

SVENSK STANDARD

SS-ISO 23599:2017



Fastställt/Approved: 2017-09-04

Publicerad/Published: 2017-09-06

Utgåva/Edition: 1

Språk/Language: engelska/English

ICS: 11.180.30; 11.180.99

Hjälpmedel för personer med synnedsättning – Taktila ledytter (ISO 23599:2012, IDT)

Assistive products for blind and vision-impaired persons – Tactile walking surface indicators (ISO 23599:2012, IDT)

This preview is downloaded from www.sis.se. Buy the entire standard via <https://www.sis.se/std-8028361>

Standarder får världen att fungera

SIS (Swedish Standards Institute) är en fristående ideell förening med medlemmar från både privat och offentlig sektor. Vi är en del av det europeiska och globala nätverk som utarbetar internationella standarder. Standarder är dokumenterad kunskap utvecklad av framstående aktörer inom industri, näringsliv och samhälle och befrämjar handel över gränser, bidrar till att processer och produkter blir säkrare samt effektiviserar din verksamhet.

Delta och påverka

Som medlem i SIS har du möjlighet att påverka framtida standarder inom ditt område på nationell, europeisk och global nivå. Du får samtidigt tillgång till tidig information om utvecklingen inom din bransch.

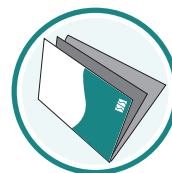

Ta del av det färdiga arbetet

Vi erbjuder våra kunder allt som rör standarder och deras tillämpning. Hos oss kan du köpa alla publikationer du behöver – allt från enskilda standarder, tekniska rapporter och standardpaket till handböcker och onlinetjänster. Genom vår webbtjänst e-nav får du tillgång till ett lättnavigerat bibliotek där alla standarder som är aktuella för ditt företag finns tillgängliga. Standarder och handböcker är källor till kunskap. Vi säljer dem.

Utveckla din kompetens och lyckas bättre i ditt arbete

Hos SIS kan du gå öppna eller företagsinterna utbildningar kring innehåll och tillämpning av standarder. Genom vår närhet till den internationella utvecklingen och ISO får du rätt kunskap i rätt tid, direkt från källan. Med vår kunskap om standarders möjligheter hjälper vi våra kunder att skapa verklig nytta och lönsamhet i sina verksamheter.

Vill du veta mer om SIS eller hur standarder kan effektivisera din verksamhet är du välkommen in på www.sis.se eller ta kontakt med oss på tel 08-555 523 00.



Standards make the world go round

SIS (Swedish Standards Institute) is an independent non-profit organisation with members from both the private and public sectors. We are part of the European and global network that draws up international standards. Standards consist of documented knowledge developed by prominent actors within the industry, business world and society. They promote cross-border trade, they help to make processes and products safer and they streamline your organisation.

Take part and have influence


As a member of SIS you will have the possibility to participate in standardization activities on national, European and global level. The membership in SIS will give you the opportunity to influence future standards and gain access to early stage information about developments within your field.

Get to know the finished work

We offer our customers everything in connection with standards and their application. You can purchase all the publications you need from us - everything from individual standards, technical reports and standard packages through to manuals and online services. Our web service e-nav gives you access to an easy-to-navigate library where all standards that are relevant to your company are available. Standards and manuals are sources of knowledge. We sell them.

Increase understanding and improve perception

With SIS you can undergo either shared or in-house training in the content and application of standards. Thanks to our proximity to international development and ISO you receive the right knowledge at the right time, direct from the source. With our knowledge about the potential of standards, we assist our customers in creating tangible benefit and profitability in their organisations.



If you want to know more about SIS, or how standards can streamline your organisation, please visit www.sis.se or contact us on phone +46 (0)8-555 523 00

Den internationella standarden ISO 23599:2012 gäller som svensk standard. Detta dokument innehåller den officiella engelska versionen av ISO 23599:2012.

The International Standard ISO 23599:2012 has the status of a Swedish Standard. This document contains the official version of ISO 23599:2012.

© Copyright/Upphovsrätten till denna produkt tillhör SIS, Swedish Standards Institute, Stockholm, Sverige. Användningen av denna produkt regleras av slutanvändarlicensen som återfinns i denna produkt, se standardens sista sidor.

© Copyright SIS, Swedish Standards Institute, Stockholm, Sweden. All rights reserved. The use of this product is governed by the end-user licence for this product. You will find the licence in the end of this document.

Uppllysningar om sakinnehållet i standarden lämnas av SIS, Swedish Standards Institute, telefon 08-555 520 00. Standarder kan beställas hos SIS Förlag AB som även lämnar allmänna upplysningar om svensk och utländsk standard.

Information about the content of the standard is available from the Swedish Standards Institute (SIS), telephone +46 8 555 520 00. Standards may be ordered from SIS Förlag AB, who can also provide general information about Swedish and foreign standards.

Denna standard är framtagen av kommittén för Synfrågor / Orienteringsstöd, SIS/TK 344/AG 07.

Har du synpunkter på innehållet i den här standarden, vill du delta i ett kommande revideringsarbete eller vara med och ta fram andra standarder inom området? Gå in på www.sis.se - där hittar du mer information.

Contents

Page

Foreword	iv
Introduction	v
1 Scope	1
2 Terms and definitions	1
3 General provisions	3
3.1 General principles	3
3.2 Detecting and distinguishing TWSIs	3
4 Requirements and recommendations	4
4.1 Specifications for shape and dimensions of TWSIs	4
4.2 Surrounding or adjacent surfaces	8
4.3 Visual contrast	9
4.4 Materials	10
4.5 Installation	10
Annex A (informative) Luminance contrast	12
Annex B (informative) Examples of installations of TWSIs in specific situations	15
Bibliography	35

SS-ISO 23599:2017 (E)

Foreword

ISO (the International Organization for Standardization) is a worldwide federation of national standards bodies (ISO member bodies). The work of preparing International Standards is normally carried out through ISO technical committees. Each member body interested in a subject for which a technical committee has been established has the right to be represented on that committee. International organizations, governmental and non-governmental, in liaison with ISO, also take part in the work. ISO collaborates closely with the International Electrotechnical Commission (IEC) on all matters of electrotechnical standardization.

International Standards are drafted in accordance with the rules given in the ISO/IEC Directives, Part 2.

The main task of technical committees is to prepare International Standards. Draft International Standards adopted by the technical committees are circulated to the member bodies for voting. Publication as an International Standard requires approval by at least 75 % of the member bodies casting a vote.

Attention is drawn to the possibility that some of the elements of this document may be the subject of patent rights. ISO shall not be held responsible for identifying any or all such patent rights.

ISO 23599 was prepared by Technical Committee ISO/TC 173, *Assistive products for persons with disability*.

Introduction

The purpose of this International Standard is to create requirements for tactile walking surface indicators (TWSIs) for blind or vision-impaired persons.

When blind or vision-impaired persons travel alone they might encounter problems and hazards in various situations. In order to obtain information for wayfinding, these pedestrians use information available from the natural and built environment, including tactual, acoustic and visual information. However, environmental information is not always reliable; it is for this reason that TWSIs perceived through use of a long white cane, through the soles of the shoes and through use of residual vision have been developed.

TWSIs were invented in Japan in 1965. They are now used around the world to help blind or vision-impaired persons to travel independently. At present, TWSI patterns and installation methods vary from country to country. This International Standard aims to provide a basis for a common approach for TWSIs at the international level, while acknowledging that some differences may be necessary at the local level to accommodate climatic, geographical, cultural or other issues that might exist.

TWSIs should be designed and installed based on a simple, logical and consistent layout. This will enable tactile indicators to facilitate not only the independent travel of blind or vision-impaired persons in places they frequently travel, but also to support their independent travel in places they visit for the first time.

Currently, there are several forms of TWSIs, but the ability to detect differences in tactile patterns through the soles of the shoes or the long white cane varies depending on individual differences. Therefore, the consolidated findings of science, technology and experience were employed to define the characteristics of TWSIs that can be detected and recognized by potential users. Additionally, in order to ensure that TWSIs achieve maximum effect in conveying information, it is important that they be installed in or on a smooth surface where blind or vision-impaired persons can identify them without interference from an irregular walking surface.

It is also necessary to ensure that TWSIs can be effectively used by vision-impaired persons as well as people who are blind. For this purpose, TWSIs should be easily detectable through use of residual vision. This is achieved through visual contrast between TWSIs and the surrounding or adjacent surface. Visual contrast is influenced primarily by luminance contrast, and secondarily by difference in colour or tone. In order to have good visibility, it is necessary to have sufficient illumination without glare and it is important to maintain the visual contrast between TWSIs and the surrounding or adjacent surface.

While TWSIs should be effective for blind or vision-impaired persons, attention should also be paid to their surface structure and materials in order to ensure that all pedestrians, including those with impaired mobility, can safely and effectively negotiate them.

TWSIs are installed in public facilities, buildings used by many people, railway stations and on sidewalks and other walking surfaces. Attention patterns may be installed in the vicinity of pedestrian crossings, at-grade kerbs, railway platforms, stairs, ramps, escalators, travelators, elevators, etc. Guiding patterns may be used alone or in combination with attention patterns in order to indicate the walking route from one place to another.

Assistive products for blind and vision-impaired persons — Tactile walking surface indicators

1 Scope

This International Standard provides product specifications for tactile walking surface indicators (TWSIs) and recommendations for their installation in order to assist in the safe and independent mobility of blind or vision-impaired persons.

This International Standard specifies two types of TWSIs: attention patterns and guiding patterns. Both types can be used indoors and outdoors throughout the built environment where there are insufficient cues for wayfinding, or at specific hazards.

Some countries have adopted other designs of TWSIs based on the consolidated findings of science, technology and experience, ensuring that they can be detected and distinguished by most users. National standards, regulations and guidelines governed by national legislation specify where TWSIs are to be used. This International Standard is not intended to replace requirements and recommendations contained in such national standards, regulations or guidelines.

2 Terms and definitions

For the purposes of this document, the following terms and definitions apply.

2.1

attention pattern

TWSI design, calling attention to a hazard only, or to hazards and decision points

NOTE Attention patterns can be installed in the vicinity of pedestrian crossings, at-grade kerbs, railway platforms, stairs, ramps, escalators, travelators, elevators, etc.

2.2

at-grade kerb

flush kerb

kerb whereby the edge of the walkway is at the same level as adjoining vehicular ways

NOTE See Figures B.10 and B.11.

2.3

CIE Y value

tristimulus value Y of the CIE 1931 standard colorimetric system for reflecting objects

NOTE 1 The CIE Y value equals the percentage value of the luminous reflectance.

NOTE 2 $Y = 0$ denotes the reflectance of an absolutely black object (no light is reflected). $Y = 100$ denotes the reflectance of a perfectly white object (no light is absorbed or transmitted).

2.4

decision point

intersection or change of direction along a path of travel defined by TWSIs

2.5

discrete units

individual domes, cones or elongated bars that are embedded into the ground or floor surfaces

SS-ISO 23599:2017 (E)

2.6

effective depth

distance between the detectable edges of the TWSIs when measured in the principal direction of travel

NOTE See Figure 1.

2.7

effective width

distance between the detectable edges of the TWSIs when measured perpendicular to the principal direction of travel

NOTE See Figure 1 and Figure 2.

2.8

guiding pattern

TWSI design, indicating a direction of travel or a landmark

NOTE Guiding patterns can be used alone or in combination with attention patterns in order to indicate the walking route from one place to another.

2.9

hazard

any area or element in, or adjacent to, a direction of travel, which may place people at risk of injury

2.10

illuminance

amount of luminous flux to a surface per unit area

NOTE 1 The SI unit for illuminance is lux (lx).

NOTE 2 See Reference [6] for further details.

2.11

integrated units

domes, cones or elongated bars on a base surface or plate, incorporated as a single unit

2.12

luminance

amount of light reflected or emitted from a surface in a given direction

NOTE 1 The SI unit for luminance is candela per square metre (cd/m^2).

NOTE 2 See Reference [6] for further details.

2.13

luminance contrast

value of comparison of the luminance of two surfaces

2.14

LRV

light reflectance value

proportion of visible light reflected by a surface at all wavelengths and directions when illuminated by a light source

NOTE 1 LRV is also known as the luminance reflectance factor.

NOTE 2 LRV is expressed on a scale of 0 to 100, with a value of 0 points for pure black and a value of 100 points for pure white.

2.15

reflectance

ratio of light reflected in a given direction by a surface

NOTE See Reference [6] for further details.

2.16

TWSI

tactile walking surface indicator

standardized walking surface used for information by blind or vision-impaired persons

2.17

truncated domes or cones

type of attention pattern also referred to as flat-topped domes or cones

3 General provisions

3.1 General principles

Wayfinding and mobility can be achieved through good design of facilities, including clear accessible paths of travel with built and natural guiding elements, such as edges and surfaces that can be followed tactually and visually. TWSIs should not be a substitute for poor design.

TWSIs shall be installed where no built or natural guiding elements can be provided.

Though TWSIs are used by blind or vision-impaired persons, the design and installation of TWSIs shall take into consideration the needs of people with mobility impairments.

a) All TWSIs shall:

- be easily detectable from the surrounding or adjacent surface by raised tactile profiles and visual contrast;
- maintain detectability throughout their lives;
- be designed to prevent tripping;
- be slip-resistant;
- be used in a logical and sequential manner;
- be installed consistently to enable them to be interpreted by users; and
- be of sufficient depth in the direction of travel to provide adequate detectability and appropriate response by the users, such as stopping and turning.

b) Attention TWSIs shall:

- be distinguishable from guiding TWSIs; and
- extend across the full width of an accessible path of travel and perpendicular to the direction of travel when approaching a hazard.

3.2 Detecting and distinguishing TWSIs

3.2.1 General

TWSIs shall be easily detectable from the surrounding or adjacent surface by raised tactile profiles and visual contrast. TWSIs shall be distinguishable from each other.

3.2.2 Tactile contrast

TWSIs shall be detectable by blind or vision-impaired persons through the soles of their shoes and by a long white cane.

When attention patterns and guiding patterns are combined, blind or vision-impaired persons shall be able to distinguish clearly between them, identify both and remember the meaning of each one.