

ICE HOCKEY MEN HOCKEY SUR GLACE MESSEIURS



Alexei Kovalev, RUS, Belarus vs. Russia, Bronze Medal Match

I A N L O G A N



Men's Ice Hockey Contents

Directorate
Competition Officials
Entry List by NOC

Competition Schedule

Preliminary Round Game Reports (repeated for each Game 1 - 12)

- Line-Ups
- Official Game Report
- Game Summary
- Shot Chart
- Face-off Chart

Placement Game Reports (repeated for each Game 13 - 15)

- Line-Ups
- Official Game Report
- Game Summary
- Shot Chart
- Face-off Chart

Preliminary Round Summary Reports

- Player Statistics by Team
- Tournament Progress - Preliminary Round

Final Round Competition Reports

- Directorate - Final Round
- Competition Officials - Final Round
- Competition Schedule - Final Round

Final Round Game Reports (repeated for each Game 16 - 27)

- Line-Ups
- Official Game Report
- Game Summary
- Shot Chart
- Face-off Chart

Playoff Round Game Reports (repeated for each Game 28 - 35)

- Line-Ups
- Official Game Report
- Game Summary
- Shot Chart
- Face-off Chart



DIRECTORATE / DIRECTOIRE
MEN / MESSIEURS
PRELIMINARY ROUND / TOUR PRELIMINAIRE
E CENTER

As of 11 Feb 2002 / En date du 11 FEV 2002

Voting Members

Chairman	FASEL Rene	Switzerland (SUI)
Member	DOBIDA Hans	Austria (AUT)
	LESHCHIK Alexander	Belarus (BLR)
	LACARRIERE Philippe	France (FRA)
	REINDL Franz	Germany (GER)
	LIPMANS Kirovs	Latvia (LAT)
	SIROKY Juraj	Slovakia (SVK)
	ZAHNER Peter	Switzerland (SUI)
	KOVAL Sergey	Ukraine (UKR)
Council	FAGERLUND Rikard	Sweden (SWE)
	STEBLIN Alexander	Russian Federation (RUS)
SLOC	MORO Dan	Canada (CAN)

Non-voting Members

General Secretary	EDVINSSON Jan-Ake	International Ice Hockey Federation (IIHF)
Technical Delegate	SUBRT Miroslav	International Ice Hockey Federation (IIHF)
	LEINONEN Kimmo	International Ice Hockey Federation (IIHF)
Sport Director	FITZPATRICK Dave	International Ice Hockey Federation (IIHF)
Referee Supervisor	NADIN Bob	International Ice Hockey Federation (IIHF)
Medical Supervisor	AUBRY Mark	International Ice Hockey Federation (IIHF)
Secretary	MAY Johanna	International Ice Hockey Federation (IIHF)
Administrative Manager	VERAGUTH Gion	International Ice Hockey Federation (IIHF)



COMPETITION OFFICIALS / OFFICIELS DE LA COMPÉTITION

MEN / MESSIEURS

PRELIMINARY ROUND / TOUR PRELIMINAIRE

E CENTER

As of 08 Feb 2002 / En date du 8 FEV 2002

On-Ice Officials

Referee	ACHESON Kevin	International Ice Hockey Federation (IIHF)
	HANSEN Scott	International Ice Hockey Federation (IIHF)
	KURMANN Danny	International Ice Hockey Federation (IIHF)
	McCREARY Bill	International Ice Hockey Federation (IIHF)
	LARUE Dennis	International Ice Hockey Federation (IIHF)
	MIHALIK Vladimir	International Ice Hockey Federation (IIHF)
	RADBJER Ulf	International Ice Hockey Federation (IIHF)
	SAVOLAINEN Rami	International Ice Hockey Federation (IIHF)
	WALKOM Stephen	International Ice Hockey Federation (IIHF)

Linesman	BLUMEL Petr	International Ice Hockey Federation (IIHF)
	BRUUN Panu	International Ice Hockey Federation (IIHF)
	CVIK Mike	International Ice Hockey Federation (IIHF)
	GAROFALO James	International Ice Hockey Federation (IIHF)
	HAMALAINEN Antti	International Ice Hockey Federation (IIHF)
	KULAKOV Sergei	International Ice Hockey Federation (IIHF)
	LAUFF Rudolf	International Ice Hockey Federation (IIHF)
	MORIN Jean	International Ice Hockey Federation (IIHF)
	NANSEN Derek	International Ice Hockey Federation (IIHF)
	NORRMAN Johan	International Ice Hockey Federation (IIHF)
	NOWAK Tim	International Ice Hockey Federation (IIHF)
	ODINSCH Eduard	International Ice Hockey Federation (IIHF)
	SCHACHTE Dan	International Ice Hockey Federation (IIHF)
	SHELYANIN Sergei	International Ice Hockey Federation (IIHF)

Off-Ice Officials

Goal Judge	BAIRD Gerry	United States of America (USA)
	GALLENI Robert	United States of America (USA)
	GREEN Bill	United States of America (USA)
	LORDS Harry	United States of America (USA)
	SHEGRUD Bob	United States of America (USA)
	SMITH David	United States of America (USA)
	SMITH Murray	United States of America (USA)
	SNEED Geoff	United States of America (USA)

Game Timekeeper	BATEMAN Theresa	United States of America (USA)
	FLETCHER Cheryl	United States of America (USA)
	ZITO Bob	United States of America (USA)
	ZITO Robert	United States of America (USA)

Penalty Timekeeper	COTE Shanna	United States of America (USA)
	HENRICKSEN Rich	United States of America (USA)
	KARINEN Bruce	United States of America (USA)
	TAYLOR Kristi	United States of America (USA)

Official Scorer	EBERT Bob	United States of America (USA)
	HOY Tom	United States of America (USA)
	SOUTTER Dave	United States of America (USA)



Off-Ice Officials

Official Scorer	SYKORA David	United States of America (USA)
Penalty Box Attendant	BARKER Mike	United States of America (USA)
	CARTON Todd	United States of America (USA)
	HINCKLEY Mark	United States of America (USA)
	KEMP Norbert	Canada (CAN)
	MASSEY Brian	United States of America (USA)
	ORN Chris	United States of America (USA)
	SHEWMAKE Lester	United States of America (USA)
SHEWMAKE Walter	United States of America (USA)	



ICE HOCKEY ENTRY LIST BY NOC MEN

As of 24 FEB 2002

Austria (AUT)

No.	Name	Pos.	S/C	Height	Weight	Date of Birth	Club	Registration
4	UNTERLUGGAUER Gerhard	LD	L	1.77 m/5-10"	88 kg/ 194 lbs	15-Aug-76	Schwenningen	GER 28-Jan-02
6	LAVOIE Joseph G D	RD	R	1.9 m/6-3"	95 kg/ 209 lbs	21-Nov-67	Hannover Scorpions	GER 28-Jan-02
9	SEARLE Thomas	LD	L	1.8 m/5-11"	88 kg/ 194 lbs	26-Apr-63	Heraklith VSV	AUT 28-Jan-02
10	BRANDNER Christoph	CE	L	1.95 m/6-5"	98 kg/ 216 lbs	5-Jul-75	Krefeld Penguins	GER 28-Jan-02
11	RESSMANN Gerald	LW	L	1.9 m/6-3"	100 kg/ 220 lbs	24-Jul-70	Klagenfurt	AUT 28-Jan-02
12	TRATTNIG Matthias	RW	L	1.85 m/6-1"	95 kg/ 209 lbs	22-Apr-79	Djurgardens IF	SWE 28-Jan-02
13	LUKAS Robert	RD	L	1.77 m/5-10"	82 kg/ 181 lbs	29-Aug-78	Black Wings Linz	AUT 28-Jan-02
15	SETZINGER Oliver	RW	L	1.83 m/6-0"	92 kg/ 203 lbs	11-Jul-83	Black Wings Linz	AUT 28-Jan-02
16	POCK Thomas	LW	L	1.84 m/6-0"	89 kg/ 196 lbs	2-Dec-81	Univ. of Mass. at Amherst	USA 28-Jan-02
18	SALFI Kent	LW	L	1.76 m/5-9"	82 kg/ 181 lbs	10-Jun-71	Heraklith VSV	AUT 28-Jan-02
21	SCHADEN Mario	RW	L	1.73 m/5-8"	85 kg/ 187 lbs	30-Apr-72	Klagenfurt	AUT 28-Jan-02
22	HOHENBERGER Martin	LW	L	1.86 m/6-1"	93 kg/ 205 lbs	29-Jan-77	Oberhausen	GER 28-Jan-02
24	LANZINGER Gunther	LW	R	1.87 m/6-2"	89 kg/ 196 lbs	4-Jan-72	Heraklith VSV	AUT 28-Jan-02
25	SUTTNIK Michael	GK	R	1.78 m/5-10"	76 kg/ 168 lbs	8-Nov-73	Klagenfurt	AUT 28-Jan-02
26	WHEELDON Simon	RW	L	1.83 m/6-0"	85 kg/ 187 lbs	30-Aug-66	Munich Barons	GER 28-Jan-02
27	KROMP Wolfgang	RW	L	1.75 m/5-9"	83 kg/ 183 lbs	17-Sep-70	Heraklith VSV	AUT 28-Jan-02
29	PERTHALER Christian	RW	L	1.83 m/6-0"	90 kg/ 198 lbs	21-Jul-68	Black Wings Linz	AUT 28-Jan-02
31	DALPIAZ Claus	GK	R	1.75 m/5-9"	70 kg/ 154 lbs	10-Oct-71	HC Innsbruck	AUT 28-Jan-02
32	LAKOS Andre	LD	L	2.02 m/6-8"	104 kg/ 229 lbs	29-Jul-79	Utah Grizzlies	USA 28-Jan-02
38	DIVIS Reinhard	GK	R	1.82 m/5-12"	87 kg/ 192 lbs	4-Jul-75	Worcester Ice Cats	USA 28-Jan-02
47	ULRICH Martin	LD	L	1.88 m/6-2"	91 kg/ 201 lbs	16-Dec-69	Dusseldorfer EG	GER 28-Jan-02
74	KALT Dieter	LW	R	1.75 m/5-9"	83 kg/ 183 lbs	26-Jun-74	Farjestads BK	SWE 28-Jan-02
96	KASPER Peter	LD	R	1.82 m/5-12"	89 kg/ 196 lbs	20-Dec-74	HC Innsbruck	AUT 28-Jan-02

Function	Name	Citizenship	Date of Birth
Team Manager	KALT Dieter	AUT	29-Jul-41
Head Coach	KENNEDY Ron	CAN	7-May-53
Assistant Coach	HOLST Gregory	AUT	21-Feb-54
Team Leader	MION Giuseppe	AUT	9-Apr-59
Team Video Coach	KECKEIS Helmut	AUT	12-Feb-57
Equipment Manager	WALDHAUSER Walter	AUT	24-Sep-32
Physiotherapist	KUSCHNIG Marian	AUT	10-Oct-35
Team Doctor	BACHLER Guenther	AUT	11-May-58



ICE HOCKEY ENTRY LIST BY NOC MEN

As of 24 FEB 2002

Belarus (BLR)

No.	Name	Pos.	S/C	Height	Weight	Date of Birth	Club	Registration
2	SHABANOV Sergei	GK	L	1.79 m/5-10"	76 kg/ 168 lbs	24-Feb-74	Metallurg Novokuznetsk	RUS 28-Jan-02
3	KHMYL Oleg	LD	R	1.82 m/5-12"	92 kg/ 203 lbs	30-Jan-70	Lada Togliatti	RUS 28-Jan-02
4	MAKRITSKY Aleksandr	RD	L	1.82 m/5-12"	90 kg/ 198 lbs	11-Aug-71	Oberhausen	GER 28-Jan-02
5	ROMANOV Oleg	RD	L	1.82 m/5-12"	85 kg/ 187 lbs	31-Mar-70	Severstal Cherepovets	RUS 28-Jan-02
6	MATUSHKIN Igor	RD	L	1.87 m/6-2"	89 kg/ 196 lbs	27-Jan-65	Skelleftea AIK	SWE 28-Jan-02
9	ANDRIEVSKY Aleksandr	LW	L	1.96 m/6-5"	105 kg/ 231 lbs	10-Aug-68	Khimik Voskresensk	RUS 28-Jan-02
11	BEKBULATOV Vadim	CE	L	1.8 m/5-11"	87 kg/ 192 lbs	8-Mar-70	Dynamo Energia	RUS 28-Jan-02
13	KOVALEV Andrei	RW	R	1.82 m/5-12"	87 kg/ 192 lbs	2-Apr-66	Oberhausen	GER 28-Jan-02
14	PANKOV Vasily	CE	L	1.85 m/6-1"	89 kg/ 196 lbs	15-Aug-68	Augsburger Panther	GER 28-Jan-02
16	SKABELKA Andrei	RW	L	1.86 m/6-1"	92 kg/ 203 lbs	20-Jan-71	Salavat Yulaev	RUS 28-Jan-02
17	KALYUZHNY Aleksei	CE	R	1.83 m/6-0"	85 kg/ 187 lbs	13-Jun-77	Metallurg Magnitogorsk	RUS 28-Jan-02
18	ANTONENKO Oleg	LW	R	1.87 m/6-2"	91 kg/ 201 lbs	1-Jul-71	Severstal Cherepovets	RUS 28-Jan-02
19	ZANKAVETS Eduard	RW	L	1.74 m/5-9"	85 kg/ 187 lbs	27-Sep-69	Torpedo Nizhny Novogorod	RUS 28-Jan-02
21	MIKULCHIK Oleg	LD	R	1.88 m/6-2"	91 kg/ 201 lbs	21-Jul-64	Khimik Voskresensk	RUS 28-Jan-02
23	SALEI Ruslan	LD	L	1.85 m/6-1"	93 kg/ 205 lbs	2-Nov-74	Mighty Ducks of Anaheim	USA 28-Jan-02
24	DUDIK Dmitry	LW	R	1.84 m/6-0"	87 kg/ 192 lbs	2-Nov-77	HK Gomel	BLR 28-Jan-02
26	STAS Serguei	LD	L	1.81 m/5-11"	90 kg/ 198 lbs	28-Apr-74	Krefeld Pinguine	GER 28-Jan-02
27	ZHURIK Aleksandr	RD	L	1.94 m/6-4"	98 kg/ 216 lbs	29-May-75	Krylia Sovetov	RUS 28-Jan-02
28	KOLTSOV Konstantin	RW	L	1.85 m/6-1"	90 kg/ 198 lbs	17-Apr-81	Spartak Moskva	RUS 28-Jan-02
29	TSYPLAKOV Vladimir	LW	L	1.87 m/6-2"	93 kg/ 205 lbs	18-Apr-69	AK Bars Kazan	RUS 28-Jan-02
30	KOPAT Vladimir	LD	L	1.78 m/5-10"	84 kg/ 185 lbs	23-Apr-71	Neftekhimik Nizhnekamsk	RUS 28-Jan-02
31	MEZIN Andrei	GK	L	1.8 m/5-11"	77 kg/ 170 lbs	8-Jul-74	Berlin Capitals	GER 28-Jan-02
32	PANKOV Dmitry	RW	L	1.84 m/6-0"	89 kg/ 196 lbs	29-Oct-74	Metallurg Novokuznetsk	RUS 28-Jan-02
33	FATIKOV Leonid	GK	L	1.94 m/6-4"	100 kg/ 220 lbs	24-Apr-68	Kassel Huskies	GER 28-Jan-02
37	RASOLKO Andrei	CE	R	1.77 m/5-10"	83 kg/ 183 lbs	13-Sep-68	Severstal Cherepovets	RUS 28-Jan-02

Function	Name	Citizenship	Date of Birth
Team Manager	LESHCHIK Alexander	BLR	27-Mar-72
Head Coach	KRIKUNOV Vladimir	RUS	23-Apr-50
Assistant Coach	BELIAYEV Anatoli	BLR	4-May-52
Assistant Coach	VORONIN Valery	BLR	15-Nov-54
Equipment Manager	KHACHATRYAN Stepan	BLR	6-May-54
Physiotherapist	KORNACHENKO Sergei	BLR	15-Jan-67
Team Doctor	BORODKIN Vadim	RUS	6-Mar-72
Team Doctor	ZATKOVSKY Georgy	BLR	20-Oct-49



ICE HOCKEY ENTRY LIST BY NOC MEN

As of 24 FEB 2002

Canada (CAN)

No.	Name	Pos.	S/C	Height	Weight	Date of Birth	Club	Registration
2	MACINNIS AI	LD	R	1.88 m/6-2"	95 kg/ 209 lbs	11-Jul-63	St. Louis Blues	USA 28-Jan-02
3	BREWER Eric	RD	L	1.9 m/6-3"	100 kg/ 220 lbs	17-Apr-79	Edmonton Oilers	CAN 28-Jan-02
4	BLAKE Rob	LD	R	1.9 m/6-3"	98 kg/ 216 lbs	10-Dec-69	Colorado Avalanche	USA 28-Jan-02
9	KARIYA Paul	LW	L	1.78 m/5-10"	82 kg/ 181 lbs	16-Oct-74	Mighty Ducks of Anaheim	USA 28-Jan-02
11	NOLAN Owen	RW	R	1.85 m/6-1"	95 kg/ 209 lbs	12-Feb-72	San Jose Sharks	USA 28-Jan-02
12	IGINLA Jarome	LW	L	1.85 m/6-1"	92 kg/ 203 lbs	1-Jul-77	Calgary Flames	CAN 28-Jan-02
14	SHANAHAN Brendan	LW	L	1.91 m/6-3"	91 kg/ 201 lbs	23-Jan-69	Detroit Red Wings	USA 28-Jan-02
19	YZERMAN Steve	CE	R	1.8 m/5-11"	82 kg/ 181 lbs	9-May-65	Detroit Red Wings	USA 28-Jan-02
20	BELFOUR Ed	GK	L	1.8 m/5-11"	88 kg/ 194 lbs	21-Apr-65	Dallas Stars	USA 28-Jan-02
21	GAGNE Simon	LW	L	1.83 m/6-0"	84 kg/ 185 lbs	29-Feb-80	Philadelphia Flyers	USA 28-Jan-02
25	NIEUWENDYK Joe	CE	L	1.85 m/6-1"	93 kg/ 205 lbs	10-Sep-66	Dallas Stars	USA 28-Jan-02
27	NIEDERMAYER Scott	RD	L	1.85 m/6-1"	90 kg/ 198 lbs	31-Aug-73	New Jersey Devils	USA 28-Jan-02
30	BRODEUR Martin	GK	L	1.88 m/6-2"	93 kg/ 205 lbs	6-May-72	New Jersey Devils	USA 28-Jan-02
31	JOSEPH Curtis	GK	L	1.8 m/5-11"	86 kg/ 190 lbs	29-Apr-67	Toronto Maple Leafs	CAN 28-Jan-02
37	PECA Mike	CE	R	1.8 m/5-11"	86 kg/ 190 lbs	26-Mar-74	New York Islanders	USA 28-Jan-02
44	PRONGER Chris	RD	L	1.98 m/6-6"	100 kg/ 220 lbs	10-Oct-74	St. Louis Blues	USA 28-Jan-02
52	FOOTE Adam	LD	R	1.85 m/6-1"	93 kg/ 205 lbs	10-Jul-71	Colorado Avalanche	USA 28-Jan-02
55	JOVANOVSKI Ed	RD	L	1.88 m/6-2"	95 kg/ 209 lbs	26-Jun-76	Vancouver Canucks	CAN 28-Jan-02
66	LEMIEUX Mario	CE	R	1.93 m/6-4"	102 kg/ 225 lbs	5-Oct-65	Pittsburgh Penguins	USA 28-Jan-02
74	FLEURY Theo	RW	R	1.67 m/5-6"	81 kg/ 179 lbs	29-Jun-68	New York Rangers	USA 28-Jan-02
88	LINDROS Eric	CE	R	1.93 m/6-4"	107 kg/ 236 lbs	28-Feb-73	New York Rangers	USA 28-Jan-02
91	SAKIC Joe	CE	L	1.8 m/5-11"	86 kg/ 190 lbs	7-Jul-69	Colorado Avalanche	USA 28-Jan-02
94	SMYTH Ryan	LW	L	1.85 m/6-1"	88 kg/ 194 lbs	21-Feb-76	Edmonton Oilers	CAN 28-Jan-02

Function	Name	Citizenship	Date of Birth
Team Manager	NICHOLSON Robert	CAN	27-May-53
Team Manager	GRETZKY Wayne	CAN	26-Jan-61
Head Coach	QUINN Pat	CAN	29-Jan-43
Assistant Coach	HITCHCOCK Ken	CAN	17-Dec-51
Assistant Coach	FLEMING Wayne	CAN	6-Jul-50
Assistant Coach	MARTIN Jacques	CAN	1-Oct-52
Equipment Manager	STAFFORD Barrie	CAN	11-Apr-56
Physiotherapist	RAMSAY Jim	CAN	17-Jan-65



ICE HOCKEY ENTRY LIST BY NOC MEN

As of 24 FEB 2002

Czech Republic

No.	Name	Pos.	S/C	Height	Weight	Date of Birth	Club	Registration
3	HNILICKA Milan	GK	L	1.83 m/6-0"	83 kg/ 183 lbs	25-Jun-73	Atlanta Thrashers	USA 28-Jan-02
4	HAMRLIK Roman	RD	L	1.88 m/6-2"	92 kg/ 203 lbs	12-Apr-74	New York Islanders	USA 28-Jan-02
6	SPACEK Jaroslav	LD	L	1.84 m/6-0"	90 kg/ 198 lbs	11-Feb-74	Chicago Blackhawks	USA 28-Jan-02
9	HAVLAT Martin	LW	L	1.84 m/6-0"	86 kg/ 190 lbs	19-Apr-81	Ottawa Senators	CAN 28-Jan-02
10	PATERA Pavel	CE	L	1.87 m/6-2"	80 kg/ 176 lbs	6-Sep-71	Avangard Omsk	RUS 28-Jan-02
13	KUBINA Pavel	RD	R	1.96 m/6-5"	104 kg/ 229 lbs	15-Apr-77	Tampa Bay Lightning	USA 28-Jan-02
15	KABERLE Tomas	LD	L	1.84 m/6-0"	85 kg/ 187 lbs	2-Mar-78	Toronto Maple Leafs	CAN 28-Jan-02
16	CAJANEK Petr	CE	L	1.8 m/5-11"	82 kg/ 181 lbs	18-Aug-75	HC Continental Zlin	CZE 28-Jan-02
17	SYKORA Petr	RW	L	1.83 m/6-0"	86 kg/ 190 lbs	19-Nov-76	New Jersey Devils	USA 28-Jan-02
19	DVORAK Radek	RW	R	1.88 m/6-2"	86 kg/ 190 lbs	9-Mar-77	New York Rangers	USA 28-Jan-02
20	LANG Robert	CE	R	1.88 m/6-2"	86 kg/ 190 lbs	19-Dec-70	Pittsburgh Penguins	USA 28-Jan-02
21	REICHEL Robert	CE	L	1.78 m/5-10"	85 kg/ 187 lbs	25-Jun-71	Toronto Maple Leafs	CAN 28-Jan-02
23	CECHMANEK Roman	GK	L	1.9 m/6-3"	85 kg/ 187 lbs	2-Mar-71	Philadelphia Flyers	USA 28-Jan-02
24	HEJDUK Milan	RW	R	1.83 m/6-0"	82 kg/ 181 lbs	14-Feb-76	Colorado Avalanche	USA 28-Jan-02
25	ELIAS Patrik	LW	L	1.85 m/6-1"	86 kg/ 190 lbs	13-Apr-76	New Jersey Devils	USA 28-Jan-02
26	RUCINSKY Martin	LW	L	1.83 m/6-0"	81 kg/ 179 lbs	11-Mar-71	Dallas Stars	USA 28-Jan-02
29	SYKORA Michal	RD	L	1.96 m/6-5"	108 kg/ 238 lbs	5-Jul-73	Pardubice	CZE 28-Jan-02
30	DOPITA Jiri	CE	R	1.93 m/6-4"	97 kg/ 214 lbs	2-Dec-68	Philadelphia Flyers	USA 28-Jan-02
38	HRDINA Jan	LW	R	1.83 m/6-0"	90 kg/ 198 lbs	5-Feb-76	Pittsburgh Penguins	USA 28-Jan-02
39	HASEK Dominik	GK	L	1.85 m/6-1"	80 kg/ 176 lbs	29-Jan-65	Detroit Red Wings	USA 28-Jan-02
41	SKOULA Martin	LD	L	1.9 m/6-3"	96 kg/ 212 lbs	28-Oct-79	Colorado Avalanche	USA 28-Jan-02
42	SMEHLIK Richard	RD	L	1.9 m/6-3"	100 kg/ 220 lbs	23-Jan-70	Buffalo Sabres	USA 28-Jan-02
68	JAGR Jaromir	RW	L	1.91 m/6-3"	98 kg/ 216 lbs	15-Feb-72	Washington Capitals	USA 28-Jan-02

Function	Name	Citizenship	Date of Birth
Team Manager	HLINKA Ivan	CZE	26-Jan-50
Head Coach	AUGUSTA Josef	CZE	24-Nov-46
Assistant Coach	MARTINEC Vladimir	CZE	22-Dec-49
Assistant Coach	RUZICKA Vladimir	CZE	6-Jun-63
Team Leader	CERNIK Frantisek	CZE	3-Jun-53
Equipment Manager	BILEK Petr	CZE	7-Oct-63
Physiotherapist	KRIZEK Pavel	CZE	31-Mar-47
Team Doctor	ZIEGELBAUER Zdenek	CZE	7-Sep-50



ICE HOCKEY ENTRY LIST BY NOC MEN

As of 24 FEB 2002

Finland (FIN)

No.	Name	Pos.	S/C	Height	Weight	Date of Birth	Club	Registration
4	TIMONEN Kimmo	RD	L	1.78 m/5-10"	88 kg/ 194 lbs	18-Mar-75	Nashville Predators	USA 28-Jan-02
5	SALO Sami	RD	R	1.92 m/6-4"	98 kg/ 216 lbs	2-Sep-74	Ottawa Senators	CAN 28-Jan-02
6	VAANANEN Ossi	LD	L	1.91 m/6-3"	94 kg/ 207 lbs	18-Aug-80	Phoenix Coyotes	USA 28-Jan-02
7	BERG Aki-Petteri	LD	L	1.93 m/6-4"	97 kg/ 214 lbs	28-Jul-77	Toronto Maple Leafs	CAN 28-Jan-02
8	SELANNE Teemu	RW	R	1.83 m/6-0"	93 kg/ 205 lbs	3-Jul-70	San Jose Sharks	USA 28-Jan-02
10	NIEMINEN Ville	RD	L	1.81 m/5-11"	93 kg/ 205 lbs	6-Apr-77	Colorado Avalanche	USA 28-Jan-02
12	JOKINEN Olli	CE	L	1.88 m/6-2"	90 kg/ 198 lbs	5-Dec-78	Florida Panthers	USA 28-Jan-02
14	HELMINEN Raimo	CE	L	1.83 m/6-0"	90 kg/ 198 lbs	11-Mar-64	Ilves Tampere	FIN 28-Jan-02
16	HAGMAN Niklas	LW	L	1.84 m/6-0"	90 kg/ 198 lbs	5-Dec-79	Florida Panthers	USA 28-Jan-02
17	KALLIO Tomi	RW	L	1.84 m/6-0"	85 kg/ 187 lbs	27-Jan-77	Atlanta Thrashers	USA 28-Jan-02
21	LUMME Jyrki	LD	L	1.85 m/6-1"	96 kg/ 212 lbs	16-Jul-66	Toronto Maple Leafs	CAN 28-Jan-02
22	ELORANTA Mikko	LW	L	1.83 m/6-0"	86 kg/ 190 lbs	24-Aug-72	Los Angeles Kings	USA 28-Jan-02
24	KAPANEN Sami	LW	L	1.77 m/5-10"	80 kg/ 176 lbs	14-Jun-73	Carolina Hurricanes	USA 28-Jan-02
26	LEHTINEN Jere	RW	R	1.82 m/5-12"	89 kg/ 196 lbs	24-Jun-73	Dallas Stars	USA 28-Jan-02
27	NUMMINEN Teppo	LD	R	1.86 m/6-1"	90 kg/ 198 lbs	3-Jul-68	Phoenix Coyotes	USA 28-Jan-02
30	NURMINEN Pasi	GK	L	1.78 m/5-10"	88 kg/ 194 lbs	17-Dec-75	Atlanta Thrashers	USA 28-Jan-02
31	MARKKANEN Jussi	GK	L	1.82 m/5-12"	83 kg/ 183 lbs	8-May-75	Edmonton Oilers	CAN 28-Jan-02
35	HURME Jani	GK	L	1.83 m/6-0"	85 kg/ 187 lbs	7-Jan-75	Ottawa Senators	CAN 28-Jan-02
36	YLONEN Juha	CE	L	1.84 m/6-0"	84 kg/ 185 lbs	13-Feb-72	Tampa Bay Lightning	USA 28-Jan-02
37	RUUTU Jarkko	RW	L	1.88 m/6-2"	96 kg/ 212 lbs	23-Aug-75	Vancouver Canucks	CAN 28-Jan-02
41	AALTO Antti	CE	L	1.87 m/6-2"	90 kg/ 198 lbs	4-Mar-75	Jokerit	FIN 28-Jan-02
42	LIND Juha	LW	L	1.81 m/5-11"	84 kg/ 185 lbs	2-Jan-74	Sodertalje SK	SWE 28-Jan-02
44	NIINIMAA Janne	LD	L	1.86 m/6-1"	99 kg/ 218 lbs	22-May-75	Edmonton Oilers	CAN 28-Jan-02

Function	Name	Citizenship	Date of Birth
Team Manager	RIIHIRANTA Heikki	FIN	4-Oct-48
Head Coach	ARAVIRTA Hannu	FIN	26-Mar-53
Assistant Coach	KURRI Jari	FIN	18-May-60
Assistant Coach	NOKELAINEN Esko	FIN	19-Mar-47
Equipment Manager	LILLFORS Pentti	FIN	2-Mar-48
Physiotherapist	POHJONEN Veli-Matti	FIN	11-Oct-63
Physiotherapist	RAUTIAINEN Jari	FIN	26-Jan-63
Team Doctor	IKONEN Juhani	FIN	24-Jun-48



ICE HOCKEY ENTRY LIST BY NOC MEN

As of 24 FEB 2002

France (FRA)

No.	Name	Pos.	S/C	Height	Weight	Date of Birth	Club	Registration
1	HUET Cristobal	GK	L	1.83 m/6-0"	86 kg/ 190 lbs	3-Sep-75	HC Lugano	SUI 28-Jan-02
2	CARRIOU Allan	RD	R	1.85 m/6-1"	90 kg/ 198 lbs	2-Feb-76	Rouen	FRA 28-Jan-02
3	BACHET Vincent	LD	L	1.79 m/5-10"	92 kg/ 203 lbs	29-Apr-78	Reims	FRA 28-Jan-02
6	BACHELET Benoit	RW	R	1.74 m/5-9"	82 kg/ 181 lbs	6-Nov-74	Grenoble	FRA 28-Jan-02
7	BARIN Stephane	RW	R	1.8 m/5-11"	82 kg/ 181 lbs	8-Jan-71	Krefeld Penguins	GER 28-Jan-02
8	BRIAND Arnaud	CE	L	1.86 m/6-1"	93 kg/ 205 lbs	29-Apr-70	Lulea HF	SWE 28-Jan-02
9	ROZENTHAL Maurice	LW	R	1.77 m/5-10"	77 kg/ 170 lbs	20-Jun-75	IF Bjorkloven	SWE 28-Jan-02
10	MEUNIER Laurent	CE	R	1.82 m/5-12"	84 kg/ 185 lbs	16-Jan-79	Univ. of Mass. at Lowell	USA 28-Jan-02
11	ROZENTHAL Francois	RW	R	1.77 m/5-10"	78 kg/ 172 lbs	20-Jun-75	IF Bjorkloven	SWE 28-Jan-02
12	BOZON Philippe	RW	L	1.8 m/5-11"	88 kg/ 194 lbs	30-Nov-66	HC Geneve-Servette	SUI 28-Jan-02
13	DEWOLF Karl	LD	L	1.79 m/5-10"	77 kg/ 170 lbs	21-Feb-72	Amiens	FRA 28-Jan-02
14	TREILLE Yorick	RW	R	1.9 m/6-3"	93 kg/ 205 lbs	15-Jul-80	Univ. of Mass. at Lowell	USA 28-Jan-02
16	BESSE Guillaume	LW	L	1.83 m/6-0"	89 kg/ 196 lbs	26-Jan-76	Rouen	FRA 28-Jan-02
20	BONNARD Jean-Francois	RD	L	1.8 m/5-11"	88 kg/ 194 lbs	14-Sep-71	Grenoble	FRA 28-Jan-02
22	ZWIKEL Jonathan	CE	L	1.81 m/5-11"	86 kg/ 190 lbs	16-Jul-75	Reims	FRA 28-Jan-02
23	MORTAS Anthony	CE	L	1.84 m/6-0"	85 kg/ 187 lbs	13-Feb-74	Reims	FRA 28-Jan-02
24	PEREZ Denis	LD	L	1.84 m/6-0"	96 kg/ 212 lbs	25-Apr-65	Amiens	FRA 28-Jan-02
25	AIMONETTO Richard	LW	L	1.83 m/6-0"	84 kg/ 185 lbs	24-Jan-73	Reims	FRA 28-Jan-02
26	POURTANEL Benoit	LD	L	1.79 m/5-10"	82 kg/ 181 lbs	12-Apr-74	Angers	FRA 28-Jan-02
27	AMAR Baptiste	LD	L	1.83 m/6-0"	85 kg/ 187 lbs	11-Nov-79	Univ. of Mass. at Lowell	USA 28-Jan-02
28	GRAS Laurent	CE	L	1.76 m/5-9"	83 kg/ 183 lbs	15-Mar-76	Amiens	FRA 28-Jan-02
30	LHENRY Fabrice	GK	L	1.8 m/5-11"	78 kg/ 172 lbs	29-Jun-72	Mulhouse	FRA 28-Jan-02
31	ROLLAND Patrick	GK	L	1.76 m/5-9"	74 kg/ 163 lbs	7-Jun-69	Grenoble	FRA 28-Jan-02

Function	Name	Citizenship	Date of Birth
Team Manager	POURTIER Jean-Raymond	FRA	17-Apr-54
Head Coach	LEIME Heikki	FIN	7-May-62
Assistant Coach	ERICSSON Christer	SWE	18-May-63
Equipment Manager	LIBERT William	FRA	17-Nov-66
Equipment Manager	OMER Aurelien	FRA	12-Sep-78
Physiotherapist	LUCAS Sylvain	FRA	20-Nov-70
Physiotherapist	TAANE Gregory	FRA	2-May-72
Team Doctor	MESSIN Benoit	FRA	22-Oct-64



ICE HOCKEY ENTRY LIST BY NOC MEN

As of 24 FEB 2002

Germany (GER)

No.	Name	Pos.	S/C	Height	Weight	Date of Birth	Club	Registration
6	MAYR Jorg	RD	L	1.77 m/5-10"	84 kg/ 185 lbs	3-Jan-70	Kolner Haie	GER 28-Jan-02
10	EHRHOFF Christian	LD	L	1.88 m/6-2"	85 kg/ 187 lbs	6-Jul-82	Krefeld Penguin	GER 28-Jan-02
12	LUDEMANN Mirko	LD	L	1.8 m/5-11"	83 kg/ 183 lbs	15-Dec-73	Kolner Haie	GER 28-Jan-02
13	SCHUBERT Christoph	RD	L	1.9 m/6-3"	92 kg/ 203 lbs	5-Feb-82	Munchen Barons	GER 28-Jan-02
16	HYNES Wayne	CE	L	1.82 m/5-12"	91 kg/ 201 lbs	29-May-69	Adler Mannheim	GER 28-Jan-02
17	HECHT Jochen	CE	L	1.87 m/6-2"	87 kg/ 192 lbs	21-Jun-77	Edmonton Oilers	CAN 28-Jan-02
18	LOTH Andreas	LW	L	1.84 m/6-0"	86 kg/ 190 lbs	26-Feb-72	Kassel Huskies	GER 28-Jan-02
19	STURM Marco	RW	L	1.82 m/5-12"	85 kg/ 187 lbs	8-Sep-78	San Jose Sharks	USA 28-Jan-02
20	RUMRICH Jurgen	RW	L	1.81 m/5-11"	85 kg/ 187 lbs	20-Mar-68	Nurnberg Ice Tigers	GER 28-Jan-02
21	USTORF Stefan	LW	L	1.81 m/5-11"	86 kg/ 190 lbs	3-Jan-74	Adler Mannheim	GER 28-Jan-02
22	REICHEL Martin	CE	L	1.87 m/6-2"	86 kg/ 190 lbs	7-Nov-73	Nurnberg Ice Tigers	GER 28-Jan-02
26	KREUTZER Daniel	CE	L	1.76 m/5-9"	86 kg/ 190 lbs	23-Oct-79	Kassel Huskies	GER 28-Jan-02
27	ABSTREITER Tobias	CE	L	1.75 m/5-9"	84 kg/ 185 lbs	6-Jul-70	Kassel Huskies	GER 28-Jan-02
31	RENZ Andreas	RD	L	1.83 m/6-0"	90 kg/ 198 lbs	12-Jun-77	Kolner Haie	GER 28-Jan-02
33	SELIGER Marc	GK	L	1.8 m/5-11"	75 kg/ 165 lbs	1-May-74	Nurnberg Ice Tigers	GER 28-Jan-02
36	GOLDMANN Erich	RD	L	1.92 m/6-4"	94 kg/ 207 lbs	7-Apr-76	Moskitos Essen	GER 28-Jan-02
41	KUNCE Daniel	LD	L	1.96 m/6-5"	93 kg/ 205 lbs	17-Jul-71	Krefeld Penguin	GER 28-Jan-02
47	KUNAST Christian	GK	L	1.8 m/5-11"	82 kg/ 181 lbs	7-Mar-71	Munchen Barons	GER 28-Jan-02
48	SOCCIO Leonard	LW	L	1.81 m/5-11"	85 kg/ 187 lbs	28-May-67	Hannover Scorpions	GER 28-Jan-02
49	KATHAN Klaus	CE	R	1.81 m/5-11"	85 kg/ 187 lbs	7-Jan-77	Kassel Huskies	GER 28-Jan-02
75	MORCZINIETZ Andreas	CE	L	1.83 m/6-0"	79 kg/ 174 lbs	11-Mar-78	Augsburger Panther	GER 28-Jan-02
80	MULLER Robert	GK	L	1.72 m/5-8"	74 kg/ 163 lbs	25-Jun-80	Adler Mannheim	GER 28-Jan-02
81	MACKAY Mark	CE	L	1.73 m/5-8"	82 kg/ 181 lbs	28-May-64	Schwenningen	GER 28-Jan-02
83	BENDA Jan	CE	R	1.92 m/6-4"	96 kg/ 212 lbs	28-Apr-72	AK Bars Kazan	RUS 28-Jan-02
84	SEIDENBERG Dennis	LD	L	1.83 m/6-0"	85 kg/ 187 lbs	18-Jul-81	Adler Mannheim	GER 28-Jan-02

Function	Name	Citizenship	Date of Birth
Team Manager	REINDL Franz	GER	24-Nov-54
Head Coach	ZACH Hans	GER	30-Mar-49
Assistant Coach	ENGLBRECHT Bernhard	GER	16-Feb-58
Assistant Coach	HOEFNER Ernst	GER	21-Sep-57
Equipment Manager	HELMER Hans Peter	GER	12-Nov-44
Equipment Manager	MAIER Dieter	GER	2-Aug-57
Physiotherapist	JAKOB Albert	GER	1-Jun-62
Team Doctor	GROEGER Andreas	GER	3-Nov-58



ICE HOCKEY ENTRY LIST BY NOC MEN

As of 24 FEB 2002

Latvia (LAT)

No.	Name	Pos.	S/C	Height	Weight	Date of Birth	Club	Registration
1	IRBE Arturs	GK	L	1.75 m/5-9"	82 kg/ 181 lbs	2-Feb-67	Carolina Hurricanes	USA 28-Jan-02
2	LAVINS Rodrigo	LD	L	1.8 m/5-11"	80 kg/ 176 lbs	3-Aug-74	Molot-Prikamie Perm	RUS 28-Jan-02
3	IGNATJEVS Viktors	LD	L	1.9 m/6-3"	92 kg/ 203 lbs	26-Apr-70	Severstal Cherepovets	RUS 28-Jan-02
5	BONDAREVS Igors	LD	L	1.79 m/5-10"	80 kg/ 176 lbs	9-Feb-74	SaiPa	FIN 28-Jan-02
7	SKRASTINS Karlis	LD	L	1.88 m/6-2"	85 kg/ 187 lbs	9-Jul-74	Nashville Predators	USA 28-Jan-02
8	FANDULS Vyacheslavs	CE	L	1.79 m/5-10"	79 kg/ 174 lbs	17-Mar-69	Berlin Capitals	GER 28-Jan-02
9	BELAVSKIS Aleksandrs	RW	L	1.8 m/5-11"	83 kg/ 183 lbs	17-Jan-64	IF Bjorkloven	SWE 28-Jan-02
11	SENINS Sergejs	RW	L	1.78 m/5-10"	77 kg/ 170 lbs	16-Apr-72	Herning IK	DEN 28-Jan-02
12	MACIJEVSKIS Aleksandrs	RW	L	1.75 m/5-9"	73 kg/ 161 lbs	26-Jun-75	Odense IK	DEN 28-Jan-02
13	PANTELEJEVS Grigorijis	LW	L	1.75 m/5-9"	83 kg/ 183 lbs	13-Nov-72	Sodertalje SK	SWE 28-Jan-02
14	TAMBIJEVS Leonids	LW	R	1.77 m/5-10"	80 kg/ 176 lbs	26-Sep-70	Rodovre IK	DEN 28-Jan-02
15	ASTASENKO Kaspars	RD	L	1.91 m/6-3"	92 kg/ 203 lbs	17-Feb-75	Lowell Lock Monsters	USA 28-Jan-02
17	NIZIVIJS Aleksandrs	LW	R	1.75 m/5-9"	75 kg/ 165 lbs	16-Sep-76	Dynamo Moskva	RUS 28-Jan-02
18	OZOLINSH Sandis	RD	L	1.88 m/6-2"	88 kg/ 194 lbs	3-Aug-72	Florida Panthers	USA 28-Jan-02
20	VITOLINS Harijs	CE	L	1.91 m/6-3"	96 kg/ 212 lbs	30-Apr-68	HC Thurgau	SUI 28-Jan-02
21	KERCS Aleksandrs	LW	R	1.76 m/5-9"	83 kg/ 183 lbs	16-Mar-67	Berlin Capitals	GER 28-Jan-02
22	SOROKINS Olegs	RD	L	1.78 m/5-10"	80 kg/ 176 lbs	4-Jan-74	Molot-Prikamie Perm	RUS 28-Jan-02
23	TRIBUNCOVS Atvars	RD	L	1.9 m/6-3"	89 kg/ 196 lbs	14-Oct-76	Berlin Capitals	GER 28-Jan-02
27	SEMJONOV Aleksandrs	CE	L	1.79 m/5-10"	80 kg/ 176 lbs	8-Jun-72	IFK Arboga IK	SWE 28-Jan-02
28	MATICINS Andrejs	RD	L	1.8 m/5-11"	85 kg/ 187 lbs	30-Jan-63	Nykoping	SWE 28-Jan-02
29	CIPRUSS Aigars	CE	L	1.75 m/5-9"	78 kg/ 172 lbs	12-Jan-72	HIFK Helsinki	FIN 28-Jan-02
30	NAUMOV Sergejs	GK	L	1.79 m/5-10"	79 kg/ 174 lbs	4-Apr-69	Djurgardens IF	SWE 28-Jan-02
32	MASALSKIS Edgars	GK	L	1.8 m/5-11"	79 kg/ 174 lbs	31-Mar-80	Metalurgs Liepaja	LAT 28-Jan-02

Function	Name	Citizenship	Date of Birth
Head Coach	LINDSTROM Curt	SWE	26-Nov-40
Assistant Coach	BALDONIEKS Maris	LAT	24-May-55
Team Leader	LIPMANS Kirovs	LAT	5-Nov-40
Team Video Coach	COLLIANDER Christof	LAT	7-Sep-77
Equipment Manager	SOSTAKS Mihails	LAT	26-Apr-57
Physiotherapist	MAZURS Fjodors	LAT	27-Nov-56
Team Doctor	KVEPS Janis	LAT	13-Oct-40



ICE HOCKEY ENTRY LIST BY NOC MEN

As of 24 FEB 2002

Russian Federation (RUS)

No.	Name	Pos.	S/C	Height	Weight	Date of Birth	Club	Registration
2	MIRONOV Boris	LD	R	1.91 m/6-3"	102 kg/ 225 lbs	21-Mar-72	Chicago Blackhawks	USA 28-Jan-02
5	MARKOV Daniil	LD	L	1.84 m/6-0"	86 kg/ 190 lbs	30-Jul-76	Phoenix Coyotes	USA 28-Jan-02
7	TVERDOVSKY Oleg	LD	L	1.85 m/6-1"	84 kg/ 185 lbs	18-May-76	Mighty Ducks of Anaheim	USA 28-Jan-02
8	LARIONOV Igor	CE	L	1.76 m/5-9"	77 kg/ 170 lbs	3-Dec-60	Detroit Red Wings	USA 28-Jan-02
10	BURE Pavel	RW	L	1.78 m/5-10"	86 kg/ 190 lbs	31-Mar-71	Florida Panthers	USA 28-Jan-02
11	KASPARAITIS Darius	LD	L	1.82 m/5-12"	97 kg/ 214 lbs	16-Oct-72	Pittsburgh Penguins	USA 28-Jan-02
12	KVASHA Oleg	LW	L	1.95 m/6-5"	98 kg/ 216 lbs	26-Jul-78	New York Islanders	USA 28-Jan-02
13	ZHAMNOV Alexei	CE	L	1.85 m/6-1"	88 kg/ 194 lbs	1-Oct-70	Chicago Blackhawks	USA 28-Jan-02
14	SAMSONOV Sergei	LW	R	1.76 m/5-9"	83 kg/ 183 lbs	27-Oct-78	Boston Bruins	USA 28-Jan-02
20	BURE Valeri	RW	R	1.78 m/5-10"	84 kg/ 185 lbs	13-Jun-74	Florida Panthers	USA 28-Jan-02
23	MALAKHOV Vladimir	LD	L	1.94 m/6-4"	105 kg/ 231 lbs	30-Aug-68	New York Rangers	USA 28-Jan-02
26	DATSYUK Pavel	RW	L	1.8 m/5-11"	82 kg/ 181 lbs	20-Jul-78	Detroit Red Wings	USA 28-Jan-02
27	KOVALEV Alexei	RW	L	1.87 m/6-2"	100 kg/ 220 lbs	24-Feb-73	Pittsburgh Penguins	USA 28-Jan-02
29	KRAVTCHOUK Igor	LD	L	1.86 m/6-1"	99 kg/ 218 lbs	13-Sep-66	Calgary Flames	CAN 28-Jan-02
30	BRYZGALOV Ilya	GK	L	1.98 m/6-6"	91 kg/ 201 lbs	22-Jun-80	Cincinnati Mighty Ducks	USA 28-Jan-02
31	PODOMATSKY Yegor	GK	L	1.76 m/5-9"	76 kg/ 168 lbs	22-Nov-76	Lokomotiv Yaroslavl	RUS 28-Jan-02
33	NIKOLISHIN Andrei	LW	L	1.82 m/5-12"	82 kg/ 181 lbs	25-Mar-73	Washington Capitals	USA 28-Jan-02
35	KHABIBULIN Nikolai	GK	L	1.85 m/6-1"	80 kg/ 176 lbs	13-Jan-73	Tampa Bay Lightning	USA 28-Jan-02
55	GONCHAR Sergei	LD	L	1.86 m/6-1"	94 kg/ 207 lbs	13-Apr-74	Washington Capitals	USA 28-Jan-02
61	AFINOGENOV Maxim	RW	L	1.8 m/5-11"	80 kg/ 176 lbs	4-Sep-79	Buffalo Sabres	USA 28-Jan-02
71	KOVALCHUK Ilya	CE	R	1.85 m/6-1"	86 kg/ 190 lbs	15-Apr-83	Atlanta Thrashers	USA 28-Jan-02
79	YASHIN Alexei	CE	R	1.92 m/6-4"	99 kg/ 218 lbs	5-Nov-73	New York Islanders	USA 28-Jan-02
91	FEDOROV Sergei	CE	L	1.86 m/6-1"	91 kg/ 201 lbs	13-Dec-69	Detroit Red Wings	USA 28-Jan-02

Function	Name	Citizenship	Date of Birth
Head Coach	FETISOV Viacheslav	RUS	20-Apr-58
Assistant Coach	TRETYAK Vladislav	RUS	25-Apr-52
Assistant Coach	YURZINOV Vladimir	RUS	20-Feb-40
Team Leader	STEBLIN Alexander	RUS	16-May-48
Physiotherapist	CHEKMAREV Sergei	RUS	7-Oct-55
Physiotherapist	KUCHENEV Oleg	RUS	13-Dec-41
Team Doctor	SELTSOVSKIY Andrei	RUS	30-Sep-38
Team Doctor	SILIN Igor	RUS	21-Jan-45



ICE HOCKEY ENTRY LIST BY NOC MEN

As of 24 FEB 2002

Switzerland (SUI)

No.	Name	Pos.	S/C	Height	Weight	Date of Birth	Club	Registration
3	VAUCLAIR Julien	RD	L	1.84 m/6-0"	90 kg/ 198 lbs	2-Oct-79	Grand Rapids Griffins	USA 28-Jan-02
4	CONNE Flavien	LW	L	1.77 m/5-10"	81 kg/ 179 lbs	1-Apr-80	HC Lugano	SUI 28-Jan-02
5	SUTTER Patrick	LD	L	1.75 m/5-9"	78 kg/ 172 lbs	6-Jul-70	HC Lugano	SUI 28-Jan-02
7	STREIT Mark	LD	L	1.82 m/5-12"	89 kg/ 196 lbs	11-Dec-77	ZSC Lions	SUI 28-Jan-02
10	HOHENER Martin	RD	L	1.87 m/6-2"	87 kg/ 192 lbs	23-Jun-80	EHC Kloten	SUI 28-Jan-02
11	STEINEGGER Martin	LD	L	1.87 m/6-2"	90 kg/ 198 lbs	15-Feb-72	SC Bern	SUI 28-Jan-02
12	DELLA ROSSA Patric	RW	R	1.86 m/6-1"	93 kg/ 205 lbs	28-Jul-75	ZSC Lions	SUI 28-Jan-02
15	von ARX Reto	CE	L	1.83 m/6-0"	84 kg/ 185 lbs	13-Sep-76	HC Davos	SUI 28-Jan-02
17	CRAMERI Gian-Marco	CE	L	1.77 m/5-10"	77 kg/ 170 lbs	13-Dec-72	ZSC Lions	SUI 28-Jan-02
18	ROTHELI Andre	LW	L	1.86 m/6-1"	90 kg/ 198 lbs	12-Oct-70	HC Lugano	SUI 28-Jan-02
19	AESCHLIMANN Jean-Jacques	CE	R	1.86 m/6-1"	86 kg/ 190 lbs	30-May-67	HC Lugano	SUI 28-Jan-02
21	FISCHER Patrick	RW	L	1.82 m/5-12"	88 kg/ 194 lbs	6-Sep-75	HC Davos	SUI 28-Jan-02
22	KELLER Olivier	LD	L	1.9 m/6-3"	95 kg/ 209 lbs	20-Mar-71	HC Lugano	SUI 28-Jan-02
26	GERBER Martin	GK	L	1.8 m/5-11"	88 kg/ 194 lbs	3-Sep-74	Farjestads BK	SWE 28-Jan-02
27	SALIS Edgar	RD	R	1.91 m/6-3"	98 kg/ 216 lbs	20-May-70	ZSC Lions	SUI 28-Jan-02
28	PLUSS Martin	CE	L	1.74 m/5-9"	81 kg/ 179 lbs	5-Apr-77	EHC Kloten	SUI 28-Jan-02
30	JENNI Marcel	LW	L	1.8 m/5-11"	82 kg/ 181 lbs	2-Mar-74	Farjestads BK	SWE 28-Jan-02
31	SEGER Mathias	RD	L	1.81 m/5-11"	84 kg/ 185 lbs	17-Dec-77	ZSC Lions	SUI 28-Jan-02
32	RUTHEMANN Ivo	LW	L	1.72 m/5-8"	77 kg/ 170 lbs	12-Dec-76	SC Bern	SUI 28-Jan-02
35	JEANNIN Sandy	RW	L	1.8 m/5-11"	82 kg/ 181 lbs	28-Feb-76	HC Lugano	SUI 28-Jan-02
37	CHRISTEN Bjorn	RW	R	1.83 m/6-0"	86 kg/ 190 lbs	5-Apr-80	HC Davos	SUI 28-Jan-02
40	AEBISCHER David	GK	L	1.86 m/6-1"	85 kg/ 187 lbs	7-Feb-78	Colorado Avalanche	USA 28-Jan-02
41	WEIBEL Lars	GK	L	1.85 m/6-1"	86 kg/ 190 lbs	20-May-74	HC Davos	SUI 28-Jan-02

Function	Name	Citizenship	Date of Birth
Team Manager	ZAHNER Peter	SUI	19-Jan-61
Head Coach	KRUEGER Ralph	GER	31-Aug-59
Assistant Coach	KOLLIKER Jakob	SUI	21-Jul-53
Assistant Coach	GUSTAFSSON Bengt-Ake	SWE	23-Mar-57
Team Media Officer	REBER Patrick	SUI	1-May-72
Equipment Manager	KELLER Martin	SUI	16-May-56
Physiotherapist	FRANK Beat	SUI	30-Aug-64
Physiotherapist	HAMMERER Markus	AUT	8-Mar-74



ICE HOCKEY ENTRY LIST BY NOC MEN

As of 24 FEB 2002

Slovakia (SVK)

No.	Name	Pos.	S/C	Height	Weight	Date of Birth	Club		Registration
4	SMREK Peter	LD	L	1.83 m/6-0"	98 kg/ 216 lbs	16-Feb-79	New York Rangers	USA	28-Jan-02
5	OBSUT Jaroslav	LD	L	1.86 m/6-1"	95 kg/ 209 lbs	3-Sep-76	Colorado Avalanche	USA	28-Jan-02
11	MILO Dusan	LD	L	1.76 m/5-9"	85 kg/ 187 lbs	5-Mar-73	HKM Zvolen	SVK	28-Jan-02
15	STUMPEL Jozef	CE	R	1.9 m/6-3"	100 kg/ 220 lbs	20-Jul-72	Boston Bruins	USA	28-Jan-02
17	VISNOVSKY Lubomir	RD	L	1.77 m/5-10"	83 kg/ 183 lbs	11-Aug-76	Los Angeles Kings	USA	28-Jan-02
18	SATAN Miroslav	RW	L	1.88 m/6-2"	89 kg/ 196 lbs	22-Oct-74	Buffalo Sabres	USA	28-Jan-02
19	PAVLIKOVSKY Rastislav	CE	L	1.8 m/5-11"	90 kg/ 198 lbs	2-Mar-77	HV 71	SWE	28-Jan-02
22	MAJESKY Ivan	RD	R	1.94 m/6-4"	104 kg/ 229 lbs	2-Sep-76	Ilves Tampere	FIN	28-Jan-02
23	BARTECKO Lubos	LW	L	1.81 m/5-11"	92 kg/ 203 lbs	14-Jul-76	Atlanta Thrashers	USA	28-Jan-02
24	PARDAVY Jan	RW	L	1.8 m/5-11"	89 kg/ 196 lbs	8-Sep-71	Djurgardens IF	SWE	28-Jan-02
25	LASAK Jan	GK	L	1.84 m/6-0"	91 kg/ 201 lbs	10-Apr-79	Milwaukee Admirals	USA	28-Jan-02
26	HANDZUS Michal	CE	L	1.88 m/6-2"	90 kg/ 198 lbs	11-Mar-77	Phoenix Coyotes	USA	28-Jan-02
29	RYBAR Pavol	GK	L	1.81 m/5-11"	84 kg/ 185 lbs	12-Oct-71	HC Slovan Bratislava	SVK	28-Jan-02
30	KAPUS Richard	CE	L	1.82 m/5-12"	91 kg/ 201 lbs	9-Feb-73	HC Slovan Bratislava	SVK	28-Jan-02
31	STANA Rastislav	GK	L	1.86 m/6-1"	82 kg/ 181 lbs	10-Jan-80	Richmond Renegades	USA	28-Jan-02
33	PALFFY Zigmund	LW	L	1.75 m/5-9"	80 kg/ 176 lbs	5-May-72	Los Angeles Kings	USA	28-Jan-02
38	DEMITRA Pavol	RW	L	1.8 m/5-11"	82 kg/ 181 lbs	29-Nov-74	St. Louis Blues	USA	28-Jan-02
39	PETROVICKY Robert	LW	L	1.81 m/5-11"	81 kg/ 179 lbs	26-Oct-73	HC Ambri-Piotta	SUI	28-Jan-02
41	LINTNER Richard	RD	R	1.9 m/6-3"	94 kg/ 207 lbs	15-Nov-77	MoDo	SWE	28-Jan-02
42	SECHNY Richard	CE	L	1.96 m/6-5"	103 kg/ 227 lbs	19-Oct-71	HKM Zvolen	SVK	28-Jan-02
50	PAVLIKOVSKY Richard	LD	R	1.81 m/5-11"	89 kg/ 196 lbs	3-Mar-75	HV 71	SWE	28-Jan-02
72	TOROK Jaroslav	LW	L	1.82 m/5-12"	88 kg/ 194 lbs	1-Dec-71	HKM Zvolen	SVK	28-Jan-02
81	HOSSA Marian	LW	L	1.9 m/6-3"	90 kg/ 198 lbs	12-Jan-79	Ottawa Senators	CAN	28-Jan-02

Function	Name	Citizenship	Date of Birth
Team Manager	NEMECEK Igor	SVK	28-Aug-61
Team Manager	STASTNY Peter	USA	18-Sep-56
Head Coach	FILC Jan	SVK	19-Feb-53
Assistant Coach	BOKROS Ernest	SVK	25-Aug-59
Assistant Coach	STASTNY Vladimir	SVK	10-May-45
Team Leader	SIROKY Juraj	SVK	29-Dec-53
Physiotherapist	BENICKY Dusan	CAN	14-Apr-53
Team Doctor	JANCOVIC Dalimir	SVK	16-May-54



ICE HOCKEY ENTRY LIST BY NOC MEN

As of 24 FEB 2002

Sweden (SWE)

No.	Name	Pos.	S/C	Height	Weight	Date of Birth	Club	Registration
1	HEDBERG Johan	GK	L	1.82 m/5-12"	84 kg/ 185 lbs	5-May-73	Pittsburgh Penguins	USA 28-Jan-02
2	OHLUND Mattias	RD	L	1.88 m/6-2"	100 kg/ 220 lbs	9-Sep-76	Vancouver Canucks	CAN 28-Jan-02
3	JOHNSSON Kim	RD	L	1.87 m/6-2"	90 kg/ 198 lbs	16-Mar-76	Philadelphia Flyers	USA 28-Jan-02
4	OLAUSSEN Fredrik	RD	L	1.88 m/6-2"	90 kg/ 198 lbs	5-Oct-66	Detroit Red Wings	USA 28-Jan-02
5	LIDSTROM Nicklas	LD	L	1.88 m/6-2"	84 kg/ 185 lbs	28-Apr-70	Detroit Red Wings	USA 28-Jan-02
10	RAGNARSSON Marcus	RD	L	1.85 m/6-1"	98 kg/ 216 lbs	13-Aug-71	San Jose Sharks	USA 28-Jan-02
11	ALFREDSSON Daniel	RW	R	1.82 m/5-12"	89 kg/ 196 lbs	11-Dec-72	Ottawa Senators	CAN 28-Jan-02
12	AXELSSON Per-Johan	LW	L	1.85 m/6-1"	80 kg/ 176 lbs	26-Feb-75	Boston Bruins	USA 28-Jan-02
13	SUNDIN Mats	CE	R	1.93 m/6-4"	100 kg/ 220 lbs	13-Feb-71	Toronto Maple Leafs	CAN 28-Jan-02
14	NORSTROM Mattias	RD	L	1.88 m/6-2"	91 kg/ 201 lbs	2-Jan-72	Los Angeles Kings	USA 28-Jan-02
17	JOHANSSON Mathias	CE	L	1.87 m/6-2"	91 kg/ 201 lbs	22-Feb-74	Farjestads BK	SWE 28-Jan-02
19	RENBERG Mikael	RW	L	1.88 m/6-2"	99 kg/ 218 lbs	5-May-72	Toronto Maple Leafs	CAN 28-Jan-02
20	ARVEDSON Magnus	LW	L	1.88 m/6-2"	90 kg/ 198 lbs	25-Nov-71	Ottawa Senators	CAN 28-Jan-02
22	DAHLEN Ulf	RW	L	1.88 m/6-2"	90 kg/ 198 lbs	21-Jan-67	Washington Capitals	USA 28-Jan-02
24	SUNDSTROM Niklas	LW	L	1.83 m/6-0"	91 kg/ 201 lbs	6-Jun-75	San Jose Sharks	USA 28-Jan-02
29	JONSSON Kenny	RD	L	1.91 m/6-3"	89 kg/ 196 lbs	6-Oct-74	New York Islanders	USA 28-Jan-02
32	TELLQVIST Mikael	GK	L	1.82 m/5-12"	84 kg/ 185 lbs	19-Sep-79	St. John's Maple Leafs	CAN 28-Jan-02
35	SALO Tommy	GK	L	1.82 m/5-12"	79 kg/ 174 lbs	1-Feb-71	Edmonton Oilers	CAN 28-Jan-02
40	ZETTERBERG Henrik	RW	L	1.83 m/6-0"	82 kg/ 181 lbs	9-Oct-80	Timra IK	SWE 28-Jan-02
42	JONSSON Jorgen	LW	L	1.84 m/6-0"	89 kg/ 196 lbs	29-Sep-72	Farjestads BK	SWE 28-Jan-02
91	NASLUND Markus	LW	L	1.84 m/6-0"	90 kg/ 198 lbs	30-Jul-73	Vancouver Canucks	CAN 28-Jan-02
92	NYLANDER Michael	CE	L	1.85 m/6-1"	89 kg/ 196 lbs	3-Oct-72	Chicago Blackhawks	USA 28-Jan-02
96	HOLMSTROM Tomas	LW	L	1.83 m/6-0"	91 kg/ 201 lbs	23-Jan-73	Detroit Red Wings	USA 28-Jan-02

Function	Name	Citizenship	Date of Birth
Team Manager	HEDBERG Anders	SWE	25-Feb-51
Head Coach	NILSSON Hardy	SWE	23-Jun-47
Assistant Coach	WALTIN Mats	SWE	7-Oct-53
Team Media Officer	FELTENMARK Anders	SWE	31-Aug-61
Equipment Manager	KELLERSTAM Anders	SWE	12-Mar-60
Equipment Manager	WEIDERSTAL Anders	SWE	12-Jan-54
Physiotherapist	CARLSSON Thomas	SWE	16-Jun-53
Physiotherapist	KARLSSON Ulf	SWE	2-Aug-43
Team Doctor	HOVELIUS Lennart	SWE	30-Jul-39



ICE HOCKEY ENTRY LIST BY NOC MEN

As of 24 FEB 2002

Ukraine (UKR)

No.	Name	Pos.	S/C	Height	Weight	Date of Birth	Club	Registration
1	SIMCHUK Kostyantyn	GK	L	1.82 m/5-12"	87 kg/ 192 lbs	26-Feb-74	Spartak Moskva	RUS 28-Jan-02
2	GUNKO Yuriy	LD	L	1.91 m/6-3"	98 kg/ 216 lbs	28-Feb-72	HK CSKA Moskva	RUS 28-Jan-02
3	KLYMENTYEV Sergiy	LD	L	1.83 m/6-0"	89 kg/ 196 lbs	5-Apr-75	Metallurg Magnitogorsk	RUS 28-Jan-02
6	SRYUBKO Andriy	LD	L	1.89 m/6-2"	93 kg/ 205 lbs	21-Oct-75	Syracuse Crunch	USA 28-Jan-02
7	BOBROVNIKOV Vasyl	CE	L	1.75 m/5-9"	79 kg/ 174 lbs	8-Nov-71	Sokol Kiev	UKR 28-Jan-02
8	KHRISTICH Dmitri	RW	R	1.84 m/6-0"	89 kg/ 196 lbs	23-Jul-69	Washington Capitals	USA 28-Jan-02
9	SLIVCHENKO Vadym	RW	L	1.78 m/5-10"	84 kg/ 185 lbs	28-Mar-70	Frankfurt Lions	GER 28-Jan-02
10	SHAKHRYAYCHUK Vadym	CE	L	1.89 m/6-2"	94 kg/ 207 lbs	12-Jun-74	Lokomotiv Yaroslavl	RUS 28-Jan-02
11	FEDOTENKO Ruslan	RW	L	1.82 m/5-12"	87 kg/ 192 lbs	18-Jan-79	Philadelphia Flyers	USA 28-Jan-02
12	TOLKOUNOV Dmitri	LD	R	1.86 m/6-1"	91 kg/ 201 lbs	27-May-79	Norfolk Admirals	USA 28-Jan-02
14	SHYRYAEV Valeriy	LD	L	1.83 m/6-0"	91 kg/ 201 lbs	26-Aug-63	HC La Chaux-de-Fonds	SUI 28-Jan-02
15	LYTVYENENKO Vitaliy	LW	L	1.82 m/5-12"	88 kg/ 194 lbs	14-Jun-70	Lada Togliatti	RUS 28-Jan-02
16	CHYBIREV Igor	CE	L	1.83 m/6-0"	89 kg/ 196 lbs	19-Apr-68	Hannover Scorpions	GER 28-Jan-02
17	VARLAMOV Sergei	LW	L	1.79 m/5-10"	91 kg/ 201 lbs	21-Jul-78	St. Louis Blues	USA 28-Jan-02
20	KARPENKO Igor	GK	L	1.73 m/5-8"	80 kg/ 176 lbs	23-Jul-76	Metallurg Magnitogorsk	RUS 28-Jan-02
21	OLETSKY Valentyn	LW	L	1.78 m/5-10"	83 kg/ 183 lbs	2-Jun-71	EV Fussen	GER 28-Jan-02
22	FEDOROV Oleksandr	GK	L	1.84 m/6-0"	87 kg/ 192 lbs	12-Apr-78	Berkut Kiev	UKR 28-Jan-02
23	SALNIKOV Roman	LW	R	1.85 m/6-1"	89 kg/ 196 lbs	18-Feb-76	Krylya Sovetov	RUS 28-Jan-02
24	SIEROV Vladislav	LW	L	1.77 m/5-10"	83 kg/ 183 lbs	14-Jun-78	Greensboro Generals	USA 28-Jan-02
25	SAVENKO Bogdan	RW	R	1.86 m/6-1"	90 kg/ 198 lbs	20-Nov-74	Spartak Moskva	RUS 28-Jan-02
26	PONIKAROVSKY Oleksiy	RW	L	1.85 m/6-1"	89 kg/ 196 lbs	9-Apr-80	St. John's Maple Leafs	CAN 28-Jan-02
29	TIMCHENKO Vyacheslav	LD	L	1.84 m/6-0"	89 kg/ 196 lbs	16-Aug-71	Weisswasser	GER 28-Jan-02
30	ZAVALNYUK Vyacheslav	LD	L	1.81 m/5-11"	90 kg/ 198 lbs	10-Dec-74	SKA St. Petersburg	RUS 28-Jan-02

Function	Name	Citizenship	Date of Birth
Team Manager	FADYEYEV Vasyl	UKR	16-Sep-50
Head Coach	BOGDANOV Anatoliy	UKR	28-Nov-47
Assistant Coach	SEUKAND Oleksandr	UKR	6-Dec-50
Team Leader	KOVAL Sergiy	UKR	8-Sep-59
Equipment Manager	PUZEREVYCH Ivan	UKR	22-Feb-48
Physiotherapist	SHKURA Anatoliy	UKR	21-Aug-71
Team Doctor	PANASENKO Sergiy	UKR	29-Mar-63



ICE HOCKEY ENTRY LIST BY NOC MEN

As of 24 FEB 2002

United States of America (USA)

No.	Name	Pos.	S/C	Height	Weight	Date of Birth	Club	Registration
1	DUNHAM Mike	GK	L	1.92 m/6-4"	90 kg/ 198 lbs	1-Jun-72	Nashville Predators	USA 28-Jan-02
2	LEETCH Brian	LD	L	1.87 m/6-2"	91 kg/ 201 lbs	3-Mar-68	New York Rangers	USA 28-Jan-02
3	RAFALSKI Brian	RD	R	1.77 m/5-10"	91 kg/ 201 lbs	28-Sep-73	New Jersey Devils	USA 28-Jan-02
5	POTI Tom	LD	L	1.92 m/6-4"	97 kg/ 214 lbs	22-Mar-77	Edmonton Oilers	CAN 28-Jan-02
6	HOUSLEY Phil	LD	L	1.79 m/5-10"	84 kg/ 185 lbs	3-Sep-64	Chicago Blackhawks	USA 28-Jan-02
7	TKACHUK Keith	LW	L	1.89 m/6-2"	102 kg/ 225 lbs	28-Mar-72	St. Louis Blues	USA 28-Jan-02
9	MODANO Mike	CE	L	1.92 m/6-4"	93 kg/ 205 lbs	6-Jul-70	Dallas Stars	USA 28-Jan-02
10	LECLAIR John	LW	L	1.92 m/6-4"	103 kg/ 227 lbs	5-Jul-69	Philadelphia Flyers	USA 28-Jan-02
11	AMONTE Tony	RW	L	1.84 m/6-0"	91 kg/ 201 lbs	2-Aug-70	Chicago Blackhawks	USA 28-Jan-02
12	ROLSTON Brian	CE	L	1.89 m/6-2"	93 kg/ 205 lbs	21-Feb-73	Boston Bruins	USA 28-Jan-02
13	GUERIN Bill	LW	R	1.89 m/6-2"	95 kg/ 209 lbs	9-Nov-70	Boston Bruins	USA 28-Jan-02
16	HULL Brett	RW	R	1.79 m/5-10"	92 kg/ 203 lbs	9-Aug-64	Detroit Red Wings	USA 28-Jan-02
18	DRURY Chris	RW	R	1.79 m/5-10"	84 kg/ 185 lbs	20-Aug-76	Colorado Avalanche	USA 28-Jan-02
20	SUTER Gary	LD	L	1.84 m/6-0"	97 kg/ 214 lbs	24-Jun-64	San Jose Sharks	USA 28-Jan-02
24	CHELIOS Chris	RD	R	1.87 m/6-2"	86 kg/ 190 lbs	25-Jan-62	Detroit Red Wings	USA 28-Jan-02
28	DEADMARSH Adam	RW	R	1.84 m/6-0"	88 kg/ 194 lbs	10-May-75	Los Angeles Kings	USA 28-Jan-02
30	BARRASSO Tom	GK	R	1.92 m/6-4"	95 kg/ 209 lbs	31-Mar-65	Carolina Hurricanes	USA 28-Jan-02
33	MILLER Aaron	RD	R	1.92 m/6-4"	91 kg/ 201 lbs	11-Aug-71	Los Angeles Kings	USA 28-Jan-02
35	RICHTER Mike	GK	L	1.82 m/5-12"	84 kg/ 185 lbs	22-Sep-66	New York Rangers	USA 28-Jan-02
39	WEIGHT Doug	CE	L	1.82 m/5-12"	91 kg/ 201 lbs	21-Jan-71	St. Louis Blues	USA 28-Jan-02
48	YOUNG Scott	RW	R	1.87 m/6-2"	91 kg/ 201 lbs	1-Oct-67	St. Louis Blues	USA 28-Jan-02
61	YORK Mike	RW	R	1.78 m/5-10"	84 kg/ 185 lbs	3-Jan-78	New York Rangers	USA 28-Jan-02
97	ROENICK Jeremy	CE	R	1.84 m/6-0"	93 kg/ 205 lbs	17-Jan-70	Philadelphia Flyers	USA 28-Jan-02

Function	Name	Citizenship	Date of Birth
Team Manager	PATRICK Craig	USA	20-May-46
Team Manager	PLEAU Larry	USA	29-Jun-47
Head Coach	BROOKS Herb	USA	5-Aug-37
Assistant Coach	CUNNIFF John	USA	7-Sep-43
Assistant Coach	VAIRO Lou	USA	25-Feb-45
Team Leader	JOHANNSON Jim	USA	10-Mar-64
Team Staff	BERGLUND Art	USA	4-Sep-41
Team Doctor	BURKE Chip	USA	28-Mar-55



COMPETITION SCHEDULE / CALENDRIER DES ÉPREUVES

MEN HOMMES

SUN 24 FEB 2002 / DIM 24 FEV 2002 16:47

Game	Teams	Arena	Date	Time
1	Men's Pre. Rnd-Grp B Gm. 1-BLR vs UKR	The Peaks Field of Play	09 FEB	14:00
2	Men's Pre. Rnd-Grp A Gm. 2-SVK vs GER	E Center Field of Play	09 FEB	16:05
3	Men's Pre. Rnd-Grp A Gm. 3-AUT vs LAT	The Peaks Field of Play	09 FEB	19:00
4	Men's Pre. Rnd-Grp B Gm. 4-SUI vs FRA	E Center Field of Play	09 FEB	21:00
5	Men's Pre. Rnd-Grp A Gm. 5-AUT vs GER	The Peaks Field of Play	10 FEB	16:05
6	Men's Pre. Rnd-Grp A Gm. 6-LAT vs SVK	E Center Field of Play	10 FEB	19:00
7	Men's Pre. Rnd-Grp B Gm. 7-UKR vs SUI	E Center Field of Play	11 FEB	16:05
8	Men's Pre. Rnd-Grp B Gm. 8-BLR vs FRA	The Peaks Field of Play	11 FEB	19:00
9	Men's Pre. Rnd-Grp A Gm. 9-SVK vs AUT	E Center Field of Play	12 FEB	16:05
10	Men's Pre. Rnd-Grp A Gm. 10-GER vs LAT	The Peaks Field of Play	12 FEB	19:00
11	Men's Pre. Rnd-Grp B Gm. 11-SUI vs BLR	E Center Field of Play	13 FEB	16:05
12	Men's Pre. Rnd-Grp B Gm. 12-FRA vs UKR	The Peaks Field of Play	13 FEB	19:00
13	Men's Pre. Rnd 13 - SUI vs AUT	E Center Field of Play	14 FEB	15:00
14	Men's Pre. Rnd 14 - UKR vs LAT	E Center Field of Play	14 FEB	20:00
15	Men's Pre. Rnd 15 - SVK vs FRA	The Peaks Field of Play	14 FEB	21:00
16	Men's Final Rnd-Grp D Gm. 16-RUS vs BLR	E Center Field of Play	15 FEB	11:05
17	Men's Final Rnd-Grp C Gm. 17-CAN vs SWE	E Center Field of Play	15 FEB	16:10
18	Men's Final Rnd-Grp C Gm. 18-CZE vs GER	The Peaks Field of Play	15 FEB	19:00
19	Men's Final Rnd-Grp D Gm. 19-FIN vs USA	E Center Field of Play	15 FEB	20:46
20	Men's Final Rnd-Grp D Gm. 20-FIN vs BLR	E Center Field of Play	16 FEB	16:45
21	Men's Final Rnd-Grp D Gm. 21-USA vs RUS	E Center Field of Play	16 FEB	21:31
22	Men's Final Rnd-Grp C Gm. 22-SWE vs CZE	E Center Field of Play	17 FEB	16:05
23	Men's Final Rnd-Grp C Gm. 23-CAN vs GER	The Peaks Field of Play	17 FEB	19:00
24	Men's Final Rnd-Grp D Gm. 24-BLR vs USA	E Center Field of Play	18 FEB	11:05
25	Men's Final Rnd-Grp D Gm. 25-RUS vs FIN	The Peaks Field of Play	18 FEB	13:30
26	Men's Final Rnd-Grp C Gm. 26-CZE vs CAN	E Center Field of Play	18 FEB	16:10
27	Men's Final Rnd-Grp C Gm. 27-GER vs SWE	The Peaks Field of Play	18 FEB	19:00
28	Men's Quarterfinals-Game 28-SWE vs BLR	E Center Field of Play	20 FEB	11:05
29	Men's Quarterfinals-Game 29-CZE vs RUS	The Peaks Field of Play	20 FEB	13:30
30	Men's Quarterfinals-Game 30-USA vs GER	E Center Field of Play	20 FEB	16:01
31	Men's Quarterfinals-Game 31-FIN vs CAN	E Center Field of Play	20 FEB	20:15
32	Men's Semifinals-Game 32 - CAN vs BLR	E Center Field of Play	22 FEB	12:00
33	Men's Semifinals-Game 33 - RUS vs USA	E Center Field of Play	22 FEB	16:20
34	Men's Finals-Bronze Medal-BLR vs RUS	E Center Field of Play	23 FEB	12:15
35	Men's Finals-Gold Medal-USA vs CAN	E Center Field of Play	24 FEB	13:00

LEGEND / LEGENDE

Gm: Game **Grp:** Group **Pre:** Preliminary



ICE HOCKEY MEN, PRELIMINARY ROUND, GAME 1
HOCKEY SUR GLACE HOMMES, TOUR PRELIMINAIRE, MATCH 1

PEAKS SAT 9 FEB 2002 / SAM 9 FEV 2002 START TIME / DÉBUT 14:00

BLR - UKR

Referee

Linesmen

MIHALIK Vladimir (IIHF)

BLUMEL Petr (IIHF), LAUFF Rudolf (IIHF)

Goalkeepers

Team: BLR	
No.	Name
2	SHABANOV Sergei
31	MEZIN Andrei
33	FATIKOV Leonid (EG)

Team: UKR	
No.	Name
1	SIMCHUK Kostyantyn
20	KARPENKO Igor
22	FEDOROV Oleksandr (EG)

Team Line-ups

Team: BLR (RED)		
No.	Pos.	Name
3	D	KHMYL Oleg
5	D	ROMANOV Oleg
13	F	KOVALEV Andrei
17	F	KALYUZHNY Aleksei
29	F	TSYPLAKOV Vladimir
24	F	DUDIK Dmitry
27	D	ZHURIK Aleksandr
28	F	KOLTSOV Konstantin
30	D	KOPAT Vladimir
37	F	RASOLKO Andrei
9	F	ANDRIEVSKY Aleksandr
11	F	BEKBULATOV Vadim
16	F	SKABELKA Andrei
21	D	MIKULCHIK Oleg
26	D	STAS Serguei
4	D	MAKRITSKY Aleksandr
6	D	MATUSHKIN Igor
14	F	PANKOV Vasily
18	F	ANTONENKO Oleg
32	F	PANKOV Dmitry
Head Coach: KRIKUNOV Vladimir		

Team: UKR (YELLOW)		
No.	Pos.	Name
9	F	SLIVCHENKO Vadym
14	D	SHYRYAEV Valeriy
16	F	CHYBIREV Igor
23	F	SALNIKOV Roman
29	D	TIMCHENKO Vyacheslav
2	D	GUNKO Yuriy
3	D	KLYMENTIEV Sergiy
10	F	SHAKHRAYCHUK Vadym
15	F	LYTVYNENKO Vitaliy
25	F	SAVENKO Bogdan
6	D	SRYUBKO Andriy
7	F	BOBROVNIKOV Vasily
12	D	TOLKOUNOV Dmitri
24	F	SIEROV Vladislav
26	F	PONIKAROVSKY Oleksiy
21	F	OLETSKY Valentyn
30	D	ZAVALNYUK Vyacheslav
Head Coach: BOGDANOV Anatoliy		

Group B

R	Team	G	W	T	L	GF:GA	PTS
1	BLR	0	0	0	0	0:0	0
1	FRA	0	0	0	0	0:0	0
1	SUI	0	0	0	0	0:0	0
1	UKR	0	0	0	0	0:0	0

	BLR	FRA	SUI	UKR
BLR		11 Mon/19:00	13 Wed/16:00	9 Sat/14:00
FRA	11 Mon/19:00		9 Sat/21:00	13 Wed/19:00
SUI	13 Wed/16:00	9 Sat/21:00		11 Mon/16:00
UKR	9 Sat/14:00	13 Wed/19:00	11 Mon/16:00	

LEGEND

EG	Emergency goalkeeper	No.	Player number	R	Rank
G	Number of games played	Pos.	Position	T	Number of games tied
GA	Goals against		D - Defense	W	Number of games won
GF	Goals for		F - Forward		
L	Number of games lost	PTS	Points		



ICE HOCKEY MEN

Round	PRELIMINARY ROUND	Venue	Peaks	Date	09 Feb 2002	Start	14.00	Spectators	6306	Game no.	1
-------	-------------------	-------	-------	------	-------------	-------	-------	------------	------	----------	---

Home team (A) (Jersey colour)		Belarus (RED)		Goals													Penalties											
No.	Name	Pos.	L	SOG	#	Time	G	A1	A2	GS	P1	P2	P3	P4	P5	P6	N1	N2	N3	N4	N5	N6	Time	No.	Min	Offence	Start	End
2*	SHABANOV Sergei	GK		0	1	47:49	21	16	26	PP2	2	9	11	16	21	26	1	6	7	16			00:25	13	2	BOARD	00:25	02:25
3*	KHMYL Oleg	A	D	1	3																		18:06	21	2	HOLD	18:06	20:06
4	MAKRITSKY Aleksandr	D	4	1																			30:32	13	2	BOARD	30:32	32:32
5*	ROMANOV Oleg	D	1	0																			33:26	18	2	HI-ST	33:26	35:26
6	MATUSHKIN Igor	D	4	1																			35:00	11	2	ROUGH	35:00	37:00
9	ANDRIEVSKY Aleksandr	C	F	3	1																		38:01	4	2	INTRF	38:01	40:01
11	BEKBULATOV Vadim	F	3	2																			42:26	11	2	HOLD	42:26	44:26
13*	KOVALEV Andrei	F	1	4																			50:36	21	2	HOLD	50:36	52:36
14	PANKOV Vasily	F	4	0																								
16	SKABELKA Andrei	F	3	1																								
17*	KALYUZHNY Aleksei	F	1	1																								
18	ANTONENKO Oleg	F	4	1																								
21	MIKULCHIK Oleg	D	3	2																								
24	DUDIK Dmitry	F	2	1																								
26	STAS Serguei	D	3	2																								
27	ZHURIK Aleksandr	D	2	1																								
28	KOLTISOV Konstantin	F	2	5																								
29*	TSYPLAKOV Vladimir	A	F	1	2																							
30	KOPAT Vladimir	D	2	0																								
31	MEZIN Andrei	GK		0																								
32	PANKOV Dmitry	F	4	0																								
33	FATIKOV Leonid	EG		0																								
37	RASOLKO Andrei	F	2	2																								
Team Manager:	LESHCHIK Alexander			Head Coach:	KRIKUNOV Vladimir			Assistant Coach:	VORONIN Valery																			

Visiting team (B) (Jersey colour)		Ukraine (YELLOW)		Goals													Penalties											
No.	Name	Pos.	L	SOG	#	Time	G	A1	A2	GS	P1	P2	P3	P4	P5	P6	N1	N2	N3	N4	N5	N6	Time	No.	Min	Offence	Start	End
1*	SIMCHUK Kostyantyn	GK		0																			10:06	10	2	INTRF	10:06	12:06
2	GUNKO Yuriy	D	2	1																			12:05	25	2	SLASH	12:05	14:05
3	KLYMENTIEV Sergiy	A	D	2	2																		14:15	6	2	HI-ST	14:15	16:15
6	SRYUBKO Andriy	D	3	0																			21:37	2	2	HOLD	21:37	23:37
7	BOBROVNIKOV Vasyil	F	3	0																			22:12	26	2	BOARD	22:12	24:12
9*	SLIVCHENKO Vadym	F	1	0																			35:00	23	2	ROUGH	35:00	37:00
10	SHAKHRAYCHUK Vadym	A	F	2	2																		46:13	3	2	BOARD	46:13	47:49
12	TOLKOUNOV Dmitri	D	3	0																			46:56	12	2	CROSS	46:56	48:56
14*	SHYRYAEV Valeriy	C	D	1	2																							
15	LYTVYENKO Vitaliy	F	2	3																								
16*	CHYBIREV Igor	F	1	3																								
20	KARPENKO Igor	GK		0																								
21	OLETSKY Valentyn	F	4	0																								
22	FEDOROV Oleksandr	EG		0																								
23*	SALNIKOV Roman	F	1	2																								
24	SIEROV Vladislav	F	3	2																								
25	SAVENKO Bogdan	F	2	0																								
26	PONIKAROVSKY Oleksiy	F	3	0																								
29*	TIMCHENKO Vyacheslav	D	1	0																								
30	ZAVALNYUK Vyacheslav	D	4	0																								
Team Manager:	KOVAL Sergiy			Head Coach:	BOGDANOV Anatolij			Assistant Coach:	SEUKAND Oleksandr																			

Game Summary							Saves					Goalkeeper Records					Goalkeeper Changes			
P	G A:B	SOG A:B	PIM A:B	PPGF A:B	SHGF A:B	GKA1	GKA2	EGA	GKB1	GKB2	EGB	GKA	MIP	GA	GKB	MIP	GA	Time	GKA	GKB
1	0:0	12:3	4:6	0:0	0:0	3	0	0	12	0	0	2	60:00	0	1	59:20	1	00:00	2	1
2	0:0	6:8	8:6	0:0	0:0	8	0	0	6	0	0				20	0:09	0	58:17	2	20
3	1:0	12:6	4:4	1:0	0:0	6	0	0	11	0	0							58:26	2	1
OVT												Start of game: 14:00 End of game: 15:59					59:29	2	--	
GWS												Time-out A: Time-out B: 56:45					60:00	--	--	
Total	1:0	30:17	16:16	1:0	0:0	17	0	0	29	0	0	Game Supervisor: DOBIDA Hans								



ICE HOCKEY MEN, PRELIMINARY ROUND, GAME 1
HOCKEY SUR GLACE HOMMES, TOUR PRELIMINAIRE, MATCH 1

PEAKS SAT 9 FEB 2002 / SAM 9 FEV 2002 START TIME / DÉBUT 14:00

BLR - UKR 1-0 (0-0, 0-0, 1-0)

Spectators	Referee	Linesmen
6306	MIHALIK Vladimir (IIHF)	BLUMEL Petr (IIHF), LAUFF Rudolf (IIHF)

Team Statistics

Period	Score	SSG	SOG	PIM	TPP	PPG	SHG
1	0 : 0	3 : 12	12 : 3	4 : 6	5:59 : 3:54	0 : 0	0 : 0
2	0 : 0	8 : 6	6 : 8	8 : 6	2:35 : 6:05	0 : 0	0 : 0
3	1 : 0	6 : 11	12 : 6	4 : 4	2:43 : 4:01	1 : 0	0 : 0
Total	1 : 0	17 : 29	30 : 17	16 : 16	11:17 : 14:00	1 : 0	0 : 0

1st Period

Action	Time	ET/Res	Team	Type	No.	Name	(G) Name of Assistant(s) / Action Description
GK	00:00		BLR		2	SHABANOV S	
GK	00:00		UKR		1	SIMCHUK K	
Penalty	00:25	02:25	BLR	2 min.	13	KOVALEV A	-Boarding
Penalty	10:06	12:06	UKR	2 min.	10	SHAKHRAYCHUK V	-Interference
Penalty	12:05	14:05	UKR	2 min.	25	SAVENKO B	-Slashing
Penalty	14:15	16:15	UKR	2 min.	6	SRYUBKO A	-Highsticking
Penalty	18:06	20:06	BLR	2 min.	21	MIKULCHIK O	-Holding

2nd Period

Action	Time	ET/Res	Team	Type	No.	Name	(G) Name of Assistant(s) / Action Description
GK	20:00		BLR		2	SHABANOV S	
GK	20:00		UKR		1	SIMCHUK K	
Penalty	21:37	23:37	UKR	2 min.	2	GUNKO Y	-Holding
Penalty	22:12	24:12	UKR	2 min.	26	PONIKAROVSKY O	-Boarding
Penalty	30:32	32:32	BLR	2 min.	13	KOVALEV A	-Boarding
Penalty	33:26	35:26	BLR	2 min.	18	ANTONENKO O	-Highsticking
Penalty	35:00	37:00	BLR	2 min.	11	BEKBULATOV V	-Roughing
Penalty	35:00	37:00	UKR	2 min.	23	SALNIKOV R	-Roughing
Penalty	38:01	40:01	BLR	2 min.	4	MAKRITSKY A	-Interference

3rd Period

Action	Time	ET/Res	Team	Type	No.	Name	(G) Name of Assistant(s) / Action Description
GK	40:00		BLR		2	SHABANOV S	
GK	40:00		UKR		1	SIMCHUK K	
Penalty	42:26	44:26	BLR	2 min.	11	BEKBULATOV V	-Holding
Penalty	46:13	47:49	UKR	2 min.	3	KLYMENTIEV S	-Boarding
Penalty	46:56	48:56	UKR	2 min.	12	TOLKOUNOV D	-Cross-checking
Goal	47:49	1:0	BLR	PP2	21	MIKULCHIK O	(1) 16 SKABELKA A 26 STAS S On ice BLR 2 9 11 16 21 26 UKR 1 6 7 16
Penalty	50:36	52:36	BLR	2 min.	21	MIKULCHIK O	-Holding
GK	58:17		UKR		20	KARPENKO I	-"Goalkeeper in" 1 SIMCHUK K-"Goalkeeper out"
GK	58:26		UKR		1	SIMCHUK K	-"Goalkeeper in" 20 KARPENKO I-"Goalkeeper out"
GK	59:29		UKR				1 SIMCHUK K-"Goalkeeper out"



Goalkeeper Records

Team: BLR - Belarus			
No.	Goalkeepers	SOG	SVS
2	SHABANOV Sergei	17	17
31	MEZIN Andrei	0	0

Team: UKR - Ukraine			
No.	Goalkeepers	SOG	SVS
	SIMCHUK Kostyantyn	30	
20	KARPENKO Igor	0	0

Shots & Plus-Minus

Team: BLR - Belarus								
No.	Pos.	Player	1	2	3	OT	TS	+/-
3	D	KHMYL Oleg	2	1	0	0	3	0
5	D	ROMANOV Oleg	0	0	0	0	0	0
13	F	KOVALEV Andrei	0	2	2	0	4	0
17	F	KALYUZHNY Aleksei	1	0	0	0	1	0
29	F	TSYPLAKOV Vladimir	0	0	2	0	2	0
24	F	DUDIK Dmitry	1	0	0	0	1	0
27	D	ZHURIK Aleksandr	0	0	1	0	1	0
28	F	KOLTSOV Konstantin	0	2	3	0	5	0
30	D	KOPAT Vladimir	0	0	0	0	0	0
37	F	RASOLKO Andrei	1	0	1	0	2	0
9	F	ANDRIEVSKY Aleksandr	1	0	0	0	1	0
11	F	BEKBULATOV Vadim	1	0	1	0	2	0
16	F	SKABELKA Andrei	1	0	0	0	1	0
21	D	MIKULCHIK Oleg	1	0	1	0	2	0
26	D	STAS Serguei	1	0	1	0	2	0
4	D	MAKRITSKY Aleksandr	1	0	0	0	1	0
6	D	MATUSHKIN Igor	1	0	0	0	1	0
14	F	PANKOV Vasily	0	0	0	0	0	0
18	F	ANTONENKO Oleg	0	1	0	0	1	0
32	F	PANKOV Dmitry	0	0	0	0	0	0
TOTALS			12	6	12	0	30	

Head Coach: KRIKUNOV Vladimir

Team: UKR - Ukraine								
No.	Pos.	Player	1	2	3	OT	TS	+/-
9	F	SLIVCHENKO Vadym	0	0	0	0	0	0
14	D	SHYRYAEV Valeriy	0	0	2	0	2	0
16	F	CHYBIREV Igor	0	3	0	0	3	0
23	F	SALNIKOV Roman	2	0	0	0	2	0
29	D	TIMCHENKO Vyacheslav	0	0	0	0	0	0
2	D	GUNKO Yuriy	0	0	1	0	1	0
3	D	KLYMENTIEV Sergiy	1	1	0	0	2	0
10	F	SHAKHRAYCHUK Vadym	0	1	1	0	2	0
15	F	LYTVYVENKO Vitaliy	0	1	2	0	3	0
25	F	SAVENKO Bogdan	0	0	0	0	0	0
6	D	SRYUBKO Andriy	0	0	0	0	0	0
7	F	BOBROVNIKOV Vasyly	0	0	0	0	0	0
12	D	TOLKOUNOV Dmitri	0	0	0	0	0	0
24	F	SIEROV Vladislav	0	2	0	0	2	0
26	F	PONIKAROVSKY Oleksiy	0	0	0	0	0	0
21	F	OLETSKY Valentyn	0	0	0	0	0	0
30	D	ZAVALNYUK Vyacheslav	0	0	0	0	0	0
TOTALS			3	8	6	0	17	

Head Coach: BOGDANOV Anatoliy

Group B

R	Team	GP	W	T	L	GF:GA	PTS
1	BLR	1	1	0	0	1:0	2
2	FRA	0	0	0	0	0:0	0
2	SUI	0	0	0	0	0:0	0
4	UKR	1	0	0	1	0:1	0

	BLR	FRA	SUI	UKR
BLR		11 FEB/19:00	13 FEB/16:00	1:0
FRA	11 FEB/19:00		9 FEB/21:00	13 FEB/19:00
SUI	13 FEB/16:00	9 FEB/21:00		11 FEB/16:00
UKR	0:1	13 FEB/19:00	11 FEB/16:00	

LEGEND

ET/Res	Penalty end time/Result of game	OT	Overtime	SH1	Shorthanded - 1 player
ENG	Empty net goal	Pen.	Penalty	SH2	Shorthanded - 2 players
EQ	Equal strength	PIM	Penalties in minutes	SHG	Shorthanded goals
(G)	Number of goals in tournament	Pos.	Position	SOG	Shots on goal
GA	Goals against		D - Defense	SSG	Shots saved by goalkeeper
GF	Goals for		F - Forward	SVS	Saves
GK	Goalkeeper	PP1	Power play - 1 player	T	Number of games tied
GP	Number of games played	PP2	Power play - 2 players	TS	Total shots by player
GWS	Game winning shot	PPG	Power play goals	TPP	Time on power play
L	Number of games lost	PS	Penalty shot	W	Number of games won
No.	Player number	PTS	Points		
+/-	Net result of positive and negative participation				

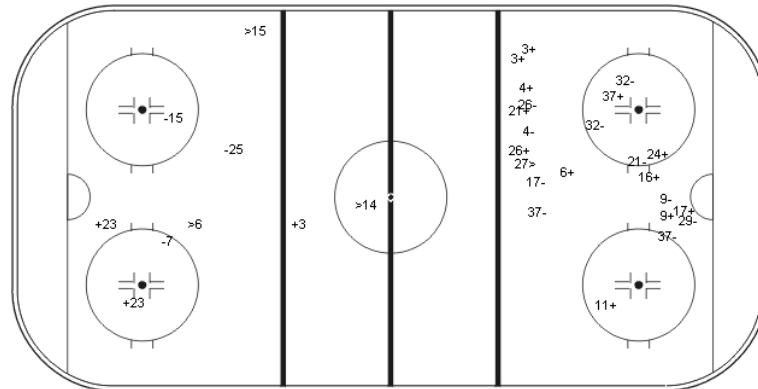
Goalie leaving the ice during a delayed penalty should not be



ICE HOCKEY MEN, PRELIMINARY ROUND, GAME 1
 HOCKEY SUR GLACE HOMMES, TOUR PRELIMINAIRE, MATCH 1

PEAKS SAT 9 FEB 2002 / SAM 9 FEV 2002 START TIME / DÉBUT 14:00

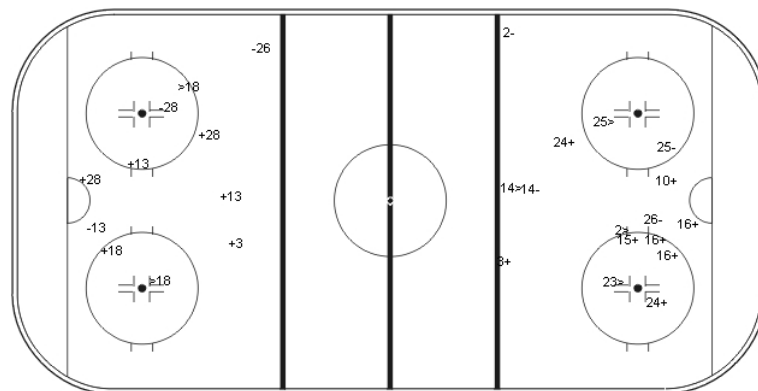
BLR - UKR



Shots by UKR
 Goals (o): 0 SSG(+): 3
 SSP(<): 3 SPG(-): 3

Period: 1

Shots by BLR
 Goals (o): 0 SSG(+): 12
 SSP(>): 1 SPG(-): 10



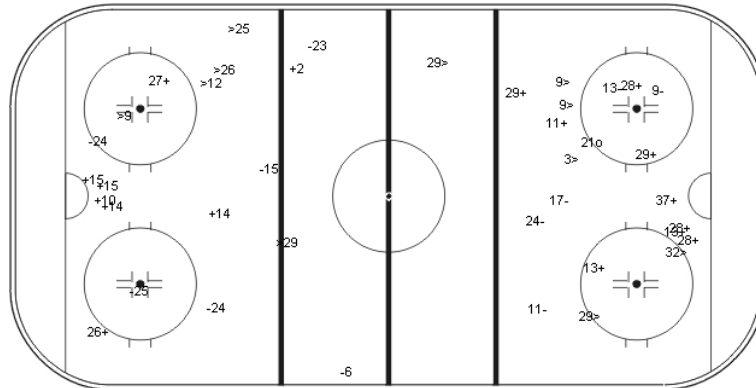
Shots by BLR
 Goals (o): 0 SSG(+): 6
 SSP(<): 2 SPG(-): 3

Period: 2

Shots by UKR
 Goals (o): 0 SSG(+): 8
 SSP(>): 4 SPG(-): 4



GK 2 of BLR



GK 1 of UKR



GK 20 of UKR

Shots by UKR
Goals (o): 0 SSG(+): 6
SSP(<): 5 SPG(-): 6

Period: 3

Shots by BLR
Goals (o): 1 SSG(+): 11
SSP(>): 6 SPG(-): 5

LEGEND

ENG Empty net goal
GK Goalkeeper

SPG Shots past goal
SSG Shots saved by goalkeeper

SSP Shots saved by player



ICE HOCKEY MEN, PRELIMINARY ROUND, GAME 1
HOCKEY SUR GLACE HOMMES, TOUR PRELIMINAIRE, MATCH 1

PEAKS SAT 9 FEB 2002 / SAM 9 FEV 2002 START TIME / DÉBUT 14:00


BLR - UKR

Face-off by BLR

Period: 1

	Won	Lost
DZ	1	0
MZ	0	3
AZ	8	3
Total	9	6

Period 1 (BLR - UKR)



Face-off by UKR

Period: 1


	Won	Lost
DZ	3	8
MZ	3	0
AZ	0	1
Total	6	9

Face-off by UKR

Period: 2

	Won	Lost
DZ	6	2
MZ	4	5
AZ	6	4
Total	16	11

Period 2 (UKR - BLR)



Face-off by BLR

Period: 2

	Won	Lost
DZ	4	6
MZ	5	4
AZ	2	6
Total	11	16

Game total

	Won	Lost
DZ	9	10
MZ	7	5
AZ	6	5
Total	22	20

Game total


	Won	Lost
DZ	5	6
MZ	5	7
AZ	10	9
Total	20	22

Face-off by BLR

Period: 3

	Won	Lost
DZ	4	1
MZ	4	1
AZ	4	4
Total	12	6

Period 3 (BLR - UKR)



Face-off by UKR

Period: 3

	Won	Lost
DZ	4	4
MZ	1	4
AZ	1	4
Total	6	12

Game total

	Won	Lost
DZ	9	7
MZ	9	8
AZ	14	13
Total	32	28

Game total

	Won	Lost
DZ	13	14
MZ	8	9
AZ	7	9
Total	28	32

LEGEND

AZ Attack zone

DZ Defensive zone

MZ Middle zone



ICE HOCKEY MEN, PRELIMINARY ROUND, GAME 2
HOCKEY SUR GLACE HOMMES, TOUR PRELIMINAIRE, MATCH 2

E CENTER SAT 9 FEB 2002 / SAM 9 FEV 2002 START TIME / DÉBUT 16:05

SVK - GER

Referee

ACHESON Kevin (IIHF)

Linesmen

GAROFALO James (IIHF), KULAKOV Sergei (IIHF)

Goalkeepers

Team: SVK	
No.	Name
25	LASAK Jan
29	RYBAR Pavol
31	STANA Rastislav (EG)

Team: GER	
No.	Name
33	SELIGER Marc
47	KUNAST Christian

Team Line-ups

Team: SVK (WHITE)		
No.	Pos.	Name
4	D	SMREK Peter
19	F	PAVLIKOVSKY Rastislav
22	D	MAJESKY Ivan
30	F	KAPUS Richard
39	F	PETROVICKY Robert
5	D	OBSUT Jaroslav
24	F	PARDAVY Jan
41	D	LINTNER Richard
42	F	SECHNY Richard
72	F	TOROK Jaroslav
17	D	VISNOVSKY Lubomir
18	F	SATAN Miroslav
23	F	BARTECKO Lubos
26	F	HANDZUS Michal
50	D	PAVLIKOVSKY Richard
33	F	PALFFY Zigmund
Head Coach: FILC Jan		

Team: GER (BLACK)		
No.	Pos.	Name
6	D	MAYR Jorg
20	F	RUMRICH Jurgen
21	F	USTORF Stefan
22	F	REICHEL Martin
36	D	GOLDMANN Erich
10	D	EHRHOFF Christian
41	D	KUNCE Daniel
48	F	SOCCIO Leonard
49	F	KATHAN Klaus
75	F	MORCZINIETZ Andreas
13	D	SCHUBERT Christoph
19	F	STURM Marco
26	F	KREUTZER Daniel
27	F	ABSTREITER Tobias
83	F	BENDA Jan
16	F	HYNES Wayne
18	F	LOTH Andreas
31	D	RENZ Andreas
81	F	MACKAY Mark
84	D	SEIDENBERG Dennis
Head Coach: ZACH Hans		

Group A

R	Team	G	W	T	L	GF:GA	PTS
1	AUT	0	0	0	0	0:0	0
1	GER	0	0	0	0	0:0	0
1	LAT	0	0	0	0	0:0	0
1	SVK	0	0	0	0	0:0	0

	AUT	GER	LAT	SVK
AUT		10 Sun/16:00	9 Sat/19:00	12 Tue/16:00
GER	10 Sun/16:00		12 Tue/19:00	9 Sat/16:05
LAT	9 Sat/19:00	12 Tue/19:00		10 Sun/19:00
SVK	12 Tue/16:00	9 Sat/16:05	10 Sun/19:00	

LEGEND

EG	Emergency goalkeeper	No.	Player number	R	Rank
G	Number of games played	Pos.	Position	T	Number of games tied
GA	Goals against		D - Defense	W	Number of games won
GF	Goals for		F - Forward		
L	Number of games lost	PTS	Points		



ICE HOCKEY MEN

Round	PRELIMINARY ROUND	Venue	E Center	Date	09 Feb 2002	Start	16.05	Spectators	8504	Game no.	2
--------------	-------------------	--------------	----------	-------------	-------------	--------------	-------	-------------------	------	-----------------	---

Home team (A) (Jersey colour)		Slovakia (WHITE)		Goals																Penalties									
No.	Name	Pos.	L	SOG	#	Time	G	A1	A2	GS	P1	P2	P3	P4	P5	P6	N1	N2	N3	N4	N5	N6	Time	No.	Min	Offence	Start	End	
4*	SMREK Peter	D	1	2																			00:57		2	TOO-M	00:57	02:57	
5	OBSUT Jaroslav	D	2	0																			26:11	26	2	ROUGH	26:11	27:03	
17	VISNOVSKY Lubomir	D	3	6																			28:57	19	2	ROUGH	28:57	30:57	
18	SATAN Miroslav	F	3	4																			49:24	5	2	INTRF	49:24	51:24	
19*	PAVLIKOVSKY Rastislav	F	1	1																									
22*	MAJESKY Ivan	D	1	1																									
23	BARTECKO Lubos	F	3	0																									
24	PARDAVY Jan	A	F	2	2																								
25	LASAK Jan	GK		0																									
26	HANDZUS Michal	F	3	1																									
29*	RYBAR Pavol	GK		0																									
30*	KAPUS Richard	F	1	2																									
31	STANA Rastislav	EG		0																									
33	PALFFY Zigmund	F	4	0																									
39*	PETROVICKY Robert	C	F	1	3																								
41	LINTNER Richard	A	D	2	5																								
42	SECHNY Richard	F	2	1																									
50	PAVLIKOVSKY Richard	D	3	0																									
72	TOROK Jaroslav	F	2	1																									

Team Manager: NEMECEK Igor **Head Coach:** FILC Jan **Assistant Coach:** STASTNY Vladimir

Visiting team (B) (Jersey colour)		Germany (BLACK)		Goals																Penalties									
No.	Name	Pos.	L	SOG	#	Time	G	A1	A2	GS	P1	P2	P3	P4	P5	P6	N1	N2	N3	N4	N5	N6	Time	No.	Min	Offence	Start	End	
6*	MAYR Jorg	D	1	0	1	20:30	20			SH1	6	20	21	33	36		19	22	29	30	39	50	19:42	48	2	TRIP	19:42	21:42	
10	EHRHOFF Christian	D	2	1	2	27:03	83	81	48	PP1	16	33	48	81	83	84	5	24	29	41	42		27:09	13	2	INTRF	27:09	29:09	
13	SCHUBERT Christoph	D	3	0	3	59:07	49	84		EQ	18	31	33	48	49	84	4	17	18	23	26	33	28:40	10	2	HOLD	28:40	30:40	
16	HYNES Wayne	F	4	1																			28:57	31	2	ROUGH	29:09	31:09	
18	LOTH Andreas	F	4	1																			40:55	41	2	INTRF	40:55	42:55	
19	STURM Marco	F	3	1																									
20*	RUMRICH Jurgen	C	F	1	1																								
21*	USTORF Stefan	F	1	1																									
22*	REICHEL Martin	F	1	1																									
26	KREUTZER Daniel	F	3	0																									
27	ABSTREITER Tobias	A	F	3	0																								
31	REINZ Andreas	D	4	1																									
33*	SELIGER Marc	GK		0																									
36*	GOLDMANN Erich	D	1	0																									
41	KUNCE Daniel	D	2	0																									
47	KUNAST Christian	GK		0																									
48	SOCCIO Leonard	F	2	4																									
49	KATHAN Klaus	F	2	2																									
75	MORCZINIETZ Andreas	F	2	1																									
81	MACKAY Mark	A	F	4	0																								
83	BENDA Jan	F	3	2																									
84	SEIDENBERG Dennis	D	4	0																									

Team Manager: REINDL Franz **Head Coach:** ZACH Hans **Assistant Coach:** HOEFNER Ernst

Game Summary		Saves										Goalkeeper Records						Goalkeeper Changes		
P	G A:B	SOG A:B	PIM A:B	PPGF A:B	SHGF A:B	GKA1	GKA2	EGA	GKB1	GKB2	EGB	GKA	MIP	GA	GKB	MIP	GA	Time	GKA	GKB
1	0:0	8:5	2:2	0:0	0:0	5	0	0	8	0	0	29	59:44	2	33	60:00	0	00:00	29	33
2	0:2	13:5	4:6	0:1	0:1	3	0	0	13	0	0							58:51	--	33
3	0:1	8:7	2:2	0:0	0:0	6	0	0	8	0	0							59:07	29	33
OVT												Start of game: 16:05 End of game: 18:06						60:00	--	--
GWS												Time-out A: 58:15 Time-out B:								
Total	0:3	29:17	8:10	0:1	0:1	14	0	0	29	0	0	Game Supervisor: LACARRIERE Philippe								

Referee	ACHESON Kevin	Linesman	GAROFALO James	Goal Judge	SHEGRUD Bob	Video GJ	NADIN Bob
Scorekeeper	HOY Tom	Linesman	KULAKOV Sergei	Goal Judge	SNEED Geoff	Game Timekeeper	FLETCHER Cheryl
Sign. Manager B		Sign. Manager A		Sign. Scorekeeper		Sign. Referee	



ICE HOCKEY MEN, PRELIMINARY ROUND, GAME 2
HOCKEY SUR GLACE HOMMES, TOUR PRELIMINAIRE, MATCH 2

E CENTER SAT 9 FEB 2002 / SAM 9 FEV 2002 START TIME / DÉBUT 16:05

SVK - GER 0-3 (0-0, 0-2, 0-1)

Spectators	Referee	Linesmen
8504	ACHESON Kevin (IIHF)	GAROFALO James (IIHF), KULAKOV Sergei (IIHF)

Team Statistics

Period	Score	SSG	SOG	PIM	TPP	PPG	SHG
1	0 : 0	5 : 8	8 : 5	2 : 2	0:18 : 2:00	0 : 0	0 : 0
2	0 : 2	3 : 13	13 : 5	4 : 6	5:13 : 0:52	0 : 1	0 : 1
3	0 : 1	6 : 8	8 : 7	2 : 2	2:00 : 2:00	0 : 0	0 : 0
Total	0 : 3	14 : 29	29 : 17	8 : 10	7:31 : 4:52	0 : 1	0 : 1

1st Period

Action	Time	ET/Res	Team	Type	No.	Name	(G) Name of Assistant(s) / Action Description
GK	00:00		SVK		29	RYBAR P	
GK	00:00		GER		33	SELIGER M	
Penalty	00:57	02:57	SVK	2 min.	-	Team penalty	-Too many players on the ice
Penalty	19:42	21:42	GER	2 min.	48	SOCCIO L	-Tripping

2nd Period

Action	Time	ET/Res	Team	Type	No.	Name	(G) Name of Assistant(s) / Action Description
GK	20:00		SVK		29	RYBAR P	
GK	20:00		GER		33	SELIGER M	
Goal	20:30	0:1	GER	SH1	20	RUMRICH J	(1) On ice SVK 29 19 22 30 39 50 GER 33 6 20 21 36
Penalty	26:11	27:03	SVK	2 min.	26	HANDZUS M	-Roughing
Goal	27:03	0:2	GER	PP1	83	BENDA J	(1) 81 MACKAY M On ice SVK 29 5 24 41 42 48 SOCCIO L GER 33 16 48 81 83 84
Penalty	27:09	29:09	GER	2 min.	13	SCHUBERT C	-Interference
Penalty	28:40	30:40	GER	2 min.	10	EHRHOFF C	-Holding
Penalty	28:57	30:57	SVK	2 min.	19	PAVLIKOVSKY R	-Roughing
Penalty	28:57	31:09	GER	2 min.	31	RENZ A	-Roughing

3rd Period

Action	Time	ET/Res	Team	Type	No.	Name	(G) Name of Assistant(s) / Action Description
GK	40:00		SVK		29	RYBAR P	
GK	40:00		GER		33	SELIGER M	
Penalty	40:55	42:55	GER	2 min.	41	KUNCE D	-Interference
Penalty	49:24	51:24	SVK	2 min.	5	OBSUT J	-Interference
GK	58:51		SVK				29 RYBAR P-"Goalkeeper out"
Goal	59:07	0:3	GER	EQ	49	KATHAN K	(1) 84 SEIDENBERG D On ice SVK 4 17 18 23 26 33 GER 33 18 31 48 49 84
GK	59:07		SVK		29	RYBAR P	-"Goalkeeper in"

Goalkeeper Records

Team: SVK - Slovakia			
No.	Goalkeepers	SOG	SVS
29	RYBAR Pavol	16	14
25	LASAK Jan	0	0

Team: GER - Germany			
No.	Goalkeepers	SOG	SVS
33	SELIGER Marc	29	29
47	KUNAST Christian	0	0



Shots & Plus-Minus

Team: SVK - Slovakia							
No.	Pos.	Player	1	2	3	OT	TS +/-
4	D	SMREK Peter	0	0	2	0	2 -1
19	F	PAVLIKOVSKY Rastislav	0	1	0	0	1 -1
22	D	MAJESKY Ivan	0	0	1	0	1 -1
30	F	KAPUS Richard	1	0	1	0	2 -1
39	F	PETROVICKY Robert	0	1	2	0	3 -1
5	D	OBSUT Jaroslav	0	0	0	0	0 0
24	F	PARDAVY Jan	1	1	0	0	2 0
41	D	LINTNER Richard	1	3	1	0	5 0
42	F	SECHNY Richard	0	1	0	0	1 0
72	F	TOROK Jaroslav	1	0	0	0	1 0
17	D	VISNOVSKY Lubomir	1	5	0	0	6 -1
18	F	SATAN Miroslav	3	1	0	0	4 -1
23	F	BARTECKO Lubos	0	0	0	0	0 -1
26	F	HANDZUS Michal	0	0	1	0	1 -1
50	D	PAVLIKOVSKY Richard	0	0	0	0	0 -1
33	F	PALFFY Zigmund	0	0	0	0	0 -1
TOTALS			8	13	8	0	29
Head Coach: FILC Jan							

Team: GER - Germany							
No.	Pos.	Player	1	2	3	OT	TS +/-
6	D	MAYR Jorg	0	0	0	0	0 1
20	F	RUMRICH Jurgen	0	1	0	0	1 1
21	F	USTORF Stefan	0	0	1	0	1 1
22	F	REICHEL Martin	0	1	0	0	1 0
36	D	GOLDMANN Erich	0	0	0	0	0 1
10	D	EHRHOFF Christian	0	0	1	0	1 0
41	D	KUNCE Daniel	0	0	0	0	0 0
48	F	SOCCIO Leonard	1	1	2	0	4 1
49	F	KATHAN Klaus	0	0	2	0	2 1
75	F	MORCZINIETZ Andreas	0	0	1	0	1 0
13	D	SCHUBERT Christoph	0	0	0	0	0 0
19	F	STURM Marco	1	0	0	0	1 0
26	F	KREUTZER Daniel	0	0	0	0	0 0
27	F	ABSTREITER Tobias	0	0	0	0	0 0
83	F	BENDA Jan	1	1	0	0	2 0
16	F	HYNES Wayne	1	0	0	0	1 0
18	F	LOTH Andreas	0	1	0	0	1 1
31	D	RENZ Andreas	1	0	0	0	1 1
81	F	MACKAY Mark	0	0	0	0	0 0
84	D	SEIDENBERG Dennis	0	0	0	0	0 1
TOTALS			5	5	7	0	17
Head Coach: ZACH Hans							

Group A

R	Team	GP	W	T	L	GF:GA	PTS
1	GER	1	1	0	0	3:0	2
2	AUT	0	0	0	0	0:0	0
2	LAT	0	0	0	0	0:0	0
4	SVK	1	0	0	1	0:3	0

	AUT	GER	LAT	SVK
AUT		10 FEB/16:00	9 FEB/19:00	12 FEB/16:00
GER	10 FEB/16:00		12 FEB/19:00	3:0
LAT	9 FEB/19:00	12 FEB/19:00		10 FEB/19:00
SVK	12 FEB/16:00	0:3	10 FEB/19:00	


LEGEND					
ET/Res	Penalty end time/Result of game	OT	Overtime	SH1	Shorthanded - 1 player
ENG	Empty net goal	Pen.	Penalty	SH2	Shorthanded - 2 players
EQ	Equal strength	PIM	Penalties in minutes	SHG	Shorthanded goals
(G)	Number of goals in tournament	Pos.	Position	SOG	Shots on goal
GA	Goals against		D - Defense	SSG	Shots saved by goalkeeper
GF	Goals for		F - Forward	SVS	Saves
GK	Goalkeeper	PP1	Power play - 1 player	T	Number of games tied
GP	Number of games played	PP2	Power play - 2 players	TS	Total shots by player
GWS	Game winning shot	PPG	Power play goals	TPP	Time on power play
L	Number of games lost	PS	Penalty shot	W	Number of games won
No.	Player number	PTS	Points		
+/-	Net result of positive and negative participation				




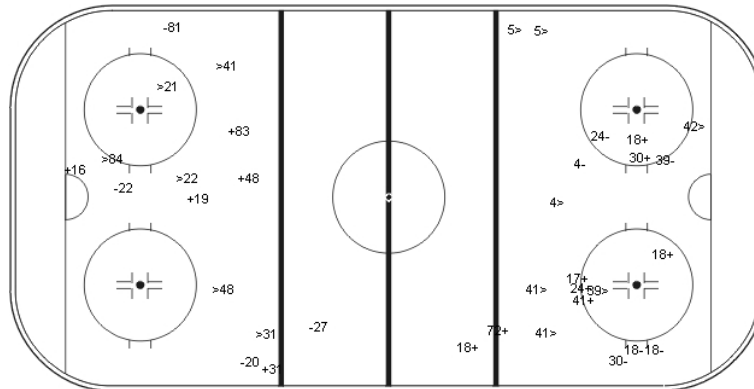
ICE HOCKEY MEN, PRELIMINARY ROUND, GAME 2
 HOCKEY SUR GLACE HOMMES, TOUR PRELIMINAIRE, MATCH 2

E CENTER SAT 9 FEB 2002 / SAM 9 FEV 2002 START TIME / DÉBUT 16:05

SVK - GER



GK 29 of SVK



GK 33 of GER

Shots by GER
 Goals (o): 0
 SSP(<): 6

SSG(+): 5
 SPG(-): 4

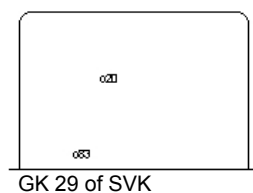
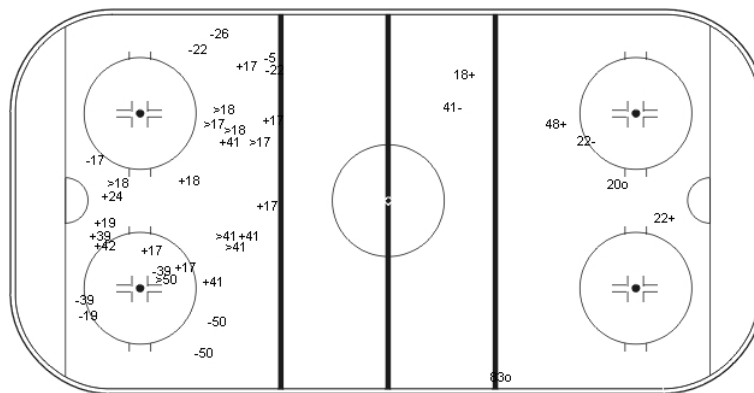
Period: 1

Shots by SVK
 Goals (o): 0
 SSP(>): 7

SSG(+): 8
 SPG(-): 6



GK 33 of GER



GK 29 of SVK

Shots by SVK
 Goals (o): 0
 SSP(<): 8

SSG(+): 13
 SPG(-): 10

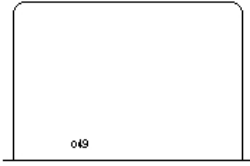
Period: 2

Shots by GER
 Goals (o): 2
 SSP(>): 0

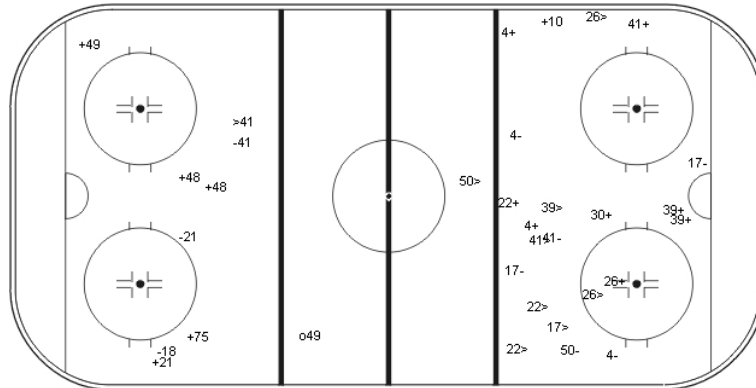
SSG(+): 3
 SPG(-): 2



GK 29 of SVK



ENG



GK 33 of GER



Shots by GER
Goals (o): 1 SSG(+): 6
SSP(<): 1 SPG(-): 3

Period: 3

Shots by SVK
Goals (o): 0 SSG(+): 8
SSP(>): 8 SPG(-): 6

LEGEND

ENG Empty net goal
GK Goalkeeper

SPG Shots past goal
SSG Shots saved by goalkeeper

SSP Shots saved by player



ICE HOCKEY MEN, PRELIMINARY ROUND, GAME 2
 HOCKEY SUR GLACE HOMMES, TOUR PRELIMINAIRE, MATCH 2

E CENTER SAT 9 FEB 2002 / SAM 9 FEV 2002 START TIME / DÉBUT 16:05


SVK - GER

Face-off by SVK

Period: 1

	Won	Lost
DZ	3	1
MZ	0	4
AZ	2	6
Total	5	11

Period 1 (SVK - GER)



Face-off by GER

Period: 1

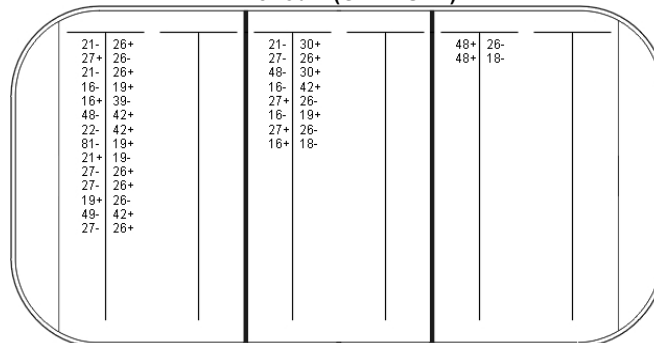
	Won	Lost
DZ	6	2
MZ	4	0
AZ	1	3
Total	11	5

Face-off by GER

Period: 2

	Won	Lost
DZ	4	10
MZ	3	5
AZ	2	0
Total	9	15

Period 2 (GER - SVK)



Face-off by SVK

Period: 2

	Won	Lost
DZ	0	2
MZ	5	3
AZ	10	4
Total	15	9

Game total

	Won	Lost
DZ	10	12
MZ	7	5
AZ	3	3
Total	20	20

Game total


	Won	Lost
DZ	3	3
MZ	5	7
AZ	12	10
Total	20	20

Face-off by SVK

Period: 3

	Won	Lost
DZ	1	0
MZ	3	3
AZ	6	6
Total	10	9

Period 3 (SVK - GER)



Face-off by GER

Period: 3

	Won	Lost
DZ	6	6
MZ	3	3
AZ	0	1
Total	9	10

Game total

	Won	Lost
DZ	4	3
MZ	8	10
AZ	18	16
Total	30	29

Game total

	Won	Lost
DZ	16	18
MZ	10	8
AZ	3	4
Total	29	30

LEGEND

AZ Attack zone

DZ Defensive zone

MZ Middle zone



ICE HOCKEY MEN, PRELIMINARY ROUND, GAME 3
HOCKEY SUR GLACE HOMMES, TOUR PRELIMINAIRE, MATCH 3

PEAKS SAT 9 FEB 2002 / SAM 9 FEV 2002 START TIME / DÉBUT 19:00

AUT - LAT

Referee

KURMANN Danny (IIHF)

Linesmen

NANSEN Derek (IIHF), SHELYANIN Sergei (IIHF)

Goalkeepers

Team: AUT	
No.	Name
25	SUTTNI Michael
38	DIVIS Reinhard
31	DALPIAZ Claus (EG)

Team: LAT	
No.	Name
30	NAUMOV Sergejs
32	MASALSKIS Edgars

Team Line-ups

Team: AUT (RED)		
No.	Pos.	Name
6	D	LAVOIE Joseph G D
9	D	SEARLE Thomas
10	F	BRANDNER Christoph
26	F	WHEELDON Simon
74	F	KALT Dieter
11	F	RESSMANN Gerald
12	F	TRATTNIG Matthias
29	F	PERTHALER Christian
47	D	ULRICH Martin
96	D	KASPER Peter
4	D	UNTERLUGGAUER Gerhard
15	F	SETZINGER Oliver
16	F	POCK Thomas
18	F	SALFI Kent
32	D	LAKOS Andre
13	D	LUKAS Robert
21	F	SCHADEN Mario
22	F	HOHENBERGER Martin
24	F	LANZINGER Gunther
27	F	KROMP Wolfgang
Head Coach:		

Team: LAT (WHITE)		
No.	Pos.	Name
8	F	FANDULS Vyacheslavs
9	F	BELAVSKIS Aleksandrs
21	F	KERCS Aleksandrs
23	D	TRIBUNCOVS Atvars
28	D	MATICINS Andrejs
2	D	LAVINS Rodrigo
12	F	MACIJEVSKIS Aleksandrs
17	F	NIZIVIJIS Aleksandrs
22	D	SOROKINS Olegs
29	F	CIPRUSS Aigars
3	D	IGNATJEVS Viktors
5	D	BONDAREVS Igors
13	F	PANTELEJEVS Grigorijs
14	F	TAMBIJEVS Leonids
20	F	VITOLINS Harijs
11	F	SENINS Sergejs
15	D	ASTASENKO Kaspars
27	F	SEMJONOV Aleksandrs
Head Coach:		

Group A

R	Team	G	W	T	L	GF:GA	PTS
1	GER	1	1	0	0	3:0	2
2	AUT	0	0	0	0	0:0	0
2	LAT	0	0	0	0	0:0	0
4	SVK	1	0	0	1	0:3	0

	AUT	GER	LAT	SVK
AUT		10 Sun/16:00	9 Sat/19:00	12 Tue/16:00
GER	10 Sun/16:00		12 Tue/19:00	3:0
LAT	9 Sat/19:00	12 Tue/19:00		10 Sun/19:00
SVK	12 Tue/16:00	0:3	10 Sun/19:00	

LEGEND

EG	Emergency goalkeeper	No.	Player number	R	Rank
G	Number of games played	Pos.	Position	T	Number of games tied
GA	Goals against		D - Defense	W	Number of games won
GF	Goals for		F - Forward		
L	Number of games lost	PTS	Points		



Referee KURMANN Danny	Linesman NANSEN Derek	Goal Judge GALLENI Robert	Video GJ KOMMISSAROV Ko
Scorekeeper SOUTTER Dave	Linesman SHELJANIN Sergei	Goal Judge BAIRD Gerry	Game Timekeeper ZITO Robert
Sign. Manager B	Sign. Manager A	Sign. Scorekeeper	Sign. Referee

Event	Abbreviation of the tournament (e.g. WSA, W18C, WWSB, or W20D...)	Abbreviation	Explanations of penalty abbreviations	Code
Place	Name of the city or the ice rink the games takes place	ABUSE	Abuse of officials	01
Date	Date the games take place	BD-CK	Body Checking (female hockey only)	02
Start	Time the beginning of the game is announced in the schedule	BENCH	Bench Minor Penalty	03
Spectators	Number of spectators	BOARD	Boarding	04
Game No.	Number of the game announced in the schedule	BUT-E	Butt-Ending	05
Home Team (A)	Abbreviation of the home team (e.g. SUI, USA...)	CHARG	Charging	06
Visiting Team (B)	Abbreviation of the visiting team (e.g. SUI, USA...)	CHE-B	Checking from behind	07
No.	Jersey number of the player (* = Starts the game)	CROSS	Cross-checking	08
Family and given name (+BP+C/A)	Name of the player, followed by comma, and given name(s); add BP = Best player of the game, C = Captain or A = Assistant Captain	DELAY	Delaying the game	09
Pos	Position (GK = Goalkeeper, EG = Emergency Goalkeeper, D = Defenseman, F = Forward)	DIS-N	Goal being deliberately knocked	10
L	Number of lineup (1 = first line, 2 = second line, 3 = third line, 4= fourth line)	ELBOW	Elbowing	11
SoG	Sum of shots on goal (shots saved by goalie plus scored goals) of this player	FISTI	Fisticuffs	12
#	Number of goal (- for missed penaltyshot)	GA-MI	Game misconduct penalty	13
Time	Time the goal is scored	GR-MI	Gross misconduct penalty	14
G	Jersey number of the player scoring the goal	HI-ST	High Sticking	15
A1	Jersey number of the first assist	HOLD	Holding	16
A2	Jersey number of the second assist	HOOK	Hooking	17
GS	Game situation (EQ = equal, PP1 = power play 5:4 or 4:3, PP2 = power play 5:3, SH1 = shorthanded 4:5 or 3:4, SH2 = shorthanded 3:5, PS = penalty shot, GWS = game winning shot)	HO-ST	Holding the stick	18
P1 P2 P3 P4 P5 P6	Positive participation (all players on ice of the goal scoring team)	IL-EQ	Illegal Equipment	19
N1 N2 N3 N4 N5 N6	Negative participation (all players on ice of the goal receiving team)	INTRF	Interference	20
Time	Time the penalty is called by the referee	KNEE	Kneeing	21
No.	Jersey number of the penalized player	MATCH	Match penalty	22
Offence	Abbreviation of penalty (explanation see next column)	MISC	Misconduct penalty	23
Start	Time the penalty starts	OTHER	Other Offences	24
End	Time the penalty ends	P-SHOT	Penalty shot	25
Team Manager	Name and given name of the team manager	ROUGH	Roughing	26
Head Coach	Name and given name of the head coach	SLASH	Slashing	27
Assistant Coach	Name and given name of the assistant coach	SPEAR	Spearling	28
Period	Period 1, 2, 3, OVT = overtime, GWS = game winning shots	TOO-M	Too many players on ice	29
Total	Total sum of all entries in the columns	TRIP	Tripping	30
G:A:B	Number of goals scored by team A : team B (depending on period)	UN-SP	Unsportsmanlike Conduct	31
SOG A:B	Number of shots on goal plus scored by team A : team B (depending on period)			
PIM A:B	Number of penalty minutes for team A : team B (depending on period)			
PPGF A:B	Number of power play goals scored by team A : team B (depending on period)			
SHGF A:B	Number of shorthanded goals scored by team A : team B (depending on period)			
GKA1	Sum of shots saved by the first goalie of team A (depending on period)			
GKA2	Sum of shots saved by the second goalie of team A (depending on period)			
EGA	Sum of shots saved by the emergency goalie of team A (depending on period)			
GKB1	Sum of shots saved by the first goalie of team B (depending on period)			
GKB2	Sum of shots saved by the second goalie of team B (depending on period)			
EGB	Sum of shots saved by the emergency goalie of team B (depending on period)			
GKA	Jersey numbers of the goalies of team A			
GKB	Jersey numbers of the goalies of team B			
MIP	Minutes in play for each goalie			
GA	Goals against for each goalie			
Start of game	Time the game really starts			
End of game	Time the game really ends			
Timeout A	Time the home team takes a 30 seconds timeout			
Timeout B	Time the visiting team takes a 30 seconds timeout			
Game Supervisor	Name of the game supervisor			
Time	Time the goalie comes in or goes out			
GKA	Jersey number of the goalie of team A coming in (- for leaving)			
GKB	Jersey number of the goalie of team B coming in (- for leaving)			
Referee	Name and given name of the referee for this game			
Scorekeeper	Name and given name of the scorekeeper for this game			
Linesman	Name and given name of the linesman for this game			
Goal Judge	Name and given name of the goal judge for this game			
Timekeeper	Name and given name of the timekeeper for this game			
Sign.	Signature of Referee, Scorekeeper, Manager of Team A and Manager of Team B			
A	Jersey number of the player of team A (Marked with * when he starts the game winning			
B	Jersey number of the player of team B (Marked with * when he starts the game winning			
GKA	Goalie of team A for this game winning shot			
GKB	Goalie of team B for this game winning shot			
GF:GA	Goals scored after this game winning shot of each team			

Time	GKA	GKB

Game Winning Shots

A	B	GKA	GKB	Score	A	B	GKA	GKB	Score	A	B	GKA	GKB	Score	A	B	GKA	GKB	Score	A	B	GKA	GKB	Score

Notes:



ICE HOCKEY MEN, PRELIMINARY ROUND, GAME 3
 HOCKEY SUR GLACE HOMMES, TOUR PRELIMINAIRE, MATCH 3

PEAKS SAT 9 FEB 2002 / SAM 9 FEV 2002 START TIME / DÉBUT 19:00

AUT - LAT 2-4 (1-2, 1-2, 0-0)

Spectators	Referee	Linesmen
6159	KURMANN Danny (IIHF)	NANSEN Derek (IIHF), SHELYANIN Sergei (IIHF)

Team Statistics

Period	Score	SSG	SOG	PIM	TPP	PPG	SHG
1	1 : 2	6 : 7	8 : 8	4 : 6	5:51 : 2:56	1 : 1	0 : 0
2	1 : 2	3 : 9	10 : 5	6 : 4	3:05 : 4:09	0 : 0	0 : 0
3	0 : 0	6 : 10	10 : 6	2 : 6	4:18 : 2:00	0 : 0	0 : 0
Total	2 : 4	15 : 26	28 : 19	12 : 16	13:14 : 9:05	1 : 1	0 : 0

1st Period

Action	Time	ET/Res	Team	Type	No.	Name	(G) Name of Assistant(s) / Action Description
GK	00:00		AUT		38	DIVIS R	
GK	00:00		LAT		30	NAUMOV S	
Penalty	00:07	01:03	AUT	2 min.	6	LAVOIE JGD	-Interference
Goal	01:03	0:1	LAT	PP1	8	FANDULS V	(1) 9 BELAVSKIS A On ice AUT 38 10 26 47 96 21 KERCS A LAT 30 8 9 21 23 28
Penalty	03:47	05:47	LAT	2 min.	23	TRIBUNCOVS A	-Hooking
Goal	07:38	0:2	LAT	EQ	5	BONDAREVS I	(1) 15 ASTASENKO K On ice AUT 38 4 6 10 26 74 11 SENINS S LAT 30 3 5 11 15 27
Penalty	08:31	10:31	AUT	2 min.	32	LAKOS A	-Boarding
Penalty	12:20	14:20	LAT	2 min.	23	TRIBUNCOVS A	-Hooking
Penalty	17:05	18:56	LAT	2 min.	-	Team penalty	-Delaying the game
Goal	18:56	1:2	AUT	PP1	15	SETZINGER O	(1) 18 SALFI K On ice AUT 38 6 15 16 18 47 LAT 30 3 5 13 20

2nd Period

Action	Time	ET/Res	Team	Type	No.	Name	(G) Name of Assistant(s) / Action Description
GK	20:00		AUT		38	DIVIS R	
GK	20:00		LAT		30	NAUMOV S	
Goal	21:16	2:2	AUT	EQ	12	TRATTNIG M	(1) On ice AUT 38 11 12 29 47 96 LAT 30 2 12 17 22 29
Penalty	21:49	23:49	AUT	2 min.	18	SALFI K	-Charging
Goal	24:40	2:3	LAT	EQ	13	PANTELEJEVS G	(1) 14 TAMBIJEVS L On ice AUT 38 4 16 18 27 32 20 VITOLINS H LAT 30 3 5 13 14 20
Penalty	26:11	28:11	LAT	2 min.	22	SOROKINS O	-Holding
Goal	28:29	2:4	LAT	EQ	20	VITOLINS H	(1) 14 TAMBIJEVS L On ice AUT 38 13 21 22 24 47 22 SOROKINS O LAT 30 2 13 14 20 22
Penalty	33:53	35:53	AUT	2 min.	27	KROMP W	-Interference
Penalty	34:57	36:57	AUT	2 min.	4	UNTERLUGGAUER G	-Tripping
Penalty	36:02	38:02	LAT	2 min.	8	FANDULS V	-Cross-checking

3rd Period

Action	Time	ET/Res	Team	Type	No.	Name	(G) Name of Assistant(s) / Action Description
GK	40:00		AUT		38	DIVIS R	
GK	40:00		LAT		30	NAUMOV S	
Penalty	41:59	43:59	LAT	2 min.	23	TRIBUNCOVS A	-Hooking
Penalty	48:03	50:03	LAT	2 min.	17	NIZIVIJS A	-Holding
Penalty	57:26	59:26	AUT	2 min.	9	SEARLE T	-Holding the stick
Penalty	59:42	60:00	LAT	2 min.	3	IGNATJEVS V	-Holding



Goalkeeper Records

Team: AUT - Austria			
No.	Goalkeepers	SOG	SVS
38	DIVIS Reinhard	19	15
25	SUTTNIG Michael	0	0

Team: LAT - Latvia			
No.	Goalkeepers	SOG	SVS
30	NAUMOVVS Sergejs	28	26
32	MASALSKIS Edgars	0	0

Shots & Plus-Minus

Team: AUT - Austria								
No.	Pos.	Player	1	2	3	OT	TS	+/-
6	D	LAVOIE Joseph G D	1	2	0	0	3	-1
9	D	SEARLE Thomas	0	0	1	0	1	0
10	F	BRANDNER Christoph	1	1	0	0	2	-1
26	F	WHEELDON Simon	0	1	0	0	1	-1
74	F	KALT Dieter	1	0	0	0	1	-1
11	F	RESSMANN Gerald	0	1	1	0	2	1
12	F	TRATTNIG Matthias	0	2	0	0	2	1
29	F	PERTHALER Christian	0	0	0	0	0	1
47	D	ULRICH Martin	1	0	2	0	3	0
96	D	KASPER Peter	1	0	0	0	1	1
4	D	UNTERLUGAUER Gerha	1	0	1	0	2	-2
15	F	SETZINGER Oliver	1	1	1	0	3	0
16	F	POCK Thomas	0	0	1	0	1	-1
18	F	SALFI Kent	0	0	0	0	0	-1
32	D	LAKOS Andre	0	1	2	0	3	-1
13	D	LUKAS Robert	0	0	0	0	0	-1
21	F	SCHADEN Mario	1	0	0	0	1	-1
22	F	HOHENBERGER Martin	0	0	0	0	0	-1
24	F	LANZINGER Gunther	0	1	0	0	1	-1
27	F	KROMP Wolfgang	0	0	1	0	1	-1
TOTALS			8	10	10	0	28	

Head Coach: KENNEDY Ron

Team: LAT - Latvia								
No.	Pos.	Player	1	2	3	OT	TS	+/-
8	F	FANDULS Vyacheslavs	1	0	0	0	1	0
9	F	BELAVSKIS Aleksandrs	2	0	0	0	2	0
21	F	KERCS Aleksandrs	0	0	2	0	2	0
23	D	TRIBUNCOVS Atvars	1	0	0	0	1	0
28	D	MATICINS Andrejs	0	0	0	0	0	0
2	D	LAVINS Rodrigo	0	0	1	0	1	
12	F	MACIJEVSKIS Aleksandrs	1	0	2	0	3	-1
17	F	NIZIVIJS Aleksandrs	1	0	0	0	1	-1
22	D	SOROKINS Olegs	0	0	0	0	0	0
29	F	CIPRUSS Aigars	0	0	0	0	0	-1
3	D	IGNATJEVS Viktors	0	0	1	0	1	2
5	D	BONDAREVS Igors	1	0	0	0	1	2
13	F	PANTELEJEVS Grigorijs	0	2	0	0	2	2
14	F	TAMBIJEVS Leonids	0	2	0	0	2	2
20	F	VITOLINS Harijs	0	1	0	0	1	2
11	F	SENINS Sergejs	1	0	0	0	1	1
15	D	ASTASENKO Kaspars	0	0	0	0	0	1
27	F	SEMJONOVVS Aleksandrs	0	0	0	0	0	1
TOTALS			8	5	6	0	19	

Head Coach: LINDSTROM Curt

Group A

R	Team	GP	W	T	L	GF:GA	PTS
1	GER	1	1	0	0	3:0	2
2	LAT	1	1	0	0	4:2	2
3	AUT	1	0	0	1	2:4	0
4	SVK	1	0	0	1	0:3	0

	AUT	GER	LAT	SVK
AUT		10 FEB/16:00	2:4	12 FEB/16:00
GER	10 FEB/16:00		12 FEB/19:00	3:0
LAT	4:2	12 FEB/19:00		10 FEB/19:00
SVK	12 FEB/16:00	0:3	10 FEB/19:00	

LEGEND

ET/Res	Penalty end time/Result of game	OT	Overtime	SH1	Shorthanded - 1 player
ENG	Empty net goal	Pen.	Penalty	SH2	Shorthanded - 2 players
EQ	Equal strength	PIM	Penalties in minutes	SHG	Shorthanded goals
(G)	Number of goals in tournament	Pos.	Position	SOG	Shots on goal
GA	Goals against		D - Defense	SSG	Shots saved by goalkeeper
GF	Goals for		F - Forward	SVS	Saves
GK	Goalkeeper	PP1	Power play - 1 player	T	Number of games tied
GP	Number of games played	PP2	Power play - 2 players	TS	Total shots by player
GWS	Game winning shot	PPG	Power play goals	TPP	Time on power play
L	Number of games lost	PS	Penalty shot	W	Number of games won
No.	Player number	PTS	Points		
+/-	Net result of positive and negative participation				



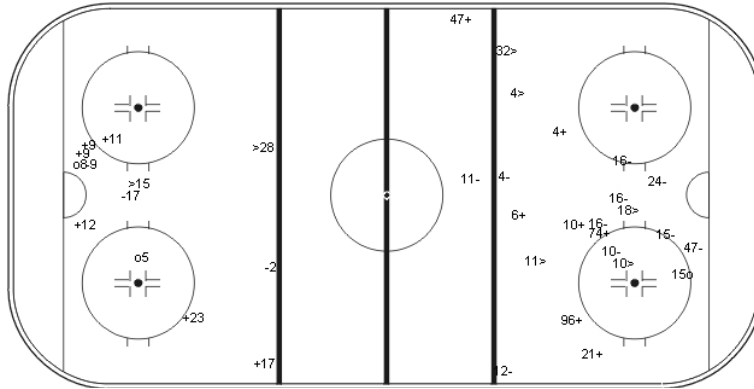
ICE HOCKEY MEN, PRELIMINARY ROUND, GAME 3
 HOCKEY SUR GLACE HOMMES, TOUR PRELIMINAIRE, MATCH 3

PEAKS SAT 9 FEB 2002 / SAM 9 FEV 2002 START TIME / DÉBUT 19:00

AUT - LAT



GK 38 of AUT



GK 30 of LAT


Shots by LAT
 Goals (o): 2
 SSP(<): 2

SSG(+): 6
 SPG(-): 3

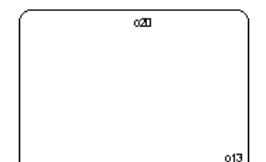
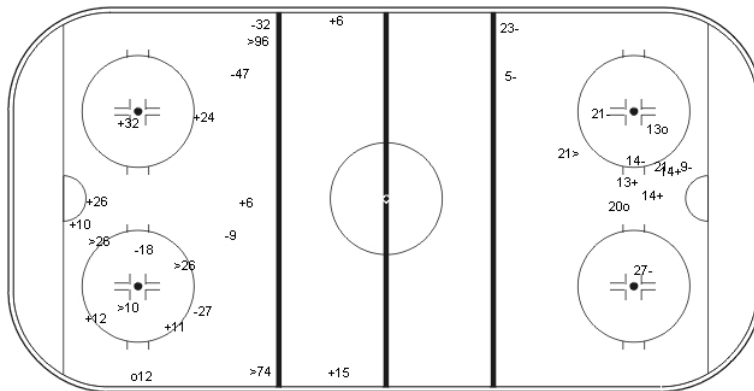
Period: 1

Shots by AUT
 Goals (o): 1
 SSP(>): 5

SSG(+): 7
 SPG(-): 10



GK 30 of LAT



GK 38 of AUT

Shots by AUT
 Goals (o): 1
 SSP(<): 5

SSG(+): 9
 SPG(-): 5

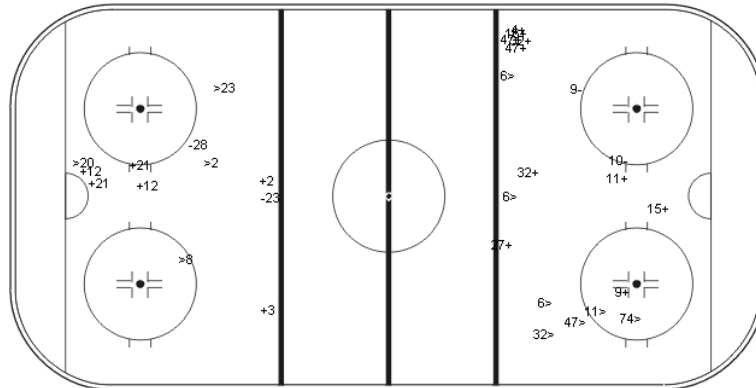
Period: 2

Shots by LAT
 Goals (o): 2
 SSP(>): 1

SSG(+): 3
 SPG(-): 7



GK 38 of AUT



GK 30 of LAT

Shots by LAT
 Goals (o): 0 SSG(+): 6
 SSP(<): 4 SPG(-): 2

Period: 3

Shots by AUT
 Goals (o): 0 SSG(+): 10
 SSP(>): 7 SPG(-): 2

LEGEND

ENG Empty net goal
GK Goalkeeper

SPG Shots past goal
SSG Shots saved by goalkeeper

SSP Shots saved by player



ICE HOCKEY MEN, PRELIMINARY ROUND, GAME 3
 HOCKEY SUR GLACE HOMMES, TOUR PRELIMINAIRE, MATCH 3

PEAKS SAT 9 FEB 2002 / SAM 9 FEV 2002 START TIME / DÉBUT 19:00


AUT - LAT

Face-off by AUT

Period: 1

	Won	Lost
DZ	5	1
MZ	7	4
AZ	4	5
Total	16	10

Period 1 (AUT - LAT)



Face-off by LAT

Period: 1

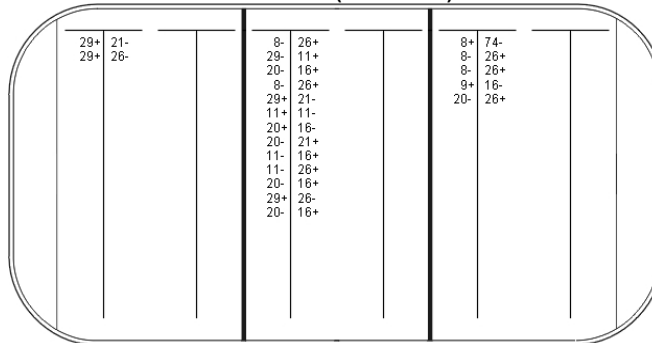
	Won	Lost
DZ	5	4
MZ	4	7
AZ	1	5
Total	10	16

Face-off by LAT

Period: 2

	Won	Lost
DZ	2	0
MZ	4	9
AZ	2	3
Total	8	12

Period 2 (LAT - AUT)



Face-off by AUT

Period: 2

	Won	Lost
DZ	3	2
MZ	9	4
AZ	0	2
Total	12	8

Game total

	Won	Lost
DZ	7	4
MZ	8	16
AZ	3	8
Total	18	28

Game total


	Won	Lost
DZ	8	3
MZ	16	8
AZ	4	7
Total	28	18

Face-off by AUT

Period: 3

	Won	Lost
DZ	5	3
MZ	6	0
AZ	7	7
Total	18	10

Period 3 (AUT - LAT)



Face-off by LAT

Period: 3

	Won	Lost
DZ	7	7
MZ	0	6
AZ	3	5
Total	10	18

Game total

	Won	Lost
DZ	13	6
MZ	22	8
AZ	11	14
Total	46	28

Game total

	Won	Lost
DZ	14	11
MZ	8	22
AZ	6	13
Total	28	46

LEGEND			
AZ	Attack zone	DZ	Defensive zone
		MZ	Middle zone



ICE HOCKEY MEN, PRELIMINARY ROUND, GAME 4
HOCKEY SUR GLACE HOMMES, TOUR PRELIMINAIRE, MATCH 4

E CENTER SAT 9 FEB 2002 / SAM 9 FEV 2002 START TIME / DÉBUT 21:00

SUI - FRA

Referee

Linesmen

SAVOLAINEN Rami (IIHF)

BRUUN Panu (IIHF), ODINSCH Eduard (IIHF)

Goalkeepers

Team: SUI	
No.	Name
26	GERBER Martin
40	AEBISCHER David
41	WEIBEL Lars (EG)

Team: FRA	
No.	Name
1	HUET Cristobal
31	ROLLAND Patrick
30	LHENRY Fabrice (EG)

Team Line-ups

Team: SUI (RED)		
No.	Pos.	Name
4	F	CONNE Flavien
7	D	STREIT Mark
12	F	DELLA ROSSA Patric
22	D	KELLER Olivier
28	F	PLUSS Martin
3	D	VAUCLAIR Julien
5	D	SUTTER Patrick
18	F	ROTHELI Andre
19	F	AESCHLIMANN Jean-Jacques
35	F	JEANNIN Sandy
11	D	STEINEGGER Martin
15	F	von ARX Reto
31	D	SEGER Mathias
32	F	RUTHEMANN Ivo
37	F	CHRISTEN Bjorn
10	D	HOHENER Martin
17	F	CRAMERI Gian-Marco
21	F	FISCHER Patrick
27	D	SALIS Edgar
30	F	JENNI Marcel
Head Coach: KRUEGER Ralph		

Team: FRA (WHITE)		
No.	Pos.	Name
2	D	CARRIOU Allan
8	F	BRIAND Arnaud
9	F	ROZENTHAL Maurice
12	F	BOZON Philippe
24	D	PEREZ Denis
3	D	BACHET Vincent
7	F	BARIN Stephane
11	F	ROZENTHAL Francois
22	F	ZWIKEL Jonathan
27	D	AMAR Baptiste
10	F	MEUNIER Laurent
14	F	TREILLE Yorick
20	D	BONNARD Jean-Francois
25	F	AIMONETTO Richard
26	D	POURTANEL Benoit
6	F	BACHELET Benoit
13	D	DEWOLF Karl
16	F	BESSE Guillaume
23	F	MORTAS Anthony
28	F	GRAS Laurent
Head Coach: LEIME Heikki		

Group B

R	Team	G	W	T	L	GF:GA	PTS
1	BLR	1	1	0	0	1:0	2
2	FRA	0	0	0	0	0:0	0
2	SUI	0	0	0	0	0:0	0
4	UKR	1	0	0	1	0:1	0

	BLR	FRA	SUI	UKR
BLR		11 Mon/19:00	13 Wed/16:00	1:0
FRA	11 Mon/19:00		9 Sat/21:00	13 Wed/19:00
SUI	13 Wed/16:00	9 Sat/21:00		11 Mon/16:00
UKR	0:1	13 Wed/19:00	11 Mon/16:00	

LEGEND

EG	Emergency goalkeeper	No.	Player number	R	Rank
G	Number of games played	Pos.	Position	T	Number of games tied
GA	Goals against		D - Defense	W	Number of games won
GF	Goals for		F - Forward		
L	Number of games lost	PTS	Points		



Referee	SAVOLAINEN Rami	Linesman	BRUUN Panu	Goal Judge	GREEN Bill	Video GJ	JALARVO Jarmo Sa
Scorekeeper	EBERT Bob	Linesman	ODINSCH Eduard	Goal Judge	LORDS Harry	Game Timekeeper ZITO Bob	
Sign. Manager B	Sign. Manager A		Sign. Scorekeeper		Sign. Referee		

Event	Abbreviation of the tournament (e.g. WSA, W18C, WWSB, or W20D...)	Abbreviation	Explanations of penalty abbreviations	Code
Place	Name of the city or the ice rink the games takes place	ABUSE	Abuse of officials	01
Date	Date the games take place	BD-CK	Body Checking (female hockey only)	02
Start	Time the beginning of the game is announced in the schedule	BENCH	Bench Minor Penalty	03
Spectators	Number of spectators	BOARD	Boarding	04
Game No.	Number of the game announced in the schedule	BUT-E	Butt-Ending	05
Home Team (A)	Abbreviation of the home team (e.g. SUI, USA...)	CHARG	Charging	06
Visiting Team (B)	Abbreviation of the visiting team (e.g. SUI, USA...)	CHE-B	Checking from behind	07
No.	Jersey number of the player (* = Starts the game)	CROSS	Cross-checking	08
Family and given name (+BP+C/A)	Name of the player, followed by comma, and given name(s); add BP = Best player of the game, C = Captain or A = Assistant Captain	DELAY	Delaying the game	09
Pos	Position (GK = Goalkeeper, EG = Emergency Goalkeeper, D = Defenseman, F = Forward)	DIS-N	Goal being deliberately knocked	10
L	Number of lineup (1 = first line, 2 = second line, 3 = third line, 4= fourth line)	ELBOW	Elbowing	11
SoG	Sum of shots on goal (shots saved by goalie plus scored goals) of this player	FISTI	Fisticuffs	12
#	Number of goal (- for missed penaltyshot)	GA-MI	Game misconduct penalty	13
Time	Time the goal is scored	GR-MI	Gross misconduct penalty	14
G	Jersey number of the player scoring the goal	HI-ST	High Sticking	15
A1	Jersey number of the first assist	HOLD	Holding	16
A2	Jersey number of the second assist	HOOK	Hooking	17
GS	Game situation (EQ = equal, PP1 = power play 5:4 or 4:3, PP2 = power play 5:3, SH1 = shorthanded 4:5 or 3:4, SH2 = shorthanded 3:5, PS = penalty shot, GWS = game winning shot)	HO-ST	Holding the stick	18
P1 P2 P3 P4 P5 P6	Positive participation (all players on ice of the goal scoring team)	IL-EQ	Illegal Equipment	19
N1 N2 N3 N4 N5 N6	Negative participation (all players on ice of the goal receiving team)	INTRF	Interference	20
Time	Time the penalty is called by the referee	KNEE	Kneeing	21
No.	Jersey number of the penalized player	MATCH	Match penalty	22
Offence	Abbreviation of penalty (explanation see next column)	MISC	Misconduct penalty	23
Start	Time the penalty starts	OTHER	Other Offences	24
End	Time the penalty ends	P-SHOT	Penalty shot	25
Team Manager	Name and given name of the team manager	ROUGH	Roughing	26
Head Coach	Name and given name of the head coach	SLASH	Slashing	27
Assistant Coach	Name and given name of the assistant coach	SPEAR	Spearing	28
Period	Period 1, 2, 3, OVT = overtime, GWS = game winning shots	TOO-M	Too many players on ice	29
Total	Total sum of all entries in the columns	TRIP	Tripping	30
G:A:B	Number of goals scored by team A : team B (depending on period)	UN-SP	Unsportsmanlike Conduct	31
SOG A:B	Number of shots on goal plus scored by team A : team B (depending on period)			
PIM A:B	Number of penalty minutes for team A : team B (depending on period)			
PPGF A:B	Number of power play goals scored by team A : team B (depending on period)			
SHGF A:B	Number of shorthanded goals scored by team A : team B (depending on period)			
GKA1	Sum of shots saved by the first goalie of team A (depending on period)			
GKA2	Sum of shots saved by the second goalie of team A (depending on period)			
EGA	Sum of shots saved by the emergency goalie of team A (depending on period)			
GKB1	Sum of shots saved by the first goalie of team B (depending on period)			
GKB2	Sum of shots saved by the second goalie of team B (depending on period)			
EGB	Sum of shots saved by the emergency goalie of team B (depending on period)			
GKA	Jersey numbers of the goalies of team A			
GKB	Jersey numbers of the goalies of team B			
MIP	Minutes in play for each goalie			
GA	Goals against for each goalie			
Start of game	Time the game really starts			
End of game	Time the game really ends			
Timeout A	Time the home team takes a 30 seconds timeout			
Timeout B	Time the visiting team takes a 30 seconds timeout			
Game Supervisor	Name of the game supervisor			
Time	Time the goalie comes in or goes out			
GKA	Jersey number of the goalie of team A coming in (- for leaving)			
GKB	Jersey number of the goalie of team B coming in (- for leaving)			
Referee	Name and given name of the referee for this game			
Scorekeeper	Name and given name of the scorekeeper for this game			
Linesman	Name and given name of the linesman for this game			
Goal Judge	Name and given name of the goal judge for this game			
Timekeeper	Name and given name of the timekeeper for this game			
Sign.	Signature of Referee, Scorekeeper, Manager of Team A and Manager of Team B			
A	Jersey number of the player of team A (Marked with * when he starts the game winning			
B	Jersey number of the player of team B (Marked with * when he starts the game winning			
GKA	Goalie of team A for this game winning shot			
GKB	Goalie of team B for this game winning shot			
GF:GA	Goals scored after this game winning shot of each team			

Time	GKA	GKB

Game Winning Shots

A	B	GKA	GKB	Score	A	B	GKA	GKB	Score	A	B	GKA	GKB	Score	A	B	GKA	GKB	Score	A	B	GKA	GKB	Score

Notes:



ICE HOCKEY MEN, PRELIMINARY ROUND, GAME 4
HOCKEY SUR GLACE HOMMES, TOUR PRELIMINAIRE, MATCH 4

E CENTER SAT 9 FEB 2002 / SAM 9 FEV 2002 START TIME / DÉBUT 21:00

SUI - FRA 3-3 (1-1, 0-1, 2-1)

Spectators	Referee	Linesmen
8504	SAVOLAINEN Rami (IIHF)	BRUUN Panu (IIHF), ODINSCH Eduard (IIHF)

Team Statistics

Period	Score	SSG	SOG	PIM	TPP	PPG	SHG
1	1 : 1	6 : 13	14 : 7	4 : 8	7:44 : 2:28	1 : 1	0 : 0
2	0 : 1	1 : 7	7 : 2	4 : 0	0:00 : 2:03	0 : 0	0 : 0
3	2 : 1	11 : 10	12 : 12	2 : 6	4:10 : 3:08	1 : 1	0 : 0
Total	3 : 3	18 : 30	33 : 21	10 : 14	11:54 : 7:39	2 : 2	0 : 0

1st Period

Action	Time	ET/Res	Team	Type	No.	Name	(G) Name of Assistant(s) / Action Description
GK	00:00		SUI		40	AEBISCHER D	
GK	00:00		FRA		1	HUET C	
Penalty	00:55	02:50	SUI	2 min.	17	CRAMERI GM	-Roughing
Penalty	01:23	03:23	SUI	2 min.	5	SUTTER P	-Roughing
Goal	02:50	0:1	FRA	PP2	9	ROZENTHAL M	(1) 12 BOZON P On ice SUI 40 3 15 27 FRA 1 8 9 10 12 24
Penalty	05:03	07:03	FRA	2 min.	14	TREILLE Y	-Hooking
Penalty	08:42	10:26	FRA	2 min.	8	BRIAND A	-Highsticking
Goal	10:26	1:1	SUI	PP1	19	AESCHLIMANN JJ	(1) 5 SUTTER P On ice SUI 40 5 7 15 19 32 FRA 1 3 11 20 22
Penalty	12:00	14:00	FRA	2 min.	6	BACHELET B	-Boarding
Penalty	17:41	19:41	FRA	2 min.	9	ROZENTHAL M	-Tripping

2nd Period

Action	Time	ET/Res	Team	Type	No.	Name	(G) Name of Assistant(s) / Action Description
GK	20:00		SUI		40	AEBISCHER D	
GK	20:00		FRA		1	HUET C	
Penalty	25:23	27:23	SUI	2 min.	31	SEGER M	-Slashing
Goal	34:50	1:2	FRA	EQ	12	BOZON P	(1) 9 ROZENTHAL M On ice SUI 40 10 21 22 28 30 FRA 1 8 9 12 24 27
Penalty	39:57	41:57	SUI	2 min.	11	STEINEGGER M	-Cross-checking

3rd Period

Action	Time	ET/Res	Team	Type	No.	Name	(G) Name of Assistant(s) / Action Description
GK	40:00		SUI		40	AEBISCHER D	
GK	40:00		FRA		1	HUET C	
Penalty	43:45	43:55	FRA	2 min.	2	CARRIOU A	-Holding
Goal	43:55	2:2	SUI	PP1	18	ROTHELI A	(1) 5 SUTTER P 7 STREIT M On ice SUI 40 5 7 12 18 28 FRA 1 3 7 11 20
Penalty	51:27	52:38	SUI	2 min.	31	SEGER M	-Tripping
Goal	52:38	2:3	FRA	PP1	9	ROZENTHAL M	(2) 10 MEUNIER L On ice SUI 40 10 19 27 35 FRA 1 8 9 10 12 24
Penalty	52:59	54:59	FRA	2 min.	7	BARIN S	-Slashing
Goal	55:50	3:3	SUI	EQ	7	STREIT M	(1) 22 KELLER O 19 AESCHLIMANN JJ On ice SUI 40 7 19 22 30 35 FRA 1 8 9 12 20 26
Penalty	57:10	59:10	FRA	2 min.	22	ZWIKEL J	-Highsticking



Goalkeeper Records

Team: SUI - Switzerland			
No.	Goalkeepers	SOG	SVS
40	AEBISCHER David	21	18
26	GERBER Martin	0	0

Team: FRA - France			
No.	Goalkeepers	SOG	SVS
	HUET Cristobal	33	
31	ROLLAND Patrick	0	0

Shots & Plus-Minus

Team: SUI - Switzerland								
No.	Pos.	Player	1	2	3	OT	TS	+/-
4	F	CONNÉ Flavien	0	0	0	0	0	0
7	D	STREIT Mark	0	1	1	0	2	1
12	F	DELLA ROSSA Patric	1	0	0	0	1	0
22	D	KELLER Olivier	0	0	0	0	0	0
28	F	PLUSS Martin	2	0	1	0	3	-1
3	D	VAUCLAIR Julien	0	0	0	0	0	0
5	D	SUTTER Patrick	2	1	3	0	6	0
18	F	ROTHELI Andre	0	0	1	0	1	0
19	F	AESCHLIMANN Jean-Jac	2	0	0	0	2	1
35	F	JEANNIN Sandy	0	1	2	0	3	1
11	D	STEINEGGER Martin	0	2	0	0	2	0
15	F	von ARX Reto	1	1	1	0	3	0
31	D	SEGER Mathias	1	0	0	0	1	0
32	F	RUTHEMANN Ivo	2	0	0	0	2	0
37	F	CHRISTEN Bjorn	0	0	0	0	0	0
10	D	HOHENER Martin	0	0	1	0	1	-1
17	F	CRAMERI Gian-Marco	0	1	0	0	1	0
21	F	FISCHER Patrick	1	0	1	0	2	-1
27	D	SALIS Edgar	2	0	1	0	3	0
30	F	JENNI Marcel	0	0	0	0	0	0
TOTALS			14	7	12	0	33	
Head Coach: KRUEGER Ralph								

Team: FRA - France								
No.	Pos.	Player	1	2	3	OT	TS	+/-
2	D	CARRIOU Allan	0	0	0	0	0	0
8	F	BRIAND Arnaud	1	0	0	0	1	0
9	F	ROZENTHAL Maurice	2	0	3	0	5	0
12	F	BOZON Philippe	2	1	3	0	6	0
24	D	PEREZ Denis	0	1	1	0	2	1
3	D	BACHET Vincent	0	0	0	0	0	0
7	F	BARIN Stephane	0	0	0	0	0	0
11	F	ROZENTHAL Francois	1	0	0	0	1	0
22	F	ZWIKEL Jonathan	0	0	1	0	1	0
27	D	AMAR Baptiste	0	0	0	0	0	1
10	F	MEUNIER Laurent	0	0	0	0	0	0
14	F	TREILLE Yorick	1	0	3	0	4	0
20	D	BONNARD Jean-Francois	0	0	1	0	1	-1
25	F	AIMONETTO Richard	0	0	0	0	0	0
26	D	POURTANEL Benoit	0	0	0	0	0	-1
6	F	BACHELET Benoit	0	0	0	0	0	0
13	D	DEWOLF Karl	0	0	0	0	0	0
16	F	BESSE Guillaume	0	0	0	0	0	0
23	F	MORTAS Anthony	0	0	0	0	0	0
28	F	GRAS Laurent	0	0	0	0	0	0
TOTALS			7	2	12	0	21	
Head Coach: LEIME Heikki								

Group B

R	Team	GP	W	T	L	GF:GA	PTS
1	BLR	1	1	0	0	1:0	2
2	FRA	1	0	1	0	3:3	1
2	SUI	1	0	1	0	3:3	1
4	UKR	1	0	0	1	0:1	0

	BLR	FRA	SUI	UKR
BLR		11 FEB/19:00	13 FEB/16:00	1:0
FRA	11 FEB/19:00		3:3	13 FEB/19:00
SUI	13 FEB/16:00	3:3		11 FEB/16:00
UKR	0:1	13 FEB/19:00	11 FEB/16:00	

LEGEND

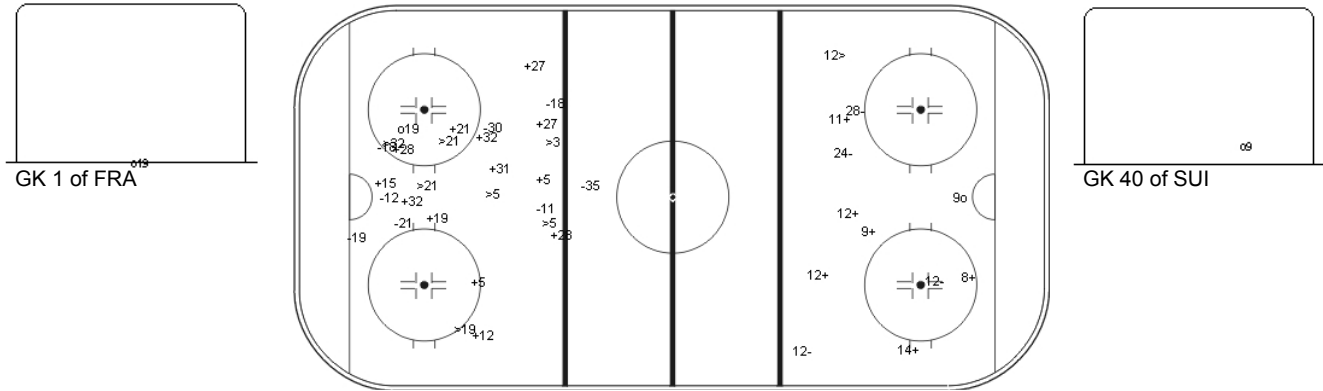
ET/Res	Penalty end time/Result of game	OT	Overtime	SH1	Shorthanded - 1 player
ENG	Empty net goal	Pen.	Penalty	SH2	Shorthanded - 2 players
EQ	Equal strength	PIM	Penalties in minutes	SHG	Shorthanded goals
(G)	Number of goals in tournament	Pos.	Position	SOG	Shots on goal
GA	Goals against		D - Defense	SSG	Shots saved by goalkeeper
GF	Goals for		F - Forward	SVS	Saves
GK	Goalkeeper	PP1	Power play - 1 player	T	Number of games tied
GP	Number of games played	PP2	Power play - 2 players	TS	Total shots by player
GWS	Game winning shot	PPG	Power play goals	TPP	Time on power play
L	Number of games lost	PS	Penalty shot	W	Number of games won
No.	Player number	PTS	Points		
+/-	Net result of positive and negative participation				



ICE HOCKEY MEN, PRELIMINARY ROUND, GAME 4
 HOCKEY SUR GLACE HOMMES, TOUR PRELIMINAIRE, MATCH 4

E CENTER SAT 9 FEB 2002 / SAM 9 FEV 2002 START TIME / DÉBUT 21:00

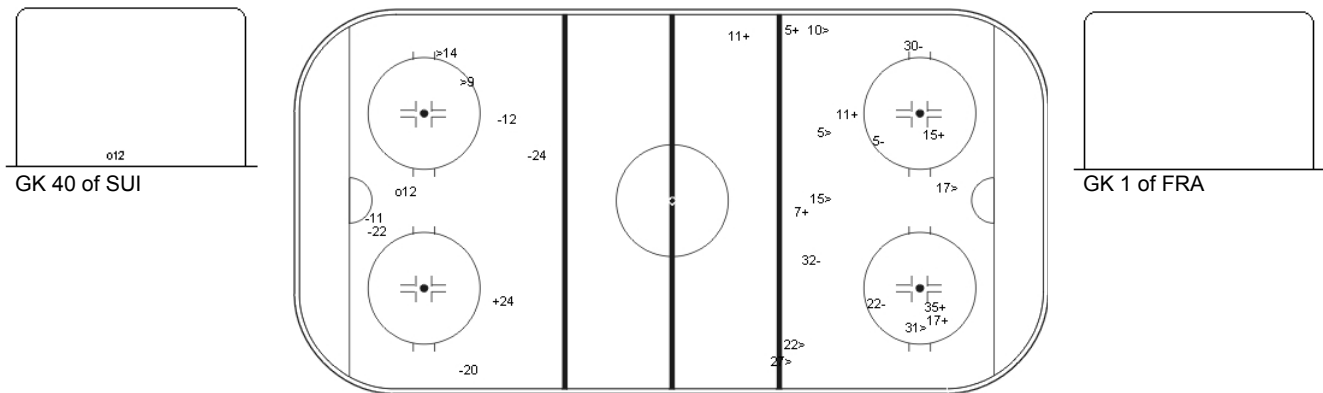
SUI - FRA



Shots by SUI
 Goals (o): 1 SSG(+): 13
 SSP(<): 7 SPG(-): 8

Period: 1

Shots by FRA
 Goals (o): 1 SSG(+): 6
 SSP(>): 1 SPG(-): 4



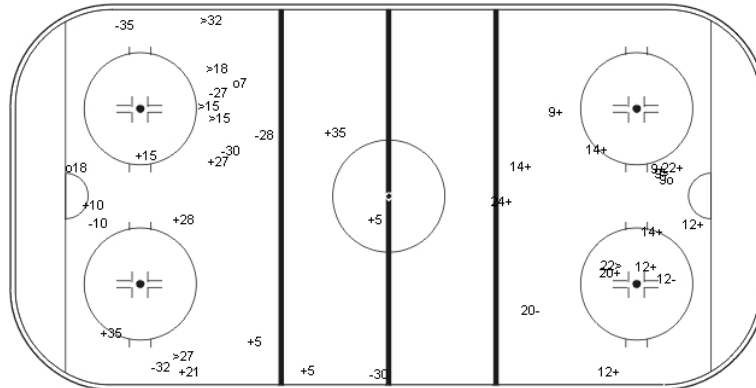
Shots by FRA
 Goals (o): 1 SSG(+): 1
 SSP(<): 2 SPG(-): 5

Period: 2

Shots by SUI
 Goals (o): 0 SSG(+): 7
 SSP(>): 7 SPG(-): 4



GK 1 of FRA



GK 40 of SUI

Shots by SUI
 Goals (o): 2 SSG(+): 10
 SSP(<): 5 SPG(-): 7

Period: 3

Shots by FRA
 Goals (o): 1 SSG(+): 11
 SSP(>): 2 SPG(-): 2

LEGEND

ENG Empty net goal
GK Goalkeeper

SPG Shots past goal
SSG Shots saved by goalkeeper

SSP Shots saved by player



ICE HOCKEY MEN, PRELIMINARY ROUND, GAME 4
 HOCKEY SUR GLACE HOMMES, TOUR PRELIMINAIRE, MATCH 4

E CENTER SAT 9 FEB 2002 / SAM 9 FEV 2002 START TIME / DÉBUT 21:00

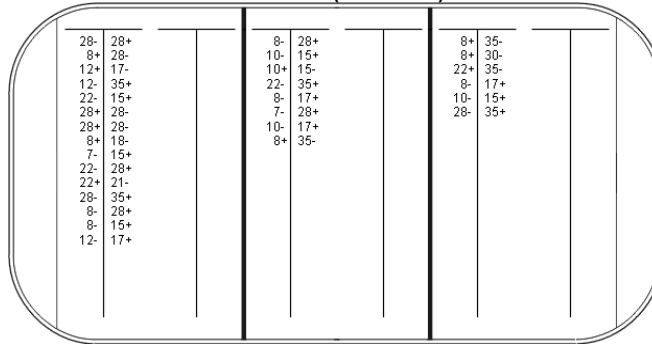
SUI - FRA

Face-off by FRA

Period: 1

	Won	Lost
DZ	6	9
MZ	2	6
AZ	3	3
Total	11	18

Period 1 (FRA - SUI)



Face-off by SUI

Period: 1

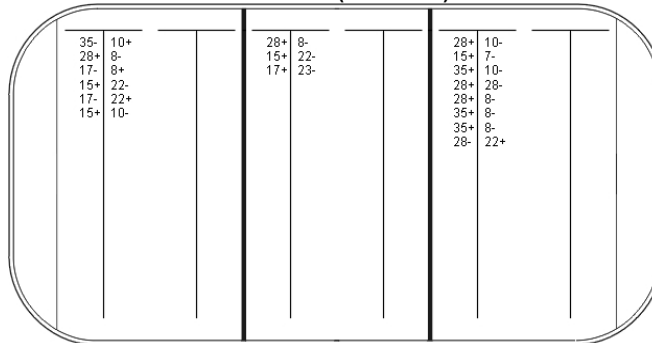
	Won	Lost
DZ	3	3
MZ	6	2
AZ	9	6
Total	18	11

Face-off by SUI

Period: 2

	Won	Lost
DZ	3	3
MZ	3	0
AZ	7	1
Total	13	4

Period 2 (SUI - FRA)



Face-off by FRA

Period: 2

	Won	Lost
DZ	1	7
MZ	0	3
AZ	3	3
Total	4	13

Game total

	Won	Lost
DZ	6	6
MZ	9	2
AZ	16	7
Total	31	15

Game total


	Won	Lost
DZ	7	16
MZ	2	9
AZ	6	6
Total	15	31

Face-off by FRA

Period: 3

	Won	Lost
DZ	3	4
MZ	3	9
AZ	2	4
Total	8	17

Period 3 (FRA - SUI)



Face-off by SUI

Period: 3

	Won	Lost
DZ	4	2
MZ	9	3
AZ	4	3
Total	17	8

Game total

	Won	Lost
DZ	10	20
MZ	5	18
AZ	8	10
Total	23	48

Game total

	Won	Lost
DZ	10	8
MZ	18	5
AZ	20	10
Total	48	23

LEGEND

AZ Attack zone

DZ Defensive zone

MZ Middle zone



ICE HOCKEY MEN, PRELIMINARY ROUND, GAME 5
HOCKEY SUR GLACE HOMMES, TOUR PRELIMINAIRE, MATCH 5

PEAKS SUN 10 FEB 2002 / DIM 10 FEV 2002 START TIME / DÉBUT 16:05

AUT - GER

Referee

Linesmen

HANSEN Scott (IIHF)

HAMALAINEN Antti (IIHF), NORRMAN Johan (IIHF)

Goalkeepers

Team: AUT	
No.	Name
31	DALPIAZ Claus
38	DIVIS Reinhard
25	SUTTIG Michael (EG)

Team: GER	
No.	Name
33	SELIGER Marc
47	KUNAST Christian

Team Line-ups

Team: AUT (RED)		
No.	Pos.	Name
4	D	UNTERLUGGAUER Gerhard
10	F	BRANDNER Christoph
26	F	WHEELDON Simon
32	D	LAKOS Andre
74	F	KALT Dieter
11	F	RESSMANN Gerald
12	F	TRATTNIG Matthias
29	F	PERTHALER Christian
47	D	ULRICH Martin
96	D	KASPER Peter
6	D	LAVOIE Joseph G D
9	D	SEARLE Thomas
15	F	SETZINGER Oliver
16	F	POCK Thomas
18	F	SALFI Kent
13	D	LUKAS Robert
21	F	SCHADEN Mario
22	F	HOHENBERGER Martin
24	F	LANZINGER Gunther
27	F	KROMP Wolfgang
Head Coach: KENNEDY Ron		

Team: GER (WHITE)		
No.	Pos.	Name
13	D	SCHUBERT Christoph
20	F	RUMRICH Jurgen
21	F	USTORF Stefan
36	D	GOLDMANN Erich
83	F	BENDA Jan
10	D	EHRHOFF Christian
41	D	KUNCE Daniel
48	F	SOCCIO Leonard
49	F	KATHAN Klaus
75	F	MORCZINIETZ Andreas
22	F	REICHEL Martin
26	F	KREUTZER Daniel
27	F	ABSTREITER Tobias
31	D	RENZ Andreas
84	D	SEIDENBERG Dennis
16	F	HYNES Wayne
18	F	LOTH Andreas
81	F	MACKAY Mark
Head Coach: ZACH Hans		

Group A

R	Team	G	W	T	L	GF:GA	PTS
1	GER	1	1	0	0	3:0	2
2	LAT	1	1	0	0	4:2	2
3	AUT	1	0	0	1	2:4	0
4	SVK	1	0	0	1	0:3	0

	AUT	GER	LAT	SVK
AUT		10 Sun/16:05	2:4	12 Tue/16:00
GER	10 Sun/16:05		12 Tue/19:00	3:0
LAT	4:2	12 Tue/19:00		10 Sun/19:00
SVK	12 Tue/16:00	0:3	10 Sun/19:00	

LEGEND

EG	Emergency goalkeeper	No.	Player number	R	Rank
G	Number of games played	Pos.	Position	T	Number of games tied
GA	Goals against		D - Defense	W	Number of games won
GF	Goals for		F - Forward		
L	Number of games lost	PTS	Points		



Referee	HANSEN Scott	Linesman	HAMALAINEN Antti	Goal Judge	SMITH David	Video GJ	OKOLICANY Juraj
Scorekeeper	SYKORA David	Linesman	NORRMAN Johan	Goal Judge	SMITH Murray	Game Timekeeper	BATEMAN Theresa
Sign. Manager B		Sign. Manager A		Sign. Scorekeeper		Sign. Referee	

Event	Abbreviation of the tournament (e.g. WSA, W18C, WWSB, or W20D...)	Abbreviation	Explanations of penalty abbreviations	Code
Place	Name of the city or the ice rink the games takes place			
Date	Date the games take place	ABUSE	Abuse of officials	01
Start	Time the beginning of the game is announced in the schedule	BD-CK	Body Checking (female hockey only)	02
Spectators	Number of spectators	BENCH	Bench Minor Penalty	03
Game No.	Number of the game announced in the schedule	BOARD	Boarding	04
Home Team (A)	Abbreviation of the home team (e.g. SUI, USA...)	BUT-E	Butt-Ending	05
Visiting Team (B)	Abbreviation of the visiting team (e.g. SUI, USA...)	CHARG	Charging	06
No.	Jersey number of the player (* = Starts the game)	CHE-B	Checking from behind	07
Family and given name	Name of the player, followed by comma, and given name(s); add BP = Best player of the game, C = Captain or A = Assistant Captain	CROSS	Cross-checking	08
(+BP+C/A)		DELAY	Delaying the game	09
Pos	Position (GK = Goalkeeper, EG = Emergency Goalkeeper, D = Defenseman, F = Forward)	DIS-N	Goal being deliberately knocked	10
L	Number of lineup (1 = first line, 2 = second line, 3 = third line, 4= fourth line)	ELBOW	Elbowing	11
SoG	Sum of shots on goal (shots saved by goalie plus scored goals) of this player	FISTI	Fisticuffs	12
#	Number of goal (- for missed penaltyshot)	GA-MI	Game misconduct penalty	13
Time	Time the goal is scored	GR-MI	Gross misconduct penalty	14
G	Jersey number of the player scoring the goal	HI-ST	High Sticking	15
A1	Jersey number of the first assist	HOLD	Holding	16
A2	Jersey number of the second assist	HOOK	Hooking	17
GS	Game situation (EQ = equal, PP1 = power play 5:4 or 4:3, PP2 = power play 5:3, SH1 = shorthanded 4:5 or 3:4, SH2 = shorthanded 3:5, PS = penalty shot, GWS = game winning shot)	HO-ST	Holding the stick	18
P1 P2 P3 P4 P5 P6	Positive participation (all players on ice of the goal scoring team)	IL-EQ	Illegal Equipment	19
N1 N2 N3 N4 N5 N6	Negative participation (all players on ice of the goal receiving team)	INTRF	Interference	20
Time	Time the penalty is called by the referee	KNEE	Kneeing	21
No.	Jersey number of the penalized player	MATCH	Match penalty	22
Offence	Abbreviation of penalty (explanation see next column)	MISC	Misconduct penalty	23
Start	Time the penalty starts	OTHER	Other Offences	24
End	Time the penalty ends	P-SHOT	Penalty shot	25
Team Manager	Name and given name of the team manager	ROUGH	Roughing	26
Head Coach	Name and given name of the head coach	SLASH	Slashing	27
Assistant Coach	Name and given name of the assistant coach	SPEAR	Spearing	28
Period	Period 1, 2, 3, OVT = overtime, GWS = game winning shots	TOO-M	Too many players on ice	29
Total	Total sum of all entries in the columns	TRIP	Tripping	30
G:A:B	Number of goals scored by team A : team B (depending on period)	UN-SP	Unsportsmanlike Conduct	31
SOG A:B	Number of shots on goal plus scored by team A : team B (depending on period)			
PIM A:B	Number of penalty minutes for team A : team B (depending on period)			
PPGF A:B	Number of power play goals scored by team A : team B (depending on period)			
SHGF A:B	Number of shorthanded goals scored by team A : team B (depending on period)			
GKA1	Sum of shots saved by the first goalie of team A (depending on period)			
GKA2	Sum of shots saved by the second goalie of team A (depending on period)			
EGA	Sum of shots saved by the emergency goalie of team A (depending on period)			
GKB1	Sum of shots saved by the first goalie of team B (depending on period)			
GKB2	Sum of shots saved by the second goalie of team B (depending on period)			
GKB	Sum of shots saved by the emergency goalie of team B (depending on period)			
GKA	Jersey numbers of the goalies of team A			
GKB	Jersey numbers of the goalies of team B			
MIP	Minutes in play for each goalie			
GA	Goals against for each goalie			
Start of game	Time the game really starts			
End of game	Time the game really ends			
Timeout A	Time the home team takes a 30 seconds timeout			
Timeout B	Time the visiting team takes a 30 seconds timeout			
Game Supervisor	Name of the game supervisor			
Time	Time the goalie comes in or goes out			
GKA	Jersey number of the goalie of team A coming in (- for leaving)			
GKB	Jersey number of the goalie of team B coming in (- for leaving)			
Referee	Name and given name of the referee for this game			
Scorekeeper	Name and given name of the scorekeeper for this game			
Linesman	Name and given name of the linesman for this game			
Goal Judge	Name and given name of the goal judge for this game			
Timekeeper	Name and given name of the timekeeper for this game			
Sign.	Signature of Referee, Scorekeeper, Manager of Team A and Manager of Team B			
A	Jersey number of the player of team A (Marked with * when he starts the game winning			
B	Jersey number of the player of team B (Marked with * when he starts the game winning			
GKA	Goalie of team A for this game winning shot			
GKB	Goalie of team B for this game winning shot			
GF:GA	Goals scored after this game winning shot of each team			

Time	GKA	GKB

Game Winning Shots

A	B	GKA	GKB	Score	A	B	GKA	GKB	Score	A	B	GKA	GKB	Score	A	B	GKA	GKB	Score	A	B	GKA	GKB	Score	

Notes:



ICE HOCKEY MEN, PRELIMINARY ROUND, GAME 5
 HOCKEY SUR GLACE HOMMES, TOUR PRELIMINAIRE, MATCH 5

PEAKS SUN 10 FEB 2002 / DIM 10 FEV 2002 START TIME / DÉBUT 16:05

AUT - GER 2-3 (0-2, 2-0, 0-1)

Spectators	Referee	Linesmen
6444	HANSEN Scott (IIHF)	HAMALAINEN Antti (IIHF), NORRMAN Johan (IIHF)

Team Statistics

Period	Score	SVS	SOG	PIM	TPP	PPG	SHG
1	0 : 2	10 : 5	5 : 12	4 : 2	2:00 : 4:00	0 : 0	0 : 0
2	2 : 0	6 : 8	10 : 6	6 : 4	3:26 : 6:00	1 : 0	0 : 0
3	0 : 1	3 : 16	16 : 4	4 : 6	4:00 : 0:38	0 : 0	0 : 0
Total	2 : 3	19 : 29	31 : 22	14 : 12	9:26 : 10:38	1 : 0	0 : 0

1st Period

Action	Time	ET/Res	Team	Type	No.	Name	(G) Name of Assistant(s) / Action Description
GK	00:00		AUT		38	DIVIS R	
GK	00:00		GER		33	SELIGER M	
Goal	01:21	0:1	GER	EQ	49	KATHAN K	(2) 48 SOCCIO L On ice AUT 38 9 11 12 29 96 41 KUNCE D GER 33 10 22 41 48 49
Penalty	05:53	07:53	AUT	2 min.	12	TRATTNIG M	-Highsticking
Penalty	08:12	10:12	GER	2 min.	13	SCHUBERT C	-Holding
Penalty	14:36	16:36	AUT	2 min.	32	LAKOS A	-Holding
Goal	19:14	0:2	GER	EQ	48	SOCCIO L	(1) 49 KATHAN K On ice AUT 38 15 16 18 47 96 75 MORCZINIETZ A GER 33 13 36 48 49 75

2nd Period

Action	Time	ET/Res	Team	Type	No.	Name	(G) Name of Assistant(s) / Action Description
GK	20:00		AUT		38	DIVIS R	
GK	20:00		GER		33	SELIGER M	
Penalty	21:54	23:20	GER	2 min.	41	KUNCE D	-Tripping
Goal	23:20	1:2	AUT	PP1	11	RESSMANN G	(1) 12 TRATTNIG M On ice AUT 38 4 11 12 29 32 29 PERTHALER C GER 33 16 31 36 81
Penalty	24:01	26:01	GER	2 min.	41	KUNCE D	-Interference
Penalty	28:32	30:32	AUT	2 min.	15	SETZINGER O	-Boarding
Penalty	31:22	33:22	AUT	2 min.	4	UNTERLUGGAUER G	-Holding
Penalty	36:13	38:13	AUT	2 min.	11	RESSMANN G	-Cross-checking
Goal	39:56	2:2	AUT	EQ	4	UNTERLUGGAUER G	(1) On ice AUT 38 4 10 26 32 74 GER 33 10 21 27 41 83

3rd Period

Action	Time	ET/Res	Team	Type	No.	Name	(G) Name of Assistant(s) / Action Description
GK	40:00		AUT		38	DIVIS R	
GK	40:00		GER		33	SELIGER M	
Penalty	43:47	45:47	GER	2 min.	84	SEIDENBERG D	-Interference
Penalty	47:49	49:49	AUT	2 min.	29	PERTHALER C	-Unsportsmanlike Conduct
Penalty	47:49	49:49	GER	2 min.	10	EHRHOFF C	-Cross-checking
Penalty	52:43	54:43	GER	2 min.	13	SCHUBERT C	-Cross-checking
Goal	58:46	2:3	GER	EQ	18	LOTH A	(1) 81 MACKAY M On ice AUT 38 10 11 26 47 96 GER 33 16 18 31 81 84
GK	58:55		AUT				38 DIVIS R-"Goalkeeper out"
Penalty	59:22	60:00	AUT	2 min.	47	ULRICH M	-Roughing
GK	59:22		AUT		38	DIVIS R	-"Goalkeeper in"
GK	59:33		AUT				38 DIVIS R-"Goalkeeper out"



Goalkeeper Records

Team: AUT - Austria			
No.	Goalkeepers	SOG	SVS
38	DIVIS Reinhard	22	19
31	DALPIAZ Claus	0	0

Team: GER - Germany			
No.	Goalkeepers	SOG	SVS
33	SELIGER Marc	31	29
47	KUNAST Christian	0	0

Shots & Plus-Minus

Team: AUT - Austria								
No.	Pos.	Player	1	2	3	OT	TS	+/-
4	D	UNTERLUGGAUER Gerha	1	2	1	0	4	1
10	F	BRANDNER Christoph	1	1	0	0	2	0
26	F	WHEELDON Simon	0	0	2	0	2	0
32	D	LAKOS Andre	0	0	1	0	1	1
74	F	KALT Dieter	0	1	2	0	3	1
11	F	RESSMANN Gerald	0	2	1	0	3	-2
12	F	TRATTNIG Matthias	1	0	3	0	4	-1
29	F	PERTHALER Christian	0	1	2	0	3	-1
47	D	ULRICH Martin	0	1	0	0	1	-2
96	D	KASPER Peter	0	0	0	0	0	-3
6	D	LAVOIE Joseph G D	0	1	1	0	2	0
9	D	SEARLE Thomas	0	0	1	0	1	-1
15	F	SETZINGER Oliver	0	1	0	0	1	-1
16	F	POCK Thomas	1	0	0	0	1	-1
18	F	SALFI Kent	0	0	0	0	0	-1
13	D	LUKAS Robert	0	0	0	0	0	0
21	F	SCHADEN Mario	1	0	0	0	1	0
22	F	HOHENBERGER Martin	0	0	2	0	2	0
24	F	LANZINGER Gunther	0	0	0	0	0	0
27	F	KROMP Wolfgang	0	0	0	0	0	0
TOTALS			5	10	16	0	31	
Head Coach: KENNEDY Ron								

Team: GER - Germany								
No.	Pos.	Player	1	2	3	OT	TS	+/-
13	D	SCHUBERT Christoph	0	1	0	0	1	1
20	F	RUMRICH Jurgen	1	0	0	0	1	0
21	F	USTORF Stefan	1	0	0	0	1	-1
36	D	GOLDMANN Erich	0	0	2	0	2	1
83	F	BENDA Jan	1	1	0	0	2	-1
10	D	EHRHOFF Christian	2	0	0	0	2	0
41	D	KUNCE Daniel	1	1	0	0	2	0
48	F	SOCCIO Leonard	2	0	0	0	2	2
49	F	KATHAN Klaus	2	1	0	0	3	2
75	F	MORCZINIETZ Andreas	0	1	0	0	1	1
22	F	REICHEL Martin	0	0	0	0	0	1
26	F	KREUTZER Daniel	0	0	1	0	1	0
27	F	ABSTREITER Tobias	0	0	0	0	0	-1
31	D	RENZ Andreas	0	0	0	0	0	1
84	D	SEIDENBERG Dennis	0	1	0	0	1	1
16	F	HYNES Wayne	2	0	0	0	2	1
18	F	LOTH Andreas	0	0	1	0	1	1
81	F	MACKAY Mark	0	0	0	0	0	1
TOTALS			12	6	4	0	22	
Head Coach: ZACH Hans								

Group A

R	Team	GP	W	T	L	GF:GA	PTS
1	GER	2	2	0	0	6:2	4
2	LAT	1	1	0	0	4:2	2
3	AUT	2	0	0	2	4:7	0
4	SVK	1	0	0	1	0:3	0

	AUT	GER	LAT	SVK
AUT		2:3	2:4	12 FEB/16:00
GER	3:2		12 FEB/19:00	3:0
LAT	4:2	12 FEB/19:00		10 FEB/19:00
SVK	12 FEB/16:00	0:3	10 FEB/19:00	

LEGEND


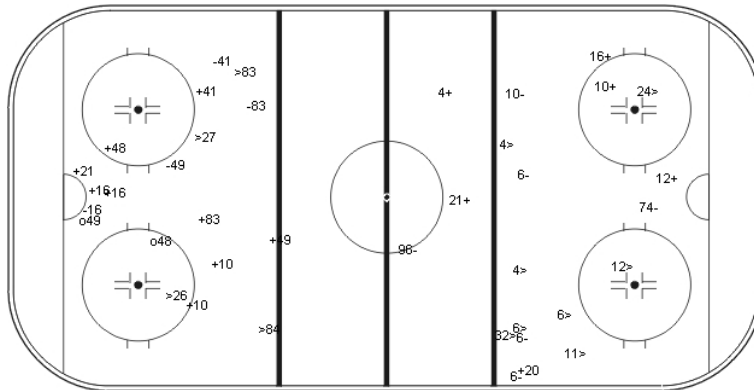
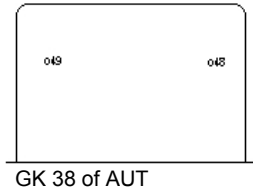
ET/Res	Penalty end time/Result of game	OT	Overtime	SH1	Shorthanded - 1 player
ENG	Empty net goal	Pen.	Penalty	SH2	Shorthanded - 2 players
EQ	Equal strength	PIM	Penalties in minutes	SHG	Shorthanded goals
(G)	Number of goals in tournament	Pos.	Position	SOG	Shots on goal
GA	Goals against		D - Defense	SSG	Shots saved by goalkeeper
GF	Goals for		F - Forward	SVS	Saves
GK	Goalkeeper	PP1	Power play - 1 player	T	Number of games tied
GP	Number of games played	PP2	Power play - 2 players	TS	Total shots by player
GWS	Game winning shot	PPG	Power play goals	TPP	Time on power play
L	Number of games lost	PS	Penalty shot	W	Number of games won
No.	Player number	PTS	Points		
+/-	Net result of positive and negative participation				



ICE HOCKEY MEN, PRELIMINARY ROUND, GAME 5
 HOCKEY SUR GLACE HOMMES, TOUR PRELIMINAIRE, MATCH 5

PEAKS SUN 10 FEB 2002 / DIM 10 FEV 2002 START TIME / DÉBUT 16:05


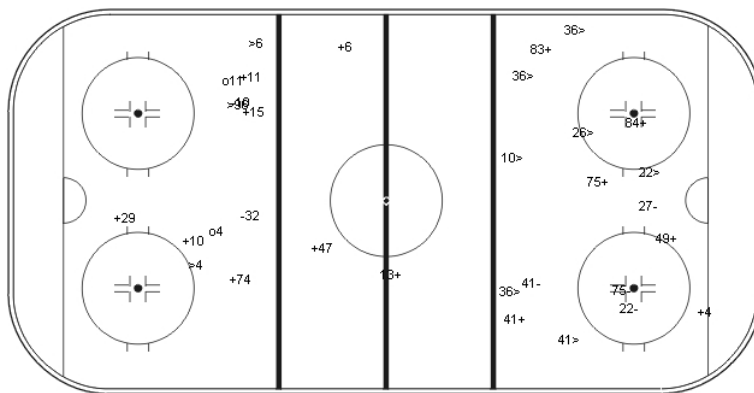
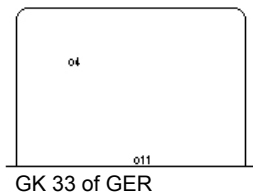
AUT - GER



Shots by GER
 Goals (o): 2 SSG(+): 10
 SSP(<): 4 SPG(-): 4

Period: 1

Shots by AUT
 Goals (o): 0 SSG(+): 5
 SSP(>): 8 SPG(-): 6



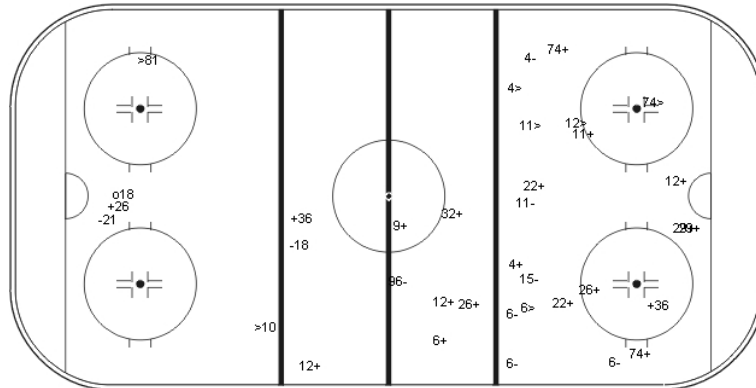
Shots by AUT
 Goals (o): 2 SSG(+): 8
 SSP(<): 3 SPG(-): 2

Period: 2

Shots by GER
 Goals (o): 0 SSG(+): 6
 SSP(>): 7 SPG(-): 4



GK 38 of AUT



GK 33 of GER

Shots by GER
 Goals (o): 1 SSG(+): 3
 SSP(<): 2 SPG(-): 2

Period: 3

Shots by AUT
 Goals (o): 0 SSG(+): 16
 SSP(>): 5 SPG(-): 7

LEGEND

ENG Empty net goal
GK Goalkeeper

SPG Shots past goal
SSG Shots saved by goalkeeper

SSP Shots saved by player



ICE HOCKEY MEN, PRELIMINARY ROUND, GAME 5
 HOCKEY SUR GLACE HOMMES, TOUR PRELIMINAIRE, MATCH 5

PEAKS SUN 10 FEB 2002 / DIM 10 FEV 2002 START TIME / DÉBUT 16:05


AUT - GER

Face-off by AUT

Period: 1

	Won	Lost
DZ	4	2
MZ	5	5
AZ	4	3
Total	13	10

Period 1 (AUT - GER)



Face-off by GER

Period: 1

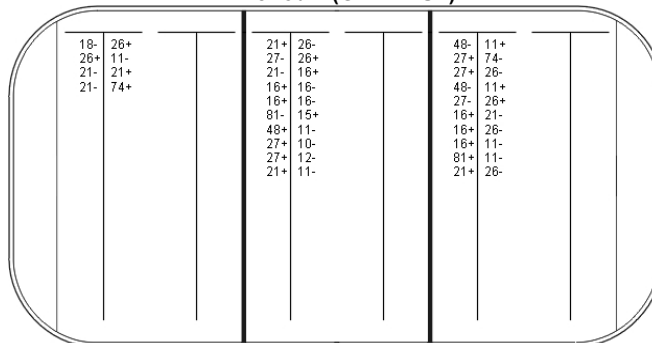
	Won	Lost
DZ	3	4
MZ	5	5
AZ	2	4
Total	10	13

Face-off by GER

Period: 2

	Won	Lost
DZ	1	3
MZ	7	3
AZ	7	3
Total	15	9

Period 2 (GER - AUT)



Face-off by AUT

Period: 2

	Won	Lost
DZ	3	7
MZ	3	7
AZ	3	1
Total	9	15

Game total

	Won	Lost
DZ	4	7
MZ	12	8
AZ	9	7
Total	25	22

Game total


	Won	Lost
DZ	7	9
MZ	8	12
AZ	7	4
Total	22	25

Face-off by AUT

Period: 3

	Won	Lost
DZ	3	3
MZ	4	6
AZ	5	7
Total	12	16

Period 3 (AUT - GER)



Face-off by GER

Period: 3

	Won	Lost
DZ	7	5
MZ	6	4
AZ	3	3
Total	16	12

Game total

	Won	Lost
DZ	10	12
MZ	12	18
AZ	12	11
Total	34	41

Game total

	Won	Lost
DZ	11	12
MZ	18	12
AZ	12	10
Total	41	34

LEGEND

AZ Attack zone

DZ Defensive zone

MZ Middle zone



ICE HOCKEY MEN, PRELIMINARY ROUND, GAME 6
HOCKEY SUR GLACE HOMMES, TOUR PRELIMINAIRE, MATCH 6

E CENTER SUN 10 FEB 2002 / DIM 10 FEV 2002 START TIME / DÉBUT 19:00

LAT - SVK

Referee

RADBJER Ulf (IIHF)

Linesmen

KULAKOV Sergei (IIHF), SHELYANIN Sergei (IIHF)

Goalkeepers

Team: LAT	
No.	Name
30	NAUMOVŠ Sergejs
32	MASALSKIS Edgars

Team: SVK	
No.	Name
25	LASAK Jan
29	RYBAR Pavol
31	STANA Rastislav (EG)

Team Line-ups

Team: LAT (WHITE)		
No.	Pos.	Name
8	F	FANDULS Vyacheslavs
9	F	BELAVSKIS Aleksandrs
18	D	OZOLINSH Sandis
21	F	KERCS Aleksandrs
23	D	TRIBUNCOVS Atvars
2	D	LAVINS Rodrigo
7	D	SKRASTINS Karlis
12	F	MACIJEVSKIS Aleksandrs
17	F	NIZIVIJS Aleksandrs
29	F	CIPRUSS Aigars
3	D	IGNATJEVS Viktors
5	D	BONDAREVS Igors
13	F	PANTELEJEVS Grigorijs
14	F	TAMBIJEVS Leonids
20	F	VITOLINS Harijs
11	F	SENINS Sergejs
15	D	ASTASENKO Kaspars
22	D	SOROKINS Olegs
27	F	SEMJONOVŠ Aleksandrs
28	D	MATICINS Andrejs
Head Coach: LINDSTROM Curt		

Team: SVK (BLUE)		
No.	Pos.	Name
15	F	STUMPEL Jozef
17	D	VISNOVSKY Lubomir
19	F	PAVLIKOVSKY Rastislav
41	D	LINTNER Richard
81	F	HOSSA Marian
4	D	SMREK Peter
5	D	OBSUT Jaroslav
23	F	BARTECKO Lubos
38	F	DEMITRA Pavol
39	F	PETROVICKY Robert
22	D	MAJESKY Ivan
24	F	PARDAVY Jan
42	F	SECHNY Richard
50	D	PAVLIKOVSKY Richard
72	F	TOROK Jaroslav
30	F	KAPUS Richard
Head Coach: FILC Jan		

Group A

R	Team	G	W	T	L	GF:GA	PTS
1	GER	2	2	0	0	6 : 2	4
2	LAT	1	1	0	0	4 : 2	2
3	AUT	2	0	0	2	4 : 7	0
4	SVK	1	0	0	1	0 : 3	0

	AUT	GER	LAT	SVK
AUT		2:3	2:4	12 Tue/16:00
GER	3:2		12 Tue/19:00	3:0
LAT	4:2	12 Tue/19:00		10 Sun/19:00
SVK	12 Tue/16:00	0:3	10 Sun/19:00	

LEGEND

EG	Emergency goalkeeper	No.	Player number	R	Rank
G	Number of games played	Pos.	Position	T	Number of games tied
GA	Goals against		D - Defense	W	Number of games won
GF	Goals for		F - Forward		
L	Number of games lost	PTS	Points		



ICE HOCKEY MEN, PRELIMINARY ROUND, GAME 6
HOCKEY SUR GLACE HOMMES, TOUR PRELIMINAIRE, MATCH 6

E CENTER SUN 10 FEB 2002 / DIM 10 FEV 2002 START TIME / DÉBUT 19:00

LAT - SVK 6-6 (2-2, 2-4, 2-0)

Spectators	Referee	Linesmen
8377	RADBJER Ulf (IIHF)	KULAKOV Sergei (IIHF), SHELYANIN Sergei (IIHF)

Team Statistics

Period	Score	SVS	SOG	PIM	TPP	PPG	SHG
1	2 : 2	8 : 5	7 : 10	2 : 6	3:26 : 2:00	1 : 0	0 : 0
2	2 : 4	9 : 7	9 : 13	8 : 4	2:56 : 4:26	0 : 2	0 : 0
3	2 : 0	12 : 6	8 : 12	2 : 2	1:09 : 2:00	1 : 0	0 : 0
Total	6 : 6	29 : 18	24 : 35	12 : 12	7:31 : 8:26	2 : 2	0 : 0

1st Period

Action	Time	ET/Res	Team	Type	No.	Name	(G) Name of Assistant(s) / Action Description
GK	00:00		LAT		30	NAUMOV S	
GK	00:00		SVK		29	RYBAR P	
Goal	00:11	0:1	SVK	EQ	15	STUMPEL J	(1) 41 LINTNER R 17 VISNOVSKY L On ice LAT 30 8 9 18 21 23 SVK 29 15 17 19 41 81
Penalty	06:17	06:39	SVK	2 min.	42	SECHNY R	-Tripping
Goal	06:39	1:1	LAT	PP1	8	FANDULS V	(2) 18 OZOLINSH S On ice LAT 30 8 9 18 21 28 SVK 29 15 17 41 81
Goal	08:23	1:2	SVK	EQ	24	PARDAVY J	(1) 22 MAJESKY I On ice LAT 30 2 8 11 18 21 SVK 29 22 24 42 50 72
Goal	11:45	2:2	LAT	EQ	17	NIZIVIJS A	(1) 18 OZOLINSH S On ice LAT 30 12 17 18 23 29 SVK 29 4 5 23 38 39
Penalty	12:06	14:06	SVK	2 min.	22	MAJESKY I	-Holding the stick
Penalty	15:09	17:09	LAT	2 min.	14	TAMBIJEVS L	-Tripping
Penalty	18:56	20:56	SVK	2 min.	39	PETROVICKY R	-Hooking

2nd Period

Action	Time	ET/Res	Team	Type	No.	Name	(G) Name of Assistant(s) / Action Description
GK	20:00		LAT		30	NAUMOV S	
GK	20:00		SVK		29	RYBAR P	
Goal	25:02	3:2	LAT	EQ	12	MACIJEVSKIS A	(1) 29 CIPRUSS A 17 NIZIVIJS A On ice LAT 30 3 5 12 17 29 SVK 29 22 24 42 50 72
GK	25:02		SVK		25	LASAK J	"Goalkeeper in" 29 RYBAR P-"Goalkeeper out"
Goal	25:37	3:3	SVK	EQ	81	HOSSA M	(1) 15 STUMPEL J On ice LAT 30 13 14 18 23 27 SVK 25 15 17 19 41 81
Penalty	26:14	28:13	LAT	2 min.	2	LAVINS R	-Holding the stick
Penalty	27:28	29:28	LAT	2 min.	13	PANTELEJEVS G	-Holding the stick
Goal	28:13	3:4	SVK	PP2	17	VISNOVSKY L	(1) 38 DIMITRA P On ice LAT 30 3 9 18 SVK 25 15 17 38 39 41
Penalty	29:20	31:20	LAT	2 min.	9	BELAVSKIS A	-Unsportsmanlike Conduct
Penalty	29:20	31:20	SVK	2 min.	38	DEMITRA P	-Unsportsmanlike Conduct
Penalty	32:08	33:20	LAT	2 min.	3	IGNATJEVS V	-Elbowing
Goal	33:20	3:5	SVK	PP1	39	PETROVICKY R	(1) 81 HOSSA M 19 PAVLIKOVSKY R On ice LAT 30 7 13 14 23 SVK 25 17 19 39 41 81
Penalty	34:01	36:01	SVK	2 min.	42	SECHNY R	-Tripping
Goal	38:20	3:6	SVK	EQ	38	DEMITRA P	(1) 39 PETROVICKY R On ice LAT 30 2 7 8 9 21 SVK 25 4 5 23 38 39
Goal	39:56	4:6	LAT	EQ	12	MACIJEVSKIS A	(2) 18 OZOLINSH S On ice LAT 30 12 17 18 23 29 SVK 25 22 24 30 50 72



3rd Period

Action	Time	ET/Res	Team	Type	No.	Name	(G)	Name of Assistant(s)	Action Description
GK	40:00		LAT		30	NAUMOV S			
GK	40:00		SVK		25	LASAK J			
Goal	44:45	5:6	LAT	EQ	9	BELAVSKIS A	(1)	27 SEMJONOV A	On ice LAT 30 3 5 9 13 27 SVK 25 15 17 19 41 81
Penalty	46:34	47:43	SVK	2 min.	-	Team penalty			-Too many players on the ice
Goal	47:43	6:6	LAT	PP1	23	TRIBUNCOVS A	(1)	18 OZOLINSH S 29 CIPRUSS A	On ice LAT 30 12 17 18 23 29 SVK 25 4 5 24 38
Penalty	48:49	50:49	LAT	2 min.	21	KERCS A			-Elbowing
GK	59:25		SVK						25 LASAK J-"Goalkeeper out"

Goalkeeper Records

Team: LAT - Latvia			
No.	Goalkeepers	SOG	SVS
30	NAUMOV S Sergejs	35	29
32	MASALSKIS Edgars	0	0

Team: SVK - Slovakia			
No.	Goalkeepers	SOG	SVS
25	LASAK Jan	14	11
29	RYBAR Pavol	10	7

Shots & Plus-Minus

Team: LAT - Latvia									
No.	Pos.	Player	1	2	3	OT	TS	+/-	
8	F	FANDULS Vyacheslavs	1	1	1	0	3	-3	
9	F	BELAVSKIS Aleksandrs	0	0	1	0	1	-1	
18	D	OZOLINSH Sandis	0	3	0	0	3	-1	
21	F	KERCS Aleksandrs	1	1	0	0	2	-3	
23	D	TRIBUNCOVS Atvars	0	0	1	0	1	0	
2	D	LAVINS Rodrigo	0	0	0	0	0	-2	
7	D	SKRASTINS Karlis	1	0	0	0	1	-1	
12	F	MACIJEVSKIS Aleksandrs	0	2	1	0	3	3	
17	F	NIZIVIJS Aleksandrs	1	0	0	0	1	3	
29	F	CIPRUSS Aigars	0	1	1	0	2	3	
3	D	IGNATJEVS Viktors	0	0	1	0	1	2	
5	D	BONDAREVS Igors	0	0	0	0	0	2	
13	F	PANTELEJEVS Grigorijs	0	0	1	0	1	0	
14	F	TAMBIJEVS Leonids	2	0	1	0	3	-1	
20	F	VITOLINS Harijs	0	0	0	0	0	0	
11	F	SENINS Sergejs	0	0	0	0	0	-1	
15	D	ASTASENKO Kaspars	0	0	0	0	0	0	
22	D	SOROKINS Olegs	0	0	0	0	0	0	
27	F	SEMJONOV Aleksandrs	0	1	0	0	1	0	
28	D	MATICINS Andrejs	1	0	0	0	1	0	
TOTALS			7	9	8	0	24		

Head Coach: LINDSTROM Curt

Team: SVK - Slovakia									
No.	Pos.	Player	1	2	3	OT	TS	+/-	
15	F	STUMPEL Jozef	1	0	0	0	1	1	
17	D	VISNOVSKY Lubomir	0	1	1	0	2	1	
19	F	PAVLIKOVSKY Rastislav	0	1	0	0	1	1	
41	D	LINTNER Richard	2	0	1	0	3	1	
81	F	HOSSA Marian	0	2	2	0	4	1	
4	D	SMREK Peter	0	0	0	0	0	0	
5	D	OBSUT Jaroslav	1	1	2	0	4	0	
23	F	BARTECKO Lubos	1	1	2	0	4	0	
38	F	DEMITRA Pavol	1	4	4	0	9	0	
39	F	PETROVICKY Robert	1	1	0	0	2	0	
22	D	MAJESKY Ivan	1	0	0	0	1	-1	
24	F	PARDAVY Jan	1	0	0	0	1	-1	
42	F	SECHNY Richard	0	1	0	0	1	0	
50	D	PAVLIKOVSKY Richard	0	0	0	0	0	-1	
72	F	TOROK Jaroslav	1	1	0	0	2	-1	
30	F	KAPUS Richard	0	0	0	0	0	-1	
TOTALS			10	13	12	0	35		

Head Coach: FILC Jan

Group A

R	Team	GP	W	T	L	GF:GA	PTS
1	GER	2	2	0	0	6:2	4
2	LAT	2	1	1	0	10:8	3
3	SVK	2	0	1	1	6:9	1
4	AUT	2	0	0	2	4:7	0

	AUT	GER	LAT	SVK
AUT		2:3	2:4	12 FEB/16:00
GER	3:2		12 FEB/19:00	3:0
LAT	4:2	12 FEB/19:00		6:6
SVK	12 FEB/16:00	0:3	6:6	



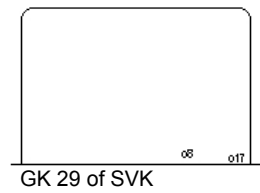
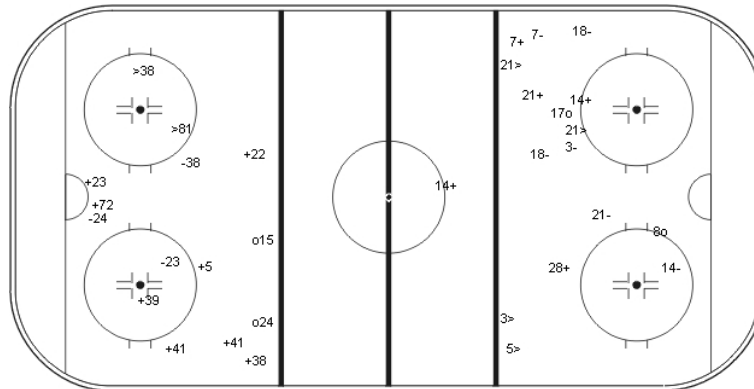
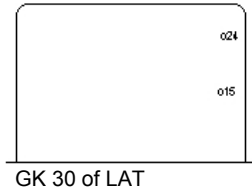
LEGEND		
ET/Res	Penalty end time/Result of game	OT Overtime
ENG	Empty net goal	Pen. Penalty
EQ	Equal strength	PIM Penalties in minutes
(G)	Number of goals in tournament	Pos. Position
GA	Goals against	D - Defense
GF	Goals for	F - Forward
GK	Goalkeeper	PP1 Power play - 1 player
GP	Number of games played	PP2 Power play - 2 players
GWS	Game winning shot	PPG Power play goals
L	Number of games lost	PS Penalty shot
No.	Player number	PTS Points
+/-	Net result of positive and negative participation	SH1 Shorthanded - 1 player
		SH2 Shorthanded - 2 players
		SHG Shorthanded goals
		SOG Shots on goal
		SSG Shots saved by goalkeeper
		SVS Saves
		T Number of games tied
		TS Total shots by player
		TPP Time on power play
		W Number of games won



ICE HOCKEY MEN, PRELIMINARY ROUND, GAME 6
 HOCKEY SUR GLACE HOMMES, TOUR PRELIMINAIRE, MATCH 6

E CENTER SUN 10 FEB 2002 / DIM 10 FEV 2002 START TIME / DÉBUT 19:00

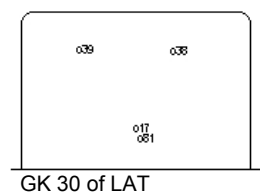
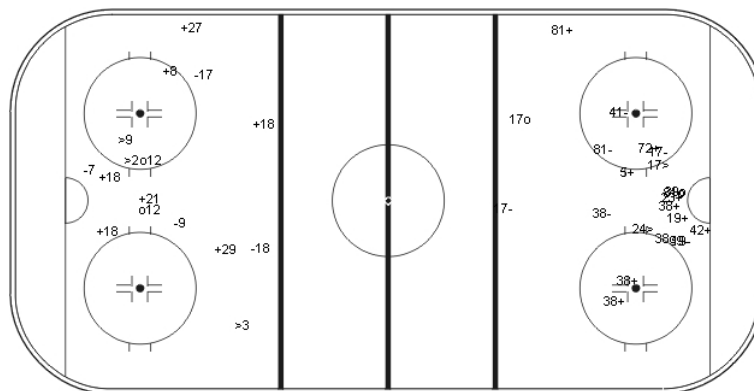
LAT - SVK



Shots by SVK
 Goals (o): 2 SSG(+): 8
 SSP(<): 2 SPG(-): 3

Period: 1

Shots by LAT
 Goals (o): 2 SSG(+): 5
 SSP(>): 4 SPG(-): 6



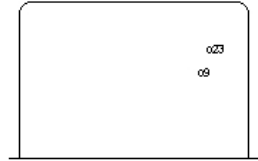
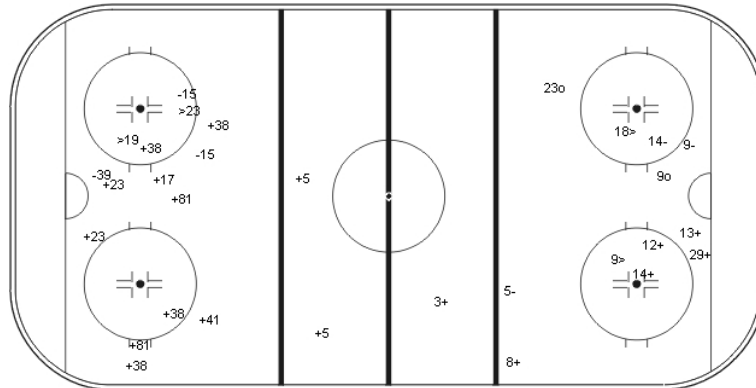
Shots by LAT
 Goals (o): 2 SSG(+): 7
 SSP(<): 3 SPG(-): 4

Period: 2

Shots by SVK
 Goals (o): 4 SSG(+): 9
 SSP(>): 2 SPG(-): 7



GK 30 of LAT



GK 25 of SVK

Shots by SVK
 Goals (0): 0 SSG(+): 12
 SSP(<): 2 SPG(-): 3

Period: 3

Shots by LAT
 Goals (0): 2 SSG(+): 6
 SSP(>): 2 SPG(-): 3

LEGEND

ENG Empty net goal
GK Goalkeeper

SPG Shots past goal
SSG Shots saved by goalkeeper

SSP Shots saved by player



ICE HOCKEY MEN, PRELIMINARY ROUND, GAME 6
 HOCKEY SUR GLACE HOMMES, TOUR PRELIMINAIRE, MATCH 6

E CENTER SUN 10 FEB 2002 / DIM 10 FEV 2002 START TIME / DÉBUT 19:00

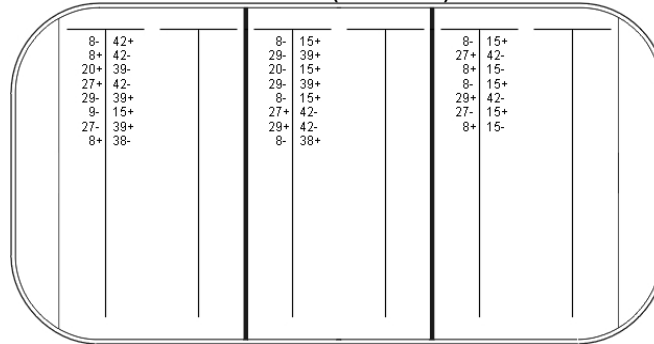
LAT - SVK

Face-off by LAT

Period: 1

	Won	Lost
DZ	4	4
MZ	2	6
AZ	4	3
Total	10	13

Period 1 (LAT - SVK)



Face-off by SVK

Period: 1

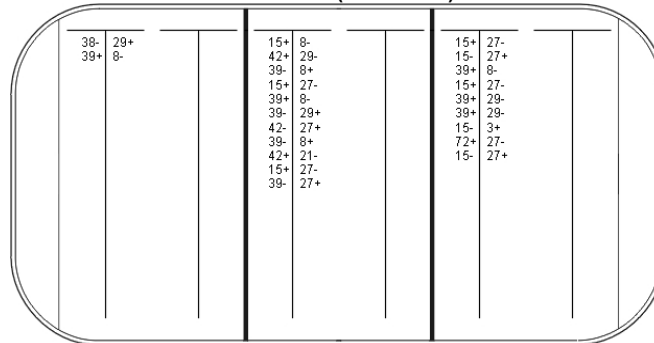
	Won	Lost
DZ	3	4
MZ	6	2
AZ	4	4
Total	13	10

Face-off by SVK

Period: 2

	Won	Lost
DZ	1	1
MZ	6	5
AZ	6	3
Total	13	9

Period 2 (SVK - LAT)



Face-off by LAT

Period: 2

	Won	Lost
DZ	3	6
MZ	5	6
AZ	1	1
Total	9	13

Game total

	Won	Lost
DZ	4	5
MZ	12	7
AZ	10	7
Total	26	19

Game total


	Won	Lost
DZ	7	10
MZ	7	12
AZ	5	4
Total	19	26

Face-off by LAT

Period: 3

	Won	Lost
DZ	6	2
MZ	4	9
AZ	3	4
Total	13	15

Period 3 (LAT - SVK)



Face-off by SVK

Period: 3

	Won	Lost
DZ	4	3
MZ	9	4
AZ	2	6
Total	15	13

Game total

	Won	Lost
DZ	13	12
MZ	11	21
AZ	8	8
Total	32	41

Game total

	Won	Lost
DZ	8	8
MZ	21	11
AZ	12	13
Total	41	32

LEGEND

AZ Attack zone

DZ Defensive zone

MZ Middle zone



ICE HOCKEY MEN, PRELIMINARY ROUND, GAME 7
HOCKEY SUR GLACE HOMMES, TOUR PRELIMINAIRE, MATCH 7

E CENTER MON 11 FEB 2002 / LUN 11 FEV 2002 START TIME / DÉBUT 16:05

UKR - SUI

Referee

ACHESON Kevin (IIHF)

Linesmen

BLUMEL Petr (IIHF), GAROFALO James (IIHF)

Goalkeepers

Team: UKR	
No.	Name
1	SIMCHUK Kostyantyn
20	KARPENKO Igor

Team: SUI	
No.	Name
26	GERBER Martin
40	AEBISCHER David
41	WEIBEL Lars (EG)

Team Line-ups

Team: UKR (BLUE)		
No.	Pos.	Name
9	F	SLIVCHENKO Vadym
14	D	SHYRYAEV Valeriy
16	F	CHYBIREV Igor
23	F	SALNIKOV Roman
29	D	TIMCHENKO Vyacheslav
2	D	GUNKO Yuriy
3	D	KLYMENTIEV Sergiy
10	F	SHAKHRAICHUK Vadym
15	F	LYTVYENENKO Vitaliy
25	F	SAVENKO Bogdan
6	D	SRYUBKO Andriy
11	F	FEDOTENKO Ruslan
12	D	TOLKOUNOV Dmitri
17	F	VARLAMOV Sergei
26	F	PONIKAROVSKY Oleksiy
7	F	BOBROVNIKOV Vasyi
21	F	OLETSKY Valentyn
24	F	SIEROV Vladislav
30	D	ZAVALNYUK Vyacheslav
Head Coach: BOGDANOV Anatoliy		

Team: SUI (WHITE)		
No.	Pos.	Name
5	D	SUTTER Patrick
18	F	ROTHELI Andre
19	F	AESCHLIMANN Jean-Jacques
27	D	SALIS Edgar
35	F	JEANNIN Sandy
7	D	STREIT Mark
12	F	DELLA ROSSA Patric
21	F	FISCHER Patrick
22	D	KELLER Olivier
28	F	PLUSS Martin
10	D	HOHENER Martin
11	D	STEINEGGER Martin
15	F	von ARX Reto
32	F	RUTHEMANN Ivo
37	F	CHRISTEN Bjorn
3	D	VAUCLAIR Julien
17	F	CRAMERI Gian-Marco
30	F	JENNI Marcel
31	D	SEGER Mathias
Head Coach: KRUEGER Ralph		

Group B

R	Team	G	W	T	L	GF:GA	PTS
1	BLR	1	1	0	0	1:0	2
2	FRA	1	0	1	0	3:3	1
2	SUI	1	0	1	0	3:3	1
4	UKR	1	0	0	1	0:1	0

	BLR	FRA	SUI	UKR
BLR		11 Mon/19:00	13 Wed/16:05	1:0
FRA	11 Mon/19:00		3:3	13 Wed/19:00
SUI	13 Wed/16:05	3:3		11 Mon/16:05
UKR	0:1	13 Wed/19:00	11 Mon/16:05	

LEGEND

EG	Emergency goalkeeper	No.	Player number	R	Rank
G	Number of games played	Pos.	Position	T	Number of games tied
GA	Goals against		D - Defense	W	Number of games won
GF	Goals for		F - Forward		
L	Number of games lost	PTS	Points		



Referee	ACHESON Kevin	Linesman	BLUMEL Petr	Goal Judge	GREEN Bill	Video GJ	OKOLICANY Juraj
Scorekeeper	HOY Tom	Linesman	GAROFALO James	Goal Judge	SHEGRUD Bob	Game Timekeeper	FLETCHER Cheryl
Sign. Manager B		Sign. Manager A		Sign. Scorekeeper		Sign. Referee	

Event	Description	Abbreviation	Explanations of penalty abbreviations	Code
Place	Abbreviation of the tournament (e.g. WSA, W18C, WWSB, or W20D...)			
Date	Name of the city or the ice rink the games takes place			
Start	Date the games take place	ABUSE	Abuse of officials	01
Spectators	Time the beginning of the game is announced in the schedule	BD-CK	Body Checking (female hockey only)	02
Game No.	Number of spectators	BENCH	Bench Minor Penalty	03
	Number of the game announced in the schedule	BOARD	Boarding	04
Home Team (A)	Abbreviation of the home team (e.g. SUI, USA...)	BUT-E	Butt-Ending	05
Visiting Team (B)	Abbreviation of the visiting team (e.g. SUI, USA...)	CHARG	Charging	06
No.	Jersey number of the player (* = Starts the game)	CHE-B	Checking from behind	07
Family and given name	Name of the player, followed by comma, and given name(s); add BP = Best player of the game, C = Captain or A = Assistant Captain	CROSS	Cross-checking	08
(+BP+C/A)		DELAY	Delaying the game	09
Pos	Position (GK = Goalkeeper, EG = Emergency Goalkeeper, D = Defenseman, F = Forward)	DIS-N	Goal being deliberately knocked	10
L	Number of lineup (1 = first line, 2 = second line, 3 = third line, 4= fourth line)	ELBOW	Elbowing	11
SoG	Sum of shots on goal (shots saved by goalie plus scored goals) of this player	FISTI	Fisticuffs	12
#	Number of goal (- for missed penaltyshot)	GA-MI	Game misconduct penalty	13
Time	Time the goal is scored	GR-MI	Gross misconduct penalty	14
G	Jersey number of the player scoring the goal	HI-ST	High Sticking	15
A1	Jersey number of the first assist	HOLD	Holding	16
A2	Jersey number of the second assist	HOOK	Hooking	17
GS	Game situation (EQ = equal, PP1 = power play 5:4 or 4:3, PP2 = power play 5:3, SH1 = shorthanded 4:5 or 3:4, SH2 = shorthanded 3:5, PS = penalty shot, GWS = game winning shot)	HO-ST	Holding the stick	18
P1 P2 P3 P4 P5 P6	Positive participation (all players on ice of the goal scoring team)	IL-EQ	Illegal Equipment	19
N1 N2 N3 N4 N5 N6	Negative participation (all players on ice of the goal receiving team)	INTRF	Interference	20
Time	Time the penalty is called by the referee	KNEE	Kneeing	21
No.	Jersey number of the penalized player	MATCH	Match penalty	22
Offence	Abbreviation of penalty (explanation see next column)	MISC	Misconduct penalty	23
Start	Time the penalty starts	OTHER	Other Offences	24
End	Time the penalty ends	P-SHOT	Penalty shot	25
Team Manager	Name and given name of the team manager	ROUGH	Roughing	26
Head Coach	Name and given name of the head coach	SLASH	Slashing	27
Assistant Coach	Name and given name of the assistant coach	SPEAR	Spear	28
Period	Period 1, 2, 3, OVT = overtime, GWS = game winning shots	TOO-M	Too many players on ice	29
Total	Total sum of all entries in the columns	TRIP	Tripping	30
G:A:B	Number of goals scored by team A : team B (depending on period)	UN-SP	Unsportsmanlike Conduct	31
SOG A:B	Number of shots on goal plus scored by team A : team B (depending on period)			
PIM A:B	Number of penalty minutes for team A : team B (depending on period)			
PPGF A:B	Number of power play goals scored by team A : team B (depending on period)			
SHGF A:B	Number of shorthanded goals scored by team A : team B (depending on period)			
GKA1	Sum of shots saved by the first goalie of team A (depending on period)			
GKA2	Sum of shots saved by the second goalie of team A (depending on period)			
EGA	Sum of shots saved by the emergency goalie of team A (depending on period)			
GKB1	Sum of shots saved by the first goalie of team B (depending on period)			
GKB2	Sum of shots saved by the second goalie of team B (depending on period)			
EGB	Sum of shots saved by the emergency goalie of team B (depending on period)			
GKA	Jersey numbers of the goalies of team A			
GKB	Jersey numbers of the goalies of team B			
MIP	Minutes in play for each goalie			
GA	Goals against for each goalie			
Start of game	Time the game really starts			
End of game	Time the game really ends			
Timeout A	Time the home team takes a 30 seconds timeout			
Timeout B	Time the visiting team takes a 30 seconds timeout			
Game Supervisor	Name of the game supervisor			
Time	Time the goalie comes in or goes out			
GKA	Jersey number of the goalie of team A coming in (- for leaving)			
GKB	Jersey number of the goalie of team B coming in (- for leaving)			
Referee	Name and given name of the referee for this game			
Scorekeeper	Name and given name of the scorekeeper for this game			
Linesman	Name and given name of the linesman for this game			
Goal Judge	Name and given name of the goal judge for this game			
Timekeeper	Name and given name of the timekeeper for this game			
Sign.	Signature of Referee, Scorekeeper, Manager of Team A and Manager of Team B			
A	Jersey number of the player of team A (Marked with * when he starts the game winning			
B	Jersey number of the player of team B (Marked with * when he starts the game winning			
GKA	Goalie of team A for this game winning shot			
GKB	Goalie of team B for this game winning shot			
GF:GA	Goals scored after this game winning shot of each team			

Time	GKA	GKB

Game Winning Shots

A	B	GKA	GKB	Score	A	B	GKA	GKB	Score	A	B	GKA	GKB	Score	A	B	GKA	GKB	Score	A	B	GKA	GKB	Score	

Notes:



ICE HOCKEY MEN, PRELIMINARY ROUND, GAME 7
HOCKEY SUR GLACE HOMMES, TOUR PRELIMINAIRE, MATCH 7

E CENTER MON 11 FEB 2002 / LUN 11 FEV 2002 START TIME / DÉBUT 16:05

UKR - SUI 5-2 (2-1, 2-1, 1-0)

Spectators	Referee	Linesmen
8387	ACHESON Kevin (IIHF)	BLUMEL Petr (IIHF), GAROFALO James (IIHF)

Team Statistics

Period	Score	SVS	SOG	PIM	TPP	PPG	SHG
1	2 : 1	8 : 7	9 : 9	10 : 6	3:04 : 7:04	0 : 0	1 : 0
2	2 : 1	8 : 4	6 : 9	10 : 4	0:00 : 5:16	0 : 1	0 : 0
3	1 : 0	11 : 10	11 : 11	6 : 8	4:00 : 2:00	0 : 0	0 : 0
Total	5 : 2	27 : 21	26 : 29	26 : 18	7:04 : 14:20	0 : 1	1 : 0

1st Period

Action	Time	ET/Res	Team	Type	No.	Name	(G) Name of Assistant(s) / Action Description
GK	00:00		UKR		20	KARPENKO I	
GK	00:00		SUI		40	AEBISCHER D	
Penalty	01:22	03:22	UKR	2 min.	26	PONIKAROVSKY O	-Interference
Goal	02:08	1:0	UKR	SH1	21	OLETSKY V	(1) On ice UKR 20 14 16 21 29 SUI 40 11 15 18 19 27
Penalty	04:48	06:48	UKR	2 min.	30	ZAVALNYUK V	-Roughing
Penalty	04:48	08:48	UKR	2 min.	30	ZAVALNYUK V	-Cross-checking
Penalty	04:48	06:48	SUI	2 min.	37	CHRISTEN B	-Roughing
Penalty	05:52	07:52	SUI	2 min.	12	DELLA ROSSA P	-Interference
Penalty	08:24	10:24	UKR	2 min.	11	FEDOTENKO R	-Illegal Equipment
Penalty	11:58	13:58	SUI	2 min.	3	VAUCLAIR J	-Holding
Goal	14:20	2:0	UKR	EQ	11	FEDOTENKO R	(1) 26 PONIKAROVSKY O On ice UKR 20 6 11 17 26 30 SUI 40 10 11 18 19 35
Goal	16:02	2:1	SUI	EQ	35	JEANNIN S	(1) 19 AESCHLIMANN JJ On ice UKR 20 6 10 12 15 25 SUI 40 5 18 19 27 35
Penalty	17:06	19:06	UKR	2 min.	3	KLYMENTIEV S	-Hooking

2nd Period

Action	Time	ET/Res	Team	Type	No.	Name	(G) Name of Assistant(s) / Action Description
GK	20:00		UKR		20	KARPENKO I	
GK	20:00		SUI		40	AEBISCHER D	
Goal	21:19	3:1	UKR	EQ	17	VARLAMOV S	(1) On ice UKR 20 6 11 12 17 26 SUI 40 5 18 19 27 35
GK	21:19		SUI		26	GERBER M	-"Goalkeeper in" 40 AEBISCHER D-"Goalkeeper out"
Penalty	23:06	25:06	UKR	2 min.	6	SRYUBKO A	-Tripping
Penalty	23:06	25:06	SUI	2 min.	19	AESCHLIMANN JJ	-Unsportsmanlike Conduct
Penalty	24:14	26:14	UKR	2 min.	3	KLYMENTIEV S	-Roughing
Penalty	24:14	26:14	SUI	2 min.	37	CHRISTEN B	-Unsportsmanlike Conduct
Penalty	27:25	28:41	UKR	2 min.	21	OLETSKY V	-Elbowing
Goal	28:41	3:2	SUI	PP1	32	RUTHEMANN I	(1) 15 von ARX R On ice UKR 20 2 3 10 15 SUI 26 7 11 15 32 37
Goal	31:35	4:2	UKR	EQ	10	SHAKHRAYCHUK V	(1) 15 LYTVYENENKO V On ice UKR 20 3 6 10 15 25 SUI 26 7 21 22 28 30
Penalty	35:19	37:19	UKR	2 min.	15	LYTVYENENKO V	-Highsticking
Penalty	35:19	39:19	UKR	2 min.	15	LYTVYENENKO V	-Highsticking



3rd Period

Action	Time	ET/Res	Team	Type	No.	Name	(G) Name of Assistant(s) / Action Description
GK	40:00		UKR		20	KARPENKO I	
GK	40:00		SUI		26	GERBER M	
Goal	42:34	5:2	UKR	EQ	21	OLETSKY V	(2) 7 BOBROVNIKOV V On ice UKR 20 6 7 21 24 30 SUI 26 11 15 31 32 37
Penalty	44:53	46:53	SUI	2 min.	37	CHRISTEN B	-Holding
Penalty	51:36	53:36	SUI	2 min.	28	PLUSS M	-Interference
Penalty	54:00	56:00	UKR	2 min.	11	FEDOTENKO R	-Roughing
Penalty	54:00	56:00	SUI	2 min.	21	FISCHER P	-Holding
Penalty	54:42	56:42	UKR	2 min.	21	OLETSKY V	-Unsportsmanlike Conduct
Penalty	54:42	56:42	SUI	2 min.	5	SUTTER P	-Holding
Penalty	55:14	57:14	UKR	2 min.	2	GUNKO Y	-Holding
GK	55:23		SUI				26 GERBER M-"Goalkeeper out"
GK	56:20		SUI		26	GERBER M	-"Goalkeeper in"

Goalkeeper Records

Team: UKR - Ukraine			
No.	Goalkeepers	SOG	SVS
20	KARPENKO Igor	29	27
1	SIMCHUK Kostyantyn	0	0

Team: SUI - Switzerland			
No.	Goalkeepers	SOG	SVS
26	GERBER Martin	16	14
40	AEBISCHER David	10	7

Shots & Plus-Minus

Team: UKR - Ukraine								
No.	Pos.	Player	1	2	3	OT	TS	+/-
9	F	SLIVCHENKO Vadym	0	0	0	0	0	0
14	D	SHYRYAEV Valeriy	0	1	1	0	2	1
16	F	CHYBIREV Igor	0	0	2	0	2	1
23	F	SALNIKOV Roman	1	1	0	0	2	0
29	D	TIMCHENKO Vyacheslav	0	0	0	0	0	1
2	D	GUNKO Yuriy	0	0	0	0	0	0
3	D	KLYMENTIEV Sergiy	0	0	1	0	1	1
10	F	SHAKHRAVCHUK Vadym	0	1	2	0	3	0
15	F	LYTVYNNENKO Vitaliy	1	0	0	0	1	0
25	F	SAVENKO Bogdan	0	0	1	0	1	0
6	D	SRYUBKO Andriy	0	0	0	0	0	3
11	F	FEDOTENKO Ruslan	3	0	0	0	3	2
12	D	TOLKOUNOV Dmitri	0	0	1	0	1	0
17	F	VARLAMOV Sergei	1	3	1	0	5	2
26	F	PONIKAROVSKY Oleksiy	1	0	0	0	1	2
7	F	BOBROVNIKOV Vasyl	0	0	0	0	0	1
21	F	OLETSKY Valentyn	2	0	2	0	4	2
24	F	SIEROV Vladislav	0	0	0	0	0	1
30	D	ZAVALNYUK Vyacheslav	0	0	0	0	0	2
TOTALS			9	6	11	0	26	

Head Coach: BOGDANOV Anatoliy

Team: SUI - Switzerland								
No.	Pos.	Player	1	2	3	OT	TS	+/-
5	D	SUTTER Patrick	1	0	1	0	2	0
18	F	ROTHELI Andre	1	1	2	0	4	-2
19	F	AESCHLIMANN Jean-Jac	0	1	0	0	1	-2
27	D	SALIS Edgar	0	1	1	0	2	-1
35	F	JEANNIN Sandy	2	0	1	0	3	-1
7	D	STREIT Mark	1	0	1	0	2	-1
12	F	DELLA ROSSA Patric	0	0	0	0	0	0
21	F	FISCHER Patrick	0	2	0	0	2	-1
22	D	KELLER Olivier	1	0	0	0	1	-1
28	F	PLUSS Martin	0	0	0	0	0	-1
10	D	HOHENER Martin	0	0	0	0	0	-1
11	D	STEINEGGER Martin	0	0	1	0	1	-3
15	F	von ARX Reto	0	2	1	0	3	-2
32	F	RUTHEMANN Ivo	0	2	0	0	2	-1
37	F	CHRISTEN Bjorn	1	0	0	0	1	-1
3	D	VAUCLAIR Julien	1	0	1	0	2	0
17	F	CRAMERI Gian-Marco	0	0	1	0	1	0
30	F	JENNI Marcel	0	0	0	0	0	-1
31	D	SEGER Mathias	1	0	1	0	2	-1
TOTALS			9	9	11	0	29	

Head Coach: KRUEGER Ralph

Group B

R	Team	GP	W	T	L	GF:GA	PTS
1	UKR	2	1	0	1	5:3	2
2	BLR	1	1	0	0	1:0	2
3	FRA	1	0	1	0	3:3	1
4	SUI	2	0	1	1	5:8	1

	BLR	FRA	SUI	UKR
BLR		11 FEB/19:00	13 FEB/16:05	1:0
FRA	11 FEB/19:00		3:3	13 FEB/19:00
SUI	13 FEB/16:05	3:3		2:5
UKR	0:1	13 FEB/19:00	5:2	



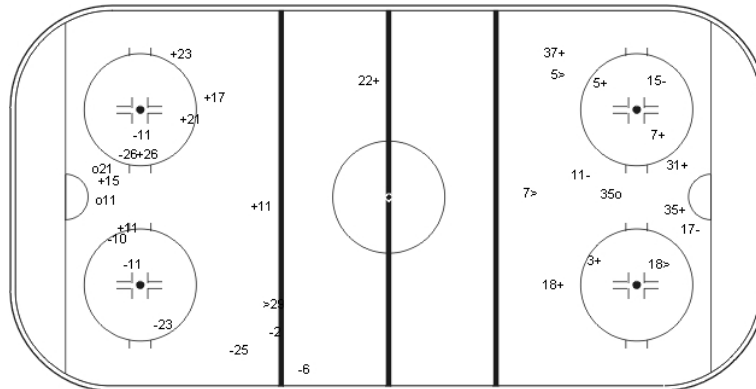
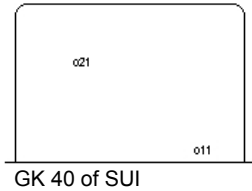
LEGEND		
ET/Res	Penalty end time/Result of game	OT Overtime
ENG	Empty net goal	Pen. Penalty
EQ	Equal strength	PIM Penalties in minutes
(G)	Number of goals in tournament	Pos. Position
GA	Goals against	D - Defense
GF	Goals for	F - Forward
GK	Goalkeeper	PP1 Power play - 1 player
GP	Number of games played	PP2 Power play - 2 players
GWS	Game winning shot	PPG Power play goals
L	Number of games lost	PS Penalty shot
No.	Player number	PTS Points
+/-	Net result of positive and negative participation	SH1 Shorthanded - 1 player
		SH2 Shorthanded - 2 players
		SHG Shorthanded goals
		SOG Shots on goal
		SSG Shots saved by goalkeeper
		SVS Saves
		T Number of games tied
		TS Total shots by player
		TPP Time on power play
		W Number of games won



ICE HOCKEY MEN, PRELIMINARY ROUND, GAME 7
 HOCKEY SUR GLACE HOMMES, TOUR PRELIMINAIRE, MATCH 7

E CENTER MON 11 FEB 2002 / LUN 11 FEV 2002 START TIME / DÉBUT 16:05

UKR - SUI




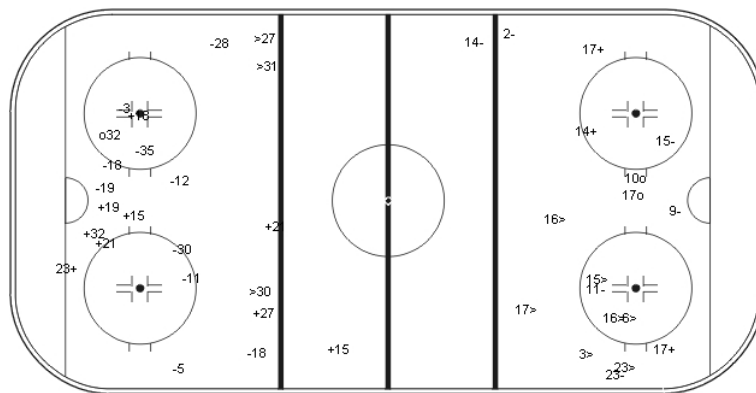
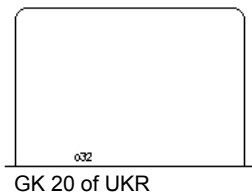
Shots by UKR
 Goals (o): 2
 SSP(<): 1

Period: 1

Shots by SUI
 Goals (o): 1
 SSP(>): 3

SSG(+): 7
 SPG(-): 8

SSG(+): 8
 SPG(-): 3

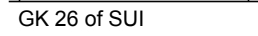


Shots by SUI
 Goals (o): 1
 SSP(<): 3

Period: 2

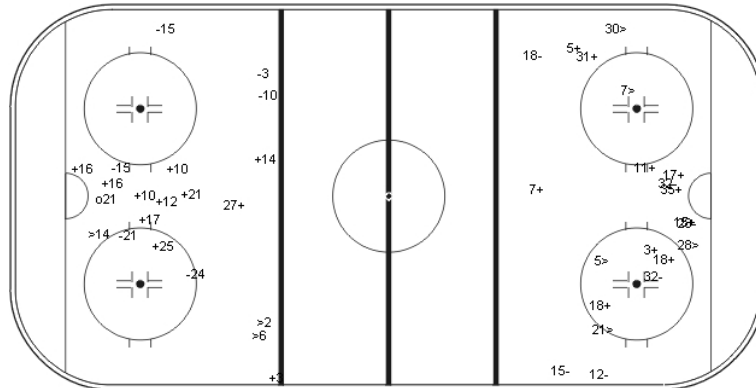
Shots by UKR
 Goals (o): 2
 SSP(>): 7

SSG(+): 8
 SPG(-): 10





GK 26 of SUI



GK 20 of UKR

Shots by UKR
 Goals (o): 1 SSG(+): 10
 SSP(<): 3 SPG(-): 6

Period: 3

Shots by SUI
 Goals (o): 0 SSG(+): 11
 SSP(>): 5 SPG(-): 6

LEGEND

ENG Empty net goal
GK Goalkeeper

SPG Shots past goal
SSG Shots saved by goalkeeper

SSP Shots saved by player



ICE HOCKEY MEN, PRELIMINARY ROUND, GAME 7
 HOCKEY SUR GLACE HOMMES, TOUR PRELIMINAIRE, MATCH 7

E CENTER MON 11 FEB 2002 / LUN 11 FEV 2002 START TIME / DÉBUT 16:05

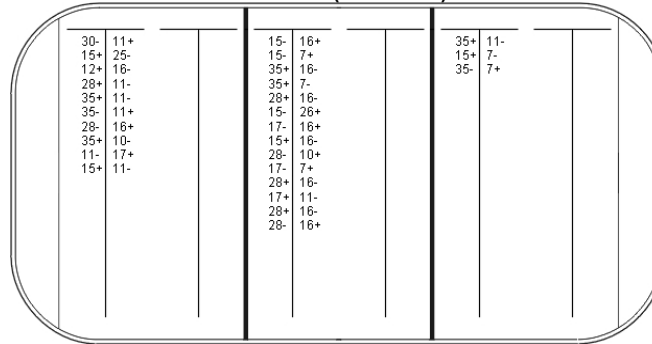
UKR - SUI

Face-off by SUI

Period: 1

	Won	Lost
DZ	6	4
MZ	7	7
AZ	2	1
Total	15	12

Period 1 (SUI - UKR)



Face-off by UKR

Period: 1

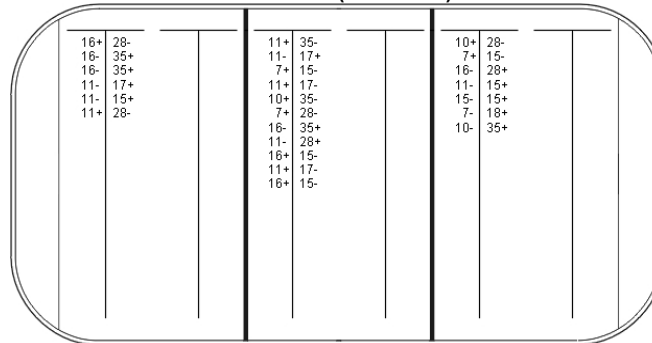
	Won	Lost
DZ	1	2
MZ	7	7
AZ	4	6
Total	12	15

Face-off by UKR

Period: 2

	Won	Lost
DZ	2	4
MZ	8	3
AZ	2	5
Total	12	12

Period 2 (UKR - SUI)



Face-off by SUI

Period: 2

	Won	Lost
DZ	5	2
MZ	3	8
AZ	4	2
Total	12	12

Game total

	Won	Lost
DZ	3	6
MZ	15	10
AZ	6	11
Total	24	27

Game total


	Won	Lost
DZ	11	6
MZ	10	15
AZ	6	3
Total	27	24

Face-off by SUI

Period: 3

	Won	Lost
DZ	5	2
MZ	5	5
AZ	2	3
Total	12	10

Period 3 (SUI - UKR)



Face-off by UKR

Period: 3

	Won	Lost
DZ	3	2
MZ	5	5
AZ	2	5
Total	10	12

Game total

	Won	Lost
DZ	16	8
MZ	15	20
AZ	8	6
Total	39	34

Game total

	Won	Lost
DZ	6	8
MZ	20	15
AZ	8	16
Total	34	39

LEGEND

AZ Attack zone

DZ Defensive zone

MZ Middle zone



ICE HOCKEY MEN, PRELIMINARY ROUND, GAME 8
HOCKEY SUR GLACE HOMMES, TOUR PRELIMINAIRE, MATCH 8

PEAKS MON 11 FEB 2002 / LUN 11 FEV 2002 START TIME / DÉBUT 19:00

BLR - FRA

Referee

HANSEN Scott (IIHF)

Linesmen

LAUFF Rudolf (IIHF), NANSEN Derek (IIHF)

Goalkeepers

Team: BLR	
No.	Name
2	SHABANOV Sergei
31	MEZIN Andrei
33	FATIKOV Leonid (EG)

Team: FRA	
No.	Name
1	HUET Cristobal
30	LHENRY Fabrice
31	ROLLAND Patrick (EG)

Team Line-ups

Team: BLR (RED)		
No.	Pos.	Name
3	D	KHMYL Oleg
5	D	ROMANOV Oleg
13	F	KOVALEV Andrei
17	F	KALYUZHNY Aleksei
29	F	TSYPLAKOV Vladimir
24	F	DUDIK Dmitry
27	D	ZHURIK Aleksandr
28	F	KOLTSOV Konstantin
30	D	KOPAT Vladimir
37	F	RASOLKO Andrei
9	F	ANDRIEVSKY Aleksandr
11	F	BEKBULATOV Vadim
16	F	SKABELKA Andrei
21	D	MIKULCHIK Oleg
26	D	STAS Serguei
4	D	MAKRITSKY Aleksandr
6	D	MATUSHKIN Igor
14	F	PANKOV Vasily
18	F	ANTONENKO Oleg
32	F	PANKOV Dmitry
Head Coach: KRIKUNOV Vladimir		

Team: FRA (WHITE)		
No.	Pos.	Name
2	D	CARRIOU Allan
8	F	BRIAND Arnaud
9	F	ROZENTHAL Maurice
12	F	BOZON Philippe
24	D	PEREZ Denis
3	D	BACHET Vincent
7	F	BARIN Stephane
11	F	ROZENTHAL Francois
22	F	ZWIKEL Jonathan
27	D	AMAR Baptiste
10	F	MEUNIER Laurent
14	F	TREILLE Yorick
20	D	BONNARD Jean-Francois
25	F	AIMONETTO Richard
26	D	POURTANEL Benoit
6	F	BACHELET Benoit
13	D	DEWOLF Karl
16	F	BESSE Guillaume
23	F	MORTAS Anthony
28	F	GRAS Laurent
Head Coach: LEIME Heikki		

Group B

R	Team	G	W	T	L	GF:GA	PTS
1	BLR	1	1	0	0	1:0	2
2	FRA	1	0	1	0	3:3	1
2	SUI	1	0	1	0	3:3	1
4	UKR	1	0	0	1	0:1	0

	BLR	FRA	SUI	UKR
BLR		11 Mon/19:00	13 Wed/16:05	1:0
FRA	11 Mon/19:00		3:3	13 Wed/19:00
SUI	13 Wed/16:05	3:3		11 Mon/16:05
UKR	0:1	13 Wed/19:00	11 Mon/16:05	

LEGEND

EG	Emergency goalkeeper	No.	Player number	R	Rank
G	Number of games played	Pos.	Position	T	Number of games tied
GA	Goals against		D - Defense	W	Number of games won
GF	Goals for		F - Forward		
L	Number of games lost	PTS	Points		



Referee	HANSEN Scott	Linesman	LAUFF Rudolf	Goal Judge	SMITH David	Video GJ	JALARVO Jarmo Sa
Scorekeeper	SYKORA David	Linesman	NANSEN Derek	Goal Judge	SMITH Murray	Game Timekeeper	BATEMAN Theresa
Sign. Manager B		Sign. Manager A		Sign. Scorekeeper		Sign. Referee	

Event Place	Abbreviation of the tournament (e.g. WSA, W18C, WWSB, or W20D...)	Abbreviation	Explanations of penalty abbreviations	Code
Date	Name of the city or the ice rink the games takes place	ABUSE	Abuse of officials	01
Start	Date the games take place	BD-CK	Body Checking (female hockey only)	02
Spectators	Time the beginning of the game is announced in the schedule	BENCH	Bench Minor Penalty	03
Game No.	Number of spectators	BOARD	Boarding	04
	Number of the game announced in the schedule	BUT-E	Butt-Ending	05
Home Team (A)	Abbreviation of the home team (e.g. SUI, USA...)	CHARG	Charging	06
Visiting Team (B)	Abbreviation of the visiting team (e.g. SUI, USA...)	CHE-B	Checking from behind	07
No.	Jersey number of the player (* = Starts the game)	CROSS	Cross-checking	08
Family and given name (+BP+C/A)	Name of the player, followed by comma, and given name(s); add BP = Best player of the game, C = Captain or A = Assistant Captain	DELAY	Delaying the game	09
Pos	Position (GK = Goalkeeper, EG = Emergency Goalkeeper, D = Defenseman, F = Forward)	DIS-N	Goal being deliberately knocked	10
L	Number of lineup (1 = first line, 2 = second line, 3 = third line, 4= fourth line)	ELBOW	Elbowing	11
SoG	Sum of shots on goal (shots saved by goalie plus scored goals) of this player	FISTI	Fisticuffs	12
#	Number of goal (- for missed penaltyshot)	GA-MI	Game misconduct penalty	13
Time	Time the goal is scored	GR-MI	Gross misconduct penalty	14
G	Jersey number of the player scoring the goal	HI-ST	High Sticking	15
A1	Jersey number of the first assist	HOLD	Holding	16
A2	Jersey number of the second assist	HOOK	Hooking	17
GS	Game situation (EQ = equal, PP1 = power play 5:4 or 4:3, PP2 = power play 5:3, SH1 = shorthanded 4:5 or 3:4, SH2 = shorthanded 3:5, PS = penalty shot, GWS = game winning)	HO-ST	Holding the stick	18
P1 P2 P3 P4 P5 P6	Positive participation (all players on ice of the goal scoring team)	IL-EQ	Illegal Equipment	19
N1 N2 N3 N4 N5 N6	Negative participation (all players on ice of the goal receiving team)	INTRF	Interference	20
Time	Time the penalty is called by the referee	KNEE	Kneeing	21
No.	Jersey number of the penalized player	MATCH	Match penalty	22
Offence	Abbreviation of penalty (explanation see next column)	MISC	Misconduct penalty	23
Start	Time the penalty starts	OTHER	Other Offences	24
End	Time the penalty ends	P-SHOT	Penalty shot	25
Team Manager	Name and given name of the team manager	ROUGH	Roughing	26
Head Coach	Name and given name of the head coach	SLASH	Slashing	27
Assistant Coach	Name and given name of the assistant coach	SPEAR	Spearing	28
Period	Period 1, 2, 3, OVT = overtime, GWS = game winning shots	TOO-M	Too many players on ice	29
Total	Total sum of all entries in the columns	TRIP	Tripping	30
G A:B	Number of goals scored by team A : team B (depending on period)	UN-SP	Unsportsmanlike Conduct	31
SOG A:B	Number of shots on goal plus scored by team A : team B (depending on period)			
PIM A:B	Number of penalty minutes for team A : team B (depending on period)			
PPGF A:B	Number of power play goals scored by team A : team B (depending on period)			
SHGF A:B	Number of shorthanded goals scored by team A : team B (depending on period)			
GKA1	Sum of shots saved by the first goalie of team A (depending on period)			
GKA2	Sum of shots saved by the second goalie of team A (depending on period)			
EGA	Sum of shots saved by the emergency goalie of team A (depending on period)			
GKB1	Sum of shots saved by the first goalie of team B (depending on period)			
GKB2	Sum of shots saved by the second goalie of team B (depending on period)			
EGB	Sum of shots saved by the emergency goalie of team B (depending on period)			
GKA	Jersey numbers of the goalies of team A			
GKB	Jersey numbers of the goalies of team B			
MIP	Minutes in play for each goalie			
GA	Goals against for each goalie			
Start of game	Time the game really starts			
End of game	Time the game really ends			
Timeout A	Time the home team takes a 30 seconds timeout			
Timeout B	Time the visiting team takes a 30 seconds timeout			
Game Supervisor	Name of the game supervisor			
Time	Time the goalie comes in or goes out			
GKA	Jersey number of the goalie of team A coming in (- for leaving)			
GKB	Jersey number of the goalie of team B coming in (- for leaving)			
Referee	Name and given name of the referee for this game			
Scorekeeper	Name and given name of the scorekeeper for this game			
Linesman	Name and given name of the linesman for this game			
Goal Judge	Name and given name of the goal judge for this game			
Timekeeper	Name and given name of the timekeeper for this game			
Sign.	Signature of Referee, Scorekeeper, Manager of Team A and Manager of Team B			
A	Jersey number of the player of team A (Marked with * when he starts the game winnin			
B	Jersey number of the player of team B (Marked with * when he starts the game winnin			
GKA	Goalie of team A for this game winning shot			
GKB	Goalie of team B for this game winning shot			
GF:GA	Goals scored after this game winning shot of each team			

Time	GKA	GKB

Game Winning Shots

A	B	GKA	GKB	Score	A	B	GKA	GKB	Score	A	B	GKA	GKB	Score	A	B	GKA	GKB	Score	A	B	GKA	GKB	Score

Notes:

Added missed PS for BLR at 28.28



ICE HOCKEY MEN, PRELIMINARY ROUND, GAME 8
 HOCKEY SUR GLACE HOMMES, TOUR PRELIMINAIRE, MATCH 8

PEAKS MON 11 FEB 2002 / LUN 11 FEV 2002 START TIME / DÉBUT 19:00

BLR - FRA 3-1 (1-1, 1-0, 1-0)

Spectators	Referee	Linesmen
6214	HANSEN Scott (IIHF)	LAUFF Rudolf (IIHF), NANSEN Derek (IIHF)

Team Statistics

Period	Score	SVS	SOG	PIM	TPP	PPG	SHG
1	1 : 1	6 : 9	10 : 7	2 : 4	2:19 : 2:00	1 : 0	0 : 0
2	1 : 0	9 : 4	5 : 9	6 : 4	0:08 : 4:00	1 : 0	0 : 0
3	1 : 0	7 : 5	6 : 7	6 : 2	2:00 : 4:05	0 : 0	0 : 0
Total	3 : 1	22 : 18	21 : 23	14 : 10	4:27 : 10:05	2 : 0	0 : 0

1st Period

Action	Time	ET/Res	Team	Type	No.	Name	(G) Name of Assistant(s) / Action Description
GK	00:00		BLR		2	SHABANOV S	
GK	00:00		FRA		1	HUET C	
Goal	03:34	0:1	FRA	EQ	9	ROZENTHAL M	(3) 12 BOZON P On ice BLR 2 3 5 13 17 29 FRA 1 8 9 12 20 27
Penalty	06:45	08:19	FRA	2 min.	24	PEREZ D	-Holding
Penalty	07:04	09:04	FRA	2 min.	3	BACHET V	-Highsticking
Goal	08:19	1:1	BLR	PP2	37	RASOLKO A	(1) 27 ZHURIK A On ice BLR 2 24 27 28 30 37 FRA 1 8 12 20
Penalty	14:39	16:39	BLR	2 min.	9	ANDRIEVSKY A	-Hooking

2nd Period

Action	Time	ET/Res	Team	Type	No.	Name	(G) Name of Assistant(s) / Action Description
GK	20:00		BLR		2	SHABANOV S	
GK	20:00		FRA		1	HUET C	
Pen. shot	28:28	-	BLR	PS	13	KOVALEV A	-"Saved by goalie" 1 HUET C (FRA) -"Saved"
Penalty	28:28	28:28	FRA	PS	-	Team penalty	-Penalty shot
Penalty	33:37	35:37	BLR	2 min.	14	PANKOV V	-Roughing
Penalty	35:06	37:06	BLR	2 min.	21	MIKULCHIK O	-Roughing
Penalty	35:06	37:06	FRA	2 min.	7	BARIN S	-Roughing
Penalty	36:17	36:25	FRA	2 min.	3	BACHET V	-Holding
Goal	36:25	2:1	BLR	PP1	29	TSYPLAKOV V	(1) 5 ROMANOV O 3 KHYML O On ice BLR 2 3 5 13 17 29 FRA 1 8 12 24 26
Penalty	36:56	38:56	BLR	2 min.	24	DUDI D	-Interference

3rd Period

Action	Time	ET/Res	Team	Type	No.	Name	(G) Name of Assistant(s) / Action Description
GK	40:00		BLR		2	SHABANOV S	
GK	40:00		FRA		1	HUET C	
Penalty	41:27	43:27	FRA	2 min.	20	BONNARD JF	-Hooking
Penalty	50:57	52:57	BLR	2 min.	32	PANKOV D	-Holding
Penalty	54:04	56:04	BLR	2 min.	13	KOVALEV A	-Holding the stick
Goal	57:56	3:1	BLR	EQ	32	PANKOV D	(1) 11 BEKBULATOV V On ice BLR 2 9 11 21 26 32 FRA 1 8 9 12 20 24
GK	59:16		FRA				1 HUET C-"Goalkeeper out"
Penalty	59:55	60:00	BLR	2 min.	26	STAS S	-Cross-checking



Goalkeeper Records

Team: BLR - Belarus			
No.	Goalkeepers	SOG	SVS
2	SHABANOV Sergei	23	22
31	MEZIN Andrei	0	0

Team: FRA - France			
No.	Goalkeepers	SOG	SVS
	HUET Cristobal	21	
30	LHENRY Fabrice	0	0

Shots & Plus-Minus

Team: BLR - Belarus								
No.	Pos.	Player	1	2	3	OT	TS	+/-
3	D	KHMYL Oleg	1	0	0	0	1	-1
5	D	ROMANOV Oleg	0	0	0	0	0	-1
13	F	KOVALEV Andrei	1	1	0	0	2	-1
17	F	KALYUZHNY Aleksei	0	0	1	0	1	-1
29	F	TSYPLAKOV Vladimir	1	1	0	0	2	-1
24	F	DUDIK Dmitry	0	0	2	0	2	0
27	D	ZHURIK Aleksandr	2	1	0	0	3	0
28	F	KOLTSOV Konstantin	2	0	1	0	3	0
30	D	KOPAT Vladimir	0	1	0	0	1	0
37	F	RASOLKO Andrei	1	0	0	0	1	0
9	F	ANDRIEVSKY Aleksandr	0	0	0	0	0	1
11	F	BEKBULATOV Vadim	0	0	0	0	0	1
16	F	SKABELKA Andrei	0	0	0	0	0	0
21	D	MIKULCHIK Oleg	0	0	0	0	0	1
26	D	STAS Serguei	0	0	0	0	0	1
4	D	MAKRITSKY Aleksandr	0	0	0	0	0	0
6	D	MATUSHKIN Igor	0	0	0	0	0	0
14	F	PANKOV Vasily	0	0	0	0	0	0
18	F	ANTONENKO Oleg	1	0	0	0	1	0
32	F	PANKOV Dmitry	1	1	2	0	4	1
TOTALS			10	5	6	0	21	

Head Coach: KRIKUNOV Vladimir

Team: FRA - France								
No.	Pos.	Player	1	2	3	OT	TS	+/-
2	D	CARRIOU Allan	0	0	0	0	0	0
8	F	BRIAND Arnaud	0	1	0	0	1	0
9	F	ROZENTHAL Maurice	2	0	1	0	3	0
12	F	BOZON Philippe	2	2	1	0	5	0
24	D	PEREZ Denis	0	0	2	0	2	-1
3	D	BACHET Vincent	0	0	0	0	0	0
7	F	BARIN Stephane	0	1	1	0	2	0
11	F	ROZENTHAL Francois	0	1	0	0	1	0
22	F	ZWIKEL Jonathan	0	0	0	0	0	0
27	D	AMAR Baptiste	0	0	0	0	0	1
10	F	MEUNIER Laurent	0	1	0	0	1	0
14	F	TREILLE Yorick	0	0	1	0	1	0
20	D	BONNARD Jean-Francois	1	0	0	0	1	0
25	F	AIMONETTO Richard	0	1	0	0	1	0
26	D	POURTANEL Benoit	1	0	0	0	1	0
6	F	BACHELET Benoit	0	1	0	0	1	0
13	D	DEWOLF Karl	1	0	0	0	1	0
16	F	BESSE Guillaume	0	0	0	0	0	0
23	F	MORTAS Anthony	0	0	1	0	1	0
28	F	GRAS Laurent	0	1	0	0	1	0
TOTALS			7	9	7	0	23	

Head Coach: LEIME Heikki

Group B

R	Team	GP	W	T	L	GF:GA	PTS
1	BLR	2	2	0	0	4:1	4
2	UKR	2	1	0	1	5:3	2
3	FRA	2	0	1	1	4:6	1
4	SUI	2	0	1	1	5:8	1

	BLR	FRA	SUI	UKR
BLR		3:1	13 FEB/16:05	1:0
FRA	1:3		3:3	13 FEB/19:00
SUI	13 FEB/16:05	3:3		2:5
UKR	0:1	13 FEB/19:00	5:2	

LEGEND

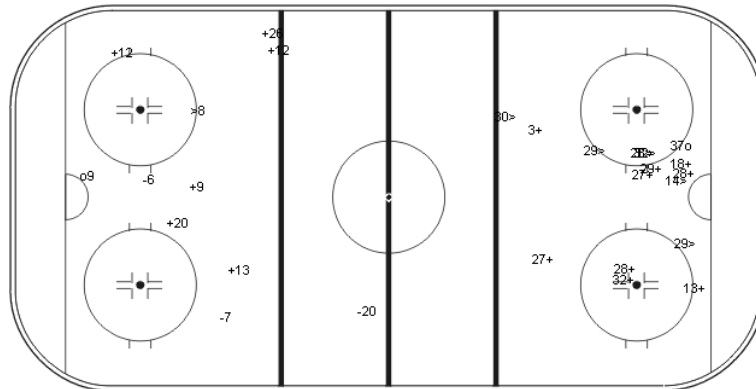
ET/Res	Penalty end time/Result of game	OT	Overtime	SH1	Shorthanded - 1 player
ENG	Empty net goal	Pen.	Penalty	SH2	Shorthanded - 2 players
EQ	Equal strength	PIM	Penalties in minutes	SHG	Shorthanded goals
(G)	Number of goals in tournament	Pos.	Position	SOG	Shots on goal
GA	Goals against		D - Defense	SSG	Shots saved by goalkeeper
GF	Goals for		F - Forward	SVS	Saves
GK	Goalkeeper	PP1	Power play - 1 player	T	Number of games tied
GP	Number of games played	PP2	Power play - 2 players	TS	Total shots by player
GWS	Game winning shot	PPG	Power play goals	TPP	Time on power play
L	Number of games lost	PS	Penalty shot	W	Number of games won
No.	Player number	PTS	Points		
+/-	Net result of positive and negative participation				



ICE HOCKEY MEN, PRELIMINARY ROUND, GAME 8
 HOCKEY SUR GLACE HOMMES, TOUR PRELIMINAIRE, MATCH 8

PEAKS MON 11 FEB 2002 / LUN 11 FEV 2002 START TIME / DÉBUT 19:00

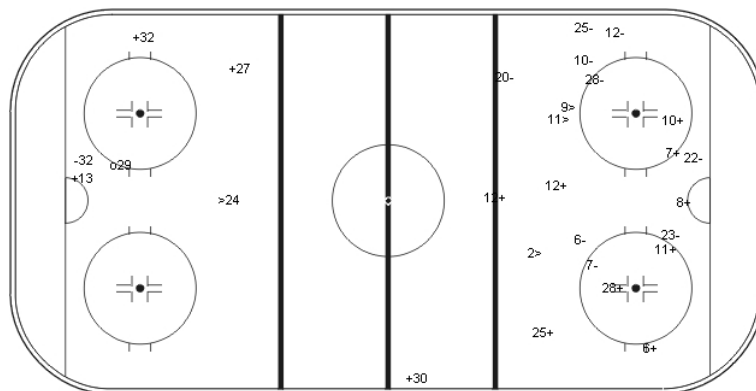
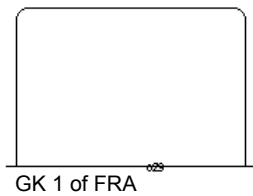
BLR - FRA



Shots by FRA
 Goals (o): 1 SSG(+): 6
 SSP(<): 1 SPG(-): 3

Period: 1

Shots by BLR
 Goals (o): 1 SSG(+): 9
 SSP(>): 6 SPG(-): 0



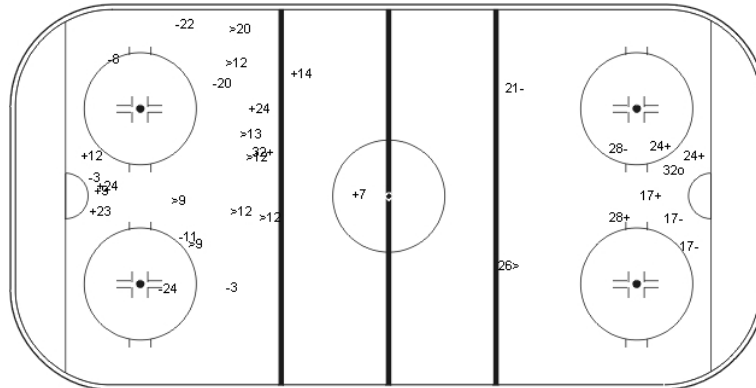
Shots by BLR
 Goals (o): 1 SSG(+): 4
 SSP(<): 1 SPG(-): 1

Period: 2

Shots by FRA
 Goals (o): 0 SSG(+): 9
 SSP(>): 3 SPG(-): 0



GK 2 of BLR



GK 1 of FRA

Shots by	FRA		
Goals (o):	0	SSG(+):	7
SSP(<):	8	SPG(-):	7

Period: 3

Shots by	BLR		
Goals (o):	1	SSG(+):	5
SSP(>):	1	SPG(-):	4

LEGEND

ENG Empty net goal
GK Goalkeeper

SPG Shots past goal
SSG Shots saved by goalkeeper

SSP Shots saved by player



ICE HOCKEY MEN, PRELIMINARY ROUND, GAME 8
 HOCKEY SUR GLACE HOMMES, TOUR PRELIMINAIRE, MATCH 8

PEAKS MON 11 FEB 2002 / LUN 11 FEV 2002 START TIME / DÉBUT 19:00


BLR - FRA

Face-off by BLR

Period: 1

	Won	Lost
DZ	1	4
MZ	4	5
AZ	2	3
Total	7	12

Period 1 (BLR - FRA)



Face-off by FRA

Period: 1

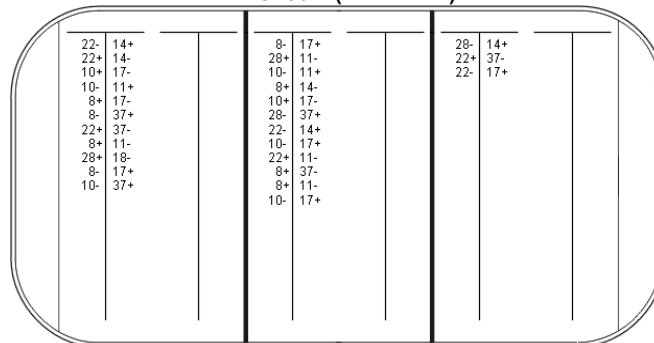
	Won	Lost
DZ	3	2
MZ	5	4
AZ	4	1
Total	12	7

Face-off by FRA

Period: 2

	Won	Lost
DZ	6	5
MZ	6	6
AZ	1	2
Total	13	13

Period 2 (FRA - BLR)



Face-off by BLR

Period: 2

	Won	Lost
DZ	2	1
MZ	6	6
AZ	5	6
Total	13	13

Game total

	Won	Lost
DZ	9	7
MZ	11	10
AZ	5	3
Total	25	20

Game total


	Won	Lost
DZ	3	5
MZ	10	11
AZ	7	9
Total	20	25

Face-off by BLR

Period: 3

	Won	Lost
DZ	4	2
MZ	4	2
AZ	3	3
Total	11	7

Period 3 (BLR - FRA)



Face-off by FRA

Period: 3

	Won	Lost
DZ	3	3
MZ	2	4
AZ	2	4
Total	7	11

Game total

	Won	Lost
DZ	7	7
MZ	14	13
AZ	10	12
Total	31	32

Game total

	Won	Lost
DZ	12	10
MZ	13	14
AZ	7	7
Total	32	31

LEGEND			
AZ	Attack zone	DZ	Defensive zone
		MZ	Middle zone



ICE HOCKEY MEN, PRELIMINARY ROUND, GAME 9
HOCKEY SUR GLACE HOMMES, TOUR PRELIMINAIRE, MATCH 9

E CENTER TUE 12 FEB 2002 / MAR 12 FEV 2002 START TIME / DÉBUT 16:05

SVK - AUT

Referee

KURMANN Danny (IIHF)

Linesmen

HAMALAINEN Antti (IIHF), ODINSCH Eduard (IIHF)

Goalkeepers

Team: SVK	
No.	Name
25	LASAK Jan
31	STANA Rastislav
29	RYBAR Pavol (EG)

Team: AUT	
No.	Name
25	SUTTNIG Michael
38	DIVIS Reinhard
31	DALPIAZ Claus (EG)

Team Line-ups

Team: SVK (WHITE)		
No.	Pos.	Name
11	D	MILO Dusan
19	F	PAVLIKOVSKY Rastislav
22	D	MAJESKY Ivan
24	F	PARDAVY Jan
39	F	PETROVICKY Robert
4	D	SMREK Peter
5	D	OBSUT Jaroslav
23	F	BARTECKO Lubos
42	F	SECHNY Richard
72	F	TOROK Jaroslav
30	F	KAPUS Richard
41	D	LINTNER Richard
50	D	PAVLIKOVSKY Richard
Head Coach: FILC Jan		

Team: AUT (RED)		
No.	Pos.	Name
4	D	UNTERLUGGAUER Gerhard
18	F	SALFI Kent
26	F	WHEELDON Simon
32	D	LAKOS Andre
74	F	KALT Dieter
6	D	LAVOIE Joseph G D
9	D	SEARLE Thomas
10	F	BRANDNER Christoph
15	F	SETZINGER Oliver
16	F	POCK Thomas
11	F	RESSMANN Gerald
12	F	TRATTNIG Matthias
24	F	LANZINGER Gunther
47	D	ULRICH Martin
96	D	KASPER Peter
13	D	LUKAS Robert
21	F	SCHADEN Mario
22	F	HOHENBERGER Martin
27	F	KROMP Wolfgang
Head Coach: KENNEDY Ron		

Group A

R	Team	G	W	T	L	GF:GA	PTS
1	GER	2	2	0	0	6 : 2	4
2	LAT	2	1	1	0	10 : 8	3
3	SVK	2	0	1	1	6 : 9	1
4	AUT	2	0	0	2	4 : 7	0

	AUT	GER	LAT	SVK
AUT		2:3	2:4	12 Tue/16:05
GER	3:2		12 Tue/19:00	3:0
LAT	4:2	12 Tue/19:00		6:6
SVK	12 Tue/16:05	0:3	6:6	

LEGEND

EG	Emergency goalkeeper	No.	Player number	R	Rank
G	Number of games played	Pos.	Position	T	Number of games tied
GA	Goals against		D - Defense	W	Number of games won
GF	Goals for		F - Forward		
L	Number of games lost	PTS	Points		



ICE HOCKEY MEN, PRELIMINARY ROUND, GAME 9
 HOCKEY SUR GLACE HOMMES, TOUR PRELIMINAIRE, MATCH 9

E CENTER TUE 12 FEB 2002 / MAR 12 FEV 2002 START TIME / DÉBUT 16:05

SVK - AUT 2-3 (1-1, 1-1, 0-1)

Spectators	Referee	Linesmen
8362	KURMANN Danny (IIHF)	HAMALAINEN Antti (IIHF), ODINSCH Eduard (IIHF)

Team Statistics

Period	Score	SVS	SOG	PIM	TPP	PPG	SHG
1	1 : 1	9 : 9	10 : 10	4 : 4	2:06 : 4:00	1 : 0	0 : 0
2	1 : 1	9 : 9	10 : 10	4 : 8	8:25 : 2:03	0 : 0	0 : 0
3	0 : 1	9 : 9	9 : 10	14 : 16	4:18 : 4:00	0 : 0	0 : 0
Total	2 : 3	27 : 27	29 : 30	22 : 28	14:49 : 10:03	1 : 0	0 : 0

1st Period

Action	Time	ET/Res	Team	Type	No.	Name	(G) Name of Assistant(s) / Action Description
GK	00:00		SVK		25	LASAK J	
GK	00:00		AUT		38	DIVIS R	
Goal	02:27	0:1	AUT	EQ	26	WHEELDON S	(1) 6 LAVOIE JGD On ice SVK 25 4 5 23 42 72 AUT 38 6 9 18 26 74
Penalty	02:49	04:49	SVK	2 min.	50	PAVLIKOVSKY R	-Interference
Penalty	06:26	08:02	AUT	2 min.	32	LAKOS A	-Holding
Goal	08:02	1:1	SVK	PP1	19	PAVLIKOVSKY R	(1) 24 PARDAVY J On ice SVK 25 11 19 24 39 41 AUT 38 11 12 47 96
Penalty	09:55	11:55	SVK	2 min.	19	PAVLIKOVSKY R	-Roughing
Penalty	19:30	21:30	AUT	2 min.	26	WHEELDON S	-Tripping

2nd Period

Action	Time	ET/Res	Team	Type	No.	Name	(G) Name of Assistant(s) / Action Description
GK	20:00		SVK		25	LASAK J	
GK	20:00		AUT		38	DIVIS R	
Penalty	22:48	24:48	AUT	2 min.	74	KALT D	-Roughing
Goal	25:03	1:2	AUT	EQ	74	KALT D	(1) 26 WHEELDON S 10 BRANDNER C On ice SVK 25 11 23 41 42 72 AUT 38 9 10 26 32 74
Penalty	26:15	28:15	AUT	2 min.	-	Team penalty	-Too many players on the ice
Goal	32:07	2:2	SVK	EQ	41	LINTNER R	(1) 30 KAPUS R On ice SVK 25 11 22 30 41 50 AUT 38 6 9 21 22 27
Penalty	32:49	34:49	AUT	2 min.	26	WHEELDON S	-Holding
Penalty	36:02	38:02	SVK	2 min.	42	SECHNY R	-Interference
Penalty	37:05	39:05	SVK	2 min.	50	PAVLIKOVSKY R	-Interference
Penalty	38:05	40:05	AUT	2 min.	74	KALT D	-Hooking



3rd Period

Action	Time	ET/Res	Team	Type	No.	Name	(G) Name of Assistant(s) / Action Description
GK	40:00		SVK		25	LASAK J	
GK	40:00		AUT		38	DIVIS R	
Penalty	40:32	42:32	SVK	2 min.	22	MAJESKY I	-Holding
Penalty	46:56	48:56	AUT	2 min.	47	ULRICH M	-Hooking
Goal	49:09	2:3	AUT	EQ	4	UNTERLUGGAUER G	(2) 24 LANZINGER G On ice SVK 25 4 23 42 50 72 AUT 38 4 16 24 27 32
Penalty	50:44	52:44	SVK	2 min.	24	PARDAVY J	-Elbowing
Penalty	50:44	60:00	SVK	10 min.	24	PARDAVY J	-Misconduct Penalty
Penalty	57:27	59:27	AUT	2 min.	24	LANZINGER G	-Checking from behind
Penalty	57:27	60:00	AUT	10 min.	24	LANZINGER G	-Checking from behind
GK	59:29		SVK				25 LASAK J-"Goalkeeper out"
Penalty	59:47	60:00	AUT	2 min.	10	BRANDNER C	-Cross-checking

Goalkeeper Records

Team: SVK - Slovakia			
No.	Goalkeepers	SOG	SVS
25	LASAK Jan	30	27
31	STANA Rastislav	0	0

Team: AUT - Austria			
No.	Goalkeepers	SOG	SVS
38	DIVIS Reinhard	29	27
25	SUTTNIIG Michael	0	0

Shots & Plus-Minus

Team: SVK - Slovakia							
No.	Pos.	Player	1	2	3	OT	TS +/-
11	D	MILO Dusan	2	0	1	0	3 0
19	F	PAVLIKOVSKY Rastislav	1	1	2	0	4 0
22	D	MAJESKY Ivan	0	0	0	0	0 1
24	F	PARDAVY Jan	2	1	2	0	5 0
39	F	PETROVICKY Robert	0	3	4	0	7 0
4	D	SMREK Peter	0	0	0	0	0 -2
5	D	OBSUT Jaroslav	1	2	0	0	3 -1
23	F	BARTECKO Lubos	0	0	0	0	0 -3
42	F	SECHNY Richard	1	0	0	0	1 -3
72	F	TOROK Jaroslav	0	0	0	0	0 -3
30	F	KAPUS Richard	0	1	0	0	1 1
41	D	LINTNER Richard	2	2	0	0	4 0
50	D	PAVLIKOVSKY Richard	1	0	0	0	1 0
TOTALS			10	10	9	0	29

Head Coach: FILC Jan

Team: AUT - Austria							
No.	Pos.	Player	1	2	3	OT	TS +/-
4	D	UNTERLUGGAUER Gerha	2	1	4	0	7 1
18	F	SALFI Kent	0	0	0	0	0 1
26	F	WHEELDON Simon	2	1	1	0	4 2
32	D	LAKOS Andre	1	0	0	0	1 2
74	F	KALT Dieter	1	2	1	0	4 2
6	D	LAVOIE Joseph G D	0	2	2	0	4 0
9	D	SEARLE Thomas	0	0	1	0	1 1
10	F	BRANDNER Christoph	0	1	1	0	2 1
15	F	SETZINGER Oliver	1	0	0	0	1 0
16	F	POCK Thomas	0	0	0	0	0 1
11	F	RESSMANN Gerald	0	0	0	0	0 0
12	F	TRATTNIG Matthias	0	1	0	0	1 0
24	F	LANZINGER Gunther	0	0	0	0	0 1
47	D	ULRICH Martin	0	0	0	0	0 0
96	D	KASPER Peter	1	0	0	0	1 0
13	D	LUKAS Robert	0	0	0	0	0 0
21	F	SCHADEN Mario	1	0	0	0	1 -1
22	F	HOHENBERGER Martin	1	2	0	0	3 -1
27	F	KROMP Wolfgang	0	0	0	0	0 0
TOTALS			10	10	10	0	30

Head Coach: KENNEDY Ron

Group A

R	Team	GP	W	T	L	GF:GA	PTS
1	GER	2	2	0	0	6:2	4
2	LAT	2	1	1	0	10:8	3
3	AUT	3	1	0	2	7:9	2
4	SVK	3	0	1	2	8:12	1

	AUT	GER	LAT	SVK
AUT		2:3	2:4	3:2
GER	3:2		12 FEB/19:00	3:0
LAT	4:2	12 FEB/19:00		6:6
SVK	2:3	0:3	6:6	



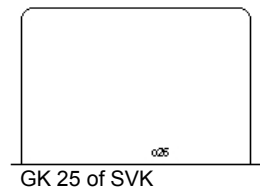
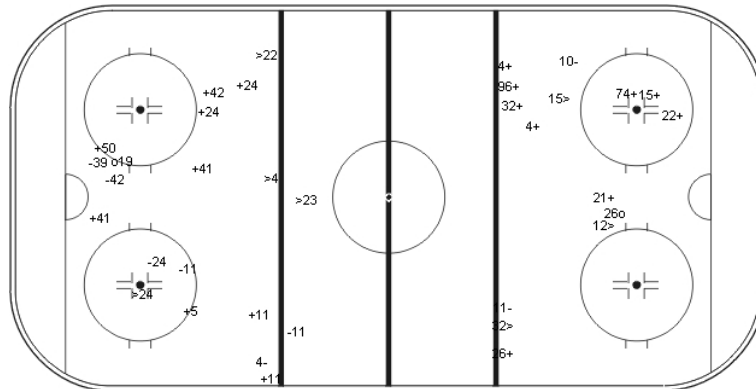
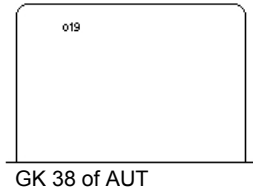
LEGEND		
ET/Res	Penalty end time/Result of game	OT Overtime
ENG	Empty net goal	Pen. Penalty
EQ	Equal strength	PIM Penalties in minutes
(G)	Number of goals in tournament	Pos. Position
GA	Goals against	D - Defense
GF	Goals for	F - Forward
GK	Goalkeeper	PP1 Power play - 1 player
GP	Number of games played	PP2 Power play - 2 players
GWS	Game winning shot	PPG Power play goals
L	Number of games lost	PS Penalty shot
No.	Player number	PTS Points
+/-	Net result of positive and negative participation	SH1 Shorthanded - 1 player
		SH2 Shorthanded - 2 players
		SHG Shorthanded goals
		SOG Shots on goal
		SSG Shots saved by goalkeeper
		SVS Saves
		T Number of games tied
		TS Total shots by player
		TPP Time on power play
		W Number of games won



ICE HOCKEY MEN, PRELIMINARY ROUND, GAME 9
 HOCKEY SUR GLACE HOMMES, TOUR PRELIMINAIRE, MATCH 9

E CENTER TUE 12 FEB 2002 / MAR 12 FEV 2002 START TIME / DÉBUT 16:05

SVK - AUT




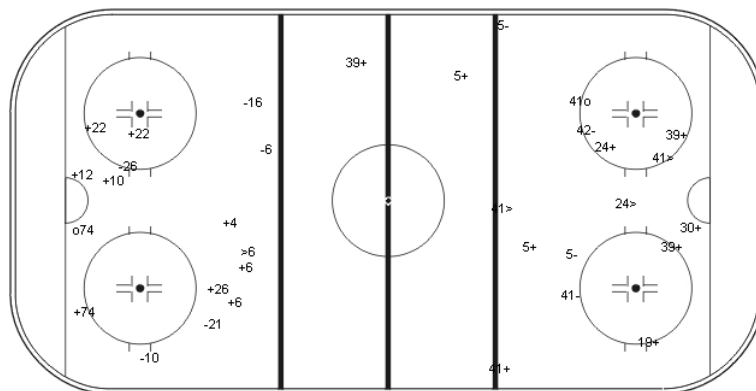
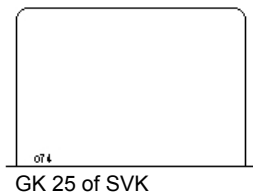
Shots by SVK
 Goals (o): 1
 SSP(<): 4

Period: 1

Shots by AUT
 Goals (o): 1
 SSP(>): 3

SSG(+): 9
 SPG(-): 5

SSG(+): 9
 SPG(-): 3



Shots by AUT
 Goals (o): 1
 SSP(<): 1

Period: 2

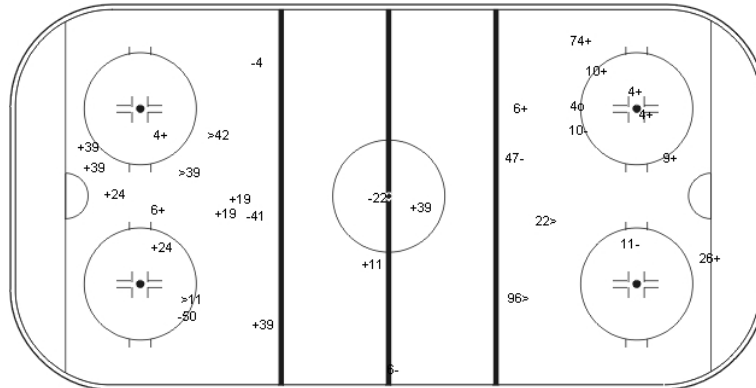
Shots by SVK
 Goals (o): 1
 SSP(>): 3

SSG(+): 9
 SPG(-): 5

SSG(+): 9
 SPG(-): 4



GK 38 of AUT



GK 25 of SVK

Shots by SVK
 Goals (0): 0 SSG(+): 9
 SSP(<): 3 SPG(-): 4

Period: 3

Shots by AUT
 Goals (0): 1 SSG(+): 9
 SSP(>): 2 SPG(-): 4

LEGEND

ENG Empty net goal
GK Goalkeeper

SPG Shots past goal
SSG Shots saved by goalkeeper

SSP Shots saved by player



ICE HOCKEY MEN, PRELIMINARY ROUND, GAME 9
 HOCKEY SUR GLACE HOMMES, TOUR PRELIMINAIRE, MATCH 9

E CENTER TUE 12 FEB 2002 / MAR 12 FEV 2002 START TIME / DÉBUT 16:05

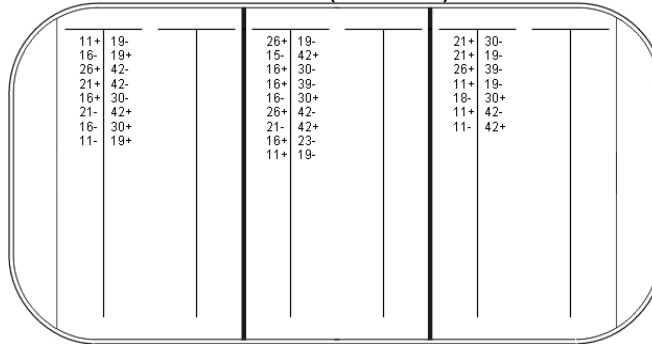
SVK - AUT

Face-off by AUT

Period: 1

	Won	Lost
DZ	4	4
MZ	6	3
AZ	5	2
Total	15	9

Period 1 (AUT - SVK)



Face-off by SVK

Period: 1


	Won	Lost
DZ	2	5
MZ	3	6
AZ	4	4
Total	9	15

Face-off by SVK

Period: 2

	Won	Lost
DZ	3	2
MZ	5	6
AZ	5	5
Total	13	13

Period 2 (SVK - AUT)



Face-off by AUT

Period: 2

	Won	Lost
DZ	5	5
MZ	6	5
AZ	2	3
Total	13	13

Game total

	Won	Lost
DZ	5	7
MZ	8	12
AZ	9	9
Total	22	28

Game total


	Won	Lost
DZ	9	9
MZ	12	8
AZ	7	5
Total	28	22

Face-off by AUT

Period: 3

	Won	Lost
DZ	7	2
MZ	4	6
AZ	3	2
Total	14	10

Period 3 (AUT - SVK)



Face-off by SVK

Period: 3

	Won	Lost
DZ	2	3
MZ	6	4
AZ	2	7
Total	10	14

Game total

	Won	Lost
DZ	16	11
MZ	16	14
AZ	10	7
Total	42	32

Game total

	Won	Lost
DZ	7	10
MZ	14	16
AZ	11	16
Total	32	42

LEGEND

AZ Attack zone

DZ Defensive zone

MZ Middle zone



ICE HOCKEY MEN, PRELIMINARY ROUND, GAME 10
HOCKEY SUR GLACE HOMMES, TOUR PRELIMINAIRE, MATCH 10

PEAKS TUE 12 FEB 2002 / MAR 12 FEV 2002 START TIME / DÉBUT 19:00

GER - LAT

Referee

Linesmen

SAVOLAINEN Rami (IIHF)

BRUUN Panu (IIHF), NORRMAN Johan (IIHF)

Goalkeepers

Team: GER
No. Name
33 SELIGER Marc
47 KUNAST Christian

Team: LAT
No. Name
1 IRBE Arturs
30 NAUMOVVS Sergejs

Team Line-ups

Team: GER (BLACK)		
No.	Pos.	Name
13	D	SCHUBERT Christoph
20	F	RUMRICH Jurgen
21	F	USTORF Stefan
36	D	GOLDMANN Erich
83	F	BENDA Jan
10	D	EHRHOFF Christian
41	D	KUNCE Daniel
48	F	SOCCIO Leonard
49	F	KATHAN Klaus
75	F	MORCZINIETZ Andreas
22	F	REICHEL Martin
26	F	KREUTZER Daniel
27	F	ABSTREITER Tobias
31	D	RENZ Andreas
84	D	SEIDENBERG Dennis
16	F	HYNES Wayne
18	F	LOTH Andreas
81	F	MACKAY Mark
Head Coach: ZACH Hans		

Team: LAT (WHITE)		
No.	Pos.	Name
8	F	FANDULS Vyacheslavs
9	F	BELAVSKIS Aleksandrs
21	F	KERCS Aleksandrs
23	D	TRIBUNCOVS Atvars
28	D	MATICINS Andrejs
2	D	LAVINS Rodrigo
12	F	MACIJEVSKIS Aleksandrs
17	F	NIZIVIJS Aleksandrs
22	D	SOROKINS Olegs
29	F	CIPRUSS Aigars
3	D	IGNATJEVS Viktors
5	D	BONDAREVS Igors
13	F	PANTELEJEVS Grigorijs
14	F	TAMBIJEVS Leonids
20	F	VITOLINS Harijs
11	F	SENINS Sergejs
15	D	ASTASENKO Kaspars
27	F	SEMJONOVVS Aleksandrs
Head Coach: LINDSTROM Curt		

Group A

R	Team	G	W	T	L	GF:GA	PTS
1	GER	2	2	0	0	6:2	4
2	LAT	2	1	1	0	10:8	3
3	SVK	2	0	1	1	6:9	1
4	AUT	2	0	0	2	4:7	0

	AUT	GER	LAT	SVK
AUT		2:3	2:4	12 Tue/16:05
GER	3:2		12 Tue/19:00	3:0
LAT	4:2	12 Tue/19:00		6:6
SVK	12 Tue/16:05	0:3	6:6	

LEGEND

EG	Emergency goalkeeper	No.	Player number	R	Rank
G	Number of games played	Pos.	Position	T	Number of games tied
GA	Goals against		D - Defense	W	Number of games won
GF	Goals for		F - Forward		
L	Number of games lost	PTS	Points		



Event	Abbreviation of the tournament (e.g. WSA, W18C, WWSB, or W20D...)	Abbreviation	Explanations of penalty abbreviations	Code
Place	Name of the city or the ice rink the games takes place	ABUSE	Abuse of officials	01
Date	Date the games take place	BD-CK	Body Checking (female hockey only)	02
Start	Time the beginning of the game is announced in the schedule	BENCH	Bench Minor Penalty	03
Game No.	Number of spectators	BOARD	Boarding	04
Home Team (A)	Number of the game announced in the schedule	BUT-E	Butt-Ending	05
Visiting Team (B)	Abbreviation of the home team (e.g. SUJ, USA...)	CHARG	Charging	06
No.	Abbreviation of the visiting team (e.g. SUJ, USA...)	CHE-B	Checking from behind	07
Family and given name (+BP+C/A)	Jersey number of the player (* = Starts the game) Name of the player, followed by comma, and given name(s); add BP = Best player of the game, C = Captain or A = Assistant Captain	CROSS	Cross-checking	08
Pos	Position (GK = Goalkeeper, EG = Emergency Goalkeeper, D = Defenseman, F = Forward)	DELAY	Delaying the game	09
L	Number of lineup (1 = first line, 2 = second line, 3 = third line, 4= fourth line)	DIS-N	Goal being deliberately knocked	10
SoG	Sum of shots on goal (shots saved by goalie plus scored goals) of this player	ELBOW	Elbowing	11
#	Number of goal (-- for missed penaltyshot)	FISTI	Fisticuffs	12
Time	Time the goal is scored	GA-MI	Game misconduct penalty	13
G	Jersey number of the player scoring the goal	GR-MI	Gross misconduct penalty	14
A1	Jersey number of the first assist	HI-ST	High Sticking	15
A2	Jersey number of the second assist	HOLD	Holding	16
GS	Game situation (EQ = equal, PP1 = power play 5:4 or 4:3, PP2 = power play 5:3, SH1 = shorthanded 4:5 or 3:4, SH2 = shorthanded 3:5, PS = penalty shot, GWS = game winning shot)	HOOK	Hooking	17
P1 P2 P3 P4 P5 P6	Positive participation (all players on ice of the goal scoring team)	HO-ST	Holding the stick	18
N1 N2 N3 N4 N5 N6	Negative participation (all players on ice of the goal receiving team)	IL-EQ	Illegal Equipment	19
Time	Time the penalty is called by the referee	INTRF	Interference	20
No.	Jersey number of the penalized player	KNEE	Kneeing	21
Offence	Abbreviation of penalty (explanation see next column)	MATCH	Matching penalty	22
Start	Time the penalty starts	MISC	Misconduct penalty	23
End	Time the penalty ends	OTHER	Other Offences	24
Team Manager	Name and given name of the team manager	P-SHOT	Penalty shot	25
Head Coach	Name and given name of the head coach	ROUGH	Roughing	26
Assistant Coach	Name and given name of the assistant coach	SLASH	Slashing	27
Period	Period 1, 2, 3, OVT = overtime, GWS = game winning shots	SPEAR	Spearing	28
Total	Total sum of all entries in the columns	TOO-M	Too many players on ice	29
G:A:B	Number of goals scored by team A : team B (depending on period)	TRIP	Tripping	30
SOG A:B	Number of shots on goal plus scored by team A : team B (depending on period)	UN-SP	Unsportsmanlike Conduct	31
PIM A:B	Number of penalty minutes for team A : team B (depending on period)			
PPGF A:B	Number of power play goals scored by team A : team B (depending on period)			
SHGF A:B	Number of shorthanded goals scored by team A : team B (depending on period)			
GKA1	Sum of shots saved by the first goalie of team A (depending on period)			
GKA2	Sum of shots saved by the second goalie of team A (depending on period)			
EGA	Sum of shots saved by the emergency goalie of team A (depending on period)			
GKB1	Sum of shots saved by the first goalie of team B (depending on period)			
GKB2	Sum of shots saved by the second goalie of team B (depending on period)			
EGB	Sum of shots saved by the emergency goalie of team B (depending on period)			
GKA	Jersey numbers of the goalies of team A			
GKB	Jersey numbers of the goalies of team B			
MIP	Minutes in play for each goalie			
GA	Goals against for each goalie			
Start of game	Time the game really starts			
End of game	Time the game really ends			
Timeout A	Time the home team takes a 30 seconds timeout			
Timeout B	Time the visiting team takes a 30 seconds timeout			
Game Supervisor	Name of the game supervisor			
Time	Time the goalie comes in or goes out			
GKA	Jersey number of the goalie of team A coming in (- for leaving)			
GKB	Jersey number of the goalie of team B coming in (- for leaving)			
Referee	Name and given name of the referee for this game			
Scorekeeper	Name and given name of the scorekeeper for this game			
Linesman	Name and given name of the linesman for this game			
Goal Judge	Name and given name of the goal judge for this game			
Timekeeper	Name and given name of the timekeeper for this game			
Sign.	Signature of Referee, Scorekeeper, Manager of Team A and Manager of Team B			
A	Jersey number of the player of team A (Marked with * when he starts the game winning			
B	Jersey number of the player of team B (Marked with * when he starts the game winning			
GKA	Goalie of team A for this game winning shot			
GKB	Goalie of team B for this game winning shot			
GF:GA	Goals scored after this game winning shot of each team			

Time	GKA	GKB

Game Winning Shots

A	B	GKA	GKB	Score	A	B	GKA	GKB	Score	A	B	GKA	GKB	Score	A	B	GKA	GKB	Score	A	B	GKA	GKB	Score

Notes:



ICE HOCKEY MEN, PRELIMINARY ROUND, GAME 10
HOCKEY SUR GLACE HOMMES, TOUR PRELIMINAIRE, MATCH 10

PEAKS TUE 12 FEB 2002 / MAR 12 FEV 2002 START TIME / DÉBUT 19:00

GER - LAT 4-1 (2-1, 2-0, 0-0)

Spectators	Referee	Linesmen
6574	SAVOLAINEN Rami (IIHF)	BRUUN Panu (IIHF), NORRMAN Johan (IIHF)

Team Statistics

Period	Score	SVS	SOG	PIM	TPP	PPG	SHG
1	2 : 1	7 : 9	11 : 8	2 : 4	4:00 : 2:00	0 : 0	0 : 0
2	2 : 0	7 : 10	12 : 7	2 : 0	0:00 : 2:00	0 : 0	0 : 0
3	0 : 0	11 : 6	6 : 11	6 : 6	3:49 : 4:00	0 : 0	0 : 0
Total	4 : 1	25 : 25	29 : 26	10 : 10	7:49 : 8:00	0 : 0	0 : 0

1st Period

Action	Time	ET/Res	Team	Type	No.	Name	(G) Name of Assistant(s) / Action Description
GK	00:00		GER		33	SELIGER M	
GK	00:00		LAT		1	IRBE A	
Goal	02:21	1:0	GER	EQ	22	REICHEL M	(1) 27 ABSTREITER T On ice GER 33 22 26 27 36 84 LAT 1 13 14 23 27 28
Goal	04:07	2:0	GER	EQ	48	SOCCIO L	(2) 49 KATHAN K On ice GER 33 31 48 49 75 84 75 MORCZINIETZ A LAT 1 14 17 23 28 29
Goal	06:34	2:1	LAT	EQ	29	CIPRUSS A	(1) 17 NIZIVIJS A On ice GER 33 13 36 48 49 75 12 MACIJEVSKIS A LAT 1 12 17 23 28 29
Penalty	07:59	09:59	GER	2 min.	41	KUNCE D	-Roughing
Penalty	10:44	12:44	LAT	2 min.	27	SEMJONOV S A	-Hooking
Penalty	16:46	18:46	LAT	2 min.	2	LAVINS R	-Holding

2nd Period

Action	Time	ET/Res	Team	Type	No.	Name	(G) Name of Assistant(s) / Action Description
GK	20:00		GER		33	SELIGER M	
GK	20:00		LAT		1	IRBE A	
Goal	22:56	3:1	GER	EQ	21	USTORF S	(1) On ice GER 33 10 13 20 21 81 LAT 1 12 15 17 22 29
Goal	33:57	4:1	GER	EQ	49	KATHAN K	(3) 48 SOCCIO L On ice GER 33 27 31 49 75 84 LAT 1 8 9 21 23 28
Penalty	35:08	37:08	GER	2 min.	81	MACKAY M	-Slashing

3rd Period

Action	Time	ET/Res	Team	Type	No.	Name	(G) Name of Assistant(s) / Action Description
GK	40:00		GER		33	SELIGER M	
GK	40:00		LAT		1	IRBE A	
Penalty	44:11	46:11	LAT	2 min.	22	SOROKINS O	-Tripping
Penalty	47:52	49:52	GER	2 min.	41	KUNCE D	-Interference
Penalty	53:56	55:56	GER	2 min.	16	HYNES W	-Unsportsmanlike Conduct
Penalty	53:56	55:56	LAT	2 min.	9	BELAVSKIS A	-Roughing
Penalty	56:02	58:02	GER	2 min.	84	SEIDENBERG D	-Delaying the game
Penalty	58:11	60:00	LAT	2 min.	28	MATICINS A	-Hooking

Goalkeeper Records

Team: GER - Germany			
No.	Goalkeepers	SOG	SVS
33	SELIGER Marc	26	25
47	KUNAST Christian	0	0

Team: LAT - Latvia			
No.	Goalkeepers	SOG	SVS
	IRBE Arturs		29
30	NAUMOV S Sergejs	0	0



Shots & Plus-Minus

Team: GER - Germany								
No.	Pos.	Player	1	2	3	OT	TS	+/-
13	D	SCHUBERT Christoph	1	1	0	0	2	0
20	F	RUMRICH Jurgen	2	1	0	0	3	1
21	F	USTORF Stefan	1	1	0	0	2	1
36	D	GOLDMANN Erich	2	0	0	0	2	0
83	F	BENDA Jan	0	2	1	0	3	0
10	D	EHRHOFF Christian	1	0	1	0	2	1
41	D	KUNCE Daniel	0	0	0	0	0	0
48	F	SOCCIO Leonard	2	1	0	0	3	0
49	F	KATHAN Klaus	0	1	0	0	1	1
75	F	MORCZINIETZ Andreas	0	0	1	0	1	1
22	F	REICHEL Martin	1	0	0	0	1	1
26	F	KREUTZER Daniel	1	1	0	0	2	1
27	F	ABSTREITER Tobias	0	2	1	0	3	2
31	D	RENZ Andreas	0	0	0	0	0	2
84	D	SEIDENBERG Dennis	0	2	0	0	2	3
16	F	HYNES Wayne	0	0	0	0	0	0
18	F	LOTH Andreas	0	0	1	0	1	0
81	F	MACKAY Mark	0	0	1	0	1	1
TOTALS			11	12	6	0	29	

Head Coach: ZACH Hans

Team: LAT - Latvia								
No.	Pos.	Player	1	2	3	OT	TS	+/-
8	F	FANDULS Vyacheslavs	0	1	0	0	1	-1
9	F	BELAVSKIS Aleksandrs	0	1	1	0	2	-1
21	F	KERCS Aleksandrs	0	0	1	0	1	-1
23	D	TRIBUNCOVS Atvars	0	0	1	0	1	-2
28	D	MATICINS Andrejs	1	2	0	0	3	-2
2	D	LAVINS Rodrigo	0	0	0	0	0	0
12	F	MACIJEVSKIS Aleksandrs	1	0	1	0	2	0
17	F	NIZIVIJS Aleksandrs	0	0	1	0	1	-1
22	D	SOROKINS Olegs	0	1	1	0	2	-1
29	F	CIPRUSS Aigars	1	0	0	0	1	-1
3	D	IGNATJEVS Viktors	2	2	1	0	5	0
5	D	BONDAREVS Igors	1	0	0	0	1	0
13	F	PANTELEJEVS Grigorijs	0	0	2	0	2	-1
14	F	TAMBIJEVS Leonids	0	0	0	0	0	-2
20	F	VITOLINS Harijs	1	0	1	0	2	0
11	F	SENINS Sergejs	0	0	0	0	0	0
15	D	ASTASENKO Kaspars	0	0	0	0	0	-1
27	F	SEMJONOV Aleksandrs	1	0	1	0	2	-1
TOTALS			8	7	11	0	26	

Head Coach: LINDSTROM Curt

Group A

R	Team	GP	W	T	L	GF:GA	PTS	
1	GER	3	3	0	0	10:3	6	AUT
2	LAT	3	1	1	1	11:12	3	GER
3	AUT	3	1	0	2	7:9	2	LAT
4	SVK	3	0	1	2	8:12	1	SVK

	AUT	GER	LAT	SVK
AUT		2:3	2:4	3:2
GER	3:2		4:1	3:0
LAT	4:2	1:4		6:6
SVK	2:3	0:3	6:6	

LEGEND

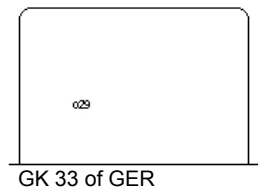
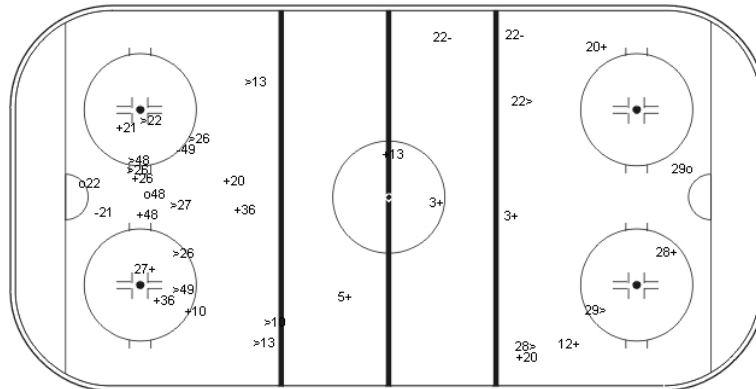
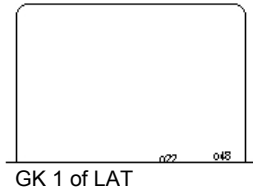
ET/Res	Penalty end time/Result of game	OT	Overtime	SH1	Shorthanded - 1 player
ENG	Empty net goal	Pen.	Penalty	SH2	Shorthanded - 2 players
EQ	Equal strength	PIM	Penalties in minutes	SHG	Shorthanded goals
(G)	Number of goals in tournament	Pos.	Position	SOG	Shots on goal
GA	Goals against		D - Defense	SSG	Shots saved by goalkeeper
GF	Goals for		F - Forward	SVS	Saves
GK	Goalkeeper	PP1	Power play - 1 player	T	Number of games tied
GP	Number of games played	PP2	Power play - 2 players	TS	Total shots by player
GWS	Game winning shot	PPG	Power play goals	TPP	Time on power play
L	Number of games lost	PS	Penalty shot	W	Number of games won
No.	Player number	PTS	Points		
+/-	Net result of positive and negative participation				



ICE HOCKEY MEN, PRELIMINARY ROUND, GAME 10
 HOCKEY SUR GLACE HOMMES, TOUR PRELIMINAIRE, MATCH 10

PEAKS TUE 12 FEB 2002 / MAR 12 FEV 2002 START TIME / DÉBUT 19:00

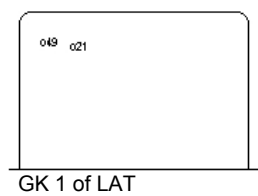
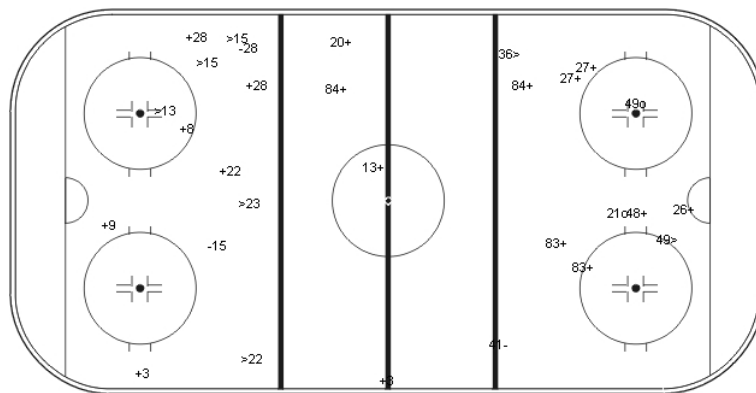

GER - LAT



Shots by GER
 Goals (o): 2 SSG(+): 9
 SSP(<): 10 SPG(-): 2

Period: 1

Shots by LAT
 Goals (o): 1 SSG(+): 7
 SSP(>): 3 SPG(-): 2



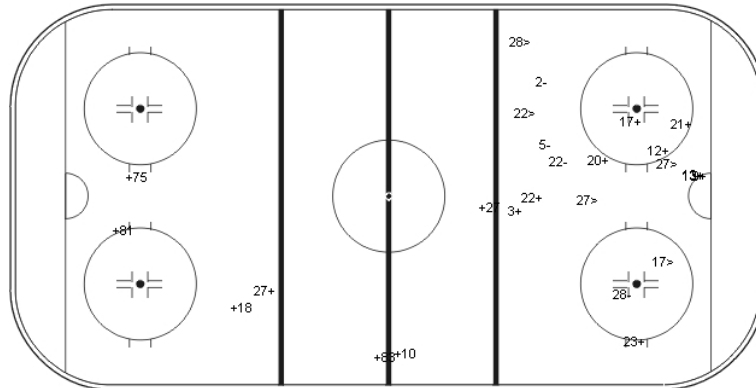
Shots by LAT
 Goals (o): 0 SSG(+): 7
 SSP(<): 5 SPG(-): 2

Period: 2

Shots by GER
 Goals (o): 2 SSG(+): 10
 SSP(>): 2 SPG(-): 1



GK 1 of LAT



GK 33 of GER

Shots by GER
 Goals (o): 0 SSG(+): 6
 SSP(<): 0 SPG(-): 0

Period: 3

Shots by LAT
 Goals (o): 0 SSG(+): 11
 SSP(>): 5 SPG(-): 4

LEGEND

ENG Empty net goal
GK Goalkeeper

SPG Shots past goal
SSG Shots saved by goalkeeper

SSP Shots saved by player



ICE HOCKEY MEN, PRELIMINARY ROUND, GAME 10
 HOCKEY SUR GLACE HOMMES, TOUR PRELIMINAIRE, MATCH 10

PEAKS TUE 12 FEB 2002 / MAR 12 FEV 2002 START TIME / DÉBUT 19:00

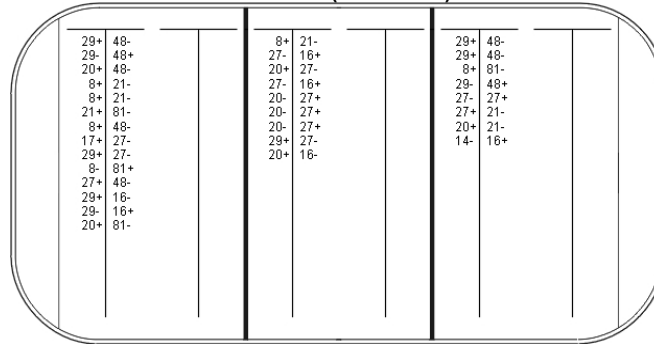
GER - LAT

Face-off by LAT

Period: 1

	Won	Lost
DZ	11	3
MZ	4	5
AZ	5	3
Total	20	11

Period 1 (LAT - GER)



Face-off by GER

Period: 1

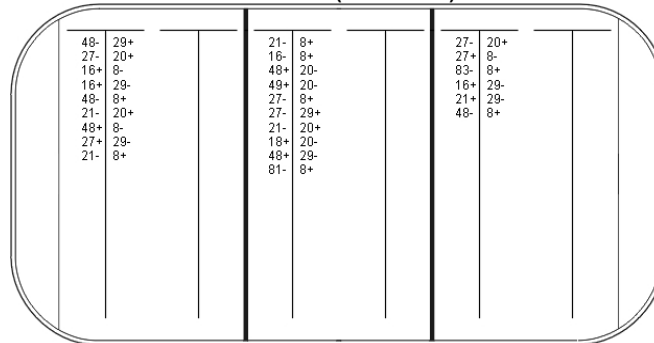
	Won	Lost
DZ	3	5
MZ	5	4
AZ	3	11
Total	11	20

Face-off by GER

Period: 2

	Won	Lost
DZ	4	5
MZ	4	6
AZ	3	3
Total	11	14

Period 2 (GER - LAT)



Face-off by LAT

Period: 2

	Won	Lost
DZ	3	3
MZ	6	4
AZ	5	4
Total	14	11

Game total

	Won	Lost
DZ	7	10
MZ	9	10
AZ	6	14
Total	22	34

Game total


	Won	Lost
DZ	14	6
MZ	10	9
AZ	10	7
Total	34	22

Face-off by LAT

Period: 3

	Won	Lost
DZ	2	1
MZ	3	3
AZ	7	2
Total	12	6

Period 3 (LAT - GER)



Face-off by GER

Period: 3

	Won	Lost
DZ	2	7
MZ	3	3
AZ	1	2
Total	6	12

Game total

	Won	Lost
DZ	16	7
MZ	13	12
AZ	17	9
Total	46	28

Game total

	Won	Lost
DZ	9	17
MZ	12	13
AZ	7	16
Total	28	46

LEGEND

AZ Attack zone

DZ Defensive zone

MZ Middle zone



ICE HOCKEY MEN, PRELIMINARY ROUND, GAME 11
HOCKEY SUR GLACE HOMMES, TOUR PRELIMINAIRE, MATCH 11

E CENTER WED 13 FEB 2002 / MER 13 FEV 2002 START TIME / DÉBUT 16:05

SUI - BLR

Referee

MIHALIK Vladimir (IIHF)

Linesmen

KULAKOV Sergei (IIHF), LAUFF Rudolf (IIHF)

Goalkeepers

Team: SUI	
No.	Name
26	GERBER Martin
40	AEBISCHER David
41	WEIBEL Lars (EG)

Team: BLR	
No.	Name
31	MEZIN Andrei
33	FATIKOV Leonid
2	SHABANOV Sergei (EG)

Team Line-ups

Team: SUI (RED)		
No.	Pos.	Name
3	D	VAUCLAIR Julien
5	D	SUTTER Patrick
18	F	ROTHELI Andre
19	F	AESCHLIMANN Jean-Jacques
35	F	JEANNIN Sandy
7	D	STREIT Mark
22	D	KELLER Olivier
28	F	PLUSS Martin
32	F	RUTHEMANN Ivo
37	F	CHRISTEN Bjorn
11	D	STEINEGGER Martin
12	F	DELLA ROSSA Patric
17	F	CRAMERI Gian-Marco
21	F	FISCHER Patrick
31	D	SEGER Mathias
10	D	HOHENER Martin
Head Coach: KRUEGER Ralph		

Team: BLR (WHITE)		
No.	Pos.	Name
3	D	KHMYL Oleg
5	D	ROMANOV Oleg
17	F	KALYUZHNY Aleksei
29	F	TSYPLAKOV Vladimir
32	F	PANKOV Dmitry
4	D	MAKRITSKY Aleksandr
13	F	KOVALEV Andrei
24	F	DUDIK Dmitry
27	D	ZHURIK Aleksandr
37	F	RASOLKO Andrei
9	F	ANDRIEVSKY Aleksandr
11	F	BEKBULATOV Vadim
18	F	ANTONENKO Oleg
21	D	MIKULCHIK Oleg
26	D	STAS Serguei
6	D	MATUSHKIN Igor
14	F	PANKOV Vasily
Head Coach: KRIKUNOV Vladimir		

Group B

R	Team	G	W	T	L	GF:GA	PTS
1	BLR	2	2	0	0	4 : 1	4
2	UKR	2	1	0	1	5 : 3	2
3	FRA	2	0	1	1	4 : 6	1
4	SUI	2	0	1	1	5 : 8	1

	BLR	FRA	SUI	UKR
BLR		3:1	13 Wed/16:05	1:0
FRA	1:3		3:3	13 Wed/19:00
SUI	13 Wed/16:05	3:3		2:5
UKR	0:1	13 Wed/19:00	5:2	

LEGEND

EG	Emergency goalkeeper	No.	Player number	R	Rank
G	Number of games played	Pos.	Position	T	Number of games tied
GA	Goals against		D - Defense	W	Number of games won
GF	Goals for		F - Forward		
L	Number of games lost	PTS	Points		



ICE HOCKEY MEN

Round	PRELIMINARY ROUND	Venue	E Center	Date	13 Feb 2002	Start	16.05	Spectators	7736	Game no.	11
--------------	-------------------	--------------	----------	-------------	-------------	--------------	-------	-------------------	------	-----------------	----

Home team (A) (Jersey colour)		Switzerland (RED)		Goals													Penalties											
No.	Name	Pos.	L	SOG	#	Time	G	A1	A2	GS	P1	P2	P3	P4	P5	P6	N1	N2	N3	N4	N5	N6	Time	No.	Min	Offence	Start	End
3	VAUCLAIR Julien	D	1	0	1	16:52	21	17		EQ	11	12	17	21	26	31	3	5	29	31	32	37	18:35	11	2	HI-ST	18:35	20:35
5	SUTTER Patrick	A	D	1	3	29:11	19	35	18	EQ	11	18	19	26	31	35	3	5	13	24	31	37	36:50	22	2	HOLD	36:50	38:50
7*	STREIT Mark	C	D	2	4																		43:53	22	2	HOOK	43:53	45:53
10	HOHENER Martin	D	4	0																			43:53	22	2	ROUGH	45:53	47:53
11	STEINEGGER Martin	D	3	1																								
12	DELLA ROSSA Patric	F	3	3																								
17	CRAMERI Gian-Marco	F	3	3																								
18	ROTHELI Andre	F	1	3																								
19	AESCHLIMANN Jean-Jacques	F	1	4																								
21	FISCHER Patrick	F	3	6																								
22*	KELLER Olivier	D	2	0																								
26*	GERBER Martin	GK		0																								
28*	PLUS Martin	A	F	2	5																							
31	SEGER Mathias	D	3	1																								
32*	RUTHEMANN Ivo	F	2	1																								
35	JEANNIN Sandy	F	1	2																								
37*	CHRISTEN Bjorn	F	2	1																								
40	AEBISCHER David	GK		0																								
41	WEIBEL Lars	EG		0																								
Team Manager:	ZAHNER Peter		Head Coach:	KRUEGER Ralph		Assistant Coach:	GUSTAFSSON Bengt-Ake																					

Visiting team (B) (Jersey colour)		Belarus (WHITE)		Goals													Penalties												
No.	Name	Pos.	L	SOG	#	Time	G	A1	A2	GS	P1	P2	P3	P4	P5	P6	N1	N2	N3	N4	N5	N6	Time	No.	Min	Offence	Start	End	
2	SHABANOV Sergei	EG		0	1	23:42	11	24	13	EQ	4	11	13	24	27	31	3	5	18	19	26	35	10:56	24	2	HOLD	10:56	12:56	
3*	KHMYL Oleg	A	D	1	0																			24:30	21	2	HO-ST	24:30	26:30
4	MAKRITSKY Aleksandr	D	2	1																				43:53	18	2	HOLD	43:53	45:53
5*	ROMANOV Oleg	D	1	1																				43:53	18	2	ROUGH	45:53	47:53
6	MATUSHKIN Igor	D	4	0																				43:53	18	2	ROUGH	47:53	49:53
9	ANDRIEVSKY Aleksandr	C	F	3	3																								
11	BEKBULATOV Vadim	F	3	1																									
13	KOVALEV Andrei	F	2	3																									
14	PANKOV Vasily	F	4	0																									
17*	KALYUZHNY Aleksei	F	1	2																									
18	ANTONENKO Oleg	F	3	1																									
21	MIKULCHIK Oleg	D	3	0																									
24	DUDIY Dmitry	F	2	1																									
26	STAS Serguei	D	3	4																									
27	ZHURIK Aleksandr	D	2	0																									
29*	TSYPLAKOV Vladimir	A	F	1	2																								
31*	MEZIN Andrei	GK		0																									
32*	PANKOV Dmitry	F	1	2																									
33	FATIKOV Leonid	GK		0																									
37	RASOLKO Andrei	F	2	3																									
Team Manager:	LESHCHIK Alexander		Head Coach:	KRIKUNOV Vladimir		Assistant Coach:	VORONIN Valery																						

Game Summary					Saves						Goalkeeper Records						Goalkeeper Changes				
P	G A:B	SOG A:B	PIM A:B	PPGF A:B	SHGF A:B	GKA1	GKA2	EGA	GKB1	GKB2	EGB	GKA	MIP	GA	GKB	MIP	GA	Time	GKA	GKB	
1	1:0	13:5	2:2	0:0	0:0	5	0	0	12	0	0	26	60:00	1	31	60:00	2	00:00	26	31	
2	1:1	19:8	2:2	0:0	0:0	7	0	0	18	0	0							60:00	--	--	
3	0:0	5:11	4:6	0:0	0:0	11	0	0	5	0	0										
OVT																		Start of game: 16:05		End of game: 18:01	
GWS																		Time-out A:		Time-out B:	
Total	2:1	37:24	8:10	0:0	0:0	23	0	0	35	0	0	Game Supervisor: STEBLIN Alexander									

Referee	MIHALIK Vladimir	Linesman	KULAKOV Sergei	Goal Judge	SNEED Geoff	Video GJ	OKOLICANY Juraj
Scorekeeper	HOY Tom	Linesman	LAUFF Rudolf	Goal Judge	SHEGRUD Bob	Game Timekeeper	FLETCHER Cheryl
Sign. Manager B		Sign. Manager A		Sign. Scorekeeper		Sign. Referee	



Event	Abbreviation of the tournament (e.g. WSA, W18C, WWSB, or W20D...)	Abbreviation	Explanations of penalty abbreviations	Code
Place	Name of the city or the ice rink the games takes place	ABUSE	Abuse of officials	01
Date	Date the games take place	BD-CK	Body Checking (female hockey only)	02
Start	Time the beginning of the game is announced in the schedule	BENCH	Bench Minor Penalty	03
Spectators	Number of spectators	BOARD	Boarding	04
Game No.	Number of the game announced in the schedule	BUT-E	Butt-Ending	05
Home Team (A)	Abbreviation of the home team (e.g. SUI, USA...)	CHARG	Charging	06
Visiting Team (B)	Abbreviation of the visiting team (e.g. SUI, USA...)	CHE-B	Checking from behind	07
No.	Jersey number of the player (* = Starts the game)	CROSS	Cross-checking	08
Family and given name (+BP+C/A)	Name of the player, followed by comma, and given name(s); add BP = Best player of the game, C = Captain or A = Assistant Captain	DELAY	Delaying the game	09
Pos	Position (GK = Goalkeeper, EG = Emergency Goalkeeper, D = Defenseman, F = Forward)	DIS-N	Goal being deliberately knocked	10
L	Number of lineup (1 = first line, 2 = second line, 3 = third line, 4= fourth line)	ELBOW	Elbowing	11
SoG	Sum of shots on goal (shots saved by goalie plus scored goals) of this player	FISTI	Fisticuffs	12
#	Number of goal (-- for missed penaltyshot)	GA-MI	Game misconduct penalty	13
Time	Time the goal is scored	GR-MI	Gross misconduct penalty	14
G	Jersey number of the player scoring the goal	HI-ST	High Sticking	15
A1	Jersey number of the first assist	HOLD	Holding	16
A2	Jersey number of the second assist	HOOK	Hooking	17
GS	Game situation (EQ = equal, PP1 = power play 5:4 or 4:3, PP2 = power play 5:3, SH1 = shorthanded 4:5 or 3:4, SH2 = shorthanded 3:5, PS = penalty shot, GWS = game winning shot)	HO-ST	Holding the stick	18
P1 P2 P3 P4 P5 P6	Positive participation (all players on ice of the goal scoring team)	IL-EQ	Illegal Equipment	19
N1 N2 N3 N4 N5 N6	Negative participation (all players on ice of the goal receiving team)	INTRF	Interference	20
Time	Time the penalty is called by the referee	KNEE	Kneeing	21
No.	Jersey number of the penalized player	MATCH	Match penalty	22
Offence	Abbreviation of penalty (explanation see next column)	MISC	Misconduct penalty	23
Start	Time the penalty starts	OTHER	Other Offences	24
End	Time the penalty ends	P-SHOT	Penalty shot	25
Team Manager	Name and given name of the team manager	ROUGH	Roughing	26
Head Coach	Name and given name of the head coach	SLASH	Slashing	27
Assistant Coach	Name and given name of the assistant coach	SPEAR	Spearing	28
Period	Period 1, 2, 3, OVT = overtime, GWS = game winning shots	TOO-M	Too many players on ice	29
Total	Total sum of all entries in the columns	TRIP	Tripping	30
G A:B	Number of goals scored by team A : team B (depending on period)	UN-SP	Unsportsmanlike Conduct	31
SOG A:B	Number of shots on goal plus scored by team A : team B (depending on period)			
PIM A:B	Number of penalty minutes for team A : team B (depending on period)			
PPGF A:B	Number of power play goals scored by team A : team B (depending on period)			
SHGF A:B	Number of shorthanded goals scored by team A : team B (depending on period)			
GKA1	Sum of shots saved by the first goalie of team A (depending on period)			
GKA2	Sum of shots saved by the second goalie of team A (depending on period)			
EGA	Sum of shots saved by the emergency goalie of team A (depending on period)			
GKB1	Sum of shots saved by the first goalie of team B (depending on period)			
GKB2	Sum of shots saved by the second goalie of team B (depending on period)			
EGB	Sum of shots saved by the emergency goalie of team B (depending on period)			
GKA	Jersey numbers of the goalies of team A			
GKB	Jersey numbers of the goalies of team B			
MIP	Minutes in play for each goalie			
GA	Goals against for each goalie			
Start of game	Time the game really starts			
End of game	Time the game really ends			
Timeout A	Time the home team takes a 30 seconds timeout			
Timeout B	Time the visiting team takes a 30 seconds timeout			
Game Supervisor	Name of the game supervisor			
Time	Time the goalie comes in or goes out			
GKA	Jersey number of the goalie of team A coming in (- for leaving)			
GKB	Jersey number of the goalie of team B coming in (- for leaving)			
Referee	Name and given name of the referee for this game			
Scorekeeper	Name and given name of the scorekeeper for this game			
Linesman	Name and given name of the linesman for this game			
Goal Judge	Name and given name of the goal judge for this game			
Timekeeper	Name and given name of the timekeeper for this game			
Sign.	Signature of Referee, Scorekeeper, Manager of Team A and Manager of Team B			
A	Jersey number of the player of team A (Marked with * when he starts the game winning			
B	Jersey number of the player of team B (Marked with * when he starts the game winning			
GKA	Goalie of team A for this game winning shot			
GKB	Goalie of team B for this game winning shot			
GF:GA	Goals scored after this game winning shot of each team			

Time	GKA	GKB

Game Winning Shots

A	B	GKA	GKB	Score	A	B	GKA	GKB	Score	A	B	GKA	GKB	Score	A	B	GKA	GKB	Score	A	B	GKA	GKB	Score

Notes:



ICE HOCKEY MEN, PRELIMINARY ROUND, GAME 11
 HOCKEY SUR GLACE HOMMES, TOUR PRELIMINAIRE, MATCH 11

E CENTER WED 13 FEB 2002 / MER 13 FEV 2002 START TIME / DÉBUT 16:05

SUI - BLR 2-1 (1-0, 1-1, 0-0)

Spectators	Referee	Linesmen
7736	MIHALIK Vladimir (IIHF)	KULAKOV Sergei (IIHF), LAUFF Rudolf (IIHF)

Team Statistics

Period	Score	SVS	SOG	PIM	TPP	PPG	SHG
1	1 : 0	5 : 12	13 : 5	2 : 2	2:00 : 1:25	0 : 0	0 : 0
2	1 : 1	7 : 18	19 : 8	2 : 2	2:00 : 2:35	0 : 0	0 : 0
3	0 : 0	11 : 5	5 : 11	4 : 6	2:00 : 0:00	0 : 0	0 : 0
Total	2 : 1	23 : 35	37 : 24	8 : 10	6:00 : 4:00	0 : 0	0 : 0

1st Period

Action	Time	ET/Res	Team	Type	No.	Name	(G) Name of Assistant(s) / Action Description
GK	00:00		SUI		26	GERBER M	
GK	00:00		BLR		31	MEZIN A	
Penalty	10:56	12:56	BLR	2 min.	24	DUDIK D	-Holding
Goal	16:52	1:0	SUI	EQ	21	FISCHER P	(1) 17 CRAMERI GM On ice SUI 26 11 12 17 21 31 BLR 31 3 5 29 32 37
Penalty	18:35	20:35	SUI	2 min.	11	STEINEGGER M	-Highsticking

2nd Period

Action	Time	ET/Res	Team	Type	No.	Name	(G) Name of Assistant(s) / Action Description
GK	20:00		SUI		26	GERBER M	
GK	20:00		BLR		31	MEZIN A	
Goal	23:42	1:1	BLR	EQ	11	BEKBULATOV V	(1) 24 DUDIK D On ice SUI 26 3 5 18 19 35 13 KOVALEV A BLR 31 4 11 13 24 27
Penalty	24:30	26:30	BLR	2 min.	21	MIKULCHIK O	-Holding the stick
Goal	29:11	2:1	SUI	EQ	19	AESCHLIMANN JJ	(2) 35 JEANNIN S On ice SUI 26 11 18 19 31 35 18 ROTHOLI A BLR 31 3 5 13 24 37
Penalty	36:50	38:50	SUI	2 min.	22	KELLER O	-Holding

3rd Period

Action	Time	ET/Res	Team	Type	No.	Name	(G) Name of Assistant(s) / Action Description
GK	40:00		SUI		26	GERBER M	
GK	40:00		BLR		31	MEZIN A	
Penalty	43:53	45:53	SUI	2 min.	22	KELLER O	-Hooking
Penalty	43:53	47:53	SUI	2 min.	22	KELLER O	-Roughing
Penalty	43:53	45:53	BLR	2 min.	18	ANTONENKO O	-Holding
Penalty	43:53	47:53	BLR	2 min.	18	ANTONENKO O	-Roughing
Penalty	43:53	49:53	BLR	2 min.	18	ANTONENKO O	-Roughing

Goalkeeper Records

Team: SUI - Switzerland			
No.	Goalkeepers	SOG	SVS
26	GERBER Martin	24	23
40	AEBISCHER David	0	0

Team: BLR - Belarus			
No.	Goalkeepers	SOG	SVS
31	MEZIN Andrei	37	35
33	FATIKOV Leonid	0	0



Shots & Plus-Minus

Team: SUI - Switzerland							
No.	Pos.	Player	1	2	3	OT	TS +/-
3	D	VAUCLAIR Julien	0	0	0	0	0 -1
5	D	SUTTER Patrick	0	3	0	0	3 -1
18	F	ROTHELI Andre	1	0	2	0	3 0
19	F	AESCHLIMANN Jean-Jac	1	2	1	0	4 0
35	F	JEANNIN Sandy	0	2	0	0	2 0
7	D	STREIT Mark	0	2	2	0	4 0
22	D	KELLER Olivier	0	0	0	0	0 0
28	F	PLUSS Martin	3	2	0	0	5 0
32	F	RUTHEMANN Ivo	1	0	0	0	1 0
37	F	CHRISTEN Bjorn	0	1	0	0	1 0
11	D	STEINEGGER Martin	1	0	0	0	1 2
12	F	DELLA ROSSA Patric	2	1	0	0	3 1
17	F	CRAMERI Gian-Marco	1	2	0	0	3 1
21	F	FISCHER Patrick	3	3	0	0	6 1
31	D	SEGER Mathias	0	1	0	0	1 2
10	D	HOENER Martin	0	0	0	0	0 0
TOTALS			13	19	5	0	37
Head Coach: KRUEGER Ralph							

Team: BLR - Belarus							
No.	Pos.	Player	1	2	3	OT	TS +/-
3	D	KHMYL Oleg	0	0	0	0	0 -2
5	D	ROMANOV Oleg	0	0	1	0	1 -2
17	F	KALYUZHNY Aleksei	0	2	0	0	2 0
29	F	TSYPLAKOV Vladimir	1	0	1	0	2 -1
32	F	PANKOV Dmitry	1	0	1	0	2 -1
4	D	MAKRITSKY Aleksandr	0	0	1	0	1 1
13	F	KOVALEV Andrei	1	2	0	0	3 0
24	F	DUDIK Dmitry	0	0	1	0	1 0
27	D	ZHURIK Aleksandr	0	0	0	0	0 1
37	F	RASOLKO Andrei	1	1	1	0	3 -2
9	F	ANDRIEVSKY Aleksandr	0	0	3	0	3 0
11	F	BEKBULATOV Vadim	0	1	0	0	1 1
18	F	ANTONENKO Oleg	0	0	1	0	1 0
21	D	MIKULCHIK Oleg	0	0	0	0	0 0
26	D	STAS Serguei	1	2	1	0	4 0
6	D	MATUSHKIN Igor	0	0	0	0	0 0
14	F	PANKOV Vasily	0	0	0	0	0 0
TOTALS			5	8	11	0	24
Head Coach: KRIKUNOV Vladimir							

Group B

R	Team	GP	W	T	L	GF:GA	PTS
1	BLR	3	2	0	1	5:3	4
2	SUI	3	1	1	1	7:9	3
3	UKR	2	1	0	1	5:3	2
4	FRA	2	0	1	1	4:6	1

	BLR	FRA	SUI	UKR
BLR		3:1	1:2	1:0
FRA	1:3		3:3	13 FEB/19:00
SUI	2:1	3:3		2:5
UKR	0:1	13 FEB/19:00	5:2	

LEGEND

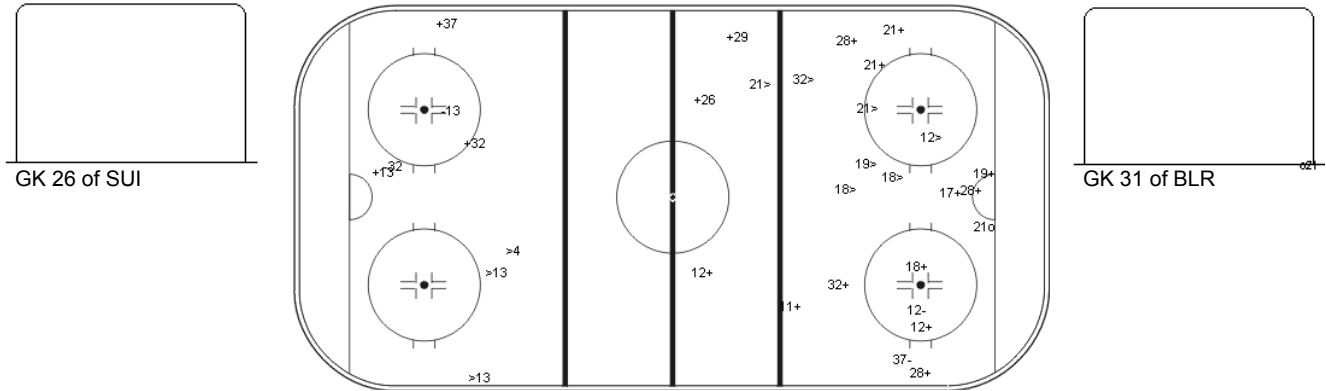
ET/Res	Penalty end time/Result of game	OT	Overtime	SH1	Shorthanded - 1 player
ENG	Empty net goal	Pen.	Penalty	SH2	Shorthanded - 2 players
EQ	Equal strength	PIM	Penalties in minutes	SHG	Shorthanded goals
(G)	Number of goals in tournament	Pos.	Position	SOG	Shots on goal
GA	Goals against		D - Defense	SSG	Shots saved by goalkeeper
GF	Goals for		F - Forward	SVS	Saves
GK	Goalkeeper	PP1	Power play - 1 player	T	Number of games tied
GP	Number of games played	PP2	Power play - 2 players	TS	Total shots by player
GWS	Game winning shot	PPG	Power play goals	TPP	Time on power play
L	Number of games lost	PS	Penalty shot	W	Number of games won
No.	Player number	PTS	Points		
+/-	Net result of positive and negative participation				



ICE HOCKEY MEN, PRELIMINARY ROUND, GAME 11
 HOCKEY SUR GLACE HOMMES, TOUR PRELIMINAIRE, MATCH 11

E CENTER WED 13 FEB 2002 / MER 13 FEV 2002 START TIME / DÉBUT 16:05

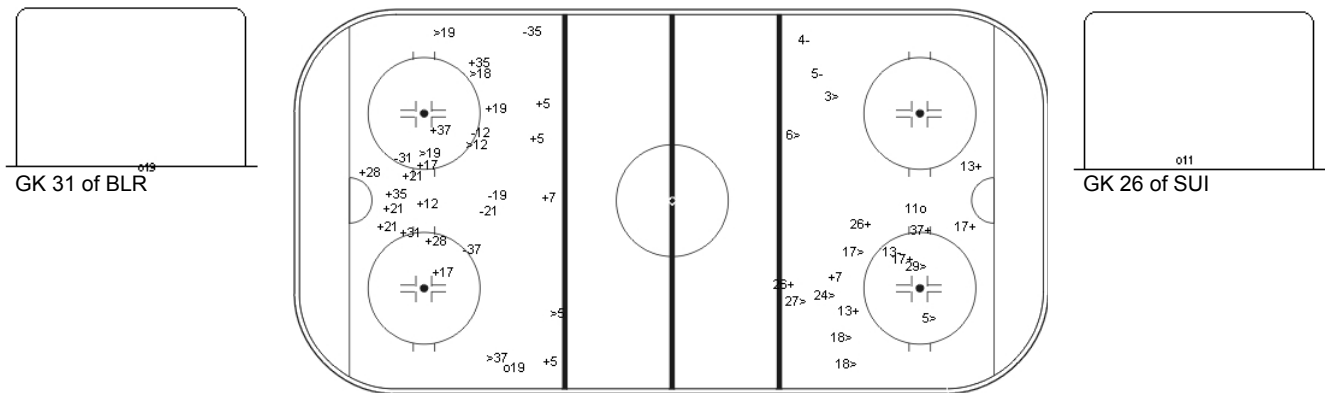
SUI - BLR



Shots by BLR
 Goals (o): 0 SSG(+): 5
 SSP(<): 3 SPG(-): 2

Period: 1

Shots by SUI
 Goals (o): 1 SSG(+): 12
 SSP(>): 7 SPG(-): 2



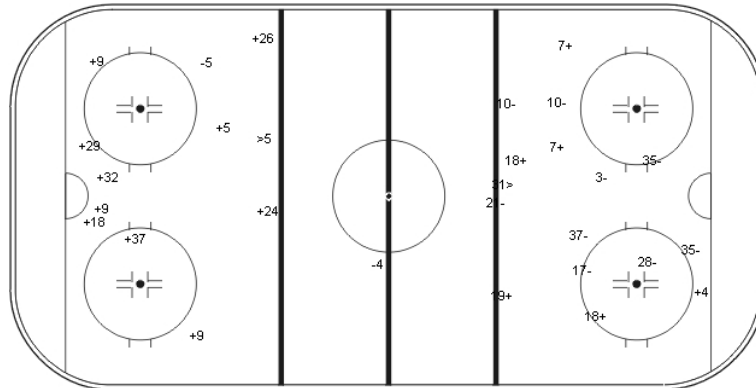
Shots by SUI
 Goals (o): 1 SSG(+): 18
 SSP(<): 6 SPG(-): 6

Period: 2

Shots by BLR
 Goals (o): 1 SSG(+): 7
 SSP(>): 9 SPG(-): 3



GK 26 of SUI



GK 31 of BLR

Shots by BLR
 Goals (o): 0
 SSP(<): 1

Period: 3

Shots by SUI
 Goals (o): 0
 SSP(>): 1

SSG(+): 11
 SPG(-): 2

SSG(+): 5
 SPG(-): 9

LEGEND

ENG Empty net goal
GK Goalkeeper

SPG Shots past goal
SSG Shots saved by goalkeeper

SSP Shots saved by player



ICE HOCKEY MEN, PRELIMINARY ROUND, GAME 11
 HOCKEY SUR GLACE HOMMES, TOUR PRELIMINAIRE, MATCH 11

E CENTER WED 13 FEB 2002 / MER 13 FEV 2002 START TIME / DÉBUT 16:05


SUI - BLR

Face-off by SUI

Period: 1

	Won	Lost
DZ	4	2
MZ	6	2
AZ	1	6
Total	11	10

Period 1 (SUI - BLR)



Face-off by BLR

Period: 1


	Won	Lost
DZ	6	1
MZ	2	6
AZ	2	4
Total	10	11

Face-off by BLR

Period: 2

	Won	Lost
DZ	3	4
MZ	2	2
AZ	3	3
Total	8	9

Period 2 (BLR - SUI)



Face-off by SUI

Period: 2

	Won	Lost
DZ	3	3
MZ	2	2
AZ	4	3
Total	9	8

Game total

	Won	Lost
DZ	9	5
MZ	4	8
AZ	5	7
Total	18	20

Game total


	Won	Lost
DZ	7	5
MZ	8	4
AZ	5	9
Total	20	18

Face-off by SUI

Period: 3

	Won	Lost
DZ	5	6
MZ	5	1
AZ	2	1
Total	12	8

Period 3 (SUI - BLR)



Face-off by BLR

Period: 3

	Won	Lost
DZ	1	2
MZ	1	5
AZ	6	5
Total	8	12

Game total

	Won	Lost
DZ	12	11
MZ	13	5
AZ	7	10
Total	32	26

Game total

	Won	Lost
DZ	10	7
MZ	5	13
AZ	11	12
Total	26	32

LEGEND

AZ Attack zone

DZ Defensive zone

MZ Middle zone



ICE HOCKEY MEN, PRELIMINARY ROUND, GAME 12
HOCKEY SUR GLACE HOMMES, TOUR PRELIMINAIRE, MATCH 12

PEAKS WED 13 FEB 2002 / MER 13 FEV 2002 START TIME / DÉBUT 19:00

FRA - UKR

Referee

RADBJER Ulf (IIHF)

Linesmen

GAROFALO James (IIHF), ODINSCH Eduard (IIHF)

Goalkeepers

Team: FRA		
No.	Name	
1	HUET Cristobal	
31	ROLLAND Patrick	
30	LHENRY Fabrice	(EG)

Team: UKR		
No.	Name	
1	SIMCHUK Kostyantyn	
20	KARPENKO Igor	
22	FEDOROV Oleksandr	(EG)

Team Line-ups

Team: FRA (BLUE)		
No.	Pos.	Name
7	F	BARIN Stephane
8	F	BRIAND Arnaud
12	F	BOZON Philippe
24	D	PEREZ Denis
27	D	AMAR Baptiste
3	D	BACHET Vincent
9	F	ROZENTHAL Maurice
11	F	ROZENTHAL Francois
13	D	DEWOLF Karl
22	F	ZWIKEL Jonathan
2	D	CARRIOU Allan
10	F	MEUNIER Laurent
14	F	TREILLE Yorick
16	F	BESSE Guillaume
20	D	BONNARD Jean-Francois
6	F	BACHELET Benoit
23	F	MORTAS Anthony
25	F	AIMONETTO Richard
26	D	POURTANEL Benoit
28	F	GRAS Laurent
Head Coach: LEIME Heikki		

Team: UKR (YELLOW)		
No.	Pos.	Name
8	F	KHRISTICH Dmitri
14	D	SHYRYAEV Valeriy
16	F	CHYBIREV Igor
23	F	SALNIKOV Roman
29	D	TIMCHENKO Vyacheslav
2	D	GUNKO Yuriy
3	D	KLYMENTIEV Sergiy
10	F	SHAKHRAYCHUK Vadym
15	F	LYTVYENKO Vitaliy
25	F	SAVENKO Bogdan
6	D	SRYUBKO Andriy
7	F	BOBROVNIKOV Vasyl
12	D	TOLKOUNOV Dmitri
21	F	OLETSKY Valentyn
26	F	PONIKAROVSKY Oleksiy
9	F	SLIVCHENKO Vadym
24	F	SIEROV Vladislav
30	D	ZAVALNYUK Vyacheslav
Head Coach: BOGDANOV Anatoliy		

Group B

R	Team	G	W	T	L	GF:GA	PTS
1	BLR	3	2	0	1	5:3	4
2	SUI	3	1	1	1	7:9	3
3	UKR	2	1	0	1	5:3	2
4	FRA	2	0	1	1	4:6	1

	BLR	FRA	SUI	UKR
BLR		3:1	1:2	1:0
FRA	1:3		3:3	13 Wed/19:00
SUI	2:1	3:3		2:5
UKR	0:1	13 Wed/19:00	5:2	

LEGEND

EG	Emergency goalkeeper	No.	Player number	R	Rank
G	Number of games played	Pos.	Position	T	Number of games tied
GA	Goals against		D - Defense	W	Number of games won
GF	Goals for		F - Forward		
L	Number of games lost	PTS	Points		



ICE HOCKEY MEN

Round	PRELIMINARY ROUND	Venue	Peaks	Date	13 Feb 2002	Start	19.00	Spectators	6019	Game no.	12
--------------	-------------------	--------------	-------	-------------	-------------	--------------	-------	-------------------	------	-----------------	----

Home team (A) (Jersey colour)		France (BLUE)		Goals																Penalties							
No.	Name	Pos.	L	SOG #	Time	G	A1	A2	GS	P1	P2	P3	P4	P5	P6	N1	N2	N3	N4	N5	N6	Time	No.	Min	Offence	Start	End
1*	HUET Cristobal	GK		0	22:42	12			EQ	1	2	3	8	9	12	1	2	3	8	16	23	07:21	24	2	HO-ST	07:21	09:21
2	CARRIOU Allan	D	3	0	25:59	12	3		EQ	1	2	3	8	12	20	1	2	3	10	15	25	10:32	2	2	CROSS	10:32	12:00
3	BACHET Vincent	D	2	2																		10:52	12	2	HI-ST	10:52	12:52
6	BACHELET Benoit	F	4	0																		10:52	8	2	UN-SP	10:52	12:52
7*	BARIN Stephane	F	1	1																		17:49	6	2	HOOK	17:49	18:36
8*	BRIAND Arnaud	CF	1	5																		23:48	14	2	INTRF	23:48	24:38
9	ROZENTHAL Maurice	F	2	4																		34:11	10	2	CHARG	34:11	36:11
10	MEUNIER Laurent	F	3	0																							
11	ROZENTHAL Francois	F	2	1																							
12*	BOZON Philippe	AF	1	8																							
13	DEWOLF Karl	D	2	1																							
14	TREILLE Yorick	F	3	2																							
16	BESSE Guillaume	F	3	0																							
20	BONNARD Jean-Francois	D	3	1																							
22	ZWIKEL Jonathan	F	2	2																							
23	MORTAS Anthony	F	4	0																							
24*	PEREZ Denis	AD	1	0																							
25	AIMONETTO Richard	F	4	0																							
26	POURTANEL Benoit	D	4	1																							
27*	AMAR Baptiste	D	1	2																							
28	GRAS Laurent	F	4	1																							
30	LHENRY Fabrice	EG		0																							
31	ROLLAND Patrick	GK		0																							

Team Manager: POURTIER Jean-Raymond Head Coach: LEIME Heikki Assistant Coach: ERICSSON Christer

Visiting team (B) (Jersey colour)		Ukraine (YELLOW)		Goals																Penalties							
No.	Name	Pos.	L	SOG #	Time	G	A1	A2	GS	P1	P2	P3	P4	P5	P6	N1	N2	N3	N4	N5	N6	Time	No.	Min	Offence	Start	End
1*	SIMCHUK Kostyantyn	GK		0	12:00	16	23	14	PP2	1	8	14	16	23	26	1	3	7	10			01:51	7	2	HOLD	01:51	03:51
2	GUNKO Yuriy	D	2	1	18:36	8	23		PP1	1	8	14	16	23	26	1	8	12	24	27		04:24	29	2	HI-ST	04:24	06:24
3	KLYMENTIEV Sergiy	AD	2	1	23:39	10	6	25	EQ	1	6	10	12	15	25	1	7	11	20	22	27	10:52	10	2	UN-SP	10:52	12:52
6	SRYUBKO Andriy	D	3	1	24:38	26	23	14	PP1	1	8	14	16	23	26	1	8	12	24	27		14:55	29	2	ROUGH	14:55	16:55
7	BOBROVNIKOV Vasyl	F	3	1																		29:27	6	2	HOLD	29:27	31:27
8*	KHRISTICH Dmitri	F	1	3																		34:11	26	2	CROSS	34:11	36:11
9	SLIVCHENKO Vadym	F	4	2																		46:49	23	2	CROSS	46:49	48:49
10	SHAKHRAYCHUK Vadym	AF	2	4																		46:49	23	2	KNEE	48:49	50:49
12	TOLKOUNOV Dmitri	D	3	1																							
14*	SHYRYAEV Valeriy	CD	1	3																							
15	LYTYVYENKO Vitaliy	F	2	3																							
16*	CHYBIREV Igor	F	1	3																							
20	KARPENKO Igor	GK		0																							
21	OLETSKY Valentyn	F	3	2																							
22	FEDOROV Oleksandr	EG		0																							
23*	SALNIKOVA Roman	F	1	0																							
24	SIEROV Vladislav	F	4	1																							
25	SAVENKO Bogdan	F	2	1																							
26	PONIKAROVSKY Oleksiy	F	3	4																							
29*	TIMCHENKO Vyacheslav	D	1	0																							
30	ZAVALNYUK Vyacheslav	D	4	1																							

Team Manager: KOVAL Sergiy Head Coach: BOGDANOV Anatoliy Assistant Coach: SEUKAND Oleksandr

Game Summary

Saves

Goalkeeper Records

Goalkeeper Changes

P	G A:B	SOG A:B	PIM A:B	PPGF A:B	SHGF A:B	GKA1	GKA2	EGA	GKB1	GKB2	EGB	GKA	MIP	GA	GKB	MIP	GA	Time	GKA	GKB	
1	0:2	6:14	10:8	0:2	0:0	12	0	0	6	0	0	1	59:25	4	1	60:00	2	00:00	1	1	
2	2:2	15:13	4:4	0:1	0:0	11	0	0	13	0	0							59:25	--	1	
3	0:0	10:5	0:4	0:0	0:0	5	0	0	10	0	0							60:00	--	--	
OVT																					
GWS																					
Total	2:4	31:32	14:16	0:3	0:0	28	0	0	29	0	0										

Start of game: 19:00 End of game: 21:02
Time-out A: 58:35 Time-out B:
Game Supervisor: SUBRT Miroslav



Referee	RADBJER Ulf	Linesman	GAROFALO James	Goal Judge	GALLENI Robert	Video GJ	NADIN Bob
Scorekeeper	SOUTTER Dave	Linesman	ODINSCH Eduard	Goal Judge	BAIRD Gerry	Game Timekeeper	ZITO Robert
Sign. Manager B		Sign. Manager A			Sign. Scorekeeper		Sign. Referee

Event	Abbreviation of the tournament (e.g. WSA, W18C, WWSB, or W20D...)	Abbreviation	Explanations of penalty abbreviations	Code
Place	Name of the city or the ice rink the games takes place	ABUSE	Abuse of officials	01
Date	Date the games take place	BD-CK	Body Checking (female hockey only)	02
Start	Time the beginning of the game is announced in the schedule	BENCH	Bench Minor Penalty	03
Spectators	Number of spectators	BOARD	Boarding	04
Game No.	Number of the game announced in the schedule	BUT-E	Butt-Ending	05
Home Team (A)	Abbreviation of the home team (e.g. SUI, USA...)	CHARG	Charging	06
Visiting Team (B)	Abbreviation of the visiting team (e.g. SUI, USA...)	CHE-B	Checking from behind	07
No.	Jersey number of the player (* = Starts the game)	CROSS	Cross-checking	08
Family and given name (+BP+C/A)	Name of the player, followed by comma, and given name(s); add BP = Best player of the game, C = Captain or A = Assistant Captain	DELAY	Delaying the game	09
Pos	Position (GK = Goalkeeper, EG = Emergency Goalkeeper, D = Defenseman, F = Forward)	DIS-N	Goal being deliberately knocked	10
L	Number of lineup (1 = first line, 2 = second line, 3 = third line, 4= fourth line)	ELBOW	Elbowing	11
SoG	Sum of shots on goal (shots saved by goalie plus scored goals) of this player	FISTI	Fisticuffs	12
#	Number of goal (- for missed penaltyshot)	GA-MI	Game misconduct penalty	13
Time G	Time the goal is scored	GR-MI	Gross misconduct penalty	14
A1	Jersey number of the player scoring the goal	HI-ST	High Sticking	15
A2	Jersey number of the first assist	HOLD	Holding	16
GS	Jersey number of the second assist	HOOK	Hooking	17
	Game situation (EQ = equal, PP1 = power play 5:4 or 4:3, PP2 = power play 5:3, SH1 = shorthanded 4:5 or 3:4, SH2 = shorthanded 3:5, PS = penalty shot, GWS = game winning shot)	HO-ST	Holding the stick	18
P1 P2 P3 P4 P5 P6	Positive participation (all players on ice of the goal scoring team)	IL-EQ	Illegal Equipment	19
N1 N2 N3 N4 N5 N6	Negative participation (all players on ice of the goal receiving team)	INTRF	Interference	20
Time No.	Time the penalty is called by the referee	KNEE	Kneeing	21
Offence	Jersey number of the penalized player	MATCH	Match penalty	22
Start	Abbreviation of penalty (explanation see next column)	MISC	Misconduct penalty	23
End	Time the penalty starts	OTHER	Other Offences	24
Team Manager	Time the penalty ends	P-SHOT	Penalty shot	25
Head Coach	Name and given name of the team manager	ROUGH	Roughing	26
Assistant Coach	Name and given name of the head coach	SLASH	Slashing	27
	Name and given name of the assistant coach	SPEAR	Spearing	28
Period	Period 1, 2, 3, OVT = overtime, GWS = game winning shots	TOO-M	Too many players on ice	29
Total	Total sum of all entries in the columns	TRIP	Tripping	30
G:A:B	Number of goals scored by team A : team B (depending on period)	UN-SP	Unsportsmanlike Conduct	31
SOG A:B	Number of shots on goal plus scored by team A : team B (depending on period)			
PIM A:B	Number of penalty minutes for team A : team B (depending on period)			
PPGF A:B	Number of power play goals scored by team A : team B (depending on period)			
SHGF A:B	Number of shorthanded goals scored by team A : team B (depending on period)			
GKA1	Sum of shots saved by the first goalie of team A (depending on period)			
GKA2	Sum of shots saved by the second goalie of team A (depending on period)			
EGA	Sum of shots saved by the emergency goalie of team A (depending on period)			
GKB1	Sum of shots saved by the first goalie of team B (depending on period)			
GKB2	Sum of shots saved by the second goalie of team B (depending on period)			
EGB	Sum of shots saved by the emergency goalie of team B (depending on period)			
GKA	Jersey numbers of the goalies of team A			
GKB	Jersey numbers of the goalies of team B			
MIP	Minutes in play for each goalie			
GA	Goals against for each goalie			
Start of game	Time the game really starts			
End of game	Time the game really ends			
Timeout A	Time the home team takes a 30 seconds timeout			
Timeout B	Time the visiting team takes a 30 seconds timeout			
Game Supervisor	Name of the game supervisor			
Time	Time the goalie comes in or goes out			
GKA	Jersey number of the goalie of team A coming in (- for leaving)			
GKB	Jersey number of the goalie of team B coming in (- for leaving)			
Referee	Name and given name of the referee for this game			
Scorekeeper	Name and given name of the scorekeeper for this game			
Linesman	Name and given name of the linesman for this game			
Goal Judge	Name and given name of the goal judge for this game			
Timekeeper	Name and given name of the timekeeper for this game			
Sign.	Signature of Referee, Scorekeeper, Manager of Team A and Manager of Team B			
A	Jersey number of the player of team A (Marked with * when he starts the game winning			
B	Jersey number of the player of team B (Marked with * when he starts the game winning			
GKA	Goalie of team A for this game winning shot			
GKB	Goalie of team B for this game winning shot			
GF:GA	Goals scored after this game winning shot of each team			

Time	GKA	GKB

Game Winning Shots

A	B	GKA	GKB	Score	A	B	GKA	GKB	Score	A	B	GKA	GKB	Score	A	B	GKA	GKB	Score	A	B	GKA	GKB	Score	

Notes:



ICE HOCKEY MEN, PRELIMINARY ROUND, GAME 12
HOCKEY SUR GLACE HOMMES, TOUR PRELIMINAIRE, MATCH 12

PEAKS WED 13 FEB 2002 / MER 13 FEV 2002 START TIME / DÉBUT 19:00

FRA - UKR 2-4 (0-2, 2-2, 0-0)

Spectators	Referee	Linesmen
6019	RADBJER Ulf (IIHF)	GAROFALO James (IIHF), ODINSCH Eduard (IIHF)

Team Statistics

Period	Score	SVS	SOG	PIM	TPP	PPG	SHG
1	0 : 2	12 : 6	6 : 14	10 : 8	6:00 : 5:07	0 : 2	0 : 0
2	2 : 2	11 : 13	15 : 13	4 : 4	2:00 : 0:50	0 : 1	0 : 0
3	0 : 0	5 : 10	10 : 5	0 : 4	4:00 : 0:00	0 : 0	0 : 0
Total	2 : 4	28 : 29	31 : 32	14 : 16	12:00 : 5:57	0 : 3	0 : 0

1st Period

Action	Time	ET/Res	Team	Type	No.	Name	(G) Name of Assistant(s) / Action Description
GK	00:00		FRA		1	HUET C	
GK	00:00		UKR		1	SIMCHUK K	
Penalty	01:51	03:51	UKR	2 min.	7	BOBROVNIKOV V	-Holding
Penalty	04:24	06:24	UKR	2 min.	29	TIMCHENKO V	-Highsticking
Penalty	07:21	09:21	FRA	2 min.	24	PEREZ D	-Holding the stick
Penalty	10:32	12:00	FRA	2 min.	2	CARRIOU A	-Cross-checking
Penalty	10:52	12:52	FRA	2 min.	12	BOZON P	-Highsticking
Penalty	10:52	12:52	FRA	2 min.	8	BRIAND A	-Unsportsmanlike Conduct
Penalty	10:52	12:52	UKR	2 min.	10	SHAKHRAICHUK V	-Unsportsmanlike Conduct
Goal	12:00	0:1	UKR	PP2	16	CHYBIREV I	(1) 23 SALNIKOV R 14 SHYRYAEV V On ice FRA 1 3 7 10 UKR 1 8 14 16 23 26
Penalty	14:55	16:55	UKR	2 min.	29	TIMCHENKO V	-Roughing
Penalty	17:49	18:36	FRA	2 min.	6	BACHELET B	-Hooking
Goal	18:36	0:2	UKR	PP1	8	KHRISTICH D	(1) 23 SALNIKOV R On ice FRA 1 8 12 24 27 UKR 1 8 14 16 23 26

2nd Period

Action	Time	ET/Res	Team	Type	No.	Name	(G) Name of Assistant(s) / Action Description
GK	20:00		FRA		1	HUET C	
GK	20:00		UKR		1	SIMCHUK K	
Goal	22:42	1:2	FRA	EQ	12	BOZON P	(2) On ice FRA 1 2 3 8 9 12 UKR 1 2 3 8 16 23
Goal	23:39	1:3	UKR	EQ	10	SHAKHRAICHUK V	(2) 6 SRYUBKO A 25 SAVENKO B On ice FRA 1 7 11 20 22 27 UKR 1 6 10 12 15 25
Penalty	23:48	24:38	FRA	2 min.	14	TREILLE Y	-Interference
Goal	24:38	1:4	UKR	PP1	26	PONIKAROVSKY O	(1) 23 SALNIKOV R 14 SHYRYAEV V On ice FRA 1 8 12 24 27 UKR 1 8 14 16 23 26
Goal	25:59	2:4	FRA	EQ	12	BOZON P	(3) 3 BACHET V On ice FRA 1 2 3 8 12 20 UKR 1 2 3 10 15 25
Penalty	29:27	31:27	UKR	2 min.	6	SRYUBKO A	-Holding
Penalty	34:11	36:11	FRA	2 min.	10	MEUNIER L	-Charging
Penalty	34:11	36:11	UKR	2 min.	26	PONIKAROVSKY O	-Cross-checking

3rd Period

Action	Time	ET/Res	Team	Type	No.	Name	(G) Name of Assistant(s) / Action Description
GK	40:00		FRA		1	HUET C	
GK	40:00		UKR		1	SIMCHUK K	
Penalty	46:49	48:49	UKR	2 min.	23	SALNIKOV R	-Cross-checking
Penalty	46:49	50:49	UKR	2 min.	23	SALNIKOV R	-Kneeing
GK	59:25		FRA				1 HUET C-"Goalkeeper out"



Goalkeeper Records

Team: FRA - France			
No.	Goalkeepers	SOG	SVS
1	HUET Cristobal	32	28
31	ROLLAND Patrick	0	0

Team: UKR - Ukraine			
No.	Goalkeepers	SOG	SVS
	SIMCHUK Kostyantyn	31	
20	KARPENKO Igor	0	0

Shots & Plus-Minus

Team: FRA - France								
No.	Pos.	Player	1	2	3	OT	TS	+/-
7	F	BARIN Stephane	1	0	0	0	1	-1
8	F	BRIAND Arnaud	0	2	3	0	5	2
12	F	BOZON Philippe	2	4	2	0	8	2
24	D	PEREZ Denis	0	0	0	0	0	0
27	D	AMAR Baptiste	1	1	0	0	2	-1
3	D	BACHET Vincent	0	1	1	0	2	2
9	F	ROZENTHAL Maurice	0	3	1	0	4	1
11	F	ROZENTHAL Francois	0	0	1	0	1	-1
13	D	DEWOLF Karl	0	1	0	0	1	0
22	F	ZWIKEL Jonathan	0	1	1	0	2	-1
2	D	CARRIOU Allan	0	0	0	0	0	2
10	F	MEUNIER Laurent	0	0	0	0	0	0
14	F	TREILLE Yorick	1	1	0	0	2	0
16	F	BESSE Guillaume	0	0	0	0	0	0
20	D	BONNARD Jean-Francois	1	0	0	0	1	0
6	F	BACHELET Benoit	0	0	0	0	0	0
23	F	MORTAS Anthony	0	0	0	0	0	0
25	F	AIMONETTO Richard	0	0	0	0	0	0
26	D	POURTANEL Benoit	0	0	1	0	1	0
28	F	GRAS Laurent	0	1	0	0	1	0
TOTALS			6	15	10	0	31	

Head Coach: LEIME Heikki

Team: UKR - Ukraine								
No.	Pos.	Player	1	2	3	OT	TS	+/-
8	F	KHRISTICH Dmitri	2	1	0	0	3	-1
14	D	SHYRYAEV Valeriy	1	2	0	0	3	0
16	F	CHYBIREV Igor	1	1	1	0	3	-1
23	F	SALNIKOV Roman	0	0	0	0	0	-1
29	D	TIMCHENKO Vyacheslav	0	0	0	0	0	0
2	D	GUNKO Yuriy	1	0	0	0	1	-2
3	D	KLYMENTIEV Sergiy	1	0	0	0	1	-2
10	F	SHAKHRAYCHUK Vadym	1	3	0	0	4	0
15	F	LYTVYVENKO Vitaliy	1	1	1	0	3	0
25	F	SAVENKO Bogdan	0	1	0	0	1	0
6	D	SRYUBKO Andriy	1	0	0	0	1	1
7	F	BOBROVNIKOV Vasyl	1	0	0	0	1	0
12	D	TOLKOUNOV Dmitri	1	0	0	0	1	1
21	F	OLETSKY Valentyn	1	1	0	0	2	0
26	F	PONIKAROVSKY Oleksiy	1	2	1	0	4	0
9	F	SLIVCHENKO Vadym	0	1	1	0	2	0
24	F	SIEROV Vladislav	0	0	1	0	1	0
30	D	ZAVALNYUK Vyacheslav	1	0	0	0	1	0
TOTALS			14	13	5	0	32	

Head Coach: BOGDANOV Anatoliy

Group B

R	Team	GP	W	T	L	GF:GA	PTS
1	BLR	3	2	0	1	5:3	4
2	UKR	3	2	0	1	9:5	4
3	SUI	3	1	1	1	7:9	3
4	FRA	3	0	1	2	6:10	1

	BLR	FRA	SUI	UKR
BLR		3:1	1:2	1:0
FRA	1:3		3:3	2:4
SUI	2:1	3:3		2:5
UKR	0:1	4:2	5:2	

LEGEND

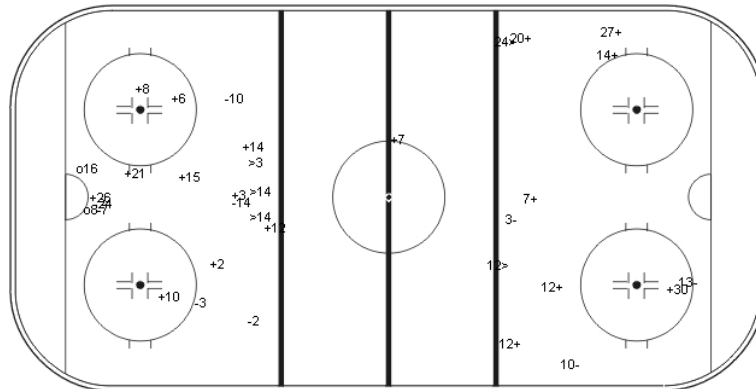
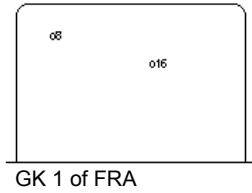
ET/Res	Penalty end time/Result of game	OT	Overtime	SH1	Shorthanded - 1 player
ENG	Empty net goal	Pen.	Penalty	SH2	Shorthanded - 2 players
EQ	Equal strength	PIM	Penalties in minutes	SHG	Shorthanded goals
(G)	Number of goals in tournament	Pos.	Position	SOG	Shots on goal
GA	Goals against		D - Defense	SSG	Shots saved by goalkeeper
GF	Goals for		F - Forward	SVS	Saves
GK	Goalkeeper	PP1	Power play - 1 player	T	Number of games tied
GP	Number of games played	PP2	Power play - 2 players	TS	Total shots by player
GWS	Game winning shot	PPG	Power play goals	TPP	Time on power play
L	Number of games lost	PS	Penalty shot	W	Number of games won
No.	Player number	PTS	Points		
+/-	Net result of positive and negative participation				



ICE HOCKEY MEN, PRELIMINARY ROUND, GAME 12
 HOCKEY SUR GLACE HOMMES, TOUR PRELIMINAIRE, MATCH 12

PEAKS WED 13 FEB 2002 / MER 13 FEV 2002 START TIME / DÉBUT 19:00

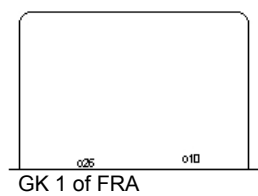
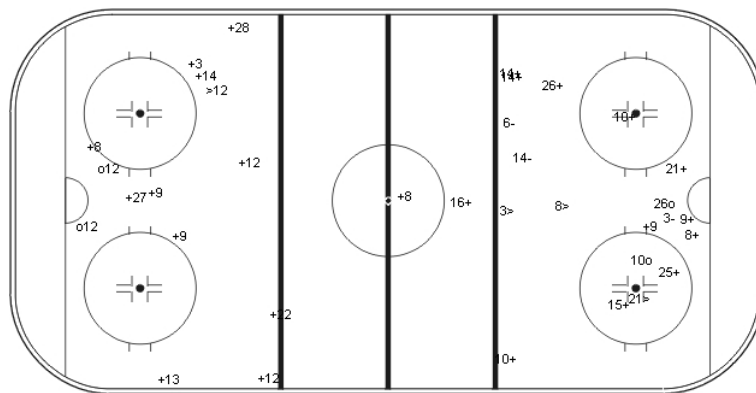
FRA - UKR



Shots by UKR
 Goals (o): 2 SSG(+): 12
 SSP(<): 3 SPG(-): 6

Period: 1

Shots by FRA
 Goals (o): 0 SSG(+): 6
 SSP(>): 2 SPG(-): 3



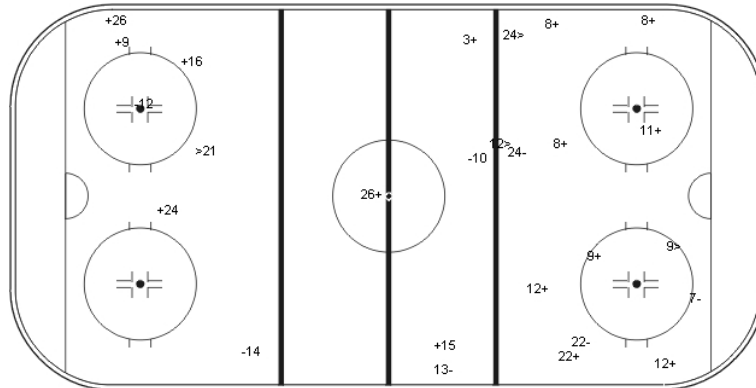
Shots by FRA
 Goals (o): 2 SSG(+): 13
 SSP(<): 1 SPG(-): 0

Period: 2

Shots by UKR
 Goals (o): 2 SSG(+): 11
 SSP(>): 3 SPG(-): 3



GK 1 of FRA



GK 1 of UKR

Shots by UKR
 Goals (o): 0 SSG(+): 5
 SSP(<): 1 SPG(-): 3

Period: 3

Shots by FRA
 Goals (o): 0 SSG(+): 10
 SSP(>): 3 SPG(-): 4

LEGEND

ENG Empty net goal
GK Goalkeeper

SPG Shots past goal
SSG Shots saved by goalkeeper

SSP Shots saved by player



ICE HOCKEY MEN, PRELIMINARY ROUND, GAME 12
 HOCKEY SUR GLACE HOMMES, TOUR PRELIMINAIRE, MATCH 12

PEAKS WED 13 FEB 2002 / MER 13 FEV 2002 START TIME / DÉBUT 19:00

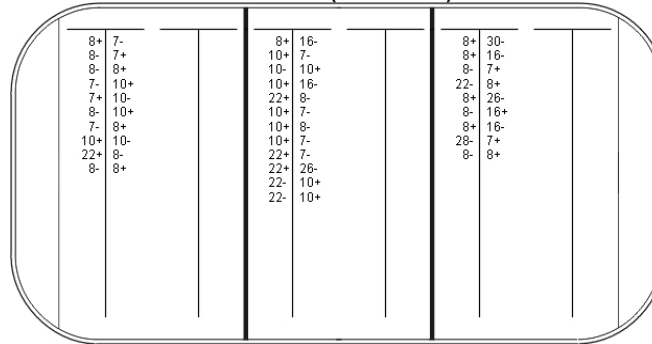
FRA - UKR

Face-off by FRA

Period: 1

	Won	Lost
DZ	4	6
MZ	9	3
AZ	4	5
Total	17	14

Period 1 (FRA - UKR)



Face-off by UKR

Period: 1

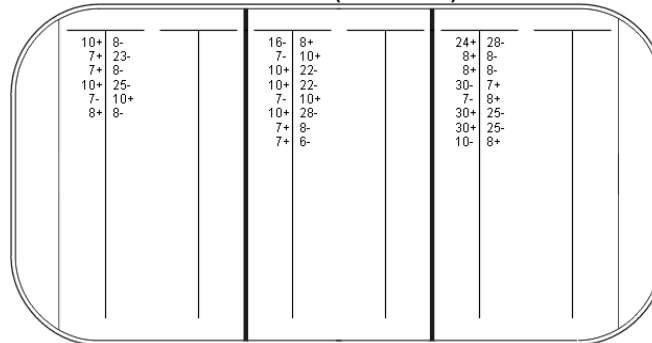
	Won	Lost
DZ	5	4
MZ	3	9
AZ	6	4
Total	14	17

Face-off by UKR

Period: 2

	Won	Lost
DZ	5	1
MZ	5	3
AZ	5	3
Total	15	7

Period 2 (UKR - FRA)



Face-off by FRA

Period: 2

	Won	Lost
DZ	3	5
MZ	3	5
AZ	1	5
Total	7	15

Game total

	Won	Lost
DZ	10	5
MZ	8	12
AZ	11	7
Total	29	24

Game total

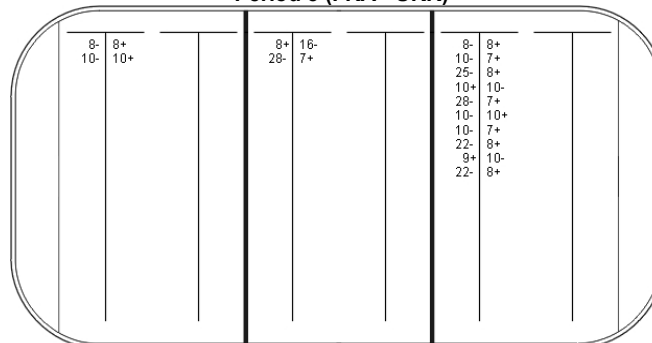
	Won	Lost
DZ	7	11
MZ	12	8
AZ	5	10
Total	24	29

Face-off by FRA

Period: 3

	Won	Lost
DZ	0	2
MZ	1	1
AZ	2	8
Total	3	11

Period 3 (FRA - UKR)



Face-off by UKR

Period: 3

	Won	Lost
DZ	8	2
MZ	1	1
AZ	2	0
Total	11	3

Game total

	Won	Lost
DZ	7	13
MZ	13	9
AZ	7	18
Total	27	40

Game total

	Won	Lost
DZ	18	7
MZ	9	13
AZ	13	7
Total	40	27

LEGEND

AZ Attack zone

DZ Defensive zone

MZ Middle zone



ICE HOCKEY MEN, PRELIMINARY ROUND, GAME 13
 HOCKEY SUR GLACE HOMMES, TOUR PRELIMINAIRE, MATCH 13

E CENTER THU 14 FEB 2002 / JEU 14 FEV 2002 START TIME / DÉBUT 15:00

SUI - AUT

Referee

Linesmen

MIHALIK Vladimir (IIHF)

BLUMEL Petr (IIHF), SHELYANIN Sergei (IIHF)

Goalkeepers

Team: SUI		
No.	Name	
26	GERBER Martin	
40	AEBISCHER David	
41	WEIBEL Lars	(EG)

Team: AUT		
No.	Name	
31	DALPIAZ Claus	
38	DIVIS Reinhard	
25	SUTTNIIG Michael	(EG)

Team Line-ups

Team: SUI (WHITE)		
No.	Pos.	Name
7	D	STREIT Mark
22	D	KELLER Olivier
28	F	PLUSS Martin
32	F	RUTHEMANN Ivo
37	F	CHRISTEN Bjorn
11	D	STEINEGGER Martin
12	F	DELLA ROSSA Patric
17	F	CRAMERI Gian-Marco
21	F	FISCHER Patrick
31	D	SEGER Mathias
3	D	VAUCLAIR Julien
5	D	SUTTER Patrick
18	F	ROTHELI Andre
19	F	AESCHLIMANN Jean-Jacques
35	F	JEANNIN Sandy
10	D	HOHENER Martin
Head Coach: KRUEGER Ralph		

Team: AUT (RED)		
No.	Pos.	Name
4	D	UNTERLUGGAUER Gerhard
10	F	BRANDNER Christoph
26	F	WHEELDON Simon
32	D	LAKOS Andre
74	F	KALT Dieter
6	D	LAVOIE Joseph G D
9	D	SEARLE Thomas
15	F	SETZINGER Oliver
16	F	POCK Thomas
18	F	SALFI Kent
11	F	RESSMANN Gerald
12	F	TRATTNIG Matthias
24	F	LANZINGER Gunther
47	D	ULRICH Martin
96	D	KASPER Peter
13	D	LUKAS Robert
21	F	SCHADEN Mario
22	F	HOHENBERGER Martin
27	F	KROMP Wolfgang
29	F	PERTHALER Christian
Head Coach: KENNEDY Ron		

LEGEND

EG	Emergency goalkeeper	No.	Player number	R	Rank
G	Number of games played	Pos.	Position	T	Number of games tied
GA	Goals against		D - Defense	W	Number of games won
GF	Goals for		F - Forward		
L	Number of games lost	PTS	Points		



Event	Abbreviation of the tournament (e.g. WSA, W18C, WWSB, or W20D...)	Abbreviation	Explanations of penalty abbreviations	Code
Place	Name of the city or the ice rink the games takes place	ABUSE	Abuse of officials	01
Date	Date the games take place	BD-CK	Body Checking (female hockey only)	02
Start	Time the beginning of the game is announced in the schedule	BENCH	Bench Minor Penalty	03
Spepectors	Number of spectators	BOARD	Boarding	04
Game No.	Number of the game announced in the schedule	BUT-E	Butt-Ending	05
Home Team (A)	Abbreviation of the home team (e.g. SUI, USA...)	CHARG	Charging	06
Visiting Team (B)	Abbreviation of the visiting team (e.g. SUI, USA...)	CHE-B	Checking from behind	07
No.	Jersey number of the player (* = Starts the game)	CROSS	Cross-checking	08
Family and given name (+BP+C/A)	Name of the player, followed by comma, and given name(s); add BP = Best player of the game, C = Captain or A = Assistant Captain	DELAY	Delaying the game	09
Pos	Position (GK = Goalkeeper, EG = Emergency Goalkeeper, D = Defenseman, F = Forward)	DIS-N	Goal being deliberately knocked	10
L	Number of lineup (1 = first line, 2 = second line, 3 = third line, 4 = fourth line)	ELBOW	Elbowing	11
SoG	Sum of shots on goal (shots saved by goalie plus scored goals) of this player	FISTI	Fisticuffs	12
#	Number of goal (-- for missed penaltyshot)	GA-MI	Game misconduct penalty	13
Time	Time the goal is scored	GR-MI	Gross misconduct penalty	14
G	Jersey number of the player scoring the goal	HI-ST	High Sticking	15
A1	Jersey number of the first assist	HOLD	Holding	16
A2	Jersey number of the second assist	HOOK	Hooking	17
GS	Game situation (EQ = equal, PP1 = power play 5:4 or 4:3, PP2 = power play 5:3, SH1 = shorthanded 4:5 or 3:4, SH2 = shorthanded 3:5, PS = penalty shot, GWS = game winning shot)	HO-ST	Holding the stick	18
P1 P2 P3 P4 P5 P6	Positive participation (all players on ice of the goal scoring team)	IL-EQ	Illegal Equipment	19
N1 N2 N3 N4 N5 N6	Negative participation (all players on ice of the goal receiving team)	INTRF	Interference	20
Time	Time the penalty is called by the referee	KNEE	Kneeing	21
No.	Jersey number of the penalized player	MATCH	Match penalty	22
Offence	Abbreviation of penalty (explanation see next column)	MISC	Misconduct penalty	23
Start	Time the penalty starts	OTHER	Other Offences	24
End	Time the penalty ends	P-SHOT	Penalty shot	25
Team Manager	Name and given name of the team manager	ROUGH	Roughing	26
Head Coach	Name and given name of the head coach	SLASH	Slashing	27
Assistant Coach	Name and given name of the assistant coach	SPEAR	Spearing	28
Period	Period 1, 2, 3, OVT = overtime, GWS = game winning shots	TOO-M	Too many players on ice	29
Total	Total sum of all entries in the columns	TRIP	Tripping	30
G:A:B	Number of goals scored by team A : team B (depending on period)	UN-SP	Unsportsmanlike Conduct	31
SOG A:B	Number of shots on goal plus scored by team A : team B (depending on period)			
PIM A:B	Number of penalty minutes for team A : team B (depending on period)			
PPGF A:B	Number of power play goals scored by team A : team B (depending on period)			
SHGF A:B	Number of shorthanded goals scored by team A : team B (depending on period)			
GKA1	Sum of shots saved by the first goalie of team A (depending on period)			
GKA2	Sum of shots saved by the second goalie of team A (depending on period)			
EGA	Sum of shots saved by the emergency goalie of team A (depending on period)			
GKB1	Sum of shots saved by the first goalie of team B (depending on period)			
GKB2	Sum of shots saved by the second goalie of team B (depending on period)			
EGB	Sum of shots saved by the emergency goalie of team B (depending on period)			
GKA	Jersey numbers of the goalies of team A			
GKB	Jersey numbers of the goalies of team B			
MIP	Minutes in play for each goalie			
GA	Goals against for each goalie			
Start of game	Time the game really starts			
End of game	Time the game really ends			
Timeout A	Time the home team takes a 30 seconds timeout			
Timeout B	Time the visiting team takes a 30 seconds timeout			
Game Supervisor	Name of the game supervisor			
Time	Time the goalie comes in or goes out			
GKA	Jersey number of the goalie of team A coming in (- for leaving)			
GKB	Jersey number of the goalie of team B coming in (- for leaving)			
Referee	Name and given name of the referee for this game			
Scorekeeper	Name and given name of the scorekeeper for this game			
Linesman	Name and given name of the linesman for this game			
Goal Judge	Name and given name of the goal judge for this game			
Timekeeper	Name and given name of the timekeeper for this game			
Sign.	Signature of Referee, Scorekeeper, Manager of Team A and Manager of Team B			
A	Jersey number of the player of team A (Marked with * when he starts the game winning			
B	Jersey number of the player of team B (Marked with * when he starts the game winning			
GKA	Goalie of team A for this game winning shot			
GKB	Goalie of team B for this game winning shot			
GF:GA	Goals scored after this game winning shot of each team			

Time	GKA	GKB

Game Winning Shots																			
A	B	GKA	GKB	Score	A	B	GKA	GKB	Score	A	B	GKA	GKB	Score	A	B	GKA	GKB	Score

Notes:



ICE HOCKEY MEN, PRELIMINARY ROUND, GAME 13
 HOCKEY SUR GLACE HOMMES, TOUR PRELIMINAIRE, MATCH 13

E CENTER THU 14 FEB 2002 / JEU 14 FEV 2002 START TIME / DÉBUT 15:00

SUI - AUT 4-1 (0-0, 2-0, 2-1)

Spectators	Referee	Linesmen
7986	MIHALIK Vladimir (IIHF)	BLUMEL Petr (IIHF), SHELYANIN Sergei (IIHF)

Team Statistics

Period	Score	SVS	SOG	PIM	TPP	PPG	SHG
1	0 : 0	22 : 9	9 : 22	8 : 2	0:00 : 5:01	0 : 0	0 : 0
2	2 : 0	16 : 4	6 : 16	0 : 4	4:00 : 0:00	0 : 0	0 : 0
3	2 : 1	16 : 10	12 : 17	2 : 2	2:00 : 2:00	0 : 0	1 : 0
Total	4 : 1	54 : 23	27 : 55	10 : 8	6:00 : 7:01	0 : 0	1 : 0

1st Period

Action	Time	ET/Res	Team	Type	No.	Name	(G) Name of Assistant(s) / Action Description
GK	00:00		SUI		26	GERBER M	
GK	00:00		AUT		38	DIVIS R	
Penalty	03:24	05:24	SUI	2 min.	21	FISCHER P	-Roughing
Penalty	03:24	05:24	AUT	2 min.	74	KALT D	-Slashing
Penalty	04:59	06:59	SUI	2 min.	17	CRAMERI GM	-Hooking
Penalty	15:59	17:59	SUI	2 min.	11	STEINEGGER M	-Holding
Penalty	17:00	19:00	SUI	2 min.	5	SUTTER P	-Highsticking

2nd Period

Action	Time	ET/Res	Team	Type	No.	Name	(G) Name of Assistant(s) / Action Description
GK	20:00		SUI		26	GERBER M	
GK	20:00		AUT		38	DIVIS R	
Penalty	24:46	26:46	AUT	2 min.	24	LANZINGER G	-Hooking
Goal	30:25	1:0	SUI	EQ	19	AESCHLIMANN JJ	(3) On ice SUI 26 3 7 18 19 35 AUT 38 4 21 27 29 32
Penalty	33:28	35:28	AUT	2 min.	27	KROMP W	-Unsportsmanlike Conduct
Goal	36:39	2:0	SUI	EQ	28	PLUSS M	(1) 32 RUTHEMANN I On ice SUI 26 7 22 28 32 37 AUT 38 15 16 18 47 96

3rd Period

Action	Time	ET/Res	Team	Type	No.	Name	(G) Name of Assistant(s) / Action Description
GK	40:00		SUI		26	GERBER M	
GK	40:00		AUT		38	DIVIS R	
Goal	44:33	2:1	AUT	EQ	9	SEARLE T	(1) 29 PERTHALER C On ice SUI 26 3 5 18 19 35 27 KROMP W AUT 38 6 9 21 27 29
Penalty	45:53	47:53	AUT	2 min.	16	POCK T	-Holding
Penalty	48:54	50:54	SUI	2 min.	18	ROTHELI A	-Hooking
Goal	50:30	3:1	SUI	SH1	3	VAUCLAIR J	(1) 19 AESCHLIMANN JJ On ice SUI 26 3 5 12 19 AUT 38 15 16 18 47 96
GK	58:35		AUT				38 DIVIS R-"Goalkeeper out"
Goal	59:20	4:1	SUI	EQ	28	PLUSS M	(2) 31 SEGER M On ice SUI 26 10 12 28 31 32 AUT 4 6 10 11 26 74
GK	59:20		AUT		38	DIVIS R	-"Goalkeeper in"



Goalkeeper Records

Team: SUI - Switzerland				
No.	Goalkeepers	SOG	SVS	
26	GERBER Martin	55	54	
40	AEBISCHER David	0	0	

Team: AUT - Austria				
No.	Goalkeepers	SOG	SVS	
38	DIVIS Reinhard	26	23	
31	DALPIAZ Claus	0	0	

Shots & Plus-Minus

Team: SUI - Switzerland								
No.	Pos.	Player	1	2	3	OT	TS	+/-
7	D	STREIT Mark	0	1	0	0	1	2
22	D	KELLER Olivier	0	0	0	0	0	1
28	F	PLUSS Martin	2	1	2	0	5	2
32	F	RUTHEMANN Ivo	0	0	1	0	1	2
37	F	CHRISTEN Bjorn	1	0	2	0	3	1
11	D	STEINEGGER Martin	0	0	0	0	0	0
12	F	DELLA ROSSA Patric	0	1	0	0	1	2
17	F	CRAMERI Gian-Marco	0	0	1	0	1	0
21	F	FISCHER Patrick	1	0	2	0	3	0
31	D	SEGER Mathias	1	0	0	0	1	1
3	D	VAUCLAIR Julien	0	0	1	0	1	1
5	D	SUTTER Patrick	2	1	2	0	5	0
18	F	ROTHELI Andre	0	0	0	0	0	0
19	F	AESCHLIMANN Jean-Jac	1	1	0	0	2	1
35	F	JEANNIN Sandy	1	0	0	0	1	0
10	D	HOHENER Martin	0	1	1	0	2	1
TOTALS			9	6	12	0	27	
Head Coach: KRUEGER Ralph								

Team: AUT - Austria								
No.	Pos.	Player	1	2	3	OT	TS	+/-
4	D	UNTERLUGGAUER Gerha	2	0	2	0	4	-2
10	F	BRANDNER Christoph	2	1	1	0	4	-1
26	F	WHEELDON Simon	0	1	3	0	4	-1
32	D	LAKOS Andre	0	0	1	0	1	-1
74	F	KALT Dieter	3	2	0	0	5	-1
6	D	LAVOIE Joseph G D	3	2	1	0	6	0
9	D	SEARLE Thomas	1	0	3	0	4	1
15	F	SETZINGER Oliver	0	1	1	0	2	-2
16	F	POCK Thomas	3	3	0	0	6	-2
18	F	SALFI Kent	3	1	0	0	4	-2
11	F	RESSMANN Gerald	1	2	1	0	4	-1
12	F	TRATTNIG Matthias	1	0	1	0	2	0
24	F	LANZINGER Gunther	0	1	0	0	1	0
47	D	ULRICH Martin	0	0	1	0	1	-2
96	D	KASPER Peter	2	1	0	0	3	-2
13	D	LUKAS Robert	0	0	0	0	0	0
21	F	SCHADEN Mario	0	1	0	0	1	0
22	F	HOHENBERGER Martin	0	0	1	0	1	0
27	F	KROMP Wolfgang	1	0	1	0	2	0
29	F	PERTHALER Christian	0	0	0	0	0	0
TOTALS			22	16	17	0	55	
Head Coach: KENNEDY Ron								

LEGEND


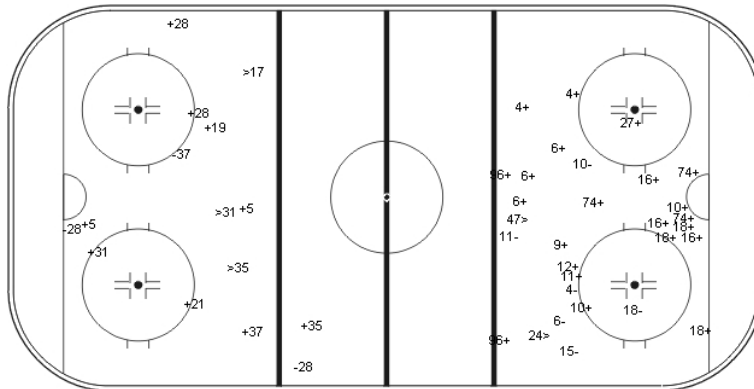
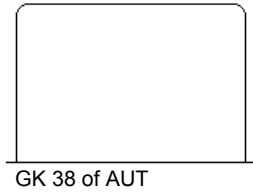
ET/Res	Penalty end time/Result of game	OT	Overtime	SH1	Shorthanded - 1 player
ENG	Empty net goal	Pen.	Penalty	SH2	Shorthanded - 2 players
EQ	Equal strength	PIM	Penalties in minutes	SHG	Shorthanded goals
(G)	Number of goals in tournament	Pos.	Position	SOG	Shots on goal
GA	Goals against		D - Defense	SSG	Shots saved by goalkeeper
GF	Goals for		F - Forward	SVS	Saves
GK	Goalkeeper	PP1	Power play - 1 player	T	Number of games tied
GP	Number of games played	PP2	Power play - 2 players	TS	Total shots by player
GWS	Game winning shot	PPG	Power play goals	TPP	Time on power play
L	Number of games lost	PS	Penalty shot	W	Number of games won
No.	Player number	PTS	Points		
+/-	Net result of positive and negative participation				



ICE HOCKEY MEN, PRELIMINARY ROUND, GAME 13
 HOCKEY SUR GLACE HOMMES, TOUR PRELIMINAIRE, MATCH 13

E CENTER THU 14 FEB 2002 / JEU 14 FEV 2002 START TIME / DÉBUT 15:00

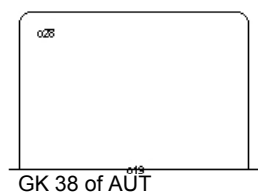
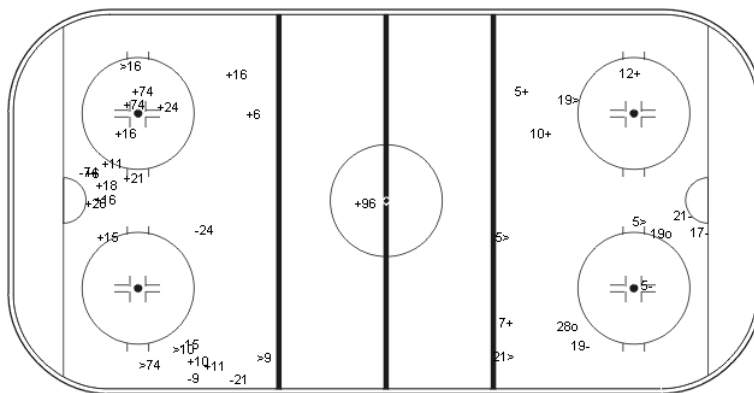

SUI - AUT



Shots by SUI
 Goals (o): 0 SSG(+): 9
 SSP(<): 3 SPG(-): 3

Period: 1

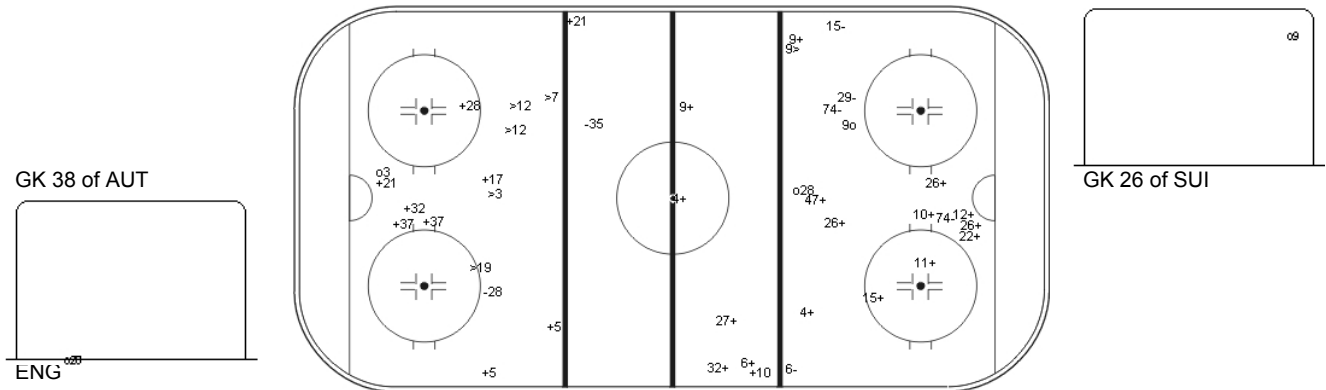
Shots by AUT
 Goals (o): 0 SSG(+): 22
 SSP(>): 2 SPG(-): 6



Shots by AUT
 Goals (o): 0 SSG(+): 16
 SSP(<): 4 SPG(-): 5

Period: 2

Shots by SUI
 Goals (o): 2 SSG(+): 4
 SSP(>): 4 SPG(-): 4



Shots by SUI
 Goals (o): 2 SSG(+): 10
 SSP(<): 5 SPG(-): 2

Period: 3

Shots by AUT
 Goals (o): 1 SSG(+): 16
 SSP(>): 1 SPG(-): 5

LEGEND

ENG Empty net goal
GK Goalkeeper

SPG Shots past goal
SSG Shots saved by goalkeeper

SSP Shots saved by player



ICE HOCKEY MEN, PRELIMINARY ROUND, GAME 13
 HOCKEY SUR GLACE HOMMES, TOUR PRELIMINAIRE, MATCH 13

E CENTER THU 14 FEB 2002 / JEU 14 FEV 2002 START TIME / DÉBUT 15:00


SUI - AUT

Face-off by AUT

Period: 1

	Won	Lost
DZ	4	4
MZ	1	4
AZ	3	7
Total	8	15

Period 1 (AUT - SUI)



Face-off by SUI

Period: 1

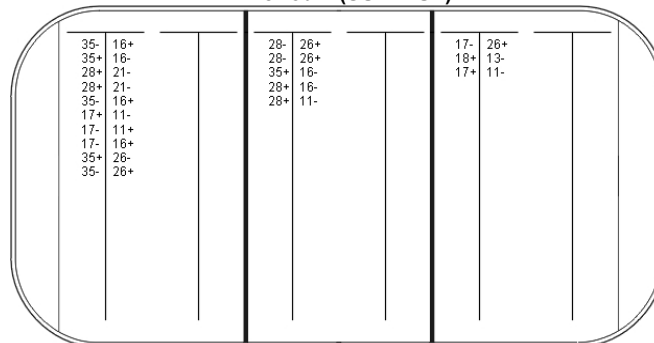
	Won	Lost
DZ	7	3
MZ	4	1
AZ	4	4
Total	15	8

Face-off by SUI

Period: 2

	Won	Lost
DZ	5	5
MZ	3	2
AZ	2	1
Total	10	8

Period 2 (SUI - AUT)



Face-off by AUT

Period: 2

	Won	Lost
DZ	1	2
MZ	2	3
AZ	5	5
Total	8	10

Game total

	Won	Lost
DZ	12	8
MZ	7	3
AZ	6	5
Total	25	16

Game total


	Won	Lost
DZ	5	6
MZ	3	7
AZ	8	12
Total	16	25

Face-off by AUT

Period: 3

	Won	Lost
DZ	2	4
MZ	5	3
AZ	6	9
Total	13	16

Period 3 (AUT - SUI)



Face-off by SUI

Period: 3

	Won	Lost
DZ	9	6
MZ	3	5
AZ	4	2
Total	16	13

Game total

	Won	Lost
DZ	7	10
MZ	8	10
AZ	14	21
Total	29	41

Game total

	Won	Lost
DZ	21	14
MZ	10	8
AZ	10	7
Total	41	29

LEGEND

AZ Attack zone

DZ Defensive zone

MZ Middle zone



ICE HOCKEY MEN, PRELIMINARY ROUND, GAME 14
HOCKEY SUR GLACE HOMMES, TOUR PRELIMINAIRE, MATCH 14

E CENTER THU 14 FEB 2002 / JEU 14 FEV 2002 START TIME / DÉBUT 20:00

UKR - LAT

Referee

SAVOLAINEN Rami (IIHF)

Linesmen

GAROFALO James (IIHF), LAUFF Rudolf (IIHF)

Goalkeepers

Team: UKR	
No.	Name
1	SIMCHUK Kostyantyn
20	KARPENKO Igor
22	FEDOROV Oleksandr (EG)

Team: LAT	
No.	Name
30	NAUMOVVS Sergejs
32	MASALSKIS Edgars

Team Line-ups

Team: UKR (YELLOW)		
No.	Pos.	Name
8	F	KHRISTICH Dmitri
14	D	SHYRYAEV Valeriy
16	F	CHYBIREV Igor
23	F	SALNIKOV Roman
29	D	TIMCHENKO Vyacheslav
2	D	GUNKO Yuriy
3	D	KLYMENTYEV Sergiy
10	F	SHAKHRAYCHUK Vadym
15	F	LYTVYNENKO Vitaliy
25	F	SAVENKO Bogdan
6	D	SRYUBKO Andriy
7	F	BOBROVNIKOV Vasyl
12	D	TOLKOUNOV Dmitri
17	F	VARLAMOV Sergei
26	F	PONIKAROVSKY Oleksiy
9	F	SLIVCHENKO Vadym
21	F	OLETSKY Valentyn
24	F	SIEROV Vladislav
30	D	ZAVALNYUK Vyacheslav
Head Coach: BOGDANOV Anatoliy		

Team: LAT (RED)		
No.	Pos.	Name
2	D	LAVINS Rodrigo
12	F	MACIJEVSKIS Aleksandrs
17	F	NIZIVIJS Aleksandrs
22	D	SOROKINS Olegs
29	F	CIPRUSS Aigars
5	D	BONDAREVS Igors
9	F	BELAVSKIS Aleksandrs
11	F	SENINS Sergejs
14	F	TAMBIJEVS Leonids
23	D	TRIBUNCOVS Atvars
3	D	IGNATJEVS Viktors
8	F	FANDULS Vyacheslavs
13	F	PANTELEJEVS Grigorijs
28	D	MATICINS Andrejs
20	F	VITOLINS Harijs
21	F	KERCS Aleksandrs
27	F	SEMJONOVVS Aleksandrs
Head Coach: LINDSTROM Curt		

LEGEND

EG	Emergency goalkeeper	No.	Player number	R	Rank
G	Number of games played	Pos.	Position	T	Number of games tied
GA	Goals against		D - Defense	W	Number of games won
GF	Goals for		F - Forward		
L	Number of games lost	PTS	Points		



ICE HOCKEY MEN

Round	PRELIMINARY ROUND	Venue	E Center	Date	14 Feb 2002	Start	20.00	Spectators	8449	Game no.	14
-------	-------------------	-------	----------	------	-------------	-------	-------	------------	------	----------	----

Home team (A) (Jersey colour)		Ukraine (YELLOW)				Goals															Penalties							
No.	Name	Pos.	L	SOG	#	Time	G	A1	A2	GS	P1	P2	P3	P4	P5	P6	N1	N2	N3	N4	N5	N6	Time	No.	Min	Offence	Start	End
1	SIMCHUK Kostyantyn	GK		0	1	31:38	8	16	2	EQ	1	2	3	8	16	23	5	12	21	23	29	30	03:26	3	2	ELBOW	03:26	05:20
2	GUNKO Yuriy	D	2	0	2	35:33	16	21	24	EQ	1	2	3	16	21	24	2	9	11	14	22	30	04:30	17	2	ROUGH	04:30	05:56
3	KLYMENTYEV Sergiy	A	D	2	1																		05:56	17	10	MISC	05:56	15:56
6	SRYUBKO Andriy	D	3	1																			19:11		0	P-SHOT	19:11	19:11
7	BOBROVNIKOV Vasyl	F	3	1																			32:18	16	2	HOOK	32:18	34:18
8*	KHRISTICH Dmitri	F	1	4																			33:00	12	2	ROUGH	33:00	35:00
9	SLIVCHENKO Vadym	F	4	0																			43:02	29	2	SLASH	43:02	45:02
10	SHAKHRAVCHUK Vadym	A	F	2	0																		58:14	23	2	ROUGH	58:14	60:00
12	TOLKOUNOV Dmitri	D	3	1																			60:00	29	2	SLASH	60:00	60:00
14*	SHRYIAEV Valeriy	C	D	1	5																		60:00	17	2	MISC	60:00	60:00
15	LYTVYVENKO Vitaliy	F	2	0																								
16*	CHYBIREV Igor	F	1	3																								
17	VARLAMOVS Sergei	F	3	3																								
20*	KARPENKO Igor	GK		0																								
21	OLETSKY Valentyn	F	4	0																								
22	FEDOROV Oleksandr	E	G	0																								
23*	SALNIKOV Roman	F	1	3																								
24	SIEROV Vladislav	F	4	2																								
25	SAVENKO Bogdan	F	2	1																								
26	PONIKAROVSKY Oleksiy	F	3	0																								
29*	TIMCHENKO Vyacheslav	D	1	0																								
30	ZAVALNYUK Vyacheslav	D	4	1																								

Team Manager: FADYEYEV Vasyl Head Coach: BOGDANOV Anatoliy Assistant Coach: SEUKAND Oleksandr

Visiting team (B) (Jersey colour)		Latvia (RED)				Goals															Penalties							
No.	Name	Pos.	L	SOG	#	Time	G	A1	A2	GS	P1	P2	P3	P4	P5	P6	N1	N2	N3	N4	N5	N6	Time	No.	Min	Offence	Start	End
2*	LAVINS Rodrigo	D	1	3	1	01:33	14	5		EQ	5	9	11	14	23	30	2	3	10	15	20	25	12:17	11	2	HOOK	12:17	14:17
3	IGNATJEVS Viktors	D	3	1	2	02:26	20	22	21	EQ	2	20	21	22	28	30	6	7	12	17	20	26	45:03	11	2	HO-ST	45:03	47:03
5	BONDAREVS Igors	D	2	1	3	05:20	8	28	21	PP2	8	9	21	23	28	30	7	8	14	20			52:56	23	2	ROUGH	52:56	54:56
8	FANDULS Vyacheslavs	F	3	2	4	05:56	17	12		PP1	2	12	17	22	29	30	1	2	3	10	15							
9	BELAVSKIS Aleksandrs	A	F	2	2	5 18:22	13	28		EQ	3	8	12	13	28	30	1	3	6	10	15	25						
11	SENINS Sergejs	F	2	1	6	19:11	28			PS																		
12*	MACIJEVSKIS Aleksandrs	F	1	2	7	29:31	5	12	17	EQ	5	8	12	17	23	30	1	8	14	16	23	29						
13	PANTELEJEVS Grigorijs	F	3	3	8	30:39	8			EQ	2	8	12	13	22	30	1	6	7	12	17	26						
14	TAMBIJEVS Leonids	F	2	3	9	39:41	27	20	5	EQ	13	20	21	27	28	30	1	14	21	24	29	30						
17*	NIZIVIJS Aleksandrs	F	1	4																								
20	VITOLINS Harijs	C	F	4	1																							
21	KERCS Aleksandrs	A	F	4	2																							
22*	SOROKINS Olegs	D	1	2																								
23	TRIBUNCOVS Atvars	D	2	2																								
27	SEMJONOV Aleksandrs	F	4	2																								
28	MATICINS Andrejs	D	3	3																								
29*	CIPRUSS Aigars	F	1	1																								
30*	NAUMOVVS Sergejs	GK		0																								
32	MASALSKIS Edgars	GK		0																								

Team Manager: LIPMANS Kirovs Head Coach: LINDSTROM Curt Assistant Coach: BALDONIEKS Maris

Game Summary		Saves						Goalkeeper Records						Goalkeeper Changes						
P	G A:B	SOG A:B	PIM A:B	PPGF A:B	SHGF A:B	GKA1	GKA2	EGA	GKB1	GKB2	EGB	GKA	MIP	GA	GKB	MIP	GA	Time	GKA	GKB
1	0:6	9:13	14:2	0:2	0:0	2	5	0	9	0	0	20	5:20	3	30	60:00	2	00:00	20	30
2	2:3	9:15	4:0	0:0	0:0	0	12	0	7	0	0	1	54:40	6				05:20	1	30
3	0:0	8:7	8:4	0:0	0:0	0	7	0	8	0	0							60:00	--	--
OVT												Start of game: 20:00 End of game: 21:55								
GWS												Time-out A: 05:20 Time-out B:								
Total	2:9	26:35	26:6	0:2	0:0	2	24	0	24	0	0	Game Supervisor: TOMITA Shoichi								

Referee	SAVOLAINEN Rami	Linesman	GAROFALO James	Goal Judge	LORDS Harry	Video GJ	OKOLICANY Juraj
Scorekeeper	EBERT Bob	Linesman	LAUFF Rudolf	Goal Judge	GREEN Bill	Game Timekeeper	ZITO Bob
Sign. Manager B		Sign. Manager A		Sign. Scorekeeper		Sign. Referee	



Event	Abbreviation of the tournament (e.g. WSA, W18C, WWSB, or W20D...)	Abbreviation	Explanations of penalty abbreviations	Code
Place	Name of the city or the ice rink the games takes place	ABUSE	Abuse of officials	01
Date	Date the games take place	BD-CK	Body Checking (female hockey only)	02
Start	Time the beginning of the game is announced in the schedule	BENCH	Bench Minor Penalty	03
Spepectors	Number of spepectors	BOARD	Boarding	04
Game No.	Number of the game announced in the schedule	BUT-E	Butt-Ending	05
Home Team (A)	Abbreviation of the home team (e.g. SUI, USA...)	CHARG	Charging	06
Visiting Team (B)	Abbreviation of the visiting team (e.g. SUI, USA...)	CHE-B	Checking from behind	07
No.	Jersey number of the player (* = Starts the game)	CROSS	Cross-checking	08
Family and given name	Name of the player, followed by comma, and given name(s);	DELAY	Delaying the game	09
(+BP+C/A)	add BP = Best player of the game, C = Captain or A = Assistant Captain	DIS-N	Goal being deliberately knocked	10
Pos	Position (GK = Goalkeeper, EG = Emergency Goalkeeper, D = Defenseman, F = Forward)	ELBOW	Elbowing	11
L	Number of lineup (1 = first line, 2 = second line, 3 = third line, 4= fourth line)	FISTI	Fisticuffs	12
SoG	Sum of shots on goal (shots saved by goalie plus scored goals) of this player	GA-MI	Game misconduct penalty	13
#	Number of goal (-- for missed penaltyshot)	GR-MI	Gross misconduct penalty	14
Time	Time the goal is scored	HI-ST	High Sticking	15
G	Jersey number of the player scoring the goal	HOLD	Holding	16
A1	Jersey number of the first assist	HOOK	Hooking	17
A2	Jersey number of the second assist	HO-ST	Holding the stick	18
GS	Game situation (EQ = equal, PP1 = power play 5:4 or 4:3, PP2 = power play 5:3, SH1 = shorthanded 4:5 or 3:4, SH2 = shorthanded 3:5, PS = penalty shot, GWS = game winning shot)	IL-EQ	Illegal Equipment	19
P1 P2 P3 P4 P5 P6	Positive participation (all players on ice of the goal scoring team)	INTRF	Interference	20
N1 N2 N3 N4 N5 N6	Negative participation (all players on ice of the goal recieving team)	KNEE	Kneeing	21
Time	Time the penalty is called by the referee	MATCH	Match penalty	22
No.	Jersey number of the penalized player	MISC	Misconduct penalty	23
Offence	Abbreviation of penalty (explanation see next column)	OTHER	Other Offences	24
Start	Time the penalty starts	P-SHOT	Penalty shot	25
End	Time the penalty ends	ROUGH	Roughing	26
Team Manager	Name and given name of the team manager	SLASH	Slashing	27
Head Coach	Name and given name of the head coach	SPEAR	Spearing	28
Assistant Coach	Name and given name of the assistant coach	TOO-M	Too many players on ice	29
Period	Period 1, 2, 3, OVT = overtime, GWS = game winning shots	TRIP	Tripping	30
Total	Total sum of all entries in the columns	UN-SP	Unsportsmanlike Conduct	31
G:A:B	Number of goals scored by team A : team B (depending on period)			
SOG A:B	Number of shots on goal plus scored by team A : team B (depending on period)			
PIM A:B	Number of penalty minutes for team A : team B (depending on period)			
PPGF A:B	Number of power play goals scored by team A : team B (depending on period)			
SHGF A:B	Number of shorthanded goals scored by team A : team B (depending on period)			
GKA1	Sum of shots saved by the first goalie of team A (depending on period)			
GKA2	Sum of shots saved by the second goalie of team A (depending on period)			
EGA	Sum of shots saved by the emergency goalie of team A (depending on period)			
GKB1	Sum of shots saved by the first goalie of team B (depending on period)			
GKB2	Sum of shots saved by the second goalie of team B (depending on period)			
EGB	Sum of shots saved by the emergency goalie of team B (depending on period)			
GKA	Jersey numbers of the goalies of team A			
GKB	Jersey numbers of the goalies of team B			
MIP	Minutes in play for each goalie			
GA	Goals against for each goalie			
Start of game	Time the game really starts			
End of game	Time the game really ends			
Timeout A	Time the home team takes a 30 seconds timeout			
Timeout B	Time the visiting team takes a 30 seconds timeout			
Game Supervisor	Name of the game supervisor			
Time	Time the goalie comes in or goes out			
GKA	Jersey number of the goalie of team A coming in (- for leaving)			
GKB	Jersey number of the goalie of team B coming in (- for leaving)			
Referee	Name and given name of the referee for this game			
Scorekeeper	Name and given name of the scorekeeper for this game			
Linesman	Name and given name of the linesman for this game			
Goal Judge	Name and given name of the goal judge for this game			
Timekeeper	Name and given name of the timekeeper for this game			
Sign.	Signature of Referee, Scorekeeper, Manager of Team A and Manager of Team B			
A	Jersey number of the player of team A (Marked with * when he starts the game winning			
B	Jersey number of the player of team B (Marked with * when he starts the game winning			
GKA	Goalie of team A for this game winning shot			
GKB	Goalie of team B for this game winning shot			
GF:GA	Goals scored after this game winning shot of each team			

Time	GKA	GKB

Game Winning Shots

A	B	GKA	GKB	Score	A	B	GKA	GKB	Score	A	B	GKA	GKB	Score	A	B	GKA	GKB	Score	A	B	GKA	GKB	Score

Notes:



ICE HOCKEY MEN, PRELIMINARY ROUND, GAME 14
 HOCKEY SUR GLACE HOMMES, TOUR PRELIMINAIRE, MATCH 14

E CENTER THU 14 FEB 2002 / JEU 14 FEV 2002 START TIME / DÉBUT 20:00

UKR - LAT 2-9 (0-6, 2-3, 0-0)

Spectators	Referee	Linesmen
8449	SAVOLAINEN Rami (IIHF)	GAROFALO James (IIHF), LAUFF Rudolf (IIHF)

Team Statistics

Period	Score	SVS	SOG	PIM	TPP	PPG	SHG
1	0 : 6	7 : 9	9 : 13	14 : 2	2:00 : 2:30	0 : 2	0 : 0
2	2 : 3	12 : 7	9 : 15	4 : 0	0:00 : 2:42	0 : 0	0 : 0
3	0 : 0	7 : 8	8 : 7	8 : 4	4:00 : 3:46	0 : 0	0 : 0
Total	2 : 9	26 : 24	26 : 35	26 : 6	6:00 : 8:58	0 : 2	0 : 0

1st Period

Action	Time	ET/Res	Team	Type	No.	Name	(G) Name of Assistant(s) / Action Description
GK	00:00		UKR		20	KARPENKO I	
GK	00:00		LAT		30	NAUMOV S	
Goal	01:33	0:1	LAT	EQ	14	TAMBIJEVS L	(1) 5 BONDAREVS I On ice UKR 20 2 3 10 15 25 LAT 30 5 9 11 14 23
Goal	02:26	0:2	LAT	EQ	20	VITOLINS H	(2) 22 SOROKINS O On ice UKR 20 6 7 12 17 26 21 KERCS A LAT 30 2 20 21 22 28
Penalty	03:26	05:20	UKR	2 min.	3	KLYMENTYEV S	-Elbowing
Penalty	04:30	05:56	UKR	2 min.	17	VARLAMOVS S	-Roughing
Goal	05:20	0:3	LAT	PP2	8	FANDULS V	(3) 28 MATICINS A On ice UKR 20 7 8 14 21 KERCS A LAT 30 8 9 21 23 28
GK	05:20		UKR		1	SIMCHUK K	- "Goalkeeper in" 20 KARPENKO I - "Goalkeeper out"
Penalty	05:56	15:56	UKR	10 min.	17	VARLAMOVS S	-Misconduct Penalty
Goal	05:56	0:4	LAT	PP1	17	NIZIVIJS A	(2) 12 MACIJEVSKIS A On ice UKR 1 2 3 10 15 LAT 30 2 12 17 22 29
Penalty	12:17	14:17	LAT	2 min.	11	SENINS S	-Hooking
Goal	18:22	0:5	LAT	EQ	13	PANTELEJEVS G	(2) 28 MATICINS A On ice UKR 1 3 6 10 15 25 LAT 30 3 8 12 13 28
Penalty	19:11	19:11	UKR	PS	-	Team penalty	-Penalty shot
Goal	19:11	0:6	LAT	PS	28	MATICINS A	(1) - "Scored" 1 SIMCHUK K (UKR) - "On goal"

2nd Period

Action	Time	ET/Res	Team	Type	No.	Name	(G) Name of Assistant(s) / Action Description
GK	20:00		UKR		1	SIMCHUK K	
GK	20:00		LAT		30	NAUMOV S	
Goal	29:31	0:7	LAT	EQ	5	BONDAREVS I	(2) 12 MACIJEVSKIS A On ice UKR 1 8 14 16 23 29 17 NIZIVIJS A LAT 30 5 8 12 17 23
Goal	30:39	0:8	LAT	EQ	8	FANDULS V	(4) On ice UKR 1 6 7 12 17 26 LAT 30 2 8 12 13 22
Goal	31:38	1:8	UKR	EQ	8	KHRISTICH D	(2) 16 CHYBIREV I On ice UKR 1 2 3 8 16 23 2 GUNKO Y LAT 30 5 12 21 23 29
Penalty	32:18	34:18	UKR	2 min.	16	CHYBIREV I	-Hooking
Penalty	33:00	35:00	UKR	2 min.	12	TOLKOUNOV D	-Roughing
Goal	35:33	2:8	UKR	EQ	16	CHYBIREV I	(2) 21 OLETSKY V On ice UKR 1 2 3 16 21 24 24 SIEROV V LAT 30 2 9 11 14 22
Goal	39:41	2:9	LAT	EQ	27	SEMJONOV S A	(1) 20 VITOLINS H On ice UKR 1 14 21 24 29 30 5 BONDAREVS I LAT 30 13 20 21 27 28



3rd Period

Action	Time	ET/Res	Team	Type	No.	Name	(G) Name of Assistant(s) / Action Description
GK	40:00		UKR		1	SIMCHUK K	
GK	40:00		LAT		30	NAUMOV S	
Penalty	43:02	45:02	UKR	2 min.	29	TIMCHENKO V	-Slashing
Penalty	45:03	47:03	LAT	2 min.	11	SENINS S	-Holding the stick
Penalty	52:56	54:56	LAT	2 min.	23	TRIBUNCOVS A	-Roughing
Penalty	58:14	60:00	UKR	2 min.	23	SALNIKOV R	-Roughing
Penalty	60:00	60:00	UKR	2 min.	29	TIMCHENKO V	-Slashing
Penalty	60:00	60:00	UKR	2 min.	17	VARLAMOV S	-Misconduct Penalty

Goalkeeper Records

Team: UKR - Ukraine			
No.	Goalkeepers	SOG	SVS
1	SIMCHUK Kostyantyn	30	24
20	KARPENKO Igor	5	2

Team: LAT - Latvia			
No.	Goalkeepers	SOG	SVS
30	NAUMOV S Sergejs	26	24
32	MASALSKIS Edgars	0	0

Shots & Plus-Minus

Team: UKR - Ukraine								
No.	Pos.	Player	1	2	3	OT	TS	+/-
8	F	KHRISTICH Dmitri	2	1	1	0	4	0
14	D	SHYRYAEV Valeriy	3	2	0	0	5	-2
16	F	CHYBIREV Igor	1	1	1	0	3	1
23	F	SALNIKOV Roman	1	2	0	0	3	0
29	D	TIMCHENKO Vyacheslav	0	0	0	0	0	-2
2	D	GUNKO Yuriy	0	0	0	0	0	1
3	D	KLYMENTYEV Sergiy	1	0	0	0	1	0
10	F	SHAKHRAICHUK Vadym	0	0	0	0	0	-2
15	F	LYTVYENKO Vitaliy	0	0	0	0	0	-2
25	F	SAVENKO Bogdan	0	1	0	0	1	-2
6	D	SRYUBKO Andriy	0	0	1	0	1	-3
7	F	BOBROVNIKOV Vasyly	0	0	1	0	1	-2
12	D	TOLKOUNOV Dmitri	1	0	0	0	1	-2
17	F	VARLAMOV Sergei	0	1	2	0	3	-2
26	F	PONIKAROVSKY Oleksiy	0	0	0	0	0	-2
9	F	SLIVCHENKO Vadym	0	0	0	0	0	0
21	F	OLETSKY Valentyn	0	0	0	0	0	0
24	F	SIEROV Vladislav	0	1	1	0	2	0
30	D	ZAVALNYUK Vyacheslav	0	0	1	0	1	-1
TOTALS			9	9	8	0	26	

Head Coach: BOGDANOV Anatoliy

Team: LAT - Latvia								
No.	Pos.	Player	1	2	3	OT	TS	+/-
2	D	LAVINS Rodrigo	1	1	1	0	3	
12	F	MACIJEVSKIS Aleksandrs	1	1	0	0	2	2
17	F	NIZIVIJS Aleksandrs	1	1	2	0	4	1
22	D	SOROKINS Olegs	0	1	1	0	2	1
29	F	CIPRUSS Aigars	0	1	0	0	1	-1
5	D	BONDAREVS Igors	0	1	0	0	1	1
9	F	BELAVSKIS Aleksandrs	0	1	1	0	2	0
11	F	SENINS Sergejs	0	1	0	0	1	0
14	F	TAMBIJEVS Leonids	1	2	0	0	3	0
23	D	TRIBUNCOVS Atvars	1	1	0	0	2	1
3	D	IGNATJEVS Viktors	0	1	0	0	1	1
8	F	FANDULS Vyacheslavs	1	1	0	0	2	3
13	F	PANTELEJEVS Grigorijs	2	0	1	0	3	3
28	D	MATICINS Andrejs	3	0	0	0	3	3
20	F	VITOLINS Harijs	1	0	0	0	1	2
21	F	KERCS Aleksandrs	1	1	0	0	2	1
27	F	SEMJONOV Aleksandrs	0	1	1	0	2	1
TOTALS			13	15	7	0	35	

Head Coach: LINDSTROM Curt

LEGEND

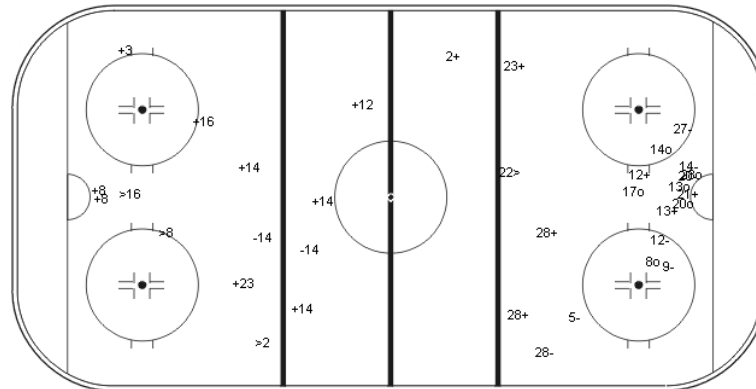
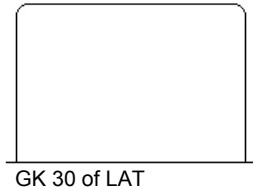
ET/Res	Penalty end time/Result of game	OT	Overtime	SH1	Shorthanded - 1 player
ENG	Empty net goal	Pen.	Penalty	SH2	Shorthanded - 2 players
EQ	Equal strength	PIM	Penalties in minutes	SHG	Shorthanded goals
(G)	Number of goals in tournament	Pos.	Position	SOG	Shots on goal
GA	Goals against		D - Defense	SSG	Shots saved by goalkeeper
GF	Goals for		F - Forward	SVS	Saves
GK	Goalkeeper	PP1	Power play - 1 player	T	Number of games tied
GP	Number of games played	PP2	Power play - 2 players	TS	Total shots by player
GWS	Game winning shot	PPG	Power play goals	TPP	Time on power play
L	Number of games lost	PS	Penalty shot	W	Number of games won
No.	Player number	PTS	Points		
+/-	Net result of positive and negative participation				



ICE HOCKEY MEN, PRELIMINARY ROUND, GAME 14
 HOCKEY SUR GLACE HOMMES, TOUR PRELIMINAIRE, MATCH 14

E CENTER THU 14 FEB 2002 / JEU 14 FEV 2002 START TIME / DÉBUT 20:00

UKR - LAT



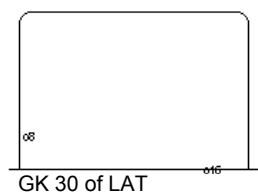
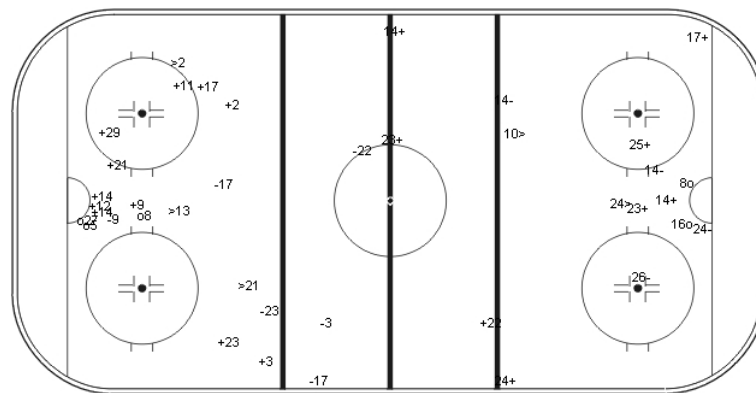
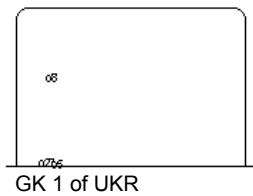
Shots by UKR
 Goals (o): 0
 SSP(<): 3

SSG(+): 9
 SPG(-): 2

Period: 1

Shots by LAT
 Goals (o): 6
 SSP(>): 1

SSG(+): 7
 SPG(-): 7



Shots by LAT
 Goals (o): 3
 SSP(<): 3

SSG(+): 12
 SPG(-): 6

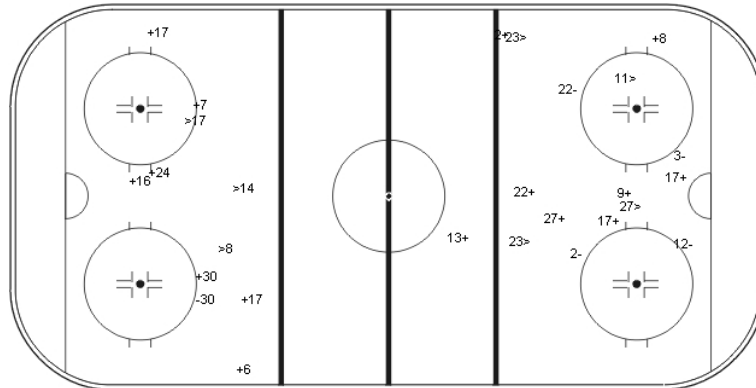
Period: 2

Shots by UKR
 Goals (o): 2
 SSP(>): 2

SSG(+): 7
 SPG(-): 4



GK 30 of LAT



GK 1 of UKR

Shots by UKR
 Goals (o): 0 SSG(+): 8
 SSP(<): 3 SPG(-): 1

Period: 3

Shots by LAT
 Goals (o): 0 SSG(+): 7
 SSP(>): 4 SPG(-): 4

LEGEND

ENG Empty net goal
GK Goalkeeper

SPG Shots past goal
SSG Shots saved by goalkeeper

SSP Shots saved by player



ICE HOCKEY MEN, PRELIMINARY ROUND, GAME 14
 HOCKEY SUR GLACE HOMMES, TOUR PRELIMINAIRE, MATCH 14

E CENTER THU 14 FEB 2002 / JEU 14 FEV 2002 START TIME / DÉBUT 20:00

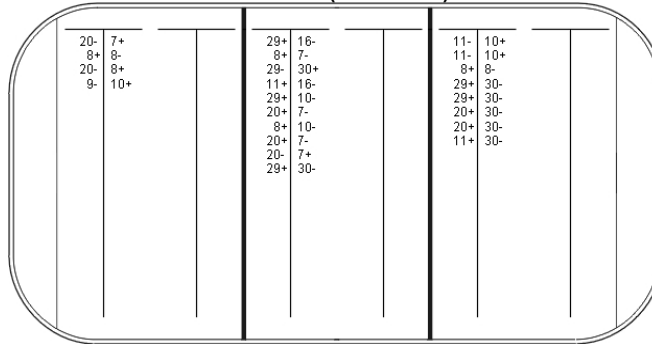
UKR - LAT

Face-off by LAT

Period: 1

	Won	Lost
DZ	1	3
MZ	8	2
AZ	6	2
Total	15	7

Period 1 (LAT - UKR)



Face-off by UKR

Period: 1

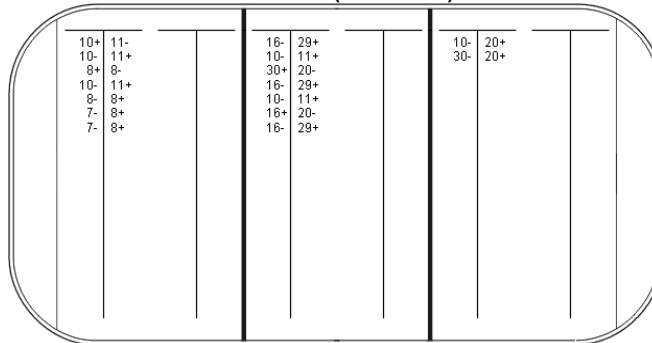
	Won	Lost
DZ	2	6
MZ	2	8
AZ	3	1
Total	7	15

Face-off by UKR

Period: 2

	Won	Lost
DZ	2	5
MZ	2	5
AZ	0	2
Total	4	12

Period 2 (UKR - LAT)



Face-off by LAT

Period: 2

	Won	Lost
DZ	2	0
MZ	5	2
AZ	5	2
Total	12	4

Game total

	Won	Lost
DZ	4	11
MZ	4	13
AZ	3	3
Total	11	27

Game total


	Won	Lost
DZ	3	3
MZ	13	4
AZ	11	4
Total	27	11

Face-off by LAT

Period: 3

	Won	Lost
DZ	4	1
MZ	4	3
AZ	1	5
Total	9	9

Period 3 (LAT - UKR)



Face-off by UKR

Period: 3

	Won	Lost
DZ	5	1
MZ	3	4
AZ	1	4
Total	9	9

Game total

	Won	Lost
DZ	7	4
MZ	17	7
AZ	12	9
Total	36	20

Game total

	Won	Lost
DZ	9	12
MZ	7	17
AZ	4	7
Total	20	36

LEGEND			
AZ	Attack zone	DZ	Defensive zone
		MZ	Middle zone



ICE HOCKEY MEN, PRELIMINARY ROUND, GAME 15
HOCKEY SUR GLACE HOMMES, TOUR PRELIMINAIRE, MATCH 15

PEAKS THU 14 FEB 2002 / JEU 14 FEV 2002 START TIME / DÉBUT 21:00

SVK - FRA

Referee

KURMANN Danny (IIHF)

Linesmen

BRUUN Panu (IIHF), ODINSCH Eduard (IIHF)

Goalkeepers

Team: SVK	
No.	Name
29	RYBAR Pavol
31	STANA Rastislav
25	LASAK Jan (EG)

Team: FRA	
No.	Name
30	LHENRY Fabrice
31	ROLLAND Patrick
1	HUET Cristobal (EG)

Team Line-ups

Team: SVK (BLUE)		
No.	Pos.	Name
4	D	SMREK Peter
5	D	OBSUT Jaroslav
23	F	BARTECKO Lubos
26	F	HANDZUS Michal
38	F	DEMITRA Pavol
15	F	STUMPEL Jozef
17	D	VISNOVSKY Lubomir
18	F	SATAN Miroslav
41	D	LINTNER Richard
81	F	HOSSA Marian
11	D	MILO Dusan
19	F	PAVLIKOVSKY Rastislav
24	F	PARDAVY Jan
39	F	PETROVICKY Robert
50	D	PAVLIKOVSKY Richard
22	D	MAJESKY Ivan
30	F	KAPUS Richard
42	F	SECHNY Richard
72	F	TOROK Jaroslav
Head Coach: FILC Jan		

Team: FRA (WHITE)		
No.	Pos.	Name
2	D	CARRIOU Allan
9	F	ROZENTHAL Maurice
12	F	BOZON Philippe
23	F	MORTAS Anthony
24	D	PEREZ Denis
3	D	BACHET Vincent
7	F	BARIN Stephane
11	F	ROZENTHAL Francois
22	F	ZWIKEL Jonathan
27	D	AMAR Baptiste
10	F	MEUNIER Laurent
14	F	TREILLE Yorick
16	F	BESSE Guillaume
20	D	BONNARD Jean-Francois
26	D	POURTANEL Benoit
6	F	BACHELET Benoit
13	D	DEWOLF Karl
25	F	AIMONETTO Richard
28	F	GRAS Laurent
Head Coach: LEIME Heikki		

LEGEND

EG	Emergency goalkeeper	No.	Player number	R	Rank
G	Number of games played	Pos.	Position	T	Number of games tied
GA	Goals against		D - Defense	W	Number of games won
GF	Goals for		F - Forward		
L	Number of games lost	PTS	Points		



ICE HOCKEY MEN

Round	PRELIMINARY ROUND	Venue	Peaks	Date	14 Feb 2002	Start	21.00	Spectators	5956	Game no.	15
--------------	-------------------	--------------	-------	-------------	-------------	--------------	-------	-------------------	------	-----------------	----

Home team (A) (Jersey colour)		Slovakia (BLUE)		Goals																	Penalties								
No.	Name	Pos.	L	SOG	#	Time	G	A1	A2	GS	P1	P2	P3	P4	P5	P6	N1	N2	N3	N4	N5	N6	Time	No.	Min	Offence	Start	End	
4*	SMREK Peter	D	1	0	1	08:02	81			SH1	17	18	31	41	81		9	10	12	23	24	31	06:15	26	2	HOOK	06:15	08:15	
5*	OBSUT Jaroslav	D	1	2	2	28:04	15	18	81	PP1	15	17	18	31	38	81	3	14	16	20	31		25:19	11	2	TRIP	25:19	27:19	
11	MILO Dusan	D	3	2	3	39:02	26	23	38	EQ	17	23	26	31	38	41	6	13	24	25	28	31	30:47	26	2	HOOK	30:47	32:47	
15	STUMPPEL Jozef	F	2	4	4	47:22	81	17		EQ	5	15	17	18	31	81	2	7	9	20	22	31	35:26	24	2	HI-ST	35:26	37:26	
17	VISNOVSKY Lubomir	D	2	4	5	50:47	24	11	19	EQ	11	19	24	31	39	50	3	12	25	27	28	31	47:55	19	2	SLASH	47:55	49:55	
18	SATAN Miroslav	F	2	4	6	55:53	19	11		EQ	11	18	19	31	50	81	10	14	16	20	24	31							
19	PAVLIKOVSKY Rastislav	F	3	1	7	58:50	81	19		EQ	5	11	17	19	31	81	3	10	13	14	16	31							
22	MAJESKY Ivan	D	4	1																									
23*	BARTECKO Lubos	F	1	3																									
24	PARDAVY Jan	A	F	3	6																								
25	LASAK Jan		EG		0																								
26*	HANDZUS Michal	F	1	1																									
29	RYBAR Pavol		GK		0																								
30	KAPUS Richard	F	4	0																									
31*	STANA Rastislav		GK		0																								
38*	DEMITRA Pavol	F	1	7																									
39	PETROVICKY Robert	C	F	3	1																								
41	LINTNER Richard	A	D	2	5																								
42	SECHNY Richard	F	4	0																									
50	PAVLIKOVSKY Richard	D	3	1																									
72	TOROK Jaroslav	F	4	0																									
81	HOSSA Marian	F	2	7																									

Team Manager: SIROKY Juraj **Head Coach:** FILC Jan **Assistant Coach:** BOKROS Ernest

Visiting team (B) (Jersey colour)		France (WHITE)		Goals																	Penalties								
No.	Name	Pos.	L	SOG	#	Time	G	A1	A2	GS	P1	P2	P3	P4	P5	P6	N1	N2	N3	N4	N5	N6	Time	No.	Min	Offence	Start	End	
1	HUET Cristobal		EG		0	1	59:19	9	12	23	EQ	2	3	9	12	23	31	11	19	24	31	39	50	05:22	23	2	HOLD	05:22	07:22
2*	CARRIOU Allan	D	1	0																				12:33	10	2	ELBOW	12:33	14:33
3	BACHET Vincent	D	2	0																				18:09	2	2	HOLD	18:09	20:09
6	BACHELET Benoit	F	4	0																				27:45	10	2	HOOK	27:45	28:04
7	BARIN Stephane	F	2	2																				32:02	22	2	HOOK	32:02	34:02
9*	ROZENTHAL Maurice	F	1	4																				34:44	13	2	ROUGH	34:44	36:44
10	MEUNIER Laurent	F	3	1																									
11	ROZENTHAL Francois	F	2	2																									
12*	BOZON Philippe	C	F	1	1																								
13	DEWOLF Karl	D	4	0																									
14	TREILLE Yorick	A	F	3	0																								
16	BESSE Guillaume	F	3	2																									
20	BONNARD Jean-Francois	D	3	1																									
22	ZWIKEL Jonathan	F	2	3																									
23*	MORTAS Anthony	F	1	0																									
24*	PEREZ Denis	A	D	1	2																								
25	AIMONETTO Richard	F	4	0																									
26	POURTANEL Benoit	D	3	1																									
27	AMAR Baptiste	D	2	0																									
28	GRAS Laurent	F	4	0																									
30	LHENRY Fabrice		GK		0																								
31*	ROLLAND Patrick		GK		0																								

Team Manager: POURTIER Jean-Raymond **Head Coach:** LEIME Heikki **Assistant Coach:** ERICSSON Christer

Game Summary												Saves					Goalkeeper Records						Goalkeeper Changes		
P	G A:B	SOG A:B	PIM A:B	PPGF A:B	SHGF A:B	GKA1	GKA2	EGA	GKB1	GKB2	EGB	GKA	MIP	GA	GKB	MIP	GA	Time	GKA	GKB					
1	1:0	22:5	2:6	0:0	1:0	5	0	0	21	0	0	31	60:00	1	31	60:00	7	00:00	31	31					
2	2:0	9:10	6:6	1:0	0:0	10	0	0	7	0	0							60:00	--	--					
3	4:1	18:4	2:0	0:0	0:0	3	0	0	14	0	0														
OVT																									
GWS																									
Total	7:1	49:19	10:12	1:0	1:0	18	0	0	42	0	0														

Start of game: 21:00 **End of game:** 23:06
Time-out A: **Time-out B:**
Game Supervisor: EDERER Hannes



Referee	KURMANN Danny	Linesman	BRUUN Panu	Goal Judge	BAIRD Gerry	Video GJ	DOMBROWSKI Sa
Scorekeeper	SOUTTER Dave	Linesman	ODINSCH Eduard	Goal Judge	GALLENI Robert	Game Timekeeper ZITO Robert	
Sign. Manager B	Sign. Manager A		Sign. Scorekeeper		Sign. Referee		

Event	Abbreviation of the tournament (e.g. WSA, W18C, WWSB, or W20D...)	Abbreviation	Explanations of penalty abbreviations	Code
Place	Name of the city or the ice rink the games takes place	ABUSE	Abuse of officials	01
Date	Date the games take place	BD-CK	Body Checking (female hockey only)	02
Start	Time the beginning of the game is announced in the schedule	BENCH	Bench Minor Penalty	03
Spectators	Number of spectators	BOARD	Boarding	04
Game No.	Number of the game announced in the schedule	BUT-E	Butt-Ending	05
Home Team (A)	Abbreviation of the home team (e.g. SUI, USA...)	CHARG	Charging	06
Visiting Team (B)	Abbreviation of the visiting team (e.g. SUI, USA...)	CHE-B	Checking from behind	07
No.	Jersey number of the player (* = Starts the game)	CROSS	Cross-checking	08
Family and given name (+BP+C/A)	Name of the player, followed by comma, and given name(s); add BP = Best player of the game, C = Captain or A = Assistant Captain	DELAY	Delaying the game	09
Pos	Position (GK = Goalkeeper, EG = Emergency Goalkeeper, D = Defenseman, F = Forward)	DIS-N	Goal being deliberately knocked	10
L	Number of lineup (1 = first line, 2 = second line, 3 = third line, 4= fourth line)	ELBOW	Elbowing	11
SoG	Sum of shots on goal (shots saved by goalie plus scored goals) of this player	FISTI	Fisticuffs	12
#	Number of goal (- for missed penaltyshot)	GA-MI	Game misconduct penalty	13
Time	Time the goal is scored	GR-MI	Gross misconduct penalty	14
G	Jersey number of the player scoring the goal	HI-ST	High Sticking	15
A1	Jersey number of the first assist	HOLD	Holding	16
A2	Jersey number of the second assist	HOOK	Hooking	17
GS	Game situation (EQ = equal, PP1 = power play 5:4 or 4:3, PP2 = power play 5:3, SH1 = shorthanded 4:5 or 3:4, SH2 = shorthanded 3:5, PS = penalty shot, GWS = game winning shot)	HO-ST	Holding the stick	18
P1 P2 P3 P4 P5 P6	Positive participation (all players on ice of the goal scoring team)	IL-EQ	Illegal Equipment	19
N1 N2 N3 N4 N5 N6	Negative participation (all players on ice of the goal receiving team)	INTRF	Interference	20
Time	Time the penalty is called by the referee	KNEE	Kneeing	21
No.	Jersey number of the penalized player	MATCH	Match penalty	22
Offence	Abbreviation of penalty (explanation see next column)	MISC	Misconduct penalty	23
Start	Time the penalty starts	OTHER	Other Offences	24
End	Time the penalty ends	P-SHOT	Penalty shot	25
Team Manager	Name and given name of the team manager	ROUGH	Roughing	26
Head Coach	Name and given name of the head coach	SLASH	Slashing	27
Assistant Coach	Name and given name of the assistant coach	SPEAR	Spearing	28
Period	Period 1, 2, 3, OVT = overtime, GWS = game winning shots	TOO-M	Too many players on ice	29
Total	Total sum of all entries in the columns	TRIP	Tripping	30
G:A:B	Number of goals scored by team A : team B (depending on period)	UN-SP	Unsportsmanlike Conduct	31
SOG A:B	Number of shots on goal plus scored by team A : team B (depending on period)			
PIM A:B	Number of penalty minutes for team A : team B (depending on period)			
PPGF A:B	Number of power play goals scored by team A : team B (depending on period)			
SHGF A:B	Number of shorthanded goals scored by team A : team B (depending on period)			
GKA1	Sum of shots saved by the first goalie of team A (depending on period)			
GKA2	Sum of shots saved by the second goalie of team A (depending on period)			
EGA	Sum of shots saved by the emergency goalie of team A (depending on period)			
GKB1	Sum of shots saved by the first goalie of team B (depending on period)			
GKB2	Sum of shots saved by the second goalie of team B (depending on period)			
EGB	Sum of shots saved by the emergency goalie of team B (depending on period)			
GKA	Jersey numbers of the goalies of team A			
GKB	Jersey numbers of the goalies of team B			
MIP	Minutes in play for each goalie			
GA	Goals against for each goalie			
Start of game	Time the game really starts			
End of game	Time the game really ends			
Timeout A	Time the home team takes a 30 seconds timeout			
Timeout B	Time the visiting team takes a 30 seconds timeout			
Game Supervisor	Name of the game supervisor			
Time	Time the goalie comes in or goes out			
GKA	Jersey number of the goalie of team A coming in (- for leaving)			
GKB	Jersey number of the goalie of team B coming in (- for leaving)			
Referee	Name and given name of the referee for this game			
Scorekeeper	Name and given name of the scorekeeper for this game			
Linesman	Name and given name of the linesman for this game			
Goal Judge	Name and given name of the goal judge for this game			
Timekeeper	Name and given name of the timekeeper for this game			
Sign.	Signature of Referee, Scorekeeper, Manager of Team A and Manager of Team B			
A	Jersey number of the player of team A (Marked with * when he starts the game winning			
B	Jersey number of the player of team B (Marked with * when he starts the game winning			
GKA	Goalie of team A for this game winning shot			
GKB	Goalie of team B for this game winning shot			
GF:GA	Goals scored after this game winning shot of each team			

Time	GKA	GKB

Game Winning Shots

A	B	GKA	GKB	Score	A	B	GKA	GKB	Score	A	B	GKA	GKB	Score	A	B	GKA	GKB	Score	A	B	GKA	GKB	Score

Notes:



ICE HOCKEY MEN, PRELIMINARY ROUND, GAME 15
HOCKEY SUR GLACE HOMMES, TOUR PRELIMINAIRE, MATCH 15

PEAKS THU 14 FEB 2002 / JEU 14 FEV 2002 START TIME / DÉBUT 21:00

SVK - FRA 7-1 (1-0, 2-0, 4-1)

Spectators	Referee	Linesmen
5956	KURMANN Danny (IIHF)	BRUUN Panu (IIHF), ODINSCH Eduard (IIHF)

Team Statistics

Period	Score	SVS	SOG	PIM	TPP	PPG	SHG
1	1 : 0	5 : 21	22 : 5	2 : 6	4:44 : 0:53	0 : 0	1 : 0
2	2 : 0	10 : 7	9 : 10	6 : 6	2:25 : 3:57	1 : 0	0 : 0
3	4 : 1	3 : 14	18 : 4	2 : 0	0:00 : 2:00	0 : 0	0 : 0
Total	7 : 1	18 : 42	49 : 19	10 : 12	7:09 : 6:50	1 : 0	1 : 0

1st Period

Action	Time	ET/Res	Team	Type	No.	Name	(G) Name of Assistant(s) / Action Description
GK	00:00		SVK		31	STANA R	
GK	00:00		FRA		31	ROLLAND P	
Penalty	05:22	07:22	FRA	2 min.	23	MORTAS A	-Holding
Penalty	06:15	08:15	SVK	2 min.	26	HANDZUS M	-Hooking
Goal	08:02	1:0	SVK	SH1	81	HOSSA M	(2) On ice SVK 31 17 18 41 81 FRA 31 9 10 12 23 24
Penalty	12:33	14:33	FRA	2 min.	10	MEUNIER L	-Elbowing
Penalty	18:09	20:09	FRA	2 min.	2	CARRIOU A	-Holding

2nd Period

Action	Time	ET/Res	Team	Type	No.	Name	(G) Name of Assistant(s) / Action Description
GK	20:00		SVK		31	STANA R	
GK	20:00		FRA		31	ROLLAND P	
Penalty	25:19	27:19	SVK	2 min.	11	MILO D	-Tripping
Penalty	27:45	28:04	FRA	2 min.	10	MEUNIER L	-Hooking
Goal	28:04	2:0	SVK	PP1	15	STUMPPEL J	(2) 18 SATAN M On ice SVK 31 15 17 18 38 81 81 HOSSA M FRA 31 3 14 16 20
Penalty	30:47	32:47	SVK	2 min.	26	HANDZUS M	-Hooking
Penalty	32:02	34:02	FRA	2 min.	22	ZWIKEL J	-Hooking
Penalty	34:44	36:44	FRA	2 min.	13	DEWOLF K	-Roughing
Penalty	35:26	37:26	SVK	2 min.	24	PARDAVY J	-Highsticking
Goal	39:02	3:0	SVK	EQ	26	HANDZUS M	(1) 23 BARTECKO L On ice SVK 31 17 23 26 38 41 38 DEMITRA P FRA 31 6 13 24 25 28

3rd Period

Action	Time	ET/Res	Team	Type	No.	Name	(G) Name of Assistant(s) / Action Description
GK	40:00		SVK		31	STANA R	
GK	40:00		FRA		31	ROLLAND P	
Goal	47:22	4:0	SVK	EQ	81	HOSSA M	(3) 17 VISNOVSKY L On ice SVK 31 5 15 17 18 81 FRA 31 2 7 9 20 22
Penalty	47:55	49:55	SVK	2 min.	19	PAVLIKOVSKY R	-Slashing
Goal	50:47	5:0	SVK	EQ	24	PARDAVY J	(2) 11 MILO D On ice SVK 31 11 19 24 39 50 19 PAVLIKOVSKY R FRA 31 3 12 25 27 28
Goal	55:53	6:0	SVK	EQ	19	PAVLIKOVSKY R	(2) 11 MILO D On ice SVK 31 11 18 19 50 81 FRA 31 10 14 16 20 24
Goal	58:50	7:0	SVK	EQ	81	HOSSA M	(4) 19 PAVLIKOVSKY R On ice SVK 31 5 11 17 19 81 FRA 31 3 10 13 14 16
Goal	59:19	7:1	FRA	EQ	9	ROZENTHAL M	(4) 12 BOZON P On ice SVK 31 11 19 24 39 50 23 MORTAS A FRA 31 2 3 9 12 23



Goalkeeper Records

Team: SVK - Slovakia			
No.	Goalkeepers	SOG	SVS
31	STANA Rastislav	19	18
29	RYBAR Pavol	0	0

Team: FRA - France			
No.	Goalkeepers	SOG	SVS
31	ROLLAND Patrick	49	42
30	LHENRY Fabrice	0	0

Shots & Plus-Minus

Team: SVK - Slovakia								
No.	Pos.	Player	1	2	3	OT	TS	+/-
4	D	SMREK Peter	0	0	0	0	0	0
5	D	OBSUT Jaroslav	1	1	0	0	2	2
23	F	BARTECKO Lubos	1	1	1	0	3	1
26	F	HANDZUS Michal	0	1	0	0	1	1
38	F	DEMITRA Pavol	2	2	3	0	7	1
15	F	STUMPEL Jozef	2	2	0	0	4	1
17	D	VISNOVSKY Lubomir	2	0	2	0	4	4
18	F	SATAN Miroslav	3	0	1	0	4	3
41	D	LINTNER Richard	3	1	1	0	5	2
81	F	HOSSA Marian	3	0	4	0	7	4
11	D	MILO Dusan	2	0	0	0	2	2
19	F	PAVLIKOVSKY Rastislav	0	0	1	0	1	2
24	F	PARDAVY Jan	2	1	3	0	6	0
39	F	PETROVICKY Robert	0	0	1	0	1	0
50	D	PAVLIKOVSKY Richard	1	0	0	0	1	1
22	D	MAJESKY Ivan	0	0	1	0	1	0
30	F	KAPUS Richard	0	0	0	0	0	0
42	F	SECHNY Richard	0	0	0	0	0	0
72	F	TOROK Jaroslav	0	0	0	0	0	0
TOTALS			22	9	18	0	49	

Head Coach: FILC Jan

Team: FRA - France								
No.	Pos.	Player	1	2	3	OT	TS	+/-
2	D	CARRIOU Allan	0	0	0	0	0	0
9	F	ROZENTHAL Maurice	1	2	1	0	4	-1
12	F	BOZON Philippe	0	1	0	0	1	-1
23	F	MORTAS Anthony	0	0	0	0	0	0
24	D	PEREZ Denis	0	2	0	0	2	-3
3	D	BACHET Vincent	0	0	0	0	0	-1
7	F	BARIN Stephane	1	1	0	0	2	-1
11	F	ROZENTHAL Francois	2	0	0	0	2	0
22	F	ZWIKEL Jonathan	0	1	2	0	3	-1
27	D	AMAR Baptiste	0	0	0	0	0	-1
10	F	MEUNIER Laurent	0	1	0	0	1	-3
14	F	TREILLE Yorick	0	0	0	0	0	-2
16	F	BESSE Guillaume	1	1	0	0	2	-2
20	D	BONNARD Jean-Francois	0	1	0	0	1	-2
26	D	POURTANEL Benoit	0	0	1	0	1	0
6	F	BACHELET Benoit	0	0	0	0	0	-1
13	D	DEWOLF Karl	0	0	0	0	0	-2
25	F	AIMONETTO Richard	0	0	0	0	0	-2
28	F	GRAS Laurent	0	0	0	0	0	-2
TOTALS			5	10	4	0	19	

Head Coach: LEIME Heikki

LEGEND

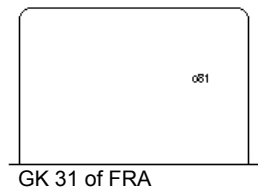
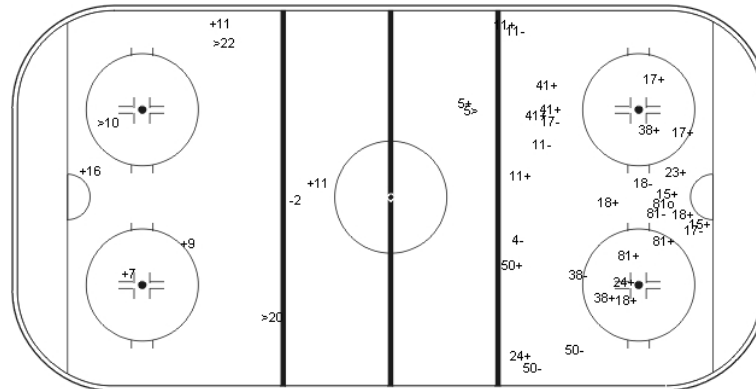

ET/Res	Penalty end time/Result of game	OT	Overtime	SH1	Shorthanded - 1 player
ENG	Empty net goal	Pen.	Penalty	SH2	Shorthanded - 2 players
EQ	Equal strength	PIM	Penalties in minutes	SHG	Shorthanded goals
(G)	Number of goals in tournament	Pos.	Position	SOG	Shots on goal
GA	Goals against		D - Defense	SSG	Shots saved by goalkeeper
GF	Goals for		F - Forward	SVS	Saves
GK	Goalkeeper	PP1	Power play - 1 player	T	Number of games tied
GP	Number of games played	PP2	Power play - 2 players	TS	Total shots by player
GWS	Game winning shot	PPG	Power play goals	TPP	Time on power play
L	Number of games lost	PS	Penalty shot	W	Number of games won
No.	Player number	PTS	Points		
+/-	Net result of positive and negative participation				



ICE HOCKEY MEN, PRELIMINARY ROUND, GAME 15
 HOCKEY SUR GLACE HOMMES, TOUR PRELIMINAIRE, MATCH 15

PEAKS THU 14 FEB 2002 / JEU 14 FEV 2002 START TIME / DÉBUT 21:00


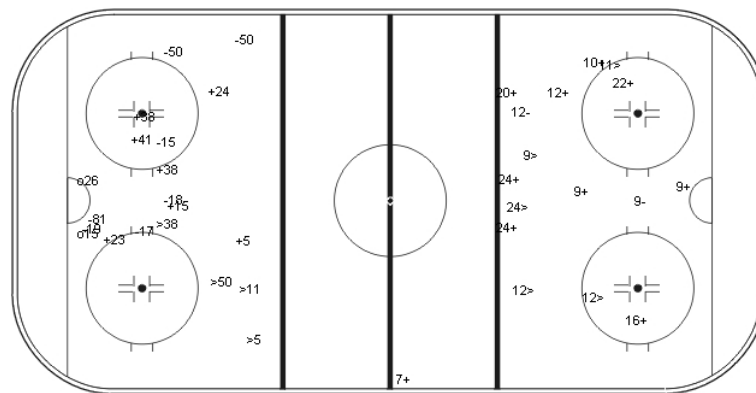
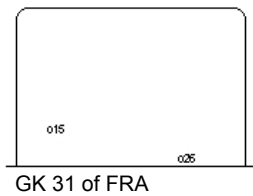
SVK - FRA



Shots by FRA
 Goals (o): 0
 SSP(<): 3

Period: 1

Shots by SVK
 Goals (o): 1
 SSP(>): 1



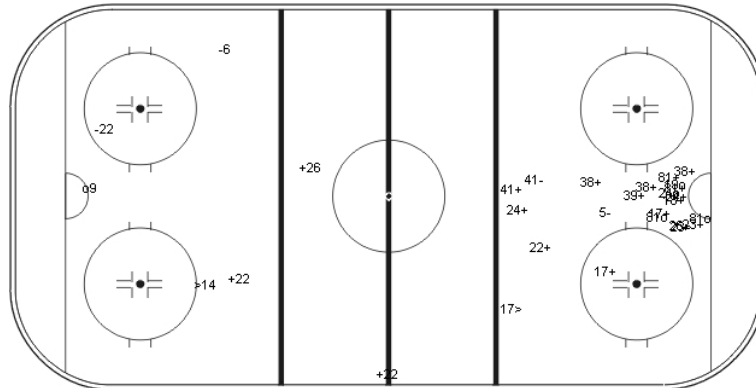
Shots by SVK
 Goals (o): 2
 SSP(<): 4

Period: 2

Shots by FRA
 Goals (o): 0
 SSP(>): 5



GK 31 of SVK



GK 31 of FRA

Shots by FRA
 Goals (0): 1 SSG(+): 3
 SSP(<): 1 SPG(-): 2

Period: 3

Shots by SVK
 Goals (0): 4 SSG(+): 14
 SSP(>): 2 SPG(-): 3

LEGEND

ENG Empty net goal
GK Goalkeeper

SPG Shots past goal
SSG Shots saved by goalkeeper

SSP Shots saved by player



ICE HOCKEY MEN, PRELIMINARY ROUND, GAME 15
 HOCKEY SUR GLACE HOMMES, TOUR PRELIMINAIRE, MATCH 15

PEAKS THU 14 FEB 2002 / JEU 14 FEV 2002 START TIME / DÉBUT 21:00


SVK - FRA

Face-off by SVK

Period: 1

	Won	Lost
DZ	1	1
MZ	4	4
AZ	10	10
Total	15	15

Period 1 (SVK - FRA)



Face-off by FRA

Period: 1


	Won	Lost
DZ	10	10
MZ	4	4
AZ	1	1
Total	15	15

Face-off by FRA

Period: 2

	Won	Lost
DZ	4	3
MZ	3	10
AZ	4	3
Total	11	16

Period 2 (FRA - SVK)



Face-off by SVK

Period: 2

	Won	Lost
DZ	3	4
MZ	10	3
AZ	3	4
Total	16	11

Game total

	Won	Lost
DZ	14	13
MZ	7	14
AZ	5	4
Total	26	31

Game total


	Won	Lost
DZ	4	5
MZ	14	7
AZ	13	14
Total	31	26

Face-off by SVK

Period: 3

	Won	Lost
DZ	4	0
MZ	7	2
AZ	4	3
Total	15	5

Period 3 (SVK - FRA)



Face-off by FRA

Period: 3

	Won	Lost
DZ	3	4
MZ	2	7
AZ	0	4
Total	5	15

Game total

	Won	Lost
DZ	8	5
MZ	21	9
AZ	17	17
Total	46	31

Game total

	Won	Lost
DZ	17	17
MZ	9	21
AZ	5	8
Total	31	46

LEGEND			
AZ	Attack zone	DZ	Defensive zone
		MZ	Middle zone



ICE HOCKEY MEN
HOCKEY SUR GLACE HOMMES

As of Game 13 / Après le 13e match

Austria (AUT)

Players

No.	Name	Pos.	GP	G	A	PTS	PIM	+/-	GWG	GTG	PPG	SHG	S	SG%
4	UNTERLUGGAUER Gerhard	D	4	2	0	2	4	-2	1	0	0	0	17	11.76
6	LAVOIE Joseph G D	D	4	0	1	1	2	-1	0	0	0	0	15	0.00
9	SEARLE Thomas	D	4	1	0	1	2	1	0	0	0	0	7	14.29
10	BRANDNER Christoph	F	4	0	1	1	2	-1	0	0	0	0	10	0.00
11	RESSMANN Gerald	F	4	1	0	1	2	-2	0	0	1	0	9	11.11
12	TRATTNIG Matthias	F	4	1	1	2	2	0	0	0	0	0	9	11.11
13	LUKAS Robert	D	4	0	0	0	0	-1	0	0	0	0	0	0.00
15	SETZINGER Oliver	F	4	1	0	1	2	-3	0	0	1	0	7	14.29
16	POCK Thomas	F	4	0	0	0	2	-3	0	0	0	0	8	0.00
18	SALFI Kent	F	4	0	1	1	2	-3	0	0	0	0	4	0.00
21	SCHADEN Mario	F	4	0	0	0	0	-2	0	0	0	0	4	0.00
22	HOHENBERGER Martin	F	4	0	0	0	0	-2	0	0	0	0	6	0.00
24	LANZINGER Gunther	F	4	0	1	1	14	0	0	0	0	0	2	0.00
26	WHEELDON Simon	F	4	1	1	2	4	0	0	0	0	0	11	9.09
27	KROMP Wolfgang	F	4	0	1	1	4	-1	0	0	0	0	3	0.00
29	PERTHALER Christian	F	3	0	2	2	2	0	0	0	0	0	3	0.00
32	LAKOS Andre	D	4	0	0	0	6	1	0	0	0	0	6	0.00
47	ULRICH Martin	D	4	0	0	0	4	-4	0	0	0	0	5	0.00
74	KALT Dieter	F	4	1	0	1	6	1	0	0	0	0	13	7.69
96	KASPER Peter	D	4	0	0	0	0	-4	0	0	0	0	5	0.00

Goalkeepers

No.	Name	GPT	GKD	GP	MIP	MIP%	GA	SVS	SOG	SVS%	GAA	SO	W	T	L
25	SUTTNIK Michael	4	2	0	0:00	0.00	0	0	0	0.00	0.00	0	0	0	0
31	DALPIAZ Claus	4	2	0	0:00	0.00	0	0	0	0.00	0.00	0	0	0	0
38	DIVIS Reinhard	4	4	4	238:21	99.31	12	84	96	87.50	3.02	0	1	0	3

LEGEND

A	Assists	MIP	Minutes and seconds played	S	Shots
G	Goals	MIP%	MIP in percentage	SG%	Percentage of goals from total shots
GA	Goals against	No.	Player number	SHG	Shorthanded goals
GAA	Goals against average per 60 minutes	PIM	Penalties in minutes	SO	Shutouts
GKD	Goalkeeper dressed	Pos.	Position	SOG	Shots on goal
GP	Number of games played		D - Defense	SVS	Saves
GPT	Number of games played by team		F - Forward	SVS%	SVS in percentage from total SOG
GTG	Game tying goals	PPG	Power play goals	T	Number of games tied
GWG	Game winning goals	PTS	Points	W	Number of games won
L	Number of games lost	+/-	Net result of positive and negative participation		



ICE HOCKEY MEN
HOCKEY SUR GLACE HOMMES

As of Game 15 / Après le 15e match

France (FRA)

Players

No.	Name	Pos.	GP	G	A	PTS	PIM	+/-	GWG	GTG	PPG	SHG	S	SG%
2	CARRIOU Allan	D	4	0	0	0	6	2	0	0	0	0	0	0.00
3	BACHET Vincent	D	4	0	1	1	4	1	0	0	0	0	2	0.00
6	BACHELET Benoit	F	4	0	0	0	4	-1	0	0	0	0	1	0.00
7	BARIN Stephane	F	4	0	0	0	4	-2	0	0	0	0	5	0.00
8	BRIAND Arnaud	F	3	0	0	0	4	2	0	0	0	0	7	0.00
9	ROZENTHAL Maurice	F	4	4	1	5	2	0	0	0	2	0	16	25.00
10	MEUNIER Laurent	F	4	0	1	1	6	-3	0	0	0	0	2	0.00
11	ROZENTHAL Francois	F	4	0	0	0	0	-1	0	0	0	0	5	0.00
12	BOZON Philippe	F	4	3	3	6	2	1	0	0	0	0	20	15.00
13	DEWOLF Karl	D	4	0	0	0	2	-2	0	0	0	0	2	0.00
14	TREILLE Yorick	F	4	0	0	0	4	-2	0	0	0	0	7	0.00
16	BESSE Guillaume	F	4	0	0	0	0	-2	0	0	0	0	2	0.00
20	BONNARD Jean-Francois	D	4	0	0	0	2	-3	0	0	0	0	4	0.00
22	ZWIKEL Jonathan	F	4	0	0	0	4	-2	0	0	0	0	6	0.00
23	MORTAS Anthony	F	4	0	1	1	2	0	0	0	0	0	1	0.00
24	PEREZ Denis	D	4	0	0	0	4	-3	0	0	0	0	6	0.00
25	AIMONETTO Richard	F	4	0	0	0	0	-2	0	0	0	0	1	0.00
26	POURTANEL Benoit	D	4	0	0	0	0	-1	0	0	0	0	3	0.00
27	AMAR Baptiste	D	4	0	0	0	0	0	0	0	0	0	2	0.00
28	GRAS Laurent	F	4	0	0	0	0	-2	0	0	0	0	2	0.00

Goalkeepers

No.	Name	GPT	GKD	GP	MIP	MIP%	GA	SVS	SOG	SVS%	GAA	SO	W	T	L
1	HUET Cristobal	4	3	3	178:41	74.45	10	76	86	88.37	3.36	0	0	1	2
30	LHENRY Fabrice	4	2	0	0:00	0.00	0	0	0	0.00	0.00	0	0	0	0
31	ROLLAND Patrick	4	3	1	60:00	25.00	7	42	49	85.71	7.00	0	0	0	1

LEGEND

A	Assists	MIP	Minutes and seconds played	S	Shots
G	Goals	MIP%	MIP in percentage	SG%	Percentage of goals from total shots
GA	Goals against	No.	Player number	SHG	Shorthanded goals
GAA	Goals against average per 60 minutes	PIM	Penalties in minutes	SO	Shutouts
GKD	Goalkeeper dressed	Pos.	Position	SOG	Shots on goal
GP	Number of games played		D - Defense	SVS	Saves
GPT	Number of games played by team		F - Forward	SVS%	SVS in percentage from total SOG
GTG	Game tying goals	PPG	Power play goals	T	Number of games tied
GWG	Game winning goals	PTS	Points	W	Number of games won
L	Number of games lost	+/-	Net result of positive and negative participation		



ICE HOCKEY MEN
HOCKEY SUR GLACE HOMMES

As of Game 14 / Après le 14e match

Latvia (LAT)

Players

No.	Name	Pos.	GP	G	A	PTS	PIM	+/-	GWG	GTG	PPG	SHG	S	SG%
2	LAVINS Rodrigo	D	4	0	0	0	4	-1	0	0	0	0	4	0.00
3	IGNATJEVS Viktors	D	4	0	0	0	4	5	0	0	0	0	8	0.00
5	BONDAREVS Igors	D	4	2	2	4	0	5	0	0	0	0	3	66.67
7	SKRASTINS Karlis	D	1	0	0	0	0	-1	0	0	0	0	1	0.00
8	FANDULS Vyacheslavs	F	4	4	0	4	2	-1	1	0	3	0	7	57.14
9	BELAVSKIS Aleksandrs	F	4	1	1	2	4	-2	0	0	0	0	7	14.29
11	SENINS Sergejs	F	4	0	1	1	4	0	0	0	0	0	2	0.00
12	MACIJEVSKIS Aleksandrs	F	4	2	3	5	0	4	0	0	0	0	10	20.00
13	PANTELEJEVS Grigorijs	F	4	2	0	2	2	4	1	0	0	0	8	25.00
14	TAMBIJEVS Leonids	F	4	1	2	3	2	-1	0	0	0	0	8	12.50
15	ASTASENKO Kaspars	D	3	0	1	1	0	0	0	0	0	0	0	0.00
17	NIZIVIJS Aleksandrs	F	4	2	3	5	2	2	0	0	1	0	7	28.57
18	OZOLINSH Sandis	D	1	0	4	4	0	-1	0	0	0	0	3	0.00
20	VITOLINS Harijs	F	4	2	2	4	0	4	0	0	0	0	4	50.00
21	KERCS Aleksandrs	F	4	0	3	3	2	-3	0	0	0	0	7	0.00
22	SOROKINS Olegs	D	4	0	2	2	4	0	0	0	0	0	4	0.00
23	TRIBUNCOVS Atvars	D	4	1	0	1	8	-1	0	1	1	0	5	20.00
27	SEMJONOV Aleksandrs	F	4	1	1	2	2	1	0	0	0	0	5	20.00
28	MATICINS Andrejs	D	4	1	2	3	2	1	0	0	0	0	7	14.29
29	CIPRUSS Aigars	F	4	1	2	3	0	0	0	0	0	0	4	25.00

Goalkeepers

No.	Name	GPT	GKD	GP	MIP	MIP%	GA	SVS	SOG	SVS%	GAA	SO	W	T	L
1	IRBE Arturs	4	1	1	60:00	25.00	4	25	29	86.21	4.00	0	0	0	1
30	NAUMOV Sergejs	4	4	3	180:00	75.00	10	79	89	88.76	3.33	0	2	1	0
32	MASALSKIS Edgars	4	3	0	0:00	0.00	0	0	0	0.00	0.00	0	0	0	0

LEGEND

A	Assists	MIP	Minutes and seconds played	S	Shots
G	Goals	MIP%	MIP in percentage	SG%	Percentage of goals from total shots
GA	Goals against	No.	Player number	SHG	Shorthanded goals
GAA	Goals against average per 60 minutes	PIM	Penalties in minutes	SO	Shutouts
GKD	Goalkeeper dressed	Pos.	Position	SOG	Shots on goal
GP	Number of games played		D - Defense	SVS	Saves
GPT	Number of games played by team		F - Forward	SVS%	SVS in percentage from total SOG
GTG	Game tying goals	PPG	Power play goals	T	Number of games tied
GWG	Game winning goals	PTS	Points	W	Number of games won
L	Number of games lost	+/-	Net result of positive and negative participation		



ICE HOCKEY MEN
HOCKEY SUR GLACE HOMMES

As of Game 13 / Après le 13e match

Switzerland (SUI)

Players

No.	Name	Pos.	GP	G	A	PTS	PIM	+/-	GWG	GTG	PPG	SHG	S	SG%
3	VAUCLAIR Julien	D	4	1	0	1	2	0	0	0	0	1	3	33.33
4	CONNE Flavien	F	1	0	0	0	0	0	0	0	0	0	0	0.00
5	SUTTER Patrick	D	4	0	2	2	6	-1	0	0	0	0	16	0.00
7	STREIT Mark	D	4	1	1	2	0	2	0	1	0	0	9	11.11
10	HOHENER Martin	D	4	0	0	0	0	-1	0	0	0	0	3	0.00
11	STEINEGGER Martin	D	4	0	0	0	6	-1	0	0	0	0	4	0.00
12	DELLA ROSSA Patric	F	4	0	0	0	2	3	0	0	0	0	5	0.00
15	von ARX Reto	F	2	0	1	1	0	-2	0	0	0	0	6	0.00
17	CRAMERI Gian-Marco	F	4	0	1	1	4	1	0	0	0	0	6	0.00
18	ROTHELI Andre	F	4	1	2	3	2	-2	0	0	1	0	8	12.50
19	AESCHLIMANN Jean-Jacques	F	4	3	3	6	2	0	1	0	1	0	9	33.33
21	FISCHER Patrick	F	4	1	0	1	4	-1	0	0	0	0	13	7.69
22	KELLER Olivier	D	4	0	1	1	6	0	0	0	0	0	1	0.00
27	SALIS Edgar	D	2	0	0	0	0	-1	0	0	0	0	5	0.00
28	PLUSS Martin	F	4	2	0	2	2	0	1	0	0	0	13	15.38
30	JENNI Marcel	F	2	0	0	0	0	-1	0	0	0	0	0	0.00
31	SEGER Mathias	D	4	0	1	1	4	2	0	0	0	0	5	0.00
32	RUTHEMANN Ivo	F	4	1	1	2	0	1	0	0	1	0	6	16.67
35	JEANNIN Sandy	F	4	1	1	2	0	0	0	0	0	0	9	11.11
37	CHRISTEN Bjorn	F	4	0	0	0	6	0	0	0	0	0	5	0.00

Goalkeepers

No.	Name	GPT	GKD	GP	MIP	MIP%	GA	SVS	SOG	SVS%	GAA	SO	W	T	L
26	GERBER Martin	4	4	3	157:44	65.72	4	91	95	95.79	1.52	0	2	0	0
40	AEBISCHER David	4	4	2	81:19	33.88	6	25	31	80.65	4.43	0	0	1	1
41	WEIBEL Lars	4	0	0	0:00	0.00	0	0	0	0.00	0.00	0	0	0	0

LEGEND

A	Assists	MIP	Minutes and seconds played	S	Shots
G	Goals	MIP%	MIP in percentage	SG%	Percentage of goals from total shots
GA	Goals against	No.	Player number	SHG	Shorthanded goals
GAA	Goals against average per 60 minutes	PIM	Penalties in minutes	SO	Shutouts
GKD	Goalkeeper dressed	Pos.	Position	SOG	Shots on goal
GP	Number of games played		D - Defense	SVS	Saves
GPT	Number of games played by team		F - Forward	SVS%	SVS in percentage from total SOG
GTG	Game tying goals	PPG	Power play goals	T	Number of games tied
GWG	Game winning goals	PTS	Points	W	Number of games won
L	Number of games lost	+/-	Net result of positive and negative participation		



ICE HOCKEY MEN
HOCKEY SUR GLACE HOMMES

As of Game 15 / Après le 15e match

Slovakia (SVK)

Players

No.	Name	Pos.	GP	G	A	PTS	PIM	+/-	GWG	GTG	PPG	SHG	S	SG%
4	SMREK Peter	D	4	0	0	0	0	-3	0	0	0	0	2	0.00
5	OBSUT Jaroslav	D	4	0	0	0	2	1	0	0	0	0	9	0.00
11	MILO Dusan	D	2	0	2	2	2	2	0	0	0	0	5	0.00
15	STUMPEL Jozef	F	2	2	1	3	0	2	1	0	1	0	5	40.00
17	VISNOVSKY Lubomir	D	3	1	2	3	0	4	0	0	1	0	12	8.33
18	SATAN Miroslav	F	2	0	1	1	0	2	0	0	0	0	8	0.00
19	PAVLIKOVSKY Rastislav	F	4	2	3	5	6	2	0	0	1	0	7	28.57
22	MAJESKY Ivan	D	4	0	1	1	4	-1	0	0	0	0	3	0.00
23	BARTECKO Lubos	F	4	0	1	1	0	-3	0	0	0	0	7	0.00
24	PARDAVY Jan	F	4	2	1	3	14	-1	0	0	0	0	14	14.29
26	HANDZUS Michal	F	2	1	0	1	6	0	0	0	0	0	2	50.00
30	KAPUS Richard	F	4	0	1	1	0	-1	0	0	0	0	3	0.00
33	PALFFY Zigmund	F	1	0	0	0	0	-1	0	0	0	0	0	0.00
38	DEMITRA Pavol	F	2	1	2	3	2	1	0	0	0	0	16	6.25
39	PETROVICKY Robert	F	4	1	1	2	2	-1	0	0	1	0	13	7.69
41	LINTNER Richard	D	4	1	1	2	0	3	0	0	0	0	17	5.88
42	SECHNY Richard	F	4	0	0	0	6	-3	0	0	0	0	3	0.00
50	PAVLIKOVSKY Richard	D	4	0	0	0	4	-1	0	0	0	0	2	0.00
72	TOROK Jaroslav	F	4	0	0	0	0	-4	0	0	0	0	3	0.00
81	HOSSA Marian	F	2	4	2	6	0	5	0	0	0	1	11	36.36

Goalkeepers

No.	Name	GPT	GKD	GP	MIP	MIP%	GA	SVS	SOG	SVS%	GAA	SO	W	T	L
25	LASAK Jan	4	3	2	93:52	39.11	6	38	44	86.36	3.84	0	0	1	1
29	RYBAR Pavol	4	3	2	84:46	35.32	5	21	26	80.77	3.54	0	0	0	1
31	STANA Rastislav	4	2	1	60:00	25.00	1	18	19	94.74	1.00	0	1	0	0

LEGEND

A	Assists	MIP	Minutes and seconds played	S	Shots
G	Goals	MIP%	MIP in percentage	SG%	Percentage of goals from total shots
GA	Goals against	No.	Player number	SHG	Shorthanded goals
GAA	Goals against average per 60 minutes	PIM	Penalties in minutes	SO	Shutouts
GKD	Goalkeeper dressed	Pos.	Position	SOG	Shots on goal
GP	Number of games played		D - Defense	SVS	Saves
GPT	Number of games played by team		F - Forward	SVS%	SVS in percentage from total SOG
GTG	Game tying goals	PPG	Power play goals	T	Number of games tied
GWG	Game winning goals	PTS	Points	W	Number of games won
L	Number of games lost	+/-	Net result of positive and negative participation		



ICE HOCKEY MEN
HOCKEY SUR GLACE HOMMES

As of Game 14 / Après le 14e match

Ukraine (UKR)

Players

No.	Name	Pos.	GP	G	A	PTS	PIM	+/-	GWG	GTG	PPG	SHG	S	SG%
2	GUNKO Yuriy	D	4	0	1	1	4	-1	0	0	0	0	2	0.00
3	KLYMENTYEV Sergiy	D	4	0	1	1	8	-1	0	0	0	0	5	0.00
6	SRYUBKO Andriy	D	4	0	1	1	6	1	0	0	0	0	2	0.00
7	BOBROVNIKOV Vasyl	F	4	0	1	1	2	-1	0	0	0	0	2	0.00
8	KHRISTICH Dmitri	F	2	2	0	2	0	-1	0	0	1	0	7	28.57
9	SLIVCHENKO Vadym	F	4	0	0	0	0	0	0	0	0	0	2	0.00
10	SHAKHRAYCHUK Vadym	F	4	2	0	2	4	-2	1	0	0	0	9	22.22
11	FEDOTENKO Ruslan	F	1	1	0	1	4	2	0	0	0	0	3	33.33
12	TOLKOUNOV Dmitri	D	4	0	0	0	4	-1	0	0	0	0	3	0.00
14	SHYRYAEV Valeriy	D	4	0	2	2	0	-1	0	0	0	0	12	0.00
15	LYTVYENKO Vitaliy	F	4	0	1	1	4	-2	0	0	0	0	7	0.00
16	CHYBIREV Igor	F	4	2	1	3	2	1	0	0	1	0	11	18.18
17	VARLAMOV Sergei	F	2	1	0	1	14	0	1	0	0	0	8	12.50
21	OLETSKY Valentyn	F	4	2	1	3	4	2	0	0	0	1	6	33.33
23	SALNIKOV Roman	F	4	0	3	3	8	-1	0	0	0	0	7	0.00
24	SIEROV Vladislav	F	4	0	1	1	0	1	0	0	0	0	5	0.00
25	SAVENKO Bogdan	F	4	0	1	1	2	-2	0	0	0	0	3	0.00
26	PONIKAROVSKY Oleksiy	F	4	1	1	2	6	0	0	0	1	0	5	20.00
29	TIMCHENKO Vyacheslav	D	4	0	0	0	8	-1	0	0	0	0	0	0.00
30	ZAVALNYUK Vyacheslav	D	4	0	0	0	4	1	0	0	0	0	2	0.00

Goalkeepers

No.	Name	GPT	GKD	GP	MIP	MIP%	GA	SVS	SOG	SVS%	GAA	SO	W	T	L
1	SIMCHUK Kostyantyn	4	4	3	174:00	72.50	9	82	91	90.11	3.10	0	1	0	1
20	KARPENKO Igor	4	4	3	65:29	27.28	5	29	34	85.29	4.58	0	1	0	1
22	FEDOROV Oleksandr	4	0	0	0:00	0.00	0	0	0	0.00	0.00	0	0	0	0

LEGEND

A	Assists	MIP	Minutes and seconds played	S	Shots
G	Goals	MIP%	MIP in percentage	SG%	Percentage of goals from total shots
GA	Goals against	No.	Player number	SHG	Shorthanded goals
GAA	Goals against average per 60 minutes	PIM	Penalties in minutes	SO	Shutouts
GKD	Goalkeeper dressed	Pos.	Position	SOG	Shots on goal
GP	Number of games played		D - Defense	SVS	Saves
GPT	Number of games played by team		F - Forward	SVS%	SVS in percentage from total SOG
GTG	Game tying goals	PPG	Power play goals	T	Number of games tied
GWG	Game winning goals	PTS	Points	W	Number of games won
L	Number of games lost	+/-	Net result of positive and negative participation		



ICE HOCKEY MEN
HOCKEY SUR GLACE HOMMES

As of 14 Feb 2002 / En date du 14 Feb 2002

Preliminary Round

Game	Group	Teams	Venue	Date	Time	Results	1	2	3	OT	GWS
1	B	BLR - UKR	Peaks	9 FEB	14:00	1 - 0	0 - 0	0 - 0	1 - 0		
2	A	SVK - GER	E Center	9 FEB	16:05	0 - 3	0 - 0	0 - 2	0 - 1		
3	A	AUT - LAT	Peaks	9 FEB	19:00	2 - 4	1 - 2	1 - 2	0 - 0		
4	B	SUI - FRA	E Center	9 FEB	21:00	3 - 3	1 - 1	0 - 1	2 - 1		
5	A	AUT - GER	Peaks	10 FEB	16:05	2 - 3	0 - 2	2 - 0	0 - 1		
6	A	LAT - SVK	E Center	10 FEB	19:00	6 - 6	2 - 2	2 - 4	2 - 0		
7	B	UKR - SUI	E Center	11 FEB	16:05	5 - 2	2 - 1	2 - 1	1 - 0		
8	B	BLR - FRA	Peaks	11 FEB	19:00	3 - 1	1 - 1	1 - 0	1 - 0		
9	A	SVK - AUT	E Center	12 FEB	16:05	2 - 3	1 - 1	1 - 1	0 - 1		
10	A	GER - LAT	Peaks	12 FEB	19:00	4 - 1	2 - 1	2 - 0	0 - 0		
11	B	SUI - BLR	E Center	13 FEB	16:05	2 - 1	1 - 0	1 - 1	0 - 0		
12	B	FRA - UKR	Peaks	13 FEB	19:00	2 - 4	0 - 2	2 - 2	0 - 0		

Standings																	
Group A									Group B								
R	Team	GP	W	T	L	GF:GA	GDF	PTS	R	Team	GP	W	T	L	GF:GA	GDF	PTS
1	GER	3	3	0	0	10 3	7	6	1	BLR	3	2	0	1	5 3	2	4
2	LAT	3	1	1	1	11 12	-1	3	2	UKR	3	2	0	1	9 5	4	4
3	AUT	3	1	0	2	7 9	-2	2	3	SUI	3	1	1	1	7 9	-2	3
4	SVK	3	0	1	2	8 12	-4	1	4	FRA	3	0	1	2	6 10	-4	1

Classification Games

Game	Teams	Venue	Date	Time	Results	1	2	3	OT	GWS
13	SUI - AUT	E Center	14 FEB	15:00	4 - 1	0 - 0	2 - 0	2 - 1		
14	UKR - LAT	E Center	14 FEB	20:00	2 - 9	0 - 6	2 - 3	0 - 0		
15	SVK - FRA	Peaks	14 FEB	21:00	7 - 1	1 - 0	2 - 0	4 - 1		

14	UKR - LAT	2 - 9	9	LAT
13	SUI - AUT	4 - 1	10	UKR
15	SVK - FRA	7 - 1	11	SUI
			12	AUT
			13	SVK
			14	FRA

LEGEND

1	Period 1	GDF	Goal difference	PTS	Points
2	Period 2	GF	Goals for	R	Ranking
3	Period 3	GWS	Game winning shot	T	Number of games tied
GA	Goals against	L	Number of games lost	W	Number of games won
GP	Number of games played	OT	Overtime		



DIRECTORATE / DIRECTOIRE

MEN / MESSIEURS

FINAL ROUND / TOUR FINAL

E CENTER

As of 14 Feb 2002 / En date du 14 FEV 2002

Voting Members

Chairman
Member

FASEL Rene
LESHCHIK Alexander
NICHOLSON Bob
HLINKA Ivan
KUMMOLA Kalervo
REINDL Franz
STEBLIN Alexander
FAGERLUND Rikard
JOHANNSON Jim

Switzerland (SUI)
Belarus (BLR)
Canada (CAN)
Czech Republic (CZE)
Finland (FIN)
Germany (GER)
Russian Federation (RUS)
Sweden (SWE)
United States of America (USA)

Council

DOBIDA Hans
LACARRIERE Philippe
MEREDITH Frederick

Austria (AUT)
France (FRA)
Great Britain (GBR)

NHL
NHLPA
SLOC

DALY Bill
SASKIN Ted
MORO Dan

United States of America (USA)
Canada (CAN)
Canada (CAN)

Non-voting Members

General Secretary
Technical Delegate

EDVINSSON Jan-Ake
SUBRT Miroslav
LEINONEN Kimmo

International Ice Hockey Federation (IIHF)
International Ice Hockey Federation (IIHF)
International Ice Hockey Federation (IIHF)

Sport Director
Referee Supervisor
Medical Supervisor
Secretary
Administrative Manager

FITZPATRICK Dave
NADIN Bob
AUBRY Mark
MAY Johanna
VERAGUTH Gion

International Ice Hockey Federation (IIHF)
International Ice Hockey Federation (IIHF)
International Ice Hockey Federation (IIHF)
International Ice Hockey Federation (IIHF)
International Ice Hockey Federation (IIHF)
International Ice Hockey Federation (IIHF)



COMPETITION OFFICIALS / OFFICIELS DE LA COMPÉTITION

MEN / MESSIEURS

FINAL ROUND / TOUR FINAL

E CENTER

As of 14 Feb 2002 / En date du 14 FEV 2002

On-Ice Officials

Referee	ACHESON Kevin	International Ice Hockey Federation (IIHF)
	HANSEN Scott	International Ice Hockey Federation (IIHF)
	KURMANN Danny	International Ice Hockey Federation (IIHF)
	McCREARY Bill	International Ice Hockey Federation (IIHF)
	LARUE Dennis	International Ice Hockey Federation (IIHF)
	MIHALIK Vladimir	International Ice Hockey Federation (IIHF)
	RADBJER Ulf	International Ice Hockey Federation (IIHF)
	SAVOLAINEN Rami	International Ice Hockey Federation (IIHF)
	WALKOM Stephen	International Ice Hockey Federation (IIHF)
	Linesman	BLUMEL Petr
BRUUN Panu		International Ice Hockey Federation (IIHF)
CVIK Mike		International Ice Hockey Federation (IIHF)
GAROFALO James		International Ice Hockey Federation (IIHF)
HAMALAINEN Antti		International Ice Hockey Federation (IIHF)
KULAKOV Sergei		International Ice Hockey Federation (IIHF)
LAUFF Rudolf		International Ice Hockey Federation (IIHF)
MORIN Jean		International Ice Hockey Federation (IIHF)
NANSEN Derek		International Ice Hockey Federation (IIHF)
NORRMAN Johan		International Ice Hockey Federation (IIHF)
NOWAK Tim		International Ice Hockey Federation (IIHF)
ODINSCH Eduard		International Ice Hockey Federation (IIHF)
SCHACHTE Dan		International Ice Hockey Federation (IIHF)
SHELYANIN Sergei		International Ice Hockey Federation (IIHF)

Off-Ice Officials

Goal Judge	BAIRD Gerry	United States of America (USA)
	GALLENI Robert	United States of America (USA)
	GREEN Bill	United States of America (USA)
	LORDS Harry	United States of America (USA)
	SHEGRUD Bob	United States of America (USA)
	SMITH David	United States of America (USA)
	SMITH Murray	United States of America (USA)
	SNEED Geoff	United States of America (USA)
Game Timekeeper	BATEMAN Theresa	United States of America (USA)
	FLETCHER Cheryl	United States of America (USA)
	ZITO Bob	United States of America (USA)
	ZITO Robert	United States of America (USA)
Penalty Timekeeper	COTE Shanna	United States of America (USA)
	HENRICKSEN Rich	United States of America (USA)
	KARINEN Bruce	United States of America (USA)
	TAYLOR Kristi	United States of America (USA)
Official Scorer	EBERT Bob	United States of America (USA)
	HOY Tom	United States of America (USA)
	SOUTTER Dave	United States of America (USA)



Off-Ice Officials

Official Scorer	SYKORA David	United States of America (USA)
Penalty Box Attendant	BARKER Mike	United States of America (USA)
	CARTON Todd	United States of America (USA)
	HINCKLEY Mark	United States of America (USA)
	KEMP Norbert	Canada (CAN)
	MASSEY Brian	United States of America (USA)
	ORN Chris	United States of America (USA)
	SHEWMAKE Lester	United States of America (USA)
SHEWMAKE Walter	United States of America (USA)	



ICE HOCKEY MEN, FINAL ROUND, GAME 16
HOCKEY SUR GLACE HOMMES, TOUR FINALE, MATCH 16

E CENTER FRI 15 FEB 2002 / VEN 15 FEV 2002 START TIME / DÉBUT 11:05

RUS - BLR

Referee

Linesmen

WALKOM Stephen (IIHF)

CVIK Mike (IIHF), NORRMAN Johan (IIHF)

Goalkeepers

Team: RUS	
No.	Name
31	PODOMATSKY Yegor
35	KHABIBULIN Nikolai
30	BRYZGALOV Iliia (EG)

Team: BLR	
No.	Name
2	SHABANOV Sergei
31	MEZIN Andrei
33	FATIKOV Leonid (EG)

Team Line-ups

Team: RUS (RED)		
No.	Pos.	Name
2	D	MIRONOV Boris
10	F	BURE Pavel
13	F	ZHAMNOV Alexei
20	F	BURE Valeri
23	D	MALAKHOV Vladimir
11	D	KASPARAITIS Darius
27	F	KOVALEV Alexei
33	F	NIKOLISHIN Andrei
55	D	GONCHAR Sergei
79	F	YASHIN Alexei
5	D	MARKOV Daniil
7	D	TVERDOVSKY Oleg
14	F	SAMSONOV Sergei
71	F	KOVALCHUK Iliia
91	F	FEDOROV Sergei
8	F	LARIONOV Igor
12	F	KVASHA Oleg
26	F	DATSYUK Pavel
29	D	KRAVTCHOUK Igor
61	F	AFINOGENOV Maxim
Head Coach: YURZINOV Vladimir		

Team: BLR (WHITE)		
No.	Pos.	Name
3	D	KHMYL Oleg
17	F	KALYUZHNY Alexsei
23	D	SALEI Ruslan
29	F	TSYPLAKOV Vladimir
32	F	PANKOV Dmitry
4	D	MAKRITSKY Aleksandr
5	D	ROMANOV Oleg
13	F	KOVALEV Andrei
24	F	DUDIK Dmitry
37	F	RASOLKO Andrei
9	F	ANDRIEVSKY Aleksandr
11	F	BEKBULATOV Vadim
19	F	ZANKAVETS Eduard
21	D	MIKULCHIK Oleg
26	D	STAS Serguei
6	D	MATUSHKIN Igor
14	F	PANKOV Vasily
18	F	ANTONENKO Oleg
27	D	ZHURIK Aleksandr
30	D	KOPAT Vladimir
Head Coach: KRIKUNOV Vladimir		

Group D

R	Team	G	W	T	L	GF:GA	PTS
1	BLR	0	0	0	0	0:0	0
1	FIN	0	0	0	0	0:0	0
1	RUS	0	0	0	0	0:0	0
1	USA	0	0	0	0	0:0	0

	BLR	FIN	RUS	USA
BLR		16 Sat/16:45	15 Fri/11:05	18 Mon/11:05
FIN	16 Sat/16:45		18 Mon/13:30	15 Fri/20:45
RUS	15 Fri/11:05	18 Mon/13:30		16 Sat/21:30
USA	18 Mon/11:05	15 Fri/20:45	16 Sat/21:30	

LEGEND

EG	Emergency goalkeeper	No.	Player number	R	Rank
G	Number of games played	Pos.	Position	T	Number of games tied
GA	Goals against		D - Defense	W	Number of games won
GF	Goals for		F - Forward		
L	Number of games lost	PTS	Points		



Referee	WALKOM Stephen	Linesman	CVIK Mike	Goal Judge	SNEED Geoff	Video GJ	JALARVO Jarmo Sa
Scorekeeper	HOY Tom	Linesman	NORRMAN Johan	Goal Judge	SHEGRUD Bob	Game Timekeeper	FLETCHER Cheryl
Sign. Manager B		Sign. Manager A		Sign. Scorekeeper		Sign. Referee	

Event	Abbreviation of the tournament (e.g. WSA, W18C, WWSB, or W20D...)	Abbreviation	Explanations of penalty abbreviations	Code
Place	Name of the city or the ice rink the games takes place			
Date	Date the games take place	ABUSE	Abuse of officials	01
Start	Time the beginning of the game is announced in the schedule	BD-CK	Body Checking (female hockey only)	02
Spectators	Number of spectators	BENCH	Bench Minor Penalty	03
Game No.	Number of the game announced in the schedule	BOARD	Boarding	04
Home Team (A)	Abbreviation of the home team (e.g. SUI, USA...)	BUT-E	Butt-Ending	05
Visiting Team (B)	Abbreviation of the visiting team (e.g. SUI, USA...)	CHARG	Charging	06
No.	Jersey number of the player (* = Starts the game)	CHE-B	Checking from behind	07
Family and given name (+BP+C/A)	Name of the player, followed by comma, and given name(s); add BP = Best player of the game, C = Captain or A = Assistant Captain	CROSS	Cross-checking	08
Pos	Position (GK = Goalkeeper, EG = Emergency Goalkeeper, D = Defenseman, F = Forward)	DELAY	Delaying the game	09
L	Number of lineup (1 = first line, 2 = second line, 3 = third line, 4= fourth line)	DIS-N	Goal being deliberately knocked	10
SoG	Sum of shots on goal (shots saved by goalie plus scored goals) of this player	ELBOW	Elbowing	11
#	Number of goal (- for missed penaltyshot)	FISTI	Fisticuffs	12
Time	Time the goal is scored	GA-MI	Game misconduct penalty	13
G	Jersey number of the player scoring the goal	GR-MI	Gross misconduct penalty	14
A1	Jersey number of the first assist	HI-ST	High Sticking	15
A2	Jersey number of the second assist	HOLD	Holding	16
GS	Game situation (EQ = equal, PP1 = power play 5:4 or 4:3, PP2 = power play 5:3, SH1 = shorthanded 4:5 or 3:4, SH2 = shorthanded 3:5, PS = penalty shot, GWS = game winning shot)	HOOK	Hooking	17
P1 P2 P3 P4 P5 P6	Positive participation (all players on ice of the goal scoring team)	HO-ST	Holding the stick	18
N1 N2 N3 N4 N5 N6	Negative participation (all players on ice of the goal receiving team)	IL-EQ	Illegal Equipment	19
Time	Time the penalty is called by the referee	INTRF	Interference	20
No.	Jersey number of the penalized player	KNEE	Kneeing	21
Offence	Abbreviation of penalty (explanation see next column)	MATCH	Match penalty	22
Start	Time the penalty starts	MISC	Misconduct penalty	23
End	Time the penalty ends	OTHER	Other Offences	24
Team Manager	Name and given name of the team manager	P-SHOT	Penalty shot	25
Head Coach	Name and given name of the head coach	ROUGH	Roughing	26
Assistant Coach	Name and given name of the assistant coach	SLASH	Slashing	27
Period	Period 1, 2, 3, OVT = overtime, GWS = game winning shots	SPEAR	Spearing	28
Total	Total sum of all entries in the columns	TOO-M	Too many players on ice	29
G A:B	Number of goals scored by team A : team B (depending on period)	TRIP	Tripping	30
SOG A:B	Number of shots on goal plus scored by team A : team B (depending on period)	UN-SP	Unsportsmanlike Conduct	31
PIM A:B	Number of penalty minutes for team A : team B (depending on period)			
PPGF A:B	Number of power play goals scored by team A : team B (depending on period)			
SHGF A:B	Number of shorthanded goals scored by team A : team B (depending on period)			
GKA1	Sum of shots saved by the first goalie of team A (depending on period)			
GKA2	Sum of shots saved by the second goalie of team A (depending on period)			
EGA	Sum of shots saved by the emergency goalie of team A (depending on period)			
GKB1	Sum of shots saved by the first goalie of team B (depending on period)			
GKB2	Sum of shots saved by the second goalie of team B (depending on period)			
EGB	Sum of shots saved by the emergency goalie of team B (depending on period)			
GKA	Jersey numbers of the goalies of team A			
GKB	Jersey numbers of the goalies of team B			
MIP	Minutes in play for each goalie			
GA	Goals against for each goalie			
Start of game	Time the game really starts			
End of game	Time the game really ends			
Timeout A	Time the home team takes a 30 seconds timeout			
Timeout B	Time the visiting team takes a 30 seconds timeout			
Game Supervisor	Name of the game supervisor			
Time	Time the goalie comes in or goes out			
GKA	Jersey number of the goalie of team A coming in (- for leaving)			
GKB	Jersey number of the goalie of team B coming in (- for leaving)			
Referee	Name and given name of the referee for this game			
Scorekeeper	Name and given name of the scorekeeper for this game			
Linesman	Name and given name of the linesman for this game			
Goal Judge	Name and given name of the goal judge for this game			
Timekeeper	Name and given name of the timekeeper for this game			
Sign.	Signature of Referee, Scorekeeper, Manager of Team A and Manager of Team B			
A	Jersey number of the player of team A (Marked with * when he starts the game winning)			
B	Jersey number of the player of team B (Marked with * when he starts the game winning)			
GKA	Goalie of team A for this game winning shot			
GKB	Goalie of team B for this game winning shot			
GF:GA	Goals scored after this game winning shot of each team			

Time	GKA	GKB

Game Winning Shots

A	B	GKA	GKB	Score	A	B	GKA	GKB	Score	A	B	GKA	GKB	Score	A	B	GKA	GKB	Score	A	B	GKA	GKB	Score

Notes:



ICE HOCKEY MEN, FINAL ROUND, GAME 16
HOCKEY SUR GLACE HOMMES, TOUR FINALE, MATCH 16

E CENTER FRI 15 FEB 2002 / VEN 15 FEV 2002 START TIME / DÉBUT 11:05

RUS - BLR 6-4 (3-1, 1-2, 2-1)

Spectators	Referee	Linesmen
8484	WALKOM Stephen (IIHF)	CVIK Mike (IIHF), NORRMAN Johan (IIHF)

Team Statistics

Period	Score	SVS	SOG	PIM	TPP	PPG	SHG
1	3 : 1	5 : 14	17 : 6	0 : 4	2:09 : 0:00	1 : 0	0 : 0
2	1 : 2	16 : 7	8 : 18	6 : 4	1:40 : 1:55	0 : 2	0 : 0
3	2 : 1	8 : 9	11 : 9	2 : 2	2:20 : 1:31	0 : 1	0 : 0
Total	6 : 4	29 : 30	36 : 33	8 : 10	6:09 : 3:26	1 : 3	0 : 0

1st Period

Action	Time	ET/Res	Team	Type	No.	Name	(G) Name of Assistant(s) / Action Description
GK	00:00		RUS		35	KHABIBULIN N	
GK	00:00		BLR		2	SHABANOV S	
Goal	01:45	1:0	RUS	EQ	14	SAMSONOV S	(1) 71 KOVALCHUK I 91 FEDOROV S On ice RUS 35 5 7 14 71 91 BLR 2 9 11 19 21 26
Goal	08:20	1:1	BLR	EQ	18	ANTONENKO O	(1) 14 PANKOV V On ice RUS 35 8 26 29 55 61 BLR 2 6 14 18 27 30
Penalty	14:13	16:13	BLR	2 min.	4	MAKRITSKY A	-Cross-checking
Penalty	17:23	17:32	BLR	2 min.	9	ANDRIEVSKY A	-Slashing
Goal	17:32	2:1	RUS	PP1	13	ZHAMNOV A	(1) 10 BURE P On ice RUS 35 10 13 27 55 79 BLR 2 3 17 23 29
Goal	19:39	3:1	RUS	EQ	71	KOVALCHUK I	(1) On ice RUS 35 5 7 14 71 91 BLR 2 9 11 19 21 26

2nd Period

Action	Time	ET/Res	Team	Type	No.	Name	(G) Name of Assistant(s) / Action Description
GK	20:00		RUS		35	KHABIBULIN N	
GK	20:00		BLR		31	MEZIN A	2 SHABANOV S-"Goalkeeper out"
Goal	25:16	4:1	RUS	EQ	79	YASHIN A	(1) On ice RUS 35 5 7 12 27 79 BLR 31 4 5 13 24 37
Penalty	25:39	26:42	RUS	2 min.	71	KOVALCHUK I	-Roughing
Goal	26:42	4:2	BLR	PP1	3	KHMYL O	(1) On ice RUS 35 11 12 27 29 BLR 31 3 17 23 29 32
Penalty	33:09	34:01	RUS	2 min.	91	FEDOROV S	-Highsticking
Goal	34:01	4:3	BLR	PP1	17	KALYUZHNY A	(1) On ice RUS 35 5 11 27 79 BLR 31 17 18 21 26 32
Penalty	38:20	40:20	BLR	2 min.	4	MAKRITSKY A	-Hooking
Penalty	38:48	40:48	RUS	2 min.	10	BURE P	-Roughing
Penalty	38:48	40:48	BLR	2 min.	26	STAS S	-Roughing

3rd Period

Action	Time	ET/Res	Team	Type	No.	Name	(G) Name of Assistant(s) / Action Description
GK	40:00		RUS		35	KHABIBULIN N	
GK	40:00		BLR		31	MEZIN A	
Goal	42:21	5:3	RUS	EQ	2	MIRONOV B	(1) 61 AFINOGENOV M On ice RUS 35 2 13 20 23 61 BLR 31 6 14 21 24 27
Goal	44:04	6:3	RUS	EQ	91	FEDOROV S	(1) 61 AFINOGENOV M On ice RUS 35 5 7 8 61 91 BLR 31 4 5 13 18 37
Penalty	50:18	52:18	BLR	2 min.	4	MAKRITSKY A	-Highsticking
Penalty	56:52	58:23	RUS	2 min.	11	KASPARAITIS D	-Interference
Goal	58:23	6:4	BLR	PP1	23	SALEI R	(1) 29 TSYPLAKOV V 3 KHMYL O On ice RUS 35 5 13 27 29 BLR 31 3 17 23 29 32



Goalkeeper Records

Team: RUS - Russia			
No.	Goalkeepers	SOG	SVS
35	KHABIBULIN Nikolai	33	29
31	PODOMATSKY Yegor	0	0

Team: BLR - Belarus			
No.	Goalkeepers	SOG	SVS
31	MEZIN Andrei	19	16
	SHABANOV Sergei	17	

Shots & Plus-Minus

Team: RUS - Russia								
No.	Pos.	Player	1	2	3	OT	TS	+/-
2	D	MIRONOV Boris	1	1	1	0	3	1
10	F	BURE Pavel	1	2	1	0	4	0
13	F	ZHAMNOV Alexei	1	0	0	0	1	1
20	F	BURE Valeri	0	0	1	0	1	1
23	D	MALAKHOV Vladimir	0	0	0	0	0	1
11	D	KASPARAITIS Darius	2	0	0	0	2	0
27	F	KOVALEV Alexei	1	0	0	0	1	1
33	F	NIKOLISHIN Andrei	0	0	1	0	1	0
55	D	GONCHAR Sergei	0	0	0	0	0	-1
79	F	YASHIN Alexei	2	2	0	0	4	1
5	D	MARKOV Daniil	0	0	0	0	0	4
7	D	TVERDOVSKY Oleg	1	0	0	0	1	4
14	F	SAMSONOV Sergei	1	0	0	0	1	2
71	F	KOVALCHUK Iliia	4	0	5	0	9	2
91	F	FEDOROV Sergei	2	2	1	0	5	3
8	F	LARIONOV Igor	0	0	0	0	0	0
12	F	KVASHA Oleg	1	1	0	0	2	1
26	F	DATSYUK Pavel	0	0	0	0	0	-1
29	D	KRAVTCHOUK Igor	0	0	0	0	0	-1
61	F	AFINOGENOV Maxim	0	0	1	0	1	1
TOTALS			17	8	11	0	36	

Head Coach: YURZINOV Vladimir

Team: BLR - Belarus								
No.	Pos.	Player	1	2	3	OT	TS	+/-
3	D	KHMYL Oleg	0	1	1	0	2	0
17	F	KALYUZHNYI Aleksei	0	2	1	0	3	0
23	D	SALEI Ruslan	0	2	2	0	4	0
29	F	TSYPLAKOV Vladimir	0	1	0	0	1	0
32	F	PANKOV Dmitry	0	1	1	0	2	0
4	D	MAKRITSKY Aleksandr	1	1	0	0	2	-2
5	D	ROMANOV Oleg	0	0	0	0	0	-2
13	F	KOVALEV Andrei	1	1	0	0	2	-2
24	F	DUDIK Dmitry	1	1	1	0	3	-2
37	F	RASOLKO Andrei	1	1	0	0	2	-2
9	F	ANDRIEVSKY Aleksandr	1	1	0	0	2	-2
11	F	BEKBULATOV Vadim	0	0	1	0	1	-2
19	F	ZANKAVETS Eduard	0	0	0	0	0	-2
21	D	MIKULCHIK Oleg	0	0	0	0	0	-3
26	D	STAS Serguei	0	0	0	0	0	-2
6	D	MATUSHKIN Igor	0	0	0	0	0	0
14	F	PANKOV Vasily	0	1	0	0	1	0
18	F	ANTONENKO Oleg	1	4	2	0	7	0
27	D	ZHURIK Aleksandr	0	0	0	0	0	0
30	D	KOPAT Vladimir	0	1	0	0	1	1
TOTALS			6	18	9	0	33	

Head Coach: KRUKUNOV Vladimir

Group D

R	Team	GP	W	T	L	GF:GA	PTS
1	RUS	1	1	0	0	6:4	2
2	FIN	0	0	0	0	0:0	0
2	USA	0	0	0	0	0:0	0
4	BLR	1	0	0	1	4:6	0

	BLR	FIN	RUS	USA
BLR		16 FEB/16:45	4:6	18 FEB/11:05
FIN	16 FEB/16:45		18 FEB/13:30	15 FEB/20:45
RUS	6:4	18 FEB/13:30		16 FEB/21:30
USA	18 FEB/11:05	15 FEB/20:45	16 FEB/21:30	

LEGEND

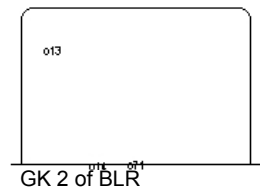
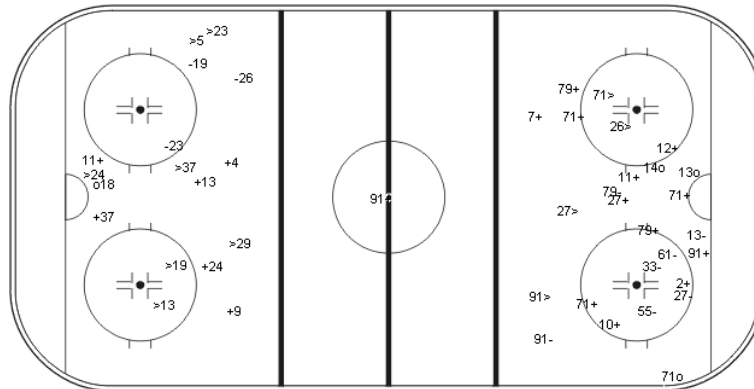

ET/Res	Penalty end time/Result of game	OT	Overtime	SH1	Shorthanded - 1 player
ENG	Empty net goal	Pen.	Penalty	SH2	Shorthanded - 2 players
EQ	Equal strength	PIM	Penalties in minutes	SHG	Shorthanded goals
(G)	Number of goals in tournament	Pos.	Position	SOG	Shots on goal
GA	Goals against		D - Defense	SSG	Shots saved by goalkeeper
GF	Goals for		F - Forward	SVS	Saves
GK	Goalkeeper	PP1	Power play - 1 player	T	Number of games tied
GP	Number of games played	PP2	Power play - 2 players	TS	Total shots by player
GWS	Game winning shot	PPG	Power play goals	TPP	Time on power play
L	Number of games lost	PS	Penalty shot	W	Number of games won
No.	Player number	PTS	Points		
+/-	Net result of positive and negative participation				



ICE HOCKEY MEN, FINAL ROUND, GAME 16
 HOCKEY SUR GLACE HOMMES, TOUR FINALE, MATCH 16

E CENTER FRI 15 FEB 2002 / VEN 15 FEV 2002 START TIME / DÉBUT 11:05

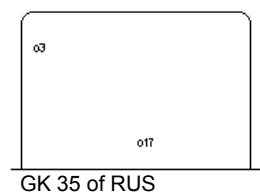
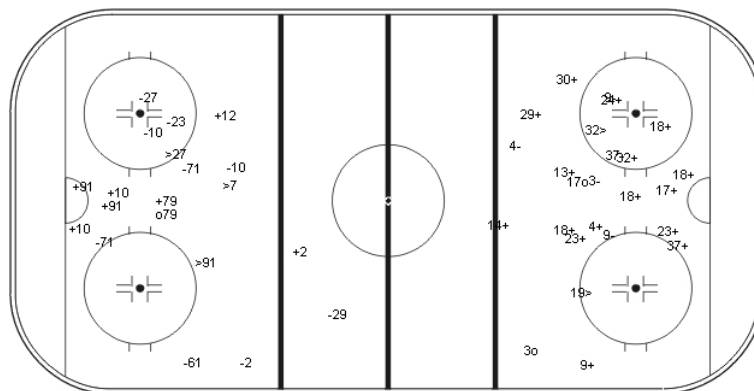
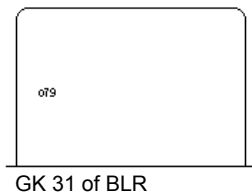
RUS - BLR



Shots by BLR
 Goals (o): 1 SSG(+): 5
 SSP(<): 7 SPG(-): 3

Period: 1

Shots by RUS
 Goals (o): 3 SSG(+): 14
 SSP(>): 4 SPG(-): 7



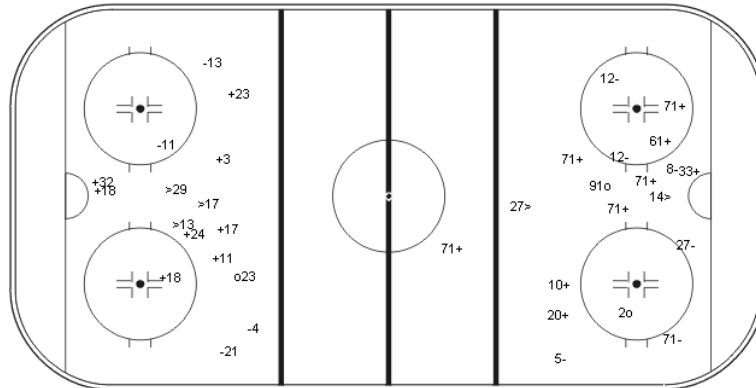
Shots by RUS
 Goals (o): 1 SSG(+): 7
 SSP(<): 3 SPG(-): 9

Period: 2

Shots by BLR
 Goals (o): 2 SSG(+): 16
 SSP(>): 2 SPG(-): 5



GK 35 of RUS



GK 31 of BLR

Shots by BLR
 Goals (o): 1 SSG(+): 8
 SSP(<): 3 SPG(-): 4

Period: 3

Shots by RUS
 Goals (o): 2 SSG(+): 9
 SSP(>): 2 SPG(-): 6

LEGEND

ENG Empty net goal
GK Goalkeeper

SPG Shots past goal
SSG Shots saved by goalkeeper

SSP Shots saved by player



ICE HOCKEY MEN, FINAL ROUND, GAME 16
HOCKEY SUR GLACE HOMMES, TOUR FINALE, MATCH 16

E CENTER FRI 15 FEB 2002 / VEN 15 FEV 2002 START TIME / DÉBUT 11:05

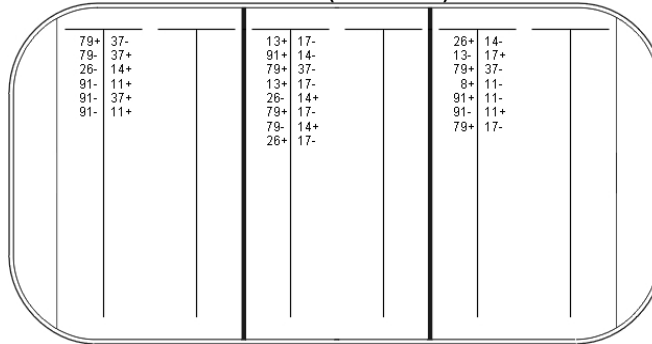
RUS - BLR

Face-off by RUS

Period: 1

	Won	Lost
DZ	1	5
MZ	6	2
AZ	5	2
Total	12	9

Period 1 (RUS - BLR)



Face-off by BLR

Period: 1

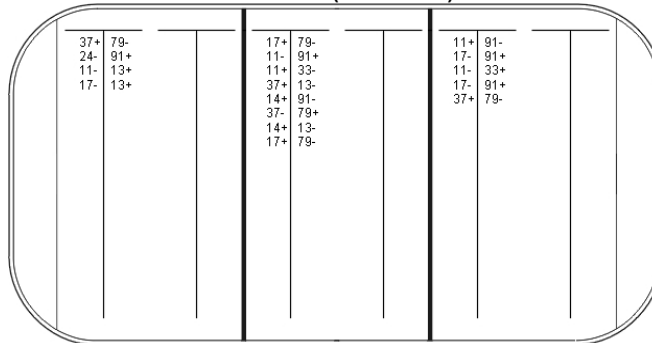
	Won	Lost
DZ	2	5
MZ	2	6
AZ	5	1
Total	9	12

Face-off by BLR

Period: 2

	Won	Lost
DZ	1	3
MZ	6	2
AZ	2	3
Total	9	8

Period 2 (BLR - RUS)



Face-off by RUS

Period: 2

	Won	Lost
DZ	3	2
MZ	2	6
AZ	3	1
Total	8	9

Game total

	Won	Lost
DZ	3	8
MZ	8	8
AZ	7	4
Total	18	20

Game total

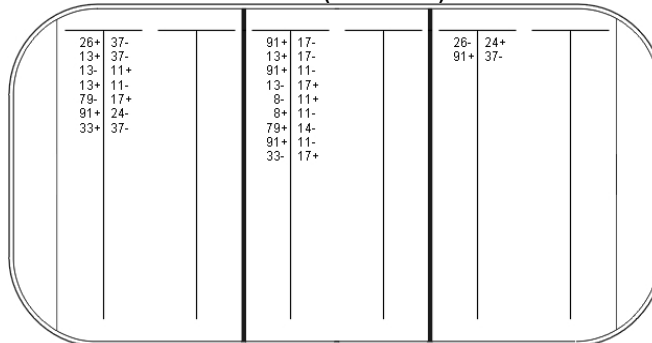
	Won	Lost
DZ	4	7
MZ	8	8
AZ	8	3
Total	20	18

Face-off by RUS

Period: 3

	Won	Lost
DZ	5	2
MZ	6	3
AZ	1	1
Total	12	6

Period 3 (RUS - BLR)



Face-off by BLR

Period: 3

	Won	Lost
DZ	1	1
MZ	3	6
AZ	2	5
Total	6	12

Game total

	Won	Lost
DZ	9	9
MZ	14	11
AZ	9	4
Total	32	24

Game total

	Won	Lost
DZ	4	9
MZ	11	14
AZ	9	9
Total	24	32

LEGEND

AZ Attack zone

DZ Defensive zone

MZ Middle zone



ICE HOCKEY MEN, FINAL ROUND, GAME 17
HOCKEY SUR GLACE HOMMES, TOUR FINALE, MATCH 17

E CENTER FRI 15 FEB 2002 / VEN 15 FEV 2002 START TIME / DÉBUT 16:10

CAN - SWE

Referee

LARUE Dennis (IIHF)

Linesmen

SCHACHTE Dan (IIHF), KULAKOV Sergei (IIHF)

Goalkeepers

Team: CAN	
No.	Name
30	BRODEUR Martin
31	JOSEPH Curtis

Team: SWE	
No.	Name
1	HEDBERG Johan
35	SALO Tommy
32	TELLQVIST Mikael (EG)

Team Line-ups

Team: CAN (RED)		
No.	Pos.	Name
4	D	BLAKE Rob
9	F	KARIYA Paul
52	D	FOOTE Adam
66	F	LEMIEUX Mario
91	F	SAKIC Joe
2	D	MACINNIS Al
3	D	BREWER Eric
12	F	IGINLA Jarome
14	F	SHANAHAN Brendan
19	F	YZERMAN Steve
11	F	NOLAN Owen
21	F	GAGNE Simon
27	D	NIEDERMAYER Scott
44	D	PRONGER Chris
88	F	LINDROS Eric
25	F	NIEUWENDYK Joe
37	F	PECA Mike
55	D	JOVANOVSKI Ed
74	F	FLEURY Theo
94	F	SMYTH Ryan
Head Coach: QUINN Pat		

Team: SWE (YELLOW)		
No.	Pos.	Name
4	D	OLAUSSEN Fredrik
5	D	LIDSTROM Nicklas
11	F	ALFREDSSON Daniel
13	F	SUNDIN Mats
22	F	DAHLEN Ulf
3	D	JOHNSSON Kim
14	D	NORSTROM Mattias
24	F	SUNDSTROM Niklas
91	F	NASLUND Markus
92	F	NYLANDER Michael
10	D	RAGNARSSON Marcus
19	F	RENBERG Mikael
29	D	JONSSON Kenny
40	F	ZETTERBERG Henrik
42	F	JONSSON Jorgen
2	D	OHLUND Mattias
12	F	AXELSSON Per-Johan
17	F	JOHANSSON Mathias
20	F	ARVEDSON Magnus
96	F	HOLMSTROM Tomas
Head Coach: NILSSON Hardy		

Group C

R	Team	G	W	T	L	GF:GA	PTS
1	CAN	0	0	0	0	0 : 0	0
1	CZE	0	0	0	0	0 : 0	0
1	GER	0	0	0	0	0 : 0	0
1	SWE	0	0	0	0	0 : 0	0

	CAN	CZE	GER	SWE
CAN		18 Mon/16:10	17 Sun/19:00	15 Fri/16:10
CZE	18 Mon/16:10		15 Fri/19:00	17 Sun/16:05
GER	17 Sun/19:00	15 Fri/19:00		18 Mon/19:00
SWE	15 Fri/16:10	17 Sun/16:05	18 Mon/19:00	

LEGEND

EG	Emergency goalkeeper	No.	Player number	R	Rank
G	Number of games played	Pos.	Position	T	Number of games tied
GA	Goals against		D - Defense	W	Number of games won
GF	Goals for		F - Forward		
L	Number of games lost	PTS	Points		



ICE HOCKEY MEN

Round	FINAL ROUND	Venue	E Center	Date	15 Feb 2002	Start	16.10	Spectators	8597	Game no.	17
-------	-------------	-------	----------	------	-------------	-------	-------	------------	------	----------	----

Home team (A) (Jersey colour)		Canada (RED)		Goals																								Penalties				
No.	Name	Pos.	L	SOG	#	Time	G	A1	A2	GS	P1	P2	P3	P4	P5	P6	N1	N2	N3	N4	N5	N6	Time	No.	Min	Offence	Start	End				
2	MACINNIS Al	D	2	5	1	02:37	4	37	74	EQ	4	25	31	37	44	74	2	5	12	17	20	35	35:18	2	2	HI-ST	35:18	35:58				
3	BREWER Eric	D	2	2	2	55:39	3	11		EQ	3	4	11	21	25	31	4	10	11	13	22	35										
4*	BLAKE Rob	D	1	3																												
9*	KARIYA Paul	F	1	3																												
11	NOLAN Owen	F	3	2																												
12	IGINLA Jarome	F	2	4																												
14	SHANAHAN Brendan	F	2	2																												
19	YZERMAN Steve	A	F	2	2																											
21	GAGNE Simon	F	3	1																												
25	NIEUWENDYK Joe	F	4	0																												
27	NIEDERMAYER Scott	D	3	0																												
30	BRODEUR Martin	GK		0																												
31*	JOSEPH Curtis	GK		0																												
37	PECA Mike	A	F	4	3																											
44	PRONGER Chris	D	3	1																												
52*	FOOTE Adam	D	1	0																												
55	JOVANOVSki Ed	D	4	0																												
66*	LEMIEUX Mario	C	F	1	1																											
74	FLEURY Theo	F	4	3																												
88	LINDROS Eric	F	3	2																												
91*	SAKIC Joe	F	1	1																												
94	SMYTH Ryan	F	4	0																												

Team Manager: NICHOLSON Robert Head Coach: QUINN Pat Assistant Coach: HITCHCOCK Ken

Visiting team (B) (Jersey colour)		Sweden (YELLOW)		Goals																								Penalties				
No.	Name	Pos.	L	SOG	#	Time	G	A1	A2	GS	P1	P2	P3	P4	P5	P6	N1	N2	N3	N4	N5	N6	Time	No.	Min	Offence	Start	End				
1	HEDBERG Johan	GK		0	1	05:30	13	11		EQ	4	10	11	13	20	35	2	3	9	31	66	91	11:31	13	2	HOLD	11:31	13:31				
2	OHLUND Mattias	D	4	1	2	26:06	24	92	91	EQ	5	24	29	35	91	92	2	3	12	14	19	31	40:27	4	2	DELAY	40:27	42:27				
3	JOHNSON Kim	D	2	3	30:42	13	11	5		EQ	4	5	11	13	22	35	4	25	31	37	52	74	47:16	10	2	TRIP	47:16	49:16				
4*	OLAUSSON Fredrik	D	1	0	4	31:47	29	40		EQ	10	19	29	35	40	42	12	14	19	27	31	44										
5*	LIDSTROM Nicklas	A	D	1	2	35:58	22	24	13	PP1	5	11	13	22	24	35	11	27	31	44	91											
10	RAGNARSSON Marcus	D	3	0																												
11*	ALFREDSSON Daniel	F	1	1																												
12	AXELSSON Per-Johan	F	4	0																												
13*	SUNDIN Mats	C	F	1	2																											
14	NORSTROM Mattias	D	2	0																												
17	JOHANSSON Mathias	F	4	0																												
19	RENERG Mikael	F	3	2																												
20	ARVEDSON Magnus	F	4	1																												
22*	DAHLEN Ulf	F	1	3																												
24	SUNDSTROM Niklas	F	2	2																												
29	JONSSON Kenny	D	3	1																												
32	TELLQVIST Mikael	E	G		0																											
35*	SALO Tommy	GK		0																												
40	ZETTERBERG Henrik	F	3	1																												
42	JONSSON Jorgen	A	F	3	0																											
91	NASLUND Markus	F	2	3																												
92	NYLANDER Michael	F	2	3																												
96	HOLMSTROM Tomas	F	4	1																												

Team Manager: HEDBERG Anders Head Coach: NILSSON Hardy Assistant Coach: WALTIN Mats

Game Summary												Saves					Goalkeeper Records					Goalkeeper Changes		
P	G A:B	SOG A:B	PIM A:B	PPGF A:B	SHGF A:B	GKA1	GKA2	EGA	GKB1	GKB2	EGB	GKA	MIP	GA	GKB	MIP	GA	Time	GKA	GKB				
1	1:1	15:10	0:2	0:0	0:0	9	0	0	14	0	0	31	60:00	5	35	60:00	2	00:00	31	35				
2	0:4	3:11	2:0	0:1	0:0	7	0	0	3	0	0	60:00						--	--	--				
3	1:0	17:4	0:4	0:0	0:0	4	0	0	16	0	0													
OVT																								
GWS																								
Total	2:5	35:25	2:6	0:1	0:0	20	0	0	33	0	0													

Start of game: 16:10 End of game: 18:15
 Time-out A: Time-out B:
 Game Supervisor: STEBLIN Alexander



Referee	LARUE Dennis	Linesman	SCHACHTE Dan	Goal Judge	SNEED Geoff	Video GJ	KOMMISSAROV Ko
Scorekeeper	HOY Tom	Linesman	KULAKOV Sergei	Goal Judge	SHEGRUD Bob	Game Timekeeper	FLETCHER Cheryl
Sign. Manager B		Sign. Manager A		Sign. Scorekeeper		Sign. Referee	

Event	Abbreviation of the tournament (e.g. WSA, W18C, WWSB, or W20D...)	Abbreviation	Explanations of penalty abbreviations	Code
Place	Name of the city or the ice rink the games takes place	ABUSE	Abuse of officials	01
Date	Date the games take place	BD-CK	Body Checking (female hockey only)	02
Start	Time the beginning of the game is announced in the schedule	BENCH	Bench Minor Penalty	03
Spectators	Number of spectators	BOARD	Boarding	04
Game No.	Number of the game announced in the schedule	BUT-E	Butt-Ending	05
Home Team (A)	Abbreviation of the home team (e.g. SUI, USA...)	CHARG	Charging	06
Visiting Team (B)	Abbreviation of the visiting team (e.g. SUI, USA...)	CHE-B	Checking from behind	07
No.	Jersey number of the player (* = Starts the game)	CROSS	Cross-checking	08
Family and given name	Name of the player, followed by comma, and given name(s); add BP = Best player of the game, C = Captain or A = Assistant Captain	DELAY	Delaying the game	09
(+BP+C/A)		DIS-N	Goal being deliberately knocked	10
Pos	Position (GK = Goalkeeper, EG = Emergency Goalkeeper, D = Defenseman, F = Forward)	ELBOW	Elbowing	11
L	Number of lineup (1 = first line, 2 = second line, 3 = third line, 4 = fourth line)	FISTI	Fisticuffs	12
SoG	Sum of shots on goal (shots saved by goalie plus scored goals) of this player	GA-MI	Game misconduct penalty	13
#	Number of goal (- for missed penaltyshot)	GR-MI	Gross misconduct penalty	14
Time	Time the goal is scored	HI-ST	High Sticking	15
G	Jersey number of the player scoring the goal	HOLD	Holding	16
A1	Jersey number of the first assist	HOOK	Hooking	17
A2	Jersey number of the second assist	HO-ST	Holding the stick	18
GS	Game situation (EQ = equal, PP1 = power play 5:4 or 4:3, PP2 = power play 5:3, SH1 = shorthanded 4:5 or 3:4, SH2 = shorthanded 3:5, PS = penalty shot, GWS = game winning shot)	IL-EQ	Illegal Equipment	19
P1 P2 P3 P4 P5 P6	Positive participation (all players on ice of the goal scoring team)	INTRF	Interference	20
N1 N2 N3 N4 N5 N6	Negative participation (all players on ice of the goal receiving team)	KNEE	Kneeing	21
Time	Time the penalty is called by the referee	MATCH	Match penalty	22
No.	Jersey number of the penalized player	MISC	Misconduct penalty	23
Offence	Abbreviation of penalty (explanation see next column)	OTHER	Other Offences	24
Start	Time the penalty starts	P-SHOT	Penalty shot	25
End	Time the penalty ends	ROUGH	Roughing	26
Team Manager	Name and given name of the team manager	SLASH	Slashing	27
Head Coach	Name and given name of the head coach	SPEAR	Spear	28
Assistant Coach	Name and given name of the assistant coach	TOO-M	Too many players on ice	29
Period	Period 1, 2, 3, OVT = overtime, GWS = game winning shots	TRIP	Tripping	30
Total	Total sum of all entries in the columns	UN-SP	Unsportsmanlike Conduct	31
G:A:B	Number of goals scored by team A : team B (depending on period)			
SOG A:B	Number of shots on goal plus scored by team A : team B (depending on period)			
PIM A:B	Number of penalty minutes for team A : team B (depending on period)			
PPGF A:B	Number of power play goals scored by team A : team B (depending on period)			
SHGF A:B	Number of shorthanded goals scored by team A : team B (depending on period)			
GKA1	Sum of shots saved by the first goalie of team A (depending on period)			
GKA2	Sum of shots saved by the second goalie of team A (depending on period)			
EGA	Sum of shots saved by the emergency goalie of team A (depending on period)			
GKB1	Sum of shots saved by the first goalie of team B (depending on period)			
GKB2	Sum of shots saved by the second goalie of team B (depending on period)			
EGB	Sum of shots saved by the emergency goalie of team B (depending on period)			
GKA	Jersey numbers of the goalies of team A			
GKB	Jersey numbers of the goalies of team B			
MIP	Minutes in play for each goalie			
GA	Goals against for each goalie			
Start of game	Time the game really starts			
End of game	Time the game really ends			
Timeout A	Time the home team takes a 30 seconds timeout			
Timeout B	Time the visiting team takes a 30 seconds timeout			
Game Supervisor	Name of the game supervisor			
Time	Time the goalie comes in or goes out			
GKA	Jersey number of the goalie of team A coming in (- for leaving)			
GKB	Jersey number of the goalie of team B coming in (- for leaving)			
Referee	Name and given name of the referee for this game			
Scorekeeper	Name and given name of the scorekeeper for this game			
Linesman	Name and given name of the linesman for this game			
Goal Judge	Name and given name of the goal judge for this game			
Timekeeper	Name and given name of the timekeeper for this game			
Sign.	Signature of Referee, Scorekeeper, Manager of Team A and Manager of Team B			
A	Jersey number of the player of team A (Marked with * when he starts the game winning			
B	Jersey number of the player of team B (Marked with * when he starts the game winning			
GKA	Goalie of team A for this game winning shot			
GKB	Goalie of team B for this game winning shot			
GF:GA	Goals scored after this game winning shot of each team			

Time	GKA	GKB

Game Winning Shots

A	B	GKA	GKB	Score	A	B	GKA	GKB	Score	A	B	GKA	GKB	Score	A	B	GKA	GKB	Score	A	B	GKA	GKB	Score

Notes:																								



ICE HOCKEY MEN, FINAL ROUND, GAME 17
HOCKEY SUR GLACE HOMMES, TOUR FINALE, MATCH 17

E CENTER FRI 15 FEB 2002 / VEN 15 FEV 2002 START TIME / DÉBUT 16:10

CAN - SWE 2-5 (1-1, 0-4, 1-0)

Spectators	Referee	Linesmen
8597	LARUE Dennis (IIHF)	SCHACHTE Dan (IIHF), KULAKOV Sergei (IIHF)

Team Statistics

Period	Score	SVS	SOG	PIM	TPP	PPG	SHG
1	1 : 1	9 : 14	15 : 10	0 : 2	2:00 : 0:00	0 : 0	0 : 0
2	0 : 4	7 : 3	3 : 11	2 : 0	0:00 : 0:40	0 : 1	0 : 0
3	1 : 0	4 : 16	17 : 4	0 : 4	4:00 : 0:00	0 : 0	0 : 0
Total	2 : 5	20 : 33	35 : 25	2 : 6	6:00 : 0:40	0 : 1	0 : 0

1st Period

Action	Time	ET/Res	Team	Type	No.	Name	(G) Name of Assistant(s) / Action Description
GK	00:00		CAN		31	JOSEPH C	
GK	00:00		SWE		35	SALO T	
Goal	02:37	1:0	CAN	EQ	4	BLAKE R	(1) 37 PECA M On ice CAN 31 4 25 37 44 74 74 FLEURY T SWE 35 2 5 12 17 20
Goal	05:30	1:1	SWE	EQ	13	SUNDIN M	(1) 11 ALFREDSSON D On ice CAN 31 2 3 9 66 91 SWE 35 4 10 11 13 20
Penalty	11:31	13:31	SWE	2 min.	13	SUNDIN M	-Holding

2nd Period

Action	Time	ET/Res	Team	Type	No.	Name	(G) Name of Assistant(s) / Action Description
GK	20:00		CAN		31	JOSEPH C	
GK	20:00		SWE		35	SALO T	
Goal	26:06	1:2	SWE	EQ	24	SUNDSTROM N	(1) 92 NYLANDER M On ice CAN 31 2 3 12 14 19 91 NASLUND M SWE 35 5 24 29 91 92
Goal	30:42	1:3	SWE	EQ	13	SUNDIN M	(2) 11 ALFREDSSON D On ice CAN 31 4 25 37 52 74 5 LIDSTROM N SWE 35 4 5 11 13 22
Goal	31:47	1:4	SWE	EQ	29	JONSSON K	(1) 40 ZETTERBERG H On ice CAN 31 12 14 19 27 44 SWE 35 10 19 29 40 42
Penalty	35:18	35:58	CAN	2 min.	2	MACINNIS A	-Highsticking
Goal	35:58	1:5	SWE	PP1	22	DAHLEN U	(1) 24 SUNDSTROM N On ice CAN 31 11 27 44 91 13 SUNDIN M SWE 35 5 11 13 22 24

3rd Period

Action	Time	ET/Res	Team	Type	No.	Name	(G) Name of Assistant(s) / Action Description
GK	40:00		CAN		31	JOSEPH C	
GK	40:00		SWE		35	SALO T	
Penalty	40:27	42:27	SWE	2 min.	4	OLAUSSEN F	-Delaying the game
Penalty	47:16	49:16	SWE	2 min.	10	RAGNARSSON M	-Tripping
Goal	55:39	2:5	CAN	EQ	3	BREWER E	(1) 11 NOLAN O On ice CAN 31 3 4 11 21 25 SWE 35 4 10 11 13 22

Goalkeeper Records

Team: CAN - Canada			
No.	Goalkeepers	SOG	SVS
31	JOSEPH Curtis	25	20
30	BRODEUR Martin	0	0

Team: SWE - Sweden			
No.	Goalkeepers	SOG	SVS
35	SALO Tommy	35	33
	HEDBERG Johan	0	



Shots & Plus-Minus

Team: CAN - Canada							
No.	Pos.	Player	1	2	3	OT	TS +/-
4	D	BLAKE Rob	1	0	2	0	3 1
9	F	KARIYA Paul	1	0	2	0	3 -1
52	D	FOOTE Adam	0	0	0	0	0 -1
66	F	LEMIEUX Mario	0	0	1	0	1 -1
91	F	SAKIC Joe	1	0	0	0	1 -1
2	D	MACINNIS Al	2	1	2	0	5 -2
3	D	BREWER Eric	1	0	1	0	2 -1
12	F	IGINLA Jarome	3	0	1	0	4 -2
14	F	SHANAHAN Brendan	1	0	1	0	2 -2
19	F	YZERMAN Steve	1	1	0	0	2 -2
11	F	NOLAN Owen	0	0	2	0	2 1
21	F	GAGNE Simon	1	0	0	0	1 1
27	D	NIEDERMAYER Scott	0	0	0	0	0 -1
44	D	PRONGER Chris	0	0	1	0	1 0
88	F	LINDROS Eric	1	0	1	0	2 0
25	F	NIEUWENDYK Joe	0	0	0	0	0 1
37	F	PECA Mike	2	1	0	0	3 0
55	D	JOVANOVSKI Ed	0	0	0	0	0 0
74	F	FLEURY Theo	0	0	3	0	3 0
94	F	SMYTH Ryan	0	0	0	0	0 0
TOTALS			15	3	17	0	35
Head Coach: QUINN Pat							

Team: SWE - Sweden							
No.	Pos.	Player	1	2	3	OT	TS +/-
4	D	OLAUSSON Fredrik	0	0	0	0	0 1
5	D	LIDSTROM Nicklas	1	1	0	0	2 1
11	F	ALFREDSSON Daniel	0	0	1	0	1 1
13	F	SUNDIN Mats	1	1	0	0	2 1
22	F	DAHLEN Ulf	1	1	1	0	3 0
3	D	JOHNSSON Kim	2	0	0	0	2 0
14	D	NORSTROM Mattias	0	0	0	0	0 0
24	F	SUNDSTROM Niklas	1	1	0	0	2 1
91	F	NASLUND Markus	2	1	0	0	3 1
92	F	NYLANDER Michael	1	1	1	0	3 1
10	D	RAGNARSSON Marcus	0	0	0	0	0 1
19	F	RENBERG Mikael	0	1	1	0	2 1
29	D	JONSSON Kenny	0	1	0	0	1 2
40	F	ZETTERBERG Henrik	0	1	0	0	1 1
42	F	JONSSON Jorgen	0	0	0	0	0 1
2	D	OHLUND Mattias	0	1	0	0	1 -1
12	F	AXELSSON Per-Johan	0	0	0	0	0 -1
17	F	JOHANSSON Mathias	0	0	0	0	0 -1
20	F	ARVEDSON Magnus	1	0	0	0	1 0
96	F	HOLMSTROM Tomas	0	1	0	0	1 0
TOTALS			10	11	4	0	25
Head Coach: NILSSON Hardy							

Group C

R	Team	GP	W	T	L	GF:GA	PTS
1	SWE	1	1	0	0	5:2	2
2	CZE	0	0	0	0	0:0	0
2	GER	0	0	0	0	0:0	0
4	CAN	1	0	0	1	2:5	0

	CAN	CZE	GER	SWE
CAN		18 FEB/16:10	17 FEB/19:00	2:5
CZE	18 FEB/16:10		15 FEB/19:00	17 FEB/16:05
GER	17 FEB/19:00	15 FEB/19:00		18 FEB/19:00
SWE	5:2	17 FEB/16:05	18 FEB/19:00	

LEGEND

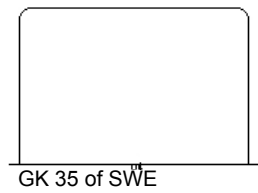
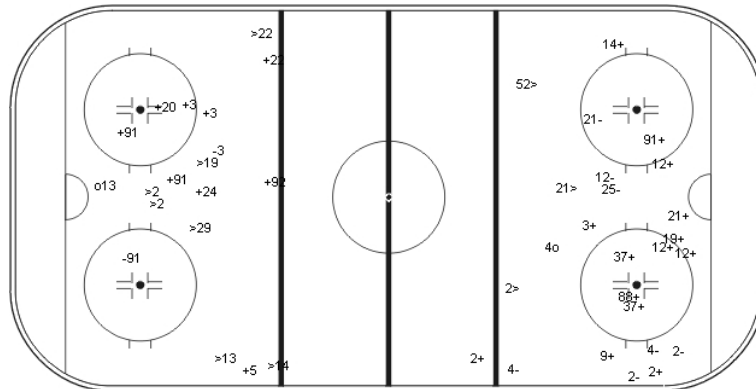
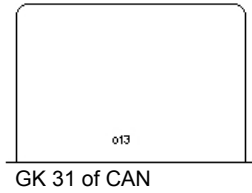
ET/Res	Penalty end time/Result of game	OT	Overtime	SH1	Shorthanded - 1 player
ENG	Empty net goal	Pen.	Penalty	SH2	Shorthanded - 2 players
EQ	Equal strength	PIM	Penalties in minutes	SHG	Shorthanded goals
(G)	Number of goals in tournament	Pos.	Position	SOG	Shots on goal
GA	Goals against		D - Defense	SSG	Shots saved by goalkeeper
GF	Goals for		F - Forward	SVS	Saves
GK	Goalkeeper	PP1	Power play - 1 player	T	Number of games tied
GP	Number of games played	PP2	Power play - 2 players	TS	Total shots by player
GWS	Game winning shot	PPG	Power play goals	TPP	Time on power play
L	Number of games lost	PS	Penalty shot	W	Number of games won
No.	Player number	PTS	Points		
+/-	Net result of positive and negative participation				



ICE HOCKEY MEN, FINAL ROUND, GAME 17
 HOCKEY SUR GLACE HOMMES, TOUR FINALE, MATCH 17

E CENTER FRI 15 FEB 2002 / VEN 15 FEV 2002 START TIME / DÉBUT 16:10

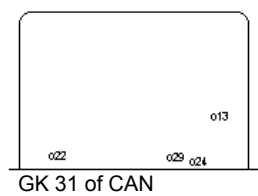
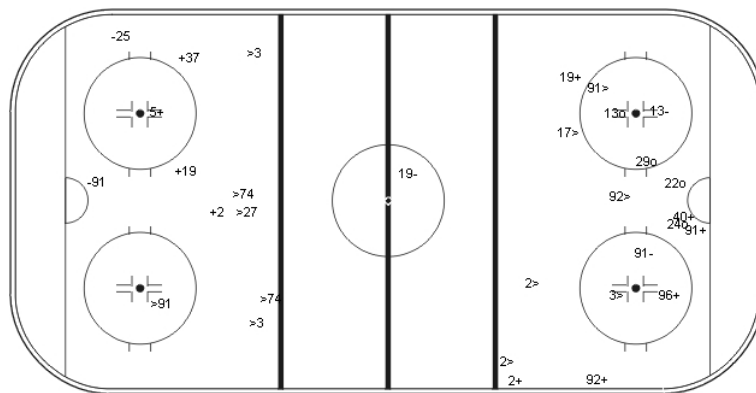

CAN - SWE



Shots by SWE
 Goals (o): 1 SSG(+): 9
 SSP(<): 7 SPG(-): 2

Period: 1

Shots by CAN
 Goals (o): 1 SSG(+): 14
 SSP(>): 3 SPG(-): 7



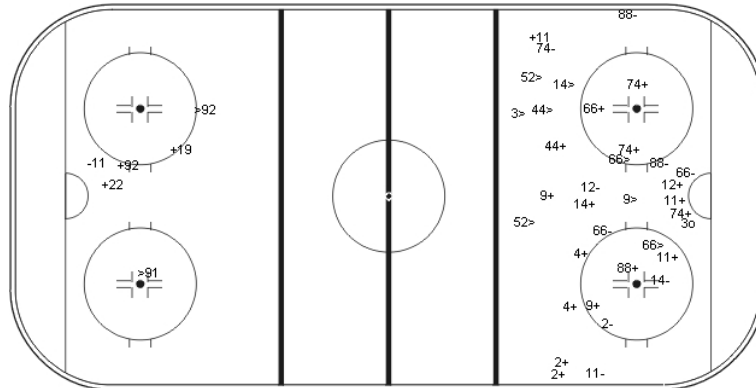
Shots by CAN
 Goals (o): 0 SSG(+): 3
 SSP(<): 6 SPG(-): 2

Period: 2

Shots by SWE
 Goals (o): 4 SSG(+): 7
 SSP(>): 6 SPG(-): 3



GK 31 of CAN



GK 35 of SWE

Shots by SWE
 Goals (o): 0 SSG(+): 4
 SSP(<): 2 SPG(-): 1

Period: 3

Shots by CAN
 Goals (o): 1 SSG(+): 16
 SSP(>): 8 SPG(-): 9

LEGEND

ENG Empty net goal
GK Goalkeeper

SPG Shots past goal
SSG Shots saved by goalkeeper

SSP Shots saved by player



ICE HOCKEY MEN, FINAL ROUND, GAME 17
HOCKEY SUR GLACE HOMMES, TOUR FINALE, MATCH 17

E CENTER FRI 15 FEB 2002 / VEN 15 FEV 2002 START TIME / DÉBUT 16:10

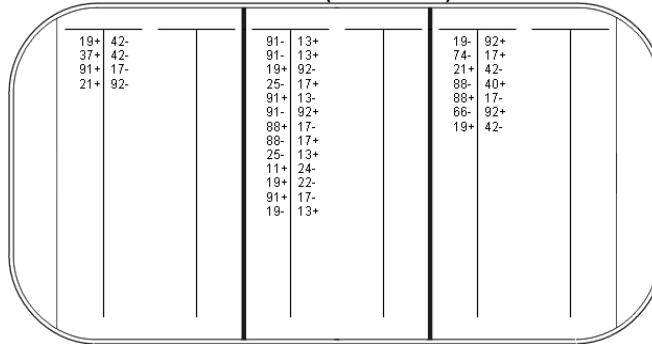
CAN - SWE

Face-off by CAN

Period: 1

	Won	Lost
DZ	4	0
MZ	6	7
AZ	3	4
Total	13	11

Period 1 (CAN - SWE)



Face-off by SWE

Period: 1

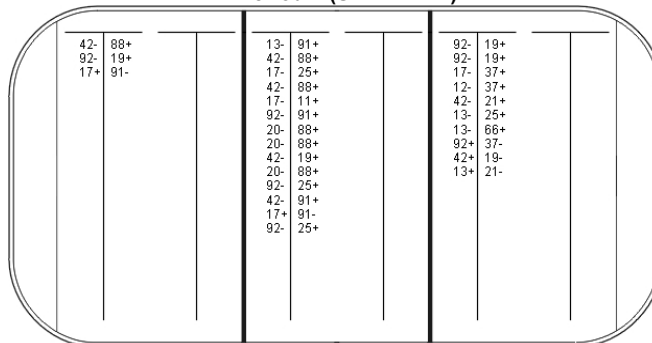
	Won	Lost
DZ	4	3
MZ	7	6
AZ	0	4
Total	11	13

Face-off by SWE

Period: 2

	Won	Lost
DZ	1	2
MZ	1	13
AZ	3	7
Total	5	22

Period 2 (SWE - CAN)



Face-off by CAN

Period: 2

	Won	Lost
DZ	7	3
MZ	13	1
AZ	2	1
Total	22	5

Game total

	Won	Lost
DZ	5	5
MZ	8	19
AZ	3	11
Total	16	35

Game total

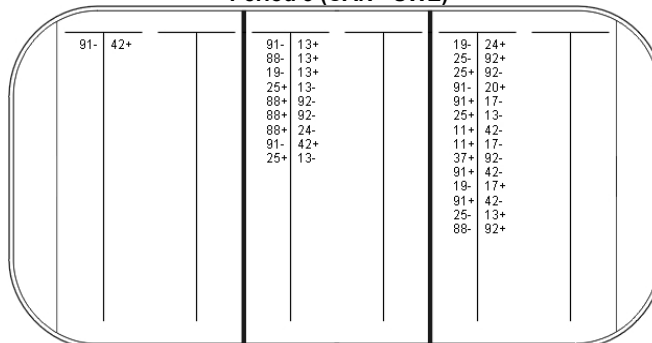
	Won	Lost
DZ	11	3
MZ	19	8
AZ	5	5
Total	35	16

Face-off by CAN

Period: 3

	Won	Lost
DZ	0	1
MZ	5	4
AZ	8	6
Total	13	11

Period 3 (CAN - SWE)



Face-off by SWE

Period: 3

	Won	Lost
DZ	6	8
MZ	4	5
AZ	1	0
Total	11	13

Game total

	Won	Lost
DZ	11	4
MZ	24	12
AZ	13	11
Total	48	27

Game total

	Won	Lost
DZ	11	13
MZ	12	24
AZ	4	11
Total	27	48

LEGEND

AZ Attack zone

DZ Defensive zone

MZ Middle zone



ICE HOCKEY MEN, FINAL ROUND, GAME 18
HOCKEY SUR GLACE HOMMES, TOUR FINALE, MATCH 18

PEAKS FRI 15 FEB 2002 / VEN 15 FEV 2002 START TIME / DÉBUT 19:00

CZE - GER

Referee

ACHESON Kevin (IIHF)

Linesmen

MORIN Jean (IIHF), HAMALAINEN Antti (IIHF)

Goalkeepers

Team: CZE
No. Name
23 CECHMANEK Roman
39 HASEK Dominik

Team: GER
No. Name
33 SELIGER Marc
47 KUNAST Christian

Team Line-ups

Team: CZE (RED)		
No.	Pos.	Name
4	D	HAMRLIK Roman
20	F	LANG Robert
38	F	HRDINA Jan
41	D	SKOULA Martin
68	F	JAGR Jaromir
15	D	KABERLE Tomas
19	F	DVORAK Radek
21	F	REICHEL Robert
26	F	RUCINSKY Martin
42	D	SMEHLIK Richard
6	D	SPACEK Jaroslav
13	D	KUBINA Pavel
17	F	SYKORA Petr
25	F	ELIAS Patrik
30	F	DOPITA Jiri
9	F	HAVLAT Martin
10	F	PATERA Pavel
16	F	CAJANEK Petr
24	F	HEJDUK Milan
29	D	SYKORA Michal
Head Coach: AUGUSTA Josef		

Team: GER (WHITE)		
No.	Pos.	Name
13	D	SCHUBERT Christoph
17	F	HECHT Jochen
20	F	RUMRICH Jurgen
21	F	USTORF Stefan
36	D	GOLDMANN Erich
10	D	EHRHOFF Christian
19	F	STURM Marco
41	D	KUNCE Daniel
48	F	SOCCIO Leonard
49	F	KATHAN Klaus
12	D	LUDEMANN Mirko
22	F	REICHEL Martin
26	F	KREUTZER Daniel
27	F	ABSTREITER Tobias
83	F	BENDA Jan
16	F	HYNES Wayne
18	F	LOTH Andreas
31	D	RENTZ Andreas
81	F	MACKAY Mark
84	D	SEIDENBERG Dennis
Head Coach: ZACH Hans		

Group C

R	Team	G	W	T	L	GF:GA	PTS
1	CAN	0	0	0	0	0:0	0
1	CZE	0	0	0	0	0:0	0
1	GER	0	0	0	0	0:0	0
1	SWE	0	0	0	0	0:0	0

	CAN	CZE	GER	SWE
CAN		18 Mon/16:10	17 Sun/19:00	15 Fri/16:10
CZE	18 Mon/16:10		15 Fri/19:00	17 Sun/16:05
GER	17 Sun/19:00	15 Fri/19:00		18 Mon/19:00
SWE	15 Fri/16:10	17 Sun/16:05	18 Mon/19:00	

LEGEND

EG	Emergency goalkeeper	No.	Player number	R	Rank
G	Number of games played	Pos.	Position	T	Number of games tied
GA	Goals against		D - Defense	W	Number of games won
GF	Goals for		F - Forward		
L	Number of games lost	PTS	Points		



ICE HOCKEY MEN

Round	FINAL ROUND	Venue	Peaks	Date	15 Feb 2002	Start	19.00	Spectators	6303	Game no.	18
-------	-------------	-------	-------	------	-------------	-------	-------	------------	------	----------	----

Home team (A) (Jersey colour)		Czech Republic (RED)		Goals																Penalties								
No.	Name	Pos.	L	SOG	#	Time	G	A1	A2	GS	P1	P2	P3	P4	P5	P6	N1	N2	N3	N4	N5	N6	Time	No.	Min	Offence	Start	End
4*	HAMRLIK Roman	A	D	1	1	03:52	68	26	20	PP1	4	20	21	26	39	68	13	20	21	36	47	06:52	42	2	HOLD	06:52	08:52	
6	SPACEK Jaroslav	D	3	2	2	13:35	17	25	30	EQ	6	13	17	25	30	39	13	17	20	21	36	47	34:07	42	2	HOLD	34:07	36:07
9	HAVLAT Martin	F	4	2	3	16:18	24	9	15	PP1	6	9	15	24	30	39	13	20	21	36	47	48:34	20	2	HOOK	48:34	50:34	
10	PATERA Pavel	F	4	2	4	27:42	9			EQ	6	9	10	13	24	39	13	17	20	21	36	47						
13	KUBINA Pavel	D	3	2	5	33:44	20	26	68	PP1	4	20	21	26	39	68	16	31	33	81	84							
15	KABERLE Tomas	D	2	2	6	38:32	68	20		EQ	4	20	38	39	41	68	13	17	20	21	33	36						
16	CAJANEK Petr	F	4	0	7	53:05	25	30		EQ	6	13	17	25	30	39	12	19	21	33	49	83						
17	SYKORA Petr	F	3	3	8	58:42	21	26	68	PP1	4	20	21	26	39	68	19	31	33	48	84							
19	DVORAK Radek	F	2	0																								
20*	LANG Robert	F	1	2																								
21	REICHEL Robert	A	F	2	5																							
23	CECHMANEK Roman	GK		0																								
24	HEJDUK Milan	F	4	3																								
25	ELIAS Patrik	F	3	2																								
26	RUCINSKY Martin	F	2	2																								
29	SYKORA Michal	D	4	0																								
30	DOPITA Jiri	F	3	3																								
38*	HRDINA Jan	F	1	1																								
39*	HASEK Dominik	GK		0																								
41*	SKOULA Martin	D	1	0																								
42	SMEHLIK Richard	D	2	1																								
68*	JAGR Jaromir	C	F	1	5																							
Team Manager:		CERNIK Frantisek		Head Coach:				AUGUSTA Josef				Assistant Coach:				MARTINEC Vladimir												

Visiting team (B) (Jersey colour)		Germany (WHITE)		Goals																Penalties								
No.	Name	Pos.	L	SOG	#	Time	G	A1	A2	GS	P1	P2	P3	P4	P5	P6	N1	N2	N3	N4	N5	N6	Time	No.	Min	Offence	Start	End
10	EHRHOFF Christian	D	2	1	1	28:49	48	19		EQ	10	19	27	47	48	83	15	19	21	26	39	42	02:41	31	2	HOLD	02:41	03:52
12	LUDEMANN Mirko	D	3	1	2	47:46	21	17		EQ	12	13	17	21	33	36	9	10	24	39	41	42	14:19	83	2	TRIP	14:19	16:18
13*	SCHUBERT Christoph	D	1	0																			32:23	48	2	INTRF	32:23	33:44
16	HYNES Wayne	F	4	0																			44:23	48	2	SLASH	44:23	46:23
17*	HECHT Jochen	F	1	3																			57:18	36	2	SLASH	57:18	58:42
18	LOTH Andreas	F	4	0																								
19	STURM Marco	F	2	3																								
20*	RUMRICH Jurgen	C	F	1	1																							
21*	USTORF Stefan	F	1	1																								
22	REICHEL Martin	F	3	0																								
26	KREUTZER Daniel	F	3	1																								
27	ABSTREITER Tobias	A	F	3	1																							
31	RENN Andreas	D	4	0																								
33	SELIGER Marc	GK		0																								
36*	GOLDMANN Erich	D	1	0																								
41	KUNCE Daniel	D	2	3																								
47*	KUNAST Christian	GK		0																								
48	SOCCIO Leonard	F	2	3																								
49	KATHAN Klaus	F	2	1																								
81	MACKAY Mark	A	F	4	0																							
83	BENDA Jan	F	3	1																								
84	SEIDENBERG Dennis	D	4	0																								
Team Manager:		REINDL Franz		Head Coach:				ZACH Hans				Assistant Coach:				ENGBRECHT Bernhard												

Game Summary											Saves					Goalkeeper Records					Goalkeeper Changes		
P	G A:B	SOG A:B	PIM A:B	PPGF A:B	SHGF A:B	GKA1	GKA2	EGA	GKB1	GKB2	EGB	GKA	MIP	GA	GKB	MIP	GA	Time	GKA	GKB			
1	3:0	13:5	2:4	2:0	0:0	5	0	0	10	0	0	39	60:00	2	47	29:32	4	00:00	39	47			
2	3:1	12:6	2:2	1:0	0:0	5	0	0	2	7	0				33	30:28	4	29:32	39	33			
3	2:1	13:9	2:4	1:0	0:0	8	0	0	0	11	0							60:00	--	--			
OVT											Start of game: 19:00 End of game: 20:58												
GWS											Time-out A: Time-out B:												
Total											Game Supervisor: DOBIDA Hans												



Referee	ACHESON Kevin	Linesman	MORIN Jean	Goal Judge	BAIRD Gerry	Video GJ	DOMBROWSKI Sa
Scorekeeper	SOUTTER Dave	Linesman	HAMALAINEN Antti	Goal Judge	GALLENI Robert	Game Timekeeper ZITO Robert	
Sign. Manager B		Sign. Manager A		Sign. Scorekeeper		Sign. Referee	

Event	Abbreviation of the tournament (e.g. WSA, W18C, WW5B, or W20D...)	Abbreviation	Explanations of penalty abbreviations	Code
Place	Name of the city or the ice rink the games takes place	ABUSE	Abuse of officials	01
Date	Date the games take place	BD-CK	Body Checking (female hockey only)	02
Start	Time the beginning of the game is announced in the schedule	BENCH	Bench Minor Penalty	03
Spectators	Number of spectators	BOARD	Boarding	04
Game No.	Number of the game announced in the schedule	BUT-E	Butt-Ending	05
Home Team (A)	Abbreviation of the home team (e.g. SUI, USA...)	CHARG	Charging	06
Visiting Team (B)	Abbreviation of the visiting team (e.g. SUI, USA...)	CHE-B	Checking from behind	07
No.	Jersey number of the player (* = Starts the game)	CROSS	Cross-checking	08
Family and given name (+BP+C/A)	Name of the player, followed by comma, and given name(s); add BP = Best player of the game, C = Captain or A = Assistant Captain	DELAY	Delaying the game	09
Pos	Position (GK = Goalkeeper, EG = Emergency Goalkeeper, D = Defenseman, F = Forward)	DIS-N	Goal being deliberately knocked	10
L	Number of lineup (1 = first line, 2 = second line, 3 = third line, 4= fourth line)	ELBOW	Elbowing	11
SoG	Sum of shots on goal (shots saved by goalie plus scored goals) of this player	FISTI	Fisticuffs	12
#	Number of goal (-- for missed penaltyshot)	GA-MI	Game misconduct penalty	13
Time	Time the goal is scored	GR-MI	Gross misconduct penalty	14
G	Jersey number of the player scoring the goal	HI-ST	High Sticking	15
A1	Jersey number of the first assist	HOLD	Holding	16
A2	Jersey number of the second assist	HOOK	Hooking	17
GS	Game situation (EQ = equal, PP1 = power play 5:4 or 4:3, PP2 = power play 5:3, SH1 = shorthanded 4:5 or 3:4, SH2 = shorthanded 3:5, PS = penalty shot, GWS = game winning shot)	HO-ST	Holding the stick	18
P1 P2 P3 P4 P5 P6	Positive participation (all players on ice of the goal scoring team)	IL-EQ	Illegal Equipment	19
N1 N2 N3 N4 N5 N6	Negative participation (all players on ice of the goal receiving team)	INTRF	Interference	20
Time	Time the penalty is called by the referee	KNEE	Kneeing	21
No.	Jersey number of the penalized player	MATCH	Match penalty	22
Offence	Abbreviation of penalty (explanation see next column)	MISC	Misconduct penalty	23
Start	Time the penalty starts	OTHER	Other Offences	24
End	Time the penalty ends	P-SHOT	Penalty shot	25
Team Manager	Name and given name of the team manager	ROUGH	Roughing	26
Head Coach	Name and given name of the head coach	SLASH	Slashing	27
Assistant Coach	Name and given name of the assistant coach	SPEAR	Spearing	28
Period	Period 1, 2, 3, OVT = overtime, GWS = game winning shots	TOO-M	Too many players on ice	29
Total	Total sum of all entries in the columns	TRIP	Tripping	30
G:A:B	Number of goals scored by team A : team B (depending on period)	UN-SP	Unsportsmanlike Conduct	31
SOG A:B	Number of shots on goal plus scored by team A : team B (depending on period)			
PIM A:B	Number of penalty minutes for team A : team B (depending on period)			
PPGF A:B	Number of power play goals scored by team A : team B (depending on period)			
SHGF A:B	Number of shorthanded goals scored by team A : team B (depending on period)			
GKA1	Sum of shots saved by the first goalie of team A (depending on period)			
GKA2	Sum of shots saved by the second goalie of team A (depending on period)			
EGA	Sum of shots saved by the emergency goalie of team A (depending on period)			
GKB1	Sum of shots saved by the first goalie of team B (depending on period)			
GKB2	Sum of shots saved by the second goalie of team B (depending on period)			
EGB	Sum of shots saved by the emergency goalie of team B (depending on period)			
GKA	Jersey numbers of the goalies of team A			
GKB	Jersey numbers of the goalies of team B			
MIP	Minutes in play for each goalie			
GA	Goals against for each goalie			
Start of game	Time the game really starts			
End of game	Time the game really ends			
Timeout A	Time the home team takes a 30 seconds timeout			
Timeout B	Time the visiting team takes a 30 seconds timeout			
Game Supervisor	Name of the game supervisor			
Time	Time the goalie comes in or goes out			
GKA	Jersey number of the goalie of team A coming in (- for leaving)			
GKB	Jersey number of the goalie of team B coming in (- for leaving)			
Referee	Name and given name of the referee for this game			
Scorekeeper	Name and given name of the scorekeeper for this game			
Linesman	Name and given name of the linesman for this game			
Goal Judge	Name and given name of the goal judge for this game			
Timekeeper	Name and given name of the timekeeper for this game			
Sign.	Signature of Referee, Scorekeeper, Manager of Team A and Manager of Team B			
A	Jersey number of the player of team A (Marked with * when he starts the game winning			
B	Jersey number of the player of team B (Marked with * when he starts the game winning			
GKA	Goalie of team A for this game winning shot			
GKB	Goalie of team B for this game winning shot			
GF:GA	Goals scored after this game winning shot of each team			

Time	GKA	GKB

Game Winning Shots

A	B	GKA	GKB	Score	A	B	GKA	GKB	Score	A	B	GKA	GKB	Score	A	B	GKA	GKB	Score	A	B	GKA	GKB	Score

Notes:



ICE HOCKEY MEN, FINAL ROUND, GAME 18
HOCKEY SUR GLACE HOMMES, TOUR FINALE, MATCH 18

PEAKS FRI 15 FEB 2002 / VEN 15 FEV 2002 START TIME / DÉBUT 19:00

CZE - GER 8-2 (3-0, 3-1, 2-1)

Spectators	Referee	Linesmen
6303	ACHESON Kevin (IIHF)	MORIN Jean (IIHF), HAMALAINEN Antti (IIHF)

Team Statistics

Period	Score	SVS	SOG	PIM	TPP	PPG	SHG
1	3 : 0	5 : 10	13 : 5	2 : 4	3:10 : 2:00	2 : 0	0 : 0
2	3 : 1	5 : 9	12 : 6	2 : 2	1:21 : 2:00	1 : 0	0 : 0
3	2 : 1	8 : 11	13 : 9	2 : 4	3:24 : 2:00	1 : 0	0 : 0
Total	8 : 2	18 : 30	38 : 20	6 : 10	7:55 : 6:00	4 : 0	0 : 0

1st Period

Action	Time	ET/Res	Team	Type	No.	Name	(G) Name of Assistant(s) / Action Description
GK	00:00		CZE		39	HASEK D	
GK	00:00		GER		47	KUNAST C	
Penalty	02:41	03:52	GER	2 min.	31	RENZ A	-Holding
Goal	03:52	1:0	CZE	PP1	68	JAGR J	(1) 26 RUCINSKY M On ice CZE 39 4 20 21 26 68 20 LANG R GER 47 13 20 21 36
Penalty	06:52	08:52	CZE	2 min.	42	SMEHLIK R	-Holding
Goal	13:35	2:0	CZE	EQ	17	SYKORA P	(1) 25 ELIAS P On ice CZE 39 6 13 17 25 30 30 DOPITA J GER 47 13 17 20 21 36
Penalty	14:19	16:18	GER	2 min.	83	BENDA J	-Tripping
Goal	16:18	3:0	CZE	PP1	24	HEJDUK M	(1) 9 HAVLAT M On ice CZE 39 6 9 15 24 30 15 KABERLE T GER 47 13 20 21 36

2nd Period

Action	Time	ET/Res	Team	Type	No.	Name	(G) Name of Assistant(s) / Action Description
GK	20:00		CZE		39	HASEK D	
GK	20:00		GER		47	KUNAST C	
Goal	27:42	4:0	CZE	EQ	9	HAVLAT M	(1) On ice CZE 39 6 9 10 13 24 GER 47 13 17 20 21 36
Goal	28:49	4:1	GER	EQ	48	SOCCIO L	(3) 19 STURM M On ice CZE 39 15 19 21 26 42 GER 47 10 19 27 48 83
GK	29:32		GER		33	SELIGER M	"Goalkeeper in" 47 KUNAST C-"Goalkeeper out"
Penalty	32:23	33:44	GER	2 min.	48	SOCCIO L	-Interference
Goal	33:44	5:1	CZE	PP1	20	LANG R	(1) 26 RUCINSKY M On ice CZE 39 4 20 21 26 68 68 JAGR J GER 33 16 31 81 84
Penalty	34:07	36:07	CZE	2 min.	42	SMEHLIK R	-Holding
Goal	38:32	6:1	CZE	EQ	68	JAGR J	(2) 20 LANG R On ice CZE 39 4 20 38 41 68 GER 33 13 17 20 21 36

3rd Period

Action	Time	ET/Res	Team	Type	No.	Name	(G) Name of Assistant(s) / Action Description
GK	40:00		CZE		39	HASEK D	
GK	40:00		GER		33	SELIGER M	
Penalty	44:23	46:23	GER	2 min.	48	SOCCIO L	-Slashing
Goal	47:46	6:2	GER	EQ	21	USTORF S	(2) 17 HECHT J On ice CZE 39 9 10 24 41 42 GER 33 12 13 17 21 36
Penalty	48:34	50:34	CZE	2 min.	20	LANG R	-Hooking
Goal	53:05	7:2	CZE	EQ	25	ELIAS P	(1) 30 DOPITA J On ice CZE 39 6 13 17 25 30 GER 33 12 19 21 49 83
Penalty	57:18	58:42	GER	2 min.	36	GOLDMANN E	-Slashing
Goal	58:42	8:2	CZE	PP1	21	REICHEL R	(1) 26 RUCINSKY M On ice CZE 39 4 20 21 26 68 68 JAGR J GER 33 19 31 48 84



Goalkeeper Records

Team: CZE - Czech Republic			
No.	Goalkeepers	SOG	SVS
39	HASEK Dominik	20	18
23	CECHMANEK Roman	0	0

Team: GER - Germany			
No.	Goalkeepers	SOG	SVS
33	SELIGER Marc	22	18
47	KUNAST Christian	16	12

Shots & Plus-Minus

Team: CZE - Czech Republic								
No.	Pos.	Player	1	2	3	OT	TS	+/-
4	D	HAMRLIK Roman	0	0	1	0	1	1
20	F	LANG Robert	0	1	1	0	2	1
38	F	HRDINA Jan	0	1	0	0	1	1
41	D	SKOULA Martin	0	0	0	0	0	0
68	F	JAGR Jaromir	2	2	1	0	5	1
15	D	KABERLE Tomas	2	0	0	0	2	-1
19	F	DVORAK Radek	0	0	0	0	0	-1
21	F	REICHEL Robert	1	0	4	0	5	-1
26	F	RUCINSKY Martin	0	0	2	0	2	-1
42	D	SMEHLIK Richard	1	0	0	0	1	-2
6	D	SPACEK Jaroslav	0	1	1	0	2	3
13	D	KUBINA Pavel	0	1	1	0	2	3
17	F	SYKORA Petr	3	0	0	0	3	2
25	F	ELIAS Patrik	0	1	1	0	2	2
30	F	DOPITA Jiri	2	1	0	0	3	2
9	F	HAVLAT Martin	0	2	0	0	2	0
10	F	PATERA Pavel	0	1	1	0	2	0
16	F	CAJANEK Petr	0	0	0	0	0	0
24	F	HEJDUK Milan	2	1	0	0	3	0
29	D	SYKORA Michal	0	0	0	0	0	0
TOTALS			13	12	13	0	38	

Head Coach: AUGUSTA Josef

Team: GER - Germany								
No.	Pos.	Player	1	2	3	OT	TS	+/-
13	D	SCHUBERT Christoph	0	0	0	0	0	-2
17	F	HECHT Jochen	0	2	1	0	3	-2
20	F	RUMRICH Jurgen	0	0	1	0	1	-3
21	F	USTORF Stefan	0	0	1	0	1	-3
36	D	GOLDMANN Erich	0	0	0	0	0	-2
10	D	EHRHOFF Christian	1	0	0	0	1	1
19	F	STURM Marco	1	1	1	0	3	0
41	D	KUNCE Daniel	1	0	2	0	3	0
48	F	SOCCIO Leonard	1	2	0	0	3	1
49	F	KATHAN Klaus	0	0	1	0	1	-1
12	D	LUDEMANN Mirko	0	0	1	0	1	0
22	F	REICHEL Martin	0	0	0	0	0	0
26	F	KREUTZER Daniel	0	0	1	0	1	0
27	F	ABSTREITER Tobias	1	0	0	0	1	1
83	F	BENDA Jan	0	1	0	0	1	0
16	F	HYNES Wayne	0	0	0	0	0	0
18	F	LOTH Andreas	0	0	0	0	0	0
31	D	RENZ Andreas	0	0	0	0	0	0
81	F	MACKAY Mark	0	0	0	0	0	0
84	D	SEIDENBERG Dennis	0	0	0	0	0	0
TOTALS			5	6	9	0	20	

Head Coach: ZACH Hans

Group C

R	Team	GP	W	T	L	GF:GA	PTS
1	CZE	1	1	0	0	8:2	2
2	SWE	1	1	0	0	5:2	2
3	CAN	1	0	0	1	2:5	0
4	GER	1	0	0	1	2:8	0

	CAN	CZE	GER	SWE
CAN		18 FEB/16:10	17 FEB/19:00	2:5
CZE	18 FEB/16:10		8:2	17 FEB/16:05
GER	17 FEB/19:00	2:8		18 FEB/19:00
SWE	5:2	17 FEB/16:05	18 FEB/19:00	

LEGEND

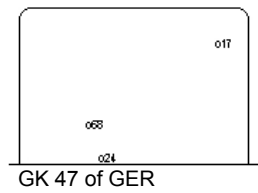
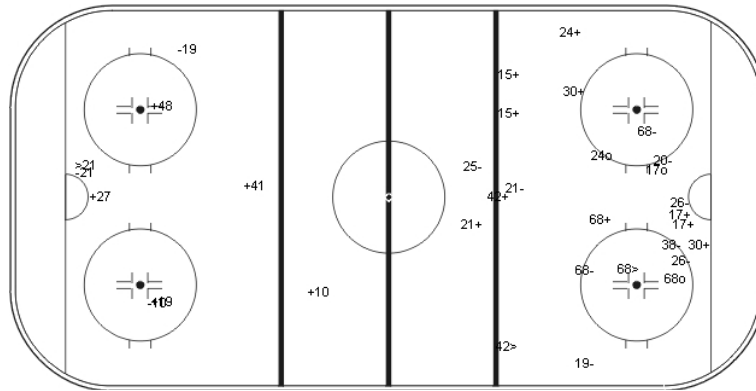

ET/Res	Penalty end time/Result of game	OT	Overtime	SH1	Shorthanded - 1 player
ENG	Empty net goal	Pen.	Penalty	SH2	Shorthanded - 2 players
EQ	Equal strength	PIM	Penalties in minutes	SHG	Shorthanded goals
(G)	Number of goals in tournament	Pos.	Position	SOG	Shots on goal
GA	Goals against		D - Defense	SSG	Shots saved by goalkeeper
GF	Goals for		F - Forward	SVS	Saves
GK	Goalkeeper	PP1	Power play - 1 player	T	Number of games tied
GP	Number of games played	PP2	Power play - 2 players	TS	Total shots by player
GWS	Game winning shot	PPG	Power play goals	TPP	Time on power play
L	Number of games lost	PS	Penalty shot	W	Number of games won
No.	Player number	PTS	Points		
+/-	Net result of positive and negative participation				



ICE HOCKEY MEN, FINAL ROUND, GAME 18
 HOCKEY SUR GLACE HOMMES, TOUR FINALE, MATCH 18

PEAKS FRI 15 FEB 2002 / VEN 15 FEV 2002 START TIME / DÉBUT 19:00

CZE - GER



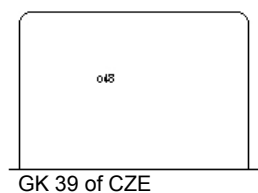
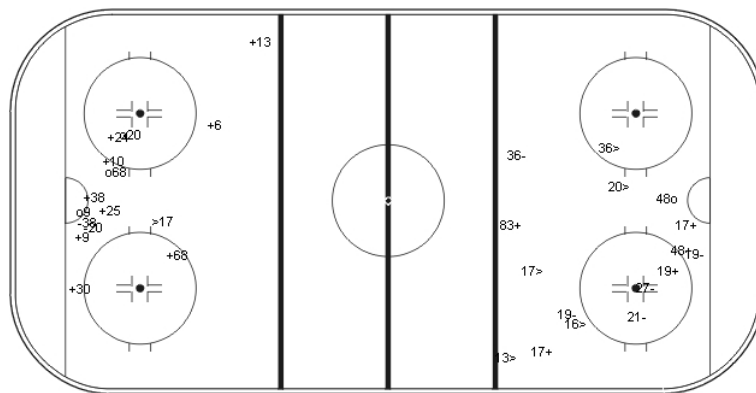
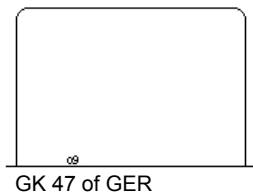
Shots by GER
 Goals (o): 0
 SSP(<): 1

Period: 1

Shots by CZE
 Goals (o): 3
 SSP(>): 2

SSG(+): 5
 SPG(-): 3

SSG(+): 10
 SPG(-): 9



Shots by CZE
 Goals (o): 3
 SSP(<): 1

Period: 2

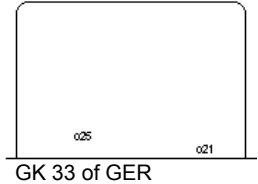
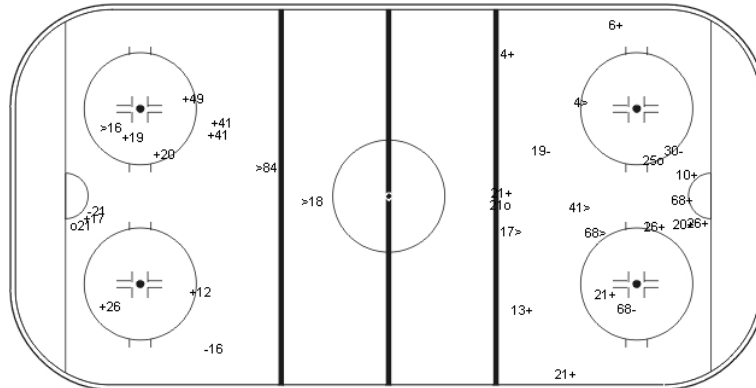
Shots by GER
 Goals (o): 1
 SSP(>): 5

SSG(+): 9
 SPG(-): 2

SSG(+): 5
 SPG(-): 5



GK 39 of CZE



GK 33 of GER

Shots by GER
Goals (o): 1 SSG(+): 8
SSP(<): 3 SPG(-): 2

Period: 3

Shots by CZE
Goals (o): 2 SSG(+): 11
SSP(>): 4 SPG(-): 3

LEGEND

ENG Empty net goal
GK Goalkeeper

SPG Shots past goal
SSG Shots saved by goalkeeper

SSP Shots saved by player



ICE HOCKEY MEN, FINAL ROUND, GAME 18
 HOCKEY SUR GLACE HOMMES, TOUR FINALE, MATCH 18

PEAKS FRI 15 FEB 2002 / VEN 15 FEV 2002 START TIME / DÉBUT 19:00

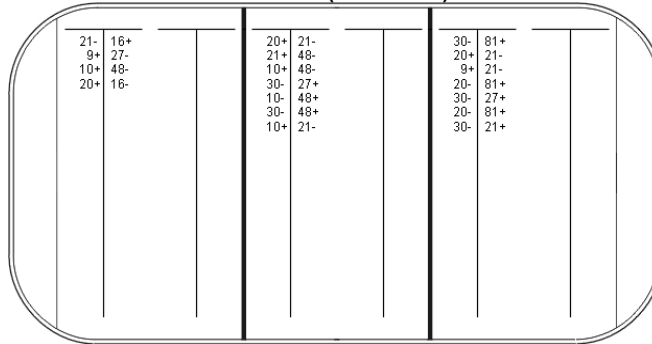
CZE - GER

Face-off by CZE

Period: 1

	Won	Lost
DZ	3	1
MZ	4	3
AZ	2	5
Total	9	9

Period 1 (CZE - GER)



Face-off by GER

Period: 1

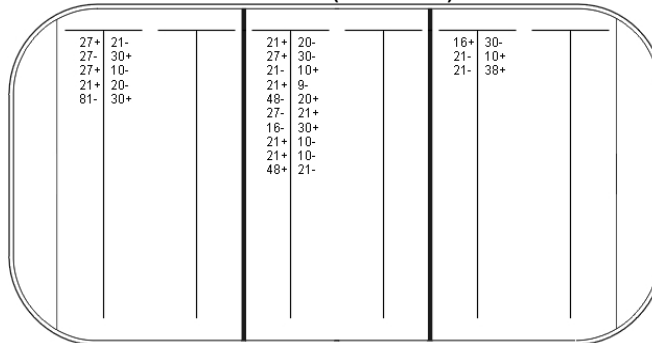
	Won	Lost
DZ	5	2
MZ	3	4
AZ	1	3
Total	9	9

Face-off by GER

Period: 2

	Won	Lost
DZ	3	2
MZ	6	4
AZ	1	2
Total	10	8

Period 2 (GER - CZE)



Face-off by CZE

Period: 2

	Won	Lost
DZ	2	1
MZ	4	6
AZ	2	3
Total	8	10

Game total

	Won	Lost
DZ	8	4
MZ	9	8
AZ	2	5
Total	19	17

Game total


	Won	Lost
DZ	5	2
MZ	8	9
AZ	4	8
Total	17	19

Face-off by CZE

Period: 3

	Won	Lost
DZ	3	1
MZ	3	4
AZ	5	4
Total	11	9

Period 3 (CZE - GER)



Face-off by GER

Period: 3

	Won	Lost
DZ	4	5
MZ	4	3
AZ	1	3
Total	9	11

Game total

	Won	Lost
DZ	8	3
MZ	11	13
AZ	9	12
Total	28	28

Game total

	Won	Lost
DZ	12	9
MZ	13	11
AZ	3	8
Total	28	28

LEGEND

AZ Attack zone

DZ Defensive zone

MZ Middle zone



ICE HOCKEY MEN, FINAL ROUND, GAME 19
HOCKEY SUR GLACE HOMMES, TOUR FINALE, MATCH 19

E CENTER FRI 15 FEB 2002 / VEN 15 FEV 2002 START TIME / DÉBUT 20:45

FIN - USA

Referee

McCREARY Bill (IIHF)

Linesmen

NOWAK Tim (IIHF), NANSEN Derek (IIHF)

Goalkeepers

Team: FIN	
No.	Name
30	NURMINEN Pasi
35	HURME Jani
31	MARKKANEN Jussi (EG)

Team: USA	
No.	Name
1	DUNHAM Mike
30	BARRASSO Tom
35	RICHTER Mike (EG)

Team Line-ups

Team: FIN (WHITE)		
No.	Pos.	Name
8	F	SELANNE Teemu
24	F	KAPANEN Sami
26	F	LEHTINEN Jere
27	D	NUMMINEN Teppo
44	D	NIINIMAA Janne
7	D	BERG Aki-Petteri
10	D	NIEMINEN Ville
17	F	KALLIO Tomi
21	D	LUMME Jyrki
36	F	YLONEN Juha
4	D	TIMONEN Kimmo
5	D	SALO Sami
16	F	HAGMAN Niklas
22	F	ELORANTA Mikko
41	F	AALTO Antti
12	F	JOKINEN Olli
14	F	HELMINEN Raimo
37	F	RUUTU Jarkko
42	F	LIND Juha
Head Coach: ARAVIRTA Hannu		

Team: USA (BLUE)		
No.	Pos.	Name
3	D	RAFALSKI Brian
6	D	HOUSLEY Phil
12	F	ROLSTON Brian
48	F	YOUNG Scott
61	F	YORK Mike
2	D	LEETCH Brian
10	F	LECLAIR John
16	F	HULL Brett
33	D	MILLER Aaron
39	F	WEIGHT Doug
9	F	MODANO Mike
11	F	AMONTE Tony
13	F	GUERIN Bill
20	D	SUTER Gary
24	D	CHELIOS Chris
5	D	POTI Tom
7	F	TKACHUK Keith
18	F	DRURY Chris
28	F	DEADMARSH Adam
97	F	ROENICK Jeremy
Head Coach: BROOKS Herb		

Group D

R	Team	G	W	T	L	GF:GA	PTS
1	RUS	1	1	0	0	6 : 4	2
2	FIN	0	0	0	0	0 : 0	0
2	USA	0	0	0	0	0 : 0	0
4	BLR	1	0	0	1	4 : 6	0

	BLR	FIN	RUS	USA
BLR		16 Sat/16:45	4:6	18 Mon/11:05
FIN	16 Sat/16:45		18 Mon/13:30	15 Fri/20:45
RUS	6:4	18 Mon/13:30		16 Sat/21:30
USA	18 Mon/11:05	15 Fri/20:45	16 Sat/21:30	

LEGEND

EG	Emergency goalkeeper	No.	Player number	R	Rank
G	Number of games played	Pos.	Position	T	Number of games tied
GA	Goals against		D - Defense	W	Number of games won
GF	Goals for		F - Forward		
L	Number of games lost	PTS	Points		



ICE HOCKEY MEN

Round	FINAL ROUND	Venue	E Center	Date	15 Feb 2002	Start	20.46	Spectators	8597	Game no.	19
--------------	-------------	--------------	----------	-------------	-------------	--------------	-------	-------------------	------	-----------------	----

Home team (A) (Jersey colour)		Finland		(WHITE)		Goals											Penalties											
No.	Name	Pos.	L	SOG	#	Time	G	A1	A2	GS	P1	P2	P3	P4	P5	P6	N1	N2	N3	N4	N5	N6	Time	No.	Min	Offence	Start	End
4	TIMONEN Kimmo	D	3	1																			09:55	41	2	INTRF	09:55	11:55
5	SALO Sami	D	3	1																			17:20	17	2	INTRF	17:20	19:20
7	BERG Aki-Petteri	D	2	1																			19:47	4	2	CROSS	19:47	21:47
8*	SELANNE Teemu	C	F	1	4																		45:43	44	2	HOOK	45:43	46:49
10	NIEMINEN Ville	D	2	1																			46:00	22	2	TRIP	46:00	48:00
12	JOKINEN Olli	F	4	0																								
14	HELMINEN Raimo	F	4	0																								
16	HAGMAN Niklas	F	3	3																								
17	KALLIO Tomi	F	2	1																								
21	LUMME Jyrki	D	2	1																								
22	ELORANTA Mikko	F	3	1																								
24*	KAPANEN Sami	A	F	1	1																							
26*	LEHTINEN Jere	F	1	3																								
27*	NUMMINEN Teppo	A	D	1	2																							
30	NURMINEN Pasi	GK		0																								
31	MARKKANEN Jussi	EG		0																								
35*	HURME Jani	GK		0																								
36	YLONEN Juha	F	2	0																								
37	RUUTU Jarkko	F	4	0																								
41	AALTO Antti	F	3	0																								
42	LIND Juha	F	4	2																								
44*	NIINIMAA Janne	D	1	1																								

Team Manager: RIIHIRANTA Heikki Head Coach: ARAVIRTA Hannu Assistant Coach: KURRI Jari

Visiting team (B) (Jersey colour)		USA		(BLUE)		Goals											Penalties											
No.	Name	Pos.	L	SOG	#	Time	G	A1	A2	GS	P1	P2	P3	P4	P5	P6	N1	N2	N3	N4	N5	N6	Time	No.	Min	Offence	Start	End
1*	DUNHAM Mike	GK		0	1	29:45	48	12	20	EQ	1	12	20	24	28	48	4	16	17	21	35	41	23:05	24	2	CROSS	23:05	25:05
2	LEETCH Brian	D	2	2	2	36:16	10	16		EQ	1	3	6	10	16	39	8	24	26	27	35	44	27:24	5	2	HI-ST	27:24	29:24
3	RAFALSKI Brian	D	1	1	3	37:45	7	97	2	EQ	1	2	3	7	18	97	4	5	16	22	35	41	33:14	9	2	INTRF	33:14	35:14
5	POTI Tom	D	4	1	4	46:49	10	2		PP2	1	2	3	10	16	39	4	5	35	36			39:17	39	2	TRIP	39:17	41:17
6	HOUSLEY Phil	D	1	4	5	51:23	10	16	39	EQ	1	3	6	10	16	39	4	5	8	24	26	35	51:59	7	2	INTRF	51:59	53:59
7	TKACHUK Keith	F	4	7	6	54:14	13	6		EQ	1	6	7	13	18	24	7	16	21	22	35	36						
9*	MODANO Mike	F	3	0																								
10	LECLAIR John	F	2	5																								
11*	AMONTE Tony	F	3	3																								
12	ROLSTON Brian	F	1	0																								
13*	GUERIN Bill	F	3	3																								
16	HULL Brett	F	2	5																								
18	DRURY Chris	F	4	0																								
20*	SUTER Gary	D	3	3																								
24*	CHELIOS Chris	C	D	3	2																							
28	DEADMARSH Adam	F	4	0																								
30	BARRASSO Tom	GK		0																								
33	MILLER Aaron	D	2	1																								
35	RICHTER Mike	EG		0																								
39	WEIGHT Doug	F	2	0																								
48	YOUNG Scott	F	1	1																								
61	YORK Mike	F	1	0																								
97	ROENICK Jeremy	F	4	1																								

Team Manager: PATRICK Craig Head Coach: BROOKS Herb Assistant Coach: CUNNIFF John

Game Summary											Saves						Goalkeeper Records						Goalkeeper Changes		
P	G A:B	SOG A:B	PIM A:B	PPGF A:B	SHGF A:B	GKA1	GKA2	EGA	GKB1	GKB2	EGB	GKA	MIP	GA	GKB	MIP	GA	Time	GKA	GKB					
1	0:0	4:13	6:0	0:0	0:0	13	0	0	4	0	0	35	60:00	6	1	60:00	0	00:00	35	1					
2	0:3	8:11	0:8	0:0	0:0	8	0	0	8	0	0							60:00	--	--					
3	0:3	11:15	4:2	0:1	0:0	12	0	0	11	0	0														
OVT																		Start of game: 20:46		End of game: 22:44					
GWS																		Time-out A:		Time-out B:					
Total	0:6	23:39	10:10	0:1	0:0	33	0	0	23	0	0							Game Supervisor: FAGERLUND Rikard							



Referee	McCREARY Bill	Linesman	NOWAK Tim	Goal Judge	LAUFF Rudolf	Video GJ	KOMMISSAROV Ko
Scorekeeper	EBERT Bob	Linesman	NANSEN Derek	Goal Judge	BLUMEL Petr	Game Timekeeper	ZITO Bob
Sign. Manager B	Sign. Manager A		Sign. Scorekeeper		Sign. Referee		

Event	Abbreviation of the tournament (e.g. WSA, W18C, WWSB, or W20D...)	Abbreviation	Explanations of penalty abbreviations	Code
Place	Name of the city or the ice rink the games takes place	ABUSE	Abuse of officials	01
Date	Date the games take place	BD-CK	Body Checking (female hockey only)	02
Start	Time the beginning of the game is announced in the schedule	BENCH	Bench Minor Penalty	03
Spectators	Number of spectators	BOARD	Boarding	04
Game No.	Number of the game announced in the schedule	BUT-E	Butt-Ending	05
Home Team (A)	Abbreviation of the home team (e.g. SUI, USA...)	CHARG	Charging	06
Visiting Team (B)	Abbreviation of the visiting team (e.g. SUI, USA...)	CHE-B	Checking from behind	07
No.	Jersey number of the player (* = Starts the game)	CROSS	Cross-checking	08
Family and given name	Name of the player, followed by comma, and given name(s); add BP = Best player of the game, C = Captain or A = Assistant Captain	DELAY	Delaying the game	09
(+BP+C/A)		DIS-N	Goal being deliberately knocked	10
Pos	Position (GK = Goalkeeper, EG = Emergency Goalkeeper, D = Defenseman, F = Forward)	ELBOW	Elbowing	11
L	Number of lineup (1 = first line, 2 = second line, 3 = third line, 4= fourth line)	FISTI	Fisticuffs	12
SoG	Sum of shots on goal (shots saved by goalie plus scored goals) of this player	GA-MI	Game misconduct penalty	13
#	Number of goal (- for missed penaltyshot)	GR-MI	Gross misconduct penalty	14
Time	Time the goal is scored	HI-ST	High Sticking	15
G	Jersey number of the player scoring the goal	HOLD	Holding	16
A1	Jersey number of the first assist	HOOK	Hooking	17
A2	Jersey number of the second assist	HO-ST	Holding the stick	18
GS	Game situation (EQ = equal, PP1 = power play 5:4 or 4:3, PP2 = power play 5:3, SH1 = shorthanded 4:5 or 3:4, SH2 = shorthanded 3:5, PS = penalty shot, GWS = game winning shot)	IL-EQ	Illegal Equipment	19
P1 P2 P3 P4 P5 P6	Positive participation (all players on ice of the goal scoring team)	INTRF	Interference	20
N1 N2 N3 N4 N5 N6	Negative participation (all players on ice of the goal receiving team)	KNEE	Kneeing	21
Time	Time the penalty is called by the referee	MATCH	Match penalty	22
No.	Jersey number of the penalized player	MISC	Misconduct penalty	23
Offence	Abbreviation of penalty (explanation see next column)	OTHER	Other Offences	24
Start	Time the penalty starts	P-SHOT	Penalty shot	25
End	Time the penalty ends	ROUGH	Roughing	26
Team Manager	Name and given name of the team manager	SLASH	Slashing	27
Head Coach	Name and given name of the head coach	SPEAR	Spearing	28
Assistant Coach	Name and given name of the assistant coach	TOO-M	Too many players on ice	29
Period	Period 1, 2, 3, OVT = overtime, GWS = game winning shots	TRIP	Tripping	30
Total	Total sum of all entries in the columns	UN-SP	Unsportsmanlike Conduct	31
G:A:B	Number of goals scored by team A : team B (depending on period)			
SOG A:B	Number of shots on goal plus scored by team A : team B (depending on period)			
PIM A:B	Number of penalty minutes for team A : team B (depending on period)			
PPGF A:B	Number of power play goals scored by team A : team B (depending on period)			
SHGF A:B	Number of shorthanded goals scored by team A : team B (depending on period)			
GKA1	Sum of shots saved by the first goalie of team A (depending on period)			
GKA2	Sum of shots saved by the second goalie of team A (depending on period)			
EGA	Sum of shots saved by the emergency goalie of team A (depending on period)			
GKB1	Sum of shots saved by the first goalie of team B (depending on period)			
GKB2	Sum of shots saved by the second goalie of team B (depending on period)			
EGB	Sum of shots saved by the emergency goalie of team B (depending on period)			
GKA	Jersey numbers of the goalies of team A			
GKB	Jersey numbers of the goalies of team B			
MIP	Minutes in play for each goalie			
GA	Goals against for each goalie			
Start of game	Time the game really starts			
End of game	Time the game really ends			
Timeout A	Time the home team takes a 30 seconds timeout			
Timeout B	Time the visiting team takes a 30 seconds timeout			
Game Supervisor	Name of the game supervisor			
Time	Time the goalie comes in or goes out			
GKA	Jersey number of the goalie of team A coming in (- for leaving)			
GKB	Jersey number of the goalie of team B coming in (- for leaving)			
Referee	Name and given name of the referee for this game			
Scorekeeper	Name and given name of the scorekeeper for this game			
Linesman	Name and given name of the linesman for this game			
Goal Judge	Name and given name of the goal judge for this game			
Timekeeper	Name and given name of the timekeeper for this game			
Sign.	Signature of Referee, Scorekeeper, Manager of Team A and Manager of Team B			
A	Jersey number of the player of team A (Marked with * when he starts the game winning			
B	Jersey number of the player of team B (Marked with * when he starts the game winning			
GKA	Goalie of team A for this game winning shot			
GKB	Goalie of team B for this game winning shot			
GF:GA	Goals scored after this game winning shot of each team			

Time	GKA	GKB

Game Winning Shots

A	B	GKA	GKB	Score	A	B	GKA	GKB	Score	A	B	GKA	GKB	Score	A	B	GKA	GKB	Score	A	B	GKA	GKB	Score

Notes:



ICE HOCKEY MEN, FINAL ROUND, GAME 19
HOCKEY SUR GLACE HOMMES, TOUR FINALE, MATCH 19

E CENTER FRI 15 FEB 2002 / VEN 15 FEV 2002 START TIME / DÉBUT 20:46

FIN - USA 0-6 (0-0, 0-3, 0-3)

Spectators	Referee	Linesmen
8597	McCREARY Bill (IIHF)	NOWAK Tim (IIHF), NANSEN Derek (IIHF)

Team Statistics

Period	Score	SVS	SOG	PIM	TPP	PPG	SHG
1	0 : 0	13 : 4	4 : 13	6 : 0	0:00 : 4:13	0 : 0	0 : 0
2	0 : 3	8 : 8	8 : 11	0 : 8	6:43 : 1:47	0 : 0	0 : 0
3	0 : 3	12 : 11	11 : 15	4 : 2	3:17 : 2:17	0 : 1	0 : 0
Total	0 : 6	33 : 23	23 : 39	10 : 10	10:00 : 8:17	0 : 1	0 : 0

1st Period

Action	Time	ET/Res	Team	Type	No.	Name	(G) Name of Assistant(s) / Action Description
GK	00:00		FIN		35	HURME J	
GK	00:00		USA		1	DUNHAM M	
Penalty	09:55	11:55	FIN	2 min.	41	AALTO A	-Interference
Penalty	17:20	19:20	FIN	2 min.	17	KALLIO T	-Interference
Penalty	19:47	21:47	FIN	2 min.	4	TIMONEN K	-Cross-checking

2nd Period

Action	Time	ET/Res	Team	Type	No.	Name	(G) Name of Assistant(s) / Action Description
GK	20:00		FIN		35	HURME J	
GK	20:00		USA		1	DUNHAM M	
Penalty	23:05	25:05	USA	2 min.	24	CHELIOS C	-Cross-checking
Penalty	27:24	29:24	USA	2 min.	5	POTI T	-Highsticking
Goal	29:45	0:1	USA	EQ	48	YOUNG S	(1) 12 ROLSTON B 20 SUTER G On ice FIN 35 4 16 17 21 41 USA 1 12 20 24 28 48
Penalty	33:14	35:14	USA	2 min.	9	MODANO M	-Interference
Goal	36:16	0:2	USA	EQ	10	LECLAIR J	(1) 16 HULL B On ice FIN 35 8 24 26 27 44 USA 1 3 6 10 16 39
Goal	37:45	0:3	USA	EQ	7	TKACHUK K	(1) 97 ROENICK J 2 LEETCH B On ice FIN 35 4 5 16 22 41 USA 1 2 3 7 18 97
Penalty	39:17	41:17	USA	2 min.	39	WEIGHT D	-Tripping

3rd Period

Action	Time	ET/Res	Team	Type	No.	Name	(G) Name of Assistant(s) / Action Description
GK	40:00		FIN		35	HURME J	
GK	40:00		USA		1	DUNHAM M	
Penalty	45:43	46:49	FIN	2 min.	44	NIINIMAA J	-Hooking
Penalty	46:00	48:00	FIN	2 min.	22	ELORANTA M	-Tripping
Goal	46:49	0:4	USA	PP2	10	LECLAIR J	(2) 2 LEETCH B On ice FIN 35 4 5 36 USA 1 2 3 10 16 39
Goal	51:23	0:5	USA	EQ	10	LECLAIR J	(3) 16 HULL B 39 WEIGHT D On ice FIN 35 4 5 8 24 26 USA 1 3 6 10 16 39
Penalty	51:59	53:59	USA	2 min.	7	TKACHUK K	-Interference
Goal	54:14	0:6	USA	EQ	13	GUERIN B	(1) 6 HOUSLEY P On ice FIN 35 7 16 21 22 36 USA 1 6 7 13 18 24



Goalkeeper Records

Team: FIN - Finland			
No.	Goalkeepers	SOG	SVS
35	HURME Jani	39	33
30	NURMINEN Pasi	0	0

Team: USA - USA			
No.	Goalkeepers	SOG	SVS
	DUNHAM Mike	23	
30	BARRASSO Tom	0	0

Shots & Plus-Minus

Team: FIN - Finland								
No.	Pos.	Player	1	2	3	OT	TS	+/-
8	F	SELANNE Teemu	0	1	3	0	4	-2
24	F	KAPANEN Sami	1	0	0	0	1	-2
26	F	LEHTINEN Jere	1	2	0	0	3	-2
27	D	NUMMINEN Teppo	0	1	1	0	2	-1
44	D	NIINIMAA Janne	0	1	0	0	1	-1
7	D	BERG Aki-Petteri	0	0	1	0	1	-1
10	D	NIEMINEN Ville	0	1	0	0	1	0
17	F	KALLIO Tomi	0	0	1	0	1	-1
21	D	LUMME Jyrki	0	0	1	0	1	-2
36	F	YLONEN Juha	0	0	0	0	0	-1
4	D	TIMONEN Kimmo	0	0	1	0	1	-3
5	D	SALO Sami	0	1	0	0	1	-2
16	F	HAGMAN Niklas	0	0	3	0	3	-3
22	F	ELORANTA Mikko	1	0	0	0	1	-2
41	F	AALTO Antti	0	0	0	0	0	-2
12	F	JOKINEN Olli	0	0	0	0	0	0
14	F	HELMINEN Raimo	0	0	0	0	0	0
37	F	RUUTU Jarkko	0	0	0	0	0	0
42	F	LIND Juha	1	1	0	0	2	0
TOTALS			4	8	11	0	23	

Head Coach: ARAVIRTA Hannu

Team: USA - USA								
No.	Pos.	Player	1	2	3	OT	TS	+/-
3	D	RAFALSKI Brian	0	0	1	0	1	3
6	D	HOUSLEY Phil	4	0	0	0	4	3
12	F	ROLSTON Brian	0	0	0	0	0	1
48	F	YOUNG Scott	0	1	0	0	1	1
61	F	YORK Mike	0	0	0	0	0	0
2	D	LEETCH Brian	0	0	2	0	2	1
10	F	LECLAIR John	1	2	2	0	5	2
16	F	HULL Brett	1	4	0	0	5	2
33	D	MILLER Aaron	0	0	1	0	1	0
39	F	WEIGHT Doug	0	0	0	0	0	2
9	F	MODANO Mike	0	0	0	0	0	0
11	F	AMONTE Tony	0	1	2	0	3	0
13	F	GUERIN Bill	1	0	2	0	3	1
20	D	SUTER Gary	2	0	1	0	3	1
24	D	CHELIOS Chris	1	1	0	0	2	2
5	D	POTI Tom	1	0	0	0	1	0
7	F	TKACHUK Keith	2	2	3	0	7	2
18	F	DRURY Chris	0	0	0	0	0	2
28	F	DEADMARSH Adam	0	0	0	0	0	1
97	F	ROENICK Jeremy	0	0	1	0	1	1
TOTALS			13	11	15	0	39	

Head Coach: BROOKS Herb

Group D

R	Team	GP	W	T	L	GF:GA	PTS
1	USA	1	1	0	0	6:0	2
2	RUS	1	1	0	0	6:4	2
3	BLR	1	0	0	1	4:6	0
4	FIN	1	0	0	1	0:6	0

	BLR	FIN	RUS	USA
BLR		16 FEB/16:45	4:6	18 FEB/11:05
FIN	16 FEB/16:45		18 FEB/13:30	0:6
RUS	6:4	18 FEB/13:30		16 FEB/21:30
USA	18 FEB/11:05	6:0	16 FEB/21:30	

LEGEND

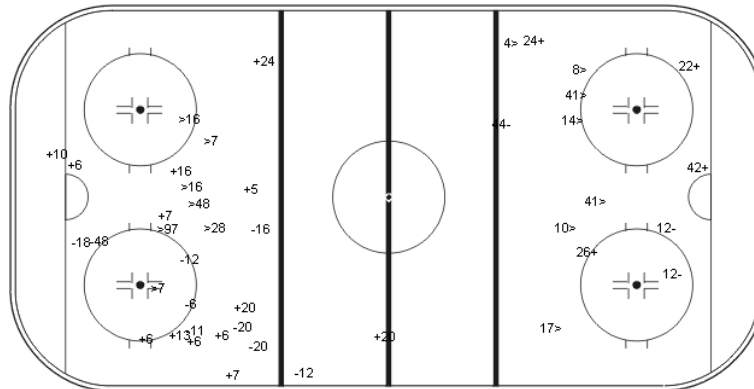

ET/Res	Penalty end time/Result of game	OT	Overtime	SH1	Shorthanded - 1 player
ENG	Empty net goal	Pen.	Penalty	SH2	Shorthanded - 2 players
EQ	Equal strength	PIM	Penalties in minutes	SHG	Shorthanded goals
(G)	Number of goals in tournament	Pos.	Position	SOG	Shots on goal
GA	Goals against		D - Defense	SSG	Shots saved by goalkeeper
GF	Goals for		F - Forward	SVS	Saves
GK	Goalkeeper	PP1	Power play - 1 player	T	Number of games tied
GP	Number of games played	PP2	Power play - 2 players	TS	Total shots by player
GWS	Game winning shot	PPG	Power play goals	TPP	Time on power play
L	Number of games lost	PS	Penalty shot	W	Number of games won
No.	Player number	PTS	Points		
+/-	Net result of positive and negative participation				



ICE HOCKEY MEN, FINAL ROUND, GAME 19
 HOCKEY SUR GLACE HOMMES, TOUR FINALE, MATCH 19

E CENTER FRI 15 FEB 2002 / VEN 15 FEV 2002 START TIME / DÉBUT 20:46

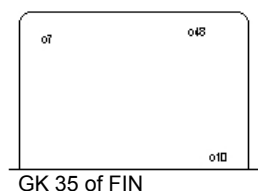
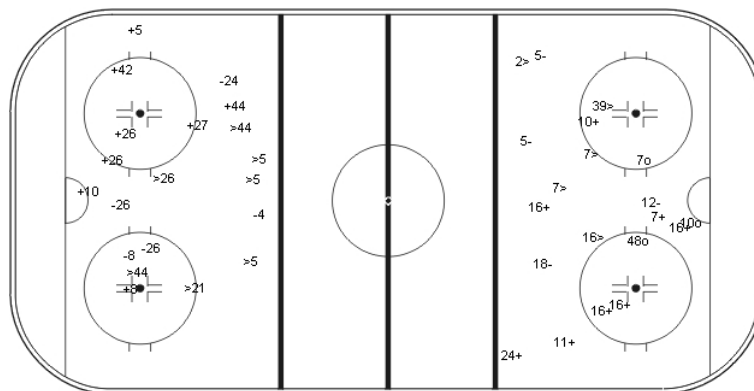
FIN - USA



Shots by USA
 Goals (o): 0 SSG(+): 13
 SSP(<): 7 SPG(-): 9

Period: 1

Shots by FIN
 Goals (o): 0 SSG(+): 4
 SSP(>): 7 SPG(-): 3



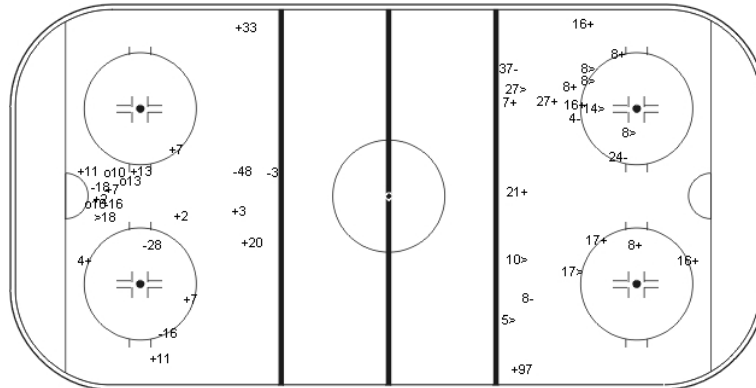
Shots by FIN
 Goals (o): 0 SSG(+): 8
 SSP(<): 7 SPG(-): 5

Period: 2

Shots by USA
 Goals (o): 3 SSG(+): 8
 SSP(>): 5 SPG(-): 4



GK 35 of FIN



GK 1 of USA

Shots by USA
 Goals (o): 3 SSG(+): 12
 SSP(<): 1 SPG(-): 6

Period: 3

Shots by FIN
 Goals (o): 0 SSG(+): 11
 SSP(>): 8 SPG(-): 4

LEGEND

ENG Empty net goal
GK Goalkeeper

SPG Shots past goal
SSG Shots saved by goalkeeper

SSP Shots saved by player



ICE HOCKEY MEN, FINAL ROUND, GAME 19
HOCKEY SUR GLACE HOMMES, TOUR FINALE, MATCH 19

E CENTER FRI 15 FEB 2002 / VEN 15 FEV 2002 START TIME / DÉBUT 20:46

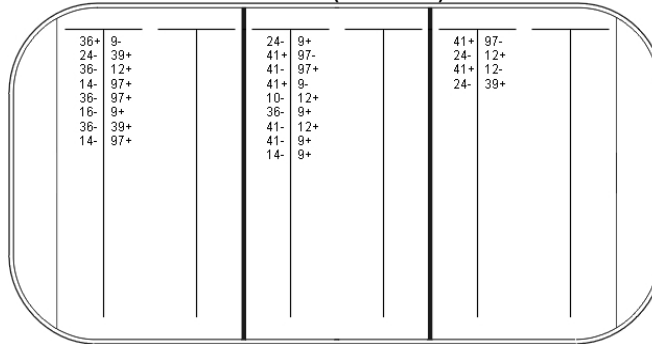
FIN - USA

Face-off by FIN

Period: 1

	Won	Lost
DZ	1	7
MZ	2	7
AZ	2	2
Total	5	16

Period 1 (FIN - USA)



Face-off by USA

Period: 1

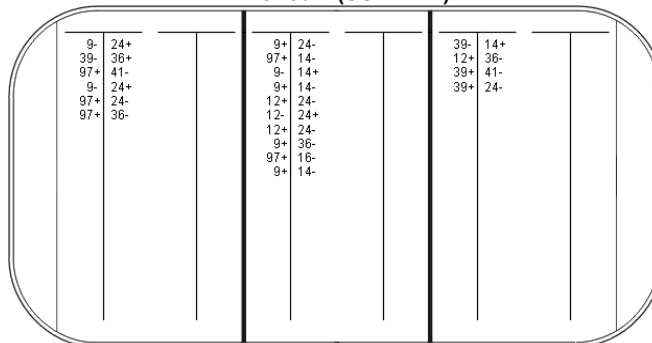
	Won	Lost
DZ	2	2
MZ	7	2
AZ	7	1
Total	16	5

Face-off by USA

Period: 2

	Won	Lost
DZ	3	3
MZ	8	2
AZ	3	1
Total	14	6

Period 2 (USA - FIN)



Face-off by FIN

Period: 2

	Won	Lost
DZ	1	3
MZ	2	8
AZ	3	3
Total	6	14

Game total

	Won	Lost
DZ	5	5
MZ	15	4
AZ	10	2
Total	30	11

Game total


	Won	Lost
DZ	2	10
MZ	4	15
AZ	5	5
Total	11	30

Face-off by FIN

Period: 3

	Won	Lost
DZ	2	4
MZ	2	4
AZ	3	3
Total	7	11

Period 3 (FIN - USA)



Face-off by USA

Period: 3

	Won	Lost
DZ	3	3
MZ	4	2
AZ	4	2
Total	11	7

Game total

	Won	Lost
DZ	4	14
MZ	6	19
AZ	8	8
Total	18	41

Game total

	Won	Lost
DZ	8	8
MZ	19	6
AZ	14	4
Total	41	18

LEGEND

AZ Attack zone

DZ Defensive zone

MZ Middle zone



ICE HOCKEY MEN, FINAL ROUND, GAME 20
HOCKEY SUR GLACE HOMMES, TOUR FINALE, MATCH 20

E CENTER SAT 16 FEB 2002 / SAM 16 FEV 2002 START TIME / DÉBUT 16:45

FIN - BLR

Referee

LARUE Dennis (IIHF)

Linesmen

CVIK Mike (IIHF), LAUFF Rudolf (IIHF)

Goalkeepers

Team: FIN	
No.	Name
30	NURMINEN Pasi
31	MARKKANEN Jussi
35	HURME Jani (EG)

Team: BLR	
No.	Name
2	SHABANOV Sergei
31	MEZIN Andrei
33	FATIKOV Leonid (EG)

Team Line-ups

Team: FIN (WHITE)		
No.	Pos.	Name
4	D	TIMONEN Kimmo
8	F	SELANNE Teemu
26	F	LEHTINEN Jere
27	D	NUMMINEN Teppo
41	F	AALTO Antti
7	D	BERG Aki-Petteri
10	D	NIEMINEN Ville
21	D	LUMME Jyrki
24	F	KAPANEN Sami
36	F	YLONEN Juha
5	D	SALO Sami
12	F	JOKINEN Olli
16	F	HAGMAN Niklas
17	F	KALLIO Tomi
44	D	NIINIMAA Janne
14	F	HELMINEN Raimo
22	F	ELORANTA Mikko
37	F	RUUTU Jarkko
42	F	LIND Juha
Head Coach: ARAVIRTA Hannu		

Team: BLR (RED)		
No.	Pos.	Name
3	D	KHMYL Oleg
14	F	PANKOV Vasily
17	F	KALYUZHNY Aleksei
23	D	SALEI Ruslan
32	F	PANKOV Dmitry
13	F	KOVALEV Andrei
24	F	DUDIK Dmitry
27	D	ZHURIK Aleksandr
30	D	KOPAT Vladimir
37	F	RASOLKO Andrei
4	D	MAKRITSKY Aleksandr
9	F	ANDRIEVSKY Aleksandr
11	F	BEKBULATOV Vadim
18	F	ANTONENKO Oleg
26	D	STAS Serguei
5	D	ROMANOV Oleg
6	D	MATUSHKIN Igor
21	D	MIKULCHIK Oleg
Head Coach: KRIKUNOV Vladimir		

Group D

R	Team	G	W	T	L	GF:GA	PTS
1	USA	1	1	0	0	6:0	2
2	RUS	1	1	0	0	6:4	2
3	BLR	1	0	0	1	4:6	0
4	FIN	1	0	0	1	0:6	0

	BLR	FIN	RUS	USA
BLR		16 Sat/16:45	4:6	18 Mon/11:05
FIN	16 Sat/16:45		18 Mon/13:30	0:6
RUS	6:4	18 Mon/13:30		16 Sat/21:30
USA	18 Mon/11:05	6:0	16 Sat/21:30	

LEGEND

EG	Emergency goalkeeper	No.	Player number	R	Rank
G	Number of games played	Pos.	Position	T	Number of games tied
GA	Goals against		D - Defense	W	Number of games won
GF	Goals for		F - Forward		
L	Number of games lost	PTS	Points		



ICE HOCKEY MEN

Round	FINAL ROUND	Venue	E Center	Date	16 Feb 2002	Start	16.45	Spectators	8599	Game no.	20
-------	-------------	-------	----------	------	-------------	-------	-------	------------	------	----------	----

Home team (A) (Jersey colour)		Finland (WHITE)			Goals																Penalties								
No.	Name	Pos.	L	SOG	#	Time	G	A1	A2	GS	P1	P2	P3	P4	P5	P6	N1	N2	N3	N4	N5	N6	Time	No.	Min	Offence	Start	End	
4*	TIMONEN Kimmo	D	1	5	1	01:30	12	16	44	EQ	5	12	16	17	30	44	2	4	9	11	18	26	09:52	24	2	INTRF	09:52	11:52	
5	SALO Sami	D	3	1	2	14:53	8	26	27	PP1	8	24	26	27	30	44	2	3	13	23	37		17:30	26	2	TRIP	17:30	19:30	
7	BERG Aki-Petteri	D	2	1	3	16:24	12	17		EQ	5	12	16	17	30	44	4	5	6	21	26	31	19:52	7	2	ROUGH	19:52	21:52	
8*	SELANNE Teemu	C	F	1	6	4	24:55	8	26		EQ	4	8	10	26	27	30	5	6	21	27	30	41:56	10	2	INTRF	41:56	43:54	
10	NIEMINEN Ville	D	2	0	5	25:43	24	10	44	EQ	10	21	24	30	36	44	3	13	23	24	31	37	58:06	24	2	TRIP	58:06	60:00	
12	JOKINEN Olli	F	3	3	6	29:26	17	21	16	EQ	7	12	16	17	21	30	3	14	17	23	31	32							
14	HELMINEN Raimo	F	4	2	7	49:21	7	14		EQ	7	14	21	30	37	42	4	6	21	27	30	31							
16	HAGMAN Niklas	F	3	0	8	54:39	22	4		EQ	4	8	22	27	30	36	3	14	17	27	31	32							
17	KALLIO Tomi	F	3	6																									
21	LUMME Jyrki	D	2	1																									
22	ELORANTA Mikko	F	4	1																									
24	KAPANEN Sami	A	F	2	5																								
26*	LEHTINEN Jere	F	1	2																									
27*	NUMMINEN Teppo	A	D	1	2																								
30*	NURMINEN Pasi	GK		0																									
31	MARKKANEN Jussi	GK		0																									
35	HURME Jani	EG		0																									
36	YLONEN Juha	F	2	2																									
37	RUUTU Jarkko	F	4	1																									
41*	AALTO Antti	F	1	0																									
42	LIND Juha	F	4	0																									
44	NIINIMAA Janne	D	3	1																									
Team Manager:	RIIHIRANTA Heikki			Head Coach:	ARAVIRTA Hannu			Assistant Coach:	NOKELAJEN Esko																				

Visiting team (B) (Jersey colour)		Belarus (RED)			Goals																Penalties								
No.	Name	Pos.	L	SOG	#	Time	G	A1	A2	GS	P1	P2	P3	P4	P5	P6	N1	N2	N3	N4	N5	N6	Time	No.	Min	Offence	Start	End	
2*	SHABANOV Sergei	GK		0	1	43:54	14	23	32	PP1	3	14	17	23	31	32	4	14	27	30	42		08:14	26	2	INTRF	08:14	10:14	
3*	KHYML Oleg	A	D	1	2																			14:06	26	2	ROUGH	14:06	14:53
4	MAKRITSKY Aleksandr	D	3	0																				30:03	27	2	CROSS	30:03	32:03
5	ROMANOV Oleg	D	4	1																				34:40	11	2	HOLD	34:40	36:40
6	MATUSHKIN Igor	D	4	0																									
9	ANDRIEVSKY Aleksandr	C	F	3	3																								
11	BEKBULATOV Vadim	F	3	3																									
13	KOVALEV Andrei	F	2	1																									
14*	PANKOV Vasily	F	1	3																									
17*	KALYUZHNY Aleksei	F	1	1																									
18	ANTONENKO Oleg	F	3	1																									
21	MIKULCHIK Oleg	D	4	0																									
23*	SALEI Ruslan	D	1	1																									
24	DUDIK Dmitry	F	2	2																									
26	STAS Serguei	D	3	0																									
27	ZHURIK Aleksandr	D	2	0																									
30	KOPAT Vladimir	D	2	0																									
31	MEZIN Andrei	GK		1																									
32*	PANKOV Dmitry	F	1	0																									
33	FATIKOV Leonid	EG		0																									
37	RASOLKO Andrei	F	2	2																									
Team Manager:	LESHCHIK Alexander			Head Coach:	KRUKUNOV Vladimir			Assistant Coach:	BELIAYEV Anatoli																				

Game Summary						Saves						Goalkeeper Records						Goalkeeper Changes		
P	G A:B	SOG A:B	PIM A:B	PPGF A:B	SHGF A:B	GKA1	GKA2	EGA	GKB1	GKB2	EGB	GKA	MIP	GA	GKB	MIP	GA	Time	GKA	GKB
1	3:0	14:4	6:4	1:0	0:0	4	0	0	8	3	0	30	60:00	1	2	14:53	2	00:00	30	2
2	3:0	15:6	0:4	0:0	0:0	6	0	0	0	12	0			31	45:07	6		14:53	30	31
3	2:1	10:11	4:0	0:1	0:0	10	0	0	0	8	0							60:00	--	--
OVT												Start of game: 16:45 End of game: 18:43								
GWS												Time-out A:			Time-out B:					
Total	8:1	39:21	10:8	1:1	0:0	20	0	0	8	23	0	Game Supervisor: SUBRT Miroslav								



Referee LARUE Dennis	Linesman CVIK Mike	Goal Judge LORDS Harry	Video GJ HARRIS Wallis Jam
Scorekeeper EBERT Bob	Linesman LAUFF Rudolf	Goal Judge GREEN Bill	Game Timekeeper ZITO Bob
Sign. Manager B	Sign. Manager A	Sign. Scorekeeper	Sign. Referee

Event	Abbreviation of the tournament (e.g. WSA, W18C, WWSB, or W20D...)	Abbreviation	Explanations of penalty abbreviations	Code
Place	Name of the city or the ice rink the games takes place	ABUSE	Abuse of officials	01
Date	Date the games take place	BD-CK	Body Checking (female hockey only)	02
Start	Time the beginning of the game is announced in the schedule	BENCH	Bench Minor Penalty	03
Spectators	Number of spectators	BOARD	Boarding	04
Game No.	Number of the game announced in the schedule	BUT-E	Butt-Ending	05
Home Team (A)	Abbreviation of the home team (e.g. SUI, USA...)	CHARG	Charging	06
Visiting Team (B)	Abbreviation of the visiting team (e.g. SUI, USA...)	CHE-B	Checking from behind	07
No.	Jersey number of the player (* = Starts the game)	CROSS	Cross-checking	08
Family and given name (+BP+C/A)	Name of the player, followed by comma, and given name(s); add BP = Best player of the game, C = Captain or A = Assistant Captain	DELAY	Delaying the game	09
Pos	Position (GK = Goalkeeper, EG = Emergency Goalkeeper, D = Defenseman, F = Forward)	DIS-N	Goal being deliberately knocked	10
L	Number of lineup (1 = first line, 2 = second line, 3 = third line, 4= fourth line)	ELBOW	Elbowing	11
SoG	Sum of shots on goal (shots saved by goalie plus scored goals) of this player	FISTI	Fisticuffs	12
#	Number of goal (-- for missed penaltyshot)	GA-MI	Game misconduct penalty	13
Time	Time the goal is scored	GR-MI	Gross misconduct penalty	14
G	Jersey number of the player scoring the goal	HI-ST	High Sticking	15
A1	Jersey number of the first assist	HOLD	Holding	16
A2	Jersey number of the second assist	HOOK	Hooking	17
GS	Game situation (EQ = equal, PP1 = power play 5:4 or 4:3, PP2 = power play 5:3, SH1 = shorthanded 4:5 or 3:4, SH2 = shorthanded 3:5, PS = penalty shot, GWS = game winning shot)	HO-ST	Holding the stick	18
P1 P2 P3 P4 P5 P6	Positive participation (all players on ice of the goal scoring team)	IL-EQ	Illegal Equipment	19
N1 N2 N3 N4 N5 N6	Negative participation (all players on ice of the goal receiving team)	INTRF	Interference	20
Time	Time the penalty is called by the referee	KNEE	Kneeing	21
No.	Jersey number of the penalized player	MATCH	Match penalty	22
Offence	Abbreviation of penalty (explanation see next column)	MISC	Misconduct penalty	23
Start	Time the penalty starts	OTHER	Other Offences	24
End	Time the penalty ends	P-SHOT	Penalty shot	25
Team Manager	Name and given name of the team manager	ROUGH	Roughing	26
Head Coach	Name and given name of the head coach	SLASH	Slashing	27
Assistant Coach	Name and given name of the assistant coach	SPEAR	Spear	28
Period	Period 1, 2, 3, OVT = overtime, GWS = game winning shots	TOO-M	Too many players on ice	29
Total	Total sum of all entries in the columns	TRIP	Tripping	30
G:A:B	Number of goals scored by team A : team B (depending on period)	UN-SP	Unsportsmanlike Conduct	31
SOG A:B	Number of shots on goal plus scored by team A : team B (depending on period)			
PIM A:B	Number of penalty minutes for team A : team B (depending on period)			
PPGF A:B	Number of power play goals scored by team A : team B (depending on period)			
SHGF A:B	Number of shorthanded goals scored by team A : team B (depending on period)			
GKA1	Sum of shots saved by the first goalie of team A (depending on period)			
GKA2	Sum of shots saved by the second goalie of team A (depending on period)			
EGA	Sum of shots saved by the emergency goalie of team A (depending on period)			
GKB1	Sum of shots saved by the first goalie of team B (depending on period)			
GKB2	Sum of shots saved by the second goalie of team B (depending on period)			
EGB	Sum of shots saved by the emergency goalie of team B (depending on period)			
GKA	Jersey numbers of the goalies of team A			
GKB	Jersey numbers of the goalies of team B			
MIP	Minutes in play for each goalie			
GA	Goals against for each goalie			
Start of game	Time the game really starts			
End of game	Time the game really ends			
Timeout A	Time the home team takes a 30 seconds timeout			
Timeout B	Time the visiting team takes a 30 seconds timeout			
Game Supervisor	Name of the game supervisor			
Time	Time the goalie comes in or goes out			
GKA	Jersey number of the goalie of team A coming in (- for leaving)			
GKB	Jersey number of the goalie of team B coming in (- for leaving)			
Referee	Name and given name of the referee for this game			
Scorekeeper	Name and given name of the scorekeeper for this game			
Linesman	Name and given name of the linesman for this game			
Goal Judge	Name and given name of the goal judge for this game			
Timekeeper	Name and given name of the timekeeper for this game			
Sign.	Signature of Referee, Scorekeeper, Manager of Team A and Manager of Team B			
A	Jersey number of the player of team A (Marked with * when he starts the game winning			
B	Jersey number of the player of team B (Marked with * when he starts the game winning			
GKA	Goalie of team A for this game winning shot			
GKB	Goalie of team B for this game winning shot			
GF:GA	Goals scored after this game winning shot of each team			

Time	GKA	GKB

Game Winning Shots

A	B	GKA	GKB	Score	A	B	GKA	GKB	Score	A	B	GKA	GKB	Score	A	B	GKA	GKB	Score

Notes:



ICE HOCKEY MEN, FINAL ROUND, GAME 20
HOCKEY SUR GLACE HOMMES, TOUR FINALE, MATCH 20

E CENTER SAT 16 FEB 2002 / SAM 16 FEV 2002 START TIME / DÉBUT 16:45

FIN - BLR 8-1 (3-0, 3-0, 2-1)

Spectators	Referee	Linesmen
8599	LARUE Dennis (IIHF)	CVIK Mike (IIHF), LAUFF Rudolf (IIHF)

Team Statistics

Period	Score	SVS	SOG	PIM	TPP	PPG	SHG
1	3 : 0	4 : 11	14 : 4	6 : 4	2:25 : 3:46	1 : 0	0 : 0
2	3 : 0	6 : 12	15 : 6	0 : 4	4:00 : 1:52	0 : 0	0 : 0
3	2 : 1	10 : 8	10 : 11	4 : 0	0:00 : 3:52	0 : 1	0 : 0
Total	8 : 1	20 : 31	39 : 21	10 : 8	6:25 : 9:30	1 : 1	0 : 0

1st Period

Action	Time	ET/Res	Team	Type	No.	Name	(G) Name of Assistant(s) / Action Description
GK	00:00		FIN		30	NURMINEN P	
GK	00:00		BLR		2	SHABANOV S	
Goal	01:30	1:0	FIN	EQ	12	JOKINEN O	(1) 16 HAGMAN N 44 NIINIMAA J On ice FIN 30 5 12 16 17 44 BLR 2 4 9 11 18 26
Penalty	08:14	10:14	BLR	2 min.	26	STAS S	-Interference
Penalty	09:52	11:52	FIN	2 min.	24	KAPANEN S	-Interference
Penalty	14:06	14:53	BLR	2 min.	26	STAS S	-Roughing
Goal	14:53	2:0	FIN	PP1	8	SELANNE T	(1) 26 LEHTINEN J 27 NUMMINEN T On ice FIN 30 8 24 26 27 44 BLR 2 3 13 23 37
GK	14:53		BLR		31	MEZIN A	2 SHABANOV S-"Goalkeeper in"
Goal	16:24	3:0	FIN	EQ	12	JOKINEN O	(2) 17 KALLIO T On ice FIN 30 5 12 16 17 44 BLR 31 4 5 6 21 26
Penalty	17:30	19:30	FIN	2 min.	26	LEHTINEN J	-Tripping
Penalty	19:52	21:52	FIN	2 min.	7	BERG AP	-Roughing

2nd Period

Action	Time	ET/Res	Team	Type	No.	Name	(G) Name of Assistant(s) / Action Description
GK	20:00		FIN		30	NURMINEN P	
GK	20:00		BLR		31	MEZIN A	
Goal	24:55	4:0	FIN	EQ	8	SELANNE T	(2) 26 LEHTINEN J On ice FIN 30 4 8 10 26 27 BLR 31 5 6 21 27 30
Goal	25:43	5:0	FIN	EQ	24	KAPANEN S	(1) 10 NIEMINEN V 44 NIINIMAA J On ice FIN 30 10 21 24 36 44 BLR 31 3 13 23 24 37
Goal	29:26	6:0	FIN	EQ	17	KALLIO T	(1) 21 LUMME J 16 HAGMAN N On ice FIN 30 7 12 16 17 21 BLR 31 3 14 17 23 32
Penalty	30:03	32:03	BLR	2 min.	27	ZHURIK A	-Cross-checking
Penalty	34:40	36:40	BLR	2 min.	11	BEKBULATOV V	-Holding

3rd Period

Action	Time	ET/Res	Team	Type	No.	Name	(G) Name of Assistant(s) / Action Description
GK	40:00		FIN		30	NURMINEN P	
GK	40:00		BLR		31	MEZIN A	
Penalty	41:56	43:54	FIN	2 min.	10	NIEMINEN V	-Interference
Goal	43:54	6:1	BLR	PP1	14	PANKOV V	(1) 23 SALEI R 32 PANKOV D On ice FIN 30 4 14 27 42 BLR 31 3 14 17 23 32
Goal	49:21	7:1	FIN	EQ	7	BERG AP	(1) 14 HELMINEN R On ice FIN 30 7 14 21 37 42 BLR 31 4 6 21 27 30
Goal	54:39	8:1	FIN	EQ	22	ELORANTA M	(1) 4 TIMONEN K On ice FIN 30 4 8 22 27 36 BLR 31 3 14 17 27 32
Penalty	58:06	60:00	FIN	2 min.	24	KAPANEN S	-Tripping



Goalkeeper Records

Team: FIN - Finland			
No.	Goalkeepers	SOG	SVS
30	NURMINEN Pasi	21	20
31	MARKKANEN Jussi	0	0

Team: BLR - Belarus			
No.	Goalkeepers	SOG	SVS
31	MEZIN Andrei SHABANOV Sergei	29	23
		10	

Shots & Plus-Minus

Team: FIN - Finland								
No.	Pos.	Player	1	2	3	OT	TS	+/-
4	D	TIMONEN Kimmo	1	3	1	0	5	2
8	F	SELANNE Teemu	1	3	2	0	6	2
26	F	LEHTINEN Jere	2	0	0	0	2	1
27	D	NUMMINEN Teppo	0	2	0	0	2	2
41	F	AALTO Antti	0	0	0	0	0	0
7	D	BERG Aki-Petteri	0	0	1	0	1	2
10	D	NIEMINEN Ville	0	0	0	0	0	2
21	D	LUMME Jyrki	1	0	0	0	1	3
24	F	KAPANEN Sami	2	3	0	0	5	1
36	F	YLONEN Juha	0	0	2	0	2	2
5	D	SALO Sami	0	1	0	0	1	2
12	F	JOKINEN Olli	2	0	1	0	3	3
16	F	HAGMAN Niklas	0	0	0	0	0	3
17	F	KALLIO Tomi	4	1	1	0	6	3
44	D	NIINIMAA Janne	0	0	1	0	1	3
14	F	HELMINEN Raimo	0	2	0	0	2	1
22	F	ELORANTA Mikko	0	0	1	0	1	1
37	F	RUUTU Jarkko	1	0	0	0	1	1
42	F	LIND Juha	0	0	0	0	0	1
TOTALS			14	15	10	0	39	
Head Coach: ARAVIRTA Hannu								

Team: BLR - Belarus								
No.	Pos.	Player	1	2	3	OT	TS	+/-
3	D	KHMYL Oleg	1	0	1	0	2	-3
14	F	PANKOV Vasily	0	2	1	0	3	-2
17	F	KALYUZHNY Aleksei	1	0	0	0	1	-2
23	D	SALEI Ruslan	0	1	0	0	1	-2
32	F	PANKOV Dmitry	0	0	0	0	0	-2
13	F	KOVALEV Andrei	0	0	1	0	1	-1
24	F	DUDIK Dmitry	0	0	2	0	2	-1
27	D	ZHURIK Aleksandr	0	0	0	0	0	-3
30	D	KOPAT Vladimir	0	0	0	0	0	-2
37	F	RASOLKO Andrei	0	0	2	0	2	-1
4	D	MAKRITSKY Aleksandr	0	0	0	0	0	-3
9	F	ANDRIEVSKY Aleksandr	0	0	3	0	3	-1
11	F	BEKBULATOV Vadim	1	1	1	0	3	-1
18	F	ANTONENKO Oleg	1	0	0	0	1	-1
26	D	STAS Serguei	0	0	0	0	0	-2
5	D	ROMANOV Oleg	0	1	0	0	1	-2
6	D	MATUSHKIN Igor	0	0	0	0	0	-3
21	D	MIKULCHIK Oleg	0	0	0	0	0	-3
TOTALS			4	5	11	0	20	
Head Coach: KRIKUNOV Vladimir								

Group D

R	Team	GP	W	T	L	GF:GA	PTS
1	USA	1	1	0	0	6:0	2
2	RUS	1	1	0	0	6:4	2
3	FIN	2	1	0	1	8:7	2
4	BLR	2	0	0	2	5:14	0

	BLR	FIN	RUS	USA
BLR		1:8	4:6	18 FEB/11:05
FIN	8:1		18 FEB/13:30	0:6
RUS	6:4	18 FEB/13:30		16 FEB/21:30
USA	18 FEB/11:05	6:0	16 FEB/21:30	

LEGEND

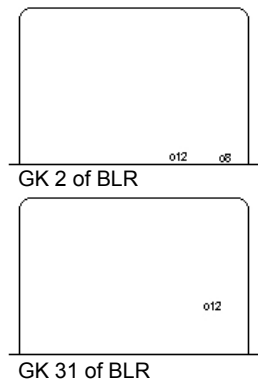
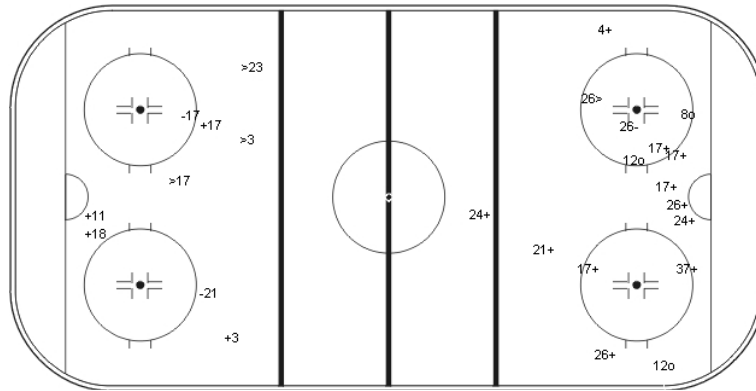

ET/Res	Penalty end time/Result of game	OT	Overtime	SH1	Shorthanded - 1 player
ENG	Empty net goal	Pen.	Penalty	SH2	Shorthanded - 2 players
EQ	Equal strength	PIM	Penalties in minutes	SHG	Shorthanded goals
(G)	Number of goals in tournament	Pos.	Position	SOG	Shots on goal
GA	Goals against		D - Defense	SSG	Shots saved by goalkeeper
GF	Goals for		F - Forward	SVS	Saves
GK	Goalkeeper	PP1	Power play - 1 player	T	Number of games tied
GP	Number of games played	PP2	Power play - 2 players	TS	Total shots by player
GWS	Game winning shot	PPG	Power play goals	TPP	Time on power play
L	Number of games lost	PS	Penalty shot	W	Number of games won
No.	Player number	PTS	Points		
+/-	Net result of positive and negative participation				



ICE HOCKEY MEN, FINAL ROUND, GAME 20
 HOCKEY SUR GLACE HOMMES, TOUR FINALE, MATCH 20

E CENTER SAT 16 FEB 2002 / SAM 16 FEV 2002 START TIME / DÉBUT 16:45

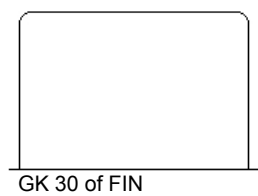
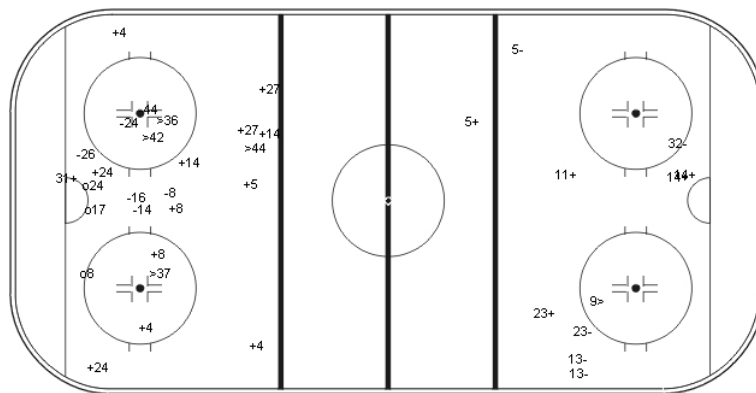
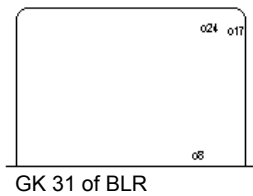
FIN - BLR



Shots by BLR
 Goals (o): 0 SSG(+): 4
 SSP(<): 3 SPG(-): 2

Period: 1

Shots by FIN
 Goals (o): 3 SSG(+): 11
 SSP(>): 1 SPG(-): 1



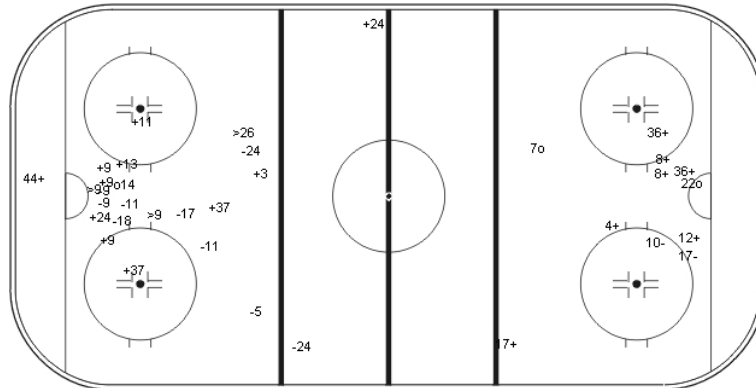
Shots by FIN
 Goals (o): 3 SSG(+): 12
 SSP(<): 4 SPG(-): 6

Period: 2

Shots by BLR
 Goals (o): 0 SSG(+): 6
 SSP(>): 1 SPG(-): 5



GK 30 of FIN



GK 31 of BLR

Shots by BLR
 Goals (0): 1 SSG(+): 10
 SSP(<): 3 SPG(-): 9

Period: 3

Shots by FIN
 Goals (0): 2 SSG(+): 8
 SSP(>): 0 SPG(-): 2

LEGEND

ENG Empty net goal
GK Goalkeeper

SPG Shots past goal
SSG Shots saved by goalkeeper

SSP Shots saved by player



ICE HOCKEY MEN, FINAL ROUND, GAME 20
HOCKEY SUR GLACE HOMMES, TOUR FINALE, MATCH 20

E CENTER SAT 16 FEB 2002 / SAM 16 FEV 2002 START TIME / DÉBUT 16:45

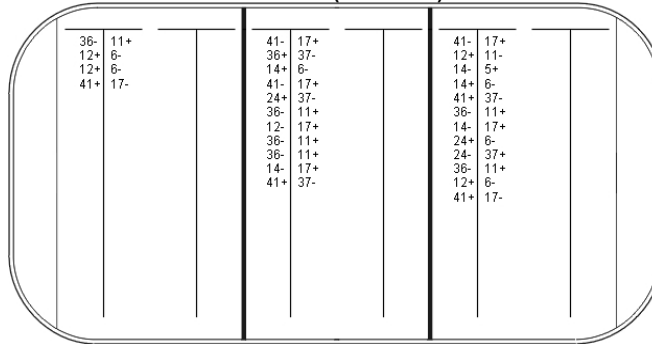
FIN - BLR

Face-off by FIN

Period: 1

	Won	Lost
DZ	3	1
MZ	4	7
AZ	6	6
Total	13	14

Period 1 (FIN - BLR)



Face-off by BLR

Period: 1

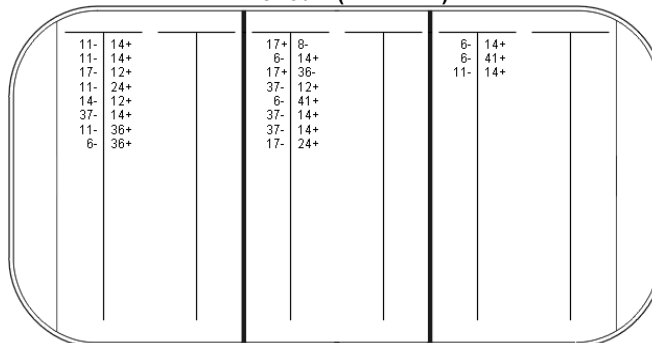
	Won	Lost
DZ	6	6
MZ	7	4
AZ	1	3
Total	14	13

Face-off by BLR

Period: 2

	Won	Lost
DZ	0	8
MZ	2	6
AZ	0	3
Total	2	17

Period 2 (BLR - FIN)



Face-off by FIN

Period: 2

	Won	Lost
DZ	3	0
MZ	6	2
AZ	8	0
Total	17	2

Game total

	Won	Lost
DZ	6	14
MZ	9	10
AZ	1	6
Total	16	30

Game total


	Won	Lost
DZ	6	1
MZ	10	9
AZ	14	6
Total	30	16

Face-off by FIN

Period: 3

	Won	Lost
DZ	2	3
MZ	4	6
AZ	3	1
Total	9	10

Period 3 (FIN - BLR)



Face-off by BLR

Period: 3

	Won	Lost
DZ	1	3
MZ	6	4
AZ	3	2
Total	10	9

Game total

	Won	Lost
DZ	8	4
MZ	14	15
AZ	17	7
Total	39	26

Game total

	Won	Lost
DZ	7	17
MZ	15	14
AZ	4	8
Total	26	39

LEGEND

AZ Attack zone

DZ Defensive zone

MZ Middle zone



ICE HOCKEY MEN, FINAL ROUND, GAME 21
HOCKEY SUR GLACE HOMMES, TOUR FINALE, MATCH 21

E CENTER SAT 16 FEB 2002 / SAM 16 FEV 2002 START TIME / DÉBUT 21:31

USA - RUS

Referee

McCREARY Bill (IIHF)

Linesmen

MORIN Jean (IIHF), BLUMEL Petr (IIHF)

Goalkeepers

Team: USA	
No.	Name
30	BARRASSO Tom
35	RICHTER Mike
1	DUNHAM Mike (EG)

Team: RUS	
No.	Name
31	PODOMATSKY Yegor
35	KHABIBULIN Nikolai
30	BRYZGALOV Ilja (EG)

Team Line-ups

Team: USA (WHITE)		
No.	Pos.	Name
9	F	MODANO Mike
11	F	AMONTE Tony
13	F	GUERIN Bill
20	D	SUTER Gary
24	D	CHELIOS Chris
3	D	RAFALSKI Brian
6	D	HOUSLEY Phil
10	F	LECLAIR John
18	F	DRURY Chris
97	F	ROENICK Jeremy
2	D	LEETCH Brian
7	F	TKACHUK Keith
16	F	HULL Brett
33	D	MILLER Aaron
39	F	WEIGHT Doug
5	D	POTI Tom
12	F	ROLSTON Brian
28	F	DEADMARSH Adam
48	F	YOUNG Scott
61	F	YORK Mike
Head Coach: BROOKS Herb		

Team: RUS (RED)		
No.	Pos.	Name
2	D	MIRONOV Boris
10	F	BURE Pavel
13	F	ZHAMNOV Alexei
20	F	BURE Valeri
23	D	MALAKHOV Vladimir
11	D	KASPARAITIS Darius
27	F	KOVALEV Alexei
33	F	NIKOLISHIN Andrei
55	D	GONCHAR Sergei
79	F	YASHIN Alexei
5	D	MARKOV Daniil
7	D	TVERDOVSKY Oleg
14	F	SAMSONOV Sergei
71	F	KOVALCHUK Ilya
91	F	FEDOROV Sergei
8	F	LARIONOV Igor
12	F	KVASHA Oleg
26	F	DATSYUK Pavel
29	D	KRAVTCHOUK Igor
61	F	AFINOGENOV Maxim
Head Coach: FETISOV Viacheslav		

Group D

R	Team	G	W	T	L	GF:GA	PTS
1	USA	1	1	0	0	6:0	2
2	RUS	1	1	0	0	6:4	2
3	FIN	2	1	0	1	8:7	2
4	BLR	2	0	0	2	5:14	0

	BLR	FIN	RUS	USA
BLR		1:8	4:6	18 Mon/11:05
FIN	8:1		18 Mon/13:30	0:6
RUS	6:4	18 Mon/13:30		16 Sat/21:31
USA	18 Mon/11:05	6:0	16 Sat/21:31	

LEGEND

EG	Emergency goalkeeper	No.	Player number	R	Rank
G	Number of games played	Pos.	Position	T	Number of games tied
GA	Goals against		D - Defense	W	Number of games won
GF	Goals for		F - Forward		
L	Number of games lost	PTS	Points		



ICE HOCKEY MEN

Round	FINAL ROUND	Venue	E Center	Date	16 Feb 2002	Start	21.31	Spectators	8599	Game no.	21
--------------	-------------	--------------	----------	-------------	-------------	--------------	-------	-------------------	------	-----------------	----

Home team (A) (Jersey colour)		USA		(WHITE)		Goals														Penalties								
No.	Name	Pos.	L	SOG	#	Time	G	A1	A2	GS	P1	P2	P3	P4	P5	P6	N1	N2	N3	N4	N5	N6	Time	No.	Min	Offence	Start	End
1	DUNHAM Mike	EG		0	1	26:19	7	2	3	PP2	2	3	7	16	35	97	5	11	33	35			06:28	9	2	TRIP	06:28	08:28
2*	LEETCH Brian	D	3	1	2	55:30	16	6	9	EQ	2	6	9	11	16	35	11	14	35	55	71	79	15:13	28	2	SLASH	15:13	17:13
3	RAFALSKI Brian	D	2	1																			30:46	20	2	HOLD	30:46	32:46
5	POTI Tom	D	4	0																			35:45	10	2	INTRF	35:45	37:08
6	HOUSLEY Phil	D	2	1																			41:32	48	2	HO-ST	41:32	42:06
7*	TKACHUK Keith	F	3	1																								
9	MODANO Mike	F	1	5																								
10	LECLAIR John	F	2	2																								
11	AMONTE Tony	F	1	0																								
12	ROLSTON Brian	F	4	0																								
13	GUERIN Bill	F	1	0																								
16	HULL Brett	F	3	3																								
18*	DRURY Chris	F	2	2																								
20	SUTER Gary	D	1	0																								
24	CHELIOS Chris	C	D	1	0																							
28	DEADMARSH Adam	F	4	1																								
30	BARRASSO Tom	GK		0																								
33*	MILLER Aaron	D	3	0																								
35*	RICHTER Mike	GK		0																								
39	WEIGHT Doug	F	3	4																								
48	YOUNG Scott	F	4	3																								
61	YORK Mike	F	4	0																								
97*	ROENICK Jeremy	F	2	1																								
Team Manager:		PATRICK Craig		Head Coach:				BROOKS Herb				Assistant Coach:				CUNNIFF John												

Visiting team (B) (Jersey colour)		Russia		(RED)		Goals														Penalties								
No.	Name	Pos.	L	SOG	#	Time	G	A1	A2	GS	P1	P2	P3	P4	P5	P6	N1	N2	N3	N4	N5	N6	Time	No.	Min	Offence	Start	End
2*	MIRONOV Boris	D	1	1	1	37:08	20	23		PP1	2	10	13	20	23	35	9	11	20	24	35		17:39	8	2	INTRF	17:39	19:39
5	MARKOV Daniil	D	3	3	2	42:06	91	71	14		PP1	2	7	14	35	71	91	12	20	24	35	61	25:10	71	2	HOLD	25:10	26:19
7	TVERDOVSKY Oleg	D	3	2																			25:42	23	2	ELBOW	25:42	27:42
8	LARIONOV Igor	C	F	4	0																		39:43	2	2	TRIP	39:43	41:43
10*	BURE Pavel	A	F	1	4																							
11	KASPARAITIS Darius	A	D	2	1																							
12	KVASHA Oleg	F	4	0																								
13*	ZHAMNOV Alexei	F	1	2																								
14	SAMSONOV Sergei	F	3	0																								
20*	BURE Valeri	F	1	2																								
23*	MALAKHOV Vladimir	D	1	1																								
26	DATSYUK Pavel	F	4	1																								
27	KOVALEV Alexei	F	2	1																								
29	KRAVTCOUK Igor	D	4	0																								
30	BRYZGALOV Ilya	EG		0																								
31	PODOMATSKY Yegor	GK		0																								
33	NIKOLISHIN Andrei	F	2	1																								
35*	KHABIBULIN Nikolai	GK		0																								
55	GONCHAR Sergei	D	2	2																								
61	AFINOGENOV Maxim	F	4	3																								
71	KOVALCHUK Ilya	F	3	5																								
79	YASHIN Alexei	F	2	3																								
91	FEDOROV Sergei	F	3	3																								
Team Manager:						Head Coach:				FETISOV Viacheslav				Assistant Coach:				YURZINOV Vladimir										

Game Summary												Saves					Goalkeeper Records					Goalkeeper Changes		
P	G A:B	SOG A:B	PIM A:B	PPGF A:B	SHGF A:B	GKA1	GKA2	EGA	GKB1	GKB2	EGB	GKA	MIP	GA	GKB	MIP	GA	Time	GKA	GKB				
1	0:0	6:6	4:2	0:0	0:0	6	0	0	6	0	0	35	60:00	2	35	59:57	2	00:00	35	35				
2	1:1	4:17	4:6	1:1	0:0	16	0	0	3	0	0							59:57	35	--				
3	1:1	15:12	2:0	0:1	0:0	11	0	0	14	0	0							60:00	--	--				
OVT												Start of game: 21:31 End of game: 23:36												
GWS												Time-out A: 59:57 Time-out B: 59:49												
Total	2:2	25:35	10:8	1:2	0:0	33	0	0	23	0	0	Game Supervisor: LACARRIERE Philippe												



Referee McCREARY Bill **Linesman** MORIN Jean **Goal Judge** HAMALAINEN Antti **Video GJ** JALARVO Jarmo Sa
Scorekeeper EBERT Bob **Linesman** BLUMEL Petr **Goal Judge** NANSEN Derek **Game Timekeeper** ZITO Bob
Sign. Manager B **Sign. Manager A** **Sign. Scorekeeper** **Sign. Referee**

Event	Abbreviation of the tournament (e.g. WSA, W18C, WW5B, or W20D...)	Abbreviation	Explanations of penalty abbreviations	Code
Place	Name of the city or the ice rink the games takes place	ABUSE	Abuse of officials	01
Date	Date the games take place	BD-CK	Body Checking (female hockey only)	02
Start	Time the beginning of the game is announced in the schedule	BENCH	Bench Minor Penalty	03
Spectators	Number of spectators	BOARD	Boarding	04
Game No.	Number of the game announced in the schedule	BUT-E	Butt-Ending	05
Home Team (A)	Abbreviation of the home team (e.g. SUI, USA...)	CHARG	Charging	06
Visiting Team (B)	Abbreviation of the visiting team (e.g. SUI, USA...)	CHE-B	Checking from behind	07
No.	Jersey number of the player (* = Starts the game)	CROSS	Cross-checking	08
Family and given name (+BP+C/A)	Name of the player, followed by comma, and given name(s); add BP = Best player of the game, C = Captain or A = Assistant Captain	DELAY	Delaying the game	09
Pos	Position (GK = Goalkeeper, EG = Emergency Goalkeeper, D = Defenseman, F = Forward)	DIS-N	Goal being deliberately knocked	10
L	Number of lineup (1 = first line, 2 = second line, 3 = third line, 4= fourth line)	ELBOW	Elbowing	11
SoG	Sum of shots on goal (shots saved by goalie plus scored goals) of this player	FISTI	Fisticuffs	12
#	Number of goal (- for missed penaltyshot)	GA-MI	Game misconduct penalty	13
Time	Time the goal is scored	GR-MI	Gross misconduct penalty	14
G	Jersey number of the player scoring the goal	HI-ST	High Sticking	15
A1	Jersey number of the first assist	HOLD	Holding	16
A2	Jersey number of the second assist	HOOK	Hooking	17
GS	Game situation (EQ = equal, PP1 = power play 5:4 or 4:3, PP2 = power play 5:3, SH1 = shorthanded 4:5 or 3:4, SH2 = shorthanded 3:5, PS = penalty shot, GWS = game winning shot)	HO-ST	Holding the stick	18
P1 P2 P3 P4 P5 P6	Positive participation (all players on ice of the goal scoring team)	IL-EQ	Illegal Equipment	19
N1 N2 N3 N4 N5 N6	Negative participation (all players on ice of the goal receiving team)	INTRF	Interference	20
Time	Time the penalty is called by the referee	KNEE	Kneeing	21
No.	Jersey number of the penalized player	MATCH	Match penalty	22
Offence	Abbreviation of penalty (explanation see next column)	MISC	Misconduct penalty	23
Start	Time the penalty starts	OTHER	Other Offences	24
End	Time the penalty ends	P-SHOT	Penalty shot	25
Team Manager	Name and given name of the team manager	ROUGH	Roughing	26
Head Coach	Name and given name of the head coach	SLASH	Slashing	27
Assistant Coach	Name and given name of the assistant coach	SPEAR	Spear	28
Period	Period 1, 2, 3, OVT = overtime, GWS = game winning shots	TOO-M	Too many players on ice	29
Total	Total sum of all entries in the columns	TRIP	Tripping	30
G:A:B	Number of goals scored by team A : team B (depending on period)	UN-SP	Unsportsmanlike Conduct	31
SOG A:B	Number of shots on goal plus scored by team A : team B (depending on period)			
PIM A:B	Number of penalty minutes for team A : team B (depending on period)			
PPGF A:B	Number of power play goals scored by team A : team B (depending on period)			
SHGF A:B	Number of shorthanded goals scored by team A : team B (depending on period)			
GKA1	Sum of shots saved by the first goalie of team A (depending on period)			
GKA2	Sum of shots saved by the second goalie of team A (depending on period)			
EGA	Sum of shots saved by the emergency goalie of team A (depending on period)			
GKB1	Sum of shots saved by the first goalie of team B (depending on period)			
GKB2	Sum of shots saved by the second goalie of team B (depending on period)			
EGB	Sum of shots saved by the emergency goalie of team B (depending on period)			
GKA	Jersey numbers of the goalies of team A			
GKB	Jersey numbers of the goalies of team B			
MIP	Minutes in play for each goalie			
GA	Goals against for each goalie			
Start of game	Time the game really starts			
End of game	Time the game really ends			
Timeout A	Time the home team takes a 30 seconds timeout			
Timeout B	Time the visiting team takes a 30 seconds timeout			
Game Supervisor	Name of the game supervisor			
Time	Time the goalie comes in or goes out			
GKA	Jersey number of the goalie of team A coming in (- for leaving)			
GKB	Jersey number of the goalie of team B coming in (- for leaving)			
Referee	Name and given name of the referee for this game			
Scorekeeper	Name and given name of the scorekeeper for this game			
Linesman	Name and given name of the linesman for this game			
Goal Judge	Name and given name of the goal judge for this game			
Timekeeper	Name and given name of the timekeeper for this game			
Sign.	Signature of Referee, Scorekeeper, Manager of Team A and Manager of Team B			
A	Jersey number of the player of team A (Marked with * when he starts the game winning			
B	Jersey number of the player of team B (Marked with * when he starts the game winning			
GKA	Goalie of team A for this game winning shot			
GKB	Goalie of team B for this game winning shot			
GF:GA	Goals scored after this game winning shot of each team			

Time	GKA	GKB

Game Winning Shots

A	B	GKA	GKB	Score	A	B	GKA	GKB	Score	A	B	GKA	GKB	Score	A	B	GKA	GKB	Score	A	B	GKA	GKB	Score

Notes:



ICE HOCKEY MEN, FINAL ROUND, GAME 21
HOCKEY SUR GLACE HOMMES, TOUR FINALE, MATCH 21

E CENTER SAT 16 FEB 2002 / SAM 16 FEV 2002 START TIME / DÉBUT 21:31

USA - RUS 2-2 (0-0, 1-1, 1-1)

Spectators	Referee	Linesmen
8599	McCREARY Bill (IIHF)	MORIN Jean (IIHF), BLUMEL Petr (IIHF)

Team Statistics

Period	Score	SVS	SOG	PIM	TPP	PPG	SHG
1	0 : 0	6 : 6	6 : 6	4 : 2	2:00 : 4:00	0 : 0	0 : 0
2	1 : 1	16 : 3	4 : 17	4 : 6	2:49 : 3:23	1 : 1	0 : 0
3	1 : 1	11 : 14	15 : 12	2 : 0	1:32 : 0:23	0 : 1	0 : 0
Total	2 : 2	33 : 23	25 : 35	10 : 8	6:21 : 7:46	1 : 2	0 : 0

1st Period

Action	Time	ET/Res	Team	Type	No.	Name	(G) Name of Assistant(s) / Action Description
GK	00:00		USA		35	RICHTER M	
GK	00:00		RUS		35	KHABIBULIN N	
Penalty	06:28	08:28	USA	2 min.	9	MODANO M	-Tripping
Penalty	15:13	17:13	USA	2 min.	28	DEADMARSH A	-Slashing
Penalty	17:39	19:39	RUS	2 min.	8	LARIONOV I	-Interference

2nd Period

Action	Time	ET/Res	Team	Type	No.	Name	(G) Name of Assistant(s) / Action Description
GK	20:00		USA		35	RICHTER M	
GK	20:00		RUS		35	KHABIBULIN N	
Penalty	25:10	26:19	RUS	2 min.	71	KOVALCHUK I	-Holding
Penalty	25:42	27:42	RUS	2 min.	23	MALAKHOV V	-Elbowing
Goal	26:19	1:0	USA	PP2	7	TKACHUK K	(2) 2 LEETCH B On ice USA 35 2 3 7 16 97 3 RAFALSKI B RUS 35 5 11 33
Penalty	30:46	32:46	USA	2 min.	20	SUTER G	-Holding
Penalty	35:45	37:08	USA	2 min.	10	LECLAIR J	-Interference
Goal	37:08	1:1	RUS	PP1	20	BURE V	(1) 23 MALAKHOV V On ice USA 35 9 11 20 24 RUS 35 2 10 13 20 23
Penalty	39:43	41:43	RUS	2 min.	2	MIRONOV B	-Tripping

3rd Period

Action	Time	ET/Res	Team	Type	No.	Name	(G) Name of Assistant(s) / Action Description
GK	40:00		USA		35	RICHTER M	
GK	40:00		RUS		35	KHABIBULIN N	
Penalty	41:32	42:06	USA	2 min.	48	YOUNG S	-Holding the stick
Goal	42:06	1:2	RUS	PP1	91	FEDOROV S	(2) 71 KOVALCHUK I On ice USA 35 12 20 24 61 14 SAMSONOV S RUS 35 2 7 14 71 91
Goal	55:30	2:2	USA	EQ	16	HULL B	(1) 6 HOUSLEY P On ice USA 35 2 6 9 11 16 9 MODANO M RUS 35 11 14 55 71 79
GK	59:57		RUS				35 KHABIBULIN N-"Goalkeeper out"

Goalkeeper Records

Team: USA - USA			
No.	Goalkeepers	SOG	SVS
35	RICHTER Mike	35	33
30	BARRASSO Tom	0	0

Team: RUS - Russia			
No.	Goalkeepers	SOG	SVS
35	KHABIBULIN Nikolai	25	23
31	PODOMATSKY Yegor	0	0



Shots & Plus-Minus

Team: USA - USA							
No.	Pos.	Player	1	2	3	OT	TS +/-
9	F	MODANO Mike	1	0	4	0	5 1
11	F	AMONTE Tony	0	0	0	0	0 1
13	F	GUERIN Bill	0	0	0	0	0 0
20	D	SUTER Gary	0	0	0	0	0 0
24	D	CHELIOS Chris	0	0	0	0	0 0
3	D	RAFALSKI Brian	0	0	1	0	1 0
6	D	HOUSLEY Phil	0	0	1	0	1 1
10	F	LECLAIR John	1	1	0	0	2 0
18	F	DRURY Chris	1	0	1	0	2 0
97	F	ROENICK Jeremy	0	0	1	0	1 0
2	D	LEETCH Brian	0	1	0	0	1 1
7	F	TKACHUK Keith	0	1	0	0	1 0
16	F	HULL Brett	1	0	2	0	3 1
33	D	MILLER Aaron	0	0	0	0	0 0
39	F	WEIGHT Doug	1	0	3	0	4 0
5	D	POTI Tom	0	0	0	0	0 0
12	F	ROLSTON Brian	0	0	0	0	0 0
28	F	DEADMARSH Adam	0	0	1	0	1 0
48	F	YOUNG Scott	1	1	1	0	3 0
61	F	YORK Mike	0	0	0	0	0 0
TOTALS			6	4	15	0	25
Head Coach: BROOKS Herb							

Team: RUS - Russia							
No.	Pos.	Player	1	2	3	OT	TS +/-
2	D	MIRONOV Boris	1	0	0	0	1 0
10	F	BURE Pavel	1	2	1	0	4 0
13	F	ZHAMNOV Alexei	1	1	0	0	2 0
20	F	BURE Valeri	0	1	1	0	2 0
23	D	MALAKHOV Vladimir	0	1	0	0	1 0
11	D	KASPARAITIS Darius	0	1	0	0	1 -1
27	F	KOVALEV Alexei	0	1	0	0	1 0
33	F	NIKOLISHIN Andrei	0	0	1	0	1 0
55	D	GONCHAR Sergei	0	1	1	0	2 -1
79	F	YASHIN Alexei	0	1	2	0	3 -1
5	D	MARKOV Daniil	0	3	0	0	3 0
7	D	TVERDOVSKY Oleg	0	1	1	0	2 0
14	F	SAMSONOV Sergei	0	0	0	0	0 -1
71	F	KOVALCHUK Ilya	1	2	2	0	5 -1
91	F	FEDOROV Sergei	0	1	2	0	3 0
8	F	LARIONOV Igor	0	0	0	0	0 0
12	F	KVASHA Oleg	0	0	0	0	0 0
26	F	DATSYUK Pavel	1	0	0	0	1 0
29	D	KRAVTCHOUK Igor	0	0	0	0	0 0
61	F	AFINOGENOV Maxim	1	1	1	0	3 0
TOTALS			6	17	12	0	35
Head Coach: FETISOV Viacheslav							

Group D

R	Team	GP	W	T	L	GF:GA	PTS
1	USA	2	1	1	0	8:2	3
2	RUS	2	1	1	0	8:6	3
3	FIN	2	1	0	1	8:7	2
4	BLR	2	0	0	2	5:14	0

	BLR	FIN	RUS	USA
BLR		1:8	4:6	18 FEB/11:05
FIN	8:1		18 FEB/13:30	0:6
RUS	6:4	18 FEB/13:30		2:2
USA	18 FEB/11:05	6:0	2:2	

LEGEND					
ET/Res	Penalty end time/Result of game	OT	Overtime	SH1	Shorthanded - 1 player
ENG	Empty net goal	Pen.	Penalty	SH2	Shorthanded - 2 players
EQ	Equal strength	PIM	Penalties in minutes	SHG	Shorthanded goals
(G)	Number of goals in tournament	Pos.	Position	SOG	Shots on goal
GA	Goals against		D - Defense	SSG	Shots saved by goalkeeper
GF	Goals for		F - Forward	SVS	Saves
GK	Goalkeeper	PP1	Power play - 1 player	T	Number of games tied
GP	Number of games played	PP2	Power play - 2 players	TS	Total shots by player
GWS	Game winning shot	PPG	Power play goals	TPP	Time on power play
L	Number of games lost	PS	Penalty shot	W	Number of games won
No.	Player number	PTS	Points		
+/-	Net result of positive and negative participation				



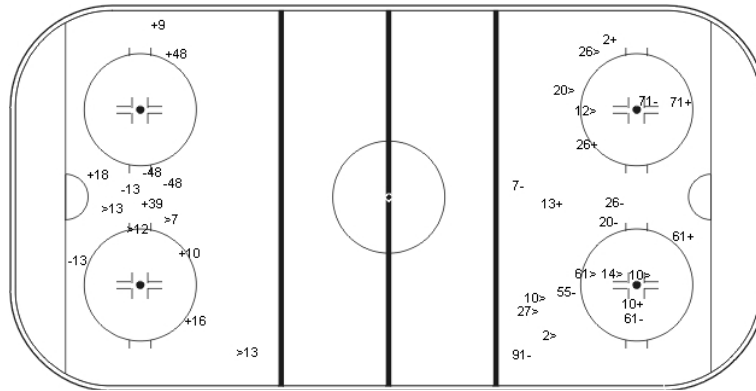
ICE HOCKEY MEN, FINAL ROUND, GAME 21
HOCKEY SUR GLACE HOMMES, TOUR FINALE, MATCH 21

E CENTER SAT 16 FEB 2002 / SAM 16 FEV 2002 START TIME / DÉBUT 21:31

USA - RUS



GK 35 of RUS

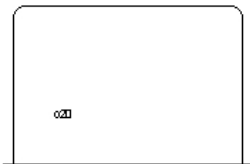


GK 35 of USA


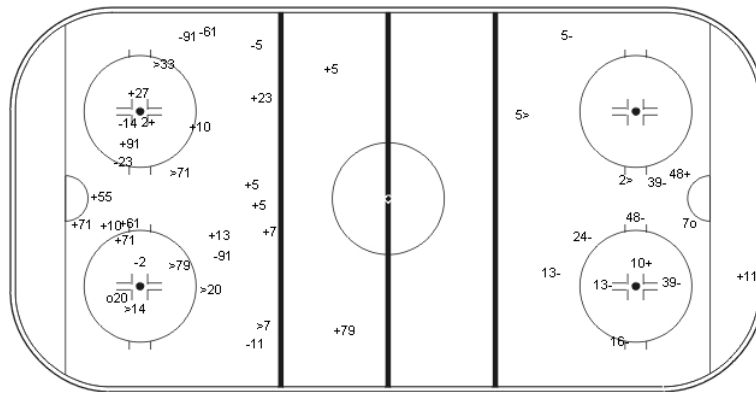
Shots by	USA		
Goals (o):	0	SSG(+):	6
SSP(<):	4	SPG(-):	4

Period: 1

Shots by	RUS		
Goals (o):	0	SSG(+):	6
SSP(>):	9	SPG(-):	7



GK 35 of USA



GK 35 of RUS

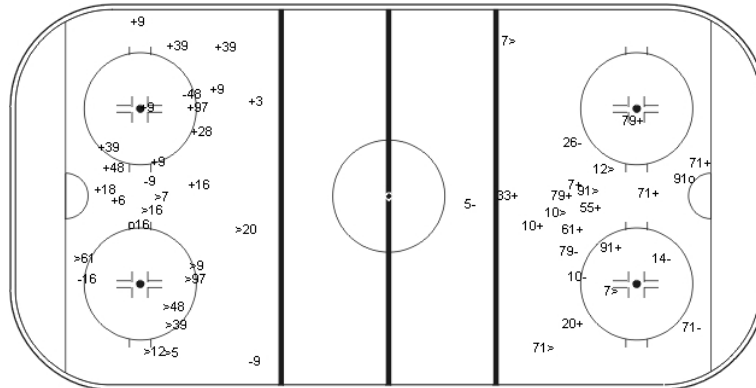
Shots by	RUS		
Goals (o):	1	SSG(+):	16
SSP(<):	6	SPG(-):	8

Period: 2

Shots by	USA		
Goals (o):	1	SSG(+):	3
SSP(>):	2	SPG(-):	8



GK 35 of RUS



GK 35 of USA

Shots by USA
 Goals (o): 1 SSG(+): 14
 SSP(<): 10 SPG(-): 4

Period: 3

Shots by RUS
 Goals (o): 1 SSG(+): 11
 SSP(>): 6 SPG(-): 6

LEGEND

ENG Empty net goal
GK Goalkeeper

SPG Shots past goal
SSG Shots saved by goalkeeper

SSP Shots saved by player



ICE HOCKEY MEN, FINAL ROUND, GAME 21
HOCKEY SUR GLACE HOMMES, TOUR FINALE, MATCH 21

E CENTER SAT 16 FEB 2002 / SAM 16 FEV 2002 START TIME / DÉBUT 21:31


USA - RUS

Face-off by RUS

Period: 1

	Won	Lost
DZ	0	1
MZ	3	2
AZ	4	6
Total	7	9

Period 1 (RUS - USA)



Face-off by USA

Period: 1

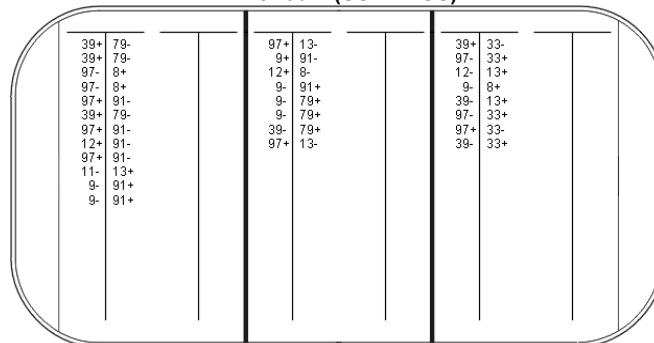
	Won	Lost
DZ	6	4
MZ	2	3
AZ	1	0
Total	9	7

Face-off by USA

Period: 2

	Won	Lost
DZ	7	5
MZ	4	4
AZ	2	6
Total	13	15

Period 2 (USA - RUS)



Face-off by RUS

Period: 2

	Won	Lost
DZ	6	2
MZ	4	4
AZ	5	7
Total	15	13

Game total

	Won	Lost
DZ	13	9
MZ	6	7
AZ	3	6
Total	22	22

Game total


	Won	Lost
DZ	6	3
MZ	7	6
AZ	9	13
Total	22	22

Face-off by RUS

Period: 3

	Won	Lost
DZ	4	1
MZ	7	3
AZ	5	5
Total	16	9

Period 3 (RUS - USA)



Face-off by USA

Period: 3

	Won	Lost
DZ	5	5
MZ	3	7
AZ	1	4
Total	9	16

Game total

	Won	Lost
DZ	10	4
MZ	14	9
AZ	14	18
Total	38	31

Game total

	Won	Lost
DZ	18	14
MZ	9	14
AZ	4	10
Total	31	38

LEGEND

AZ Attack zone

DZ Defensive zone

MZ Middle zone



ICE HOCKEY MEN, FINAL ROUND, GAME 22
HOCKEY SUR GLACE HOMMES, TOUR FINALE, MATCH 22

E CENTER SUN 17 FEB 2002 / DIM 17 FEV 2002 START TIME / DÉBUT 16:05

SWE - CZE

Referee

WALKOM Stephen (IIHF)

Linesmen

SCHACHTE Dan (IIHF), HAMALAINEN Antti (IIHF)

Goalkeepers

Team: SWE	
No.	Name
1	HEDBERG Johan
35	SALO Tommy
32	TELLQVIST Mikael (EG)

Team: CZE	
No.	Name
23	CECHMANEK Roman
39	HASEK Dominik

Team Line-ups

Team: SWE (YELLOW)		
No.	Pos.	Name
4	D	OLAUSSON Fredrik
5	D	LIDSTROM Nicklas
11	F	ALFREDSSON Daniel
13	F	SUNDIN Mats
22	F	DAHLEN Ulf
3	D	JOHNSSON Kim
14	D	NORSTROM Mattias
24	F	SUNDSTROM Niklas
91	F	NASLUND Markus
92	F	NYLANDER Michael
10	D	RAGNARSSON Marcus
19	F	RENBERG Mikael
29	D	JONSSON Kenny
40	F	ZETTERBERG Henrik
42	F	JONSSON Jorgen
2	D	OHLUND Mattias
12	F	AXELSSON Per-Johan
17	F	JOHANSSON Mathias
20	F	ARVEDSON Magnus
96	F	HOLMSTROM Tomas
Head Coach: NILSSON Hardy		

Team: CZE (RED)		
No.	Pos.	Name
4	D	HAMRLIK Roman
20	F	LANG Robert
38	F	HRDINA Jan
41	D	SKOULA Martin
68	F	JAGR Jaromir
15	D	KABERLE Tomas
19	F	DVORAK Radek
21	F	REICHEL Robert
26	F	RUCINSKY Martin
42	D	SMEHLIK Richard
6	D	SPACEK Jaroslav
13	D	KUBINA Pavel
17	F	SYKORA Petr
25	F	ELIAS Patrik
30	F	DOPITA Jiri
9	F	HAVLAT Martin
10	F	PATERA Pavel
16	F	CAJANEK Petr
24	F	HEJDUK Milan
29	D	SYKORA Michal
Head Coach: AUGUSTA Josef		

Group C

R	Team	G	W	T	L	GF:GA	PTS
1	CZE	1	1	0	0	8 : 2	2
2	SWE	1	1	0	0	5 : 2	2
3	CAN	1	0	0	1	2 : 5	0
4	GER	1	0	0	1	2 : 8	0

	CAN	CZE	GER	SWE
CAN		18 Mon/16:10	17 Sun/19:00	2:5
CZE	18 Mon/16:10		8:2	17 Sun/16:05
GER	17 Sun/19:00	2:8		18 Mon/19:00
SWE	5:2	17 Sun/16:05	18 Mon/19:00	

LEGEND

EG	Emergency goalkeeper	No.	Player number	R	Rank
G	Number of games played	Pos.	Position	T	Number of games tied
GA	Goals against		D - Defense	W	Number of games won
GF	Goals for		F - Forward		
L	Number of games lost	PTS	Points		



ICE HOCKEY MEN

Round	FINAL ROUND	Venue	E Center	Date	17 Feb 2002	Start	16.05	Spectators	8599	Game no.	22
--------------	-------------	--------------	----------	-------------	-------------	--------------	-------	-------------------	------	-----------------	----

Home team (A) (Jersey colour)		Sweden (YELLOW)		Goals																Penalties									
No.	Name	Pos.	L	SOG	#	Time	G	A1	A2	GS	P1	P2	P3	P4	P5	P6	N1	N2	N3	N4	N5	N6	Time	No.	Min	Offence	Start	End	
1	HEDBERG Johan	GK		0	1	04:45	3	5	24	PP1	3	5	24	35	91	92	15	21	26	39	42		22:29	42	2	HOLD	22:29	24:29	
2	OHLUND Mattias	D	4	0	2	25:14	13	22	11	EQ	4	11	13	14	22	35	9	10	15	24	29	39		38:37	13	2	HO-ST	38:37	40:37
3	JOHANSSON Kim	D	2	2																				46:05	42	2	HOLD	46:05	48:05
4*	OLAUSSEN Fredrik	D	1	0																				53:16	13	2	ROUGH	53:16	55:16
5*	LIDSTROM Nicklas	A	D	1	2																			55:54	13	2	HOLD	55:54	57:54
10	RAGNARSSON Marcus	D	3	0																									
11*	ALFREDSSON Daniel	F	1	3																									
12	AXELSSON Per-Johan	F	4	1																									
13*	SUNDIN Mats	C	F	1	3																								
14	NORSTROM Mattias	D	2	0																									
17	JOHANSSON Mathias	F	4	2																									
19	RENBORG Mikael	F	3	0																									
20	ARVEDSON Magnus	F	4	0																									
22*	DAHLEN Ulf	F	1	1																									
24	SUNDSTROM Niklas	F	2	1																									
29	JONSSON Kenny	D	3	0																									
32	TELLQVIST Mikael	EG		0																									
35*	SALO Tommy	GK		0																									
40	ZETTERBERG Henrik	F	3	1																									
42	JONSSON Jorgen	A	F	3	1																								
91	NASLUND Markus	F	2	3																									
92	NYLANDER Michael	F	2	1																									
96	HOLMSTROM Tomas	F	4	1																									
Team Manager:	HEDBERG Anders		Head Coach:	NILSSON Hardy																Assistant Coach:	WALTIN Mats								

Visiting team (B) (Jersey colour)		Czech Republic (RED)		Goals																Penalties										
No.	Name	Pos.	L	SOG	#	Time	G	A1	A2	GS	P1	P2	P3	P4	P5	P6	N1	N2	N3	N4	N5	N6	Time	No.	Min	Offence	Start	End		
4*	HAMRLIK Roman	A	D	1	1	30:23	30			EQ	4	17	25	30	39	41	3	14	17	22	35	96		03:02	9	2	HI-ST	03:02	04:45	
6	SPACEK Jaroslav	D	3	3																					10:31	10	2	HOLD	10:31	12:31
9	HAVLAT Martin	F	4	1																					34:15	68	2	HO-ST	34:15	36:15
10	PATERA Pavel	F	4	1																					52:16	9	5	BOARD	52:16	57:16
13	KUBINA Pavel	D	3	0																					52:16	9	20	GA-MI	52:16	60:00
15	KABERLE Tomas	D	2	3																										
16	CAJANEK Petr	F	4	0																										
17	SYKORA Petr	F	3	4																										
19	DVORAK Radek	F	2	3																										
20*	LANG Robert	F	1	2																										
21	REICHEL Robert	A	F	2	4																									
23	CECHMANEK Roman	GK		0																										
24	HEJDUK Milan	F	4	0																										
25	ELIAS Patrik	F	3	4																										
26	RUCINSKY Martin	F	2	2																										
29	SYKORA Michal	D	4	0																										
30	DOPITA Jiri	F	3	2																										
38*	HRDINA Jan	F	1	0																										
39*	HASEK Dominik	GK		0																										
41*	SKOULA Martin	D	1	0																										
42	SMEHLIK Richard	D	2	1																										
68*	JAGR Jaromir	C	F	1	7																									
Team Manager:	HLINKA Ivan		Head Coach:	AUGUSTA Josef																Assistant Coach:	MARTINEC Vladimir									

Game Summary											Saves					Goalkeeper Records					Goalkeeper Changes		
P	G A:B	SOG A:B	PIM A:B	PPGF A:B	SHGF A:B	GKA1	GKA2	EGA	GKB1	GKB2	EGB	GKA	MIP	GA	GKB	MIP	GA	Time	GKA	GKB			
1	1:0	8:8	0:4	1:0	0:0	8	0	0	7	0	0	35	60:00	1	39	59:13	2	00:00	35	39			
2	1:1	10:18	4:2	0:0	0:0	17	0	0	9	0	0							59:13	35	--			
3	0:0	4:12	6:25	0:0	0:0	12	0	0	4	0	0							60:00	--	--			
OVT																							
GWS																							
Total	2:1	22:38	10:31	1:0	0:0	37	0	0	20	0	0												
												Start of game: 16:05 End of game: 18:03											
												Time-out A: Time-out B: 59:13											
												Game Supervisor: DOBIDA Hans											



ICE HOCKEY MEN, FINAL ROUND, GAME 22
HOCKEY SUR GLACE HOMMES, TOUR FINALE, MATCH 22

E CENTER SUN 17 FEB 2002 / DIM 17 FEV 2002 START TIME / DÉBUT 16:05

SWE - CZE 2-1 (1-0, 1-1, 0-0)

Spectators	Referee	Linesmen
8599	WALKOM Stephen (IIHF)	SCHACHTE Dan (IIHF), HAMALAINEN Antti (IIHF)

Team Statistics

Period	Score	SVS	SOG	PIM	TPP	PPG	SHG
1	1 : 0	8 : 7	8 : 8	0 : 4	3:43 : 0:00	1 : 0	0 : 0
2	1 : 1	17 : 9	10 : 18	4 : 2	2:00 : 3:23	0 : 0	0 : 0
3	0 : 0	12 : 4	4 : 12	6 : 25	1:38 : 3:15	0 : 0	0 : 0
Total	2 : 1	37 : 20	22 : 38	10 : 31	7:21 : 6:38	1 : 0	0 : 0

1st Period

Action	Time	ET/Res	Team	Type	No.	Name	(G) Name of Assistant(s) / Action Description
GK	00:00		SWE		35	SALO T	
GK	00:00		CZE		39	HASEK D	
Penalty	03:02	04:45	CZE	2 min.	9	HAVLAT M	-Highsticking
Goal	04:45	1:0	SWE	PP1	3	JOHNSSON K	(1) 5 LIDSTROM N 24 SUNDSTROM N On ice SWE 35 3 5 24 91 92 CZE 39 15 21 26 42
Penalty	10:31	12:31	CZE	2 min.	10	PATERA P	-Holding

2nd Period

Action	Time	ET/Res	Team	Type	No.	Name	(G) Name of Assistant(s) / Action Description
GK	20:00		SWE		35	SALO T	
GK	20:00		CZE		39	HASEK D	
Penalty	22:29	24:29	SWE	2 min.	42	JONSSON J	-Holding
Goal	25:14	2:0	SWE	EQ	13	SUNDIN M	(3) 22 DAHLEN U 11 ALFREDSSON D On ice SWE 35 4 11 13 14 22 CZE 39 9 10 15 24 29
Goal	30:23	2:1	CZE	EQ	30	DOPITA J	(1) On ice SWE 35 3 14 17 22 96 CZE 39 4 17 25 30 41
Penalty	34:15	36:15	CZE	2 min.	68	JAGR J	-Holding the stick
Penalty	38:37	40:37	SWE	2 min.	13	SUNDIN M	-Holding the stick

3rd Period

Action	Time	ET/Res	Team	Type	No.	Name	(G) Name of Assistant(s) / Action Description
GK	40:00		SWE		35	SALO T	
GK	40:00		CZE		39	HASEK D	
Penalty	46:05	48:05	SWE	2 min.	42	JONSSON J	-Holding
Penalty	52:16	57:16	CZE	5 min.	9	HAVLAT M	-Boarding
Penalty	52:16	60:00	CZE	20 min.	9	HAVLAT M	-Game Misconduct
Penalty	53:16	55:16	SWE	2 min.	13	SUNDIN M	-Roughing
Penalty	55:54	57:54	SWE	2 min.	13	SUNDIN M	-Holding
GK	59:13		CZE				39 HASEK D-"Goalkeeper out"

Goalkeeper Records

Team: SWE - Sweden			
No.	Goalkeepers	SOG	SVS
35	SALO Tommy	38	37
1	HEDBERG Johan	0	0

Team: CZE - Czech Republic			
No.	Goalkeepers	SOG	SVS
39	HASEK Dominik	22	20
23	CECHMANEK Roman	0	0



Shots & Plus-Minus

Team: SWE - Sweden							
No.	Pos.	Player	1	2	3	OT	TS +/-
4	D	OLAUSSON Fredrik	0	0	0	0	0 1
5	D	LIDSTROM Nicklas	1	1	0	0	2 0
11	F	ALFREDSSON Daniel	1	2	0	0	3 1
13	F	SUNDIN Mats	1	2	0	0	3 1
22	F	DAHLEN Ulf	1	0	0	0	1 0
3	D	JOHNSSON Kim	1	1	0	0	2 -1
14	D	NORSTROM Mattias	0	0	0	0	0 0
24	F	SUNDSTROM Niklas	0	0	1	0	1 0
91	F	NASLUND Markus	2	0	1	0	3 0
92	F	NYLANDER Michael	0	1	0	0	1 0
10	D	RAGNARSSON Marcus	0	0	0	0	0 0
19	F	RENBERG Mikael	0	0	0	0	0 0
29	D	JONSSON Kenny	0	0	0	0	0 0
40	F	ZETTERBERG Henrik	0	0	1	0	1 0
42	F	JONSSON Jorgen	0	1	0	0	1 0
2	D	OHLUND Mattias	0	0	0	0	0 0
12	F	AXELSSON Per-Johan	0	1	0	0	1 0
17	F	JOHANSSON Mathias	0	1	1	0	2 -1
20	F	ARVEDSON Magnus	0	0	0	0	0 0
96	F	HOLMSTROM Tomas	1	0	0	0	1 -1
TOTALS			8	10	4	0	22
Head Coach: NILSSON Hardy							

Team: CZE - Czech Republic							
No.	Pos.	Player	1	2	3	OT	TS +/-
4	D	HAMRLIK Roman	0	1	0	0	1 1
20	F	LANG Robert	0	1	1	0	2 0
38	F	HRDINA Jan	0	0	0	0	0 0
41	D	SKOULA Martin	0	0	0	0	0 1
68	F	JAGR Jaromir	2	3	2	0	7 0
15	D	KABERLE Tomas	1	1	1	0	3 -1
19	F	DVORAK Radek	1	2	0	0	3 0
21	F	REICHEL Robert	1	1	2	0	4 0
26	F	RUCINSKY Martin	1	0	1	0	2 0
42	D	SMEHLIK Richard	0	0	1	0	1 0
6	D	SPACEK Jaroslav	1	1	1	0	3 0
13	D	KUBINA Pavel	0	0	0	0	0 0
17	F	SYKORA Petr	0	2	2	0	4 1
25	F	ELIAS Patrik	0	4	0	0	4 1
30	F	DOPITA Jiri	0	2	0	0	2 1
9	F	HAVLAT Martin	1	0	0	0	1 -1
10	F	PATERA Pavel	0	0	1	0	1 -1
16	F	CAJANEK Petr	0	0	0	0	0 0
24	F	HEJDUK Milan	0	0	0	0	0 -1
29	D	SYKORA Michal	0	0	0	0	0 -1
TOTALS			8	18	12	0	38
Head Coach: AUGUSTA Josef							

Group C

R	Team	GP	W	T	L	GF:GA	PTS
1	SWE	2	2	0	0	7:3	4
2	CZE	2	1	0	1	9:4	2
3	CAN	1	0	0	1	2:5	0
4	GER	1	0	0	1	2:8	0

	CAN	CZE	GER	SWE
CAN		18 FEB/16:10	17 FEB/19:00	2:5
CZE	18 FEB/16:10		8:2	1:2
GER	17 FEB/19:00	2:8		18 FEB/19:00
SWE	5:2	2:1	18 FEB/19:00	

LEGEND


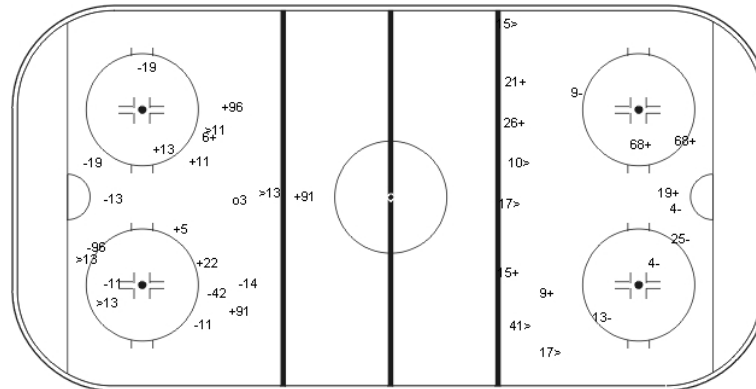
ET/Res	Penalty end time/Result of game	OT	Overtime	SH1	Shorthanded - 1 player
ENG	Empty net goal	Pen.	Penalty	SH2	Shorthanded - 2 players
EQ	Equal strength	PIM	Penalties in minutes	SHG	Shorthanded goals
(G)	Number of goals in tournament	Pos.	Position	SOG	Shots on goal
GA	Goals against		D - Defense	SSG	Shots saved by goalkeeper
GF	Goals for		F - Forward	SVS	Saves
GK	Goalkeeper	PP1	Power play - 1 player	T	Number of games tied
GP	Number of games played	PP2	Power play - 2 players	TS	Total shots by player
GWS	Game winning shot	PPG	Power play goals	TPP	Time on power play
L	Number of games lost	PS	Penalty shot	W	Number of games won
No.	Player number	PTS	Points		
+/-	Net result of positive and negative participation				



ICE HOCKEY MEN, FINAL ROUND, GAME 22
 HOCKEY SUR GLACE HOMMES, TOUR FINALE, MATCH 22

E CENTER SUN 17 FEB 2002 / DIM 17 FEV 2002 START TIME / DÉBUT 16:05

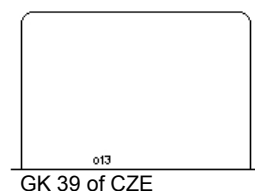
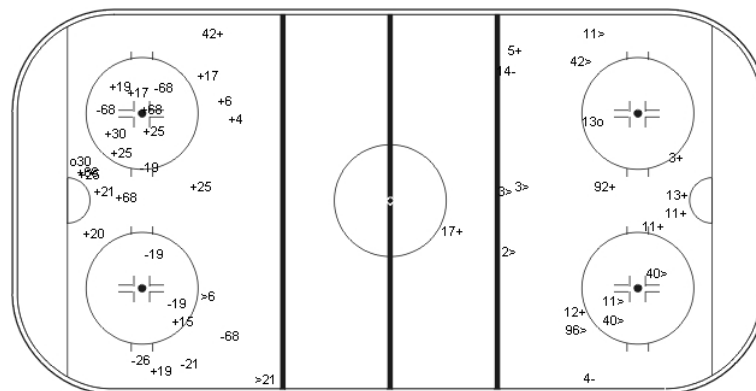
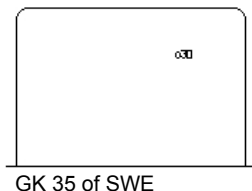
SWE - CZE



Shots by SWE
 Goals (o): 1 SSG(+): 7
 SSP(<): 4 SPG(-): 8

Period: 1

Shots by CZE
 Goals (o): 0 SSG(+): 8
 SSP(>): 5 SPG(-): 5



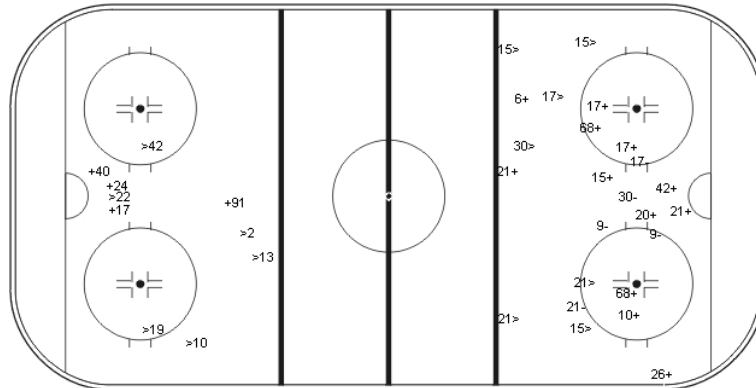
Shots by CZE
 Goals (o): 1 SSG(+): 17
 SSP(<): 2 SPG(-): 8

Period: 2

Shots by SWE
 Goals (o): 1 SSG(+): 9
 SSP(>): 9 SPG(-): 2



GK 39 of CZE



GK 35 of SWE

Shots by SWE
 Goals (o): 0 SSG(+): 4
 SSP(<): 6 SPG(-): 0

Period: 3

Shots by CZE
 Goals (o): 0 SSG(+): 12
 SSP(>): 7 SPG(-): 5

LEGEND

ENG Empty net goal
GK Goalkeeper

SPG Shots past goal
SSG Shots saved by goalkeeper

SSP Shots saved by player



ICE HOCKEY MEN, FINAL ROUND, GAME 22
HOCKEY SUR GLACE HOMMES, TOUR FINALE, MATCH 22

E CENTER SUN 17 FEB 2002 / DIM 17 FEV 2002 START TIME / DÉBUT 16:05

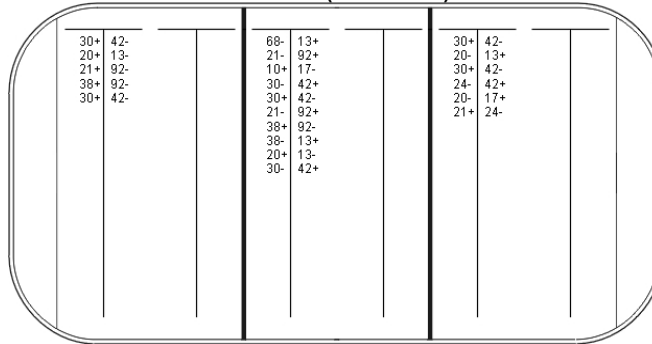
SWE - CZE

Face-off by CZE

Period: 1

	Won	Lost
DZ	5	0
MZ	4	6
AZ	3	3
Total	12	9

Period 1 (CZE - SWE)



Face-off by SWE

Period: 1

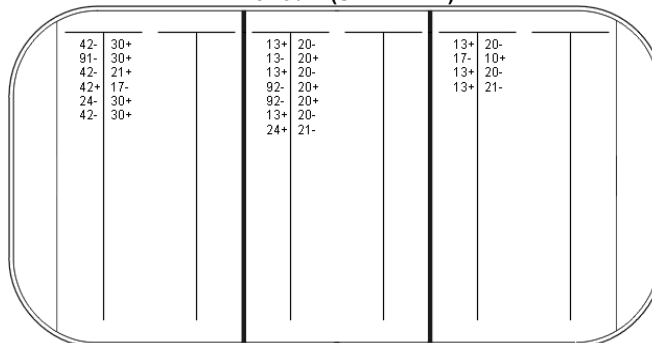
	Won	Lost
DZ	3	3
MZ	6	4
AZ	0	5
Total	9	12

Face-off by SWE

Period: 2

	Won	Lost
DZ	1	5
MZ	4	3
AZ	3	1
Total	8	9

Period 2 (SWE - CZE)



Face-off by CZE

Period: 2

	Won	Lost
DZ	1	3
MZ	3	4
AZ	5	1
Total	9	8

Game total

	Won	Lost
DZ	4	8
MZ	10	7
AZ	3	6
Total	17	21

Game total


	Won	Lost
DZ	6	3
MZ	7	10
AZ	8	4
Total	21	17

Face-off by CZE

Period: 3

	Won	Lost
DZ	1	1
MZ	3	5
AZ	1	6
Total	5	12

Period 3 (CZE - SWE)



Face-off by SWE

Period: 3

	Won	Lost
DZ	6	1
MZ	5	3
AZ	1	1
Total	12	5

Game total

	Won	Lost
DZ	7	4
MZ	10	15
AZ	9	10
Total	26	29

Game total

	Won	Lost
DZ	10	9
MZ	15	10
AZ	4	7
Total	29	26

LEGEND		
AZ	Attack zone	
DZ	Defensive zone	
MZ	Middle zone	



ICE HOCKEY MEN, FINAL ROUND, GAME 23
HOCKEY SUR GLACE HOMMES, TOUR FINALE, MATCH 23

PEAKS SUN 17 FEB 2002 / DIM 17 FEV 2002 START TIME / DÉBUT 19:00

CAN - GER

Referee

McCREARY Bill (IIHF)

Linesmen

NOWAK Tim (IIHF), NORRMAN Johan (IIHF)

Goalkeepers

Team: CAN	
No.	Name
30	BRODEUR Martin
31	JOSEPH Curtis
20	BELFOUR Ed (EG)

Team: GER	
No.	Name
33	SELIGER Marc
47	KUNAST Christian

Team Line-ups

Team: CAN (RED)		
No.	Pos.	Name
2	D	MACINNIS AI
9	F	KARIYA Paul
11	F	NOLAN Owen
44	D	PRONGER Chris
88	F	LINDROS Eric
12	F	IGINLA Jarome
21	F	GAGNE Simon
27	D	NIEDERMAYER Scott
52	D	FOOTE Adam
91	F	SAKIC Joe
3	D	BREWER Eric
4	D	BLAKE Rob
19	F	YZERMAN Steve
25	F	NIEUWENDYK Joe
94	F	SMYTH Ryan
14	F	SHANAHAN Brendan
37	F	PECA Mike
55	D	JOVANOVSKI Ed
74	F	FLEURY Theo
Head Coach: QUINN Pat		

Team: GER (WHITE)		
No.	Pos.	Name
13	D	SCHUBERT Christoph
17	F	HECHT Jochen
20	F	RUMRICH Jurgen
21	F	USTORF Stefan
36	D	GOLDMANN Erich
12	D	LUDEMANN Mirko
19	F	STURM Marco
48	F	SOCCIO Leonard
49	F	KATHAN Klaus
83	F	BENDA Jan
10	D	EHRHOFF Christian
22	F	REICHEL Martin
26	F	KREUTZER Daniel
27	F	ABSTREITER Tobias
41	D	KUNCE Daniel
16	F	HYNES Wayne
18	F	LOTH Andreas
31	D	RENTZ Andreas
81	F	MACKAY Mark
84	D	SEIDENBERG Dennis
Head Coach: ZACH Hans		

Group C

R	Team	G	W	T	L	GF:GA	PTS
1	SWE	2	2	0	0	7:3	4
2	CZE	2	1	0	1	9:4	2
3	CAN	1	0	0	1	2:5	0
4	GER	1	0	0	1	2:8	0

	CAN	CZE	GER	SWE
CAN		18 Mon/16:10	17 Sun/19:00	2:5
CZE	18 Mon/16:10		8:2	1:2
GER	17 Sun/19:00	2:8		18 Mon/19:00
SWE	5:2	2:1	18 Mon/19:00	

LEGEND

EG	Emergency goalkeeper	No.	Player number	R	Rank
G	Number of games played	Pos.	Position	T	Number of games tied
GA	Goals against		D - Defense	W	Number of games won
GF	Goals for		F - Forward		
L	Number of games lost	PTS	Points		



ICE HOCKEY MEN

Round	FINAL ROUND	Venue	Peaks	Date	17 Feb 2002	Start	19.00	Spectators	6425	Game no.	23
--------------	-------------	--------------	-------	-------------	-------------	--------------	-------	-------------------	------	-----------------	----

Home team (A) (Jersey colour)		Canada (RED)		Goals																Penalties								
No.	Name	Pos.	L	SOG	#	Time	G	A1	A2	GS	P1	P2	P3	P4	P5	P6	N1	N2	N3	N4	N5	N6	Time	No.	Min	Offence	Start	End
2*	MACINNIS Al	D	1	3	1	28:59	91	21		EQ	2	12	21	30	44	91	10	22	26	27	31	33	00:24	88	2	ROUGH	00:24	02:24
3	BREWER Eric	D	3	0	2	34:23	9	11		PP1	4	9	11	27	30	88	16	31	33	81	84		13:00	44	2	HI-ST	13:00	15:00
4	BLAKE Rob	D	3	1	3	38:25	52	55	25	EQ	14	25	30	52	55	74	10	19	31	33	48	84	24:35	4	2	TRIP	24:35	26:35
9*	KARIYA Paul	F	1	5																			43:19	88	2	HI-ST	43:19	45:19
11*	NOLAN Owen	F	1	2																			52:16	2	2	TRIP	52:16	53:51
12	IGINLA Jarome	F	2	0																								
14	SHANAHAN Brendan	F	4	2																								
19	YZERMAN Steve	A	F	3	0																							
20	BELFOUR Ed	EG		0																								
21	GAGNE Simon	F	2	2																								
25	NIEUWENDYK Joe	F	3	4																								
27	NIEDERMAYER Scott	D	2	1																								
30*	BRODEUR Martin	GK		0																								
31	JOSEPH Curtis	GK		0																								
37	PECA Mike	A	F	4	1																							
44*	PRONGER Chris	D	1	3																								
52	FOOTE Adam	D	2	3																								
55	JOVANOVSKI Ed	D	4	1																								
74	FLEURY Theo	F	4	3																								
88*	LINDROS Eric	F	1	0																								
91	SAKIC Joe	C	F	2	2																							
94	SMYTH Ryan	F	3	4																								
Team Manager:	NICHOLSON Robert		Head Coach:	QUINN Pat		Assistant Coach:	HITCHCOCK Ken																					

Visiting team (B) (Jersey colour)		Germany (WHITE)		Goals																Penalties									
No.	Name	Pos.	L	SOG	#	Time	G	A1	A2	GS	P1	P2	P3	P4	P5	P6	N1	N2	N3	N4	N5	N6	Time	No.	Min	Offence	Start	End	
10	EHRHOFF Christian	D	3	0	1	47:36	18	81	12	EQ	12	16	18	33	81	84	4	19	25	30	52	94	07:59	10	2	CROSS	07:59	09:59	
12	LUDEMANN Mirko	D	2	1	2	53:51	17	13	27	PP1	13	17	21	27	33	84	3	4	21	30	37		33:24	41	5	ROUGH	33:24	38:24	
13*	SCHUBERT Christoph	D	1	0																				33:24	41	20	GA-MI	33:24	60:00
16	HYNES Wayne	F	4	0																									
17*	HECHT Jochen	F	1	5																									
18	LOTH Andreas	F	4	3																									
19	STURM Marco	F	2	2																									
20*	RUMRICH Jurgen	C	F	1	1																								
21*	USTORF Stefan	F	1	0																									
22	REICHEL Martin	F	3	0																									
26	KREUTZER Daniel	F	3	1																									
27	ABSTREITER Tobias	A	F	3	0																								
31	RENN Andreas	D	4	0																									
33*	SELIGER Marc	GK		0																									
36*	GOLDMANN Erich	D	1	0																									
41	KUNCE Daniel	D	3	1																									
47	KUNAST Christian	GK		0																									
48	SOCCIO Leonard	F	2	0																									
49	KATHAN Klaus	F	2	2																									
81	MACKAY Mark	A	F	4	1																								
83	BENDA Jan	F	2	2																									
84	SEIDENBERG Dennis	D	4	1																									
Team Manager:	REINDL Franz		Head Coach:	ZACH Hans		Assistant Coach:	ENGBRECHT Bernhard																						

Game Summary		Saves										Goalkeeper Records						Goalkeeper Changes		
P	G A:B	SOG A:B	PIM A:B	PPGF A:B	SHGF A:B	GKA1	GKA2	EGA	GKB1	GKB2	EGB	GKA	MIP	GA	GKB	MIP	GA	Time	GKA	GKB
1	0:0	10:8	4:2	0:0	0:0	8	0	0	10	0	0	30	60:00	2	33	59:56	3	00:00	30	33
2	3:0	17:4	2:25	1:0	0:0	4	0	0	14	0	0							59:56	30	--
3	0:2	10:8	4:0	0:1	0:0	6	0	0	10	0	0							60:00	--	--
OVT																				
GWS																				
Total	3:2	37:20	10:27	1:1	0:0	18	0	0	34	0	0									
												Start of game: 19:00 End of game: 20:59								
												Time-out A: Time-out B: 59:56								
												Game Supervisor: DALY Bill								



ICE HOCKEY MEN, FINAL ROUND, GAME 23
HOCKEY SUR GLACE HOMMES, TOUR FINALE, MATCH 23

PEAKS SUN 17 FEB 2002 / DIM 17 FEV 2002 START TIME / DÉBUT 19:00

CAN - GER 3-2 (0-0, 3-0, 0-2)

Spectators	Referee	Linesmen
6425	McCREARY Bill (IIHF)	NOWAK Tim (IIHF), NORRMAN Johan (IIHF)

Team Statistics

Period	Score	SVS	SOG	PIM	TPP	PPG	SHG
1	0 : 0	8 : 10	10 : 8	4 : 2	2:00 : 4:00	0 : 0	0 : 0
2	3 : 0	4 : 14	17 : 4	2 : 25	5:00 : 2:00	1 : 0	0 : 0
3	0 : 2	6 : 10	10 : 8	4 : 0	0:00 : 3:35	0 : 1	0 : 0
Total	3 : 2	18 : 34	37 : 20	10 : 27	7:00 : 9:35	1 : 1	0 : 0

1st Period

Action	Time	ET/Res	Team	Type	No.	Name	(G) Name of Assistant(s) / Action Description
GK	00:00		CAN		30	BRODEUR M	
GK	00:00		GER		33	SELIGER M	
Penalty	00:24	02:24	CAN	2 min.	88	LINDROS E	-Roughing
Penalty	07:59	09:59	GER	2 min.	10	EHRHOFF C	-Cross-checking
Penalty	13:00	15:00	CAN	2 min.	44	PRONGER C	-Highsticking

2nd Period

Action	Time	ET/Res	Team	Type	No.	Name	(G) Name of Assistant(s) / Action Description
GK	20:00		CAN		30	BRODEUR M	
GK	20:00		GER		33	SELIGER M	
Penalty	24:35	26:35	CAN	2 min.	4	BLAKE R	-Tripping
Goal	28:59	1:0	CAN	EQ	91	SAKIC J	(1) 21 GAGNE S On ice CAN 30 2 12 21 44 91 GER 33 10 22 26 27 31
Penalty	33:24	38:24	GER	5 min.	41	KUNCE D	-Roughing
Penalty	33:24	60:00	GER	20 min.	41	KUNCE D	-Game Misconduct
Goal	34:23	2:0	CAN	PP1	9	KARIYA P	(1) 11 NOLAN O On ice CAN 30 4 9 11 27 88 GER 33 16 31 81 84
Goal	38:25	3:0	CAN	EQ	52	FOOTE A	(1) 55 JOVANOVSKI E On ice CAN 30 14 25 52 55 74 25 NIEUWENDYK J GER 33 10 19 31 48 84

3rd Period

Action	Time	ET/Res	Team	Type	No.	Name	(G) Name of Assistant(s) / Action Description
GK	40:00		CAN		30	BRODEUR M	
GK	40:00		GER		33	SELIGER M	
Penalty	43:19	45:19	CAN	2 min.	88	LINDROS E	-Highsticking
Goal	47:36	3:1	GER	EQ	18	LOTH A	(2) 81 MACKAY M On ice CAN 30 4 19 25 52 94 12 LUDEMANN M GER 33 12 16 18 81 84
Penalty	52:16	53:51	CAN	2 min.	2	MACINNIS A	-Tripping
Goal	53:51	3:2	GER	PP1	17	HECHT J	(1) 13 SCHUBERT C On ice CAN 30 3 4 21 37 27 ABSTREITER T GER 33 13 17 21 27 84
GK	59:56		GER				33 SELIGER M-"Goalkeeper out"

Goalkeeper Records

Team: CAN - Canada			
No.	Goalkeepers	SOG	SVS
30	BRODEUR Martin	20	18
31	JOSEPH Curtis	0	0

Team: GER - Germany			
No.	Goalkeepers	SOG	SVS
33	SELIGER Marc	37	34
47	KUNAST Christian	0	0



Shots & Plus-Minus

Team: CAN - Canada							
No.	Pos.	Player	1	2	3	OT	TS +/-
2	D	MACINNIS Al	0	3	0	0	3 1
9	F	KARIYA Paul	2	2	1	0	5 0
11	F	NOLAN Owen	1	1	0	0	2 0
44	D	PRONGER Chris	0	2	1	0	3 1
88	F	LINDROS Eric	0	0	0	0	0 0
12	F	IGINLA Jarome	0	0	0	0	0 1
21	F	GAGNE Simon	1	0	1	0	2 1
27	D	NIEDERMAYER Scott	0	0	1	0	1 0
52	D	FOOTE Adam	1	2	0	0	3 0
91	F	SAKIC Joe	0	1	1	0	2 1
3	D	BREWER Eric	0	0	0	0	0 0
4	D	BLAKE Rob	1	0	0	0	1 -1
19	F	YZERMAN Steve	0	0	0	0	0 -1
25	F	NIEUWENDYK Joe	0	2	2	0	4 0
94	F	SMYTH Ryan	2	1	1	0	4 -1
14	F	SHANAHAN Brendan	1	0	1	0	2 1
37	F	PECA Mike	1	0	0	0	1 0
55	D	JOVANOVSKI Ed	0	0	1	0	1 1
74	F	FLEURY Theo	0	3	0	0	3 1
TOTALS			10	17	10	0	37

Head Coach: QUINN Pat

Team: GER - Germany							
No.	Pos.	Player	1	2	3	OT	TS +/-
13	D	SCHUBERT Christoph	0	0	0	0	0 0
17	F	HECHT Jochen	2	0	3	0	5 0
20	F	RUMRICH Jurgen	0	1	0	0	1 0
21	F	USTORF Stefan	0	0	0	0	0 0
36	D	GOLDMANN Erich	0	0	0	0	0 0
12	D	LUDEMANN Mirko	0	0	1	0	1 1
19	F	STURM Marco	1	1	0	0	2 -1
48	F	SOCCIO Leonard	0	0	0	0	0 -1
49	F	KATHAN Klaus	1	0	1	0	2 0
83	F	BENDA Jan	0	1	1	0	2 0
10	D	EHRHOFF Christian	0	0	0	0	0 -2
22	F	REICHEL Martin	0	0	0	0	0 -1
26	F	KREUTZER Daniel	1	0	0	0	1 -1
27	F	ABSTREITER Tobias	0	0	0	0	0 -1
41	D	KUNCE Daniel	1	0	0	0	1 0
16	F	HYNES Wayne	0	0	0	0	0 1
18	F	LOTH Andreas	1	0	2	0	3 1
31	D	RENZ Andreas	0	0	0	0	0 -2
81	F	MACKAY Mark	0	1	0	0	1 1
84	D	SEIDENBERG Dennis	1	0	0	0	1 0
TOTALS			8	4	8	0	20

Head Coach: ZACH Hans

Group C

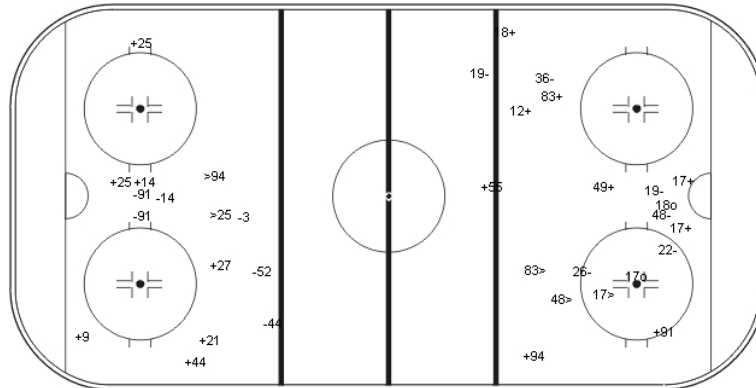
R	Team	GP	W	T	L	GF:GA	PTS
1	SWE	2	2	0	0	7:3	4
2	CZE	2	1	0	1	9:4	2
3	CAN	2	1	0	1	5:7	2
4	GER	2	0	0	2	4:11	0

	CAN	CZE	GER	SWE
CAN		18 FEB/16:10	3:2	2:5
CZE	18 FEB/16:10		8:2	1:2
GER	2:3	2:8		18 FEB/19:00
SWE	5:2	2:1	18 FEB/19:00	

LEGEND	
ET/Res	Penalty end time/Result of game
ENG	Empty net goal
EQ	Equal strength
(G)	Number of goals in tournament
GA	Goals against
GF	Goals for
GK	Goalkeeper
GP	Number of games played
GWS	Game winning shot
L	Number of games lost
No.	Player number
+/-	Net result of positive and negative participation
OT	Overtime
Pen.	Penalty
PIM	Penalties in minutes
Pos.	Position
	D - Defense
	F - Forward
PP1	Power play - 1 player
PP2	Power play - 2 players
PPG	Power play goals
PS	Penalty shot
PTS	Points
SH1	Shorthanded - 1 player
SH2	Shorthanded - 2 players
SHG	Shorthanded goals
SOG	Shots on goal
SSG	Shots saved by goalkeeper
SVS	Saves
T	Number of games tied
TS	Total shots by player
TPP	Time on power play
W	Number of games won



GK 33 of GER



GK 30 of CAN

Shots by CAN
 Goals (o): 0 SSG(+): 10
 SSP(<): 2 SPG(-): 6

Period: 3

Shots by GER
 Goals (o): 2 SSG(+): 6
 SSP(>): 3 SPG(-): 6

LEGEND

ENG Empty net goal
GK Goalkeeper

SPG Shots past goal
SSG Shots saved by goalkeeper

SSP Shots saved by player



ICE HOCKEY MEN, FINAL ROUND, GAME 23
 HOCKEY SUR GLACE HOMMES, TOUR FINALE, MATCH 23

PEAKS SUN 17 FEB 2002 / DIM 17 FEV 2002 START TIME / DÉBUT 19:00

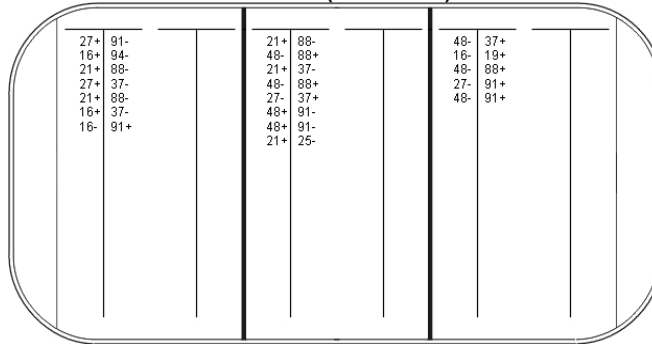
CAN - GER

Face-off by GER

Period: 1

	Won	Lost
DZ	6	1
MZ	5	3
AZ	0	5
Total	11	9

Period 1 (GER - CAN)



Face-off by CAN

Period: 1

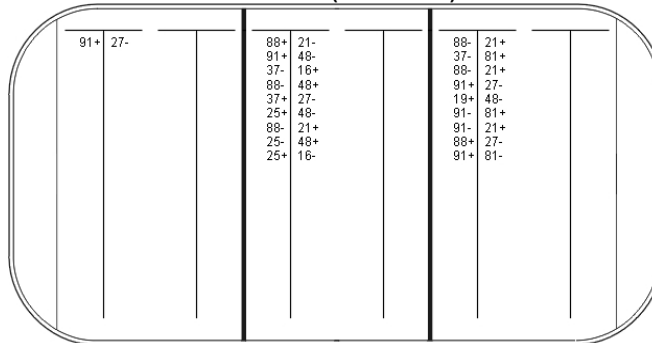
	Won	Lost
DZ	5	0
MZ	3	5
AZ	1	6
Total	9	11

Face-off by CAN

Period: 2

	Won	Lost
DZ	1	0
MZ	5	4
AZ	4	5
Total	10	9

Period 2 (CAN - GER)



Face-off by GER

Period: 2

	Won	Lost
DZ	5	4
MZ	4	5
AZ	0	1
Total	9	10

Game total

	Won	Lost
DZ	6	0
MZ	8	9
AZ	5	11
Total	19	20

Game total

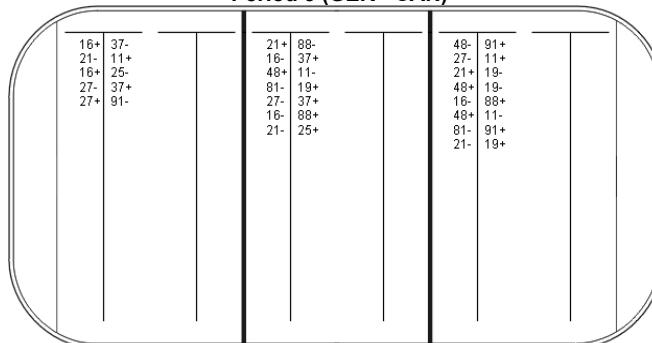
	Won	Lost
DZ	11	5
MZ	9	8
AZ	0	6
Total	20	19

Face-off by GER

Period: 3

	Won	Lost
DZ	3	2
MZ	2	5
AZ	3	5
Total	8	12

Period 3 (GER - CAN)



Face-off by CAN

Period: 3

	Won	Lost
DZ	5	3
MZ	5	2
AZ	2	3
Total	12	8

Game total

	Won	Lost
DZ	14	7
MZ	11	13
AZ	3	11
Total	28	31

Game total

	Won	Lost
DZ	11	3
MZ	13	11
AZ	7	14
Total	31	28

LEGEND

AZ Attack zone

DZ Defensive zone

MZ Middle zone



ICE HOCKEY MEN, FINAL ROUND, GAME 24
HOCKEY SUR GLACE HOMMES, TOUR FINALE, MATCH 24

E CENTER MON 18 FEB 2002 / LUN 18 FEV 2002 START TIME / DÉBUT 11:05

BLR - USA

Referee

WALKOM Stephen (IIHF)

Linesmen

CVIK Mike (IIHF), NANSEN Derek (IIHF)

Goalkeepers

Team: BLR	
No.	Name
2	SHABANOV Sergei
31	MEZIN Andrei
33	FATIKOV Leonid (EG)

Team: USA	
No.	Name
1	DUNHAM Mike
30	BARRASSO Tom
35	RICHTER Mike (EG)

Team Line-ups

Team: BLR (RED)		
No.	Pos.	Name
3	D	KHMYL Oleg
17	F	KALYUZHNY Aleksei
23	D	SALEI Ruslan
29	F	TSYPLAKOV Vladimir
32	F	PANKOV Dmitry
13	F	KOVALEV Andrei
24	F	DUDIK Dmitry
27	D	ZHURIK Aleksandr
30	D	KOPAT Vladimir
37	F	RASOLKO Andrei
5	D	ROMANOV Oleg
6	D	MATUSHKIN Igor
9	F	ANDRIEVSKY Aleksandr
11	F	BEKBULATOV Vadim
18	F	ANTONENKO Oleg
4	D	MAKRITSKY Aleksandr
14	F	PANKOV Vasily
21	D	MIKULCHIK Oleg
26	D	STAS Serguei
Head Coach:		

Team: USA (WHITE)		
No.	Pos.	Name
2	D	LEETCH Brian
3	D	RAFALSKI Brian
7	F	TKACHUK Keith
48	F	YOUNG Scott
97	F	ROENICK Jeremy
9	F	MODANO Mike
10	F	LECLAIR John
16	F	HULL Brett
20	D	SUTER Gary
24	D	CHELIOS Chris
6	D	HOUSLEY Phil
11	F	AMONTE Tony
13	F	GUERIN Bill
33	D	MILLER Aaron
39	F	WEIGHT Doug
5	D	POTI Tom
12	F	ROLSTON Brian
18	F	DRURY Chris
28	F	DEADMARSH Adam
61	F	YORK Mike
Head Coach:		

Group D

R	Team	G	W	T	L	GF:GA	PTS
1	USA	2	1	1	0	8 : 2	3
2	RUS	2	1	1	0	8 : 6	3
3	FIN	2	1	0	1	8 : 7	2
4	BLR	2	0	0	2	5 : 14	0

	BLR	FIN	RUS	USA
BLR		1:8	4:6	18 Mon/11:05
FIN	8:1		18 Mon/13:30	0:6
RUS	6:4	18 Mon/13:30		2:2
USA	18 Mon/11:05	6:0	2:2	

LEGEND

EG	Emergency goalkeeper	No.	Player number	R	Rank
G	Number of games played	Pos.	Position	T	Number of games tied
GA	Goals against		D - Defense	W	Number of games won
GF	Goals for		F - Forward		
L	Number of games lost	PTS	Points		



ICE HOCKEY MEN

Round	FINAL ROUND	Venue	E Center	Date	18 Feb 2002	Start	11.05	Spectators	8599	Game no.	24
-------	-------------	-------	----------	------	-------------	-------	-------	------------	------	----------	----

Home team (A) (Jersey colour)		Belarus (RED)		Goals																Penalties								
No.	Name	Pos.	L	SOG	#	Time	G	A1	A2	GS	P1	P2	P3	P4	P5	P6	N1	N2	N3	N4	N5	N6	Time	No.	Min	Offence	Start	End
2	SHABANOV Sergei	GK		0	1	00:20	32	29	3	EQ	3	17	23	29	31	32	9	10	16	20	24	30	16:55	30	2	HOOK	16:55	18:55
3*	KHMYL Oleg	A	D	1	0																		21:46	27	2	SLASH	21:46	22:46
4	MAKRITSKY Aleksandr	D	4	0																			33:28	4	2	HOLD	33:28	35:28
5	ROMANOV Oleg	D	3	1																			37:12	23	2	HOOK	37:12	39:12
6	MATUSHKIN Igor	D	3	1																								
9	ANDRIEVSKY Aleksandr	C	F	3	0																							
11	BEKBULATOV Vadim	F	3	2																								
13	KOVALEV Andrei	F	2	1																								
14	PANKOV Vasily	F	4	0																								
17*	KALYUZHNY Aleksei	F	1	1																								
18	ANTONENKO Oleg	F	3	2																								
21	MIKULCHIK Oleg	D	4	0																								
23*	SALEI Rustan	D	1	1																								
24	DUDIK Dmitry	F	2	0																								
26	STAS Serguei	D	4	1																								
27	ZHURIK Aleksandr	D	2	2																								
29*	TSYPLAKOV Vladimir	A	F	1	0																							
30	KOPAT Vladimir	D	2	0																								
31*	MEZIN Andrei	GK		0																								
32*	PANKOV Dmitry	F	1	1																								
33	FATIKOV Leonid	EG		0																								
37	RASOLKO Andrei	F	2	0																								

Team Manager: LESHCHIK Alexander Head Coach: KRIKUNOV Vladimir Assistant Coach: VORONIN Valery

Visiting team (B) (Jersey colour)		USA (WHITE)		Goals																Penalties								
No.	Name	Pos.	L	SOG	#	Time	G	A1	A2	GS	P1	P2	P3	P4	P5	P6	N1	N2	N3	N4	N5	N6	Time	No.	Min	Offence	Start	End
1	DUNHAM Mike	GK		0	1	20:46	16	9		EQ	9	10	16	20	24	30	3	17	23	29	31	32	06:00	10	2	HOLD	06:00	08:00
2	LEETCH Brian	D	1	3	2	22:46	10	16	2	PP1	2	3	9	10	16	30	5	6	9	11	31		12:25	16	2	IL-EQ	12:25	14:25
3	RAFALSKI Brian	D	1	0	3	27:33	10	9	16	EQ	3	6	9	10	16	30	3	17	23	29	31	32	30:46	5	2	ROUGH	30:46	32:46
5	POTI Tom	D	4	0	4	44:28	48	61	97	EQ	5	24	30	48	61	97	5	6	9	11	18	31	49:17	3	2	HOLD	49:17	51:17
6	HOUSLEY Phil	D	3	1	5	50:45	28	12		SH1	12	20	24	28	30		5	6	11	29	31	32						
7	TKACHUK Keith	F	1	0	6	52:34	48	97		EQ	3	5	30	48	61	97	5	6	9	11	18	31						
9*	MODANO Mike	F	2	1	7	53:32	13	11		EQ	2	11	13	24	30	39	3	17	23	29	31	32						
10*	LECLAIR John	F	2	7	8	56:26	13	28	12	EQ	2	12	13	28	30	33	13	18	27	30	31	37						
11	AMONTE Tony	F	3	3																								
12	ROLSTON Brian	F	4	6																								
13	GUERIN Bill	F	3	5																								
16*	HULL Brett	F	2	8																								
18	DRURY Chris	F	4	3																								
20*	SUTER Gary	D	2	3																								
24*	CHELIOS Chris	C	D	2	1																							
28	DEADMARSH Adam	F	4	1																								
30*	BARRASSO Tom	GK		0																								
33	MILLER Aaron	D	3	0																								
35	RICHTER Mike	EG		0																								
39	WEIGHT Doug	F	3	2																								
48	YOUNG Scott	F	1	2																								
61	YORK Mike	F	4	1																								
97	ROENICK Jeremy	F	1	1																								

Team Manager: PATRICK Craig Head Coach: BROOKS Herb Assistant Coach: CUNNIFF John

Game Summary											Saves					Goalkeeper Records					Goalkeeper Changes		
P	G A:B	SOG A:B	PIM A:B	PPGF A:B	SHGF A:B	GKA1	GKA2	EGA	GKB1	GKB2	EGB	GKA	MIP	GA	GKB	MIP	GA	Time	GKA	GKB			
1	1:0	6:15	2:4	0:0	0:0	15	0	0	5	0	0	31	60:00	8	30	60:00	1	00:00	31	30			
2	0:3	3:18	6:2	0:1	0:0	15	0	0	3	0	0							60:00	--	--			
3	0:5	4:15	0:2	0:0	0:1	10	0	0	4	0	0												
OVT																							
GWS																							
Total	1:8	13:48	8:8	0:1	0:1	40	0	0	12	0	0												

Start of game: 11:05 End of game: 13:02
 Time-out A: Time-out B:
 Game Supervisor: SUBRT Miroslav



ICE HOCKEY MEN, FINAL ROUND, GAME 24
HOCKEY SUR GLACE HOMMES, TOUR FINALE, MATCH 24

E CENTER MON 18 FEB 2002 / LUN 18 FEV 2002 START TIME / DÉBUT 11:05

BLR - USA 1-8 (1-0, 0-3, 0-5)

Spectators	Referee	Linesmen
8599	WALKOM Stephen (IIHF)	CVIK Mike (IIHF), NANSEN Derek (IIHF)

Team Statistics

Period	Score	SVS	SOG	PIM	TPP	PPG	SHG
1	1 : 0	15 : 5	6 : 15	2 : 4	4:00 : 2:00	0 : 0	0 : 0
2	0 : 3	15 : 3	3 : 18	6 : 2	2:00 : 5:00	0 : 1	0 : 0
3	0 : 5	10 : 4	4 : 15	0 : 2	2:00 : 0:00	0 : 0	0 : 1
Total	1 : 8	40 : 12	13 : 48	8 : 8	8:00 : 7:00	0 : 1	0 : 1

1st Period

Action	Time	ET/Res	Team	Type	No.	Name	(G) Name of Assistant(s) / Action Description
GK	00:00		BLR		31	MEZIN A	
GK	00:00		USA		30	BARRASSO T	
Goal	00:20	1:0	BLR	EQ	32	PANKOV D	(2) 29 TSYPLAKOV V 3 KHYMYL O On ice BLR 31 3 17 23 29 32 USA 30 9 10 16 20 24
Penalty	06:00	08:00	USA	2 min.	10	LECLAIR J	-Holding
Penalty	12:25	14:25	USA	2 min.	16	HULL B	-Illegal Equipment
Penalty	16:55	18:55	BLR	2 min.	30	KOPAT V	-Hooking

2nd Period

Action	Time	ET/Res	Team	Type	No.	Name	(G) Name of Assistant(s) / Action Description
GK	20:00		BLR		31	MEZIN A	
GK	20:00		USA		30	BARRASSO T	
Goal	20:46	1:1	USA	EQ	16	HULL B	(2) 9 MODANO M On ice BLR 31 3 17 23 29 32 USA 30 9 10 16 20 24
Penalty	21:46	22:46	BLR	2 min.	27	ZHURIK A	-Slashing
Goal	22:46	1:2	USA	PP1	10	LECLAIR J	(4) 16 HULL B 2 LEETCH B On ice BLR 31 5 6 9 11 USA 30 2 3 9 10 16
Goal	27:33	1:3	USA	EQ	10	LECLAIR J	(5) 9 MODANO M 16 HULL B On ice BLR 31 3 17 23 29 32 USA 30 3 6 9 10 16
Penalty	30:46	32:46	USA	2 min.	5	POTI T	-Roughing
Penalty	33:28	35:28	BLR	2 min.	4	MAKRITSKY A	-Holding
Penalty	37:12	39:12	BLR	2 min.	23	SALEI R	-Hooking

3rd Period

Action	Time	ET/Res	Team	Type	No.	Name	(G) Name of Assistant(s) / Action Description
GK	40:00		BLR		31	MEZIN A	
GK	40:00		USA		30	BARRASSO T	
Goal	44:28	1:4	USA	EQ	48	YOUNG S	(2) 61 YORK M 97 ROENICK J On ice BLR 31 5 6 9 11 18 USA 30 5 24 48 61 97
Penalty	49:17	51:17	USA	2 min.	3	RAFALSKI B	-Holding
Goal	50:45	1:5	USA	SH1	28	DEADMARSH A	(1) 12 ROLSTON B On ice BLR 31 5 6 11 29 32 USA 30 12 20 24 28
Goal	52:34	1:6	USA	EQ	48	YOUNG S	(3) 97 ROENICK J On ice BLR 31 5 6 9 11 18 USA 30 3 5 48 61 97
Goal	53:32	1:7	USA	EQ	13	GUERIN B	(2) 11 AMONTE T On ice BLR 31 3 17 23 29 32 USA 30 2 11 13 24 39
Goal	56:26	1:8	USA	EQ	13	GUERIN B	(3) 28 DEADMARSH A 12 ROLSTON B On ice BLR 31 13 18 27 30 37 USA 30 2 12 13 28 33



Goalkeeper Records

Team: BLR - Belarus			
No.	Goalkeepers	SOG	SVS
31	MEZIN Andrei	48	40
2	SHABANOV Sergei	0	0

Team: USA - USA			
No.	Goalkeepers	SOG	SVS
30	BARRASSO Tom	13	12
	DUNHAM Mike	0	

Shots & Plus-Minus

Team: BLR - Belarus								
No.	Pos.	Player	1	2	3	OT	TS	+/-
3	D	KHMYL Oleg	0	0	0	0	0	-2
17	F	KALYUZHNY Aleksei	1	0	0	0	1	-2
23	D	SALEI Ruslan	0	1	0	0	1	-2
29	F	TSYPLAKOV Vladimir	0	0	0	0	0	-3
32	F	PANKOV Dmitry	1	0	0	0	1	-3
13	F	KOVALEV Andrei	1	0	0	0	1	-1
24	F	DUDIK Dmitry	0	0	0	0	0	0
27	D	ZHURIK Aleksandr	0	0	2	0	2	-1
30	D	KOPAT Vladimir	0	0	0	0	0	-1
37	F	RASOLKO Andrei	0	0	0	0	0	-1
5	D	ROMANOV Oleg	0	1	0	0	1	-3
6	D	MATUSHKIN Igor	1	0	0	0	1	-3
9	F	ANDRIEVSKY Aleksandr	0	0	0	0	0	-2
11	F	BEKBULATOV Vadim	2	0	0	0	2	-3
18	F	ANTONENKO Oleg	0	0	2	0	2	-3
4	D	MAKRITSKY Aleksandr	0	0	0	0	0	0
14	F	PANKOV Vasily	0	0	0	0	0	0
21	D	MIKULCHIK Oleg	0	0	0	0	0	0
26	D	STAS Serguei	0	1	0	0	1	0
TOTALS			6	3	4	0	13	
Head Coach: KRIKUNOV Vladimir								

Team: USA - USA								
No.	Pos.	Player	1	2	3	OT	TS	+/-
2	D	LEETCH Brian	1	2	0	0	3	2
3	D	RAFALSKI Brian	0	0	0	0	0	2
7	F	TKACHUK Keith	0	0	0	0	0	0
48	F	YOUNG Scott	0	0	2	0	2	2
97	F	ROENICK Jeremy	0	0	1	0	1	2
9	F	MODANO Mike	0	0	1	0	1	1
10	F	LECLAIR John	4	3	0	0	7	1
16	F	HULL Brett	3	3	2	0	8	1
20	D	SUTER Gary	0	2	1	0	3	1
24	D	CHELIOS Chris	0	1	0	0	1	3
6	D	HOUSLEY Phil	0	0	1	0	1	1
11	F	AMONTE Tony	1	2	0	0	3	1
13	F	GUERIN Bill	0	1	4	0	5	2
33	D	MILLER Aaron	0	0	0	0	0	1
39	F	WEIGHT Doug	1	1	0	0	2	1
5	D	POTI Tom	0	0	0	0	0	2
12	F	ROLSTON Brian	3	2	1	0	6	2
18	F	DRURY Chris	2	1	0	0	3	0
28	F	DEADMARSH Adam	0	0	1	0	1	2
61	F	YORK Mike	0	0	1	0	1	2
TOTALS			15	18	15	0	48	
Head Coach: BROOKS Herb								

Group D

R	Team	GP	W	T	L	GF:GA	PTS
1	USA	3	2	1	0	16:3	5
2	RUS	2	1	1	0	8:6	3
3	FIN	2	1	0	1	8:7	2
4	BLR	3	0	0	3	6:22	0

	BLR	FIN	RUS	USA
BLR		1:8	4:6	1:8
FIN	8:1		18 FEB/13:30	0:6
RUS	6:4	18 FEB/13:30		2:2
USA	8:1	6:0	2:2	

LEGEND


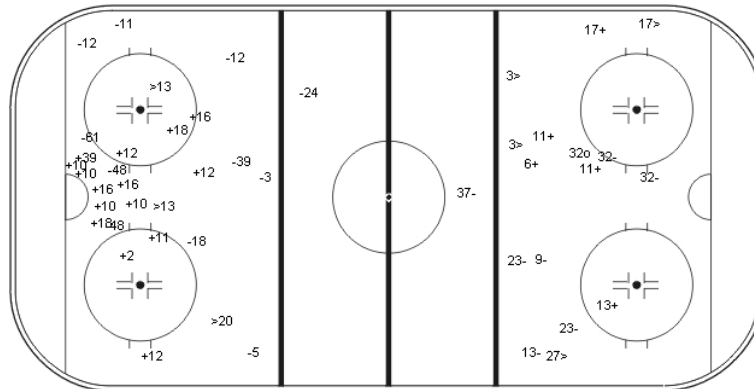
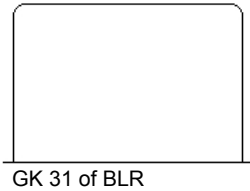
ET/Res	Penalty end time/Result of game	OT	Overtime	SH1	Shorthanded - 1 player
ENG	Empty net goal	Pen.	Penalty	SH2	Shorthanded - 2 players
EQ	Equal strength	PIM	Penalties in minutes	SHG	Shorthanded goals
(G)	Number of goals in tournament	Pos.	Position	SOG	Shots on goal
GA	Goals against		D - Defense	SSG	Shots saved by goalkeeper
GF	Goals for		F - Forward	SVS	Saves
GK	Goalkeeper	PP1	Power play - 1 player	T	Number of games tied
GP	Number of games played	PP2	Power play - 2 players	TS	Total shots by player
GWS	Game winning shot	PPG	Power play goals	TPP	Time on power play
L	Number of games lost	PS	Penalty shot	W	Number of games won
No.	Player number	PTS	Points		
+/-	Net result of positive and negative participation				



ICE HOCKEY MEN, FINAL ROUND, GAME 24
 HOCKEY SUR GLACE HOMMES, TOUR FINALE, MATCH 24

E CENTER MON 18 FEB 2002 / LUN 18 FEV 2002 START TIME / DÉBUT 11:05

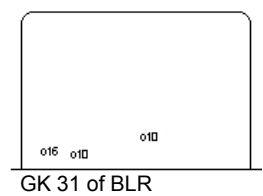
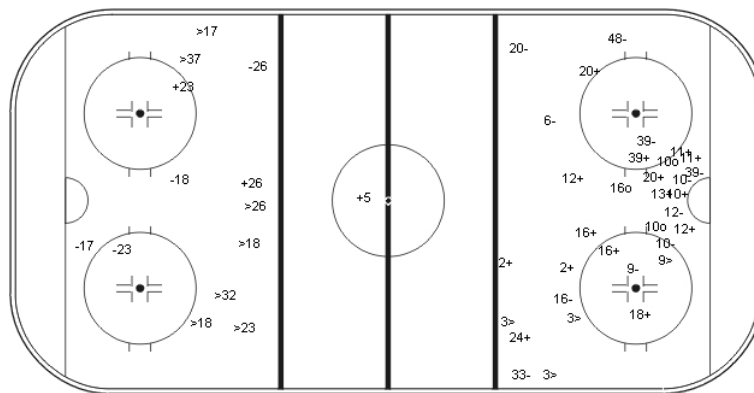

BLR - USA



Shots by USA
 Goals (o): 0 SSG(+): 15
 SSP(<): 3 SPG(-): 11

Period: 1

Shots by BLR
 Goals (o): 1 SSG(+): 5
 SSP(>): 4 SPG(-): 7



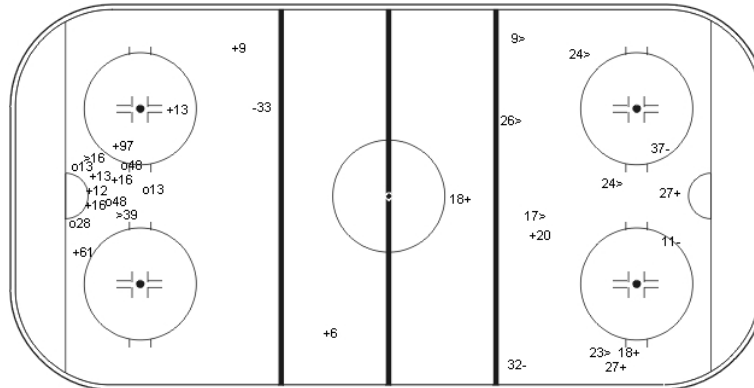
Shots by BLR
 Goals (o): 0 SSG(+): 3
 SSP(<): 7 SPG(-): 4

Period: 2

Shots by USA
 Goals (o): 3 SSG(+): 15
 SSP(>): 4 SPG(-): 11



GK 31 of BLR



GK 30 of USA

Shots by USA
 Goals (o): 5 SSG(+): 10
 SSP(<): 2 SPG(-): 1

Period: 3

Shots by BLR
 Goals (o): 0 SSG(+): 4
 SSP(>): 6 SPG(-): 3

LEGEND

ENG Empty net goal
GK Goalkeeper

SPG Shots past goal
SSG Shots saved by goalkeeper

SSP Shots saved by player



ICE HOCKEY MEN, FINAL ROUND, GAME 24
HOCKEY SUR GLACE HOMMES, TOUR FINALE, MATCH 24

E CENTER MON 18 FEB 2002 / LUN 18 FEV 2002 START TIME / DÉBUT 11:05

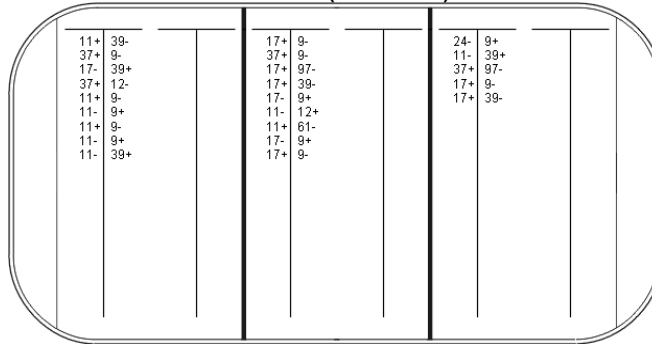
BLR - USA

Face-off by BLR

Period: 1

	Won	Lost
DZ	5	4
MZ	6	3
AZ	3	2
Total	14	9

Period 1 (BLR - USA)



Face-off by USA

Period: 1

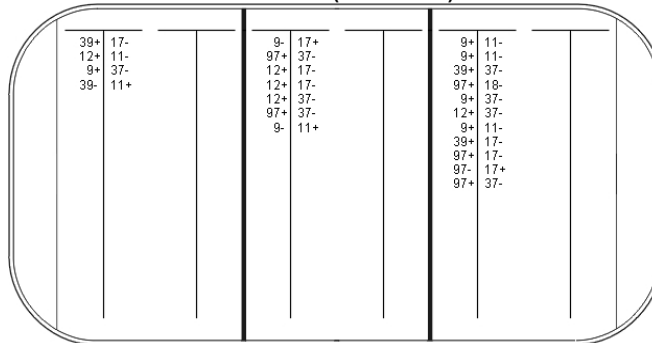
	Won	Lost
DZ	2	3
MZ	3	6
AZ	4	5
Total	9	14

Face-off by USA

Period: 2

	Won	Lost
DZ	3	1
MZ	5	2
AZ	10	1
Total	18	4

Period 2 (USA - BLR)



Face-off by BLR

Period: 2

	Won	Lost
DZ	1	10
MZ	2	5
AZ	1	3
Total	4	18

Game total

	Won	Lost
DZ	5	4
MZ	8	8
AZ	14	6
Total	27	18

Game total


	Won	Lost
DZ	6	14
MZ	8	8
AZ	4	5
Total	18	27

Face-off by BLR

Period: 3

	Won	Lost
DZ	2	0
MZ	2	6
AZ	0	4
Total	4	10

Period 3 (BLR - USA)



Face-off by USA

Period: 3

	Won	Lost
DZ	4	0
MZ	6	2
AZ	0	2
Total	10	4

Game total

	Won	Lost
DZ	8	14
MZ	10	14
AZ	4	9
Total	22	37

Game total

	Won	Lost
DZ	9	4
MZ	14	10
AZ	14	8
Total	37	22

LEGEND

AZ Attack zone

DZ Defensive zone

MZ Middle zone



ICE HOCKEY MEN, FINAL ROUND, GAME 25
HOCKEY SUR GLACE HOMMES, TOUR FINALE, MATCH 25

PEAKS MON 18 FEB 2002 / LUN 18 FEV 2002 START TIME / DÉBUT 13:30

RUS - FIN

Referee

LARUE Dennis (IIHF)

Linesmen

MORIN Jean (IIHF), BLUMEL Petr (IIHF)

Goalkeepers

Team: RUS	
No.	Name
31	PODOMATSKY Yegor
35	KHABIBULIN Nikolai
30	BRYZGALOV Ilja (EG)

Team: FIN	
No.	Name
30	NURMINEN Pasi
35	HURME Jani
31	MARKKANEN Jussi (EG)

Team Line-ups

Team: RUS (WHITE)		
No.	Pos.	Name
2	D	MIRONOV Boris
10	F	BURE Pavel
13	F	ZHAMNOV Alexei
20	F	BURE Valeri
23	D	MALAKHOV Vladimir
11	D	KASPARAITIS Darius
27	F	KOVALEV Alexei
33	F	NIKOLISHIN Andrei
55	D	GONCHAR Sergei
79	F	YASHIN Alexei
5	D	MARKOV Daniil
7	D	TVERDOVSKY Oleg
14	F	SAMSONOV Sergei
71	F	KOVALCHUK Ilya
91	F	FEDOROV Sergei
8	F	LARIONOV Igor
12	F	KVASHA Oleg
26	F	DATSYUK Pavel
29	D	KRAVTCHOUK Igor
61	F	AFINOGENOV Maxim
Head Coach: FETISOV Viacheslav		

Team: FIN (BLUE)		
No.	Pos.	Name
4	D	TIMONEN Kimmo
8	F	SELANNE Teemu
26	F	LEHTINEN Jere
27	D	NUMMINEN Teppo
41	F	AALTO Antti
7	D	BERG Aki-Petteri
10	D	NIEMINEN Ville
21	D	LUMME Jyrki
24	F	KAPANEN Sami
36	F	YLONEN Juha
5	D	SALO Sami
12	F	JOKINEN Olli
16	F	HAGMAN Niklas
17	F	KALLIO Tomi
44	D	NIINIMAA Janne
6	D	VAANANEN Ossi
14	F	HELMINEN Raimo
22	F	ELORANTA Mikko
37	F	RUUTU Jarkko
42	F	LIND Juha
Head Coach: ARAVIRTA Hannu		

Group D

R	Team	G	W	T	L	GF:GA	PTS
1	USA	2	1	1	0	8 : 2	3
2	RUS	2	1	1	0	8 : 6	3
3	FIN	2	1	0	1	8 : 7	2
4	BLR	2	0	0	2	5 : 14	0

	BLR	FIN	RUS	USA
BLR		1:8	4:6	18 Mon/11:05
FIN	8:1		18 Mon/13:30	0:6
RUS	6:4	18 Mon/13:30		2:2
USA	18 Mon/11:05	6:0	2:2	

LEGEND

EG	Emergency goalkeeper	No.	Player number	R	Rank
G	Number of games played	Pos.	Position	T	Number of games tied
GA	Goals against		D - Defense	W	Number of games won
GF	Goals for		F - Forward		
L	Number of games lost	PTS	Points		



ICE HOCKEY MEN

Round	FINAL ROUND	Venue	Peaks	Date	18 Feb 2002	Start	13.30	Spectators	6360	Game no.	25
--------------	-------------	--------------	-------	-------------	-------------	--------------	-------	-------------------	------	-----------------	----

Home team (A) (Jersey colour)		Russia		(WHITE)		Goals																Penalties						
No.	Name	Pos.	L	SOG	#	Time	G	A1	A2	GS	P1	P2	P3	P4	P5	P6	N1	N2	N3	N4	N5	N6	Time	No.	Min	Offence	Start	End
2*	MIRONOV Boris	D	1	0	1	07:49	10	29		EQ	2	10	13	20	23	35	6	7	10	24	35	36	13:24	10	2	HI-ST	13:24	15:24
5	MARKOV Daniil	D	3	2																			19:42	27	2	HI-ST	19:42	21:42
7	TVERDOVSKY Oleg	D	3	0																			39:11	55	2	TRIP	39:11	40:33
8	LARIONOV Igor	C	F	4	1																		50:00	27	2	ROUGH	50:00	52:00
10*	BURE Pavel	A	F	1	4																		54:04	20	2	HI-ST	54:04	56:04
11	KASPARAITIS Darius	A	D	2	1																							
12	KVASHA Oleg	F	4	1																								
13*	ZHAMNOV Alexei	F	1	1																								
14	SAMSONOV Sergei	F	3	1																								
20*	BURE Valeri	F	1	2																								
23*	MALAKHOV Vladimir	D	1	0																								
26	DATSYUK Pavel	F	4	1																								
27	KOVALEV Alexei	F	2	1																								
29	KRAVTCOUK Igor	D	4	2																								
30	BRYZGALOV Ilya	EG		0																								
31	PODOMATSKY Yegor	GK		0																								
33	NIKOLISHIN Andrei	F	2	0																								
35*	KHABIBULIN Nikolai	GK		0																								
55	GONCHAR Sergei	D	2	2																								
61	AFINOGENOV Maxim	F	4	1																								
71	KOVALCHUK Ilya	F	3	2																								
79	YASHIN Alexei	F	2	1																								
91	FEDOROV Sergei	F	3	3																								

Team Manager: Head Coach: FETISOV Viacheslav Assistant Coach: YURZINOV Vladimir

Visiting team (B) (Jersey colour)		Finland		(BLUE)		Goals																Penalties						
No.	Name	Pos.	L	SOG	#	Time	G	A1	A2	GS	P1	P2	P3	P4	P5	P6	N1	N2	N3	N4	N5	N6	Time	No.	Min	Offence	Start	End
4*	TIMONEN Kimmo	D	1	1	1	30:57	8	6		EQ	4	8	14	21	26	35	5	14	29	35	71	91	04:14	41	2	INTRF	04:14	06:14
5	SALO Sami	D	3	2	2	36:15	22	36	24	EQ	7	21	22	24	35	36	2	8	10	20	23	35	12:03	37	2	HOLD	12:03	14:03
6	VAAANANEN Ossi	D	4	0	3	40:33	26	24	44	PP1	8	24	26	27	35	44	2	13	23	33	35		32:39	36	2	INTRF	32:39	34:39
7	BERG Aki-Petteri	D	2	0																			50:00	37	2	ROUGH	50:00	52:00
8*	SELANNE Teemu	C	F	1	6																							
10	NIEMINEN Ville	D	2	0																								
12	JOKINEN Olli	F	3	0																								
14	HELMINEN Raimo	F	4	1																								
16	HAGMAN Niklas	F	3	0																								
17	KALLIO Tomi	F	3	6																								
21	LUMME Jyrki	D	2	2																								
22	ELORANTA Mikko	F	4	2																								
24	KAPANEN Sami	A	F	2	3																							
26*	LEHTINEN Jere	F	1	3																								
27*	NUMMINEN Teppo	A	D	1	1																							
30	NURMINEN Pasi	GK		0																								
31	MARKKANEN Jussi	EG		0																								
35*	HURME Jani	GK		0																								
36	YLONEN Juha	F	2	0																								
37	RUUTU Jarkko	F	4	1																								
41*	AALTO Antti	F	1	1																								
42	LIND Juha	F	4	0																								
44	NIINIMAA Janne	D	3	0																								

Team Manager: RIIHIRANTA Heikki Head Coach: ARAVIRTA Hannu Assistant Coach: KURRI Jari

Game Summary											Saves					Goalkeeper Records					Goalkeeper Changes		
P	G A:B	SOG A:B	PIM A:B	PPGF A:B	SHGF A:B	GKA1	GKA2	EGA	GKB1	GKB2	EGB	GKA	MIP	GA	GKB	MIP	GA	Time	GKA	GKB			
1	1:0	11:2	4:4	0:0	0:0	2	0	0	10	0	0	35	60:00	3	35	60:00	1	00:00	35	35			
2	0:2	6:12	2:2	0:0	0:0	10	0	0	6	0	0							60:00	--	--			
3	0:1	9:15	4:2	0:1	0:0	14	0	0	9	0	0												
OVT																							
GWS																							
Total	1:3	26:29	10:8	0:1	0:0	26	0	0	25	0	0												
Start of game: 13:30 End of game: 15:24																							
Time-out A: Time-out B:																							
Game Supervisor: LACARRIERE Philippe																							



ICE HOCKEY MEN, FINAL ROUND, GAME 25
HOCKEY SUR GLACE HOMMES, TOUR FINALE, MATCH 25

PEAKS MON 18 FEB 2002 / LUN 18 FEV 2002 START TIME / DÉBUT 13:30

RUS - FIN 1-3 (1-0, 0-2, 0-1)

Spectators	Referee	Linesmen
6360	LARUE Dennis (IIHF)	MORIN Jean (IIHF), BLUMEL Petr (IIHF)

Team Statistics

Period	Score	SVS	SOG	PIM	TPP	PPG	SHG
1	1 : 0	2 : 10	11 : 2	4 : 4	3:21 : 1:39	0 : 0	0 : 0
2	0 : 2	10 : 6	6 : 12	2 : 2	2:00 : 2:31	0 : 0	0 : 0
3	0 : 1	14 : 9	9 : 15	4 : 2	0:00 : 2:33	0 : 1	0 : 0
Total	1 : 3	26 : 25	26 : 29	10 : 8	5:21 : 6:43	0 : 1	0 : 0

1st Period

Action	Time	ET/Res	Team	Type	No.	Name	(G) Name of Assistant(s) / Action Description
GK	00:00		RUS		35	KHABIBULIN N	
GK	00:00		FIN		35	HURME J	
Penalty	04:14	06:14	FIN	2 min.	41	AALTO A	-Interference
Goal	07:49	1:0	RUS	EQ	10	BURE P	(1) 29 KRAVTCHOUK I On ice RUS 35 2 10 13 20 23 FIN 35 6 7 10 24 36
Penalty	12:03	14:03	FIN	2 min.	37	RUUTU J	-Holding
Penalty	13:24	15:24	RUS	2 min.	10	BURE P	-Highsticking
Penalty	19:42	21:42	RUS	2 min.	27	KOVALEV A	-Highsticking

2nd Period

Action	Time	ET/Res	Team	Type	No.	Name	(G) Name of Assistant(s) / Action Description
GK	20:00		RUS		35	KHABIBULIN N	
GK	20:00		FIN		35	HURME J	
Goal	30:57	1:1	FIN	EQ	8	SELANNE T	(3) 6 VAANANEN O On ice RUS 35 5 14 29 71 91 FIN 35 4 8 14 21 26
Penalty	32:39	34:39	FIN	2 min.	36	YLONEN J	-Interference
Goal	36:15	1:2	FIN	EQ	22	ELORANTA M	(2) 36 YLONEN J On ice RUS 35 2 8 10 20 23 24 KAPANEN S FIN 35 7 21 22 24 36
Penalty	39:11	40:33	RUS	2 min.	55	GONCHAR S	-Tripping

3rd Period

Action	Time	ET/Res	Team	Type	No.	Name	(G) Name of Assistant(s) / Action Description
GK	40:00		RUS		35	KHABIBULIN N	
GK	40:00		FIN		35	HURME J	
Goal	40:33	1:3	FIN	PP1	26	LEHTINEN J	(1) 24 KAPANEN S On ice RUS 35 2 13 23 33 44 NIINIMAA J FIN 35 8 24 26 27 44
Penalty	50:00	52:00	RUS	2 min.	27	KOVALEV A	-Roughing
Penalty	50:00	52:00	FIN	2 min.	37	RUUTU J	-Roughing
Penalty	54:04	56:04	RUS	2 min.	20	BURE V	-Highsticking

Goalkeeper Records

Team: RUS - Russia			
No.	Goalkeepers	SOG	SVS
35	KHABIBULIN Nikolai	29	26
31	PODOMATSKY Yegor	0	0

Team: FIN - Finland			
No.	Goalkeepers	SOG	SVS
35	HURME Jani	26	25
30	NURMINEN Pasi	0	0



Shots & Plus-Minus

Team: RUS - Russia								
No.	Pos.	Player	1	2	3	OT	TS	+/-
2	D	MIRONOV Boris	0	0	0	0	0	0
10	F	BURE Pavel	2	1	1	0	4	0
13	F	ZHAMNOV Alexei	1	0	0	0	1	1
20	F	BURE Valeri	1	0	1	0	2	0
23	D	MALAKHOV Vladimir	0	0	0	0	0	0
11	D	KASPARAITIS Darius	1	0	0	0	1	0
27	F	KOVALEV Alexei	1	0	0	0	1	0
33	F	NIKOLISHIN Andrei	0	0	0	0	0	0
55	D	GONCHAR Sergei	1	1	0	0	2	0
79	F	YASHIN Alexei	1	0	0	0	1	0
5	D	MARKOV Daniil	1	0	1	0	2	-1
7	D	TVERDOVSKY Oleg	0	0	0	0	0	0
14	F	SAMSONOV Sergei	0	0	1	0	1	-1
71	F	KOVALCHUK Ilya	0	2	0	0	2	-1
91	F	FEDOROV Sergei	2	0	1	0	3	-1
8	F	LARIONOV Igor	0	1	0	0	1	-1
12	F	KVASHA Oleg	0	0	1	0	1	0
26	F	DATSYUK Pavel	0	1	0	0	1	0
29	D	KRAVTCHOUK Igor	0	0	2	0	2	-1
61	F	AFINOGENOV Maxim	0	0	1	0	1	0
TOTALS			11	6	9	0	26	
Head Coach: FETISOV Viacheslav								

Team: FIN - Finland								
No.	Pos.	Player	1	2	3	OT	TS	+/-
4	D	TIMONEN Kimmo	0	0	1	0	1	1
8	F	SELANNE Teemu	0	4	2	0	6	1
26	F	LEHTINEN Jere	0	1	2	0	3	1
27	D	NUMMINEN Teppo	0	1	0	0	1	0
41	F	AALTO Antti	0	1	0	0	1	0
7	D	BERG Aki-Petteri	0	0	0	0	0	0
10	D	NIEMINEN Ville	0	0	0	0	0	-1
21	D	LUMME Jyrki	1	0	1	0	2	2
24	F	KAPANEN Sami	0	0	3	0	3	0
36	F	YLONEN Juha	0	0	0	0	0	0
5	D	SALO Sami	0	1	1	0	2	0
12	F	JOKINEN Olli	0	0	0	0	0	0
16	F	HAGMAN Niklas	0	0	0	0	0	0
17	F	KALLIO Tomi	1	2	3	0	6	0
44	D	NIINIMAA Janne	0	0	0	0	0	0
6	D	VAANANEN Ossi	0	0	0	0	0	-1
14	F	HELMINEN Raimo	0	0	1	0	1	1
22	F	ELORANTA Mikko	0	2	0	0	2	1
37	F	RUUTU Jarkko	0	0	1	0	1	0
42	F	LIND Juha	0	0	0	0	0	0
TOTALS			2	12	15	0	29	
Head Coach: ARAVIRTA Hannu								

Group D

R	Team	GP	W	T	L	GF:GA	PTS
1	USA	3	2	1	0	16:3	5
2	FIN	3	2	0	1	11:8	4
3	RUS	3	1	1	1	9:9	3
4	BLR	3	0	0	3	6:22	0

	BLR	FIN	RUS	USA
BLR		1:8	4:6	1:8
FIN	8:1		3:1	0:6
RUS	6:4	1:3		2:2
USA	8:1	6:0	2:2	

LEGEND

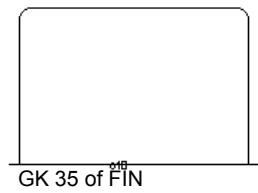
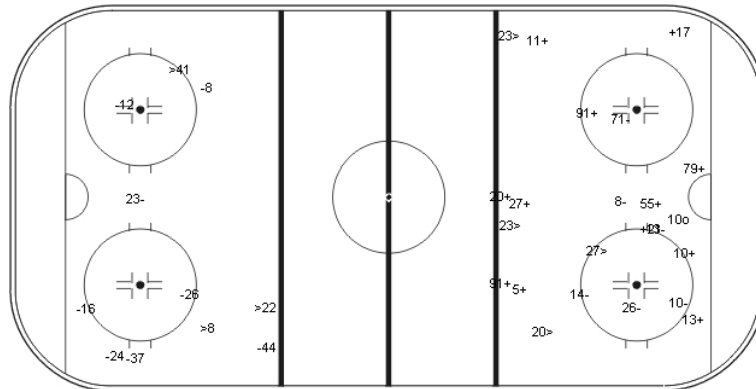

ET/Res	Penalty end time/Result of game	OT	Overtime	SH1	Shorthanded - 1 player
ENG	Empty net goal	Pen.	Penalty	SH2	Shorthanded - 2 players
EQ	Equal strength	PIM	Penalties in minutes	SHG	Shorthanded goals
(G)	Number of goals in tournament	Pos.	Position	SOG	Shots on goal
GA	Goals against		D - Defense	SSG	Shots saved by goalkeeper
GF	Goals for		F - Forward	SVS	Saves
GK	Goalkeeper	PP1	Power play - 1 player	T	Number of games tied
GP	Number of games played	PP2	Power play - 2 players	TS	Total shots by player
GWS	Game winning shot	PPG	Power play goals	TPP	Time on power play
L	Number of games lost	PS	Penalty shot	W	Number of games won
No.	Player number	PTS	Points		
+/-	Net result of positive and negative participation				



ICE HOCKEY MEN, FINAL ROUND, GAME 25
 HOCKEY SUR GLACE HOMMES, TOUR FINALE, MATCH 25

PEAKS MON 18 FEB 2002 / LUN 18 FEV 2002 START TIME / DÉBUT 13:30

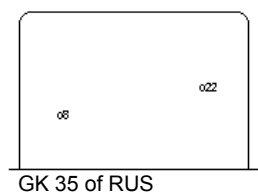
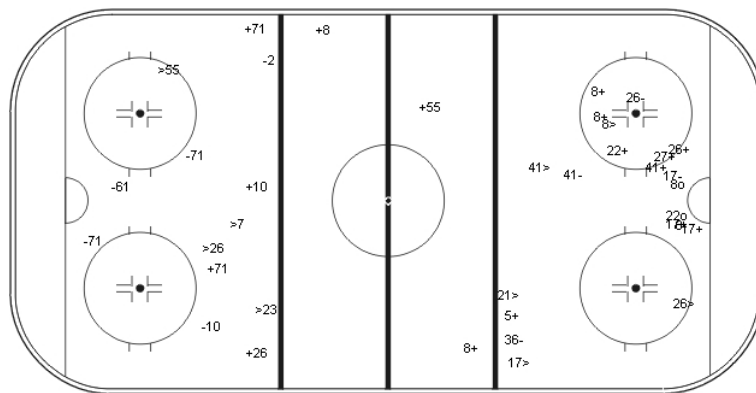

RUS - FIN



Shots by FIN
 Goals (o): 0 SSG(+): 2
 SSP(<): 3 SPG(-): 7

Period: 1

Shots by RUS
 Goals (o): 1 SSG(+): 10
 SSP(>): 4 SPG(-): 7



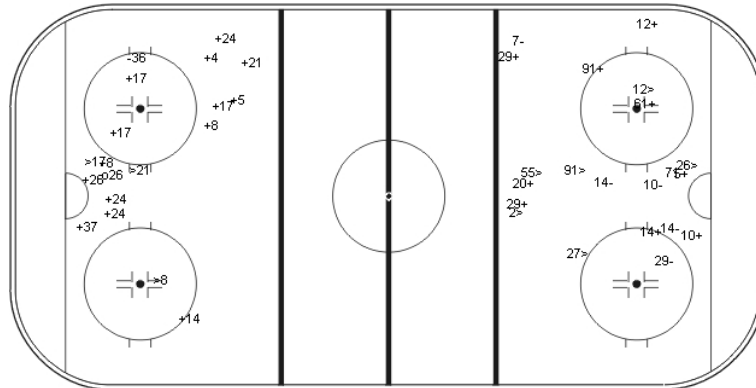
Shots by RUS
 Goals (o): 0 SSG(+): 6
 SSP(<): 4 SPG(-): 5

Period: 2

Shots by FIN
 Goals (o): 2 SSG(+): 10
 SSP(>): 5 SPG(-): 5



GK 35 of RUS



GK 35 of FIN

Shots by FIN
Goals (o): 1 SSG(+): 14
SSP(<): 3 SPG(-): 1

Period: 3

Shots by RUS
Goals (o): 0 SSG(+): 9
SSP(>): 6 SPG(-): 6

LEGEND

ENG Empty net goal
GK Goalkeeper

SPG Shots past goal
SSG Shots saved by goalkeeper

SSP Shots saved by player



ICE HOCKEY MEN, FINAL ROUND, GAME 25
HOCKEY SUR GLACE HOMMES, TOUR FINALE, MATCH 25

PEAKS MON 18 FEB 2002 / LUN 18 FEV 2002 START TIME / DÉBUT 13:30

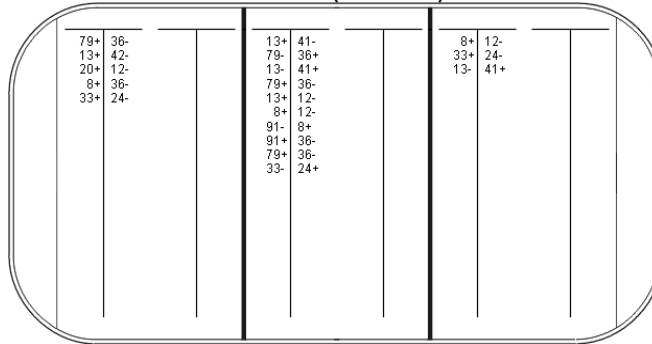
RUS - FIN

Face-off by RUS

Period: 1

	Won	Lost
DZ	5	0
MZ	6	4
AZ	2	1
Total	13	5

Period 1 (RUS - FIN)



Face-off by FIN

Period: 1

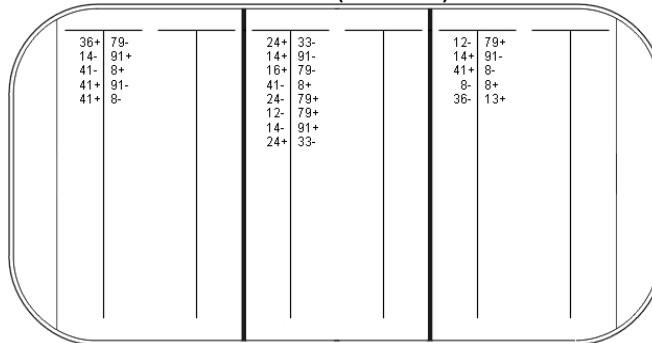
	Won	Lost
DZ	1	2
MZ	4	6
AZ	0	5
Total	5	13

Face-off by FIN

Period: 2

	Won	Lost
DZ	3	2
MZ	4	4
AZ	2	3
Total	9	9

Period 2 (FIN - RUS)



Face-off by RUS

Period: 2

	Won	Lost
DZ	3	2
MZ	4	4
AZ	2	3
Total	9	9

Game total

	Won	Lost
DZ	4	4
MZ	8	10
AZ	2	8
Total	14	22

Game total


	Won	Lost
DZ	8	2
MZ	10	8
AZ	4	4
Total	22	14

Face-off by RUS

Period: 3

	Won	Lost
DZ	1	1
MZ	3	0
AZ	3	5
Total	7	6

Period 3 (RUS - FIN)



Face-off by FIN

Period: 3

	Won	Lost
DZ	5	3
MZ	0	3
AZ	1	1
Total	6	7

Game total

	Won	Lost
DZ	9	3
MZ	13	8
AZ	7	9
Total	29	20

Game total

	Won	Lost
DZ	9	7
MZ	8	13
AZ	3	9
Total	20	29

LEGEND

AZ Attack zone

DZ Defensive zone

MZ Middle zone



ICE HOCKEY MEN, FINAL ROUND, GAME 26
HOCKEY SUR GLACE HOMMES, TOUR FINALE, MATCH 26

E CENTER MON 18 FEB 2002 / LUN 18 FEV 2002 START TIME / DÉBUT 16:10

CZE - CAN

Referee

McCREARY Bill (IIHF)

Linesmen

SCHACHTE Dan (IIHF), KULAKOV Sergei (IIHF)

Goalkeepers

Team: CZE	
No.	Name
23	CECHMANEK Roman
39	HASEK Dominik

Team: CAN	
No.	Name
20	BELFOUR Ed
30	BRODEUR Martin
31	JOSEPH Curtis (EG)

Team Line-ups

Team: CZE (RED)		
No.	Pos.	Name
4	D	HAMRLIK Roman
9	F	HAVLAT Martin
20	F	LANG Robert
41	D	SKOULA Martin
68	F	JAGR Jaromir
15	D	KABERLE Tomas
21	F	REICHEL Robert
24	F	HEJDUK Milan
26	F	RUCINSKY Martin
42	D	SMEHLIK Richard
6	D	SPACEK Jaroslav
13	D	KUBINA Pavel
17	F	SYKORA Petr
25	F	ELIAS Patrik
30	F	DOPITA Jiri
10	F	PATERA Pavel
16	F	CAJANEK Petr
19	F	DVORAK Radek
29	D	SYKORA Michal
38	F	HRDINA Jan
Head Coach: AUGUSTA Josef		

Team: CAN (WHITE)		
No.	Pos.	Name
2	D	MACINNIS Al
11	F	NOLAN Owen
44	D	PRONGER Chris
88	F	LINDROS Eric
94	F	SMYTH Ryan
9	F	KARIYA Paul
19	F	YZERMAN Steve
27	D	NIEDERMAYER Scott
52	D	FOOTE Adam
66	F	LEMIEUX Mario
3	D	BREWER Eric
4	D	BLAKE Rob
12	F	IGINLA Jarome
21	F	GAGNE Simon
91	F	SAKIC Joe
14	F	SHANAHAN Brendan
25	F	NIEUWENDYK Joe
37	F	PECA Mike
55	D	JOVANOVSKI Ed
74	F	FLEURY Theo
Head Coach: QUINN Pat		

Group C

R	Team	G	W	T	L	GF:GA	PTS
1	SWE	2	2	0	0	7 : 3	4
2	CZE	2	1	0	1	9 : 4	2
3	CAN	2	1	0	1	5 : 7	2
4	GER	2	0	0	2	4 : 11	0

	CAN	CZE	GER	SWE
CAN		18 Mon/16:10	3:2	2:5
CZE	18 Mon/16:10		8:2	1:2
GER	2:3	2:8		18 Mon/19:00
SWE	5:2	2:1	18 Mon/19:00	

LEGEND

EG	Emergency goalkeeper	No.	Player number	R	Rank
G	Number of games played	Pos.	Position	T	Number of games tied
GA	Goals against		D - Defense	W	Number of games won
GF	Goals for		F - Forward		
L	Number of games lost	PTS	Points		



ICE HOCKEY MEN

Round	FINAL ROUND	Venue	E Center	Date	18 Feb 2002	Start	16.10	Spectators	8599	Game no.	26
-------	-------------	-------	----------	------	-------------	-------	-------	------------	------	----------	----

Home team (A) (Jersey colour)		Czech Republic (RED)		Goals																Penalties								
No.	Name	Pos.	L	SOG	#	Time	G	A1	A2	GS	P1	P2	P3	P4	P5	P6	N1	N2	N3	N4	N5	N6	Time	No.	Min	Offence	Start	End
4*	HAMRLIK Roman	A	D	1	1	18:23	9	68		EQ	4	9	20	39	41	68	11	30	44	52	88	94	15:29	30	2	HOOK	15:29	17:29
6	SPACEK Jaroslav	D	3	1	2	23:08	9	13		EQ	6	9	13	20	39	68	3	4	11	30	88	94	25:22	15	2	HOLD	25:22	27:22
9*	HAVLAT Martin	F	1	3	3	53:17	30	4		EQ	4	17	25	30	39	41	2	14	25	30	37	44	32:23	26	2	HOOK	32:23	34:23
10	PATERA Pavel	F	4	0																								
13	KUBINA Pavel	D	3	1																								
15	KABERLE Tomas	D	2	1																								
16	CAJANEK Petr	F	4	0																								
17	SYKORA Petr	F	3	0																								
19	DVORAK Radek	F	4	0																								
20*	LANG Robert	F	1	1																								
21	REICHEL Robert	A	F	2	2																							
23	CECHMANEK Roman	GK		0																								
24	HEJDUK Milan	F	2	1																								
25	ELIAS Patrik	F	3	0																								
26	RUCINSKY Martin	F	2	2																								
29	SYKORA Michal	D	4	0																								
30	DOPITA Jiri	F	3	3																								
38	HRDINA Jan	F	4	1																								
39*	HASEK Dominik	GK		0																								
41*	SKOULA Martin	D	1	1																								
42	SMEHLIK Richard	D	2	1																								
68*	JAGR Jaromir	C	F	1	4																							

Team Manager: HLINKA Ivan Head Coach: AUGUSTA Josef Assistant Coach: MARTINEC Vladimir

Visiting team (B) (Jersey colour)		Canada (WHITE)		Goals																Penalties								
No.	Name	Pos.	L	SOG	#	Time	G	A1	A2	GS	P1	P2	P3	P4	P5	P6	N1	N2	N3	N4	N5	N6	Time	No.	Min	Offence	Start	End
2*	MACINNIS Al	D	1	2	1	09:11	66	27		EQ	9	27	30	52	66	74	6	13	16	19	38	39	06:12	2	2	HOOK	06:12	08:12
3	BREWER Eric	D	3	0	2	38:49	66	19		EQ	2	9	19	30	44	66	6	13	17	25	30	39	19:51	52	2	SLASH	19:51	21:51
4	BLAKE Rob	D	3	1	3	56:36	25	74	55	EQ	2	4	14	25	30	74	6	13	21	24	26	39						
9	KARIYA Paul	F	2	2																								
11*	NOLAN Owen	F	1	0																								
12	IGINLA Jarome	F	3	3																								
14	SHANAHAN Brendan	F	4	1																								
19	YZERMAN Steve	F	2	1																								
20	BELFOUR Ed	GK		0																								
21	GAGNE Simon	F	3	1																								
25	NIEUWENDYK Joe	F	4	3																								
27	NIEDERMAYER Scott	D	2	1																								
30*	BRODEUR Martin	GK		0																								
31	JOSEPH Curtis	EG		0																								
37	PECA Mike	F	4	0																								
44*	PRONGER Chris	A	D	1	2																							
52	FOOTE Adam	D	2	1																								
55	JOVANOVSKI Ed	D	4	3																								
66	LEMIEUX Mario	C	F	2	3																							
74	FLEURY Theo	F	4	3																								
88*	LINDROS Eric	F	1	3																								
91	SAKIC Joe	A	F	3	4																							
94*	SMYTH Ryan	F	1	2																								

Team Manager: NICHOLSON Robert Head Coach: QUINN Pat Assistant Coach: HITCHCOCK Ken

Game Summary											Saves					Goalkeeper Records					Goalkeeper Changes		
P	G A:B	SOG A:B	PIM A:B	PPGF A:B	SHGF A:B	GKA1	GKA2	EGA	GKB1	GKB2	EGB	GKA	MIP	GA	GKB	MIP	GA	Time	GKA	GKB			
1	1:1	6:13	2:4	0:0	0:0	12	0	0	5	0	0	39	60:00	3	30	60:00	3	00:00	39	30			
2	1:1	7:15	4:0	0:0	0:0	14	0	0	6	0	0	60:00	--	--	--	--	--	--	--	--			
3	1:1	10:8	0:0	0:0	0:0	7	0	0	9	0	0												
OVT																							
GWS																							
Total	3:3	23:36	6:4	0:0	0:0	33	0	0	20	0	0												
Start of game: 16:10 End of game: 18:11												Time-out A:		Time-out B:									
Game Supervisor: DOBIDA Hans																							



Referee	McCREARY Bill	Linesman	SCHACHTE Dan	Goal Judge	LORDS Harry	Video GJ	KOMMISSAROV Ko
Scorekeeper	EBERT Bob	Linesman	KULAKOV Sergei	Goal Judge	GREEN Bill	Game Timekeeper	ZITO Bob
Sign. Manager B	Sign. Manager A		Sign. Scorekeeper		Sign. Referee		

Event	Abbreviation of the tournament (e.g. WSA, W18C, WWSB, or W20D...)	Abbreviation	Explanations of penalty abbreviations	Code
Place	Name of the city or the ice rink the games takes place	ABUSE	Abuse of officials	01
Date	Date the games take place	BD-CK	Body Checking (female hockey only)	02
Start	Time the beginning of the game is announced in the schedule	BENCH	Bench Minor Penalty	03
Spectators	Number of spectators	BOARD	Boarding	04
Game No.	Number of the game announced in the schedule	BUT-E	Butt-Ending	05
Home Team (A)	Abbreviation of the home team (e.g. SUI, USA...)	CHARG	Charging	06
Visiting Team (B)	Abbreviation of the visiting team (e.g. SUI, USA...)	CHE-B	Checking from behind	07
No.	Jersey number of the player (* = Starts the game)	CROSS	Cross-checking	08
Family and given name	Name of the player, followed by comma, and given name(s);	DELAY	Delaying the game	09
(+BP+C/A)	add BP = Best player of the game, C = Captain or A = Assistant Captain	DIS-N	Goal being deliberately knocked	10
Pos	Position (GK = Goalkeeper, EG = Emergency Goalkeeper, D = Defenseman, F = Forward)	ELBOW	Elbowing	11
L	Number of lineup (1 = first line, 2 = second line, 3 = third line, 4= fourth line)	FISTI	Fisticuffs	12
SoG	Sum of shots on goal (shots saved by goalie plus scored goals) of this player	GA-MI	Game misconduct penalty	13
#	Number of goal (-- for missed penaltyshot)	GR-MI	Gross misconduct penalty	14
Time	Time the goal is scored	HI-ST	High Sticking	15
G	Jersey number of the player scoring the goal	HOLD	Holding	16
A1	Jersey number of the first assist	HOOK	Hooking	17
A2	Jersey number of the second assist	HO-ST	Holding the stick	18
GS	Game situation (EQ = equal, PP1 = power play 5:4 or 4:3, PP2 = power play 5:3, SH1 = shorthanded 4:5 or 3:4, SH2 = shorthanded 3:5, PS = penalty shot, GWS = game winning shot)	IL-EQ	Illegal Equipment	19
P1 P2 P3 P4 P5 P6	Positive participation (all players on ice of the goal scoring team)	INTRF	Interference	20
N1 N2 N3 N4 N5 N6	Negative participation (all players on ice of the goal receiving team)	KNEE	Kneeing	21
Time	Time the penalty is called by the referee	MATCH	Match penalty	22
No.	Jersey number of the penalized player	MISC	Misconduct penalty	23
Offence	Abbreviation of penalty (explanation see next column)	OTHER	Other Offences	24
Start	Time the penalty starts	P-SHOT	Penalty shot	25
End	Time the penalty ends	ROUGH	Roughing	26
Team Manager	Name and given name of the team manager	SLASH	Slashing	27
Head Coach	Name and given name of the head coach	SPEAR	Spearng	28
Assistant Coach	Name and given name of the assistant coach	TOO-M	Too many players on ice	29
Period	Period 1, 2, 3, OVT = overtime, GWS = game winning shots	TRIP	Tripping	30
Total	Total sum of all entries in the columns	UN-SP	Unsportsmanlike Conduct	31
G A:B	Number of goals scored by team A : team B (depending on period)			
SOG A:B	Number of shots on goal plus scored by team A : team B (depending on period)			
PIM A:B	Number of penalty minutes for team A : team B (depending on period)			
PPGF A:B	Number of power play goals scored by team A : team B (depending on period)			
SHGF A:B	Number of shorthanded goals scored by team A : team B (depending on period)			
GKA1	Sum of shots saved by the first goalie of team A (depending on period)			
GKA2	Sum of shots saved by the second goalie of team A (depending on period)			
EGA	Sum of shots saved by the emergency goalie of team A (depending on period)			
GKB1	Sum of shots saved by the first goalie of team B (depending on period)			
GKB2	Sum of shots saved by the second goalie of team B (depending on period)			
EGB	Sum of shots saved by the emergency goalie of team B (depending on period)			
GKA	Jersey numbers of the goalies of team A			
GKB	Jersey numbers of the goalies of team B			
MIP	Minutes in play for each goalie			
GA	Goals against for each goalie			
Start of game	Time the game really starts			
End of game	Time the game really ends			
Timeout A	Time the home team takes a 30 seconds timeout			
Timeout B	Time the visiting team takes a 30 seconds timeout			
Game Supervisor	Name of the game supervisor			
Time	Time the goalie comes in or goes out			
GKA	Jersey number of the goalie of team A coming in (- for leaving)			
GKB	Jersey number of the goalie of team B coming in (- for leaving)			
Referee	Name and given name of the referee for this game			
Scorekeeper	Name and given name of the scorekeeper for this game			
Linesman	Name and given name of the linesman for this game			
Goal Judge	Name and given name of the goal judge for this game			
Timekeeper	Name and given name of the timekeeper for this game			
Sign.	Signature of Referee, Scorekeeper, Manager of Team A and Manager of Team B			
A	Jersey number of the player of team A (Marked with * when he starts the game winning			
B	Jersey number of the player of team B (Marked with * when he starts the game winning			
GKA	Goalie of team A for this game winning shot			
GKB	Goalie of team B for this game winning shot			
GF:GA	Goals scored after this game winning shot of each team			

Time	GKA	GKB

Game Winning Shots

A	B	GKA	GKB	Score	A	B	GKA	GKB	Score	A	B	GKA	GKB	Score	A	B	GKA	GKB	Score	A	B	GKA	GKB	Score

Notes:



ICE HOCKEY MEN, FINAL ROUND, GAME 26
 HOCKEY SUR GLACE HOMMES, TOUR FINALE, MATCH 26

E CENTER MON 18 FEB 2002 / LUN 18 FEV 2002 START TIME / DÉBUT 16:10

CZE - CAN 3-3 (1-1, 1-1, 1-1)

Spectators	Referee	Linesmen
8599	McCREARY Bill (IIHF)	SCHACHTE Dan (IIHF), KULAKOV Sergei (IIHF)

Team Statistics

Period	Score	SVS	SOG	PIM	TPP	PPG	SHG
1	1 : 1	12 : 5	6 : 13	2 : 4	2:09 : 2:00	0 : 0	0 : 0
2	1 : 1	14 : 6	7 : 15	4 : 0	1:51 : 4:00	0 : 0	0 : 0
3	1 : 1	7 : 9	10 : 8	0 : 0	0:00 : 0:00	0 : 0	0 : 0
Total	3 : 3	33 : 20	23 : 36	6 : 4	4:00 : 6:00	0 : 0	0 : 0

1st Period

Action	Time	ET/Res	Team	Type	No.	Name	(G) Name of Assistant(s) / Action Description
GK	00:00		CZE		39	HASEK D	
GK	00:00		CAN		30	BRODEUR M	
Penalty	06:12	08:12	CAN	2 min.	2	MACINNIS A	-Hooking
Goal	09:11	0:1	CAN	EQ	66	LEMIEUX M	(1) 27 NIEDERMAYER S On ice CZE 39 6 13 16 19 38 CAN 30 9 27 52 66 74
Penalty	15:29	17:29	CZE	2 min.	30	DOPITA J	-Hooking
Goal	18:23	1:1	CZE	EQ	9	HAVLAT M	(2) 68 JAGR J On ice CZE 39 4 9 20 41 68 CAN 30 11 44 52 88 94
Penalty	19:51	21:51	CAN	2 min.	52	FOOTE A	-Slashing

2nd Period

Action	Time	ET/Res	Team	Type	No.	Name	(G) Name of Assistant(s) / Action Description
GK	20:00		CZE		39	HASEK D	
GK	20:00		CAN		30	BRODEUR M	
Goal	23:08	2:1	CZE	EQ	9	HAVLAT M	(3) 13 KUBINA P On ice CZE 39 6 9 13 20 68 CAN 30 3 4 11 88 94
Penalty	25:22	27:22	CZE	2 min.	15	KABERLE T	-Holding
Penalty	32:23	34:23	CZE	2 min.	26	RUCINSKY M	-Hooking
Goal	38:49	2:2	CAN	EQ	66	LEMIEUX M	(2) 19 YZERMAN S On ice CZE 39 6 13 17 25 30 CAN 30 2 9 19 44 66

3rd Period

Action	Time	ET/Res	Team	Type	No.	Name	(G) Name of Assistant(s) / Action Description
GK	40:00		CZE		39	HASEK D	
GK	40:00		CAN		30	BRODEUR M	
Goal	53:17	3:2	CZE	EQ	30	DOPITA J	(2) 4 HAMRLIK R On ice CZE 39 4 17 25 30 41 CAN 30 2 14 25 37 44
Goal	56:36	3:3	CAN	EQ	25	NIEUWENDYK J	(1) 74 FLEURY T On ice CZE 39 6 13 21 24 26 55 JOVANOVSKI E CAN 30 2 4 14 25 74

Goalkeeper Records

Team: CZE - Czech Republic				
No.	Goalkeepers	SOG	SVS	
39	HASEK Dominik	36	33	
23	CECHMANEK Roman	0	0	

Team: CAN - Canada				
No.	Goalkeepers	SOG	SVS	
30	BRODEUR Martin	23	20	
20	BELFOUR Ed	0	0	



Shots & Plus-Minus

Team: CZE - Czech Republic							
No.	Pos.	Player	1	2	3	OT	TS +/-
4	D	HAMRLIK Roman	0	0	1	0	1 2
9	F	HAVLAT Martin	1	1	1	0	3 2
20	F	LANG Robert	0	1	0	0	1 2
41	D	SKOULA Martin	0	1	0	0	1 2
68	F	JAGR Jaromir	2	1	1	0	4 2
15	D	KABERLE Tomas	1	0	0	0	1 0
21	F	REICHEL Robert	0	1	1	0	2 -1
24	F	HEJDUK Milan	0	0	1	0	1 -1
26	F	RUCINSKY Martin	2	0	0	0	2 -1
42	D	SMEHLIK Richard	0	0	1	0	1 0
6	D	SPACEK Jaroslav	0	1	0	0	1 -2
13	D	KUBINA Pavel	0	1	0	0	1 -2
17	F	SYKORA Petr	0	0	0	0	0 0
25	F	ELIAS Patrik	0	0	0	0	0 0
30	F	DOPITA Jiri	0	0	3	0	3 0
10	F	PATERA Pavel	0	0	0	0	0 0
16	F	CAJANEK Petr	0	0	0	0	0 -1
19	F	DVORAK Radek	0	0	0	0	0 -1
29	D	SYKORA Michal	0	0	0	0	0 0
38	F	HRDINA Jan	0	0	1	0	1 -1
TOTALS			6	7	10	0	23
Head Coach: AUGUSTA Josef							

Team: CAN - Canada							
No.	Pos.	Player	1	2	3	OT	TS +/-
2	D	MACINNIS AI	1	1	0	0	2 1
11	F	NOLAN Owen	0	0	0	0	0 -2
44	D	PRONGER Chris	0	1	1	0	2 -1
88	F	LINDROS Eric	2	1	0	0	3 -2
94	F	SMYTH Ryan	0	2	0	0	2 -2
9	F	KARIYA Paul	0	2	0	0	2 2
19	F	YZERMAN Steve	0	0	1	0	1 1
27	D	NIEDERMAYER Scott	1	0	0	0	1 1
52	D	FOOTE Adam	0	1	0	0	1 0
66	F	LEMIEUX Mario	2	1	0	0	3 2
3	D	BREWER Eric	0	0	0	0	0 -1
4	D	BLAKE Rob	0	1	0	0	1 0
12	F	IGINLA Jarome	1	1	1	0	3 0
21	F	GAGNE Simon	0	1	0	0	1 0
91	F	SAKIC Joe	2	1	1	0	4 0
14	F	SHANAHAN Brendan	0	1	0	0	1 0
25	F	NIEUWENDYK Joe	1	0	2	0	3 0
37	F	PECA Mike	0	0	0	0	0 -1
55	D	JOVANOVSKI Ed	2	0	1	0	3 0
74	F	FLEURY Theo	1	1	1	0	3 2
TOTALS			13	15	8	0	36
Head Coach: QUINN Pat							

Group C

R	Team	GP	W	T	L	GF:GA	PTS
1	SWE	2	2	0	0	7:3	4
2	CZE	3	1	1	1	12:7	3
3	CAN	3	1	1	1	8:10	3
4	GER	2	0	0	2	4:11	0

	CAN	CZE	GER	SWE
CAN		3:3	3:2	2:5
CZE	3:3		8:2	1:2
GER	2:3	2:8		18 FEB/19:00
SWE	5:2	2:1	18 FEB/19:00	

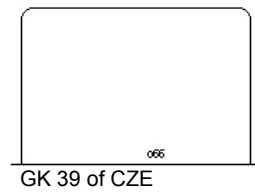
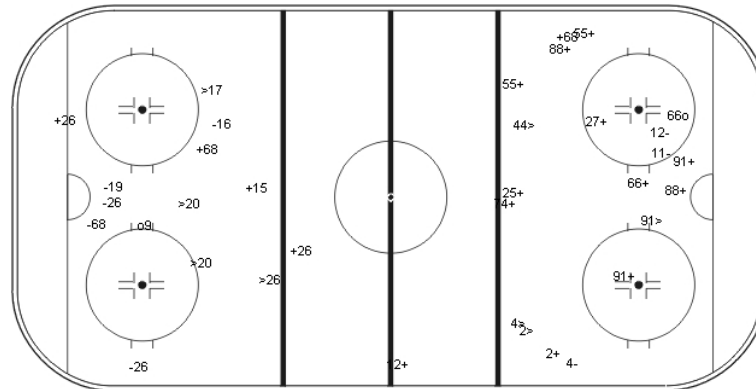
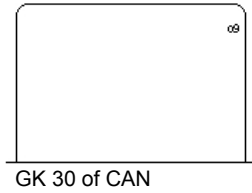
LEGEND	
ET/Res	Penalty end time/Result of game
ENG	Empty net goal
EQ	Equal strength
(G)	Number of goals in tournament
GA	Goals against
GF	Goals for
GK	Goalkeeper
GP	Number of games played
GWS	Game winning shot
L	Number of games lost
No.	Player number
+/-	Net result of positive and negative participation
OT	Overtime
Pen.	Penalty
PIM	Penalties in minutes
Pos.	Position
	D - Defense
	F - Forward
PP1	Power play - 1 player
PP2	Power play - 2 players
PPG	Power play goals
PS	Penalty shot
PTS	Points
SH1	Shorthanded - 1 player
SH2	Shorthanded - 2 players
SHG	Shorthanded goals
SOG	Shots on goal
SSG	Shots saved by goalkeeper
SVS	Saves
T	Number of games tied
TS	Total shots by player
TPP	Time on power play
W	Number of games won



ICE HOCKEY MEN, FINAL ROUND, GAME 26
 HOCKEY SUR GLACE HOMMES, TOUR FINALE, MATCH 26

E CENTER MON 18 FEB 2002 / LUN 18 FEV 2002 START TIME / DÉBUT 16:10

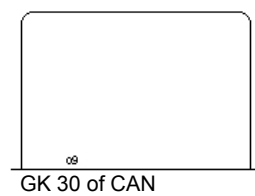
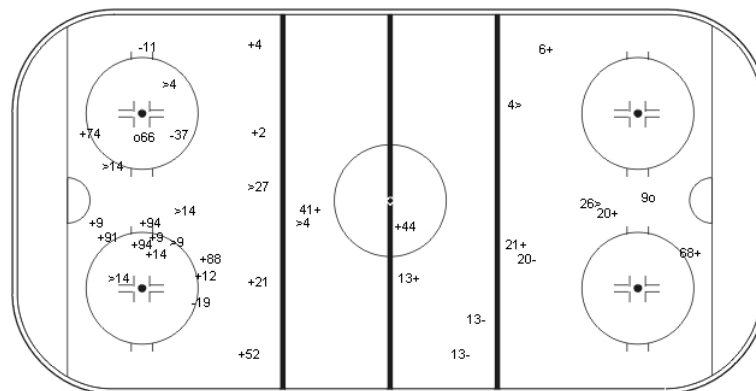
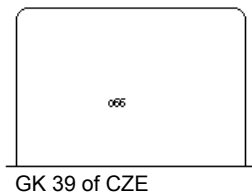
CZE - CAN



Shots by CZE
 Goals (o): 1 SSG(+): 5
 SSP(<): 4 SPG(-): 5

Period: 1

Shots by CAN
 Goals (o): 1 SSG(+): 12
 SSP(>): 4 SPG(-): 3



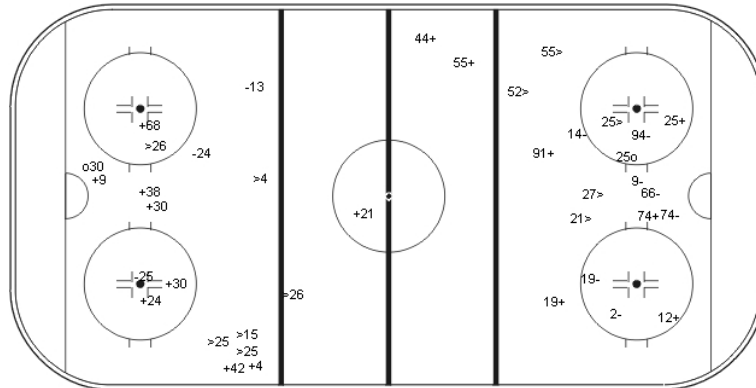
Shots by CAN
 Goals (o): 1 SSG(+): 14
 SSP(<): 7 SPG(-): 3

Period: 2

Shots by CZE
 Goals (o): 1 SSG(+): 6
 SSP(>): 2 SPG(-): 3



GK 30 of CAN



GK 39 of CZE

Shots by CZE
 Goals (0): 1 SSG(+): 9
 SSP(<): 6 SPG(-): 3

Period: 3

Shots by CAN
 Goals (0): 1 SSG(+): 7
 SSP(>): 5 SPG(-): 7

LEGEND

ENG Empty net goal
GK Goalkeeper

SPG Shots past goal
SSG Shots saved by goalkeeper

SSP Shots saved by player



ICE HOCKEY MEN, FINAL ROUND, GAME 26
 HOCKEY SUR GLACE HOMMES, TOUR FINALE, MATCH 26

E CENTER MON 18 FEB 2002 / LUN 18 FEV 2002 START TIME / DÉBUT 16:10


CZE - CAN

Face-off by CAN

Period: 1

	Won	Lost
DZ	2	2
MZ	5	2
AZ	2	4
Total	9	8

Period 1 (CAN - CZE)



Face-off by CZE

Period: 1

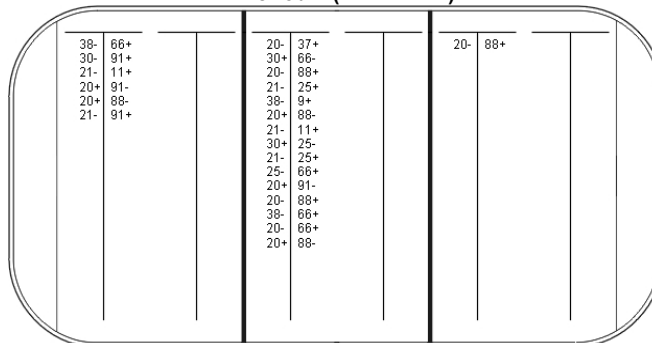
	Won	Lost
DZ	4	2
MZ	2	5
AZ	2	2
Total	8	9

Face-off by CZE

Period: 2

	Won	Lost
DZ	2	4
MZ	5	10
AZ	0	1
Total	7	15

Period 2 (CZE - CAN)



Face-off by CAN

Period: 2

	Won	Lost
DZ	1	0
MZ	10	5
AZ	4	2
Total	15	7

Game total

	Won	Lost
DZ	6	6
MZ	7	15
AZ	2	3
Total	15	24

Game total

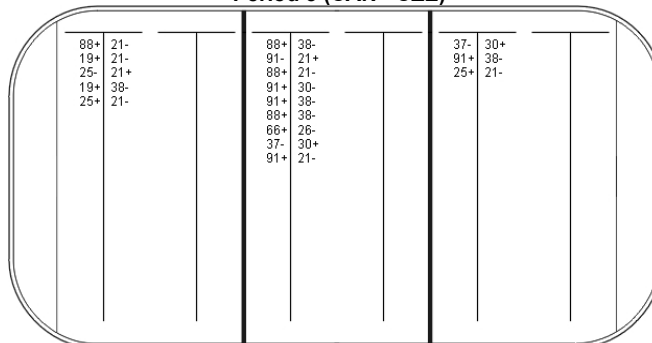
	Won	Lost
DZ	3	2
MZ	15	7
AZ	6	6
Total	24	15

Face-off by CAN

Period: 3

	Won	Lost
DZ	4	1
MZ	7	2
AZ	2	1
Total	13	4

Period 3 (CAN - CZE)



Face-off by CZE

Period: 3

	Won	Lost
DZ	1	2
MZ	2	7
AZ	1	4
Total	4	13

Game total

	Won	Lost
DZ	7	3
MZ	22	9
AZ	8	7
Total	37	19

Game total

	Won	Lost
DZ	7	8
MZ	9	22
AZ	3	7
Total	19	37

LEGEND

AZ Attack zone

DZ Defensive zone

MZ Middle zone



ICE HOCKEY MEN, FINAL ROUND, GAME 27
HOCKEY SUR GLACE HOMMES, TOUR FINALE, MATCH 27

PEAKS MON 18 FEB 2002 / LUN 18 FEV 2002 START TIME / DÉBUT 19:00

GER - SWE

Referee

SAVOLAINEN Rami (IIHF)

Linesmen

NOWAK Tim (IIHF), LAUFF Rudolf (IIHF)

Goalkeepers

Team: GER	
No.	Name
47	KUNAST Christian
80	MULLER Robert

Team: SWE	
No.	Name
1	HEDBERG Johan
35	SALO Tommy
32	TELLQVIST Mikael (EG)

Team Line-ups

Team: GER (BLACK)		
No.	Pos.	Name
13	D	SCHUBERT Christoph
17	F	HECHT Jochen
20	F	RUMRICH Jurgen
21	F	USTORF Stefan
36	D	GOLDMANN Erich
12	D	LUDEMANN Mirko
19	F	STURM Marco
48	F	SOCCIO Leonard
49	F	KATHAN Klaus
83	F	BENDA Jan
10	D	EHRHOFF Christian
22	F	REICHEL Martin
26	F	KREUTZER Daniel
27	F	ABSTREITER Tobias
41	D	KUNCE Daniel
16	F	HYNES Wayne
18	F	LOTH Andreas
31	D	RENZ Andreas
81	F	MACKAY Mark
84	D	SEIDENBERG Dennis
Head Coach: ZACH Hans		

Team: SWE (YELLOW)		
No.	Pos.	Name
4	D	OLAUSSEN Fredrik
5	D	LIDSTROM Nicklas
11	F	ALFREDSSON Daniel
13	F	SUNDIN Mats
22	F	DAHLEN Ulf
3	D	JOHNSSON Kim
14	D	NORSTROM Mattias
24	F	SUNDSTROM Niklas
91	F	NASLUND Markus
92	F	NYLANDER Michael
2	D	OHLUND Mattias
10	D	RAGNARSSON Marcus
19	F	RENNBERG Mikael
40	F	ZETTERBERG Henrik
42	F	JONSSON Jorgen
12	F	AXELSSON Per-Johan
17	F	JOHANSSON Mathias
20	F	ARVEDSON Magnus
96	F	HOLMSTROM Tomas
Head Coach: NILSSON Hardy		

Group C

R	Team	G	W	T	L	GF:GA	PTS
1	SWE	2	2	0	0	7 : 3	4
2	CZE	2	1	0	1	9 : 4	2
3	CAN	2	1	0	1	5 : 7	2
4	GER	2	0	0	2	4 : 11	0

	CAN	CZE	GER	SWE
CAN		18 Mon/16:10	3:2	2:5
CZE	18 Mon/16:10		8:2	1:2
GER	2:3	2:8		18 Mon/19:00
SWE	5:2	2:1	18 Mon/19:00	

LEGEND

EG	Emergency goalkeeper	No.	Player number	R	Rank
G	Number of games played	Pos.	Position	T	Number of games tied
GA	Goals against		D - Defense	W	Number of games won
GF	Goals for		F - Forward		
L	Number of games lost	PTS	Points		



ICE HOCKEY MEN

Round	FINAL ROUND	Venue	Peaks	Date	18 Feb 2002	Start	19.00	Spectators	6348	Game no.	27
-------	-------------	-------	-------	------	-------------	-------	-------	------------	------	----------	----

Home team (A) (Jersey colour)		Germany (BLACK)		Goals																Penalties								
No.	Name	Pos.	L	SOG	#	Time	G	A1	A2	GS	P1	P2	P3	P4	P5	P6	N1	N2	N3	N4	N5	N6	Time	No.	Min	Offence	Start	End
10	EHRHOFF Christian	D	3	2	1	58:01	84	21		PP1	13	17	21	27	80	84	1	3	14	24	91	04:10	21	2	HO-ST	04:10	04:30	
12	LUDEMANN Mirko	D	2	0																			06:57	48	2	ROUGH	06:57	08:57
13*	SCHUBERT Christoph	D	1	1																			13:05	10	2	HI-ST	13:05	15:05
16	HYNES Wayne	F	4	0																			29:53	31	2	INTRF	29:53	31:53
17*	HECHT Jochen	F	1	0																			42:05	16	2	UN-SP	42:05	44:05
18	LOTH Andreas	F	4	2																			42:26	41	2	CROSS	42:26	44:26
19	STURM Marco	F	2	3																			47:14	16	2	HOOK	47:14	47:53
20*	RUMRICH Jurgen	C	F	1	1																		60:00	31	2	HOLD	60:00	60:00
21*	USTORF Stefan	F	1	0																								
22	REICHEL Martin	F	3	0																								
26	KREUTZER Daniel	F	3	2																								
27	ABSTREITER Tobias	A	F	3	1																							
31	RENZ Andreas	D	4	0																								
36*	GOLDMANN Erich	D	1	1																								
41	KUNCE Daniel	D	3	1																								
47*	KUNAST Christian	GK		0																								
48	SOCCIO Leonard	F	2	0																								
49	KATHAN Klaus	F	2	0																								
80	MULLER Robert	GK		0																								
81	MACKAY Mark	A	F	4	2																							
83	BENDA Jan	F	2	0																								
84	SEIDENBERG Dennis	D	4	4																								
Team Manager:		REINDL Franz		Head Coach:		ZACH Hans		Assistant Coach:		ENGBRECHT Bernhard																		

Visiting team (B) (Jersey colour)		Sweden (YELLOW)		Goals																Penalties								
No.	Name	Pos.	L	SOG	#	Time	G	A1	A2	GS	P1	P2	P3	P4	P5	P6	N1	N2	N3	N4	N5	N6	Time	No.	Min	Offence	Start	End
1*	HEDBERG Johan	GK		0	1	04:30	91	5	24	PP1	1	3	5	24	91	92	10	19	41	47	48		16:47	12	2	HOOK	16:47	18:47
2	OHLUND Mattias	D	3	3	2	06:03	13	11	22	EQ	1	4	5	11	13	22	10	17	20	21	41	47	30:26	96	2	HI-ST	30:26	32:26
3	JOHNSSON Kim	D	2	3	3	09:23	19	2	10	EQ	1	2	10	19	40	42	17	20	21	31	47	84	42:05	19	2	UN-SP	42:05	44:05
4*	OLAUSSON Fredrik	D	1	2	4	23:05	17			EQ	1	4	5	12	17	20	13	16	18	36	80	81	57:39	11	2	TRIP	57:39	58:01
5*	LIDSTROM Nicklas	A	D	1	5	27:58	11	13		EQ	1	2	10	11	13	22	17	20	21	31	80	84						
10	RAGNARSSON Marcus	D	3	0	6	34:49	91	2	10	EQ	1	2	10	24	91	92	13	17	20	21	36	80						
11*	ALFREDSSON Daniel	F	1	4	7	47:53	96	5	13	PP1	1	5	11	13	22	96	10	22	26	80	84							
12	AXELSSON Per-Johan	F	4	2																								
13*	SUNDIN Mats	C	F	1	1																							
14	NORSTROM Mattias	D	2	1																								
17	JOHANSSON Mathias	F	4	3																								
19	RENNBERG Mikael	F	3	5																								
20	ARVEDSON Magnus	F	4	0																								
22*	DAHLEN Ulf	F	1	3																								
24	SUNDSTROM Niklas	F	2	1																								
32	TELLQVIST Mikael	EG		0																								
35	SALO Tommy	GK		0																								
40	ZETTERBERG Henrik	F	3	3																								
42	JONSSON Jorgen	A	F	3	1																							
91	NASLUND Markus	F	2	4																								
92	NYLANDER Michael	F	2	1																								
96	HOLMSTROM Tomas	F	4	2																								
Team Manager:		HEDBERG Anders		Head Coach:		NILSSON Hardy		Assistant Coach:		WALTIN Mats																		

Game Summary											Saves					Goalkeeper Records					Goalkeeper Changes		
P	G A:B	SOG A:B	PIM A:B	PPGF A:B	SHGF A:B	GKA1	GKA2	EGA	GKB1	GKB2	EGB	GKA	MIP	GA	GKB	MIP	GA	Time	GKA	GKB			
1	0:3	5:19	6:2	0:1	0:0	6	10	0	5	0	0	47	9:58	3	1	60:00	1	00:00	47	1			
2	0:3	6:14	2:2	0:0	0:0	0	11	0	6	0	0	80	50:02	4				09:58	80	1			
3	1:1	9:11	8:4	1:1	0:0	0	10	0	8	0	0							60:00	--	--			
OVT												Start of game: 19:00 End of game: 21:02											
GWS												Time-out A:		Time-out B:									
Total	1:7	20:44	16:8	1:2	0:0	6	31	0	19	0	0	Game Supervisor: LACARRIERE Philippe											



Referee	SAVOLAINEN Rami	Linesman	NOWAK Tim	Goal Judge	GALLENI Robert	Video GJ	HARRIS Wallis Jam
Scorekeeper	SOUTTER Dave	Linesman	LAUFF Rudolf	Goal Judge	BAIRD Gerry	Game Timekeeper	ZITO Robert
Sign. Manager B	Sign. Manager A		Sign. Scorekeeper		Sign. Referee		

Event	Abbreviation of the tournament (e.g. WSA, W18C, WW5B, or W20D...)	Abbreviation	Explanations of penalty abbreviations	Code
Place	Name of the city or the ice rink the games takes place	ABUSE	Abuse of officials	01
Date	Date the games take place	BD-CK	Body Checking (female hockey only)	02
Start	Time the beginning of the game is announced in the schedule	BENCH	Bench Minor Penalty	03
Spectators	Number of spectators	BOARD	Boarding	04
Game No.	Number of the game announced in the schedule	BUT-E	Butt-Ending	05
Home Team (A)	Abbreviation of the home team (e.g. SUI, USA...)	CHARG	Charging	06
Visiting Team (B)	Abbreviation of the visiting team (e.g. SUI, USA...)	CHE-B	Checking from behind	07
No.	Jersey number of the player (* = Starts the game)	CROSS	Cross-checking	08
Family and given name (+BP+C/A)	Name of the player, followed by comma, and given name(s); add BP = Best player of the game, C = Captain or A = Assistant Captain	DELAY	Delaying the game	09
Pos	Position (GK = Goalkeeper, EG = Emergency Goalkeeper, D = Defenseman, F = Forward)	DIS-N	Goal being deliberately knocked	10
L	Number of lineup (1 = first line, 2 = second line, 3 = third line, 4= fourth line)	ELBOW	Elbowing	11
SoG	Sum of shots on goal (shots saved by goalie plus scored goals) of this player	FISTI	Fisticuffs	12
#	Number of goal (- for missed penaltyshot)	GA-MI	Game misconduct penalty	13
Time	Time the goal is scored	GR-MI	Gross misconduct penalty	14
G	Jersey number of the player scoring the goal	HI-ST	High Sticking	15
A1	Jersey number of the first assist	HOLD	Holding	16
A2	Jersey number of the second assist	HOOK	Hooking	17
GS	Game situation (EQ = equal, PP1 = power play 5:4 or 4:3, PP2 = power play 5:3, SH1 = shorthanded 4:5 or 3:4, SH2 = shorthanded 3:5, PS = penalty shot, GWS = game winning shot)	HO-ST	Holding the stick	18
P1 P2 P3 P4 P5 P6	Positive participation (all players on ice of the goal scoring team)	IL-EQ	Illegal Equipment	19
N1 N2 N3 N4 N5 N6	Negative participation (all players on ice of the goal receiving team)	INTRF	Interference	20
Time	Time the penalty is called by the referee	KNEE	Kneeing	21
No.	Jersey number of the penalized player	MATCH	Match penalty	22
Offence	Abbreviation of penalty (explanation see next column)	MISC	Misconduct penalty	23
Start	Time the penalty starts	OTHER	Other Offences	24
End	Time the penalty ends	P-SHOT	Penalty shot	25
Team Manager	Name and given name of the team manager	ROUGH	Roughing	26
Head Coach	Name and given name of the head coach	SLASH	Slashing	27
Assistant Coach	Name and given name of the assistant coach	SPEAR	Spear	28
Period	Period 1, 2, 3, OVT = overtime, GWS = game winning shots	TOO-M	Too many players on ice	29
Total	Total sum of all entries in the columns	TRIP	Tripping	30
G:A:B	Number of goals scored by team A : team B (depending on period)	UN-SP	Unsportsmanlike Conduct	31
SOG A:B	Number of shots on goal plus scored by team A : team B (depending on period)			
PIM A:B	Number of penalty minutes for team A : team B (depending on period)			
PPGF A:B	Number of power play goals scored by team A : team B (depending on period)			
SHGF A:B	Number of shorthanded goals scored by team A : team B (depending on period)			
GKA1	Sum of shots saved by the first goalie of team A (depending on period)			
GKA2	Sum of shots saved by the second goalie of team A (depending on period)			
EGA	Sum of shots saved by the emergency goalie of team A (depending on period)			
GKB1	Sum of shots saved by the first goalie of team B (depending on period)			
GKB2	Sum of shots saved by the second goalie of team B (depending on period)			
EGB	Sum of shots saved by the emergency goalie of team B (depending on period)			
GKA	Jersey numbers of the goalies of team A			
GKB	Jersey numbers of the goalies of team B			
MIP	Minutes in play for each goalie			
GA	Goals against for each goalie			
Start of game	Time the game really starts			
End of game	Time the game really ends			
Timeout A	Time the home team takes a 30 seconds timeout			
Timeout B	Time the visiting team takes a 30 seconds timeout			
Game Supervisor	Name of the game supervisor			
Time	Time the goalie comes in or goes out			
GKA	Jersey number of the goalie of team A coming in (- for leaving)			
GKB	Jersey number of the goalie of team B coming in (- for leaving)			
Referee	Name and given name of the referee for this game			
Scorekeeper	Name and given name of the scorekeeper for this game			
Linesman	Name and given name of the linesman for this game			
Goal Judge	Name and given name of the goal judge for this game			
Timekeeper	Name and given name of the timekeeper for this game			
Sign.	Signature of Referee, Scorekeeper, Manager of Team A and Manager of Team B			
A	Jersey number of the player of team A (Marked with * when he starts the game winning)			
B	Jersey number of the player of team B (Marked with * when he starts the game winning)			
GKA	Goalie of team A for this game winning shot			
GKB	Goalie of team B for this game winning shot			
GF:GA	Goals scored after this game winning shot of each team			

Time	GKA	GKB

Game Winning Shots

A	B	GKA	GKB	Score	A	B	GKA	GKB	Score	A	B	GKA	GKB	Score	A	B	GKA	GKB	Score	A	B	GKA	GKB	Score

Notes:



ICE HOCKEY MEN, FINAL ROUND, GAME 27
HOCKEY SUR GLACE HOMMES, TOUR FINALE, MATCH 27

PEAKS MON 18 FEB 2002 / LUN 18 FEV 2002 START TIME / DÉBUT 19:00

GER - SWE 1-7 (0-3, 0-3, 1-1)

Spectators	Referee	Linesmen
6348	SAVOLAINEN Rami (IIHF)	NOWAK Tim (IIHF), LAUFF Rudolf (IIHF)

Team Statistics

Period	Score	SVS	SOG	PIM	TPP	PPG	SHG
1	0 : 3	16 : 5	5 : 19	6 : 2	2:00 : 4:20	0 : 1	0 : 0
2	0 : 3	11 : 6	6 : 14	2 : 2	0:33 : 0:33	0 : 0	0 : 0
3	1 : 1	10 : 8	9 : 11	8 : 4	0:22 : 2:39	1 : 1	0 : 0
Total	1 : 7	37 : 19	20 : 44	16 : 8	2:55 : 7:32	1 : 2	0 : 0

1st Period

Action	Time	ET/Res	Team	Type	No.	Name	(G) Name of Assistant(s) / Action Description
GK	00:00		GER		47	KUNAST C	
GK	00:00		SWE		1	HEDBERG J	
Penalty	04:10	04:30	GER	2 min.	21	USTORF S	-Holding the stick
Goal	04:30	0:1	SWE	PP1	91	NASLUND M	(1) 5 LIDSTROM N On ice GER 47 10 19 41 48 24 SUNDSTROM N SWE 1 3 5 24 91 92
Goal	06:03	0:2	SWE	EQ	13	SUNDIN M	(4) 11 ALFREDSSON D On ice GER 47 10 17 20 21 41 22 DAHLEN U SWE 1 4 5 11 13 22
Penalty	06:57	08:57	GER	2 min.	48	SOCCIO L	-Roughing
Goal	09:23	0:3	SWE	EQ	19	RENBORG M	(1) 2 OHLUND M On ice GER 47 17 20 21 31 84 10 RAGNARSSON M SWE 1 2 10 19 40 42
GK	09:58		GER		80	MULLER R	-"Goalkeeper in" 47 KUNAST C-"Goalkeeper out"
Penalty	13:05	15:05	GER	2 min.	10	EHRHOFF C	-Highsticking
Penalty	16:47	18:47	SWE	2 min.	12	AXELSSON PJ	-Hooking

2nd Period

Action	Time	ET/Res	Team	Type	No.	Name	(G) Name of Assistant(s) / Action Description
GK	20:00		GER		80	MULLER R	
GK	20:00		SWE		1	HEDBERG J	
Goal	23:05	0:4	SWE	EQ	17	JOHANSSON M	(1) On ice GER 80 13 16 18 36 81 SWE 1 4 5 12 17 20
Goal	27:58	0:5	SWE	EQ	11	ALFREDSSON D	(1) 13 SUNDIN M On ice GER 80 17 20 21 31 84 SWE 1 2 10 11 13 22
Penalty	29:53	31:53	GER	2 min.	31	RENZ A	-Interference
Penalty	30:26	32:26	SWE	2 min.	96	HOLMSTROM T	-Highsticking
Goal	34:49	0:6	SWE	EQ	91	NASLUND M	(2) 2 OHLUND M On ice GER 80 13 17 20 21 36 10 RAGNARSSON M SWE 1 2 10 24 91 92

3rd Period

Action	Time	ET/Res	Team	Type	No.	Name	(G) Name of Assistant(s) / Action Description
GK	40:00		GER		80	MULLER R	
GK	40:00		SWE		1	HEDBERG J	
Penalty	42:05	44:05	GER	2 min.	16	HYNES W	-Unsportsmanlike Conduct
Penalty	42:05	44:05	SWE	2 min.	19	RENBORG M	-Unsportsmanlike Conduct
Penalty	42:26	44:26	GER	2 min.	41	KUNCE D	-Cross-checking
Penalty	47:14	47:53	GER	2 min.	16	HYNES W	-Hooking
Goal	47:53	0:7	SWE	PP1	96	HOLMSTROM T	(1) 5 LIDSTROM N On ice GER 80 10 22 26 84 13 SUNDIN M SWE 1 5 11 13 22 96
Penalty	57:39	58:01	SWE	2 min.	11	ALFREDSSON D	-Tripping
Goal	58:01	1:7	GER	PP1	84	SEIDENBERG D	(1) 21 USTORF S On ice GER 80 13 17 21 27 84 SWE 1 3 14 24 91
Penalty	60:00	60:00	GER	2 min.	31	RENZ A	-Holding



Goalkeeper Records

Team: GER - Germany			
No.	Goalkeepers	SOG	SVS
80	MULLER Robert	35	31
47	KUNAST Christian	9	6

Team: SWE - Sweden			
No.	Goalkeepers	SOG	SVS
	HEDBERG Johan	20	
35	SALO Tommy	0	0

Shots & Plus-Minus

Team: GER - Germany								
No.	Pos.	Player	1	2	3	OT	TS	+/-
13	D	SCHUBERT Christoph	1	0	0	0	1	-2
17	F	HECHT Jochen	0	0	0	0	0	-4
20	F	RUMRICH Jurgen	0	0	1	0	1	-4
21	F	USTORF Stefan	0	0	0	0	0	-4
36	D	GOLDMANN Erich	0	1	0	0	1	-2
12	D	LUDEMANN Mirko	0	0	0	0	0	0
19	F	STURM Marco	0	1	2	0	3	0
48	F	SOCCIO Leonard	0	0	0	0	0	0
49	F	KATHAN Klaus	0	0	0	0	0	0
83	F	BENDA Jan	0	0	0	0	0	0
10	D	EHRHOFF Christian	1	0	1	0	2	-1
22	F	REICHEL Martin	0	0	0	0	0	0
26	F	KREUTZER Daniel	1	1	0	0	2	0
27	F	ABSTREITER Tobias	0	1	0	0	1	0
41	D	KUNCE Daniel	0	1	0	0	1	-1
16	F	HYNES Wayne	0	0	0	0	0	-1
18	F	LOTH Andreas	1	0	1	0	2	-1
31	D	RENZ Andreas	0	0	0	0	0	-2
81	F	MACKAY Mark	0	0	2	0	2	-1
84	D	SEIDENBERG Dennis	1	1	2	0	4	-2
TOTALS			5	6	9	0	20	
Head Coach: ZACH Hans								

Team: SWE - Sweden								
No.	Pos.	Player	1	2	3	OT	TS	+/-
4	D	OLAUSSON Fredrik	1	0	1	0	2	2
5	D	LIDSTROM Nicklas	4	1	0	0	5	2
11	F	ALFREDSSON Daniel	1	2	1	0	4	2
13	F	SUNDIN Mats	1	0	0	0	1	2
22	F	DAHLEN Ulf	0	1	2	0	3	2
3	D	JOHANSSON Kim	2	0	1	0	3	0
14	D	NORSTROM Mattias	0	1	0	0	1	0
24	F	SUNDSTROM Niklas	1	0	0	0	1	1
91	F	NASLUND Markus	2	1	1	0	4	1
92	F	NYLANDER Michael	0	0	1	0	1	1
2	D	OHLUND Mattias	2	0	1	0	3	3
10	D	RAGNARSSON Marcus	0	0	0	0	0	3
19	F	RENBERG Mikael	1	3	1	0	5	1
40	F	ZETTERBERG Henrik	2	0	1	0	3	1
42	F	JONSSON Jorgen	0	1	0	0	1	1
12	F	AXELSSON Per-Johan	1	1	0	0	2	1
17	F	JOHANSSON Mathias	1	2	0	0	3	1
20	F	ARVEDSON Magnus	0	0	0	0	0	1
96	F	HOLMSTROM Tomas	0	1	1	0	2	0
TOTALS			19	14	11	0	44	
Head Coach: NILSSON Hardy								

Group C

R	Team	GP	W	T	L	GF:GA	PTS
1	SWE	3	3	0	0	14:4	6
2	CZE	3	1	1	1	12:7	3
3	CAN	3	1	1	1	8:10	3
4	GER	3	0	0	3	5:18	0

	CAN	CZE	GER	SWE
CAN		3:3	3:2	2:5
CZE	3:3		8:2	1:2
GER	2:3	2:8		1:7
SWE	5:2	2:1	7:1	

LEGEND

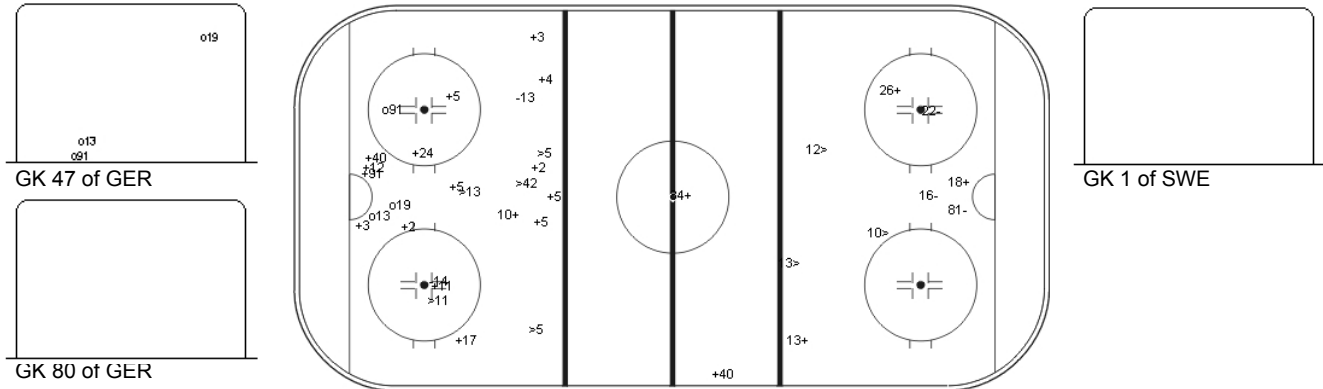
ET/Res	Penalty end time/Result of game	OT	Overtime	SH1	Shorthanded - 1 player
ENG	Empty net goal	Pen.	Penalty	SH2	Shorthanded - 2 players
EQ	Equal strength	PIM	Penalties in minutes	SHG	Shorthanded goals
(G)	Number of goals in tournament	Pos.	Position	SOG	Shots on goal
GA	Goals against		D - Defense	SSG	Shots saved by goalkeeper
GF	Goals for		F - Forward	SVS	Saves
GK	Goalkeeper	PP1	Power play - 1 player	T	Number of games tied
GP	Number of games played	PP2	Power play - 2 players	TS	Total shots by player
GWS	Game winning shot	PPG	Power play goals	TPP	Time on power play
L	Number of games lost	PS	Penalty shot	W	Number of games won
No.	Player number	PTS	Points		
+/-	Net result of positive and negative participation				



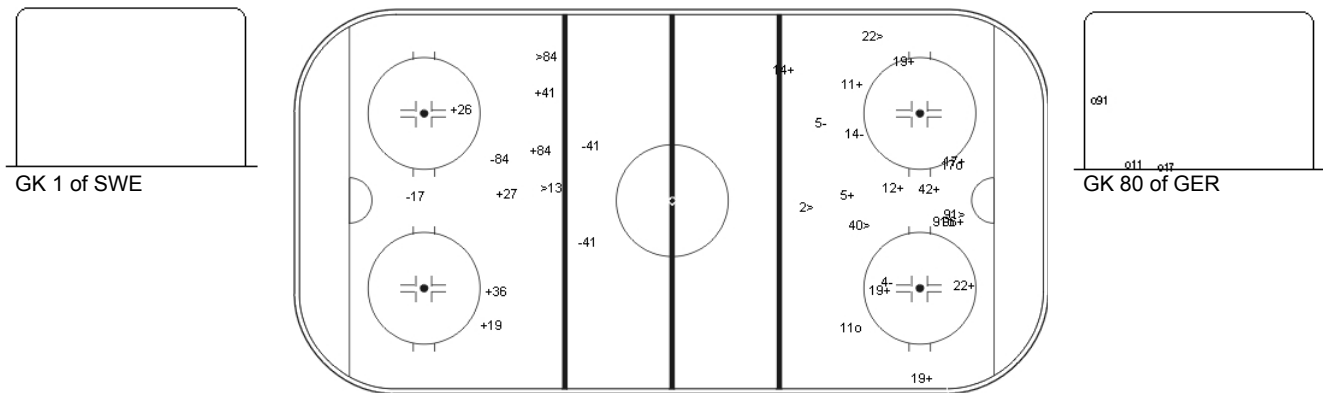
ICE HOCKEY MEN, FINAL ROUND, GAME 27
 HOCKEY SUR GLACE HOMMES, TOUR FINALE, MATCH 27

PEAKS MON 18 FEB 2002 / LUN 18 FEV 2002 START TIME / DÉBUT 19:00

GER - SWE



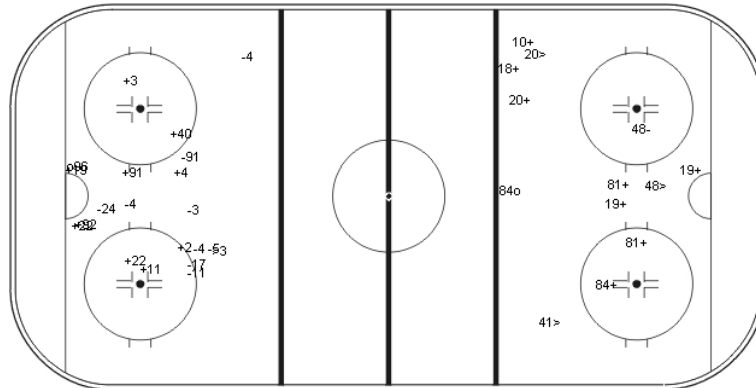
Period: 1



Period: 2



GK 80 of GER



GK 1 of SWE

Shots by SWE
 Goals (o): 1 SSG(+): 10
 SSP(<): 1 SPG(-): 9

Period: 3

Shots by GER
 Goals (o): 1 SSG(+): 8
 SSP(>): 3 SPG(-): 1

LEGEND

ENG Empty net goal
GK Goalkeeper

SPG Shots past goal
SSG Shots saved by goalkeeper

SSP Shots saved by player



ICE HOCKEY MEN, FINAL ROUND, GAME 27
HOCKEY SUR GLACE HOMMES, TOUR FINALE, MATCH 27

PEAKS MON 18 FEB 2002 / LUN 18 FEV 2002 START TIME / DÉBUT 19:00


GER - SWE

Face-off by GER

Period: 1

	Won	Lost
DZ	1	7
MZ	5	3
AZ	0	3
Total	6	13

Period 1 (GER - SWE)



Face-off by SWE

Period: 1

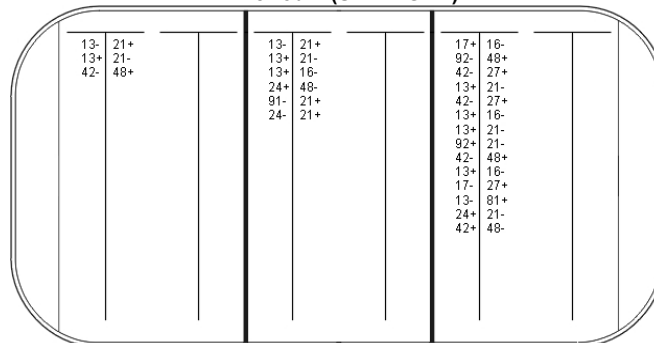
	Won	Lost
DZ	3	0
MZ	3	5
AZ	7	1
Total	13	6

Face-off by SWE

Period: 2

	Won	Lost
DZ	1	2
MZ	3	3
AZ	8	6
Total	12	11

Period 2 (SWE - GER)



Face-off by GER

Period: 2

	Won	Lost
DZ	6	8
MZ	3	3
AZ	2	1
Total	11	12

Game total

	Won	Lost
DZ	4	2
MZ	6	8
AZ	15	7
Total	25	17

Game total


	Won	Lost
DZ	7	15
MZ	8	6
AZ	2	4
Total	17	25

Face-off by GER

Period: 3

	Won	Lost
DZ	5	5
MZ	5	5
AZ	0	3
Total	10	13

Period 3 (GER - SWE)



Face-off by SWE

Period: 3

	Won	Lost
DZ	3	0
MZ	5	5
AZ	5	5
Total	13	10

Game total

	Won	Lost
DZ	12	20
MZ	13	11
AZ	2	7
Total	27	38

Game total

	Won	Lost
DZ	7	2
MZ	11	13
AZ	20	12
Total	38	27

LEGEND		
AZ	Attack zone	
DZ	Defensive zone	
MZ	Middle zone	



ICE HOCKEY MEN, PLAY-OFF, GAME 28
HOCKEY SUR GLACE HOMMES, PHASE FINALE, MATCH 28

E CENTER WED 20 FEB 2002 / MER 20 FEV 2002 START TIME / DÉBUT 11:05

SWE - BLR

Referee

McCREARY Bill (IIHF)

Linesmen

SCHACHTE Dan (IIHF), BLUMEL Petr (IIHF)

Goalkeepers

Team: SWE	
No.	Name
1	HEDBERG Johan
35	SALO Tommy
32	TELLQVIST Mikael (EG)

Team: BLR	
No.	Name
2	SHABANOV Sergei
31	MEZIN Andrei
33	FATIKOV Leonid (EG)

Team Line-ups

Team: SWE (YELLOW)		
No.	Pos.	Name
4	D	OLAUSSON Fredrik
5	D	LIDSTROM Nicklas
11	F	ALFREDSSON Daniel
13	F	SUNDIN Mats
22	F	DAHLEN Ulf
3	D	JOHNSSON Kim
14	D	NORSTROM Mattias
24	F	SUNDSTROM Niklas
91	F	NASLUND Markus
92	F	NYLANDER Michael
10	D	RAGNARSSON Marcus
19	F	RENBORG Mikael
29	D	JONSSON Kenny
40	F	ZETTERBERG Henrik
42	F	JONSSON Jorgen
2	D	OHLUND Mattias
12	F	AXELSSON Per-Johan
17	F	JOHANSSON Mathias
20	F	ARVEDSON Magnus
96	F	HOLMSTROM Tomas
Head Coach: NILSSON Hardy		

Team: BLR (RED)		
No.	Pos.	Name
3	D	KHMYL Oleg
17	F	KALYUZHNY Aleksei
23	D	SALEI Ruslan
29	F	TSYPLAKOV Vladimir
32	F	PANKOV Dmitry
13	F	KOVALEV Andrei
24	F	DUDIY Dmitry
27	D	ZHURIK Aleksandr
30	D	KOPAT Vladimir
37	F	RASOLKO Andrei
5	D	ROMANOV Oleg
6	D	MATUSHKIN Igor
9	F	ANDRIEVSKY Aleksandr
11	F	BEKBULATOV Vadim
18	F	ANTONENKO Oleg
4	D	MAKRITSKY Aleksandr
14	F	PANKOV Vasily
19	F	ZANKAVETS Eduard
21	D	MIKULCHIK Oleg
26	D	STAS Serguei
Head Coach: KRIKUNOV Vladimir		

LEGEND

EG	Emergency goalkeeper	No.	Player number	R	Rank
G	Number of games played	Pos.	Position	T	Number of games tied
GA	Goals against		D - Defense	W	Number of games won
GF	Goals for		F - Forward		
L	Number of games lost	PTS	Points		



ICE HOCKEY MEN

Round	PLAY-OFF	Venue	E Center	Date	20 Feb 2002	Start	11.05	Spectators	7240	Game no.	28
--------------	----------	--------------	----------	-------------	-------------	--------------	-------	-------------------	------	-----------------	----

Home team (A) (Jersey colour)		Sweden (YELLOW)		Goals													Penalties											
No.	Name	Pos.	L	SOG	#	Time	G	A1	A2	GS	P1	P2	P3	P4	P5	P6	N1	N2	N3	N4	N5	N6	Time	No.	Min	Offence	Start	End
1	HEDBERG Johan	GK		0	1	03:10	5	3	92	PP1	3	5	24	35	91	92	6	9	11	26	31		07:43	13	2	ROUGH	07:43	09:33
2	OHLUND Mattias	D	4	1	2	30:14	92	13	5	PP1	5	13	24	35	91	92	13	27	30	31	37		09:16	29	2	HOOK	09:16	11:16
3	JOHANSSON Kim	D	2	0	3	47:54	13			EQ	4	5	11	13	35	91	13	14	24	27	30	31	37:06	2	2	HI-ST	37:06	39:06
4*	OLAUSSEN Fredrik	D	1	5																			54:46	19	2	HI-ST	54:46	56:46
5*	LIDSTROM Nicklas	A	D	1	8																							
10	RAGNARSSON Marcus	D	3	1																								
11*	ALFREDSSON Daniel	F	1	4																								
12	AXELSSON Per-Johan	F	4	2																								
13*	SUNDIN Mats	C	F	1	3																							
14	NORSTROM Mattias	D	2	0																								
17	JOHANSSON Mathias	F	4	2																								
19	RENERBERG Mikael	F	3	2																								
20	ARVEDSON Magnus	F	4	0																								
22*	DAHLEN Ulf	F	1	7																								
24	SUNDSTROM Niklas	F	2	2																								
29	JONSSON Kenny	D	3	0																								
32	TELLQVIST Mikael	EG		0																								
35*	SALO Tommy	GK		0																								
40	ZETTERBERG Henrik	F	3	0																								
42	JONSSON Jorgen	A	F	3	1																							
91	NASLUND Markus	F	2	5																								
92	NYLANDER Michael	F	2	3																								
96	HOLMSTROM Tomas	F	4	1																								

Team Manager:	HEDBERG Anders	Head Coach:	NILSSON Hardy	Assistant Coach:	WALTIN Mats
----------------------	----------------	--------------------	---------------	-------------------------	-------------

Visiting team (B) (Jersey colour)		Belarus (RED)		Goals													Penalties											
No.	Name	Pos.	L	SOG	#	Time	G	A1	A2	GS	P1	P2	P3	P4	P5	P6	N1	N2	N3	N4	N5	N6	Time	No.	Min	Offence	Start	End
2	SHABANOV Sergei	GK		0	1	07:47	5	6	17	SH1	5	6	17	31			3	5	35	91	92		01:47	5	2	HO-ST	01:47	03:10
3*	KHMYL Oleg	A	D	1	0	2	09:33	24	13	37	PP2	13	24	27	30	31	37	2	14	35	42		06:43	14	2	CROSS	06:43	08:43
4	MAKRITSKY Aleksandr	D	4	0	3	42:47	13			EQ	13	14	24	27	30	31	2	5	12	17	35	96	07:15	23	2	TRIP	07:15	09:15
5	ROMANOV Oleg	D	3	2	4	57:36	30	18	11	EQ	13	14	24	27	30	31	10	11	13	29	35	91	28:43	26	2	HO-ST	28:43	30:14
6	MATUSHKIN Igor	D	3	1																			33:34	11	2	HO-ST	33:34	35:34
9	ANDRIEVSKY Aleksandr	C	F	3	1																		44:39	26	2	HO-ST	44:39	46:39
11	BEKBULATOV Vadim	F	3	0																			50:16	26	2	HOLD	50:16	52:16
13	KOVALEV Andrei	F	2	3																								
14	PANKOV Vasily	F	4	0																								
17*	KALYUZHNY Aleksei	F	1	1																								
18	ANTONENKO Oleg	F	3	2																								
19	ZANKAVETS Eduard	F	4	1																								
21	MIKULCHIK Oleg	D	4	1																								
23*	SALEI Ruslan	D	1	0																								
24	DUDIK Dmitry	F	2	1																								
26	STAS Serguei	D	4	0																								
27	ZHURIK Aleksandr	D	2	0																								
29*	TSYPLAKOV Vladimir	A	F	1	2																							
30	KOPAT Vladimir	D	2	2																								
31*	MEZIN Andrei	GK		0																								
32*	PANKOV Dmitry	F	1	1																								
33	FATIKOV Leonid	EG		0																								
37	RASOLKO Andrei	F	2	1																								

Team Manager:	LESHCHIK Alexander	Head Coach:	KRIKUNOV Vladimir	Assistant Coach:	BELIAYEV Anatoli
----------------------	--------------------	--------------------	-------------------	-------------------------	------------------

Game Summary					Saves					Goalkeeper Records						Goalkeeper Changes				
P	G A:B	SOG A:B	PIM A:B	PPGF A:B	SHGF A:B	GKA1	GKA2	EGA	GKB1	GKB2	EGB	GKA	MIP	GA	GKB	MIP	GA	Time	GKA	GKB
1	1:2	22:10	4:6	1:1	0:1	8	0	0	21	0	0	35	59:03	4	31	60:00	3	00:00	35	31
2	1:0	12:5	2:4	1:0	0:0	5	0	0	11	0	0							59:03	--	31
3	1:2	13:4	2:4	0:0	0:0	2	0	0	12	0	0							60:00	--	--
OVT												Start of game: 11:05 End of game: 13:14								
GWS												Time-out A: 59:03 Time-out B:								
Total	3:4	47:19	8:14	2:1	0:1	15	0	0	44	0	0	Game Supervisor: MEREDITH Frederick								



Referee	McCREARY Bill	Linesman	SCHACHTE Dan	Goal Judge	GREEN Bill	Video GJ	KOMMISSAROV Ko
Scorekeeper	EBERT Bob	Linesman	BLUMEL Petr	Goal Judge	LORDS Harry	Game Timekeeper	ZITO Bob
Sign. Manager B		Sign. Manager A		Sign. Scorekeeper		Sign. Referee	

Event	Abbreviation of the tournament (e.g. WSA, W18C, WWSB, or W20D...)	Abbreviation	Explanations of penalty abbreviations	Code
Place	Name of the city or the ice rink the games takes place	ABUSE	Abuse of officials	01
Date	Date the games take place	BD-CK	Body Checking (female hockey only)	02
Start	Time the beginning of the game is announced in the schedule	BENCH	Bench Minor Penalty	03
Spectators	Number of spectators	BOARD	Boarding	04
Game No.	Number of the game announced in the schedule	BUT-E	Butt-Ending	05
Home Team (A)	Abbreviation of the home team (e.g. SUI, USA...)	CHARG	Charging	06
Visiting Team (B)	Abbreviation of the visiting team (e.g. SUI, USA...)	CHE-B	Checking from behind	07
No.	Jersey number of the player (* = Starts the game)	CROSS	Cross-checking	08
Family and given name (+BP+C/A)	Name of the player, followed by comma, and given name(s); add BP = Best player of the game, C = Captain or A = Assistant Captain	DELAY	Delaying the game	09
Pos	Position (GK = Goalkeeper, EG = Emergency Goalkeeper, D = Defenseman, F = Forward)	DIS-N	Goal being deliberately knocked	10
L	Number of lineup (1 = first line, 2 = second line, 3 = third line, 4= fourth line)	ELBOW	Elbowing	11
SoG	Sum of shots on goal (shots saved by goalie plus scored goals) of this player	FISTI	Fisticuffs	12
#	Number of goal (- for missed penaltyshot)	GA-MI	Game misconduct penalty	13
Time	Time the goal is scored	GR-MI	Gross misconduct penalty	14
G	Jersey number of the player scoring the goal	HI-ST	High Sticking	15
A1	Jersey number of the first assist	HOLD	Holding	16
A2	Jersey number of the second assist	HOOK	Hooking	17
GS	Game situation (EQ = equal, PP1 = power play 5:4 or 4:3, PP2 = power play 5:3, SH1 = shorthanded 4:5 or 3:4, SH2 = shorthanded 3:5, PS = penalty shot, GWS = game winning shot)	HO-ST	Holding the stick	18
P1 P2 P3 P4 P5 P6	Positive participation (all players on ice of the goal scoring team)	IL-EQ	Illegal Equipment	19
N1 N2 N3 N4 N5 N6	Negative participation (all players on ice of the goal receiving team)	INTRF	Interference	20
Time	Time the penalty is called by the referee	KNEE	Kneeing	21
No.	Jersey number of the penalized player	MATCH	Match penalty	22
Offence	Abbreviation of penalty (explanation see next column)	MISC	Misconduct penalty	23
Start	Time the penalty starts	OTHER	Other Offences	24
End	Time the penalty ends	P-SHOT	Penalty shot	25
Team Manager	Name and given name of the team manager	ROUGH	Roughing	26
Head Coach	Name and given name of the head coach	SLASH	Slashing	27
Assistant Coach	Name and given name of the assistant coach	SPEAR	Spear	28
Period	Period 1, 2, 3, OVT = overtime, GWS = game winning shots	TOO-M	Too many players on ice	29
Total	Total sum of all entries in the columns	TRIP	Tripping	30
G:A:B	Number of goals scored by team A : team B (depending on period)	UN-SP	Unsportsmanlike Conduct	31
SOG A:B	Number of shots on goal plus scored by team A : team B (depending on period)			
PIM A:B	Number of penalty minutes for team A : team B (depending on period)			
PPGF A:B	Number of power play goals scored by team A : team B (depending on period)			
SHGF A:B	Number of shorthanded goals scored by team A : team B (depending on period)			
GKA1	Sum of shots saved by the first goalie of team A (depending on period)			
GKA2	Sum of shots saved by the second goalie of team A (depending on period)			
EGA	Sum of shots saved by the emergency goalie of team A (depending on period)			
GKB1	Sum of shots saved by the first goalie of team B (depending on period)			
GKB2	Sum of shots saved by the second goalie of team B (depending on period)			
EGB	Sum of shots saved by the emergency goalie of team B (depending on period)			
GKA	Jersey numbers of the goalies of team A			
GKB	Jersey numbers of the goalies of team B			
MIP	Minutes in play for each goalie			
GA	Goals against for each goalie			
Start of game	Time the game really starts			
End of game	Time the game really ends			
Timeout A	Time the home team takes a 30 seconds timeout			
Timeout B	Time the visiting team takes a 30 seconds timeout			
Game Supervisor	Name of the game supervisor			
Time	Time the goalie comes in or goes out			
GKA	Jersey number of the goalie of team A coming in (- for leaving)			
GKB	Jersey number of the goalie of team B coming in (- for leaving)			
Referee	Name and given name of the referee for this game			
Scorekeeper	Name and given name of the scorekeeper for this game			
Linesman	Name and given name of the linesman for this game			
Goal Judge	Name and given name of the goal judge for this game			
Timekeeper	Name and given name of the timekeeper for this game			
Sign.	Signature of Referee, Scorekeeper, Manager of Team A and Manager of Team B			
A	Jersey number of the player of team A (Marked with * when he starts the game winning)			
B	Jersey number of the player of team B (Marked with * when he starts the game winning)			
GKA	Goalie of team A for this game winning shot			
GKB	Goalie of team B for this game winning shot			
GF:GA	Goals scored after this game winning shot of each team			

Time	GKA	GKB

Game Winning Shots

A	B	GKA	GKB	Score	A	B	GKA	GKB	Score	A	B	GKA	GKB	Score	A	B	GKA	GKB	Score	A	B	GKA	GKB	Score

Notes:



ICE HOCKEY MEN, PLAY-OFF, GAME 28
HOCKEY SUR GLACE HOMMES, PHASE FINALE, MATCH 28

E CENTER WED 20 FEB 2002 / MER 20 FEV 2002 START TIME / DÉBUT 11:05

SWE - BLR 3-4 (1-2, 1-0, 1-2)

Spectators	Referee	Linesmen
7240	McCREARY Bill (IIHF)	SCHACHTE Dan (IIHF), BLUMEL Petr (IIHF)

Team Statistics

Period	Score	SVS	SOG	PIM	TPP	PPG	SHG
1	1 : 2	8 : 21	22 : 10	4 : 6	3:23 : 2:01	1 : 1	0 : 1
2	1 : 0	5 : 11	12 : 5	2 : 4	3:31 : 2:00	1 : 0	0 : 0
3	1 : 2	2 : 12	13 : 4	2 : 4	4:00 : 2:00	0 : 0	0 : 0
Total	3 : 4	15 : 44	47 : 19	8 : 14	10:54 : 6:01	2 : 1	0 : 1

1st Period

Action	Time	ET/Res	Team	Type	No.	Name	(G) Name of Assistant(s) / Action Description
GK	00:00		SWE		35	SALO T	
GK	00:00		BLR		31	MEZIN A	
Penalty	01:47	03:10	BLR	2 min.	5	ROMANOV O	-Holding the stick
Goal	03:10	1:0	SWE	PP1	5	LIDSTROM N	(1) 3 JOHNSON K 92 NYLANDER M On ice SWE 35 3 5 24 91 92 BLR 31 6 9 11 26
Penalty	06:43	08:43	BLR	2 min.	14	PANKOV V	-Cross-checking
Penalty	07:15	09:15	BLR	2 min.	23	SALEI R	-Tripping
Penalty	07:43	09:33	SWE	2 min.	13	SUNDIN M	-Roughing
Goal	07:47	1:1	BLR	SH1	5	ROMANOV O	(1) 6 MATUSHKIN I 17 KALYUZHNY A On ice SWE 35 3 5 91 92 BLR 31 5 6 17
Penalty	09:16	11:16	SWE	2 min.	29	JONSSON K	-Hooking
Goal	09:33	1:2	BLR	PP2	24	DUDI D	(1) 13 KOVALEV A 37 RASOLKO A On ice SWE 35 2 14 42 BLR 31 13 24 27 30 37

2nd Period

Action	Time	ET/Res	Team	Type	No.	Name	(G) Name of Assistant(s) / Action Description
GK	20:00		SWE		35	SALO T	
GK	20:00		BLR		31	MEZIN A	
Penalty	28:43	30:14	BLR	2 min.	26	STAS S	-Holding the stick
Goal	30:14	2:2	SWE	PP1	92	NYLANDER M	(1) 13 SUNDIN M 5 LIDSTROM N On ice SWE 35 5 13 24 91 92 BLR 31 13 27 30 37
Penalty	33:34	35:34	BLR	2 min.	11	BEKBULATOV V	-Holding the stick
Penalty	37:06	39:06	SWE	2 min.	2	OHLUND M	-Highsticking

3rd Period

Action	Time	ET/Res	Team	Type	No.	Name	(G) Name of Assistant(s) / Action Description
GK	40:00		SWE		35	SALO T	
GK	40:00		BLR		31	MEZIN A	
Goal	42:47	2:3	BLR	EQ	13	KOVALEV A	(1) On ice SWE 35 2 5 12 17 96 BLR 31 13 14 24 27 30
Penalty	44:39	46:39	BLR	2 min.	26	STAS S	-Holding the stick
Goal	47:54	3:3	SWE	EQ	13	SUNDIN M	(5) On ice SWE 35 4 5 11 13 91 BLR 31 13 14 24 27 30
Penalty	50:16	52:16	BLR	2 min.	26	STAS S	-Holding
Penalty	54:46	56:46	SWE	2 min.	19	RENBERG M	-Highsticking
Goal	57:36	3:4	BLR	EQ	30	KOPAT V	(1) 18 ANTONENKO O 11 BEKBULATOV V On ice SWE 35 10 11 13 29 91 BLR 31 13 14 24 27 30
GK	59:03		SWE				35 SALO T-"Goalkeeper out"



Goalkeeper Records

Team: SWE - Sweden				
No.	Goalkeepers	SOG	SVS	
35	SALO Tommy	19	15	
1	HEDBERG Johan	0	0	

Team: BLR - Belarus				
No.	Goalkeepers	SOG	SVS	
31	MEZIN Andrei	47	44	
	SHABANOV Sergei	0		

Shots & Plus-Minus

Team: SWE - Sweden								
No.	Pos.	Player	1	2	3	OT	TS	+/-
4	D	OLAUSSON Fredrik	4	1	0	0	5	1
5	D	LIDSTROM Nicklas	3	1	4	0	8	-1
11	F	ALFREDSSON Daniel	0	3	1	0	4	0
13	F	SUNDIN Mats	2	0	1	0	3	0
22	F	DAHLEN Ulf	3	1	3	0	7	0
3	D	JOHNSSON Kim	0	0	0	0	0	-1
14	D	NORSTROM Mattias	0	0	0	0	0	0
24	F	SUNDSTROM Niklas	0	1	1	0	2	0
91	F	NASLUND Markus	2	1	2	0	5	-1
92	F	NYLANDER Michael	1	2	0	0	3	-1
10	D	RAGNARSSON Marcus	1	0	0	0	1	-1
19	F	RENBERG Mikael	0	2	0	0	2	0
29	D	JONSSON Kenny	0	0	0	0	0	-1
40	F	ZETTERBERG Henrik	0	0	0	0	0	0
42	F	JONSSON Jorgen	1	0	0	0	1	0
2	D	OHLUND Mattias	1	0	0	0	1	-1
12	F	AXELSSON Per-Johan	1	0	1	0	2	-1
17	F	JOHANSSON Mathias	2	0	0	0	2	-1
20	F	ARVEDSON Magnus	0	0	0	0	0	0
96	F	HOLMSTROM Tomas	1	0	0	0	1	-1
TOTALS			22	12	13	0	47	

Head Coach: NILSSON Hardy

Team: BLR - Belarus								
No.	Pos.	Player	1	2	3	OT	TS	+/-
3	D	KHMYL Oleg	0	0	0	0	0	0
17	F	KALYUZHNYI Aleksei	1	0	0	0	1	1
23	D	SALEI Ruslan	0	0	0	0	0	0
29	F	TSYPLAKOV Vladimir	1	0	1	0	2	0
32	F	PANKOV Dmitry	0	1	0	0	1	0
13	F	KOVALEV Andrei	1	1	1	0	3	1
24	F	DUDIK Dmitry	1	0	0	0	1	1
27	D	ZHURIK Aleksandr	0	0	0	0	0	1
30	D	KOPAT Vladimir	1	0	1	0	2	1
37	F	RASOLKO Andrei	1	0	0	0	1	0
5	D	ROMANOV Oleg	2	0	0	0	2	1
6	D	MATUSHKIN Igor	0	1	0	0	1	1
9	F	ANDRIEVSKY Aleksandr	0	1	0	0	1	0
11	F	BEKBULATOV Vadim	0	0	0	0	0	0
18	F	ANTONENKO Oleg	1	1	0	0	2	0
4	D	MAKRITSKY Aleksandr	0	0	0	0	0	0
14	F	PANKOV Vasily	0	0	0	0	0	1
19	F	ZANKAVETS Eduard	1	0	0	0	1	0
21	D	MIKULCHIK Oleg	0	0	1	0	1	0
26	D	STAS Serguei	0	0	0	0	0	0
TOTALS			10	5	4	0	19	

Head Coach: KRIKUNOV Vladimir

LEGEND

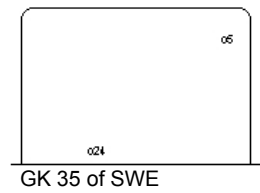
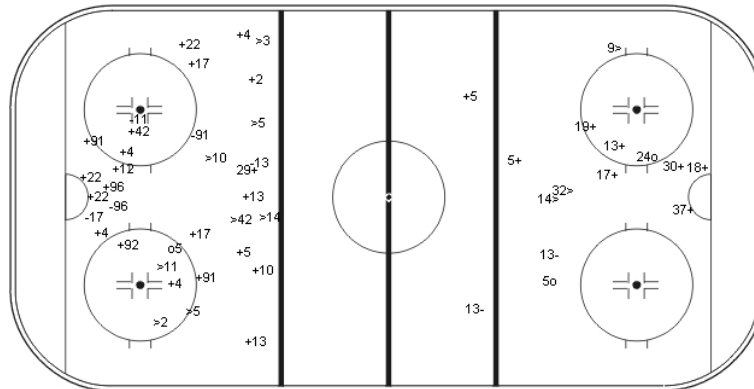
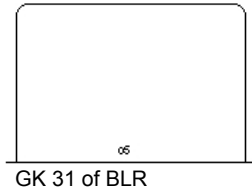
ET/Res	Penalty end time/Result of game	OT	Overtime	SH1	Shorthanded - 1 player
ENG	Empty net goal	Pen.	Penalty	SH2	Shorthanded - 2 players
EQ	Equal strength	PIM	Penalties in minutes	SHG	Shorthanded goals
(G)	Number of goals in tournament	Pos.	Position	SOG	Shots on goal
GA	Goals against		D - Defense	SSG	Shots saved by goalkeeper
GF	Goals for		F - Forward	SVS	Saves
GK	Goalkeeper	PP1	Power play - 1 player	T	Number of games tied
GP	Number of games played	PP2	Power play - 2 players	TS	Total shots by player
GWS	Game winning shot	PPG	Power play goals	TPP	Time on power play
L	Number of games lost	PS	Penalty shot	W	Number of games won
No.	Player number	PTS	Points		
+/-	Net result of positive and negative participation				



ICE HOCKEY MEN, PLAY-OFF, GAME 28
 HOCKEY SUR GLACE HOMMES, PHASE FINALE, MATCH 28

E CENTER WED 20 FEB 2002 / MER 20 FEV 2002 START TIME / DÉBUT 11:05

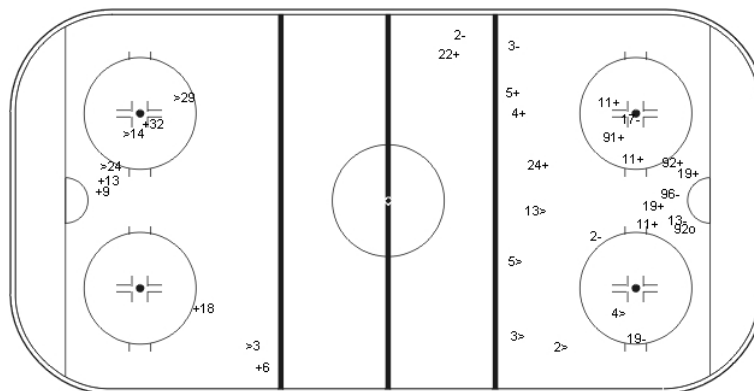

SWE - BLR



Shots by SWE
 Goals (o): 1 SSG(+): 21
 SSP(<): 8 SPG(-): 5

Period: 1

Shots by BLR
 Goals (o): 2 SSG(+): 8
 SSP(>): 3 SPG(-): 2



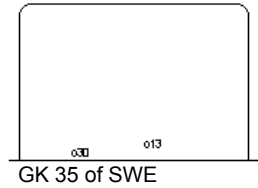
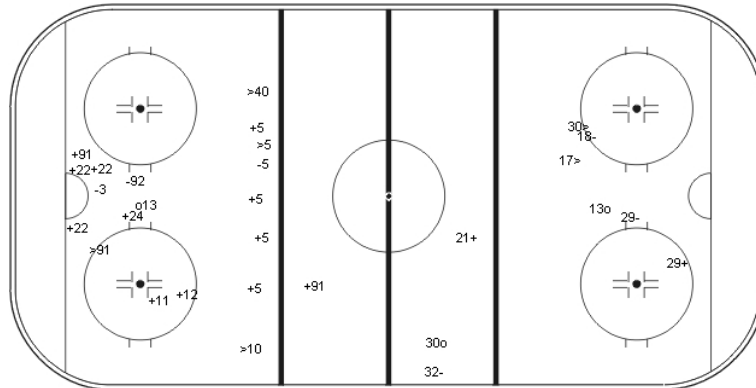
Shots by BLR
 Goals (o): 0 SSG(+): 5
 SSP(<): 4 SPG(-): 0

Period: 2

Shots by SWE
 Goals (o): 1 SSG(+): 11
 SSP(>): 5 SPG(-): 7



GK 31 of BLR



Shots by SWE
 Goals (o): 1 SSG(+): 12
 SSP(<): 4 SPG(-): 3

Period: 3

Shots by BLR
 Goals (o): 2 SSG(+): 2
 SSP(>): 2 SPG(-): 3

LEGEND

ENG Empty net goal
GK Goalkeeper

SPG Shots past goal
SSG Shots saved by goalkeeper

SSP Shots saved by player



ICE HOCKEY MEN, PLAY-OFF, GAME 28
HOCKEY SUR GLACE HOMMES, PHASE FINALE, MATCH 28

E CENTER WED 20 FEB 2002 / MER 20 FEV 2002 START TIME / DÉBUT 11:05


SWE - BLR

Face-off by BLR

Period: 1

	Won	Lost
DZ	5	9
MZ	2	6
AZ	2	2
Total	9	17

Period 1 (BLR - SWE)



Face-off by SWE

Period: 1

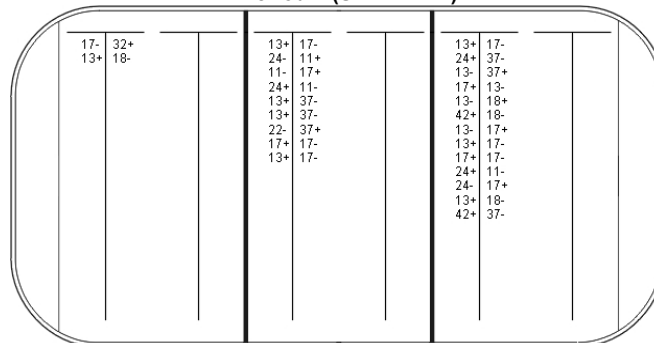
	Won	Lost
DZ	2	2
MZ	6	2
AZ	9	5
Total	17	9

Face-off by SWE

Period: 2

	Won	Lost
DZ	1	1
MZ	6	3
AZ	9	4
Total	16	8

Period 2 (SWE - BLR)



Face-off by BLR

Period: 2

	Won	Lost
DZ	4	9
MZ	3	6
AZ	1	1
Total	8	16

Game total

	Won	Lost
DZ	3	3
MZ	12	5
AZ	18	9
Total	33	17

Game total


	Won	Lost
DZ	9	18
MZ	5	12
AZ	3	3
Total	17	33

Face-off by BLR

Period: 3

	Won	Lost
DZ	8	5
MZ	1	7
AZ	0	1
Total	9	13

Period 3 (BLR - SWE)



Face-off by SWE

Period: 3

	Won	Lost
DZ	1	0
MZ	7	1
AZ	5	8
Total	13	9

Game total

	Won	Lost
DZ	17	23
MZ	6	19
AZ	3	4
Total	26	46

Game total

	Won	Lost
DZ	4	3
MZ	19	6
AZ	23	17
Total	46	26

LEGEND		
AZ	Attack zone	
DZ	Defensive zone	
MZ	Middle zone	



ICE HOCKEY MEN, PLAY-OFF, GAME 29
HOCKEY SUR GLACE HOMMES, PHASE FINALE, MATCH 29

PEAKS WED 20 FEB 2002 / MER 20 FEV 2002 START TIME / DÉBUT 13:30

CZE - RUS

Referee

WALKOM Stephen (IIHF)

Linesmen

NOWAK Tim (IIHF), NORRMAN Johan (IIHF)

Goalkeepers

Team: CZE	
No.	Name
23	CECHMANEK Roman
39	HASEK Dominik

Team: RUS	
No.	Name
31	PODOMATSKY Yegor
35	KHABIBULIN Nikolai
30	BRYZGALOV Ilja (EG)

Team Line-ups

Team: CZE (RED)		
No.	Pos.	Name
4	D	HAMRLIK Roman
9	F	HAVLAT Martin
20	F	LANG Robert
41	D	SKOULA Martin
68	F	JAGR Jaromir
15	D	KABERLE Tomas
21	F	REICHEL Robert
24	F	HEJDUK Milan
26	F	RUCINSKY Martin
42	D	SMEHLIK Richard
6	D	SPACEK Jaroslav
13	D	KUBINA Pavel
17	F	SYKORA Petr
25	F	ELIAS Patrik
30	F	DOPITA Jiri
10	F	PATERA Pavel
16	F	CAJANEK Petr
19	F	DVORAK Radek
29	D	SYKORA Michal
38	F	HRDINA Jan
Head Coach: AUGUSTA Josef		

Team: RUS (WHITE)		
No.	Pos.	Name
2	D	MIRONOV Boris
10	F	BURE Pavel
13	F	ZHAMNOV Alexei
20	F	BURE Valeri
23	D	MALAKHOV Vladimir
11	D	KASPARAITIS Darius
33	F	NIKOLISHIN Andrei
55	D	GONCHAR Sergei
61	F	AFINOGENOV Maxim
79	F	YASHIN Alexei
5	D	MARKOV Daniil
7	D	TVERDOVSKY Oleg
14	F	SAMSONOV Sergei
71	F	KOVALCHUK Ilya
91	F	FEDOROV Sergei
8	F	LARIONOV Igor
12	F	KVASHA Oleg
26	F	DATSYUK Pavel
27	F	KOVALEV Alexei
29	D	KRAVTCHOUK Igor
Head Coach: FETISOV Viacheslav		

LEGEND

EG	Emergency goalkeeper	No.	Player number	R	Rank
G	Number of games played	Pos.	Position	T	Number of games tied
GA	Goals against		D - Defense	W	Number of games won
GF	Goals for		F - Forward		
L	Number of games lost	PTS	Points		



ICE HOCKEY MEN

Round	PLAY-OFF	Venue	Peaks	Date	20 Feb 2002	Start	13.30	Spectators	5219	Game no.	29
-------	----------	-------	-------	------	-------------	-------	-------	------------	------	----------	----

Home team (A) (Jersey colour)		Czech Republic (RED)		Goals																Penalties								
No.	Name	Pos.	L	SOG	#	Time	G	A1	A2	GS	P1	P2	P3	P4	P5	P6	N1	N2	N3	N4	N5	N6	Time	No.	Min	Offence	Start	End
4*	HAMRLIK Roman	A	D	1	2																		07:14	21	2	HO-ST	07:14	09:14
6	SPACEK Jaroslav	D	3	1																			16:40	68	2	ELBOW	16:40	18:40
9*	HAVLAT Martin	F	1	1																			54:26	4	2	ROUGH	54:26	56:26
10	PATERA Pavel	F	4	0																								
13	KUBINA Pavel	D	3	4																								
15	KABERLE Tomas	D	2	0																								
16	CAJANEK Petr	F	4	1																								
17	SYKORA Petr	F	3	6																								
19	DVORAK Radek	F	4	2																								
20*	LANG Robert	F	1	6																								
21	REICHEL Robert	A	F	2	5																							
23	CECHMANEK Roman	GK		0																								
24	HEJDUK Milan	F	2	1																								
25	ELIAS Patrik	F	3	3																								
26	RUCINSKY Martin	F	2	1																								
29	SYKORA Michal	D	4	0																								
30	DOPITA Jiri	F	3	5																								
38	HRDINA Jan	F	4	0																								
39*	HASEK Dominik	GK		0																								
41*	SKOULA Martin	D	1	1																								
42	SMEHLIK Richard	D	2	0																								
68*	JAGR Jaromir	C	F	1	2																							
Team Manager:		CERNIK Frantisek		Head Coach: AUGUSTA Josef																Assistant Coach: MARTINEC Vladimir								

Visiting team (B) (Jersey colour)		Russia (WHITE)		Goals																Penalties									
No.	Name	Pos.	L	SOG	#	Time	G	A1	A2	GS	P1	P2	P3	P4	P5	P6	N1	N2	N3	N4	N5	N6	Time	No.	Min	Offence	Start	End	
2*	MIRONOV Boris	D	1	2	1	24:48	61	33	23	EQ	2	23	33	35	61	79	15	16	19	38	39	42	17:23	13	2	TRIP	17:23	19:23	
5	MARKOV Daniil	D	3	1																				18:23	10	2	HI-ST	18:23	20:23
7	TVERDOVSKY Oleg	D	3	2																				19:23	33	2	IL-EQ	19:23	21:23
8	LARIONOV Igor	C	F	4	2																			25:57		2	TOO-M	25:57	27:57
10*	BURE Pavel	A	F	1	5																			35:38	8	2	HOOK	35:38	37:38
11	KASPARAITIS Darius	A	D	2	0																			50:35	14	2	TRIP	50:35	52:35
12	KVASHA Oleg	F	4	0																				59:56	71	10	MISC	59:56	60:00
13*	ZHAMNOV Alexei	F	1	2																									
14	SAMSONOV Sergei	F	3	2																									
20*	BURE Valeri	F	1	2																									
23*	MALAKHOV Vladimir	D	1	1																									
26	DATSYUK Pavel	F	4	1																									
27	KOVALEV Alexei	F	4	1																									
29	KRAVTCHOUK Igor	D	4	0																									
30	BRYZGALOV Ilya	EG		0																									
31	PODOMATSKY Yegor	GK		0																									
33	NIKOLISHIN Andrei	F	2	0																									
35*	KHABIBULIN Nikolai	GK		0																									
55	GONCHAR Sergei	D	2	1																									
61	AFINOGENOV Maxim	F	2	2																									
71	KOVALCHUK Ilya	F	3	0																									
79	YASHIN Alexei	F	2	0																									
91	FEDOROV Sergei	F	3	3																									
Team Manager:				Head Coach: FETISOV Viacheslav																Assistant Coach: YURZINOV Vladimir									

Game Summary											Saves					Goalkeeper Records					Goalkeeper Changes		
P	G A:B	SOG A:B	PIM A:B	PPGF A:B	SHGF A:B	GKA1	GKA2	EGA	GKB1	GKB2	EGB	GKA	MIP	GA	GKB	MIP	GA	Time	GKA	GKB			
1	0:0	16:8	4:6	0:0	0:0	8	0	0	16	0	0	39	59:47	1	35	60:00	0	00:00	39	35			
2	0:1	9:10	0:4	0:0	0:0	9	0	0	9	0	0							59:47	--	35			
3	0:0	16:9	2:12	0:0	0:0	9	0	0	16	0	0							60:00	--	--			
OVT																							
GWS																							
Total	0:1	41:27	6:22	0:0	0:0	26	0	0	41	0	0												
											Start of game: 13:30					End of game: 15:35							
											Time-out A:					Time-out B: 59:56							
											Game Supervisor: DOBIDA Hans												



Referee	WALKOM Stephen	Linesman	NOWAK Tim	Goal Judge	GALLENI Robert	Video GJ	NADIN Bob
Scorekeeper	SOUTTER Dave	Linesman	NORRMAN Johan	Goal Judge	BAIRD Gerry	Game Timekeeper ZITO Robert	
Sign. Manager B		Sign. Manager A		Sign. Scorekeeper		Sign. Referee	

Event	Abbreviation of the tournament (e.g. WSA, W18C, WW5B, or W20D...)	Abbreviation	Explanations of penalty abbreviations	Code
Place	Name of the city or the ice rink the games takes place	ABUSE	Abuse of officials	01
Date	Date the games take place	BD-CK	Body Checking (female hockey only)	02
Start	Time the beginning of the game is announced in the schedule	BENCH	Bench Minor Penalty	03
Spectators	Number of spectators	BOARD	Boarding	04
Game No.	Number of the game announced in the schedule	BUT-E	Butt-Ending	05
Home Team (A)	Abbreviation of the home team (e.g. SUI, USA...)	CHARG	Charging	06
Visiting Team (B)	Abbreviation of the visiting team (e.g. SUI, USA...)	CHE-B	Checking from behind	07
No.	Jersey number of the player (* = Starts the game)	CROSS	Cross-checking	08
Family and given name (+BP+C/A)	Name of the player, followed by comma, and given name(s); add BP = Best player of the game, C = Captain or A = Assistant Captain	DELAY	Delaying the game	09
Pos	Position (GK = Goalkeeper, EG = Emergency Goalkeeper, D = Defenseman, F = Forward)	DIS-N	Goal being deliberately knocked	10
L	Number of lineup (1 = first line, 2 = second line, 3 = third line, 4= fourth line)	ELBOW	Elbowing	11
SoG	Sum of shots on goal (shots saved by goalie plus scored goals) of this player	FISTI	Fisticuffs	12
#	Number of goal (- for missed penaltyshot)	GA-MI	Game misconduct penalty	13
Time	Time the goal is scored	GR-MI	Gross misconduct penalty	14
G	Jersey number of the player scoring the goal	HI-ST	High Sticking	15
A1	Jersey number of the first assist	HOLD	Holding	16
A2	Jersey number of the second assist	HOOK	Hooking	17
GS	Game situation (EQ = equal, PP1 = power play 5:4 or 4:3, PP2 = power play 5:3, SH1 = shorthanded 4:5 or 3:4, SH2 = shorthanded 3:5, PS = penalty shot, GWS = game winning shot)	HO-ST	Holding the stick	18
P1 P2 P3 P4 P5 P6	Positive participation (all players on ice of the goal scoring team)	IL-EQ	Illegal Equipment	19
N1 N2 N3 N4 N5 N6	Negative participation (all players on ice of the goal receiving team)	INTRF	Interference	20
Time	Time the penalty is called by the referee	KNEE	Kneeing	21
No.	Jersey number of the penalized player	MATCH	Match penalty	22
Offence	Abbreviation of penalty (explanation see next column)	MISC	Misconduct penalty	23
Start	Time the penalty starts	OTHER	Other Offences	24
End	Time the penalty ends	P-SHOT	Penalty shot	25
Team Manager	Name and given name of the team manager	ROUGH	Roughing	26
Head Coach	Name and given name of the head coach	SLASH	Slashing	27
Assistant Coach	Name and given name of the assistant coach	SPEAR	Spear	28
Period	Period 1, 2, 3, OVT = overtime, GWS = game winning shots	TOO-M	Too many players on ice	29
Total	Total sum of all entries in the columns	TRIP	Tripping	30
G:A:B	Number of goals scored by team A : team B (depending on period)	UN-SP	Unsportsmanlike Conduct	31
SOG A:B	Number of shots on goal plus scored by team A : team B (depending on period)			
PIM A:B	Number of penalty minutes for team A : team B (depending on period)			
PPGF A:B	Number of power play goals scored by team A : team B (depending on period)			
SHGF A:B	Number of shorthanded goals scored by team A : team B (depending on period)			
GKA1	Sum of shots saved by the first goalie of team A (depending on period)			
GKA2	Sum of shots saved by the second goalie of team A (depending on period)			
EGA	Sum of shots saved by the emergency goalie of team A (depending on period)			
GKB1	Sum of shots saved by the first goalie of team B (depending on period)			
GKB2	Sum of shots saved by the second goalie of team B (depending on period)			
GKB	Sum of shots saved by the emergency goalie of team B (depending on period)			
GKA	Jersey numbers of the goalies of team A			
GKB	Jersey numbers of the goalies of team B			
MIP	Minutes in play for each goalie			
GA	Goals against for each goalie			
Start of game	Time the game really starts			
End of game	Time the game really ends			
Timeout A	Time the home team takes a 30 seconds timeout			
Timeout B	Time the visiting team takes a 30 seconds timeout			
Game Supervisor	Name of the game supervisor			
Time	Time the goalie comes in or goes out			
GKA	Jersey number of the goalie of team A coming in (- for leaving)			
GKB	Jersey number of the goalie of team B coming in (- for leaving)			
Referee	Name and given name of the referee for this game			
Scorekeeper	Name and given name of the scorekeeper for this game			
Linesman	Name and given name of the linesman for this game			
Goal Judge	Name and given name of the goal judge for this game			
Timekeeper	Name and given name of the timekeeper for this game			
Sign.	Signature of Referee, Scorekeeper, Manager of Team A and Manager of Team B			
A	Jersey number of the player of team A (Marked with * when he starts the game winning			
B	Jersey number of the player of team B (Marked with * when he starts the game winning			
GKA	Goalie of team A for this game winning shot			
GKB	Goalie of team B for this game winning shot			
GF:GA	Goals scored after this game winning shot of each team			

Time	GKA	GKB

Game Winning Shots

A	B	GKA	GKB	Score	A	B	GKA	GKB	Score	A	B	GKA	GKB	Score	A	B	GKA	GKB	Score	A	B	GKA	GKB	Score		

Notes:



ICE HOCKEY MEN, PLAY-OFF, GAME 29
HOCKEY SUR GLACE HOMMES, PHASE FINALE, MATCH 29

PEAKS WED 20 FEB 2002 / MER 20 FEV 2002 START TIME / DÉBUT 13:30

CZE - RUS 0-1 (0-0, 0-1, 0-0)

Spectators	Referee	Linesmen
5219	WALKOM Stephen (IIHF)	NOWAK Tim (IIHF), NORRMAN Johan (IIHF)

Team Statistics

Period	Score	SVS	SOG	PIM	TPP	PPG	SHG
1	0 : 0	8 : 16	16 : 8	4 : 6	1:37 : 2:43	0 : 0	0 : 0
2	0 : 1	9 : 9	9 : 10	0 : 4	5:23 : 0:00	0 : 0	0 : 0
3	0 : 0	9 : 16	16 : 9	2 : 12	2:00 : 2:00	0 : 0	0 : 0
Total	0 : 1	26 : 41	41 : 27	6 : 22	9:00 : 4:43	0 : 0	0 : 0

1st Period

Action	Time	ET/Res	Team	Type	No.	Name	(G) Name of Assistant(s) / Action Description
GK	00:00		CZE		39	HASEK D	
GK	00:00		RUS		35	KHABIBULIN N	
Penalty	07:14	09:14	CZE	2 min.	21	REICHEL R	-Holding the stick
Penalty	16:40	18:40	CZE	2 min.	68	JAGR J	-Elbowing
Penalty	17:23	19:23	RUS	2 min.	13	ZHAMNOV A	-Tripping
Penalty	18:23	20:23	RUS	2 min.	10	BURE P	-Highsticking
Penalty	19:23	21:23	RUS	2 min.	33	NIKOLISHIN A	-Illegal Equipment

2nd Period

Action	Time	ET/Res	Team	Type	No.	Name	(G) Name of Assistant(s) / Action Description
GK	20:00		CZE		39	HASEK D	
GK	20:00		RUS		35	KHABIBULIN N	
Goal	24:48	0:1	RUS	EQ	61	AFINOGENOV M	(1) 33 NIKOLISHIN A 23 MALAKHOV V On ice CZE 39 15 16 19 38 42 RUS 35 2 23 33 61 79
Penalty	25:57	27:57	RUS	2 min.	-	Team penalty	-Too many players on the ice
Penalty	35:38	37:38	RUS	2 min.	8	LARIONOV I	-Hooking

3rd Period

Action	Time	ET/Res	Team	Type	No.	Name	(G) Name of Assistant(s) / Action Description
GK	40:00		CZE		39	HASEK D	
GK	40:00		RUS		35	KHABIBULIN N	
Penalty	50:35	52:35	RUS	2 min.	14	SAMSONOV S	-Tripping
Penalty	54:26	56:26	CZE	2 min.	4	HAMRLIK R	-Roughing
GK	59:47		CZE				39 HASEK D-"Goalkeeper out"
Penalty	59:56	60:00	RUS	10 min.	71	KOVALCHUK I	-Misconduct Penalty

Goalkeeper Records

Team: CZE - Czech Republic			
No.	Goalkeepers	SOG	SVS
39	HASEK Dominik	27	26
23	CECHMANEK Roman	0	0

Team: RUS - Russia			
No.	Goalkeepers	SOG	SVS
35	KHABIBULIN Nikolai	41	41
31	PODOMATSKY Yegor	0	0



Shots & Plus-Minus

Team: CZE - Czech Republic								
No.	Pos.	Player	1	2	3	OT	TS	+/-
4	D	HAMRLIK Roman	2	0	0	0	2	0
9	F	HAVLAT Martin	0	0	1	0	1	0
20	F	LANG Robert	2	2	2	0	6	0
41	D	SKOULA Martin	0	0	1	0	1	0
68	F	JAGR Jaromir	0	1	1	0	2	0
15	D	KABERLE Tomas	0	0	0	0	0	-1
21	F	REICHEL Robert	3	0	2	0	5	0
24	F	HEJDUK Milan	0	1	0	0	1	0
26	F	RUCINSKY Martin	0	0	1	0	1	0
42	D	SMEHLIK Richard	0	0	0	0	0	-1
6	D	SPACEK Jaroslav	0	0	1	0	1	0
13	D	KUBINA Pavel	2	2	0	0	4	0
17	F	SYKORA Petr	3	2	1	0	6	0
25	F	ELIAS Patrik	1	1	1	0	3	0
30	F	DOPITA Jiri	0	0	5	0	5	0
10	F	PATERA Pavel	0	0	0	0	0	0
16	F	CAJANEK Petr	1	0	0	0	1	-1
19	F	DVORAK Radek	2	0	0	0	2	-1
29	D	SYKORA Michal	0	0	0	0	0	0
38	F	HRDINA Jan	0	0	0	0	0	-1
TOTALS			16	9	16	0	41	
Head Coach: AUGUSTA Josef								

Team: RUS - Russia								
No.	Pos.	Player	1	2	3	OT	TS	+/-
2	D	MIRONOV Boris	1	0	1	0	2	1
10	F	BURE Pavel	2	1	2	0	5	0
13	F	ZHAMNOV Alexei	1	1	0	0	2	0
20	F	BURE Valeri	0	1	1	0	2	0
23	D	MALAKHOV Vladimir	0	1	0	0	1	1
11	D	KASPARAITIS Darius	0	0	0	0	0	0
33	F	NIKOLISHIN Andrei	0	0	0	0	0	1
55	D	GONCHAR Sergei	1	0	0	0	1	0
61	F	AFINOGENOV Maxim	0	2	0	0	2	1
79	F	YASHIN Alexei	0	0	0	0	0	1
5	D	MARKOV Daniil	0	1	0	0	1	0
7	D	TVERDOVSKY Oleg	0	0	2	0	2	0
14	F	SAMSONOV Sergei	1	1	0	0	2	0
71	F	KOVALCHUK Ilya	0	0	0	0	0	0
91	F	FEDOROV Sergei	2	0	1	0	3	0
8	F	LARIONOV Igor	0	1	1	0	2	0
12	F	KVASHA Oleg	0	0	0	0	0	0
26	F	DATSYUK Pavel	0	1	0	0	1	0
27	F	KOVALEV Alexei	0	0	1	0	1	0
29	D	KRAVTCHOUK Igor	0	0	0	0	0	0
TOTALS			8	10	9	0	27	
Head Coach: FETISOV Viacheslav								

LEGEND

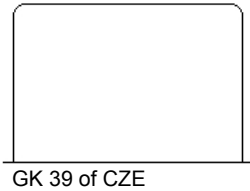
ET/Res	Penalty end time/Result of game	OT	Overtime	SH1	Shorthanded - 1 player
ENG	Empty net goal	Pen.	Penalty	SH2	Shorthanded - 2 players
EQ	Equal strength	PIM	Penalties in minutes	SHG	Shorthanded goals
(G)	Number of goals in tournament	Pos.	Position	SOG	Shots on goal
GA	Goals against		D - Defense	SSG	Shots saved by goalkeeper
GF	Goals for		F - Forward	SVS	Saves
GK	Goalkeeper	PP1	Power play - 1 player	T	Number of games tied
GP	Number of games played	PP2	Power play - 2 players	TS	Total shots by player
GWS	Game winning shot	PPG	Power play goals	TPP	Time on power play
L	Number of games lost	PS	Penalty shot	W	Number of games won
No.	Player number	PTS	Points		
+/-	Net result of positive and negative participation				



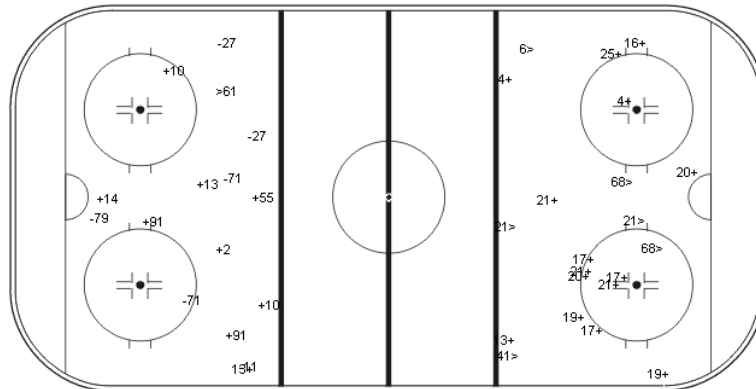
ICE HOCKEY MEN, PLAY-OFF, GAME 29
 HOCKEY SUR GLACE HOMMES, PHASE FINALE, MATCH 29

PEAKS WED 20 FEB 2002 / MER 20 FEV 2002 START TIME / DÉBUT 13:30

CZE - RUS



GK 39 of CZE



GK 35 of RUS

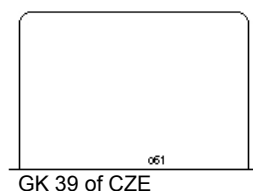
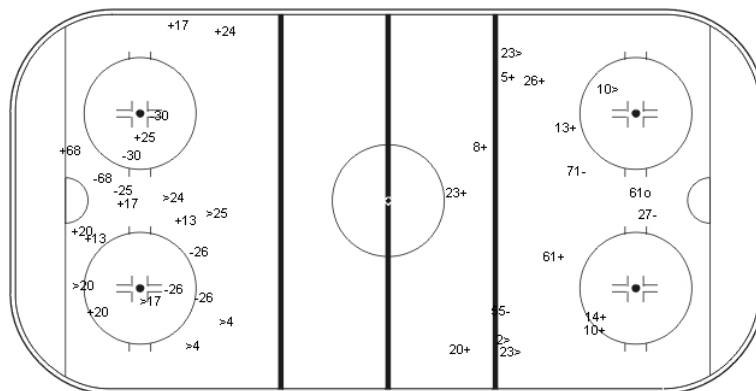
Shots by RUS
 Goals (o): 0 SSG(+): 8
 SSP(<): 1 SPG(-): 6

Period: 1

Shots by CZE
 Goals (o): 0 SSG(+): 16
 SSP(>): 6 SPG(-): 0



GK 35 of RUS



GK 39 of CZE

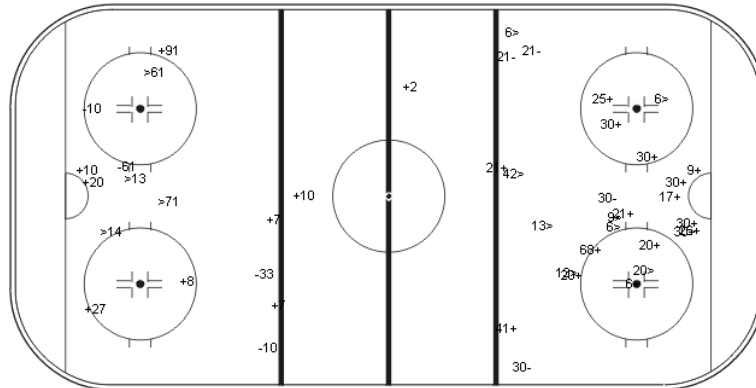
Shots by CZE
 Goals (o): 0 SSG(+): 9
 SSP(<): 6 SPG(-): 7

Period: 2

Shots by RUS
 Goals (o): 1 SSG(+): 9
 SSP(>): 4 SPG(-): 3



GK 39 of CZE



GK 35 of RUS

Shots by RUS
 Goals (o): 0 SSG(+): 9
 SSP(<): 4 SPG(-): 4

Period: 3

Shots by CZE
 Goals (o): 0 SSG(+): 16
 SSP(>): 8 SPG(-): 4

LEGEND

ENG Empty net goal
GK Goalkeeper

SPG Shots past goal
SSG Shots saved by goalkeeper

SSP Shots saved by player



ICE HOCKEY MEN, PLAY-OFF, GAME 29
HOCKEY SUR GLACE HOMMES, PHASE FINALE, MATCH 29

PEAKS WED 20 FEB 2002 / MER 20 FEV 2002 START TIME / DÉBUT 13:30


CZE - RUS

Face-off by CZE

Period: 1

	Won	Lost
DZ	5	5
MZ	3	2
AZ	7	3
Total	15	10

Period 1 (CZE - RUS)



Face-off by RUS

Period: 1

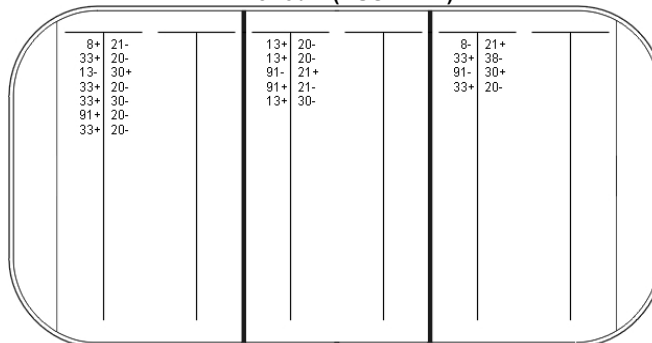
	Won	Lost
DZ	3	7
MZ	2	3
AZ	5	5
Total	10	15

Face-off by RUS

Period: 2

	Won	Lost
DZ	6	1
MZ	4	1
AZ	2	2
Total	12	4

Period 2 (RUS - CZE)



Face-off by CZE

Period: 2

	Won	Lost
DZ	2	2
MZ	1	4
AZ	1	6
Total	4	12

Game total

	Won	Lost
DZ	9	8
MZ	6	4
AZ	7	7
Total	22	19

Game total


	Won	Lost
DZ	7	7
MZ	4	6
AZ	8	9
Total	19	22

Face-off by CZE

Period: 3

	Won	Lost
DZ	0	2
MZ	3	3
AZ	5	9
Total	8	14

Period 3 (CZE - RUS)



Face-off by RUS

Period: 3

	Won	Lost
DZ	9	5
MZ	3	3
AZ	2	0
Total	14	8

Game total

	Won	Lost
DZ	7	9
MZ	7	9
AZ	13	18
Total	27	36

Game total

	Won	Lost
DZ	18	13
MZ	9	7
AZ	9	7
Total	36	27

LEGEND

AZ Attack zone

DZ Defensive zone

MZ Middle zone



ICE HOCKEY MEN, PLAY-OFF, GAME 30
HOCKEY SUR GLACE HOMMES, PHASE FINALE, MATCH 30

E CENTER WED 20 FEB 2002 / MER 20 FEV 2002 START TIME / DÉBUT 16:01

USA - GER

Referee

RADBJER Ulf (IIHF)

Linesmen

MORIN Jean (IIHF), NANSEN Derek (IIHF)

Goalkeepers

Team: USA		
No.	Name	
1	DUNHAM Mike	
35	RICHTER Mike	
30	BARRASSO Tom	(EG)

Team: GER		
No.	Name	
33	SELIGER Marc	
80	MULLER Robert	

Team Line-ups

Team: USA (WHITE)		
No.	Pos.	Name
2	D	LEETCH Brian
33	D	MILLER Aaron
48	F	YOUNG Scott
61	F	YORK Mike
97	F	ROENICK Jeremy
3	D	RAFALSKI Brian
6	D	HOUSLEY Phil
9	F	MODANO Mike
10	F	LECLAIR John
16	F	HULL Brett
12	F	ROLSTON Brian
18	F	DRURY Chris
20	D	SUTER Gary
24	D	CHELIOS Chris
28	F	DEADMARSH Adam
5	D	POTI Tom
11	F	AMONTE Tony
13	F	GUERIN Bill
39	F	WEIGHT Doug
Head Coach: BROOKS Herb		

Team: GER (BLACK)		
No.	Pos.	Name
13	D	SCHUBERT Christoph
17	F	HECHT Jochen
20	F	RUMRICH Jurgen
21	F	USTORF Stefan
36	D	GOLDMANN Erich
12	D	LUDEMANN Mirko
19	F	STURM Marco
48	F	SOCCIO Leonard
49	F	KATHAN Klaus
83	F	BENDA Jan
10	D	EHRHOFF Christian
22	F	REICHEL Martin
26	F	KREUTZER Daniel
27	F	ABSTREITER Tobias
41	D	KUNCE Daniel
16	F	HYNES Wayne
18	F	LOTH Andreas
31	D	RENZ Andreas
81	F	MACKAY Mark
84	D	SEIDENBERG Dennis
Head Coach: ZACH Hans		

LEGEND

EG	Emergency goalkeeper	No.	Player number	R	Rank
G	Number of games played	Pos.	Position	T	Number of games tied
GA	Goals against		D - Defense	W	Number of games won
GF	Goals for		F - Forward		
L	Number of games lost	PTS	Points		



ICE HOCKEY MEN

Round	PLAY-OFF	Venue	E Center	Date	20 Feb 2002	Start	16.01	Spectators	8599	Game no.	30
--------------	----------	--------------	----------	-------------	-------------	--------------	-------	-------------------	------	-----------------	----

Home team (A) (Jersey colour)		USA		(WHITE)		Goals																Penalties						
No.	Name	Pos.	L	SOG	#	Time	G	A1	A2	GS	P1	P2	P3	P4	P5	P6	N1	N2	N3	N4	N5	N6	Time	No.	Min	Offence	Start	End
1	DUNHAM Mike	GK		0	1	13:06	97	3	39	PP2	3	5	11	35	39	97	13	19	31	33			11:00	13	2	UN-SP	11:00	13:00
2	LEETCH Brian	D	1	3	2	20:46	24			EQ	9	16	20	24	28	35	13	17	20	21	33	83	38:41	39	2	HOOK	38:41	40:41
3	RAFALSKI Brian	D	2	2	3	29:42	11	97		EQ	11	20	24	35	61	97	10	16	18	33	81	83						
5	POTI Tom	D	4	2	4	30:14	10	6	9	EQ	3	6	9	10	16	35	17	20	21	31	33	84						
6	HOUSLEY Phil	D	2	1	5	31:47	16	9	10	EQ	9	10	16	20	24	35	12	22	26	27	33	83						
9*	MODANO Mike	F	2	3																								
10*	LECLAIR John	F	2	3																								
11	AMONTE Tony	F	4	2																								
12	ROLSTON Brian	F	3	0																								
13	GUERIN Bill	F	4	1																								
16*	HULL Brett	F	2	3																								
18	DRURY Chris	F	3	3																								
20*	SUTER Gary	D	3	2																								
24*	CHELIOS Chris	C	D	3	3																							
28	DEADMARSH Adam	F	3	0																								
30	BARRASSO Tom	EG		0																								
33	MILLER Aaron	D	1	0																								
35*	RICHTER Mike	GK		0																								
39	WEIGHT Doug	F	4	1																								
48	YOUNG Scott	F	1	2																								
61	YORK Mike	F	1	0																								
97	ROENICK Jeremy	F	1	2																								
Team Manager:		PATRICK Craig		Head Coach:																BROOKS Herb		Assistant Coach:					CUNNIFF John	

Visiting team (B) (Jersey colour)		Germany		(BLACK)		Goals																Penalties							
No.	Name	Pos.	L	SOG	#	Time	G	A1	A2	GS	P1	P2	P3	P4	P5	P6	N1	N2	N3	N4	N5	N6	Time	No.	Min	Offence	Start	End	
10	EHRHOFF Christian	D	3	2																				07:36	41	2	INTRF	07:36	09:36
12	LUDEMANN Mirko	D	2	2																				09:03	36	5	HI-ST	09:03	14:03
13*	SCHUBERT Christoph	D	1	2																				09:03	36	20	GA-MI	09:03	60:00
16	HYNES Wayne	F	4	1																				11:00	17	2	UN-SP	11:00	13:00
17*	HECHT Jochen	F	1	2																				11:31	41	2	INTRF	11:31	13:06
18	LOTH Andreas	F	4	2																				24:22	41	2	HI-ST	24:22	26:22
19	STURM Marco	F	2	3																									
20*	RUMRICH Jurgen	C	F	1	0																								
21*	USTORF Stefan	F	1	2																									
22	REICHEL Martin	F	3	2																									
26	KREUTZER Daniel	F	3	2																									
27	ABSTREITER Tobias	A	F	3	0																								
31	RENZ Andreas	D	4	0																									
33*	SELIGER Marc	GK		0																									
36*	GOLDMANN Erich	D	1	0																									
41	KUNCE Daniel	D	3	2																									
48	SOCCIO Leonard	F	2	2																									
49	KATHAN Klaus	F	2	1																									
80	MULLER Robert	GK		0																									
81	MACKAY Mark	A	F	4	0																								
83	BENDA Jan	F	2	1																									
84	SEIDENBERG Dennis	D	4	2																									
Team Manager:		REINDL Franz		Head Coach:																ZACH Hans		Assistant Coach:					ENGBRECHT Bernhard		

Game Summary		Saves										Goalkeeper Records						Goalkeeper Changes		
P	G A:B	SOG A:B	PIM A:B	PPGF A:B	SHGF A:B	GKA1	GKA2	EGA	GKB1	GKB2	EGB	GKA	MIP	GA	GKB	MIP	GA	Time	GKA	GKB
1	1:0	13:9	2:31	1:0	0:0	9	0	0	12	0	0	35	60:00	0	33	31:47	5	00:00	35	33
2	4:0	12:10	2:2	0:0	0:0	10	0	0	7	1	0				80	28:13	0	31:47	35	80
3	0:0	8:9	0:0	0:0	0:0	9	0	0	0	8	0							60:00	--	--
OVT												Start of game: 16:01 End of game: 18:02								
GWS												Time-out A: Time-out B:								
Total		5:0	33:28	4:33	1:0	0:0	28	0	0	19	9	Game Supervisor: FAGERLUND Rikard								



Referee	RADBJER Ulf	Linesman	MORIN Jean	Goal Judge	BLUMEL Petr	Video GJ	HARRIS Wallis Jam
Scorekeeper	HOY Tom	Linesman	NANSEN Derek	Goal Judge	SCHACHTE Dan	Game Timekeeper	FLETCHER Cheryl
Sign. Manager B		Sign. Manager A		Sign. Scorekeeper		Sign. Referee	

Event	Abbreviation of the tournament (e.g. WSA, W18C, WWSB, or W20D...)	Abbreviation	Explanations of penalty abbreviations	Code
Place	Name of the city or the ice rink the games takes place	ABUSE	Abuse of officials	01
Date	Date the games take place	BD-CK	Body Checking (female hockey only)	02
Start	Time the beginning of the game is announced in the schedule	BENCH	Bench Minor Penalty	03
Spectators	Number of spectators	BOARD	Boarding	04
Game No.	Number of the game announced in the schedule	BUT-E	Butt-Ending	05
Home Team (A)	Abbreviation of the home team (e.g. SUI, USA...)	CHARG	Charging	06
Visiting Team (B)	Abbreviation of the visiting team (e.g. SUI, USA...)	CHE-B	Checking from behind	07
No.	Jersey number of the player (* = Starts the game)	CROSS	Cross-checking	08
Family and given name (+BP+C/A)	Name of the player, followed by comma, and given name(s); add BP = Best player of the game, C = Captain or A = Assistant Captain	DELAY	Delaying the game	09
Pos	Position (GK = Goalkeeper, EG = Emergency Goalkeeper, D = Defenseman, F = Forward)	DIS-N	Goal being deliberately knocked	10
L	Number of lineup (1 = first line, 2 = second line, 3 = third line, 4= fourth line)	ELBOW	Elbowing	11
SoG	Sum of shots on goal (shots saved by goalie plus scored goals) of this player	FISTI	Fisticuffs	12
#	Number of goal (- for missed penaltyshot)	GA-MI	Game misconduct penalty	13
Time G	Time the goal is scored	GR-MI	Gross misconduct penalty	14
A1	Jersey number of the player scoring the goal	HI-ST	High Sticking	15
A2	Jersey number of the first assist	HOLD	Holding	16
GS	Jersey number of the second assist	HOOK	Hooking	17
	Game situation (EQ = equal, PP1 = power play 5:4 or 4:3, PP2 = power play 5:3, SH1 = shorthanded 4:5 or 3:4, SH2 = shorthanded 3:5, PS = penalty shot, GWS = game winning shot)	HO-ST	Holding the stick	18
P1 P2 P3 P4 P5 P6	Positive participation (all players on ice of the goal scoring team)	IL-EQ	Illegal Equipment	19
N1 N2 N3 N4 N5 N6	Negative participation (all players on ice of the goal receiving team)	INTRF	Interference	20
Time No.	Time the penalty is called by the referee	KNEE	Kneeing	21
Offence	Jersey number of the penalized player	MATCH	Match penalty	22
Start	Abbreviation of penalty (explanation see next column)	MISC	Misconduct penalty	23
End	Time the penalty starts	OTHER	Other Offences	24
Team Manager	Time the penalty ends	P-SHOT	Penalty shot	25
Head Coach	Name and given name of the team manager	ROUGH	Roughing	26
Assistant Coach	Name and given name of the head coach	SLASH	Slashing	27
	Name and given name of the assistant coach	SPEAR	Spearing	28
Period	Period 1, 2, 3, OVT = overtime, GWS = game winning shots	TOO-M	Too many players on ice	29
Total	Total sum of all entries in the columns	TRIP	Tripping	30
G:A:B	Number of goals scored by team A : team B (depending on period)	UN-SP	Unsportsmanlike Conduct	31
SOG A:B	Number of shots on goal plus scored by team A : team B (depending on period)			
PIM A:B	Number of penalty minutes for team A : team B (depending on period)			
PPGF A:B	Number of power play goals scored by team A : team B (depending on period)			
SHGF A:B	Number of shorthanded goals scored by team A : team B (depending on period)			
GKA1	Sum of shots saved by the first goalie of team A (depending on period)			
GKA2	Sum of shots saved by the second goalie of team A (depending on period)			
EGA	Sum of shots saved by the emergency goalie of team A (depending on period)			
GKB1	Sum of shots saved by the first goalie of team B (depending on period)			
GKB2	Sum of shots saved by the second goalie of team B (depending on period)			
EGB	Sum of shots saved by the emergency goalie of team B (depending on period)			
GKA	Jersey numbers of the goalies of team A			
GKB	Jersey numbers of the goalies of team B			
MIP	Minutes in play for each goalie			
GA	Goals against for each goalie			
Start of game	Time the game really starts			
End of game	Time the game really ends			
Timeout A	Time the home team takes a 30 seconds timeout			
Timeout B	Time the visiting team takes a 30 seconds timeout			
Game Supervisor	Name of the game supervisor			
Time	Time the goalie comes in or goes out			
GKA	Jersey number of the goalie of team A coming in (- for leaving)			
GKB	Jersey number of the goalie of team B coming in (- for leaving)			
Referee	Name and given name of the referee for this game			
Scorekeeper	Name and given name of the scorekeeper for this game			
Linesman	Name and given name of the linesman for this game			
Goal Judge	Name and given name of the goal judge for this game			
Timekeeper	Name and given name of the timekeeper for this game			
Sign.	Signature of Referee, Scorekeeper, Manager of Team A and Manager of Team B			
A	Jersey number of the player of team A (Marked with * when he starts the game winning)			
B	Jersey number of the player of team B (Marked with * when he starts the game winning)			
GKA	Goalie of team A for this game winning shot			
GKB	Goalie of team B for this game winning shot			
GF:GA	Goals scored after this game winning shot of each team			

Time	GKA	GKB

Game Winning Shots

A	B	GKA	GKB	Score	A	B	GKA	GKB	Score	A	B	GKA	GKB	Score	A	B	GKA	GKB	Score	A	B	GKA	GKB	Score

Notes:



ICE HOCKEY MEN, PLAY-OFF, GAME 30
HOCKEY SUR GLACE HOMMES, PHASE FINALE, MATCH 30

E CENTER WED 20 FEB 2002 / MER 20 FEV 2002 START TIME / DÉBUT 16:01

USA - GER 5-0 (1-0, 4-0, 0-0)

Spectators	Referee	Linesmen
8599	RADBJER Ulf (IIHF)	MORIN Jean (IIHF), NANSEN Derek (IIHF)

Team Statistics

Period	Score	SVS	SOG	PIM	TPP	PPG	SHG
1	1 : 0	9 : 12	13 : 9	2 : 31	6:27 : 0:00	1 : 0	0 : 0
2	4 : 0	10 : 8	12 : 10	2 : 2	2:00 : 1:19	0 : 0	0 : 0
3	0 : 0	9 : 8	8 : 9	0 : 0	0:00 : 0:41	0 : 0	0 : 0
Total	5 : 0	28 : 28	33 : 28	4 : 33	8:27 : 2:00	1 : 0	0 : 0

1st Period

Action	Time	ET/Res	Team	Type	No.	Name	(G) Name of Assistant(s) / Action Description
GK	00:00		USA		35	RICHTER M	
GK	00:00		GER		33	SELIGER M	
Penalty	07:36	09:36	GER	2 min.	41	KUNCE D	-Interference
Penalty	09:03	14:03	GER	5 min.	36	GOLDMANN E	-Highsticking
Penalty	09:03	60:00	GER	20 min.	36	GOLDMANN E	-Game Misconduct
Penalty	11:00	13:00	USA	2 min.	13	GUERIN B	-Unsportsmanlike Conduct
Penalty	11:00	13:00	GER	2 min.	17	HECHT J	-Unsportsmanlike Conduct
Penalty	11:31	13:06	GER	2 min.	41	KUNCE D	-Interference
Goal	13:06	1:0	USA	PP2	97	ROENICK J	(1) 3 RAFALSKI B On ice USA 35 3 5 11 39 97 39 WEIGHT D GER 33 13 19 31

2nd Period

Action	Time	ET/Res	Team	Type	No.	Name	(G) Name of Assistant(s) / Action Description
GK	20:00		USA		35	RICHTER M	
GK	20:00		GER		33	SELIGER M	
Goal	20:46	2:0	USA	EQ	24	CHELIOS C	(1) On ice USA 35 9 16 20 24 28 GER 33 13 17 20 21 83
Penalty	24:22	26:22	GER	2 min.	41	KUNCE D	-Highsticking
Goal	29:42	3:0	USA	EQ	11	AMONTE T	(1) 97 ROENICK J On ice USA 35 11 20 24 61 97 GER 33 10 16 18 81 83
Goal	30:14	4:0	USA	EQ	10	LECLAIR J	(6) 6 HOUSLEY P On ice USA 35 3 6 9 10 16 9 MODANO M GER 33 17 20 21 31 84
Goal	31:47	5:0	USA	EQ	16	HULL B	(3) 9 MODANO M On ice USA 35 9 10 16 20 24 10 LECLAIR J GER 33 12 22 26 27 83
GK	31:47		GER		80	MULLER R	"Goalkeeper in" 33 SELIGER M-"Goalkeeper out"
Penalty	38:41	40:41	USA	2 min.	39	WEIGHT D	-Hooking

3rd Period

Action	Time	ET/Res	Team	Type	No.	Name	(G) Name of Assistant(s) / Action Description
GK	40:00		USA		35	RICHTER M	
GK	40:00		GER		80	MULLER R	

Goalkeeper Records

Team: USA - USA			
No.	Goalkeepers	SOG	SVS
35	RICHTER Mike	28	28
1	DUNHAM Mike	0	0

Team: GER - Germany			
No.	Goalkeepers	SOG	SVS
33	SELIGER Marc	24	19
80	MULLER Robert	9	9



Shots & Plus-Minus

Team: USA - USA							
No.	Pos.	Player	1	2	3	OT	TS +/-
2	D	LEETCH Brian	2	1	0	0	3 0
33	D	MILLER Aaron	0	0	0	0	0 0
48	F	YOUNG Scott	0	1	1	0	2 0
61	F	YORK Mike	0	0	0	0	0 1
97	F	ROENICK Jeremy	2	0	0	0	2 1
3	D	RAFALSKI Brian	1	0	1	0	2 1
6	D	HOUSLEY Phil	0	0	1	0	1 1
9	F	MODANO Mike	1	0	2	0	3 3
10	F	LECLAIR John	0	3	0	0	3 2
16	F	HULL Brett	2	1	0	0	3 3
12	F	ROLSTON Brian	0	0	0	0	0 0
18	F	DRURY Chris	0	2	1	0	3 0
20	D	SUTER Gary	1	0	1	0	2 3
24	D	CHELIOS Chris	1	2	0	0	3 3
28	F	DEADMARSH Adam	0	0	0	0	0 1
5	D	POTI Tom	1	0	1	0	2 0
11	F	AMONTE Tony	0	2	0	0	2 1
13	F	GUERIN Bill	1	0	0	0	1 0
39	F	WEIGHT Doug	1	0	0	0	1 0
TOTALS			13	12	8	0	33
Head Coach: BROOKS Herb							

Team: GER - Germany							
No.	Pos.	Player	1	2	3	OT	TS +/-
13	D	SCHUBERT Christoph	0	1	1	0	2 -1
17	F	HECHT Jochen	1	0	1	0	2 -2
20	F	RUMRICH Jurgen	0	0	0	0	0 -2
21	F	USTORF Stefan	0	1	1	0	2 -2
36	D	GOLDMANN Erich	0	0	0	0	0 0
12	D	LUDEMANN Mirko	0	0	2	0	2 -1
19	F	STURM Marco	2	1	0	0	3 0
48	F	SOCCIO Leonard	1	1	0	0	2 0
49	F	KATHAN Klaus	1	0	0	0	1 0
83	F	BENDA Jan	0	0	1	0	1 -3
10	D	EHRHOFF Christian	1	0	1	0	2 -1
22	F	REICHEL Martin	0	2	0	0	2 -1
26	F	KREUTZER Daniel	0	1	1	0	2 -1
27	F	ABSTREITER Tobias	0	0	0	0	0 -1
41	D	KUNCE Daniel	1	1	0	0	2 0
16	F	HYNES Wayne	1	0	0	0	1 -1
18	F	LOTH Andreas	1	1	0	0	2 -1
31	D	RENZ Andreas	0	0	0	0	0 -1
81	F	MACKAY Mark	0	0	0	0	0 -1
84	D	SEIDENBERG Dennis	0	1	1	0	2 -1
TOTALS			9	10	9	0	28
Head Coach: ZACH Hans							

LEGEND


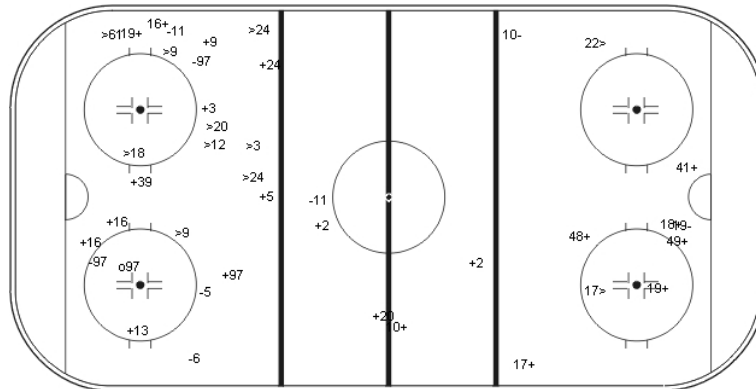
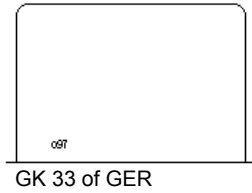
ET/Res	Penalty end time/Result of game	OT	Overtime	SH1	Shorthanded - 1 player
ENG	Empty net goal	Pen.	Penalty	SH2	Shorthanded - 2 players
EQ	Equal strength	PIM	Penalties in minutes	SHG	Shorthanded goals
(G)	Number of goals in tournament	Pos.	Position	SOG	Shots on goal
GA	Goals against		D - Defense	SSG	Shots saved by goalkeeper
GF	Goals for		F - Forward	SVS	Saves
GK	Goalkeeper	PP1	Power play - 1 player	T	Number of games tied
GP	Number of games played	PP2	Power play - 2 players	TS	Total shots by player
GWS	Game winning shot	PPG	Power play goals	TPP	Time on power play
L	Number of games lost	PS	Penalty shot	W	Number of games won
No.	Player number	PTS	Points		
+/-	Net result of positive and negative participation				



ICE HOCKEY MEN, PLAY-OFF, GAME 30
 HOCKEY SUR GLACE HOMMES, PHASE FINALE, MATCH 30

E CENTER WED 20 FEB 2002 / MER 20 FEV 2002 START TIME / DÉBUT 16:01


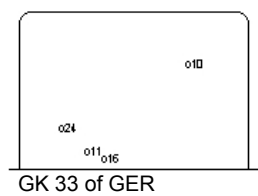
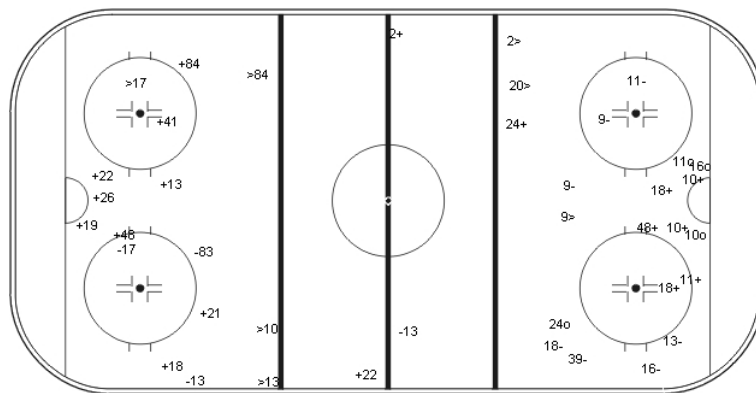
USA - GER



Shots by USA
 Goals (o): 1 SSG(+): 12
 SSP(<): 9 SPG(-): 6

Period: 1

Shots by GER
 Goals (o): 0 SSG(+): 9
 SSP(>): 2 SPG(-): 2



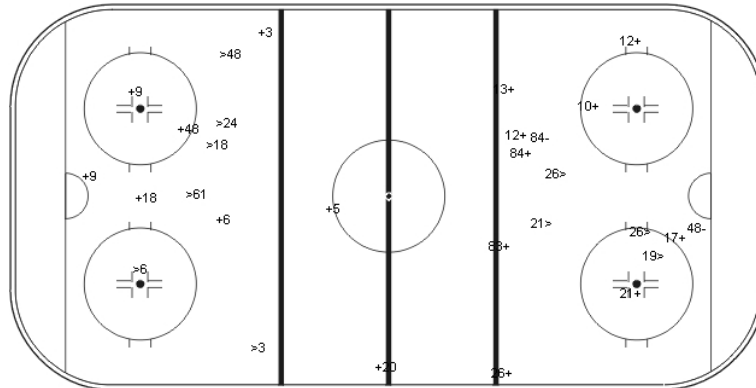
Shots by GER
 Goals (o): 0 SSG(+): 10
 SSP(<): 4 SPG(-): 4

Period: 2

Shots by USA
 Goals (o): 4 SSG(+): 8
 SSP(>): 3 SPG(-): 7



GK 80 of GER



GK 35 of USA

Shots by USA
 Goals (o): 0 SSG(+): 8
 SSP(<): 6 SPG(-): 0

Period: 3

Shots by GER
 Goals (o): 0 SSG(+): 9
 SSP(>): 4 SPG(-): 2

LEGEND

ENG Empty net goal
GK Goalkeeper

SPG Shots past goal
SSG Shots saved by goalkeeper

SSP Shots saved by player



ICE HOCKEY MEN, PLAY-OFF, GAME 30
 HOCKEY SUR GLACE HOMMES, PHASE FINALE, MATCH 30

E CENTER WED 20 FEB 2002 / MER 20 FEV 2002 START TIME / DÉBUT 16:01

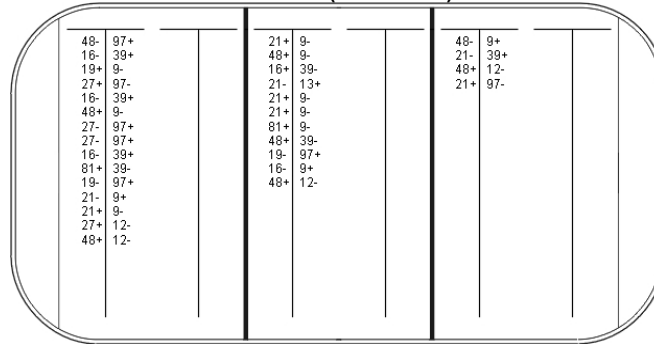
USA - GER

Face-off by GER

Period: 1

	Won	Lost
DZ	7	8
MZ	8	3
AZ	2	2
Total	17	13

Period 1 (GER - USA)



Face-off by USA

Period: 1

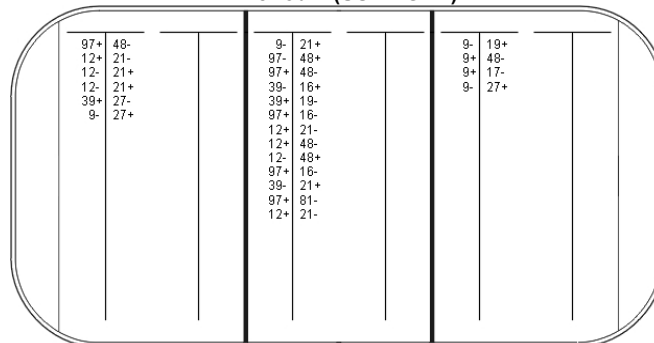
	Won	Lost
DZ	2	2
MZ	3	8
AZ	8	7
Total	13	17

Face-off by USA

Period: 2

	Won	Lost
DZ	3	3
MZ	8	5
AZ	2	2
Total	13	10

Period 2 (USA - GER)



Face-off by GER

Period: 2

	Won	Lost
DZ	2	2
MZ	5	8
AZ	3	3
Total	10	13

Game total

	Won	Lost
DZ	5	5
MZ	11	13
AZ	10	9
Total	26	27

Game total


	Won	Lost
DZ	9	10
MZ	13	11
AZ	5	5
Total	27	26

Face-off by GER

Period: 3

	Won	Lost
DZ	3	2
MZ	2	3
AZ	4	3
Total	9	8

Period 3 (GER - USA)



Face-off by USA

Period: 3

	Won	Lost
DZ	3	4
MZ	3	2
AZ	2	3
Total	8	9

Game total

	Won	Lost
DZ	12	12
MZ	15	14
AZ	9	8
Total	36	34

Game total

	Won	Lost
DZ	8	9
MZ	14	15
AZ	12	12
Total	34	36

LEGEND

AZ Attack zone

DZ Defensive zone

MZ Middle zone



ICE HOCKEY MEN, PLAY-OFF, GAME 31
HOCKEY SUR GLACE HOMMES, PHASE FINALE, MATCH 31

E CENTER WED 20 FEB 2002 / MER 20 FEV 2002 START TIME / DÉBUT 20:15

FIN - CAN

Referee

Linesmen

LARUE Dennis (IIHF)	CVIK Mike (IIHF), LAUFF Rudolf (IIHF)
---------------------	---------------------------------------

Goalkeepers

Team: FIN		
No.	Name	
30	NURMINEN Pasi	
35	HURME Jani	
31	MARKKANEN Jussi	(EG)

Team: CAN		
No.	Name	
30	BRODEUR Martin	
31	JOSEPH Curtis	
20	BELFOUR Ed	(EG)

Team Line-ups

Team: FIN (BLUE)		
No.	Pos.	Name
4	D	TIMONEN Kimmo
8	F	SELANNE Teemu
26	F	LEHTINEN Jere
27	D	NUMMINEN Teppo
41	F	AALTO Antti
7	D	BERG Aki-Petteri
21	D	LUMME Jyrki
22	F	ELORANTA Mikko
24	F	KAPANEN Sami
36	F	YLONEN Juha
5	D	SALO Sami
12	F	JOKINEN Olli
16	F	HAGMAN Niklas
17	F	KALLIO Tomi
44	D	NIINIMAA Janne
6	D	VAANANEN Ossi
10	D	NIEMINEN Ville
14	F	HELMINEN Raimo
37	F	RUUTU Jarkko
42	F	LIND Juha
Head Coach: ARAVIRTA Hannu		

Team: CAN (WHITE)		
No.	Pos.	Name
2	D	MACINNIS Al
12	F	IGINLA Jarome
21	F	GAGNE Simon
44	D	PRONGER Chris
91	F	SAKIC Joe
9	F	KARIYA Paul
19	F	YZERMAN Steve
27	D	NIEDERMAYER Scott
52	D	FOOTE Adam
66	F	LEMIEUX Mario
4	D	BLAKE Rob
11	F	NOLAN Owen
55	D	JOVANOVSKI Ed
88	F	LINDROS Eric
94	F	SMYTH Ryan
3	D	BREWER Eric
14	F	SHANAHAN Brendan
25	F	NIEUWENDYK Joe
37	F	PECA Mike
74	F	FLEURY Theo
Head Coach: QUINN Pat		

LEGEND

EG	Emergency goalkeeper	No.	Player number	R	Rank
G	Number of games played	Pos.	Position	T	Number of games tied
GA	Goals against		D - Defense	W	Number of games won
GF	Goals for		F - Forward		
L	Number of games lost	PTS	Points		



ICE HOCKEY MEN

Round	PLAY-OFF	Venue	E Center	Date	20 Feb 2002	Start	20.15	Spectators	8599	Game no.	31
-------	----------	-------	----------	------	-------------	-------	-------	------------	------	----------	----

Home team (A) (Jersey colour)		Finland (BLUE)		Goals																Penalties								
No.	Name	Pos.	L	SOG	#	Time	G	A1	A2	GS	P1	P2	P3	P4	P5	P6	N1	N2	N3	N4	N5	N6	Time	No.	Min	Offence	Start	End
4*	TIMONEN Kimmo	D	1	0	1	36:09	16	17	12	EQ	5	12	16	17	35	44	4	14	25	30	55	74	25:52	8	2	INTRF	25:52	27:52
5	SALO Sami	D	3	1																								
6	VAANANEN Ossi	D	4	0																								
7	BERG Aki-Petteri	D	2	0																								
8*	SELANNE Teemu	C	F	1	2																							
10	NIEMINEN Ville	D	4	0																								
12	JOKINEN Olli	F	3	2																								
14	HELMINEN Raimo	F	4	0																								
16	HAGMAN Niklas	F	3	2																								
17	KALLIO Tomi	F	3	3																								
21	LUMME Jyrki	D	2	1																								
22	ELORANTA Mikko	F	2	1																								
24	KAPANEN Sami	A	F	2	0																							
26*	LEHTINEN Jere	F	1	2																								
27*	NUMMINEN Teppo	A	D	1	1																							
30	NURMINEN Pasi	GK		0																								
31	MARKKANEN Jussi	EG		0																								
35*	HURME Jani	GK		0																								
36	YLONEN Juha	F	2	0																								
37	RUUTU Jarkko	F	4	2																								
41*	AALTO Antti	F	1	0																								
42	LIND Juha	F	4	0																								
44	NIINIMAA Janne	D	3	2																								

Team Manager: RIHIRANTA Heikki Head Coach: ARAVIRTA Hannu Assistant Coach: KURRI Jari

Visiting team (B) (Jersey colour)		Canada (WHITE)		Goals																Penalties								
No.	Name	Pos.	L	SOG	#	Time	G	A1	A2	GS	P1	P2	P3	P4	P5	P6	N1	N2	N3	N4	N5	N6	Time	No.	Min	Offence	Start	End
2*	MACINNIS Al	D	1	1	1	03:00	91	21		EQ	12	21	27	30	52	91	4	5	8	26	35	41	46:10	55	2	BOARD	46:10	48:10
3	BREWER Eric	D	4	1	2	35:49	19	66		EQ	2	9	19	30	44	66	5	16	24	35	36	44						
4	BLAKE Rob	D	3	3																								
9	KARIYA Paul	F	2	4																								
11	NOLAN Owen	F	3	2																								
12*	IGINLA Jarome	F	1	1																								
14	SHANAHAN Brendan	F	4	3																								
19	YZERMAN Steve	F	2	4																								
20	BELFOUR Ed	EG		0																								
21*	GAGNE Simon	F	1	1																								
25	NIEUWENDYK Joe	F	4	1																								
27	NIEDERMAYER Scott	D	2	1																								
30*	BRODEUR Martin	GK		0																								
31	JOSEPH Curtis	GK		0																								
37	PECA Mike	F	4	0																								
44*	PRONGER Chris	A	D	1	1																							
52	FOOTE Adam	D	2	0																								
55	JOVANOVSKI Ed	D	3	0																								
66	LEMIEUX Mario	C	F	2	2																							
74	FLEURY Theo	F	4	2																								
88	LINDROS Eric	F	3	0																								
91*	SAKIC Joe	A	F	1	5																							
94	SMYTH Ryan	F	3	2																								

Team Manager: NICHOLSON Robert Head Coach: QUINN Pat Assistant Coach: HITCHCOCK Ken

Game Summary												Saves					Goalkeeper Records					Goalkeeper Changes		
P	G A:B	SOG A:B	PIM A:B	PPGF A:B	SHGF A:B	GKA1	GKA2	EGA	GKB1	GKB2	EGB	GKA	MIP	GA	GKB	MIP	GA	Time	GKA	GKB				
1	0:1	5:15	0:0	0:0	0:0	14	0	0	5	0	0	35	59:10	2	30	60:00	1	00:00	35	30				
2	1:1	8:14	2:0	0:0	0:0	13	0	0	7	0	0							59:10	--	30				
3	0:0	6:5	0:2	0:0	0:0	5	0	0	6	0	0							60:00	--	--				
OVT																								
GWS																								
Total	1:2	19:34	2:2	0:0	0:0	32	0	0	18	0	0													
												Start of game: 20:15 End of game: 22:14												
												Time-out A: Time-out B:												
												Game Supervisor: SUBRT Miroslav												



ICE HOCKEY MEN, PLAY-OFF, GAME 31
 HOCKEY SUR GLACE HOMMES, PHASE FINALE, MATCH 31

E CENTER WED 20 FEB 2002 / MER 20 FEV 2002 START TIME / DÉBUT 20:15

FIN - CAN 1-2 (0-1, 1-1, 0-0)

Spectators	Referee	Linesmen
8599	LARUE Dennis (IIHF)	CVIK Mike (IIHF), LAUFF Rudolf (IIHF)

Team Statistics

Period	Score	SVS	SOG	PIM	TPP	PPG	SHG
1	0 : 1	14 : 5	5 : 15	0 : 0	0:00 : 0:00	0 : 0	0 : 0
2	1 : 1	13 : 7	8 : 14	2 : 0	0:00 : 2:00	0 : 0	0 : 0
3	0 : 0	5 : 6	6 : 5	0 : 2	2:00 : 0:00	0 : 0	0 : 0
Total	1 : 2	32 : 18	19 : 34	2 : 2	2:00 : 2:00	0 : 0	0 : 0

1st Period

Action	Time	ET/Res	Team	Type	No.	Name	(G) Name of Assistant(s) / Action Description
GK	00:00		FIN		35	HURME J	
GK	00:00		CAN		30	BRODEUR M	
Goal	03:00	0:1	CAN	EQ	91	SAKIC J	(2) 21 GAGNE S On ice FIN 35 4 5 8 26 41 CAN 30 12 21 27 52 91

2nd Period

Action	Time	ET/Res	Team	Type	No.	Name	(G) Name of Assistant(s) / Action Description
GK	20:00		FIN		35	HURME J	
GK	20:00		CAN		30	BRODEUR M	
Penalty	25:52	27:52	FIN	2 min.	8	SELANNE T	-Interference
Goal	35:49	0:2	CAN	EQ	19	YZERMAN S	(1) 66 LEMIEUX M On ice FIN 35 5 16 24 36 44 CAN 30 2 9 19 44 66
Goal	36:09	1:2	FIN	EQ	16	HAGMAN N	(1) 17 KALLIO T On ice FIN 35 5 12 16 17 44 12 JOKINEN O CAN 30 4 14 25 55 74

3rd Period

Action	Time	ET/Res	Team	Type	No.	Name	(G) Name of Assistant(s) / Action Description
GK	40:00		FIN		35	HURME J	
GK	40:00		CAN		30	BRODEUR M	
Penalty	46:10	48:10	CAN	2 min.	55	JOVANOVSKI E	-Boarding
GK	59:10		FIN				35 HURME J-"Goalkeeper out"

Goalkeeper Records

Team: FIN - Finland			
No.	Goalkeepers	SOG	SVS
35	HURME Jani	34	32
30	NURMINEN Pasi	0	0

Team: CAN - Canada			
No.	Goalkeepers	SOG	SVS
30	BRODEUR Martin	19	18
31	JOSEPH Curtis	0	0



Shots & Plus-Minus

Team: FIN - Finland							
No.	Pos.	Player	1	2	3	OT	TS +/-
4	D	TIMONEN Kimmo	0	0	0	0	0 -1
8	F	SELANNE Teemu	1	1	0	0	2 -1
26	F	LEHTINEN Jere	0	2	0	0	2 -1
27	D	NUMMINEN Teppo	0	0	1	0	1 0
41	F	AALTO Antti	0	0	0	0	0 -1
7	D	BERG Aki-Petteri	0	0	0	0	0 0
21	D	LUMME Jyrki	1	0	0	0	1 0
22	F	ELORANTA Mikko	1	0	0	0	1 0
24	F	KAPANEN Sami	0	0	0	0	0 -1
36	F	YLONEN Juha	0	0	0	0	0 -1
5	D	SALO Sami	0	1	0	0	1 -1
12	F	JOKINEN Olli	1	0	1	0	2 1
16	F	HAGMAN Niklas	0	2	0	0	2 0
17	F	KALLIO Tomi	1	0	2	0	3 1
44	D	NIINIMAA Janne	0	1	1	0	2 0
6	D	VAANANEN Ossi	0	0	0	0	0 0
10	D	NIEMINEN Ville	0	0	0	0	0 0
14	F	HELMINEN Raimo	0	0	0	0	0 0
37	F	RUUTU Jarkko	0	1	1	0	2 0
42	F	LIND Juha	0	0	0	0	0 0
TOTALS			5	8	6	0	19
Head Coach: ARAVIRTA Hannu							

Team: CAN - Canada							
No.	Pos.	Player	1	2	3	OT	TS +/-
2	D	MACINNIS AI	0	0	1	0	1 1
12	F	IGINLA Jarome	1	0	0	0	1 1
21	F	GAGNE Simon	1	0	0	0	1 1
44	D	PRONGER Chris	1	0	0	0	1 1
91	F	SAKIC Joe	2	3	0	0	5 1
9	F	KARIYA Paul	1	1	2	0	4 1
19	F	YZERMAN Steve	1	3	0	0	4 1
27	D	NIEDERMAYER Scott	1	0	0	0	1 1
52	D	FOOTE Adam	0	0	0	0	0 1
66	F	LEMIEUX Mario	1	1	0	0	2 1
4	D	BLAKE Rob	0	2	1	0	3 -1
11	F	NOLAN Owen	2	0	0	0	2 0
55	D	JOVANOVSKI Ed	0	0	0	0	0 -1
88	F	LINDROS Eric	0	0	0	0	0 0
94	F	SMYTH Ryan	1	1	0	0	2 0
3	D	BREWER Eric	1	0	0	0	1 0
14	F	SHANAHAN Brendan	1	1	1	0	3 -1
25	F	NIEUWENDYK Joe	0	1	0	0	1 -1
37	F	PECA Mike	0	0	0	0	0 0
74	F	FLEURY Theo	1	1	0	0	2 -1
TOTALS			15	14	5	0	34
Head Coach: QUINN Pat							

LEGEND

ET/Res	Penalty end time/Result of game	OT	Overtime	SH1	Shorthanded - 1 player
ENG	Empty net goal	Pen.	Penalty	SH2	Shorthanded - 2 players
EQ	Equal strength	PIM	Penalties in minutes	SHG	Shorthanded goals
(G)	Number of goals in tournament	Pos.	Position	SOG	Shots on goal
GA	Goals against		D - Defense	SSG	Shots saved by goalkeeper
GF	Goals for		F - Forward	SVS	Saves
GK	Goalkeeper	PP1	Power play - 1 player	T	Number of games tied
GP	Number of games played	PP2	Power play - 2 players	TS	Total shots by player
GWS	Game winning shot	PPG	Power play goals	TPP	Time on power play
L	Number of games lost	PS	Penalty shot	W	Number of games won
No.	Player number	PTS	Points		
+/-	Net result of positive and negative participation				

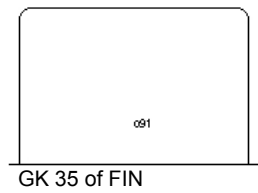
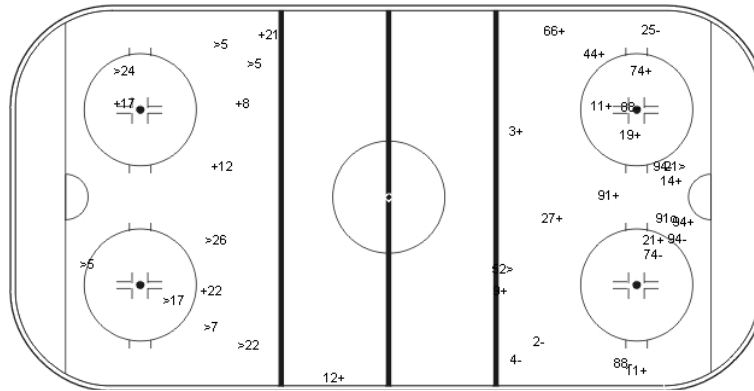
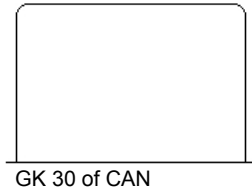
Negative participation on CAN goal #1. FIN #31 MARKKANEN Jussi



ICE HOCKEY MEN, PLAY-OFF, GAME 31
 HOCKEY SUR GLACE HOMMES, PHASE FINALE, MATCH 31

E CENTER WED 20 FEB 2002 / MER 20 FEV 2002 START TIME / DÉBUT 20:15

FIN - CAN



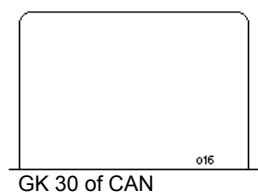
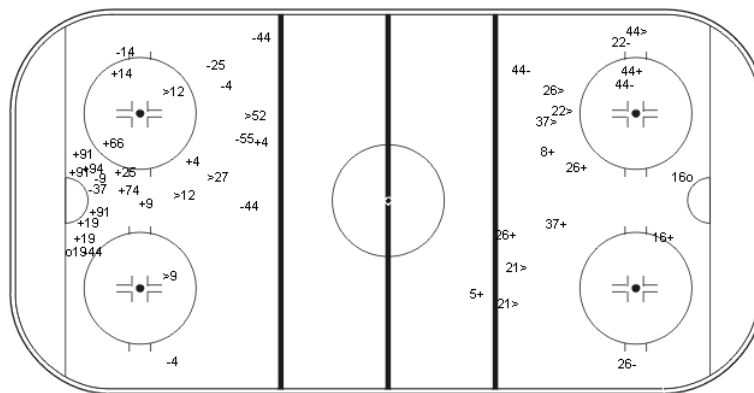
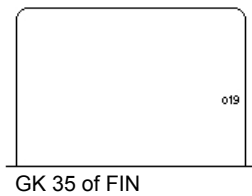
Shots by FIN
 Goals (o): 0
 SSP(<): 8

Period: 1

Shots by CAN
 Goals (o): 1
 SSP(>): 2

SSG(+): 5
 SPG(-): 0

SSG(+): 14
 SPG(-): 8



Shots by CAN
 Goals (o): 1
 SSP(<): 5

Period: 2

Shots by FIN
 Goals (o): 1
 SSP(>): 6

SSG(+): 13
 SPG(-): 10

SSG(+): 7
 SPG(-): 4



ICE HOCKEY MEN, PLAY-OFF, GAME 31
HOCKEY SUR GLACE HOMMES, PHASE FINALE, MATCH 31

E CENTER WED 20 FEB 2002 / MER 20 FEV 2002 START TIME / DÉBUT 20:15

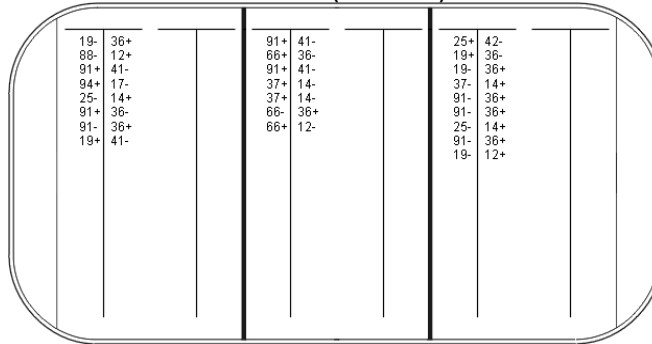
FIN - CAN

Face-off by CAN

Period: 1

	Won	Lost
DZ	4	4
MZ	6	1
AZ	2	7
Total	12	12

Period 1 (CAN - FIN)



Face-off by FIN

Period: 1

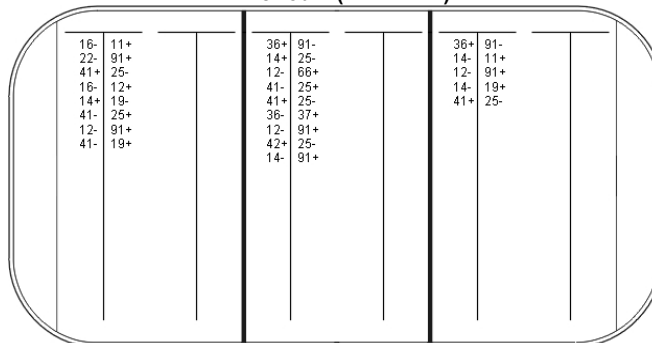
	Won	Lost
DZ	7	2
MZ	1	6
AZ	4	4
Total	12	12

Face-off by FIN

Period: 2

	Won	Lost
DZ	2	6
MZ	4	5
AZ	2	3
Total	8	14

Period 2 (FIN - CAN)



Face-off by CAN

Period: 2

	Won	Lost
DZ	3	2
MZ	5	4
AZ	6	2
Total	14	8

Game total

	Won	Lost
DZ	9	8
MZ	5	11
AZ	6	7
Total	20	26

Game total

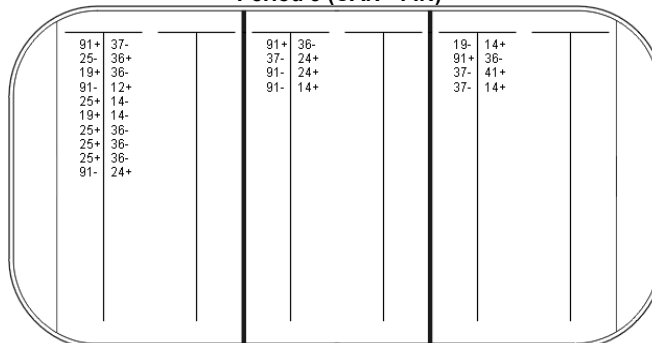
	Won	Lost
DZ	7	6
MZ	11	5
AZ	8	9
Total	26	20

Face-off by CAN

Period: 3

	Won	Lost
DZ	7	3
MZ	1	3
AZ	1	3
Total	9	9

Period 3 (CAN - FIN)



Face-off by FIN

Period: 3

	Won	Lost
DZ	3	1
MZ	3	1
AZ	3	7
Total	9	9

Game total

	Won	Lost
DZ	14	9
MZ	12	8
AZ	9	12
Total	35	29

Game total

	Won	Lost
DZ	12	9
MZ	8	12
AZ	9	14
Total	29	35

LEGEND

AZ Attack zone

DZ Defensive zone

MZ Middle zone



ICE HOCKEY MEN, PLAY-OFF, GAME 32
HOCKEY SUR GLACE HOMMES, PHASE FINALE, MATCH 32

E CENTER FRI 22 FEB 2002 / VEN 22 FEV 2002 START TIME / DÉBUT 12:00

CAN - BLR

Referee

Linesmen

WALKOM Stephen (IIHF)

KULAKOV Sergei (IIHF), NOWAK Tim (IIHF)

Goalkeepers

Team: CAN	
No.	Name
30	BRODEUR Martin
31	JOSEPH Curtis
20	BELFOUR Ed (EG)

Team: BLR	
No.	Name
2	SHABANOV Sergei
31	MEZIN Andrei
33	FATIKOV Leonid (EG)

Team Line-ups

Team: CAN (WHITE)		
No.	Pos.	Name
2	D	MACINNIS AI
11	F	NOLAN Owen
44	D	PRONGER Chris
88	F	LINDROS Eric
94	F	SMYTH Ryan
9	F	KARIYA Paul
19	F	YZERMAN Steve
27	D	NIEDERMAYER Scott
52	D	FOOTE Adam
66	F	LEMIEUX Mario
4	D	BLAKE Rob
12	F	IGINLA Jarome
21	F	GAGNE Simon
55	D	JOVANOVSKI Ed
91	F	SAKIC Joe
3	D	BREWER Eric
14	F	SHANAHAN Brendan
25	F	NIEUWENDYK Joe
37	F	PECA Mike
74	F	FLEURY Theo
Head Coach: QUINN Pat		

Team: BLR (RED)		
No.	Pos.	Name
3	D	KHMYL Oleg
17	F	KALYUZHNY Aleksei
23	D	SALEI Ruslan
29	F	TSYPLAKOV Vladimir
32	F	PANKOV Dmitry
13	F	KOVALEV Andrei
24	F	DUDIK Dmitry
27	D	ZHURIK Aleksandr
30	D	KOPAT Vladimir
37	F	RASOLKO Andrei
5	D	ROMANOV Oleg
6	D	MATUSHKIN Igor
9	F	ANDRIEVSKY Aleksandr
11	F	BEKBULATOV Vadim
18	F	ANTONENKO Oleg
4	D	MAKRITSKY Aleksandr
14	F	PANKOV Vasily
19	F	ZANKAVETS Eduard
21	D	MIKULCHIK Oleg
26	D	STAS Serguei
Head Coach: KRIKUNOV Vladimir		

LEGEND

EG	Emergency goalkeeper	No.	Player number	R	Rank
G	Number of games played	Pos.	Position	T	Number of games tied
GA	Goals against		D - Defense	W	Number of games won
GF	Goals for		F - Forward		
L	Number of games lost	PTS	Points		



ICE HOCKEY MEN

Round	PLAY-OFF	Venue	E Center	Date	22 Feb 2002	Start	12.00	Spectators	8599	Game no.	32
-------	----------	-------	----------	------	-------------	-------	-------	------------	------	----------	----

Home team (A) (Jersey colour)		Canada (WHITE)		Goals																	Penalties							
No.	Name	Pos.	L	SOG	#	Time	G	A1	A2	GS	P1	P2	P3	P4	P5	P6	N1	N2	N3	N4	N5	N6	Time	No.	Min	Offence	Start	End
2*	MACINNIS Al	D	1	3	1	06:05	19	91	4	EQ	4	9	19	30	55	91	5	6	9	11	18	31	16:05	74	2	ROUGH	16:05	18:05
3	BREWER Eric	D	4	3	2	17:25	3	19		EQ	3	4	19	25	30		5	6	9	18	31	22:38	55	2	TRIP	22:38	24:38	
4	BLAKE Rob	D	3	5	3	22:09	27	66	9	PP1	2	9	27	30	66	88	4	9	11	21	31	25:11	37	2	CROSS	25:11	27:11	
9	KARIYA Paul	F	2	4	4	33:28	9	19	66	EQ	3	4	9	19	30	66	17	18	21	23	31	32	43:31	27	2	HI-ST	43:31	45:31
11*	NOLAN Owen	F	1	4	5	45:21	21	37		SH1	2	21	30	37	44		2	5	6	17	18	32	46:56	74	2	HOOK	46:56	48:56
12	IGINLA Jarome	F	3	5	6	52:24	88	94	11	PP1	3	4	11	30	88	94	2	14	19	21	26	48:43	11	2	ROUGH	48:43	50:43	
14	SHANAHAN Brendan	F	4	1	7	56:15	12	14		EQ	12	14	27	30	55	91	2	5	6	9	11	18	57:43	88	2	SLASH	57:43	59:43
19	YZERMAN Steve	F	2	2																		59:54	88	2	UN-SP	59:54	60:00	
20	BELFOUR Ed	EG			0																							
21	GAGNE Simon	F	3	2																								
25	NIEUWENDYK Joe	F	4	0																								
27	NIEDERMAYER Scott	D	2	1																								
30*	BRODEUR Martin	GK			0																							
31	JOSEPH Curtis	GK			0																							
37	PECA Mike	F	4	3																								
44*	PRONGER Chris	A	D	1	2																							
52	FOOTE Adam	D	2	2																								
55	JOVANOVSKI Ed	D	3	1																								
66	LEMIEUX Mario	C	F	2	2																							
74	FLEURY Theo	F	4	3																								
88*	LINDROS Eric	F	1	3																								
91	SAKIC Joe	A	F	3	4																							
94*	SMYTH Ryan	F	1	1																								

Team Manager: NICHOLSON Robert Head Coach: QUINN Pat Assistant Coach: HITCHCOCK Ken

Visiting team (B) (Jersey colour)		Belarus (RED)		Goals																	Penalties							
No.	Name	Pos.	L	SOG	#	Time	G	A1	A2	GS	P1	P2	P3	P4	P5	P6	N1	N2	N3	N4	N5	N6	Time	No.	Min	Offence	Start	End
2	SHABANOV Sergei	GK			0	1	13:24	23		EQ	3	17	23	29	31	32	2	14	25	30	44	74	01:52	30	2	HI-ST	01:52	03:52
3*	KHMYL Oleg	A	D	1	1																		16:05	21	2	ROUGH	16:05	18:05
4	MAKRITSKY Aleksandr	D	4	0																			21:10	13	2	HOLD	21:10	22:09
5	ROMANOV Oleg	D	3	0																			29:59	21	2	BOARD	29:59	31:59
6	MATUSHKIN Igor	D	3	0																			50:52	2	2	TOO-M	50:52	52:24
9	ANDRIEVSKY Aleksandr	C	F	3	1																		57:43	29	2	ROUGH	57:43	59:43
11	BEKBULATOV Vadim	F	3	0																			59:54	29	2	UN-SP	59:54	60:00
13	KOVALEV Andrei	F	2	2																								
14	PANKOV Vasily	F	4	1																								
17*	KALYUZHNY Aleksei	F	1	0																								
18	ANTONENKO Oleg	F	3	1																								
19	ZANKAVETS Eduard	F	4	0																								
21	MIKULCHIK Oleg	D	4	0																								
23*	SALEI Ruslan	D	1	4																								
24	DUDIK Dmitry	F	2	1																								
26	STAS Serguei	D	4	0																								
27	ZHURIK Aleksandr	D	2	0																								
29*	TSYPLAKOV Vladimir	A	F	1	0																							
30	KOPAT Vladimir	D	2	1																								
31*	MEZIN Andrei	GK			0																							
32*	PANKOV Dmitry	F	1	1																								
33	FATIKOV Leonid	EG			0																							
37	RASOLKO Andrei	F	2	1																								

Team Manager: LESHCHIK Alexander Head Coach: KRUKUNOV Vladimir Assistant Coach: VORONIN Valery

Game Summary											Saves					Goalkeeper Records					Goalkeeper Changes		
P	G A:B	SOG A:B	PIM A:B	PPGF A:B	SHGF A:B	GKA1	GKA2	EGA	GKB1	GKB2	EGB	GKA	MIP	GA	GKB	MIP	GA	Time	GKA	GKB			
1	2:1	17:3	2:4	0:0	0:0	2	0	0	15	0	0	30	60:00	1	31	33:28	4	00:00	30	31			
2	2:0	15:6	4:4	1:0	0:0	6	0	0	8	5	0				2	26:32	3	33:28	30	2			
3	3:0	19:5	10:6	1:0	1:0	5	0	0	0	16	0							60:00	--	--			
OVT																							
GWS																							
Total	7:1	51:14	16:14	2:0	1:0	13	0	0	23	21	0												
Start of game: 12:00 End of game: 14:00																							
Time-out A: Time-out B:																							
Game Supervisor: MEREDITH Frederick																							



ICE HOCKEY MEN, PLAY-OFF, GAME 32
 HOCKEY SUR GLACE HOMMES, PHASE FINALE, MATCH 32

E CENTER FRI 22 FEB 2002 / VEN 22 FEV 2002 START TIME / DÉBUT 12:00

CAN - BLR 7-1 (2-1, 2-0, 3-0)

Spectators	Referee	Linesmen
8599	WALKOM Stephen (IIHF)	KULAKOV Sergei (IIHF), NOWAK Tim (IIHF)

Team Statistics

Period	Score	SVS	SOG	PIM	TPP	PPG	SHG
1	2 : 1	2 : 15	17 : 3	2 : 4	2:00 : 0:00	0 : 0	0 : 0
2	2 : 0	6 : 13	15 : 6	4 : 4	2:59 : 4:00	1 : 0	0 : 0
3	3 : 0	5 : 16	19 : 5	10 : 6	1:32 : 5:47	1 : 0	1 : 0
Total	7 : 1	13 : 44	51 : 14	16 : 14	6:31 : 9:47	2 : 0	1 : 0

1st Period

Action	Time	ET/Res	Team	Type	No.	Name	(G) Name of Assistant(s) / Action Description
GK	00:00		CAN		30	BRODEUR M	
GK	00:00		BLR		31	MEZIN A	
Penalty	01:52	03:52	BLR	2 min.	30	KOPAT V	-Highsticking
Goal	06:05	1:0	CAN	EQ	19	YZERMAN S	(2) 91 SAKIC J 4 BLAKE R On ice CAN 30 2 14 25 44 74 BLR 31 3 17 23 29 32
Goal	13:24	1:1	BLR	EQ	23	SALEI R	(2) On ice CAN 30 2 14 25 44 74 BLR 31 3 17 23 29 32
Penalty	16:05	18:05	CAN	2 min.	74	FLEURY T	-Roughing
Penalty	16:05	18:05	BLR	2 min.	21	MIKULCHIK O	-Roughing
Goal	17:25	2:1	CAN	EQ	3	BREWER E	(2) 19 YZERMAN S On ice CAN 30 3 4 19 25 BLR 31 5 6 9 18

2nd Period

Action	Time	ET/Res	Team	Type	No.	Name	(G) Name of Assistant(s) / Action Description
GK	20:00		CAN		30	BRODEUR M	
GK	20:00		BLR		31	MEZIN A	
Penalty	21:10	22:09	BLR	2 min.	13	KOVALEV A	-Holding
Goal	22:09	3:1	CAN	PP1	27	NIEDERMAYER S	(1) 66 LEMIEUX M 9 KARIYA P On ice CAN 30 2 9 27 66 88 BLR 31 4 9 11 21
Penalty	22:38	24:38	CAN	2 min.	55	JOVANOVSKI E	-Tripping
Penalty	25:11	27:11	CAN	2 min.	37	PECA M	-Cross-checking
Penalty	29:59	31:59	BLR	2 min.	21	MIKULCHIK O	-Boarding
Goal	33:28	4:1	CAN	EQ	9	KARIYA P	(2) 19 YZERMAN S 66 LEMIEUX M On ice CAN 30 3 4 9 19 66 BLR 31 17 18 21 23 32
GK	33:28		BLR		2	SHABANOV S	-"Goalkeeper in" 31 MEZIN A-"Goalkeeper out"



3rd Period

Action	Time	ET/Res	Team	Type	No.	Name	(G) Name of Assistant(s) / Action Description					
GK	40:00		CAN		30	BRODEUR M						
GK	40:00		BLR		2	SHABANOV S						
Penalty	43:31	45:31	CAN	2 min.	27	NIEDERMAYER S	-Highsticking					
Goal	45:21	5:1	CAN	SH1	21	GAGNE S	(1) 37 PECA M	On ice	CAN	30 2 21 37 44	BLR	2 5 6 17 18 32
Penalty	46:56	48:56	CAN	2 min.	74	FLEURY T	-Hooking					
Penalty	48:43	50:43	CAN	2 min.	11	NOLAN O	-Roughing					
Penalty	50:52	52:24	BLR	2 min.	-	Team penalty	-Too many players on the ice					
Goal	52:24	6:1	CAN	PP1	88	LINDROS E	(1) 94 SMYTH R 11 NOLAN O	On ice	CAN	30 3 4 11 88 94	BLR	2 14 19 21 26
Goal	56:15	7:1	CAN	EQ	12	IGINLA J	(1) 14 SHANAHAN B	On ice	CAN	30 12 14 27 55 91	BLR	2 5 6 9 11 18
Penalty	57:43	59:43	CAN	2 min.	88	LINDROS E	-Slashing					
Penalty	57:43	59:43	BLR	2 min.	29	TSYPLAKOV V	-Roughing					
Penalty	59:54	60:00	CAN	2 min.	88	LINDROS E	-Unsportsmanlike Conduct					
Penalty	59:54	60:00	BLR	2 min.	29	TSYPLAKOV V	-Unsportsmanlike Conduct					

Goalkeeper Records

Team: CAN - Canada			
No.	Goalkeepers	SOG	SVS
30	BRODEUR Martin	14	13
31	JOSEPH Curtis	0	0

Team: BLR - Belarus			
No.	Goalkeepers	SOG	SVS
31	MEZIN Andrei SHABANOV Sergei	27	23
		24	

Shots & Plus-Minus

Team: CAN - Canada								
No.	Pos.	Player	1	2	3	OT	TS	+/-
2	D	MACINNIS AI	2	0	1	0	3	0
11	F	NOLAN Owen	1	2	1	0	4	0
44	D	PRONGER Chris	1	0	1	0	2	0
88	F	LINDROS Eric	0	1	2	0	3	0
94	F	SMYTH Ryan	0	1	0	0	1	0
9	F	KARIYA Paul	1	1	2	0	4	2
19	F	YZERMAN Steve	2	0	0	0	2	3
27	D	NIEDERMAYER Scott	0	1	0	0	1	1
52	D	FOOTE Adam	1	1	0	0	2	0
66	F	LEMIEUX Mario	1	1	0	0	2	1
4	D	BLAKE Rob	2	1	2	0	5	3
12	F	IGINLA Jarome	1	1	3	0	5	1
21	F	GAGNE Simon	1	0	1	0	2	1
55	D	JOVANOVSKI Ed	0	0	1	0	1	2
91	F	SAKIC Joe	0	4	0	0	4	2
3	D	BREWER Eric	2	0	1	0	3	2
14	F	SHANAHAN Brendan	0	0	1	0	1	0
25	F	NIEUWENDYK Joe	0	0	0	0	0	0
37	F	PECA Mike	0	1	2	0	3	1
74	F	FLEURY Theo	2	0	1	0	3	-1
TOTALS			17	15	19	0	51	
Head Coach: QUINN Pat								

Team: BLR - Belarus								
No.	Pos.	Player	1	2	3	OT	TS	+/-
3	D	KHMYL Oleg	0	1	0	0	1	1
17	F	KALYUZHNY Aleksei	0	0	0	0	0	-1
23	D	SALEI Ruslan	2	0	2	0	4	0
29	F	TSYPLAKOV Vladimir	0	0	0	0	0	1
32	F	PANKOV Dmitry	0	1	0	0	1	-1
13	F	KOVALEV Andrei	0	1	1	0	2	0
24	F	DUDIK Dmitry	0	1	0	0	1	0
27	D	ZHURIK Aleksandr	0	0	0	0	0	0
30	D	KOPAT Vladimir	0	1	0	0	1	0
37	F	RASOLKO Andrei	0	0	1	0	1	0
5	D	ROMANOV Oleg	0	0	0	0	0	-4
6	D	MATUSHKIN Igor	0	0	0	0	0	-4
9	F	ANDRIEVSKY Aleksandr	0	1	0	0	1	-3
11	F	BEKBULATOV Vadim	0	0	0	0	0	-2
18	F	ANTONENKO Oleg	1	0	0	0	1	-5
4	D	MAKRITSKY Aleksandr	0	0	0	0	0	0
14	F	PANKOV Vasily	0	0	1	0	1	0
19	F	ZANKAVETS Eduard	0	0	0	0	0	0
21	D	MIKULCHIK Oleg	0	0	0	0	0	-1
26	D	STAS Serguei	0	0	0	0	0	0
TOTALS			3	6	5	0	14	
Head Coach: KRUKUNOV Vladimir								



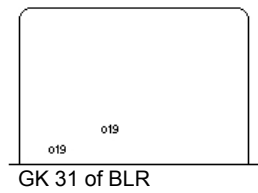
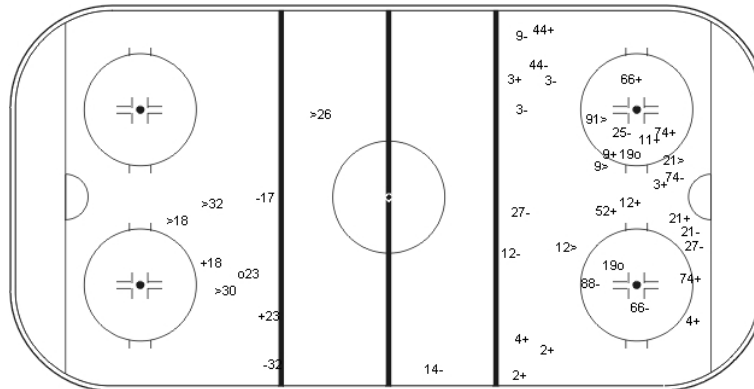
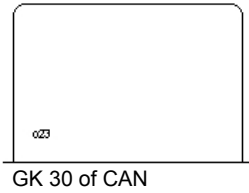
LEGEND		
ET/Res	Penalty end time/Result of game	OT Overtime
ENG	Empty net goal	Pen. Penalty
EQ	Equal strength	PIM Penalties in minutes
(G)	Number of goals in tournament	Pos. Position
GA	Goals against	D - Defense
GF	Goals for	F - Forward
GK	Goalkeeper	PP1 Power play - 1 player
GP	Number of games played	PP2 Power play - 2 players
GWS	Game winning shot	PPG Power play goals
L	Number of games lost	PS Penalty shot
No.	Player number	PTS Points
+/-	Net result of positive and negative participation	SH1 Shorthanded - 1 player
		SH2 Shorthanded - 2 players
		SHG Shorthanded goals
		SOG Shots on goal
		SSG Shots saved by goalkeeper
		SVS Saves
		T Number of games tied
		TS Total shots by player
		TPP Time on power play
		W Number of games won



ICE HOCKEY MEN, PLAY-OFF, GAME 32
 HOCKEY SUR GLACE HOMMES, PHASE FINALE, MATCH 32

E CENTER FRI 22 FEB 2002 / VEN 22 FEV 2002 START TIME / DÉBUT 12:00

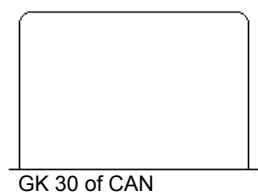
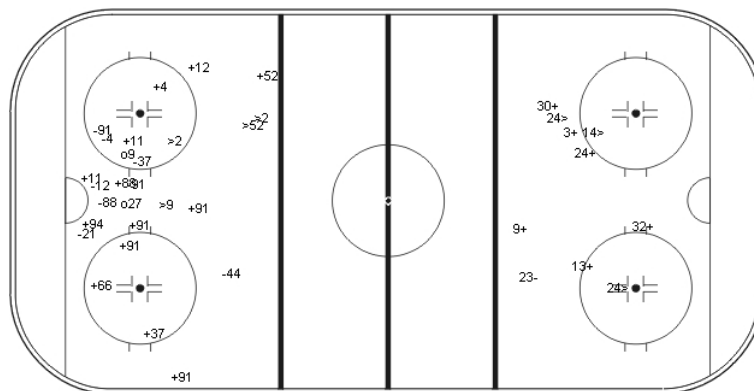
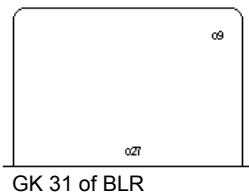
CAN - BLR



Shots by BLR
 Goals (o): 1 SSG(+): 2
 SSP(<): 4 SPG(-): 2

Period: 1

Shots by CAN
 Goals (o): 2 SSG(+): 15
 SSP(>): 4 SPG(-): 13



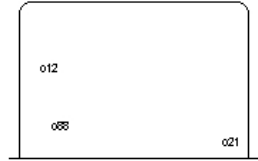
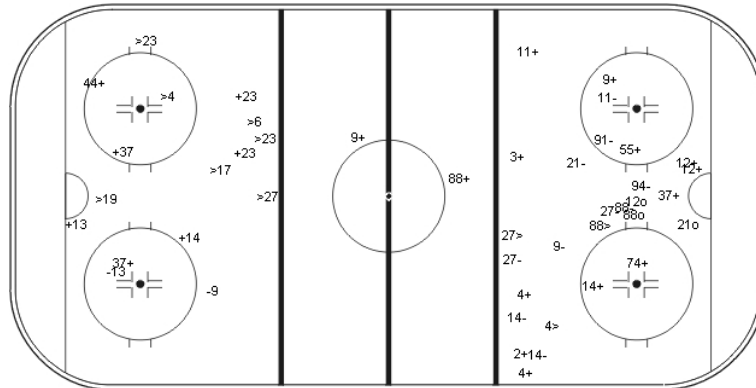
Shots by CAN
 Goals (o): 2 SSG(+): 13
 SSP(<): 4 SPG(-): 8

Period: 2

Shots by BLR
 Goals (o): 0 SSG(+): 6
 SSP(>): 3 SPG(-): 1



GK 30 of CAN



GK 2 of BLR

Shots by BLR
 Goals (o): 0 SSG(+): 5
 SSP(<): 7 SPG(-): 2

Period: 3

Shots by CAN
 Goals (o): 3 SSG(+): 16
 SSP(>): 3 SPG(-): 10

LEGEND

ENG Empty net goal
GK Goalkeeper

SPG Shots past goal
SSG Shots saved by goalkeeper

SSP Shots saved by player



ICE HOCKEY MEN, PLAY-OFF, GAME 32
HOCKEY SUR GLACE HOMMES, PHASE FINALE, MATCH 32

E CENTER FRI 22 FEB 2002 / VEN 22 FEV 2002 START TIME / DÉBUT 12:00

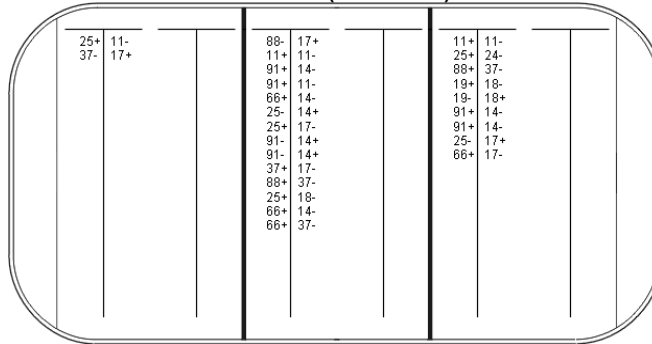
CAN - BLR

Face-off by CAN

Period: 1

	Won	Lost
DZ	1	1
MZ	10	4
AZ	7	2
Total	18	7

Period 1 (CAN - BLR)



Face-off by BLR

Period: 1

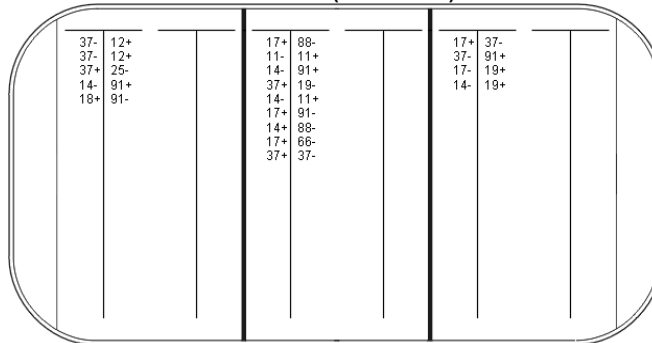
	Won	Lost
DZ	2	7
MZ	4	10
AZ	1	1
Total	7	18

Face-off by BLR

Period: 2

	Won	Lost
DZ	2	3
MZ	6	3
AZ	1	3
Total	9	9

Period 2 (BLR - CAN)



Face-off by CAN

Period: 2

	Won	Lost
DZ	3	1
MZ	3	6
AZ	3	2
Total	9	9

Game total

	Won	Lost
DZ	4	10
MZ	10	13
AZ	2	4
Total	16	27

Game total

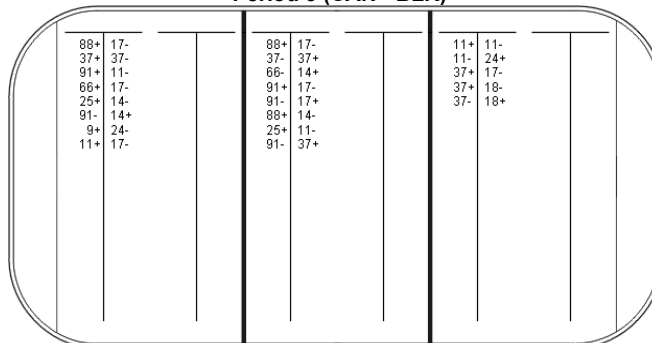
	Won	Lost
DZ	4	2
MZ	13	10
AZ	10	4
Total	27	16

Face-off by CAN

Period: 3

	Won	Lost
DZ	7	1
MZ	4	4
AZ	3	2
Total	14	7

Period 3 (CAN - BLR)



Face-off by BLR

Period: 3

	Won	Lost
DZ	2	3
MZ	4	4
AZ	1	7
Total	7	14

Game total

	Won	Lost
DZ	11	3
MZ	17	14
AZ	13	6
Total	41	23

Game total

	Won	Lost
DZ	6	13
MZ	14	17
AZ	3	11
Total	23	41

LEGEND

AZ Attack zone

DZ Defensive zone

MZ Middle zone



ICE HOCKEY MEN, PLAY-OFF, GAME 33
HOCKEY SUR GLACE HOMMES, PHASE FINALE, MATCH 33

E CENTER FRI 22 FEB 2002 / VEN 22 FEV 2002 START TIME / DÉBUT 16:20

RUS - USA

Referee

McCREARY Bill (IIHF)

Linesmen

HAMALAINEN Antti (IIHF), MORIN Jean (IIHF)

Goalkeepers

Team: RUS		
No.	Name	
31	PODOMATSKY Yegor	
35	KHABIBULIN Nikolai	
30	BRYZGALOV Ilja	(EG)

Team: USA		
No.	Name	
1	DUNHAM Mike	
35	RICHTER Mike	
30	BARRASSO Tom	(EG)

Team Line-ups

Team: RUS (WHITE)		
No.	Pos.	Name
2	D	MIRONOV Boris
10	F	BURE Pavel
13	F	ZHAMNOV Alexei
20	F	BURE Valeri
23	D	MALAKHOV Vladimir
11	D	KASPARAITIS Darius
33	F	NIKOLISHIN Andrei
55	D	GONCHAR Sergei
61	F	AFINOGENOV Maxim
79	F	YASHIN Alexei
5	D	MARKOV Daniil
7	D	TVERDOVSKY Oleg
14	F	SAMSONOV Sergei
71	F	KOVALCHUK Ilya
91	F	FEDOROV Sergei
8	F	LARIONOV Igor
12	F	KVASHA Oleg
26	F	DATSYUK Pavel
27	F	KOVALEV Alexei
29	D	KRAVTCHOUK Igor
Head Coach: FETISOV Viacheslav		

Team: USA (BLUE)		
No.	Pos.	Name
16	F	HULL Brett
20	D	SUTER Gary
24	D	CHELIOS Chris
48	F	YOUNG Scott
97	F	ROENICK Jeremy
2	D	LEETCH Brian
9	F	MODANO Mike
10	F	LECLAIR John
33	D	MILLER Aaron
61	F	YORK Mike
3	D	RAFALSKI Brian
6	D	HOUSLEY Phil
13	F	GUERIN Bill
28	F	DEADMARSH Adam
39	F	WEIGHT Doug
5	D	POTI Tom
7	F	TKACHUK Keith
11	F	AMONTE Tony
12	F	ROLSTON Brian
18	F	DRURY Chris
Head Coach: BROOKS Herb		

LEGEND

EG	Emergency goalkeeper	No.	Player number	R	Rank
G	Number of games played	Pos.	Position	T	Number of games tied
GA	Goals against		D - Defense	W	Number of games won
GF	Goals for		F - Forward		
L	Number of games lost	PTS	Points		



ICE HOCKEY MEN

Round	PLAY-OFF	Venue	E Center	Date	22 Feb 2002	Start	16.20	Spectators	8599	Game no.	33
-------	----------	-------	----------	------	-------------	-------	-------	------------	------	----------	----

Home team (A) (Jersey colour)		Russia		(WHITE)		Goals																Penalties						
No.	Name	Pos.	L	SOG	#	Time	G	A1	A2	GS	P1	P2	P3	P4	P5	P6	N1	N2	N3	N4	N5	N6	Time	No.	Min	Offence	Start	End
2*	MIRONOV Boris	D	1	1	1	40:11	27	5	7	EQ	5	7	14	27	35	91	9	10	16	20	24	35	14:50	33	2	TRIP	14:50	15:56
5	MARKOV Daniil	D	3	1	2	43:21	23			EQ	2	10	13	20	23	35	3	6	35	48	61	97	20:59	61	2	INTRF	20:59	22:59
7	TVERDOVSKY Oleg	D	3	3																			26:32	11	2	ROUGH	26:32	27:31
8	LARIONOV Igor	C	F	4	2																		36:09	13	2	SLASH	36:09	37:39
10*	BURE Pavel	A	F	1	4																		53:55	33	2	HOOK	53:55	55:55
11	KASPARAITIS Darius	A	D	2	1																		59:59	10	2	ROUGH	59:59	60:00
12	KVASHA Oleg	F	4	0																								
13*	ZHAMNOV Alexei	F	1	3																								
14	SAMSONOV Sergei	F	3	1																								
20*	BURE Valeri	F	1	2																								
23*	MALAKHOV Vladimir	D	1	1																								
26	DATSYUK Pavel	F	4	2																								
27	KOVALEV Alexei	F	4	1																								
29	KRAVTSCHOUK Igor	D	4	0																								
30	BRYZGALOV Ilya	EG		0																								
31	PODOMATSKY Yegor	GK		0																								
33	NIKOLISHIN Andrei	F	2	2																								
35*	KHABIBULIN Nikolai	GK		0																								
55	GONCHAR Sergei	D	2	1																								
61	AFINOGENOV Maxim	F	2	0																								
71	KOVALCHUK Ilya	F	3	0																								
79	YASHIN Alexei	F	2	0																								
91	FEDOROV Sergei	F	3	5																								

Team Manager: Head Coach: FETISOV Viacheslav Assistant Coach: YURZINOV Vladimir

Visiting team (B) (Jersey colour)		USA		(BLUE)		Goals																Penalties						
No.	Name	Pos.	L	SOG	#	Time	G	A1	A2	GS	P1	P2	P3	P4	P5	P6	N1	N2	N3	N4	N5	N6	Time	No.	Min	Offence	Start	End
1	DUNHAM Mike	GK		0	1	15:56	13			PP1	3	12	13	28	35	39	5	11	27	35	91	07:42	13	2	ROUGH	07:42	09:42	
2	LEETCH Brian	D	2	3	2	27:31	48	6	2	PP1	2	6	11	35	48	97	5	13	29	33	35	33:23	33	2	HO-ST	33:23	35:23	
3	RAFALSKI Brian	D	3	2	3	37:39	6	11		PP1	2	6	11	35	48	97	2	23	33	35	79	48:19	16	2	HOOK	48:19	50:19	
5	POTI Tom	D	4	1																			59:59	24	2	CROSS	59:59	60:00
6	HOUSLEY Phil	D	3	3																								
7	TKACHUK Keith	F	4	0																								
9*	MODANO Mike	F	2	3																								
10*	LECLAIR John	F	2	0																								
11	AMONTE Tony	F	4	5																								
12	ROLSTON Brian	F	4	7																								
13	GUERIN Bill	F	3	2																								
16*	HULL Brett	F	1	4																								
18	DRURY Chris	F	4	3																								
20*	SUTER Gary	D	1	2																								
24*	CHELIOS Chris	C	D	1	2																							
28	DEADMARSH Adam	F	3	2																								
30	BARRASSO Tom	EG		0																								
33	MILLER Aaron	D	2	3																								
35*	RICHTER Mike	GK		0																								
39	WEIGHT Doug	F	3	3																								
48	YOUNG Scott	F	1	2																								
61	YORK Mike	F	2	1																								
97	ROENICK Jeremy	F	1	1																								

Team Manager: PATRICK Craig Head Coach: BROOKS Herb Assistant Coach: CUNIFF John

Game Summary												Saves				Goalkeeper Records						Goalkeeper Changes		
P	G A:B	SOG A:B	PIM A:B	PPGF A:B	SHGF A:B	GKA1	GKA2	EGA	GKB1	GKB2	EGB	GKA	MIP	GA	GKB	MIP	GA	Time	GKA	GKB				
1	0:1	4:20	2:2	0:1	0:0	19	0	0	4	0	0	35	59:15	3	35	60:00	2	00:00	35	35				
2	0:2	7:18	6:2	0:2	0:0	16	0	0	7	0	0							59:15	--	35				
3	2:0	19:11	4:4	0:0	0:0	11	0	0	17	0	0							60:00	--	--				
OVT												Start of game: 16:20 End of game: 18:26												
GWS												Time-out A: 27:31 Time-out B: 43:21												
Total	2:3	30:49	12:8	0:3	0:0	46	0	0	28	0	0	Game Supervisor: FAGERLUND Rikard												



ICE HOCKEY MEN, PLAY-OFF, GAME 33
HOCKEY SUR GLACE HOMMES, PHASE FINALE, MATCH 33

E CENTER FRI 22 FEB 2002 / VEN 22 FEV 2002 START TIME / DÉBUT 16:20

RUS - USA 2-3 (0-1, 0-2, 2-0)

Spectators	Referee	Linesmen
8599	McCREARY Bill (IIHF)	HAMALAINEN Antti (IIHF), MORIN Jean (IIHF)

Team Statistics

Period	Score	SVS	SOG	PIM	TPP	PPG	SHG
1	0 : 1	19 : 4	4 : 20	2 : 2	2:00 : 1:06	0 : 1	0 : 0
2	0 : 2	16 : 7	7 : 18	6 : 2	2:00 : 4:29	0 : 2	0 : 0
3	2 : 0	11 : 17	19 : 11	4 : 4	2:00 : 2:00	0 : 0	0 : 0
Total	2 : 3	46 : 28	30 : 49	12 : 8	6:00 : 7:35	0 : 3	0 : 0

1st Period

Action	Time	ET/Res	Team	Type	No.	Name	(G) Name of Assistant(s) / Action Description
GK	00:00		RUS		35	KHABIBULIN N	
GK	00:00		USA		35	RICHTER M	
Penalty	07:42	09:42	USA	2 min.	13	GUERIN B	-Roughing
Penalty	14:50	15:56	RUS	2 min.	33	NIKOLISHIN A	-Tripping
Goal	15:56	0:1	USA	PP1	13	GUERIN B	(4) On ice RUS 35 5 11 27 91 USA 35 3 12 13 28 39

2nd Period

Action	Time	ET/Res	Team	Type	No.	Name	(G) Name of Assistant(s) / Action Description
GK	20:00		RUS		35	KHABIBULIN N	
GK	20:00		USA		35	RICHTER M	
Penalty	20:59	22:59	RUS	2 min.	61	AFINOGENOV M	-Interference
Penalty	26:32	27:31	RUS	2 min.	11	KASPARAITIS D	-Roughing
Goal	27:31	0:2	USA	PP1	48	YOUNG S	(4) 6 HOUSLEY P On ice RUS 35 5 13 29 33 2 LEETCH B USA 35 2 6 11 48 97
Penalty	33:23	35:23	USA	2 min.	33	MILLER A	-Holding the stick
Penalty	36:09	37:39	RUS	2 min.	13	ZHAMNOV A	-Slashing
Goal	37:39	0:3	USA	PP1	6	HOUSLEY P	(1) 11 AMONTE T On ice RUS 35 2 23 33 79 USA 35 2 6 11 48 97

3rd Period

Action	Time	ET/Res	Team	Type	No.	Name	(G) Name of Assistant(s) / Action Description
GK	40:00		RUS		35	KHABIBULIN N	
GK	40:00		USA		35	RICHTER M	
Goal	40:11	1:3	RUS	EQ	27	KOVALEV A	(1) 5 MARKOV D On ice RUS 35 5 7 14 27 91 7 TVERDOVSKY O USA 35 9 10 16 20 24
Goal	43:21	2:3	RUS	EQ	23	MALAKHOV V	(1) On ice RUS 35 2 10 13 20 23 USA 35 3 6 48 61 97
Penalty	48:19	50:19	USA	2 min.	16	HULL B	-Hooking
Penalty	53:55	55:55	RUS	2 min.	33	NIKOLISHIN A	-Hooking
GK	59:15		RUS				35 KHABIBULIN N-"Goalkeeper out"
Penalty	59:59	60:00	RUS	2 min.	10	BURE P	-Roughing
Penalty	59:59	60:00	USA	2 min.	24	CHELIOS C	-Cross-checking



Goalkeeper Records

Team: RUS - Russia				
No.	Goalkeepers	SOG	SVS	
35	KHABIBULIN Nikolai	49	46	
31	PODOMATSKY Yegor	0	0	

Team: USA - USA				
No.	Goalkeepers	SOG	SVS	
35	RICHTER Mike	30	28	
	DUNHAM Mike	0		

Shots & Plus-Minus

Team: RUS - Russia								
No.	Pos.	Player	1	2	3	OT	TS	+/-
2	D	MIRONOV Boris	0	1	0	0	1	1
10	F	BURE Pavel	1	1	2	0	4	1
13	F	ZHAMNOV Alexei	0	1	2	0	3	1
20	F	BURE Valeri	0	0	2	0	2	1
23	D	MALAKHOV Vladimir	0	0	1	0	1	1
11	D	KASPARAITIS Darius	0	0	1	0	1	0
33	F	NIKOLISHIN Andrei	1	1	0	0	2	0
55	D	GONCHAR Sergei	0	0	1	0	1	0
61	F	AFINOGENOV Maxim	0	0	0	0	0	0
79	F	YASHIN Alexei	0	0	0	0	0	0
5	D	MARKOV Daniil	0	0	1	0	1	1
7	D	TVERDOVSKY Oleg	0	0	3	0	3	1
14	F	SAMSONOV Sergei	0	0	1	0	1	1
71	F	KOVALCHUK Ilya	0	0	0	0	0	0
91	F	FEDOROV Sergei	1	1	3	0	5	1
8	F	LARIONOV Igor	1	0	1	0	2	0
12	F	KVASHA Oleg	0	0	0	0	0	0
26	F	DATSYUK Pavel	0	2	0	0	2	0
27	F	KOVALEV Alexei	0	0	1	0	1	1
29	D	KRAVTCHOUK Igor	0	0	0	0	0	0
TOTALS			4	7	19	0	30	
Head Coach: FETISOV Viacheslav								

Team: USA - USA								
No.	Pos.	Player	1	2	3	OT	TS	+/-
16	F	HULL Brett	1	2	1	0	4	-1
20	D	SUTER Gary	2	0	0	0	2	-1
24	D	CHELIOS Chris	2	0	0	0	2	-1
48	F	YOUNG Scott	1	1	0	0	2	-1
97	F	ROENICK Jeremy	0	1	0	0	1	-1
2	D	LEETCH Brian	1	0	2	0	3	0
9	F	MODANO Mike	1	1	1	0	3	-1
10	F	LECLAIR John	0	0	0	0	0	-1
33	D	MILLER Aaron	2	1	0	0	3	0
61	F	YORK Mike	1	0	0	0	1	-1
3	D	RAFALSKI Brian	1	0	1	0	2	-1
6	D	HOUSLEY Phil	1	2	0	0	3	-1
13	F	GUERIN Bill	2	0	0	0	2	0
28	F	DEADMARSH Adam	0	0	2	0	2	0
39	F	WEIGHT Doug	1	1	1	0	3	0
5	D	POTI Tom	0	1	0	0	1	0
7	F	TKACHUK Keith	0	0	0	0	0	0
11	F	AMONTE Tony	1	4	0	0	5	0
12	F	ROLSTON Brian	2	3	2	0	7	0
18	F	DRURY Chris	1	1	1	0	3	0
TOTALS			20	18	11	0	49	
Head Coach: BROOKS Herb								

LEGEND

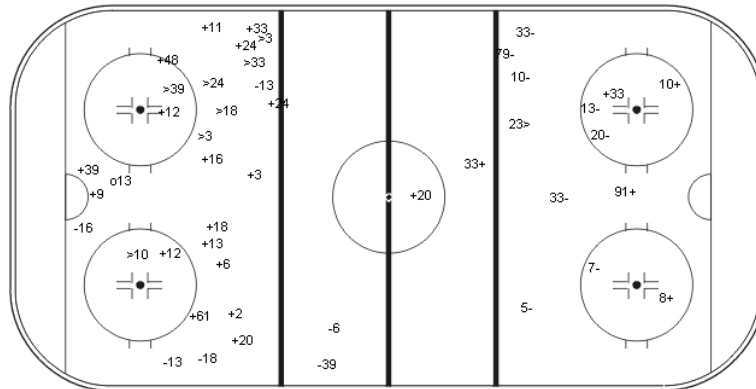
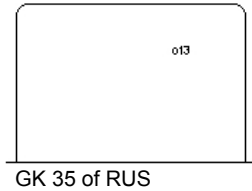
ET/Res	Penalty end time/Result of game	OT	Overtime	SH1	Shorthanded - 1 player
ENG	Empty net goal	Pen.	Penalty	SH2	Shorthanded - 2 players
EQ	Equal strength	PIM	Penalties in minutes	SHG	Shorthanded goals
(G)	Number of goals in tournament	Pos.	Position	SOG	Shots on goal
GA	Goals against		D - Defense	SSG	Shots saved by goalkeeper
GF	Goals for		F - Forward	SVS	Saves
GK	Goalkeeper	PP1	Power play - 1 player	T	Number of games tied
GP	Number of games played	PP2	Power play - 2 players	TS	Total shots by player
GWS	Game winning shot	PPG	Power play goals	TPP	Time on power play
L	Number of games lost	PS	Penalty shot	W	Number of games won
No.	Player number	PTS	Points		
+/-	Net result of positive and negative participation				



ICE HOCKEY MEN, PLAY-OFF, GAME 33
 HOCKEY SUR GLACE HOMMES, PHASE FINALE, MATCH 33

E CENTER FRI 22 FEB 2002 / VEN 22 FEV 2002 START TIME / DÉBUT 16:20


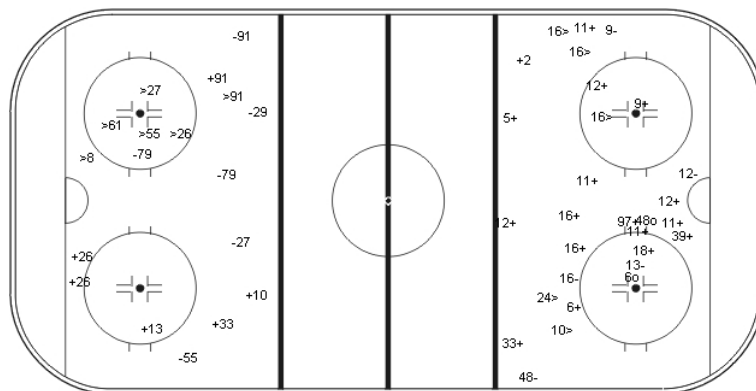
RUS - USA



Shots by USA
 Goals (o): 1 SSG(+): 19
 SSP(<): 7 SPG(-): 6

Period: 1

Shots by RUS
 Goals (o): 0 SSG(+): 4
 SSP(>): 1 SPG(-): 8



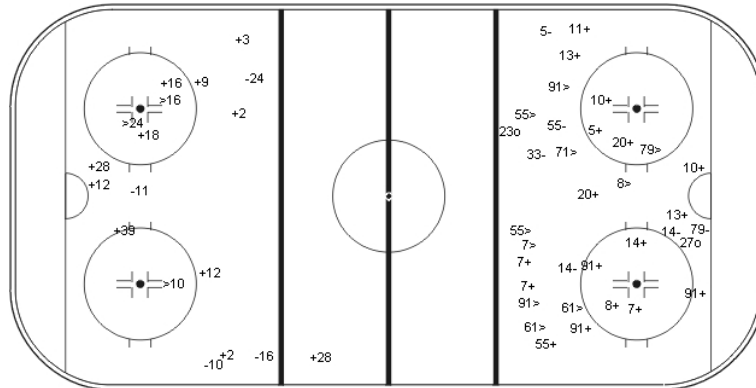
Shots by RUS
 Goals (o): 0 SSG(+): 7
 SSP(<): 6 SPG(-): 6

Period: 2

Shots by USA
 Goals (o): 2 SSG(+): 16
 SSP(>): 5 SPG(-): 5



GK 35 of RUS



GK 35 of USA

Shots by USA
 Goals (0): 0 SSG(+): 11
 SSP(<): 3 SPG(-): 4

Period: 3

Shots by RUS
 Goals (0): 2 SSG(+): 17
 SSP(>): 10 SPG(-): 6

LEGEND

ENG Empty net goal
GK Goalkeeper

SPG Shots past goal
SSG Shots saved by goalkeeper

SSP Shots saved by player



ICE HOCKEY MEN, PLAY-OFF, GAME 33
HOCKEY SUR GLACE HOMMES, PHASE FINALE, MATCH 33

E CENTER FRI 22 FEB 2002 / VEN 22 FEV 2002 START TIME / DÉBUT 16:20

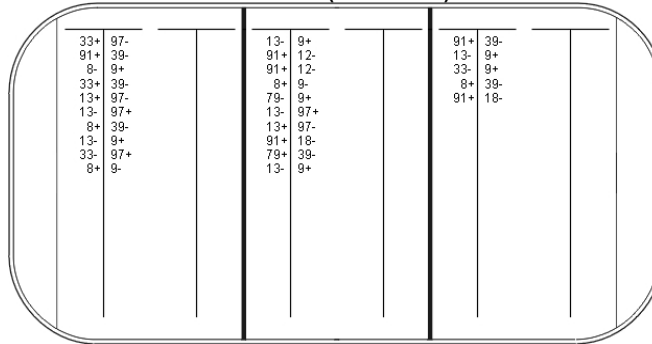
RUS - USA

Face-off by RUS

Period: 1

	Won	Lost
DZ	6	4
MZ	6	4
AZ	3	2
Total	15	10

Period 1 (RUS - USA)



Face-off by USA

Period: 1

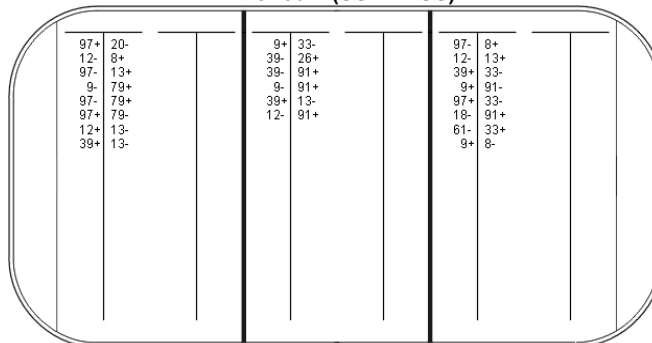
	Won	Lost
DZ	2	3
MZ	4	6
AZ	4	6
Total	10	15

Face-off by USA

Period: 2

	Won	Lost
DZ	4	4
MZ	2	4
AZ	4	4
Total	10	12

Period 2 (USA - RUS)



Face-off by RUS

Period: 2

	Won	Lost
DZ	4	4
MZ	4	2
AZ	4	4
Total	12	10

Game total

	Won	Lost
DZ	6	7
MZ	6	10
AZ	8	10
Total	20	27

Game total

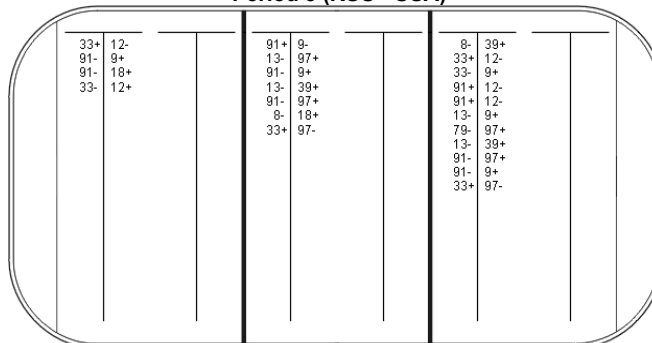
	Won	Lost
DZ	10	8
MZ	10	6
AZ	7	6
Total	27	20

Face-off by RUS

Period: 3

	Won	Lost
DZ	1	3
MZ	2	5
AZ	4	7
Total	7	15

Period 3 (RUS - USA)



Face-off by USA

Period: 3

	Won	Lost
DZ	7	4
MZ	5	2
AZ	3	1
Total	15	7

Game total

	Won	Lost
DZ	11	11
MZ	12	11
AZ	11	13
Total	34	35

Game total

	Won	Lost
DZ	13	11
MZ	11	12
AZ	11	11
Total	35	34

LEGEND		
AZ	Attack zone	
DZ	Defensive zone	
MZ	Middle zone	



ICE HOCKEY MEN, PLAY-OFF, GAME 34
HOCKEY SUR GLACE HOMMES, PHASE FINALE, MATCH 34

E CENTER SAT 23 FEB 2002 / SAM 23 FEV 2002 START TIME / DÉBUT 12:15

BLR - RUS

Referee

Linesmen

RADBJER Ulf (IIHF)

SCHACHTE Dan (IIHF), NORRMAN Johan (IIHF)

Goalkeepers

Team: BLR		
No.	Name	
2	SHABANOV Sergei	
31	MEZIN Andrei	
33	FATIKOV Leonid	(EG)

Team: RUS		
No.	Name	
31	PODOMATSKY Yegor	
35	KHABIBULIN Nikolai	
30	BRYZGALOV Ilja	(EG)

Team Line-ups

Team: BLR (RED)		
No.	Pos.	Name
3	D	KHMYL Oleg
17	F	KALYUZHNY Aleksei
23	D	SALEI Ruslan
29	F	TSYPLAKOV Vladimir
32	F	PANKOV Dmitry
13	F	KOVALEV Andrei
24	F	DUDIK Dmitry
27	D	ZHURIK Aleksandr
30	D	KOPAT Vladimir
37	F	RASOLKO Andrei
9	F	ANDRIEVSKY Aleksandr
11	F	BEKBULATOV Vadim
18	F	ANTONENKO Oleg
21	D	MIKULCHIK Oleg
26	D	STAS Serguei
4	D	MAKRITSKY Aleksandr
5	D	ROMANOV Oleg
6	D	MATUSHKIN Igor
14	F	PANKOV Vasily
19	F	ZANKAVETS Eduard
Head Coach:		

Team: RUS (WHITE)		
No.	Pos.	Name
2	D	MIRONOV Boris
10	F	BURE Pavel
13	F	ZHAMNOV Alexei
20	F	BURE Valeri
23	D	MALAKHOV Vladimir
11	D	KASPARAITIS Darius
14	F	SAMSONOV Sergei
55	D	GONCHAR Sergei
71	F	KOVALCHUK Ilya
91	F	FEDOROV Sergei
7	D	TVERDOVSKY Oleg
8	F	LARIONOV Igor
26	F	DATSYUK Pavel
27	F	KOVALEV Alexei
29	D	KRAVTCHOUK Igor
33	F	NIKOLISHIN Andrei
61	F	AFINOGENOV Maxim
79	F	YASHIN Alexei
Head Coach:		

LEGEND

EG	Emergency goalkeeper	No.	Player number	R	Rank
G	Number of games played	Pos.	Position	T	Number of games tied
GA	Goals against		D - Defense	W	Number of games won
GF	Goals for		F - Forward		
L	Number of games lost	PTS	Points		



ICE HOCKEY MEN

Round	PLAY-OFF	Venue	E Center	Date	23 Feb 2002	Start	12.15	Spectators	8599	Game no.	34
--------------	----------	--------------	----------	-------------	-------------	--------------	-------	-------------------	------	-----------------	----

Home team (A) (Jersey colour)		Belarus (RED)		Goals																Penalties								
No.	Name	Pos.	L	SOG	#	Time	G	A1	A2	GS	P1	P2	P3	P4	P5	P6	N1	N2	N3	N4	N5	N6	Time	No.	Min	Offence	Start	End
2	SHABANOV Sergei	GK		0	1	09:21	32	29		EQ	17	23	29	30	31	32	11	33	35	55	61	79	05:55	21	2	HOLD	05:55	07:55
3*	KHMYL Oleg	A	D	1	1	21:15	24	30		EQ	2	13	24	27	30	37	7	14	29	35	71	91	21:47	26	2	HO-ST	21:47	23:11
4	MAKRITSKY Aleksandr	D	4	0																			32:59	13	2	HI-ST	32:59	34:59
5	ROMANOV Oleg	D	4	0																			33:35	27	2	SLASH	33:35	35:35
6	MATUSHKIN Igor	D	4	0																			50:24	24	2	INTRF	50:24	52:24
9	ANDRIEVSKY Aleksandr	C	F	3	1																		54:47	13	2	TRIP	54:47	56:47
11	BEKBULATOV Vadim	F	3	1																								
13	KOVALEV Andrei	F	2	0																								
14	PANKOV Vasily	F	4	0																								
17*	KALYUZHNY Aleksei	F	1	2																								
18	ANTONENKO Oleg	F	3	2																								
19	ZANKAVETS Eduard	F	4	0																								
21	MIKULCHIK Oleg	D	3	0																								
23*	SALEI Ruslan	D	1	2																								
24	DUDIK Dmitry	F	2	2																								
26	STAS Serguei	D	3	0																								
27	ZHURIK Aleksandr	D	2	0																								
29*	TSYPLAKOV Vladimir	A	F	1	4																							
30	KOPAT Vladimir	D	2	1																								
31*	MEZIN Andrei	GK		0																								
32*	PANKOV Dmitry	F	1	5																								
33	FATIKOV Leonid	EG		0																								
37	RASOLKO Andrei	F	2	2																								

Team Manager: LESHCHIK Alexander Head Coach: KRIKUNOV Vladimir Assistant Coach: VORONIN Valery

Visiting team (B) (Jersey colour)		Russia (WHITE)		Goals																Penalties								
No.	Name	Pos.	L	SOG	#	Time	G	A1	A2	GS	P1	P2	P3	P4	P5	P6	N1	N2	N3	N4	N5	N6	Time	No.	Min	Offence	Start	End
2*	MIRONOV Boris	D	1	4	1	05:28	27	8		EQ	8	11	26	27	35	55	9	11	21	24	27	31	15:46	14	2	HI-ST	15:46	17:46
7	TVERDOVSKY Oleg	D	3	4	2	11:20	11	8	27	EQ	8	11	26	27	35	55	3	17	23	29	31	32	29:57	23	2	INTRF	29:57	31:57
8	LARIONOV Igor	C	F	3	0	3 23:11	7	91	79	PP1	7	14	35	55	79	91	2	9	27	30	37		30:40	91	2	CHARG	30:40	32:40
10*	BURE Pavel	A	F	1	6	4 23:34	26	29		EQ	7	8	26	27	29	35	2	4	9	11	18	26	44:20	61	2	HOOK	44:20	46:20
11	KASPARAITIS Darius	A	D	2	1	5 47:47	27	26	8	EQ	8	11	26	27	35	55	2	3	17	23	29	32						
13*	ZHAMNOV Alexei	F	1	1	6	52:30	10	26		EQ	10	11	26	29	35	79	2	14	19	24	27	30						
14	SAMSONOV Sergei	F	2	2	7	59:11	61	14	23	EQ	11	14	23	35	61	91	2	3	13	17	23	24						
20*	BURE Valeri	F	1	1																								
23*	MALAKHOV Vladimir	D	1	5																								
26	DATSYUK Pavel	F	3	4																								
27	KOVALEV Alexei	F	3	2																								
29	KRAVTCHOUK Igor	D	3	1																								
30	BRYZGALOV Ilya	EG		0																								
31	PODOMATSKY Yegor	GK		0																								
33	NIKOLISHIN Andrei	F	4	2																								
35*	KHABIBULIN Nikolai	GK		0																								
55	GONCHAR Sergei	D	2	1																								
61	AFINOGENOV Maxim	F	4	3																								
71	KOVALCHUK Ilya	F	2	2																								
79	YASHIN Alexei	F	4	2																								
91	FEDOROV Sergei	F	2	4																								

Team Manager: Head Coach: FETISOV Viacheslav Assistant Coach: YURZINOV Vladimir

Game Summary		Saves									Goalkeeper Records						Goalkeeper Changes			
P	G A:B	SOG A:B	PIM A:B	PPGF A:B	SHGF A:B	GKA1	GKA2	EGA	GKB1	GKB2	EGB	GKA	MIP	GA	GKB	MIP	GA	Time	GKA	GKB
1	1:2	10:15	2:2	0:0	0:0	4	9	0	9	0	0	31	11:20	2	35	60:00	2	00:00	31	35
2	1:2	9:12	6:4	0:1	0:0	0	10	0	8	0	0	2	48:40	5				11:20	2	35
3	0:3	4:18	4:2	0:0	0:0	0	15	0	4	0	0							60:00	--	--
OVT												Start of game: 12:15 End of game: 14:14								
GWS												Time-out A:			Time-out B:					
Total	2:7	23:45	12:8	0:1	0:0	4	34	0	21	0	0	Game Supervisor: SUBRT Miroslav								



ICE HOCKEY MEN, PLAY-OFF, GAME 34
HOCKEY SUR GLACE HOMMES, PHASE FINALE, MATCH 34

E CENTER SAT 23 FEB 2002 / SAM 23 FEV 2002 START TIME / DÉBUT 12:15

BLR - RUS 2-7 (1-2, 1-2, 0-3)

Spectators	Referee	Linesmen
8599	RADBJER Ulf (IIHF)	SCHACHTE Dan (IIHF), NORRMAN Johan (IIHF)

Team Statistics

Period	Score	SVS	SOG	PIM	TPP	PPG	SHG
1	1 : 2	13 : 9	10 : 15	2 : 2	2:00 : 2:00	0 : 0	0 : 0
2	1 : 2	10 : 8	9 : 12	6 : 4	2:43 : 4:00	0 : 1	0 : 0
3	0 : 3	15 : 4	4 : 18	4 : 2	2:00 : 4:00	0 : 0	0 : 0
Total	2 : 7	38 : 21	23 : 45	12 : 8	6:43 : 10:00	0 : 1	0 : 0

1st Period

Action	Time	ET/Res	Team	Type	No.	Name	(G) Name of Assistant(s) / Action Description
GK	00:00		BLR		31	MEZIN A	
GK	00:00		RUS		35	KHABIBULIN N	
Goal	05:28	0:1	RUS	EQ	27	KOVALEV A	(2) 8 LARIONOV I On ice BLR 31 9 11 21 24 27 RUS 35 8 11 26 27 55
Penalty	05:55	07:55	BLR	2 min.	21	MIKULCHIK O	-Holding
Goal	09:21	1:1	BLR	EQ	32	PANKOV D	(3) 29 TSYPLAKOV V On ice BLR 31 17 23 29 30 32 RUS 35 11 33 55 61 79
Goal	11:20	1:2	RUS	EQ	11	KASPARAITIS D	(1) 8 LARIONOV I On ice BLR 31 3 17 23 29 32 27 KOVALEV A RUS 35 8 11 26 27 55
GK	11:20		BLR		2	SHABANOV S	-"Goalkeeper in" 31 MEZIN A-"Goalkeeper out"
Penalty	15:46	17:46	RUS	2 min.	14	SAMSONOV S	-Highsticking

2nd Period

Action	Time	ET/Res	Team	Type	No.	Name	(G) Name of Assistant(s) / Action Description
GK	20:00		BLR		2	SHABANOV S	
GK	20:00		RUS		35	KHABIBULIN N	
Goal	21:15	2:2	BLR	EQ	24	DUDIK D	(2) 30 KOPAT V On ice BLR 2 13 24 27 30 37 RUS 35 7 14 29 71 91
Penalty	21:47	23:11	BLR	2 min.	26	STAS S	-Holding the stick
Goal	23:11	2:3	RUS	PP1	7	TVERDOVSKY O	(1) 91 FEDOROV S On ice BLR 2 9 27 30 37 79 YASHIN A RUS 35 7 14 55 79 91
Goal	23:34	2:4	RUS	EQ	26	DATSYUK P	(1) 29 KRAVTCHOUK I On ice BLR 2 4 9 11 18 26 RUS 35 7 8 26 27 29
Penalty	29:57	31:57	RUS	2 min.	23	MALAKHOV V	-Interference
Penalty	30:40	32:40	RUS	2 min.	91	FEDOROV S	-Charging
Penalty	32:59	34:59	BLR	2 min.	13	KOVALEV A	-Highsticking
Penalty	33:35	35:35	BLR	2 min.	27	ZHURIK A	-Slashing

3rd Period

Action	Time	ET/Res	Team	Type	No.	Name	(G) Name of Assistant(s) / Action Description
GK	40:00		BLR		2	SHABANOV S	
GK	40:00		RUS		35	KHABIBULIN N	
Penalty	44:20	46:20	RUS	2 min.	61	AFINOGENOV M	-Hooking
Goal	47:47	2:5	RUS	EQ	27	KOVALEV A	(3) 26 DATSYUK P On ice BLR 2 3 17 23 29 32 8 LARIONOV I RUS 35 8 11 26 27 55
Penalty	50:24	52:24	BLR	2 min.	24	DUDIK D	-Interference
Goal	52:30	2:6	RUS	EQ	10	BURE P	(2) 26 DATSYUK P On ice BLR 2 14 19 24 27 30 RUS 35 10 11 26 29 79
Penalty	54:47	56:47	BLR	2 min.	13	KOVALEV A	-Tripping
Goal	59:11	2:7	RUS	EQ	61	AFINOGENOV M	(2) 14 SAMSONOV S On ice BLR 2 3 13 17 23 24 23 MALAKHOV V RUS 35 11 14 23 61 91



Goalkeeper Records

Team: BLR - Belarus				
No.	Goalkeepers	SOG	SVS	
2	SHABANOV Sergei	39	34	
31	MEZIN Andrei	6	4	

Team: RUS - Russia				
No.	Goalkeepers	SOG	SVS	
35	KHABIBULIN Nikolai	23	21	
31	PODOMATSKY Yegor	0	0	

Shots & Plus-Minus

Team: BLR - Belarus								
No.	Pos.	Player	1	2	3	OT	TS	+/-
3	D	KHMYL Oleg	0	1	0	0	1	-3
17	F	KALYUZHNY Aleksei	1	0	1	0	2	-2
23	D	SALEI Ruslan	1	0	1	0	2	-2
29	F	TSYPLAKOV Vladimir	2	0	2	0	4	-1
32	F	PANKOV Dmitry	2	3	0	0	5	-1
13	F	KOVALEV Andrei	0	0	0	0	0	0
24	F	DUDIK Dmitry	1	1	0	0	2	-2
27	D	ZHURIK Aleksandr	0	0	0	0	0	-1
30	D	KOPAT Vladimir	0	1	0	0	1	1
37	F	RASOLKO Andrei	1	1	0	0	2	1
9	F	ANDRIEVSKY Aleksandr	0	1	0	0	1	-2
11	F	BEKBULATOV Vadim	1	0	0	0	1	-2
18	F	ANTONENKO Oleg	1	1	0	0	2	-1
21	D	MIKULCHIK Oleg	0	0	0	0	0	-1
26	D	STAS Serguei	0	0	0	0	0	-1
4	D	MAKRITSKY Aleksandr	0	0	0	0	0	-1
5	D	ROMANOV Oleg	0	0	0	0	0	0
6	D	MATUSHKIN Igor	0	0	0	0	0	0
14	F	PANKOV Vasily	0	0	0	0	0	-1
19	F	ZANKAVETS Eduard	0	0	0	0	0	-1
TOTALS			10	9	4	0	23	
Head Coach: KRIKUNOV Vladimir								

Team: RUS - Russia								
No.	Pos.	Player	1	2	3	OT	TS	+/-
2	D	MIRONOV Boris	2	1	1	0	4	0
10	F	BURE Pavel	0	1	5	0	6	1
13	F	ZHAMNOV Alexei	1	0	0	0	1	0
20	F	BURE Valeri	0	0	1	0	1	0
23	D	MALAKHOV Vladimir	2	2	1	0	5	1
11	D	KASPARAITIS Darius	1	0	0	0	1	4
14	F	SAMSONOV Sergei	1	0	1	0	2	0
55	D	GONCHAR Sergei	0	0	1	0	1	2
71	F	KOVALCHUK Ilya	0	1	1	0	2	-1
91	F	FEDOROV Sergei	1	0	3	0	4	0
7	D	TVERDOVSKY Oleg	1	2	1	0	4	0
8	F	LARIONOV Igor	0	0	0	0	0	4
26	F	DATSYUK Pavel	2	2	0	0	4	5
27	F	KOVALEV Alexei	1	0	1	0	2	4
29	D	KRAVTCHOUK Igor	0	0	1	0	1	1
33	F	NIKOLISHIN Andrei	0	2	0	0	2	-1
61	F	AFINOGENOV Maxim	2	0	1	0	3	0
79	F	YASHIN Alexei	1	1	0	0	2	0
TOTALS			15	12	18	0	45	
Head Coach: FETISOV Viacheslav								

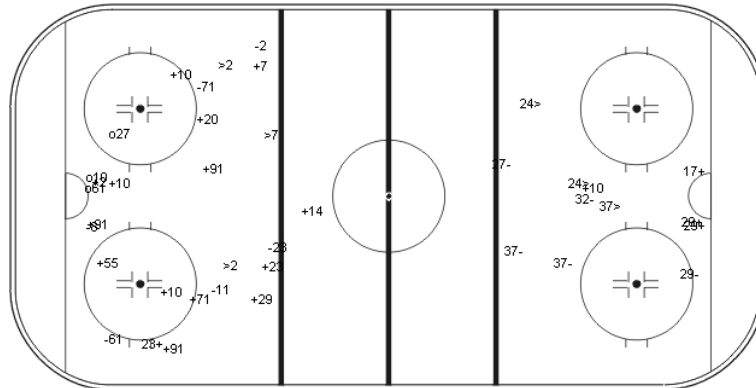
LEGEND

ET/Res	Penalty end time/Result of game	OT	Overtime	SH1	Shorthanded - 1 player
ENG	Empty net goal	Pen.	Penalty	SH2	Shorthanded - 2 players
EQ	Equal strength	PIM	Penalties in minutes	SHG	Shorthanded goals
(G)	Number of goals in tournament	Pos.	Position	SOG	Shots on goal
GA	Goals against		D - Defense	SSG	Shots saved by goalkeeper
GF	Goals for		F - Forward	SVS	Saves
GK	Goalkeeper	PP1	Power play - 1 player	T	Number of games tied
GP	Number of games played	PP2	Power play - 2 players	TS	Total shots by player
GWS	Game winning shot	PPG	Power play goals	TPP	Time on power play
L	Number of games lost	PS	Penalty shot	W	Number of games won
No.	Player number	PTS	Points		
+/-	Net result of positive and negative participation				

RUS Goal #7 RUS #23 MALAKHOV Vladimir added to positive participation.



GK 2 of BLR



GK 35 of RUS

Shots by RUS
 Goals (o): 3 SSG(+): 15
 SSP(<): 3 SPG(-): 6

Period: 3

Shots by BLR
 Goals (o): 0 SSG(+): 4
 SSP(>): 3 SPG(-): 5

LEGEND

ENG Empty net goal
GK Goalkeeper

SPG Shots past goal
SSG Shots saved by goalkeeper

SSP Shots saved by player



ICE HOCKEY MEN, PLAY-OFF, GAME 34
HOCKEY SUR GLACE HOMMES, PHASE FINALE, MATCH 34

E CENTER SAT 23 FEB 2002 / SAM 23 FEV 2002 START TIME / DÉBUT 12:15

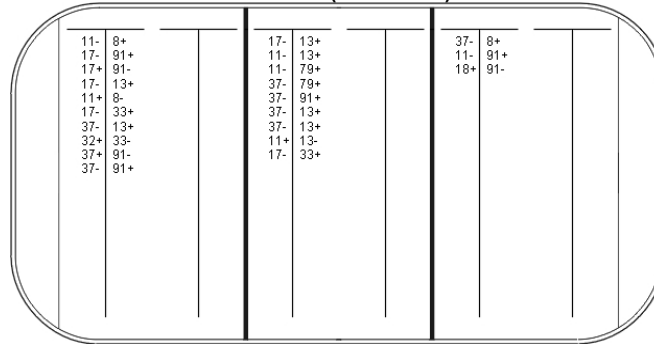
BLR - RUS

Face-off by BLR

Period: 1

	Won	Lost
DZ	4	6
MZ	1	8
AZ	1	2
Total	6	16

Period 1 (BLR - RUS)



Face-off by RUS

Period: 1

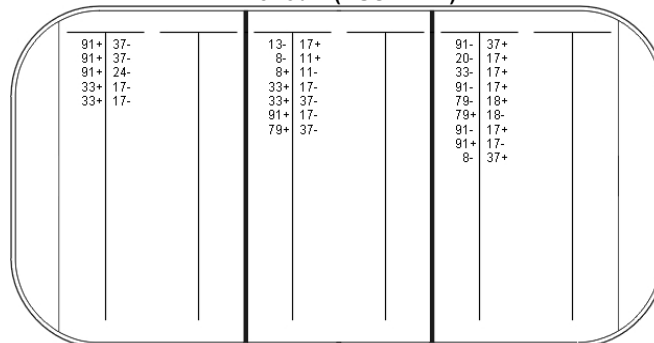
	Won	Lost
DZ	2	1
MZ	8	1
AZ	6	4
Total	16	6

Face-off by RUS

Period: 2

	Won	Lost
DZ	5	0
MZ	5	2
AZ	2	7
Total	12	9

Period 2 (RUS - BLR)



Face-off by BLR

Period: 2

	Won	Lost
DZ	7	2
MZ	2	5
AZ	0	5
Total	9	12

Game total

	Won	Lost
DZ	7	1
MZ	13	3
AZ	8	11
Total	28	15

Game total


	Won	Lost
DZ	11	8
MZ	3	13
AZ	1	7
Total	15	28

Face-off by BLR

Period: 3

	Won	Lost
DZ	4	2
MZ	4	5
AZ	2	4
Total	10	11

Period 3 (BLR - RUS)



Face-off by RUS

Period: 3

	Won	Lost
DZ	4	2
MZ	5	4
AZ	2	4
Total	11	10

Game total

	Won	Lost
DZ	15	10
MZ	7	18
AZ	3	11
Total	25	39

Game total

	Won	Lost
DZ	11	3
MZ	18	7
AZ	10	15
Total	39	25

LEGEND		
AZ	Attack zone	
DZ	Defensive zone	
MZ	Middle zone	



ICE HOCKEY MEN, PLAY-OFF, GAME 35
 HOCKEY SUR GLACE HOMMES, PHASE FINALE, MATCH 35

E CENTER SUN 24 FEB 2002 / DIM 24 FEV 2002 START TIME / DÉBUT 13:00

USA - CAN

Referee

McCREARY Bill (IIHF)

Linesmen

CVIK Mike (IIHF), HAMALAINEN Antti (IIHF)

Goalkeepers

Team: USA	
No.	Name
1	DUNHAM Mike
35	RICHTER Mike
30	BARRASSO Tom (EG)

Team: CAN	
No.	Name
30	BRODEUR Martin
31	JOSEPH Curtis
20	BELFOUR Ed (EG)

Team Line-ups

Team: USA (BLUE)		
No.	Pos.	Name
2	D	LEETCH Brian
7	F	TKACHUK Keith
33	D	MILLER Aaron
48	F	YOUNG Scott
97	F	ROENICK Jeremy
11	F	AMONTE Tony
12	F	ROLSTON Brian
18	F	DRURY Chris
20	D	SUTER Gary
24	D	CHELIOS Chris
3	D	RAFALSKI Brian
6	D	HOUSLEY Phil
9	F	MODANO Mike
10	F	LECLAIR John
16	F	HULL Brett
5	D	POTI Tom
13	F	GUERIN Bill
28	F	DEADMARSH Adam
39	F	WEIGHT Doug
61	F	YORK Mike
Head Coach: BROOKS Herb		

Team: CAN (WHITE)		
No.	Pos.	Name
2	D	MACINNIS Al
11	F	NOLAN Owen
44	D	PRONGER Chris
88	F	LINDROS Eric
94	F	SMYTH Ryan
9	F	KARIYA Paul
19	F	YZERMAN Steve
27	D	NIEDERMAYER Scott
52	D	FOOTE Adam
66	F	LEMIEUX Mario
4	D	BLAKE Rob
12	F	IGINLA Jarome
21	F	GAGNE Simon
55	D	JOVANOVSKI Ed
91	F	SAKIC Joe
3	D	BREWER Eric
14	F	SHANAHAN Brendan
25	F	NIEUWENDYK Joe
37	F	PECA Mike
74	F	FLEURY Theo
Head Coach: QUINN Pat		

LEGEND

EG	Emergency goalkeeper	No.	Player number	R	Rank
G	Number of games played	Pos.	Position	T	Number of games tied
GA	Goals against		D - Defense	W	Number of games won
GF	Goals for		F - Forward		
L	Number of games lost	PTS	Points		



ICE HOCKEY MEN

Round	PLAY-OFF	Venue	E Center	Date	24 Feb 2002	Start	13.00	Spectators	8599	Game no.	35
-------	----------	-------	----------	------	-------------	-------	-------	------------	------	----------	----

Home team (A) (Jersey colour)		USA		(BLUE)		Goals											Penalties											
No.	Name	Pos.	L	SOG	#	Time	G	A1	A2	GS	P1	P2	P3	P4	P5	P6	N1	N2	N3	N4	N5	N6	Time	No.	Min	Offence	Start	End
1	DUNHAM Mike	GK		0	1	08:49	11	39	5	EQ	5	6	11	35	39	61	4	11	30	55	88	94	29:27	16	2	HI-ST	29:27	31:27
2	LEETCH Brian	D	1	3	2	35:30	3	9	16	PP1	3	5	9	10	16	35	19	30	44	55	91	30:19	33	2	HI-ST	30:19	32:19	
3	RAFALSKI Brian	D	3	1																			36:30	97	2	TRIP	36:30	38:19
5	POTI Tom	D	4	2																								
6	HOUSLEY Phil	D	3	2																								
7	TKACHUK Keith	F	1	0																								
9*	MODANO Mike	F	3	1																								
10*	LECLAIR John	F	3	1																								
11	AMONTE Tony	F	2	3																								
12	ROLSTON Brian	F	2	2																								
13	GUERIN Bill	F	4	0																								
16*	HULL Brett	F	3	2																								
18	DRURY Chris	F	2	0																								
20*	SUTER Gary	D	2	4																								
24*	CHELIOS Chris	C	D	2	0																							
28	DEADMARSH Adam	F	4	3																								
30	BARRASSO Tom	EG		0																								
33	MILLER Aaron	D	1	0																								
35*	RICHTER Mike	GK		0																								
39	WEIGHT Doug	F	4	3																								
48	YOUNG Scott	F	1	2																								
61	YORK Mike	F	4	2																								
97	ROENICK Jeremy	F	1	2																								
Team Manager:		PATRICK Craig		Head Coach:		BROOKS Herb		Assistant Coach:		CUNNIFF John																		

Visiting team (B) (Jersey colour)		Canada		(WHITE)		Goals											Penalties											
No.	Name	Pos.	L	SOG	#	Time	G	A1	A2	GS	P1	P2	P3	P4	P5	P6	N1	N2	N3	N4	N5	N6	Time	No.	Min	Offence	Start	End
2*	MACINNIS Al	D	1	2	1	14:50	9	44	66	EQ	2	9	19	30	44	66	2	9	10	16	33	35	03:03	27	2	INTRF	03:03	05:03
3	BREWSTER Eric	D	4	0	2	18:33	12	91	21	EQ	2	12	21	27	30	91	13	20	24	28	35	39	10:03	74	2	CROSS	10:03	12:03
4	BLAKE Rob	D	3	5	3	38:19	91	55	4	PP1	4	12	25	30	55	91	2	12	33	35	48		34:40	2	2	INTRF	34:40	35:30
9	KARIYA Paul	F	2	3	4	56:01	12	19	91	EQ	4	12	19	27	30	91	2	5	13	35	39	97	53:43	19	2	TRIP	53:43	55:43
11*	NOLAN Owen	F	1	1	5	58:40	91	12		EQ	12	14	27	30	52	91	3	6	9	10	16	35						
12	IGINLA Jarome	F	3	6																								
14	SHANAHAN Brendan	F	4	2																								
19	YZERMAN Steve	F	2	0																								
20	BELFOUR Ed	EG		0																								
21	GAGNE Simon	F	3	3																								
25	NIEUWENDYK Joe	F	4	2																								
27	NIEDERMAYER Scott	D	2	2																								
30*	BRODEUR Martin	GK		0																								
31	JOSEPH Curtis	GK		0																								
37	PECA Mike	F	4	2																								
44*	PRONGER Chris	A	D	1	0																							
52	FOOTE Adam	D	2	1																								
55	JOVANOVSKI Ed	D	3	1																								
66	LEMIEUX Mario	C	F	2	1																							
74	FLEURY Theo	F	4	2																								
88*	LINDROS Eric	F	1	0																								
91	SAKIC Joe	A	F	3	4																							
94*	SMYTH Ryan	F	1	2																								
Team Manager:		NICHOLSON Robert		Head Coach:		QUINN Pat		Assistant Coach:		HITCHCOCK Ken																		

Game Summary											Saves						Goalkeeper Records						Goalkeeper Changes		
P	G A:B	SOG A:B	PIM A:B	PPGF A:B	SHGF A:B	GKA1	GKA2	EGA	GKB1	GKB2	EGB	GKA	MIP	GA	GKB	MIP	GA	Time	GKA	GKB					
1	1:2	10:11	0:4	0:0	0:0	9	0	0	9	0	0	35	60:00	5	30	60:00	2	00:00	35	30					
2	1:1	14:17	6:2	1:1	0:0	16	0	0	13	0	0							60:00	--	--					
3	0:2	9:11	0:2	0:0	0:0	9	0	0	9	0	0														
OVT												Start of game: 13:00 End of game: 15:04													
GWS												Time-out A:			Time-out B:										
Total	2:5	33:39	6:8	1:1	0:0	34	0	0	31	0	0	Game Supervisor: DOBIDA Hans													



Referee	McCREARY Bill	Linesman	CVIK Mike	Goal Judge	BLUMEL Petr	Video GJ	KOMMISSAROV Ko
Scorekeeper	EBERT Bob	Linesman	HAMALAINEN Antti	Goal Judge	LAUFF Rudolf	Game Timekeeper ZITO Bob	
Sign. Manager B		Sign. Manager A		Sign. Scorekeeper		Sign. Referee	

Event	Abbreviation of the tournament (e.g. WSA, W18C, WW5B, or W20D...)	Abbreviation	Explanations of penalty abbreviations	Code
Place	Name of the city or the ice rink the games takes place	ABUSE	Abuse of officials	01
Date	Date the games take place	BD-CK	Body Checking (female hockey only)	02
Start	Time the beginning of the game is announced in the schedule	BENCH	Bench Minor Penalty	03
Spectators	Number of spectators	BOARD	Boarding	04
Game No.	Number of the game announced in the schedule	BUT-E	Butt-Ending	05
Home Team (A)	Abbreviation of the home team (e.g. SUI, USA...)	CHARG	Charging	06
Visiting Team (B)	Abbreviation of the visiting team (e.g. SUI, USA...)	CHE-B	Checking from behind	07
No.	Jersey number of the player (* = Starts the game)	CROSS	Cross-checking	08
Family and given name (+BP+C/A)	Name of the player, followed by comma, and given name(s); add BP = Best player of the game, C = Captain or A = Assistant Captain	DELAY	Delaying the game	09
Pos	Position (GK = Goalkeeper, EG = Emergency Goalkeeper, D = Defenseman, F = Forward)	DIS-N	Goal being deliberately knocked	10
L	Number of lineup (1 = first line, 2 = second line, 3 = third line, 4= fourth line)	ELBOW	Elbowing	11
SoG	Sum of shots on goal (shots saved by goalie plus scored goals) of this player	FISTI	Fisticuffs	12
#	Number of goal (- for missed penaltyshot)	GA-MI	Game misconduct penalty	13
Time	Time the goal is scored	GR-MI	Gross misconduct penalty	14
G	Jersey number of the player scoring the goal	HI-ST	High Sticking	15
A1	Jersey number of the first assist	HOLD	Holding	16
A2	Jersey number of the second assist	HOOK	Hooking	17
GS	Game situation (EQ = equal, PP1 = power play 5:4 or 4:3, PP2 = power play 5:3, SH1 = shorthanded 4:5 or 3:4, SH2 = shorthanded 3:5, PS = penalty shot, GWS = game winning shot)	HO-ST	Holding the stick	18
P1 P2 P3 P4 P5 P6	Positive participation (all players on ice of the goal scoring team)	IL-EQ	Illegal Equipment	19
N1 N2 N3 N4 N5 N6	Negative participation (all players on ice of the goal receiving team)	INTRF	Interference	20
Time	Time the penalty is called by the referee	KNEE	Kneeing	21
No.	Jersey number of the penalized player	MATCH	Match penalty	22
Offence	Abbreviation of penalty (explanation see next column)	MISC	Misconduct penalty	23
Start	Time the penalty starts	OTHER	Other Offences	24
End	Time the penalty ends	P-SHOT	Penalty shot	25
Team Manager	Name and given name of the team manager	ROUGH	Roughing	26
Head Coach	Name and given name of the head coach	SLASH	Slashing	27
Assistant Coach	Name and given name of the assistant coach	SPEAR	Spear	28
Period	Period 1, 2, 3, OVT = overtime, GWS = game winning shots	TOO-M	Too many players on ice	29
Total	Total sum of all entries in the columns	TRIP	Tripping	30
G:A:B	Number of goals scored by team A : team B (depending on period)	UN-SP	Unsportsmanlike Conduct	31
SOG A:B	Number of shots on goal plus scored by team A : team B (depending on period)			
PIM A:B	Number of penalty minutes for team A : team B (depending on period)			
PPGF A:B	Number of power play goals scored by team A : team B (depending on period)			
SHGF A:B	Number of shorthanded goals scored by team A : team B (depending on period)			
GKA1	Sum of shots saved by the first goalie of team A (depending on period)			
GKA2	Sum of shots saved by the second goalie of team A (depending on period)			
EGA	Sum of shots saved by the emergency goalie of team A (depending on period)			
GKB1	Sum of shots saved by the first goalie of team B (depending on period)			
GKB2	Sum of shots saved by the second goalie of team B (depending on period)			
GKB	Sum of shots saved by the emergency goalie of team B (depending on period)			
GKA	Jersey numbers of the goalies of team A			
GKB	Jersey numbers of the goalies of team B			
MIP	Minutes in play for each goalie			
GA	Goals against for each goalie			
Start of game	Time the game really starts			
End of game	Time the game really ends			
Timeout A	Time the home team takes a 30 seconds timeout			
Timeout B	Time the visiting team takes a 30 seconds timeout			
Game Supervisor	Name of the game supervisor			
Time	Time the goalie comes in or goes out			
GKA	Jersey number of the goalie of team A coming in (- for leaving)			
GKB	Jersey number of the goalie of team B coming in (- for leaving)			
Referee	Name and given name of the referee for this game			
Scorekeeper	Name and given name of the scorekeeper for this game			
Linesman	Name and given name of the linesman for this game			
Goal Judge	Name and given name of the goal judge for this game			
Timekeeper	Name and given name of the timekeeper for this game			
Sign.	Signature of Referee, Scorekeeper, Manager of Team A and Manager of Team B			
A	Jersey number of the player of team A (Marked with * when he starts the game winning)			
B	Jersey number of the player of team B (Marked with * when he starts the game winning)			
GKA	Goalie of team A for this game winning shot			
GKB	Goalie of team B for this game winning shot			
GF:GA	Goals scored after this game winning shot of each team			

Time	GKA	GKB

Game Winning Shots

A	B	GKA	GKB	Score	A	B	GKA	GKB	Score	A	B	GKA	GKB	Score	A	B	GKA	GKB	Score	A	B	GKA	GKB	Score

Notes:



ICE HOCKEY MEN, PLAY-OFF, GAME 35
HOCKEY SUR GLACE HOMMES, PHASE FINALE, MATCH 35

E CENTER SUN 24 FEB 2002 / DIM 24 FEV 2002 START TIME / DÉBUT 13:00

USA - CAN 2-5 (1-2, 1-1, 0-2)

Spectators	Referee	Linesmen
8599	McCREARY Bill (IIHF)	CVIK Mike (IIHF), HAMALAINEN Antti (IIHF)

Team Statistics

Period	Score	SVS	SOG	PIM	TPP	PPG	SHG
1	1 : 2	9 : 9	10 : 11	0 : 4	4:00 : 0:00	0 : 0	0 : 0
2	1 : 1	16 : 13	14 : 17	6 : 2	0:50 : 4:41	1 : 1	0 : 0
3	0 : 2	9 : 9	9 : 11	0 : 2	2:00 : 0:00	0 : 0	0 : 0
Total	2 : 5	34 : 31	33 : 39	6 : 8	6:50 : 4:41	1 : 1	0 : 0

1st Period

Action	Time	ET/Res	Team	Type	No.	Name	(G) Name of Assistant(s) / Action Description
GK	00:00		USA		35	RICHTER M	
GK	00:00		CAN		30	BRODEUR M	
Penalty	03:03	05:03	CAN	2 min.	27	NIEDERMAYER S	-Interference
Goal	08:49	1:0	USA	EQ	11	AMONTE T	(2) 39 WEIGHT D On ice USA 35 5 6 11 39 61 5 POTI T CAN 30 4 11 55 88 94
Penalty	10:03	12:03	CAN	2 min.	74	FLEURY T	-Cross-checking
Goal	14:50	1:1	CAN	EQ	9	KARIYA P	(3) 44 PRONGER C On ice USA 35 2 9 10 16 33 66 LEMIEUX M CAN 30 2 9 19 44 66
Goal	18:33	1:2	CAN	EQ	12	IGINLA J	(2) 91 SAKIC J On ice USA 35 13 20 24 28 39 21 GAGNE S CAN 30 2 12 21 27 91

2nd Period

Action	Time	ET/Res	Team	Type	No.	Name	(G) Name of Assistant(s) / Action Description
GK	20:00		USA		35	RICHTER M	
GK	20:00		CAN		30	BRODEUR M	
Penalty	29:27	31:27	USA	2 min.	16	HULL B	-Highsticking
Penalty	30:19	32:19	USA	2 min.	33	MILLER A	-Highsticking
Penalty	34:40	35:30	CAN	2 min.	2	MACINNIS A	-Interference
Goal	35:30	2:2	USA	PP1	3	RAFALSKI B	(1) 9 MODANO M On ice USA 35 3 5 9 10 16 16 HULL B CAN 30 19 44 55 91
Penalty	36:30	38:19	USA	2 min.	97	ROENICK J	-Tripping
Goal	38:19	2:3	CAN	PP1	91	SAKIC J	(3) 55 JOVANOVSKI E On ice USA 35 2 12 33 48 4 BLAKE R CAN 30 4 12 25 55 91

3rd Period

Action	Time	ET/Res	Team	Type	No.	Name	(G) Name of Assistant(s) / Action Description
GK	40:00		USA		35	RICHTER M	
GK	40:00		CAN		30	BRODEUR M	
Penalty	53:43	55:43	CAN	2 min.	19	YZERMAN S	-Tripping
Goal	56:01	2:4	CAN	EQ	12	IGINLA J	(3) 19 YZERMAN S On ice USA 35 2 5 13 39 97 91 SAKIC J CAN 30 4 12 19 27 91
Goal	58:40	2:5	CAN	EQ	91	SAKIC J	(4) 12 IGINLA J On ice USA 35 3 6 9 10 16 CAN 30 12 14 27 52 91

Goalkeeper Records

Team: USA - USA			
No.	Goalkeepers	SOG	SVS
35	RICHTER Mike	39	34
1	DUNHAM Mike	0	0

Team: CAN - Canada			
No.	Goalkeepers	SOG	SVS
30	BRODEUR Martin	33	31
31	JOSEPH Curtis	0	0



Shots & Plus-Minus

Team: USA - USA							
No.	Pos.	Player	1	2	3	OT	TS +/-
2	D	LEETCH Brian	1	0	2	0	3 -2
7	F	TKACHUK Keith	0	0	0	0	0 0
33	D	MILLER Aaron	0	0	0	0	0 -1
48	F	YOUNG Scott	1	1	0	0	2 0
97	F	ROENICK Jeremy	1	1	0	0	2 -1
11	F	AMONTE Tony	2	0	1	0	3 1
12	F	ROLSTON Brian	1	1	0	0	2 0
18	F	DRURY Chris	0	0	0	0	0 0
20	D	SUTER Gary	1	1	2	0	4 -1
24	D	CHELIOS Chris	0	0	0	0	0 -1
3	D	RAFALSKI Brian	0	1	0	0	1 -1
6	D	HOUSLEY Phil	1	0	1	0	2 0
9	F	MODANO Mike	0	1	0	0	1 -2
10	F	LECLAIR John	0	1	0	0	1 -2
16	F	HULL Brett	0	1	1	0	2 -2
5	D	POTI Tom	1	1	0	0	2 0
13	F	GUERIN Bill	0	0	0	0	0 -2
28	F	DEADMARSH Adam	0	3	0	0	3 -1
39	F	WEIGHT Doug	1	1	1	0	3 -1
61	F	YORK Mike	0	1	1	0	2 1
TOTALS			10	14	9	0	33

Head Coach: BROOKS Herb

Team: CAN - Canada							
No.	Pos.	Player	1	2	3	OT	TS +/-
2	D	MACINNIS Al	1	1	0	0	2 2
11	F	NOLAN Owen	0	1	0	0	1 -1
44	D	PRONGER Chris	0	0	0	0	0 1
88	F	LINDROS Eric	0	0	0	0	0 -1
94	F	SMYTH Ryan	2	0	0	0	2 -1
9	F	KARIYA Paul	1	2	0	0	3 1
19	F	YZERMAN Steve	0	0	0	0	0 2
27	D	NIEDERMAYER Scott	0	2	0	0	2 3
52	D	FOOTE Adam	1	0	0	0	1 1
66	F	LEMIEUX Mario	1	0	0	0	1 1
4	D	BLAKE Rob	1	3	1	0	5 0
12	F	IGINLA Jarome	2	1	3	0	6 3
21	F	GAGNE Simon	0	1	2	0	3 1
55	D	JOVANOVSKI Ed	1	0	0	0	1 -1
91	F	SAKIC Joe	0	2	2	0	4 3
3	D	BREWER Eric	0	0	0	0	0 0
14	F	SHANAHAN Brendan	0	2	0	0	2 1
25	F	NIEUWENDYK Joe	1	0	1	0	2 0
37	F	PECA Mike	0	1	1	0	2 0
74	F	FLEURY Theo	0	1	1	0	2 0
TOTALS			11	17	11	0	39

Head Coach: QUINN Pat

LEGEND

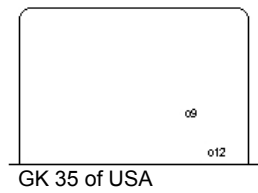
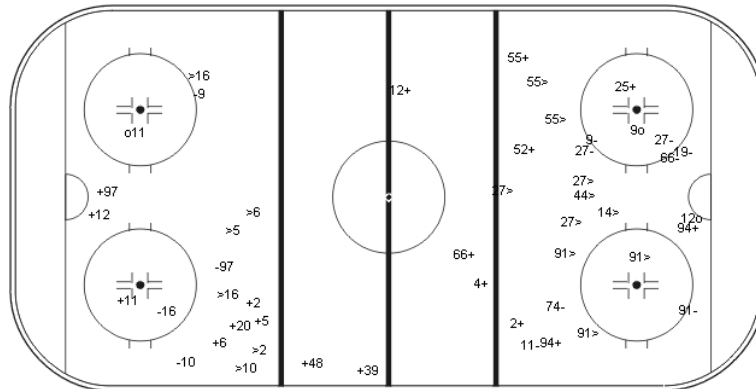
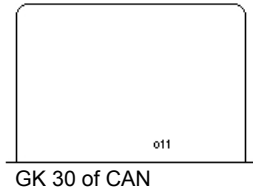
ET/Res	Penalty end time/Result of game	OT	Overtime	SH1	Shorthanded - 1 player
ENG	Empty net goal	Pen.	Penalty	SH2	Shorthanded - 2 players
EQ	Equal strength	PIM	Penalties in minutes	SHG	Shorthanded goals
(G)	Number of goals in tournament	Pos.	Position	SOG	Shots on goal
GA	Goals against		D - Defense	SSG	Shots saved by goalkeeper
GF	Goals for		F - Forward	SVS	Saves
GK	Goalkeeper	PP1	Power play - 1 player	T	Number of games tied
GP	Number of games played	PP2	Power play - 2 players	TS	Total shots by player
GWS	Game winning shot	PPG	Power play goals	TPP	Time on power play
L	Number of games lost	PS	Penalty shot	W	Number of games won
No.	Player number	PTS	Points		
+/-	Net result of positive and negative participation				



ICE HOCKEY MEN, PLAY-OFF, GAME 35
 HOCKEY SUR GLACE HOMMES, PHASE FINALE, MATCH 35

E CENTER SUN 24 FEB 2002 / DIM 24 FEV 2002 START TIME / DÉBUT 13:00

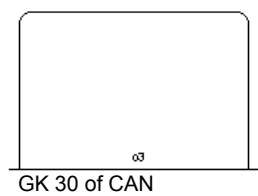
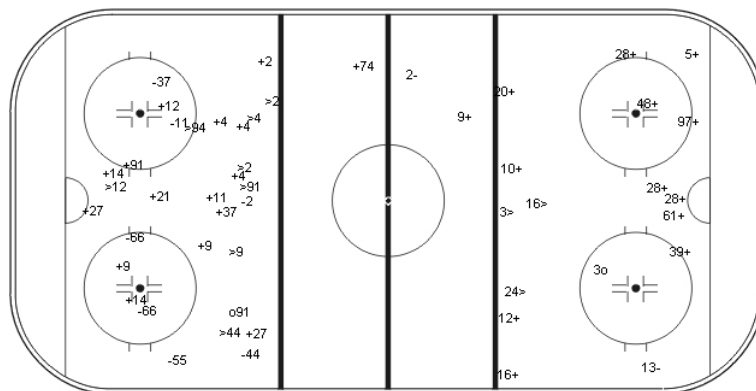
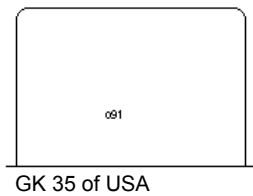
USA - CAN



Shots by USA
 Goals (o): 1 SSG(+): 9
 SSP(<): 6 SPG(-): 4

Period: 1

Shots by CAN
 Goals (o): 2 SSG(+): 9
 SSP(>): 10 SPG(-): 8



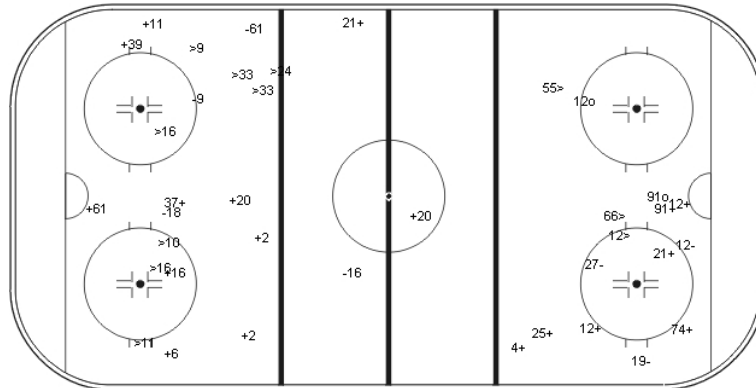
Shots by CAN
 Goals (o): 1 SSG(+): 16
 SSP(<): 8 SPG(-): 7

Period: 2

Shots by USA
 Goals (o): 1 SSG(+): 13
 SSP(>): 3 SPG(-): 2



GK 30 of CAN



GK 35 of USA

Shots by USA
 Goals (o): 0 SSG(+): 9
 SSP(<): 8 SPG(-): 4

Period: 3

Shots by CAN
 Goals (o): 2 SSG(+): 9
 SSP(>): 3 SPG(-): 3

LEGEND

ENG Empty net goal
GK Goalkeeper

SPG Shots past goal
SSG Shots saved by goalkeeper

SSP Shots saved by player



ICE HOCKEY MEN, PLAY-OFF, GAME 35
HOCKEY SUR GLACE HOMMES, PHASE FINALE, MATCH 35

E CENTER SUN 24 FEB 2002 / DIM 24 FEV 2002 START TIME / DÉBUT 13:00

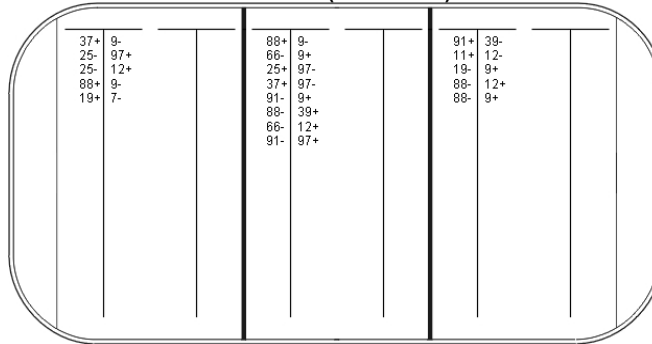
USA - CAN

Face-off by CAN

Period: 1

	Won	Lost
DZ	3	2
MZ	3	5
AZ	2	3
Total	8	10

Period 1 (CAN - USA)



Face-off by USA

Period: 1

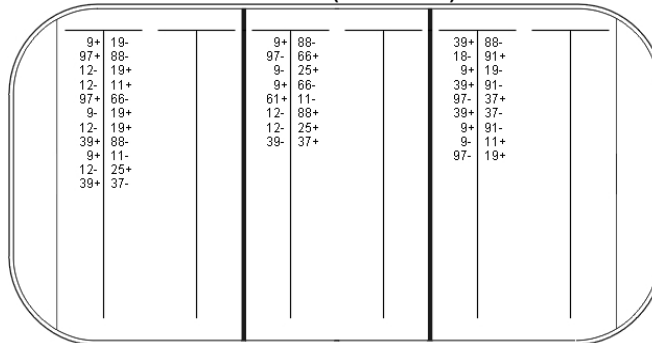
	Won	Lost
DZ	3	2
MZ	5	3
AZ	2	3
Total	10	8

Face-off by USA

Period: 2

	Won	Lost
DZ	6	5
MZ	3	5
AZ	5	4
Total	14	14

Period 2 (USA - CAN)



Face-off by CAN

Period: 2

	Won	Lost
DZ	4	5
MZ	5	3
AZ	5	6
Total	14	14

Game total

	Won	Lost
DZ	9	7
MZ	8	8
AZ	7	7
Total	24	22

Game total

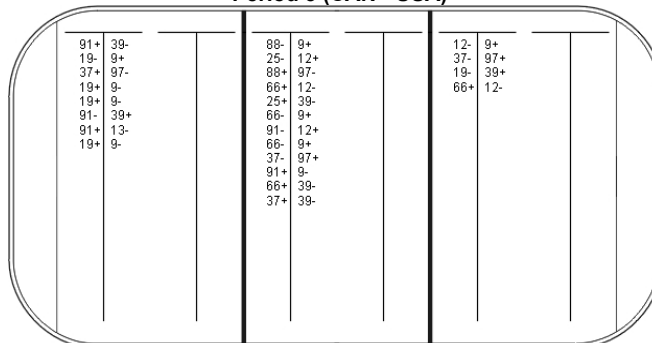
	Won	Lost
DZ	7	7
MZ	8	8
AZ	7	9
Total	22	24

Face-off by CAN

Period: 3

	Won	Lost
DZ	6	2
MZ	6	6
AZ	1	3
Total	13	11

Period 3 (CAN - USA)



Face-off by USA

Period: 3

	Won	Lost
DZ	3	1
MZ	6	6
AZ	2	6
Total	11	13

Game total

	Won	Lost
DZ	13	9
MZ	14	14
AZ	8	12
Total	35	35

Game total

	Won	Lost
DZ	12	8
MZ	14	14
AZ	9	13
Total	35	35

LEGEND

AZ Attack zone

DZ Defensive zone

MZ Middle zone



ICE HOCKEY MEN
HOCKEY SUR GLACE HOMMES

As of Game 34 / Après le 34e match

Belarus (BLR)

Players

No.	Name	Pos.	GP	G	A	PTS	PIM	+/-	GWG	GTG	PPG	SHG	S	SG%
3	KHMYL Oleg	D	9	1	3	4	0	-10	0	0	1	0	10	10.00
4	MAKRITSKY Aleksandr	D	9	0	0	0	10	-5	0	0	0	0	4	0.00
5	ROMANOV Oleg	D	9	1	1	2	2	-13	0	0	0	1	5	20.00
6	MATUSHKIN Igor	D	9	0	1	1	0	-9	0	0	0	0	3	0.00
9	ANDRIEVSKY Aleksandr	F	9	0	0	0	4	-9	0	0	0	0	12	0.00
11	BEKBULATOV Vadim	F	9	1	2	3	8	-8	0	0	0	0	10	10.00
13	KOVALEV Andrei	F	9	1	2	3	12	-4	0	0	0	0	18	5.56
14	PANKOV Vasily	F	9	1	1	2	4	-2	0	0	1	0	5	20.00
16	SKABELKA Andrei	F	2	0	1	1	0	0	0	0	0	0	1	0.00
17	KALYUZHNY Aleksei	F	9	1	1	2	0	-7	0	0	1	0	12	8.33
18	ANTONENKO Oleg	F	9	1	1	2	8	-10	0	0	0	0	18	5.56
19	ZANKAVETS Eduard	F	4	0	0	0	0	-3	0	0	0	0	1	0.00
21	MIKULCHIK Oleg	D	9	1	0	1	14	-7	1	0	1	0	3	33.33
23	SALEI Ruslan	D	6	2	1	3	4	-6	0	0	1	0	12	16.67
24	DUDIK Dmitry	F	9	2	1	3	6	-4	0	0	1	0	13	15.38
26	STAS Serguei	D	9	0	1	1	16	-4	0	0	0	0	7	0.00
27	ZHURIK Aleksandr	D	9	0	1	1	6	-3	0	0	0	0	6	0.00
28	KOLTSOV Konstantin	F	2	0	0	0	0	0	0	0	0	0	8	0.00
29	TSYPLAKOV Vladimir	F	8	1	3	4	4	-5	1	0	1	0	13	7.69
30	KOPAT Vladimir	D	8	1	1	2	4	0	1	0	0	0	6	16.67
32	PANKOV Dmitry	F	9	3	1	4	2	-7	0	0	0	0	16	18.75
37	RASOLKO Andrei	F	9	1	1	2	0	-5	0	0	1	0	14	7.14

Goalkeepers

No.	Name	GPT	GKD	GP	MIP	MIP%	GA	SVS	SOG	SVS%	GAA	SO	W	T	L
2	SHABANOV Sergei	9	8	6	230:05	42.61	14	116	130	89.23	3.65	1	2	0	2
31	MEZIN Andrei	9	9	7	309:55	57.39	28	185	213	86.85	5.42	0	1	0	4
33	FATIKOV Leonid	9	1	0	0:00	0.00	0	0	0	0.00	0.00	0	0	0	0

LEGEND

A	Assists	MIP	Minutes and seconds played	S	Shots
G	Goals	MIP%	MIP in percentage	SG%	Percentage of goals from total shots
GA	Goals against	No.	Player number	SHG	Shorthanded goals
GAA	Goals against average per 60 minutes	PIM	Penalties in minutes	SO	Shutouts
GKD	Goalkeeper dressed	Pos.	Position	SOG	Shots on goal
GP	Number of games played		D - Defense	SVS	Saves
GPT	Number of games played by team		F - Forward	SVS%	SVS in percentage from total SOG
GTG	Game tying goals	PPG	Power play goals	T	Number of games tied
GWG	Game winning goals	PTS	Points	W	Number of games won
L	Number of games lost	+/-	Net result of positive and negative participation		



ICE HOCKEY MEN
HOCKEY SUR GLACE HOMMES

As of Game 30 / Après le 30e match

Germany (GER)

Players

No.	Name	Pos.	GP	G	A	PTS	PIM	+/-	GWG	GTG	PPG	SHG	S	SG%
6	MAYR Jorg	D	1	0	0	0	0	1	0	0	0	0	0	0.00
10	EHRHOFF Christian	D	7	0	0	0	8	-2	0	0	0	0	10	0.00
12	LUDEMANN Mirko	D	4	0	1	1	0	0	0	0	0	0	4	0.00
13	SCHUBERT Christoph	D	7	0	1	1	6	-4	0	0	0	0	6	0.00
16	HYNES Wayne	F	7	0	0	0	6	0	0	0	0	0	4	0.00
17	HECHT Jochen	F	4	1	1	2	2	-8	0	0	1	0	10	10.00
18	LOTH Andreas	F	7	2	0	2	0	1	1	0	0	0	10	20.00
19	STURM Marco	F	5	0	1	1	0	-1	0	0	0	0	12	0.00
20	RUMRICH Jurgen	F	7	1	0	1	0	-7	1	0	0	1	8	12.50
21	USTORF Stefan	F	7	2	1	3	2	-8	0	0	0	0	7	28.57
22	REICHEL Martin	F	7	1	0	1	0	0	0	0	0	0	4	25.00
26	KREUTZER Daniel	F	7	0	0	0	0	-1	0	0	0	0	9	0.00
27	ABSTREITER Tobias	F	7	0	2	2	0	0	0	0	0	0	5	0.00
31	RENZ Andreas	D	7	0	0	0	8	-1	0	0	0	0	1	0.00
36	GOLDMANN Erich	D	7	0	0	0	27	-2	0	0	0	0	5	0.00
41	KUNCE Daniel	D	7	0	1	1	43	-1	0	0	0	0	9	0.00
48	SOCCIO Leonard	F	7	3	3	6	8	3	1	0	0	0	14	21.43
49	KATHAN Klaus	F	7	3	2	5	0	3	0	0	0	0	10	30.00
75	MORCZINIETZ Andreas	F	3	0	2	2	0	2	0	0	0	0	3	0.00
81	MACKAY Mark	F	7	0	3	3	2	1	0	0	0	0	4	0.00
83	BENDA Jan	F	7	1	0	1	2	-4	0	0	1	0	11	9.09
84	SEIDENBERG Dennis	D	7	1	1	2	4	2	0	0	1	0	10	10.00

Goalkeepers

No.	Name	GPT	GKD	GP	MIP	MIP%	GA	SVS	SOG	SVS%	GAA	SO	W	T	L
33	SELIGER Marc	7	6	6	302:11	71.95	15	154	169	91.12	2.98	1	3	0	2
47	KUNAST Christian	7	6	2	39:30	9.40	7	18	25	72.00	10.63	0	0	0	2
80	MULLER Robert	7	2	2	78:15	18.63	4	40	44	90.91	3.07	0	0	0	0

LEGEND

A	Assists	MIP	Minutes and seconds played	S	Shots
G	Goals	MIP%	MIP in percentage	SG%	Percentage of goals from total shots
GA	Goals against	No.	Player number	SHG	Shorthanded goals
GAA	Goals against average per 60 minutes	PIM	Penalties in minutes	SO	Shutouts
GKD	Goalkeeper dressed	Pos.	Position	SOG	Shots on goal
GP	Number of games played		D - Defense	SVS	Saves
GPT	Number of games played by team		F - Forward	SVS%	SVS in percentage from total SOG
GTG	Game tying goals	PPG	Power play goals	T	Number of games tied
GWG	Game winning goals	PTS	Points	W	Number of games won
L	Number of games lost	+/-	Net result of positive and negative participation		



ICE HOCKEY MEN
HOCKEY SUR GLACE HOMMES

As of Game 35 / Après le 35e match

Canada (CAN)

Players

No.	Name	Pos.	GP	G	A	PTS	PIM	+/-	GWG	GTG	PPG	SHG	S	SG%
2	MACINNIS Al	D	6	0	0	0	8	3	0	0	0	0	16	0.00
3	BREWER Eric	D	6	2	0	2	0	0	1	0	0	0	6	33.33
4	BLAKE Rob	D	6	1	2	3	2	2	0	0	0	0	18	5.56
9	KARIYA Paul	F	6	3	1	4	0	5	0	0	1	0	21	14.29
11	NOLAN Owen	F	6	0	3	3	2	-2	0	0	0	0	11	0.00
12	IGINLA Jarome	F	6	3	1	4	0	4	0	0	0	0	19	15.79
14	SHANAHAN Brendan	F	6	0	1	1	0	-1	0	0	0	0	11	0.00
19	YZERMAN Steve	F	6	2	4	6	2	4	1	0	0	0	9	22.22
21	GAGNE Simon	F	6	1	3	4	0	5	0	0	0	1	10	10.00
25	NIEUWENDYK Joe	F	6	1	1	2	0	0	0	1	0	0	10	10.00
27	NIEDERMAYER Scott	D	6	1	1	2	4	5	0	0	1	0	6	16.67
37	PECA Mike	F	6	0	2	2	2	0	0	0	0	0	9	0.00
44	PRONGER Chris	D	6	0	1	1	2	2	0	0	0	0	9	0.00
52	FOOTE Adam	D	6	1	0	1	2	1	1	0	0	0	7	14.29
55	JOVANOVSKI Ed	D	6	0	3	3	4	1	0	0	0	0	6	0.00
66	LEMIEUX Mario	F	5	2	4	6	0	4	0	0	0	0	9	22.22
74	FLEURY Theo	F	6	0	2	2	6	1	0	0	0	0	16	0.00
88	LINDROS Eric	F	6	1	0	1	8	-3	0	0	1	0	8	12.50
91	SAKIC Joe	F	6	4	3	7	0	6	1	0	1	0	20	20.00
94	SMYTH Ryan	F	6	0	1	1	0	-4	0	0	0	0	11	0.00

Goalkeepers

No.	Name	GPT	GKD	GP	MIP	MIP%	GA	SVS	SOG	SVS%	GAA	SO	W	T	L
20	BELFOUR Ed	6	1	0	0:00	0.00	0	0	0	0.00	0.00	0	0	0	0
30	BRODEUR Martin	6	6	5	300:00	83.33	9	100	109	91.74	1.80	0	4	1	0
31	JOSEPH Curtis	6	5	1	60:00	16.67	5	20	25	80.00	5.00	0	0	0	1

LEGEND

A	Assists	MIP	Minutes and seconds played	S	Shots
G	Goals	MIP%	MIP in percentage	SG%	Percentage of goals from total shots
GA	Goals against	No.	Player number	SHG	Shorthanded goals
GAA	Goals against average per 60 minutes	PIM	Penalties in minutes	SO	Shutouts
GKD	Goalkeeper dressed	Pos.	Position	SOG	Shots on goal
GP	Number of games played		D - Defense	SVS	Saves
GPT	Number of games played by team		F - Forward	SVS%	SVS in percentage from total SOG
GTG	Game tying goals	PPG	Power play goals	T	Number of games tied
GWG	Game winning goals	PTS	Points	W	Number of games won
L	Number of games lost	+/-	Net result of positive and negative participation		



ICE HOCKEY MEN
HOCKEY SUR GLACE HOMMES

As of Game 29 / Après le 29e match

Czech Republic (CZE)

Players

No.	Name	Pos.	GP	G	A	PTS	PIM	+/-	GWG	GTG	PPG	SHG	S	SG%
4	HAMRLIK Roman	D	4	0	1	1	2	4	0	0	0	0	5	0.00
6	SPACEK Jaroslav	D	4	0	0	0	0	1	0	0	0	0	7	0.00
9	HAVLAT Martin	F	4	3	1	4	27	1	0	0	0	0	7	42.86
10	PATERA Pavel	F	4	0	0	0	2	-1	0	0	0	0	3	0.00
13	KUBINA Pavel	D	4	0	1	1	0	1	0	0	0	0	7	0.00
15	KABERLE Tomas	D	4	0	1	1	2	-3	0	0	0	0	6	0.00
16	CAJANEK Petr	F	4	0	0	0	0	-2	0	0	0	0	1	0.00
17	SYKORA Petr	F	4	1	0	1	0	3	0	0	0	0	13	7.69
19	DVORAK Radek	F	4	0	0	0	0	-3	0	0	0	0	5	0.00
20	LANG Robert	F	4	1	2	3	2	3	0	0	1	0	11	9.09
21	REICHEL Robert	F	4	1	0	1	2	-2	0	0	1	0	16	6.25
24	HEJDUK Milan	F	4	1	0	1	0	-2	1	0	1	0	5	20.00
25	ELIAS Patrik	F	4	1	1	2	0	3	0	0	0	0	9	11.11
26	RUCINSKY Martin	F	4	0	3	3	2	-2	0	0	0	0	7	0.00
29	SYKORA Michal	D	4	0	0	0	0	-1	0	0	0	0	0	0.00
30	DOPITA Jiri	F	4	2	2	4	2	3	0	0	0	0	13	15.38
38	HRDINA Jan	F	4	0	0	0	0	-1	0	0	0	0	2	0.00
41	SKOULA Martin	D	4	0	0	0	0	3	0	0	0	0	2	0.00
42	SMEHLIK Richard	D	4	0	0	0	4	-3	0	0	0	0	3	0.00
68	JAGR Jaromir	F	4	2	3	5	4	3	0	0	1	0	18	11.11

Goalkeepers

No.	Name	GPT	GKD	GP	MIP	MIP%	GA	SVS	SOG	SVS%	GAA	SO	W	T	L
3	HNILICKA Milan	4	0	0	0:00	0.00	0	0	0	0.00	0.00	0	0	0	0
23	CECHMANEK Roman	4	4	0	0:00	0.00	0	0	0	0.00	0.00	0	0	0	0
39	HASEK Dominik	4	4	4	239:00	99.58	8	97	105	92.38	2.01	0	1	1	2

LEGEND

A	Assists	MIP	Minutes and seconds played	S	Shots
G	Goals	MIP%	MIP in percentage	SG%	Percentage of goals from total shots
GA	Goals against	No.	Player number	SHG	Shorthanded goals
GAA	Goals against average per 60 minutes	PIM	Penalties in minutes	SO	Shutouts
GKD	Goalkeeper dressed	Pos.	Position	SOG	Shots on goal
GP	Number of games played		D - Defense	SVS	Saves
GPT	Number of games played by team		F - Forward	SVS%	SVS in percentage from total SOG
GTG	Game tying goals	PPG	Power play goals	T	Number of games tied
GWG	Game winning goals	PTS	Points	W	Number of games won
L	Number of games lost	+/-	Net result of positive and negative participation		



ICE HOCKEY MEN
HOCKEY SUR GLACE HOMMES

As of Game 31 / Après le 31e match

Finland (FIN)

Players

No.	Name	Pos.	GP	G	A	PTS	PIM	+/-	GWG	GTG	PPG	SHG	S	SG%
4	TIMONEN Kimmo	D	4	0	1	1	2	-1	0	0	0	0	7	0.00
5	SALO Sami	D	4	0	0	0	0	-1	0	0	0	0	5	0.00
6	VAANANEN Ossi	D	2	0	1	1	0	-1	0	0	0	0	0	0.00
7	BERG Aki-Petteri	D	4	1	0	1	2	1	0	0	0	0	2	50.00
8	SELANNE Teemu	F	4	3	0	3	2	0	1	0	1	0	18	16.67
10	NIEMINEN Ville	D	4	0	1	1	2	1	0	0	0	0	1	0.00
12	JOKINEN Olli	F	4	2	1	3	0	4	0	0	0	0	5	40.00
14	HELMINEN Raimo	F	4	0	1	1	0	2	0	0	0	0	3	0.00
16	HAGMAN Niklas	F	4	1	2	3	0	0	0	0	0	0	5	20.00
17	KALLIO Tomi	F	4	1	2	3	2	3	0	0	0	0	16	6.25
21	LUMME Jyrki	D	4	0	1	1	0	3	0	0	0	0	5	0.00
22	ELORANTA Mikko	F	4	2	0	2	2	0	1	0	0	0	5	40.00
24	KAPANEN Sami	F	4	1	2	3	4	-2	0	0	0	0	9	11.11
26	LEHTINEN Jere	F	4	1	2	3	2	-1	0	0	1	0	10	10.00
27	NUMMINEN Teppo	D	4	0	1	1	0	1	0	0	0	0	6	0.00
36	YLONEN Juha	F	4	0	1	1	2	0	0	0	0	0	2	0.00
37	RUUTU Jarkko	F	4	0	0	0	4	1	0	0	0	0	4	0.00
41	AALTO Antti	F	4	0	0	0	4	-3	0	0	0	0	1	0.00
42	LIND Juha	F	4	0	0	0	0	1	0	0	0	0	2	0.00
44	NIINIMAA Janne	D	4	0	3	3	2	2	0	0	0	0	4	0.00

Goalkeepers

No.	Name	GPT	GKD	GP	MIP	MIP%	GA	SVS	SOG	SVS%	GAA	SO	W	T	L
30	NURMINEN Pasi	4	4	1	60:00	25.00	1	20	21	95.24	1.00	0	1	0	0
31	MARKKANEN Jussi	4	1	0	0:00	0.00	0	0	0	0.00	0.00	0	0	0	0
35	HURME Jani	4	3	3	179:10	74.65	9	90	99	90.91	3.01	0	1	0	2

LEGEND

A	Assists	MIP	Minutes and seconds played	S	Shots
G	Goals	MIP%	MIP in percentage	SG%	Percentage of goals from total shots
GA	Goals against	No.	Player number	SHG	Shorthanded goals
GAA	Goals against average per 60 minutes	PIM	Penalties in minutes	SO	Shutouts
GKD	Goalkeeper dressed	Pos.	Position	SOG	Shots on goal
GP	Number of games played		D - Defense	SVS	Saves
GPT	Number of games played by team		F - Forward	SVS%	SVS in percentage from total SOG
GTG	Game tying goals	PPG	Power play goals	T	Number of games tied
GWG	Game winning goals	PTS	Points	W	Number of games won
L	Number of games lost	+/-	Net result of positive and negative participation		

#31 MARKKANEN Jussi has been lowered 1 participation



ICE HOCKEY MEN
HOCKEY SUR GLACE HOMMES

As of Game 34 / Après le 34e match

Russia (RUS)

Players

No.	Name	Pos.	GP	G	A	PTS	PIM	+/-	GWG	GTG	PPG	SHG	S	SG%
2	MIRONOV Boris	D	6	1	0	1	2	3	1	0	0	0	11	9.09
5	MARKOV Daniil	D	5	0	1	1	0	4	0	0	0	0	7	0.00
7	TVERDOVSKY Oleg	D	6	1	1	2	0	5	1	0	1	0	12	8.33
8	LARIONOV Igor	F	6	0	3	3	4	3	0	0	0	0	5	0.00
10	BURE Pavel	F	6	2	1	3	8	2	0	0	0	0	27	7.41
11	KASPARAITIS Darius	D	6	1	0	1	4	3	0	0	0	0	6	16.67
12	KVASHA Oleg	F	5	0	0	0	0	1	0	0	0	0	3	0.00
13	ZHAMNOV Alexei	F	6	1	0	1	4	3	0	0	1	0	10	10.00
14	SAMSONOV Sergei	F	6	1	2	3	4	1	0	0	0	0	7	14.29
20	BURE Valeri	F	6	1	0	1	2	2	0	0	1	0	10	10.00
23	MALAKHOV Vladimir	D	6	1	3	4	4	4	0	0	0	0	8	12.50
26	DATSYUK Pavel	F	6	1	2	3	0	4	0	0	0	0	9	11.11
27	KOVALEV Alexei	F	6	3	1	4	4	6	0	0	0	0	7	42.86
29	KRAVTCHOUK Igor	D	6	0	2	2	0	-1	0	0	0	0	3	0.00
33	NIKOLISHIN Andrei	F	6	0	1	1	6	0	0	0	0	0	6	0.00
55	GONCHAR Sergei	D	6	0	0	0	2	0	0	0	0	0	7	0.00
61	AFINOGENOV Maxim	F	6	2	2	4	4	2	1	0	0	0	10	20.00
71	KOVALCHUK Ilya	F	6	1	2	3	14	-1	0	0	0	0	18	5.56
79	YASHIN Alexei	F	6	1	1	2	0	1	0	0	0	0	10	10.00
91	FEDOROV Sergei	F	6	2	2	4	4	3	0	0	1	0	23	8.70

Goalkeepers

No.	Name	GPT	GKD	GP	MIP	MIP%	GA	SVS	SOG	SVS%	GAA	SO	W	T	L
30	BRYZGALOV Ilya	6	0	0	0:00	0.00	0	0	0	0.00	0.00	0	0	0	0
31	PODOMATSKY Yegor	6	6	0	0:00	0.00	0	0	0	0.00	0.00	0	0	0	0
35	KHABIBULIN Nikolai	6	6	6	359:12	99.78	14	186	200	93.00	2.34	1	3	1	2

LEGEND

A	Assists	MIP	Minutes and seconds played	S	Shots
G	Goals	MIP%	MIP in percentage	SG%	Percentage of goals from total shots
GA	Goals against	No.	Player number	SHG	Shorthanded goals
GAA	Goals against average per 60 minutes	PIM	Penalties in minutes	SO	Shutouts
GKD	Goalkeeper dressed	Pos.	Position	SOG	Shots on goal
GP	Number of games played		D - Defense	SVS	Saves
GPT	Number of games played by team		F - Forward	SVS%	SVS in percentage from total SOG
GTG	Game tying goals	PPG	Power play goals	T	Number of games tied
GWG	Game winning goals	PTS	Points	W	Number of games won
L	Number of games lost	+/-	Net result of positive and negative participation		



ICE HOCKEY MEN
HOCKEY SUR GLACE HOMMES

As of Game 28 / Après le 28e match

Sweden (SWE)

Players

No.	Name	Pos.	GP	G	A	PTS	PIM	+/-	GWG	GTG	PPG	SHG	S	SG%
2	OHLUND Mattias	D	4	0	2	2	2	1	0	0	0	0	5	0.00
3	JOHNSSON Kim	D	4	1	1	2	0	-2	0	0	1	0	7	14.29
4	OLAUSSEN Fredrik	D	4	0	0	0	2	5	0	0	0	0	7	0.00
5	LIDSTROM Nicklas	D	4	1	5	6	0	2	0	0	1	0	17	5.88
10	RAGNARSSON Marcus	D	4	0	2	2	2	3	0	0	0	0	1	0.00
11	ALFREDSSON Daniel	F	4	1	4	5	2	4	0	0	0	0	12	8.33
12	AXELSSON Per-Johan	F	4	0	0	0	2	-1	0	0	0	0	5	0.00
13	SUNDIN Mats	F	4	5	4	9	10	4	3	0	0	0	9	55.56
14	NORSTROM Mattias	D	4	0	0	0	0	0	0	0	0	0	1	0.00
17	JOHANSSON Mathias	F	4	1	0	1	0	-2	0	0	0	0	7	14.29
19	RENBORG Mikael	F	4	1	0	1	4	2	0	0	0	0	9	11.11
20	ARVEDSON Magnus	F	4	0	0	0	0	1	0	0	0	0	1	0.00
22	DAHLEN Ulf	F	4	1	2	3	0	2	0	0	1	0	14	7.14
24	SUNDSTROM Niklas	F	4	1	3	4	0	2	0	0	0	0	6	16.67
29	JONSSON Kenny	D	3	1	0	1	2	1	0	0	0	0	1	100.00
40	ZETTERBERG Henrik	F	4	0	1	1	0	2	0	0	0	0	5	0.00
42	JONSSON Jorgen	F	4	0	0	0	4	2	0	0	0	0	3	0.00
91	NASLUND Markus	F	4	2	1	3	0	1	0	0	1	0	15	13.33
92	NYLANDER Michael	F	4	1	2	3	0	1	0	0	1	0	8	12.50
96	HOLMSTROM Tomas	F	4	1	0	1	2	-2	0	0	1	0	5	20.00

Goalkeepers

No.	Name	GPT	GKD	GP	MIP	MIP%	GA	SVS	SOG	SVS%	GAA	SO	W	T	L
1	HEDBERG Johan	4	4	1	60:00	25.00	1	19	20	95.00	1.00	0	1	0	0
32	TELLQVIST Mikael	4	0	0	0:00	0.00	0	0	0	0.00	0.00	0	0	0	0
35	SALO Tommy	4	4	3	179:03	74.60	7	85	92	92.39	2.35	0	2	0	1

LEGEND

A	Assists	MIP	Minutes and seconds played	S	Shots
G	Goals	MIP%	MIP in percentage	SG%	Percentage of goals from total shots
GA	Goals against	No.	Player number	SHG	Shorthanded goals
GAA	Goals against average per 60 minutes	PIM	Penalties in minutes	SO	Shutouts
GKD	Goalkeeper dressed	Pos.	Position	SOG	Shots on goal
GP	Number of games played		D - Defense	SVS	Saves
GPT	Number of games played by team		F - Forward	SVS%	SVS in percentage from total SOG
GTG	Game tying goals	PPG	Power play goals	T	Number of games tied
GWG	Game winning goals	PTS	Points	W	Number of games won
L	Number of games lost	+/-	Net result of positive and negative participation		



ICE HOCKEY MEN
HOCKEY SUR GLACE HOMMES

As of Game 35 / Après le 35e match

USA (USA)

Players

No.	Name	Pos.	GP	G	A	PTS	PIM	+/-	GWG	GTG	PPG	SHG	S	SG%
2	LEETCH Brian	D	6	0	5	5	0	2	0	0	0	0	15	0.00
3	RAFALSKI Brian	D	6	1	2	3	2	4	0	0	1	0	7	14.29
5	POTI Tom	D	6	0	1	1	4	2	0	0	0	0	6	0.00
6	HOUSLEY Phil	D	6	1	4	5	0	5	1	0	1	0	12	8.33
7	TKACHUK Keith	F	5	2	0	2	2	2	0	0	1	0	8	25.00
9	MODANO Mike	F	6	0	6	6	4	2	0	0	0	0	13	0.00
10	LECLAIR John	F	6	6	1	7	4	2	1	0	2	0	18	33.33
11	AMONTE Tony	F	6	2	2	4	0	4	0	0	0	0	16	12.50
12	ROLSTON Brian	F	6	0	3	3	0	3	0	0	0	0	15	0.00
13	GUERIN Bill	F	6	4	0	4	4	1	0	0	1	0	11	36.36
16	HULL Brett	F	6	3	5	8	6	4	0	1	0	0	25	12.00
18	DRURY Chris	F	6	0	0	0	0	2	0	0	0	0	11	0.00
20	SUTER Gary	D	6	0	1	1	2	3	0	0	0	0	14	0.00
24	CHELIOS Chris	D	6	1	0	1	4	6	0	0	0	0	8	12.50
28	DEADMARSH Adam	F	6	1	1	2	2	3	0	0	0	1	7	14.29
33	MILLER Aaron	D	6	0	0	0	4	0	0	0	0	0	4	0.00
39	WEIGHT Doug	F	6	0	3	3	4	2	0	0	0	0	13	0.00
48	YOUNG Scott	F	6	4	0	4	2	2	1	0	1	0	12	33.33
61	YORK Mike	F	6	0	1	1	0	3	0	0	0	0	4	0.00
97	ROENICK Jeremy	F	6	1	4	5	2	2	1	0	1	0	8	12.50

Goalkeepers

No.	Name	GPT	GKD	GP	MIP	MIP%	GA	SVS	SOG	SVS%	GAA	SO	W	T	L
1	DUNHAM Mike	6	5	1	60:00	16.67	0	23	23	100.00	0.00	1	1	0	0
30	BARRASSO Tom	6	3	1	60:00	16.67	1	12	13	92.31	1.00	0	1	0	0
35	RICHTER Mike	6	4	4	240:00	66.67	9	123	132	93.18	2.25	1	2	1	1

LEGEND

A	Assists	MIP	Minutes and seconds played	S	Shots
G	Goals	MIP%	MIP in percentage	SG%	Percentage of goals from total shots
GA	Goals against	No.	Player number	SHG	Shorthanded goals
GAA	Goals against average per 60 minutes	PIM	Penalties in minutes	SO	Shutouts
GKD	Goalkeeper dressed	Pos.	Position	SOG	Shots on goal
GP	Number of games played		D - Defense	SVS	Saves
GPT	Number of games played by team		F - Forward	SVS%	SVS in percentage from total SOG
GTG	Game tying goals	PPG	Power play goals	T	Number of games tied
GTG	Game winning goals	PTS	Points	W	Number of games won
L	Number of games lost	+/-	Net result of positive and negative participation		



ICE HOCKEY MEN
HOCKEY SUR GLACE HOMMES

As of 24 Feb 2002 / En date du 24 Fev 2002

Final Round

Game Group	Teams	Venue	Date	Time	Results	1	2	3	OT	GWS
16 D	RUS - BLR	E Center	15 FEB	11:05	6 - 4	3 - 1	1 - 2	2 - 1		
17 C	CAN - SWE	E Center	15 FEB	16:10	2 - 5	1 - 1	0 - 4	1 - 0		
18 C	CZE - GER	Peaks	15 FEB	19:00	8 - 2	3 - 0	3 - 1	2 - 1		
19 D	FIN - USA	E Center	15 FEB	20:46	0 - 6	0 - 0	0 - 3	0 - 3		
20 D	FIN - BLR	E Center	16 FEB	16:45	8 - 1	3 - 0	3 - 0	2 - 1		
21 D	USA - RUS	E Center	16 FEB	21:31	2 - 2	0 - 0	1 - 1	1 - 1		
22 C	SWE - CZE	E Center	17 FEB	16:05	2 - 1	1 - 0	1 - 1	0 - 0		
23 C	CAN - GER	Peaks	17 FEB	19:00	3 - 2	0 - 0	3 - 0	0 - 2		
24 D	BLR - USA	E Center	18 FEB	11:05	1 - 8	1 - 0	0 - 3	0 - 5		
25 D	RUS - FIN	Peaks	18 FEB	13:30	1 - 3	1 - 0	0 - 2	0 - 1		
26 C	CZE - CAN	E Center	18 FEB	16:10	3 - 3	1 - 1	1 - 1	1 - 1		
27 C	GER - SWE	Peaks	18 FEB	19:00	1 - 7	0 - 3	0 - 3	1 - 1		

Standings

Group C										Group D								
R	Team	GP	W	T	L	GF:GA	GDF	PTS		R	Team	GP	W	T	L	GF:GA	GDF	PTS
1	SWE	3	3	0	0	14 4	10	6		1	USA	3	2	1	0	16 3	13	5
2	CZE	3	1	1	1	12 7	5	3		2	FIN	3	2	0	1	11 8	3	4
3	CAN	3	1	1	1	8 10	-2	3		3	RUS	3	1	1	1	9 9	0	3
4	GER	3	0	0	3	5 18	-13	0		4	BLR	3	0	0	3	6 22	-16	0

Play-Off

Game	Teams	Venue	Date	Time	Results	1	2	3	OT	GWS
28	SWE - BLR	E Center	20 FEB	11:05	3 - 4	1 - 2	1 - 0	1 - 2		
29	CZE - RUS	Peaks	20 FEB	13:30	0 - 1	0 - 0	0 - 1	0 - 0		
30	USA - GER	E Center	20 FEB	16:01	5 - 0	1 - 0	4 - 0	0 - 0		
31	FIN - CAN	E Center	20 FEB	20:15	1 - 2	0 - 1	1 - 1	0 - 0		
32	CAN - BLR	E Center	22 FEB	12:00	7 - 1	2 - 1	2 - 0	3 - 0		
33	RUS - USA	E Center	22 FEB	16:20	2 - 3	0 - 1	0 - 2	2 - 0		
34	BLR - RUS	E Center	23 FEB	12:15	2 - 7	1 - 2	1 - 2	0 - 3		
35	USA - CAN	E Center	24 FEB	13:00	2 - 5	1 - 2	1 - 1	0 - 2		

28	SWE - BLR	3 - 4	32	CAN - BLR	7 - 1	1	CAN
31	FIN - CAN	1 - 2				2	USA
						3	RUS
						4	BLR
						5	CZE
						5	FIN
						5	GER
						5	SWE
						9	LAT
						10	UKR
						11	SUI
						12	AUT
						13	SVK
						14	FRA

LEGEND

1	Period 1	GDF	Goal difference	PTS	Points
2	Period 2	GF	Goals for	R	Ranking
3	Period 3	GWS	Game winning shot	T	Number of games tied
GA	Goals against	L	Number of games lost	W	Number of games won
GP	Number of games played	OT	Overtime		



TEAM STATISTICS / STATISTIQUES DES ÉQUIPES

ICE HOCKEY MEN HOCKEY SUR GLACE HOMMES

As of 24 Feb 2002 / En date du 24 Fev 2002

(Ranked by highest SG% / highest GP)						(Ranked by highest PP% / highest GP)							(Ranked by highest PK% / highest GP)						
Scoring Efficiency						Power Play							Penalty Killing						
R Team	GP	GF	SSG	S	SG%	R Team	GP	ADV	PPGF	PP%	TPP	M:S	R Team	GP	DVG	PPGA	PK%	TSH	M:S
1 LAT	4	20	84	104	19.23	1 SWE	4	18	6	33.33	26:27	4:24	1 CZE	4	14	1	92.86	24:04	24:04
2 SWE	4	17	121	138	12.32	2 USA	6	25	8	32.00	44:30	5:33	2 AUT	4	23	2	91.30	40:32	20:16
3 USA	6	26	201	227	11.45	3 CZE	4	15	4	26.67	27:33	6:53	3 FIN	4	14	2	85.71	25:08	12:34
4 FIN	4	12	98	110	10.91	4 LAT	4	19	5	26.32	33:34	6:42	=3 SUI	4	14	2	85.71	25:44	12:52
5 UKR	4	11	90	101	10.89	5 CAN	6	16	4	25.00	32:12	8:03	=3 SWE	4	14	2	85.71	21:34	10:47
6 SVK	4	15	127	142	10.56	6 BLR	9	34	8	23.53	63:11	7:53	6 USA	6	20	3	85.00	38:27	12:49
7 GER	7	15	141	156	9.62	7 RUS	6	23	4	17.39	39:59	9:59	7 LAT	4	20	3	85.00	35:29	11:49
8 RUS	6	19	180	199	9.55	8 SVK	4	23	4	17.39	37:55	9:28	8 SVK	4	18	3	83.33	29:16	9:45
9 CAN	6	22	210	232	9.48	9 UKR	4	19	3	15.79	33:01	11:00	9 CAN	6	17	3	82.35	32:52	10:57
10 BLR	9	18	180	198	9.09	10 SUI	4	20	3	15.00	38:14	12:44	10 UKR	4	22	4	81.82	46:35	11:38
11 SUI	4	11	115	126	8.73	11 FIN	4	14	2	14.29	25:08	12:34	11 BLR	9	43	8	81.40	77:04	9:38
12 CZE	4	12	128	140	8.57	12 GER	7	25	3	12.00	43:49	14:36	12 GER	7	29	9	68.97	55:51	6:12
13 FRA	4	7	87	94	7.45	13 AUT	4	21	2	9.52	39:44	19:52	13 RUS	6	23	8	65.22	39:48	4:58
14 AUT	4	8	136	144	5.56	=13 FRA	4	21	2	9.52	36:34	18:17	14 FRA	4	22	8	63.64	29:27	3:40

(Ranked by highest SVS%)										
Goalkeeping										
R Team	GP	GA	SVS	SOG	SVS%	GAA	SHGA	PPGA	SO	ENG
1 USA	6	10	158	168	94.05	1.67	0	3	2	0
2 RUS	6	14	186	200	93.00	2.33	0	8	1	0
3 SWE	4	8	104	112	92.86	2.00	1	2	0	0
4 CZE	4	8	97	105	92.38	2.00	0	1	0	0
5 SUI	4	10	116	126	92.06	2.50	1	2	0	0
6 FIN	4	10	110	120	91.67	2.50	0	2	0	0
7 CAN	6	14	120	134	89.55	2.33	0	3	0	0
8 GER	7	26	212	238	89.08	3.71	0	9	1	0
9 UKR	4	14	111	125	88.80	3.50	0	4	0	0
10 LAT	4	14	104	118	88.14	3.50	0	3	0	0
11 BLR	9	42	301	343	87.76	4.67	2	8	1	0
12 FRA	4	17	118	135	87.41	4.25	1	8	0	0
13 AUT	4	13	84	97	86.60	3.25	1	2	0	1
14 SVK	4	13	77	90	85.56	3.25	1	3	0	1

(Ranked by highest PIM)										
Penalties										
R Team	GP	2	5	10	GM	MP	PIM	PAVG		
1 GER	7	34	2	0	2	0	118	16:51		
2 BLR	9	53	0	0	0	0	106	11:46		
3 UKR	4	37	0	1	0	0	84	21:00		
4 RUS	6	29	0	1	0	0	68	11:20		
5 AUT	4	26	0	1	0	0	62	15:30		
6 SVK	4	21	0	1	0	0	52	13:00		
7 FRA	4	25	0	0	0	0	50	12:30		
8 CZE	4	12	1	0	1	0	49	12:15		
9 SUI	4	23	0	0	0	0	46	11:30		
=9 USA	6	23	0	0	0	0	46	7:40		
11 LAT	4	22	0	0	0	0	44	11:00		
12 CAN	6	21	0	0	0	0	42	7:00		
13 SWE	4	16	0	0	0	0	32	8:00		
14 FIN	4	15	0	0	0	0	30	7:30		



(Ranked by highest NET / lowest GP)

Shorthanded Goals					
R	Team	GP	SHGF	SHGA	NET
1	UKR	4	1	0	1
2	CAN	6	1	0	1
=2	USA	6	1	0	1
4	GER	7	1	0	1
5	CZE	4	0	0	0
=5	FIN	4	0	0	0
=5	LAT	4	0	0	0
=5	SUI	4	1	1	0
=5	SVK	4	1	1	0
10	RUS	6	0	0	0
11	AUT	4	0	1	-1
=11	FRA	4	0	1	-1
=11	SWE	4	0	1	-1
14	BLR	9	1	2	-1

Total number of spectators: 268139

Average of spectators per game: 7661

LEGEND

2	2 minute penalties	GP	Number of games played	S	Shots
5	5 minute penalties	MP	Match penalties	SG%	Percentage of goals from total shots
10	10 minute penalties	M:S	Average time in min:sec	SHGA	Shorthanded goals against
ADV	Advantage (times on power play)	NET	SHGF - SHGA	SHGF	Shorthanded goals for
AVG	Average	PAVG	PIM in average per game	SO	Shutouts
DVG	Disadvantage (times shorthanded)	PIM	Penalties in minutes	SOG	Shots on goal
ENG	Empty net goal	PK%	Penalty killing percentage	SSG	Shot saved by goalkeeper
GA	Goals against	PPGA	Power play goals against	SVS	Saves
GAA	Goals against average per 60 minutes	PPGF	Power play goals for	SVS%	SVS in percentage from total SOG
GF	Goals for	PP%	Power play eff. in percentage	TPP	Time on power play
GM	Game/Gross misconducts	R	Ranking	TSH	Time shorthanded



GOALKEEPERS / GARDIENS DE BUT

ICE HOCKEY MEN
HOCKEY SUR GLACE HOMMES

As of 24 Feb 2002 / En date du 24 Feb 2002

As of Game 35 / Après le 35e match

(Ranked by highest SVS% / lowest GAA / highest GP)

R	Name	NOC	GKD	GP	MIP	MIP%	SOG	GA	SVS	SVS%	GAA	PPGA	SHGA	SO
1	GERBER Martin	SUI	4	3	157:44	65.72	95	4	91	95.79	1.52	0	0	0
2	RICHTER Mike	USA	4	4	240:00	66.67	132	9	123	93.18	2.25	3	0	1
3	KHABIBULIN Nikolai	RUS	6	6	359:12	99.78	200	14	186	93.00	2.34	8	0	1
4	SALO Tommy	SWE	4	3	179:03	74.60	92	7	85	92.39	2.35	1	1	0
5	HASEK Dominik	CZE	4	4	239:00	99.58	105	8	97	92.38	2.01	1	0	0
6	BRODEUR Martin	CAN	6	5	300:00	83.33	109	9	100	91.74	1.80	2	0	0
7	SELIGER Marc	GER	6	6	302:11	71.95	169	15	154	91.12	2.98	5	0	1
8	HURME Jani	FIN	3	3	179:10	74.65	99	9	90	90.91	3.01	1	0	0
9	SIMCHUK Kostyantyn	UKR	4	3	174:00	72.50	91	9	82	90.11	3.10	2	0	0
10	SHABANOV Sergei	BLR	8	6	230:05	42.61	130	14	116	89.23	3.65	4	1	1
11	NAUMOVVS Sergejs	LAT	4	3	180:00	75.00	89	10	79	88.76	3.33	3	0	0
12	HUET Cristobal	FRA	3	3	178:41	74.45	86	10	76	88.37	3.36	7	0	0
13	DIVIS Reinhard	AUT	4	4	238:21	99.31	96	12	84	87.50	3.02	2	1	0
14	MEZIN Andrei	BLR	9	7	309:55	57.39	213	28	185	86.85	5.42	4	1	0

Goalkeepers with less than 40% of their team's total minutes (MIP% less than 40)

Name	NOC	GKD	GP	MIP	MIP%	SOG	GA	SVS	SVS%	GAA	PPGA	SHGA	SO
DUNHAM Mike	USA	5	1	60:00	16.67	23	0	23	100.00	0.00	0	0	1
NURMINEN Pasi	FIN	4	1	60:00	25.00	21	1	20	95.24	1.00	1	0	0
HEDBERG Johan	SWE	4	1	60:00	25.00	20	1	19	95.00	1.00	1	0	0
STANA Rastislav	SVK	2	1	60:00	25.00	19	1	18	94.74	1.00	0	0	0
BARRASSO Tom	USA	3	1	60:00	16.67	13	1	12	92.31	1.00	0	0	0
MULLER Robert	GER	2	2	78:15	18.63	44	4	40	90.91	3.07	1	0	0
LASAK Jan	SVK	3	2	93:52	39.11	44	6	38	86.36	3.84	1	0	0
IRBE Arturs	LAT	1	1	60:00	25.00	29	4	25	86.21	4.00	0	0	0
ROLLAND Patrick	FRA	3	1	60:00	25.00	49	7	42	85.71	7.00	1	1	0
KARPENKO Igor	UKR	4	3	65:29	27.28	34	5	29	85.29	4.58	2	0	0
RYBAR Pavol	SVK	3	2	84:46	35.32	26	5	21	80.77	3.54	2	1	0
AEBISCHER David	SUI	4	2	81:19	33.88	31	6	25	80.65	4.43	2	1	0
JOSEPH Curtis	CAN	5	1	60:00	16.67	25	5	20	80.00	5.00	1	0	0
KUNAST Christian	GER	6	2	39:30	9.40	25	7	18	72.00	10.63	3	0	0

LEGEND

GA	Goals against	MIP%	MIP in percentage	SOG	Shots on goal
GAA	Goals against average per 60 minutes	PPGA	Power play goals against	SVS	Saves
GKD	Goalkeeper dressed	R	Ranking	SVS%	SVS in percentage from total SOG
GP	Number of games played	SHGA	Shorthanded goals against		
MIP	Minutes and seconds played	SO	Shutouts		



ICE HOCKEY MEN
HOCKEY SUR GLACE HOMMES

As of 24 Feb 2002 / En date du 24 Fev 2002

As of Game 35 / Après le 35e match

(Ranked by highest PTS / highest G)

R Name	NOC	Pos.	GP	G	A	PTS	PIM	+/-
1 SUNDIN Mats	SWE	F	4	5	4	9	10	4
2 HULL Brett	USA	F	6	3	5	8	6	4
3 LECLAIR John	USA	F	6	6	1	7	4	2
4 SAKIC Joe	CAN	F	6	4	3	7	0	6
5 HOSSA Marian	SVK	F	2	4	2	6	0	5
6 AESCHLIMANN Jean-Jacques	SUI	F	4	3	3	6	2	0
=6 BOZON Philippe	FRA	F	4	3	3	6	2	1
=6 SOCCIO Leonard	GER	F	7	3	3	6	8	3
9 LEMIEUX Mario	CAN	F	5	2	4	6	0	4
=9 YZERMAN Steve	CAN	F	6	2	4	6	2	4
11 LIDSTROM Nicklas	SWE	D	4	1	5	6	0	2
12 MODANO Mike	USA	F	6	0	6	6	4	2
13 ROZENTHAL Maurice	FRA	F	4	4	1	5	2	0
14 KATHAN Klaus	GER	F	7	3	2	5	0	3
15 JAGR Jaromir	CZE	F	4	2	3	5	4	3
=15 MACIJEVSKIS Aleksandrs	LAT	F	4	2	3	5	0	4
=15 NIZIVIJS Aleksandrs	LAT	F	4	2	3	5	2	2
=15 PAVLIKOVSKY Rastislav	SVK	F	4	2	3	5	6	2
19 ALFREDSSON Daniel	SWE	F	4	1	4	5	2	4
=19 HOUSLEY Phil	USA	D	6	1	4	5	0	5
=19 ROENICK Jeremy	USA	F	6	1	4	5	2	2
22 LEETCH Brian	USA	D	6	0	5	5	0	2
23 FANDULS Vyacheslavs	LAT	F	4	4	0	4	2	-1
=23 GUERIN Bill	USA	F	6	4	0	4	4	1
=23 YOUNG Scott	USA	F	6	4	0	4	2	2
26 HAVLAT Martin	CZE	F	4	3	1	4	27	1
=26 IGINLA Jarome	CAN	F	6	3	1	4	0	4
=26 KARIYA Paul	CAN	F	6	3	1	4	0	5
=26 KOVALEV Alexei	RUS	F	6	3	1	4	4	6
=26 PANKOV Dmitry	BLR	F	9	3	1	4	2	-7

LEGEND

A	Assists	Pos.	Position	PTS	Points
G	Goals		D - Defense	R	Ranking
GP	Number of games played		F - Forward		
PIM	Penalties in minutes	+/-	Net result of positive and negative participation	=	Equal sign indicates that two or more players share the same rank



ICE HOCKEY MEN
HOCKEY SUR GLACE HOMMES

As of 24 Feb 2002 / En date du 24 Feb 2002

As of Game 35 / Après le 35e match

(Ranked by highest G)

R Name	NOC	Pos.	GP	G	S	SG%	PPG	SHG	+/-
1 LECLAIR John	USA	F	6	6	18	33.33	2	0	2
2 SUNDIN Mats	SWE	F	4	5	9	55.56	0	0	
3 FANDULS Vyacheslavs	LAT	F	4	4	7	57.14	3	0	
=3 GUERIN Bill	USA	F	6	4	11	36.36	1	0	1
=3 HOSSA Marian	SVK	F	2	4	11	36.36	0	1	5
=3 ROZENTHAL Maurice	FRA	F	4	4	16	25.00	2	0	0
=3 SAKIC Joe	CAN	F	6	4	20	20.00	1	0	6
=3 YOUNG Scott	USA	F	6	4	12	33.33	1	0	2
9 AESCHLIMANN Jean-Jacques	SUI	F	4	3	9	33.33	1	0	
=9 BOZON Philippe	FRA	F	4	3	20	15.00	0	0	1
=9 HAVLAT Martin	CZE	F	4	3	7	42.86	0	0	
=9 HULL Brett	USA	F	6	3	25	12.00	0	0	4
=9 IGINLA Jarome	CAN	F	6	3	19	15.79	0	0	4
=9 KARIYA Paul	CAN	F	6	3	21	14.29	1	0	5
=9 KATHAN Klaus	GER	F	7	3	10	30.00	0	0	3
=9 KOVALEV Alexei	RUS	F	6	3	7	42.86	0	0	
=9 PANKOV Dmitry	BLR	F	9	3	16	18.75	0	0	-7
=9 SELANNE Teemu	FIN	F	4	3	18	16.67	1	0	0
=9 SOCCIO Leonard	GER	F	7	3	14	21.43	0	0	3
20 AFINOGENOV Maxim	RUS	F	6	2	10	20.00	0	0	2
=20 AMONTE Tony	USA	F	6	2	16	12.50	0	0	4
=20 BONDAREVS Igors	LAT	D	4	2	3	66.67	0	0	
=20 BREWER Eric	CAN	D	6	2	6	33.33	0	0	
=20 BURE Pavel	RUS	F	6	2	27	7.41	0	0	2
=20 CHYBIREV Igor	UKR	F	4	2	11	18.18	1	0	1
=20 DOPITA Jiri	CZE	F	4	2	13	15.38	0	0	3
=20 DUDIK Dmitry	BLR	F	9	2	13	15.38	1	0	-4
=20 ELORANTA Mikko	FIN	F	4	2	5	40.00	0	0	
=20 FEDOROV Sergei	RUS	F	6	2	23	8.70	1	0	3
=20 JAGR Jaromir	CZE	F	4	2	18	11.11	1	0	3
=20 JOKINEN Olli	FIN	F	4	2	5	40.00	0	0	
=20 KHRISTICH Dmitri	UKR	F	2	2	7	28.57	1	0	
=20 LEMIEUX Mario	CAN	F	5	2	9	22.22	0	0	
=20 LOTH Andreas	GER	F	7	2	10	20.00	0	0	1
=20 MACIJEVSKIS Aleksandrs	LAT	F	4	2	10	20.00	0	0	4
=20 NASLUND Markus	SWE	F	4	2	15	13.33	1	0	1
=20 NIZIVIJS Aleksandrs	LAT	F	4	2	7	28.57	1	0	
=20 OLETSKY Valentyn	UKR	F	4	2	6	33.33	0	1	
=20 PANTELEJEVS Grigorij	LAT	F	4	2	8	25.00	0	0	
=20 PARDAVY Jan	SVK	F	4	2	14	14.29	0	0	-1
=20 PAVLIKOVSKY Rastislav	SVK	F	4	2	7	28.57	1	0	
=20 PLUSS Martin	SUI	F	4	2	13	15.38	0	0	0
=20 SALEI Ruslan	BLR	D	6	2	12	16.67	1	0	-6
=20 SHAKHRAYCHUK Vadym	UKR	F	4	2	9	22.22	0	0	
=20 STUMPEL Jozef	SVK	F	2	2	5	40.00	1	0	
=20 TKACHUK Keith	USA	F	5	2	8	25.00	1	0	
=20 UNTERLUGGAUER Gerhard	AUT	D	4	2	17	11.76	0	0	-2
=20 USTORF Stefan	GER	F	7	2	7	28.57	0	0	



=20 YZERMAN Steve	CAN	F	6	2	9	22.22	0	0
-------------------	-----	---	---	---	---	-------	---	---

LEGEND			
G	Goals	Pos.	Position
GP	Number of games played		D - Defense
PPG	Power play goals		F - Forward
R	Ranking	+/-	Net result of positive and negative participation
		S	Shots
		SHG	Shorthanded goals
		SG%	Percentage of goals from total shots
		=	Equal sign indicates that two or more players share the same rank



ICE HOCKEY MEN
HOCKEY SUR GLACE HOMMES

As of 24 Feb 2002 / En date du 24 Fev 2002

As of Game 35 / Après le 35e match

(Ranked by highest A)

R	Name	NOC	Pos.	GP	A	+/-
1	MODANO Mike	USA	F	6	6	2
2	HULL Brett	USA	F	6	5	4
=2	LEETCH Brian	USA	D	6	5	2
=2	LIDSTROM Nicklas	SWE	D	4	5	2
5	ALFREDSSON Daniel	SWE	F	4	4	4
=5	HOUSLEY Phil	USA	D	6	4	5
=5	LEMIEUX Mario	CAN	F	5	4	4
=5	OZOLINSH Sandis	LAT	D	1	4	-1
=5	ROENICK Jeremy	USA	F	6	4	2
=5	SUNDIN Mats	SWE	F	4	4	4
=5	YZERMAN Steve	CAN	F	6	4	4
12	AESCHLIMANN Jean-Jacques	SUI	F	4	3	0
=12	BOZON Philippe	FRA	F	4	3	1
=12	GAGNE Simon	CAN	F	6	3	5
=12	JAGR Jaromir	CZE	F	4	3	3
=12	JOVANOVSKI Ed	CAN	D	6	3	1
=12	KERCS Aleksandrs	LAT	F	4	3	-3
=12	KHMYL Oleg	BLR	D	9	3	-10
=12	LARIONOV Igor	RUS	F	6	3	3
=12	MACIJEVSKIS Aleksandrs	LAT	F	4	3	4
=12	MACKAY Mark	GER	F	7	3	1
=12	MALAKHOV Vladimir	RUS	D	6	3	4
=12	NIINIMAA Janne	FIN	D	4	3	2
=12	NIZIVIJS Aleksandrs	LAT	F	4	3	2
=12	NOLAN Owen	CAN	F	6	3	-2
=12	PAVLIKOVSKY Rastislav	SVK	F	4	3	2
=12	ROLSTON Brian	USA	F	6	3	3
=12	RUCINSKY Martin	CZE	F	4	3	-2
=12	SAKIC Joe	CAN	F	6	3	6
=12	SALNIKOV Roman	UKR	F	4	3	-1
=12	SOCCIO Leonard	GER	F	7	3	3
=12	SUNDSTROM Niklas	SWE	F	4	3	2
=12	TSYPLAKOV Vladimir	BLR	F	8	3	-5
=12	WEIGHT Doug	USA	F	6	3	2

LEGEND

A	Assists	Pos.	Position
GP	Number of games played		D - Defense
R	Ranking		F - Forward
+/-	Net result of positive and negative participation	=	Equal sign indicates that two or more players share the same rank



ICE HOCKEY MEN
HOCKEY SUR GLACE HOMMES

As of 24 Feb 2002 / En date du 24 Feb 2002

As of Game 35 / Après le 35e match

(Ranked by highest PTS / highest G / lowest GP)

R	Name	NOC	GP	G	A	PTS	PIM	+/-
1	LIDSTROM Nicklas	SWE	4	1	5	6	0	2
2	HOUSLEY Phil	USA	6	1	4	5	0	5
3	LEETCH Brian	USA	6	0	5	5	0	2
4	BONDAREVS Igors	LAT	4	2	2	4	0	5
5	MALAKHOV Vladimir	RUS	6	1	3	4	4	4
6	KHMYL Oleg	BLR	9	1	3	4	0	-10
7	OZOLINSH Sandis	LAT	1	0	4	4	0	-1
8	SALEI Ruslan	BLR	6	2	1	3	4	-6
9	VISNOVSKY Lubomir	SVK	3	1	2	3	0	4
10	MATICINS Andrejs	LAT	4	1	2	3	2	1
11	BLAKE Rob	CAN	6	1	2	3	2	2
=11	RAFALSKI Brian	USA	6	1	2	3	2	4
13	NIINIMAA Janne	FIN	4	0	3	3	2	2
14	JOVANOVSKI Ed	CAN	6	0	3	3	4	1
15	UNTERLUGGAUER Gerhard	AUT	4	2	0	2	4	-2
16	BREWER Eric	CAN	6	2	0	2	0	0
17	JOHNSSON Kim	SWE	4	1	1	2	0	-2
=17	LINTNER Richard	SVK	4	1	1	2	0	3
=17	STREIT Mark	SUI	4	1	1	2	0	2
20	NIEDERMAYER Scott	CAN	6	1	1	2	4	5
=20	TVERDOVSKY Oleg	RUS	6	1	1	2	0	5
22	SEIDENBERG Dennis	GER	7	1	1	2	4	2
23	KOPAT Vladimir	BLR	8	1	1	2	4	0
24	ROMANOV Oleg	BLR	9	1	1	2	2	-13
25	MILO Dusan	SVK	2	0	2	2	2	2
26	OHLUND Mattias	SWE	4	0	2	2	2	1
=26	RAGNARSSON Marcus	SWE	4	0	2	2	2	3
=26	SHYRYAEV Valeriy	UKR	4	0	2	2	0	-1
=26	SOROKINS Olegs	LAT	4	0	2	2	4	0
=26	SUTTER Patrick	SUI	4	0	2	2	6	-1

LEGEND

A	Assists	GP	Number of games played	PTS	Points
G	Goals	PIM	Penalties in minutes	R	Ranking
+/-	Net result of positive and negative participation	=	Equal sign indicates that two or more players share the same rank		



ICE HOCKEY MEN
HOCKEY SUR GLACE HOMMES

As of 24 Feb 2002 / En date du 24 Fev 2002

As of Game 35 / Après le 35e match

Average of 4 face-offs per game played required for ranking.

(Ranked by highest FO%)

R	Name	NOC	Pos.	GP	FO+	FO-	FO+/-	FO%
1	NOLAN Owen	CAN	F	6	19	5	14	79.17
2	JEANNIN Sandy	SUI	F	4	54	23	31	70.13
3	KHRISTICH Dmitri	UKR	F	2	17	8	9	68.00
4	SUNDIN Mats	SWE	F	4	59	29	30	67.05
5	STUMPEL Jozef	SVK	F	2	37	19	18	66.07
6	von ARX Reto	SUI	F	2	24	13	11	64.86
7	PAVLIKOVSKY Rastislav	SVK	F	4	35	19	16	64.81
8	PLUSS Martin	SUI	F	4	55	31	24	63.95
9	ROENICK Jeremy	USA	F	6	56	34	22	62.22
10	SHAKHRAICHUK Vadym	UKR	F	4	38	24	14	61.29
11	LARIONOV Igor	RUS	F	6	33	21	12	61.11
12	YZERMAN Steve	CAN	F	6	32	21	11	60.38
13	CIPRUSS Aigars	LAT	F	4	42	28	14	60.00
=13	LEMIEUX Mario	CAN	F	5	18	12	6	60.00
=13	NIKOLISHIN Andrei	RUS	F	6	45	30	15	60.00
16	RESSMANN Gerald	AUT	F	4	45	31	14	59.21
17	NIEUWENDYK Joe	CAN	F	6	34	24	10	58.62
18	LINDROS Eric	CAN	F	6	37	27	10	57.81
19	JOHANSSON Mathias	SWE	F	4	19	14	5	57.58
20	WHEELDON Simon	AUT	F	4	52	40	12	56.52
21	DOPITA Jiri	CZE	F	4	32	25	7	56.14
22	FEDOROV Sergei	RUS	F	6	54	43	11	55.67
23	AALTO Antti	FIN	F	4	27	22	5	55.10
24	WEIGHT Doug	USA	F	6	43	36	7	54.43
25	SENINS Sergejs	LAT	F	4	13	11	2	54.17
26	SAKIC Joe	CAN	F	6	53	45	8	54.08
27	ZHAMNOV Alexei	RUS	F	6	40	34	6	54.05
28	HYNES Wayne	GER	F	7	38	33	5	53.52
29	KAPUS Richard	SVK	F	4	16	14	2	53.33
30	PECA Mike	CAN	F	6	25	22	3	53.19

LEGEND

FO+ Face-offs won

FO- Face-offs lost

FO+/- Face-offs net

= Equal sign indicates that two or more players share the same rank

FO% Face-offs won in percentage

GP Number of games played

Pos. Position

D - Defense

F - Forward

R Ranking



ICE HOCKEY MEN
HOCKEY SUR GLACE HOMMES

As of 24 Feb 2002 / En date du 24 Fev 2002

As of Game 35 / Après le 35e match

(Ranked by highest +/- / highest +)

R	Name	NOC	Pos.	GP	+	-	+/-
1	CHELIOS Chris	USA	D	6	9	3	6
2	SAKIC Joe	CAN	F	6	7	1	6
3	KOVALEV Alexei	RUS	F	6	6	0	6
4	HOUSLEY Phil	USA	D	6	7	2	5
5	BONDAREVS Igors	LAT	D	4	6	1	5
=5	HOSSA Marian	SVK	F	2	6	1	5
=5	KARIYA Paul	CAN	F	6	6	1	5
=5	NIEDERMAYER Scott	CAN	D	6	6	1	5
=5	OLAUSSON Fredrik	SWE	D	4	6	1	5
=5	TVERDOVSKY Oleg	RUS	D	6	6	1	5
11	GAGNE Simon	CAN	F	6	5	0	5
=11	IGNATJEVS Viktors	LAT	D	4	5	0	5
13	HULL Brett	USA	F	6	8	4	4
14	MACIJEVSKIS Aleksandrs	LAT	F	4	7	3	4
=14	YZERMAN Steve	CAN	F	6	7	3	4
16	ALFREDSSON Daniel	SWE	F	4	6	2	4
=16	IGINLA Jarome	CAN	F	6	6	2	4
=16	PANTELEJEVS Grigorijs	LAT	F	4	6	2	4
=16	RAFALSKI Brian	USA	D	6	6	2	4
=16	SUNDIN Mats	SWE	F	4	6	2	4
=16	VISNOVSKY Lubomir	SVK	D	3	6	2	4
22	DATSYUK Pavel	RUS	F	6	5	1	4
=22	LEMIEUX Mario	CAN	F	5	5	1	4
=22	MALAKHOV Vladimir	RUS	D	6	5	1	4
=22	MARKOV Daniil	RUS	D	5	5	1	4
26	AMONTE Tony	USA	F	6	4	0	4
=26	HAMRLIK Roman	CZE	D	4	4	0	4
=26	JOKINEN Olli	FIN	F	4	4	0	4
=26	VITOLINS Harijs	LAT	F	4	4	0	4
30	MACINNIS AI	CAN	D	6	7	4	3

LEGEND

GP	Number of games played	Pos.	Position	R	Ranking
+	Positive participation		D - Defense		
-	Negative participation		F - Forward		
+/-	Net result of positive and negative participation	=	Equal sign indicates that two or more players share the same rank		



ICE HOCKEY MEN
HOCKEY SUR GLACE HOMMES

As of 24 Feb 2002 / En date du 24 Feb 2002

As of Game 35 / Après le 35e match

(Ranked by highest PIM)

R Name	NOC	Pos.	GP	PIM	2	5	10	GM	MP	PAVG
1 KUNCE Daniel	GER	D	7	43	9	1	0	1	0	6:08
2 GOLDMANN Erich	GER	D	7	27	1	1	0	1	0	3:51
=2 HAVLAT Martin	CZE	F	4	27	1	1	0	1	0	6:45
4 STAS Serguei	BLR	D	9	16	8	0	0	0	0	1:46
5 KOVALCHUK Ilya	RUS	F	6	14	2	0	1	0	0	2:20
=5 LANZINGER Gunther	AUT	F	4	14	2	0	1	0	0	3:30
=5 MIKULCHIK Oleg	BLR	D	9	14	7	0	0	0	0	1:33
=5 PARDAVY Jan	SVK	F	4	14	2	0	1	0	0	3:30
=5 VARLAMOV Sergei	UKR	F	2	14	2	0	1	0	0	7:00
10 KOVALEV Andrei	BLR	F	9	12	6	0	0	0	0	1:20
11 MAKRITSKY Aleksandr	BLR	D	9	10	5	0	0	0	0	1:06
=11 SUNDIN Mats	SWE	F	4	10	5	0	0	0	0	2:30
13 ANTONENKO Oleg	BLR	F	9	8	4	0	0	0	0	0:53
=13 BEKBULATOV Vadim	BLR	F	9	8	4	0	0	0	0	0:53
=13 BURE Pavel	RUS	F	6	8	4	0	0	0	0	1:20
=13 EHRHOFF Christian	GER	D	7	8	4	0	0	0	0	1:08
=13 KLYMENTYEV Sergiy	UKR	D	4	8	4	0	0	0	0	2:00
=13 LINDROS Eric	CAN	F	6	8	4	0	0	0	0	1:20
=13 MACINNIS Al	CAN	D	6	8	4	0	0	0	0	1:20
=13 RENZ Andreas	GER	D	7	8	4	0	0	0	0	1:08
=13 SALNIKOV Roman	UKR	F	4	8	4	0	0	0	0	2:00
=13 SOCCIO Leonard	GER	F	7	8	4	0	0	0	0	1:08
=13 TIMCHENKO Vyacheslav	UKR	F	4	8	4	0	0	0	0	2:00
=13 TRIBUNCOVS Atvars	LAT	D	4	8	4	0	0	0	0	2:00
25 CARRIOU Allan	FRA	D	4	6	3	0	0	0	0	1:30
=25 CHRISTEN Bjorn	SUI	F	4	6	3	0	0	0	0	1:30
=25 DUDIK Dmitry	BLR	F	9	6	3	0	0	0	0	0:40
=25 FLEURY Theo	CAN	F	6	6	3	0	0	0	0	1:00
=25 HANDZUS Michal	SVK	F	2	6	3	0	0	0	0	3:00
=25 HULL Brett	USA	F	6	6	3	0	0	0	0	1:00
=25 HYNES Wayne	GER	F	7	6	3	0	0	0	0	0:51
=25 KALT Dieter	AUT	F	4	6	3	0	0	0	0	1:30
=25 KELLER Olivier	SUI	D	4	6	3	0	0	0	0	1:30
=25 LAKOS Andre	AUT	D	4	6	3	0	0	0	0	1:30
=25 MEUNIER Laurent	FRA	F	4	6	3	0	0	0	0	1:30
=25 NIKOLISHIN Andrei	RUS	F	6	6	3	0	0	0	0	1:00
=25 PAVLIKOVSKY Rastislav	SVK	F	4	6	3	0	0	0	0	1:30
=25 PONIAROVSKY Oleksiy	UKR	F	4	6	3	0	0	0	0	1:30
=25 SCHUBERT Christoph	GER	D	7	6	3	0	0	0	0	0:51
=25 SECHNY Richard	SVK	F	4	6	3	0	0	0	0	1:30
=25 SRYUBKO Andriy	UKR	D	4	6	3	0	0	0	0	1:30
=25 STEINEGGER Martin	SUI	D	4	6	3	0	0	0	0	1:30
=25 SUTTER Patrick	SUI	D	4	6	3	0	0	0	0	1:30
=25 ZHURIK Aleksandr	BLR	D	9	6	3	0	0	0	0	0:40



LEGEND

2 2 minute penalties
5 5 minute penalties
10 10 minute penalties
GM Game/Gross misconducts
= Equal sign indicates that two or more players share the same rank

GP Number of games played
MP Match penalties
PAVG PIM in average per game
PIM Penalties in minutes

Pos. Position
 D - Defense
 F - Forward
 GK - Goalkeeper
R Ranking

**MEILLEURS JOUEURS CHOISIS PAR LE DIRECTOIRE**ICE HOCKEY MEN
HOCKEY SUR GLACE HOMMES

As of 24 Feb 2002 / En date du 24 Fev 2002

Award	Number	Name	NOC
Best Goalkeeper	35	KHABIBULIN Nikolai	RUS
Best Defenseman	24	CHELIOS Chris	USA
Best Forward	91	SAKIC Joe	CAN



ICE HOCKEY ALL STAR TEAMS SELECTED BY MEDIA MEN

As of 24 Feb 2002

Position	Name	NOC Code
Goalkeeper	RICHTER Mike	USA
Defenseman	LEETCH Brian	USA
	CHELIOS Chris	USA
Forward	LECLAIR John	USA
	SAKIC Joe	CAN
	SUNDIN Mats	SWE
Most Valuable Player (MVP)	SAKIC Joe	CAN



ICE HOCKEY MEDAL PRESENTERS MEN

Gold:

Rene Fasel

International Olympic Committee Member, Switzerland
and President of the International Ice Hockey Federation

Shoichi Tomita

International Ice Hockey Federation, Vice President

Silver:

James L. Easton

International Olympic Committee Member, USA

Miroslav Subrt

International Ice Hockey Federation, Vice President

Bronze:

Richard K. Gosper

International Olympic Committee Member, Australia

Hans Dobida

International Ice Hockey Federation Executive Board Member



ICE HOCKEY MEN
HOCKEY SUR GLACE HOMMES

As of 24 Feb 2002 / En date du 24 Feb 2002

Medal	NOC	Name
Gold	Canada	BELFOUR Ed BLAKE Rob BREWER Eric BRODEUR Martin FLEURY Theo FOOTE Adam GAGNE Simon IGINLA Jarome JOSEPH Curtis JOVANOVSKI Ed KARIYA Paul LEMIEUX Mario LINDROS Eric MACINNIS Al NIEDERMAYER Scott NIEUWENDYK Joe NOLAN Owen PECA Mike PRONGER Chris SAKIC Joe SHANAHAN Brendan SMYTH Ryan YZERMAN Steve
Silver	USA	AMONTE Tony BARRASSO Tom CHELIOS Chris DEADMARSH Adam DRURY Chris DUNHAM Mike GUERIN Bill HOUSLEY Phil HULL Brett LECLAIR John LEETCH Brian MILLER Aaron MODANO Mike POTI Tom RAFALSKI Brian RICHTER Mike ROENICK Jeremy ROLSTON Brian SUTER Gary TKACHUK Keith WEIGHT Doug YORK Mike YOUNG Scott



Medal	NOC	Name
Bronze	Russia	AFINOGENOV Maxim BRYZGALOV Ilja BURE Pavel BURE Valeri DATSYUK Pavel FEDOROV Sergei GONCHAR Sergei KASPARAITIS Darius KHABIBULIN Nikolai KOVALCHUK Ilya KOVALEV Alexei KRAVTCHOUK Igor KVASHA Oleg LARIONOV Igor MALAKHOV Vladimir MARKOV Daniil MIRONOV Boris NIKOLISHIN Andrei PODOMATSKY Yegor SAMSONOV Sergei TVERDOVSKY Oleg YASHIN Alexei ZHAMNOV Alexei



Kazakhstan head coach Alexandr Maltsev speaks to his team in the locker room.

J O H N H U E T



Women's Ice Hockey Contents

Competition Reports

- Directorate
- Competition Officials
- Entry List by NOC
- Competition Schedule

Preliminary Round Game Reports (repeated for each Game 1 - 12)

- Line-Ups
- Official Game Report
- Game Summary
- Shot Chart
- Face-off Chart

Playoff and Placement Round Game Reports (repeated for each Game 13 - 20)

- Line-Ups
- Official Game Report
- Game Summary
- Shot Chart
- Face-off Chart

End of Tournament Reports

- Player Statistics by Team
- Tournament Progress - Women
- Team Statistics
- Goalkeepers
- Scoring Leaders
- Goal Scoring Leaders
- Assist Leaders
- Defensemen Scoring Leaders
- Face-off Leaders
- Plus-Minus Leaders
- Most Penalized Players
- Best Players Selected by the Directorate
- All Star Team Selected by Media
- Medal Presenters
- Medallists of the Event



DIRECTORATE / DIRECTOIRE

WOMEN / DAMES

E CENTER

As of 15 Feb 2002 / En date du 15 FEV 2002

Voting Members

Chairman
Member

BUSH Walter
COSTELLO Murray
YU Zaizhou
HIETANEN Heikki
PFUHL Michael
SOLOVYEV Sergey
TUZIK Igor
KARLSSON Lars G
REID Larry

United States of America (USA)
Canada (CAN)
People's Republic of China (CHN)
Finland (FIN)
Germany (GER)
Kazakhstan (KAZ)
Russian Federation (RUS)
Sweden (SWE)
United States of America (USA)

Council
SLOC

TOMITA Shoichi
RIDLEY Liz

Japan (JPN)
United States of America (USA)

Non-voting Members

General Secretary
Technical Delegate

EDVINSSON Jan-Ake
SUBRT Miroslav
LEINONEN Kimmo

International Ice Hockey Federation (IIHF)
International Ice Hockey Federation (IIHF)
International Ice Hockey Federation (IIHF)

Sport Director
Referee Supervisor
Medical Supervisor
Secretary
Administrative Manager

FITZPATRICK Dave
DOMBROWSKI Sandra
AUBRY Mark
MAY Johanna
BOYKO Darren

International Ice Hockey Federation (IIHF)
International Ice Hockey Federation (IIHF)
International Ice Hockey Federation (IIHF)
International Ice Hockey Federation (IIHF)
International Ice Hockey Federation (IIHF)

Legend: SLOC - Salt Lake Organizing Committee NHL - National Hockey League NHLPA - National Hockey League Player's Association



COMPETITION OFFICIALS / OFFICIELS DE LA COMPÉTITION

WOMEN / DAMES

E CENTER

As of 08 Feb 2002 / En date du 8 FEV 2002

On-Ice Officials

Referee	HAANPAA Anne	International Ice Hockey Federation (IIHF)
	HIRVONEN Anu	International Ice Hockey Federation (IIHF)
	KNIGHT Krista	International Ice Hockey Federation (IIHF)
	LIVINGSTON Stacey	International Ice Hockey Federation (IIHF)
	PALM Jacqui	International Ice Hockey Federation (IIHF)
	VANDERHORST Laura	International Ice Hockey Federation (IIHF)
Linesman	BISSONNETTE Julie	International Ice Hockey Federation (IIHF)
	CASSIDY Sue	International Ice Hockey Federation (IIHF)
	HUJDUSOVA Henrieta	International Ice Hockey Federation (IIHF)
	KIRSCHNER Tina	International Ice Hockey Federation (IIHF)
	KONSTANTINOVA Martina	International Ice Hockey Federation (IIHF)
	LISCHETTI Sandra	International Ice Hockey Federation (IIHF)
	MACKENZIE Megan	International Ice Hockey Federation (IIHF)
	PIACENTINI Julie	International Ice Hockey Federation (IIHF)
	ROBBEN Ilse	International Ice Hockey Federation (IIHF)
SUBAN Johanna	International Ice Hockey Federation (IIHF)	

Off-Ice Officials

Goal Judge	BAIRD Gerry	United States of America (USA)
	GALLENI Robert	United States of America (USA)
	GREEN Bill	United States of America (USA)
	LORDS Harry	United States of America (USA)
	SHEGRUD Bob	United States of America (USA)
	SMITH David	United States of America (USA)
	SMITH Murray	United States of America (USA)
	SNEED Geoff	United States of America (USA)
Game Timekeeper	BATEMAN Theresa	United States of America (USA)
	FLETCHER Cheryl	United States of America (USA)
	ZITO Bob	United States of America (USA)
	ZITO Robert	United States of America (USA)
Penalty Timekeeper	COTE Shanna	United States of America (USA)
	HENRICKSEN Rich	United States of America (USA)
	KARINEN Bruce	United States of America (USA)
	TAYLOR Kristi	United States of America (USA)
Official Scorer	EBERT Bob	United States of America (USA)
	HOY Tom	United States of America (USA)
	SOUTTER Dave	United States of America (USA)
	SYKORA David	United States of America (USA)
Penalty Box Attendant	BARKER Mike	United States of America (USA)
	CARTON Todd	United States of America (USA)
	HINCKLEY Mark	United States of America (USA)
	KEMP Norbert	Canada (CAN)
	MASSEY Brian	United States of America (USA)
	ORN Chris	United States of America (USA)



Off-Ice Officials

Penalty Box Attendant

SHEWMAKE Lester
SHEWMAKE Walter

United States of America (USA)
United States of America (USA)



ICE HOCKEY ENTRY LIST BY NOC WOMEN

As of 21 FEB 2002

Canada (CAN)

No.	Name	Pos.	S/C	Height	Weight	Date of Birth	Club	Registration
1	SMALL Sami Jo	GK	L	1.7 m/5-7"	85 kg/ 187 lbs	25-Mar-76	Team Canada	CAN 28-Jan-02
4	KELLAR Becky	RD	L	1.7 m/5-7"	69 kg/ 152 lbs	1-Jan-75	Team Canada	CAN 28-Jan-02
5	SOSTORICS Colleen	RD	R	1.63 m/5-4"	77 kg/ 170 lbs	17-Dec-79	Team Canada	CAN 28-Jan-02
6	BRISSON Therese	LD	R	1.7 m/5-7"	56 kg/ 123 lbs	5-Oct-66	Team Canada	CAN 28-Jan-02
7	PIPER Cherie	LW	R	1.65 m/5-5"	75 kg/ 165 lbs	29-Jun-81	Team Canada	CAN 28-Jan-02
11	POUNDER Cheryl	RD	R	1.67 m/5-6"	67 kg/ 148 lbs	21-Jun-76	Team Canada	CAN 28-Jan-02
12	DUPUIS Lori	RW	L	1.72 m/5-8"	77 kg/ 170 lbs	14-Nov-72	Team Canada	CAN 28-Jan-02
13	OUELLETTE Caroline	LW	L	1.8 m/5-11"	64 kg/ 141 lbs	25-May-79	Team Canada	CAN 28-Jan-02
15	GOYETTE Danielle	RW	L	1.7 m/5-7"	68 kg/ 150 lbs	30-Jan-66	Team Canada	CAN 28-Jan-02
16	HEFFORD Jayna	RW	L	1.65 m/5-5"	67 kg/ 148 lbs	14-May-77	Team Canada	CAN 28-Jan-02
17	BOTTERILL Jennifer	CE	L	1.75 m/5-9"	74 kg/ 163 lbs	1-May-79	Team Canada	CAN 28-Jan-02
22	WICKENHEISER Hayley	LW	R	1.78 m/5-10"	73 kg/ 161 lbs	12-Aug-78	Team Canada	CAN 28-Jan-02
23	ANTAL Dana	CE	R	1.7 m/5-7"	64 kg/ 141 lbs	19-Apr-77	Team Canada	CAN 28-Jan-02
24	BECHARD Kelly	CE	R	1.75 m/5-9"	67 kg/ 148 lbs	22-Jan-78	Team Canada	CAN 28-Jan-02
25	SHEWCHUK Tammy Lee	LW	R	1.62 m/5-4"	49 kg/ 108 lbs	31-Dec-77	Team Canada	CAN 28-Jan-02
33	ST-PIERRE Kim	GK	L	1.72 m/5-8"	57 kg/ 126 lbs	14-Dec-78	Team Canada	CAN 28-Jan-02
61	SUNOHARA Vicky	RW	L	1.7 m/5-7"	80 kg/ 176 lbs	18-May-70	Team Canada	CAN 28-Jan-02
73	CHARTRAND Isabelle	LD	L	1.65 m/5-5"	62 kg/ 137 lbs	20-Apr-78	Team Canada	CAN 28-Jan-02
77	CAMPBELL Cassie	CE	L	1.72 m/5-8"	65 kg/ 143 lbs	22-Nov-73	Team Canada	CAN 28-Jan-02
91	HEANEY Geraldine	LD	R	1.72 m/5-8"	64 kg/ 141 lbs	1-Oct-67	Team Canada	CAN 28-Jan-02

Function	Name	Citizenship	Date of Birth
Head Coach	SAUVAGEAU Daniele	CAN	22-Apr-62
Assistant Coach	DAVIDSON Melody	CAN	22-Dec-63
Assistant Coach	HUGHES Karen	CAN	28-Oct-63
Assistant Coach	KOZAK Walter	CAN	22-Dec-45
Team Leader	ROBITAILLE Gaetan	CAN	3-Apr-60
Equipment Manager	McDONALD Robin	CAN	12-Jul-67



ICE HOCKEY ENTRY LIST BY NOC WOMEN

As of 21 FEB 2002

China (CHN)

No.	Name	Pos.	S/C	Height	Weight	Date of Birth	Club		Registration
1	JIANG Limei	GK	R	1.66 m/5-5"	64 kg/ 141 lbs	5-Sep-78	Harbin Ice Hockey Club	CHN	28-Jan-02
2	WANG Ying	LD	L	1.61 m/5-3"	62 kg/ 137 lbs	8-Oct-81	Harbin Ice Hockey Club	CHN	28-Jan-02
3	LIU Hongmei	RW	R	1.6 m/5-3"	55 kg/ 121 lbs	27-Dec-73	Harbin Ice Hockey Club	CHN	28-Jan-02
4	LI Xuan	LD	L	1.69 m/5-7"	67 kg/ 148 lbs	29-Feb-72	Harbin Ice Hockey Club	CHN	28-Jan-02
6	LU Yan	RD	L	1.64 m/5-5"	62 kg/ 137 lbs	25-Jul-72	Harbin Ice Hockey Club	CHN	28-Jan-02
7	XU Lei	RD	L	1.65 m/5-5"	68 kg/ 150 lbs	26-Jan-77	Harbin Ice Hockey Club	CHN	28-Jan-02
8	YANG Xiuqing	LW	L	1.7 m/5-7"	80 kg/ 176 lbs	15-Apr-75	Harbin Ice Hockey Club	CHN	28-Jan-02
9	SANG Hong	RD	R	1.63 m/5-4"	60 kg/ 132 lbs	29-Apr-74	Harbin Ice Hockey Club	CHN	28-Jan-02
10	CHEN Jing	LD	L	1.66 m/5-5"	65 kg/ 143 lbs	22-Apr-71	Harbin Ice Hockey Club	CHN	28-Jan-02
11	HU Chunrong	CE	L	1.7 m/5-7"	65 kg/ 143 lbs	11-May-79	Harbin Ice Hockey Club	CHN	28-Jan-02
12	JIN Fengling	CE	L	1.6 m/5-3"	54 kg/ 119 lbs	20-Nov-82	Harbin Ice Hockey Club	CHN	28-Jan-02
13	ZHANG Jing	CE	L	1.63 m/5-4"	54 kg/ 119 lbs	18-Mar-77	Harbin Ice Hockey Club	CHN	28-Jan-02
14	SUN Rui	LW	L	1.7 m/5-7"	65 kg/ 143 lbs	14-May-82	Harbin Ice Hockey Club	CHN	28-Jan-02
15	LIU Yanhui	LW	L	1.63 m/5-4"	58 kg/ 128 lbs	20-Jun-82	Harbin Ice Hockey Club	CHN	28-Jan-02
18	MA Xiaojun	RW	R	1.66 m/5-5"	65 kg/ 143 lbs	12-Jul-78	Harbin Ice Hockey Club	CHN	28-Jan-02
19	WANG Linuo	RW	L	1.59 m/5-3"	62 kg/ 137 lbs	28-Aug-79	Harbin Ice Hockey Club	CHN	28-Jan-02
20	GUO Hong	GK	R	1.72 m/5-8"	68 kg/ 150 lbs	1-May-73	Harbin Ice Hockey Club	CHN	28-Jan-02
21	GUAN Weinan	LD	L	1.73 m/5-8"	66 kg/ 146 lbs	10-Oct-81	Harbin Ice Hockey Club	CHN	28-Jan-02
22	DAI Qiuwa	LW	L	1.71 m/5-7"	60 kg/ 132 lbs	11-Aug-82	Harbin Ice Hockey Club	CHN	28-Jan-02
24	SHEN Tiantian	RD	L	1.71 m/5-7"	72 kg/ 159 lbs	12-Jun-82	Harbin Ice Hockey Club	CHN	28-Jan-02

Function	Name	Citizenship	Date of Birth
Team Manager	YANG Dong	CHN	6-Nov-74
Head Coach	YAO Naifeng	CHN	21-Mar-56
Assistant Coach	WANG Fuquan	CHN	20-Jul-57
Assistant Coach	YU Tiande	CHN	25-Apr-59
Team Leader	YU Zaizhou	CHN	21-Aug-42
Team Doctor	FAN Xiubin	CHN	11-Nov-58



ICE HOCKEY ENTRY LIST BY NOC WOMEN

As of 21 FEB 2002

Finland (FIN)

No.	Name	Pos.	S/C	Height	Weight	Date of Birth	Club		Registration
3	LAAKSONEN Emma	LD	L	1.59 m/5-3"	58 kg/ 128 lbs	17-Dec-81	Ohio State University	USA	28-Jan-02
5	AHONEN Pirjo	LD	L	1.73 m/5-8"	61 kg/ 134 lbs	5-Nov-70	Hockey Cats Jyvaskyla	FIN	28-Jan-02
6	SIRVIO Saija	RD	L	1.72 m/5-8"	56 kg/ 123 lbs	29-Dec-82	Karpat Oulu	FIN	28-Jan-02
8	VOUTILAINEN Marjo	CE	R	1.68 m/5-6"	69 kg/ 152 lbs	22-Mar-81	IHK Helsinki	FIN	28-Jan-02
9	MERTANEN Terhi	RD	L	1.64 m/5-5"	65 kg/ 143 lbs	4-Apr-81	Espoo Blues	FIN	28-Jan-02
10	FISK Sari	RW	L	1.63 m/5-4"	64 kg/ 141 lbs	17-Dec-71	Ilves Tampere	FIN	28-Jan-02
11	PARVIAINEN Oona	CE	L	1.7 m/5-7"	65 kg/ 143 lbs	5-Sep-77	Blues Espoo	FIN	28-Jan-02
13	NIEMINEN Riikka	RW	R	1.63 m/5-4"	60 kg/ 132 lbs	12-Jun-73	Hockey Cats Jyvaskyla	FIN	28-Jan-02
15	HOIKKALA Satu	RW	R	1.66 m/5-5"	65 kg/ 143 lbs	14-Jan-80	Karpat Oulu	FIN	28-Jan-02
16	REIMA Tiia	CE	L	1.59 m/5-3"	53 kg/ 117 lbs	1-Feb-73	IHK Helsinki	FIN	28-Jan-02
19	PUPUTTI Tuula	GK	L	1.62 m/5-4"	60 kg/ 132 lbs	5-Nov-77	Univ. of Minn. at Duluth	USA	28-Jan-02
20	HANNINEN Kirsi	RD	L	1.75 m/5-9"	68 kg/ 150 lbs	3-Oct-76	Karpat Oulu	FIN	28-Jan-02
21	VAARAKALLIO Petra	CE	L	1.73 m/5-8"	73 kg/ 161 lbs	17-Jun-75	Blues Espoo	FIN	28-Jan-02
22	SALO Paivi	LD	L	1.65 m/5-5"	58 kg/ 128 lbs	31-Jan-74	Karpat Oulu	FIN	28-Jan-02
23	SIKIO Hanne	LW	L	1.79 m/5-10"	69 kg/ 152 lbs	19-Mar-78	Univ. of Minn. at Duluth	USA	28-Jan-02
25	PALVILA Marja-Helena	LW	L	1.76 m/5-9"	70 kg/ 154 lbs	4-Mar-70	Blues Espoo	FIN	28-Jan-02
26	SAVIKUJJA Henna	CE	L	1.68 m/5-6"	67 kg/ 148 lbs	28-Mar-78	Karpat Oulu	FIN	28-Jan-02
28	RIIPI Katja	LW	L	1.59 m/5-3"	63 kg/ 139 lbs	26-Oct-75	IHK Helsinki	FIN	28-Jan-02
29	RANTAMAKI Karoliina	LW	L	1.62 m/5-4"	68 kg/ 150 lbs	23-Feb-78	Blues Espoo	FIN	28-Jan-02
30	HALONEN Minna-Monica	GK	L	1.6 m/5-3"	64 kg/ 141 lbs	11-Oct-75	Tappara Tampere	FIN	28-Jan-02

Function	Name	Citizenship	Date of Birth
General Manager	SIEPPI Arto	FIN	18-Aug-65
Team Doctor	FAGERHOLM Riitta	FIN	19-Jan-48
Head Coach	LUKKARILA Jouko	FIN	27-Sep-56
Assistant Coach	KURJENMAKI Jorma	FIN	26-Oct-48
Assistant Coach	SAINTULA Hannu	FIN	4-Aug-57
Equipment Manager	LAAKSO Harri	FIN	3-Dec-58
Equipment Manager	REPO Ilkka	FIN	29-Jul-41
Physiotherapist	SOANJARVI Merja	FIN	14-Aug-66



ICE HOCKEY ENTRY LIST BY NOC WOMEN

As of 21 FEB 2002

Germany (GER)

No.	Name	Pos.	S/C	Height	Weight	Date of Birth	Club	Registration
8	ZIEGENHALS Nina	LD	L	1.66 m/5-5"	60 kg/ 132 lbs	23-May-82	TV Kornwestheim	GER 28-Jan-02
9	WOLF Raffi	CE	L	1.7 m/5-7"	70 kg/ 154 lbs	20-Jun-78	Univ. of Maine at Orono	USA 28-Jan-02
13	WARTOSCH-KURTEN Step.	GK	L	1.73 m/5-8"	70 kg/ 154 lbs	12-Nov-78	TV Kornwestheim	GER 28-Jan-02
14	SCHEYTT Anja	RW	L	1.74 m/5-9"	70 kg/ 154 lbs	5-Dec-80	Mannheimer ERC	GER 28-Jan-02
15	RITTER Nina	CE	R	1.68 m/5-6"	62 kg/ 137 lbs	26-Jan-81	SC Reissersee	GER 28-Jan-02
17	REINDL Franziska	LW	L	1.68 m/5-6"	66 kg/ 146 lbs	16-Sep-82	SC Reissersee	GER 28-Jan-02
19	OSWALD Christina	CE	L	1.72 m/5-8"	75 kg/ 165 lbs	26-Jul-73	SC Reissersee	GER 28-Jan-02
20	LINDE Nina	RD	R	1.66 m/5-5"	64 kg/ 141 lbs	10-Jun-80	TV Kornwestheim	GER 28-Jan-02
21	LANZL Michaela	RW	L	1.57 m/5-2"	51 kg/ 112 lbs	21-Feb-83	Wanderers Germering	GER 28-Jan-02
22	THYSSEN Esther	GK	L	1.68 m/5-6"	65 kg/ 143 lbs	31-Jul-79	Grefrather EC	GER 28-Jan-02
23	KRUCK Sabrina	LD	L	1.68 m/5-6"	65 kg/ 143 lbs	3-Nov-81	SC Reissersee	GER 28-Jan-02
24	FRUHWIRT Stephanie	RW	L	1.65 m/5-5"	69 kg/ 152 lbs	22-Jul-80	TV Kornwestheim	GER 28-Jan-02
25	RUCKAUER Sabine	RD	R	1.73 m/5-8"	65 kg/ 143 lbs	13-Apr-77	TV Kornwestheim	GER 28-Jan-02
29	GRUNDMANN Claudia	RW	L	1.76 m/5-9"	69 kg/ 152 lbs	22-Apr-76	OSC Berlin	GER 28-Jan-02
44	SCHRECKENBACH Jana	LD	L	1.72 m/5-8"	69 kg/ 152 lbs	8-Jul-82	Mannheimer ERC	GER 28-Jan-02
54	VALENTI Maren	LW	L	1.75 m/5-9"	71 kg/ 157 lbs	15-Oct-76	Mannheimer ERC	GER 28-Jan-02
66	EVERS Bettina	LW	L	1.67 m/5-6"	65 kg/ 143 lbs	17-Aug-81	TELUS Lightning	CAN 28-Jan-02
69	KINZA Sandra	RD	R	1.82 m/5-12"	69 kg/ 152 lbs	1-Aug-69	OSC Berlin	GER 28-Jan-02
71	WIERSCHER Julia	CE	R	1.68 m/5-6"	65 kg/ 143 lbs	10-May-71	EC Bergkamen	GER 28-Jan-02
81	BECKER Maritta	LW	L	1.68 m/5-6"	70 kg/ 154 lbs	11-Mar-81	DHC Lyss	SUI 28-Jan-02

Function	Name	Citizenship	Date of Birth
Team Manager	PFUHL Michael	GER	19-Sep-56
Head Coach	NITTEL Rainer	GER	19-Mar-67
Assistant Coach	HOJA Ralf	GER	11-Feb-61
Team Leader	ORGELDINGER Karin	GER	24-Dec-67
Equipment Manager	KOTZ Josef	GER	21-Oct-61
Physiotherapist	GRUNDMANN Norbert	GER	24-Oct-65
Team Doctor	REUTER Stefan	GER	16-May-60



ICE HOCKEY ENTRY LIST BY NOC WOMEN

As of 21 FEB 2002

Kazakhstan (KAZ)

No.	Name	Pos.	S/C	Height	Weight	Date of Birth	Club	Registration
1	AKIMBETYEVA Anna	GK	L	1.56 m/5-1"	48 kg/ 106 lbs	20-Aug-76	CSKA	RUS 28-Jan-02
2	ASSONOVA Antonida	LD	L	1.69 m/5-7"	63 kg/ 139 lbs	24-Aug-79	CSKA	RUS 28-Jan-02
4	TAIKEVICH Oksana	RD	L	1.76 m/5-9"	68 kg/ 150 lbs	26-Jul-74	CSKA	RUS 28-Jan-02
5	KHLYZOVA Tatyana	RW	L	1.64 m/5-5"	58 kg/ 128 lbs	10-Mar-81	CSKA	RUS 28-Jan-02
6	VAFINA Lyubov	LW	L	1.56 m/5-1"	50 kg/ 110 lbs	25-Nov-67	Ustinka	28-Jan-02
7	ALEXEYEVA Lyubov	RW	L	1.54 m/5-1"	47 kg/ 104 lbs	5-May-84	RSMSM	28-Jan-02
9	POTAPOVA Olga	RD	L	1.61 m/5-3"	60 kg/ 132 lbs	16-Dec-76	CSKA	RUS 28-Jan-02
10	SHTELMMASTER Yelena	CE	L	1.64 m/5-5"	51 kg/ 112 lbs	15-Sep-77	CSKA	RUS 28-Jan-02
11	LOSYEVA Nadezhda	CE	L	1.65 m/5-5"	64 kg/ 141 lbs	24-Dec-74	CSKA	RUS 28-Jan-02
12	ADYYEVA Viktoriya	LD	L	1.6 m/5-3"	55 kg/ 121 lbs	25-Apr-81	CSKA	RUS 28-Jan-02
14	DIKAMBAYEVA Dinara	LW	R	1.57 m/5-2"	49 kg/ 108 lbs	11-May-82	CSKA	RUS 28-Jan-02
16	KONYSHEVA Olga	LD	R	1.6 m/5-3"	58 kg/ 128 lbs	29-May-72	CSKA	RUS 28-Jan-02
17	KRYUKOVA Olga	CE	L	1.58 m/5-2"	53 kg/ 117 lbs	27-Nov-74	CSKA	RUS 28-Jan-02
19	YAKOVCHUK Natalya	LW	R	1.66 m/5-5"	60 kg/ 132 lbs	29-Jul-75	CSKA	RUS 28-Jan-02
21	SAZONOVA Viktoriya	RD	L	1.71 m/5-7"	54 kg/ 119 lbs	30-Aug-83	CSKA	RUS 28-Jan-02
23	MALTSEVA Yekaterina	LW	R	1.63 m/5-4"	53 kg/ 117 lbs	31-Mar-85	CSKA	RUS 28-Jan-02
27	MALTSEVA Svetlana	RW	L	1.57 m/5-2"	48 kg/ 106 lbs	29-Oct-70	CSKA	RUS 28-Jan-02
29	VASSINA Svetlana	RW	L	1.52 m/4-12"	51 kg/ 112 lbs	19-Nov-71	CSKA	RUS 28-Jan-02
30	SOLOVYEVA Yuliya	CE	L	1.71 m/5-7"	74 kg/ 163 lbs	4-Jan-67	CSKA	RUS 28-Jan-02
33	TRUNOVA Natalya	GK	L	1.65 m/5-5"	70 kg/ 154 lbs	20-Jan-82	CSKA	RUS 28-Jan-02

Function	Name	Citizenship	Date of Birth
Head Coach	MALTSEV Alexandr	KAZ	6-Jan-59
Assistant Coach	SKOBELKINA Natalya	KAZ	11-Apr-61
Team Leader	SOLOVYEV Sergey	KAZ	16-Aug-55
Physiotherapist	SLATIN Oleg	KAZ	3-Jan-51
Team Doctor	BODUR Svetlana	KAZ	28-Nov-49



ICE HOCKEY ENTRY LIST BY NOC WOMEN

As of 21 FEB 2002

Russian Federation (RUS)

No.	Name	Pos.	S/C	Height	Weight	Date of Birth	Club		Registration
2	BARYKINA Maria	LD	L	1.7 m/5-7"	60 kg/ 132 lbs	9-Dec-73	Skif Moscow	RUS	28-Jan-02
3	PETROVSKAIA Kristina	LD	L	1.68 m/5-6"	67 kg/ 148 lbs	3-Jun-80	Univ. of Minn. at Duluth	USA	28-Jan-02
4	KHOMITCH Alena	LD	L	1.66 m/5-5"	58 kg/ 128 lbs	26-Feb-81	Spartak Ekaterinburg	RUS	28-Jan-02
7	BOBROVA Elena	LD	L	1.7 m/5-7"	63 kg/ 139 lbs	23-Aug-74	Skif Moscow	RUS	28-Jan-02
10	MISHINA Larisa	CE	L	1.68 m/5-6"	71 kg/ 157 lbs	10-Sep-75	Skif Moscow	RUS	28-Jan-02
11	SOTNIKOVA Tatiana	CE	L	1.66 m/5-5"	61 kg/ 134 lbs	20-Jan-81	Skif Moscow	RUS	28-Jan-02
12	GLADYCHEVA Ioulia	CE	L	1.66 m/5-5"	56 kg/ 123 lbs	4-Dec-81	Skif Moscow	RUS	28-Jan-02
15	PERMYAKOVA Olga	RD	L	1.68 m/5-6"	64 kg/ 141 lbs	12-Apr-82	Spartak Chelyabinsk	RUS	28-Jan-02
17	SMOLENTSEVA Ekaterina	CE	L	1.7 m/5-7"	66 kg/ 146 lbs	15-Sep-81	Spartak Ekaterinburg	RUS	28-Jan-02
18	TSAREVA Tatiana	LW	L	1.64 m/5-5"	56 kg/ 123 lbs	30-Dec-77	Skif Moscow	RUS	28-Jan-02
20	GASHENNIKOVA Irina	GK	L	1.59 m/5-3"	61 kg/ 134 lbs	11-May-75	Skif Moscow	RUS	28-Jan-02
21	TREFILOVA Svetlana	LW	L	1.64 m/5-5"	66 kg/ 146 lbs	20-May-73	Skif Moscow	RUS	28-Jan-02
22	TERENTIEVA Svetlana	LW	L	1.65 m/5-5"	61 kg/ 134 lbs	25-Sep-83	Spartak Ekaterinburg	RUS	28-Jan-02
23	BURINA Tatiana	RW	L	1.64 m/5-5"	62 kg/ 137 lbs	20-Mar-80	Skif Moscow	RUS	28-Jan-02
25	PACHKEVITCH Ekaterina	LW	L	1.8 m/5-11"	73 kg/ 161 lbs	19-Dec-72	Boston College	USA	28-Jan-02
26	SAVENKOVA Olga	RD	L	1.79 m/5-10"	61 kg/ 134 lbs	2-Jul-82	Lokomotiv	RUS	28-Jan-02
27	BIALKOVSKAIA Elena	LW	L	1.79 m/5-10"	76 kg/ 168 lbs	22-Mar-77	Skif Moscow	RUS	28-Jan-02
28	TRETYAKOVA Oxana	RW	L	1.64 m/5-5"	76 kg/ 168 lbs	10-Mar-79	Skif Moscow	RUS	28-Jan-02
29	SHCHELCHKOVA Zhanna	RD	L	1.64 m/5-5"	60 kg/ 132 lbs	10-Feb-69	Skif Moscow	RUS	28-Jan-02
30	VOTINTSEVA Irina	GK	L	1.64 m/5-5"	64 kg/ 141 lbs	19-Sep-70	Spartak Ekaterinburg	RUS	28-Jan-02

Function	Name	Citizenship	Date of Birth
Head Coach	DOLGUSHIN Viacheslav	RUS	31-Jul-44
Team Doctor	AKISHIN Vladimir	RUS	11-Jan-49
Assistant Coach	ANISSIMOV Andrey	RUS	19-Mar-63
Assistant Coach	PRUSOV Igor	RUS	8-May-48
Team Leader	TUZIK Igor	RUS	13-Nov-43
Physiotherapist	PANYUKHIN Ivan	RUS	30-Nov-74



ICE HOCKEY ENTRY LIST BY NOC WOMEN

As of 21 FEB 2002

Sweden (SWE)

No.	Name	Pos.	S/C	Height	Weight	Date of Birth	Club	Registration
5	BERGGREN Emelie	RD	L	1.7 m/5-7"	68 kg/ 150 lbs	15-Sep-82	AIK	SWE 28-Jan-02
6	ANDERSSON Anna	RD	L	1.69 m/5-7"	60 kg/ 132 lbs	28-Jan-82	M/B Hockey	SWE 28-Jan-02
7	ROTH Maria	LW	L	1.75 m/5-9"	72 kg/ 159 lbs	2-Nov-79	Univ. of Minn. at Duluth	USA 28-Jan-02
8	HOLST Erika	LW	L	1.76 m/5-9"	84 kg/ 185 lbs	8-Apr-79	Univ. of Minn. at Duluth	USA 28-Jan-02
9	VIKMAN Anna	LW	L	1.68 m/5-6"	70 kg/ 154 lbs	13-Jan-81	Overkalix IF	SWE 28-Jan-02
10	SAMUELSSON Evelina	LW	L	1.6 m/5-3"	62 kg/ 137 lbs	14-Mar-84	AIK	SWE 28-Jan-02
11	LARSSON Maria	RW	L	1.53 m/5-0"	57 kg/ 126 lbs	18-Feb-79	Vasterhaninge IF	SWE 28-Jan-02
14	BERGSTRAND Kristina	RW	L	1.62 m/5-4"	64 kg/ 141 lbs	4-Oct-63	M/B Hockey	SWE 28-Jan-02
17	EDSTRAND Ann-Louise	LD	L	1.78 m/5-10"	68 kg/ 150 lbs	25-Apr-75	M/B Hockey	SWE 28-Jan-02
18	PETTERSSON Josefin	RW	R	1.68 m/5-6"	64 kg/ 141 lbs	13-Jan-84	Minnesota-Richfield HS	USA 28-Jan-02
19	ALMBLAD Lotta	RW	L	1.71 m/5-7"	68 kg/ 150 lbs	28-Apr-72	M/B Hockey	SWE 28-Jan-02
21	ELFSBERG Joa	CE	R	1.77 m/5-10"	71 kg/ 157 lbs	30-Jul-79	Brynas IF	SWE 28-Jan-02
23	ANDERSSON Gunilla	RD	L	1.69 m/5-7"	68 kg/ 150 lbs	26-Apr-75	M/B Hockey	SWE 28-Jan-02
24	JANSSON Nanna	CE	L	1.7 m/5-7"	64 kg/ 141 lbs	7-Jul-83	Brynas IF	SWE 28-Jan-02
25	SJOLANDER Therese	LD	L	1.73 m/5-8"	69 kg/ 152 lbs	4-May-81	Solleftea Hockey	SWE 28-Jan-02
27	LINDBERG Ylva	LD	L	1.65 m/5-5"	70 kg/ 154 lbs	29-Jun-76	M/B Hockey	SWE 28-Jan-02
28	RUNDQVIST Danijela	CE	L	1.75 m/5-9"	63 kg/ 139 lbs	26-Sep-84	AIK	SWE 28-Jan-02
29	LINDSTROM Ulrica	CE	L	1.73 m/5-8"	65 kg/ 143 lbs	30-Mar-79	IF Bjorkloven	SWE 28-Jan-02
30	MARTIN Kim	GK	L	1.65 m/5-5"	65 kg/ 143 lbs	28-Feb-86	AIK	SWE 28-Jan-02
35	AHLEN Annica	GK	L	1.77 m/5-10"	77 kg/ 170 lbs	17-Jan-75	Brynas IF	SWE 28-Jan-02

Function	Name	Citizenship	Date of Birth
Team Manager	KARLSSON Lars G	SWE	28-May-53
Head Coach	YNGVE Christian	SWE	19-Sep-63
Assistant Coach	MORGER Daniel	SWE	28-Feb-58
Equipment Manager	KLINTBERG Kjell	SWE	16-Aug-49
Physiotherapist	TRANAUS F Ulrika	SWE	1-Jul-59
Team Doctor	KENDORF Goran	SWE	19-Apr-57



ICE HOCKEY ENTRY LIST BY NOC WOMEN

As of 21 FEB 2002

United States of America (USA)

No.	Name	Pos.	S/C	Height	Weight	Date of Birth	Club	Registration
1	DECOSTA Sara	GK	L	1.79 m/5-10"	65 kg/ 143 lbs	13-May-77	US National Team	USA 28-Jan-02
2	MOUNSEY Tara	LD	L	1.69 m/5-7"	68 kg/ 150 lbs	12-Mar-78	US National Team	USA 28-Jan-02
3	KENNEDY Courtney	LD	L	1.77 m/5-10"	86 kg/ 190 lbs	29-Mar-79	University of Minnesota	USA 28-Jan-02
4	RUGGIERO Angela	RD	R	1.77 m/5-10"	86 kg/ 190 lbs	3-Jan-80	US National Team	USA 28-Jan-02
5	WALL Lyndsay	RD	L	1.74 m/5-9"	64 kg/ 141 lbs	12-May-85	Syracuse Stars	USA 28-Jan-02
6	BYE Karyn	CE	R	1.74 m/5-9"	75 kg/ 165 lbs	18-May-71	US National Team	USA 28-Jan-02
7	MERZ Sue	LD	L	1.66 m/5-5"	65 kg/ 143 lbs	10-Apr-72	US National Team	USA 28-Jan-02
8	BAKER Laurie	CE	R	1.74 m/5-9"	61 kg/ 134 lbs	6-Nov-76	US National Team	USA 28-Jan-02
9	KILBOURNE Andrea	LW	R	1.69 m/5-7"	79 kg/ 174 lbs	19-Apr-80	Princeton University	USA 28-Jan-02
11	MLECZKO AJ	LD	L	1.82 m/5-12"	72 kg/ 159 lbs	14-Jun-75	US National Team	USA 28-Jan-02
12	POTTER Jenny	RW	L	1.63 m/5-4"	65 kg/ 143 lbs	12-Jan-79	US National Team	USA 28-Jan-02
13	CHU Julie	CE	R	1.74 m/5-9"	70 kg/ 154 lbs	13-Mar-82	US National Team	USA 28-Jan-02
15	LOONEY Shelley	RW	R	1.66 m/5-5"	63 kg/ 139 lbs	21-Jan-72	US National Team	USA 28-Jan-02
17	WENDELL Krissy	RW	L	1.69 m/5-7"	70 kg/ 154 lbs	12-Sep-81	US National Team	USA 28-Jan-02
20	KING Katie	RW	L	1.77 m/5-10"	76 kg/ 168 lbs	24-May-75	US National Team	USA 28-Jan-02
21	GRANATO Cammi	LW	R	1.71 m/5-7"	63 kg/ 139 lbs	25-Mar-71	US National Team	USA 28-Jan-02
22	DARWITZ Natalie	CE	R	1.57 m/5-2"	59 kg/ 130 lbs	13-Oct-83	US National Team	USA 28-Jan-02
24	BAILEY Chris	RD	L	1.69 m/5-7"	72 kg/ 159 lbs	5-Feb-72	US National Team	USA 28-Jan-02
25	DUNN Tricia	LW	L	1.74 m/5-9"	68 kg/ 150 lbs	25-Apr-74	US National Team	USA 28-Jan-02
29	TUETING Sarah	GK	L	1.71 m/5-7"	63 kg/ 139 lbs	26-Apr-76	US National Team	USA 28-Jan-02

Function	Name	Citizenship	Date of Birth
Head Coach	SMITH Benjamin	USA	22-Jan-46
Assistant Coach	SASNER Julie	USA	3-Jan-66
Team Leader	REID Larry	USA	12-Nov-38
Equipment Manager	WEBSTER Robert	USA	26-Jul-55
Physiotherapist	HUTSICK Maria	USA	11-Aug-52
Team Doctor	STEPHENS Bradford	USA	6-Mar-42
Team Staff	DELANO Sara	USA	1-Jan-00
Team Staff	HABERL Peter	AUT	22-Jan-65



COMPETITION SCHEDULE / CALENDRIER DES ÉPREUVES

WOMEN DAMES

THU 21 FEB 2002 / JEU 21 FEV 2002 21:50

Game	Teams	Arena	Date	Time
1	Women's Pre. Rnd-Grp A Gm. 1-CAN vs KAZ	E Center Field of Play	11 FEB	11:05
2	Women's Pre. Rnd-Grp A Gm. 2-SWE vs RUS	The Peaks Field of Play	11 FEB	14:00
3	Women's Pre. Rnd-Grp B Gm. 3-USA vs GER	E Center Field of Play	12 FEB	11:10
4	Women's Pre. Rnd-Grp B Gm. 4-FIN vs CHN	The Peaks Field of Play	12 FEB	14:00
5	Women's Pre. Rnd-Grp A Gm. 5-RUS vs CAN	E Center Field of Play	13 FEB	11:05
6	Women's Pre. Rnd-Grp A Gm. 6-SWE vs KAZ	The Peaks Field of Play	13 FEB	14:00
7	Women's Pre. Rnd-Grp B Gm. 7-FIN vs GER	The Peaks Field of Play	14 FEB	11:05
8	Women's Pre. Rnd-Grp B Gm. 8-CHN vs. USA	The Peaks Field of Play	14 FEB	16:05
9	Women's Pre. Rnd-Grp A Gm. 9-KAZ vs RUS	The Peaks Field of Play	15 FEB	14:00
10	Women's Pre. Rnd-Grp B Gm. 10-USA vs FIN	E Center Field of Play	16 FEB	11:05
11	Women's Pre. Rnd-Grp B Gm. 11-GER vs CHN	The Peaks Field of Play	16 FEB	14:00
12	Women's Pre. Rnd-Grp A Gm. 12-CAN vs SWE	The Peaks Field of Play	16 FEB	19:00
13	Women's Placement -Game 13-RUS vs CHN	The Peaks Field of Play	17 FEB	14:00
14	Women's Placement-Game 14-GER vs KAZ	E Center Field of Play	17 FEB	21:00
15	Women's Semifinals-Game 15-CAN vs FIN	E Center Field of Play	19 FEB	11:05
16	Women's Placement-7th/8th-CHN vs KAZ	The Peaks Field of Play	19 FEB	14:00
17	Women's Semifinals-Game 17-USA vs SWE	E Center Field of Play	19 FEB	16:30
18	Women's Placement-5th/6th-RUS vs GER	The Peaks Field of Play	19 FEB	19:00
19	Women's Finals-Bronze Medal - FIN vs SWE	The Peaks Field of Play	21 FEB	12:10
20	Women's Finals-Gold Medal - USA vs CAN	E Center Field of Play	21 FEB	17:10

LEGEND / LEGENDE

Gm: Game

Grp: Group

Pre: Preliminary



ICE HOCKEY WOMEN, PRELIMINARY ROUND, GAME 1
HOCKEY SUR GLACE DAMES, TOUR PRELIMINAIRE, MATCH 1

E CENTER MON 11 FEB 2002 / LUN 11 FEV 2002 START TIME / DÉBUT 11:05

CAN - KAZ

Referee

HAANPAA Anne (IIHF)

Linesmen

KIRSCHNER Tina (IIHF), MACKENZIE Megan (IIHF)

Goalkeepers

Team: CAN	
No.	Name
1	SMALL Sami Jo
33	ST-PIERRE Kim

Team: KAZ	
No.	Name
1	AKIMBETYEVA Anna
33	TRUNOVA Natalya

Team Line-ups

Team: CAN (RED)		
No.	Pos.	Name
6	D	BRISSON Therese
15	F	GOYETTE Danielle
22	F	WICKENHEISER Hayley
73	D	CHARTRAND Isabelle
77	F	CAMPBELL Cassie
5	D	SOSTORICS Colleen
17	F	BOTTERILL Jennifer
24	F	BECHARD Kelly
25	F	SHEWCHUK Tammy Lee
91	D	HEANEY Geraldine
4	D	KELLAR Becky
11	D	POUNDER Cheryl
12	F	DUPUIS Lori
16	F	HEFFORD Jayna
61	F	SUNOHARA Vicky
7	F	PIPER Cherie
13	F	OUELLETTE Caroline
23	F	ANTAL Dana
Head Coach: SAUVAGEAU Daniele		

Team: KAZ (WHITE)		
No.	Pos.	Name
9	D	POTAPOVA Olga
12	D	ADYYEVA Viktoriya
17	F	KRYUKOVA Olga
27	F	MALTSEVA Svetlana
30	F	SOLOVYEVA Yuliya
2	D	ASSONOVA Antonida
4	D	TAIKEVICH Oksana
5	F	KHLYZOVA Tatyana
10	F	SHTELMAISTER Yelena
23	F	MALTSEVA Yekaterina
11	F	LOSYEVA Nadezhda
16	D	KONYSHEVA Olga
19	F	YAKOVCHUK Natalya
21	D	SAZONOVA Viktoriya
29	F	VASSINA Svetlana
6	F	VAFINA Lyubov
7	F	ALEXEYEVA Lyubov
14	F	DIKAMBAYEVA Dinara
Head Coach: MALTSEV Alexandr		

Group A

R	Team	G	W	T	L	GF:GA	PTS
1	CAN	0	0	0	0	0:0	0
1	KAZ	0	0	0	0	0:0	0
1	RUS	0	0	0	0	0:0	0
1	SWE	0	0	0	0	0:0	0

	CAN	KAZ	RUS	SWE
CAN		11 Mon/11:05	13 Wed/11:05	16 Sat/19:00
KAZ	11 Mon/11:05		15 Fri/14:00	13 Wed/14:00
RUS	13 Wed/11:05	15 Fri/14:00		11 Mon/14:00
SWE	16 Sat/19:00	13 Wed/14:00	11 Mon/14:00	

LEGEND

EG	Emergency goalkeeper	No.	Player number	R	Rank
G	Number of games played	Pos.	Position	T	Number of games tied
GA	Goals against		D - Defense	W	Number of games won
GF	Goals for		F - Forward		
L	Number of games lost	PTS	Points		



ICE HOCKEY WOMEN

Round	PRELIMINARY ROUND	Venue	E Center	Date	11 Feb 2002	Start	11.05	Spectators	7321	Game no.	1
--------------	-------------------	--------------	----------	-------------	-------------	--------------	-------	-------------------	------	-----------------	---

Home team (A) (Jersey colour)		Canada (RED)		Goals																Penalties									
No.	Name	Pos.	L	SOG	#	Time	G	A1	A2	GS	P1	P2	P3	P4	P5	P6	N1	N2	N3	N4	N5	N6	Time	No.	Min	Offence	Start	End	
1	SMALL Sami Jo	GK		0	1	02:33	22			PP1	6	15	22	33	61	77	9	12	19	29	33		03:51	17	2	HI-ST	03:51	05:51	
4	KELLAR Becky	D	3	1	2	08:45	7	23	5	EQ	5	7	13	23	33	91	2	4	17	27	30	33		19:25	77	2	TRIP	19:25	21:25
5	SOSTORICS Colleen	D	2	6	3	11:09	61	7	13	PP1	6	7	13	22	33	61	9	12	27	29	33		21:37	6	2	BOARD	21:37	23:37	
6*	BRISSON Therese	D	1	2	4	23:49	25	15	5	PP1	5	15	22	25	33	91	9	12	19	23	33		48:23	13	2	ROUGH	48:23	50:23	
7	PIPER Cherie	F	4	7	5	35:18	22	15		PP1	4	7	15	22	33	91	9	12	19	29	33								
11	POUNDER Cheryl	D	3	1	6	47:27	15	22		PP1	6	7	15	22	33	61	9	12	19	29	33								
12	DUPUIS Lori	F	3	1	7	57:23	61	16		EQ	6	11	12	16	33	61	2	4	5	10	14	33							
13	OUELLETTE Caroline	F	4	1																									
15*	GOYETTE Danielle	F	1	6																									
16	HEFFORD Jayna	F	3	4																									
17	BOTTERILL Jennifer	F	2	3																									
22*	WICKENHEISER Hayley	A	F	1	5																								
23	ANTAL Dana	F	4	7																									
24	BECHARD Kelly	F	2	1																									
25	SHEWCHUK Tammy Lee	F	2	5																									
33*	ST-PIERRE Kim	GK		0																									
61	SUNOHARA Vicky	A	F	3	12																								
73*	CHARTRAND Isabelle	D	1	1																									
77*	CAMPBELL Cassie	C	F	1	1																								
91	HEANEY Geraldine	D	2	2																									
Team Manager:		ROBITAILLE Gaetan		Head Coach: SAUVAGEAU Daniele																Assistant Coach: KOZAK Walter									

Visiting team (B) (Jersey colour)		Kazakhstan (WHITE)		Goals																Penalties									
No.	Name	Pos.	L	SOG	#	Time	G	A1	A2	GS	P1	P2	P3	P4	P5	P6	N1	N2	N3	N4	N5	N6	Time	No.	Min	Offence	Start	End	
1	AKIMBETYEVA Anna	GK		0																				02:30	4	2	HOLD	02:30	02:33
2	ASSONOVA Antonida	D	2	0																				09:20	5	2	SLASH	09:20	11:09
4	TAIKEYICH Oksana	D	2	1																				23:04	4	2	SLASH	23:04	23:49
5	KHLYZOVA Tatyana	F	2	2																				25:10	4	2	HI-ST	25:10	27:10
6	VAFINA Lyubov	F	4	0																				29:14	4	2	TRIP	29:14	31:14
7	ALEXEYEVA Lyubov	F	4	0																				34:16		2	DELAY	34:16	35:18
9*	POTAPOVA Olga	A	D	1	0																			37:02	10	2	HOLD	37:02	39:02
10	SHTELMAISTER Yelena	A	F	2	0																			40:00	9	2	TRIP	40:00	42:00
11	LOSYEVA Nadezhda	F	3	1																				46:57	30	2	HOLD	46:57	47:27
12*	ADYEVA Viktoriya	D	1	3																									
14	DIKAMBAYEVA Dinara	F	4	0																									
16	KONYSHEVA Olga	D	3	0																									
17*	KRYUKOVA Olga	C	F	1	0																								
19	YAKOVCHUK Natalya	F	3	3																									
21	SAZONOVA Viktoriya	D	3	0																									
23	MALTSEVA Yekaterina	F	2	0																									
27*	MALTSEVA Svetlana	F	1	1																									
29	VASSINA Svetlana	F	3	0																									
30*	SOLOVYEVA Yuliya	F	1	0																									
33*	TRUNOVA Natalya	GK		0																									
Team Manager:		SOLOVYEV Sergey		Head Coach: MALTSEV Alexandr																Assistant Coach: SKOBELKINA Natalya									

Game Summary												Saves					Goalkeeper Records						Goalkeeper Changes		
P	G A:B	SOG A:B	PIM A:B	PPGF A:B	SHGF A:B	GKA1	GKA2	EGA	GKB1	GKB2	EGB	GKA	MIP	GA	GKB	MIP	GA	Time	GKA	GKB					
1	3:0	24:3	4:4	2:0	0:0	3	0	0	21	0	0	33	60:00	0	33	60:00	7	00:00	33	33					
2	2:0	18:3	2:12	2:0	0:0	3	0	0	16	0	0							60:00	--	--					
3	2:0	24:5	2:2	1:0	0:0	5	0	0	22	0	0														
OVT												Start of game: 11:05 End of game: 13:11													
GWS												Time-out A: Time-out B:													
Total	7:0	66:11	8:18	5:0	0:0	11	0	0	59	0	0	Game Supervisor: TOMITA Shoichi													

Referee	HAANPAA Anne	Linesman	KIRSCHNER Tina	Goal Judge	LORDS Harry	Video GJ	OKOLICANY Juraj
Scorekeeper	EBERT Bob	Linesman	MACKENZIE Megan	Goal Judge	GREEN Bill	Game Timekeeper	ZITO Bob
Sign. Manager B		Sign. Manager A		Sign. Scorekeeper		Sign. Referee	



Event Place	Abbreviation of the tournament (e.g. WSA, W18C, WWVB, or W20D...)	Abbreviation	Explanations of penalty abbreviations	Code
Date	Name of the city or the ice rink the games take place	ABUSE	Abuse of officials	01
Start	Date the games take place	BD-CK	Body Checking (female hockey only)	02
Spectators	Time the beginning of the game is announced in the schedule	BENCH	Bench Minor Penalty	03
Game No.	Number of spectators	BOARD	Boarding	04
Home Team (A)	Number of the game announced in the schedule	BUT-E	Butt-Ending	05
Visiting Team (B)	Abbreviation of the home team (e.g. SUI, USA...)	CHARG	Charging	06
No.	Abbreviation of the visiting team (e.g. SUI, USA...)	CHE-B	Checking from behind	07
Family and given name (+BP+C/A)	Jersey number of the player (* = Starts the game)	CROSS	Cross-checking	08
Pos	Name of the player, followed by comma, and given name(s); add BP = Best player of the game, C = Captain or A = Assistant Captain	DELAY	Delaying the game	09
L	Position (GK = Goalkeeper, EG = Emergency Goalkeeper, D = Defenseman, F = Forward)	DIS-N	Goal being deliberately knocked	10
SoG	Number of lineup (1 = first line, 2 = second line, 3 = third line, 4= fourth line)	ELBOW	Elbowing	11
#	Sum of shots on goal (shots saved by goalie plus scored goals) of this player	FISTI	Fisticuffs	12
Time	Number of goal (-- for missed penaltyshot)	GA-MI	Game misconduct penalty	13
G	Time the goal is scored	GR-MI	Gross misconduct penalty	14
A1	Jersey number of the player scoring the goal	HI-ST	High Sticking	15
A2	Jersey number of the first assist	HOLD	Holding	16
GS	Jersey number of the second assist	HOOK	Hooking	17
P1 P2 P3 P4 P5 P6	Game situation (EQ = equal, PP1 = power play 5:4 or 4:3, PP2 = power play 5:3, SH1 = shorthanded 4:5 or 3:4, SH2 = shorthanded 3:5, PS = penalty shot, GWS = game winning shot)	HO-ST	Holding the stick	18
N1 N2 N3 N4 N5 N6	Positive participation (all players on ice of the goal scoring team)	IL-EQ	Illegal Equipment	19
	Negative participation (all players on ice of the goal receiving team)	INTRF	Interference	20
Time	Time the penalty is called by the referee	KNEE	Kneeing	21
No.	Jersey number of the penalized player	MATCH	Match penalty	22
Offence	Abbreviation of penalty (explanation see next column)	MISC	Misconduct penalty	23
Start	Time the penalty starts	OTHER	Other Offences	24
End	Time the penalty ends	P-SHOT	Penalty shot	25
Team Manager	Name and given name of the team manager	ROUGH	Roughing	26
Head Coach	Name and given name of the head coach	SLASH	Slashing	27
Assistant Coach	Name and given name of the assistant coach	SPEAR	Spearing	28
Period	Period 1, 2, 3, OVT = overtime, GWS = game winning shots	TOO-M	Too many players on ice	29
Total	Total sum of all entries in the columns	TRIP	Tripping	30
G A:B	Number of goals scored by team A : team B (depending on period)	UN-SP	Unsportsmanlike Conduct	31
SOG A:B	Number of shots on goal plus scored by team A : team B (depending on period)			
PIM A:B	Number of penalty minutes for team A : team B (depending on period)			
PPGF A:B	Number of power play goals scored by team A : team B (depending on period)			
SHGF A:B	Number of shorthanded goals scored by team A : team B (depending on period)			
GKA1	Sum of shots saved by the first goalie of team A (depending on period)			
GKA2	Sum of shots saved by the second goalie of team A (depending on period)			
EGA	Sum of shots saved by the emergency goalie of team A (depending on period)			
GKB1	Sum of shots saved by the first goalie of team B (depending on period)			
GKB2	Sum of shots saved by the second goalie of team B (depending on period)			
EGB	Sum of shots saved by the emergency goalie of team B (depending on period)			
GKA	Jersey numbers of the goalies of team A			
GKB	Jersey numbers of the goalies of team B			
MIP	Minutes in play for each goalie			
GA	Goals against for each goalie			
Start of game	Time the game really starts			
End of game	Time the game really ends			
Timeout A	Time the home team takes a 30 seconds timeout			
Timeout B	Time the visiting team takes a 30 seconds timeout			
Game Supervisor	Name of the game supervisor			
Time	Time the goalie comes in or goes out			
GKA	Jersey number of the goalie of team A coming in (- for leaving)			
GKB	Jersey number of the goalie of team B coming in (- for leaving)			
Referee	Name and given name of the referee for this game			
Scorekeeper	Name and given name of the scorekeeper for this game			
Linesman	Name and given name of the linesman for this game			
Goal Judge	Name and given name of the goal judge for this game			
Timekeeper	Name and given name of the timekeeper for this game			
Sign.	Signature of Referee, Scorekeeper, Manager of Team A and Manager of Team B			
A	Jersey number of the player of team A (Marked with * when he starts the game winning)			
B	Jersey number of the player of team B (Marked with * when he starts the game winning)			
GKA	Goalie of team A for this game winning shot			
GKB	Goalie of team B for this game winning shot			
GF:GA	Goals scored after this game winning shot of each team			

Time	GKA	GKB

Game Winning Shots

A	B	GKA	GKB	Score	A	B	GKA	GKB	Score	A	B	GKA	GKB	Score	A	B	GKA	GKB	Score	A	B	GKA	GKB	Score	

Notes:



ICE HOCKEY WOMEN, PRELIMINARY ROUND, GAME 1
HOCKEY SUR GLACE DAMES, TOUR PRELIMINAIRE, MATCH 1

E CENTER MON 11 FEB 2002 / LUN 11 FEV 2002 START TIME / DÉBUT 11:05

CAN - KAZ 7-0 (3-0, 2-0, 2-0)

Spectators	Referee	Linesmen
7321	HAANPAA Anne (IIHF)	KIRSCHNER Tina (IIHF), MACKENZIE Megan (IIHF)

Team Statistics

Period	Score	SVS	SOG	PIM	TPP	PPG	SHG
1	3 : 0	3 : 21	24 : 3	4 : 4	1:52 : 2:35	2 : 0	0 : 0
2	2 : 0	3 : 16	18 : 3	2 : 12	7:14 : 2:52	2 : 0	0 : 0
3	2 : 0	5 : 22	24 : 5	2 : 2	2:30 : 2:00	1 : 0	0 : 0
Total	7 : 0	11 : 59	66 : 11	8 : 18	11:36 : 7:27	5 : 0	0 : 0

1st Period

Action	Time	ET/Res	Team	Type	No.	Name	(G) Name of Assistant(s) / Action Description
GK	00:00		CAN		33	ST-PIERRE K	
GK	00:00		KAZ		33	TRUNOVA N	
Penalty	02:30	02:33	KAZ	2 min.	4	TAIKEVICH O	-Holding
Goal	02:33	1:0	CAN	PP1	22	WICKENHEISER H	(1) On ice CAN 33 6 15 22 61 77 KAZ 33 9 12 19 29
Penalty	03:51	05:51	CAN	2 min.	17	BOTTERILL J	-Highsticking
Goal	08:45	2:0	CAN	EQ	7	PIPER C	(1) 23 ANTAL D On ice CAN 33 5 7 13 23 91 5 SOSTORICS C KAZ 33 2 4 17 27 30
Penalty	09:20	11:09	KAZ	2 min.	5	KHLYZOVA T	-Slashing
Goal	11:09	3:0	CAN	PP1	61	SUNOHARA V	(1) 7 PIPER C On ice CAN 33 6 7 13 22 61 13 OUELLETTE C KAZ 33 9 12 27 29
Penalty	19:25	21:25	CAN	2 min.	77	CAMPBELL C	-Tripping

2nd Period

Action	Time	ET/Res	Team	Type	No.	Name	(G) Name of Assistant(s) / Action Description
GK	20:00		CAN		33	ST-PIERRE K	
GK	20:00		KAZ		33	TRUNOVA N	
Penalty	21:37	23:37	CAN	2 min.	6	BRISSON T	-Boarding
Penalty	23:04	23:49	KAZ	2 min.	4	TAIKEVICH O	-Slashing
Goal	23:49	4:0	CAN	PP1	25	SHEWCHUK TL	(1) 15 GOYETTE D On ice CAN 33 5 15 22 25 91 5 SOSTORICS C KAZ 33 9 12 19 23
Penalty	25:10	27:10	KAZ	2 min.	4	TAIKEVICH O	-Highsticking
Penalty	29:14	31:14	KAZ	2 min.	4	TAIKEVICH O	-Tripping
Penalty	34:16	35:18	KAZ	2 min.	-	Team penalty	-Delaying the game
Goal	35:18	5:0	CAN	PP1	22	WICKENHEISER H	(2) 15 GOYETTE D On ice CAN 33 4 7 15 22 91 KAZ 33 9 12 19 29
Penalty	37:02	39:02	KAZ	2 min.	10	SHTELMAISTER Y	-Holding
Penalty	40:00	42:00	KAZ	2 min.	9	POTAPOVA O	-Tripping

3rd Period

Action	Time	ET/Res	Team	Type	No.	Name	(G) Name of Assistant(s) / Action Description
GK	40:00		CAN		33	ST-PIERRE K	
GK	40:00		KAZ		33	TRUNOVA N	
Penalty	46:57	47:27	KAZ	2 min.	30	SOLOVYEVA Y	-Holding
Goal	47:27	6:0	CAN	PP1	15	GOYETTE D	(1) 22 WICKENHEISER H On ice CAN 33 6 7 15 22 61 KAZ 33 9 12 19 29
Penalty	48:23	50:23	CAN	2 min.	13	OUELLETTE C	-Roughing
Goal	57:23	7:0	CAN	EQ	61	SUNOHARA V	(2) 16 HEFFORD J On ice CAN 33 6 11 12 16 61 KAZ 33 2 4 5 10 14



Goalkeeper Records

Team: CAN - Canada			
No.	Goalkeepers	SOG	SVS
33	ST-PIERRE Kim	11	11
1	SMALL Sami Jo	0	0

Team: KAZ - Kazakhstan			
No.	Goalkeepers	SOG	SVS
33	TRUNOVA Natalya	66	59
	AKIMBETYEVA Anna	0	

Shots & Plus-Minus

Team: CAN - Canada								
No.	Pos.	Player	1	2	3	OT	TS	+/-
6	D	BRISSON Therese	0	2	0	0	2	1
15	F	GOYETTE Danielle	1	0	5	0	6	0
22	F	WICKENHEISER Hayley	3	1	1	0	5	0
73	D	CHARTRAND Isabelle	0	1	0	0	1	0
77	F	CAMPBELL Cassie	0	1	0	0	1	0
5	D	SOSTORICS Colleen	0	2	4	0	6	1
17	F	BOTTERILL Jennifer	1	2	0	0	3	0
24	F	BECHARD Kelly	1	0	0	0	1	0
25	F	SHEWCHUK Tammy Lee	3	1	1	0	5	0
91	D	HEANEY Geraldine	0	0	2	0	2	1
4	D	KELLAR Becky	0	0	1	0	1	0
11	D	POUNDER Cheryl	0	1	0	0	1	1
12	F	DUPUIS Lori	0	0	1	0	1	1
16	F	HEFFORD Jayna	2	1	1	0	4	1
61	F	SUNOHARA Vicky	4	3	5	0	12	1
7	F	PIPER Cherie	4	2	1	0	7	1
13	F	OUELLETTE Caroline	0	1	0	0	1	1
23	F	ANTAL Dana	5	0	2	0	7	1
TOTALS			24	18	24	0	66	

Head Coach: SAUVAGEAU Daniele

Team: KAZ - Kazakhstan								
No.	Pos.	Player	1	2	3	OT	TS	+/-
9	D	POTAPOVA Olga	0	0	0	0	0	0
12	D	ADYYEVA Viktoriya	1	1	1	0	3	0
17	F	KRYUKOVA Olga	0	0	0	0	0	-1
27	F	MALTSEVA Svetlana	0	0	1	0	1	-1
30	F	SOLOVYEVA Yuliya	0	0	0	0	0	-1
2	D	ASSONOVA Antonida	0	0	0	0	0	-2
4	D	TAIKEVICH Oksana	0	0	1	0	1	-2
5	F	KHLYZOVA Tatyana	0	0	2	0	2	-1
10	F	SHELMAISTER Yelena	0	0	0	0	0	-1
23	F	MALTSEVA Yekaterina	0	0	0	0	0	0
11	F	LOSYEVA Nadezhda	1	0	0	0	1	0
16	D	KONYSHEVA Olga	0	0	0	0	0	0
19	F	YAKOVCHUK Natalya	1	2	0	0	3	0
21	D	SAZONOVA Viktoriya	0	0	0	0	0	0
29	F	VASSINA Svetlana	0	0	0	0	0	0
6	F	VAFINA Lyubov	0	0	0	0	0	0
7	F	ALEXEYEVA Lyubov	0	0	0	0	0	0
14	F	DIKAMBAYEVA Dinara	0	0	0	0	0	-1
TOTALS			3	3	5	0	11	

Head Coach: MALTSEV Alexandr

Group A

R	Team	GP	W	T	L	GF:GA	PTS
1	CAN	1	1	0	0	7:0	2
2	RUS	0	0	0	0	0:0	0
2	SWE	0	0	0	0	0:0	0
4	KAZ	1	0	0	1	0:7	0

	CAN	KAZ	RUS	SWE
CAN		7:0	13 FEB/11:05	16 FEB/19:00
KAZ	0:7		15 FEB/14:00	13 FEB/14:00
RUS	13 FEB/11:05	15 FEB/14:00		11 FEB/14:00
SWE	16 FEB/19:00	13 FEB/14:00	11 FEB/14:00	

LEGEND

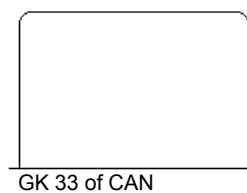
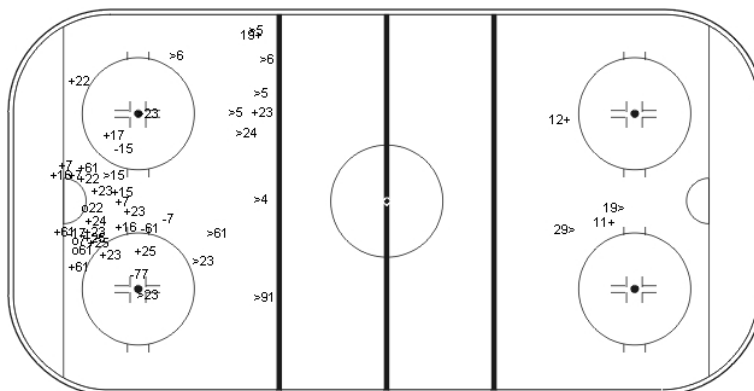
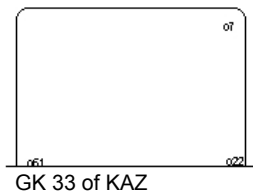
ET/Res	Penalty end time/Result of game	OT	Overtime	SH1	Shorthanded - 1 player
ENG	Empty net goal	Pen.	Penalty	SH2	Shorthanded - 2 players
EQ	Equal strength	PIM	Penalties in minutes	SHG	Shorthanded goals
(G)	Number of goals in tournament	Pos.	Position	SOG	Shots on goal
GA	Goals against		D - Defense	SSG	Shots saved by goalkeeper
GF	Goals for		F - Forward	SVS	Saves
GK	Goalkeeper	PP1	Power play - 1 player	T	Number of games tied
GP	Number of games played	PP2	Power play - 2 players	TS	Total shots by player
GWS	Game winning shot	PPG	Power play goals	TPP	Time on power play
L	Number of games lost	PS	Penalty shot	W	Number of games won
No.	Player number	PTS	Points		
+/-	Net result of positive and negative participation				



ICE HOCKEY WOMEN, PRELIMINARY ROUND, GAME 1
 HOCKEY SUR GLACE DAMES, TOUR PRELIMINAIRE, MATCH 1

E CENTER MON 11 FEB 2002 / LUN 11 FEV 2002 START TIME / DÉBUT 11:05

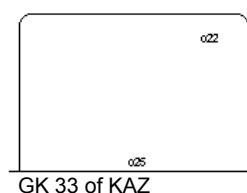
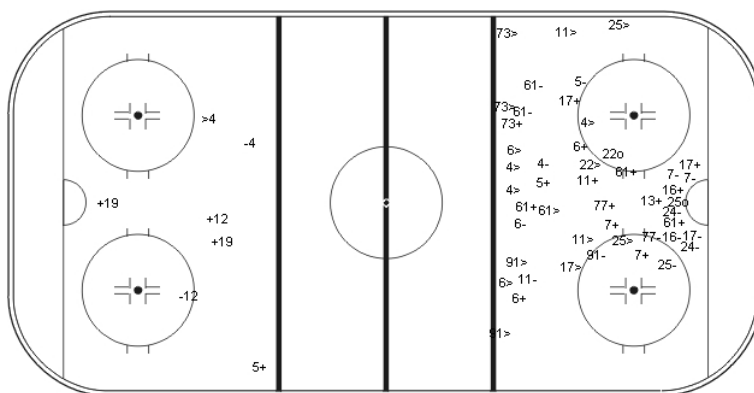

CAN - KAZ



Shots by CAN
 Goals (o): 3 SSG(+): 21
 SSP(<): 13 SPG(-): 5

Period: 1

Shots by KAZ
 Goals (o): 0 SSG(+): 3
 SSP(>): 2 SPG(-): 0



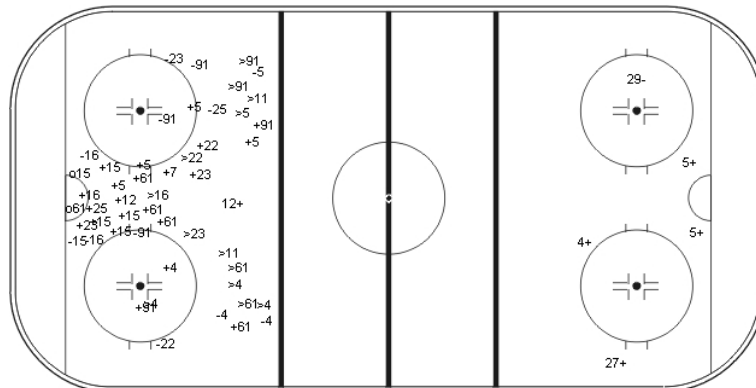
Shots by KAZ
 Goals (o): 0 SSG(+): 3
 SSP(<): 1 SPG(-): 2

Period: 2

Shots by CAN
 Goals (o): 2 SSG(+): 16
 SSP(>): 16 SPG(-): 15



GK 33 of KAZ



GK 33 of CAN

Shots by CAN
Goals (o): 2 SSG(+): 22
SSP(<): 13 SPG(-): 12

Period: 3

Shots by KAZ
Goals (o): 0 SSG(+): 5
SSP(>): 0 SPG(-): 1

LEGEND

ENG Empty net goal
GK Goalkeeper

SPG Shots past goal
SSG Shots saved by goalkeeper

SSP Shots saved by player



ICE HOCKEY WOMEN, PRELIMINARY ROUND, GAME 1
 HOCKEY SUR GLACE DAMES, TOUR PRELIMINAIRE, MATCH 1

E CENTER MON 11 FEB 2002 / LUN 11 FEV 2002 START TIME / DÉBUT 11:05

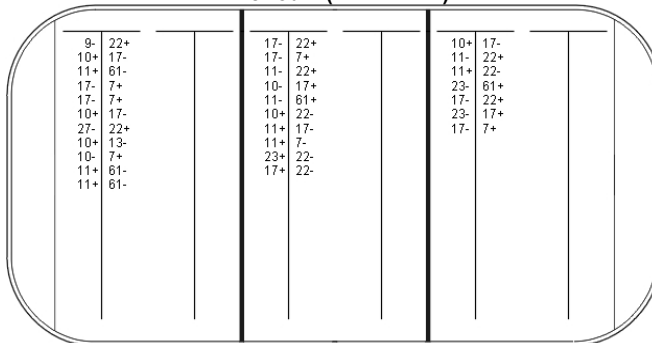
CAN - KAZ

Face-off by KAZ

Period: 1

	Won	Lost
DZ	6	5
MZ	5	5
AZ	2	5
Total	13	15

Period 1 (KAZ - CAN)



Face-off by CAN

Period: 1


	Won	Lost
DZ	5	2
MZ	5	5
AZ	5	6
Total	15	13

Face-off by CAN

Period: 2

	Won	Lost
DZ	2	3
MZ	6	3
AZ	13	5
Total	21	11

Period 2 (CAN - KAZ)



Face-off by KAZ

Period: 2

	Won	Lost
DZ	5	13
MZ	3	6
AZ	3	2
Total	11	21

Game total

	Won	Lost
DZ	7	5
MZ	11	8
AZ	18	11
Total	36	24

Game total


	Won	Lost
DZ	11	18
MZ	8	11
AZ	5	7
Total	24	36

Face-off by KAZ

Period: 3

	Won	Lost
DZ	5	8
MZ	2	5
AZ	1	2
Total	8	15

Period 3 (KAZ - CAN)



Face-off by CAN

Period: 3

	Won	Lost
DZ	2	1
MZ	5	2
AZ	8	5
Total	15	8

Game total

	Won	Lost
DZ	16	26
MZ	10	16
AZ	6	9
Total	32	51

Game total

	Won	Lost
DZ	9	6
MZ	16	10
AZ	26	16
Total	51	32

LEGEND

AZ Attack zone

DZ Defensive zone

MZ Middle zone



ICE HOCKEY WOMEN, PRELIMINARY ROUND, GAME 2
HOCKEY SUR GLACE DAMES, TOUR PRELIMINAIRE, MATCH 2

PEAKS MON 11 FEB 2002 / LUN 11 FEV 2002 START TIME / DÉBUT 14:00

SWE - RUS

Referee

KNIGHT Krista (IIHF)

Linesmen

BISSONNETTE Julie (IIHF), SUBAN Johanna (IIHF)

Goalkeepers

Team: SWE	
No.	Name
30	MARTIN Kim
35	AHLEN Annica

Team: RUS	
No.	Name
20	GASHENNIKOVA Irina
30	VOTINTSEVA Irina

Team Line-ups

Team: SWE (YELLOW)		
No.	Pos.	Name
10	F	SAMUELSSON Evelina
18	F	PETTERSSON Josefin
21	F	ELFSBERG Joa
23	D	ANDERSSON Gunilla
25	D	SJOLANDER Therese
6	D	ANDERSSON Anna
7	F	ROTH Maria
8	F	HOLST Erika
17	D	EDSTRAND Ann-Louise
19	F	ALMBLAD Lotta
5	D	BERGGREN Emelie
9	F	VIKMAN Anna
14	F	BERGSTRAND Kristina
27	D	LINDBERG Ylva
29	F	LINDSTROM Ulrica
11	F	LARSSON Maria
24	F	JANSSON Nanna
28	F	RUNDQVIST Danijela
Head Coach: YNGVE Christian		

Team: RUS (RED)		
No.	Pos.	Name
2	D	BARYKINA Maria
17	F	SMOLENTSEVA Ekaterina
21	F	TREFILOVA Svetlana
23	F	BURINA Tatiana
29	D	SHCHELCHKOVA Zhanna
3	D	PETROVSKAIA Kristina
4	D	KHOMITCH Alena
7	D	BOBROVA Elena
18	F	TSAREVA Tatiana
25	F	PACHKEVITCH Ekaterina
10	F	MISHINA Larisa
15	D	PERMYAKOVA Olga
22	F	TERENTIEVA Svetlana
26	D	SAVENKOVA Olga
27	F	BIALKOVSKAIA Elena
11	F	SOTNIKOVA Tatiana
12	F	GLADYCHEVA Ioulia
28	F	TRETYAKOVA Oxana
Head Coach: DOLGUSHIN Viacheslav		

Group A

R	Team	G	W	T	L	GF:GA	PTS
1	CAN	1	1	0	0	7:0	2
2	RUS	0	0	0	0	0:0	0
2	SWE	0	0	0	0	0:0	0
4	KAZ	1	0	0	1	0:7	0

	CAN	KAZ	RUS	SWE
CAN		7:0	13 Wed/11:05	16 Sat/19:00
KAZ	0:7		15 Fri/14:00	13 Wed/14:00
RUS	13 Wed/11:05	15 Fri/14:00		11 Mon/14:00
SWE	16 Sat/19:00	13 Wed/14:00	11 Mon/14:00	

LEGEND

EG	Emergency goalkeeper	No.	Player number	R	Rank
G	Number of games played	Pos.	Position	T	Number of games tied
GA	Goals against		D - Defense	W	Number of games won
GF	Goals for		F - Forward		
L	Number of games lost	PTS	Points		



ICE HOCKEY WOMEN

Round	PRELIMINARY ROUND	Venue	Peaks	Date	11 Feb 2002	Start	14.00	Spectators	5241	Game no.	2
--------------	-------------------	--------------	-------	-------------	-------------	--------------	-------	-------------------	------	-----------------	---

Home team (A) (Jersey colour)		Sweden (YELLOW)		Goals																Penalties								
No.	Name	Pos.	L	SOG	#	Time	G	A1	A2	GS	P1	P2	P3	P4	P5	P6	N1	N2	N3	N4	N5	N6	Time	No.	Min	Offence	Start	End
5	BERGGREN Emelie	D	3	0	1	08:14	17	7	8	PP1	7	8	10	14	17	35	2	17	20	23	29	05:08	25	2	TRIP	05:08	07:08	
6	ANDERSSON Anna	A	D	2	1	2	15:15	19	18	EQ	18	19	21	23	25	35	4	7	17	20	22	25	37:43	7	2	INTRF	37:43	39:43
7	ROTH Maria	F	2	7	3	24:11	14			EQ	6	10	14	17	19	35	2	17	20	21	23	29						
8	HOLST Erika	C	F	2	4																							
9	VIKMAN Anna	F	3	1																								
10*	SAMUELSSON Evelina	F	1	7																								
11	LARSSON Maria	F	4	0																								
14	BERGSTRAND Kristina	F	3	6																								
17	EDSTRAND Ann-Louise	D	2	4																								
18*	PETTERSSON Josefin	F	1	2																								
19	ALMLAD Lotta	F	2	5																								
21*	ELFSBERG Joa	F	1	1																								
23*	ANDERSSON Gunilla	D	1	0																								
24	JANSSON Nanna	F	4	0																								
25*	SJOLANDER Therese	D	1	3																								
27	LINDBERG Ylva	D	3	2																								
28	RUNDQVIST Danijela	F	4	0																								
29	LINDSTROM Ulrica	A	F	3	1																							
30	MARTIN Kim	GK		0																								
35*	AHLEN Annica	GK		0																								
Team Manager:	KARLSSON Lars G		Head Coach:	YNGVE Christian								Assistant Coach:	MORGER Daniel															

Visiting team (B) (Jersey colour)		Russia (RED)		Goals																Penalties								
No.	Name	Pos.	L	SOG	#	Time	G	A1	A2	GS	P1	P2	P3	P4	P5	P6	N1	N2	N3	N4	N5	N6	Time	No.	Min	Offence	Start	End
2*	BARYKINA Maria	A	D	1	1	1	25:07	25		EQ	4	7	18	20	22	25	5	14	18	27	29	35	08:06	12	2	BD-CK	08:06	08:14
3	PETROVSKAIA Kristina	D	2	2	2	36:04	10	15		EQ	10	15	20	22	26	27	10	18	21	23	25	35	13:05	25	2	CROSS	13:05	15:05
4	KHOMITCH Alena	D	2	0																			26:10	17	2	TRIP	26:10	28:10
7	BOBROVA Elena	D	2	0																			32:17	15	2	SLASH	32:17	34:17
10	MISHINA Larisa	F	3	4																			42:38	15	2	HOOK	42:38	44:38
11	SOTNIKOVA Tatiana	F	4	0																								
12	GLADYCHEVA Ioulia	F	4	0																								
15	PERMYAKOVA Olga	D	3	0																								
17*	SMOLENTSEVA Ekaterina	F	1	2																								
18	TSAREVA Tatiana	F	2	1																								
20*	GASHENNIKOVA Irina	GK		0																								
21*	TREILOVA Svetlana	F	1	0																								
22	TERENTIEVA Svetlana	F	3	0																								
23*	BURINA Tatiana	F	1	1																								
25	PACHKEVITCH Ekaterina	A	F	2	2																							
26	SAVENKOVA Olga	D	3	0																								
27	BIALKOVSKAIA Elena	F	3	1																								
28	TRETYAKOVA Oxana	F	4	0																								
29*	SHCHELCHKOVA Zhanna	C	D	1	0																							
30	VOTINTSEVA Irina	GK		0																								
Team Manager:	TUZIK Igor		Head Coach:	DOLGUSHIN Viacheslav								Assistant Coach:	ANISSIMOV Andrey															

Game Summary			Saves			Goalkeeper Records						Goalkeeper Changes																	
P	G A:B	SOG A:B	PIM A:B	PPGF A:B	SHGF A:B	GKA1	GKA2	EGA	GKB1	GKB2	EGB	GKA	MIP	GA	GKB	MIP	GA	Time	GKA	GKB									
1	2:0	13:2	2:4	1:0	0:0	2	0	0	11	0	0	35	60:00	2	20	60:00	3	00:00	35	20									
2	1:2	15:7	2:4	0:0	0:0	5	0	0	14	0	0							60:00	--	--									
3	0:0	16:5	0:2	0:0	0:0	5	0	0	16	0	0																		
OVT																													
GWS																													
Total	3:2	44:14	4:10	1:0	0:0	12	0	0	41	0	0																		
																		Start of game:	14:01			End of game:	15:56						
																		Time-out A:						Time-out B:					
																		Game Supervisor:						BUSH Walter					

Referee	KNIGHT Krista	Linesman	BISSONNETTE Julie	Goal Judge	GALLENI Robert	Video GJ	JALARVO Jarmo Sa
Scorekeeper	SOUTTER Dave	Linesman	SUBAN Johanna	Goal Judge	BAIRD Gerry	Game Timekeeper	ZITO Robert
Sign. Manager B		Sign. Manager A		Sign. Scorekeeper		Sign. Referee	



Event Place Date Start Spectators Game No.	Abbreviation of the tournament (e.g. WSA, W18C, WWSB, or W20D...) Name of the city or the ice rink the games takes place Date the games take place Time the beginning of the game is announced in the schedule Number of spectators Number of the game announced in the schedule	Abbreviation	Explanations of penalty abbreviations	Code
Home Team (A) Visiting Team (B)	Abbreviation of the home team (e.g. SUJ, USA...) Abbreviation of the visiting team (e.g. SUJ, USA...)	ABUSE BD-CK BENCH BOARD BUT-E CHARG CHE-B CROSS DELAY DIS-N ELBOW FISTI GA-MI GR-MI HI-ST HOLD HOOK HO-ST IL-EQ INTRF KNEE MATCH MISC OTHER P-SHOT ROUGH SLASH SPEAR TOO-M TRIP UN-SP	Abuse of officials Body Checking (female hockey only) Bench Minor Penalty Boarding Butt-Ending Charging Checking from behind Cross-checking Delaying the game Goal being deliberately knocked Elbowing Fisticuffs Game misconduct penalty Gross misconduct penalty High Sticking Holding Hooking Holding the stick Illegal Equipment Interference Kneeing Match penalty Misconduct penalty Other Offences Penalty shot Roughing Slashing Spearing Too many players on ice Tripping Unsportsmanlike Conduct	01 02 03 04 05 06 07 08 09 10 11 12 13 14 15 16 17 18 19 20 21 22 23 24 25 26 27 28 29 30 31
No. Family and given name (+BP+C/A) Pos L SoG # Time G A1 A2 GS	Jersey number of the player (* = Starts the game) Name of the player, followed by comma, and given name(s); add BP = Best player of the game, C = Captain or A = Assistant Captain Position (GK = Goalkeeper, EG = Emergency Goalkeeper, D = Defenseman, F = Forward) Number of lineup (1 = first line, 2 = second line, 3 = third line, 4= fourth line) Sum of shots on goal (shots saved by goalie plus scored goals) of this player Number of goal (-- for missed penaltyshot) Time the goal is scored Jersey number of the player scoring the goal Jersey number of the first assist Jersey number of the second assist Game situation (EQ = equal, PP1 = power play 5:4 or 4:3, PP2 = power play 5:3, SH1 = shorthanded 4:5 or 3:4, SH2 = shorthanded 3:5, PS = penalty shot, GWS = game winning shot)			
P1 P2 P3 P4 P5 P6 N1 N2 N3 N4 N5 N6	Positive participation (all players on ice of the goal scoring team) Negative participation (all players on ice of the goal receiving team)			
Time No. Offence Start End Team Manager Head Coach Assistant Coach	Time the penalty is called by the referee Jersey number of the penalized player Abbreviation of penalty (explanation see next column) Time the penalty starts Time the penalty ends Name and given name of the team manager Name and given name of the head coach Name and given name of the assistant coach			
Period Total G A:B SOG A:B PIM A:B PPGF A:B SHGF A:B	Period 1, 2, 3, OVT = overtime, GWS = game winning shots Total sum of all entries in the columns Number of goals scored by team A : team B (depending on period) Number of shots on goal plus scored by team A : team B (depending on period) Number of penalty minutes for team A : team B (depending on period) Number of power play goals scored by team A : team B (depending on period) Number of shorthanded goals scored by team A : team B (depending on period)			
GKA1 GKA2 EGA GKB1 GKB2 EGB	Sum of shots saved by the first goalie of team A (depending on period) Sum of shots saved by the second goalie of team A (depending on period) Sum of shots saved by the emergency goalie of team A (depending on period) Sum of shots saved by the first goalie of team B (depending on period) Sum of shots saved by the second goalie of team B (depending on period) Sum of shots saved by the emergency goalie of team B (depending on period)			
GKA GKB MIP GA	Jersey numbers of the goalies of team A Jersey numbers of the goalies of team B Minutes in play for each goalie Goals against for each goalie			
Start of game End of game Timeout A Timeout B Game Supervisor	Time the game really starts Time the game really ends Time the home team takes a 30 seconds timeout Time the visiting team takes a 30 seconds timeout Name of the game supervisor			
Time GKA GKB	Time the goalie comes in or goes out Jersey number of the goalie of team A coming in (- for leaving) Jersey number of the goalie of team B coming in (- for leaving)			
Referee Scorekeeper Linesman Goal Judge Timekeeper Sign.	Name and given name of the referee for this game Name and given name of the scorekeeper for this game Name and given name of the linesman for this game Name and given name of the goal judge for this game Name and given name of the timekeeper for this game Signature of Referee, Scorekeeper, Manager of Team A and Manager of Team B			
A B GKA GKB GF:GA	Jersey number of the player of team A (Marked with * when he starts the game winning) Jersey number of the player of team B (Marked with * when he starts the game winning) Goalie of team A for this game winning shot Goalie of team B for this game winning shot Goals scored after this game winning shot of each team			

Time	GKA	GKB

Game Winning Shots

A	B	GKA	GKB	Score	A	B	GKA	GKB	Score	A	B	GKA	GKB	Score	A	B	GKA	GKB	Score	A	B	GKA	GKB	Score

Notes:



ICE HOCKEY WOMEN, PRELIMINARY ROUND, GAME 2
HOCKEY SUR GLACE DAMES, TOUR PRELIMINAIRE, MATCH 2

PEAKS MON 11 FEB 2002 / LUN 11 FEV 2002 START TIME / DÉBUT 14:00

SWE - RUS 3-2 (2-0, 1-2, 0-0)

Spectators	Referee	Linesmen
5241	KNIGHT Krista (IIHF)	BISSONNETTE Julie (IIHF), SUBAN Johanna (IIHF)

Team Statistics

Period	Score	SVS	SOG	PIM	TPP	PPG	SHG
1	2 : 0	2 : 11	13 : 2	2 : 4	2:08 : 2:00	1 : 0	0 : 0
2	1 : 2	5 : 14	15 : 7	2 : 4	4:00 : 2:00	0 : 0	0 : 0
3	0 : 0	5 : 16	16 : 5	0 : 2	2:00 : 0:00	0 : 0	0 : 0
Total	3 : 2	12 : 41	44 : 14	4 : 10	8:08 : 4:00	1 : 0	0 : 0

1st Period

Action	Time	ET/Res	Team	Type	No.	Name	(G) Name of Assistant(s) / Action Description
GK	00:00		SWE		35	AHLEN A	
GK	00:00		RUS		20	GASHENNIKOVA I	
Penalty	05:08	07:08	SWE	2 min.	25	SJOLANDER T	-Tripping
Penalty	08:06	08:14	RUS	2 min.	12	GLADYCHEVA I	-Body Checking
Goal	08:14	1:0	SWE	PP1	17	EDSTRAND AL	(1) 7 ROTH M On ice SWE 35 7 8 10 14 17 8 HOLST E RUS 20 2 17 23 29
Penalty	13:05	15:05	RUS	2 min.	25	PACHKEVITCH E	-Cross-checking
Goal	15:15	2:0	SWE	EQ	19	ALMBLAD L	(1) 18 PETTERSSON J On ice SWE 35 18 19 21 23 25 RUS 20 4 7 17 22 25

2nd Period

Action	Time	ET/Res	Team	Type	No.	Name	(G) Name of Assistant(s) / Action Description
GK	20:00		SWE		35	AHLEN A	
GK	20:00		RUS		20	GASHENNIKOVA I	
Goal	24:11	3:0	SWE	EQ	14	BERGSTRAND K	(1) On ice SWE 35 6 10 14 17 19 RUS 20 2 17 21 23 29
Goal	25:07	3:1	RUS	EQ	25	PACHKEVITCH E	(1) On ice SWE 35 5 14 18 27 29 RUS 20 4 7 18 22 25
Penalty	26:10	28:10	RUS	2 min.	17	SMOLENTSEVA E	-Tripping
Penalty	32:17	34:17	RUS	2 min.	15	PERMYAKOVA O	-Slashing
Goal	36:04	3:2	RUS	EQ	10	MISHINA L	(1) 15 PERMYAKOVA O On ice SWE 35 10 18 21 23 25 RUS 20 10 15 22 26 27
Penalty	37:43	39:43	SWE	2 min.	7	ROTH M	-Interference

3rd Period

Action	Time	ET/Res	Team	Type	No.	Name	(G) Name of Assistant(s) / Action Description
GK	40:00		SWE		35	AHLEN A	
GK	40:00		RUS		20	GASHENNIKOVA I	
Penalty	42:38	44:38	RUS	2 min.	15	PERMYAKOVA O	-Hooking

Goalkeeper Records

Team: SWE - Sweden			
No.	Goalkeepers	SOG	SVS
35	AHLEN Annica	14	12
30	MARTIN Kim	0	0

Team: RUS - Russia			
No.	Goalkeepers	SOG	SVS
20	GASHENNIKOVA Irina	44	41
30	VOTINTSEVA Irina	0	0



Shots & Plus-Minus

Team: SWE - Sweden							
No.	Pos.	Player	1	2	3	OT	TS +/-
10	F	SAMUELSSON Evelina	2	1	4	0	7 0
18	F	PETTERSSON Josefin	1	1	0	0	2 -1
21	F	ELFSBERG Joa	0	0	1	0	1 0
23	D	ANDERSSON Gunilla	0	0	0	0	0 0
25	D	SJOLANDER Therese	0	1	2	0	3 0
6	D	ANDERSSON Anna	0	0	1	0	1 1
7	F	ROTH Maria	2	2	3	0	7 0
8	F	HOLST Erika	0	3	1	0	4 0
17	D	EDSTRAND Ann-Louise	3	1	0	0	4 1
19	F	ALMBLAD Lotta	2	2	1	0	5 2
5	D	BERGGREN Emelie	0	0	0	0	0 -1
9	F	VIKMAN Anna	0	1	0	0	1 0
14	F	BERGSTRAND Kristina	2	3	1	0	6 0
27	D	LINDBERG Ylva	1	0	1	0	2 -1
29	F	LINDSTROM Ulrica	0	0	1	0	1 -1
11	F	LARSSON Maria	0	0	0	0	0 0
24	F	JANSSON Nanna	0	0	0	0	0 0
28	F	RUNDQVIST Danijela	0	0	0	0	0 0
TOTALS			13	15	16	0	44
Head Coach: YNGVE Christian							

Team: RUS - Russia							
No.	Pos.	Player	1	2	3	OT	TS +/-
2	D	BARYKINA Maria	1	0	0	0	1 -1
17	F	SMOLENTSEVA Ekaterina	1	1	0	0	2 -2
21	F	TREFILOVA Svetlana	0	0	0	0	0 -1
23	F	BURINA Tatiana	0	1	0	0	1 -1
29	D	SHCHELCHKOVA Zhanna	0	0	0	0	0 -1
3	D	PETROVSKAIA Kristina	0	1	1	0	2 0
4	D	KHOMITCH Alena	0	0	0	0	0 0
7	D	BOBROVA Elena	0	0	0	0	0 0
18	F	TSAREVA Tatiana	0	0	1	0	1 1
25	F	PACHKEVITCH Ekaterina	0	1	1	0	2 0
10	F	MISHINA Larisa	0	2	2	0	4 1
15	D	PERMYAKOVA Olga	0	0	0	0	0 1
22	F	TERENTIEVA Svetlana	0	0	0	0	0 1
26	D	SAVENKOVA Olga	0	0	0	0	0 1
27	F	BIALKOVSKAIA Elena	0	1	0	0	1 1
11	F	SOTNIKOVA Tatiana	0	0	0	0	0 0
12	F	GLADYCHEVA Ioulia	0	0	0	0	0 0
28	F	TRETYAKOVA Oxana	0	0	0	0	0 0
TOTALS			2	7	5	0	14
Head Coach: DOLGUSHIN Viacheslav							

Group A

R	Team	GP	W	T	L	GF:GA	PTS
1	CAN	1	1	0	0	7:0	2
2	SWE	1	1	0	0	3:2	2
3	RUS	1	0	0	1	2:3	0
4	KAZ	1	0	0	1	0:7	0

	CAN	KAZ	RUS	SWE
CAN		7:0	13 FEB/11:05	16 FEB/19:00
KAZ	0:7		15 FEB/14:00	13 FEB/14:00
RUS	13 FEB/11:05	15 FEB/14:00		2:3
SWE	16 FEB/19:00	13 FEB/14:00	3:2	

LEGEND

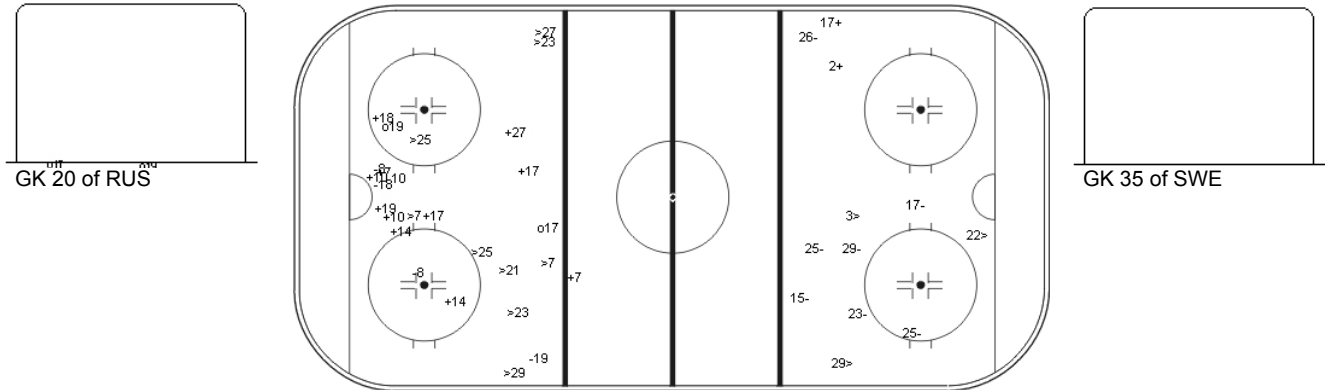
ET/Res	Penalty end time/Result of game	OT	Overtime	SH1	Shorthanded - 1 player
ENG	Empty net goal	Pen.	Penalty	SH2	Shorthanded - 2 players
EQ	Equal strength	PIM	Penalties in minutes	SHG	Shorthanded goals
(G)	Number of goals in tournament	Pos.	Position	SOG	Shots on goal
GA	Goals against		D - Defense	SSG	Shots saved by goalkeeper
GF	Goals for		F - Forward	SVS	Saves
GK	Goalkeeper	PP1	Power play - 1 player	T	Number of games tied
GP	Number of games played	PP2	Power play - 2 players	TS	Total shots by player
GWS	Game winning shot	PPG	Power play goals	TPP	Time on power play
L	Number of games lost	PS	Penalty shot	W	Number of games won
No.	Player number	PTS	Points		
+/-	Net result of positive and negative participation				



ICE HOCKEY WOMEN, PRELIMINARY ROUND, GAME 2
 HOCKEY SUR GLACE DAMES, TOUR PRELIMINAIRE, MATCH 2

PEAKS MON 11 FEB 2002 / LUN 11 FEV 2002 START TIME / DÉBUT 14:00

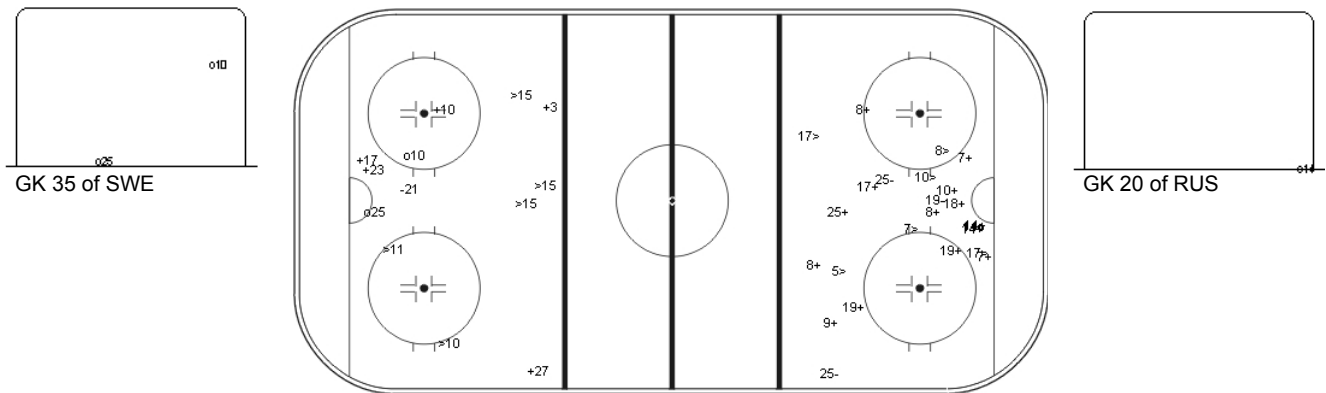
SWE - RUS



Shots by SWE
 Goals (o): 2 SSG(+): 11
 SSP(<): 9 SPG(-): 5

Period: 1

Shots by RUS
 Goals (o): 0 SSG(+): 2
 SSP(>): 3 SPG(-): 7



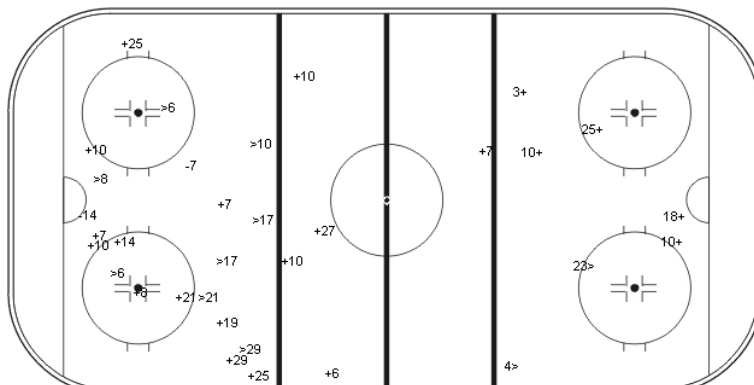
Shots by RUS
 Goals (o): 2 SSG(+): 5
 SSP(<): 5 SPG(-): 1

Period: 2

Shots by SWE
 Goals (o): 1 SSG(+): 14
 SSP(>): 6 SPG(-): 3



GK 20 of RUS



GK 35 of SWE

Shots by SWE
 Goals (o): 0 SSG(+): 16
 SSP(<): 8 SPG(-): 2

Period: 3

Shots by RUS
 Goals (o): 0 SSG(+): 5
 SSP(>): 2 SPG(-): 0

LEGEND

ENG Empty net goal
GK Goalkeeper

SPG Shots past goal
SSG Shots saved by goalkeeper

SSP Shots saved by player



ICE HOCKEY WOMEN, PRELIMINARY ROUND, GAME 2
HOCKEY SUR GLACE DAMES, TOUR PRELIMINAIRE, MATCH 2

PEAKS MON 11 FEB 2002 / LUN 11 FEV 2002 START TIME / DÉBUT 14:00


SWE - RUS

Face-off by RUS

Period: 1

	Won	Lost
DZ	0	6
MZ	3	0
AZ	1	4
Total	4	10

Period 1 (RUS - SWE)



Face-off by SWE

Period: 1

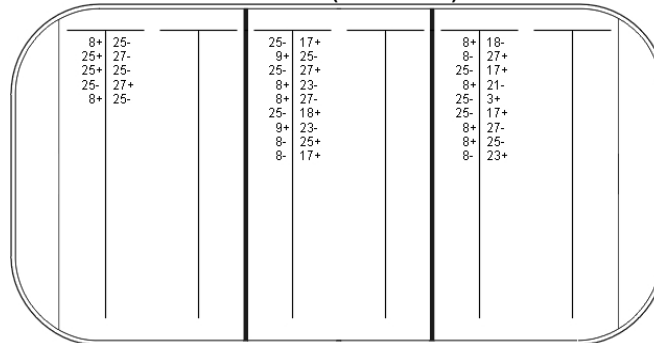
	Won	Lost
DZ	4	1
MZ	0	3
AZ	6	0
Total	10	4

Face-off by SWE

Period: 2

	Won	Lost
DZ	4	1
MZ	4	5
AZ	4	5
Total	12	11

Period 2 (SWE - RUS)



Face-off by RUS

Period: 2

	Won	Lost
DZ	5	4
MZ	5	4
AZ	1	4
Total	11	12

Game total

	Won	Lost
DZ	8	2
MZ	4	8
AZ	10	5
Total	22	15

Game total

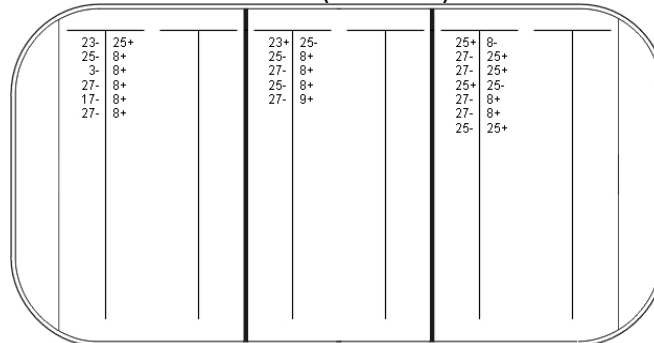
	Won	Lost
DZ	5	10
MZ	8	4
AZ	2	8
Total	15	22

Face-off by RUS

Period: 3

	Won	Lost
DZ	0	6
MZ	1	4
AZ	2	5
Total	3	15

Period 3 (RUS - SWE)



Face-off by SWE

Period: 3

	Won	Lost
DZ	5	2
MZ	4	1
AZ	6	0
Total	15	3

Game total

	Won	Lost
DZ	5	16
MZ	9	8
AZ	4	13
Total	18	37

Game total

	Won	Lost
DZ	13	4
MZ	8	9
AZ	16	5
Total	37	18

LEGEND

AZ Attack zone

DZ Defensive zone

MZ Middle zone



ICE HOCKEY WOMEN, PRELIMINARY ROUND, GAME 3
HOCKEY SUR GLACE DAMES, TOUR PRELIMINAIRE, MATCH 3

E CENTER TUE 12 FEB 2002 / MAR 12 FEV 2002 START TIME / DÉBUT 11:10

USA - GER

Referee

Linesmen

VANDERHORST Laura (IIHF)

HUJDUSOVA Henrieta (IIHF), KONSTANTINOVA Martina (IIHF)

Goalkeepers

Team: USA

No. Name

1 DECOSTA Sara
29 TUETING Sarah

Team: GER

No. Name

13 WARTOSCH-KURTEN Step.
22 THYSEN Esther

Team Line-ups

Team: USA (WHITE)

No. Pos. Name

2 D MOUNSEY Tara
9 F KILBOURNE Andrea
11 D MLECZKO AJ
13 F CHU Julie
25 F DUNN Tricia

3 D KENNEDY Courtney
6 F BYE Karyn
7 D MERZ Sue
12 F POTTER Jenny
20 F KING Katie

4 D RUGGIERO Angela
5 D WALL Lyndsay
17 F WENDELL Krissy
21 F GRANATO Cammi
22 F DARWITZ Natalie

8 F BAKER Laurie
15 F LOONEY Shelley
24 D BAILEY Chris

Head Coach: SMITH Benjamin

Team: GER (BLACK)

No. Pos. Name

19 F OSWALD Christina
20 D LINDE Nina
21 F LANZL Michaela
44 D SCHRECKENBACH Jana
81 F BECKER Maritta

8 D ZIEGENHALS Nina
15 F RITTER Nina
24 F FRUEHWIRT Stephanie
25 D RUCKAUER Sabine
66 F EVERS Bettina

9 F WOLF Raffi
14 F SCHEYTT Anja
23 D KRUCK Sabrina
54 F VALENTI Maren
69 D KINZA Sandra

17 F REINDL Franziska
29 F GRUNDMANN Claudia
71 F WIERSCHER Julia

Head Coach: NITTEL Rainer

Group B

R	Team	G	W	T	L	GF:GA	PTS
1	CHN	0	0	0	0	0:0	0
1	FIN	0	0	0	0	0:0	0
1	GER	0	0	0	0	0:0	0
1	USA	0	0	0	0	0:0	0

	CHN	FIN	GER	USA
CHN		12 Tue/14:00	16 Sat/14:00	14 Thu/16:05
FIN	12 Tue/14:00		14 Thu/11:05	16 Sat/11:05
GER	16 Sat/14:00	14 Thu/11:05		12 Tue/11:10
USA	14 Thu/16:05	16 Sat/11:05	12 Tue/11:10	

LEGEND

EG	Emergency goalkeeper	No.	Player number	R	Rank
G	Number of games played	Pos.	Position	T	Number of games tied
GA	Goals against		D - Defense	W	Number of games won
GF	Goals for		F - Forward		
L	Number of games lost	PTS	Points		



ICE HOCKEY WOMEN

Round	PRELIMINARY ROUND	Venue	E Center	Date	12 Feb 2002	Start	11.10	Spectators	8504	Game no.	3
-------	-------------------	-------	----------	------	-------------	-------	-------	------------	------	----------	---

Home team (A) (Jersey colour)		USA		(WHITE)		Goals																Penalties							
No.	Name	Pos.	L	SOG	#	Time	G	A1	A2	GS	P1	P2	P3	P4	P5	P6	N1	N2	N3	N4	N5	N6	Time	No.	Min	Offence	Start	End	
1*	DECOSTA Sara	GK		0	1	06:16	6	12	2	EQ	1	2	6	11	12	20	13	15	21	23	66	69	10:43	4	2	HI-ST	10:43	12:43	
2*	MOUNSEY Tara	D	1	4	2	15:05	8	24	6	EQ	1	2	6	8	21	24	8	13	15	24	25	44	51:32	13	2	HOOK	51:32	53:32	
3	KENNEDY Courtney	D	2	1	3	21:44	22	21		EQ	1	4	5	17	21	22	8	13	15	24	25	66							
4	RUGGIERO Angela	D	3	7	4	27:10	22			PP1	1	3	7	17	22	24	13	15	23	24	69								
5	WALL Lyndsay	D	3	2	5	27:33	24	8	15	EQ	1	3	7	8	15	24	8	13	17	25	29	71							
6	BYE Karyn	A	F	2	5	6	28:53	6	20	12	EQ	1	4	5	6	12	20	13	15	20	24	44	54						
7	MERZ Sue	D	2	1	7	41:13	17			EQ	1	3	7	17	21	22	8	9	22	24	25	54							
8	BAKER Laurie	F	4	1	8	48:00	21	6	2	PP1	1	2	6	17	20	21	8	22	25	29	71								
9*	KILBOURNE Andrea	F	1	6	9	53:42	13			EQ	1	3	7	9	12	13	19	21	22	23	69	81							
11*	MLECZKO AJ	D	1	1	10	55:09	11	13		EQ	1	2	9	11	13	25	15	22	23	24	66	69							
12	POTTER Jenny	F	2	1																									
13*	CHU Julie	F	1	3																									
15	LOONEY Shelley	F	4	4																									
17	WENDELL Krissy	F	3	4																									
20	KING Katie	F	2	4																									
21	GRANATO Cammi	C	F	3	4																								
22	DARWITZ Natalie	F	3	4																									
24	BAILEY Chris	D	4	3																									
25*	DUNN Tricia	F	1	2																									
29	TUETING Sarah	GK		0																									
Team Manager:		REID Larry		Head Coach:								SMITH Benjamin								Assistant Coach:					SASNER Julie				

Visiting team (B) (Jersey colour)		Germany		(BLACK)		Goals																Penalties							
No.	Name	Pos.	L	SOG	#	Time	G	A1	A2	GS	P1	P2	P3	P4	P5	P6	N1	N2	N3	N4	N5	N6	Time	No.	Min	Offence	Start	End	
8	ZIEGENHALS Nina	D	2	0																			12:58	44	2	INTRF	12:58	14:58	
9	WOLF Raffi	F	3	1																			25:14	44	2	CROSS	25:14	27:10	
13*	WARTOSCH-KURTEN Step.	GK		0																			35:33	23	2	HI-ST	35:33	37:33	
14	SCHEYTT Anja	F	3	1																			47:26	44	2	BD-CK	47:26	48:00	
15	RITTER Nina	F	2	0																									
17	REINDL Franziska	F	4	1																									
19*	OSWALD Christina	C	F	1	0																								
20*	LINDE Nina	D	1	0																									
21*	LANZL Michaela	F	1	1																									
22	THYSSEN Esther	GK		0																									
23	KRUCK Sabrina	D	3	1																									
24	FRUEHWIRT Stephanie	F	2	1																									
25	RUCKAUER Sabine	D	2	1																									
29	GRUNDMANN Claudia	F	4	0																									
44*	SCHRECKENBACH Jana	D	1	0																									
54	VALENTI Maren	A	F	3	0																								
66	EVERS Bettina	F	2	1																									
69	KINZA Sandra	D	3	0																									
71	WIERSCHER Julia	A	F	4	0																								
81*	BECKER Maritta	F	1	0																									
Team Manager:		PFUHL Michael		Head Coach:								NITTEL Rainer								Assistant Coach:					HOJA Ralf				

Game Summary												Saves				Goalkeeper Records						Goalkeeper Changes		
P	G A:B	SOG A:B	PIM A:B	PPGF A:B	SHGF A:B	GKA1	GKA2	EGA	GKB1	GKB2	EGB	GKA	MIP	GA	GKB	MIP	GA	Time	GKA	GKB				
1	2:0	18:3	2:2	0:0	0:0	3	0	0	16	0	0	1	60:00	0	13	28:53	6	00:00	1	13				
2	4:0	24:2	0:4	1:0	0:0	2	0	0	10	10	0				22	31:07	4	28:53	1	22				
3	4:0	15:3	2:2	1:0	0:0	3	0	0	0	11	0							60:00	--	--				
OVT												Start of game: 11:10		End of game: 13:09										
GWS												Time-out A:		Time-out B: 28:53										
Total	10:0	57:8	4:8	2:0	0:0	8	0	0	26	21	0	Game Supervisor: TOMITA Shoichi												

Referee	VANDERHORST La	Linesman	HUJDUSOVA Henr	Goal Judge	SUBAN Johanna	Video GJ	OKOLICANY Juraj
Scorekeeper	HOY Tom	Linesman	KONSTANTINOVA M	Goal Judge	CASSIDY Sue	Game Timekeeper	FLETCHER Cheryl
Sign. Manager B		Sign. Manager A		Sign. Scorekeeper		Sign. Referee	



Event	Abbreviation of the tournament (e.g. WSA, W18C, WWSB, or W20D...)	Abbreviation	Explanations of penalty abbreviations	Code
Place	Name of the city or the ice rink the games takes place	ABUSE	Abuse of officials	01
Date	Date the games take place	BD-CK	Body Checking (female hockey only)	02
Start	Time the beginning of the game is announced in the schedule	BENCH	Bench Minor Penalty	03
Spectators	Number of spectators	BOARD	Boarding	04
Game No.	Number of the game announced in the schedule	BUT-E	Butt-Ending	05
Home Team (A)	Abbreviation of the home team (e.g. SUI, USA...)	CHARG	Charging	06
Visiting Team (B)	Abbreviation of the visiting team (e.g. SUI, USA...)	CHE-B	Checking from behind	07
No.	Jersey number of the player (* = Starts the game)	CROSS	Cross-checking	08
Family and given name (+BP+C/A)	Name of the player, followed by comma, and given name(s); add BP = Best player of the game, C = Captain or A = Assistant Captain	DELAY	Delaying the game	09
Pos	Position (GK = Goalkeeper, EG = Emergency Goalkeeper, D = Defenseman, F = Forward)	DIS-N	Goal being deliberately knocked	10
L	Number of lineup (1 = first line, 2 = second line, 3 = third line, 4= fourth line)	ELBOW	Elbowing	11
SoG	Sum of shots on goal (shots saved by goalie plus scored goals) of this player	FISTI	Fisticuffs	12
#	Number of goal (- for missed penaltyshot)	GA-MI	Game misconduct penalty	13
Time	Time the goal is scored	GR-MI	Gross misconduct penalty	14
G	Jersey number of the player scoring the goal	HI-ST	High Sticking	15
A1	Jersey number of the first assist	HOLD	Holding	16
A2	Jersey number of the second assist	HOOK	Hooking	17
GS	Game situation (EQ = equal, PP1 = power play 5:4 or 4:3, PP2 = power play 5:3, SH1 = shorthanded 4:5 or 3:4, SH2 = shorthanded 3:5, PS = penalty shot, GWS = game winning shot)	HO-ST	Holding the stick	18
P1 P2 P3 P4 P5 P6	Positive participation (all players on ice of the goal scoring team)	IL-EQ	Illegal Equipment	19
N1 N2 N3 N4 N5 N6	Negative participation (all players on ice of the goal receiving team)	INTRF	Interference	20
Time	Time the penalty is called by the referee	KNEE	Kneeing	21
No.	Jersey number of the penalized player	MATCH	Match penalty	22
Offence	Abbreviation of penalty (explanation see next column)	MISC	Misconduct penalty	23
Start	Time the penalty starts	OTHER	Other Offences	24
End	Time the penalty ends	P-SHOT	Penalty shot	25
Team Manager	Name and given name of the team manager	ROUGH	Roughing	26
Head Coach	Name and given name of the head coach	SLASH	Slashing	27
Assistant Coach	Name and given name of the assistant coach	SPEAR	Spearing	28
Period	Period 1, 2, 3, OVT = overtime, GWS = game winning shots	TOO-M	Too many players on ice	29
Total	Total sum of all entries in the columns	TRIP	Tripping	30
G A:B	Number of goals scored by team A : team B (depending on period)	UN-SP	Unsportsmanlike Conduct	31
SOG A:B	Number of shots on goal plus scored by team A : team B (depending on period)			
PIM A:B	Number of penalty minutes for team A : team B (depending on period)			
PPGF A:B	Number of power play goals scored by team A : team B (depending on period)			
SHGF A:B	Number of shorthanded goals scored by team A : team B (depending on period)			
GKA1	Sum of shots saved by the first goalie of team A (depending on period)			
GKA2	Sum of shots saved by the second goalie of team A (depending on period)			
EGA	Sum of shots saved by the emergency goalie of team A (depending on period)			
GKB1	Sum of shots saved by the first goalie of team B (depending on period)			
GKB2	Sum of shots saved by the second goalie of team B (depending on period)			
EGB	Sum of shots saved by the emergency goalie of team B (depending on period)			
GKA	Jersey numbers of the goalies of team A			
GKB	Jersey numbers of the goalies of team B			
MIP	Minutes in play for each goalie			
GA	Goals against for each goalie			
Start of game	Time the game really starts			
End of game	Time the game really ends			
Timeout A	Time the home team takes a 30 seconds timeout			
Timeout B	Time the visiting team takes a 30 seconds timeout			
Game Supervisor	Name of the game supervisor			
Time	Time the goalie comes in or goes out			
GKA	Jersey number of the goalie of team A coming in (- for leaving)			
GKB	Jersey number of the goalie of team B coming in (- for leaving)			
Referee	Name and given name of the referee for this game			
Scorekeeper	Name and given name of the scorekeeper for this game			
Linesman	Name and given name of the linesman for this game			
Goal Judge	Name and given name of the goal judge for this game			
Timekeeper	Name and given name of the timekeeper for this game			
Sign.	Signature of Referee, Scorekeeper, Manager of Team A and Manager of Team B			
A	Jersey number of the player of team A (Marked with * when he starts the game winning)			
B	Jersey number of the player of team B (Marked with * when he starts the game winning)			
GKA	Goalie of team A for this game winning shot			
GKB	Goalie of team B for this game winning shot			
GF:GA	Goals scored after this game winning shot of each team			

Time	GKA	GKB

Game Winning Shots

A	B	GKA	GKB	Score	A	B	GKA	GKB	Score	A	B	GKA	GKB	Score	A	B	GKA	GKB	Score	A	B	GKA	GKB	Score

Notes:



ICE HOCKEY WOMEN, PRELIMINARY ROUND, GAME 3
HOCKEY SUR GLACE DAMES, TOUR PRELIMINAIRE, MATCH 3

E CENTER TUE 12 FEB 2002 / MAR 12 FEV 2002 START TIME / DÉBUT 11:10

USA - GER 10-0 (2-0, 4-0, 4-0)

Spectators	Referee	Linesmen
8504	VANDERHORST Laura (IIHF)	HUJDUSOVA Henrieta (IIHF), KONSTANTINOVA Martina (IIHF)

Team Statistics

Period	Score	SVS	SOG	PIM	TPP	PPG	SHG
1	2 : 0	3 : 16	18 : 3	2 : 2	2:00 : 2:00	0 : 0	0 : 0
2	4 : 0	2 : 20	24 : 2	0 : 4	3:56 : 0:00	1 : 0	0 : 0
3	4 : 0	3 : 11	15 : 3	2 : 2	0:34 : 2:00	1 : 0	0 : 0
Total	10 : 0	8 : 47	57 : 8	4 : 8	6:30 : 4:00	2 : 0	0 : 0

1st Period

Action	Time	ET/Res	Team	Type	No.	Name	(G) Name of Assistant(s) / Action Description
GK	00:00		USA		1	DECOSTA S	
GK	00:00		GER		13	WARTOSCH-K. S	
Goal	06:16	1:0	USA	EQ	6	BYE K	(1) 12 POTTER J 2 MOUNSEY T On ice USA 1 2 6 11 12 20 GER 13 15 21 23 66 69
Penalty	10:43	12:43	USA	2 min.	4	RUGGIERO A	-Highsticking
Penalty	12:58	14:58	GER	2 min.	44	SCHRECKENBACH J	-Interference
Goal	15:05	2:0	USA	EQ	8	BAKER L	(1) 24 BAILEY C 6 BYE K On ice USA 1 2 6 8 21 24 GER 13 8 15 24 25 44

2nd Period

Action	Time	ET/Res	Team	Type	No.	Name	(G) Name of Assistant(s) / Action Description
GK	20:00		USA		1	DECOSTA S	
GK	20:00		GER		13	WARTOSCH-K. S	
Goal	21:44	3:0	USA	EQ	22	DARWITZ N	(1) 21 GRANATO C On ice USA 1 4 5 17 21 22 GER 13 8 15 24 25 66
Penalty	25:14	27:10	GER	2 min.	44	SCHRECKENBACH J	-Cross-checking
Goal	27:10	4:0	USA	PP1	22	DARWITZ N	(2) On ice USA 1 3 7 17 22 24 GER 13 15 23 24 69
Goal	27:33	5:0	USA	EQ	24	BAILEY C	(1) 8 BAKER L 15 LOONEY S On ice USA 1 3 7 8 15 24 GER 13 8 17 25 29 71
Goal	28:53	6:0	USA	EQ	6	BYE K	(2) 20 KING K 12 POTTER J On ice USA 1 4 5 6 12 20 GER 13 15 20 24 44 54
GK	28:53		GER		22	THYSSEN E	-"Goalkeeper in" 13 WARTOSCH-K. S-"Goalkeeper out"
Penalty	35:33	37:33	GER	2 min.	23	KRUCK S	-Highsticking

3rd Period

Action	Time	ET/Res	Team	Type	No.	Name	(G) Name of Assistant(s) / Action Description
GK	40:00		USA		1	DECOSTA S	
GK	40:00		GER		22	THYSSEN E	
Goal	41:13	7:0	USA	EQ	17	WENDELL K	(1) On ice USA 1 3 7 17 21 22 GER 22 8 9 24 25 54
Penalty	47:26	48:00	GER	2 min.	44	SCHRECKENBACH J	-Body Checking
Goal	48:00	8:0	USA	PP1	21	GRANATO C	(1) 6 BYE K 2 MOUNSEY T On ice USA 1 2 6 17 20 21 GER 22 8 25 29 71
Penalty	51:32	53:32	USA	2 min.	13	CHU J	-Hooking
Goal	53:42	9:0	USA	EQ	13	CHU J	(1) On ice USA 1 3 7 9 12 13 GER 22 19 21 23 69 81
Goal	55:09	10:0	USA	EQ	11	MLECZKO AJ	(1) 13 CHU J On ice USA 1 2 9 11 13 25 GER 22 15 23 24 66 69



Goalkeeper Records

Team: USA - USA			
No.	Goalkeepers	SOG	SVS
1	DECOSTA Sara	8	8
29	TUETING Sarah	0	0

Team: GER - Germany			
No.	Goalkeepers	SOG	SVS
22	THYSSEN Esther	25	21
13	WARTOSCH-KURTEN Step.	32	26

Shots & Plus-Minus

Team: USA - USA								
No.	Pos.	Player	1	2	3	OT	TS	+/-
2	D	MOUNSEY Tara	1	3	0	0	4	3
9	F	KILBOURNE Andrea	2	3	1	0	6	2
11	D	MLECZKO AJ	0	0	1	0	1	2
13	F	CHU Julie	1	1	1	0	3	2
25	F	DUNN Tricia	0	2	0	0	2	1
3	D	KENNEDY Courtney	0	0	1	0	1	3
6	F	BYE Karyn	2	3	0	0	5	3
7	D	MERZ Sue	1	0	0	0	1	3
12	F	POTTER Jenny	0	0	1	0	1	3
20	F	KING Katie	1	3	0	0	4	2
4	D	RUGGIERO Angela	2	3	2	0	7	2
5	D	WALL Lyndsay	1	0	1	0	2	2
17	F	WENDELL Krissy	2	0	2	0	4	2
21	F	GRANATO Cammi	2	1	1	0	4	3
22	F	DARWITZ Natalie	0	2	2	0	4	2
8	F	BAKER Laurie	1	0	0	0	1	2
15	F	LOONEY Shelley	1	1	2	0	4	1
24	D	BAILEY Chris	1	2	0	0	3	2
TOTALS			18	24	15	0	57	

Head Coach: SMITH Benjamin

Team: GER - Germany								
No.	Pos.	Player	1	2	3	OT	TS	+/-
19	F	OSWALD Christina	0	0	0	0	0	-1
20	D	LINDE Nina	0	0	0	0	0	-1
21	F	LANZL Michaela	0	0	1	0	1	-2
44	D	SCHRECKENBACH Jana	0	0	0	0	0	-2
81	F	BECKER Maritta	0	0	0	0	0	-1
8	D	ZIEGENHALS Nina	0	0	0	0	0	-4
15	F	RITTER Nina	0	0	0	0	0	-5
24	F	FRUEHWIRT Stephanie	0	1	0	0	1	-5
25	D	RUCKAUER Sabine	0	1	0	0	1	-4
66	F	EVERS Bettina	0	0	1	0	1	-3
9	F	WOLF Raffi	1	0	0	0	1	-1
14	F	SCHEYTT Anja	1	0	0	0	1	
23	D	KRUCK Sabrina	1	0	0	0	1	-3
54	F	VALENTI Maren	0	0	0	0	0	-2
69	D	KINZA Sandra	0	0	0	0	0	-3
17	F	REINDL Franziska	0	0	1	0	1	-1
29	F	GRUNDMANN Claudia	0	0	0	0	0	-1
71	F	WIERSCHER Julia	0	0	0	0	0	-1
TOTALS			3	2	3	0	8	

Head Coach: NITTEL Rainer

Group B

R	Team	GP	W	T	L	GF:GA	PTS
1	USA	1	1	0	0	10:0	2
2	CHN	0	0	0	0	0:0	0
2	FIN	0	0	0	0	0:0	0
4	GER	1	0	0	1	0:10	0

	CHN	FIN	GER	USA
CHN		12 FEB/14:00	16 FEB/14:00	14 FEB/16:05
FIN	12 FEB/14:00		14 FEB/11:05	16 FEB/11:05
GER	16 FEB/14:00	14 FEB/11:05		0:10
USA	14 FEB/16:05	16 FEB/11:05	10:0	

LEGEND

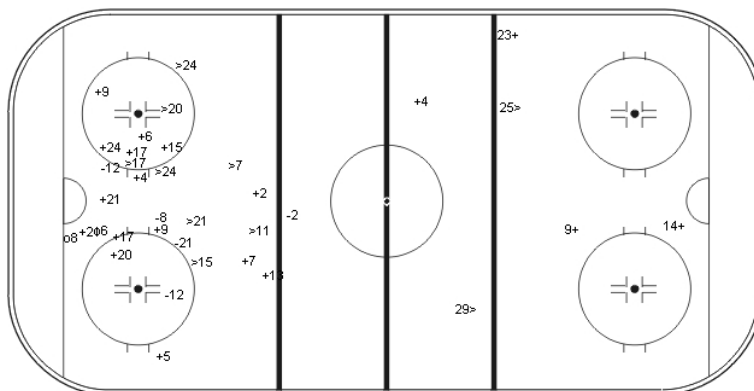

ET/Res	Penalty end time/Result of game	OT	Overtime	SH1	Shorthanded - 1 player
ENG	Empty net goal	Pen.	Penalty	SH2	Shorthanded - 2 players
EQ	Equal strength	PIM	Penalties in minutes	SHG	Shorthanded goals
(G)	Number of goals in tournament	Pos.	Position	SOG	Shots on goal
GA	Goals against		D - Defense	SSG	Shots saved by goalkeeper
GF	Goals for		F - Forward	SVS	Saves
GK	Goalkeeper	PP1	Power play - 1 player	T	Number of games tied
GP	Number of games played	PP2	Power play - 2 players	TS	Total shots by player
GWS	Game winning shot	PPG	Power play goals	TPP	Time on power play
L	Number of games lost	PS	Penalty shot	W	Number of games won
No.	Player number	PTS	Points		
+/-	Net result of positive and negative participation				



ICE HOCKEY WOMEN, PRELIMINARY ROUND, GAME 3
 HOCKEY SUR GLACE DAMES, TOUR PRELIMINAIRE, MATCH 3


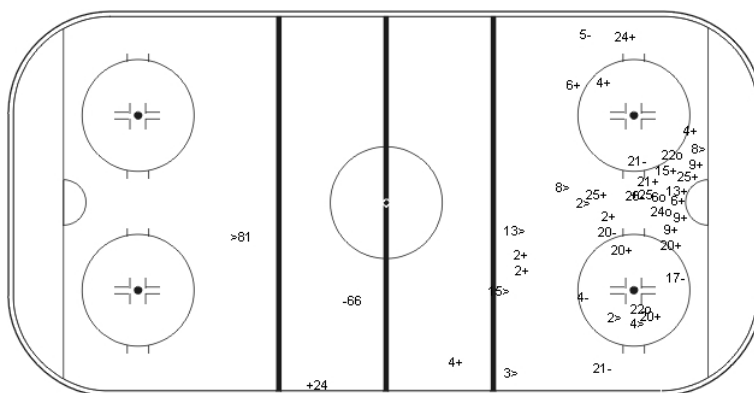
E CENTER TUE 12 FEB 2002 / MAR 12 FEV 2002 START TIME / DÉBUT 11:10

USA - GER




Shots by USA
 Goals (o): 2 SSG(+): 16
 SSP(<): 8 SPG(-): 5

Shots by GER
 Goals (o): 0 SSG(+): 3
 SSP(>): 2 SPG(-): 0



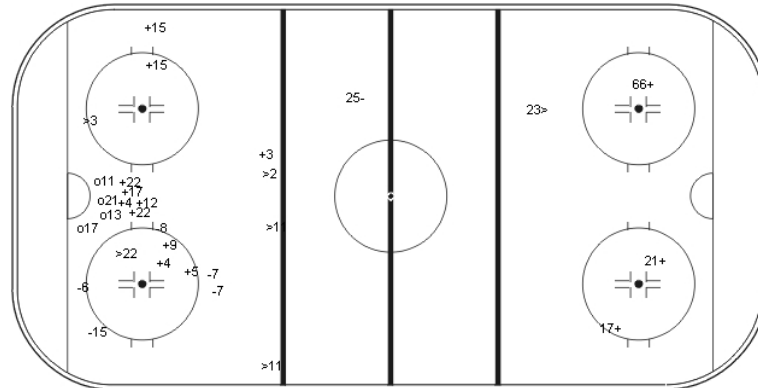
Shots by GER
 Goals (o): 0 SSG(+): 2
 SSP(<): 1 SPG(-): 1

Shots by USA
 Goals (o): 4 SSG(+): 20
 SSP(>): 8 SPG(-): 7





GK 22 of GER



GK 1 of USA

Shots by USA
 Goals (o): 4 SSG(+): 11
 SSP(<): 5 SPG(-): 5

Period: 3

Shots by GER
 Goals (o): 0 SSG(+): 3
 SSP(>): 1 SPG(-): 1

LEGEND

ENG Empty net goal
GK Goalkeeper

SPG Shots past goal
SSG Shots saved by goalkeeper

SSP Shots saved by player



ICE HOCKEY WOMEN, PRELIMINARY ROUND, GAME 3
HOCKEY SUR GLACE DAMES, TOUR PRELIMINAIRE, MATCH 3

E CENTER TUE 12 FEB 2002 / MAR 12 FEV 2002 START TIME / DÉBUT 11:10

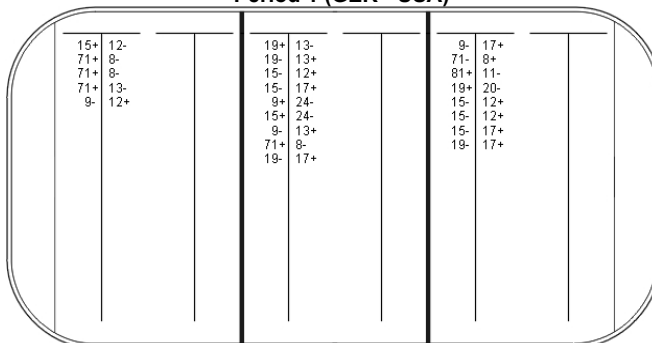
USA - GER

Face-off by GER

Period: 1

	Won	Lost
DZ	4	1
MZ	4	5
AZ	2	6
Total	10	12

Period 1 (GER - USA)



Face-off by USA

Period: 1


	Won	Lost
DZ	6	2
MZ	5	4
AZ	1	4
Total	12	10

Face-off by USA

Period: 2

	Won	Lost
DZ	2	0
MZ	5	4
AZ	10	4
Total	17	8

Period 2 (USA - GER)



Face-off by GER

Period: 2

	Won	Lost
DZ	4	10
MZ	4	5
AZ	0	2
Total	8	17

Game total

	Won	Lost
DZ	8	2
MZ	10	8
AZ	11	8
Total	29	18

Game total

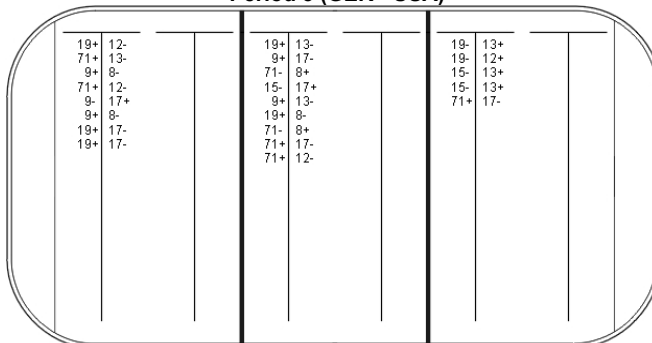
	Won	Lost
DZ	8	11
MZ	8	10
AZ	2	8
Total	18	29

Face-off by GER

Period: 3

	Won	Lost
DZ	7	1
MZ	6	3
AZ	1	4
Total	14	8

Period 3 (GER - USA)



Face-off by USA

Period: 3

	Won	Lost
DZ	4	1
MZ	3	6
AZ	1	7
Total	8	14

Game total

	Won	Lost
DZ	15	12
MZ	14	13
AZ	3	12
Total	32	37

Game total

	Won	Lost
DZ	12	3
MZ	13	14
AZ	12	15
Total	37	32

LEGEND

AZ Attack zone

DZ Defensive zone

MZ Middle zone



ICE HOCKEY WOMEN, PRELIMINARY ROUND, GAME 4
HOCKEY SUR GLACE DAMES, TOUR PRELIMINAIRE, MATCH 4

PEAKS TUE 12 FEB 2002 / MAR 12 FEV 2002 START TIME / DÉBUT 14:00

FIN - CHN

Referee PALM Jacqui (IIHF)	Linesmen PIACENTINI Julie (IIHF), ROBBEN Ilse (IIHF)
--------------------------------------	--

Goalkeepers	
Team: FIN	
No.	Name
19	PUPUTTI Tuula
30	HALONEN Minna-Monica

Team: CHN	
No.	Name
1	JIANG Limei
20	GUO Hong

Team Line-ups

Team: FIN (WHITE)		
No.	Pos.	Name
3	D	LAAKSONEN Emma
13	F	NIEMINEN Riikka
20	D	HANNINEN Kirsi
21	F	VAARAKALLIO Petra
29	F	RANTAMAKI Karoliina
6	D	SIRVIO Saija
10	F	FISK Sari
16	F	REIMA Tiia
22	D	SALO Paivi
23	F	SIKIO Hanne
5	D	AHONEN Pirjo
8	F	VOUTILAINEN Marjo
9	D	MERTANEN Terhi
15	F	HOIKKALA Satu
28	F	RIIPI Katja
11	F	PARVIAINEN Oona
25	F	PALVILA Marja-Helena
26	F	SAVIKUJA Henna
Head Coach: LUKKARILA Jouko		

Team: CHN (RED)		
No.	Pos.	Name
3	F	LIU Hongmei
4	D	LI Xuan
9	D	SANG Hong
13	F	ZHANG Jing
14	F	SUN Rui
6	D	LU Yan
8	F	YANG Xiuqing
10	D	CHEN Jing
11	F	HU Chunrong
19	F	WANG Linuo
2	D	WANG Ying
7	D	XU Lei
12	F	JIN Fengling
15	F	LIU Yanhui
18	F	MA Xiaojun
21	D	GUAN Weinan
22	F	DAI Qiuwa
24	D	SHEN Tiantian
Head Coach: YAO Naifeng		

Group B

R	Team	G	W	T	L	GF:GA	PTS
1	USA	1	1	0	0	10 : 0	2
2	CHN	0	0	0	0	0 : 0	0
2	FIN	0	0	0	0	0 : 0	0
4	GER	1	0	0	1	0 : 10	0

	CHN	FIN	GER	USA
CHN		12 Tue/14:00	16 Sat/14:00	14 Thu/16:05
FIN	12 Tue/14:00		14 Thu/11:05	16 Sat/11:05
GER	16 Sat/14:00	14 Thu/11:05		0:10
USA	14 Thu/16:05	16 Sat/11:05	10:0	

LEGEND			
EG	Emergency goalkeeper	No.	Player number
G	Number of games played	Pos.	Position
GA	Goals against		D - Defense
GF	Goals for		F - Forward
L	Number of games lost	PTS	Points
		R	Rank
		T	Number of games tied
		W	Number of games won



ICE HOCKEY WOMEN

Round	PRELIMINARY ROUND	Venue	Peaks	Date	12 Feb 2002	Start	14.00	Spectators	4977	Game no.	4
--------------	-------------------	--------------	-------	-------------	-------------	--------------	-------	-------------------	------	-----------------	---

Home team (A) (Jersey colour)		Finland (WHITE)		Goals																Penalties									
No.	Name	Pos.	L	SOG	#	Time	G	A1	A2	GS	P1	P2	P3	P4	P5	P6	N1	N2	N3	N4	N5	N6	Time	No.	Min	Offence	Start	End	
3*	LAAKSONEN Emma	A	D	1	4	1	30:37	29	13	20	PP1	3	13	19	20	21	29	3	4	13	14	20	11:57	13	2	TRIP	11:57	13:57	
5	AHONEN Pirjo	D	3	1	2	39:43	28	13			SH1	3	13	19	20	28		3	4	7	13	14	20	17:06	21	2	BD-CK	17:06	19:06
6	SIRVIO Saija	D	2	3	3	55:05	3	13			EQ	3	13	19	20	21	29	6	7	8	10	19	20	17:19	22	2	BD-CK	17:19	19:19
8	VOUTILAINEN Marjo	F	3	2	4	57:39	6				EQ	6	10	16	19	22	23	3	4	7	13	14	20	19:36	5	2	HOOK	19:36	21:36
9	MERTANEN Terhi	D	3	2																				30:56	23	2	ROUGH	30:56	32:56
10	FISK Sari	C	F	2	6																			38:36	22	2	BD-CK	38:36	40:36
11	PARVIAINEN Oona	F	4	2																									
13*	NIEMINEN Riikka	F	1	5																									
15	HOIKKALA Satu	F	3	1																									
16	REIMA Tiia	F	2	1																									
19*	PUPUTTI Tuula	GK		0																									
20*	HANNINEN Kirsi	A	D	1	7																								
21*	VAARAKALLIO Petra	F	1	6																									
22	SALO Paivi	D	2	0																									
23	SIKIO Hanne	F	2	4																									
25	PALVILA Marja-Helena	F	4	2																									
26	SAVIKUJA Henna	F	4	0																									
28	RIIPI Katja	F	3	1																									
29*	RANTAMAKI Karoliina	F	1	7																									
30	HALONEN Minna-Monica	GK		0																									
Team Manager:		SIEPPI Arto		Head Coach:								LUKKARILA Jouko								Assistant Coach:					KURJENMAKI Jorma				

Visiting team (B) (Jersey colour)		China (RED)		Goals																Penalties									
No.	Name	Pos.	L	SOG	#	Time	G	A1	A2	GS	P1	P2	P3	P4	P5	P6	N1	N2	N3	N4	N5	N6	Time	No.	Min	Offence	Start	End	
1	JIANG Limei	GK		0																				05:07	12	2	ROUGH	05:07	07:07
2	WANG Ying	D	3	0																				22:49	15	2	BD-CK	22:49	24:49
3*	LIU Hongmei	C	F	1	2																			27:07	20	2	DELAY	27:07	29:07
4*	LI Xuan	D	1	0																				29:32	2	2	TRIP	29:32	30:37
6	LU Yan	D	2	1																				46:27	7	2	HI-ST	46:27	48:27
7	XU Lei	D	3	2																				53:04	7	2	INTRF	53:04	55:04
8	YANG Xiuqing	F	2	2																									
9*	SANG Hong	D	1	1																									
10	CHEN Jing	D	2	1																									
11	HU Chunrong	A	F	2	0																								
12	JIN Fengling	F	3	0																									
13*	ZHANG Jing	A	F	1	0																								
14*	SUN Rui	F	1	2																									
15	LIU Yanhui	F	3	0																									
18	MA Xiaojun	F	3	0																									
19	WANG Linuo	F	2	1																									
20*	GUO Hong	GK		0																									
21	GUAN Weinan	D	4	0																									
22	DAI Qiuwa	F	4	0																									
24	SHEN Tiantian	D	4	0																									
Team Manager:		YU Zaizhou		Head Coach:								YAO Naifeng								Assistant Coach:					WANG Fuquan				

Game Summary												Saves					Goalkeeper Records						Goalkeeper Changes		
P	G A:B	SOG A:B	PIM A:B	PPGF A:B	SHGF A:B	GKA1	GKA2	EGA	GKB1	GKB2	EGB	GKA	MIP	GA	GKB	MIP	GA	Time	GKA	GKB					
1	0:0	17:4	8:2	0:0	0:0	4	0	0	17	0	0	19	60:00	0	20	60:00	4	00:00	19	20					
2	2:0	18:2	4:6	1:0	1:0	2	0	0	16	0	0							60:00	--	--					
3	2:0	19:6	0:4	0:0	0:0	6	0	0	17	0	0														
OVT																									
GWS																									
Total	4:0	54:12	12:12	1:0	1:0	12	0	0	50	0	0														
												Start of game: 14:00 End of game: 16:04													
												Time-out A: Time-out B:													
												Game Supervisor: COSTELLO Murray													

Referee	PALM Jacqui	Linesman	PIACENTINI Julie	Goal Judge	SMITH David	Video GJ	KOMMISSAROV Ko
Scorekeeper	SYKORA David	Linesman	ROBBEN Ilse	Goal Judge	SMITH Murray	Game Timekeeper	BATEMAN Theresa
Sign. Manager B		Sign. Manager A		Sign. Scorekeeper		Sign. Referee	



ICE HOCKEY WOMEN, PRELIMINARY ROUND, GAME 4
HOCKEY SUR GLACE DAMES, TOUR PRELIMINAIRE, MATCH 4

PEAKS TUE 12 FEB 2002 / MAR 12 FEV 2002 START TIME / DÉBUT 14:00

FIN - CHN 4-0 (0-0, 2-0, 2-0)

Spectators	Referee	Linesmen
4977	PALM Jacqui (IIHF)	PIACENTINI Julie (IIHF), ROBBEN Ilse (IIHF)

Team Statistics

Period	Score	SVS	SOG	PIM	TPP	PPG	SHG
1	0 : 0	4 : 17	17 : 4	8 : 2	2:00 : 4:37	0 : 0	0 : 0
2	2 : 0	2 : 16	18 : 2	4 : 6	5:05 : 5:00	1 : 0	1 : 0
3	2 : 0	6 : 17	19 : 6	0 : 4	4:00 : 0:36	0 : 0	0 : 0
Total	4 : 0	12 : 50	54 : 12	12 : 12	11:05 : 10:13	1 : 0	1 : 0

1st Period

Action	Time	ET/Res	Team	Type	No.	Name	(G) Name of Assistant(s) / Action Description
GK	00:00		FIN		19	PUPUTTI T	
GK	00:00		CHN		20	GUO H	
Penalty	05:07	07:07	CHN	2 min.	12	JIN F	-Roughing
Penalty	11:57	13:57	FIN	2 min.	13	NIEMINEN R	-Tripping
Penalty	17:06	19:06	FIN	2 min.	21	VAARAKALLIO P	-Body Checking
Penalty	17:19	19:19	FIN	2 min.	22	SALO P	-Body Checking
Penalty	19:36	21:36	FIN	2 min.	5	AHONEN P	-Hooking

2nd Period

Action	Time	ET/Res	Team	Type	No.	Name	(G) Name of Assistant(s) / Action Description
GK	20:00		FIN		19	PUPUTTI T	
GK	20:00		CHN		20	GUO H	
Penalty	22:49	24:49	CHN	2 min.	15	LIU Y	-Body Checking
Penalty	27:07	29:07	CHN	2 min.	20	GUO H	-Delaying the game
Penalty	29:32	30:37	CHN	2 min.	2	WANG Y	-Tripping
Goal	30:37	1:0	FIN	PP1	29	RANTAMAKI K	(1) 13 NIEMINEN R On ice FIN 19 3 13 20 21 29 20 HANNINEN K CHN 20 3 4 7 13 14
Penalty	30:56	32:56	FIN	2 min.	23	SIKIO H	-Roughing
Penalty	38:36	40:36	FIN	2 min.	22	SALO P	-Body Checking
Goal	39:43	2:0	FIN	SH1	28	RIIPI K	(1) 13 NIEMINEN R On ice FIN 19 3 13 20 28 CHN 20 3 4 7 13 14

3rd Period

Action	Time	ET/Res	Team	Type	No.	Name	(G) Name of Assistant(s) / Action Description
GK	40:00		FIN		19	PUPUTTI T	
GK	40:00		CHN		20	GUO H	
Penalty	46:27	48:27	CHN	2 min.	7	XU L	-Highsticking
Penalty	53:04	55:04	CHN	2 min.	7	XU L	-Interference
Goal	55:05	3:0	FIN	EQ	3	LAAKSONEN E	(1) 13 NIEMINEN R On ice FIN 19 3 13 20 21 29 CHN 20 6 7 8 10 19
Goal	57:39	4:0	FIN	EQ	6	SIRVIO S	(1) On ice FIN 19 6 10 16 22 23 CHN 20 3 4 7 13 14

Goalkeeper Records

Team: FIN - Finland			
No.	Goalkeepers	SOG	SVS
19	PUPUTTI Tuula	12	12
30	HALONEN Minna-Monica	0	0

Team: CHN - China			
No.	Goalkeepers	SOG	SVS
20	GUO Hong	54	50
	JIANG Limei	0	0



Shots & Plus-Minus

Team: FIN - Finland							
No.	Pos.	Player	1	2	3	OT	TS +/-
3	D	LAAKSONEN Emma	0	0	4	0	4 2
13	F	NIEMINEN Riikka	0	2	3	0	5 2
20	D	HANNINEN Kirsi	3	2	2	0	7 2
21	F	VAARAKALLIO Petra	3	2	1	0	6 1
29	F	RANTAMAKI Karoliina	4	2	1	0	7 1
6	D	SIRVIO Saija	1	1	1	0	3 1
10	F	FISK Sari	2	3	1	0	6 1
16	F	REIMA Tiia	0	0	1	0	1 1
22	D	SALO Paivi	0	0	0	0	0 1
23	F	SIKIO Hanne	1	1	2	0	4 1
5	D	AHONEN Pirjo	1	0	0	0	1 0
8	F	VOUTILAINEN Marjo	1	1	0	0	2 0
9	D	MERTANEN Terhi	0	0	2	0	2 0
15	F	HOIKKALA Satu	1	0	0	0	1 0
28	F	RIIPI Katja	0	1	0	0	1 1
11	F	PARVIAINEN Oona	0	1	1	0	2 0
25	F	PALVILA Marja-Helena	0	2	0	0	2 0
26	F	SAVIKUJA Henna	0	0	0	0	0 0
TOTALS			17	18	19	0	54

Head Coach: LUKKARILA Jouko

Team: CHN - China							
No.	Pos.	Player	1	2	3	OT	TS +/-
3	F	LIU Hongmei	0	1	1	0	2 -2
4	D	LI Xuan	0	0	0	0	0 -2
9	D	SANG Hong	1	0	0	0	1 0
13	F	ZHANG Jing	0	0	0	0	0 -2
14	F	SUN Rui	1	0	1	0	2 -2
6	D	LU Yan	0	1	0	0	1 -1
8	F	YANG Xiuqing	1	0	1	0	2 -1
10	D	CHEN Jing	0	0	1	0	1 -1
11	F	HU Chunrong	0	0	0	0	0 0
19	F	WANG Linuo	1	0	0	0	1 -1
2	D	WANG Ying	0	0	0	0	0 0
7	D	XU Lei	0	0	2	0	2 -3
12	F	JIN Fengling	0	0	0	0	0 0
15	F	LIU Yanhui	0	0	0	0	0 0
18	F	MA Xiaojun	0	0	0	0	0 0
21	D	GUAN Weinan	0	0	0	0	0 0
22	F	DAI Qiuwa	0	0	0	0	0 0
24	D	SHEN Tiantian	0	0	0	0	0 0
TOTALS			4	2	6	0	12

Head Coach: YAO Naifeng

Group B

R	Team	GP	W	T	L	GF:GA	PTS
1	USA	1	1	0	0	10:0	2
2	FIN	1	1	0	0	4:0	2
3	CHN	1	0	0	1	0:4	0
4	GER	1	0	0	1	0:10	0

	CHN	FIN	GER	USA
CHN		0:4	16 FEB/14:00	14 FEB/16:05
FIN	4:0		14 FEB/11:05	16 FEB/11:05
GER	16 FEB/14:00	14 FEB/11:05		0:10
USA	14 FEB/16:05	16 FEB/11:05	10:0	

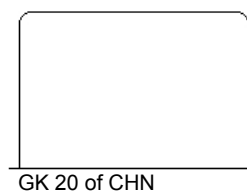
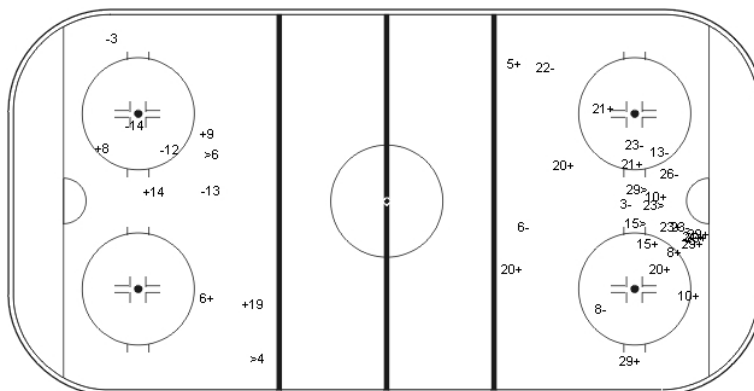

LEGEND	
ET/Res	Penalty end time/Result of game
ENG	Empty net goal
EQ	Equal strength
(G)	Number of goals in tournament
GA	Goals against
GF	Goals for
GK	Goalkeeper
GP	Number of games played
GWS	Game winning shot
L	Number of games lost
No.	Player number
+/-	Net result of positive and negative participation
OT	Overtime
Pen.	Penalty
PIM	Penalties in minutes
Pos.	Position
	D - Defense
	F - Forward
PP1	Power play - 1 player
PP2	Power play - 2 players
PPG	Power play goals
PS	Penalty shot
PTS	Points
SH1	Shorthanded - 1 player
SH2	Shorthanded - 2 players
SHG	Shorthanded goals
SOG	Shots on goal
SSG	Shots saved by goalkeeper
SVS	Saves
T	Number of games tied
TS	Total shots by player
TPP	Time on power play
W	Number of games won



ICE HOCKEY WOMEN, PRELIMINARY ROUND, GAME 4
 HOCKEY SUR GLACE DAMES, TOUR PRELIMINAIRE, MATCH 4

PEAKS TUE 12 FEB 2002 / MAR 12 FEV 2002 START TIME / DÉBUT 14:00


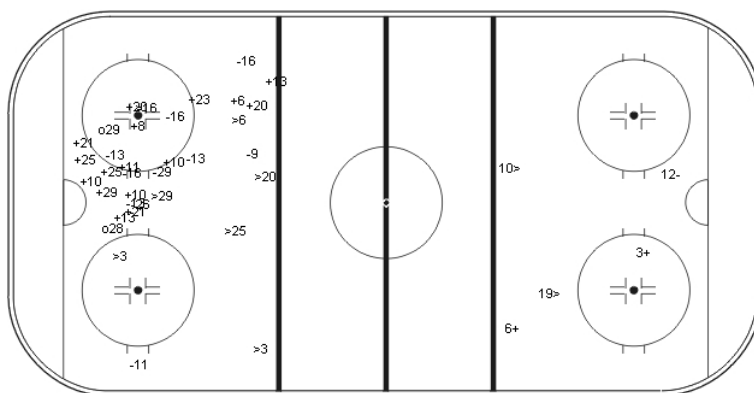

FIN - CHN



Shots by CHN
 Goals (o): 0 SSG(+): 4
 SSP(<): 2 SPG(-): 4

Period: 1

Shots by FIN
 Goals (o): 0 SSG(+): 17
 SSP(>): 3 SPG(-): 8



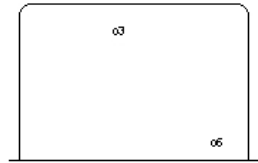
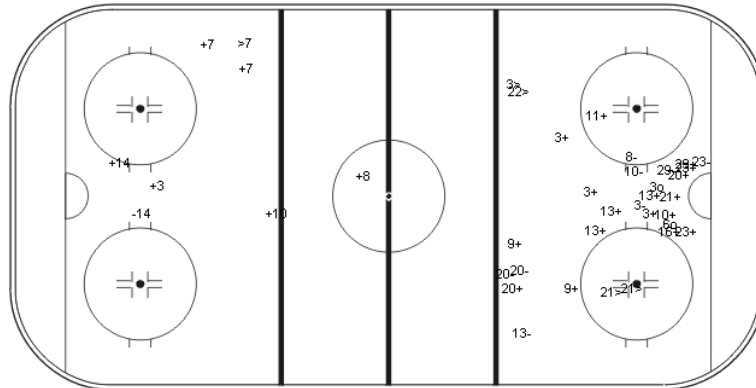
Shots by FIN
 Goals (o): 2 SSG(+): 16
 SSP(<): 7 SPG(-): 10

Period: 2

Shots by CHN
 Goals (o): 0 SSG(+): 2
 SSP(>): 2 SPG(-): 1



GK 19 of FIN



GK 20 of CHN

Shots by CHN
 Goals (o): 0 SSG(+): 6
 SSP(<): 1 SPG(-): 1

Period: 3

Shots by FIN
 Goals (o): 2 SSG(+): 17
 SSP(>): 4 SPG(-): 8

LEGEND

ENG Empty net goal
GK Goalkeeper

SPG Shots past goal
SSG Shots saved by goalkeeper

SSP Shots saved by player



ICE HOCKEY WOMEN, PRELIMINARY ROUND, GAME 4
HOCKEY SUR GLACE DAMES, TOUR PRELIMINAIRE, MATCH 4

PEAKS TUE 12 FEB 2002 / MAR 12 FEV 2002 START TIME / DÉBUT 14:00

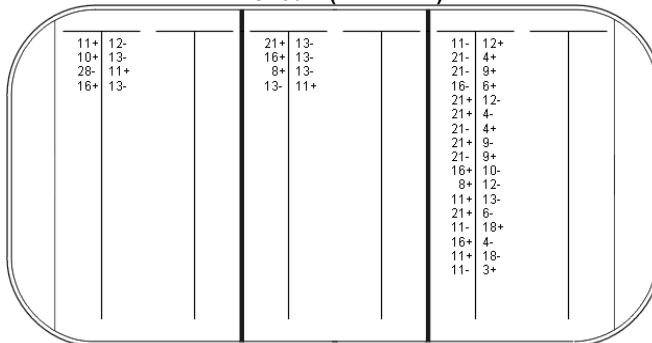
FIN - CHN

Face-off by FIN

Period: 1

	Won	Lost
DZ	3	1
MZ	3	1
AZ	9	8
Total	15	10

Period 1 (FIN - CHN)



Face-off by CHN

Period: 1

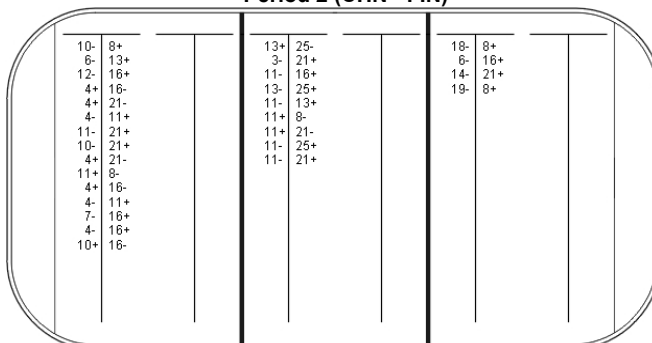
	Won	Lost
DZ	8	9
MZ	1	3
AZ	1	3
Total	10	15

Face-off by CHN

Period: 2

	Won	Lost
DZ	6	9
MZ	3	6
AZ	0	4
Total	9	19

Period 2 (CHN - FIN)



Face-off by FIN

Period: 2

	Won	Lost
DZ	4	0
MZ	6	3
AZ	9	6
Total	19	9

Game total

	Won	Lost
DZ	14	18
MZ	4	9
AZ	1	7
Total	19	34

Game total

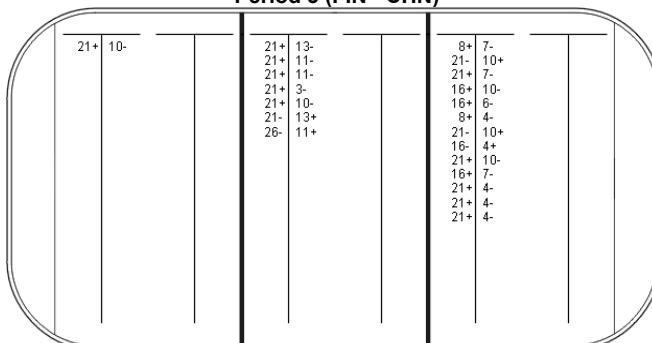
	Won	Lost
DZ	7	1
MZ	9	4
AZ	18	14
Total	34	19

Face-off by FIN

Period: 3

	Won	Lost
DZ	1	0
MZ	5	2
AZ	10	3
Total	16	5

Period 3 (FIN - CHN)



Face-off by CHN

Period: 3

	Won	Lost
DZ	3	10
MZ	2	5
AZ	0	1
Total	5	16

Game total

	Won	Lost
DZ	8	1
MZ	14	6
AZ	28	17
Total	50	24

Game total

	Won	Lost
DZ	17	28
MZ	6	14
AZ	1	8
Total	24	50

LEGEND

AZ Attack zone

DZ Defensive zone

MZ Middle zone



ICE HOCKEY WOMEN, PRELIMINARY ROUND, GAME 5
HOCKEY SUR GLACE DAMES, TOUR PRELIMINAIRE, MATCH 5

E CENTER WED 13 FEB 2002 / MER 13 FEV 2002 START TIME / DÉBUT 11:05

RUS - CAN

Referee

HIRVONEN Anu (IIHF)

Linesmen

SUBAN Johanna (IIHF), MACKENZIE Megan (IIHF)

Goalkeepers

Team: RUS	
No.	Name
20	GASHENNIKOVA Irina
30	VOTINTSEVA Irina

Team: CAN	
No.	Name
1	SMALL Sami Jo
33	ST-PIERRE Kim

Team Line-ups

Team: RUS (WHITE)		
No.	Pos.	Name
2	D	BARYKINA Maria
17	F	SMOLENTSEVA Ekaterina
21	F	TREILOVA Svetlana
23	F	BURINA Tatiana
29	D	SHCHELCHKOVA Zhanna
3	D	PETROVSKAIA Kristina
4	D	KHOMITCH Alena
7	D	BOBROVA Elena
18	F	TSAREVA Tatiana
25	F	PACHKEVITCH Ekaterina
10	F	MISHINA Larisa
15	D	PERMYAKOVA Olga
22	F	TERENTIEVA Svetlana
26	D	SAVENKOVA Olga
27	F	BIALKOVSKAIA Elena
11	F	SOTNIKOVA Tatiana
12	F	GLADYCHEVA Ioulia
28	F	TRETYAKOVA Oxana
Head Coach: DOLGUSHIN Viacheslav		

Team: CAN (RED)		
No.	Pos.	Name
4	D	KELLAR Becky
7	F	PIPER Cherie
11	D	POUNDER Cheryl
13	F	OUELLETTE Caroline
23	F	ANTAL Dana
5	D	SOSTORICS Colleen
15	F	GOYETTE Danielle
22	F	WICKENHEISER Hayley
73	D	CHARTRAND Isabelle
77	F	CAMPBELL Cassie
6	D	BRISSON Therese
17	F	BOTTERILL Jennifer
24	F	BECHARD Kelly
25	F	SHEWCHUK Tammy Lee
91	D	HEANEY Geraldine
12	F	DUPUIS Lori
16	F	HEFFORD Jayna
61	F	SUNOHARA Vicky
Head Coach: SAUVAGEAU Daniele		

Group A

R	Team	G	W	T	L	GF:GA	PTS
1	CAN	1	1	0	0	7:0	2
2	SWE	1	1	0	0	3:2	2
3	RUS	1	0	0	1	2:3	0
4	KAZ	1	0	0	1	0:7	0

	CAN	KAZ	RUS	SWE
CAN		7:0	13 Wed/11:05	16 Sat/19:00
KAZ	0:7		15 Fri/14:00	13 Wed/14:00
RUS	13 Wed/11:05	15 Fri/14:00		2:3
SWE	16 Sat/19:00	13 Wed/14:00	3:2	

LEGEND

EG	Emergency goalkeeper	No.	Player number	R	Rank
G	Number of games played	Pos.	Position	T	Number of games tied
GA	Goals against		D - Defense	W	Number of games won
GF	Goals for		F - Forward		
L	Number of games lost	PTS	Points		



ICE HOCKEY WOMEN

Round	PRELIMINARY ROUND	Venue	E Center	Date	13 Feb 2002	Start	11.05	Spectators	8213	Game no.	5
--------------	-------------------	--------------	----------	-------------	-------------	--------------	-------	-------------------	------	-----------------	---

Home team (A) (Jersey colour)		Russia		(WHITE)		Goals																Penalties							
No.	Name	Pos.	L	SOG	#	Time	G	A1	A2	GS	P1	P2	P3	P4	P5	P6	N1	N2	N3	N4	N5	N6	Time	No.	Min	Offence	Start	End	
2*	BARYKINA Maria	A	D	1	0																			27:03	18	2	CHE-B	27:03	29:03
3	PETROVSKAJA Kristina	D	2	0																				27:03	18	10	CHE-B	29:03	39:03
4	KHOMITCH Alena	D	2	0																				33:24	28	2	HOOK	33:24	35:24
7	BOBROVA Elena	D	2	0																				45:52	17	2	HOOK	45:52	47:48
10	MISHINA Larisa	F	3	1																				55:23	17	2	BD-CK	55:23	57:23
11	SOTNIKOVA Tatiana	F	4	0																									
12	GLADYCHEVA Ioulia	F	4	0																									
15	PERMYAKOVA Olga	D	3	1																									
17*	SMOLENTSEVA Ekaterina	F	1	2																									
18	TSAREVA Tatiana	F	2	0																									
20*	GASHENNIKOVA Irina	GK		0																									
21*	TREFILOVA Svetlana	F	1	1																									
22	TERENTIEVA Svetlana	F	3	0																									
23*	BURINA Tatiana	F	1	0																									
25	PACHKEVITCH Ekaterina	A	F	2	1																								
26	SAVENKOVA Olga	D	3	0																									
27	BIALKOVSKAJA Elena	F	3	0																									
28	TRETYAKOVA Oxana	F	4	0																									
29*	SHCHELCHKOVA Zhanna	C	D	1	0																								
30	VOTINTSEVA Irina	GK		0																									
Team Manager:	TUZIK Igor		Head Coach:	DOLGUSHIN Viacheslav				Assistant Coach:	ANISSIMOV Andrey																				

Visiting team (B) (Jersey colour)		Canada		(RED)		Goals																Penalties							
No.	Name	Pos.	L	SOG	#	Time	G	A1	A2	GS	P1	P2	P3	P4	P5	P6	N1	N2	N3	N4	N5	N6	Time	No.	Min	Offence	Start	End	
1*	SMALL Sami Jo	GK		0	1	11:37	22			EQ	1	6	15	22	77	91	2	17	20	21	23	29	05:44	17	2	HI-ST	05:44	07:44	
4*	KELLAR Becky	D	1	2	2	18:00	15	22		EQ	1	5	15	22	73	77	2	10	20	22	27	29	30:00	23	2	HI-ST	30:00	32:00	
5	SOSTORICS Colleen	D	2	3	3	20:31	23	13	91	EQ	1	6	7	13	23	91	2	17	20	21	23	29							
6	BRISSEON Therese	D	3	3	4	29:14	7	13	17	EQ	1	7	13	17	73	91	2	12	20	21	23	29							
7*	PIPER Cherie	F	1	4	5	47:48	17	61	6	PP1	1	6	17	23	25	61	2	3	20	21	22								
11*	POUNDER Cheryl	D	1	3	6	58:12	73			EQ	1	5	7	13	24	73	2	4	11	17	18	20							
12	DUPUIS Lori	F	4	1	7	58:50	15	22		EQ	1	6	15	22	77	91	10	12	15	20	26	28							
13*	OUELLETTE Caroline	F	1	6																									
15	GOYETTE Danielle	F	2	6																									
16	HEFFORD Jayna	F	4	4																									
17	BOTTERILL Jennifer	F	3	2																									
22	WICKENHEISER Hayley	A	F	2	4																								
23*	ANTAL Dana	F	1	4																									
24	BECHARD Kelly	F	3	0																									
25	SHEWCHUK Tammy Lee	F	3	5																									
33	ST-PIERRE Kim	GK		0																									
61	SUNOHARA Vicky	A	F	4	4																								
73	CHARTRAND Isabelle	D	2	1																									
77	CAMPBELL Cassie	C	F	2	4																								
91	HEANEY Geraldine	D	3	4																									
Team Manager:	ROBITAILLE Gaetan		Head Coach:	SAUVAGEAU Daniele				Assistant Coach:	KOZAK Walter																				

Game Summary											Saves						Goalkeeper Records						Goalkeeper Changes		
P	G A:B	SOG A:B	PIM A:B	PPGF A:B	SHGF A:B	GKA1	GKA2	EGA	GKB1	GKB2	EGB	GKA	MIP	GA	GKB	MIP	GA	Time	GKA	GKB					
1	0:2	1:14	0:2	0:0	0:0	12	0	0	1	0	0	20	60:00	7	1	60:00	0	00:00	20	1					
2	0:2	3:19	14:2	0:0	0:0	17	0	0	3	0	0							60:00	--	--					
3	0:3	2:27	4:0	0:1	0:0	24	0	0	2	0	0														
OVT																									
GWS																									
Total	0:7	6:60	18:4	0:1	0:0	53	0	0	6	0	0														
											Start of game: 11:05 End of game: 13:09														
											Time-out A: Time-out B:														
											Game Supervisor: LACARRIERE Philippe														

Referee	HIRVONEN Anu	Linesman	SUBAN Johanna	Goal Judge	GREEN Bill	Video GJ	JALARVO Jarmo Sa
Scorekeeper	EBERT Bob	Linesman	MACKENZIE Megan	Goal Judge	LORDS Harry	Game Timekeeper	ZITO Bob
Sign. Manager B		Sign. Manager A		Sign. Scorekeeper		Sign. Referee	



ICE HOCKEY WOMEN, PRELIMINARY ROUND, GAME 5
HOCKEY SUR GLACE DAMES, TOUR PRELIMINAIRE, MATCH 5

E CENTER WED 13 FEB 2002 / MER 13 FEV 2002 START TIME / DÉBUT 11:05

RUS - CAN 0-7 (0-2, 0-2, 0-3)

Spectators	Referee	Linesmen
8213	HIRVONEN Anu (IIHF)	SUBAN Johanna (IIHF), MACKENZIE Megan (IIHF)

Team Statistics

Period	Score	SVS	SOG	PIM	TPP	PPG	SHG
1	0 : 2	12 : 1	1 : 14	0 : 2	2:00 : 0:00	0 : 0	0 : 0
2	0 : 2	17 : 3	3 : 19	14 : 2	2:00 : 4:00	0 : 0	0 : 0
3	0 : 3	24 : 2	2 : 27	4 : 0	0:00 : 3:56	0 : 1	0 : 0
Total	0 : 7	53 : 6	6 : 60	18 : 4	4:00 : 7:56	0 : 1	0 : 0

1st Period

Action	Time	ET/Res	Team	Type	No.	Name	(G) Name of Assistant(s) / Action Description
GK	00:00		RUS		20	GASHENNIKOVA I	
GK	00:00		CAN		1	SMALL SJ	
Penalty	05:44	07:44	CAN	2 min.	17	BOTTERILL J	-Highsticking
Goal	11:37	0:1	CAN	EQ	22	WICKENHEISER H	(3) On ice RUS 20 2 17 21 23 29 CAN 1 6 15 22 77 91
Goal	18:00	0:2	CAN	EQ	15	GOYETTE D	(2) 22 WICKENHEISER H On ice RUS 20 2 10 22 27 29 CAN 1 5 15 22 73 77

2nd Period

Action	Time	ET/Res	Team	Type	No.	Name	(G) Name of Assistant(s) / Action Description
GK	20:00		RUS		20	GASHENNIKOVA I	
GK	20:00		CAN		1	SMALL SJ	
Goal	20:31	0:3	CAN	EQ	23	ANTAL D	(1) 13 OUELLETTE C On ice RUS 20 2 17 21 23 29 91 HEANEY G CAN 1 6 7 13 23 91
Penalty	27:03	29:03	RUS	2 min.	18	TSAREVA T	-Checking from behind
Penalty	27:03	39:03	RUS	10 min.	18	TSAREVA T	-Checking from behind
Goal	29:14	0:4	CAN	EQ	7	PIPER C	(2) 13 OUELLETTE C On ice RUS 20 2 12 21 23 29 17 BOTTERILL J CAN 1 7 13 17 73 91
Penalty	30:00	32:00	CAN	2 min.	23	ANTAL D	-Highsticking
Penalty	33:24	35:24	RUS	2 min.	28	TRETYAKOVA O	-Hooking

3rd Period

Action	Time	ET/Res	Team	Type	No.	Name	(G) Name of Assistant(s) / Action Description
GK	40:00		RUS		20	GASHENNIKOVA I	
GK	40:00		CAN		1	SMALL SJ	
Penalty	45:52	47:48	RUS	2 min.	17	SMOLENTSEVA E	-Hooking
Goal	47:48	0:5	CAN	PP1	17	BOTTERILL J	(1) 61 SUNOHARA V On ice RUS 20 2 3 21 22 6 BRISSON T CAN 1 6 17 23 25 61
Penalty	55:23	57:23	RUS	2 min.	17	SMOLENTSEVA E	-Body Checking
Goal	58:12	0:6	CAN	EQ	73	CHARTRAND I	(1) On ice RUS 20 2 4 11 17 18 CAN 1 5 7 13 24 73
Goal	58:50	0:7	CAN	EQ	15	GOYETTE D	(3) 22 WICKENHEISER H On ice RUS 20 10 12 15 26 28 CAN 1 6 15 22 77 91

Goalkeeper Records

Team: RUS - Russia			
No.	Goalkeepers	SOG	SVS
20	GASHENNIKOVA Irina	59	52
30	VOTINTSEVA Irina	0	0

Team: CAN - Canada			
No.	Goalkeepers	SOG	SVS
	SMALL Sami Jo		6
33	ST-PIERRE Kim		0



Shots & Plus-Minus

Team: RUS - Russia							
No.	Pos.	Player	1	2	3	OT	TS +/-
2	D	BARYKINA Maria	0	0	0	0	0 -5
17	F	SMOLENTSEVA Ekaterina	1	0	1	0	2 -3
21	F	TREFILOVA Svetlana	0	1	0	0	1 -3
23	F	BURINA Tatiana	0	0	0	0	0 -3
29	D	SHCHELCHKOVA Zhanna	0	0	0	0	0 -4
3	D	PETROVSKAIA Kristina	0	0	0	0	0 0
4	D	KHOMITCH Alena	0	0	0	0	0 -1
7	D	BOBROVA Elena	0	0	0	0	0 0
18	F	TSAREVA Tatiana	0	0	0	0	0 -1
25	F	PACHKEVITCH Ekaterina	0	1	0	0	1 0
10	F	MISHINA Larisa	0	0	1	0	1 -2
15	D	PERMYAKOVA Olga	0	1	0	0	1 -1
22	F	TERENTIEVA Svetlana	0	0	0	0	0 -1
26	D	SAVENKOVA Olga	0	0	0	0	0 -1
27	F	BIALKOVSKAIA Elena	0	0	0	0	0 -1
11	F	SOTNIKOVA Tatiana	0	0	0	0	0 -1
12	F	GLADYCHEVA Ioulia	0	0	0	0	0 -2
28	F	TRETYAKOVA Oxana	0	0	0	0	0 -1
TOTALS			1	3	2	0	6

Head Coach: DOLGUSHIN Viacheslav

Team: CAN - Canada							
No.	Pos.	Player	1	2	3	OT	TS +/-
4	D	KELLAR Becky	0	0	2	0	2 0
7	F	PIPER Cherie	1	2	1	0	4 3
11	D	POUNDER Cheryl	1	1	1	0	3 0
13	F	OUELLETTE Caroline	0	4	2	0	6 3
23	F	ANTAL Dana	1	1	2	0	4 1
5	D	SOSTORICS Colleen	1	1	1	0	3 2
15	F	GOYETTE Danielle	2	0	4	0	6 3
22	F	WICKENHEISER Hayley	2	0	2	0	4 3
73	D	CHARTRAND Isabelle	0	0	1	0	1 3
77	F	CAMPBELL Cassie	2	2	0	0	4 3
6	D	BRISSON Therese	0	1	2	0	3 3
17	F	BOTTERILL Jennifer	0	1	0	0	1 1
24	F	BECHARD Kelly	0	0	0	0	0 1
25	F	SHEWCHUK Tammy Lee	2	2	1	0	5 0
91	D	HEANEY Geraldine	1	1	2	0	4 4
12	F	DUPUIS Lori	0	0	1	0	1 0
16	F	HEFFORD Jayna	0	1	3	0	4 0
61	F	SUNOHARA Vicky	1	2	1	0	4 0
TOTALS			14	19	26	0	59

Head Coach: SAUVAGEAU Daniele

Group A

R	Team	GP	W	T	L	GF:GA	PTS
1	CAN	2	2	0	0	14:0	4
2	SWE	1	1	0	0	3:2	2
3	KAZ	1	0	0	1	0:7	0
4	RUS	2	0	0	2	2:10	0

	CAN	KAZ	RUS	SWE
CAN		7:0	7:0	16 FEB/19:00
KAZ	0:7		15 FEB/14:00	13 FEB/14:00
RUS	0:7	15 FEB/14:00		2:3
SWE	16 FEB/19:00	13 FEB/14:00	3:2	

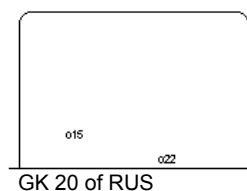
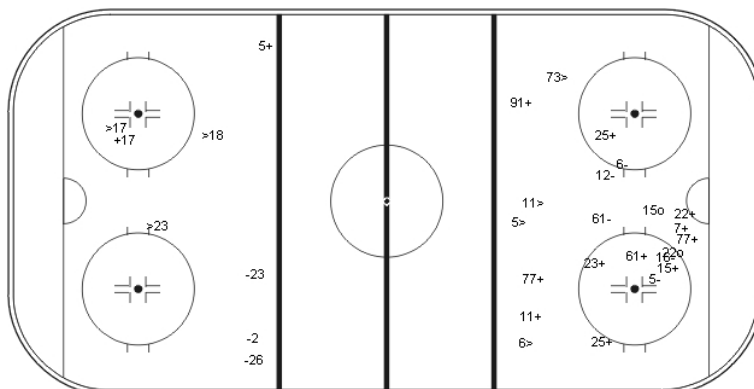
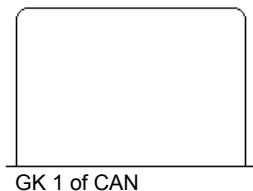
LEGEND					
ET/Res	Penalty end time/Result of game	OT	Overtime	SH1	Shorthanded - 1 player
ENG	Empty net goal	Pen.	Penalty	SH2	Shorthanded - 2 players
EQ	Equal strength	PIM	Penalties in minutes	SHG	Shorthanded goals
(G)	Number of goals in tournament	Pos.	Position	SOG	Shots on goal
GA	Goals against		D - Defense	SSG	Shots saved by goalkeeper
GF	Goals for		F - Forward	SVS	Saves
GK	Goalkeeper	PP1	Power play - 1 player	T	Number of games tied
GP	Number of games played	PP2	Power play - 2 players	TS	Total shots by player
GWS	Game winning shot	PPG	Power play goals	TPP	Time on power play
L	Number of games lost	PS	Penalty shot	W	Number of games won
No.	Player number	PTS	Points		
+/-	Net result of positive and negative participation				



ICE HOCKEY WOMEN, PRELIMINARY ROUND, GAME 5
 HOCKEY SUR GLACE DAMES, TOUR PRELIMINAIRE, MATCH 5

E CENTER WED 13 FEB 2002 / MER 13 FEV 2002 START TIME / DÉBUT 11:05

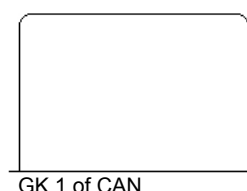
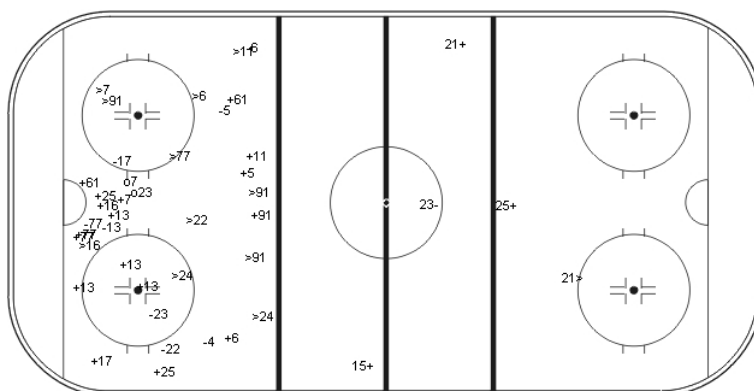
RUS - CAN



Shots by RUS
 Goals (o): 0 SSG(+): 1
 SSP(<): 3 SPG(-): 3

Period: 1

Shots by CAN
 Goals (o): 2 SSG(+): 12
 SSP(>): 4 SPG(-): 5




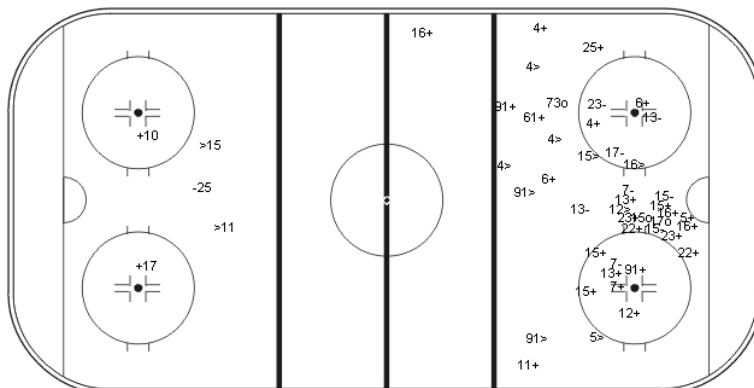
Shots by CAN
 Goals (o): 2 SSG(+): 17
 SSP(<): 11 SPG(-): 8

Period: 2

Shots by RUS
 Goals (o): 0 SSG(+): 3
 SSP(>): 1 SPG(-): 1



GK 1 of CAN



GK 20 of RUS

Shots by RUS
 Goals (o): 0 SSG(+): 2
 SSP(<): 2 SPG(-): 1

Period: 3

Shots by CAN
 Goals (o): 3 SSG(+): 24
 SSP(>): 9 SPG(-): 8

LEGEND

ENG Empty net goal
GK Goalkeeper

SPG Shots past goal
SSG Shots saved by goalkeeper

SSP Shots saved by player



ICE HOCKEY WOMEN, PRELIMINARY ROUND, GAME 5
HOCKEY SUR GLACE DAMES, TOUR PRELIMINAIRE, MATCH 5

E CENTER WED 13 FEB 2002 / MER 13 FEV 2002 START TIME / DÉBUT 11:05


RUS - CAN

Face-off by CAN

Period: 1

	Won	Lost
DZ	3	2
MZ	5	1
AZ	8	9
Total	16	12

Period 1 (CAN - RUS)



Face-off by RUS

Period: 1


	Won	Lost
DZ	9	8
MZ	1	5
AZ	2	3
Total	12	16

Face-off by RUS

Period: 2

	Won	Lost
DZ	1	9
MZ	3	5
AZ	0	4
Total	4	18

Period 2 (RUS - CAN)



Face-off by CAN

Period: 2

	Won	Lost
DZ	4	0
MZ	5	3
AZ	9	1
Total	18	4

Game total

	Won	Lost
DZ	10	17
MZ	4	10
AZ	2	7
Total	16	34

Game total


	Won	Lost
DZ	7	2
MZ	10	4
AZ	17	10
Total	34	16

Face-off by CAN

Period: 3

	Won	Lost
DZ	2	0
MZ	4	2
AZ	11	4
Total	17	6

Period 3 (CAN - RUS)



Face-off by RUS

Period: 3

	Won	Lost
DZ	4	11
MZ	2	4
AZ	0	2
Total	6	17

Game total

	Won	Lost
DZ	9	2
MZ	14	6
AZ	28	14
Total	51	22

Game total

	Won	Lost
DZ	14	28
MZ	6	14
AZ	2	9
Total	22	51

LEGEND

AZ Attack zone

DZ Defensive zone

MZ Middle zone



ICE HOCKEY WOMEN, PRELIMINARY ROUND, GAME 6
HOCKEY SUR GLACE DAMES, TOUR PRELIMINAIRE, MATCH 6

PEAKS WED 13 FEB 2002 / MER 13 FEV 2002 START TIME / DÉBUT 14:00

SWE - KAZ

Referee

LIVINGSTON Stacey (IIHF)

Linesmen

CASSIDY Sue (IIHF), LISCHETTI Sandra (IIHF)

Goalkeepers

Team: SWE	
No.	Name
30	MARTIN Kim
35	AHLEN Annica

Team: KAZ	
No.	Name
1	AKIMBETYEVA Anna
33	TRUNOVA Natalya

Team Line-ups

Team: SWE (YELLOW)		
No.	Pos.	Name
10	F	SAMUELSSON Evelina
18	F	PETTERSSON Josefin
21	F	ELFSBERG Joa
23	D	ANDERSSON Gunilla
25	D	SJOLANDER Therese
6	D	ANDERSSON Anna
7	F	ROTH Maria
8	F	HOLST Erika
17	D	EDSTRAND Ann-Louise
19	F	ALMBLAD Lotta
9	F	VIKMAN Anna
14	F	BERGSTRAND Kristina
24	F	JANSSON Nanna
27	D	LINDBERG Ylva
29	F	LINDSTROM Ulrica
5	D	BERGGREN Emelie
11	F	LARSSON Maria
28	F	RUNDQVIST Danijela
Head Coach: YNGVE Christian		

Team: KAZ (BLUE)		
No.	Pos.	Name
9	D	POTAPOVA Olga
12	D	ADYYEVA Viktoriya
17	F	KRYUKOVA Olga
23	F	MALTSEVA Yekaterina
27	F	MALTSEVA Svetlana
2	D	ASSONOVA Antonida
4	D	TAIKEVICH Oksana
5	F	KHLYZOVA Tatyana
10	F	SHTELMAISTER Yelena
30	F	SOLOVYEVA Yuliya
11	F	LOSYEVA Nadezhda
16	D	KONYSHEVA Olga
19	F	YAKOVCHUK Natalya
21	D	SAZONOVA Viktoriya
29	F	VASSINA Svetlana
6	F	VAFINA Lyubov
7	F	ALEXEYEVA Lyubov
14	F	DIKAMBAYEVA Dinara
Head Coach: MALTSEV Alexandr		

Group A

R	Team	G	W	T	L	GF:GA	PTS
1	CAN	1	1	0	0	7:0	2
2	SWE	1	1	0	0	3:2	2
3	RUS	1	0	0	1	2:3	0
4	KAZ	1	0	0	1	0:7	0

	CAN	KAZ	RUS	SWE
CAN		7:0	13 Wed/11:05	16 Sat/19:00
KAZ	0:7		15 Fri/14:00	13 Wed/14:00
RUS	13 Wed/11:05	15 Fri/14:00		2:3
SWE	16 Sat/19:00	13 Wed/14:00	3:2	

LEGEND

EG	Emergency goalkeeper	No.	Player number	R	Rank
G	Number of games played	Pos.	Position	T	Number of games tied
GA	Goals against		D - Defense	W	Number of games won
GF	Goals for		F - Forward		
L	Number of games lost	PTS	Points		



ICE HOCKEY WOMEN

Round	PRELIMINARY ROUND	Venue	Peaks	Date	13 Feb 2002	Start	14.00	Spectators	3549	Game no.	6
-------	-------------------	-------	-------	------	-------------	-------	-------	------------	------	----------	---

Home team (A) (Jersey colour)		Sweden (YELLOW)		Goals																Penalties								
No.	Name	Pos.	L	SOG	#	Time	G	A1	A2	GS	P1	P2	P3	P4	P5	P6	N1	N2	N3	N4	N5	N6	Time	No.	Min	Offence	Start	End
5	BERGGREN Emelie	D	4	0	1	01:08	8			EQ	6	7	8	17	19	30	5	9	10	12	30	33	02:16	21	2	HOOK	02:16	04:16
6	ANDERSSON Anna	A	D	2	3	02:38	7			SH1	6	7	8	17	30		9	12	17	23	27	33	03:27	29	2	INTRF	03:27	05:27
7	ROTH Maria	F	2	7	3	11:05	9	27		EQ	9	14	24	27	29	30	5	6	9	12	30	33	07:47	8	2	ROUGH	07:47	09:47
8	HOLST Erika	C	F	2	4	32:27	19	7	8	PP1	7	8	17	19	30		9	12	19	33			25:05	8	2	HOLD	25:05	27:05
9	VIKMAN Anna	F	3	2	5	35:41	8	6	7	PP1	6	7	8	17	30		4	9	23	33			30:38	27	2	HOLD	30:38	32:38
10*	SAMUELSSON Evelina	F	1	1	6	44:05	14	8		PP1	7	8	10	14	17	30	2	6	10	12	33		33:52	23	2	ROUGH	33:52	35:52
11	LARSSON Maria	F	4	1	7	54:46	23			EQ	11	21	23	25	28	30	2	4	5	10	14	33	48:36	6	2	INTRF	48:36	50:36
14	BERGSTRAND Kristina	F	3	3																			51:09	25	2	HO-ST	51:09	53:09
17	EDSTRAND Ann-Louise	D	2	1																			51:57	6	2	BD-CK	51:57	53:57
18*	PETTERSSON Josefin	F	1	3																			56:46	25	2	HOLD	56:46	58:46
19	ALMBLAD Lotta	F	2	3																			57:08	8	2	ELBOW	57:08	59:08
21*	ELFSBERG Joa	F	1	3																								
23*	ANDERSSON Gunilla	D	1	4																								
24	JANSSON Nanna	F	3	1																								
25*	SJOLANDER Therese	D	1	3																								
27	LINDBERG Ylva	D	3	1																								
28	RUNDQVIST Danijela	F	4	1																								
29	LINDSTROM Ulrica	A	F	3	2																							
30*	MARTIN Kim	GK		0																								
35	AHLEN Annica	GK		0																								

Team Manager: KARLSSON Lars G Head Coach: YNGVE Christian Assistant Coach: MORGER Daniel

Visiting team (B) (Jersey colour)		Kazakhstan (BLUE)		Goals																Penalties									
No.	Name	Pos.	L	SOG	#	Time	G	A1	A2	GS	P1	P2	P3	P4	P5	P6	N1	N2	N3	N4	N5	N6	Time	No.	Min	Offence	Start	End	
1	AKIMBETYEVA Anna	GK		0																				07:47	4	2	ROUGH	07:47	09:47
2	ASSONOVA Antonida	D	2	0																				11:28	4	2	CROSS	11:28	13:28
4	TAIKEVICH Oksana	D	2	1																				23:24	2	2	TRIP	23:24	25:24
5	KHLYZOVA Tatyana	F	2	1																				25:05	17	2	ROUGH	25:05	27:05
6	VAFINA Lyubov	F	4	1																				31:03	14	2	SLASH	31:03	32:27
7	ALEXEYeva Lyubov	F	4	0																				31:28		2	DELAY	31:28	33:28
9*	POTAPOVA Olga	A	D	1	1																			34:17	29	2	HOOK	34:17	35:41
10	SHELMMAISTER Yelena	A	F	2	1																			35:19	12	2	TRIP	35:19	37:19
11	LOSYEVA Nadezhda	F	3	4																				38:50	17	2	HO-ST	38:50	40:50
12*	ADYYEVA Viktoriya	D	1	2																				42:31	4	2	TRIP	42:31	44:05
14	DIKAMBAYEVA Dinara	F	4	0																				50:01	12	2	TRIP	50:01	52:01
16	KONYSHEVA Olga	D	3	0																				58:42	30	2	HOLD	58:42	60:00
17*	KRYUKOVA Olga	C	F	1	0																								
19	YAKOVCHUK Natalya	F	3	2																									
21	SAZONOVA Viktoriya	D	3	0																									
23*	MALTSEVA Yekaterina	F	1	2																									
27*	MALTSEVA Svetlana	F	1	2																									
29	VASSINA Svetlana	F	3	0																									
30	SOLOVYEVA Yuliya	F	2	0																									
33*	TRUNOVA Natalya	GK		0																									

Team Manager: SOLOVYEV Sergey Head Coach: MALTSEV Alexandr Assistant Coach: SKOBEKINA Natalya

Game Summary		Saves							Goalkeeper Records							Goalkeeper Changes					
P	G A:B	SOG A:B	PIM A:B	PPGF A:B	SHGF A:B	GKA1	GKA2	EGA	GKB1	GKB2	EGB	GKA	MIP	GA	GKB	MIP	GA	Time	GKA	GKB	
1	3:0	20:6	6:4	0:0	1:0	6	0	0	17	0	0	30	60:00	0	33	60:00	7	00:00	30	33	
2	2:0	14:2	6:14	2:0	0:0	2	0	0	12	0	0							60:00	--	--	
3	2:0	9:9	10:6	1:0	0:0	9	0	0	7	0	0										
OVT																					
GWS																					
Total	7:0	43:17	22:24	3:0	1:0	17	0	0	36	0	0										
Start of game: 14:01 End of game: 16:05																					
Time-out A: Time-out B:																					
Game Supervisor: PFUHL Michael																					

Referee	LIVINGSTON Stacey	Linesman	CASSIDY Sue	Goal Judge	BAIRD Gerry	Video GJ	KOMMISSAROV Ko
Scorekeeper	SOUTTER Dave	Linesman	LISCETTI Sandra	Goal Judge	GALLEN Robert	Game Timekeeper	ZITO Robert
Sign. Manager B		Sign. Manager A		Sign. Scorekeeper		Sign. Referee	



ICE HOCKEY WOMEN, PRELIMINARY ROUND, GAME 6
HOCKEY SUR GLACE DAMES, TOUR PRELIMINAIRE, MATCH 6

PEAKS WED 13 FEB 2002 / MER 13 FEV 2002 START TIME / DÉBUT 14:00

SWE - KAZ 7-0 (3-0, 2-0, 2-0)

Spectators	Referee	Linesmen
3549	LIVINGSTON Stacey (IIHF)	CASSIDY Sue (IIHF), LISCHETTI Sandra (IIHF)

Team Statistics

Period	Score	SVS	SOG	PIM	TPP	PPG	SHG
1	3 : 0	6 : 17	20 : 6	6 : 4	2:00 : 3:11	0 : 0	1 : 0
2	2 : 0	2 : 12	14 : 2	6 : 14	6:48 : 0:50	2 : 0	0 : 0
3	2 : 0	9 : 7	9 : 9	10 : 6	3:49 : 5:25	1 : 0	0 : 0
Total	7 : 0	17 : 36	43 : 17	22 : 24	12:37 : 9:26	3 : 0	1 : 0

1st Period

Action	Time	ET/Res	Team	Type	No.	Name	(G) Name of Assistant(s) / Action Description
GK	00:00		SWE		30	MARTIN K	
GK	00:00		KAZ		33	TRUNOVA N	
Goal	01:08	1:0	SWE	EQ	8	HOLST E	(1) On ice SWE 30 6 7 8 17 19 KAZ 33 5 9 10 12 30
Penalty	02:16	04:16	SWE	2 min.	21	ELFSBERG J	-Hooking
Goal	02:38	2:0	SWE	SH1	7	ROTH M	(1) On ice SWE 30 6 7 8 17 KAZ 33 9 12 17 23 27
Penalty	03:27	05:27	SWE	2 min.	29	LINDSTROM U	-Interference
Penalty	07:47	09:47	SWE	2 min.	8	HOLST E	-Roughing
Penalty	07:47	09:47	KAZ	2 min.	4	TAIKEVICH O	-Roughing
Goal	11:05	3:0	SWE	EQ	9	VIKMAN A	(1) 27 LINDBERG Y On ice SWE 30 9 14 24 27 29 KAZ 33 5 6 9 12 30
Penalty	11:28	13:28	KAZ	2 min.	4	TAIKEVICH O	-Cross-checking

2nd Period

Action	Time	ET/Res	Team	Type	No.	Name	(G) Name of Assistant(s) / Action Description
GK	20:00		SWE		30	MARTIN K	
GK	20:00		KAZ		33	TRUNOVA N	
Penalty	23:24	25:24	KAZ	2 min.	2	ASSONOVA A	-Tripping
Penalty	25:05	27:05	SWE	2 min.	8	HOLST E	-Holding
Penalty	25:05	27:05	KAZ	2 min.	17	KRYUKOVA O	-Roughing
Penalty	30:38	32:38	SWE	2 min.	27	LINDBERG Y	-Holding
Penalty	31:03	32:27	KAZ	2 min.	14	DIKAMBAYEVA D	-Slashing
Penalty	31:28	33:28	KAZ	2 min.	-	Team penalty	-Delaying the game
Goal	32:27	4:0	SWE	PP1	19	ALMBLAD L	(2) 7 ROTH M On ice SWE 30 7 8 17 19 8 HOLST E KAZ 33 9 12 19
Penalty	33:52	35:52	SWE	2 min.	23	ANDERSSON G	-Roughing
Penalty	34:17	35:41	KAZ	2 min.	29	VASSINA S	-Hooking
Penalty	35:19	37:19	KAZ	2 min.	12	ADYYEVA V	-Tripping
Goal	35:41	5:0	SWE	PP1	8	HOLST E	(2) 6 ANDERSSON A On ice SWE 30 6 7 8 17 7 ROTH M KAZ 33 4 9 23
Penalty	38:50	40:50	KAZ	2 min.	17	KRYUKOVA O	-Holding the stick



3rd Period

Action	Time	ET/Res	Team	Type	No.	Name	(G) Name of Assistant(s) / Action Description
GK	40:00		SWE		30	MARTIN K	
GK	40:00		KAZ		33	TRUNOVA N	
Penalty	42:31	44:05	KAZ	2 min.	4	TAIKEVICH O	-Tripping
Goal	44:05	6:0	SWE	PP1	14	BERGSTRAND K	(2) 8 HOLST E On ice SWE 30 7 8 10 14 17 KAZ 33 2 6 10 12
Penalty	48:36	50:36	SWE	2 min.	6	ANDERSSON A	-Interference
Penalty	50:01	52:01	KAZ	2 min.	12	ADYYEVA V	-Tripping
Penalty	51:09	53:09	SWE	2 min.	25	SJOLANDER T	-Holding the stick
Penalty	51:57	53:57	SWE	2 min.	6	ANDERSSON A	-Body Checking
Goal	54:46	7:0	SWE	EQ	23	ANDERSSON G	(1) On ice SWE 30 11 21 23 25 28 KAZ 33 2 4 5 10 14
Penalty	56:46	58:46	SWE	2 min.	25	SJOLANDER T	-Holding
Penalty	57:08	59:08	SWE	2 min.	8	HOLST E	-Elbowing
Penalty	58:42	60:00	KAZ	2 min.	30	SOLOVYEVA Y	-Holding

Goalkeeper Records

Team: SWE - Sweden			
No.	Goalkeepers	SOG	SVS
30	MARTIN Kim	17	17
35	AHLEN Annica	0	0

Team: KAZ - Kazakhstan			
No.	Goalkeepers	SOG	SVS
33	TRUNOVA Natalya	43	36
	AKIMBETYEVA Anna	0	

Shots & Plus-Minus

Team: SWE - Sweden								
No.	Pos.	Player	1	2	3	OT	TS	+/-
10	F	SAMUELSSON Evelina	1	0	0	0	1	0
18	F	PETTERSSON Josefin	2	1	0	0	3	0
21	F	ELFSBERG Joa	1	1	1	0	3	1
23	D	ANDERSSON Gunilla	0	2	2	0	4	1
25	D	SJOLANDER Therese	1	1	1	0	3	1
6	D	ANDERSSON Anna	2	1	0	0	3	2
7	F	ROTH Maria	4	3	0	0	7	2
8	F	HOLST Erika	3	1	0	0	4	2
17	D	EDSTRAND Ann-Louise	0	0	1	0	1	2
19	F	ALMBLAD Lotta	2	1	0	0	3	1
9	F	VIKMAN Anna	2	0	0	0	2	1
14	F	BERGSTRAND Kristina	1	0	2	0	3	1
24	F	JANSSON Nanna	0	1	0	0	1	1
27	D	LINDBERG Ylva	0	1	0	0	1	1
29	F	LINDSTROM Ulrica	1	1	0	0	2	1
5	D	BERGGREN Emelie	0	0	0	0	0	0
11	F	LARSSON Maria	0	0	1	0	1	1
28	F	RUNDQVIST Danijela	0	0	1	0	1	1
TOTALS			20	14	9	0	43	
Head Coach: YNGVE Christian								

Team: KAZ - Kazakhstan								
No.	Pos.	Player	1	2	3	OT	TS	+/-
9	D	POTAPOVA Olga	0	0	1	0	1	-3
12	D	ADYYEVA Viktoriya	1	0	1	0	2	-3
17	F	KRYUKOVA Olga	0	0	0	0	0	-1
23	F	MALTSEVA Yekaterina	2	0	0	0	2	-1
27	F	MALTSEVA Svetlana	2	0	0	0	2	-1
2	D	ASSONOVA Antonida	0	0	0	0	0	-1
4	D	TAIKEVICH Oksana	0	0	1	0	1	-1
5	F	KHLYZOVA Tatyana	1	0	0	0	1	-3
10	F	SHELMAISTER Yelena	0	0	1	0	1	-2
30	F	SOLOVYEVA Yuliya	0	0	0	0	0	-2
11	F	LOSYEVA Nadezhda	0	1	3	0	4	0
16	D	KONYSHEVA Olga	0	0	0	0	0	0
19	F	YAKOVCHUK Natalya	0	1	1	0	2	0
21	D	SAZONOVA Viktoriya	0	0	0	0	0	0
29	F	VASSINA Svetlana	0	0	0	0	0	0
6	F	VAFINA Lyubov	0	0	1	0	1	-1
7	F	ALEXEYEVA Lyubov	0	0	0	0	0	0
14	F	DIKAMBAYEVA Dinara	0	0	0	0	0	-1
TOTALS			6	2	9	0	17	
Head Coach: MALTSEV Alexandr								

Group A

R	Team	GP	W	T	L	GF:GA	PTS
1	CAN	2	2	0	0	14:0	4
2	SWE	2	2	0	0	10:2	4
3	RUS	2	0	0	2	2:10	0
4	KAZ	2	0	0	2	0:14	0

	CAN	KAZ	RUS	SWE
CAN		7:0	7:0	16 FEB/19:00
KAZ	0:7		15 FEB/14:00	0:7
RUS	0:7	15 FEB/14:00		2:3
SWE	16 FEB/19:00	7:0	3:2	



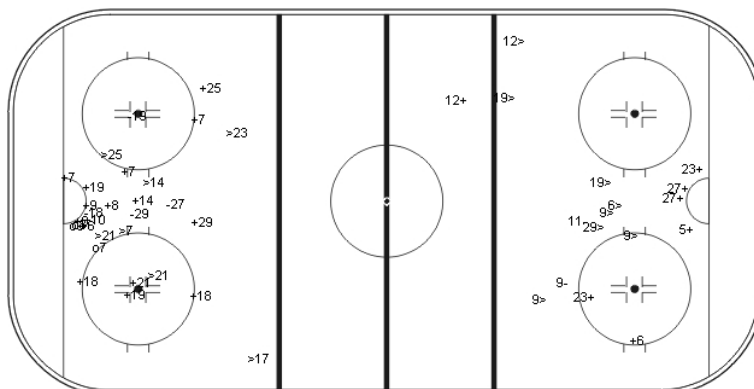
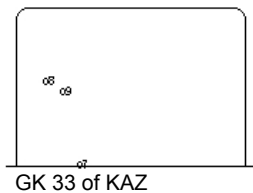
LEGEND		
ET/Res	Penalty end time/Result of game	OT Overtime
ENG	Empty net goal	Pen. Penalty
EQ	Equal strength	PIM Penalties in minutes
(G)	Number of goals in tournament	Pos. Position
GA	Goals against	D - Defense
GF	Goals for	F - Forward
GK	Goalkeeper	PP1 Power play - 1 player
GP	Number of games played	PP2 Power play - 2 players
GWS	Game winning shot	PPG Power play goals
L	Number of games lost	PS Penalty shot
No.	Player number	PTS Points
+/-	Net result of positive and negative participation	SH1 Shorthanded - 1 player
		SH2 Shorthanded - 2 players
		SHG Shorthanded goals
		SOG Shots on goal
		SSG Shots saved by goalkeeper
		SVS Saves
		T Number of games tied
		TS Total shots by player
		TPP Time on power play
		W Number of games won



ICE HOCKEY WOMEN, PRELIMINARY ROUND, GAME 6
 HOCKEY SUR GLACE DAMES, TOUR PRELIMINAIRE, MATCH 6

PEAKS WED 13 FEB 2002 / MER 13 FEV 2002 START TIME / DÉBUT 14:00

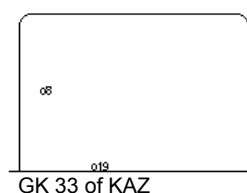
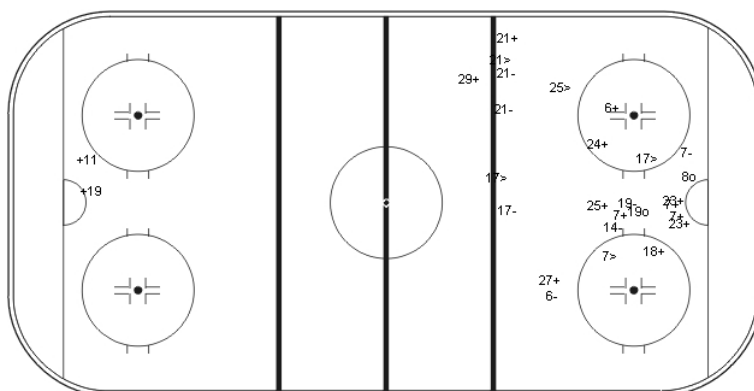

SWE - KAZ



Shots by SWE
 Goals (o): 3 SSG(+): 17
 SSP(<): 7 SPG(-): 4

Period: 1

Shots by KAZ
 Goals (o): 0 SSG(+): 6
 SSP(>): 8 SPG(-): 2



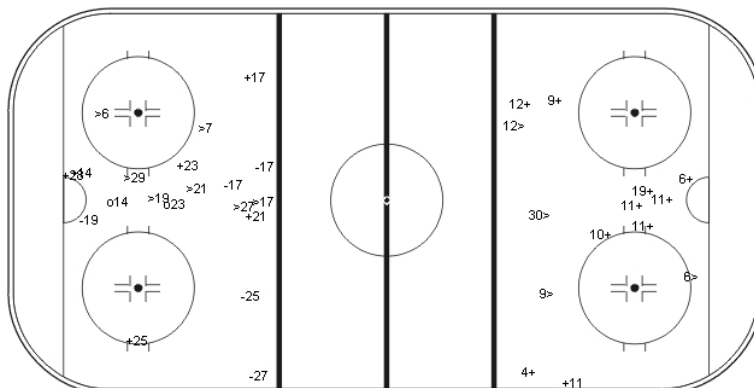
Shots by KAZ
 Goals (o): 0 SSG(+): 2
 SSP(<): 0 SPG(-): 0

Period: 2

Shots by SWE
 Goals (o): 2 SSG(+): 12
 SSP(>): 5 SPG(-): 7



GK 33 of KAZ



GK 30 of SWE

Shots by SWE
 Goals (o): 2 SSG(+): 7
 SSP(<): 7 SPG(-): 5

Period: 3

Shots by KAZ
 Goals (o): 0 SSG(+): 9
 SSP(>): 4 SPG(-): 0

LEGEND

ENG Empty net goal
GK Goalkeeper

SPG Shots past goal
SSG Shots saved by goalkeeper

SSP Shots saved by player



ICE HOCKEY WOMEN, PRELIMINARY ROUND, GAME 6
HOCKEY SUR GLACE DAMES, TOUR PRELIMINAIRE, MATCH 6

PEAKS WED 13 FEB 2002 / MER 13 FEV 2002 START TIME / DÉBUT 14:00


SWE - KAZ

Face-off by KAZ

Period: 1

	Won	Lost
DZ	3	8
MZ	3	6
AZ	2	2
Total	8	16

Period 1 (KAZ - SWE)



Face-off by SWE

Period: 1


	Won	Lost
DZ	2	2
MZ	6	3
AZ	8	3
Total	16	8

Face-off by SWE

Period: 2

	Won	Lost
DZ	3	0
MZ	10	3
AZ	5	4
Total	18	7

Period 2 (SWE - KAZ)



Face-off by KAZ

Period: 2

	Won	Lost
DZ	4	5
MZ	3	10
AZ	0	3
Total	7	18

Game total

	Won	Lost
DZ	5	2
MZ	16	6
AZ	13	7
Total	34	15

Game total


	Won	Lost
DZ	7	13
MZ	6	16
AZ	2	5
Total	15	34

Face-off by KAZ

Period: 3

	Won	Lost
DZ	2	5
MZ	1	9
AZ	3	5
Total	6	19

Period 3 (KAZ - SWE)



Face-off by SWE

Period: 3

	Won	Lost
DZ	5	3
MZ	9	1
AZ	5	2
Total	19	6

Game total

	Won	Lost
DZ	9	18
MZ	7	25
AZ	5	10
Total	21	53

Game total

	Won	Lost
DZ	10	5
MZ	25	7
AZ	18	9
Total	53	21

LEGEND		
AZ	Attack zone	
DZ	Defensive zone	
MZ	Middle zone	



ICE HOCKEY WOMEN, PRELIMINARY ROUND, GAME 7
HOCKEY SUR GLACE DAMES, TOUR PRELIMINAIRE, MATCH 7

PEAKS THU 14 FEB 2002 / JEU 14 FEV 2002 START TIME / DÉBUT 11:05

FIN - GER

Referee

KNIGHT Krista (IIHF)

Linesmen

HUJDUSOVA Henrieta (IIHF), PIACENTINI Julie (IIHF)

Goalkeepers

Team: FIN	
No.	Name
19	PUPUTTI Tuula
30	HALONEN Minna-Monica

Team: GER	
No.	Name
13	WARTOSCH-KURTEN Step.
22	THYSSEN Esther

Team Line-ups

Team: FIN (WHITE)		
No.	Pos.	Name
3	D	LAAKSONEN Emma
13	F	NIEMINEN Riikka
20	D	HANNINEN Kirsi
21	F	VAARAKALLIO Petra
29	F	RANTAMAKI Karoliina
6	D	SIRVIO Saija
10	F	FISK Sari
16	F	REIMA Tiia
22	D	SALO Paivi
23	F	SIKIO Hanne
5	D	AHONEN Pirjo
8	F	VOUTILAINEN Marjo
9	D	MERTANEN Terhi
15	F	HOIKKALA Satu
28	F	RIIPI Katja
11	F	PARVIAINEN Oona
25	F	PALVILA Marja-Helena
26	F	SAVIKUJA Henna
Head Coach: LUKKARILA Jouko		

Team: GER (BLACK)		
No.	Pos.	Name
19	F	OSWALD Christina
20	D	LINDE Nina
21	F	LANZL Michaela
44	D	SCHRECKENBACH Jana
81	F	BECKER Maritta
8	D	ZIEGENHALS Nina
9	F	WOLF Raffi
25	D	RUCKAUER Sabine
54	F	VALENTI Maren
66	F	EVERS Bettina
14	F	SCHEYTT Anja
23	D	KRUCK Sabrina
24	F	FRUEHWIRT Stephanie
69	D	KINZA Sandra
71	F	WIERSCHER Julia
15	F	RITTER Nina
17	F	REINDL Franziska
29	F	GRUNDMANN Claudia
Head Coach: NITTEL Rainer		

Group B

R	Team	G	W	T	L	GF:GA	PTS
1	USA	1	1	0	0	10 : 0	2
2	FIN	1	1	0	0	4 : 0	2
3	CHN	1	0	0	1	0 : 4	0
4	GER	1	0	0	1	0 : 10	0

	CHN	FIN	GER	USA
CHN		0:4	16 Sat/14:00	14 Thu/16:05
FIN	4:0		14 Thu/11:05	16 Sat/11:05
GER	16 Sat/14:00	14 Thu/11:05		0:10
USA	14 Thu/16:05	16 Sat/11:05	10:0	

LEGEND

EG	Emergency goalkeeper	No.	Player number	R	Rank
G	Number of games played	Pos.	Position	T	Number of games tied
GA	Goals against		D - Defense	W	Number of games won
GF	Goals for		F - Forward		
L	Number of games lost	PTS	Points		



ICE HOCKEY WOMEN

Round	PRELIMINARY ROUND	Venue	Peaks	Date	14 Feb 2002	Start	11.05	Spectators	4769	Game no.	7
-------	-------------------	-------	-------	------	-------------	-------	-------	------------	------	----------	---

Home team (A) (Jersey colour)		Finland (WHITE)		Goals																	Penalties								
No.	Name	Pos.	L	SOG	#	Time	G	A1	A2	GS	P1	P2	P3	P4	P5	P6	N1	N2	N3	N4	N5	N6	Time	No.	Min	Offence	Start	End	
3*	LAAKSONEN Emma	A	D	1	4	1	02:43	28	15	8	EQ	6	8	15	19	22	28	13	19	20	21	44	81	08:35	8	2	SLASH	08:35	10:35
5	AHONEN Pirjo	D	3	0	2	27:55	11	28	6	EQ	6	11	15	19	22	28	13	15	17	23	29	69	36:18	15	2	INTRF	36:18	38:18	
6	SIRVIO Saija	D	2	2	3	29:40	23	9	28	PP1	9	10	16	19	23	28	13	19	23	69	81	54:34	26	2	HOOK	54:34	56:34		
8	VOUTILAINEN Marjo	F	3	1																									
9	MERTANEN Terhi	D	3	1																									
10	FISK Sari	C	F	2	1																								
11	PARVIAINEN Oona	F	4	1																									
13*	NIEMINEN Riikka	F	1	4																									
15	HOIKKALA Satu	F	3	0																									
16	REIMA Tiia	F	2	4																									
19*	PUPUTTI Tuula	GK		0																									
20*	HANNINEN Kirsi	A	D	1	2																								
21*	VAARAKALLIO Petra	F	1	6																									
22	SALO Paivi	D	2	3																									
23	SIKIO Hanne	F	2	6																									
25	PALVILA Marja-Helena	F	4	2																									
26	SAVIKUJA Henna	F	4	0																									
28	RIIPI Katja	F	3	1																									
29*	RANTAMAKI Karoliina	F	1	1																									
30	HALONEN Minna-Monica	GK		0																									

Team Manager: SIEPPI Arto Head Coach: LUKKARILA Jouko Assistant Coach: KURJENMAKI Jorma

Visiting team (B) (Jersey colour)		Germany (BLACK)		Goals																	Penalties								
No.	Name	Pos.	L	SOG	#	Time	G	A1	A2	GS	P1	P2	P3	P4	P5	P6	N1	N2	N3	N4	N5	N6	Time	No.	Min	Offence	Start	End	
8	ZIEGENHALS Nina	D	2	0	1	53:55	71	24	25	EQ	8	13	14	24	25	71	6	10	16	19	22	23	00:41	19	2	TRIP	00:41	02:41	
9	WOLF Raffi	F	2	1																				07:08	23	2	HO-ST	07:08	09:08
13*	WARTOSCH-KURTEN Step.	GK		0																				08:35	24	2	ROUGH	08:35	10:35
14	SCHEYTT Anja	F	3	1																				14:57	9	2	TRIP	14:57	16:57
15	RITTER Nina	F	4	0																				29:17	2	TOO-M	29:17	29:40	
17	REINDL Franziska	F	4	1																				37:05	19	2	TRIP	37:05	39:05
19*	OSWALD Christina	C	F	1	3																			43:17	81	2	IL-EQ	43:17	45:17
20*	LINDE Nina	D	1	1																				48:20	81	2	HOOK	48:20	50:20
21*	LANZL Michaela	F	1	3																									
22	THYSSEN Esther	GK		0																									
23	KRUCK Sabrina	D	3	0																									
24	FRUEHWIRT Stephanie	F	3	1																									
25	RUCKAUER Sabine	D	2	0																									
29	GRUNDMANN Claudia	F	4	0																									
44*	SCHRECKENBACH Jana	D	1	0																									
54	VALENTI Maren	A	F	2	0																								
66	EVERS Bettina	F	2	0																									
69	KINZA Sandra	D	3	2																									
71	WIERSCHER Julia	A	F	3	2																								
81*	BECKER Maritta	F	1	1																									

Team Manager: ORGELDINGER Karin Head Coach: NITTEL Rainer Assistant Coach: HOJA Ralf

Game Summary		Saves								Goalkeeper Records						Goalkeeper Changes					
P	G A:B	SOG A:B	PIM A:B	PPGF A:B	SHGF A:B	GKA1	GKA2	EGA	GKB1	GKB2	EGB	GKA	MIP	GA	GKB	MIP	GA	Time	GKA	GKB	
1	1:0	16:4	2:8	0:0	0:0	4	0	0	15	0	0	19	60:00	1	13	60:00	3	00:00	19	13	
2	2:0	11:3	2:4	1:0	0:0	3	0	0	9	0	0							60:00	--	--	
3	0:1	12:9	2:4	0:0	0:0	8	0	0	12	0	0										
OVT																					
GWS																					
Total	3:1	39:16	6:16	1:0	0:0	15	0	0	36	0	0										
Start of game: 11:06 End of game: 13:09																					
Time-out A:																					
Time-out B:																					
Game Supervisor: BUSH Walter																					

Referee	KNIGHT Krista	Linesman	HUJDUSOVA Henr	Goal Judge	SMITH Murray	Video GJ	FITZPATRICK Dave
Scorekeeper	SYKORA David	Linesman	PIACENTINI Julie	Goal Judge	SMITH David	Game Timekeeper	BATEMAN Theresa
Sign. Manager B		Sign. Manager A		Sign. Scorekeeper		Sign. Referee	



ICE HOCKEY WOMEN, PRELIMINARY ROUND, GAME 7
HOCKEY SUR GLACE DAMES, TOUR PRELIMINAIRE, MATCH 7

PEAKS THU 14 FEB 2002 / JEU 14 FEV 2002 START TIME / DÉBUT 11:05

FIN - GER 3-1 (1-0, 2-0, 0-1)

Spectators	Referee	Linesmen
4769	KNIGHT Krista (IIHF)	HUJDUSOVA Henrieta (IIHF), PIACENTINI Julie (IIHF)

Team Statistics

Period	Score	SVS	SOG	PIM	TPP	PPG	SHG
1	1 : 0	4 : 15	16 : 4	2 : 8	6:00 : 0:00	0 : 0	0 : 0
2	2 : 0	3 : 9	11 : 3	2 : 4	1:10 : 0:47	1 : 0	0 : 0
3	0 : 1	8 : 12	12 : 9	2 : 4	4:00 : 2:00	0 : 0	0 : 0
Total	3 : 1	15 : 36	39 : 16	6 : 16	11:10 : 2:47	1 : 0	0 : 0

1st Period

Action	Time	ET/Res	Team	Type	No.	Name	(G) Name of Assistant(s) / Action Description
GK	00:00		FIN		19	PUPUTTI T	
GK	00:00		GER		13	WARTOSCH-K. S	
Penalty	00:41	02:41	GER	2 min.	19	OSWALD C	-Tripping
Goal	02:43	1:0	FIN	EQ	28	RIIPI K	(2) 15 HOIKKALA S On ice FIN 19 6 8 15 22 28 8 VOUTILAINEN M GER 13 19 20 21 44 81
Penalty	07:08	09:08	GER	2 min.	23	KRUCK S	-Holding the stick
Penalty	08:35	10:35	FIN	2 min.	8	VOUTILAINEN M	-Slashing
Penalty	08:35	10:35	GER	2 min.	24	FRUEHWIRT S	-Roughing
Penalty	14:57	16:57	GER	2 min.	9	WOLF R	-Tripping

2nd Period

Action	Time	ET/Res	Team	Type	No.	Name	(G) Name of Assistant(s) / Action Description
GK	20:00		FIN		19	PUPUTTI T	
GK	20:00		GER		13	WARTOSCH-K. S	
Goal	27:55	2:0	FIN	EQ	11	PARVIAINEN O	(1) 28 RIIPI K On ice FIN 19 6 11 15 22 28 6 SIRVIO S GER 13 15 17 23 29 69
Penalty	29:17	29:40	GER	2 min.	-	Team penalty	-Too many players on the ice
Goal	29:40	3:0	FIN	PP1	23	SIKIO H	(1) 9 MERTANEN T On ice FIN 19 9 10 16 23 28 28 RIIPI K GER 13 19 23 69 81
Penalty	36:18	38:18	FIN	2 min.	15	HOIKKALA S	-Interference
Penalty	37:05	39:05	GER	2 min.	19	OSWALD C	-Tripping

3rd Period

Action	Time	ET/Res	Team	Type	No.	Name	(G) Name of Assistant(s) / Action Description
GK	40:00		FIN		19	PUPUTTI T	
GK	40:00		GER		13	WARTOSCH-K. S	
Penalty	43:17	45:17	GER	2 min.	81	BECKER M	-Illegal Equipment
Penalty	48:20	50:20	GER	2 min.	81	BECKER M	-Hooking
Goal	53:55	3:1	GER	EQ	71	WIERSCHER J	(1) 24 FRUEHWIRT S On ice FIN 19 6 10 16 22 23 25 RUCKAUER S GER 13 8 14 24 25 71
Penalty	54:34	56:34	FIN	2 min.	26	SAVIKUJA H	-Hooking

Goalkeeper Records

Team: FIN - Finland			
No.	Goalkeepers	SOG	SVS
19	PUPUTTI Tuula	16	15
30	HALONEN Minna-Monica	0	0

Team: GER - Germany			
No.	Goalkeepers	SOG	SVS
13	WARTOSCH-KURTEN Step.	39	36
22	THYSSEN Esther	0	0



Shots & Plus-Minus

Team: FIN - Finland							
No.	Pos.	Player	1	2	3	OT	TS +/-
3	D	LAAKSONEN Emma	2	1	1	0	4 0
13	F	NIEMINEN Riikka	3	1	0	0	4 0
20	D	HANNINEN Kirsi	1	0	1	0	2 0
21	F	VAARAKALLIO Petra	3	0	3	0	6 0
29	F	RANTAMAKI Karoliina	0	0	1	0	1 0
6	D	SIRVIO Saija	0	1	1	0	2 1
10	F	FISK Sari	0	1	0	0	1 -1
16	F	REIMA Tiia	2	0	2	0	4 -1
22	D	SALO Paivi	1	2	0	0	3 1
23	F	SIKIO Hanne	1	2	3	0	6 -1
5	D	AHONEN Pirjo	0	0	0	0	0 0
8	F	VOUTILAINEN Marjo	1	0	0	0	1 1
9	D	MERTANEN Terhi	1	0	0	0	1 0
15	F	HOIKKALA Satu	0	0	0	0	0 2
28	F	RIIPI Katja	1	0	0	0	1 2
11	F	PARVIAINEN Oona	0	1	0	0	1 1
25	F	PALVILA Marja-Helena	0	2	0	0	2 0
26	F	SAVIKUJA Henna	0	0	0	0	0 0
TOTALS			16	11	12	0	39

Head Coach: LUKKARILA Jouko

Team: GER - Germany							
No.	Pos.	Player	1	2	3	OT	TS +/-
19	F	OSWALD Christina	2	0	1	0	3 -1
20	D	LINDE Nina	0	1	0	0	1 -1
21	F	LANZL Michaela	0	0	3	0	3 -1
44	D	SCHRECKENBACH Jana	0	0	0	0	0 -1
81	F	BECKER Maritta	1	0	0	0	1 -1
8	D	ZIEGENHALS Nina	0	0	0	0	0 1
9	F	WOLF Raffi	0	0	1	0	1 0
25	D	RUCKAUER Sabine	0	0	0	0	0 1
54	F	VALENTI Maren	0	0	0	0	0 0
66	F	EVERS Bettina	0	0	0	0	0 0
14	F	SCHEYTT Anja	0	1	0	0	1 1
23	D	KRUCK Sabrina	0	0	0	0	0 -1
24	F	FRUEHWIRT Stephanie	0	0	1	0	1 1
69	D	KINZA Sandra	0	0	2	0	2 -1
71	F	WIERSCHER Julia	0	1	1	0	2 1
15	F	RITTER Nina	0	0	0	0	0 -1
17	F	REINDL Franziska	1	0	0	0	1 -1
29	F	GRUNDMANN Claudia	0	0	0	0	0 -1
TOTALS			4	3	9	0	16

Head Coach: NITTEL Rainer

Group B

R	Team	GP	W	T	L	GF:GA	PTS
1	FIN	2	2	0	0	7:1	4
2	USA	1	1	0	0	10:0	2
3	CHN	1	0	0	1	0:4	0
4	GER	2	0	0	2	1:13	0

	CHN	FIN	GER	USA
CHN		0:4	16 FEB/14:00	14 FEB/16:05
FIN	4:0		3:1	16 FEB/11:05
GER	16 FEB/14:00	1:3		0:10
USA	14 FEB/16:05	16 FEB/11:05	10:0	

LEGEND	
ET/Res	Penalty end time/Result of game
ENG	Empty net goal
EQ	Equal strength
(G)	Number of goals in tournament
GA	Goals against
GF	Goals for
GK	Goalkeeper
GP	Number of games played
GWS	Game winning shot
L	Number of games lost
No.	Player number
+/-	Net result of positive and negative participation
OT	Overtime
Pen.	Penalty
PIM	Penalties in minutes
Pos.	Position
	D - Defense
	F - Forward
PP1	Power play - 1 player
PP2	Power play - 2 players
PPG	Power play goals
PS	Penalty shot
PTS	Points
SH1	Shorthanded - 1 player
SH2	Shorthanded - 2 players
SHG	Shorthanded goals
SOG	Shots on goal
SSG	Shots saved by goalkeeper
SVS	Saves
T	Number of games tied
TS	Total shots by player
TPP	Time on power play
W	Number of games won




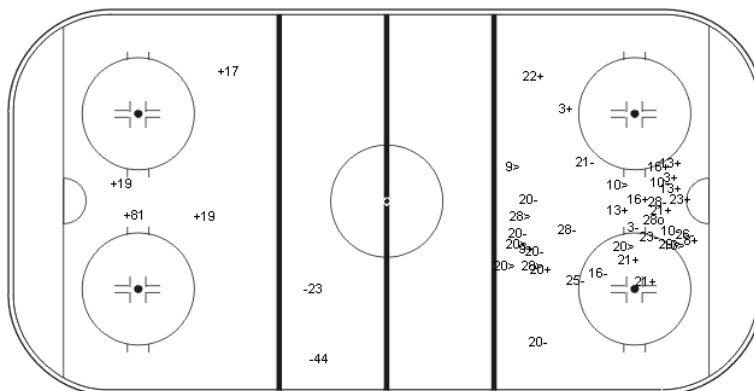
ICE HOCKEY WOMEN, PRELIMINARY ROUND, GAME 7
 HOCKEY SUR GLACE DAMES, TOUR PRELIMINAIRE, MATCH 7

PEAKS THU 14 FEB 2002 / JEU 14 FEV 2002 START TIME / DÉBUT 11:05

FIN - GER



GK 19 of FIN



GK 13 of GER

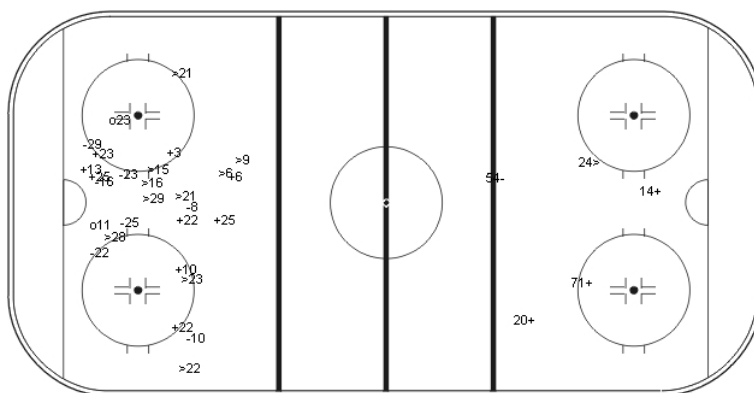
Shots by GER
 Goals (o): 0 SSG(+): 4
 SSP(<): 0 SPG(-): 2

Period: 1

Shots by FIN
 Goals (o): 1 SSG(+): 15
 SSP(>): 9 SPG(-): 14



GK 13 of GER



GK 19 of FIN

Shots by FIN
 Goals (o): 2 SSG(+): 9
 SSP(<): 10 SPG(-): 7

Period: 2

Shots by GER
 Goals (o): 0 SSG(+): 3
 SSP(>): 1 SPG(-): 1



ICE HOCKEY WOMEN, PRELIMINARY ROUND, GAME 8
HOCKEY SUR GLACE DAMES, TOUR PRELIMINAIRE, MATCH 8

PEAKS THU 14 FEB 2002 / JEU 14 FEV 2002 START TIME / DÉBUT 16:05

CHN - USA

Referee

VANDERHORST Laura (IIHF)

Linesmen

BISSONNETTE Julie (IIHF), CASSIDY Sue (IIHF)

Goalkeepers

Team: CHN

No. Name

1 JIANG Limei
20 GUO Hong

Team: USA

No. Name

1 DECOSTA Sara
29 TUETING Sarah

Team Line-ups

Team: CHN (WHITE)

No. Pos. Name

3	F	LIU Hongmei
4	D	LI Xuan
9	D	SANG Hong
13	F	ZHANG Jing
14	F	SUN Rui
6	D	LU Yan
8	F	YANG Xiuqing
10	D	CHEN Jing
11	F	HU Chunrong
19	F	WANG Linuo
2	D	WANG Ying
7	D	XU Lei
12	F	JIN Fengling
15	F	LIU Yanhui
18	F	MA Xiaojun
21	D	GUAN Weinan
22	F	DAI Qiuwa
24	D	SHEN Tiantian

Head Coach: YAO Naifeng

Team: USA (BLUE)

No. Pos. Name

2	D	MOUNSEY Tara
9	F	KILBOURNE Andrea
11	D	MLECZKO AJ
13	F	CHU Julie
25	F	DUNN Tricia
3	D	KENNEDY Courtney
6	F	BYE Karyn
7	D	MERZ Sue
12	F	POTTER Jenny
20	F	KING Katie
4	D	RUGGIERO Angela
5	D	WALL Lyndsay
17	F	WENDELL Krissy
21	F	GRANATO Cammi
22	F	DARWITZ Natalie
8	F	BAKER Laurie
15	F	LOONEY Shelley
24	D	BAILEY Chris

Head Coach: SMITH Benjamin

Group B

R	Team	G	W	T	L	GF:GA	PTS
1	FIN	2	2	0	0	7:1	4
2	USA	1	1	0	0	10:0	2
3	CHN	1	0	0	1	0:4	0
4	GER	2	0	0	2	1:13	0

	CHN	FIN	GER	USA
CHN		0:4	16 Sat/14:00	14 Thu/16:05
FIN	4:0		3:1	16 Sat/11:05
GER	16 Sat/14:00	1:3		0:10
USA	14 Thu/16:05	16 Sat/11:05	10:0	

LEGEND

EG	Emergency goalkeeper	No.	Player number	R	Rank
G	Number of games played	Pos.	Position	T	Number of games tied
GA	Goals against		D - Defense	W	Number of games won
GF	Goals for		F - Forward		
L	Number of games lost	PTS	Points		



ICE HOCKEY WOMEN

Round	PRELIMINARY ROUND	Venue	Peaks	Date	14 Feb 2002	Start	16.05	Spectators	6325	Game no.	8
--------------	-------------------	--------------	-------	-------------	-------------	--------------	-------	-------------------	------	-----------------	---

Home team (A) (Jersey colour)		China (WHITE)		Goals																Penalties								
No.	Name	Pos.	L	SOG	#	Time	G	A1	A2	GS	P1	P2	P3	P4	P5	P6	N1	N2	N3	N4	N5	N6	Time	No.	Min	Offence	Start	End
1	JIANG Limei	GK		0	1	36:01	8	19		EQ	6	8	10	11	19	20	2	3	17	21	22	29	02:54	19	2	SLASH	02:54	04:54
2	WANG Ying	D	3	1																			09:29	18	2	SLASH	09:29	11:29
3*	LIU Hongmei	C	F	1	0																		47:10	8	2	TRIP	47:10	49:10
4*	Li Xuan	D	1	0																								
6	LU Yan	D	2	0																								
7	XU Lei	D	3	0																								
8	YANG Xiuqing	F	2	2																								
9*	SANG Hong	D	1	0																								
10	CHEN Jing	D	2	0																								
11	HU Chunrong	A	F	2	1																							
12	JIN Fengling	F	3	0																								
13*	ZHANG Jing	A	F	1	0																							
14*	SUN Rui	F	1	3																								
15	LIU Yanhui	F	3	0																								
18	MA Xiaojun	F	3	0																								
19	WANG Linuo	F	2	3																								
20*	GUO Hong	GK		0																								
21	GUAN Weinan	D	4	0																								
22	DAI Qiuwa	F	4	0																								
24	SHEN Tiantian	D	4	0																								
Team Manager:	YU Zaizhou		Head Coach:	YAO Naifeng				Assistant Coach:	WANG Fuquan																			

Visiting team (B) (Jersey colour)		USA (BLUE)		Goals																Penalties								
No.	Name	Pos.	L	SOG	#	Time	G	A1	A2	GS	P1	P2	P3	P4	P5	P6	N1	N2	N3	N4	N5	N6	Time	No.	Min	Offence	Start	End
1	DECOSTA Sara	GK		0	1	01:19	21	17	22	EQ	3	7	17	21	22	29	2	7	12	15	18	20	04:34	25	2	INTRF	04:34	06:34
2*	MOUNSEY Tara	D	1	1	2	07:04	15	24	8	EQ	4	5	8	15	24	29	6	8	10	11	19	20	20:00	25	5	CHE-B	20:00	25:00
3	KENNEDY Courtney	D	2	4	3	16:30	21			EQ	4	5	17	21	22	29	6	8	10	11	19	20	20:00	25	20	GA-MI	20:00	60:00
4	RUGGIERO Angela	D	3	4	4	27:48	20	12	3	EQ	3	5	6	12	20	29	6	8	10	11	19	20	57:26	12	2	ROUGH	57:26	59:26
5	WALL Lyndsay	D	3	5	5	29:22	8	5		EQ	4	5	8	15	24	29	2	7	12	15	18	20						
6	BYE Karyn	A	F	2	5	6	29:57	13	3	9	EQ	2	3	7	9	13	29	3	4	9	13	14	20					
7	MERZ Sue	D	2	2	7	30:31	20	11	4	EQ	4	6	11	12	20	29	6	8	10	11	19	20						
8	BAKER Laurie	F	4	8	8	39:50	22	17		EQ	4	5	17	21	22	29	3	4	9	13	14	20						
9*	KILBOURNE Andrea	F	1	3	9	44:03	8	20		EQ	4	5	8	15	20	29	2	7	12	15	18	20						
11*	MLECZKO AJ	D	1	2	10	44:33	21	13		EQ	2	9	11	13	21	29	3	4	9	13	14	20						
12	POTTER Jenny	F	2	4	11	54:56	4	20	12	EQ	4	5	12	15	20	29	3	4	9	13	14	20						
13*	CHU Julie	F	1	2	12	56:30	7	15		EQ	3	7	9	13	15	29	3	4	9	13	14	20						
15	LOONEY Shelley	F	4	4																								
17	WENDELL Krissy	F	3	1																								
20	KING Katie	F	2	9																								
21	GRANATO Cammi	C	F	3	9																							
22	DARWITZ Natalie	F	3	6																								
24	BAILEY Chris	D	4	2																								
25*	DUNN Tricia	F	1	0																								
29*	TUETING Sarah	GK		0																								
Team Manager:	REID Larry		Head Coach:	SMITH Benjamin				Assistant Coach:	SASNER Julie																			

Game Summary		Saves					Goalkeeper Records					Goalkeeper Changes									
P	G A:B	SOG A:B	PIM A:B	PPGF A:B	SHGF A:B	GKA1	GKA2	EGA	GKB1	GKB2	EGB	GKA	MIP	GA	GKB	MIP	GA	Time	GKA	GKB	
1	0:3	3:24	4:27	0:0	0:0	21	0	0	3	0	0	20	60:00	12	29	60:00	1	00:00	20	29	
2	1:5	3:23	0:0	0:0	0:0	18	0	0	2	0	0							60:00	--	--	
3	0:4	4:24	2:2	0:0	0:0	20	0	0	4	0	0										
OVT																					
GWS																					
Total	1:12	10:71	6:29	0:0	0:0	59	0	0	9	0	0										
												Start of game: 16:05 End of game: 18:06									
												Time-out A:						Time-out B:			
												Game Supervisor: TOMITA Shoichi									

Referee	VANDERHORST La	Linesman	BISSONNETTE Julie	Goal Judge	KONSTANTINOVA Ma	Video GJ	KOMMISSAROV Ko
Scorekeeper	SYKORA David	Linesman	CASSIDY Sue	Goal Judge	LISCHETTI Sandra	Game Timekeeper	BATEMAN Theresa
Sign. Manager B		Sign. Manager A		Sign. Scorekeeper		Sign. Referee	



ICE HOCKEY WOMEN, PRELIMINARY ROUND, GAME 8
HOCKEY SUR GLACE DAMES, TOUR PRELIMINAIRE, MATCH 8

PEAKS THU 14 FEB 2002 / JEU 14 FEV 2002 START TIME / DÉBUT 16:05

CHN - USA 1-12 (0-3, 1-5, 0-4)

Spectators	Referee	Linesmen
6325	VANDERHORST Laura (IIHF)	BISSONNETTE Julie (IIHF), CASSIDY Sue (IIHF)

Team Statistics

Period	Score	SVS	SOG	PIM	TPP	PPG	SHG
1	0 : 3	21 : 3	3 : 24	4 : 27	1:40 : 3:40	0 : 0	0 : 0
2	1 : 5	18 : 2	3 : 23	0 : 0	5:00 : 0:00	0 : 0	0 : 0
3	0 : 4	20 : 4	4 : 24	2 : 2	2:00 : 2:00	0 : 0	0 : 0
Total	1 : 12	59 : 9	10 : 71	6 : 29	8:40 : 5:40	0 : 0	0 : 0

1st Period

Action	Time	ET/Res	Team	Type	No.	Name	(G) Name of Assistant(s) / Action Description
GK	00:00		CHN		20	GUO H	
GK	00:00		USA		29	TUETING S	
Goal	01:19	0:1	USA	EQ	21	GRANATO C	(3) 17 WENDELL K 22 DARWITZ N On ice CHN 20 2 7 12 15 18 USA 29 3 7 17 21 22
Penalty	02:54	04:54	CHN	2 min.	19	WANG L	-Slashing
Penalty	04:34	06:34	USA	2 min.	25	DUNN T	-Interference
Goal	07:04	0:2	USA	EQ	15	LOONEY S	(1) 24 BAILEY C 8 BAKER L On ice CHN 20 6 8 10 11 19 USA 29 4 5 8 15 24
Penalty	09:29	11:29	CHN	2 min.	18	MA X	-Slashing
Goal	16:30	0:3	USA	EQ	21	GRANATO C	(2) On ice CHN 20 6 8 10 11 19 USA 29 4 5 17 21 22
Penalty	20:00	25:00	USA	5 min.	25	DUNN T	-Checking from behind
Penalty	20:00	60:00	USA	20 min.	25	DUNN T	-Game Misconduct

2nd Period

Action	Time	ET/Res	Team	Type	No.	Name	(G) Name of Assistant(s) / Action Description
GK	20:00		CHN		20	GUO H	
GK	20:00		USA		29	TUETING S	
Goal	27:48	0:4	USA	EQ	20	KING K	(1) 12 POTTER J 3 KENNEDY C On ice CHN 20 6 8 10 11 19 USA 29 3 5 6 12 20
Goal	29:22	0:5	USA	EQ	8	BAKER L	(2) 5 WALL L On ice CHN 20 2 7 12 15 18 USA 29 4 5 8 15 24
Goal	29:57	0:6	USA	EQ	13	CHU J	(2) 3 KENNEDY C 9 KILBOURNE A On ice CHN 20 3 4 9 13 14 USA 29 2 3 7 9 13
Goal	30:31	0:7	USA	EQ	20	KING K	(2) 11 MLECZKO AJ 4 RUGGIERO A On ice CHN 20 6 8 10 11 19 USA 29 4 6 11 12 20
Goal	36:01	1:7	CHN	EQ	8	YANG X	(1) 19 WANG L On ice CHN 20 6 8 10 11 19 USA 29 2 3 17 21 22
Goal	39:50	1:8	USA	EQ	22	DARWITZ N	(3) 17 WENDELL K On ice CHN 20 3 4 9 13 14 USA 29 4 5 17 21 22



3rd Period

Action	Time	ET/Res	Team	Type	No.	Name	(G) Name of Assistant(s) / Action Description
GK	40:00		CHN		20	GUO H	
GK	40:00		USA		29	TUETING S	
Goal	44:03	1:9	USA	EQ	8	BAKER L	(3) 20 KING K On ice CHN 20 2 7 12 15 18 USA 29 4 5 8 15 20
Goal	44:33	1:10	USA	EQ	21	GRANATO C	(4) 13 CHU J On ice CHN 20 3 4 9 13 14 USA 29 2 9 11 13 21
Penalty	47:10	49:10	CHN	2 min.	8	YANG X	-Tripping
Goal	54:56	1:11	USA	EQ	4	RUGGIERO A	(1) 20 KING K 12 POTTER J On ice CHN 20 3 4 9 13 14 USA 29 4 5 12 15 20
Goal	56:30	1:12	USA	EQ	7	MERZ S	(1) 15 LOONEY S On ice CHN 20 3 4 9 13 14 USA 29 3 7 9 13 15
Penalty	57:26	59:26	USA	2 min.	12	POTTER J	-Roughing

Goalkeeper Records

Team: CHN - China			
No.	Goalkeepers	SOG	SVS
20	GUO Hong	71	59
1	JIANG Limei	0	0

Team: USA - USA			
No.	Goalkeepers	SOG	SVS
29	TUETING Sarah	10	9
	DECOSTA Sara	0	

Shots & Plus-Minus

Team: CHN - China								
No.	Pos.	Player	1	2	3	OT	TS	+/-
3	F	LIU Hongmei	0	0	0	0	0	-5
4	D	LI Xuan	0	0	0	0	0	-5
9	D	SANG Hong	0	0	0	0	0	-5
13	F	ZHANG Jing	0	0	0	0	0	-5
14	F	SUN Rui	2	0	1	0	3	-5
6	D	LU Yan	0	0	0	0	0	-3
8	F	YANG Xiuqing	0	1	1	0	2	-3
10	D	CHEN Jing	0	0	0	0	0	-3
11	F	HU Chunrong	0	0	1	0	1	-3
19	F	WANG Linuo	1	1	1	0	3	-3
2	D	WANG Ying	0	1	0	0	1	-3
7	D	XU Lei	0	0	0	0	0	-3
12	F	JIN Fengling	0	0	0	0	0	-3
15	F	LIU Yanhui	0	0	0	0	0	-3
18	F	MA Xiaojun	0	0	0	0	0	-3
21	D	GUAN Weinan	0	0	0	0	0	0
22	F	DAI Qiuwa	0	0	0	0	0	0
24	D	SHEN Tiantian	0	0	0	0	0	0
TOTALS			3	3	4	0	10	
Head Coach: YAO Naifeng								

Team: USA - USA								
No.	Pos.	Player	1	2	3	OT	TS	+/-
2	D	MOUNSEY Tara	1	0	0	0	1	1
9	F	KILBOURNE Andrea	2	1	0	0	3	3
11	D	MLECZKO AJ	1	1	0	0	2	2
13	F	CHU Julie	1	1	0	0	2	3
25	F	DUNN Tricia	0	0	0	0	0	0
3	D	KENNEDY Courtney	1	2	1	0	4	3
6	F	BYE Karyn	2	1	2	0	5	
7	D	MERZ Sue	1	0	1	0	2	3
12	F	POTTER Jenny	2	0	2	0	4	3
20	F	KING Katie	3	4	2	0	9	4
4	D	RUGGIERO Angela	1	1	2	0	4	7
5	D	WALL Lyndsay	0	4	1	0	5	7
17	F	WENDELL Krissy	1	0	0	0	1	2
21	F	GRANATO Cammi	3	0	6	0	9	3
22	F	DARWITZ Natalie	1	3	2	0	6	2
8	F	BAKER Laurie	2	4	2	0	8	3
15	F	LOONEY Shelley	2	1	1	0	4	5
24	D	BAILEY Chris	0	0	2	0	2	2
TOTALS			24	23	24	0	71	
Head Coach: SMITH Benjamin								

Group B

R	Team	GP	W	T	L	GF:GA	PTS
1	USA	2	2	0	0	22:1	4
2	FIN	2	2	0	0	7:1	4
3	GER	2	0	0	2	1:13	0
4	CHN	2	0	0	2	1:16	0

	CHN	FIN	GER	USA
CHN		0:4	16 FEB/14:00	1:12
FIN	4:0		3:1	16 FEB/11:05
GER	16 FEB/14:00	1:3		0:10
USA	12:1	16 FEB/11:05	10:0	



LEGEND		
ET/Res	Penalty end time/Result of game	OT Overtime
ENG	Empty net goal	Pen. Penalty
EQ	Equal strength	PIM Penalties in minutes
(G)	Number of goals in tournament	Pos. Position
GA	Goals against	D - Defense
GF	Goals for	F - Forward
GK	Goalkeeper	PP1 Power play - 1 player
GP	Number of games played	PP2 Power play - 2 players
GWS	Game winning shot	PPG Power play goals
L	Number of games lost	PS Penalty shot
No.	Player number	PTS Points
+/-	Net result of positive and negative participation	SH1 Shorthanded - 1 player
		SH2 Shorthanded - 2 players
		SHG Shorthanded goals
		SOG Shots on goal
		SSG Shots saved by goalkeeper
		SVS Saves
		T Number of games tied
		TS Total shots by player
		TPP Time on power play
		W Number of games won



ICE HOCKEY WOMEN, PRELIMINARY ROUND, GAME 8
 HOCKEY SUR GLACE DAMES, TOUR PRELIMINAIRE, MATCH 8

PEAKS THU 14 FEB 2002 / JEU 14 FEV 2002 START TIME / DÉBUT 16:05

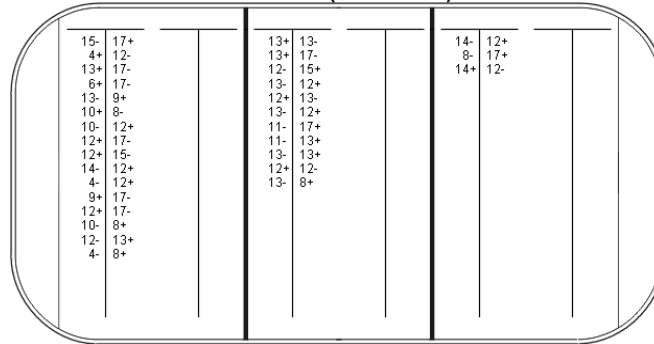
CHN - USA

Face-off by CHN

Period: 1

	Won	Lost
DZ	8	8
MZ	4	7
AZ	1	2
Total	13	17

Period 1 (CHN - USA)



Face-off by USA

Period: 1

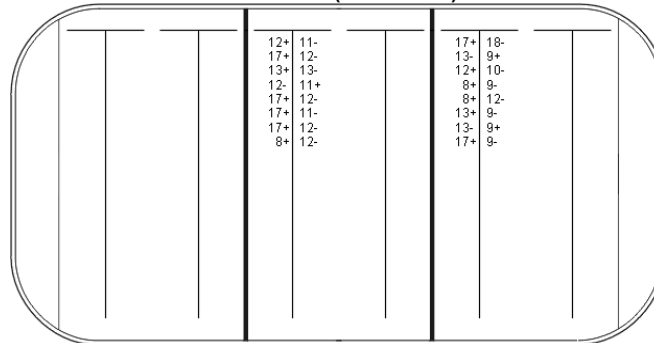
	Won	Lost
DZ	2	1
MZ	7	4
AZ	8	8
Total	17	13

Face-off by USA

Period: 2

	Won	Lost
DZ	0	0
MZ	7	1
AZ	6	2
Total	13	3

Period 2 (USA - CHN)



Face-off by CHN

Period: 2

	Won	Lost
DZ	2	6
MZ	1	7
AZ	0	0
Total	3	13

Game total

	Won	Lost
DZ	2	1
MZ	14	5
AZ	14	10
Total	30	16

Game total

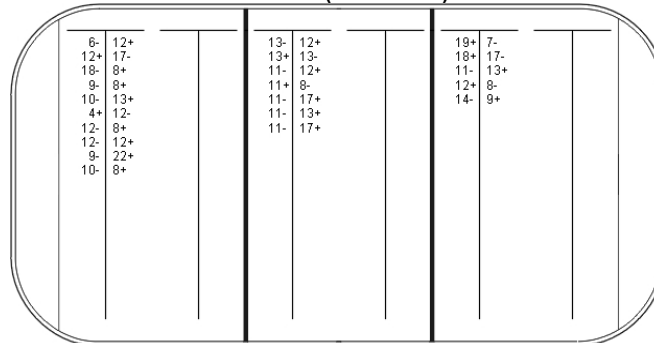
	Won	Lost
DZ	10	14
MZ	5	14
AZ	1	2
Total	16	30

Face-off by CHN

Period: 3

	Won	Lost
DZ	2	8
MZ	2	5
AZ	3	2
Total	7	15

Period 3 (CHN - USA)



Face-off by USA

Period: 3

	Won	Lost
DZ	2	3
MZ	5	2
AZ	8	2
Total	15	7

Game total

	Won	Lost
DZ	12	22
MZ	7	19
AZ	4	4
Total	23	45

Game total

	Won	Lost
DZ	4	4
MZ	19	7
AZ	22	12
Total	45	23

LEGEND

AZ Attack zone

DZ Defensive zone

MZ Middle zone



ICE HOCKEY WOMEN, PRELIMINARY ROUND, GAME 9
HOCKEY SUR GLACE DAMES, TOUR PRELIMINAIRE, MATCH 9

PEAKS FRI 15 FEB 2002 / VEN 15 FEV 2002 START TIME / DÉBUT 14:00

KAZ - RUS

Referee

LIVINGSTON Stacey (IIHF)

Linesmen

SUBAN Johanna (IIHF), ROBBEN Ilse (IIHF)

Goalkeepers

Team: KAZ	
No.	Name
1	AKIMBETYEVA Anna
33	TRUNOVA Natalya

Team: RUS	
No.	Name
20	GASHENNIKOVA Irina
30	VOTINTSEVA Irina

Team Line-ups

Team: KAZ (BLUE)		
No.	Pos.	Name
9	D	POTAPOVA Olga
11	F	LOS YEVA Nadezhda
12	D	ADY YEVA Viktoriya
19	F	YAKOVCHUK Natalya
29	F	VASSINA Svetlana
2	D	ASSONOVA Antonida
4	D	TAI KEVICH Oksana
6	F	VAFINA Lyubov
17	F	KRYUKOVA Olga
27	F	MALTSEVA Svetlana
5	F	KHLYZOVA Tatyana
10	F	SHELMAISTER Yelena
16	D	KONYSHEVA Olga
21	D	SAZONOVA Viktoriya
23	F	MALTSEVA Yekaterina
7	F	ALEXEYEVA Lyubov
14	F	DIKAMBAYEVA Dinara
30	F	SOLOVYEVA Yuliya
Head Coach: MALTSEV Alexandr		

Team: RUS (WHITE)		
No.	Pos.	Name
3	D	PETROVSKAIA Kristina
11	F	SOTNIKOVA Tatiana
18	F	TSAREVA Tatiana
25	F	PACHKEVITCH Ekaterina
29	D	SHCHELCHKOVA Zhanna
2	D	BARYKINA Maria
4	D	KHOMITCH Alena
17	F	SMOLENTSEVA Ekaterina
21	F	TREFILOVA Svetlana
22	F	TERENTIEVA Svetlana
10	F	MISHINA Larisa
15	D	PERMYAKOVA Olga
26	D	SAVENKOVA Olga
27	F	BIALKOVSKAIA Elena
28	F	TRETYAKOVA Oxana
7	D	BOBROVA Elena
12	F	GLADYCHEVA Ioulia
23	F	BURINA Tatiana
Head Coach: DOLGUSHIN Viacheslav		

Group A

R	Team	G	W	T	L	GF:GA	PTS
1	CAN	2	2	0	0	14 : 0	4
2	SWE	2	2	0	0	10 : 2	4
3	RUS	2	0	0	2	2 : 10	0
4	KAZ	2	0	0	2	0 : 14	0

	CAN	KAZ	RUS	SWE
CAN		7:0	7:0	16 Sat/19:00
KAZ	0:7		15 Fri/14:00	0:7
RUS	0:7	15 Fri/14:00		2:3
SWE	16 Sat/19:00	7:0	3:2	

LEGEND

EG	Emergency goalkeeper	No.	Player number	R	Rank
G	Number of games played	Pos.	Position	T	Number of games tied
GA	Goals against		D - Defense	W	Number of games won
GF	Goals for		F - Forward		
L	Number of games lost	PTS	Points		



ICE HOCKEY WOMEN

Round	PRELIMINARY ROUND	Venue	Peaks	Date	15 Feb 2002	Start	14.00	Spectators	5618	Game no.	9
--------------	-------------------	--------------	-------	-------------	-------------	--------------	-------	-------------------	------	-----------------	---

Home team (A) (Jersey colour)		Kazakhstan (BLUE)		Goals																	Penalties														
No.	Name	Pos.	L	SOG	#	Time	G	A1	A2	GS	P1	P2	P3	P4	P5	P6	N1	N2	N3	N4	N5	N6	Time	No.	Min	Offence	Start	End							
1	AKIMBETYEVA Anna	GK		0	1	10:36	19	9	29	PP1	9	11	12	19	29	33	4	15	20	21	22	16:00	17	2	HOOK	16:00	18:00								
2	ASSONOVA Antonida	D	2	2																			23:57	9	2	TRIP	23:57	25:57							
4	TAIKEVICH Oksana	D	2	1																			29:22	17	2	TRIP	29:22	31:22							
5	KHLYZOVA Tatyana	F	3	1																			32:45	4	2	HOOK	32:45	34:45							
6	VAFINA Lyubov	F	2	0																			36:59	2	2	INTRF	36:59	38:59							
7	ALEXEYEVA Lyubov	F	4	0																			41:00	6	2	TRIP	41:00	43:00							
9*	POTAPOVA Olga	A	D	1	1																		57:54		2	DELAY	57:54	59:54							
10	SHELMAISTER Yelena	A	F	3	1																		59:12	17	2	HOOK	59:12	60:00							
11*	LOS YEVA Nadezhda	F	1	1																															
12*	ADYEVA Viktoriya	D	1	2																															
14	DIKAMBAYEVA Dinara	F	4	1																															
16	KONYSHEVA Olga	D	3	0																															
17	KRYUKOVA Olga	C	F	2	0																														
19*	YAKOVCHUK Natalya	F	1	7																															
21	SAZONOVA Viktoriya	D	3	0																															
23	MALTSEVA Yekaterina	F	3	1																															
27	MALTSEVA Svetlana	F	2	0																															
29*	VASSINA Svetlana	F	1	0																															
30	SOLOVYEVA Yuliya	F	4	0																															
33*	TRUNOVA Natalya	GK		0																															
Team Manager:		SOLOVYEV Sergey		Head Coach:																	MALTSEV Alexandr					Assistant Coach:					SKOBEKINA Natalya				

Visiting team (B) (Jersey colour)		Russia (WHITE)		Goals																	Penalties														
No.	Name	Pos.	L	SOG	#	Time	G	A1	A2	GS	P1	P2	P3	P4	P5	P6	N1	N2	N3	N4	N5	N6	Time	No.	Min	Offence	Start	End							
2	BARYKINA Maria	A	D	2	0	1	04:43	25		EQ	3	11	18	20	25	29	6	9	12	17	27	33	07:50	29	2	TRIP	07:50	09:50							
3*	PETROVSKAIA Kristina	D	1	3	2	26:24	22	17		EQ	4	7	17	20	21	22	6	9	12	17	27	33	09:32	26	2	CROSS	09:32	10:36							
4	KHOMITCH Alena	D	2	2	3	35:03	23	17	21	EQ	4	7	17	20	21	23	6	9	12	27	29	33	12:07	18	2	HI-ST	12:07	14:07							
7	BOBROVA Elena	D	4	2	4	47:37	18			EQ	3	10	18	20	25	29	4	6	11	21	27	33	27:26	18	2	TRIP	27:26	29:26							
10	MISHINA Larisa	F	3	3																			40:34	18	2	INTRF	40:34	42:34							
11*	SOTNIKOVA Tatiana	F	1	1																			49:27	28	2	BD-CK	49:27	51:27							
12	GLADYCHEVA Ioulia	F	4	0																			52:59	26	2	BOARD	52:59	54:59							
15	PERMYAKOVA Olga	D	3	1																			55:46	7	2	BD-CK	55:46	57:46							
17	SMOLENTSEVA Ekaterina	F	2	6																															
18*	TSAREVA Tatiana	F	1	4																															
20*	GASHENNIKOVA Irina	GK		0																															
21	TREFILOVA Svetlana	F	2	6																															
22	TERENTIEVA Svetlana	F	2	6																															
23	BURINA Tatiana	F	4	6																															
25*	PACHKEVITCH Ekaterina	A	F	1	4																														
26	SAVENKOVA Olga	D	3	1																															
27	BIALKOVSKAIA Elena	F	3	4																															
28	TRETYAKOVA Oxana	F	3	2																															
29*	SHCHELCHKOVA Zhanna	C	D	1	1																														
30	VOTINTSEVA Irina	GK		0																															
Team Manager:		TUZIK Igor		Head Coach:																	DOLGUSHIN Viacheslav					Assistant Coach:					ANISSIMOV Andrey				

Game Summary											Saves						Goalkeeper Records						Goalkeeper Changes		
P	G A:B	SOG A:B	PIM A:B	PPGF A:B	SHGF A:B	GKA1	GKA2	EGA	GKB1	GKB2	EGB	GKA	MIP	GA	GKB	MIP	GA	Time	GKA	GKB					
1	1:1	7:9	2:6	1:0	0:0	8	0	0	6	0	0	33	60:00	4	20	60:00	1	00:00	33	20					
2	0:2	6:27	8:2	0:0	0:0	25	0	0	6	0	0							60:00	--	--					
3	0:1	5:16	6:8	0:0	0:0	15	0	0	5	0	0														
OVT												Start of game: 14:00 End of game: 16:05													
GWS												Time-out A: Time-out B:													
Total	1:4	18:52	16:16	1:0	0:0	48	0	0	17	0	0	Game Supervisor:													

Referee	LIVINGSTON Stacey	Linesman	SUBAN Johanna	Goal Judge	SMITH David	Video GJ	OKOLICANY Juraj
Scorekeeper	SYKORA David	Linesman	ROBBEN Ilse	Goal Judge	SMITH Murray	Game Timekeeper	BATEMAN Theresa
Sign. Manager B		Sign. Manager A		Sign. Scorekeeper		Sign. Referee	



ICE HOCKEY WOMEN, PRELIMINARY ROUND, GAME 9
HOCKEY SUR GLACE DAMES, TOUR PRELIMINAIRE, MATCH 9

PEAKS FRI 15 FEB 2002 / VEN 15 FEV 2002 START TIME / DÉBUT 14:00

KAZ - RUS 1-4 (1-1, 0-2, 0-1)

Spectators	Referee	Linesmen
5618	LIVINGSTON Stacey (IIHF)	SUBAN Johanna (IIHF), ROBBEN Ilse (IIHF)

Team Statistics

Period	Score	SVS	SOG	PIM	TPP	PPG	SHG
1	1 : 1	8 : 6	7 : 9	2 : 6	4:46 : 2:00	1 : 0	0 : 0
2	0 : 2	25 : 6	6 : 27	8 : 2	1:56 : 7:56	0 : 0	0 : 0
3	0 : 1	15 : 5	5 : 16	6 : 8	6:26 : 2:32	0 : 0	0 : 0
Total	1 : 4	48 : 17	18 : 52	16 : 16	13:08 : 12:28	1 : 0	0 : 0

1st Period

Action	Time	ET/Res	Team	Type	No.	Name	(G) Name of Assistant(s) / Action Description
GK	00:00		KAZ		33	TRUNOVA N	
GK	00:00		RUS		20	GASHENNIKOVA I	
Goal	04:43	0:1	RUS	EQ	25	PACHKEVITCH E	(2) On ice KAZ 33 6 9 12 17 27 RUS 20 3 11 18 25 29
Penalty	07:50	09:50	RUS	2 min.	29	SHCHELCHKOVA Z	-Tripping
Penalty	09:32	10:36	RUS	2 min.	26	SAVENKOVA O	-Cross-checking
Goal	10:36	1:1	KAZ	PP1	19	YAKOVCHUK N	(1) 9 POTAPOVA O On ice KAZ 33 9 11 12 19 29 29 VASSINA S RUS 20 4 15 21 22
Penalty	12:07	14:07	RUS	2 min.	18	TSAREVA T	-Highsticking
Penalty	16:00	18:00	KAZ	2 min.	17	KRYUKOVA O	-Hooking

2nd Period

Action	Time	ET/Res	Team	Type	No.	Name	(G) Name of Assistant(s) / Action Description
GK	20:00		KAZ		33	TRUNOVA N	
GK	20:00		RUS		20	GASHENNIKOVA I	
Penalty	23:57	25:57	KAZ	2 min.	9	POTAPOVA O	-Tripping
Goal	26:24	1:2	RUS	EQ	22	TERENTIEVA S	(1) 17 SMOLENTSEVA E On ice KAZ 33 6 9 12 17 27 RUS 20 4 7 17 21 22
Penalty	27:26	29:26	RUS	2 min.	18	TSAREVA T	-Tripping
Penalty	29:22	31:22	KAZ	2 min.	17	KRYUKOVA O	-Tripping
Penalty	32:45	34:45	KAZ	2 min.	4	TAIKEVICH O	-Hooking
Goal	35:03	1:3	RUS	EQ	23	BURINA T	(1) 17 SMOLENTSEVA E On ice KAZ 33 6 9 12 27 29 21 TREFILOVA S RUS 20 4 7 17 21 23
Penalty	36:59	38:59	KAZ	2 min.	2	ASSONOVA A	-Interference

3rd Period

Action	Time	ET/Res	Team	Type	No.	Name	(G) Name of Assistant(s) / Action Description
GK	40:00		KAZ		33	TRUNOVA N	
GK	40:00		RUS		20	GASHENNIKOVA I	
Penalty	40:34	42:34	RUS	2 min.	18	TSAREVA T	-Interference
Penalty	41:00	43:00	KAZ	2 min.	6	VAFINA L	-Tripping
Goal	47:37	1:4	RUS	EQ	18	TSAREVA T	(1) On ice KAZ 33 4 6 11 21 27 RUS 20 3 10 18 25 29
Penalty	49:27	51:27	RUS	2 min.	28	TRETYAKOVA O	-Body Checking
Penalty	52:59	54:59	RUS	2 min.	26	SAVENKOVA O	-Boarding
Penalty	55:46	57:46	RUS	2 min.	7	BOBROVA E	-Body Checking
Penalty	57:54	59:54	KAZ	2 min.	-	Team penalty	-Delaying the game
Penalty	59:12	60:00	KAZ	2 min.	17	KRYUKOVA O	-Hooking



Goalkeeper Records

Team: KAZ - Kazakhstan			
No.	Goalkeepers	SOG	SVS
33	TRUNOVA Natalya	52	48
1	AKIMBETYEVA Anna	0	0

Team: RUS - Russia			
No.	Goalkeepers	SOG	SVS
20	GASHENNIKOVA Irina	18	17
30	VOTINTSEVA Irina	0	0

Shots & Plus-Minus

Team: KAZ - Kazakhstan								
No.	Pos.	Player	1	2	3	OT	TS	+/-
9	D	POTAPOVA Olga	1	0	0	0	1	-3
11	F	LOS YEVA Nadezhda	1	0	0	0	1	-1
12	D	ADYYEVA Viktoriya	1	1	0	0	2	-3
19	F	YAKOVCHUK Natalya	2	3	2	0	7	0
29	F	VASSINA Svetlana	0	0	0	0	0	-1
2	D	ASSONOVA Antonida	1	1	0	0	2	0
4	D	TAIKEVICH Oksana	0	0	1	0	1	-1
6	F	VAFINA Lyubov	0	0	0	0	0	-4
17	F	KRYUKOVA Olga	0	0	0	0	0	-2
27	F	MALTSEVA Svetlana	0	0	0	0	0	-4
5	F	KHLYZOVA Tatyana	1	0	0	0	1	0
10	F	SHELMAISTER Yelena	0	1	0	0	1	0
16	D	KONYSHEVA Olga	0	0	0	0	0	0
21	D	SAZONOVA Viktoriya	0	0	0	0	0	-1
23	F	MALTSEVA Yekaterina	0	0	1	0	1	0
7	F	ALEXEYEV Lyubov	0	0	0	0	0	0
14	F	DIKAMBAYEVA Dinara	0	0	1	0	1	0
30	F	SOLOVYEV Yuliya	0	0	0	0	0	0
TOTALS			7	6	5	0	18	

Head Coach: MALTSEV Alexandr

Team: RUS - Russia								
No.	Pos.	Player	1	2	3	OT	TS	+/-
3	D	PETROVSKAIA Kristina	1	2	0	0	3	2
11	F	SOTNIKOVA Tatiana	0	1	0	0	1	1
18	F	TSAREVA Tatiana	1	1	2	0	4	2
25	F	PACHKEVITCH Ekaterina	1	2	1	0	4	2
29	D	SHCHELCHKOVA Zhanna	1	0	0	0	1	2
2	D	BARYKINA Maria	0	0	0	0	0	0
4	D	KHOMITCH Alena	1	1	0	0	2	2
17	F	SMOLENTSEVA Ekaterina	1	2	3	0	6	2
21	F	TREFILOVA Svetlana	1	5	0	0	6	2
22	F	TERENTIEVA Svetlana	0	3	3	0	6	1
10	F	MISHINA Larisa	0	3	0	0	3	1
15	D	PERMYAKOVA Olga	0	0	1	0	1	0
26	D	SAVENKOVA Olga	0	0	1	0	1	0
27	F	BIALKOVSKAIA Elena	1	3	0	0	4	0
28	F	TRETYAKOVA Oxana	0	1	1	0	2	0
7	D	BOBROVA Elena	0	1	1	0	2	2
12	F	GLADYCHEVA Ioulia	0	0	0	0	0	0
23	F	BURINA Tatiana	1	2	3	0	6	1
TOTALS			9	27	16	0	52	

Head Coach: DOLGUSHIN Viacheslav

Group A

R	Team	GP	W	T	L	GF:GA	PTS
1	CAN	2	2	0	0	14:0	4
2	SWE	2	2	0	0	10:2	4
3	RUS	3	1	0	2	6:11	2
4	KAZ	3	0	0	3	1:18	0

	CAN	KAZ	RUS	SWE
CAN		7:0	7:0	16 FEB/19:00
KAZ	0:7		1:4	0:7
RUS	0:7	4:1		2:3
SWE	16 FEB/19:00	7:0	3:2	

LEGEND


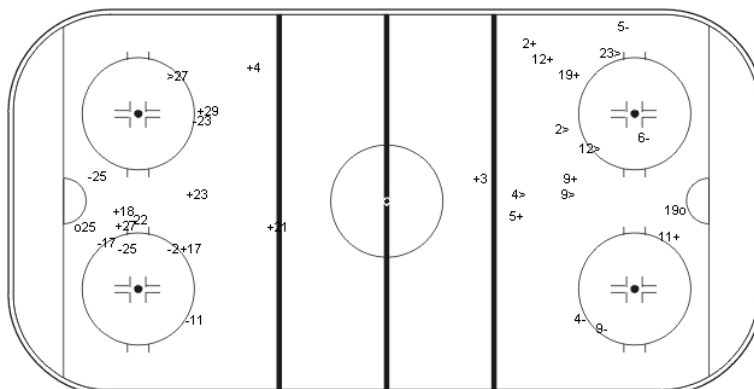
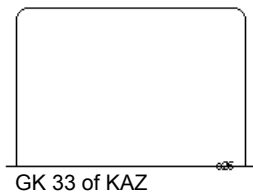
ET/Res	Penalty end time/Result of game	OT	Overtime	SH1	Shorthanded - 1 player
ENG	Empty net goal	Pen.	Penalty	SH2	Shorthanded - 2 players
EQ	Equal strength	PIM	Penalties in minutes	SHG	Shorthanded goals
(G)	Number of goals in tournament	Pos.	Position	SOG	Shots on goal
GA	Goals against		D - Defense	SSG	Shots saved by goalkeeper
GF	Goals for		F - Forward	SVS	Saves
GK	Goalkeeper	PP1	Power play - 1 player	T	Number of games tied
GP	Number of games played	PP2	Power play - 2 players	TS	Total shots by player
GWS	Game winning shot	PPG	Power play goals	TPP	Time on power play
L	Number of games lost	PS	Penalty shot	W	Number of games won
No.	Player number	PTS	Points		
+/-	Net result of positive and negative participation				



ICE HOCKEY WOMEN, PRELIMINARY ROUND, GAME 9
 HOCKEY SUR GLACE DAMES, TOUR PRELIMINAIRE, MATCH 9

PEAKS FRI 15 FEB 2002 / VEN 15 FEV 2002 START TIME / DÉBUT 14:00

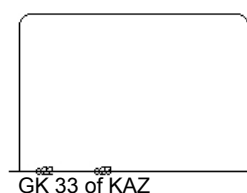
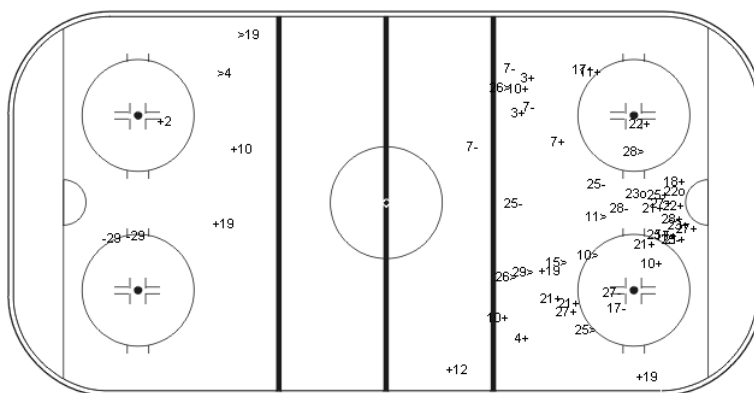
KAZ - RUS



Shots by RUS
 Goals (o): 1 SSG(+): 8
 SSP(<): 1 SPG(-): 7

Period: 1

Shots by KAZ
 Goals (o): 1 SSG(+): 6
 SSP(>): 5 SPG(-): 4



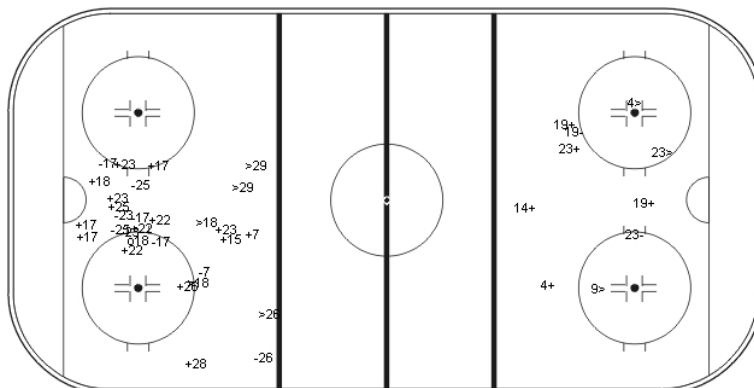
Shots by KAZ
 Goals (o): 0 SSG(+): 6
 SSP(<): 2 SPG(-): 2

Period: 2

Shots by RUS
 Goals (o): 2 SSG(+): 25
 SSP(>): 8 SPG(-): 9



GK 33 of KAZ



GK 20 of RUS

Shots by RUS
 Goals (o): 1 SSG(+): 15
 SSP(<): 5 SPG(-): 9

Period: 3

Shots by KAZ
 Goals (o): 0 SSG(+): 5
 SSP(>): 3 SPG(-): 2

LEGEND

ENG Empty net goal
GK Goalkeeper

SPG Shots past goal
SSG Shots saved by goalkeeper

SSP Shots saved by player



ICE HOCKEY WOMEN, PRELIMINARY ROUND, GAME 9
HOCKEY SUR GLACE DAMES, TOUR PRELIMINAIRE, MATCH 9

PEAKS FRI 15 FEB 2002 / VEN 15 FEV 2002 START TIME / DÉBUT 14:00

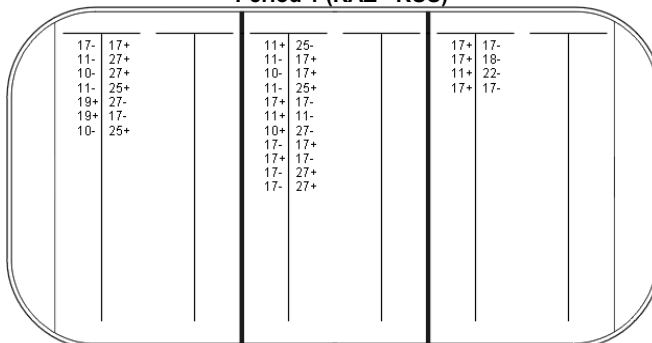
KAZ - RUS

Face-off by KAZ

Period: 1

	Won	Lost
DZ	2	5
MZ	5	6
AZ	4	0
Total	11	11

Period 1 (KAZ - RUS)



Face-off by RUS

Period: 1


	Won	Lost
DZ	0	4
MZ	6	5
AZ	5	2
Total	11	11

Face-off by RUS

Period: 2

	Won	Lost
DZ	4	1
MZ	5	2
AZ	10	6
Total	19	9

Period 2 (RUS - KAZ)



Face-off by KAZ

Period: 2

	Won	Lost
DZ	6	10
MZ	2	5
AZ	1	4
Total	9	19

Game total

	Won	Lost
DZ	4	5
MZ	11	7
AZ	15	8
Total	30	20

Game total

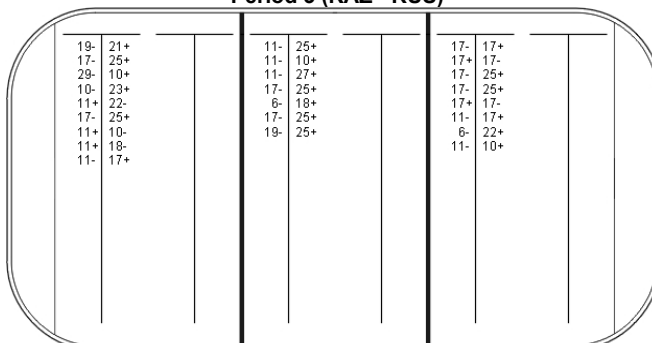
	Won	Lost
DZ	8	15
MZ	7	11
AZ	5	4
Total	20	30

Face-off by KAZ

Period: 3

	Won	Lost
DZ	3	6
MZ	0	7
AZ	2	6
Total	5	19

Period 3 (KAZ - RUS)



Face-off by RUS

Period: 3

	Won	Lost
DZ	6	2
MZ	7	0
AZ	6	3
Total	19	5

Game total

	Won	Lost
DZ	11	21
MZ	7	18
AZ	7	10
Total	25	49

Game total

	Won	Lost
DZ	10	7
MZ	18	7
AZ	21	11
Total	49	25

LEGEND

AZ Attack zone

DZ Defensive zone

MZ Middle zone



ICE HOCKEY WOMEN, PRELIMINARY ROUND, GAME 10
HOCKEY SUR GLACE DAMES, TOUR PRELIMINAIRE, MATCH 10

E CENTER SAT 16 FEB 2002 / SAM 16 FEV 2002 START TIME / DÉBUT 11:05

USA - FIN

Referee PALM Jacqui (IIHF)	Linesmen CASSIDY Sue (IIHF), BISSONNETTE Julie (IIHF)
--------------------------------------	---

Goalkeepers	
Team: USA	
No.	Name
1	DECOSTA Sara
29	TUETING Sarah

Team: FIN	
No.	Name
19	PUPUTTI Tuula
30	HALONEN Minna-Monica

Team Line-ups		
Team: USA (BLUE)		
No.	Pos.	Name
2	D	MOUNSEY Tara
9	F	KILBOURNE Andrea
11	D	MLECZKO AJ
13	F	CHU Julie
25	F	DUNN Tricia
4	D	RUGGIERO Angela
5	D	WALL Lyndsay
6	F	BYE Karyn
12	F	POTTER Jenny
20	F	KING Katie
3	D	KENNEDY Courtney
17	F	WENDELL Krissy
21	F	GRANATO Cammi
22	F	DARWITZ Natalie
8	F	BAKER Laurie
15	F	LOONEY Shelley
24	D	BAILEY Chris
Head Coach: SMITH Benjamin		

Team: FIN (WHITE)		
No.	Pos.	Name
3	D	LAAKSONEN Emma
13	F	NIEMINEN Riikka
16	F	REIMA Tiia
20	D	HANNINEN Kirsi
29	F	RANTAMAKI Karoliina
6	D	SIRVIO Saija
10	F	FISK Sari
21	F	VAARAKALLIO Petra
22	D	SALO Paivi
28	F	RIIPI Katja
5	D	AHONEN Pirjo
8	F	VOUTILAINEN Marjo
9	D	MERTANEN Terhi
15	F	HOIKKALA Satu
23	F	SIKIO Hanne
11	F	PARVIAINEN Oona
25	F	PALVILA Marja-Helena
26	F	SAVIKUJA Henna
Head Coach: LUKKARILA Jouko		

Group B

R	Team	G	W	T	L	GF:GA	PTS
1	USA	2	2	0	0	22 : 1	4
2	FIN	2	2	0	0	7 : 1	4
3	GER	2	0	0	2	1 : 13	0
4	CHN	2	0	0	2	1 : 16	0

	CHN	FIN	GER	USA
CHN		0:4	16 Sat/14:00	1:12
FIN	4:0		3:1	16 Sat/11:05
GER	16 Sat/14:00	1:3		0:10
USA	12:1	16 Sat/11:05	10:0	

LEGEND			
EG	Emergency goalkeeper	No.	Player number
G	Number of games played	Pos.	Position
GA	Goals against		D - Defense
GF	Goals for		F - Forward
L	Number of games lost	PTS	Points
		R	Rank
		T	Number of games tied
		W	Number of games won



ICE HOCKEY WOMEN

Round	PRELIMINARY ROUND	Venue	E Center	Date	16 Feb 2002	Start	11.05	Spectators	8507	Game no.	10
--------------	-------------------	--------------	----------	-------------	-------------	--------------	-------	-------------------	------	-----------------	----

Home team (A) (Jersey colour)		USA		(BLUE)		Goals																Penalties						
No.	Name	Pos.	L	SOG	#	Time	G	A1	A2	GS	P1	P2	P3	P4	P5	P6	N1	N2	N3	N4	N5	N6	Time	No.	Min	Offence	Start	End
1*	DECOSTA Sara	GK		0	1	11:09	22	11	21	EQ	1	5	8	11	21	22	10	13	16	19	20	22	06:18	22	2	HOOK	06:18	08:18
2*	MOUNSEY Tara	D	1	7	2	15:19	22	4	1	SH1	1	3	4	11	22		3	10	13	16	19	20	13:06	4	2	TRIP	13:06	15:06
3	KENNEDY Courtney	D	3	3	3	18:13	12	2		PP1	1	2	6	12	20	21	19	20	22	25	28		14:14	25	2	ELBOW	14:14	16:14
4	RUGGIERO Angela	D	2	2	4	34:42	22	17		EQ	1	2	3	17	21	22	3	10	13	19	20	21	21:07	20	2	SLASH	21:07	23:07
5	WALL Lyndsay	D	2	1	5	54:18	9	4		PP1	1	4	8	9	11	20	3	19	23	26	28		27:35	2	2	ELBOW	27:35	29:35
6	BYE Karyn	A	F	2	1																		30:20	17	2	BD-CK	30:20	32:20
8	BAKER Laurie	F	4	3																			42:19	11	2	ROUGH	42:19	44:19
9*	KILBOURNE Andrea	F	1	4																			48:27	9	2	BD-CK	48:27	50:27
11*	MLECZKO AJ	D	1	1																			56:19	5	2	BD-CK	56:19	58:19
12	POTTER Jenny	F	2	2																			57:12	4	2	TRIP	57:12	59:12
13*	CHU Julie	F	1	5																			58:04	3	2	CROSS	58:19	60:00
15	LOONEY Shelley	F	4	0																								
17	WENDELL Krissy	F	3	2																								
20	KING Katie	F	2	5																								
21	GRANATO Cammi	C	F	3	4																							
22	DARWITZ Natalie	F	3	5																								
24	BAILEY Chris	D	4	1																								
25*	DUNN Tricia	F	1	1																								
29	TUETING Sarah	GK		0																								

Team Manager: REID Larry Head Coach: SMITH Benjamin Assistant Coach: SASNER Julie

Visiting team (B) (Jersey colour)		Finland		(WHITE)		Goals																Penalties							
No.	Name	Pos.	L	SOG	#	Time	G	A1	A2	GS	P1	P2	P3	P4	P5	P6	N1	N2	N3	N4	N5	N6	Time	No.	Min	Offence	Start	End	
3	LAAKSONEN Emma	A	D	1	0																			04:35	6	2	BD-CK	04:35	06:35
5	AHONEN Pirjo	D	3	0																				11:36	28	2	INTRF	11:36	13:36
6*	SIRVIO Saija	D	2	0																				17:29	6	2	BD-CK	17:29	18:13
8	VOUTILAINEN Marjo	F	3	2																				27:11	22	2	HOOK	27:11	29:11
9	MERTANEN Terhi	D	3	0																				50:52	21	2	CHE-B	50:52	52:52
10*	FISK Sari	C	F	2	3																			50:52	21	10	CHE-B	52:52	60:00
11	PARVIAINEN Oona	F	4	0																				53:29	6	2	INTRF	53:29	54:18
13	NIEMINEN Riikka	F	1	3																				58:04	28	2	SLASH	58:04	60:00
15	HOIKKALA Satu	F	3	0																				58:35	16	2	BD-CK	58:35	60:00
16	REIMA Tiia	F	1	2																									
19*	PUPUTTI Tuula	GK		0																									
20	HANNINEN Kirsi	A	D	1	2																								
21*	VAARAKALLIO Petra	F	2	1																									
22*	SALO Paivi	D	2	2																									
23	SIKIO Hanne	F	3	2																									
25	PALVILA Marja-Helena	F	4	1																									
26	SAVIKUJA Henna	F	4	1																									
28*	RIIPI Katja	F	2	1																									
29	RANTAMAKI Karoliina	F	1	1																									
30	HALONEN Minna-Monica	GK		0																									

Team Manager: SIEPPI Arto Head Coach: LUKKARILA Jouko Assistant Coach: KURJENMAKI Jorma

Game Summary											Saves					Goalkeeper Records					Goalkeeper Changes		
P	G A:B	SOG A:B	PIM A:B	PPGF A:B	SHGF A:B	GKA1	GKA2	EGA	GKB1	GKB2	EGB	GKA	MIP	GA	GKB	MIP	GA	Time	GKA	GKB			
1	3:0	18:8	6:6	1:0	1:0	8	0	0	15	0	0	1	60:00	0	19	60:00	5	00:00	1	19			
2	1:0	15:8	6:2	0:0	0:0	8	0	0	14	0	0							60:00	--	--			
3	1:0	14:5	10:18	1:0	0:0	5	0	0	13	0	0												
OVT																							
GWS																							
Total	5:0	47:21	22:26	2:0	1:0	21	0	0	42	0	0												
											Start of game: 11:05 End of game: 13:01												
											Time-out A: Time-out B:												
											Game Supervisor: COSTELLO Murray												

Referee	PALM Jacqui	Linesman	CASSIDY Sue	Goal Judge	HUJDU SOVA Henrieta	Video GJ	OKOLICANY Juraj
Scorekeeper	HOY Tom	Linesman	BISSONNETTE Julie	Goal Judge	ROBBEN Ilse	Game Timekeeper	FLETCHER Cheryl
Sign. Manager B		Sign. Manager A		Sign. Scorekeeper		Sign. Referee	



ICE HOCKEY WOMEN, PRELIMINARY ROUND, GAME 10
 HOCKEY SUR GLACE DAMES, TOUR PRELIMINAIRE, MATCH 10

E CENTER SAT 16 FEB 2002 / SAM 16 FEV 2002 START TIME / DÉBUT 11:05

USA - FIN 5-0 (3-0, 1-0, 1-0)

Spectators	Referee	Linesmen
8507	PALM Jacqui (IIHF)	CASSIDY Sue (IIHF), BISSONNETTE Julie (IIHF)

Team Statistics

Period	Score	SVS	SOG	PIM	TPP	PPG	SHG
1	3 : 0	8 : 15	18 : 8	6 : 6	3:57 : 4:21	1 : 0	1 : 0
2	1 : 0	8 : 14	15 : 8	6 : 2	0:24 : 4:24	0 : 0	0 : 0
3	1 : 0	5 : 13	14 : 5	10 : 18	3:37 : 6:16	1 : 0	0 : 0
Total	5 : 0	21 : 42	47 : 21	22 : 26	7:58 : 15:01	2 : 0	1 : 0

1st Period

Action	Time	ET/Res	Team	Type	No.	Name	(G) Name of Assistant(s) / Action Description
GK	00:00		USA		1	DECOSTA S	
GK	00:00		FIN		19	PUPUTTI T	
Penalty	04:35	06:35	FIN	2 min.	6	SIRVIO S	-Body Checking
Penalty	06:18	08:18	USA	2 min.	22	DARWITZ N	-Hooking
Goal	11:09	1:0	USA	EQ	22	DARWITZ N	(4) 11 MLECZKO AJ On ice USA 1 5 8 11 21 22 21 GRANATO C FIN 19 10 13 16 20 22
Penalty	11:36	13:36	FIN	2 min.	28	RIIPI K	-Interference
Penalty	13:06	15:06	USA	2 min.	4	RUGGIERO A	-Tripping
Penalty	14:14	16:14	USA	2 min.	25	DUNN T	-Elbowing
Goal	15:19	2:0	USA	SH1	22	DARWITZ N	(5) 4 RUGGIERO A On ice USA 1 3 4 11 22 1 DECOSTA S FIN 19 3 10 13 16 20
Penalty	17:29	18:13	FIN	2 min.	6	SIRVIO S	-Body Checking
Goal	18:13	3:0	USA	PP1	12	POTTER J	(1) 2 MOUNSEY T On ice USA 1 2 6 12 20 21 FIN 19 20 22 25 28

2nd Period

Action	Time	ET/Res	Team	Type	No.	Name	(G) Name of Assistant(s) / Action Description
GK	20:00		USA		1	DECOSTA S	
GK	20:00		FIN		19	PUPUTTI T	
Penalty	21:07	23:07	USA	2 min.	20	KING K	-Slashing
Penalty	27:11	29:11	FIN	2 min.	22	SALO P	-Hooking
Penalty	27:35	29:35	USA	2 min.	2	MOUNSEY T	-Elbowing
Penalty	30:20	32:20	USA	2 min.	17	WENDELL K	-Body Checking
Goal	34:42	4:0	USA	EQ	22	DARWITZ N	(6) 17 WENDELL K On ice USA 1 2 3 17 21 22 FIN 19 3 10 13 20 21



3rd Period

Action	Time	ET/Res	Team	Type	No.	Name	(G) Name of Assistant(s) / Action Description
GK	40:00		USA		1	DECOSTA S	
GK	40:00		FIN		19	PUPUTTI T	
Penalty	42:19	44:19	USA	2 min.	11	MLECZKO AJ	-Roughing
Penalty	48:27	50:27	USA	2 min.	9	KILBOURNE A	-Body Checking
Penalty	50:52	52:52	FIN	2 min.	21	VAARAKALLIO P	-Checking from behind
Penalty	50:52	60:00	FIN	10 min.	21	VAARAKALLIO P	-Checking from behind
Penalty	53:29	54:18	FIN	2 min.	6	SIRVIO S	-Interference
Goal	54:18	5:0	USA	PP1	9	KILBOURNE A	(1) 4 RUGGIERO A On ice USA 1 4 8 9 11 20 FIN 19 3 23 26 28
Penalty	56:19	58:19	USA	2 min.	5	WALL L	-Body Checking
Penalty	57:12	59:12	USA	2 min.	4	RUGGIERO A	-Tripping
Penalty	58:04	60:00	USA	2 min.	3	KENNEDY C	-Cross-checking
Penalty	58:04	60:00	FIN	2 min.	28	RIIPI K	-Slashing
Penalty	58:35	60:00	FIN	2 min.	16	REIMA T	-Body Checking

Goalkeeper Records

Team: USA - USA				
No.	Goalkeepers	SOG	SVS	
1	DECOSTA Sara	21	21	
29	TUETING Sarah	0	0	

Team: FIN - Finland				
No.	Goalkeepers	SOG	SVS	
19	PUPUTTI Tuula	47	42	
30	HALONEN Minna-Monica	0	0	

Shots & Plus-Minus

Team: USA - USA									
No.	Pos.	Player	1	2	3	OT	TS	+/-	
2	D	MOUNSEY Tara	4	3	0	0	7	1	
9	F	KILBOURNE Andrea	2	1	1	0	4	0	
11	D	MLECZKO AJ	0	1	0	0	1	2	
13	F	CHU Julie	1	0	4	0	5	0	
25	F	DUNN Tricia	0	1	0	0	1	0	
4	D	RUGGIERO Angela	1	0	1	0	2	1	
5	D	WALL Lyndsay	1	0	0	0	1	1	
6	F	BYE Karyn	0	0	1	0	1	0	
12	F	POTTER Jenny	1	0	1	0	2	0	
20	F	KING Katie	0	4	1	0	5	0	
3	D	KENNEDY Courtney	2	1	0	0	3	2	
17	F	WENDELL Krissy	2	0	0	0	2	1	
21	F	GRANATO Cammi	2	1	1	0	4	2	
22	F	DARWITZ Natalie	2	2	1	0	5	3	
8	F	BAKER Laurie	0	1	2	0	3	1	
15	F	LOONEY Shelley	0	0	0	0	0	0	
24	D	BAILEY Chris	0	0	1	0	1	0	
TOTALS			18	15	14	0	47		

Head Coach: SMITH Benjamin

Team: FIN - Finland									
No.	Pos.	Player	1	2	3	OT	TS	+/-	
3	D	LAAKSONEN Emma	0	0	0	0	0	-2	
13	F	NIEMINEN Riikka	1	2	0	0	3	-3	
16	F	REIMA Tiia	2	0	0	0	2	-2	
20	D	HANNINEN Kirsi	1	0	1	0	2	-3	
29	F	RANTAMAKI Karoliina	0	0	1	0	1	0	
6	D	SIRVIO Saija	0	0	0	0	0	0	
10	F	FISK Sari	1	2	0	0	3	-3	
21	F	VAARAKALLIO Petra	0	1	0	0	1	-1	
22	D	SALO Paivi	0	2	0	0	2	-1	
28	F	RIIPI Katja	1	0	0	0	1		
5	D	AHONEN Pirjo	0	0	0	0	0	0	
8	F	VOUTILAINEN Marjo	2	0	0	0	2	0	
9	D	MERTANEN Terhi	0	0	0	0	0	0	
15	F	HOIKKALA Satu	0	0	0	0	0	0	
23	F	SIKIO Hanne	0	1	1	0	2	0	
11	F	PARVIAINEN Oona	0	0	0	0	0	0	
25	F	PALVILA Marja-Helena	0	0	1	0	1	0	
26	F	SAVIKUJA Henna	0	0	1	0	1	0	
TOTALS			8	8	5	0	21		

Head Coach: LUKKARILA Jouko

Group B

R	Team	GP	W	T	L	GF:GA	PTS
1	USA	3	3	0	0	27:1	6
2	FIN	3	2	0	1	7:6	4
3	GER	2	0	0	2	1:13	0
4	CHN	2	0	0	2	1:16	0

	CHN	FIN	GER	USA
CHN		0:4	16 FEB/14:00	1:12
FIN	4:0		3:1	0:5
GER	16 FEB/14:00	1:3		0:10
USA	12:1	5:0	10:0	



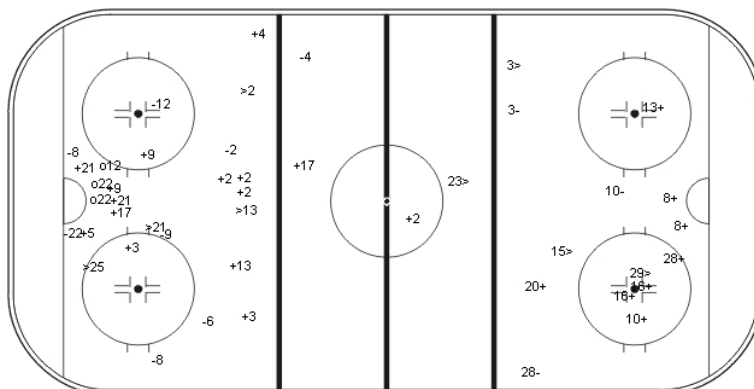
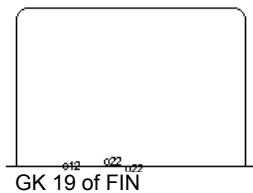
LEGEND		
ET/Res	Penalty end time/Result of game	OT Overtime
ENG	Empty net goal	Pen. Penalty
EQ	Equal strength	PIM Penalties in minutes
(G)	Number of goals in tournament	Pos. Position
GA	Goals against	D - Defense
GF	Goals for	F - Forward
GK	Goalkeeper	PP1 Power play - 1 player
GP	Number of games played	PP2 Power play - 2 players
GWS	Game winning shot	PPG Power play goals
L	Number of games lost	PS Penalty shot
No.	Player number	PTS Points
+/-	Net result of positive and negative participation	SH1 Shorthanded - 1 player
		SH2 Shorthanded - 2 players
		SHG Shorthanded goals
		SOG Shots on goal
		SSG Shots saved by goalkeeper
		SVS Saves
		T Number of games tied
		TS Total shots by player
		TPP Time on power play
		W Number of games won



ICE HOCKEY WOMEN, PRELIMINARY ROUND, GAME 10
 HOCKEY SUR GLACE DAMES, TOUR PRELIMINAIRE, MATCH 10

E CENTER SAT 16 FEB 2002 / SAM 16 FEV 2002 START TIME / DÉBUT 11:05

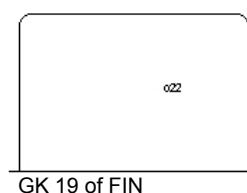
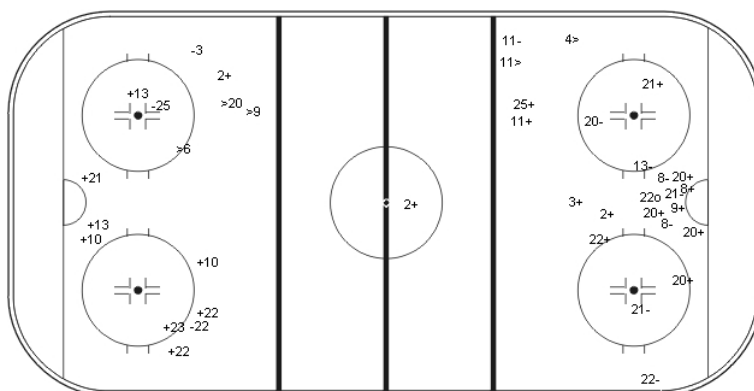
USA - FIN



Shots by USA
 Goals (o): 3 SSG(+): 15
 SSP(<): 4 SPG(-): 8

Period: 1

Shots by FIN
 Goals (o): 0 SSG(+): 8
 SSP(>): 4 SPG(-): 3



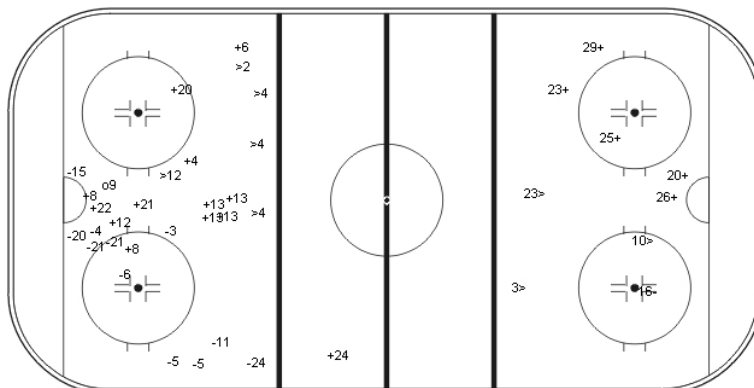
Shots by FIN
 Goals (o): 0 SSG(+): 8
 SSP(<): 3 SPG(-): 3

Period: 2

Shots by USA
 Goals (o): 1 SSG(+): 14
 SSP(>): 2 SPG(-): 8



GK 19 of FIN



GK 1 of USA

Shots by USA
 Goals (o): 1 SSG(+): 13
 SSP(<): 5 SPG(-): 11

Period: 3

Shots by FIN
 Goals (o): 0 SSG(+): 5
 SSP(>): 3 SPG(-): 1

LEGEND

ENG Empty net goal
GK Goalkeeper

SPG Shots past goal
SSG Shots saved by goalkeeper

SSP Shots saved by player



ICE HOCKEY WOMEN, PRELIMINARY ROUND, GAME 10
 HOCKEY SUR GLACE DAMES, TOUR PRELIMINAIRE, MATCH 10

E CENTER SAT 16 FEB 2002 / SAM 16 FEV 2002 START TIME / DÉBUT 11:05

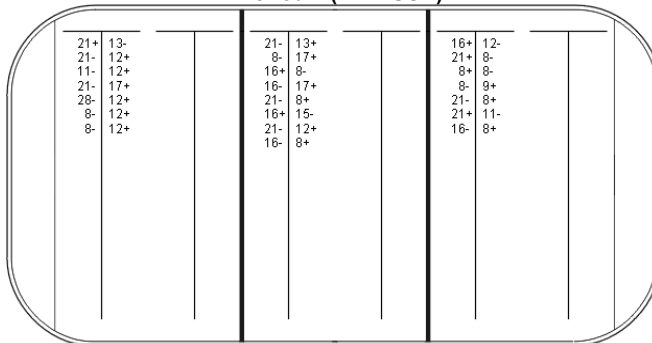
USA - FIN

Face-off by FIN

Period: 1

	Won	Lost
DZ	1	6
MZ	2	6
AZ	4	3
Total	7	15

Period 1 (FIN - USA)



Face-off by USA

Period: 1

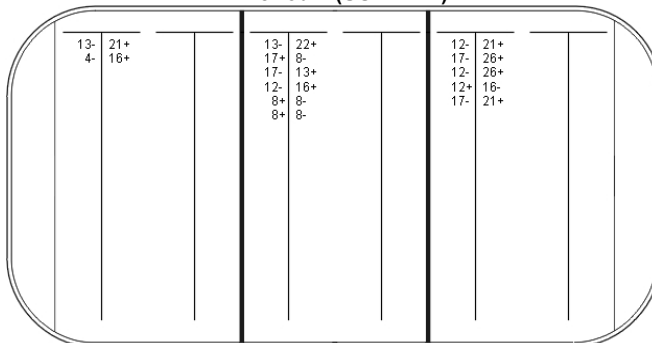
	Won	Lost
DZ	3	4
MZ	6	2
AZ	6	1
Total	15	7

Face-off by USA

Period: 2

	Won	Lost
DZ	0	2
MZ	3	3
AZ	1	4
Total	4	9

Period 2 (USA - FIN)



Face-off by FIN

Period: 2

	Won	Lost
DZ	4	1
MZ	3	3
AZ	2	0
Total	9	4

Game total

	Won	Lost
DZ	3	6
MZ	9	5
AZ	7	5
Total	19	16

Game total


	Won	Lost
DZ	5	7
MZ	5	9
AZ	6	3
Total	16	19

Face-off by FIN

Period: 3

	Won	Lost
DZ	4	2
MZ	2	5
AZ	5	2
Total	11	9

Period 3 (FIN - USA)



Face-off by USA

Period: 3

	Won	Lost
DZ	2	5
MZ	5	2
AZ	2	4
Total	9	11

Game total

	Won	Lost
DZ	9	9
MZ	7	14
AZ	11	5
Total	27	28

Game total

	Won	Lost
DZ	5	11
MZ	14	7
AZ	9	9
Total	28	27

LEGEND

AZ	Attack zone	DZ	Defensive zone	MZ	Middle zone
-----------	-------------	-----------	----------------	-----------	-------------



ICE HOCKEY WOMEN, PRELIMINARY ROUND, GAME 11
HOCKEY SUR GLACE DAMES, TOUR PRELIMINAIRE, MATCH 11

PEAKS SAT 16 FEB 2002 / SAM 16 FEV 2002 START TIME / DÉBUT 14:00

GER - CHN

Referee

Linesmen

HAANPAA Anne (IIHF)

LISCHETTI Sandra (IIHF), PIACENTINI Julie (IIHF)

Goalkeepers

Team: GER

No. Name

13 WARTOSCH-KURTEN Step.
22 THYSEN Esther

Team: CHN

No. Name

1 JIANG Limei
20 GUO Hong

Team Line-ups

Team: GER (WHITE)

No. Pos. Name

19 F OSWALD Christina
20 D LINDE Nina
21 F LANZL Michaela
44 D SCHRECKENBACH Jana
81 F BECKER Maritta
8 D ZIEGENHALS Nina
9 F WOLF Raffi
25 D RUCKAUER Sabine
54 F VALENTI Maren
66 F EVERS Bettina
14 F SCHEYTT Anja
23 D KRUCK Sabrina
24 F FRUEHWIRT Stephanie
69 D KINZA Sandra
71 F WIERSCHER Julia
15 F RITTER Nina
17 F REINDL Franziska
29 F GRUNDMANN Claudia

Head Coach: NITTEL Rainer

Team: CHN (RED)

No. Pos. Name

3 F LIU Hongmei
4 D LI Xuan
9 D SANG Hong
13 F ZHANG Jing
14 F SUN Rui
6 D LU Yan
8 F YANG Xiuqing
10 D CHEN Jing
11 F HU Chunrong
19 F WANG Linuo
2 D WANG Ying
7 D XU Lei
12 F JIN Fengling
15 F LIU Yanhui
18 F MA Xiaojun
21 D GUAN Weinan
22 F DAI Qiuwa
24 D SHEN Tiantian

Head Coach: YAO Naifeng

Group B

R	Team	G	W	T	L	GF:GA	PTS
1	USA	3	3	0	0	27 : 1	6
2	FIN	3	2	0	1	7 : 6	4
3	GER	2	0	0	2	1 : 13	0
4	CHN	2	0	0	2	1 : 16	0

	CHN	FIN	GER	USA
CHN		0:4	16 Sat/14:00	1:12
FIN	4:0		3:1	0:5
GER	16 Sat/14:00	1:3		0:10
USA	12:1	5:0	10:0	

LEGEND

EG	Emergency goalkeeper	No.	Player number	R	Rank
G	Number of games played	Pos.	Position	T	Number of games tied
GA	Goals against		D - Defense	W	Number of games won
GF	Goals for		F - Forward		
L	Number of games lost	PTS	Points		



ICE HOCKEY WOMEN

Round	PRELIMINARY ROUND	Venue	Peaks	Date	16 Feb 2002	Start	14.00	Spectators	5418	Game no.	11
--------------	-------------------	--------------	-------	-------------	-------------	--------------	-------	-------------------	------	-----------------	----

Home team (A) (Jersey colour)		Germany (WHITE)		Goals																Penalties								
No.	Name	Pos.	L	SOG	#	Time	G	A1	A2	GS	P1	P2	P3	P4	P5	P6	N1	N2	N3	N4	N5	N6	Time	No.	Min	Offence	Start	End
8	ZIEGENHALS Nina	D	2	0	1	01:37	15	54		EQ	15	20	22	23	29	54	3	4	9	12	15	20	18:33	25	2	HO-ST	18:33	20:33
9	WOLF Raffi	F	2	3	2	32:18	21	25		EQ	8	19	21	22	25	81	3	4	9	13	14	20	29:19	21	2	TRIP	29:19	31:19
13	WARTOSCH-KURTEN Step.	GK		0	3	43:36	81	8	13	EQ	8	13	19	21	25	81	6	8	10	11	19	20						
14	SCHEYTT Anja	F	3	1	4	55:16	19	20	9	PP2	9	13	19	20	21	24	3	4	13	20								
15	RITTER Nina	F	4	3	5	58:19	21	19	81	EQ	13	19	20	21	69	81	3	4	9	13	14	20						
17	REINDL Franziska	F	4	0																								
19*	OSWALD Christina	C	F	1	4																							
20*	LINDE Nina	D	1	2																								
21*	LANZL Michaela	F	1	4																								
22*	THYSSEN Esther	GK		0																								
23	KRUCK Sabrina	D	3	0																								
24	FRUEHWIRT Stephanie	F	3	3																								
25	RUCKAUER Sabine	D	2	5																								
29	GRUNDMANN Claudia	F	4	0																								
44*	SCHRECKENBACH Jana	D	1	0																								
54	VALENTI Maren	A	F	2	2																							
66	EVERS Bettina	F	2	3																								
69	KINZA Sandra	D	3	0																								
71	WIERSCHER Julia	A	F	3	0																							
81*	BECKER Maritta	F	1	1																								
Team Manager:		ORGELDINGER Karin		Head Coach:								NITTEL Rainer								Assistant Coach:					HOJA Ralf			

Visiting team (B) (Jersey colour)		China (RED)		Goals																Penalties								
No.	Name	Pos.	L	SOG	#	Time	G	A1	A2	GS	P1	P2	P3	P4	P5	P6	N1	N2	N3	N4	N5	N6	Time	No.	Min	Offence	Start	End
1	JIANG Limei	GK		0	1	05:48	14	10	11	EQ	3	6	10	11	14	20	19	20	21	22	44	81	17:14	11	2	CROSS	17:14	19:14
2	WANG Ying	D	3	0	2	24:55	18	12	8	EQ	6	8	10	12	18	20	14	20	22	24	44	71	34:43	12	2	SLASH	34:43	36:43
3*	LIU Hongmei	C	F	1	9	3	25:28	14	3	EQ	3	4	9	13	14	20	8	15	22	25	29	54	53:36	9	2	INTRF	53:36	55:16
4*	LI Xuan	D	1	0	4	34:06	3	14		EQ	3	4	9	13	14	20	14	20	22	24	44	71	54:57	14	2	SLASH	54:57	56:57
6	LU Yan	D	2	1	5	39:58	3	11	14	EQ	3	6	10	11	14	20	19	21	22	25	44	81						
7	XU Lei	D	3	1																								
8	YANG Xiuqing	F	2	2																								
9*	SANG Hong	D	1	1																								
10	CHEN Jing	D	2	0																								
11	HU Chunrong	A	F	2	0																							
12	JIN Fengling	F	3	1																								
13*	ZHANG Jing	A	F	1	1																							
14*	SUN Rui	F	1	6																								
15	LIU Yanhui	F	3	0																								
18	MA Xiaojun	F	3	3																								
19	WANG Linuo	F	2	3																								
20*	GUO Hong	GK		0																								
21	GUAN Weinan	D	4	0																								
22	DAI Qiuwa	F	4	0																								
24	SHEN Tiantian	D	4	0																								
Team Manager:		YU Zaizhou		Head Coach:								YAO Naifeng								Assistant Coach:					WANG Fuquan			

Game Summary											Saves					Goalkeeper Records						Goalkeeper Changes		
P	G A:B	SOG A:B	PIM A:B	PPGF A:B	SHGF A:B	GKA1	GKA2	EGA	GKB1	GKB2	EGB	GKA	MIP	GA	GKB	MIP	GA	Time	GKA	GKB				
1	1:1	4:9	2:2	0:0	0:0	8	0	0	3	0	0	22	40:00	5	20	60:00	5	00:00	22	20				
2	1:4	10:15	2:2	0:0	0:0	11	0	0	9	0	0	13	20:00	0				40:00	13	20				
3	3:0	17:4	0:4	1:0	0:0	0	4	0	14	0	0							60:00	--	--				
OVT												Start of game: 14:00 End of game: 16:01												
GWS												Time-out A: 54:57 Time-out B:												
Total	5:5	31:28	4:8	1:0	0:0	19	4	0	26	0	0	Game Supervisor: KARLSSON Lars G												

Referee	HAANPAA Anne	Linesman	LISCHETTI Sandra	Goal Judge	SMITH Murray	Video GJ	KOMMISSAROV Ko
Scorekeeper	SYKORA David	Linesman	PIACENTINI Julie	Goal Judge	SMITH David	Game Timekeeper	BATEMAN Theresa
Sign. Manager B		Sign. Manager A		Sign. Scorekeeper		Sign. Referee	



ICE HOCKEY WOMEN, PRELIMINARY ROUND, GAME 11
HOCKEY SUR GLACE DAMES, TOUR PRELIMINAIRE, MATCH 11

PEAKS SAT 16 FEB 2002 / SAM 16 FEV 2002 START TIME / DÉBUT 14:00

GER - CHN 5-5 (1-1, 1-4, 3-0)

Spectators	Referee	Linesmen
5418	HAANPAA Anne (IIHF)	LISCETTI Sandra (IIHF), PIACENTINI Julie (IIHF)

Team Statistics

Period	Score	SVS	SOG	PIM	TPP	PPG	SHG
1	1 : 1	8 : 3	4 : 9	2 : 2	1:19 : 0:46	0 : 0	0 : 0
2	1 : 4	11 : 9	10 : 15	2 : 2	2:00 : 2:33	0 : 0	0 : 0
3	3 : 0	4 : 14	17 : 4	0 : 4	3:21 : 0:00	1 : 0	0 : 0
Total	5 : 5	23 : 26	31 : 28	4 : 8	6:40 : 3:19	1 : 0	0 : 0

1st Period

Action	Time	ET/Res	Team	Type	No.	Name	(G) Name of Assistant(s) / Action Description
GK	00:00		GER		22	THYSSEN E	
GK	00:00		CHN		20	GUO H	
Goal	01:37	1:0	GER	EQ	15	RITTER N	(1) 54 VALENTI M On ice GER 22 15 20 23 29 54 CHN 20 3 4 9 12 15
Goal	05:48	1:1	CHN	EQ	14	SUN R	(1) 10 CHEN J On ice GER 22 19 20 21 44 81 11 HU C CHN 20 3 6 10 11 14
Penalty	17:14	19:14	CHN	2 min.	11	HU C	-Cross-checking
Penalty	18:33	20:33	GER	2 min.	25	RUCKAUER S	-Holding the stick

2nd Period

Action	Time	ET/Res	Team	Type	No.	Name	(G) Name of Assistant(s) / Action Description
GK	20:00		GER		22	THYSSEN E	
GK	20:00		CHN		20	GUO H	
Goal	24:55	1:2	CHN	EQ	18	MA X	(1) 12 JIN F On ice GER 22 14 20 24 44 71 8 YANG X CHN 20 6 8 10 12 18
Goal	25:28	1:3	CHN	EQ	14	SUN R	(2) 3 LIU H On ice GER 22 8 15 25 29 54 CHN 20 3 4 9 13 14
Penalty	29:19	31:19	GER	2 min.	21	LANZL M	-Tripping
Goal	32:18	2:3	GER	EQ	21	LANZL M	(1) 25 RUCKAUER S On ice GER 22 8 19 21 25 81 CHN 20 3 4 9 13 14
Goal	34:06	2:4	CHN	EQ	3	LIU H	(1) 14 SUN R On ice GER 22 14 20 24 44 71 CHN 20 3 4 9 13 14
Penalty	34:43	36:43	CHN	2 min.	12	JIN F	-Slashing
Goal	39:58	2:5	CHN	EQ	3	LIU H	(2) 11 HU C On ice GER 22 19 21 25 44 81 14 SUN R CHN 20 3 6 10 11 14

3rd Period

Action	Time	ET/Res	Team	Type	No.	Name	(G) Name of Assistant(s) / Action Description
GK	40:00		GER		13	WARTOSCH-K. S	22 THYSSEN E-"Goalkeeper out"
GK	40:00		CHN		20	GUO H	
Goal	43:36	3:5	GER	EQ	81	BECKER M	(1) 8 ZIEGENHALS N On ice GER 13 8 19 21 25 81 13 WARTOSCH-K. S CHN 20 6 8 10 11 19
Penalty	53:36	55:16	CHN	2 min.	9	SANG H	-Interference
Penalty	54:57	56:57	CHN	2 min.	14	SUN R	-Slashing
Goal	55:16	4:5	GER	PP2	19	OSWALD C	(1) 20 LINDE N On ice GER 13 9 19 20 21 24 9 WOLF R CHN 20 3 4 13
Goal	58:19	5:5	GER	EQ	21	LANZL M	(2) 19 OSWALD C On ice GER 13 19 20 21 69 81 81 BECKER M CHN 20 3 4 9 13 14



Goalkeeper Records

Team: GER - Germany			
No.	Goalkeepers	SOG	SVS
22	THYSSEN Esther	24	19
13	WARTOSCH-KURTEN Step.	4	4

Team: CHN - China			
No.	Goalkeepers	SOG	SVS
20	GUO Hong	31	26
	JIANG Limei	0	

Shots & Plus-Minus

Team: GER - Germany								
No.	Pos.	Player	1	2	3	OT	TS	+/-
19	F	OSWALD Christina	0	2	2	0	4	1
20	D	LINDE Nina	0	0	2	0	2	-1
21	F	LANZL Michaela	0	2	2	0	4	1
44	D	SCHRECKENBACH Jana	0	0	0	0	0	-4
81	F	BECKER Maritta	0	0	1	0	1	1
8	D	ZIEGENHALS Nina	0	0	0	0	0	1
9	F	WOLF Raffi	0	0	3	0	3	0
25	D	RUCKAUER Sabine	1	1	3	0	5	0
54	F	VALENTI Maren	1	0	1	0	2	0
66	F	EVERS Bettina	0	0	3	0	3	0
14	F	SCHEYTT Anja	0	1	0	0	1	-2
23	D	KRUCK Sabrina	0	0	0	0	0	1
24	F	FRUEHWIRT Stephanie	0	3	0	0	3	-2
69	D	KINZA Sandra	0	0	0	0	0	1
71	F	WIERSCHER Julia	0	0	0	0	0	-2
15	F	RITTER Nina	2	1	0	0	3	0
17	F	REINDL Franziska	0	0	0	0	0	0
29	F	GRUNDMANN Claudia	0	0	0	0	0	0
TOTALS			4	10	17	0	31	

Head Coach: NITTEL Rainer

Team: CHN - China								
No.	Pos.	Player	1	2	3	OT	TS	+/-
3	F	LIU Hongmei	1	6	2	0	9	1
4	D	LI Xuan	0	0	0	0	0	-1
9	D	SANG Hong	0	1	0	0	1	-1
13	F	ZHANG Jing	1	0	0	0	1	0
14	F	SUN Rui	2	2	2	0	6	2
6	D	LU Yan	0	1	0	0	1	2
8	F	YANG Xiuqing	2	0	0	0	2	0
10	D	CHEN Jing	0	0	0	0	0	2
11	F	HU Chunrong	0	0	0	0	0	1
19	F	WANG Linuo	2	1	0	0	3	-1
2	D	WANG Ying	0	0	0	0	0	0
7	D	XU Lei	0	1	0	0	1	0
12	F	JIN Fengling	0	1	0	0	1	0
15	F	LIU Yanhui	0	0	0	0	0	-1
18	F	MA Xiaojun	1	2	0	0	3	1
21	D	GUAN Weinan	0	0	0	0	0	0
22	F	DAI Qiuwa	0	0	0	0	0	0
24	D	SHEN Tiantian	0	0	0	0	0	0
TOTALS			9	15	4	0	28	

Head Coach: YAO Naifeng

Group B

R	Team	GP	W	T	L	GF:GA	PTS
1	USA	3	3	0	0	27:1	6
2	FIN	3	2	0	1	7:6	4
3	GER	3	0	1	2	6:18	1
4	CHN	3	0	1	2	6:21	1

	CHN	FIN	GER	USA
CHN		0:4	5:5	1:12
FIN	4:0		3:1	0:5
GER	5:5	1:3		0:10
USA	12:1	5:0	10:0	

LEGEND


ET/Res	Penalty end time/Result of game	OT	Overtime	SH1	Shorthanded - 1 player
ENG	Empty net goal	Pen.	Penalty	SH2	Shorthanded - 2 players
EQ	Equal strength	PIM	Penalties in minutes	SHG	Shorthanded goals
(G)	Number of goals in tournament	Pos.	Position	SOG	Shots on goal
GA	Goals against		D - Defense	SSG	Shots saved by goalkeeper
GF	Goals for		F - Forward	SVS	Saves
GK	Goalkeeper	PP1	Power play - 1 player	T	Number of games tied
GP	Number of games played	PP2	Power play - 2 players	TS	Total shots by player
GWS	Game winning shot	PPG	Power play goals	TPP	Time on power play
L	Number of games lost	PS	Penalty shot	W	Number of games won
No.	Player number	PTS	Points		
+/-	Net result of positive and negative participation				



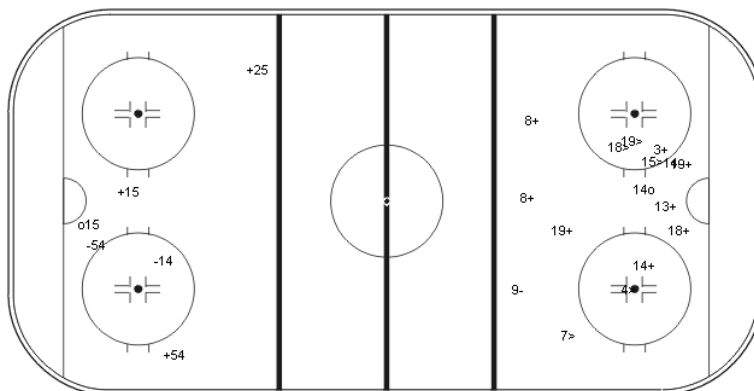
ICE HOCKEY WOMEN, PRELIMINARY ROUND, GAME 11
 HOCKEY SUR GLACE DAMES, TOUR PRELIMINAIRE, MATCH 11

PEAKS SAT 16 FEB 2002 / SAM 16 FEV 2002 START TIME / DÉBUT 14:00

GER - CHN



GK 20 of CHN

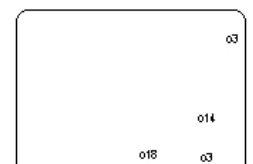


GK 22 of GER

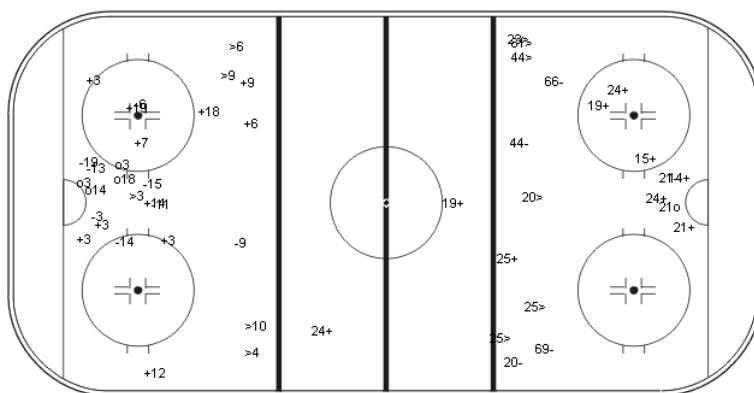
Shots by GER
 Goals (o): 1 SSG(+): 3
 SSP(<): 0 SPG(-): 2

Period: 1

Shots by CHN
 Goals (o): 1 SSG(+): 8
 SSP(>): 5 SPG(-): 2



GK 22 of GER



GK 20 of CHN

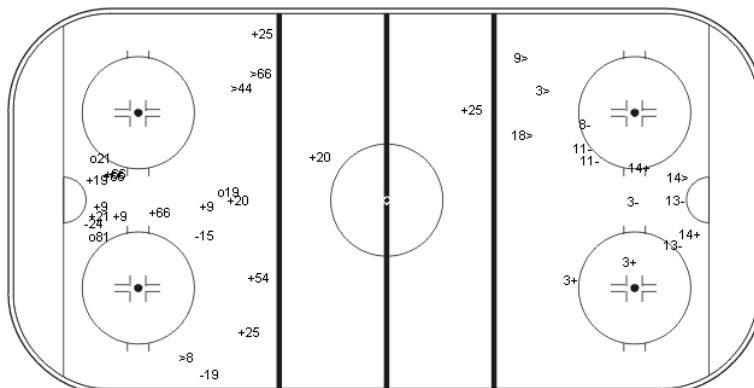
Shots by CHN
 Goals (o): 4 SSG(+): 11
 SSP(<): 5 SPG(-): 8

Period: 2

Shots by GER
 Goals (o): 1 SSG(+): 9
 SSP(>): 6 SPG(-): 5



GK 20 of CHN



GK 13 of GER

Shots by GER
Goals (o): 3 SSG(+): 14
SSP(<): 3 SPG(-): 3

Period: 3

Shots by CHN
Goals (o): 0 SSG(+): 4
SSP(>): 4 SPG(-): 6

LEGEND

ENG Empty net goal
GK Goalkeeper

SPG Shots past goal
SSG Shots saved by goalkeeper

SSP Shots saved by player



ICE HOCKEY WOMEN, PRELIMINARY ROUND, GAME 11
HOCKEY SUR GLACE DAMES, TOUR PRELIMINAIRE, MATCH 11

PEAKS SAT 16 FEB 2002 / SAM 16 FEV 2002 START TIME / DÉBUT 14:00

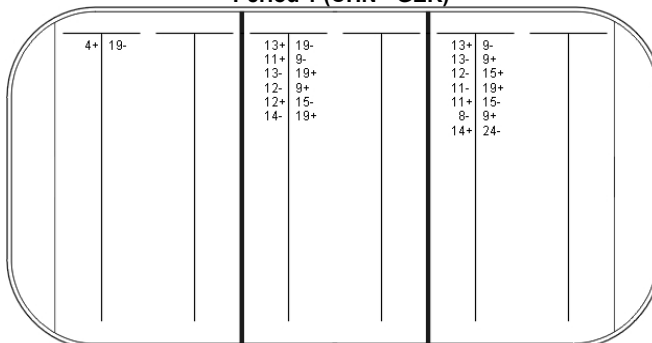
GER - CHN

Face-off by CHN

Period: 1

	Won	Lost
DZ	1	0
MZ	3	3
AZ	3	4
Total	7	7

Period 1 (CHN - GER)



Face-off by GER

Period: 1

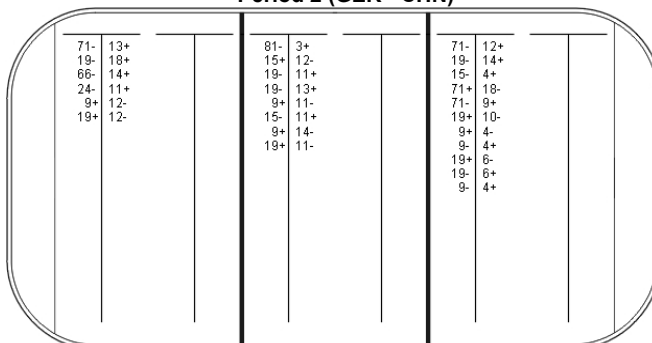
	Won	Lost
DZ	4	3
MZ	3	3
AZ	0	1
Total	7	7

Face-off by GER

Period: 2

	Won	Lost
DZ	2	4
MZ	4	4
AZ	4	7
Total	10	15

Period 2 (GER - CHN)



Face-off by CHN

Period: 2

	Won	Lost
DZ	7	4
MZ	4	4
AZ	4	2
Total	15	10

Game total

	Won	Lost
DZ	6	7
MZ	7	7
AZ	4	8
Total	17	22

Game total

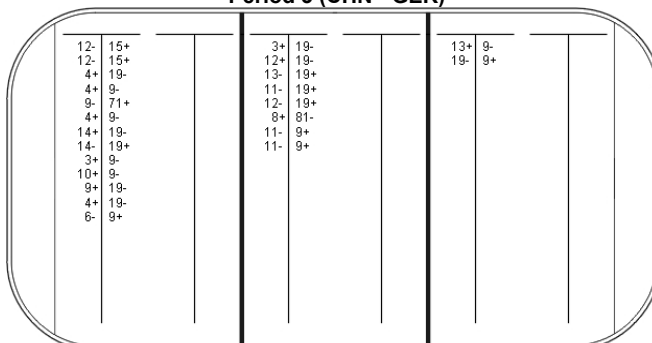
	Won	Lost
DZ	8	4
MZ	7	7
AZ	7	6
Total	22	17

Face-off by CHN

Period: 3

	Won	Lost
DZ	8	5
MZ	3	5
AZ	1	1
Total	12	11

Period 3 (CHN - GER)



Face-off by GER

Period: 3

	Won	Lost
DZ	1	1
MZ	5	3
AZ	5	8
Total	11	12

Game total

	Won	Lost
DZ	16	9
MZ	10	12
AZ	8	7
Total	34	28

Game total

	Won	Lost
DZ	7	8
MZ	12	10
AZ	9	16
Total	28	34

LEGEND

AZ Attack zone

DZ Defensive zone

MZ Middle zone



ICE HOCKEY WOMEN, PRELIMINARY ROUND, GAME 12
HOCKEY SUR GLACE DAMES, TOUR PRELIMINAIRE, MATCH 12

PEAKS SAT 16 FEB 2002 / SAM 16 FEV 2002 START TIME / DÉBUT 19:00

CAN - SWE

Referee

HIRVONEN Anu (IIHF)

Linesmen

KONSTANTINOVA Marina (IIHF), KIRSCHNER Tina (IIHF)

Goalkeepers

Team: CAN
No. Name
1 SMALL Sami Jo
33 ST-PIERRE Kim

Team: SWE
No. Name
30 MARTIN Kim
35 AHLEN Annica

Team Line-ups

Team: CAN (WHITE)		
No.	Pos.	Name
6	D	BRISSON Therese
12	F	DUPUIS Lori
16	F	HEFFORD Jayna
61	F	SUNOHARA Vicky
91	D	HEANEY Geraldine
4	D	KELLAR Becky
11	D	POUNDER Cheryl
15	F	GOYETTE Danielle
22	F	WICKENHEISER Hayley
77	F	CAMPBELL Cassie
5	D	SOSTORICS Colleen
17	F	BOTTERILL Jennifer
24	F	BECHARD Kelly
25	F	SHEWCHUK Tammy Lee
73	D	CHARTRAND Isabelle
7	F	PIPER Cherie
13	F	OUELLETTE Caroline
23	F	ANTAL Dana
Head Coach: SAUVAGEAU Daniele		

Team: SWE (BLUE)		
No.	Pos.	Name
10	F	SAMUELSSON Evelina
18	F	PETTERSSON Josefina
21	F	ELFSBERG Joa
23	D	ANDERSSON Gunilla
25	D	SJOLANDER Therese
6	D	ANDERSSON Anna
7	F	ROTH Maria
8	F	HOLST Erika
17	D	EDSTRAND Ann-Louise
19	F	ALMBLAD Lotta
9	F	VIKMAN Anna
14	F	BERGSTRAND Kristina
24	F	JANSSON Nanna
27	D	LINDBERG Ylva
29	F	LINDSTROM Ulrica
5	D	BERGGREN Emelie
11	F	LARSSON Maria
28	F	RUNDQVIST Danijela
Head Coach: YNGVE Christian		

Group A

R	Team	G	W	T	L	GF:GA	PTS
1	CAN	2	2	0	0	14 : 0	4
2	SWE	2	2	0	0	10 : 2	4
3	RUS	3	1	0	2	6 : 11	2
4	KAZ	3	0	0	3	1 : 18	0

	CAN	KAZ	RUS	SWE
CAN		7:0	7:0	16 Sat/19:00
KAZ	0:7		1:4	0:7
RUS	0:7	4:1		2:3
SWE	16 Sat/19:00	7:0	3:2	

LEGEND

EG	Emergency goalkeeper	No.	Player number	R	Rank
G	Number of games played	Pos.	Position	T	Number of games tied
GA	Goals against		D - Defense	W	Number of games won
GF	Goals for		F - Forward		
L	Number of games lost	PTS	Points		

IIHF correction of given name of linesman Konstantinova.



ICE HOCKEY WOMEN

Round	PRELIMINARY ROUND	Venue	Peaks	Date	16 Feb 2002	Start	19.00	Spectators	6306	Game no.	12
--------------	-------------------	--------------	-------	-------------	-------------	--------------	-------	-------------------	------	-----------------	----

Home team (A) (Jersey colour)		Canada (WHITE)		Goals																Penalties									
No.	Name	Pos.	L	SOG	#	Time	G	A1	A2	GS	P1	P2	P3	P4	P5	P6	N1	N2	N3	N4	N5	N6	Time	No.	Min	Offence	Start	End	
1	SMALL Sami Jo	GK		0	1	10:26	17	25	24	EQ	5	11	17	23	25	33	6	9	14	17	19	35	07:19	12	2	HO-ST	07:19	09:19	
4	KELLAR Becky	D	2	3	2	26:01	7			EQ	4	7	11	13	23	33	6	7	8	17	19	35	53:26	6	2	HO-ST	53:26	55:26	
5	SOSTORICS Colleen	D	3	0	3	29:12	17	91	16	PP1	4	16	17	25	33	91	10	21	23	25	35								
6*	BRISSON Therese	D	1	8	4	32:06	22	77	15	EQ	11	15	22	33	77	91	6	8	9	17	29	35							
7	PIPER Cherie	F	4	4	5	37:18	77	15		EQ	6	15	22	33	77	91	9	14	17	24	29	35							
11	POUNDER Cheryl	D	2	2	6	42:42	13			EQ	5	7	13	23	33	73	10	18	21	23	25	35							
12*	DUPUIS Lori	F	1	5	7	43:05	16	12		EQ	4	11	12	16	33	61	7	8	11	17	19	35							
13	OUELLETTE Caroline	F	4	2	8	46:52	12			EQ	5	12	16	33	61	73	10	18	21	23	25	35							
15	GOYETTE Danielle	F	2	2	9	55:21	61	16		EQ	5	16	33	61	91		5	9	27	29	35								
16*	HEFFORD Jayna	F	1	3	10	59:37	23	17	6	PP1	6	17	23	25	33	91	10	21	25	27	35								
17	BOTTERILL Jennifer	F	3	7	11	59:54	73	16	13	EQ	5	7	13	16	33	73	7	8	11	17	19	35							
22	WICKENHEISER Hayley	A	F	2	9																								
23	ANTAL Dana	F	4	4																									
24	BECHARD Kelly	F	3	2																									
25	SHEWCHUK Tammy Lee	F	3	5																									
33*	ST-PIERRE Kim	GK		0																									
61*	SUNOHARA Vicky	A	F	1	4																								
73	CHARTRAND Isabelle	D	3	5																									
77	CAMPBELL Cassie	C	F	2	3																								
91*	HEANEY Geraldine	D	1	2																									
Team Manager:		ROBITAILLE Gaetan		Head Coach:								SAUVAGEAU Daniele								Assistant Coach:					KOZAK Walter				

Visiting team (B) (Jersey colour)		Sweden (BLUE)		Goals																Penalties										
No.	Name	Pos.	L	SOG	#	Time	G	A1	A2	GS	P1	P2	P3	P4	P5	P6	N1	N2	N3	N4	N5	N6	Time	No.	Min	Offence	Start	End		
5	BERGGREN Emelie	D	4	0																			22:37	7	2	CROSS	22:37	24:37		
6	ANDERSSON Anna	A	D	2	0																		27:18	7	2	CROSS	27:18	29:12		
7	ROTH Maria	F	2	8																			32:41	24	2	KNEE	32:41	34:41		
8	HOLST Erika	C	F	2	2																		54:48	2	2	TOO-M	54:48	56:48		
9	VIKMAN Anna	F	3	1																			56:26	35	2	TRIP	56:26	58:26		
10*	SAMUELSSON Evelina	F	1	3																			57:37	23	10	MISC	57:37	60:00		
11	LARSSON Maria	F	4	1																			58:47	7	2	CROSS	58:47	59:37		
14	BERGSTRAND Kristina	F	3	0																										
17	EDSTRAND Ann-Louise	D	2	2																										
18*	PETTERSSON Josefina	F	1	0																										
19	ALMBLAD Lotta	F	2	2																										
21*	ELFSBERG Joa	F	1	0																										
23*	ANDERSSON Gunilla	D	1	2																										
24	JANSSON Nanna	F	3	0																										
25*	SJOLANDER Therese	D	1	0																										
27	LINDBERG Ylva	D	3	1																										
28	RUNDQVIST Danijela	F	4	0																										
29	LINDSTROM Ulrica	A	F	3	0																									
30	MARTIN Kim	GK		0																										
35*	AHLEN Annica	GK		0																										
Team Manager:		KARLSSON Lars G		Head Coach:								YNGVE Christian								Assistant Coach:					MORGER Daniel					

Game Summary		Saves					Goalkeeper Records					Goalkeeper Changes								
P	G A:B	SOG A:B	PIM A:B	PPGF A:B	SHGF A:B	GKA1	GKA2	EGA	GKB1	GKB2	EGB	GKA	MIP	GA	GKB	MIP	GA	Time	GKA	GKB
1	1:0	19:6	2:0	0:0	0:0	6	0	0	18	0	0	33	60:00	0	35	60:00	11	00:00	33	35
2	4:0	18:10	0:6	1:0	0:0	10	0	0	14	0	0							60:00	--	--
3	6:0	33:6	2:16	1:0	0:0	6	0	0	27	0	0									
OVT												Start of game: 19:00 End of game: 21:19								
GWS												Time-out A: 52:36 Time-out B:								
Total	11:0	70:22	4:22	2:0	0:0	22	0	0	59	0	0	Game Supervisor: MEREDITH Frederick								

Referee	HIRVONEN Anu	Linesman	KONSTANTINOVA M	Goal Judge	SMITH Murray	Video GJ	KOMMISSAROV Ko
Scorekeeper	SYKORA David	Linesman	KIRSCHNER Tina	Goal Judge	SMITH David	Game Timekeeper	BATEMAN Theresa
Sign. Manager B		Sign. Manager A		Sign. Scorekeeper		Sign. Referee	



ICE HOCKEY WOMEN, PRELIMINARY ROUND, GAME 12
 HOCKEY SUR GLACE DAMES, TOUR PRELIMINAIRE, MATCH 12

PEAKS SAT 16 FEB 2002 / SAM 16 FEV 2002 START TIME / DÉBUT 19:00

CAN - SWE 11-0 (1-0, 4-0, 6-0)

Spectators	Referee	Linesmen
6306	HIRVONEN Anu (IIHF)	KONSTANTINOVA Marina (IIHF), KIRSCHNER Tina (IIHF)

Team Statistics

Period	Score	SVS	SOG	PIM	TPP	PPG	SHG
1	1 : 0	6 : 18	19 : 6	2 : 0	0:00 : 2:00	0 : 0	0 : 0
2	4 : 0	10 : 14	18 : 10	0 : 6	5:54 : 0:00	1 : 0	0 : 0
3	6 : 0	6 : 27	33 : 6	2 : 16	3:50 : 1:22	1 : 0	0 : 0
Total	11 : 0	22 : 59	70 : 22	4 : 22	9:44 : 3:22	2 : 0	0 : 0

1st Period

Action	Time	ET/Res	Team	Type	No.	Name	(G) Name of Assistant(s) / Action Description
GK	00:00		CAN		33	ST-PIERRE K	
GK	00:00		SWE		35	AHLEN A	
Penalty	07:19	09:19	CAN	2 min.	12	DUPOUIS L	-Holding the stick
Goal	10:26	1:0	CAN	EQ	17	BOTTERILL J	(2) 25 SHEWCHUK TL 24 BECHARD K On ice CAN 33 5 11 17 23 25 SWE 35 6 9 14 17 19

2nd Period

Action	Time	ET/Res	Team	Type	No.	Name	(G) Name of Assistant(s) / Action Description
GK	20:00		CAN		33	ST-PIERRE K	
GK	20:00		SWE		35	AHLEN A	
Penalty	22:37	24:37	SWE	2 min.	7	ROTH M	-Cross-checking
Goal	26:01	2:0	CAN	EQ	7	PIPER C	(3) On ice CAN 33 4 7 11 13 23 SWE 35 6 7 8 17 19
Penalty	27:18	29:12	SWE	2 min.	7	ROTH M	-Cross-checking
Goal	29:12	3:0	CAN	PP1	17	BOTTERILL J	(3) 91 HEANEY G 16 HEFFORD J On ice CAN 33 4 16 17 25 91 SWE 35 10 21 23 25
Goal	32:06	4:0	CAN	EQ	22	WICKENHEISER H	(4) 77 CAMPBELL C 15 GOYETTE D On ice CAN 33 11 15 22 77 91 SWE 35 6 8 9 17 29
Penalty	32:41	34:41	SWE	2 min.	24	JANSSON N	-Kneeing
Goal	37:18	5:0	CAN	EQ	77	CAMPBELL C	(1) 15 GOYETTE D On ice CAN 33 6 15 22 77 91 SWE 35 9 14 17 24 29



3rd Period

Action	Time	ET/Res	Team	Type	No.	Name	(G)	Name of Assistant(s) / Action Description
GK	40:00		CAN		33	ST-PIERRE K		
GK	40:00		SWE		35	AHLEN A		
Goal	42:42	6:0	CAN	EQ	13	OUELLETTE C	(1)	On ice CAN 33 5 7 13 23 73 SWE 35 10 18 21 23 25
Goal	43:05	7:0	CAN	EQ	16	HEFFORD J	(1) 12 DUPUIS L	On ice CAN 33 4 11 12 16 61 SWE 35 7 8 11 17 19
Goal	46:52	8:0	CAN	EQ	12	DUPUIS L	(1)	On ice CAN 33 5 12 16 61 73 SWE 35 10 18 21 23 25
Penalty	53:26	55:26	CAN	2 min.	6	BRISSON T		-Holding the stick
Penalty	54:48	56:48	SWE	2 min.	-	Team penalty		-Too many players on the ice
Goal	55:21	9:0	CAN	EQ	61	SUNOHARA V	(3) 16 HEFFORD J	On ice CAN 33 5 16 61 91 SWE 35 5 9 27 29
Penalty	56:26	58:26	SWE	2 min.	35	AHLEN A		-Tripping
Penalty	57:37	60:00	SWE	10 min.	23	ANDERSSON G		-Misconduct Penalty
Penalty	58:47	59:37	SWE	2 min.	7	ROTH M		-Cross-checking
Goal	59:37	10:0	CAN	PP1	23	ANTAL D	(2) 17 BOTTERILL J 6 BRISSON T	On ice CAN 33 6 17 23 25 91 SWE 35 10 21 25 27
Goal	59:54	11:0	CAN	EQ	73	CHARTRAND I	(2) 16 HEFFORD J 13 OUELLETTE C	On ice CAN 33 5 7 13 16 73 SWE 35 7 8 11 17 19

Goalkeeper Records

Team: CAN - Canada			
No.	Goalkeepers	SOG	SVS
33	ST-PIERRE Kim	22	22
1	SMALL Sami Jo	0	0

Team: SWE - Sweden			
No.	Goalkeepers	SOG	SVS
35	AHLEN Annica	70	59
30	MARTIN Kim	0	0

Shots & Plus-Minus

Team: CAN - Canada								
No.	Pos.	Player	1	2	3	OT	TS	+/-
6	D	BRISSON Therese	2	2	4	0	8	1
12	F	DUPUIS Lori	0	0	5	0	5	2
16	F	HEFFORD Jayna	0	1	2	0	3	4
61	F	SUNOHARA Vicky	1	0	3	0	4	3
91	D	HEANEY Geraldine	1	0	1	0	2	3
4	D	KELLAR Becky	1	1	1	0	3	2
11	D	POUNDER Cheryl	0	1	1	0	2	4
15	F	GOYETTE Danielle	0	1	1	0	2	2
22	F	WICKENHEISER Hayley	3	4	2	0	9	2
77	F	CAMPBELL Cassie	0	2	1	0	3	2
5	D	SOSTORICS Colleen	0	0	0	0	0	5
17	F	BOTTERILL Jennifer	3	3	1	0	7	1
24	F	BECHARD Kelly	1	0	1	0	2	0
25	F	SHEWCHUK Tammy Lee	3	0	2	0	5	1
73	D	CHARTRAND Isabelle	3	1	1	0	5	3
7	F	PIPER Cherie	1	2	1	0	4	3
13	F	OUELLETTE Caroline	0	0	2	0	2	3
23	F	ANTAL Dana	0	0	4	0	4	3
TOTALS			19	18	33	0	70	
Head Coach: SAUVAGEAU Daniele								

Team: SWE - Sweden								
No.	Pos.	Player	1	2	3	OT	TS	+/-
10	F	SAMUELSSON Evelina	0	2	1	0	3	-2
18	F	PETTERSSON Josefina	0	0	0	0	0	-2
21	F	ELFSBERG Joa	0	0	0	0	0	-2
23	D	ANDERSSON Gunilla	2	0	0	0	2	-2
25	D	SJOLANDER Therese	0	0	0	0	0	-2
6	D	ANDERSSON Anna	0	0	0	0	0	-3
7	F	ROTH Maria	3	3	2	0	8	-3
8	F	HOLST Erika	1	1	0	0	2	-4
17	D	EDSTRAND Ann-Louise	0	1	1	0	2	-6
19	F	ALMBLAD Lotta	0	2	0	0	2	-4
9	F	VIKMAN Anna	0	1	0	0	1	-4
14	F	BERGSTRAND Kristina	0	0	0	0	0	-2
24	F	JANSSON Nanna	0	0	0	0	0	-1
27	D	LINDBERG Ylva	0	0	1	0	1	-1
29	F	LINDSTROM Ulrica	0	0	0	0	0	-3
5	D	BERGGREN Emelie	0	0	0	0	0	-1
11	F	LARSSON Maria	0	0	1	0	1	-2
28	F	RUNDQVIST Danijela	0	0	0	0	0	0
TOTALS			6	10	6	0	22	
Head Coach: YNGVE Christian								

Group A

R	Team	GP	W	T	L	GF:GA	PTS
1	CAN	3	3	0	0	25:0	6
2	SWE	3	2	0	1	10:13	4
3	RUS	3	1	0	2	6:11	2
4	KAZ	3	0	0	3	1:18	0

	CAN	KAZ	RUS	SWE
CAN		7:0	7:0	11:0
KAZ	0:7		1:4	0:7
RUS	0:7	4:1		2:3
SWE	0:11	7:0	3:2	



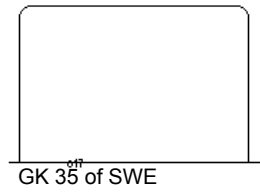
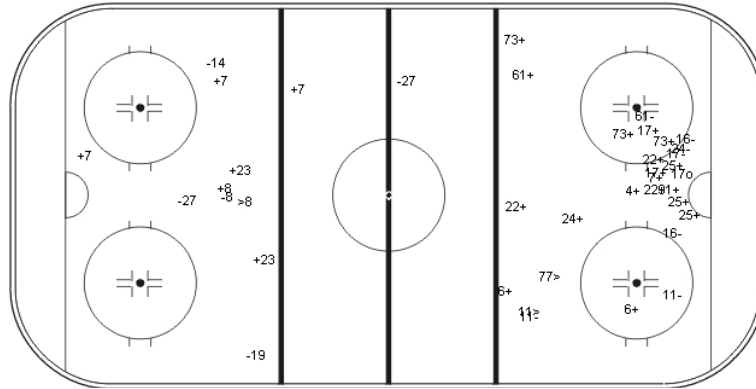

LEGEND			
ET/Res	Penalty end time/Result of game	OT	Overtime
ENG	Empty net goal	Pen.	Penalty
EQ	Equal strength	PIM	Penalties in minutes
(G)	Number of goals in tournament	Pos.	Position
GA	Goals against		D - Defense
GF	Goals for		F - Forward
GK	Goalkeeper	PP1	Power play - 1 player
GP	Number of games played	PP2	Power play - 2 players
GWS	Game winning shot	PPG	Power play goals
L	Number of games lost	PS	Penalty shot
No.	Player number	PTS	Points
+/-	Net result of positive and negative participation	SH1	Shorthanded - 1 player
		SH2	Shorthanded - 2 players
		SHG	Shorthanded goals
		SOG	Shots on goal
		SSG	Shots saved by goalkeeper
		SVS	Saves
		T	Number of games tied
		TS	Total shots by player
		TPP	Time on power play
		W	Number of games won



ICE HOCKEY WOMEN, PRELIMINARY ROUND, GAME 12
 HOCKEY SUR GLACE DAMES, TOUR PRELIMINAIRE, MATCH 12

PEAKS SAT 16 FEB 2002 / SAM 16 FEV 2002 START TIME / DÉBUT 19:00

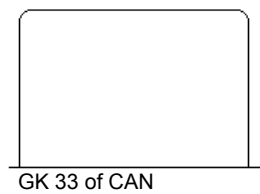
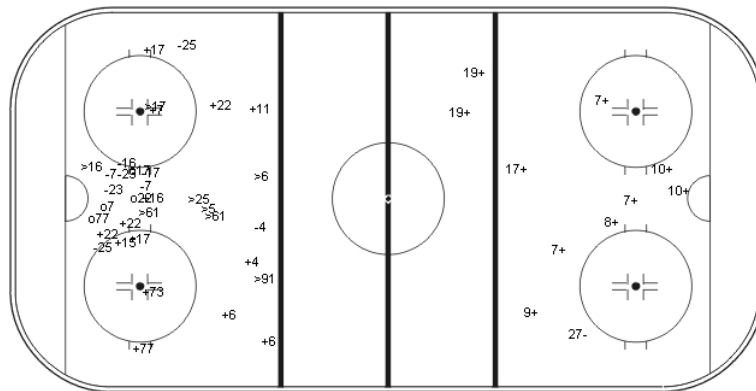
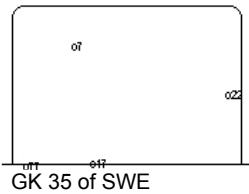
CAN - SWE



Shots by SWE
 Goals (o): 0 SSG(+): 6
 SSP(<): 1 SPG(-): 5

Period: 1

Shots by CAN
 Goals (o): 1 SSG(+): 18
 SSP(>): 2 SPG(-): 7



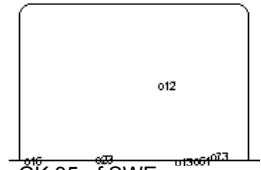
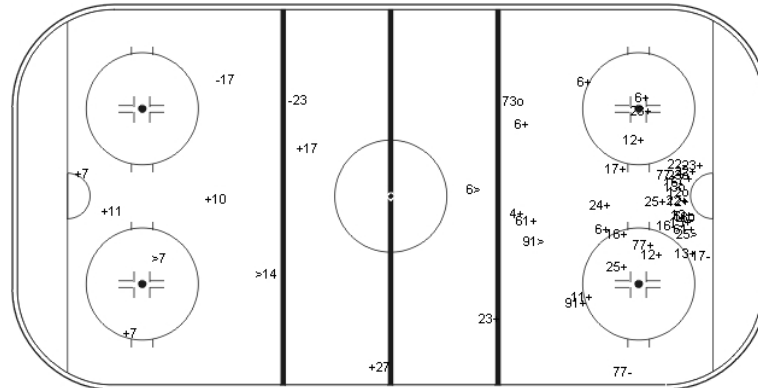
Shots by CAN
 Goals (o): 4 SSG(+): 14
 SSP(<): 8 SPG(-): 9

Period: 2

Shots by SWE
 Goals (o): 0 SSG(+): 10
 SSP(>): 0 SPG(-): 1



GK 33 of CAN



Shots by SWE
 Goals (0): 0 SSG(+): 6
 SSP(<): 2 SPG(-): 2

Period: 3

Shots by CAN
 Goals (0): 6 SSG(+): 27
 SSP(>): 3 SPG(-): 6

LEGEND

ENG Empty net goal
GK Goalkeeper

SPG Shots past goal
SSG Shots saved by goalkeeper

SSP Shots saved by player



ICE HOCKEY WOMEN, PRELIMINARY ROUND, GAME 12
HOCKEY SUR GLACE DAMES, TOUR PRELIMINAIRE, MATCH 12

PEAKS SAT 16 FEB 2002 / SAM 16 FEV 2002 START TIME / DÉBUT 19:00


CAN - SWE

Face-off by CAN

Period: 1

	Won	Lost
DZ	3	5
MZ	4	5
AZ	5	5
Total	12	15

Period 1 (CAN - SWE)



Face-off by SWE

Period: 1

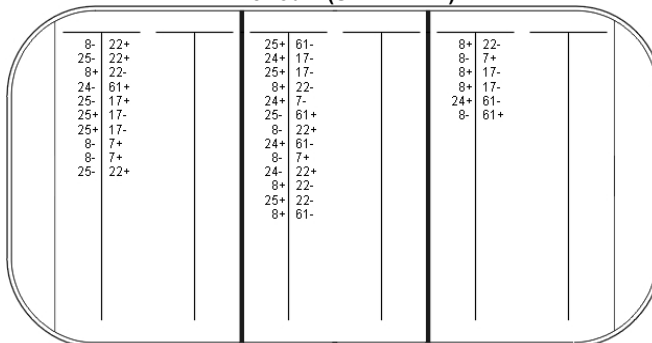
	Won	Lost
DZ	5	5
MZ	5	4
AZ	5	3
Total	15	12

Face-off by SWE

Period: 2

	Won	Lost
DZ	3	7
MZ	9	4
AZ	4	2
Total	16	13

Period 2 (SWE - CAN)



Face-off by CAN

Period: 2

	Won	Lost
DZ	2	4
MZ	4	9
AZ	7	3
Total	13	16

Game total

	Won	Lost
DZ	8	12
MZ	14	8
AZ	9	5
Total	31	25

Game total

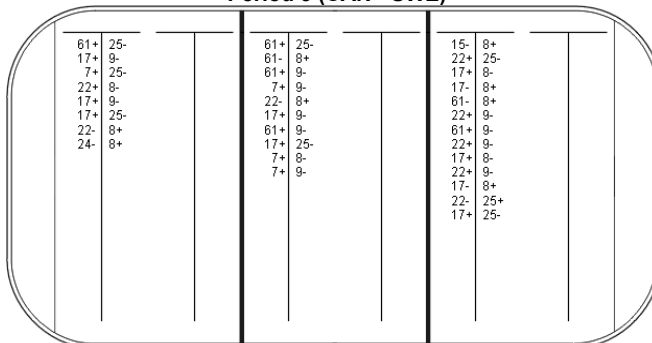
	Won	Lost
DZ	5	9
MZ	8	14
AZ	12	8
Total	25	31

Face-off by CAN

Period: 3

	Won	Lost
DZ	6	2
MZ	8	2
AZ	8	5
Total	22	9

Period 3 (CAN - SWE)



Face-off by SWE

Period: 3

	Won	Lost
DZ	5	8
MZ	2	8
AZ	2	6
Total	9	22

Game total

	Won	Lost
DZ	11	11
MZ	16	16
AZ	20	13
Total	47	40

Game total

	Won	Lost
DZ	13	20
MZ	16	16
AZ	11	11
Total	40	47

LEGEND

AZ	Attack zone	DZ	Defensive zone	MZ	Middle zone
-----------	-------------	-----------	----------------	-----------	-------------



ICE HOCKEY WOMEN, PLAY-OFF, GAME 13
HOCKEY SUR GLACE DAMES, PHASE FINALE, MATCH 13

PEAKS SUN 17 FEB 2002 / DIM 17 FEV 2002 START TIME / DÉBUT 14:00

RUS - CHN

Referee

Linesmen

VANDERHORST Laura (IIHF)

KIRSCHNER Tina (IIHF), LISCHETTI Sandra (IIHF)

Goalkeepers

Team: RUS

No. Name

20 GASHENNIKOVA Irina
30 VOTINTSEVA Irina

Team: CHN

No. Name

1 JIANG Limei
20 GUO Hong

Team Line-ups

Team: RUS (RED)

No. Pos. Name

3	D	PETROVSKAIA Kristina
18	F	TSAREVA Tatiana
25	F	PACHKEVITCH Ekaterina
28	F	TRETYAKOVA Oxana
29	D	SHCHELCHKOVA Zhanna
4	D	KHOMITCH Alena
7	D	BOBROVA Elena
17	F	SMOLENTSEVA Ekaterina
21	F	TREFILOVA Svetlana
23	F	BURINA Tatiana
10	F	MISHINA Larisa
15	D	PERMYAKOVA Olga
22	F	TERENTIEVA Svetlana
26	D	SAVENKOVA Olga
27	F	BIALKOVSKAIA Elena
2	D	BARYKINA Maria
11	F	SOTNIKOVA Tatiana
12	F	GLADYCHEVA Ioulia

Head Coach: DOLGUSHIN Viacheslav

Team: CHN (WHITE)

No. Pos. Name

3	F	LIU Hongmei
4	D	LI Xuan
9	D	SANG Hong
13	F	ZHANG Jing
14	F	SUN Rui
6	D	LU Yan
8	F	YANG Xiuqing
10	D	CHEN Jing
11	F	HU Chunrong
19	F	WANG Linuo
2	D	WANG Ying
7	D	XU Lei
12	F	JIN Fengling
15	F	LIU Yanhui
18	F	MA Xiaojun
21	D	GUAN Weinan
22	F	DAI Qiuwa
24	D	SHEN Tiantian

Head Coach: YAO Naifeng

LEGEND

EG	Emergency goalkeeper	No.	Player number	R	Rank
G	Number of games played	Pos.	Position	T	Number of games tied
GA	Goals against		D - Defense	W	Number of games won
GF	Goals for		F - Forward		
L	Number of games lost	PTS	Points		



ICE HOCKEY WOMEN

Round	PLAY-OFF	Venue	Peaks	Date	17 Feb 2002	Start	14.00	Spectators	5719	Game no.	13
--------------	----------	--------------	-------	-------------	-------------	--------------	-------	-------------------	------	-----------------	----

Home team (A) (Jersey colour)		Russia (RED)		Goals																	Penalties							
No.	Name	Pos.	L	SOG	#	Time	G	A1	A2	GS	P1	P2	P3	P4	P5	P6	N1	N2	N3	N4	N5	N6	Time	No.	Min	Offence	Start	End
2	BARYKINA Maria	A	D	4	1	22:07	10	27		EQ	10	15	20	22	26	27	2	7	12	15	18	20	08:25	15	2	HOOK	08:25	10:25
3*	PETROVSKAJA Kristina	D	1	2	2	24:29	25	29		PP1	2	3	18	20	25	29	8	10	11	19	20		12:33	21	2	HOOK	12:33	14:33
4	KHOMITCH Alena	D	2	1	3	24:49	23	17	21	EQ	2	4	17	20	21	23	2	7	12	15	18	20	28:54	2	2	BD-CK	28:54	30:54
7	BOBROVA Elena	D	2	1	4	52:05	18	25		PP1	3	7	18	20	25	29	6	8	10	19	20		29:18	26	2	SLASH	29:18	31:18
10	MISHINA Larisa	F	3	5																			45:36	22	2	TRIP	45:36	47:36
11	SOTNIKOVA Tatiana	F	4	1																			52:35	21	2	TRIP	52:35	54:35
12	GLADYCHEVA Ioulia	F	4	0																			53:09	26	2	INTRF	53:09	55:09
15	PERMYAKOVA Olga	D	3	4																								
17	SMOLENTSEVA Ekaterina	F	2	1																								
18*	TSAREVA Tatiana	F	1	6																								
20*	GASHENNIKOVA Irina	GK		0																								
21	TREFILOVA Svetlana	F	2	2																								
22	TERENTIEVA Svetlana	F	3	2																								
23	BURINA Tatiana	F	2	5																								
25*	PACHKEVITCH Ekaterina	A	F	1	4																							
26	SAVENKOVA Olga	D	3	2																								
27	BIALKOVSKAJA Elena	F	3	2																								
28*	TRETYAKOVA Oxana	F	1	0																								
29*	SHCHELCHKOVA Zhanna	C	D	1	2																							
30	VOTINTSEVA Irina	GK		0																								
Team Manager:		TUZIK Igor		Head Coach: DOLGUSHIN Viacheslav																	Assistant Coach: ANISSIMOV Andrey							

Visiting team (B) (Jersey colour)		China (WHITE)		Goals																	Penalties								
No.	Name	Pos.	L	SOG	#	Time	G	A1	A2	GS	P1	P2	P3	P4	P5	P6	N1	N2	N3	N4	N5	N6	Time	No.	Min	Offence	Start	End	
1	JIANG Limei	GK		0	1	01:12	8			EQ	2	6	8	10	19	20	2	4	17	20	21	23	03:54	7	2	HOLD	03:54	05:54	
2	WANG Ying	D	3	0																				19:53	8	2	BD-CK	19:53	21:53
3*	LIU Hongmei	C	F	1	6																			23:22	6	2	HOOK	23:22	24:29
4*	LI Xuan	D	1	2																				34:02	4	2	SLASH	34:02	36:02
6	LU Yan	D	2	0																				40:56	8	10	MISC	40:56	50:56
7	XU Lei	D	3	2																				42:48	10	2	TRIP	42:48	44:48
8	YANG Xiuqing	F	2	1																				52:01	15	2	INTRF	52:01	52:05
9*	SANG Hong	D	1	2																				59:28	11	2	BD-CK	59:28	60:00
10	CHEN Jing	D	2	1																									
11	HU Chunrong	A	F	2	4																								
12	JIN Fengling	F	3	3																									
13*	ZHANG Jing	A	F	1	0																								
14*	SUN Rui	F	1	3																									
15	LIU Yanhui	F	3	1																									
18	MA Xiaojun	F	3	3																									
19	WANG Linuo	F	2	3																									
20*	GUO Hong	GK		0																									
21	GUAN Weinan	D	4	0																									
22	DAI Qiuwa	F	4	0																									
24	SHEN Tiantian	D	4	0																									
Team Manager:		YU Zaizhou		Head Coach: YAO Naifeng																	Assistant Coach: WANG Fuquan								

Game Summary		Saves					Goalkeeper Records					Goalkeeper Changes								
P	G A:B	SOG A:B	PIM A:B	PPGF A:B	SHGF A:B	GKA1	GKA2	EGA	GKB1	GKB2	EGB	GKA	MIP	GA	GKB	MIP	GA	Time	GKA	GKB
1	0:1	12:12	4:4	0:0	0:0	11	0	0	12	0	0	20	60:00	1	20	60:00	4	00:00	20	20
2	3:0	11:9	4:4	1:0	0:0	9	0	0	8	0	0							60:00	--	--
3	1:0	18:10	6:16	1:0	0:0	10	0	0	17	0	0									
OVT												Start of game: 14:00			End of game: 16:00					
GWS												Time-out A:			Time-out B:					
Total	4:1	41:31	14:24	2:0	0:0	30	0	0	37	0	0	Game Supervisor: VAN RIJSWIJK Robert								

Referee	VANDERHORST La	Linesman	KIRSCHNER Tina	Goal Judge	BAIRD Gerry	Video GJ	OKOLICANY Juraj
Scorekeeper	SOUTTER Dave	Linesman	LISCHEITTI Sandra	Goal Judge	GALLENI Robert	Game Timekeeper	ZITO Robert
Sign. Manager B		Sign. Manager A		Sign. Scorekeeper		Sign. Referee	



ICE HOCKEY WOMEN, PLAY-OFF, GAME 13
HOCKEY SUR GLACE DAMES, PHASE FINALE, MATCH 13

PEAKS SUN 17 FEB 2002 / DIM 17 FEV 2002 START TIME / DÉBUT 14:00

RUS - CHN 4-1 (0-1, 3-0, 1-0)

Spectators	Referee	Linesmen
5719	VANDERHORST Laura (IIHF)	KIRSCHNER Tina (IIHF), LISCHETTI Sandra (IIHF)

Team Statistics

Period	Score	SVS	SOG	PIM	TPP	PPG	SHG
1	0 : 1	11 : 12	12 : 12	4 : 4	2:07 : 4:00	0 : 0	0 : 0
2	3 : 0	9 : 8	11 : 9	4 : 4	5:00 : 2:24	1 : 0	0 : 0
3	1 : 0	10 : 17	18 : 10	6 : 16	2:36 : 4:34	1 : 0	0 : 0
Total	4 : 1	30 : 37	41 : 31	14 : 24	9:43 : 10:58	2 : 0	0 : 0

1st Period

Action	Time	ET/Res	Team	Type	No.	Name	(G) Name of Assistant(s) / Action Description
GK	00:00		RUS		20	GASHENNIKOVA I	
GK	00:00		CHN		20	GUO H	
Goal	01:12	0:1	CHN	EQ	8	YANG X	(2) On ice RUS 20 2 4 17 21 23 CHN 20 2 6 8 10 19
Penalty	03:54	05:54	CHN	2 min.	7	XU L	-Holding
Penalty	08:25	10:25	RUS	2 min.	15	PERMYAKOVA O	-Hooking
Penalty	12:33	14:33	RUS	2 min.	21	TREFILOVA S	-Hooking
Penalty	19:53	21:53	CHN	2 min.	8	YANG X	-Body Checking

2nd Period

Action	Time	ET/Res	Team	Type	No.	Name	(G) Name of Assistant(s) / Action Description
GK	20:00		RUS		20	GASHENNIKOVA I	
GK	20:00		CHN		20	GUO H	
Goal	22:07	1:1	RUS	EQ	10	MISHINA L	(2) 27 BIALKOVSKAIA E On ice RUS 20 10 15 22 26 27 CHN 20 2 7 12 15 18
Penalty	23:22	24:29	CHN	2 min.	6	LU Y	-Hooking
Goal	24:29	2:1	RUS	PP1	25	PACHKEVITCH E	(3) 29 SHCHELCHKOVA Z On ice RUS 20 2 3 18 25 29 CHN 20 8 10 11 19
Goal	24:49	3:1	RUS	EQ	23	BURINA T	(2) 17 SMOLENTSEVA E On ice RUS 20 2 4 17 21 23 21 TREFILOVA S CHN 20 2 7 12 15 18
Penalty	28:54	30:54	RUS	2 min.	2	BARYKINA M	-Body Checking
Penalty	29:18	31:18	RUS	2 min.	26	SAVENKOVA O	-Slashing
Penalty	34:02	36:02	CHN	2 min.	4	LI X	-Slashing

3rd Period

Action	Time	ET/Res	Team	Type	No.	Name	(G) Name of Assistant(s) / Action Description
GK	40:00		RUS		20	GASHENNIKOVA I	
GK	40:00		CHN		20	GUO H	
Penalty	40:56	50:56	CHN	10 min.	8	YANG X	-Misconduct Penalty
Penalty	42:48	44:48	CHN	2 min.	10	CHEN J	-Tripping
Penalty	45:36	47:36	RUS	2 min.	22	TERENTIEVA S	-Tripping
Penalty	52:01	52:05	CHN	2 min.	15	LIU Y	-Interference
Goal	52:05	4:1	RUS	PP1	18	TSAREVA T	(2) 25 PACHKEVITCH E On ice RUS 20 3 7 18 25 29 CHN 20 6 8 10 19
Penalty	52:35	54:35	RUS	2 min.	21	TREFILOVA S	-Tripping
Penalty	53:09	55:09	RUS	2 min.	26	SAVENKOVA O	-Interference
Penalty	59:28	60:00	CHN	2 min.	11	HU C	-Body Checking



Goalkeeper Records

Team: RUS - Russia			
No.	Goalkeepers	SOG	SVS
20	GASHENNIKOVA Irina	31	30
30	VOTINTSEVA Irina	0	0

Team: CHN - China			
No.	Goalkeepers	SOG	SVS
20	GUO Hong	41	37
	JIANG Limei	0	

Shots & Plus-Minus

Team: RUS - Russia								
No.	Pos.	Player	1	2	3	OT	TS	+/-
3	D	PETROVSKAIA Kristina	0	0	2	0	2	0
18	F	TSAREVA Tatiana	3	1	2	0	6	0
25	F	PACHKEVITCH Ekaterina	2	2	0	0	4	0
28	F	TRETYAKOVA Oxana	0	0	0	0	0	0
29	D	SHCHELCHKOVA Zhanna	0	1	1	0	2	0
4	D	KHOMITCH Alena	1	0	0	0	1	0
7	D	BOBROVA Elena	0	0	1	0	1	0
17	F	SMOLENTSEVA Ekaterina	0	0	1	0	1	0
21	F	TREFILOVA Svetlana	0	0	2	0	2	0
23	F	BURINA Tatiana	2	1	2	0	5	0
10	F	MISHINA Larisa	1	3	1	0	5	1
15	D	PERMYAKOVA Olga	0	1	3	0	4	1
22	F	TERENTIEVA Svetlana	1	0	1	0	2	1
26	D	SAVENKOVA Olga	0	0	2	0	2	1
27	F	BIALKOVSKAIA Elena	1	1	0	0	2	1
2	D	BARYKINA Maria	1	0	0	0	1	0
11	F	SOTNIKOVA Tatiana	0	1	0	0	1	0
12	F	GLADYCHEVA Ioulia	0	0	0	0	0	0
TOTALS			12	11	18	0	41	
Head Coach: DOLGUSHIN Viacheslav								

Team: CHN - China								
No.	Pos.	Player	1	2	3	OT	TS	+/-
3	F	LIU Hongmei	4	1	1	0	6	0
4	D	LI Xuan	2	0	0	0	2	0
9	D	SANG Hong	0	1	1	0	2	0
13	F	ZHANG Jing	0	0	0	0	0	0
14	F	SUN Rui	0	2	1	0	3	0
6	D	LU Yan	0	0	0	0	0	1
8	F	YANG Xiuqing	1	0	0	0	1	1
10	D	CHEN Jing	0	0	1	0	1	1
11	F	HU Chunrong	1	2	1	0	4	0
19	F	WANG Linuo	2	0	1	0	3	1
2	D	WANG Ying	0	0	0	0	0	-1
7	D	XU Lei	0	0	2	0	2	-2
12	F	JIN Fengling	1	1	1	0	3	-2
15	F	LIU Yanhui	0	0	1	0	1	-2
18	F	MA Xiaojun	1	2	0	0	3	-2
21	D	GUAN Weinan	0	0	0	0	0	0
22	F	DAI Qiuwa	0	0	0	0	0	0
24	D	SHEN Tiantian	0	0	0	0	0	0
TOTALS			12	9	10	0	31	
Head Coach: YAO Naifeng								

LEGEND

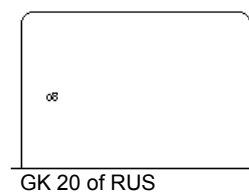
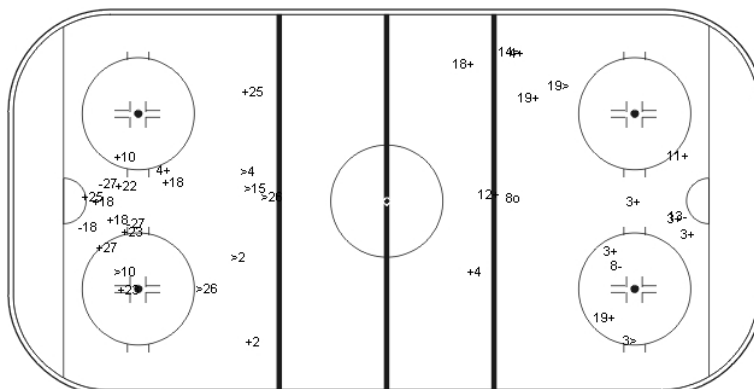
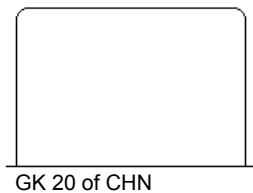
ET/Res	Penalty end time/Result of game	OT	Overtime	SH1	Shorthanded - 1 player
ENG	Empty net goal	Pen.	Penalty	SH2	Shorthanded - 2 players
EQ	Equal strength	PIM	Penalties in minutes	SHG	Shorthanded goals
(G)	Number of goals in tournament	Pos.	Position	SOG	Shots on goal
GA	Goals against		D - Defense	SSG	Shots saved by goalkeeper
GF	Goals for		F - Forward	SVS	Saves
GK	Goalkeeper	PP1	Power play - 1 player	T	Number of games tied
GP	Number of games played	PP2	Power play - 2 players	TS	Total shots by player
GWS	Game winning shot	PPG	Power play goals	TPP	Time on power play
L	Number of games lost	PS	Penalty shot	W	Number of games won
No.	Player number	PTS	Points		
+/-	Net result of positive and negative participation				



ICE HOCKEY WOMEN, PLAY-OFF, GAME 13
 HOCKEY SUR GLACE DAMES, PHASE FINALE, MATCH 13

PEAKS SUN 17 FEB 2002 / DIM 17 FEV 2002 START TIME / DÉBUT 14:00

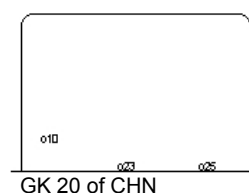
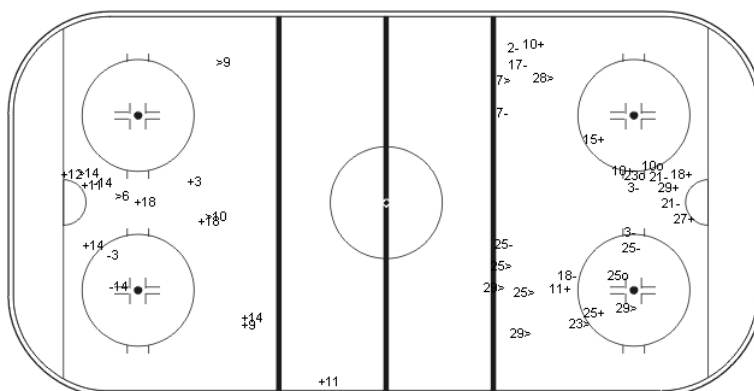
RUS - CHN



Shots by RUS
 Goals (o): 0 SSG(+): 12
 SSP(<): 6 SPG(-): 3

Period: 1

Shots by CHN
 Goals (o): 1 SSG(+): 11
 SSP(>): 3 SPG(-): 2



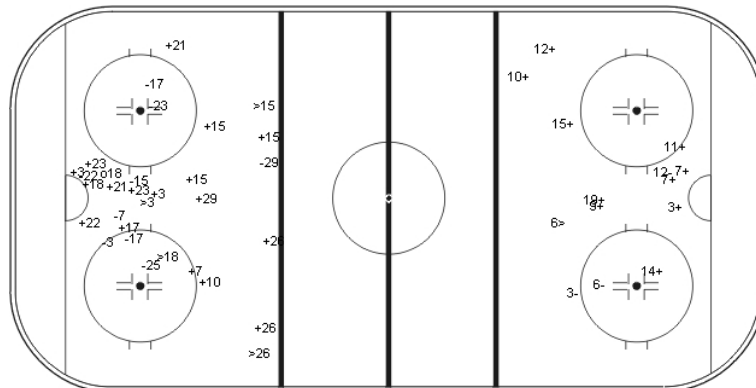
Shots by CHN
 Goals (o): 0 SSG(+): 9
 SSP(<): 4 SPG(-): 3

Period: 2

Shots by RUS
 Goals (o): 3 SSG(+): 8
 SSP(>): 8 SPG(-): 10



GK 20 of CHN



GK 20 of RUS

Shots by RUS
 Goals (0): 1 SSG(+): 17
 SSP(<): 4 SPG(-): 9

Period: 3

Shots by CHN
 Goals (0): 0 SSG(+): 10
 SSP(>): 1 SPG(-): 3

LEGEND

ENG Empty net goal
GK Goalkeeper

SPG Shots past goal
SSG Shots saved by goalkeeper

SSP Shots saved by player



ICE HOCKEY WOMEN, PLAY-OFF, GAME 13
 HOCKEY SUR GLACE DAMES, PHASE FINALE, MATCH 13

PEAKS SUN 17 FEB 2002 / DIM 17 FEV 2002 START TIME / DÉBUT 14:00


RUS - CHN

Face-off by CHN

Period: 1

	Won	Lost
DZ	6	5
MZ	3	4
AZ	3	2
Total	12	11

Period 1 (CHN - RUS)



Face-off by RUS

Period: 1

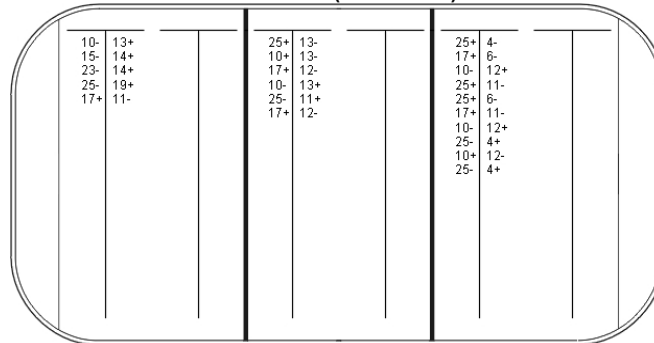
	Won	Lost
DZ	2	3
MZ	4	3
AZ	5	6
Total	11	12

Face-off by RUS

Period: 2

	Won	Lost
DZ	1	4
MZ	4	2
AZ	6	4
Total	11	10

Period 2 (RUS - CHN)



Face-off by CHN

Period: 2

	Won	Lost
DZ	4	6
MZ	2	4
AZ	4	1
Total	10	11

Game total

	Won	Lost
DZ	3	7
MZ	8	5
AZ	11	10
Total	22	22

Game total


	Won	Lost
DZ	10	11
MZ	5	8
AZ	7	3
Total	22	22

Face-off by CHN

Period: 3

	Won	Lost
DZ	4	4
MZ	1	4
AZ	3	2
Total	8	10

Period 3 (CHN - RUS)



Face-off by RUS

Period: 3

	Won	Lost
DZ	2	3
MZ	4	1
AZ	4	4
Total	10	8

Game total

	Won	Lost
DZ	14	15
MZ	6	12
AZ	10	5
Total	30	32

Game total

	Won	Lost
DZ	5	10
MZ	12	6
AZ	15	14
Total	32	30

LEGEND

AZ Attack zone

DZ Defensive zone

MZ Middle zone



ICE HOCKEY WOMEN, PLAY-OFF, GAME 14
HOCKEY SUR GLACE DAMES, PHASE FINALE, MATCH 14

E CENTER SUN 17 FEB 2002 / DIM 17 FEV 2002 START TIME / DÉBUT 21:00

GER - KAZ

Referee

KNIGHT Krista (IIHF)

Linesmen

KONSTANTINOVA Marina (IIHF), MACKENZIE Megan (IIHF)

Goalkeepers

Team: GER	
No.	Name
13	WARTOSCH-KURTEN Step.
22	THYSEN Esther

Team: KAZ	
No.	Name
1	AKIMBETYEVA Anna
33	TRUNOVA Natalya

Team Line-ups

Team: GER (WHITE)		
No.	Pos.	Name
19	F	OSWALD Christina
20	D	LINDE Nina
21	F	LANZL Michaela
44	D	SCHRECKENBACH Jana
81	F	BECKER Maritta
8	D	ZIEGENHALS Nina
9	F	WOLF Raffi
25	D	RUCKAUER Sabine
54	F	VALENTI Maren
66	F	EVERS Bettina
14	F	SCHEYTT Anja
23	D	KRUCK Sabrina
24	F	FRUHWIRT Stephanie
69	D	KINZA Sandra
71	F	WIERSCHER Julia
15	F	RITTER Nina
17	F	REINDL Franziska
29	F	GRUNDMANN Claudia
Head Coach: NITTEL Rainer		

Team: KAZ (BLUE)		
No.	Pos.	Name
9	D	POTAPOVA Olga
11	F	LOSYEVA Nadezhda
12	D	ADYYEVA Viktoriya
19	F	YAKOVCHUK Natalya
29	F	VASSINA Svetlana
2	D	ASSONOVA Antonida
4	D	TAIKEVICH Oksana
17	F	KRYUKOVA Olga
23	F	MALTSEVA Yekaterina
27	F	MALTSEVA Svetlana
5	F	KHLYZOVA Tatyana
10	F	SHELMAISTER Yelena
14	F	DIKAMBAYEVA Dinara
16	D	KONYSHEVA Olga
21	D	SAZONOVA Viktoriya
6	F	VAFINA Lyubov
7	F	ALEXEYEVA Lyubov
30	F	SOLOVYEVA Yuliya
Head Coach: MALTSEV Alexandr		

LEGEND

EG	Emergency goalkeeper	No.	Player number	R	Rank
G	Number of games played	Pos.	Position	T	Number of games tied
GA	Goals against		D - Defense	W	Number of games won
GF	Goals for		F - Forward		
L	Number of games lost	PTS	Points		



ICE HOCKEY WOMEN

Round	PLAY-OFF	Venue	E Center	Date	17 Feb 2002	Start	21.00	Spectators	7773	Game no.	14
--------------	----------	--------------	----------	-------------	-------------	--------------	-------	-------------------	------	-----------------	----

Home team (A) (Jersey colour)		Germany (WHITE)		Goals																Penalties														
No.	Name	Pos.	L	SOG	#	Time	G	A1	A2	GS	P1	P2	P3	P4	P5	P6	N1	N2	N3	N4	N5	N6	Time	No.	Min	Offence	Start	End						
8	ZIEGENHALS Nina	D	2	0	1	15:27	21	19	81	EQ	13	19	21	25	44	81	5	9	10	12	14	33	05:18	21	2	BD-CK	05:18	07:18						
9	WOLF Raffi	F	2	2	2	22:21	29	14		EQ	13	14	15	20	29	44	4	9	10	23	29	33	12:07	44	2	TRIP	12:07	14:07						
13*	WARTOSCH-KURTEN Step.	GK		0	3	24:49	81			SH1	13	23	66	69	81		9	11	12	19	29	33	22:27	81	2	BD-CK	22:27	24:27						
14	SCHEYTT Anja	F	3	1	4	35:50	81	8	21	PP1	8	13	19	21	25	81	4	9	17	27	33	23:52	8	2	CROSS	23:52	25:52							
15	RITTER Nina	F	4	0																			42:53	17	2	BD-CK	42:53	44:53						
17	REINDL Franziska	F	4	0																			52:28	24	2	ELBOW	52:28	54:28						
19*	OSWALD Christina	C	F	1	3																		58:52	9	2	ROUGH	58:52	60:00						
20*	LINDE Nina	D	1	0																			59:12	24	2	CROSS	59:12	60:00						
21*	LANZL Michaela	F	1	3																														
22	THYSSEN Esther	GK		0																														
23	KRUCK Sabrina	D	3	0																														
24	FRUHWIRT Stephanie	F	3	0																														
25	RUCKAUER Sabine	D	2	0																														
29	GRUNDMANN Claudia	F	4	2																														
44*	SCHRECKENBACH Jana	D	1	2																														
54	VALENTI Maren	A	F	2	3																													
66	EVERS Bettina	F	2	1																														
69	KINZA Sandra	D	3	2																														
71	WIERSCHER Julia	A	F	3	0																													
81*	BECKER Maritta	F	1	2																														
Team Manager:		PFUHL Michael		Head Coach:																NITTEL Rainer					Assistant Coach:					HOJA Ralf				

Visiting team (B) (Jersey colour)		Kazakhstan (BLUE)		Goals																Penalties														
No.	Name	Pos.	L	SOG	#	Time	G	A1	A2	GS	P1	P2	P3	P4	P5	P6	N1	N2	N3	N4	N5	N6	Time	No.	Min	Offence	Start	End						
1	AKIMBETYEVA Anna	GK		0																			34:25	12	2	TRIP	34:25	35:50						
2	ASSONOVA Antonida	D	2	2																			38:01	11	2	HOLD	38:01	40:01						
4	TAIKEVICH Oksana	D	2	3																			44:39	14	2	INTRF	44:39	46:39						
5	KHLYZOVA Tatyana	F	3	0																			58:52	17	2	ROUGH	58:52	60:00						
6	VAFINA Lyubov	F	4	0																			58:52	17	2	HI-ST	58:52	60:00						
7	ALEXEYEVA Lyubov	F	4	0																														
9*	POTAPOVA Olga	A	D	1	6																													
10	SHELMAISTER Yelena	A	F	3	2																													
11*	LOS YEVA Nadezhda	F	1	1																														
12*	ADYEVA Viktoriya	D	1	1																														
14	DIKAMBAYEVA Dinara	F	3	0																														
16	KONYSHEVA Olga	D	3	0																														
17	KRYUKOVA Olga	C	F	2	2																													
19*	YAKOVCHUK Natalya	F	1	2																														
21	SAZONOVA Viktoriya	D	3	0																														
23	MALTSEVA Yekaterina	F	2	1																														
27	MALTSEVA Svetlana	F	2	4																														
29*	VASSINA Svetlana	F	1	2																														
30	SOLOVYEVA Yuliya	F	4	0																														
33*	TRUNOVA Natalya	GK		0																														
Team Manager:		SOLOVYEV Sergey		Head Coach:																MALTSEV Alexandr					Assistant Coach:					SKOBEKINA Natalya				

Game Summary		Saves										Goalkeeper Records						Goalkeeper Changes		
P	G A:B	SOG A:B	PIM A:B	PPGF A:B	SHGF A:B	GKA1	GKA2	EGA	GKB1	GKB2	EGB	GKA	MIP	GA	GKB	MIP	GA	Time	GKA	GKB
1	1:0	5:11	4:0	0:0	0:0	11	0	0	4	0	0	13	60:00	0	33	60:00	4	00:00	13	33
2	3:0	9:9	4:4	1:0	1:0	9	0	0	6	0	0							60:00	--	--
3	0:0	7:6	8:6	0:0	0:0	6	0	0	7	0	0									
OVT												Start of game: 21:00		End of game: 23:05						
GWS												Time-out A:		Time-out B:						
Total	4:0	21:26	16:10	1:0	1:0	26	0	0	17	0	0	Game Supervisor: HIETANEN Heikki Sakari								

Referee	KNIGHT Krista	Linesman	KONSTANTINOVA M	Goal Judge	SNEED Geoff	Video GJ	NADIN Bob
Scorekeeper	HOY Tom	Linesman	MACKENZIE Megan	Goal Judge	SHEGRUD Bob	Game Timekeeper	FLETCHER Cheryl
Sign. Manager B		Sign. Manager A		Sign. Scorekeeper		Sign. Referee	



ICE HOCKEY WOMEN, PLAY-OFF, GAME 14
HOCKEY SUR GLACE DAMES, PHASE FINALE, MATCH 14

E CENTER SUN 17 FEB 2002 / DIM 17 FEV 2002 START TIME / DÉBUT 21:00

GER - KAZ 4-0 (1-0, 3-0, 0-0)

Spectators	Referee	Linesmen
7773	KNIGHT Krista (IIHF)	KONSTANTINOVA Marina (IIHF), MACKENZIE Megan (IIHF)

Team Statistics

Period	Score	SVS	SOG	PIM	TPP	PPG	SHG
1	1 : 0	11 : 4	5 : 11	4 : 0	0:00 : 4:00	0 : 0	0 : 0
2	3 : 0	9 : 6	9 : 9	4 : 4	3:24 : 3:25	1 : 0	1 : 0
3	0 : 0	6 : 7	7 : 6	8 : 6	2:07 : 3:46	0 : 0	0 : 0
Total	4 : 0	26 : 17	21 : 26	16 : 10	5:31 : 11:11	1 : 0	1 : 0

1st Period

Action	Time	ET/Res	Team	Type	No.	Name	(G) Name of Assistant(s) / Action Description
GK	00:00		GER		13	WARTOSCH-K. S	
GK	00:00		KAZ		33	TRUNOVA N	
Penalty	05:18	07:18	GER	2 min.	21	LANZL M	-Body Checking
Penalty	12:07	14:07	GER	2 min.	44	SCHRECKENBACH J	-Tripping
Goal	15:27	1:0	GER	EQ	21	LANZL M	(3) 19 OSWALD C 81 BECKER M On ice GER 13 19 21 25 44 81 KAZ 33 5 9 10 12 14

2nd Period

Action	Time	ET/Res	Team	Type	No.	Name	(G) Name of Assistant(s) / Action Description
GK	20:00		GER		13	WARTOSCH-K. S	
GK	20:00		KAZ		33	TRUNOVA N	
Goal	22:21	2:0	GER	EQ	29	GRUNDMANN C	(1) 14 SCHEYTT A On ice GER 13 14 15 20 29 44 KAZ 33 4 9 10 23 29
Penalty	22:27	24:27	GER	2 min.	81	BECKER M	-Body Checking
Penalty	23:52	25:52	GER	2 min.	8	ZIEGENHALS N	-Cross-checking
Goal	24:49	3:0	GER	SH1	81	BECKER M	(2) On ice GER 13 23 66 69 81 KAZ 33 9 11 12 19 29
Penalty	34:25	35:50	KAZ	2 min.	12	ADYYEVA V	-Tripping
Goal	35:50	4:0	GER	PP1	81	BECKER M	(3) 8 ZIEGENHALS N 21 LANZL M On ice GER 13 8 19 21 25 81 KAZ 33 4 9 17 27
Penalty	38:01	40:01	KAZ	2 min.	11	LOSYEVA N	-Holding

3rd Period

Action	Time	ET/Res	Team	Type	No.	Name	(G) Name of Assistant(s) / Action Description
GK	40:00		GER		13	WARTOSCH-K. S	
GK	40:00		KAZ		33	TRUNOVA N	
Penalty	42:53	44:53	GER	2 min.	17	REINDL F	-Body Checking
Penalty	44:39	46:39	KAZ	2 min.	14	DIKAMBAYEVA D	-Interference
Penalty	52:28	54:28	GER	2 min.	24	FRUHWIRT S	-Elbowing
Penalty	58:52	60:00	GER	2 min.	9	WOLF R	-Roughing
Penalty	58:52	60:00	KAZ	2 min.	17	KRYUKOVA O	-Roughing
Penalty	58:52	60:00	KAZ	2 min.	17	KRYUKOVA O	-Highsticking
Penalty	59:12	60:00	GER	2 min.	24	FRUHWIRT S	-Cross-checking



Goalkeeper Records

Team: GER - Germany				
No.	Goalkeepers	SOG	SVS	
13	WARTOSCH-KURTEN Step.	26	26	
22	THYSSEN Esther	0	0	

Team: KAZ - Kazakhstan				
No.	Goalkeepers	SOG	SVS	
33	TRUNOVA Natalya	21	17	
	AKIMBETYEVA Anna	0		

Shots & Plus-Minus

Team: GER - Germany								
No.	Pos.	Player	1	2	3	OT	TS	+/-
19	F	OSWALD Christina	1	0	2	0	3	1
20	D	LINDE Nina	0	0	0	0	0	1
21	F	LANZL Michaela	1	1	1	0	3	1
44	D	SCHRECKENBACH Jana	0	1	1	0	2	2
81	F	BECKER Maritta	0	2	0	0	2	2
8	D	ZIEGENHALS Nina	0	0	0	0	0	0
9	F	WOLF Raffi	1	0	1	0	2	0
25	D	RUCKAUER Sabine	0	0	0	0	0	1
54	F	VALENTI Maren	1	1	1	0	3	0
66	F	EVERS Bettina	0	1	0	0	1	1
14	F	SCHEYTT Anja	0	1	0	0	1	1
23	D	KRUCK Sabrina	0	0	0	0	0	1
24	F	FRUHWIRT Stephanie	0	0	0	0	0	0
69	D	KINZA Sandra	1	1	0	0	2	1
71	F	WIERSCHER Julia	0	0	0	0	0	0
15	F	RITTER Nina	0	0	0	0	0	1
17	F	REINDL Franziska	0	0	0	0	0	0
29	F	GRUNDMANN Claudia	0	1	1	0	2	1
TOTALS			5	9	7	0	21	

Head Coach: NITTEL Rainer

Team: KAZ - Kazakhstan								
No.	Pos.	Player	1	2	3	OT	TS	+/-
9	D	POTAPOVA Olga	2	3	1	0	6	-3
11	F	LOS YEVA Nadezhda	0	1	0	0	1	-1
12	D	ADYYEVA Viktoriya	1	0	0	0	1	-2
19	F	YAKOVCHUK Natalya	0	0	2	0	2	-1
29	F	VASSINA Svetlana	1	0	1	0	2	-2
2	D	ASSONOVA Antonida	1	1	0	0	2	0
4	D	TAIKEVICH Oksana	1	1	1	0	3	-1
17	F	KRYUKOVA Olga	0	2	0	0	2	0
23	F	MALTSEVA Yekaterina	1	0	0	0	1	-1
27	F	MALTSEVA Svetlana	2	1	1	0	4	0
5	F	KHLYZOVA Tatyana	0	0	0	0	0	-1
10	F	SHELMAISTER Yelena	2	0	0	0	2	-2
14	F	DIKAMBAYEVA Dinara	0	0	0	0	0	-1
16	D	KONYSHEVA Olga	0	0	0	0	0	0
21	D	SAZONOVA Viktoriya	0	0	0	0	0	0
6	F	VAFINA Lyubov	0	0	0	0	0	0
7	F	ALEXEYEVA Lyubov	0	0	0	0	0	0
30	F	SOLOVYEVA Yuliya	0	0	0	0	0	0
TOTALS			11	9	6	0	26	

Head Coach: MALTSEV Alexandr

LEGEND

ET/Res	Penalty end time/Result of game	OT	Overtime	SH1	Shorthanded - 1 player
ENG	Empty net goal	Pen.	Penalty	SH2	Shorthanded - 2 players
EQ	Equal strength	PIM	Penalties in minutes	SHG	Shorthanded goals
(G)	Number of goals in tournament	Pos.	Position	SOG	Shots on goal
GA	Goals against		D - Defense	SSG	Shots saved by goalkeeper
GF	Goals for		F - Forward	SVS	Saves
GK	Goalkeeper	PP1	Power play - 1 player	T	Number of games tied
GP	Number of games played	PP2	Power play - 2 players	TS	Total shots by player
GWS	Game winning shot	PPG	Power play goals	TPP	Time on power play
L	Number of games lost	PS	Penalty shot	W	Number of games won
No.	Player number	PTS	Points		
+/-	Net result of positive and negative participation				



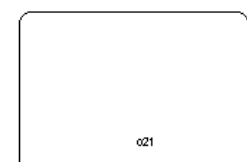
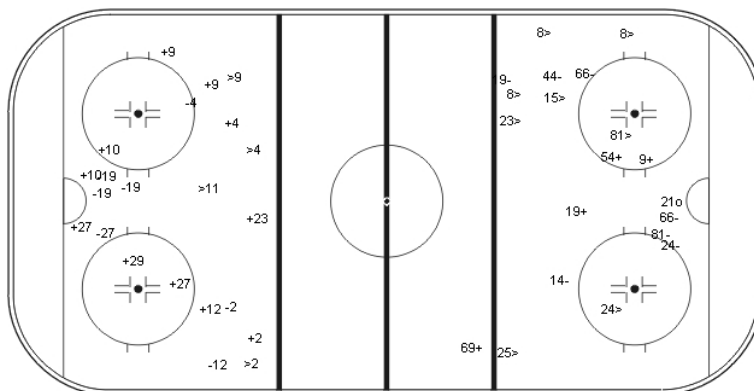
ICE HOCKEY WOMEN, PLAY-OFF, GAME 14
 HOCKEY SUR GLACE DAMES, PHASE FINALE, MATCH 14

E CENTER SUN 17 FEB 2002 / DIM 17 FEV 2002 START TIME / DÉBUT 21:00

GER - KAZ



GK 13 of GER




GK 33 of KAZ

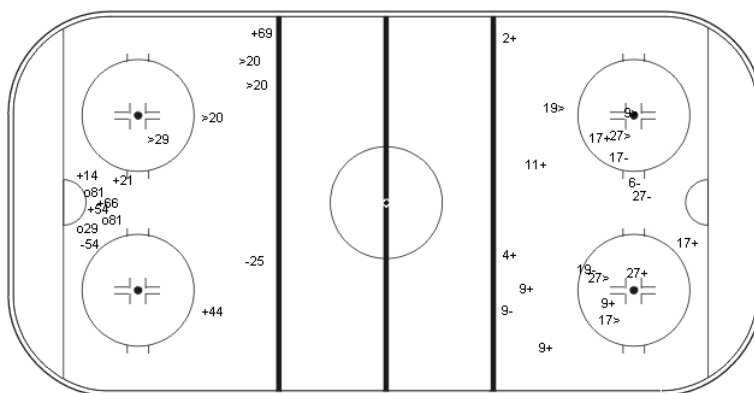
Shots by KAZ
 Goals (o): 0 SSG(+): 11
 SSP(<): 4 SPG(-): 7

Period: 1

Shots by GER
 Goals (o): 1 SSG(+): 4
 SSP(>): 8 SPG(-): 7



GK 33 of KAZ



GK 13 of GER

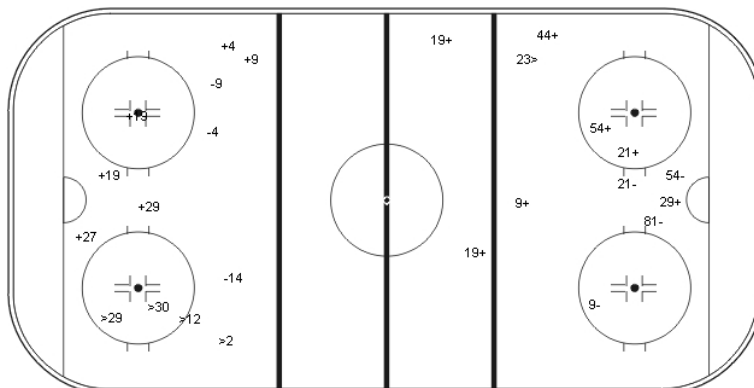
Shots by GER
 Goals (o): 3 SSG(+): 6
 SSP(<): 4 SPG(-): 2

Period: 2

Shots by KAZ
 Goals (o): 0 SSG(+): 9
 SSP(>): 5 SPG(-): 5



GK 13 of GER



GK 33 of KAZ

Shots by KAZ
 Goals (o): 0 SSG(+): 6
 SSP(<): 4 SPG(-): 3

Period: 3

Shots by GER
 Goals (o): 0 SSG(+): 7
 SSP(>): 1 SPG(-): 4

LEGEND

ENG Empty net goal
GK Goalkeeper

SPG Shots past goal
SSG Shots saved by goalkeeper

SSP Shots saved by player



ICE HOCKEY WOMEN, PLAY-OFF, GAME 14
HOCKEY SUR GLACE DAMES, PHASE FINALE, MATCH 14

E CENTER SUN 17 FEB 2002 / DIM 17 FEV 2002 START TIME / DÉBUT 21:00


GER - KAZ

Face-off by GER

Period: 1

	Won	Lost
DZ	6	5
MZ	2	5
AZ	2	4
Total	10	14

Period 1 (GER - KAZ)



Face-off by KAZ

Period: 1

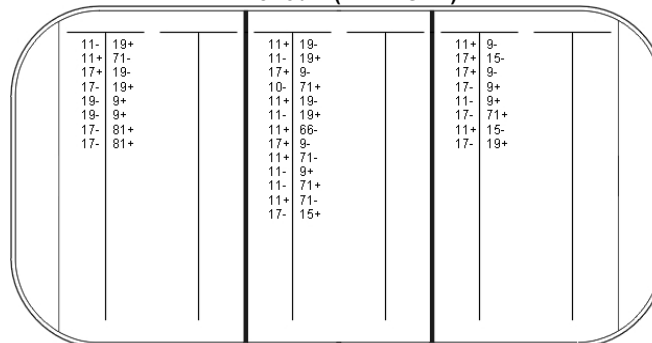
	Won	Lost
DZ	4	2
MZ	5	2
AZ	5	6
Total	14	10

Face-off by KAZ

Period: 2

	Won	Lost
DZ	2	6
MZ	7	6
AZ	4	4
Total	13	16

Period 2 (KAZ - GER)



Face-off by GER

Period: 2

	Won	Lost
DZ	4	4
MZ	6	7
AZ	6	2
Total	16	13

Game total

	Won	Lost
DZ	6	8
MZ	12	8
AZ	9	10
Total	27	26

Game total

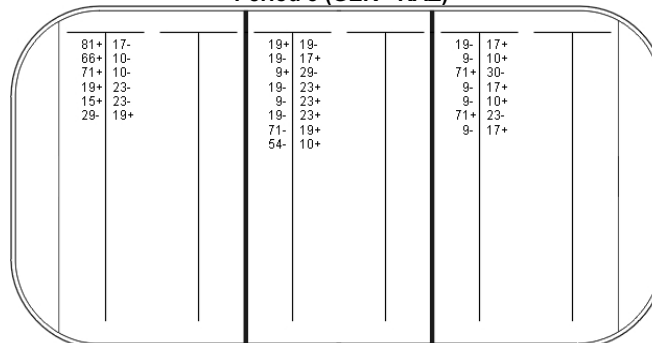
	Won	Lost
DZ	10	9
MZ	8	12
AZ	8	6
Total	26	27

Face-off by GER

Period: 3

	Won	Lost
DZ	5	1
MZ	2	6
AZ	2	5
Total	9	12

Period 3 (GER - KAZ)



Face-off by KAZ

Period: 3

	Won	Lost
DZ	5	2
MZ	6	2
AZ	1	5
Total	12	9

Game total

	Won	Lost
DZ	15	10
MZ	10	18
AZ	10	11
Total	35	39

Game total

	Won	Lost
DZ	11	10
MZ	18	10
AZ	10	15
Total	39	35

LEGEND			
AZ	Attack zone	DZ	Defensive zone
		MZ	Middle zone



ICE HOCKEY WOMEN, PLAY-OFF, GAME 15
HOCKEY SUR GLACE DAMES, PHASE FINALE, MATCH 15

E CENTER TUE 19 FEB 2002 / MAR 19 FEV 2002 START TIME / DÉBUT 11:05

CAN - FIN

Referee

Linesmen

LIVINGSTON Stacey (IIHF)

MACKENZIE Megan (IIHF), PIACENTINI Julie (IIHF)

Goalkeepers

Team: CAN	
No.	Name
1	SMALL Sami Jo
33	ST-PIERRE Kim

Team: FIN	
No.	Name
19	PUPUTTI Tuula
30	HALONEN Minna-Monica

Team Line-ups

Team: CAN (RED)		
No.	Pos.	Name
5	D	SOSTORICS Colleen
15	F	GOYETTE Danielle
22	F	WICKENHEISER Hayley
73	D	CHARTRAND Isabelle
77	F	CAMPBELL Cassie
4	D	KELLAR Becky
11	D	POUNDER Cheryl
12	F	DUPUIS Lori
16	F	HEFFORD Jayna
61	F	SUNOHARA Vicky
6	D	BRISSON Therese
17	F	BOTTERILL Jennifer
24	F	BECHARD Kelly
25	F	SHEWCHUK Tammy Lee
91	D	HEANEY Geraldine
7	F	PIPER Cherie
13	F	OUELLETTE Caroline
23	F	ANTAL Dana
Head Coach: SAUVAGEAU Daniele		

Team: FIN (WHITE)		
No.	Pos.	Name
3	D	LAAKSONEN Emma
13	F	NIEMINEN Riikka
20	D	HANNINEN Kirsi
21	F	VAARAKALLIO Petra
29	F	RANTAMAKI Karoliina
6	D	SIRVIO Saija
10	F	FISK Sari
16	F	REIMA Tiia
22	D	SALO Paivi
28	F	RIIPI Katja
5	D	AHONEN Pirjo
8	F	VOUTILAINEN Marjo
9	D	MERTANEN Terhi
23	F	SIKIO Hanne
25	F	PALVILA Marja-Helena
11	F	PARVIAINEN Oona
15	F	HOIKKALA Satu
26	F	SAVIKUJA Henna
Head Coach: LUKKARILA Jouko		

LEGEND

EG	Emergency goalkeeper	No.	Player number	R	Rank
G	Number of games played	Pos.	Position	T	Number of games tied
GA	Goals against		D - Defense	W	Number of games won
GF	Goals for		F - Forward		
L	Number of games lost	PTS	Points		



ICE HOCKEY WOMEN

Round	PLAY-OFF	Venue	E Center	Date	19 Feb 2002	Start	11.05	Spectators	7289	Game no.	15
--------------	----------	--------------	----------	-------------	-------------	--------------	-------	-------------------	------	-----------------	----

Home team (A) (Jersey colour)		Canada (RED)		Goals																	Penalties							
No.	Name	Pos.	L	SOG	#	Time	G	A1	A2	GS	P1	P2	P3	P4	P5	P6	N1	N2	N3	N4	N5	N6	Time	No.	Min	Offence	Start	End
1	SMALL Sami Jo	GK		0	1	05:58	6			PP1	6	16	17	25	33	61	3	5	8	19	25		07:38	61	2	HOOK	07:38	09:38
4	KELLAR Becky	D	2	2	2	08:10	22	73		SH1	5	22	33	73	77		9	10	19	21	25	28	10:39	4	2	ROUGH	10:39	12:39
5*	SOSTORICS Colleen	D	1	2	3	43:19	22	15	33	EQ	6	11	15	22	33	77	5	19	22	23	25	26	16:21	5	2	ROUGH	16:21	18:21
6	BRISSON Therese	D	3	5	4	43:25	16	61		EQ	4	11	12	16	33	61	5	6	13	19	21	29	20:00	16	2	INTRF	20:00	22:00
7	PIPER Cherie	F	4	1	5	57:26	61	15		EQ	4	11	15	33	61	77	3	19	22	23	26	29	24:30	61	2	CROSS	24:30	26:30
11	POUNDER Cheryl	D	2	1	6	58:32	77			EQ	4	5	15	22	33	77	3	10	16	19	22	28						
12	DUPUIS Lori	F	2	3	7	59:03	6	17		PP1	6	17	24	25	33	61	5	13	19	22	29							
13	OUELLETTE Caroline	F	4	3																								
15*	GOYETTE Danielle	F	1	5																								
16	HEFFORD Jayna	F	2	4																								
17	BOTTERILL Jennifer	F	3	5																								
22*	WICKENHEISER Hayley	A	F	1	8																							
23	ANTAL Dana	F	4	3																								
24	BECHARD Kelly	F	3	0																								
25	SHEWCHUK Tammy Lee	F	3	3																								
33*	ST-PIERRE Kim	GK		0																								
61	SUNOHARA Vicky	A	F	2	6																							
73*	CHARTRAND Isabelle	D	1	0																								
77*	CAMPBELL Cassie	C	F	1	1																							
91	HEANEY Geraldine	D	3	2																								

Team Manager: ROBITAILE Gaetan Head Coach: SAUVAGEAU Daniele Assistant Coach: KOZAK Walter

Visiting team (B) (Jersey colour)		Finland (WHITE)		Goals																	Penalties								
No.	Name	Pos.	L	SOG	#	Time	G	A1	A2	GS	P1	P2	P3	P4	P5	P6	N1	N2	N3	N4	N5	N6	Time	No.	Min	Offence	Start	End	
3*	LAAKSONEN Emma	A	D	1	2	1	19:35	16	10	28	EQ	3	10	16	19	20	28	5	6	15	22	33	77	04:02	22	2	BD-CK	04:02	05:58
5	AHONEN Pirjo	D	3	0	2	22:56	16	10	20	EQ	3	10	16	19	20	28	6	7	13	24	33	91	16:21	3	2	ROUGH	16:21	18:21	
6	SIRVIO Saija	D	2	0	3	23:51	28	16	10	EQ	3	9	10	16	19	28	6	15	22	33	77	28:33	21	2	BD-CK	28:33	30:33		
8	VOUTILAINEN Marjo	F	3	0																			30:15	6	2	INTRF	30:15	32:15	
9	MERTANEN Terhi	D	3	0																			33:21	6	2	TRIP	33:21	35:21	
10	FIISK Sari	C	F	2	2																		38:15	22	2	ROUGH	38:15	40:15	
11	PARVAINEN Oona	F	4	1																			58:46	25	2	TRIP	58:46	59:03	
13*	NIEMINEN Riikka	F	1	1																									
15	HOIKKALA Satu	F	4	0																									
16	REIMA Tiia	F	2	4																									
19*	PUPUTTI Tuula	GK		0																									
20*	HANNINEN Kirsi	A	D	1	0																								
21*	VAAKAKALLIO Petra	F	1	1																									
22	SALO Paivi	D	2	1																									
23	SIKIO Hanne	F	3	0																									
25	PALVILA Marja-Helena	F	3	0																									
26	SAVIKUJA Henna	F	4	0																									
28	RIIPI Katja	F	2	4																									
29*	RANTAMAKI Karoliina	F	1	2																									
30	HALONEN Minna-Monica	GK		0																									

Team Manager: SIEPPI Arto Head Coach: LUKKARILA Jouko Assistant Coach: SAINTULA Hannu

Game Summary		Saves					Goalkeeper Records					Goalkeeper Changes								
P	G A:B	SOG A:B	PIM A:B	PPGF A:B	SHGF A:B	GKA1	GKA2	EGA	GKB1	GKB2	EGB	GKA	MIP	GA	GKB	MIP	GA	Time	GKA	GKB
1	2:1	18:7	8:4	1:0	1:0	6	0	0	16	0	0	33	60:00	3	19	60:00	7	00:00	33	19
2	0:2	22:6	2:8	0:0	0:0	4	0	0	22	0	0							60:00	--	--
3	5:0	14:5	0:2	1:0	0:0	5	0	0	9	0	0									
OVT												Start of game: 11:05 End of game: 13:09								
GWS												Time-out A: Time-out B: 43:25								
Total	7:3	54:18	10:14	2:0	1:0	15	0	0	47	0	0	Game Supervisor: BUSH Walter								

Referee	LIVINGSTON Stacey	Linesman	MACKENZIE Megan	Goal Judge	SNEED Geoff	Video GJ	KOMMISSAROV Ko
Scorekeeper	HOY Tom	Linesman	PIACENTINI Julie	Goal Judge	SHEGRUD Bob	Game Timekeeper	FLETCHER Cheryl
Sign. Manager B		Sign. Manager A		Sign. Scorekeeper		Sign. Referee	



ICE HOCKEY WOMEN, PLAY-OFF, GAME 15
HOCKEY SUR GLACE DAMES, PHASE FINALE, MATCH 15

E CENTER TUE 19 FEB 2002 / MAR 19 FEV 2002 START TIME / DÉBUT 11:05

CAN - FIN 7-3 (2-1, 0-2, 5-0)

Spectators	Referee	Linesmen
7289	LIVINGSTON Stacey (IIHF)	MACKENZIE Megan (IIHF), PIACENTINI Julie (IIHF)

Team Statistics

Period	Score	SVS	SOG	PIM	TPP	PPG	SHG
1	2 : 1	6 : 16	18 : 7	8 : 4	1:56 : 4:00	1 : 0	1 : 0
2	0 : 2	4 : 22	22 : 6	2 : 8	7:27 : 4:00	0 : 0	0 : 0
3	5 : 0	5 : 9	14 : 5	0 : 2	0:32 : 0:00	1 : 0	0 : 0
Total	7 : 3	15 : 47	54 : 18	10 : 14	9:55 : 8:00	2 : 0	1 : 0

1st Period

Action	Time	ET/Res	Team	Type	No.	Name	(G) Name of Assistant(s) / Action Description
GK	00:00		CAN		33	ST-PIERRE K	
GK	00:00		FIN		19	PUPUTTI T	
Penalty	04:02	05:58	FIN	2 min.	22	SALO P	-Body Checking
Goal	05:58	1:0	CAN	PP1	6	BRISSON T	(1) On ice CAN 33 6 16 17 25 61 FIN 19 3 5 8 25
Penalty	07:38	09:38	CAN	2 min.	61	SUNOHARA V	-Hooking
Goal	08:10	2:0	CAN	SH1	22	WICKENHEISER H	(5) 73 CHARTRAND I On ice CAN 33 5 22 73 77 FIN 19 9 10 21 25 28
Penalty	10:39	12:39	CAN	2 min.	4	KELLAR B	-Roughing
Penalty	16:21	18:21	CAN	2 min.	5	SOSTORICS C	-Roughing
Penalty	16:21	18:21	FIN	2 min.	3	LAAKSONEN E	-Roughing
Goal	19:35	2:1	FIN	EQ	16	REIMA T	(1) 10 FISK S On ice CAN 33 5 6 15 22 77 28 RIIPI K FIN 19 3 10 16 20 28
Penalty	20:00	22:00	CAN	2 min.	16	HEFFORD J	-Interference

2nd Period

Action	Time	ET/Res	Team	Type	No.	Name	(G) Name of Assistant(s) / Action Description
GK	20:00		CAN		33	ST-PIERRE K	
GK	20:00		FIN		19	PUPUTTI T	
Goal	22:56	2:2	FIN	EQ	16	REIMA T	(2) 10 FISK S On ice CAN 33 6 7 13 24 91 20 HANNINEN K FIN 19 3 10 16 20 28
Goal	23:51	2:3	FIN	EQ	28	RIIPI K	(3) 16 REIMA T On ice CAN 33 6 15 22 77 91 10 FISK S FIN 19 3 9 10 16 28
Penalty	24:30	26:30	CAN	2 min.	61	SUNOHARA V	-Cross-checking
Penalty	28:33	30:33	FIN	2 min.	21	VAARAKALLIO P	-Body Checking
Penalty	30:15	32:15	FIN	2 min.	6	SIRVIO S	-Interference
Penalty	33:21	35:21	FIN	2 min.	6	SIRVIO S	-Tripping
Penalty	38:15	40:15	FIN	2 min.	22	SALO P	-Roughing



3rd Period

Action	Time	ET/Res	Team	Type	No.	Name	(G) Name of Assistant(s) / Action Description
GK	40:00		CAN		33	ST-PIERRE K	
GK	40:00		FIN		19	PUPUTTI T	
Goal	43:19	3:3	CAN	EQ	22	WICKENHEISER H	(6) 15 GOYETTE D 33 ST-PIERRE K On ice CAN 33 6 11 15 22 77 FIN 19 5 22 23 25 26
Goal	43:25	4:3	CAN	EQ	16	HEFFORD J	(2) 61 SUNOHARA V On ice CAN 33 4 11 12 16 61 FIN 19 5 6 13 21 29
Goal	57:26	5:3	CAN	EQ	61	SUNOHARA V	(4) 15 GOYETTE D On ice CAN 33 4 11 15 61 77 FIN 19 3 22 23 26 29
Goal	58:32	6:3	CAN	EQ	77	CAMPBELL C	(2) On ice CAN 33 4 5 15 22 77 FIN 19 3 10 16 22 28
Penalty	58:46	59:03	FIN	2 min.	25	PALVILA MH	-Tripping
Goal	59:03	7:3	CAN	PP1	6	BRISSON T	(2) 17 BOTTERILL J On ice CAN 33 6 17 24 25 61 FIN 19 5 13 22 29

Goalkeeper Records

Team: CAN - Canada				
No.	Goalkeepers	SOG	SVS	
33	ST-PIERRE Kim	18	15	
1	SMALL Sami Jo	0	0	

Team: FIN - Finland				
No.	Goalkeepers	SOG	SVS	
19	PUPUTTI Tuula	54	47	
30	HALONEN Minna-Monica	0	0	

Shots & Plus-Minus

Team: CAN - Canada								
No.	Pos.	Player	1	2	3	OT	TS	+/-
5	D	SOSTORICS Colleen	1	0	1	0	2	1
15	F	GOYETTE Danielle	4	1	0	0	5	1
22	F	WICKENHEISER Hayley	1	4	3	0	8	1
73	D	CHARTRAND Isabelle	0	0	0	0	0	1
77	F	CAMPBELL Cassie	0	0	1	0	1	2
4	D	KELLAR Becky	1	1	0	0	2	3
11	D	POUNDER Cheryl	0	0	1	0	1	3
12	F	DUPUIS Lori	1	2	0	0	3	1
16	F	HEFFORD Jayna	1	2	1	0	4	1
61	F	SUNOHARA Vicky	1	2	3	0	6	2
6	D	BRISSON Therese	1	3	1	0	5	-2
17	F	BOTTERILL Jennifer	3	2	0	0	5	0
24	F	BECHARD Kelly	0	0	0	0	0	-1
25	F	SHEWCHUK Tammy Lee	0	2	1	0	3	0
91	D	HEANEY Geraldine	1	1	0	0	2	-2
7	F	PIPER Cherie	0	1	0	0	1	-1
13	F	OUELLETTE Caroline	1	1	1	0	3	-1
23	F	ANTAL Dana	2	0	1	0	3	0
TOTALS			18	22	14	0	54	

Head Coach: SAUVAGEAU Daniele

Team: FIN - Finland								
No.	Pos.	Player	1	2	3	OT	TS	+/-
3	D	LAAKSONEN Emma	1	0	1	0	2	1
13	F	NIEMINEN Riikka	0	1	0	0	1	-1
20	D	HANNINEN Kirsi	0	0	0	0	0	2
21	F	VAARAKALLIO Petra	1	0	0	0	1	-2
29	F	RANTAMAKI Karoliina	1	1	0	0	2	-2
6	D	SIRVIO Saija	0	0	0	0	0	0
10	F	FISK Sari	1	1	0	0	2	1
16	F	REIMA Tiia	1	1	2	0	4	2
22	D	SALO Paivi	0	0	1	0	1	-3
28	F	RIIPI Katja	1	2	1	0	4	
5	D	AHONEN Pirjo	0	0	0	0	0	0
8	F	VOUTILAINEN Marjo	0	0	0	0	0	0
9	D	MERTANEN Terhi	0	0	0	0	0	0
23	F	SIKIO Hanne	0	0	0	0	0	-2
25	F	PALVILA Marja-Helena	0	0	0	0	0	-2
11	F	PARVIAINEN Oona	1	0	0	0	1	0
15	F	HOIKKALA Satu	0	0	0	0	0	0
26	F	SAVIKUJA Henna	0	0	0	0	0	-2
TOTALS			7	6	5	0	18	

Head Coach: LUKKARILA Jouko



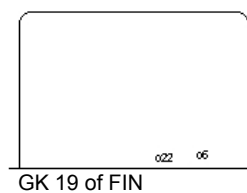
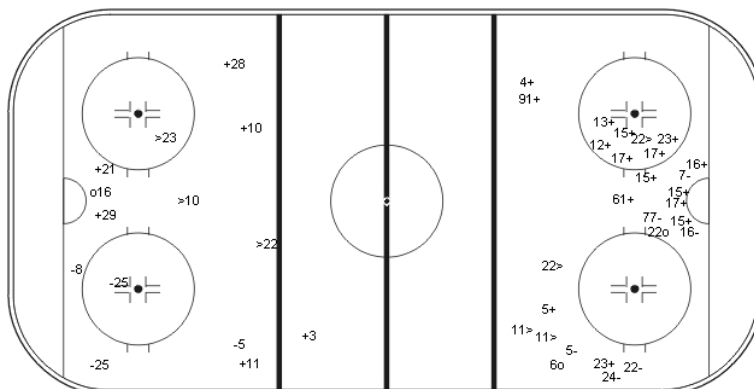
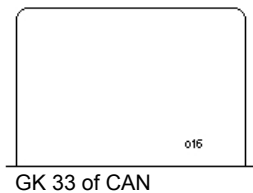
LEGEND			
ET/Res	Penalty end time/Result of game	OT	Overtime
ENG	Empty net goal	Pen.	Penalty
EQ	Equal strength	PIM	Penalties in minutes
(G)	Number of goals in tournament	Pos.	Position
GA	Goals against		D - Defense
GF	Goals for		F - Forward
GK	Goalkeeper	PP1	Power play - 1 player
GP	Number of games played	PP2	Power play - 2 players
GWS	Game winning shot	PPG	Power play goals
L	Number of games lost	PS	Penalty shot
No.	Player number	PTS	Points
+/-	Net result of positive and negative participation	SH1	Shorthanded - 1 player
		SH2	Shorthanded - 2 players
		SHG	Shorthanded goals
		SOG	Shots on goal
		SSG	Shots saved by goalkeeper
		SVS	Saves
		T	Number of games tied
		TS	Total shots by player
		TPP	Time on power play
		W	Number of games won



ICE HOCKEY WOMEN, PLAY-OFF, GAME 15
 HOCKEY SUR GLACE DAMES, PHASE FINALE, MATCH 15

E CENTER TUE 19 FEB 2002 / MAR 19 FEV 2002 START TIME / DÉBUT 11:05

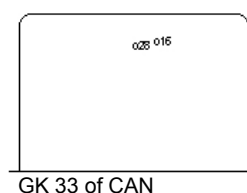
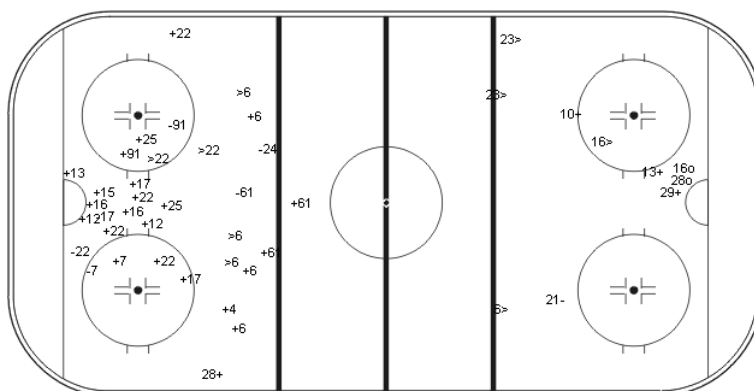

CAN - FIN



Shots by FIN
 Goals (o): 1 SSG(+): 6
 SSP(<): 3 SPG(-): 4

Period: 1

Shots by CAN
 Goals (o): 2 SSG(+): 16
 SSP(>): 4 SPG(-): 6



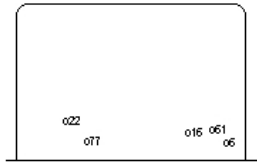
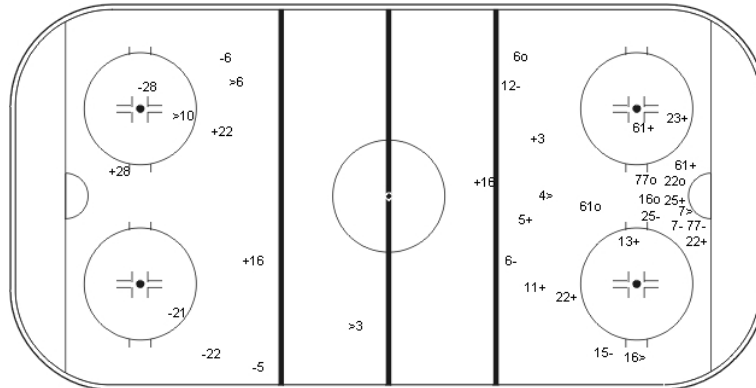
Shots by CAN
 Goals (o): 0 SSG(+): 22
 SSP(<): 5 SPG(-): 6

Period: 2

Shots by FIN
 Goals (o): 2 SSG(+): 4
 SSP(>): 4 SPG(-): 1



GK 33 of CAN



Shots by FIN
 Goals (o): 0 SSG(+): 5
 SSP(<): 3 SPG(-): 5

Period: 3

Shots by CAN
 Goals (o): 5 SSG(+): 9
 SSP(>): 3 SPG(-): 6

LEGEND

ENG Empty net goal
GK Goalkeeper

SPG Shots past goal
SSG Shots saved by goalkeeper

SSP Shots saved by player



ICE HOCKEY WOMEN, PLAY-OFF, GAME 15
HOCKEY SUR GLACE DAMES, PHASE FINALE, MATCH 15

E CENTER TUE 19 FEB 2002 / MAR 19 FEV 2002 START TIME / DÉBUT 11:05

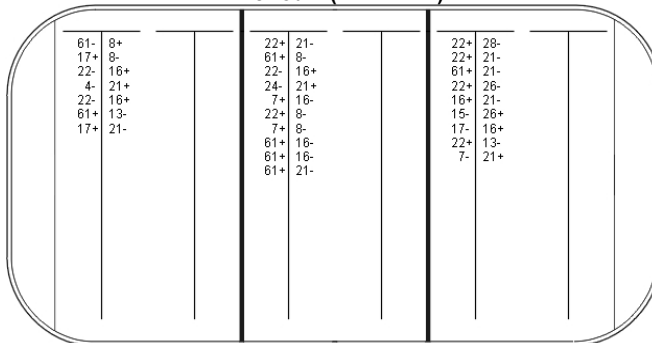
CAN - FIN

Face-off by CAN

Period: 1

	Won	Lost
DZ	3	4
MZ	8	2
AZ	6	3
Total	17	9

Period 1 (CAN - FIN)



Face-off by FIN

Period: 1

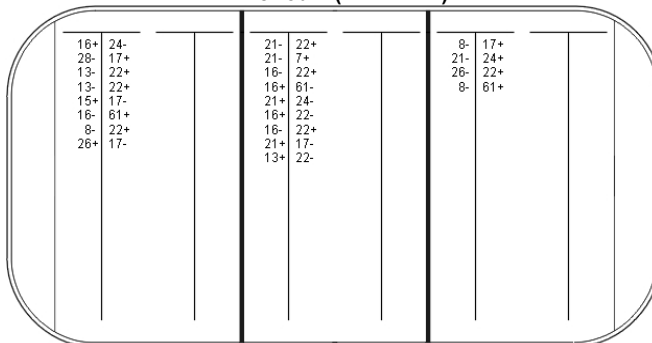
	Won	Lost
DZ	3	6
MZ	2	8
AZ	4	3
Total	9	17

Face-off by FIN

Period: 2

	Won	Lost
DZ	3	5
MZ	5	4
AZ	0	4
Total	8	13

Period 2 (FIN - CAN)



Face-off by CAN

Period: 2

	Won	Lost
DZ	4	0
MZ	4	5
AZ	5	3
Total	13	8

Game total

	Won	Lost
DZ	6	11
MZ	7	12
AZ	4	7
Total	17	30

Game total


	Won	Lost
DZ	7	4
MZ	12	7
AZ	11	6
Total	30	17

Face-off by CAN

Period: 3

	Won	Lost
DZ	8	2
MZ	7	3
AZ	5	1
Total	20	6

Period 3 (CAN - FIN)



Face-off by FIN

Period: 3

	Won	Lost
DZ	1	5
MZ	3	7
AZ	2	8
Total	6	20

Game total

	Won	Lost
DZ	15	6
MZ	19	10
AZ	16	7
Total	50	23

Game total

	Won	Lost
DZ	7	16
MZ	10	19
AZ	6	15
Total	23	50

LEGEND

AZ Attack zone

DZ Defensive zone

MZ Middle zone



ICE HOCKEY WOMEN, PLAY-OFF, GAME 16
HOCKEY SUR GLACE DAMES, PHASE FINALE, MATCH 16

PEAKS TUE 19 FEB 2002 / MAR 19 FEV 2002 START TIME / DÉBUT 14:00

CHN - KAZ

Referee

HIRVONEN Anu (IIHF)

Linesmen

KONSTANTINOVA Marina (IIHF), BISSONNETTE Julie (IIHF)

Goalkeepers

Team: CHN	
No.	Name
1	JIANG Limei
20	GUO Hong

Team: KAZ	
No.	Name
1	AKIMBETYEVA Anna
33	TRUNOVA Natalya

Team Line-ups

Team: CHN (RED)		
No.	Pos.	Name
3	F	LIU Hongmei
4	D	LI Xuan
9	D	SANG Hong
13	F	ZHANG Jing
14	F	SUN Rui
6	D	LU Yan
8	F	YANG Xiuqing
10	D	CHEN Jing
11	F	HU Chunrong
19	F	WANG Linuo
2	D	WANG Ying
7	D	XU Lei
12	F	JIN Fengling
15	F	LIU Yanhui
18	F	MA Xiaojun
21	D	GUAN Weinan
22	F	DAI Qiuwa
24	D	SHEN Tiantian
Head Coach: YAO Naifeng		

Team: KAZ (WHITE)		
No.	Pos.	Name
9	D	POTAPOVA Olga
12	D	ADYYEVA Viktoriya
19	F	YAKOVCHUK Natalya
23	F	MALTSEVA Yekaterina
29	F	VASSINA Svetlana
2	D	ASSONOVA Antonida
4	D	TAIKEVICH Oksana
11	F	LOSYEVA Nadezhda
17	F	KRYUKOVA Olga
27	F	MALTSEVA Svetlana
6	F	VAFINA Lyubov
7	F	ALEXEYEVA Lyubov
16	D	KONYSHEVA Olga
21	D	SAZONOVA Viktoriya
30	F	SOLOVYEVA Yuliya
5	F	KHLYZOVA Tatyana
10	F	SHELMAISTER Yelena
14	F	DIKAMBAYEVA Dinara
Head Coach: MALTSEV Alexandr		

LEGEND

EG	Emergency goalkeeper	No.	Player number	R	Rank
G	Number of games played	Pos.	Position	T	Number of games tied
GA	Goals against		D - Defense	W	Number of games won
GF	Goals for		F - Forward		
L	Number of games lost	PTS	Points		



ICE HOCKEY WOMEN

Round	PLAY-OFF	Venue	Peaks	Date	19 Feb 2002	Start	14.00	Spectators	5490	Game no.	16
-------	----------	-------	-------	------	-------------	-------	-------	------------	------	----------	----

Home team (A) (Jersey colour)		China (RED)		Goals																Penalties														
No.	Name	Pos.	L	SOG	#	Time	G	A1	A2	GS	P1	P2	P3	P4	P5	P6	N1	N2	N3	N4	N5	N6	Time	No.	Min	Offence	Start	End						
1	JIANG Limei	GK		0	1	03:07	8			EQ	6	8	10	11	19	20	9	12	19	23	29	33	24:50	10	2	TRIP	24:50	26:50						
2	WANG Ying	D	3	0	2	61:39	3	11		EQ	3	6	10	11	19	20	4	19	21	23	29	33	38:59	20	2	SLASH	38:59	40:59						
3*	LIU Hongmei	C	F	1	5																		40:17	3	2	INTRF	40:17	42:17						
4*	Li Xuan	D	1	1																			41:52	9	2	TRIP	41:52	43:52						
6	LU Yan	D	2	1																			50:43	19	2	INTRF	50:43	52:43						
7	XU Lei	D	3	1																			55:32	6	2	TRIP	55:32	57:32						
8	YANG Xiuqing	F	2	2																			58:09	15	2	INTRF	58:09	60:09						
9*	SANG Hong	D	1	3																			59:14	3	2	HOOK	59:14	61:14						
10	CHEN Jing	D	2	3																														
11	HU Chunrong	A	F	2	2																													
12	JIN Fengling	F	3	3																														
13*	ZHANG Jing	A	F	1	2																													
14*	SUN Rui	F	1	4																														
15	LIU Yanhui	F	3	1																														
18	MA Xiaojun	F	3	3																														
19	WANG Linuo	F	2	4																														
20*	GUO Hong	GK		0																														
21	GUAN Weinan	D	4	0																														
22	DAI Qiuwa	F	4	0																														
24	SHEN Tiantian	D	4	0																														
Team Manager:		YU Zaizhou		Head Coach:																YAO Naifeng					Assistant Coach:					WANG Fuquan				

Visiting team (B) (Jersey colour)		Kazakhstan (WHITE)		Goals																Penalties														
No.	Name	Pos.	L	SOG	#	Time	G	A1	A2	GS	P1	P2	P3	P4	P5	P6	N1	N2	N3	N4	N5	N6	Time	No.	Min	Offence	Start	End						
1	AKIMBETYEVA Anna	GK		0	1	57:46	11	21		EQ	4	9	10	11	17	33	3	4	9	13	14	20	18:25	29	2	HOOK	18:25	20:25						
2	ASSONOVA Antonida	D	2	4																				35:00	14	2	TRIP	35:00	37:00					
4	TAIKEVICH Oksana	D	2	2																				38:59	29	2	SLASH	38:59	40:59					
5	KHLYZOVA Tatyana	F	4	1																				41:00	2	TOO-M	41:00	43:00						
6	VAFINA Lyubov	F	3	1																				45:53	2	TOO-M	45:53	47:53						
7	ALEXEYEVA Lyubov	F	3	0																														
9*	POTAPOVA Olga	A	D	1	6																													
10	SHELMAISTER Yelena	A	F	4	5																													
11	LOSYEVA Nadezhda	F	2	2																														
12*	ADYEVA Viktoriya	D	1	0																														
14	DIKAMBAYEVA Dinara	F	4	0																														
16	KONYSHEVA Olga	D	3	0																														
17	KRYUKOVA Olga	C	F	2	3																													
19*	YAKOVCHUK Natalya	F	1	5																														
21	SAZONOVA Viktoriya	D	3	0																														
23*	MALTSEVA Yekaterina	F	1	3																														
27	MALTSEVA Svetlana	F	2	1																														
29*	VASSINA Svetlana	F	1	2																														
30	SOLOVYEVA Yuliya	F	3	0																														
33*	TRUNOVA Natalya	GK		0																														
Team Manager:		SOLOVYEV Sergey		Head Coach:																MALTSEV Alexandr					Assistant Coach:					SKOBEKINA Natalya				

Game Summary											Saves					Goalkeeper Records						Goalkeeper Changes		
P	G A:B	SOG A:B	PIM A:B	PPGF A:B	SHGF A:B	GKA1	GKA2	EGA	GKB1	GKB2	EGB	GKA	MIP	GA	GKB	MIP	GA	Time	GKA	GKB				
1	1:0	11:14	0:2	0:0	0:0	14	0	0	10	0	0	20	61:39	1	33	61:39	2	00:00	20	33				
2	0:0	13:7	4:4	0:0	0:0	7	0	0	13	0	0							61:39	--	--				
3	0:1	8:12	12:4	0:0	0:0	11	0	0	8	0	0													
OVT	1:0	3:2	0:0	0:0	0:0	2	0	0	2	0	0	Start of game: 14:01 End of game: 16:10												
GWS												Time-out A: 59:47 Time-out B:												
Total	2:1	35:35	16:10	0:0	0:0	34	0	0	33	0	0	Game Supervisor: TOMITA Shoichi												

Referee	HIRVONEN Anu	Linesman	KONSTANTINOVA M	Goal Judge	GALLEN Robert	Video GJ	JALARVO Jarmo Sa
Scorekeeper	SOUTTER Dave	Linesman	BISSONNETTE Julie	Goal Judge	BAIRD Gerry	Game Timekeeper	ZITO Robert
Sign. Manager B		Sign. Manager A		Sign. Scorekeeper		Sign. Referee	



ICE HOCKEY WOMEN, PLAY-OFF, GAME 16
 HOCKEY SUR GLACE DAMES, PHASE FINALE, MATCH 16

PEAKS TUE 19 FEB 2002 / MAR 19 FEV 2002 START TIME / DÉBUT 14:00

CHN - KAZ 2-1 (1-0, 0-0, 0-1, 1-0)

Spectators	Referee	Linesmen
5490	HIRVONEN Anu (IIHF)	KONSTANTINOVA Marina (IIHF), BISSONNETTE Julie (IIHF)

Team Statistics

Period	Score	SVS	SOG	PIM	TPP	PPG	SHG
1	1 : 0	14 : 10	11 : 14	0 : 2	1:35 : 0:00	0 : 0	0 : 0
2	0 : 0	7 : 13	13 : 7	4 : 4	2:25 : 2:00	0 : 0	0 : 0
3	0 : 1	11 : 8	8 : 12	12 : 4	2:00 : 7:51	0 : 0	0 : 0
OT	1 : 0	2 : 2	3 : 2	0 : 0	0:00 : 1:14	0 : 0	0 : 0
Total	2 : 1	34 : 33	35 : 35	16 : 10	6:00 : 11:05	0 : 0	0 : 0

1st Period

Action	Time	ET/Res	Team	Type	No.	Name	(G) Name of Assistant(s) / Action Description
GK	00:00		CHN		20	GUO H	
GK	00:00		KAZ		33	TRUNOVA N	
Goal	03:07	1:0	CHN	EQ	8	YANG X	(3) On ice CHN 20 6 8 10 11 19 KAZ 33 9 12 19 23 29
Penalty	18:25	20:25	KAZ	2 min.	29	VASSINA S	-Hooking

2nd Period

Action	Time	ET/Res	Team	Type	No.	Name	(G) Name of Assistant(s) / Action Description
GK	20:00		CHN		20	GUO H	
GK	20:00		KAZ		33	TRUNOVA N	
Penalty	24:50	26:50	CHN	2 min.	10	CHEN J	-Tripping
Penalty	35:00	37:00	KAZ	2 min.	14	DIKAMBAYEVA D	-Tripping
Penalty	38:59	40:59	CHN	2 min.	20	GUO H	-Slashing
Penalty	38:59	40:59	KAZ	2 min.	29	VASSINA S	-Slashing

3rd Period

Action	Time	ET/Res	Team	Type	No.	Name	(G) Name of Assistant(s) / Action Description
GK	40:00		CHN		20	GUO H	
GK	40:00		KAZ		33	TRUNOVA N	
Penalty	40:17	42:17	CHN	2 min.	3	LIU H	-Interference
Penalty	41:00	43:00	KAZ	2 min.	-	Team penalty	-Too many players on the ice
Penalty	41:52	43:52	CHN	2 min.	9	SANG H	-Tripping
Penalty	45:53	47:53	KAZ	2 min.	-	Team penalty	-Too many players on the ice
Penalty	50:43	52:43	CHN	2 min.	19	WANG L	-Interference
Penalty	55:32	57:32	CHN	2 min.	6	LU Y	-Tripping
Goal	57:46	1:1	KAZ	EQ	11	LOSYEVA N	(1) 21 SAZONOVA V On ice CHN 20 3 4 9 13 14 KAZ 33 4 9 10 11 17
Penalty	58:09	60:09	CHN	2 min.	15	LIU Y	-Interference
Penalty	59:14	61:14	CHN	2 min.	3	LIU H	-Hooking

Overtime

Action	Time	ET/Res	Team	Type	No.	Name	(G) Name of Assistant(s) / Action Description
GK	60:00		CHN		20	GUO H	
GK	60:00		KAZ		33	TRUNOVA N	
Goal	61:39	2:1	CHN	EQ	3	LIU H	(3) 11 HU C On ice CHN 20 3 6 10 11 19 19 WANG L KAZ 33 4 19 21 23 29



Goalkeeper Records

Team: CHN - China			
No.	Goalkeepers	SOG	SVS
20	GUO Hong	35	34
1	JIANG Limei	0	0

Team: KAZ - Kazakhstan			
No.	Goalkeepers	SOG	SVS
33	TRUNOVA Natalya	35	33
	AKIMBETYEVA Anna	0	

Shots & Plus-Minus

Team: CHN - China								
No.	Pos.	Player	1	2	3	OT	TS	+/-
3	F	LIU Hongmei	1	2	0	2	5	0
4	D	LI Xuan	0	0	1	0	1	-1
9	D	SANG Hong	1	1	1	0	3	-1
13	F	ZHANG Jing	0	1	1	0	2	-1
14	F	SUN Rui	2	1	1	0	4	-1
6	D	LU Yan	1	0	0	0	1	2
8	F	YANG Xiuqing	1	0	1	0	2	1
10	D	CHEN Jing	0	1	2	0	3	2
11	F	HU Chunrong	0	1	0	1	2	2
19	F	WANG Linuo	2	1	1	0	4	2
2	D	WANG Ying	0	0	0	0	0	0
7	D	XU Lei	0	1	0	0	1	0
12	F	JIN Fengling	1	2	0	0	3	0
15	F	LIU Yanhui	0	1	0	0	1	0
18	F	MA Xiaojun	2	1	0	0	3	0
21	D	GUAN Weinan	0	0	0	0	0	0
22	F	DAI Qiuwa	0	0	0	0	0	0
24	D	SHEN Tiantian	0	0	0	0	0	0
TOTALS			11	13	8	3	35	

Head Coach: YAO Naifeng

Team: KAZ - Kazakhstan								
No.	Pos.	Player	1	2	3	OT	TS	+/-
9	D	POTAPOVA Olga	1	2	3	0	6	0
12	D	ADYYEVA Viktoriya	0	0	0	0	0	-1
19	F	YAKOVCHUK Natalya	4	0	1	0	5	-2
23	F	MALTSEVA Yekaterina	0	0	3	0	3	-2
29	F	VASSINA Svetlana	1	1	0	0	2	-2
2	D	ASSONOVA Antonida	3	1	0	0	4	0
4	D	TAIKEVICH Oksana	1	0	1	0	2	0
11	F	LOS YEVA Nadezhda	0	0	2	0	2	1
17	F	KRYUKOVA Olga	0	0	1	2	3	1
27	F	MALTSEVA Svetlana	0	1	0	0	1	0
6	F	VAFINA Lyubov	1	0	0	0	1	0
7	F	ALEXEYEVA Lyubov	0	0	0	0	0	0
16	D	KONYSHEVA Olga	0	0	0	0	0	0
21	D	SAZONOVA Viktoriya	0	0	0	0	0	-1
30	F	SOLOVYEVA Yuliya	0	0	0	0	0	0
5	F	KHLYZOVA Tatyana	0	1	0	0	1	0
10	F	SHELMAISTER Yelena	3	1	1	0	5	1
14	F	DIKAMBAYEVA Dinara	0	0	0	0	0	0
TOTALS			14	7	12	2	35	

Head Coach: MALTSEV Alexandr

LEGEND

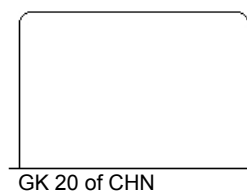
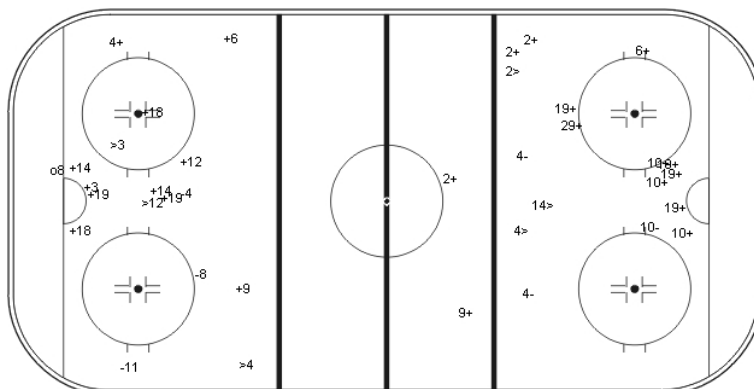

ET/Res	Penalty end time/Result of game	OT	Overtime	SH1	Shorthanded - 1 player
ENG	Empty net goal	Pen.	Penalty	SH2	Shorthanded - 2 players
EQ	Equal strength	PIM	Penalties in minutes	SHG	Shorthanded goals
(G)	Number of goals in tournament	Pos.	Position	SOG	Shots on goal
GA	Goals against		D - Defense	SSG	Shots saved by goalkeeper
GF	Goals for		F - Forward	SVS	Saves
GK	Goalkeeper	PP1	Power play - 1 player	T	Number of games tied
GP	Number of games played	PP2	Power play - 2 players	TS	Total shots by player
GWS	Game winning shot	PPG	Power play goals	TPP	Time on power play
L	Number of games lost	PS	Penalty shot	W	Number of games won
No.	Player number	PTS	Points		
+/-	Net result of positive and negative participation				



ICE HOCKEY WOMEN, PLAY-OFF, GAME 16
 HOCKEY SUR GLACE DAMES, PHASE FINALE, MATCH 16

PEAKS TUE 19 FEB 2002 / MAR 19 FEV 2002 START TIME / DÉBUT 14:00

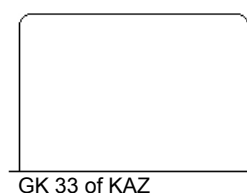
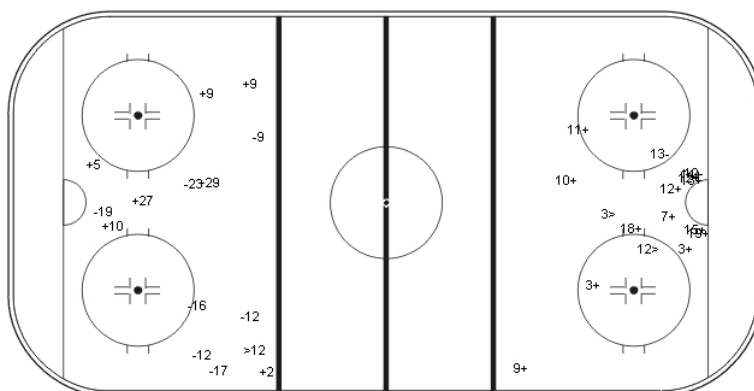
CHN - KAZ



Shots by CHN
 Goals (o): 1 SSG(+): 10
 SSP(<): 3 SPG(-): 3

Period: 1

Shots by KAZ
 Goals (o): 0 SSG(+): 14
 SSP(>): 3 SPG(-): 3



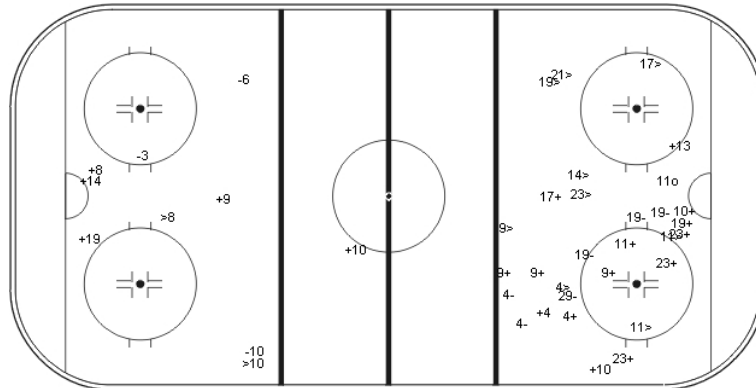
Shots by KAZ
 Goals (o): 0 SSG(+): 7
 SSP(<): 1 SPG(-): 7

Period: 2

Shots by CHN
 Goals (o): 0 SSG(+): 13
 SSP(>): 2 SPG(-): 2



GK 33 of KAZ



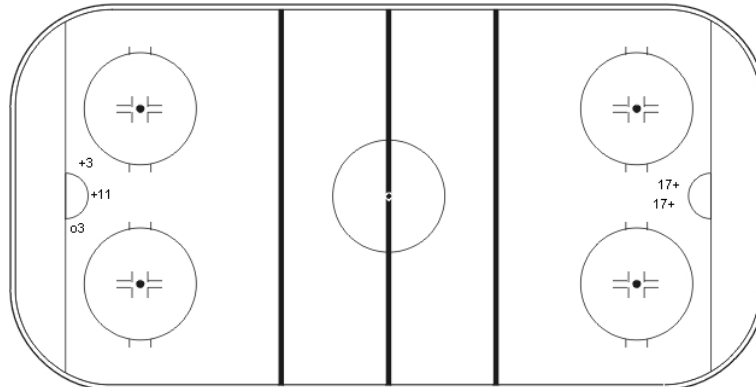
GK 20 of CHN

Shots by CHN
Goals (o): 0 SSG(+): 8
SSP(<): 2 SPG(-): 3

Period: 3

Shots by KAZ
Goals (o): 1 SSG(+): 11
SSP(>): 9 SPG(-): 6

GK 33 of KAZ



GK 20 of CHN

Shots by CHN
Goals (o): 1 SSG(+): 2
SSP(<): 0 SPG(-): 0

OT

Shots by KAZ
Goals (o): 0 SSG(+): 2
SSP(>): 0 SPG(-): 0

LEGEND

ENG Empty net goal
GK Goalkeeper

SPG Shots past goal
SSG Shots saved by goalkeeper

SSP Shots saved by player



ICE HOCKEY WOMEN, PLAY-OFF, GAME 16
 HOCKEY SUR GLACE DAMES, PHASE FINALE, MATCH 16

PEAKS TUE 19 FEB 2002 / MAR 19 FEV 2002 START TIME / DÉBUT 14:00

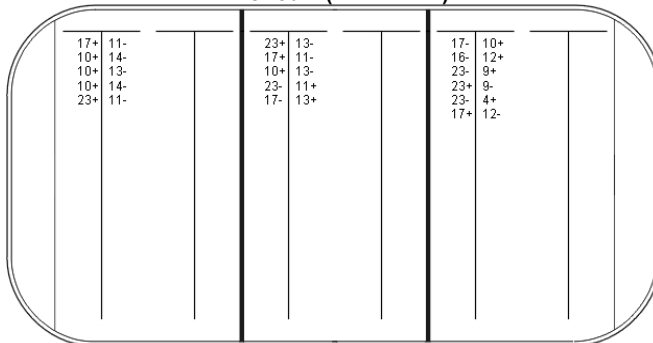
CHN - KAZ

Face-off by KAZ

Period: 1

	Won	Lost
DZ	5	0
MZ	3	2
AZ	2	4
Total	10	6

Period 1 (KAZ - CHN)



Face-off by CHN

Period: 1

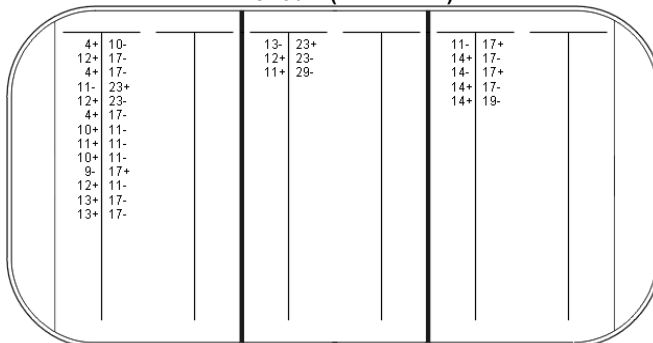
	Won	Lost
DZ	4	2
MZ	2	3
AZ	0	5
Total	6	10

Face-off by CHN

Period: 2

	Won	Lost
DZ	11	2
MZ	2	1
AZ	3	2
Total	16	5

Period 2 (CHN - KAZ)



Face-off by KAZ

Period: 2

	Won	Lost
DZ	2	3
MZ	1	2
AZ	2	11
Total	5	16

Game total

	Won	Lost
DZ	15	4
MZ	4	4
AZ	3	7
Total	22	15

Game total


	Won	Lost
DZ	7	3
MZ	4	4
AZ	4	15
Total	15	22

Face-off by KAZ

Period: 3

	Won	Lost
DZ	1	2
MZ	7	6
AZ	3	6
Total	11	14

Period 3 (KAZ - CHN)



Face-off by CHN

Period: 3

	Won	Lost
DZ	6	3
MZ	6	7
AZ	2	1
Total	14	11

Game total

	Won	Lost
DZ	8	5
MZ	11	10
AZ	7	21
Total	26	36

Game total

	Won	Lost
DZ	21	7
MZ	10	11
AZ	5	8
Total	36	26



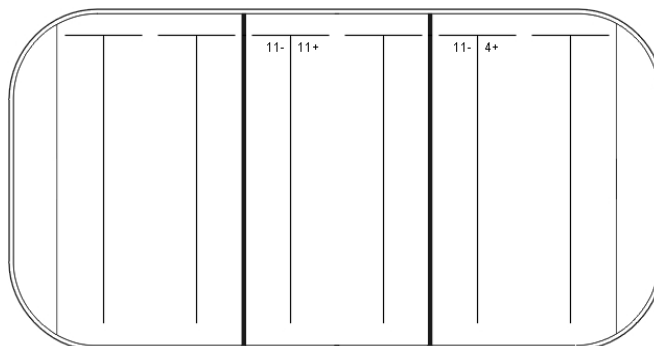
Face-off by KAZ

Period: 4

	Won	Lost
DZ	0	0
MZ	0	1
AZ	0	1
Total	0	2

Game total

	Won	Lost
DZ	8	5
MZ	11	11
AZ	7	22
Total	26	38



Face-off by CHN

Period: 4

	Won	Lost
DZ	1	0
MZ	1	0
AZ	0	0
Total	2	0

Game total

	Won	Lost
DZ	22	7
MZ	11	11
AZ	5	8
Total	38	26

LEGEND

AZ Attack zone

DZ Defensive zone

MZ Middle zone



ICE HOCKEY WOMEN, PLAY-OFF, GAME 17
HOCKEY SUR GLACE DAMES, PHASE FINALE, MATCH 17

E CENTER TUE 19 FEB 2002 / MAR 19 FEV 2002 START TIME / DÉBUT 16:30

USA - SWE

Referee

Linesmen

PALM Jacqui (IIHF)

HUJDUSOVA Henrieta (IIHF), SUBAN Johanna (IIHF)

Goalkeepers

Team: USA

No. Name

1 DECOSTA Sara
29 TUETING Sarah

Team: SWE

No. Name

30 MARTIN Kim
35 AHLEN Annica

Team Line-ups

Team: USA (BLUE)

No. Pos. Name

2 D MOUNSEY Tara
9 F KILBOURNE Andrea
11 D MLECZKO AJ
13 F CHU Julie
25 F DUNN Tricia

4 D RUGGIERO Angela
5 D WALL Lyndsay
6 F BYE Karyn
12 F POTTER Jenny
20 F KING Katie

3 D KENNEDY Courtney
7 D MERZ Sue
17 F WENDELL Krissy
21 F GRANATO Cammi
22 F DARWITZ Natalie

8 F BAKER Laurie
15 F LOONEY Shelley
24 D BAILEY Chris

Head Coach: SMITH Benjamin

Team: SWE (YELLOW)

No. Pos. Name

10 F SAMUELSSON Evelina
18 F PETERSSON Josefin
21 F ELFSBERG Joa
23 D ANDERSSON Gunilla
25 D SJOLANDER Therese

5 D BERGGREN Emelie
6 D ANDERSSON Anna
7 F ROTH Maria
8 F HOLST Erika
17 D EDSTRAND Ann-Louise

9 F VIKMAN Anna
14 F BERGSTRAND Kristina
24 F JANSSON Nanna
27 D LINDBERG Ylva
29 F LINDSTROM Ulrica

11 F LARSSON Maria
28 F RUNDQVIST Danijela

Head Coach: YNGVE Christian

LEGEND

EG Emergency goalkeeper
G Number of games played
GA Goals against
GF Goals for
L Number of games lost

No. Player number
Pos. Position
D - Defense
F - Forward
PTS Points

R Rank
T Number of games tied
W Number of games won



ICE HOCKEY WOMEN

Round	PLAY-OFF	Venue	E Center	Date	19 Feb 2002	Start	16.30	Spectators	7738	Game no.	17
--------------	----------	--------------	----------	-------------	-------------	--------------	-------	-------------------	------	-----------------	----

Home team (A) (Jersey colour)		USA		(BLUE)		Goals																Penalties						
No.	Name	Pos.	L	SOG	#	Time	G	A1	A2	GS	P1	P2	P3	P4	P5	P6	N1	N2	N3	N4	N5	N6	Time	No.	Min	Offence	Start	End
1	DECOSTA Sara	GK		0	1	17:16	21	2	17	EQ	2	11	17	21	22	29	5	7	10	14	17	30	05:16	11	2	ELBOW	05:16	07:16
2*	MOUNSEY Tara	D	1	1	2	19:32	20	6	11	EQ	4	5	6	12	20	29	10	18	21	23	25	30	14:42	17	2	SLASH	14:42	16:42
3	KENNEDY Courtney	D	3	2	3	28:57	21	12	2	PP1	2	6	12	20	21	29	9	25	27	29	30	30:44	8	2	BD-CK	30:44	32:44	
4	RUGGIERO Angela	D	2	0	4	52:58	22	17	21	EQ	3	4	17	21	22	29	9	11	25	27	29	30	34:32	20	2	ROUGH	34:32	36:32
5	WALL Lyndsay	D	2	0																			35:38	4	2	ROUGH	35:38	37:38
6	BYE Karyn	A	F	2	0																		45:48	2	2	BD-CK	45:48	47:48
7	MERZ Sue	D	3	0																			50:34	11	2	BD-CK	50:34	52:34
8	BAKER Laurie	F	4	0																								
9*	KILBOURNE Andrea	F	1	1																								
11*	MLECZKO AJ	D	1	0																								
12	POTTER Jenny	F	2	4																								
13*	CHU Julie	F	1	1																								
15	LOONEY Shelley	F	4	1																								
17	WENDELL Krissy	F	3	4																								
20	KING Katie	F	2	5																								
21	GRANATO Cammi	C	F	3	5																							
22	DARWITZ Natalie	F	3	4																								
24	BAILEY Chris	D	4	0																								
25*	DUNN Tricia	F	1	4																								
29*	TUETING Sarah	GK		0																								
Team Manager:	REID Larry		Head Coach:	SMITH Benjamin								Assistant Coach:	SASNER Julie															

Visiting team (B) (Jersey colour)		Sweden		(YELLOW)		Goals																Penalties						
No.	Name	Pos.	L	SOG	#	Time	G	A1	A2	GS	P1	P2	P3	P4	P5	P6	N1	N2	N3	N4	N5	N6	Time	No.	Min	Offence	Start	End
5	BERGGREN Emelie	D	2	0																			06:42	21	2	BD-CK	06:42	08:42
6	ANDERSSON Anna	A	D	2	0																		19:50	14	2	TRIP	19:50	21:50
7	ROTH Maria	F	2	0																			28:33	5	2	TRIP	28:33	28:57
8	HOLST Erika	C	F	2	0																		31:04	8	2	HI-ST	31:04	33:04
9	VIKMAN Anna	F	3	2																			44:25	6	2	ROUGH	44:25	46:25
10*	SAMUELSSON Evelina	F	1	1																			55:32	28	2	TRIP	55:32	57:32
11	LARSSON Maria	F	4	0																								
14	BERGSTRAND Kristina	F	3	0																								
17	EDSTRAND Ann-Louise	D	2	1																								
18*	PETTERSSON Josefin	F	1	0																								
21*	ELFSBERG Joa	F	1	2																								
23*	ANDERSSON Gunilla	D	1	1																								
24	JANSSON Nanna	F	3	2																								
25*	SJOLANDER Therese	D	1	0																								
27	LINDBERG Ylva	D	3	1																								
28	RUNDQVIST Danijela	F	4	0																								
29	LINDSTROM Ulrica	A	F	3	0																							
30*	MARTIN Kim	GK		0																								
35	AHLEN Annica	GK		0																								
Team Manager:	KARLSSON Lars G		Head Coach:	YNGVE Christian								Assistant Coach:	MORGER Daniel															

Game Summary											Saves					Goalkeeper Records					Goalkeeper Changes		
P	G A:B	SOG A:B	PIM A:B	PPGF A:B	SHGF A:B	GKA1	GKA2	EGA	GKB1	GKB2	EGB	GKA	MIP	GA	GKB	MIP	GA	Time	GKA	GKB			
1	2:0	9:3	4:4	0:0	0:0	3	0	0	7	0	0	29	60:00	0	30	60:00	4	00:00	29	30			
2	1:0	13:5	6:4	1:0	0:0	5	0	0	12	0	0							60:00	--	--			
3	1:0	10:2	4:4	0:0	0:0	2	0	0	9	0	0												
OVT																							
GWS																							
Total	4:0	32:10	14:12	1:0	0:0	10	0	0	28	0	0												
											Start of game: 16:30 End of game: 18:26												
											Time-out A: Time-out B:												
											Game Supervisor: COSTELLO Murray												

Referee	PALM Jacqui	Linesman	HUJDUSOVA Henr	Goal Judge	LISCHETTI Sandra	Video GJ	NADIN Bob
Scorekeeper	EBERT Bob	Linesman	SUBAN Johanna	Goal Judge	KIRSCHNER Tina	Game Timekeeper	ZITO Bob
Sign. Manager B		Sign. Manager A		Sign. Scorekeeper		Sign. Referee	



ICE HOCKEY WOMEN, PLAY-OFF, GAME 17
HOCKEY SUR GLACE DAMES, PHASE FINALE, MATCH 17

E CENTER TUE 19 FEB 2002 / MAR 19 FEV 2002 START TIME / DÉBUT 16:30

USA - SWE 4-0 (2-0, 1-0, 1-0)

Spectators	Referee	Linesmen
7738	PALM Jacqui (IIHF)	HUJDUSOVA Henrieta (IIHF), SUBAN Johanna (IIHF)

Team Statistics

Period	Score	SVS	SOG	PIM	TPP	PPG	SHG
1	2 : 0	3 : 7	9 : 3	4 : 4	1:36 : 3:26	0 : 0	0 : 0
2	1 : 0	5 : 12	13 : 5	6 : 4	2:34 : 3:26	1 : 0	0 : 0
3	1 : 0	2 : 9	10 : 2	4 : 4	3:23 : 3:23	0 : 0	0 : 0
Total	4 : 0	10 : 28	32 : 10	14 : 12	7:33 : 10:15	1 : 0	0 : 0

1st Period

Action	Time	ET/Res	Team	Type	No.	Name	(G) Name of Assistant(s) / Action Description
GK	00:00		USA		29	TUETING S	
GK	00:00		SWE		30	MARTIN K	
Penalty	05:16	07:16	USA	2 min.	11	MLECZKO AJ	-Elbowing
Penalty	06:42	08:42	SWE	2 min.	21	ELFSBERG J	-Body Checking
Penalty	14:42	16:42	USA	2 min.	17	WENDELL K	-Slashing
Goal	17:16	1:0	USA	EQ	21	GRANATO C	(5) 2 MOUNSEY T On ice USA 29 2 11 17 21 22 17 WENDELL K SWE 30 5 7 10 14 17
Goal	19:32	2:0	USA	EQ	20	KING K	(3) 6 BYE K On ice USA 29 4 5 6 12 20 11 MLECZKO AJ SWE 30 10 18 21 23 25
Penalty	19:50	21:50	SWE	2 min.	14	BERGSTRAND K	-Tripping

2nd Period

Action	Time	ET/Res	Team	Type	No.	Name	(G) Name of Assistant(s) / Action Description
GK	20:00		USA		29	TUETING S	
GK	20:00		SWE		30	MARTIN K	
Penalty	28:33	28:57	SWE	2 min.	5	BERGGREN E	-Tripping
Goal	28:57	3:0	USA	PP1	21	GRANATO C	(6) 12 POTTER J On ice USA 29 2 6 12 20 21 2 MOUNSEY T SWE 30 9 25 27 29
Penalty	30:44	32:44	USA	2 min.	8	BAKER L	-Body Checking
Penalty	31:04	33:04	SWE	2 min.	8	HOLST E	-Highsticking
Penalty	34:32	36:32	USA	2 min.	20	KING K	-Roughing
Penalty	35:38	37:38	USA	2 min.	4	RUGGIERO A	-Roughing

3rd Period

Action	Time	ET/Res	Team	Type	No.	Name	(G) Name of Assistant(s) / Action Description
GK	40:00		USA		29	TUETING S	
GK	40:00		SWE		30	MARTIN K	
Penalty	44:25	46:25	SWE	2 min.	6	ANDERSSON A	-Roughing
Penalty	45:48	47:48	USA	2 min.	2	MOUNSEY T	-Body Checking
Penalty	50:34	52:34	USA	2 min.	11	MLECZKO AJ	-Body Checking
Goal	52:58	4:0	USA	EQ	22	DARWITZ N	(7) 17 WENDELL K On ice USA 29 3 4 17 21 22 21 GRANATO C SWE 30 9 11 25 27 29
Penalty	55:32	57:32	SWE	2 min.	28	RUNDQVIST D	-Tripping



Goalkeeper Records

Team: USA - USA			
No.	Goalkeepers	SOG	SVS
29	TUETING Sarah	10	10
1	DECOSTA Sara	0	0

Team: SWE - Sweden			
No.	Goalkeepers	SOG	SVS
30	MARTIN Kim	32	28
35	AHLEN Annica	0	0

Shots & Plus-Minus

Team: USA - USA								
No.	Pos.	Player	1	2	3	OT	TS	+/-
2	D	MOUNSEY Tara	1	0	0	0	1	1
9	F	KILBOURNE Andrea	0	1	0	0	1	0
11	D	MLECZKO AJ	0	0	0	0	0	1
13	F	CHU Julie	0	1	0	0	1	0
25	F	DUNN Tricia	0	2	2	0	4	0
4	D	RUGGIERO Angela	0	0	0	0	0	2
5	D	WALL Lyndsay	0	0	0	0	0	1
6	F	BYE Karyn	0	0	0	0	0	1
12	F	POTTER Jenny	1	0	3	0	4	1
20	F	KING Katie	2	2	1	0	5	1
3	D	KENNEDY Courtney	2	0	0	0	2	1
7	D	MERZ Sue	0	0	0	0	0	0
17	F	WENDELL Krissy	0	1	3	0	4	2
21	F	GRANATO Cammi	2	3	0	0	5	2
22	F	DARWITZ Natalie	1	2	1	0	4	2
8	F	BAKER Laurie	0	0	0	0	0	0
15	F	LOONEY Shelley	0	1	0	0	1	0
24	D	BAILEY Chris	0	0	0	0	0	0
TOTALS			9	13	10	0	32	

Head Coach: SMITH Benjamin

Team: SWE - Sweden								
No.	Pos.	Player	1	2	3	OT	TS	+/-
10	F	SAMUELSSON Evelina	0	1	0	0	1	-2
18	F	PETTERSSON Josefin	0	0	0	0	0	-1
21	F	ELFSBERG Joa	0	0	2	0	2	-1
23	D	ANDERSSON Gunilla	0	1	0	0	1	-1
25	D	SJOLANDER Therese	0	0	0	0	0	-2
5	D	BERGGREN Emelie	0	0	0	0	0	-1
6	D	ANDERSSON Anna	0	0	0	0	0	0
7	F	ROTH Maria	0	0	0	0	0	-1
8	F	HOLST Erika	0	0	0	0	0	0
17	D	EDSTRAND Ann-Louise	0	1	0	0	1	-1
9	F	VIKMAN Anna	1	1	0	0	2	-1
14	F	BERGSTRAND Kristina	0	0	0	0	0	-1
24	F	JANSSON Nanna	1	1	0	0	2	0
27	D	LINDBERG Ylva	1	0	0	0	1	-1
29	F	LINDSTROM Ulrica	0	0	0	0	0	-1
11	F	LARSSON Maria	0	0	0	0	0	-1
28	F	RUNDQVIST Danijela	0	0	0	0	0	0
TOTALS			3	5	2	0	10	

Head Coach: YNGVE Christian

LEGEND

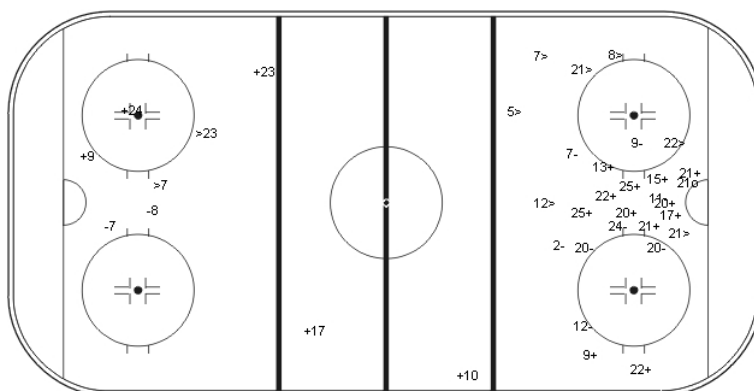
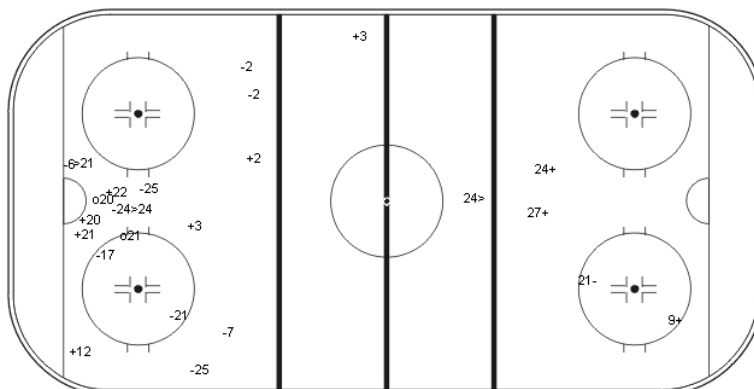
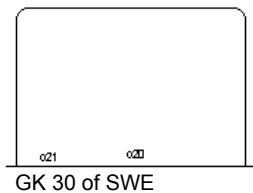
ET/Res	Penalty end time/Result of game	OT	Overtime	SH1	Shorthanded - 1 player
ENG	Empty net goal	Pen.	Penalty	SH2	Shorthanded - 2 players
EQ	Equal strength	PIM	Penalties in minutes	SHG	Shorthanded goals
(G)	Number of goals in tournament	Pos.	Position	SOG	Shots on goal
GA	Goals against		D - Defense	SSG	Shots saved by goalkeeper
GF	Goals for		F - Forward	SVS	Saves
GK	Goalkeeper	PP1	Power play - 1 player	T	Number of games tied
GP	Number of games played	PP2	Power play - 2 players	TS	Total shots by player
GWS	Game winning shot	PPG	Power play goals	TPP	Time on power play
L	Number of games lost	PS	Penalty shot	W	Number of games won
No.	Player number	PTS	Points		
+/-	Net result of positive and negative participation				



ICE HOCKEY WOMEN, PLAY-OFF, GAME 17
 HOCKEY SUR GLACE DAMES, PHASE FINALE, MATCH 17

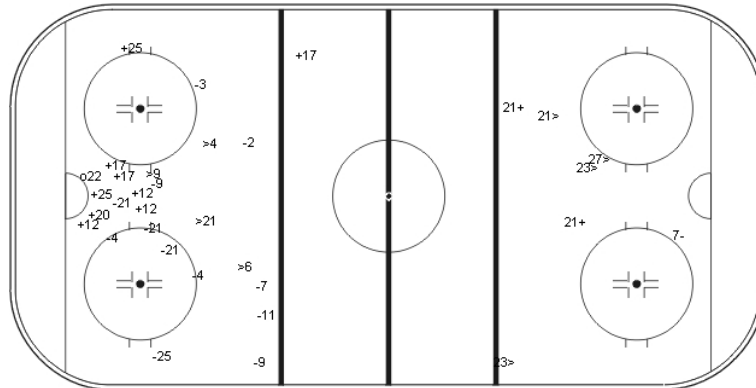
E CENTER TUE 19 FEB 2002 / MAR 19 FEV 2002 START TIME / DÉBUT 16:30

USA - SWE





GK 30 of SWE



GK 29 of USA

Shots by USA
 Goals (0): 1 SSG(+): 9
 SSP(<): 4 SPG(-): 12

Period: 3

Shots by SWE
 Goals (0): 0 SSG(+): 2
 SSP(>): 4 SPG(-): 1

LEGEND

ENG Empty net goal
GK Goalkeeper

SPG Shots past goal
SSG Shots saved by goalkeeper

SSP Shots saved by player



ICE HOCKEY WOMEN, PLAY-OFF, GAME 17
HOCKEY SUR GLACE DAMES, PHASE FINALE, MATCH 17

E CENTER TUE 19 FEB 2002 / MAR 19 FEV 2002 START TIME / DÉBUT 16:30

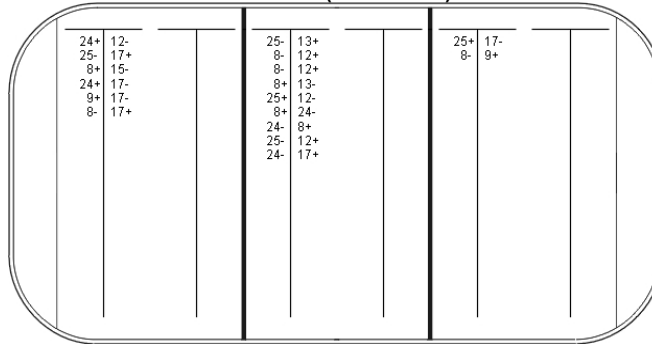
USA - SWE

Face-off by SWE

Period: 1

	Won	Lost
DZ	4	2
MZ	3	6
AZ	1	1
Total	8	9

Period 1 (SWE - USA)



Face-off by USA

Period: 1

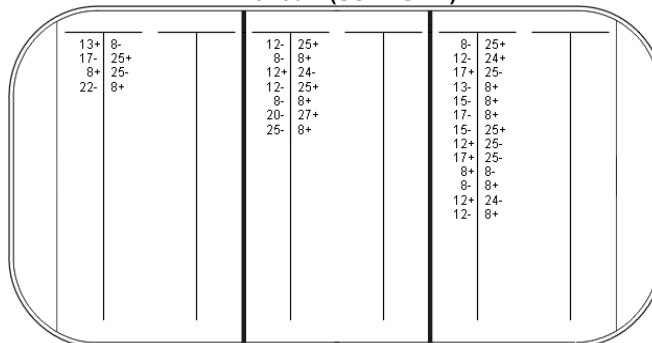
	Won	Lost
DZ	1	1
MZ	6	3
AZ	2	4
Total	9	8

Face-off by USA

Period: 2

	Won	Lost
DZ	2	2
MZ	1	6
AZ	5	8
Total	8	16

Period 2 (USA - SWE)



Face-off by SWE

Period: 2

	Won	Lost
DZ	8	5
MZ	6	1
AZ	2	2
Total	16	8

Game total

	Won	Lost
DZ	3	3
MZ	7	9
AZ	7	12
Total	17	24

Game total

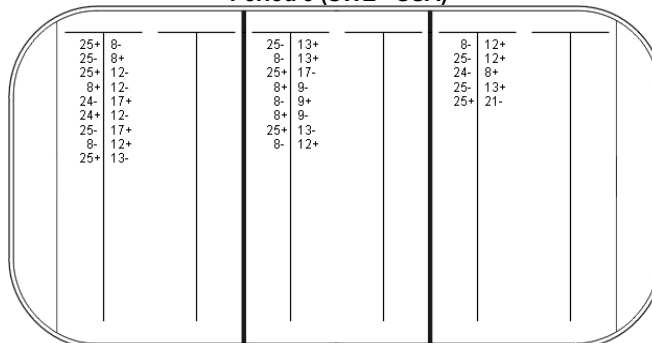
	Won	Lost
DZ	12	7
MZ	9	7
AZ	3	3
Total	24	17

Face-off by SWE

Period: 3

	Won	Lost
DZ	5	4
MZ	4	4
AZ	1	4
Total	10	12

Period 3 (SWE - USA)



Face-off by USA

Period: 3

	Won	Lost
DZ	4	1
MZ	4	4
AZ	4	5
Total	12	10

Game total

	Won	Lost
DZ	17	11
MZ	13	11
AZ	4	7
Total	34	29

Game total

	Won	Lost
DZ	7	4
MZ	11	13
AZ	11	17
Total	29	34

LEGEND

AZ Attack zone

DZ Defensive zone

MZ Middle zone



ICE HOCKEY WOMEN, PLAY-OFF, GAME 18
HOCKEY SUR GLACE DAMES, PHASE FINALE, MATCH 18

PEAKS TUE 19 FEB 2002 / MAR 19 FEV 2002 START TIME / DÉBUT 19:00

RUS - GER

Referee

Linesmen

HAANPAA Anne (IIHF)

CASSIDY Sue (IIHF), ROBBEN Ilse (IIHF)

Goalkeepers

Team: RUS	
No.	Name
20	GASHENNIKOVA Irina
30	VOTINTSEVA Irina

Team: GER	
No.	Name
13	WARTOSCH-KURTEN Step.
22	THYSSEN Esther

Team Line-ups

Team: RUS (RED)		
No.	Pos.	Name
2	D	BARYKINA Maria
3	D	PETROVSKAIA Kristina
18	F	TSAREVA Tatiana
25	F	PACHKEVITCH Ekaterina
29	D	SHCHELCHKOVA Zhanna
4	D	KHOMITCH Alena
7	D	BOBROVA Elena
17	F	SMOLENTSEVA Ekaterina
21	F	TREFILOVA Svetlana
23	F	BURINA Tatiana
10	F	MISHINA Larisa
15	D	PERMYAKOVA Olga
22	F	TERENTIEVA Svetlana
26	D	SAVENKOVA Olga
27	F	BIALKOVSKAIA Elena
11	F	SOTNIKOVA Tatiana
12	F	GLADYCHEVA Ioulia
28	F	TRETYAKOVA Oxana
Head Coach: DOLGUSHIN Viacheslav		

Team: GER (WHITE)		
No.	Pos.	Name
19	F	OSWALD Christina
20	D	LINDE Nina
21	F	LANZL Michaela
44	D	SCHRECKENBACH Jana
81	F	BECKER Maritta
8	D	ZIEGENHALS Nina
9	F	WOLF Raffi
25	D	RUCKAUER Sabine
54	F	VALENTI Maren
66	F	EVERS Bettina
14	F	SCHEYTT Anja
23	D	KRUCK Sabrina
24	F	FRUHWIRT Stephanie
69	D	KINZA Sandra
71	F	WIERSCHER Julia
15	F	RITTER Nina
17	F	REINDL Franziska
29	F	GRUNDMANN Claudia
Head Coach: NITTEL Rainer		

LEGEND

EG	Emergency goalkeeper	No.	Player number	R	Rank
G	Number of games played	Pos.	Position	T	Number of games tied
GA	Goals against		D - Defense	W	Number of games won
GF	Goals for		F - Forward		
L	Number of games lost	PTS	Points		



ICE HOCKEY WOMEN

Round	PLAY-OFF	Venue	Peaks	Date	19 Feb 2002	Start	19.00	Spectators	5781	Game no.	18
--------------	----------	--------------	-------	-------------	-------------	--------------	-------	-------------------	------	-----------------	----

Home team (A) (Jersey colour)		Russia (RED)		Goals																Penalties								
No.	Name	Pos.	L	SOG	#	Time	G	A1	A2	GS	P1	P2	P3	P4	P5	P6	N1	N2	N3	N4	N5	N6	Time	No.	Min	Offence	Start	End
2	BARYKINA Maria	A	D	1	2	03:24	23	25		EQ	2	4	20	21	23	25	9	13	20	44	54	66	08:31	2	2	TOO-M	08:31	10:31
3*	PETROVSKAJA Kristina	D	1	3	2	07:41	23	29	7	EQ	2	17	20	21	23	29	13	15	17	20	29	44	18:16	21	2	HO-ST	18:16	20:16
4	KHOMITCH Alena	D	2	1	3	33:31	18	7	29	PP1	3	7	18	20	25	29	13	19	20	21	24		22:02	26	2	HOOK	22:02	24:02
7*	BOBROVA Elena	D	2	1	4	40:51	17			EQ	2	4	17	20	21	23	8	9	13	25	54	66	28:50	2	2	HOOK	28:50	30:50
10	MISHINA Larisa	F	3	2	5	45:35	21			PP1	2	4	17	20	21	23	9	13	20	44	54		36:17	26	2	INTRF	36:17	38:17
11	SOTNIKOVA Tatiana	F	4	1																			49:41	7	2	BOARD	49:41	51:41
12	GLADYCHEVA Ioulia	F	4	0																								
15	PERMYAKOVA Olga	D	3	0																								
17	SMOLENTSEVA Ekaterina	F	2	4																								
18*	TSAREVA Tatiana	F	1	5																								
20*	GASHENNIKOVA Irina	GK		0																								
21	TREFILOVA Svetlana	F	2	7																								
22	TERENTIEVA Svetlana	F	3	0																								
23	BURINA Tatiana	F	2	8																								
25*	PACHKEVITCH Ekaterina	A	F	1	5																							
26	SAVENKOVA Olga	D	3	3																								
27	BIALKOVSKAJA Elena	F	3	0																								
28	TRETYAKOVA Oxana	F	4	0																								
29*	SHCHELCHKOVA Zhanna	C	D	1	0																							
30	VOTINTSEVA Irina	GK		0																								

Team Manager: TUZIK Igor Head Coach: DOLGUSHIN Viacheslav Assistant Coach: ANISSIMOV Andrey

Visiting team (B) (Jersey colour)		Germany (WHITE)		Goals																Penalties								
No.	Name	Pos.	L	SOG	#	Time	G	A1	A2	GS	P1	P2	P3	P4	P5	P6	N1	N2	N3	N4	N5	N6	Time	No.	Min	Offence	Start	End
8	ZIEGENHALS Nina	D	2	1																			21:03	69	2	HI-ST	21:03	23:03
9	WOLF Raffi	F	2	1																			25:57	81	2	HOLD	25:57	27:57
13*	WARTOSCH-KURTEN Step.	GK		0																			31:52	54	2	HOLD	31:52	33:31
14	SCHEYTT Anja	F	3	0																			45:00	21	2	ELBOW	45:00	45:35
15	RITTER Nina	F	4	0																			46:52	29	2	HOOK	46:52	48:52
17	REINDL Franziska	F	4	0																			55:39	23	2	BOARD	55:39	57:39
19*	OSWALD Christina	C	F	1	3																							
20*	LINDE Nina	D	1	2																								
21*	LANZL Michaela	F	1	6																								
22	THYSSEN Esther	GK		0																								
23	KRUCK Sabrina	D	3	1																								
24	FRUHWIRT Stephanie	F	3	0																								
25	RUCKAUER Sabine	D	2	0																								
29	GRUNDMANN Claudia	F	4	0																								
44*	SCHRECKENBACH Jana	D	1	1																								
54	VALENTI Maren	A	F	2	1																							
66	EVERS Bettina	F	2	0																								
69	KINZA Sandra	D	3	1																								
71	WIERSCHER Julia	A	F	3	3																							
81*	BECKER Maritta	F	1	5																								

Team Manager: ORGELDINGER Karin Head Coach: NITTEL Rainer Assistant Coach: HOJA Ralf

Game Summary		Saves										Goalkeeper Records						Goalkeeper Changes		
P	G A:B	SOG A:B	PIM A:B	PPGF A:B	SHGF A:B	GKA1	GKA2	EGA	GKB1	GKB2	EGB	GKA	MIP	GA	GKB	MIP	GA	Time	GKA	GKB
1	2:0	16:8	4:0	0:0	0:0	8	0	0	14	0	0	20	60:00	0	13	60:00	5	00:00	20	13
2	1:0	9:7	6:6	1:0	0:0	7	0	0	8	0	0							60:00	--	--
3	2:0	17:10	2:6	1:0	0:0	10	0	0	15	0	0									
OVT												Start of game: 19:00			End of game: 21:02					
GWS												Time-out A:			Time-out B:					
Total	5:0	42:25	12:12	2:0	0:0	25	0	0	37	0	0	Game Supervisor: EDERER Hannes								

Referee	HAANPAA Anne	Linesman	CASSIDY Sue	Goal Judge	SMITH David	Video GJ	OKOLICANY Juraj
Scorekeeper	SYKORA David	Linesman	ROBBEN Ilse	Goal Judge	SMITH Murray	Game Timekeeper	BATEMAN Theresa
Sign. Manager B		Sign. Manager A		Sign. Scorekeeper		Sign. Referee	



ICE HOCKEY WOMEN, PLAY-OFF, GAME 18
HOCKEY SUR GLACE DAMES, PHASE FINALE, MATCH 18

PEAKS TUE 19 FEB 2002 / MAR 19 FEV 2002 START TIME / DÉBUT 19:00

RUS - GER 5-0 (2-0, 1-0, 2-0)

Spectators	Referee	Linesmen
5781	HAANPAA Anne (IIHF)	CASSIDY Sue (IIHF), ROBBEN Ilse (IIHF)

Team Statistics

Period	Score	SVS	SOG	PIM	TPP	PPG	SHG
1	2 : 0	8 : 14	16 : 8	4 : 0	0:00 : 3:44	0 : 0	0 : 0
2	1 : 0	7 : 8	9 : 7	6 : 6	4:38 : 5:15	1 : 0	0 : 0
3	2 : 0	10 : 15	17 : 10	2 : 6	4:35 : 2:00	1 : 0	0 : 0
Total	5 : 0	25 : 37	42 : 25	12 : 12	9:13 : 10:59	2 : 0	0 : 0

1st Period

Action	Time	ET/Res	Team	Type	No.	Name	(G) Name of Assistant(s) / Action Description
GK	00:00		RUS		20	GASHENNIKOVA I	
GK	00:00		GER		13	WARTOSCH-K. S	
Goal	03:24	1:0	RUS	EQ	23	BURINA T	(3) 25 PACHKEVITCH E On ice RUS 20 2 4 21 23 25 GER 13 9 20 44 54 66
Goal	07:41	2:0	RUS	EQ	23	BURINA T	(4) 29 SHCHELCHKOVA Z On ice RUS 20 2 17 21 23 29 7 BOBROVA E GER 13 15 17 20 29 44
Penalty	08:31	10:31	RUS	2 min.	-	Team penalty	-Too many players on the ice
Penalty	18:16	20:16	RUS	2 min.	21	TREFILOVA S	-Holding the stick

2nd Period

Action	Time	ET/Res	Team	Type	No.	Name	(G) Name of Assistant(s) / Action Description
GK	20:00		RUS		20	GASHENNIKOVA I	
GK	20:00		GER		13	WARTOSCH-K. S	
Penalty	21:03	23:03	GER	2 min.	69	KINZA S	-Highsticking
Penalty	22:02	24:02	RUS	2 min.	26	SAVENKOVA O	-Hooking
Penalty	25:57	27:57	GER	2 min.	81	BECKER M	-Holding
Penalty	28:50	30:50	RUS	2 min.	2	BARYKINA M	-Hooking
Penalty	31:52	33:31	GER	2 min.	54	VALENTI M	-Holding
Goal	33:31	3:0	RUS	PP1	18	TSAREVA T	(3) 7 BOBROVA E On ice RUS 20 3 7 18 25 29 29 SHCHELCHKOVA Z GER 13 19 20 21 24
Penalty	36:17	38:17	RUS	2 min.	26	SAVENKOVA O	-Interference

3rd Period

Action	Time	ET/Res	Team	Type	No.	Name	(G) Name of Assistant(s) / Action Description
GK	40:00		RUS		20	GASHENNIKOVA I	
GK	40:00		GER		13	WARTOSCH-K. S	
Goal	40:51	4:0	RUS	EQ	17	SMOLENTSEVA E	(1) On ice RUS 20 2 4 17 21 23 GER 13 8 9 25 54 66
Penalty	45:00	45:35	GER	2 min.	21	LANZL M	-Elbowing
Goal	45:35	5:0	RUS	PP1	21	TREFILOVA S	(1) On ice RUS 20 2 4 17 21 23 GER 13 9 20 44 54
Penalty	46:52	48:52	GER	2 min.	29	GRUNDMANN C	-Hooking
Penalty	49:41	51:41	RUS	2 min.	7	BOBROVA E	-Boarding
Penalty	55:39	57:39	GER	2 min.	23	KRUCK S	-Boarding



Goalkeeper Records

Team: RUS - Russia				
No.	Goalkeepers	SOG	SVS	
20	GASHENNIKOVA Irina	25	25	
30	VOTINTSEVA Irina	0	0	

Team: GER - Germany				
No.	Goalkeepers	SOG	SVS	
13	WARTOSCH-KURTEN Step.	42	37	
22	THYSSEN Esther	0	0	

Shots & Plus-Minus

Team: RUS - Russia								
No.	Pos.	Player	1	2	3	OT	TS	+/-
2	D	BARYKINA Maria	1	0	1	0	2	3
3	D	PETROVSKAIA Kristina	1	0	2	0	3	0
18	F	TSAREVA Tatiana	1	3	1	0	5	0
25	F	PACHKEVITCH Ekaterina	3	0	2	0	5	1
29	D	SHCHELCHKOVA Zhanna	0	0	0	0	0	1
4	D	KHOMITCH Alena	0	1	0	0	1	2
7	D	BOBROVA Elena	0	0	1	0	1	0
17	F	SMOLENTSEVA Ekaterina	1	1	2	0	4	2
21	F	TREFILOVA Svetlana	1	1	5	0	7	3
23	F	BURINA Tatiana	5	1	2	0	8	3
10	F	MISHINA Larisa	1	1	0	0	2	0
15	D	PERMYAKOVA Olga	0	0	0	0	0	0
22	F	TERENTIEVA Svetlana	0	0	0	0	0	0
26	D	SAVENKOVA Olga	2	1	0	0	3	0
27	F	BIALKOVSKAIA Elena	0	0	0	0	0	0
11	F	SOTNIKOVA Tatiana	0	0	1	0	1	0
12	F	GLADYCHEVA Ioulia	0	0	0	0	0	0
28	F	TRETYAKOVA Oxana	0	0	0	0	0	0
TOTALS			16	9	17	0	42	

Head Coach: DOLGUSHIN Viacheslav

Team: GER - Germany								
No.	Pos.	Player	1	2	3	OT	TS	+/-
19	F	OSWALD Christina	1	1	1	0	3	0
20	D	LINDE Nina	1	0	1	0	2	-2
21	F	LANZL Michaela	1	2	3	0	6	0
44	D	SCHRECKENBACH Jana	0	1	0	0	1	-2
81	F	BECKER Maritta	1	1	3	0	5	0
8	D	ZIEGENHALS Nina	1	0	0	0	1	-1
9	F	WOLF Raffi	0	1	0	0	1	-2
25	D	RUCKAUER Sabine	0	0	0	0	0	-1
54	F	VALENTI Maren	0	0	1	0	1	-2
66	F	EVERS Bettina	0	0	0	0	0	-2
14	F	SCHEYTT Anja	0	0	0	0	0	0
23	D	KRUCK Sabrina	0	1	0	0	1	0
24	F	FRUHWIRT Stephanie	0	0	0	0	0	0
69	D	KINZA Sandra	0	0	1	0	1	0
71	F	WIERSCHER Julia	3	0	0	0	3	0
15	F	RITTER Nina	0	0	0	0	0	-1
17	F	REINDL Franziska	0	0	0	0	0	-1
29	F	GRUNDMANN Claudia	0	0	0	0	0	-1
TOTALS			8	7	10	0	25	

Head Coach: NITTEL Rainer

LEGEND

ET/Res	Penalty end time/Result of game	OT	Overtime	SH1	Shorthanded - 1 player
ENG	Empty net goal	Pen.	Penalty	SH2	Shorthanded - 2 players
EQ	Equal strength	PIM	Penalties in minutes	SHG	Shorthanded goals
(G)	Number of goals in tournament	Pos.	Position	SOG	Shots on goal
GA	Goals against		D - Defense	SSG	Shots saved by goalkeeper
GF	Goals for		F - Forward	SVS	Saves
GK	Goalkeeper	PP1	Power play - 1 player	T	Number of games tied
GP	Number of games played	PP2	Power play - 2 players	TS	Total shots by player
GWS	Game winning shot	PPG	Power play goals	TPP	Time on power play
L	Number of games lost	PS	Penalty shot	W	Number of games won
No.	Player number	PTS	Points		
+/-	Net result of positive and negative participation				



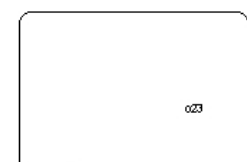
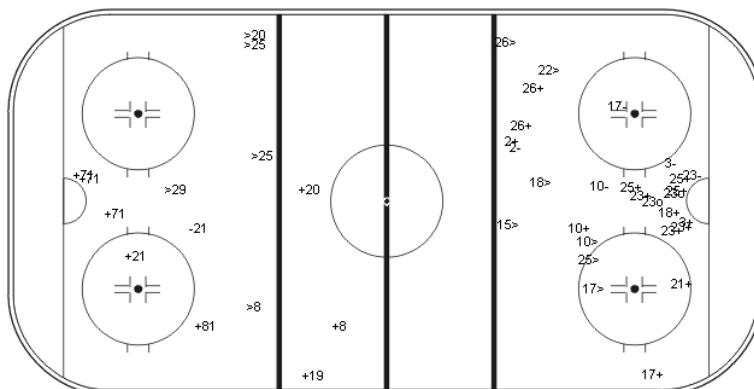
ICE HOCKEY WOMEN, PLAY-OFF, GAME 18
 HOCKEY SUR GLACE DAMES, PHASE FINALE, MATCH 18

PEAKS TUE 19 FEB 2002 / MAR 19 FEV 2002 START TIME / DÉBUT 19:00

RUS - GER



GK 20 of RUS



GK 13 of GER

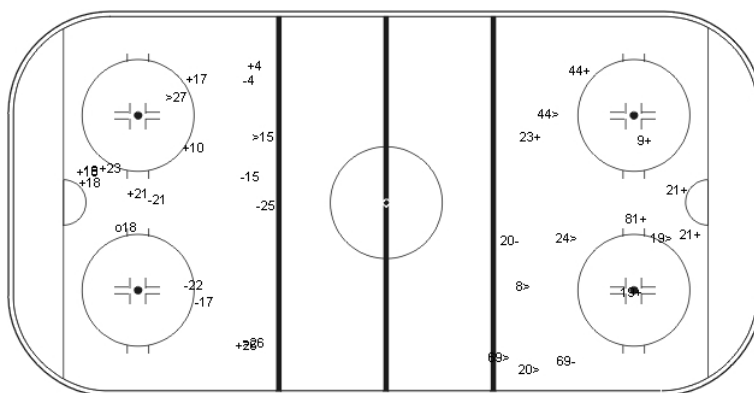
Shots by GER
 Goals (o): 0 SSG(+): 8
 SSP(<): 5 SPG(-): 1

Period: 1

Shots by RUS
 Goals (o): 2 SSG(+): 14
 SSP(>): 7 SPG(-): 5



GK 13 of GER



GK 20 of RUS

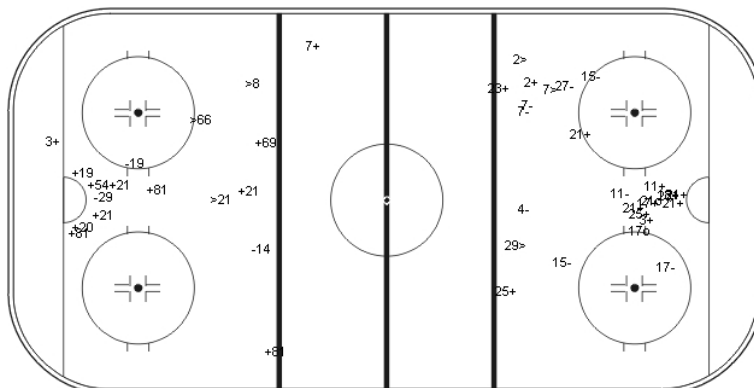
Shots by RUS
 Goals (o): 1 SSG(+): 8
 SSP(<): 3 SPG(-): 7

Period: 2

Shots by GER
 Goals (o): 0 SSG(+): 7
 SSP(>): 6 SPG(-): 2



GK 20 of RUS



GK 13 of GER

Shots by GER
 Goals (o): 0 SSG(+): 10
 SSP(<): 3 SPG(-): 3

Period: 3

Shots by RUS
 Goals (o): 2 SSG(+): 15
 SSP(>): 3 SPG(-): 8

LEGEND

ENG Empty net goal
GK Goalkeeper

SPG Shots past goal
SSG Shots saved by goalkeeper

SSP Shots saved by player



ICE HOCKEY WOMEN, PLAY-OFF, GAME 18
 HOCKEY SUR GLACE DAMES, PHASE FINALE, MATCH 18

PEAKS TUE 19 FEB 2002 / MAR 19 FEV 2002 START TIME / DÉBUT 19:00


RUS - GER

Face-off by RUS

Period: 1

	Won	Lost
DZ	1	2
MZ	3	5
AZ	6	1
Total	10	8

Period 1 (RUS - GER)



Face-off by GER

Period: 1

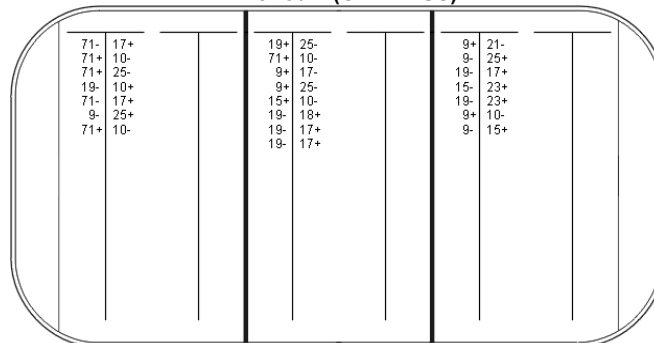
	Won	Lost
DZ	1	6
MZ	5	3
AZ	2	1
Total	8	10

Face-off by GER

Period: 2

	Won	Lost
DZ	3	4
MZ	5	3
AZ	2	5
Total	10	12

Period 2 (GER - RUS)



Face-off by RUS

Period: 2

	Won	Lost
DZ	5	2
MZ	3	5
AZ	4	3
Total	12	10

Game total

	Won	Lost
DZ	4	10
MZ	10	6
AZ	4	6
Total	18	22

Game total


	Won	Lost
DZ	6	4
MZ	6	10
AZ	10	4
Total	22	18

Face-off by RUS

Period: 3

	Won	Lost
DZ	4	6
MZ	6	3
AZ	7	2
Total	17	11

Period 3 (RUS - GER)



Face-off by GER

Period: 3

	Won	Lost
DZ	2	7
MZ	3	6
AZ	6	4
Total	11	17

Game total

	Won	Lost
DZ	10	10
MZ	12	13
AZ	17	6
Total	39	29

Game total

	Won	Lost
DZ	6	17
MZ	13	12
AZ	10	10
Total	29	39

LEGEND

AZ Attack zone

DZ Defensive zone

MZ Middle zone



ICE HOCKEY WOMEN, PLAY-OFF, GAME 19
HOCKEY SUR GLACE DAMES, PHASE FINALE, MATCH 19

PEAKS THU 21 FEB 2002 / JEU 21 FEV 2002 START TIME / DÉBUT 12:10

FIN - SWE

Referee

VANDERHORST Laura (IIHF)

Linesmen

PIACENTINI Julie (IIHF), CASSIDY Sue (IIHF)

Goalkeepers

Team: FIN

No. Name

19 PUPUTTI Tuula
30 HALONEN Minna-Monica

Team: SWE

No. Name

30 MARTIN Kim
35 AHLEN Annica

Team Line-ups

Team: FIN (WHITE)

No. Pos. Name

3	D	LAAKSONEN Emma
10	F	FISK Sari
16	F	REIMA Tiia
20	D	HANNINEN Kirsi
28	F	RIIPI Katja
8	F	VOUTILAINEN Marjo
9	D	MERTANEN Terhi
22	D	SALO Paivi
23	F	SIKIO Hanne
25	F	PALVILA Marja-Helena
5	D	AHONEN Pirjo
6	D	SIRVIO Saija
13	F	NIEMINEN Riikka
21	F	VAARAKALLIO Petra
29	F	RANTAMAKI Karoliina
11	F	PARVIAINEN Oona
15	F	HOIKKALA Satu
26	F	SAVIKUJA Henna

Head Coach: LUKKARILA Jouko

Team: SWE (BLUE)

No. Pos. Name

10	F	SAMUELSSON Evelina
18	F	PETTERSSON Josefin
21	F	ELFSBERG Joa
23	D	ANDERSSON Gunilla
25	D	SJOLANDER Therese
5	D	BERGGREN Emelie
6	D	ANDERSSON Anna
7	F	ROTH Maria
8	F	HOLST Erika
17	D	EDSTRAND Ann-Louise
9	F	VIKMAN Anna
14	F	BERGSTRAND Kristina
24	F	JANSSON Nanna
27	D	LINDBERG Ylva
29	F	LINDSTROM Ulrica
11	F	LARSSON Maria
19	F	ALMBLAD Lotta
28	F	RUNDQVIST Danijela

Head Coach: YNGVE Christian

LEGEND

EG	Emergency goalkeeper	No.	Player number	R	Rank
G	Number of games played	Pos.	Position	T	Number of games tied
GA	Goals against		D - Defense	W	Number of games won
GF	Goals for		F - Forward		
L	Number of games lost	PTS	Points		



ICE HOCKEY WOMEN

Round	PLAY-OFF	Venue	Peaks	Date	21 Feb 2002	Start	12.10	Spectators	6298	Game no.	19
-------	----------	-------	-------	------	-------------	-------	-------	------------	------	----------	----

Home team (A) (Jersey colour)		Finland		(WHITE)		Goals																Penalties							
No.	Name	Pos.	L	SOG	#	Time	G	A1	A2	GS	P1	P2	P3	P4	P5	P6	N1	N2	N3	N4	N5	N6	Time	No.	Min	Offence	Start	End	
3*	LAAKSONEN Emma	A	D	1	3	1	31:35	23	3	20	EQ	5	8	19	20	23	25	5	6	7	8	17	30	13:44	9	2	TRIP	13:44	15:44
5	AHONEN Pirjo	D	3	1																				16:39	26	2	BD-CK	16:39	17:15
6	SIRVIO Saija	D	3	0																				34:05	28	2	SLASH	34:05	36:05
8	VOUTILAINEN Marjo	F	2	0																				58:24	22	2	HOOK	58:24	60:00
9	MERTANEN Terhi	D	2	1																									
10*	FISK Sari	C	F	1	2																								
11	PARVIAINEN Oona	F	4	0																									
13	NIEMINEN Riikka	F	3	6																									
15	HOIKKALA Satu	F	4	0																									
16*	REIMA Tiia	F	1	3																									
19*	PUPUTTI Tuula	GK		0																									
20*	HANNINEN Kirsi	A	D	1	3																								
21	VAARAKALLIO Petra	F	3	2																									
22	SALO Paivi	D	2	3																									
23	SIKIO Hanne	F	2	3																									
25	PALVILA Marja-Helena	F	2	3																									
26	SAVIKUJA Henna	F	4	1																									
28*	RIIPI Katja	F	1	1																									
29	RANTAMAKI Karoliina	F	3	1																									
30	HALONEN Minna-Monica	GK		0																									
Team Manager:		SIEPPI Arto		Head Coach: LUKKARILA Jouko																Assistant Coach: KURJENMAKI Jorma									

Visiting team (B) (Jersey colour)		Sweden		(BLUE)		Goals																Penalties							
No.	Name	Pos.	L	SOG	#	Time	G	A1	A2	GS	P1	P2	P3	P4	P5	P6	N1	N2	N3	N4	N5	N6	Time	No.	Min	Offence	Start	End	
5	BERGGREN Emelie	D	2	0	1	05:08	10	23		EQ	10	18	21	23	25	30	3	5	6	8	19	23	07:35	27	2	BD-CK	07:35	09:35	
6	ANDERSSON Anna	A	D	2	2	17:15	10	14		PP1	7	8	10	14	17	30	5	6	16	19	28			11:26	21	2	HOOK	11:26	13:26
7	ROTH Maria	F	2	3																				18:44	6	2	TRIP	18:44	20:44
8	HOLST Erika	C	F	2	0																			21:34	7	2	HI-ST	21:34	23:34
9	VIKMAN Anna	F	3	0																				24:13	8	2	CROSS	24:13	26:13
10*	SAMUELSSON Evelina	F	1	6																				38:59	18	2	INTRF	38:59	40:59
11	LARSSON Maria	F	4	0																				45:29	17	2	HOOK	45:29	47:29
14	BERGSTRAND Kristina	F	3	1																				48:32	29	2	ROUGH	48:32	50:32
17	EDSTRAND Ann-Louise	D	2	1																									
18*	PETTERSSON Josefina	F	1	1																									
19	ALMBLAD Lotta	F	4	1																									
21*	ELFSBERG Joa	F	1	0																									
23*	ANDERSSON Gunilla	D	1	3																									
24	JANSSON Nanna	F	3	0																									
25*	SJOLANDER Therese	D	1	0																									
27	LINDBERG Ylva	D	3	2																									
28	RUNDQVIST Danijela	F	4	0																									
29	LINDSTROM Ulrica	A	F	3	0																								
30*	MARTIN Kim	GK		0																									
35	AHLEN Annica	GK		0																									
Team Manager:		KARLSSON Lars G		Head Coach: YNGVE Christian																Assistant Coach: MORGER Daniel									

Game Summary		Saves										Goalkeeper Records						Goalkeeper Changes		
P	G A:B	SOG A:B	PIM A:B	PPGF A:B	SHGF A:B	GKA1	GKA2	EGA	GKB1	GKB2	EGB	GKA	MIP	GA	GKB	MIP	GA	Time	GKA	GKB
1	0:2	12:11	4:6	0:1	0:0	9	0	0	12	0	0	19	59:22	2	30	60:00	1	00:00	19	30
2	1:0	11:3	2:6	0:0	0:0	3	0	0	10	0	0							59:22	--	30
3	0:0	10:6	2:4	0:0	0:0	6	0	0	10	0	0							60:00	--	--
OVT												Start of game: 12:10		End of game: 14:08						
GWS												Time-out A: 58:47		Time-out B:						
Total	1:2	33:20	8:16	0:1	0:0	18	0	0	32	0	0	Game Supervisor: BUSH Walter								

Referee	VANDERHORST La	Linesman	PIACENTINI Julie	Goal Judge	SMITH Murray	Video GJ	OKOLICANY Juraj
Scorekeeper	SYKORA David	Linesman	CASSIDY Sue	Goal Judge	SMITH David	Game Timekeeper	BATEMAN Theresa
Sign. Manager B		Sign. Manager A		Sign. Scorekeeper		Sign. Referee	



ICE HOCKEY WOMEN, PLAY-OFF, GAME 19
HOCKEY SUR GLACE DAMES, PHASE FINALE, MATCH 19

PEAKS THU 21 FEB 2002 / JEU 21 FEV 2002 START TIME / DÉBUT 12:10

FIN - SWE 1-2 (0-2, 1-0, 0-0)

Spectators	Referee	Linesmen
6298	VANDERHORST Laura (IIHF)	PIACENTINI Julie (IIHF), CASSIDY Sue (IIHF)

Team Statistics

Period	Score	SVS	SOG	PIM	TPP	PPG	SHG
1	0 : 2	9 : 12	12 : 11	4 : 6	5:16 : 2:36	0 : 1	0 : 0
2	1 : 0	3 : 10	11 : 3	2 : 6	5:45 : 2:00	0 : 0	0 : 0
3	0 : 0	6 : 10	10 : 6	2 : 4	4:59 : 1:36	0 : 0	0 : 0
Total	1 : 2	18 : 32	33 : 20	8 : 16	16:00 : 6:12	0 : 1	0 : 0

1st Period

Action	Time	ET/Res	Team	Type	No.	Name	(G) Name of Assistant(s) / Action Description
GK	00:00		FIN		19	PUPUTTI T	
GK	00:00		SWE		30	MARTIN K	
Goal	05:08	0:1	SWE	EQ	10	SAMUELSSON E	(1) 23 ANDERSSON G On ice FIN 19 3 5 6 8 23 SWE 30 10 18 21 23 25
Penalty	07:35	09:35	SWE	2 min.	27	LINDBERG Y	-Body Checking
Penalty	11:26	13:26	SWE	2 min.	21	ELFSBERG J	-Hooking
Penalty	13:44	15:44	FIN	2 min.	9	MERTANEN T	-Tripping
Penalty	16:39	17:15	FIN	2 min.	26	SAVIKUJA H	-Body Checking
Goal	17:15	0:2	SWE	PP1	10	SAMUELSSON E	(2) 14 BERGSTRAND K On ice FIN 19 5 6 16 28 SWE 30 7 8 10 14 17
Penalty	18:44	20:44	SWE	2 min.	6	ANDERSSON A	-Tripping

2nd Period

Action	Time	ET/Res	Team	Type	No.	Name	(G) Name of Assistant(s) / Action Description
GK	20:00		FIN		19	PUPUTTI T	
GK	20:00		SWE		30	MARTIN K	
Penalty	21:34	23:34	SWE	2 min.	7	ROTH M	-Highsticking
Penalty	24:13	26:13	SWE	2 min.	8	HOLST E	-Cross-checking
Goal	31:35	1:2	FIN	EQ	23	SIKIO H	(2) 3 LAAKSONEN E On ice FIN 19 5 8 20 23 25 20 HANNINEN K SWE 30 5 6 7 8 17
Penalty	34:05	36:05	FIN	2 min.	28	RIIPI K	-Slashing
Penalty	38:59	40:59	SWE	2 min.	18	PETTERSSON J	-Interference

3rd Period

Action	Time	ET/Res	Team	Type	No.	Name	(G) Name of Assistant(s) / Action Description
GK	40:00		FIN		19	PUPUTTI T	
GK	40:00		SWE		30	MARTIN K	
Penalty	45:29	47:29	SWE	2 min.	17	EDSTRAND AL	-Hooking
Penalty	48:32	50:32	SWE	2 min.	29	LINDSTROM U	-Roughing
Penalty	58:24	60:00	FIN	2 min.	22	SALO P	-Hooking
GK	59:22		FIN				19 PUPUTTI T-"Goalkeeper out"

Goalkeeper Records

Team: FIN - Finland			
No.	Goalkeepers	SOG	SVS
19	PUPUTTI Tuula	20	18
30	HALONEN Minna-Monica	0	0

Team: SWE - Sweden			
No.	Goalkeepers	SOG	SVS
30	MARTIN Kim	33	32
35	AHLEN Annica	0	0



Shots & Plus-Minus

Team: FIN - Finland							
No.	Pos.	Player	1	2	3	OT	TS +/-
3	D	LAAKSONEN Emma	0	2	1	0	3 -1
10	F	FISK Sari	0	1	1	0	2 0
16	F	REIMA Tiia	2	0	1	0	3 0
20	D	HANNINEN Kirsi	1	1	1	0	3 1
28	F	RIIPI Katja	0	0	1	0	1 0
8	F	VOUTILAINEN Marjo	0	0	0	0	0 0
9	D	MERTANEN Terhi	0	1	0	0	1 0
22	D	SALO Paivi	2	0	1	0	3 0
23	F	SIKIO Hanne	1	2	0	0	3 0
25	F	PALVILA Marja-Helena	3	0	0	0	3 1
5	D	AHONEN Pirjo	0	1	0	0	1 0
6	D	SIRVIO Saija	0	0	0	0	0 -1
13	F	NIEMINEN Riikka	3	1	2	0	6 0
21	F	VAARAKALLIO Petra	0	1	1	0	2 0
29	F	RANTAMAKI Karoliina	0	0	1	0	1 0
11	F	PARVIAINEN Oona	0	0	0	0	0 0
15	F	HOIKKALA Satu	0	0	0	0	0 0
26	F	SAVIKUJA Henna	0	1	0	0	1 0
TOTALS			12	11	10	0	33

Head Coach: LUKKARILA Jouko

Team: SWE - Sweden							
No.	Pos.	Player	1	2	3	OT	TS +/-
10	F	SAMUELSSON Evelina	3	1	2	0	6 1
18	F	PETTERSSON Josefin	0	1	0	0	1 1
21	F	ELFSBERG Joa	0	0	0	0	0 1
23	D	ANDERSSON Gunilla	1	0	2	0	3 1
25	D	SJOLANDER Therese	0	0	0	0	0 1
5	D	BERGGREN Emelie	0	0	0	0	0 -1
6	D	ANDERSSON Anna	2	0	0	0	2 -1
7	F	ROTH Maria	2	0	1	0	3 -1
8	F	HOLST Erika	0	0	0	0	0 -1
17	D	EDSTRAND Ann-Louise	1	0	0	0	1 -1
9	F	VIKMAN Anna	0	0	0	0	0 0
14	F	BERGSTRAND Kristina	1	0	0	0	1 0
24	F	JANSSON Nanna	0	0	0	0	0 0
27	D	LINDBERG Ylva	1	1	0	0	2 0
29	F	LINDSTROM Ulrica	0	0	0	0	0 0
11	F	LARSSON Maria	0	0	0	0	0 0
19	F	ALMBLAD Lotta	0	0	1	0	1 0
28	F	RUNDQVIST Danijela	0	0	0	0	0 0
TOTALS			11	3	6	0	20

Head Coach: YNGVE Christian

LEGEND

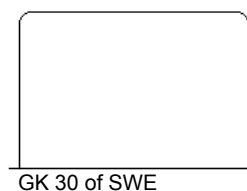
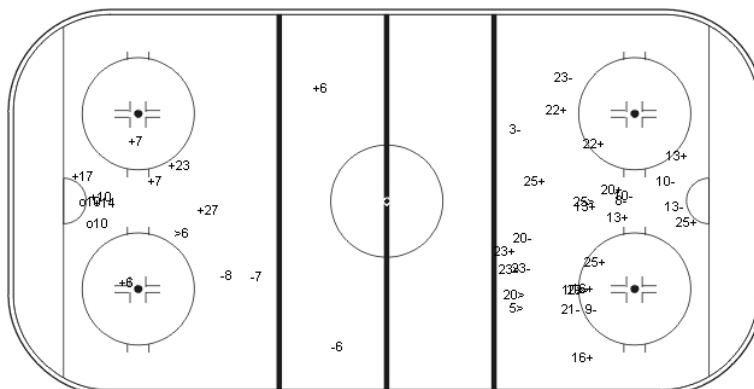
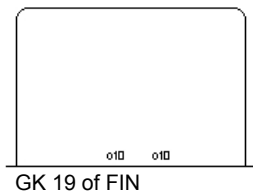
ET/Res	Penalty end time/Result of game	OT	Overtime	SH1	Shorthanded - 1 player
ENG	Empty net goal	Pen.	Penalty	SH2	Shorthanded - 2 players
EQ	Equal strength	PIM	Penalties in minutes	SHG	Shorthanded goals
(G)	Number of goals in tournament	Pos.	Position	SOG	Shots on goal
GA	Goals against		D - Defense	SSG	Shots saved by goalkeeper
GF	Goals for		F - Forward	SVS	Saves
GK	Goalkeeper	PP1	Power play - 1 player	T	Number of games tied
GP	Number of games played	PP2	Power play - 2 players	TS	Total shots by player
GWS	Game winning shot	PPG	Power play goals	TPP	Time on power play
L	Number of games lost	PS	Penalty shot	W	Number of games won
No.	Player number	PTS	Points		
+/-	Net result of positive and negative participation				



ICE HOCKEY WOMEN, PLAY-OFF, GAME 19
 HOCKEY SUR GLACE DAMES, PHASE FINALE, MATCH 19

PEAKS THU 21 FEB 2002 / JEU 21 FEV 2002 START TIME / DÉBUT 12:10


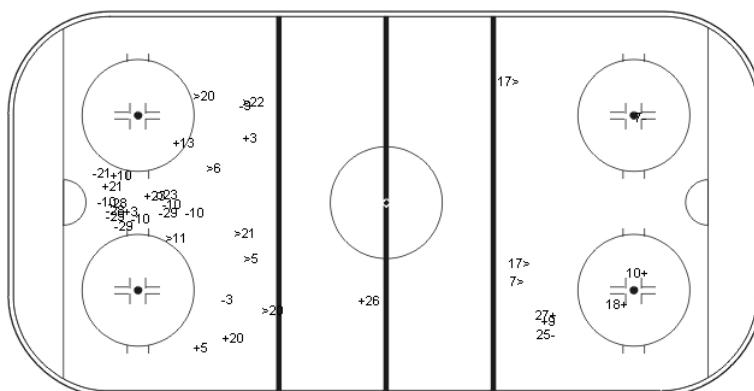
FIN - SWE



Shots by SWE
 Goals (o): 2 SSG(+): 9
 SSP(<): 1 SPG(-): 3

Period: 1

Shots by FIN
 Goals (o): 0 SSG(+): 12
 SSP(>): 6 SPG(-): 10



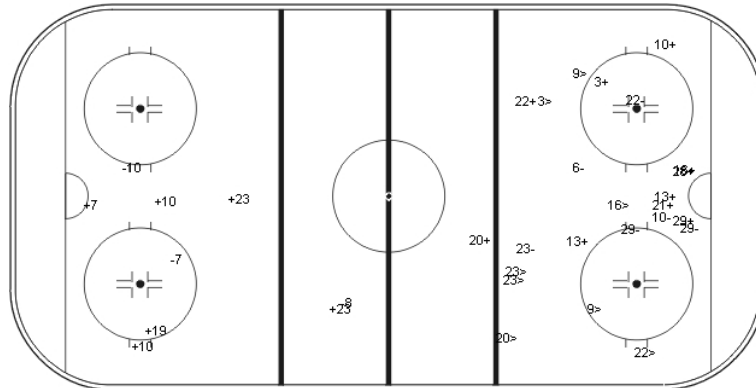
Shots by FIN
 Goals (o): 1 SSG(+): 10
 SSP(<): 7 SPG(-): 12

Period: 2

Shots by SWE
 Goals (o): 0 SSG(+): 3
 SSP(>): 3 SPG(-): 2



GK 19 of FIN



GK 30 of SWE

Shots by SWE
 Goals (o): 0 SSG(+): 6
 SSP(<): 0 SPG(-): 3

Period: 3

Shots by FIN
 Goals (o): 0 SSG(+): 10
 SSP(>): 8 SPG(-): 6

LEGEND

ENG Empty net goal
GK Goalkeeper

SPG Shots past goal
SSG Shots saved by goalkeeper

SSP Shots saved by player



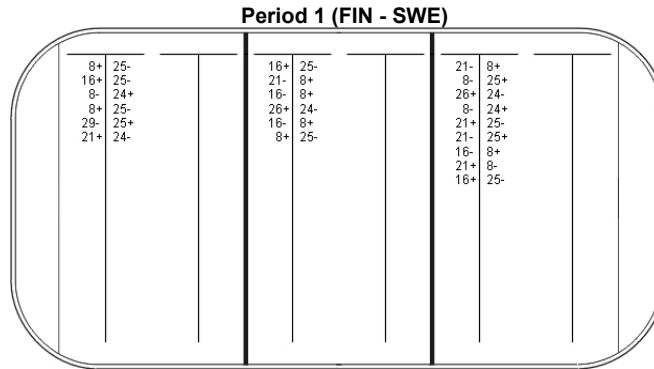
ICE HOCKEY WOMEN, PLAY-OFF, GAME 19
HOCKEY SUR GLACE DAMES, PHASE FINALE, MATCH 19

PEAKS THU 21 FEB 2002 / JEU 21 FEV 2002 START TIME / DÉBUT 12:10

FIN - SWE

Face-off by FIN
Period: 1

	Won	Lost
DZ	4	2
MZ	3	3
AZ	4	5
Total	11	10

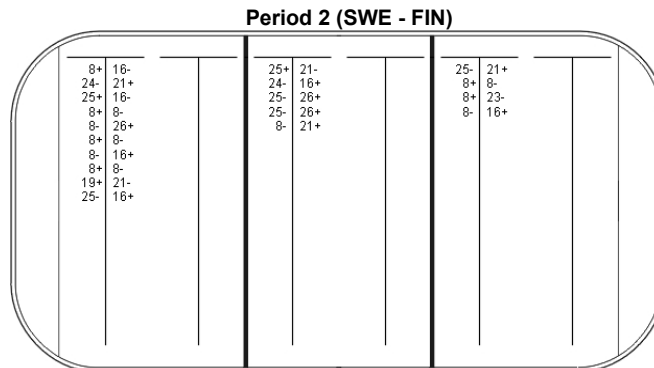


Face-off by SWE
Period: 1

	Won	Lost
DZ	5	4
MZ	3	3
AZ	2	4
Total	10	11

Face-off by SWE
Period: 2

	Won	Lost
DZ	6	4
MZ	1	4
AZ	2	2
Total	9	10



Face-off by FIN
Period: 2

	Won	Lost
DZ	2	2
MZ	4	1
AZ	4	6
Total	10	9

Game total

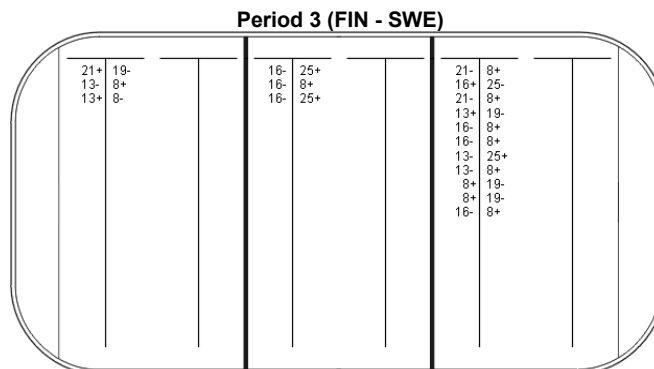
	Won	Lost
DZ	11	8
MZ	4	7
AZ	4	6
Total	19	21

Game total

	Won	Lost
DZ	6	4
MZ	7	4
AZ	8	11
Total	21	19

Face-off by FIN
Period: 3

	Won	Lost
DZ	2	1
MZ	0	3
AZ	4	7
Total	6	11



Face-off by SWE
Period: 3

	Won	Lost
DZ	7	4
MZ	3	0
AZ	1	2
Total	11	6

Game total

	Won	Lost
DZ	8	5
MZ	7	7
AZ	12	18
Total	27	30

Game total

	Won	Lost
DZ	18	12
MZ	7	7
AZ	5	8
Total	30	27

LEGEND			
AZ	Attack zone	DZ	Defensive zone
		MZ	Middle zone



ICE HOCKEY WOMEN, PLAY-OFF, GAME 20
HOCKEY SUR GLACE DAMES, PHASE FINALE, MATCH 20

E CENTER THU 21 FEB 2002 / JEU 21 FEV 2002 START TIME / DÉBUT 17:10

USA - CAN

Referee

LIVINGSTON Stacey (IIHF)

Linesmen

SUBAN Johanna (IIHF), HUJDUSOVA Henrieta (IIHF)

Goalkeepers

Team: USA	
No.	Name
1	DECOSTA Sara
29	TUETING Sarah

Team: CAN	
No.	Name
1	SMALL Sami Jo
33	ST-PIERRE Kim

Team Line-ups

Team: USA (BLUE)		
No.	Pos.	Name
2	D	MOUNSEY Tara
9	F	KILBOURNE Andrea
11	D	MLECZKO AJ
13	F	CHU Julie
25	F	DUNN Tricia
4	D	RUGGIERO Angela
5	D	WALL Lyndsay
6	F	BYE Karyn
12	F	POTTER Jenny
20	F	KING Katie
3	D	KENNEDY Courtney
7	D	MERZ Sue
17	F	WENDELL Krissy
21	F	GRANATO Cammi
22	F	DARWITZ Natalie
8	F	BAKER Laurie
15	F	LOONEY Shelley
24	D	BAILEY Chris
Head Coach: SMITH Benjamin		

Team: CAN (WHITE)		
No.	Pos.	Name
5	D	SOSTORICS Colleen
12	F	DUPUIS Lori
16	F	HEFFORD Jayna
61	F	SUNOHARA Vicky
91	D	HEANEY Geraldine
6	D	BRISSON Therese
15	F	GOYETTE Danielle
22	F	WICKENHEISER Hayley
73	D	CHARTRAND Isabelle
77	F	CAMPBELL Cassie
4	D	KELLAR Becky
11	D	POUNDER Cheryl
17	F	BOTTERILL Jennifer
24	F	BECHARD Kelly
25	F	SHEWCHUK Tammy Lee
7	F	PIPER Cherie
13	F	OUELLETTE Caroline
23	F	ANTAL Dana
Head Coach: SAUVAGEAU Daniele		

LEGEND

EG	Emergency goalkeeper	No.	Player number	R	Rank
G	Number of games played	Pos.	Position	T	Number of games tied
GA	Goals against		D - Defense	W	Number of games won
GF	Goals for		F - Forward		
L	Number of games lost	PTS	Points		



ICE HOCKEY WOMEN

Round	PLAY-OFF	Venue	E Center	Date	21 Feb 2002	Start	17.10	Spectators	8599	Game no.	20
--------------	----------	--------------	----------	-------------	-------------	--------------	-------	-------------------	------	-----------------	----

Home team (A) (Jersey colour)		USA		(BLUE)		Goals																Penalties						
No.	Name	Pos.	L	SOG	#	Time	G	A1	A2	GS	P1	P2	P3	P4	P5	P6	N1	N2	N3	N4	N5	N6	Time	No.	Min	Offence	Start	End
1*	DECOSTA Sara	GK		0	1	21:59	20	21	2	PP1	1	2	6	12	20	21	5	12	33	61	91	06:17	15	2	HOLD	06:17	08:17	
2*	MOUNSEY Tara	D	1	3	2	56:27	6	2	12	PP1	1	2	6	12	20	21	11	22	33	77	91	10:54	3	2	ROUGH	10:54	12:54	
3	KENNEDY Courtney	D	3	0																		35:37	17	2	CHARG	35:37	37:37	
4	RUGGIERO Angela	D	2	1																		38:05	3	2	ROUGH	38:05	40:05	
5	WALL Lyndsay	D	2	0																		40:44	5	2	ROUGH	40:44	42:44	
6	BYE Karyn	A	F	2	3																	50:56	8	2	HO-ST	50:56	52:56	
7	MERZ Sue	D	3	0																								
8	BAKER Laurie	F	4	2																								
9*	KILBOURNE Andrea	F	1	0																								
11*	MLECZKO AJ	D	1	0																								
12	POTTER Jenny	F	2	2																								
13*	CHU Julie	F	1	2																								
15	LOONEY Shelley	F	4	1																								
17	WENDELL Krissy	F	3	2																								
20	KING Katie	F	2	4																								
21	GRANATO Cammi	C	F	3	3																							
22	DARWITZ Natalie	F	3	1																								
24	BAILEY Chris	D	4	1																								
25*	DUNN Tricia	F	1	2																								
29	TUETING Sarah	GK		0																								
Team Manager:	REID Larry		Head Coach:	SMITH Benjamin								Assistant Coach:	SASNER Julie															

Visiting team (B) (Jersey colour)		Canada		(WHITE)		Goals																Penalties						
No.	Name	Pos.	L	SOG	#	Time	G	A1	A2	GS	P1	P2	P3	P4	P5	P6	N1	N2	N3	N4	N5	N6	Time	No.	Min	Offence	Start	End
1	SMALL Sami Jo	GK		0	1	01:45	13	7		EQ	5	7	13	23	33	91	1	2	8	11	15	24	12:15	17	2	TRIP	12:15	14:15
4	KELLAR Becky	D	3	0	2	24:10	22	15		EQ	5	15	22	33	77	91	1	3	7	17	21	22	14:05	22	2	DELAY	14:05	16:05
5*	SOSTORICS Colleen	D	1	0	3	39:59	16	4	6	EQ	4	6	16	33	61		1	4	11	12	20	17:01	6	2	BD-CK	17:01	19:01	
6	BRISSEON Therese	D	2	1																			17:52	61	2	CROSS	17:52	19:52
7	PIPER Cherie	F	4	5																			21:11	4	2	HOOK	21:11	21:59
11	POUNDER Cheryl	D	3	0																			24:51	13	2	ROUGH	24:51	26:51
12*	DUPUIS Lori	F	1	0																			31:25	73	2	TRIP	31:25	33:25
13	OUELLETTE Caroline	F	4	2																			34:03	17	2	TRIP	34:03	36:03
15	GOYETTE Danielle	F	2	2																			38:05	13	2	HOLD	38:05	40:05
16*	HEFFORD Jayna	F	1	2																			41:49	4	2	ROUGH	41:49	43:49
17	BOTTERILL Jennifer	F	3	5																			45:02	5	2	BD-CK	45:02	47:02
22	WICKENHEISER Hayley	A	F	2	4																		50:56	12	2	HI-ST	50:56	52:56
23	ANTAL Dana	F	4	2																			56:04	24	2	TRIP	56:04	56:27
24	BECHARD Kelly	F	3	0																								
25	SHEWCHUK Tammy Lee	F	3	1																								
33*	ST-PIERRE Kim	GK		0																								
61*	SUNOHARA Vicky	A	F	1	2																							
73	CHARTRAND Isabelle	D	2	1																								
77	CAMPBELL Cassie	C	F	2	1																							
91*	HEANEY Geraldine	D	1	1																								
Team Manager:	ROBITAILLE Gaetan		Head Coach:	SAUVAGEAU Daniele								Assistant Coach:	KOZAK Walter															

Game Summary		Saves										Goalkeeper Records						Goalkeeper Changes		
P	G A:B	SOG A:B	PIM A:B	PPGF A:B	SHGF A:B	GKA1	GKA2	EGA	GKB1	GKB2	EGB	GKA	MIP	GA	GKB	MIP	GA	Time	GKA	GKB
1	0:1	11:9	4:8	0:0	0:0	8	0	0	11	0	0	1	59:00	3	33	60:00	2	00:00	1	33
2	1:2	9:10	4:10	1:0	0:0	8	0	0	8	0	0							58:46	--	33
3	1:0	7:10	4:8	1:0	0:0	10	0	0	6	0	0							59:33	1	33
OVT												Start of game: 17:10 End of game: 19:18						59:47	--	33
GWS												Time-out A: 58:46 Time-out B:						60:00	--	--
Total	2:3	27:29	12:26	2:0	0:0	26	0	0	25	0	0	Game Supervisor: TOMITA Shoichi								

Referee	LIVINGSTON Stacey	Linesman	SUBAN Johanna	Goal Judge	KIRSCHNER Tina	Video GJ	JALARVO Jarmo Sa
Scorekeeper	EBERT Bob	Linesman	HUJDUSOVA Henr	Goal Judge	ROBBEN Ilse	Game Timekeeper	BATEMAN Theresa
Sign. Manager B		Sign. Manager A		Sign. Scorekeeper		Sign. Referee	



ICE HOCKEY WOMEN, PLAY-OFF, GAME 20
HOCKEY SUR GLACE DAMES, PHASE FINALE, MATCH 20

E CENTER THU 21 FEB 2002 / JEU 21 FEV 2002 START TIME / DÉBUT 17:10

USA - CAN 2-3 (0-1, 1-2, 1-0)

Spectators	Referee	Linesmen
8599	LIVINGSTON Stacey (IIHF)	SUBAN Johanna (IIHF), HUJDUSOVA Henrieta (IIHF)

Team Statistics

Period	Score	SVS	SOG	PIM	TPP	PPG	SHG
1	0 : 1	8 : 11	11 : 9	4 : 8	6:02 : 3:21	0 : 0	0 : 0
2	1 : 2	8 : 8	9 : 10	4 : 10	6:22 : 1:34	1 : 0	0 : 0
3	1 : 0	10 : 6	7 : 10	4 : 8	3:28 : 1:05	1 : 0	0 : 0
Total	2 : 3	26 : 25	27 : 29	12 : 26	15:52 : 6:00	2 : 0	0 : 0

1st Period

Action	Time	ET/Res	Team	Type	No.	Name	(G) Name of Assistant(s) / Action Description
GK	00:00		USA		1	DECOSTA S	
GK	00:00		CAN		33	ST-PIERRE K	
Goal	01:45	0:1	CAN	EQ	13	OUELLETTE C	(2) 7 PIPER C On ice USA 1 2 8 11 15 24 CAN 33 5 7 13 23 91
Penalty	06:17	08:17	USA	2 min.	15	LOONEY S	-Holding
Penalty	10:54	12:54	USA	2 min.	3	KENNEDY C	-Roughing
Penalty	12:15	14:15	CAN	2 min.	17	BOTTERILL J	-Tripping
Penalty	14:05	16:05	CAN	2 min.	22	WICKENHEISER H	-Delaying the game
Penalty	17:01	19:01	CAN	2 min.	6	BRISSON T	-Body Checking
Penalty	17:52	19:52	CAN	2 min.	61	SUNOHARA V	-Cross-checking

2nd Period

Action	Time	ET/Res	Team	Type	No.	Name	(G) Name of Assistant(s) / Action Description
GK	20:00		USA		1	DECOSTA S	
GK	20:00		CAN		33	ST-PIERRE K	
Penalty	21:11	21:59	CAN	2 min.	4	KELLAR B	-Hooking
Goal	21:59	1:1	USA	PP1	20	KING K	(4) 21 GRANATO C 2 MOUNSEY T On ice USA 1 2 6 12 20 21 CAN 33 5 12 61 91
Goal	24:10	1:2	CAN	EQ	22	WICKENHEISER H	(7) 15 GOYETTE D On ice USA 1 3 7 17 21 22 CAN 33 5 15 22 77 91
Penalty	24:51	26:51	CAN	2 min.	13	OUELLETTE C	-Roughing
Penalty	31:25	33:25	CAN	2 min.	73	CHARTRAND I	-Tripping
Penalty	34:03	36:03	CAN	2 min.	17	BOTTERILL J	-Tripping
Penalty	35:37	37:37	USA	2 min.	17	WENDELL K	-Charging
Penalty	38:05	40:05	USA	2 min.	3	KENNEDY C	-Roughing
Penalty	38:05	40:05	CAN	2 min.	13	OUELLETTE C	-Holding
Goal	39:59	1:3	CAN	EQ	16	HEFFORD J	(3) 4 KELLAR B 6 BRISSON T On ice USA 1 4 11 12 20 CAN 33 4 6 16 61



3rd Period

Action	Time	ET/Res	Team	Type	No.	Name	(G) Name of Assistant(s) / Action Description
GK	40:00		USA		1	DECOSTA S	
GK	40:00		CAN		33	ST-PIERRE K	
Penalty	40:44	42:44	USA	2 min.	5	WALL L	-Roughing
Penalty	41:49	43:49	CAN	2 min.	4	KELLAR B	-Roughing
Penalty	45:02	47:02	CAN	2 min.	5	SOSTORICS C	-Body Checking
Penalty	50:56	52:56	USA	2 min.	8	BAKER L	-Holding the stick
Penalty	50:56	52:56	CAN	2 min.	12	DUPUIS L	-Highsticking
Penalty	56:04	56:27	CAN	2 min.	24	BECHARD K	-Tripping
Goal	56:27	2:3	USA	PP1	6	BYE K	(3) 2 MOUNSEY T On ice USA 1 2 6 12 20 21 12 POTTER J CAN 33 11 22 77 91
GK	58:46		USA				1 DECOSTA S-"Goalkeeper out"
GK	59:33		USA		1	DECOSTA S	-"Goalkeeper in"
GK	59:47		USA				1 DECOSTA S-"Goalkeeper out"

Goalkeeper Records

Team: USA - USA			
No.	Goalkeepers	SOG	SVS
1	DECOSTA Sara	29	26
29	TUETING Sarah	0	0

Team: CAN - Canada			
No.	Goalkeepers	SOG	SVS
33	ST-PIERRE Kim	27	25
	SMALL Sami Jo	0	

Shots & Plus-Minus

Team: USA - USA								
No.	Pos.	Player	1	2	3	OT	TS	+/-
2	D	MOUNSEY Tara	3	0	0	0	3	-1
9	F	KILBOURNE Andrea	0	0	0	0	0	0
11	D	MLECZKO AJ	0	0	0	0	0	-2
13	F	CHU Julie	0	0	2	0	2	0
25	F	DUNN Tricia	0	1	1	0	2	0
4	D	RUGGIERO Angela	1	0	0	0	1	-1
5	D	WALL Lyndsay	0	0	0	0	0	0
6	F	BYE Karyn	1	0	2	0	3	0
12	F	POTTER Jenny	1	1	0	0	2	-1
20	F	KING Katie	1	2	1	0	4	-1
3	D	KENNEDY Courtney	0	0	0	0	0	-1
7	D	MERZ Sue	0	0	0	0	0	-1
17	F	WENDELL Krissy	0	1	1	0	2	-1
21	F	GRANATO Cammi	3	0	0	0	3	-1
22	F	DARWITZ Natalie	0	1	0	0	1	-1
8	F	BAKER Laurie	1	1	0	0	2	-1
15	F	LOONEY Shelley	0	1	0	0	1	-1
24	D	BAILEY Chris	0	1	0	0	1	-1
TOTALS			11	9	7	0	27	

Head Coach: SMITH Benjamin

Team: CAN - Canada								
No.	Pos.	Player	1	2	3	OT	TS	+/-
5	D	SOSTORICS Colleen	0	0	0	0	0	2
12	F	DUPUIS Lori	0	0	0	0	0	0
16	F	HEFFORD Jayna	1	1	0	0	2	1
61	F	SUNOHARA Vicky	1	1	0	0	2	1
91	D	HEANEY Geraldine	0	0	1	0	1	2
6	D	BRISSON Therese	1	0	0	0	1	1
15	F	GOYETTE Danielle	0	2	0	0	2	1
22	F	WICKENHEISER Hayley	0	1	3	0	4	1
73	D	CHARTRAND Isabelle	0	1	0	0	1	0
77	F	CAMPBELL Cassie	1	0	0	0	1	1
4	D	KELLAR Becky	0	0	0	0	0	1
11	D	POUNDER Cheryl	0	0	0	0	0	0
17	F	BOTTERILL Jennifer	3	0	2	0	5	0
24	F	BECHARD Kelly	0	0	0	0	0	0
25	F	SHEWCHUK Tammy Lee	0	0	1	0	1	0
7	F	PIPER Cherie	1	2	2	0	5	1
13	F	OUELLETTE Caroline	1	1	0	0	2	1
23	F	ANTAL Dana	0	1	1	0	2	1
TOTALS			9	10	10	0	29	

Head Coach: SAUVAGEAU Daniele



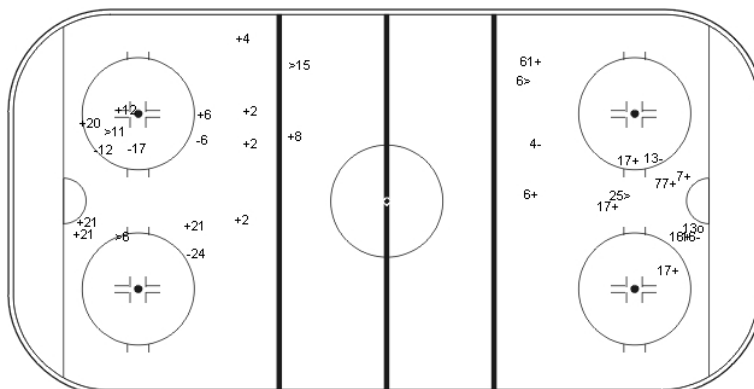
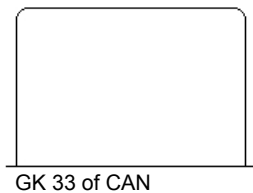
LEGEND			
ET/Res	Penalty end time/Result of game	OT	Overtime
ENG	Empty net goal	Pen.	Penalty
EQ	Equal strength	PIM	Penalties in minutes
(G)	Number of goals in tournament	Pos.	Position
GA	Goals against		D - Defense
GF	Goals for		F - Forward
GK	Goalkeeper	PP1	Power play - 1 player
GP	Number of games played	PP2	Power play - 2 players
GWS	Game winning shot	PPG	Power play goals
L	Number of games lost	PS	Penalty shot
No.	Player number	PTS	Points
+/-	Net result of positive and negative participation	SH1	Shorthanded - 1 player
		SH2	Shorthanded - 2 players
		SHG	Shorthanded goals
		SOG	Shots on goal
		SSG	Shots saved by goalkeeper
		SVS	Saves
		T	Number of games tied
		TS	Total shots by player
		TPP	Time on power play
		W	Number of games won



ICE HOCKEY WOMEN, PLAY-OFF, GAME 20
 HOCKEY SUR GLACE DAMES, PHASE FINALE, MATCH 20

E CENTER THU 21 FEB 2002 / JEU 21 FEV 2002 START TIME / DÉBUT 17:10

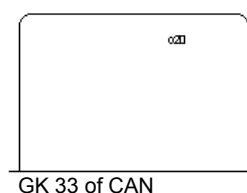
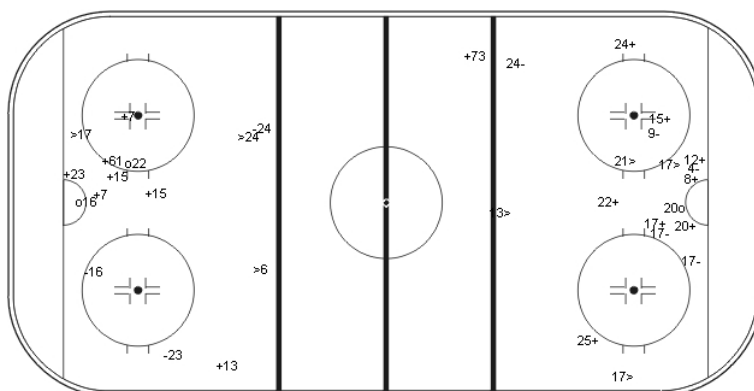
USA - CAN



Shots by USA
 Goals (o): 0
 SSP(<): 3

Period: 1

Shots by CAN
 Goals (o): 1
 SSP(>): 2



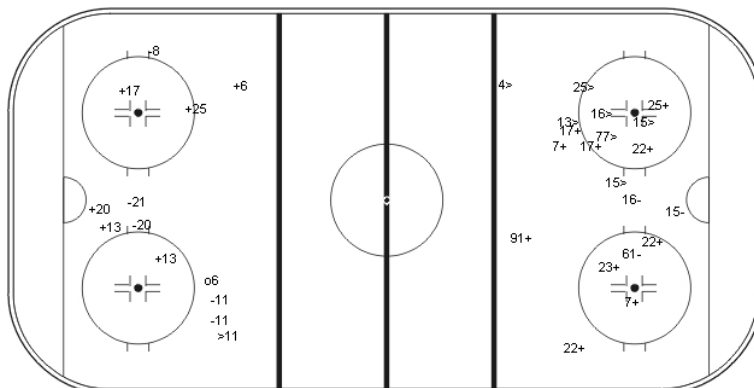
Shots by CAN
 Goals (o): 2
 SSP(<): 3

Period: 2

Shots by USA
 Goals (o): 1
 SSP(>): 4



GK 33 of CAN



GK 1 of USA

Shots by USA
 Goals (0): 1 SSG(+): 6
 SSP(<): 1 SPG(-): 5

Period: 3

Shots by CAN
 Goals (0): 0 SSG(+): 10
 SSP(>): 7 SPG(-): 3

LEGEND

ENG Empty net goal
GK Goalkeeper

SPG Shots past goal
SSG Shots saved by goalkeeper

SSP Shots saved by player



ICE HOCKEY WOMEN, PLAY-OFF, GAME 20
HOCKEY SUR GLACE DAMES, PHASE FINALE, MATCH 20

E CENTER THU 21 FEB 2002 / JEU 21 FEV 2002 START TIME / DÉBUT 17:10


USA - CAN

Face-off by CAN

Period: 1

	Won	Lost
DZ	5	6
MZ	4	1
AZ	1	5
Total	10	12

Period 1 (CAN - USA)



Face-off by USA

Period: 1

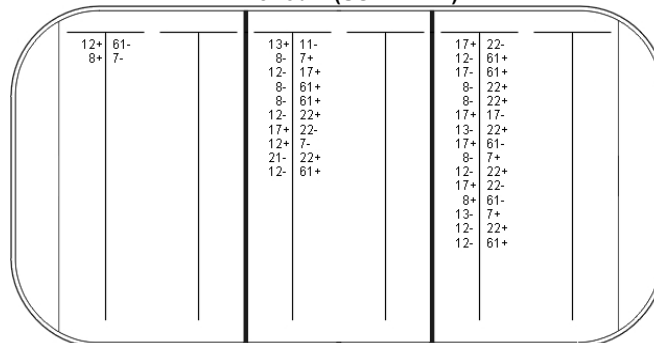
	Won	Lost
DZ	5	1
MZ	1	4
AZ	6	5
Total	12	10

Face-off by USA

Period: 2

	Won	Lost
DZ	2	0
MZ	3	7
AZ	5	10
Total	10	17

Period 2 (USA - CAN)



Face-off by CAN

Period: 2

	Won	Lost
DZ	10	5
MZ	7	3
AZ	0	2
Total	17	10

Game total

	Won	Lost
DZ	7	1
MZ	4	11
AZ	11	15
Total	22	27

Game total


	Won	Lost
DZ	15	11
MZ	11	4
AZ	1	7
Total	27	22

Face-off by CAN

Period: 3

	Won	Lost
DZ	11	4
MZ	4	4
AZ	11	2
Total	26	10

Period 3 (CAN - USA)



Face-off by USA

Period: 3

	Won	Lost
DZ	2	11
MZ	4	4
AZ	4	11
Total	10	26

Game total

	Won	Lost
DZ	26	15
MZ	15	8
AZ	12	9
Total	53	32

Game total

	Won	Lost
DZ	9	12
MZ	8	15
AZ	15	26
Total	32	53

LEGEND

AZ Attack zone DZ Defensive zone MZ Middle zone



ICE HOCKEY WOMEN
HOCKEY SUR GLACE DAMES

As of Game 20 / Après le 20e match

Canada (CAN)

Players

No.	Name	Pos.	GP	G	A	PTS	PIM	+/-	GWG	GTG	PPG	SHG	S	SG%
4	KELLAR Becky	D	5	0	1	1	6	6	0	0	0	0	8	0.00
5	SOSTORICS Colleen	D	5	0	2	2	4	11	0	0	0	0	11	0.00
6	BRISSON Therese	D	5	2	3	5	6	4	0	0	2	0	19	10.53
7	PIPER Cherie	F	5	3	2	5	0	7	0	0	0	0	21	14.29
11	POUNDER Cheryl	D	5	0	0	0	0	8	0	0	0	0	7	0.00
12	DUPOUIS Lori	F	5	1	1	2	4	4	0	0	0	0	10	10.00
13	OUELLETTE Caroline	F	5	2	4	6	6	7	0	0	0	0	14	14.29
15	GOYETTE Danielle	F	5	3	7	10	0	7	0	0	1	0	21	14.29
16	HEFFORD Jayna	F	5	3	4	7	2	7	2	0	0	0	17	17.65
17	BOTTERILL Jennifer	F	5	3	3	6	8	2	1	0	2	0	22	13.64
22	WICKENHEISER Hayley	F	5	7	3	10	2	7	2	0	2	1	30	23.33
23	ANTAL Dana	F	5	2	1	3	2	6	0	0	1	0	20	10.00
24	BECHARD Kelly	F	5	0	1	1	2	0	0	0	0	0	3	0.00
25	SHEWCHUK Tammy Lee	F	5	1	1	2	0	1	0	0	1	0	19	5.26
61	SUNOHARA Vicky	F	5	4	2	6	6	7	0	0	1	0	28	14.29
73	CHARTRAND Isabelle	D	5	2	1	3	2	7	0	0	0	0	8	25.00
77	CAMPBELL Cassie	F	5	2	1	3	2	8	0	0	0	0	10	20.00
91	HEANEY Geraldine	D	5	0	2	2	0	8	0	0	0	0	11	0.00

Goalkeepers

No.	Name	GPT	GKD	GP	MIP	MIP%	GA	SVS	SOG	SVS%	GAA	SO	W	T	L	
1	SMALL Sami Jo		5	5	1	60:00	20.00	0	6	6	100.00	0.00	1	1	0	0
33	ST-PIERRE Kim		5	5	4	240:00	80.00	5	73	78	93.59	1.25	2	4	0	0

LEGEND

A	Assists	MIP	Minutes and seconds played	S	Shots
G	Goals	MIP%	MIP in percentage	SG%	Percentage of goals from total shots
GA	Goals against	No.	Player number	SHG	Shorthanded goals
GAA	Goals against average per 60 minutes	PIM	Penalties in minutes	SO	Shutouts
GKD	Goalkeeper dressed	Pos.	Position	SOG	Shots on goal
GP	Number of games played		D - Defense	SVS	Saves
GPT	Number of games played by team		F - Forward	SVS%	SVS in percentage from total SOG
GTG	Game tying goals	PPG	Power play goals	T	Number of games tied
GWG	Game winning goals	PTS	Points	W	Number of games won
L	Number of games lost	+/-	Net result of positive and negative participation		



ICE HOCKEY WOMEN
HOCKEY SUR GLACE DAMES

As of Game 16 / Après le 16e match

China (CHN)

Players

No.	Name	Pos.	GP	G	A	PTS	PIM	+/-	GWG	GTG	PPG	SHG	S	SG%
2	WANG Ying	D	5	0	0	0	2	-4	0	0	0	0	1	0.00
3	LIU Hongmei	F	5	3	1	4	4	-6	1	0	0	0	22	13.64
4	LI Xuan	D	5	0	0	0	2	-9	0	0	0	0	3	0.00
6	LU Yan	D	5	0	0	0	4	1	0	0	0	0	3	0.00
7	XU Lei	D	5	0	0	0	6	-8	0	0	0	0	6	0.00
8	YANG Xiuqing	F	5	3	1	4	14	-2	0	0	0	0	9	33.33
9	SANG Hong	D	5	0	0	0	4	-7	0	0	0	0	7	0.00
10	CHEN Jing	D	5	0	1	1	4	1	0	0	0	0	5	0.00
11	HU Chunrong	F	5	0	3	3	4	0	0	0	0	0	7	0.00
12	JIN Fengling	F	5	0	1	1	4	-5	0	0	0	0	7	0.00
13	ZHANG Jing	F	5	0	0	0	0	-8	0	0	0	0	3	0.00
14	SUN Rui	F	5	2	2	4	2	-6	0	0	0	0	18	11.11
15	LIU Yanhui	F	5	0	0	0	6	-6	0	0	0	0	2	0.00
18	MA Xiaojun	F	5	1	0	1	2	-4	0	0	0	0	9	11.11
19	WANG Linuo	F	5	0	2	2	4	-2	0	0	0	0	14	0.00
21	GUAN Weinan	D	5	0	0	0	0	0	0	0	0	0	0	0.00
22	DAI Qiuwa	F	5	0	0	0	0	0	0	0	0	0	0	0.00
24	SHEN Tiantian	D	5	0	0	0	0	0	0	0	0	0	0	0.00

Goalkeepers

No.	Name	GPT	GKD	GP	MIP	MIP%	GA	SVS	SOG	SVS%	GAA	SO	W	T	L
1	JIANG Limei		5	5	0:00	0.00	0	0	0	0.00	0.00	0	0	0	0
20	GUO Hong		5	5	301:39	100.00	26	206	232	88.79	5.17	0	1	1	3

LEGEND

A	Assists	MIP	Minutes and seconds played	S	Shots
G	Goals	MIP%	MIP in percentage	SG%	Percentage of goals from total shots
GA	Goals against	No.	Player number	SHG	Shorthanded goals
GAA	Goals against average per 60 minutes	PIM	Penalties in minutes	SO	Shutouts
GKD	Goalkeeper dressed	Pos.	Position	SOG	Shots on goal
GP	Number of games played		D - Defense	SVS	Saves
GPT	Number of games played by team		F - Forward	SVS%	SVS in percentage from total SOG
GTG	Game tying goals	PPG	Power play goals	T	Number of games tied
GWG	Game winning goals	PTS	Points	W	Number of games won
L	Number of games lost	+/-	Net result of positive and negative participation		



ICE HOCKEY WOMEN
HOCKEY SUR GLACE DAMES

As of Game 19 / Après le 19e match

Finland (FIN)

Players

No.	Name	Pos.	GP	G	A	PTS	PIM	+/-	GWG	GTG	PPG	SHG	S	SG%
3	LAAKSONEN Emma	D	5	1	1	2	2	0	0	0	0	0	13	7.69
5	AHONEN Pirjo	D	5	0	0	0	2	-2	0	0	0	0	2	0.00
6	SIRVIO Saija	D	5	1	1	2	10	0	0	0	0	0	5	20.00
8	VOUTILAINEN Marjo	F	5	0	1	1	2	1	0	0	0	0	5	0.00
9	MERTANEN Terhi	D	5	0	1	1	2	0	0	0	0	0	4	0.00
10	FISK Sari	F	5	0	3	3	0	-2	0	0	0	0	14	0.00
11	PARVIAINEN Oona	F	5	1	0	1	0	1	1	0	0	0	4	25.00
13	NIEMINEN Riikka	F	5	0	3	3	2	-2	0	0	0	0	19	0.00
15	HOIKKALA Satu	F	5	0	1	1	2	2	0	0	0	0	1	0.00
16	REIMA Tiia	F	5	2	1	3	2	0	0	0	0	0	14	14.29
20	HANNINEN Kirsi	D	5	0	3	3	0	2	0	0	0	0	14	0.00
21	VAARAKALLIO Petra	F	5	0	0	0	16	-2	0	0	0	0	16	0.00
22	SALO Paivi	D	5	0	0	0	12	-2	0	0	0	0	9	0.00
23	SIKIO Hanne	F	5	2	0	2	2	-2	0	0	1	0	15	13.33
25	PALVILA Marja-Helena	F	5	0	0	0	2	-1	0	0	0	0	8	0.00
26	SAVIKUJA Henna	F	5	0	0	0	4	-2	0	0	0	0	2	0.00
28	RIIPI Katja	F	5	3	3	6	6	4	0	0	0	1	8	37.50
29	RANTAMAKI Karoliina	F	5	1	0	1	0	-1	1	0	1	0	12	8.33

Goalkeepers

No.	Name	GPT	GKD	GP	MIP	MIP%	GA	SVS	SOG	SVS%	GAA	SO	W	T	L
19	PUPUTTI Tuula	5	5	5	299:22	99.79	15	134	149	89.93	3.01	1	2	0	3
30	HALONEN Minna-Monica	5	5	0	0:00	0.00	0	0	0	0.00	0.00	0	0	0	0

LEGEND

A	Assists	MIP	Minutes and seconds played	S	Shots
G	Goals	MIP%	MIP in percentage	SG%	Percentage of goals from total shots
GA	Goals against	No.	Player number	SHG	Shorthanded goals
GAA	Goals against average per 60 minutes	PIM	Penalties in minutes	SO	Shutouts
GKD	Goalkeeper dressed	Pos.	Position	SOG	Shots on goal
GP	Number of games played		D - Defense	SVS	Saves
GPT	Number of games played by team		F - Forward	SVS%	SVS in percentage from total SOG
GTG	Game tying goals	PPG	Power play goals	T	Number of games tied
GWG	Game winning goals	PTS	Points	W	Number of games won
L	Number of games lost	+/-	Net result of positive and negative participation		



ICE HOCKEY WOMEN
HOCKEY SUR GLACE DAMES

As of Game 18 / Après le 18e match

Germany (GER)

Players

No.	Name	Pos.	GP	G	A	PTS	PIM	+/-	GWG	GTG	PPG	SHG	S	SG%
8	ZIEGENHALS Nina	D	5	0	2	2	2	-3	0	0	0	0	1	0.00
9	WOLF Raffi	F	5	0	1	1	4	-3	0	0	0	0	8	0.00
14	SCHEYTT Anja	F	5	0	1	1	0	0	0	0	0	0	4	0.00
15	RITTER Nina	F	5	1	0	1	0	-6	0	0	0	0	3	33.33
17	REINDL Franziska	F	5	0	0	0	2	-3	0	0	0	0	2	0.00
19	OSWALD Christina	F	5	1	2	3	4	0	0	0	1	0	13	7.69
20	LINDE Nina	D	5	0	1	1	0	-4	0	0	0	0	5	0.00
21	LANZL Michaela	F	5	3	1	4	6	-1	1	1	0	0	17	17.65
23	KRUCK Sabrina	D	5	0	0	0	6	-2	0	0	0	0	2	0.00
24	FRUHWIRT Stephanie	F	5	0	1	1	6	-6	0	0	0	0	5	0.00
25	RUCKAUER Sabine	D	5	0	2	2	2	-3	0	0	0	0	6	0.00
29	GRUNDMANN Claudia	F	5	1	0	1	2	-2	0	0	0	0	2	50.00
44	SCHRECKENBACH Jana	D	5	0	0	0	8	-7	0	0	0	0	3	0.00
54	VALENTI Maren	F	5	0	1	1	2	-4	0	0	0	0	6	0.00
66	EVERS Bettina	F	5	0	0	0	0	-4	0	0	0	0	5	0.00
69	KINZA Sandra	D	5	0	0	0	2	-2	0	0	0	0	5	0.00
71	WIERSCHER Julia	F	5	1	0	1	0	-2	0	0	0	0	5	20.00
81	BECKER Maritta	F	5	3	2	5	8	1	0	0	1	1	9	33.33

Goalkeepers

No.	Name	GPT	GKD	GP	MIP	MIP%	GA	SVS	SOG	SVS%	GAA	SO	W	T	L
13	WARTOSCH-KURTEN Step.	5	5	5	228:53	76.29	14	129	143	90.21	3.67	1	1	1	3
22	THYSSEN Esther	5	5	2	71:07	23.71	9	40	49	81.63	7.59	0	0	0	0

LEGEND

A	Assists	MIP	Minutes and seconds played	S	Shots
G	Goals	MIP%	MIP in percentage	SG%	Percentage of goals from total shots
GA	Goals against	No.	Player number	SHG	Shorthanded goals
GAA	Goals against average per 60 minutes	PIM	Penalties in minutes	SO	Shutouts
GKD	Goalkeeper dressed	Pos.	Position	SOG	Shots on goal
GP	Number of games played		D - Defense	SVS	Saves
GPT	Number of games played by team		F - Forward	SVS%	SVS in percentage from total SOG
GTG	Game tying goals	PPG	Power play goals	T	Number of games tied
GWG	Game winning goals	PTS	Points	W	Number of games won
L	Number of games lost	+/-	Net result of positive and negative participation		



ICE HOCKEY WOMEN
HOCKEY SUR GLACE DAMES

As of Game 16 / Après le 16e match

Kazakhstan (KAZ)

Players

No.	Name	Pos.	GP	G	A	PTS	PIM	+/-	GWG	GTG	PPG	SHG	S	SG%
2	ASSONOVA Antonida	D	5	0	0	0	4	-3	0	0	0	0	8	0.00
4	TAIKEVICH Oksana	D	5	0	0	0	16	-5	0	0	0	0	8	0.00
5	KHLYZOVA Tatyana	F	5	0	0	0	2	-5	0	0	0	0	5	0.00
6	VAFINA Lyubov	F	5	0	0	0	2	-5	0	0	0	0	2	0.00
7	ALEXEYEVA Lyubov	F	5	0	0	0	0	0	0	0	0	0	0	0.00
9	POTAPOVA Olga	D	5	0	1	1	4	-9	0	0	0	0	14	0.00
10	SHELMAISTER Yelena	F	5	0	0	0	2	-4	0	0	0	0	9	0.00
11	LOSZEVA Nadezhda	F	5	1	0	1	2	-1	0	0	0	0	9	11.11
12	ADYIEVA Viktoriya	D	5	0	0	0	6	-9	0	0	0	0	8	0.00
14	DIKAMBAYEVA Dinara	F	5	0	0	0	6	-3	0	0	0	0	1	0.00
16	KONYSHEVA Olga	D	5	0	0	0	0	0	0	0	0	0	0	0.00
17	KRYUKOVA Olga	F	5	0	0	0	14	-3	0	0	0	0	5	0.00
19	YAKOVCHUK Natalya	F	5	1	0	1	0	-3	0	0	1	0	19	5.26
21	SAZONOVA Viktoriya	D	5	0	1	1	0	-2	0	0	0	0	0	0.00
23	MALTSEVA Yekaterina	F	5	0	0	0	0	-4	0	0	0	0	7	0.00
27	MALTSEVA Svetlana	F	5	0	0	0	0	-6	0	0	0	0	8	0.00
29	VASSINA Svetlana	F	5	0	1	1	6	-5	0	0	0	0	4	0.00
30	SOLOVYEVA Yuliya	F	5	0	0	0	4	-3	0	0	0	0	0	0.00

Goalkeepers

No.	Name	GPT	GKD	GP	MIP	MIP%	GA	SVS	SOG	SVS%	GAA	SO	W	T	L
1	AKIMBETYEVA Anna	5	5	0	0:00	0.00	0	0	0	0.00	0.00	0	0	0	0
33	TRUNOVA Natalya	5	5	5	301:39	100.00	24	193	217	88.94	4.77	0	0	0	5

LEGEND

A	Assists	MIP	Minutes and seconds played	S	Shots
G	Goals	MIP%	MIP in percentage	SG%	Percentage of goals from total shots
GA	Goals against	No.	Player number	SHG	Shorthanded goals
GAA	Goals against average per 60 minutes	PIM	Penalties in minutes	SO	Shutouts
GKD	Goalkeeper dressed	Pos.	Position	SOG	Shots on goal
GP	Number of games played		D - Defense	SVS	Saves
GPT	Number of games played by team		F - Forward	SVS%	SVS in percentage from total SOG
GTG	Game tying goals	PPG	Power play goals	T	Number of games tied
GWG	Game winning goals	PTS	Points	W	Number of games won
L	Number of games lost	+/-	Net result of positive and negative participation		



ICE HOCKEY WOMEN
HOCKEY SUR GLACE DAMES

As of Game 18 / Après le 18e match

Russia (RUS)

Players

No.	Name	Pos.	GP	G	A	PTS	PIM	+/-	GWG	GTG	PPG	SHG	S	SG%
2	BARYKINA Maria	D	5	0	0	0	4	-3	0	0	0	0	4	0.00
3	PETROVSKAIA Kristina	D	5	0	0	0	0	2	0	0	0	0	10	0.00
4	KHOMITCH Alena	D	5	0	0	0	0	3	0	0	0	0	4	0.00
7	BOBROVA Elena	D	5	0	2	2	4	2	0	0	0	0	4	0.00
10	MISHINA Larisa	F	5	2	0	2	0	1	0	0	0	0	15	13.33
11	SOTNIKOVA Tatiana	F	5	0	0	0	0	0	0	0	0	0	3	0.00
12	GLADYCHEVA Ioulia	F	5	0	0	0	2	-2	0	0	0	0	0	0.00
15	PERMYAKOVA Olga	D	5	0	1	1	6	1	0	0	0	0	6	0.00
17	SMOLENTSEVA Ekaterina	F	5	1	3	4	6	-1	0	0	0	0	15	6.67
18	TSAREVA Tatiana	F	5	3	0	3	18	2	0	0	2	0	16	18.75
21	TREFILOVA Svetlana	F	5	1	2	3	6	1	0	0	1	0	16	6.25
22	TERENTIEVA Svetlana	F	5	1	0	1	2	2	1	0	0	0	8	12.50
23	BURINA Tatiana	F	5	4	0	4	0	0	1	0	0	0	20	20.00
25	PACHKEVITCH Ekaterina	F	5	3	2	5	2	3	1	0	1	0	16	18.75
26	SAVENKOVA Olga	D	5	0	0	0	12	1	0	0	0	0	6	0.00
27	BIALKOVSKAIA Elena	F	5	0	1	1	0	1	0	0	0	0	7	0.00
28	TRETYAKOVA Oxana	F	5	0	0	0	4	-1	0	0	0	0	2	0.00
29	SHCHELCHKOVA Zhanna	D	5	0	3	3	2	-2	0	0	0	0	3	0.00

Goalkeepers

No.	Name	GPT	GKD	GP	MIP	MIP%	GA	SVS	SOG	SVS%	GAA	SO	W	T	L
20	GASHENNIKOVA Irina		5	5	300:00	100.00	12	166	178	93.26	2.40	1	3	0	2
30	VOTINTSEVA Irina		5	5	0:00	0.00	0	0	0	0.00	0.00	0	0	0	0

LEGEND

A	Assists	MIP	Minutes and seconds played	S	Shots
G	Goals	MIP%	MIP in percentage	SG%	Percentage of goals from total shots
GA	Goals against	No.	Player number	SHG	Shorthanded goals
GAA	Goals against average per 60 minutes	PIM	Penalties in minutes	SO	Shutouts
GKD	Goalkeeper dressed	Pos.	Position	SOG	Shots on goal
GP	Number of games played		D - Defense	SVS	Saves
GPT	Number of games played by team		F - Forward	SVS%	SVS in percentage from total SOG
GTG	Game tying goals	PPG	Power play goals	T	Number of games tied
GWG	Game winning goals	PTS	Points	W	Number of games won
L	Number of games lost	+/-	Net result of positive and negative participation		



ICE HOCKEY WOMEN
HOCKEY SUR GLACE DAMES

As of Game 19 / Après le 19e match

Sweden (SWE)

Players

No.	Name	Pos.	GP	G	A	PTS	PIM	+/-	GWG	GTG	PPG	SHG	S	SG%
5	BERGGREN Emelie	D	5	0	0	0	2	-4	0	0	0	0	0	0.00
6	ANDERSSON Anna	D	5	0	1	1	8	-1	0	0	0	0	6	0.00
7	ROTH Maria	F	5	1	3	4	10	-3	0	0	0	1	25	4.00
8	HOLST Erika	F	5	2	3	5	10	-3	1	0	1	0	10	20.00
9	VIKMAN Anna	F	5	1	0	1	0	-4	0	0	0	0	6	16.67
10	SAMUELSSON Evelina	F	5	2	0	2	0	-3	1	0	1	0	18	11.11
11	LARSSON Maria	F	5	0	0	0	0	-2	0	0	0	0	2	0.00
14	BERGSTRAND Kristina	F	5	2	1	3	2	-2	1	0	1	0	10	20.00
17	EDSTRAND Ann-Louise	D	5	1	0	1	2	-5	0	0	1	0	9	11.11
18	PETTERSSON Josefin	F	5	0	1	1	2	-3	0	0	0	0	6	0.00
19	ALMBLAD Lotta	F	4	2	0	2	0	-1	0	0	1	0	11	18.18
21	ELFSBERG Joa	F	5	0	0	0	6	-1	0	0	0	0	6	0.00
23	ANDERSSON Gunilla	D	5	1	1	2	12	-1	0	0	0	0	10	10.00
24	JANSSON Nanna	F	5	0	0	0	2	0	0	0	0	0	3	0.00
25	SJOLANDER Therese	D	5	0	0	0	6	-2	0	0	0	0	6	0.00
27	LINDBERG Ylva	D	5	0	1	1	4	-2	0	0	0	0	7	0.00
28	RUNDQVIST Danijela	F	5	0	0	0	2	1	0	0	0	0	1	0.00
29	LINDSTROM Ulrica	F	5	0	0	0	4	-4	0	0	0	0	3	0.00

Goalkeepers

No.	Name	GPT	GKD	GP	MIP	MIP%	GA	SVS	SOG	SVS%	GAA	SO	W	T	L	
30	MARTIN Kim		5	5	3	180:00	60.00	5	77	82	93.90	1.67	1	2	0	1
35	AHLEN Annica		5	5	2	120:00	40.00	13	71	84	84.52	6.50	0	1	0	1

LEGEND

A	Assists	MIP	Minutes and seconds played	S	Shots
G	Goals	MIP%	MIP in percentage	SG%	Percentage of goals from total shots
GA	Goals against	No.	Player number	SHG	Shorthanded goals
GAA	Goals against average per 60 minutes	PIM	Penalties in minutes	SO	Shutouts
GKD	Goalkeeper dressed	Pos.	Position	SOG	Shots on goal
GP	Number of games played		D - Defense	SVS	Saves
GPT	Number of games played by team		F - Forward	SVS%	SVS in percentage from total SOG
GTG	Game tying goals	PPG	Power play goals	T	Number of games tied
GTG	Game winning goals	PTS	Points	W	Number of games won
L	Number of games lost	+/-	Net result of positive and negative participation		



ICE HOCKEY WOMEN
HOCKEY SUR GLACE DAMES

As of Game 20 / Après le 20e match

USA (USA)

Players

No.	Name	Pos.	GP	G	A	PTS	PIM	+/-	GWG	GTG	PPG	SHG	S	SG%
2	MOUNSEY Tara	D	5	0	7	7	4	5	0	0	0	0	16	0.00
3	KENNEDY Courtney	D	5	0	2	2	6	8	0	0	0	0	10	0.00
4	RUGGIERO Angela	D	5	1	3	4	8	11	0	0	0	0	14	7.14
5	WALL Lyndsay	D	5	0	1	1	4	11	0	0	0	0	8	0.00
6	BYE Karyn	F	5	3	3	6	0	6	1	0	1	0	14	21.43
7	MERZ Sue	D	4	1	0	1	0	5	0	0	0	0	3	33.33
8	BAKER Laurie	F	5	3	2	5	4	5	0	0	0	0	14	21.43
9	KILBOURNE Andrea	F	5	1	1	2	2	5	0	0	1	0	14	7.14
11	MLECZKO AJ	D	5	1	3	4	6	5	0	0	0	0	4	25.00
12	POTTER Jenny	F	5	1	6	7	2	6	0	0	1	0	13	7.69
13	CHU Julie	F	5	2	2	4	2	5	0	0	0	0	13	15.38
15	LOONEY Shelley	F	5	1	2	3	2	5	1	0	0	0	10	10.00
17	WENDELL Krissy	F	5	1	5	6	6	6	0	0	0	0	13	7.69
20	KING Katie	F	5	4	3	7	4	6	0	0	1	0	27	14.81
21	GRANATO Cammi	F	5	6	4	10	0	9	1	0	2	0	25	24.00
22	DARWITZ Natalie	F	5	7	1	8	2	8	1	0	1	1	20	35.00
24	BAILEY Chris	D	5	1	2	3	0	3	0	0	0	0	7	14.29
25	DUNN Tricia	F	5	0	0	0	29	1	0	0	0	0	9	0.00

Goalkeepers

No.	Name	GPT	GKD	GP	MIP	MIP%	GA	SVS	SOG	SVS%	GAA	SO	W	T	L	
1	DECOSTA Sara		5	5	3	179:00	59.67	3	55	58	94.83	1.01	2	2	0	1
29	TUETING Sarah		5	5	2	120:00	40.00	1	19	20	95.00	0.50	1	2	0	0

LEGEND

A	Assists	MIP	Minutes and seconds played	S	Shots
G	Goals	MIP%	MIP in percentage	SG%	Percentage of goals from total shots
GA	Goals against	No.	Player number	SHG	Shorthanded goals
GAA	Goals against average per 60 minutes	PIM	Penalties in minutes	SO	Shutouts
GKD	Goalkeeper dressed	Pos.	Position	SOG	Shots on goal
GP	Number of games played		D - Defense	SVS	Saves
GPT	Number of games played by team		F - Forward	SVS%	SVS in percentage from total SOG
GTG	Game tying goals	PPG	Power play goals	T	Number of games tied
GWG	Game winning goals	PTS	Points	W	Number of games won
L	Number of games lost	+/-	Net result of positive and negative participation		



ICE HOCKEY WOMEN
HOCKEY SUR GLACE DAMES

As of 21 Feb 2002 / En date du 21 Fev 2002

Preliminary Round

Game Group	Teams	Venue	Date	Time	Results	1	2	3	OT	GWS
1 A	CAN - KAZ	E Center	11 FEB	11:05	7 - 0	3 - 0	2 - 0	2 - 0		
2 A	SWE - RUS	Peaks	11 FEB	14:00	3 - 2	2 - 0	1 - 2	0 - 0		
3 B	USA - GER	E Center	12 FEB	11:10	10 - 0	2 - 0	4 - 0	4 - 0		
4 B	FIN - CHN	Peaks	12 FEB	14:00	4 - 0	0 - 0	2 - 0	2 - 0		
5 A	RUS - CAN	E Center	13 FEB	11:05	0 - 7	0 - 2	0 - 2	0 - 3		
6 A	SWE - KAZ	Peaks	13 FEB	14:00	7 - 0	3 - 0	2 - 0	2 - 0		
7 B	FIN - GER	Peaks	14 FEB	11:05	3 - 1	1 - 0	2 - 0	0 - 1		
8 B	CHN - USA	Peaks	14 FEB	16:05	1 - 12	0 - 3	1 - 5	0 - 4		
9 A	KAZ - RUS	Peaks	15 FEB	14:00	1 - 4	1 - 1	0 - 2	0 - 1		
10 B	USA - FIN	E Center	16 FEB	11:05	5 - 0	3 - 0	1 - 0	1 - 0		
11 B	GER - CHN	Peaks	16 FEB	14:00	5 - 5	1 - 1	1 - 4	3 - 0		
12 A	CAN - SWE	Peaks	16 FEB	19:00	11 - 0	1 - 0	4 - 0	6 - 0		

Standings																	
Group A								Group B									
R	Team	GP	W	T	L	GF:GA	GDF	PTS	R	Team	GP	W	T	L	GF:GA	GDF	PTS
1	CAN	3	3	0	0	25 0	25	6	1	USA	3	3	0	0	27 1	26	6
2	SWE	3	2	0	1	10 13	-3	4	2	FIN	3	2	0	1	7 6	1	4
3	RUS	3	1	0	2	6 11	-5	2	3	GER	3	0	1	2	6 18	-12	1
4	KAZ	3	0	0	3	1 18	-17	0	4	CHN	3	0	1	2	6 21	-15	1

Play-Off

Game	Teams	Venue	Date	Time	Results	1	2	3	OT	GWS
13	RUS - CHN	Peaks	17 FEB	14:00	4 - 1	0 - 1	3 - 0	1 - 0		
14	GER - KAZ	E Center	17 FEB	21:00	4 - 0	1 - 0	3 - 0	0 - 0		
15	CAN - FIN	E Center	19 FEB	11:05	7 - 3	2 - 1	0 - 2	5 - 0		
16	CHN - KAZ	Peaks	19 FEB	14:00	2 - 1	1 - 0	0 - 0	0 - 1	1 - 0	
17	USA - SWE	E Center	19 FEB	16:30	4 - 0	2 - 0	1 - 0	1 - 0		
18	RUS - GER	Peaks	19 FEB	19:00	5 - 0	2 - 0	1 - 0	2 - 0		
19	FIN - SWE	Peaks	21 FEB	12:10	1 - 2	0 - 2	1 - 0	0 - 0		
20	USA - CAN	E Center	21 FEB	17:10	2 - 3	0 - 1	1 - 2	1 - 0		

15	CAN - FIN	7 - 3	20	USA - CAN	2 - 3	1CAN
17	USA - SWE	4 - 0	19	FIN - SWE	1 - 2	2USA
13	RUS - CHN	4 - 1	18	RUS - GER	5 - 0	3SWE
14	GER - KAZ	4 - 0	16	CHN - KAZ	2 - 1	4FIN
						5RUS
						6GER
						7CHN
						8KAZ

LEGEND

1	Period 1	GDF	Goal difference	PTS	Points
2	Period 2	GF	Goals for	R	Ranking
3	Period 3	GWS	Game winning shot	T	Number of games tied
GA	Goals against	L	Number of games lost	W	Number of games won
GP	Number of games played	OT	Overtime		



TEAM STATISTICS / STATISTIQUES DES ÉQUIPES

ICE HOCKEY WOMEN HOCKEY SUR GLACE DAMES

As of 21 Feb 2002 / En date du 21 Fev 2002

(Ranked by highest SG% / highest GP)						(Ranked by highest PP% / highest GP)						(Ranked by highest PK% / highest GP)							
Scoring Efficiency						Power Play						Penalty Killing							
R Team	GP	GF	SSG	S	SG%	R Team	GP	ADV	PPGF	PP%	TPP	M:S	R Team	GP	DVG	PPGA	PK%	TSH	M:S
1 USA	5	33	201	234	14.10	1 CAN	5	27	10	37.04	45:11	4:31	1 USA	5	23	0	100.00	43:56	0:00
2 CAN	5	35	244	279	12.54	2 USA	5	29	7	24.14	43:33	6:13	2 CAN	5	21	2	90.48	38:41	19:20
3 GER	5	10	91	101	9.90	3 SWE	5	27	5	18.52	40:34	8:06	3 RUS	5	27	3	88.89	51:09	17:03
4 RUS	5	15	140	155	9.68	4 RUS	5	24	4	16.67	39:24	9:51	=3 SWE	5	27	3	88.89	46:43	15:34
5 SWE	5	12	127	139	8.63	5 GER	5	18	2	11.11	29:57	14:58	5 CHN	5	27	4	85.19	44:13	11:03
6 CHN	5	9	107	116	7.76	6 FIN	5	33	2	6.06	61:16	30:38	6 GER	5	24	5	79.17	41:23	8:16
7 FIN	5	11	154	165	6.67	7 KAZ	5	29	1	3.45	52:17	52:17	7 FIN	5	23	5	78.26	37:05	7:25
8 KAZ	5	2	105	107	1.87	8 CHN	5	18	0	0.00	39:10	0:00	8 KAZ	5	33	9	72.73	48:12	5:21

(Ranked by highest SVS%)										(Ranked by highest PIM)									
Goalkeeping										Penalties									
R Team	GP	GA	SVS	SOG	SVS%	GAA	SHGA	PPGA	SO	ENG	R Team	GP	2	5	10	GM	MP	PIM	PAVG
1 USA	5	4	74	78	94.87	0.80	0	0	3	0	1 USA	5	28	1	0	1	0	81	16:12
2 CAN	5	5	79	84	94.05	1.00	0	2	3	0	2 KAZ	5	39	0	0	0	0	78	15:36
3 RUS	5	12	166	178	93.26	2.40	0	3	1	0	3 SWE	5	33	0	1	0	0	76	15:12
4 FIN	5	15	134	149	89.93	3.00	2	5	1	0	4 RUS	5	30	0	1	0	0	70	14:00
5 SWE	5	18	148	166	89.16	3.60	0	3	1	0	5 CHN	5	28	0	1	0	0	66	13:12
6 KAZ	5	24	193	217	88.94	4.77	2	9	0	0	=5 FIN	5	28	0	1	0	0	66	13:12
7 CHN	5	26	206	232	88.79	5.17	1	4	0	0	7 GER	5	28	0	0	0	0	56	11:12
8 GER	5	23	169	192	88.02	4.60	0	5	1	0	8 CAN	5	26	0	0	0	0	52	10:24

(Ranked by highest NET / lowest GP)				
Shorthanded Goals				
R Team	GP	SHGF	SHGA	NET
1 CAN	5	1	0	1
=1 GER	5	1	0	1
=1 SWE	5	1	0	1
=1 USA	5	1	0	1
5 RUS	5	0	0	0
6 CHN	5	0	1	-1
=6 FIN	5	1	2	-1
8 KAZ	5	0	2	-2

Total number of spectators: 129435
Average of spectators per game: 6471

LEGEND			
2	2 minute penalties	GP	Number of games played
5	5 minute penalties	MP	Match penalties
10	10 minute penalties	M:S	Average time in min:sec
ADV	Advantage (times on power play)	NET	SHGF - SHGA
AVG	Average	PAVG	PIM in average per game
DVG	Disadvantage (times shorthanded)	PIM	Penalties in minutes
ENG	Empty net goal	PK%	Penalty killing percentage
GA	Goals against	PPGA	Power play goals against
GAA	Goals against average per 60 minutes	PPGF	Power play goals for
GF	Goals for	PP%	Power play eff. in percentage
GM	Game/Gross misconducts	R	Ranking
		S	Shots
		SG%	Percentage of goals from total shots
		SHGA	Shorthanded goals against
		SHGF	Shorthanded goals for
		SO	Shutouts
		SOG	Shots on goal
		SSG	Shot saved by goalkeeper
		SVS	Saves
		SVS%	SVS in percentage from total SOG
		TPP	Time on power play
		TSH	Time shorthanded



GOALKEEPERS / GARDIENS DE BUT

ICE HOCKEY WOMEN HOCKEY SUR GLACE DAMES

As of 21 Feb 2002 / En date du 21 Feb 2002

As of Game 20 / Après le 20e match

(Ranked by highest SVS% / lowest GAA / highest GP)

R	Name	NOC	GKD	GP	MIP	MIP%	SOG	GA	SVS	SVS%	GAA	PPGA	SHGA	SO
1	TUETING Sarah	USA	5	2	120:00	40.00	20	1	19	95.00	0.50	0	0	1
2	DECOSTA Sara	USA	5	3	179:00	59.67	58	3	55	94.83	1.01	0	0	2
3	MARTIN Kim	SWE	5	3	180:00	60.00	82	5	77	93.90	1.67	1	0	1
4	ST-PIERRE Kim	CAN	5	4	240:00	80.00	78	5	73	93.59	1.25	2	0	2
5	GASHENNIKOVA Irina	RUS	5	5	300:00	100.00	178	12	166	93.26	2.40	3	0	1
6	WARTOSCH-KURTEN Step.	GER	5	5	228:53	76.29	143	14	129	90.21	3.67	4	0	1
7	PUPUTTI Tuula	FIN	5	5	299:22	99.79	149	15	134	89.93	3.01	5	2	1
8	TRUNOVA Natalya	KAZ	5	5	301:39	100.00	217	24	193	88.94	4.77	9	2	0
9	GUO Hong	CHN	5	5	301:39	100.00	232	26	206	88.79	5.17	4	1	0
10	AHLEN Annica	SWE	5	2	120:00	40.00	84	13	71	84.52	6.50	2	0	0

Goalkeepers with less than 40% of their team's total minutes (MIP% less than 40)

Name	NOC	GKD	GP	MIP	MIP%	SOG	GA	SVS	SVS%	GAA	PPGA	SHGA	SO
SMALL Sami Jo	CAN	5	1	60:00	20.00	6	0	6	100.00	0.00	0	0	1
THYSEN Esther	GER	5	2	71:07	23.71	49	9	40	81.63	7.59	1	0	0

LEGEND

GA	Goals against	MIP%	MIP in percentage	SOG	Shots on goal
GAA	Goals against average per 60 minutes	PPGA	Power play goals against	SVS	Saves
GKD	Goalkeeper dressed	R	Ranking	SVS%	SVS in percentage from total SOG
GP	Number of games played	SHGA	Shorthanded goals against		
MIP	Minutes and seconds played	SO	Shutouts		



ICE HOCKEY WOMEN
HOCKEY SUR GLACE DAMES

As of 21 Feb 2002 / En date du 21 Fev 2002

As of Game 20 / Après le 20e match

(Ranked by highest PTS / highest G)

R Name	NOC	Pos.	GP	G	A	PTS	PIM	+/-
1 WICKENHEISER Hayley	CAN	F	5	7	3	10	2	7
2 GRANATO Cammi	USA	F	5	6	4	10	0	9
3 GOYETTE Danielle	CAN	F	5	3	7	10	0	7
4 DARWITZ Natalie	USA	F	5	7	1	8	2	8
5 KING Katie	USA	F	5	4	3	7	4	6
6 HEFFORD Jayna	CAN	F	5	3	4	7	2	7
7 POTTER Jenny	USA	F	5	1	6	7	2	6
8 MOUNSEY Tara	USA	D	5	0	7	7	4	5
9 SUNOHARA Vicky	CAN	F	5	4	2	6	6	7
10 BOTTERILL Jennifer	CAN	F	5	3	3	6	8	2
=10 BYE Karyn	USA	F	5	3	3	6	0	6
=10 RIIPi Katja	FIN	F	5	3	3	6	6	4
13 OUELLETTE Caroline	CAN	F	5	2	4	6	6	7
14 WENDELL Krissy	USA	F	5	1	5	6	6	6
15 BAKER Laurie	USA	F	5	3	2	5	4	5
=15 BECKER Maritta	GER	F	5	3	2	5	8	1
=15 PACHKEVITCH Ekaterina	RUS	F	5	3	2	5	2	3
=15 PIPER Cherie	CAN	F	5	3	2	5	0	7
19 BRISSON Therese	CAN	D	5	2	3	5	6	4
=19 HOLST Erika	SWE	F	5	2	3	5	10	-3
21 BURINA Tatiana	RUS	F	5	4	0	4	0	0
22 LANZL Michaela	GER	F	5	3	1	4	6	-1
=22 LIU Hongmei	CHN	F	5	3	1	4	4	-6
=22 YANG Xiuqing	CHN	F	5	3	1	4	14	-2
25 CHU Julie	USA	F	5	2	2	4	2	5
=25 SUN Rui	CHN	F	5	2	2	4	2	-6
27 MLECZKO AJ	USA	D	5	1	3	4	6	5
=27 ROTH Maria	SWE	F	5	1	3	4	10	-3
=27 RUGGIERO Angela	USA	D	5	1	3	4	8	11
=27 SMOLENTSEVA Ekaterina	RUS	F	5	1	3	4	6	-1

LEGEND

A	Assists	Pos.	Position	PTS	Points
G	Goals		D - Defense	R	Ranking
GP	Number of games played		F - Forward		
PIM	Penalties in minutes	+/-	Net result of positive and negative participation	=	Equal sign indicates that two or more players share the same rank



ICE HOCKEY WOMEN
HOCKEY SUR GLACE DAMES

As of 21 Feb 2002 / En date du 21 Fev 2002

As of Game 20 / Après le 20e match

(Ranked by highest G)

R Name	NOC	Pos.	GP	G	S	SG%	PPG	SHG	+/-
1 DARWITZ Natalie	USA	F	5	7	20	35.00	1	1	8
=1 WICKENHEISER Hayley	CAN	F	5	7	30	23.33	2	1	7
3 GRANATO Cammi	USA	F	5	6	25	24.00	2	0	9
4 BURINA Tatiana	RUS	F	5	4	20	20.00	0	0	0
=4 KING Katie	USA	F	5	4	27	14.81	1	0	6
=4 SUNOHARA Vicky	CAN	F	5	4	28	14.29	1	0	7
7 BAKER Laurie	USA	F	5	3	14	21.43	0	0	5
=7 BECKER Maritta	GER	F	5	3	9	33.33	1	1	
=7 BOTTERILL Jennifer	CAN	F	5	3	22	13.64	2	0	2
=7 BYE Karyn	USA	F	5	3	14	21.43	1	0	6
=7 GOYETTE Danielle	CAN	F	5	3	21	14.29	1	0	7
=7 HEFFORD Jayna	CAN	F	5	3	17	17.65	0	0	7
=7 LANZL Michaela	GER	F	5	3	17	17.65	0	0	-1
=7 LIU Hongmei	CHN	F	5	3	22	13.64	0	0	-6
=7 PACHKEVITCH Ekaterina	RUS	F	5	3	16	18.75	1	0	3
=7 PIPER Cherie	CAN	F	5	3	21	14.29	0	0	7
=7 RIIPi Katja	FIN	F	5	3	8	37.50	0	1	
=7 TSAREVA Tatiana	RUS	F	5	3	16	18.75	2	0	2
=7 YANG Xiuqing	CHN	F	5	3	9	33.33	0	0	
20 ALMBLAD Lotta	SWE	F	4	2	11	18.18	1	0	-1
=20 ANTAL Dana	CAN	F	5	2	20	10.00	1	0	6
=20 BERGSTRAND Kristina	SWE	F	5	2	10	20.00	1	0	-2
=20 BRISSON Therese	CAN	D	5	2	19	10.53	2	0	4
=20 CAMPBELL Cassie	CAN	F	5	2	10	20.00	0	0	8
=20 CHARTRAND Isabelle	CAN	D	5	2	8	25.00	0	0	
=20 CHU Julie	USA	F	5	2	13	15.38	0	0	5
=20 HOLST Erika	SWE	F	5	2	10	20.00	1	0	-3
=20 MISHINA Larisa	RUS	F	5	2	15	13.33	0	0	1
=20 OUELLETTE Caroline	CAN	F	5	2	14	14.29	0	0	7
=20 REIMA Tiia	FIN	F	5	2	14	14.29	0	0	0
=20 SAMUELSSON Evelina	SWE	F	5	2	18	11.11	1	0	-3
=20 SIKIO Hanne	FIN	F	5	2	15	13.33	1	0	-2
=20 SUN Rui	CHN	F	5	2	18	11.11	0	0	-6

LEGEND			
G	Goals	Pos.	Position
GP	Number of games played		D - Defense
PPG	Power play goals		F - Forward
R	Ranking	+/-	Net result of positive and negative participation
			S Shots
			SHG Shorthanded goals
			SG% Percentage of goals from total shots
			= Equal sign indicates that two or more players share the same rank



ICE HOCKEY WOMEN
HOCKEY SUR GLACE DAMES

As of 21 Feb 2002 / En date du 21 Fev 2002

As of Game 20 / Après le 20e match

(Ranked by highest A)

R	Name	NOC	Pos.	GP	A	+/-
1	GOYETTE Danielle	CAN	F	5	7	7
=1	MOUNSEY Tara	USA	D	5	7	5
3	POTTER Jenny	USA	F	5	6	6
4	WENDELL Krissy	USA	F	5	5	6
5	GRANATO Cammi	USA	F	5	4	9
=5	HEFFORD Jayna	CAN	F	5	4	7
=5	OUELLETTE Caroline	CAN	F	5	4	7
8	BOTTERILL Jennifer	CAN	F	5	3	2
=8	BRISSON Therese	CAN	D	5	3	4
=8	BYE Karyn	USA	F	5	3	6
=8	FISK Sari	FIN	F	5	3	-2
=8	HANNINEN Kirsi	FIN	D	5	3	2
=8	HOLST Erika	SWE	F	5	3	-3
=8	HU Chunrong	CHN	F	5	3	0
=8	KING Katie	USA	F	5	3	6
=8	MLECZKO AJ	USA	D	5	3	5
=8	NIEMINEN Riikka	FIN	F	5	3	-2
=8	RIIPI Katja	FIN	F	5	3	4
=8	ROTH Maria	SWE	F	5	3	-3
=8	RUGGIERO Angela	USA	D	5	3	11
=8	SHCHELCHKOVA Zhanna	RUS	D	5	3	-2
=8	SMOLENTSEVA Ekaterina	RUS	F	5	3	-1
=8	WICKENHEISER Hayley	CAN	F	5	3	7
24	BAILEY Chris	USA	D	5	2	3
=24	BAKER Laurie	USA	F	5	2	5
=24	BECKER Maritta	GER	F	5	2	1
=24	BOBROVA Elena	RUS	D	5	2	2
=24	CHU Julie	USA	F	5	2	5
=24	HEANEY Geraldine	CAN	D	5	2	8
=24	KENNEDY Courtney	USA	D	5	2	8
=24	LOONEY Shelley	USA	F	5	2	5
=24	OSWALD Christina	GER	F	5	2	0
=24	PACHKEVITCH Ekaterina	RUS	F	5	2	3
=24	PIPER Cherie	CAN	F	5	2	7
=24	RUCKAUER Sabine	GER	D	5	2	-3
=24	SOSTORICS Colleen	CAN	D	5	2	11
=24	SUN Rui	CHN	F	5	2	-6
=24	SUNOHARA Vicky	CAN	F	5	2	7
=24	TREFILOVA Svetlana	RUS	F	5	2	1
=24	WANG Linuo	CHN	F	5	2	-2
=24	ZIEGENHALS Nina	GER	D	5	2	-3

**LEGEND**

A	Assists	Pos.	Position
GP	Number of games played		D - Defense
R	Ranking		F - Forward
+/-	Net result of positive and negative participation	=	Equal sign indicates that two or more players share the same rank



ICE HOCKEY WOMEN
HOCKEY SUR GLACE DAMES

As of 21 Feb 2002 / En date du 21 Fev 2002

As of Game 20 / Après le 20e match

(Ranked by highest PTS / highest G / lowest GP)

R	Name	NOC	GP	G	A	PTS	PIM	+/-
1	MOUNSEY Tara	USA	5	0	7	7	4	5
2	BRISSON Therese	CAN	5	2	3	5	6	4
3	MLECZKO AJ	USA	5	1	3	4	6	5
=3	RUGGIERO Angela	USA	5	1	3	4	8	11
5	CHARTRAND Isabelle	CAN	5	2	1	3	2	7
6	BAILEY Chris	USA	5	1	2	3	0	3
7	HANNINEN Kirsi	FIN	5	0	3	3	0	2
=7	SHCHELCHKOVA Zhanna	RUS	5	0	3	3	2	-2
9	ANDERSSON Gunilla	SWE	5	1	1	2	12	-1
=9	LAAKSONEN Emma	FIN	5	1	1	2	2	0
=9	SIRVIO Saija	FIN	5	1	1	2	10	0
12	BOBROVA Elena	RUS	5	0	2	2	4	2
=12	HEANEY Geraldine	CAN	5	0	2	2	0	8
=12	KENNEDY Courtney	USA	5	0	2	2	6	8
=12	RUCKAUER Sabine	GER	5	0	2	2	2	-3
=12	SOSTORICS Colleen	CAN	5	0	2	2	4	11
=12	ZIEGENHALS Nina	GER	5	0	2	2	2	-3
18	MERZ Sue	USA	4	1	0	1	0	5
19	EDSTRAND Ann-Louise	SWE	5	1	0	1	2	-5
20	ANDERSSON Anna	SWE	5	0	1	1	8	-1
=20	CHEN Jing	CHN	5	0	1	1	4	1
=20	KELLAR Becky	CAN	5	0	1	1	6	6
=20	LINDBERG Ylva	SWE	5	0	1	1	4	-2
=20	LINDE Nina	GER	5	0	1	1	0	-4
=20	MERTANEN Terhi	FIN	5	0	1	1	2	0
=20	PERMYAKOVA Olga	RUS	5	0	1	1	6	1
=20	POTAPOVA Olga	KAZ	5	0	1	1	4	-9
=20	SAZONOVA Viktoriya	KAZ	5	0	1	1	0	-2
=20	WALL Lyndsay	USA	5	0	1	1	4	11

LEGEND

A	Assists	GP	Number of games played	PTS	Points
G	Goals	PIM	Penalties in minutes	R	Ranking
+/-	Net result of positive and negative participation	=	Equal sign indicates that two or more players share the same rank		



ICE HOCKEY WOMEN
HOCKEY SUR GLACE DAMES

As of 21 Feb 2002 / En date du 21 Fev 2002

As of Game 20 / Après le 20e match

Average of 4 face-offs per game played required for ranking.

(Ranked by highest FO%)

R	Name	NOC	Pos.	GP	FO+	FO-	FO+/-	FO%
1	HOLST Erika	SWE	F	5	103	41	62	71.53
2	SAVIKUJA Henna	FIN	F	5	14	6	8	70.00
3	WICKENHEISER Hayley	CAN	F	5	86	41	45	67.72
4	PIPER Cherie	CAN	F	5	41	21	20	66.13
5	BOTTERILL Jennifer	CAN	F	5	51	28	23	64.56
6	LI Xuan	CHN	D	5	27	16	11	62.79
7	SUNOHARA Vicky	CAN	F	5	58	38	20	60.42
8	SMOLENTSEVA Ekaterina	RUS	F	5	39	28	11	58.21
9	POTTER Jenny	USA	F	5	50	39	11	56.18
10	PACHKEVITCH Ekaterina	RUS	F	5	56	44	12	56.00
11	WENDELL Krissy	USA	F	5	48	38	10	55.81
12	WIERSCHER Julia	GER	F	5	39	31	8	55.71
13	VAARAKALLIO Petra	FIN	F	5	57	46	11	55.34
14	JANSSON Nanna	SWE	F	5	23	20	3	53.49
15	SANG Hong	CHN	D	5	11	10	1	52.38
16	SUN Rui	CHN	F	5	12	12	0	50.00
17	BAKER Laurie	USA	F	5	33	34	-1	49.25
18	CHU Julie	USA	F	5	27	28	-1	49.09
=18	OSWALD Christina	GER	F	5	54	56	-2	49.09
20	SJOLANDER Therese	SWE	D	5	54	57	-3	48.65
21	CHEN Jing	CHN	D	5	13	14	-1	48.15
22	SHELMAISTER Yelena	KAZ	F	5	28	31	-3	47.46
23	REIMA Tiia	FIN	F	5	46	51	-5	47.42
24	BURINA Tatiana	RUS	F	5	16	20	-4	44.44
25	WOLF Raffi	GER	F	5	43	55	-12	43.88
26	JIN Fengling	CHN	F	5	24	31	-7	43.64
27	MALTSEVA Yekaterina	KAZ	F	5	20	27	-7	42.55
28	KRYUKOVA Olga	KAZ	F	5	43	59	-16	42.16
29	ZHANG Jing	CHN	F	5	22	32	-10	40.74
30	VOUTILAINEN Marjo	FIN	F	5	23	35	-12	39.66

LEGEND

FO+ Face-offs won

FO- Face-offs lost

FO+/- Face-offs net

= Equal sign indicates that two or more players share the same rank

FO% Face-offs won in percentage

GP Number of games played

Pos. Position

D - Defense

F - Forward

R Ranking



ICE HOCKEY WOMEN
HOCKEY SUR GLACE DAMES

As of 21 Feb 2002 / En date du 21 Fev 2002

As of Game 20 / Après le 20e match

(Ranked by highest +/- / highest +)

R	Name	NOC	Pos.	GP	+	-	+/-
1	RUGGIERO Angela	USA	D	5	12	1	11
=1	SOSTORICS Colleen	CAN	D	5	12	1	11
3	WALL Lyndsay	USA	D	5	11	0	11
4	GRANATO Cammi	USA	F	5	11	2	9
5	CAMPBELL Cassie	CAN	F	5	10	2	8
=5	DARWITZ Natalie	USA	F	5	10	2	8
=5	HEANEY Geraldine	CAN	D	5	10	2	8
=5	KENNEDY Courtney	USA	D	5	10	2	8
9	POUNDER Cheryl	CAN	D	5	8	0	8
10	GOYETTE Danielle	CAN	F	5	9	2	7
=10	WICKENHEISER Hayley	CAN	F	5	9	2	7
12	OUELLETTE Caroline	CAN	F	5	8	1	7
=12	PIPER Cherie	CAN	F	5	8	1	7
14	CHARTRAND Isabelle	CAN	D	5	7	0	7
=14	HEFFORD Jayna	CAN	F	5	7	0	7
=14	SUNOHARA Vicky	CAN	F	5	7	0	7
17	WENDELL Krissy	USA	F	5	8	2	6
18	KING Katie	USA	F	5	7	1	6
=18	POTTER Jenny	USA	F	5	7	1	6
20	ANTAL Dana	CAN	F	5	6	0	6
=20	BYE Karyn	USA	F	5	6	0	6
=20	KELLAR Becky	CAN	D	5	6	0	6
23	MLECZKO AJ	USA	D	5	7	2	5
=23	MOUNSEY Tara	USA	D	5	7	2	5
25	BAKER Laurie	USA	F	5	6	1	5
=25	LOONEY Shelley	USA	F	5	6	1	5
=25	MERZ Sue	USA	D	4	6	1	5
28	CHU Julie	USA	F	5	5	0	5
=28	KILBOURNE Andrea	USA	F	5	5	0	5
30	BRISSON Therese	CAN	D	5	7	3	4

LEGEND

GP	Number of games played	Pos.	Position	R	Ranking
+	Positive participation		D - Defense		
-	Negative participation		F - Forward		
+/-	Net result of positive and negative participation	=	Equal sign indicates that two or more players share the same rank		



ICE HOCKEY WOMEN
HOCKEY SUR GLACE DAMES

As of 21 Feb 2002 / En date du 21 Fev 2002

As of Game 20 / Après le 20e match

(Ranked by highest PIM)

R	Name	NOC	Pos.	GP	PIM	2	5	10	GM	MP	PAVG
1	DUNN Tricia	USA	F	5	29	2	1	0	1	0	5:48
2	TSAREVA Tatiana	RUS	F	5	18	4	0	1	0	0	3:36
3	TAIKEVICH Oksana	KAZ	D	5	16	8	0	0	0	0	3:12
=3	VAARAKALLIO Petra	FIN	F	5	16	3	0	1	0	0	3:12
5	KRYUKOVA Olga	KAZ	F	5	14	7	0	0	0	0	2:48
=5	YANG Xiuqing	CHN	F	5	14	2	0	1	0	0	2:48
7	ANDERSSON Gunilla	SWE	D	5	12	1	0	1	0	0	2:24
=7	SALO Paivi	FIN	D	5	12	6	0	0	0	0	2:24
=7	SAVENKOVA Olga	RUS	D	5	12	6	0	0	0	0	2:24
10	HOLST Erika	SWE	F	5	10	5	0	0	0	0	2:00
=10	ROTH Maria	SWE	F	5	10	5	0	0	0	0	2:00
=10	SIRVIO Saija	FIN	D	5	10	5	0	0	0	0	2:00
13	ANDERSSON Anna	SWE	D	5	8	4	0	0	0	0	1:36
=13	BECKER Maritta	GER	F	5	8	4	0	0	0	0	1:36
=13	BOTTERILL Jennifer	CAN	F	5	8	4	0	0	0	0	1:36
=13	RUGGIERO Angela	USA	D	5	8	4	0	0	0	0	1:36
=13	SCHRECKENBACH Jana	GER	D	5	8	4	0	0	0	0	1:36
18	ADYYEVA Viktoriya	KAZ	D	5	6	3	0	0	0	0	1:12
=18	BRISSEON Therese	CAN	D	5	6	3	0	0	0	0	1:12
=18	DIKAMBAYEVA Dinara	KAZ	F	5	6	3	0	0	0	0	1:12
=18	ELFSBERG Joa	SWE	F	5	6	3	0	0	0	0	1:12
=18	FRUHWIRT Stephanie	GER	F	5	6	3	0	0	0	0	1:12
=18	KELLAR Becky	CAN	D	5	6	3	0	0	0	0	1:12
=18	KENNEDY Courtney	USA	D	5	6	3	0	0	0	0	1:12
=18	KRUCK Sabrina	GER	D	5	6	3	0	0	0	0	1:12
=18	LANZL Michaela	GER	F	5	6	3	0	0	0	0	1:12
=18	LIU Yanhui	CHN	F	5	6	3	0	0	0	0	1:12
=18	MLECZKO AJ	USA	D	5	6	3	0	0	0	0	1:12
=18	OUELLETTE Caroline	CAN	F	5	6	3	0	0	0	0	1:12
=18	PERMYAKOVA Olga	RUS	D	5	6	3	0	0	0	0	1:12
=18	RIIPI Katja	FIN	F	5	6	3	0	0	0	0	1:12
=18	SJOLANDER Therese	SWE	D	5	6	3	0	0	0	0	1:12
=18	SMOLENTSEVA Ekaterina	RUS	F	5	6	3	0	0	0	0	1:12
=18	SUNOHARA Vicky	CAN	F	5	6	3	0	0	0	0	1:12
=18	TREFILOVA Svetlana	RUS	F	5	6	3	0	0	0	0	1:12
=18	VASSINA Svetlana	KAZ	F	5	6	3	0	0	0	0	1:12
=18	WENDELL Krissy	USA	F	5	6	3	0	0	0	0	1:12
=18	XU Lei	CHN	D	5	6	3	0	0	0	0	1:12

LEGEND

2	2 minute penalties	GP	Number of games played	Pos.	Position
5	5 minute penalties	MP	Match penalties		D - Defense
10	10 minute penalties	PAVG	PIM in average per game		F - Forward
GM	Game/Gross misconducts	PIM	Penalties in minutes		GK - Goalkeeper
=	Equal sign indicates that two or more players share the same rank			R	Ranking



MEILLEURS JOUEURS CHOISIS PAR LE DIRECTOIRE

ICE HOCKEY WOMEN
HOCKEY SUR GLACE DAMES

As of 21 Feb 2002 / En date du 21 Fev 2002

Award	Number	Name	NOC
Best Goalkeeper	33	ST-PIERRE Kim	CAN
Best Defenseman	4	RUGGIERO Angela	USA
Best Forward	22	WICKENHEISER Hayley	CAN



ICE HOCKEY ALL STAR TEAMS SELECTED BY MEDIA WOMEN

As of 21 Feb 2002

Position	Name	NOC Code
Goalkeeper	ST-PIERRE Kim	CAN
Defenseman	MOUNSEY Tara	USA
	RUGGIERO Angela	USA
Forward	DARWITZ Natalie	USA
	GRANATO Cammie	USA
	WICKENHEISER Hayley	CAN
Most Valuable Player (MVP)	WICKENHEISER Hayley	CAN



ICE HOCKEY MEDAL PRESENTERS WOMEN

Gold:

Richard W. Pound

International Olympic Committee Member and Olympian, Canada

Walter Bush

International Ice Hockey Federation, Vice President

Silver:

Anita L. DeFrantz

International Olympic Committee Member and Olympian, USA

Jan-Ake Edvinsson

General Secretary, International Ice Hockey Federation

Bronze:

Rene Fasel

International Olympic Committee Member, Switzerland

Murray Costello

International Ice Hockey Federation Executive Board Member



ICE HOCKEY WOMEN
HOCKEY SUR GLACE DAMES

As of 21 Feb 2002 / En date du 21 Fev 2002

Medal	NOC	Name
Gold	Canada	ANTAL Dana BECHARD Kelly BOTTERILL Jennifer BRISSON Therese CAMPBELL Cassie CHARTRAND Isabelle DUPUIS Lori GOYETTE Danielle HEANEY Geraldine HEFFORD Jayna KELLAR Becky OUELLETTE Caroline PIPER Cherie POUNDER Cheryl SHEWCHUK Tammy Lee SMALL Sami Jo SOSTORICS Colleen ST-PIERRE Kim SUNOHARA Vicky WICKENHEISER Hayley
Silver	USA	BAILEY Chris BAKER Laurie BYE Karyn CHU Julie DARWITZ Natalie DECOSTA Sara DUNN Tricia GRANATO Cammi KENNEDY Courtney KILBOURNE Andrea KING Katie LOONEY Shelley MERZ Sue MLECZKO AJ MOUNSEY Tara POTTER Jenny RUGGIERO Angela TUETING Sarah WALL Lyndsay WENDELL Krissy



Medal	NOC	Name
Bronze	Sweden	AHLEN Annica ALMBLAD Lotta ANDERSSON Anna ANDERSSON Gunilla BERGGREN Emelie BERGSTRAND Kristina EDSTRAND Ann-Louise ELFSBERG Joa HOLST Erika JANSSON Nanna LARSSON Maria LINDBERG Ylva LINDSTROM Ulrica MARTIN Kim PETTERSSON Josefin ROTH Maria RUNDQVIST Danijela SAMUELSSON Evelina SJOLANDER Therese VIKMAN Anna



INTERNATIONAL OLYMPIC COMMITTEE

DEPARTMENT OF SPORTS,
OLYMPIC GAMES COORDINATION AND RELATIONS
WITH THE INTERNATIONAL FEDERATIONS

Lausanne, 5 July 2002
Ref. no 1470/2002/KML/dsr

**Re : XIX Olympic Winter Games, Salt Lake City 2002
Athlete disqualification**

Dear Sir or Madam,

Please note that, following decisions taken at its meetings on the occasion of the XIX Olympic Winter Games in Salt Lake City, by means of vote by correspondence dated 21 March 2002 and its meeting of 24-27 May 2002 in Kuala Lumpur (MAS), the IOC Executive Board has disqualified the following athletes from the events of the XIX Olympic Winter Games specified below :

<u>Athlete</u>	<u>Sport / Discipline</u>	<u>Disqualification</u>
Olga DANILOVA (RUS)	Cross Country Skiing	Women's 30km classical cross country skiing event
Larissa LAZUTINA (RUS)	Cross Country Skiing	Women's 30km classical cross country skiing event
Johann MUEHLEGG (ESP)	Cross Country Skiing	Men's 50km classical cross country skiing event
Alain BAXTER (GBR)	Alpine Skiing	Men's slalom alpine skiing event
Vasily PANKOV (BLR)	Ice Hockey	Men's ice hockey bronze medal match
Achim WALCHER (AUT)	Cross Country Skiing	Men's 10km, 10km pursuit and 30km mass start cross country skiing events
Marc MAYER (AUT)	Cross Country Skiing	Men's 10km, 10km pursuit, 50km and 15km sprint cross country skiing events

Thank you for your attention to this information.

Yours sincerely,

Gilbert FELLI
Director, Department of Sports,
Olympic Games Coordination
and IF Relations

C R E D I T S R E M E R C I E M E N T S



Flower Sweepers, Figure Skating, Ladies Short Program

D A V I D B U R N E T T

OFFICIAL TIMER Temporisateur Officiel

S E I K O

OFFICIAL IT PROVIDER IT Fournisseur Officiel

S C H L U M B E R G E R S E M A

GAMES DOCUMENTATION Documentation de Jeux

X E R O X

RESULTS CD-ROM PRODUCER Producteur du CD-ROM Resultas

E D W A R D M I T C H E L L / S L O C

Copyright 2002 SLOC.

No part of this publication may be reproduced in any form without prior written permission of SLOC. Adobe, the Adobe logo, Acrobat, the Acrobat logo, are either registered trademarks or trademarks of Adobe Systems Incorporated in the United States and/or other countries. All rights reserved.

Navigation Navigation