

**IAAF**  
*Statistics  
Handbook*



*Special Edition*

*Games of the XXXI Olympiad*  
**Rio 2016**

*Produced in collaboration with ATFS  
Edited by Mark Butler*



# **ATHLETICS STATISTICS BOOK**

Games of the XXXI Olympiad  
Rio de Janeiro 2016



© IAAF Communications Department 2016

Editor: Mark Butler  
Produced by the IAAF Communications Department

# IAAF PRESIDENT'S MESSAGE

## *MESSAGE DU PRESIDENT DE L'IAAF*

Athletes often speak about the 'record books' in a figurative sense, but this publication is as close as you can get to a definitive book of records for track and field at the Olympic Games. I, along with thousands of athletics fans around the world, will regularly be consulting its hundreds of pages as the action unfolds in Rio later this year.

This book features results and reports of all 951 Olympic athletics finals to date, along with a full country index and countless other fascinating facts and figures. In short, each and every significant athletics moment in Olympic history is covered. Therefore this publication will hopefully mean that you won't have to spend hours trawling the internet for elusive Olympic-related information and statistics.

On behalf of the IAAF, I would like to thank the Association of Track and Field Statisticians (ATFS) for the tireless work that has gone in to producing a book such as this one. We are equally grateful to the International Society of Olympic Historians (ISOH) whose sterling efforts mean that events from bygone eras are reported as accurately as possible.

*Les athlètes parlent souvent de «livre des records» au sens figuré, mais cette publication constitue le nec plus ultra du livre des performances d'athlétisme aux Jeux Olympiques. A l'instar des milliers de fans d'athlétisme à travers le monde, je consulterai régulièrement les centaines de pages de cet ouvrage lorsque débiteront les Jeux de Rio cet été.*

*Ce volume contient tous les résultats et comptes rendus des 951 finales olympiques d'athlétisme qui ont eu lieu à ce jour, ainsi qu'un index complet par pays et un nombre incalculable de chiffres et d'anecdotes captivantes. Bref, tous les moments importants de l'histoire olympique y figurent. Par conséquent, grâce à cette publication, vous n'aurez plus à écumer internet à la recherche d'informations et de statistiques olympiques.*

*Au nom de l'IAAF, je tiens à remercier l'Association des statisticiens d'athlétisme (ATFS) pour son inlassable labeur qui trouve sa raison d'être dans la production d'un tel ouvrage. Nous sommes également reconnaissant à la Société internationale des historiens olympiques (ISOH) dont les efforts considérables ont permis de rendre compte d'épreuves appartenant à des époques révolues avec la plus grande précision possible.*

Sebastian Coe  
IAAF President

# CONTENTS

<b>IAAF PRESIDENT'S MESSAGE</b> .....	2
<b>CONTENTS</b> .....	3
<b>EDITOR'S NOTE</b> .....	5
<b>NOTES ON CONTENTS</b> .....	5
<b>IAAF WORLD RECORDS</b> .....	8
<b>OLYMPIC RECORDS</b> .....	10
<b>FACTS &amp; FIGURES</b> .....	11
Chronology of the Games.....	12
Competing Countries.....	12
The Greatest Olympic Athletes? .....	16
Youngest & Oldest.....	23
Medals Across Three Games or More.....	29
Most Games Contested.....	30
Most Finals Contested .....	30
Most Rounds Contested.....	30
Medal Sweeps.....	31
Olympic Track Circumferences.....	31
Doping Violations at Olympic Games.....	32
Placing Tables.....	35
IOC Medal Tables.....	62
<b>OLYMPIC ATHLETICS FINALS 1896-2012</b> .....	69
<b>BEST NATIONAL PLACINGS</b> .....	317
<b>COUNTRY INDEX</b> .....	357

## TABLE DES MATIÈRES

<b>MESSAGE DU PRÉSIDENT DE L'IAAF</b> .....	2
<b>TABLE DES MATIÈRES</b> .....	3
<b>NOTE DE L'ÉDITEUR</b> .....	5
<b>NOTES A PROPOS DU CONTENU</b> .....	5
<b>RECORDS DU MONDE DE L'IAAF</b> .....	8
<b>RECORDS OLYMPIQUES</b> .....	10
<b>FAITS ET CHIFFRES</b> .....	11
Chronologie des Jeux .....	12
Nations participantes .....	12
Les plus grands athlètes?.....	16
Des plus jeunes aux plus vieux.....	23
Médailles à travers trois Jeux ou plus .....	29
Records de participation (athlètes) .....	30
Records de finales disputées.....	30
Records de tours franchis par un athlète .....	30
Les grands chelems du podium .....	31
Circonférences des différentes pistes olympiques.....	31
Infractions au Règles Antidopage aux Jeux Olympiques.....	32
Tableaux de classement .....	35
Tableaux Médaille du CIO .....	62
<b>FINALES OLYMPIQUES D'ATHLETISME 1896-2012</b> .....	69
<b>MEILLEURES PLACES NATIONALES</b> .....	317
<b>INDEX PAR PAYS</b> .....	357



### 2015 – 2019 IAAF Council

<b>President</b>	Sebastian Coe (GBR)
<b>Senior Vice President</b>	Sergey Bubka (UKR)
<b>Vice Presidents</b>	Dahlan Al Hamad (QAT) Hamad Kalkaba Malboum (CMR) Alberto Juantorena Danger (CUB)
<b>Treasurer</b>	José Maria Odriozola (ESP)
<b>Individual Members</b>	Roberto Gesta De Melo (BRA), South America* Nawal El Moutawakel (MAR) Abby Hoffman (CAN) Anna Riccardi (ITA) Pauline Davis-Thompson (BAH) Geoff Gardner (NFI), Oceania* Sylvia Barlag (NED) Ahmad Al Kamali (UAE) Frank Fredericks (NAM) Bernard Amsalem (FRA) Zhaocai Du (CHN) Victor Lopez (PUR), NACAC* Stephanie Hightower (USA) Hiroshi Yokokawa (JPN) Antti Pihlakoski (FIN) Mikhail Butov (RUS) Adille Sumariwalla (IND) Nawaf Al Saud (KSA) Svein Arne Hansen (NOR), Europe* David Okeyo (KEN), Africa* Karim Ibrahim (MAS), Asia*

*\*Area Group Representatives*

## EDITOR'S NOTE

Welcome to the IAAF "Athletics Statistics Book" for Rio 2016. It is designed to be useful for those seeking answers to those odd statistical questions which might arise as we follow athletics events at the Olympic Games in Rio de Janeiro. The core of the book is the section giving reports and results from all 951 finals. Tantalisingly, we will be up to Olympic athletics final number 998 in Brazil.

The mass of results, details and reports for London 2012 is not the only addition to the book which was produced four years ago. Several sets of series and draws have been added from early Games. For instance you can now read from which lane Thomas Burke became the first ever Olympic 100m Champion. Historical nuggets such as these regularly come to light because of the diligence of my statistical collaborators. Thanks to one of those (Tom Hunt) we now have a "new" oldest ever Olympic medallist. Tom discovered that multi hammer throw medallist Matt McGrath was born in 1875, not 1877.

A less welcome reason for change is to set the record straight in the wake of doping disqualifications. This has become a major task, but one which we must take seriously if only to give credit to the rightful champions, medallists and finalists. As this book's deadline is reached, there are numerous unconfirmed and ongoing cases such as the mass IOC re-tests from Beijing 2008 and London 2012. These pages contain the ranking changes resulting from cases closed by the IAAF as at June 10, 2016. In some events the IOC have yet to confirm the resultant re-allocation of medals. On May 17, 2016 the IOC reported that they are also re-testing the samples of those athletes who could be awarded medals following the disqualification of others.

The two main contributors to this book are Tomas Magnusson and Richard Hymans. Tomas generated the masses of tables and lists as well as keeping on top of historical twists. Richard has carefully unearthed extra details from many past results as well as providing reports from 2012. Despite having a ringside seat for the race, it was only on reading Richard's report that I realised Mohamed Farah's 5000m win in London was the first home victory in that event at the Olympics. Thank you to Tomas and Richard and also Hilary Evans and Bill Mallon from the International Society of Olympic Historians. I am especially grateful to the Alice Annibali and IAAF Communications Department, the IOC The Media Relations Team, and the following individuals who sent corrections and supplied additional data:

Thomas Byrne, David Eiger, Tom Hurst, Andrew Huxtable, Bruce James, Dave Johnson, Winfried Kramer, Gerald Lipp, Phil Minshull, Jon Mulkeen, Walt Murphy, Pierce O'Callaghan, Brian Roe, Piotr Rostkowski, Chris Turner, Johan Wallerstein, Aleksandar Vangelov and Pierre-Jean Vazel.

Mark Butler (Editor)  
June 10, 2016  
mbutler@worldscope.eu

IAAF  
6-8, Quai Antoine 1er  
B.P. 359, MC 98007 Monaco Cedex  
Telephone: +377 93 10 88 88  
Telefax: + 377 93 15 95 15  
E-Mail: headquarters@iaaf.org

---

## Notes on Contents

### General Abbreviations & Symbols

AAU	Amateur Athletic Union (USA)
DQ	Disqualified
DNF	Did not finish
DNS	Did not start
DT	Discus Throw
GANFO	Games of the New Emerging Forces
GS DT	Greek Style Discus Throw
HJ	High Jump
HT	Hammer Throw
IC4A	Inter-Collegiate Amateur Athletic Association of America
JT	Javelin Throw
km	Kilometres
m	metres
LJ	Long Jump
M	Miles
NCAA	National Collegiate Athletic Association

NH	No Height
NM	No mark
o	Clearance (in High Jump or Pole Vault series)
OR	Olympic Record
PV	Pole Vault
SC	Steeplechase
SHJ	Standing High Jump
SLJ	Standing Long Jump
SP	Shot Put
STJ	Standing Triple Jump
TJ	Triple Jump
TR	Team Race
WB	World Best
WR	World Record
y	Yards
x	miss or foul
XC	Cross Country
-	pass

**Technical Data** (from IAAF Competition Rules 2016-2017)

<b>Event</b>		<b>Senior Men</b>	<b>Senior Women</b>
3000m Steeplechase	Number of Hurdles	28 (4 each lap)	28 (4 each lap)
	Height	91.4cm (±3mm)	76.2cm (±3mm)
	Minimum Width	3.94m	3.94m
	Cross-section of Top of Barrier	12.7cm square	12.7cm square
	Number of Water Jumps	7 (1 each lap)	7 (1 each lap)
	Length of Water Jump	3.66m (±2cm)	3.66m (±2cm)
	Width of Water Jump	3.66m (±2cm)	3.66m (±2cm)
	Water depth at Barrier	50-70cm	50-70cm
100m Hurdles	Number of Hurdles	-	10
	Height	-	83.8cm (±3mm)
	Start to First Hurdle	-	13m
	Between Hurdles	-	8.5m
110m Hurdles	Last Hurdle to Finish	-	10.5m
	Number of Hurdles	10	-
	Height	106.7cm (±3mm)	-
	Start to First Hurdle	13.72m	-
400m Hurdles	Between Hurdles	9.14m	-
	Last Hurdle to Finish	14.02m	-
	Number of Hurdles	10	10
	Height	91.4cm (±3mm)	76.2cm (±3mm)
High Jump	Start to First Hurdle	45m	45m
	Between Hurdles	35m	35m
	Last Hurdle to Finish	40m	40m
	Crossbar Length	4.00m (±2cm)	4.00m (±2cm)
Pole Vault	Crossbar Weight	Up to 2Kg	Up to 2Kg
	Landing Area (minimum)	6m x 4m x 70cm	6m x 4m x 70cm
	Crossbar Length	4.50m (±2cm)	4.50m (±2cm)
Shot Put	Crossbar Weight	Up to 2.25Kg	Up to 2.25Kg
	Landing Area (minimum)	6m x 6m x 80cm	6m x 6m x 80cm
	Plus a minimum of 2m front pieces		
	Take-off Board Length	1.22m (±1cm)	1.22m (±1cm)
Discus Throw	Take-off Board Width	20cm (±2mm)	20cm (±2mm)
	Plasticine Board Width	10cm (±2mm)	10cm (±2mm)
	Pit Width	2.75-3m	2.75-3m
	Weight	7.26Kg	4Kg
Hammer Throw	Diameter	110-130mm	95-110mm
	Sector Angle	34.92°	34.92°
	Circle Diameter	2.135m (±5mm)	2.135m (±5mm)
	Stop Board Height	10cm (±2mm)	10cm (±2mm)
Javelin Throw	Stop Board Length	1.21m (±1cm)	1.21m (±1cm)
	Weight	2Kg	1Kg
	Diameter	219-221mm	180-182mm
	Sector Angle	34.92°	34.92°
Relays	Circle Diameter	2.5m (±5mm)	2.5m (±5mm)
	Weight	7.26Kg	4Kg
	Diameter of Head	110-130mm	95-110mm
	Length	Up to 1.215m	Up to 1.195m
Relays	Sector Angle	34.92°	34.92°
	Circle Diameter	2.135m (±5mm)	2.135m (±5mm)
	Weight	800gm	600gm
	Length	2.6-2.7m	2.2-2.3m
Relays	Sector Angle	28.96°	28.96°
	Baton Length	28-30cm	28-30cm
	Baton Weight	Not less than 50gm	Not less than 50gm
	Length of Takeover Zone	20m	20m
Relays	Baton Diameter	4cm (±2mm)	4cm (±2mm)

## Countries

### IAAF Members (214)

AFG Afghanistan	GER Germany	NRU Nauru	BGU British Guiana (now GUY)
AIA Anguilla	GHA Ghana	NZL New Zealand	BHR Bahrain (now BRN)
ALB Albania	GIB Gibraltar	OMA Oman	BHO British Honduras
ALG Algeria	GRE Greece	PAK Pakistan	BIR Burma (now MYA/Myanmar)
AND Andorra	GRN Grenada	PAN Panama	BKF Burkina Faso (now BUR)
ANG Angola	GUA Guatemala	PAR Paraguay	BOH Bohemia
ANT Antigua & Barbuda	GUI Guinea	PER Peru	BOS Bosnia & Herzegovina (now BIH)
ARG Argentina	GUM Guam	PHI Philippines	BSH Bosnia & Herzegovina (now BIH)
ARM Armenia	GUY Guyana	PLE Palestine	BUR Burundi (now BDI, BUR is now Burkina Faso)
ARU Aruba	HAI Haiti	PLW Palau	Was also the code for Burma/Myanmar at the 1960 Olympic Games
ASA American Samoa	HKG Hong Kong, China	PNG Papua New Guinea	BVI British Virgin Islands (now IVB)
AUS Australia	HON Honduras	POL Poland	BWI British West Indies
AUT Austria	HUN Hungary	POR Portugal	CEY Ceylon (now SRI)
AZE Azerbaijan	INA Indonesia	PRK DPR Korea	CKI Cook Islands (now COK)
BAH Bahamas	IND India	PUR Puerto Rico	CUR Curução
BAN Bangladesh	IRI Iran	PYF French Polynesia	CVD Cape Verde Islands (now CPV)
BAR Barbados	IRL Ireland	QAT Qatar	DAH Dahomey (Now BEN/Benin)
BDI Burundi	IRQ Iraq	ROU Romania	DMN Dominica (now DMA)
BEL Belgium	ISL Iceland	RSA Republic of South Africa	ENG England
BEN Benin	ISR Israel	RUS Russia	EUN Unified Team (Formerly USSR)
BER Bermuda	ISV Virgin Islands (US)	RWA Rwanda	FRG Federal Republic of Germany (now GER)
BHU Bhutan	IVB British Virgin Islands	SAM Western Samoa	GBI Great Britain & Ireland (pre- 1922)
BIH Bosnia & Herzegovina	ITA Italy	SEN Senegal	GDR German Democratic Republic (now GER)
BIZ Belize	JAM Jamaica	SEY Seychelles	GOL Gold Coast (now GHA/Ghana)
BLR Belarus	JOR Jordan	SIN Singapore	GUD Guadeloupe
BOL Bolivia	JPN Japan	SKN Saint Kitts & Nevis	HOL Netherlands (now NED)
BOT Botswana	KAZ Kazakhstan	SLE Sierra Leone	IRN Iran (now IRI)
BRA Brazil	KEN Kenya	SLO Slovenia	IOA Individual Olympic Athletes (2000) or Independent Olympic Athletes (2012)
BRN Bahrain	KGZ Kyrgyzstan	SMR San Marino	IOP Independent Olympic Participants (1992)
BRU Brunei	KGZ Kyrgyzstan	SOL Solomon Islands	KHM Kampuchea (now CAM/Cambodia)
BUL Bulgaria	KIR Kiribati	SOM Somalia	KZK Kazakhstan (now KAZ)
BUR Burkina Faso	KOR Korea	SRB Serbia	LAN Lesser Antilles
CAF Central African Republic	KOS Kosovo	SRI Sri Lanka	LIT Lithuania (now LTU)
CAM Cambodia	KSA Kingdom of Saudi Arabia	SSD South Sudan	MAL Malaya
CAN Canada	KUW Kuwait	STP DR of São Tomé & Príncipe	MLD Maldives (now MDV)
CAY Cayman Islands	LAO Laos	STP DR of São Tomé & Príncipe	MOL Moldova (now MDA)
CGO Congo	LAO Laos	SUD Sudan	MRT Martinique
CHA Chad	LAT Latvia	SUI Switzerland	MSH Marshall Islands (now MHL)
CHI Chile	LBA Libya	SUR Surinam	NAU Nauru (now NRU)
CHN PR of China	LBR Liberia	SVK Slovak Republic	NIR Northern Ireland
CIV Ivory Coast	LCA Saint Lucia	SWE Sweden	NBO North Borneo
CMR Cameroon	LES Lesotho	SWZ Swaziland	NRH Northern Rhodesia (now ZAM)
COD DR of Congo	LIB Lebanon	SYR Syria	NMA Northern Mariana Islands (now NMI)
COK Cook Islands	LIE Liechtenstein	TAN Tanzania	NWF Newfoundland
COL Colombia	LIT Lithuania	TGA Tonga	OMN Oman (now OMA)
COM Comoros	LUX Luxembourg	THA Thailand	PAL Palestine (now PLE)
CPV Cape Verde Islands	MAC Macao	TJK Tadjikistan	PRY Democratic People's Republic of Yemen (now YEM)
CRC Costa Rica	MAD Madagascar	TKM Turkmenistan	RHO Rhodesia (now ZIM/Zimbabwe)
CRO Croatia	MAR Morocco	TKS Turks & Caicos Islands	ROC Republic of China
CUB Cuba	MAS Malaysia	TLS East Timor	ROM Romania (now ROU)
CYP Cyprus	MAW Malawi	TOG Togo	SAA Saar
CZE Czech Republic	MDA Moldova	TPE Chinese Taipei	SAF South Africa (now RSA)
DEN Denmark	MDV Maldives	TTO Trinidad & Tobago	SCG Serbia & Montenegro (formerly Yugoslavia, now SRB & MNE)
DJI Djibouti	MEX Mexico	TUN Tunisia	SCO Scotland
DMA Dominica	MGL Mongolia	TUR Turkey	SER Serbia (now SRB)
DOM Dominican Republic	MHL Marshall Islands	TUV Tuvalu	STK St Kitts & Nevis (now SKN)
ECU Ecuador	MKD Former Yugoslav Republic of Macedonia	UAE United Arab Emirates	STL St Lucia (now LCA)
EGY Egypt	MLI Mali	UGA Uganda	STV St Vincent (now VIN)
ERI Eritrea	MLT Malta	UKR Ukraine	UAR United Arab Republic (now EGY & SYR)
ESA El Salvador	MNE Montenegro	URU Uruguay	URS USSR
ESP Spain	MNT Montserrat	USA United States	TAH Tahiti (now PYF)
EST Estonia	MON Monaco	UZB Uzbekistan	TCH (Up to 1992) Czechoslovakia
ETH Ethiopia	MOZ Mozambique	VAN Vanuatu	TON Tonga (now TGA)
FIJ Fiji	MRI Mauritius	VEN Venezuela	VOL Upper Volta (now BUR/Burkina Faso)
FIN Finland	MTN Mauritania	VIE Vietnam	WAL Wales
FRA France	MYA Myanmar	VIN Saint Vincent & the Grenadines	YAR Yemen Arab Republic (now YEM)
FSM Federated States of Micronesia	NAM Namibia	YEM Yemen	YUG Yugoslavia
GAB Gabon	NCA Nicaragua	ZAM Zambia	ZAI Zaire (now COD)
GAM The Gambia	NED Netherlands	ZIM Zimbabwe	
GBR Great Britain & Northern Ireland	NEP Nepal		
GBS Guinea Bissau	NFI Norfolk Island	<b>Former names and former members:</b>	
GEO Georgia	NGR Nigeria	AHO Netherlands Antilles	
	NIG Niger	AMS American Samoa (now ASA)	
	NMI Northern Mariana Islands	ANO Angola (now ANG)	
	NOR Norway	ANG Anguilla (now AIA)	
		AUA Australasia	



# IAAF WORLD RECORDS

<sup>a</sup> = Awaiting ratification as at June 10, 2016

¢ = No longer an IAAF world record event according to IAAF Rule 261

<b>MEN</b>						<b>Wind</b>
100 Metres	9.58	Usain Bolt	JAM	Berlin	16 Aug 09	0.9
200 Metres	19.19	Usain Bolt	JAM	Berlin	20 Aug 09	-0.3
400 Metres	43.18	Michael Johnson	USA	Sevilla	26 Aug 99	
800 Metres	1:40.91	David Rudisha	KEN	London	9 Aug 12	
1000 Metres	2:11.96	Noah Ngeny	KEN	Rieti	5 Sep 99	
1500 Metres	3:26.00	Hicham El Guerrouj	MAR	Roma	14 Jul 98	
One Mile	3:43.13	Hicham El Guerrouj	MAR	Roma	7 Jul 99	
2000 Metres	4:44.79	Hicham El Guerrouj	MAR	Berlin	7 Sep 99	
3000 Metres	7:20.67	Daniel Komen	KEN	Rieti	1 Sep 96	
5000 Metres	12:37.35	Kenenisa Bekele	ETH	Hengelo	31 May 04	
10,000 Metres	26:17.53	Kenenisa Bekele	ETH	Bruxelles	26 Aug 05	
20,000 Metres	56:26.0+	Haile Gebrselassie	ETH	Ostrava	27 Jun 07	
One hour	21,285m	Haile Gebrselassie	ETH	Ostrava	27 Jun 07	
25,000 Metres	1:12:25.4+	Moses Mosop	KEN	Eugene	3 Jun 11	
30,000 Metres	1:26:47.4	Moses Mosop	KEN	Eugene	3 Jun 11	
3000 Metres Steeplechase	7:53.63	Saif Saaeed Shaheen	QAT	Bruxelles	3 Sep 04	
110 Metres Hurdles	12.80	Aries Merritt	USA	Bruxelles	7 Sep 12	0.3
400 Metres Hurdles	46.78	Kevin Young	USA	Barcelona	6 Aug 92	
High Jump	2.45	Javier Sotomayor	CUB	Salamanca	27 Jul 93	
Pole Vault	6.16i	Renaud Lavillenie	FRA	Donetsk	15 Feb 14	
Long Jump	8.95	Mike Powell	USA	Tokyo	30 Aug 91	0.3
Triple Jump	18.29	Jonathan Edwards	GBR	Göteborg	7 Aug 95	1.3
Shot Put	23.12	Randy Barnes	USA	Los Angeles	20 May 90	
Discus Throw	74.08	Jürgen Schult	GDR	Neubrandenburg	6 Jun 86	
Hammer Throw	86.74	Yuriy Sedykh	URS	Stuttgart	30 Aug 86	
Javelin Throw	98.48	Jan Železný	CZE	Jena	25 May 96	
Decathlon	9045	Ashton Eaton	USA	Beijing	29 Aug 15	
(100m: 10.23/-0.4; LJ: 7.88/0.0; SP: 14.52; HJ: 2.01; 400m: 45.00; 110mH: 13.69/-0.2; DT: 43.34; PV: 5.20; JT: 63.63; 1500m: 4:17.52)						
20,000 Metres Walk	1:17:25.6	Bernardo Segura	MEX	Bergen	7 May 94	
Two Hours Walk¢	29,572m	Maurizio Damilano	ITA	Cuneo	3 Oct 92	
30,000 Metres Walk	2:01:44.1	Maurizio Damilano	ITA	Cuneo	3 Oct 92	
50,000 Metres Walk	3:35:27.2	Yohan Diniz	FRA	Reims	12 Mar 11	
4 x 100 Metres Relay	36.84	Jamaica		London	11 Aug 12	
(Nesta Carter 10.1, Michael Frater 8.9, Yohan Blake 9.0, Usain Bolt 8.8)						
4 x 200 Metres Relay	1:18.63	Jamaica		Nassau	24 May 14	
(Nickel Ashmeade 20.5, Warren Weir 19.2, Jermaine Brown 19.6, Yohan Blake 19.4)						
4 x 400 Metres Relay	2:54.29	United States		Stuttgart	22 Aug 93	
(Andrew Valmon 44.5, Quincy Watts 43.6, Butch Reynolds 43.23, Michael Johnson 42.94)						
4 x 800 Metres Relay	7:02.43	Kenya		Bruxelles	25 Aug 06	
(Joseph Mutua 1:46.73, William Yiampoy 1:44.38, Ismael Kombich 1:45.92, Wilfred Bungei 1:45.40)						
Distance Medley Relay	9:15.50	United States		Nassau	3 May 15	
(Kyle Merber 2:53.56/1200m, Brycen Spratling 45.95/400m, Brandon Johnson 1:44.75/800m, Ben Blankenship 3:51.24/1600m)						
4 x 1500 Metres Relay	14:22.22	Kenya		Nassau	25 May 14	
(Collins Cheboi 3:38.6, Silas Kiplagat 3:32.5, James Magut 3:38.8, Asbel Kiprop 3:32.4)						
<b>ROAD:</b> (+ = en route to longer distance)						
10 Kilometres	26:44	Leonard Komon	KEN	Utrecht	26 Sep 10	
15 Kilometres	41:13	Leonard Komon	KEN	Nijmegen	21 Nov 10	
20 Kilometres	55:21+	Zersenay Tadese	ERI	Lisboa	21 Mar 10	
Half Marathon	58:23	Zersenay Tadese	ERI	Lisboa	21 Mar 10	
25 Kilometres	1:11:18	Dennis Kimetto	KEN	Berlin	6 May 12	
30 Kilometres	1:27:13 <sup>a</sup>	Eliud Kipchoge	KEN	London	24 Apr 16	
30 Kilometres	1:27:13 <sup>a</sup>	Stanley Biwott	KEN	London	24 Apr 16	
	1:27:37+	Emmanuel Mutai	KEN	Berlin	28 Sep 14	
Marathon	2:02:57	Dennis Kimetto	KEN	Berlin	28 Sep 14	
100 Kilometres	6:13:33	Takahiro Sunada	JPN	Tokoro	21 Jun 98	
Ekiden Relay (6-stage) (5km/10km/7.195km)	1:57:06	Kenya		Chiba	23 Nov 05	
Josphat Ndambiri 13:24/5km; Martin Mathathi 27:12/10km; Daniel Mwangi 5km/13:59; Mekubo Mogusu 10km/27:56; Onesmus Nyirre 5km/14:36; John Kariuki 7.195km/19:59						
20 Kilometres Walk	1:16:36	Yusuke Suzuki	JPN	Nomi	15 Mar 15	
50 Kilometres Walk	3:32:33	Yohann Diniz	FRA	Zürich	15 Aug 14	

**WOMEN**

						<b>Wind</b>
100 Metres	10.49	Florence Griffith Joyner	USA	Indianapolis	16 Jul 88	0.0
200 Metres	21.34	Florence Griffith Joyner	USA	Seoul	29 Sep 88	1.3
400 Metres	47.60	Marita Koch	GDR	Canberra	6 Oct 85	
800 Metres	1:53.28	Jarmila Kratochvílová	TCH	München	26 Jul 83	
1000 Metres	2:28.98	Svetlana Masterkova	RUS	Bruxelles	23 Aug 96	
1500 Metres	3:50.07	Genzebe Dibaba	ETH	Monaco	17 Jul 15	
One Mile	4:12.56	Svetlana Masterkova	RUS	Zürich	14 Aug 96	
2000 Metres	5:25.36	Sonia O'Sullivan	IRL	Edinburgh	8 Jul 94	
3000 Metres	8:06.11	Wang Junxia	CHN	Beijing	13 Sep 93	
5000 Metres	14:11.15	Tirunesh Dibaba	ETH	Oslo	6 Jun 08	
10,000 Metres	29:31.78	Wang Junxia	CHN	Beijing	8 Sep 93	
One Hour	18,517m	Dire Tune	ETH	Ostrava	12 Jun 08	
20,000 Metres	65:26.6	Tegla Loroupe	KEN	Borgholzhausen	3 Sep 00	
25,000 Metres	1:27:05.9	Tegla Loroupe	KEN	Mengerskirchen	21 Sep 02	
30,000 Metres	1:45:50.0	Tegla Loroupe	KEN	Warstein	6 Jun 03	
3000 Metres Steeplechase	8:58.81	Gulnara Samitova-Galkina	RUS	Beijing	17 Aug 08	
100 Metres Hurdles	12.21	Yordanka Donkova	BUL	Stara Zagora	20 Aug 88	0.7
400 Metres Hurdles	52.34	Yuliya Pechonkina	RUS	Tula	8 Aug 03	
High Jump	2.09	Stefka Kostadinova	BUL	Roma	30 Aug 87	
Pole Vault	5.06	Yelena Isinbaeva	RUS	Zürich	28 Aug 09	
Long Jump	7.52	Galina Chistyakova	URS	Leningrad	11 Jun 88	1.4
Triple Jump	15.50	Inessa Kravets	UKR	Göteborg	10 Aug 95	0.9
Shot Put	22.63	Natalya Lisovskaya	URS	Moskva	7 Jun 87	
Discus Throw	76.80	Gabriele Reinsch	GDR	Neubrandenburg	9 Jul 88	
Hammer Throw	81.08	Anita Włodarczyk	POL	Władysławowo	1 Aug 15	
Javelin Throw	72.28	Barbora Špotáková	CZE	Stuttgart	13 Sep 08	
Heptathlon	7291	Jackie Joyner-Kersey	USA	Seoul	23/24 Sep 88	
	(100mH: 12.69/0.5; HJ: 1.86; SP: 15.80; 200m: 22.56/1.6; LJ: 7.27/0.7; JT: 45.66; 800m: 2:08.51)					
Decathlon	8358	Austra Skujytė	LTU	Columbia	15 Apr 05	
	(100m: 12.49/1.6; DT: 46.19; PV: 3.10; JT: 48.78; 400m: 57.19; 100H: 14.22w/2.4; LJ: 6.12/1.6; SP: 16.42; HJ: 1.78; 1500m: 5:15.86)					
10,000 Metres Walk	41:56.23	Nadyezhda Ryashkina	URS	Seattle	24 Jul 90	
20,000 Metres Walk	1:26:52.3	Olimpiada Ivanova	RUS	Brisbane	6 Sep 01	
4 x 100 Metres Relay	40.82	United States		London	10 Aug 12	
	(Tianna Madison, Allyson Felix, Bianca Knight, Carmelita Jeter)					
4 x 200 Metres Relay	1:27.46	United States "Blue"		Philadelphia	29 Apr 00	
	(LaTasha Jenkins, LaTasha Colander-Richardson, Nanceen Perry, Marion Jones)					
4 x 400 Metres Relay	3:15.17	USSR		Seoul	1 Oct 88	
	(Tatyana Ledovskaya 50.12, Olga Nazarova 47.82, Mariya Pinigina 49.43, Olga Bryzgina 47.80)					
4 x 800 Metres Relay	7:50.17	USSR		Moskva	5 Aug 84	
	(Nadyezhda Olizarenko, Lyubov Gurina, Lyudmila Borisova, Irina Podyalovskaya)					
Distance Medley Relay	10:36.50	United States		Nassau	2 May 15	
	(Treniere Moser 3:18.38/1200m, Sanya Richards-Ross 50.12/400m, Ajeé Wilson 2:00.08/800m, Shannon Rowbury 4:27.92/1600m)					
4 x 1500 Metres Relay	16:33.58	Kenya		Nassau	24 May 14	
	(Mercy Cherono 4:07.5, Faith Kipyegon 4:08.5, Irene Jelagat 4:10.5, Hellen Obiri 4:07.1)					

**ROAD/MIXED:** (+ = en route to longer distance)

10 Kilometres	30:21	Paula Radcliffe	GBR	San Juan	23 Feb 03
15 Kilometres	46:14+	Florence Kiplagat	KEN	Barcelona	15 Feb 15
20 Kilometres	61:54+	Florence Kiplagat	KEN	Barcelona	15 Feb 15
Half Marathon	65:09	Florence Kiplagat	KEN	Barcelona	15 Feb 15
25 Kilometres	1:19:53	Mary Keitany	KEN	Berlin	9 May 10
30 Kilometres	1:38:49+	Mizuki Noguchi	JPN	Berlin	25 Sep 05
Marathon	2:15:25	Paula Radcliffe	GBR	London	13 Apr 03
100 Kilometres	6:33:11	Tomeo Abe	JPN	Yubetsu	25 Jun 00
Ekiden Relay (6-stage) (5km/10km/7.195km)	2:11:41	PR of China		Beijing	28 Feb 98
		Jiang Bo 15:42/5km; Dong Yanmei 31:36/10km; Zhao Fengdi 15:16/5km; Ma Zaijie 31:01/10km; Lan Lixin 15:50/5km; Li Na 22:16/7.195km			

**ROAD/WOMEN ONLY:** (none for 100km & Ekiden Relay)

10 Kilometres	30:29	Asmae Leghzaoui	MAR	New York	8 Jun 02
15 Kilometres	46:59+	Lornah Kiplagat	NED	Udine	14 Oct 07
20 Kilometres	62:57+	Lornah Kiplagat	NED	Udine	14 Oct 07
Half Marathon	66:25	Lornah Kiplagat	NED	Udine	14 Oct 07
25 Kilometres	1:22:47+	Paula Radcliffe	GBR	Helsinki	14 Aug 05
30 Kilometres	1:39:11+	Mary Keitany	KEN	London	17 Apr 11
	1:39:11+	Edna Kiplagat	KEN	London	13 Apr 14
	1:39:11+	Florence Kiplagat	KEN	London	13 Apr 14
Marathon	2:17:42	Paula Radcliffe	GBR	London	17 Apr 05
20 Kilometres Walk	1:24:38	Liu Hong	CHN	La Coruña	6 Jun 15

# OLYMPIC RECORDS

It is the policy of the IAAF to recognise a World Championship or Olympic record as the best performance achieved at a championship which conforms to all criteria for World Records (IAAF Rule 260) except that there is no obligatory doping control test. Therefore, wind-assisted marks (see IAAF rules 260.22.d, 260.26.b and 260.27) should not be regarded as Olympic records.

<b>MEN</b>						<b>Wind</b>
100 Metres	9.63	Usain Bolt	JAM	London	5 Aug 12	1.5
200 Metres	19.30	Usain Bolt	JAM	Beijing	20 Aug 08	-0.9
400 Metres	43.49	Michael Johnson	USA	Atlanta	29 Jul 96	
800 Metres	1:40.91	David Rudisha	KEN	London	9 Aug 12	
1500 Metres	3:32.07	Noah Ngeny	KEN	Sydney	29 Sep 00	
5000 Metres	12:57.82	Kenenisa Bekele	ETH	Beijing	23 Aug 08	
10,000 Metres	27:01.17	Kenenisa Bekele	ETH	Beijing	17 Aug 08	
Marathon	2:06:32	Samuel Wanjiru	KEN	Beijing	24 Aug 08	
3000 Metres Steeplechase	8:05.51	Julius Kariuki	KEN	Seoul	30 Sep 88	
110 Metres Hurdles	12.91	Liu Xiang	CHN	Athina	27 Aug 04	0.3
400 Metres Hurdles	46.78	Kevin Young	USA	Barcelona	6 Aug 92	
High Jump	2.39	Charles Austin	USA	Atlanta	28 Jul 96	
Pole Vault	5.97	Renaud Lavillenie	FRA	London	10 Aug 12	
Long Jump	8.90	Bob Beamon	USA	Ciudad de México	18 Oct 68	2.0
Triple Jump	18.09	Kenny Harrison	USA	Atlanta	27 Jul 96	-0.4
Shot Put	22.47	Ulf Timmermann	GDR	Seoul	23 Sep 88	
Discus Throw	69.89	Virgilijus Alekna	LTU	Athina	23 Aug 04	
Hammer Throw	84.80	Sergey Litvinov	URS	Seoul	26 Sep 88	
Javelin Throw	90.57	Andreas Thorkildsen	NOR	Beijing	23 Aug 08	
Decathlon	8893	Roman Šebrle	CZE	Athina	24 Aug 04	
20 Kilometres Walk	1:18:46	Chen Ding	CHN	London	4 Aug 12	
50 Kilometres Walk	3:36:53	Jared Tallent	AUS	London	11 Aug 12	
4 x 100 Metres Relay	36.84	Jamaica		Beijing	22 Aug 08	
		(Nesta Carter, Michael Frater, Yohan Blake, Usain Bolt)				
4 x 400 Metres Relay	2:55.39	United States		Beijing	23 Aug 08	
		(LaShawn Merritt 44.4e, Angelo Taylor 43.7e, David Neville 44.16, Jeremy Wariner 43.18) (e=estimated time)				
<b>Women</b>						
100 Metres	10.62	Florence Griffith Joyner	USA	Seoul	24 Sep 88	1.0
200 Metres	21.34	Florence Griffith Joyner	USA	Seoul	29 Sep 88	1.3
400 Metres	48.25	Marie-José Pérec	FRA	Atlanta	29 Jul 96	
800 Metres	1:53.43	Nadezhda Olizarenko	URS	Moskva	27 Jul 80	
1500 Metres	3:53.96	Paula Ivan	ROU	Seoul	1 Oct 88	
5000 Metres	14:40.79	Gabriela Szabo	ROU	Sydney	25 Sep 00	
10,000 Metres	29:54.66	Tirunesh Dibaba	ETH	Beijing	15 Aug 08	
Marathon	2:23:07	Tiki Gelana	ETH	London	5 Aug 12	
3000 Metres Steeplechase	8:58.81	Gulnara Samitova-Galkina	RUS	Beijing	17 Aug 08	
100 Metres Hurdles	12.35	Sally Pearson	AUS	London	7 Aug 12	-0.2
400 Metres Hurdles	52.64	Melaine Walker	JAM	Beijing	19 Aug 08	
High Jump	2.06	Yelena Slesarenko	RUS	Athina	28 Aug 04	
Pole Vault	5.05	Yelena Isinbaeva	RUS	Beijing	23 Aug 08	
Long Jump	7.40	Jackie Joyner-Kersey	USA	Seoul	29 Sep 88	0.9
Triple Jump	15.39	Françoise Mbango	CMR	Beijing	16 Aug 08	0.5
Shot Put	22.41	Ilona Slupianek	GDR	Moskva	29 Jul 80	
Discus Throw	72.30	Martina Hellmann	GDR	Seoul	29 Sep 88	
Hammer Throw	78.18	Tatyana Lysenko	RUS	London	11 Aug 12	
Javelin Throw	71.53	Osleydis Menéndez	CUB	Athina	27 Aug 04	
Heptathlon	7291	Jackie Joyner-Kersey	USA	Seoul	23-24 Sep 88	
20 Kilometres Walk	1:25:02	Yelena Lashmanova	RUS	London	11 Aug 12	
4 x 100 Metres Relay	40.82	United States		London	10 Aug 12	
		(Tianna Madison, Allyson Felix, Bianca Knight, Carmelita Jeter)				
4 x 400 Metres Relay	3:15.17	USSR		Seoul	1 Oct 88	
		(Tatyana Ledovskaya 50.12, Olga Nazarova 47.82, Mariya Pinigina 49.43, Olga Bryzgina 47.80)				
Additional wind-assisted marks:						
Men's Triple Jump	18.17w	Mike Conley	USA	Barcelona	3 Aug 92	2.1
Women's 100 Metres	10.54w	Florence Griffith Joyner	USA	Seoul	25 Sep 88	3.0

## FACTS & FIGURES

**Some 20,629 athletes from 219 country teams have competed in athletics at 28 stagings of the Olympic Games.** Currently 953 gold medals have been awarded across 951 events. This total includes 950 regular golds plus three more. An extra gold in the 1908 men's pole vault where there were two champions, plus the additional two golds awarded posthumously to Jim Thorpe for the 1912 Pentathlon and Decathlon.

Excluded from that golds total is one more which was taken back by the IOC, and not redistributed as at June 10, 2016. That is the women's 100m of the 2000 Olympic Games. Marion Jones (USA) was disqualified for a doping violation, but the IOC did not pass her medal to the runner-up, Katerína Thanou (GRE) as noted on page 227.

Included in the total of 952 are golds from three 2012 events where the winner has been disqualified by the IAAF for drug-taking. These events are the men's 50km Walk and women's 1500m & 3000m Steeplechase. As at June 10, 2016, the IOC have not publicly announced any re-allocations of all these medals, though Habiba Ghribi (TUN) already received a gold medal in a special ceremony on June 4, 2016. Another is planned for Jared Tallent (AUS) on June 17, 2016. For the purpose of this book, the winners of those three events – Tallent, Gamze Bulut (TUR) and Ghribi – are shown as the victors on placing tables. The medals and placings of those disqualified are not counted.

**The largest edition of Olympic athletics** was in Sydney 2000 with 2137 athletes from 193 countries competing in 46 events. The number of participants was more than double that of the Games of 1968, 1976 or 1980. The official total of countries in 2000 was 194, but that included Nauru, whose one entrant (Cherico Detenamo) did not actually compete in the first round of the men's 100m. The most countries to have competed at a Games is 202 in 2012. That total includes South Sudan and Curacao, whose representatives competed as Independent Olympic Athletes.

**The most Games contested by a country** in athletics is 28 (all of them, including 1906) by four countries, Australia, France, Great Britain & NI and Greece. Three more countries have missed just one year, Denmark (1904), Sweden (1904) and the United States (1980).

**The most Games contested by an athlete** is seven by sprinter Merlene Ottey/Page (JAM/SLO) in 1980-2004. The men's record is six by distance runner João N'Tyamba (ANG) in 1988-2008, high jumper Dragutin Topić (IOP/YUG/SCG/SRB) in 1992-2012 and walker Jesús Ángel García (ESP) also in 1992-2012.

**The first Olympic Champion in athletics** was James Connolly (USA), winner of the triple jump in Athens on April 6, 1896. The most recent champion was Stephen Kiprotich (UGA), who won the marathon in London on August 13, 2012.

**By far the most medals won by a country** is 785.8 by the United States, with the fraction resulting from the 1904 team race where only four-fifths of the silver-winning team were actually American.

**The most medals won by an individual athlete** is 12 by distance runner Paavo Nurmi (FIN) in 1920-28. His greatest year was 1924 with five golds including the 1500m and 5000m within 90 minutes. The most by a woman is nine by sprinter Merlene Ottey/Page (JAM) at 100m, 200m and 4x100m in 1980, 1984 and 1992-2000. She won three silvers and six bronzes, missing the 1996 100m gold by a margin of just five-thousandths of a second. Shirley Strickland (AUS) won seven medals at 100m, 200m, 80m hurdles and 4x100m relay in 1948-1956. Photo-finish evidence from London 1948 proved that she should have taken one more medal, a bronze from the 200m. She was officially placed fourth and that result has so far not been amended, though Athletics Australia have made a new bid for Strickland to be awarded an additional medal.

**The most individual medals, and also the most gold medals won** is 10 by Ray Ewry (USA) at standing jumps events in 1900-1908. He scored 10 wins from 10 starts in the standing high, long and triple jumps, all events which have been discontinued. The women's record is held by Merlene Ottey/Page (JAM) at 100m (three medals) and 200m (four).

**The most golds won by a woman** is four by six women. Fanny Blankers-Koen (NED) won the 100m, 200m, 80m hurdles and 4x100m in 1948. Betty Cuthbert (AUS) won at 100m, 200m and 4x100m in 1956 then took the 400m title in 1964. Bärbel Eckert/Wöckel (GDR) won at both 200m and 4x100m in 1976 and 1980. Evelyn Ashford (USA) won the 100m and 4x100m in 1984 and went on to take sprint relay golds at the next two Games. In 2012, Allyson Felix and Sanya Richards Ross (both USA) took their fourth golds. Felix won the 4x400m in 2008 and the 200m with both relays in 2012. Richards Ross won the 4x400m in 2004, 2008 and 2012 and also the individual 400m in 2012.

**The longest winning streak of Olympic titles at four successive Games** is a distinction achieved four times by three men, all from the United States: Ray Ewry succeeded at the standing high and long jumps in 1900, 1904, 1906 and 1908. Al Oerter won the discus throw in 1956, 1960, 1964 and 1968. Carl Lewis was long jump champion in 1984, 1988, 1992 and 1996. The best "four Games" sequence by a woman is now held by Derartu Tulu (ETH) with her series of finishes in the 10,000m in 1992-2004 of gold-4th-gold-bronze.

**The most golds won at a single Games** is five by Paavo Nurmi (FIN) in 1924, with victories at 1500m, 5000m, 3000m team and cross country (individual and team). Four golds at one Games were won by Alvin Kraenzlein (USA) in 1900, Ville Ritola (FIN) in 1924, Jesse Owens (USA) in 1936 and Carl Lewis (USA) in 1984. Fanny Blankers-Koen (NED) was also a quadruple champion in 1948 as noted above.

**The oldest Olympic Champion in athletics** was Pat McDonald (USA), who won the 56-pound weight throw in 1920 at the age of 42 years 26 days. The oldest female winner was Ellina Zvereva (BLR), discus throw champion in 2000 at 39 years 316 days.

**The youngest gold medallist** was Barbara Jones (USA), who ran the second leg for the winning sprint relay team in 1952 at 15 years 123 days. The youngest male winner was Bob Mathias (USA), decathlon champion in 1947 at 17 years 263 days.

**Sweeps of all available medals** have been achieved 88 times, most recently by Jamaica in the men's 200m of 2012.

**The most finals or placings in the top eight at the same event** is six by discus thrower Lia Manoliu (ROU) who placed 6th-9th-bronze-bronze-gold-9th in 1952-1972. The most by a man is five by the Ukrainian Vladimir Golubnichniy (URS) at 20km walk in 1960-1976, Jan Železný (TCH/SVK/CZE) in the javelin throw 1988-2004, and Virgilijus Alekna (LTU) at discus throw in 1996-2012.

**The most races run** in Olympic competition are 53 by Merlene Ottey/Page (JAM) in the various rounds of the 100m, 200m and both relays across seven Games. She won 25 of these, but never in a final. The most by a man is 33 by Pietro Mennea (ITA) at 100m, 200m and both relays in 1972-1988.

**Feats which could be achieved in Rio 2016** include a first woman to win individual gold at the third successive Games. Shelly-Ann Fraser-Pryce (JAM), Tirunesh Dibaba (ETH), Barbora Špotáková (CZE) and Valerie Adams (NZL) all have the chance to do that. Could the USA's Allyson Felix or Sanya Richards Ross become the first woman to win a fifth Olympic gold in athletics?

Another sprinter, Veronica Campbell-Brown (JAM) could well join Merlene Ottey/Page as a medallist at five different Olympics, but the biggest Jamaican feat could be from Usain Bolt if he can win a third successive gold at 100m or 200m. That's never been done in any individual track event. Jesús Ángel García (ESP) is already selected for the 50 kilometres walk, so is set to equal Merlene Ottey's outright appearance record of seven Games. Finally, will the first South American Olympics see triple jumper Caterine Ibargüen win Colombia's first Olympic athletics gold?

## CHRONOLOGY OF THE GAMES

The participation figures below are a count of the actual number of competitors and exclude those who were declared but did not start in opening rounds. Therefore they may be lower than totals published elsewhere. Countries of Independent Olympic Participants (1992), and Individual Olympic Athletes (2000) and Independent Olympic Athletes (2012) are counted.

Year	Athletics Dates	City	Venue	Countries	Athletes	Men	Women	Events	(Men/Women)
1896	Apr 6-10	Athens, GRE	Panathenaikon Stadium	9	63	63	0	12	12/0
1900	Jul 14-22	Paris, FRA	Bois de Boulogne	15	119	119	0	23	23/0
1904	Aug 29-Sep 3	St Louis, USA	Washington University	11	118	118	0	24	24/0
1906	Apr 25-May 1	Athens, GRE	Panathenaikon Stadium	19	233	233	0	21	21/0
1908	Jul 13-25	London, GBR	White City Stadium	20	431	431	0	26	26/0
1912	Jul 6-15	Stockholm, SWE	Olympic Stadium	26	534	534	0	30	30/0
1916	Cancelled	Berlin, GER							
1920	Aug 15-23	Antwerp, BEL	Champs de Beerschot Stadium	25	509	509	0	29	29/0
1924	Jul 6-13	Paris, FRA	Stade de Colombes	40	660	660	0	27	27/0
1928	Jul 29-Aug 5	Amsterdam, NED	Olympic Stadium	40	707	612	95	27	22/5
1932	Jul 31-Aug 7	Los Angeles, USA	Memorial Coliseum	34	386	332	54	29	23/6
1936	Aug 2-9	Berlin, GER	Olympic Stadium	43	776	678	98	29	23/6
1940	Cancelled	Tokyo, JPN, then Helsinki, FIN							
1944	Cancelled	London, GBR							
1948	Jul 30-Aug 7	London, GBR	Wembley Stadium	53	745	601	144	33	24/9
1952	Jul 20-27	Helsinki, FIN	Olympic Stadium	57	963	776	187	33	24/9
1956	Nov 23-Dec 1	Melbourne, AUS	Melbourne Cricket Ground	59	720	573	147	33	24/9
1960	Aug 31-Sep 10	Rome, ITA	Olympic Stadium	72	1016	812	204	34	24/10
1964	Oct 14-21	Tokyo, JPN	National Stadium	80	1018	782	236	36	24/12
1968	Oct 13-20	Mexico City, MEX	National Stadium	92	1028	785	243	36	24/12
1972	Aug 31-Sep 10	Munich, FRG	Olympic Stadium	104	1330	961	369	38	24/14
1976	Jul 23-30	Montreal, CAN	Olympic Stadium	79	1006	703	303	37	23/14
1980	Jul 24-Aug 1	Moscow, URS	Lenin Stadium	70	960	694	266	38	24/14
1984	Aug 3-12	Los Angeles, USA	Memorial Coliseum	124	1280	895	385	41	24/17
1988	Sep 23-Oct 2	Seoul, KOR	Olympic Stadium	148	1617	1063	554	42	24/18
1992	Jul 31-Aug 9	Barcelona, ESP	Montjuic Stadium	156	1726	1104	622	43	24/19
1996	Jul 26-Aug 4	Atlanta, USA	Olympic Stadium	190	2057	1302	755	44	24/20
2000	Sep 22-Oct 1	Sydney, AUS	Olympic Stadium	193	2137	1257	880	46	24/22
2004	Aug 18-28	Athens, GRE	Olympic Stadium & Olympia	196	1995	1079	916	46	24/22
2008	Aug 15-24	Beijing, CHN	Olympic Stadium	200	2056	1082	974	47	24/23
2012	Aug 3-12	London, GBR	Olympic Stadium	202	2080	1088	992	47	24/23

## COMPETING COUNTRIES

A total of 219 different country teams have competed in Olympic Games athletics, four fewer than at the IAAF World Championships. Four countries have competed at all 28 Games including 1906.

### Number of Games contested

28	AUS, FRA, GBR, GRE
27	DEN, SWE, USA
26	CAN, HUN, ITA
25	AUT, FIN, NOR
24	BEL, SUI
23	NED
22	IND
21	CHI, JPN, MEX, NZL (additionally some New Zealand athletes competed with Australia in 1908 & 1912), POR
20	ARG, BRA, IRL (additionally some Irish athletes competed with Great Britain in 1896-1920), PHI, POL
19	GER (includes when FRG/FR of Germany & GDR/German Democratic Republic participated as a combined German team in 1956-1964), LUX, TUR
18	ESP, ISL, ROU, RSA, YUG (including as IOP/"Independent Olympic Participants" in 1992)
17	COL, CUB
16	BUL, JAM (and as part of BWI/British West Indies in 1960), PUR, TCH
15	KOR, NGR, PAK, PER, SRI (including as CEY/Ceylon in 1948-1972), TTO (and as part of BWI/British West Indies in 1960)
14	BAH, IRI, ISR, MAS, THA, UGA, URU, VEN
13	EGY, FIJ, GHA (including as GOL/Gold Coast in 1952) GUY (including as BGU/British Guiana in 1948-1964), HAI, KEN, MYA (including as BIR or BUR/Burma in 1948-1988), SEN, TPE (including as ROC/Republic of China in 1972)
12	BER, CIV, CMR, ETH, INA, KUW, LIE, MAR, MLI, NEP, PAN, TAN, TUN, ZAM (including as NRO/Northern Rhodesia in 1964)
11	BAR (and as part of BWI/British West Indies in 1960), CGO, CHA, CHN, DOM, ECU, EST, ISV, LBR, LIB, MAD, SUD, SUR, VIE, ZIM (including as RHO/Rhodesia in 1960 & 1964)

10	ALG, BIZ (including as BHO/British Honduras in 1968 & 1976), BOL, GUA, HON, IRQ, LAT, LES, NCA, PAR, SIN, SLE, SMR
9	ANT (including as LAN/Lesser Antilles in 1976), BEN (including as DAH/Dahomey in 1972), BOT, CAF, CRC, ESA, HKG, KSA, LBA, MAW, MGL, MLT, MOZ, PNG, PRK, SWZ, SYR, TOG, URS (excluding EUN/United Team in 1992)
8	ANG, BAN, BRN, BUR (including as VOL/Upper Volta in 1972), COD (including as ZAI/Zaire in 1984-1996), CYP, GAB, GAM, GEQ, GRN, GUI, IVB, LAO, MRI, NIG, OMA, QAT, RWA, SEY, SOM
7	AHO, AND, CAY, COK, DJI, GUM, JOR, LTU, MDV, MON, MTN, RUS, SOL, TGA, UAE, VAN, VIN
6	AFG, ALB, ASA, BIH, CAM (including as KHM/Kampuchea in 1972), CRO, NAM, SAM, SLO, YEM
5	ARM, ARU, AZE, BDI, BLR, COM, CPV, CZE (and as BOH/Bohemia in 1900-1912), DMA, FRG, GBS, GDR, GEO, KAZ, KGZ, LCA, MDA, PLE, SKN, STP, SVK, TJK, TKM, UKR, UZB
4	BOH, ERI, FSM, MKD, PLW, TLS (including as IOA/"Individual Olympic Athletes" in 2000)
3	BRU, KIR, SRB
2	MHL, MNE (and as part of SCG/Serbia & Montenegro in 2004), TUV, YAR
1	BWI (1960, comprising BAR/Barbados, JAM/Jamaica and TTO/Trinidad & Tobago), CUR (as IOA/"Independent Olympic Athletes" in 2012), EUN, NBO, NWF, PRY, SAA, SCG, SSD (as IOA/"Independent Olympic Athletes" in 2012), UAR

#### Participation by year

1896	9	AUS, DEN, FRA, GBR, GER, GRE, HUN, SWE, USA
1900	15 (6 new)	AUS, <b>AUT, BOH, CAN</b> , DEN, FRA, GBR, GER, GRE, HUN, <b>ITA, LUX, NOR</b> , SWE, USA
1904	11 (3)	AUS, CAN, <b>CUB</b> , FRA, GBR, GER, GRE, HUN, <b>NWF, RSA</b> , USA
1906	19 (5)	AUS, AUT, <b>BEL</b> , BOH, CAN, DEN, <b>EGY, FIN</b> , FRA, GBR, GER, GRE, HUN, ITA, NOR, <b>SUI</b> , SWE, <b>TUR</b> , USA
1908	20 (2)	AUS, AUT, BEL, BOH, CAN, DEN, FIN, FRA, GBR, GER, GRE, HUN, ITA, <b>NED</b> , NOR, RSA, <b>RUS</b> , SUI, SWE, USA <b>NED</b> , RUS
1912	26 (4)	AUS, AUT, BEL, BOH, CAN, <b>CHI</b> , DEN, FIN, FRA, GBR, GER, GRE, HUN, ITA, <b>JPN</b> , LUX, <b>NED</b> , NOR, <b>POR</b> , RSA, RUS, <b>SRB</b> , SUI, SWE, TUR, USA
1920	25 (6)	AUS, BEL, CAN, CHI, DEN, EGY, <b>ESP, EST</b> , FIN, FRA, GBR, GRE, <b>IND</b> , ITA, JPN, LUX, <b>MON</b> , <b>NED</b> , NOR, <b>NZL</b> , RSA, SUI, SWE, <b>TCH</b> , USA
1924	40 (11)	<b>ARG</b> , AUS, AUT, BEL, <b>BRA, BUL</b> , CAN, CHI, DEN, <b>ECU</b> , EGY, ESP, EST, FIN, FRA, GBR, GRE, <b>HAI</b> , HUN, IND, <b>IRL</b> , ITA, JPN, <b>LAT</b> , LUX, <b>MEX</b> , MON, <b>NED</b> , NOR, NZL, <b>PHI, POL</b> , POR, RSA, SUI, SWE, TCH, TUR, USA, <b>YUG</b>
1928	40 (2)	ARG, AUS, AUT, BEL, CAN, CHI, CUB, DEN, ESP, EST, FIN, FRA, GBR, GER, GRE, HAI, HUN, IND, IRL, ITA, JPN, LAT, <b>LTU</b> , LUX, MEX, MON, <b>NED</b> , NOR, NZL, PHI, POL, POR, <b>ROU</b> , RSA, SUI, SWE, TCH, TUR, USA, YUG
1932	34 (2)	ARG, AUS, AUT, BRA, CAN, <b>CHN, COL</b> , DEN, EST, FIN, FRA, GBR, GER, GRE, HAI, HUN, IND, IRL, ITA, JPN, LAT, MEX, <b>NED</b> , NOR, NZL, PHI, POL, POR, RSA, SUI, SWE, TCH, USA, YUG
1936	43 (5)	<b>AFG</b> , ARG, AUS, AUT, BEL, BRA, BUL, CAN, CHI, CHN, COL, DEN, EGY, EST, FIN, FRA, GBR, GER, GRE, HUN, IND, <b>ISL</b> , ITA, JPN, LAT, <b>LIE</b> , LUX, MEX, <b>MLT</b> , <b>NED</b> , NOR, NZL, <b>PER</b> , PHI, POL, POR, ROU, RSA, SUI, SWE, TCH, USA, YUG
1948	53 (13)	ARG, AUS, AUT, BEL, <b>BER</b> , BRA, CAN, CHI, CHN, COL, CUB, DEN, EGY, ESP, FIN, FRA, GBR, GRE, <b>GUY</b> (as British Guiana), HUN, IND, IRL, <b>IRQ</b> , ISL, ITA, <b>JAM, KOR</b> , LIE, LUX, MEX, MLT, <b>MYA</b> (as Burma), <b>NED</b> , NOR, NZL, <b>PAK, PAN</b> , PER, PHI, POL, POR, <b>PUR</b> , RSA, <b>SIN, SRI</b> (as Ceylon), SUI, SWE, TCH, <b>TTO</b> , TUR, <b>URU</b> , USA, YUG
1952	57 (11)	ARG, AUS, AUT, BEL, BER, BRA, BUL, CAN, CHI, CUB, DEN, EGY, FIN, FRA, GBR, GER, <b>GHA</b> (as Gold Coast), GRE, <b>GUA</b> , HUN, <b>INA</b> , IND, <b>IRI</b> , IRL, ISL, <b>ISR</b> , ITA, JAM, JPN, KOR, LUX, MEX, <b>NED</b> , <b>NGR</b> , NOR, NZL, PAK, PHI, POL, POR, PUR, ROU, RSA, <b>SAA</b> , SIN, SRI (as Ceylon), SUI, SWE, TCH, <b>THA</b> , TUR, <b>URS</b> , URU, USA, <b>VEN, VIE</b> , YUG
1956	59 (9)	ARG, AUS, AUT, <b>BAH</b> , BEL, BRA, CAN, CHI, COL, CUB, DEN, <b>ETH, FIJ</b> , FIN, FRA, GBR, GER, GRE, GUY (as British Guiana), HUN, INA, IND, IRI, IRL, ISL, ISR, ITA, JAM, JPN, <b>KEN</b> , KOR, <b>LBR</b> , LUX, <b>MAS</b> , MEX, MYA (as Burma), <b>NBO</b> , NGR, NOR, NZL, PAK, PHI, POL, PUR, ROU, RSA, SIN, SRI (as Ceylon), SWE, TCH, THA, <b>TPE</b> , TTO, <b>UGA</b> , URS, URU, USA, VEN, YUG
1960	72 (7)	AFG, ARG, AUS, AUT, BAH, BEL, BRA, BUL, <b>BWI</b> , CAN, CHI, CUB, DEN, ESP, ETH, FIJ, FIN, FRA, GBR, GER, GHA, GRE, GUY (as British Guiana), HUN, INA, IND, IRI, IRL, IRQ, ISL, ISR, ITA, JPN, KEN, KOR, LBR, <b>LIB</b> , LIE, LUX, <b>MAR</b> , MAS, MEX, MYA (as Burma), <b>NED</b> , NGR, NOR, NZL, PAK, PAN, PHI, POL, POR, PUR, ROU, RSA, SRI (as Ceylon), <b>SUD</b> , SUI, SWE, TCH, THA, <b>TPE</b> , TUR, <b>UAR</b> (incorporating Egypt & Syria), UGA, URS, URU, USA, VEN, YUG, <b>ZIM</b> (as Rhodesia)
1964	80 (13)	ARG, AUS, AUT, BAH, BEL, BRA, BUL, CAN, <b>CGO, CHA</b> , CHI, <b>CIV, CMR</b> , COL, CUB, DEN, <b>DOM</b> , ESP, ETH, FIN, FRA, GBR, GER, GHA, GRE, <b>HKG</b> , HUN, IND, IRI, IRL, IRQ, ISL, ISR, ITA, JAM, JPN, KEN, KOR, LBR, LIE, LUX, <b>MAD</b> , MAR, MAS, MEX, <b>MGL, MLI</b> , MYA (as Burma), <b>NED</b> , <b>NEP</b> , NGR, NOR, NZL, PAK, PAN, PER, PHI, POL, POR, PUR, ROU, <b>SEN</b> , SRI (as Ceylon), SUI, SWE, <b>TAN</b> , TCH, THA, TPE, TTO, TUN, TUR, UGA, URS, USA, VEN, VIE, YUG, <b>ZAM</b> (as Northern Rhodesia), <b>ZIM</b> (as Rhodesia)
1968	92 (14)	ARG, AUS, AUT, BAH, <b>BAR</b> , BEL, BER, <b>BIZ</b> (as British Honduras), BRA, BUL, <b>CAF</b> , CAN, CHA, CHI, CIV, CMR, COL, <b>CRC</b> , CUB, DEN, DOM, ECU, <b>ESA</b> , ESP, ETH, FIJ, FIN, FRA, <b>FRG</b> , GBR, <b>GDR</b> , GHA, GRE, GUA, GUY, <b>HON</b> , HUN, IND, IRI, IRL, ISL, <b>ISV</b> , ITA, JAM, JPN, KEN, KOR, <b>KUW</b> , <b>LBA</b> , LIE, LUX, MAD, MAR, MAS, MEX, MGL, MLI, MYA (as Burma), <b>NCA</b> , <b>NED</b> , NGR, NOR, NZL, PER, PHI, POL, POR, PUR, ROU, SEN, SIN, <b>SLE</b> , SRI (as Ceylon), SUD, SUI, <b>SUR</b> , SWE, TAN, TCH, TPE, TTO, TUN, TUR, UGA, URS, URU, USA, VEN, VIE, YUG, ZAM

1972	104	(14)	<b>ALG</b> , ARG, AUS, AUT, BAH, BAR, BEL, <b>BEN</b> (as Dahomey), <b>BOL</b> , BRA, BUL, <b>BUR</b> (as Upper Volta), <b>CAM</b> (as Kampuchea), CAN, CGO, CHA, CHI, CIV, CMR, COL, CRC, CUB, DEN, EGY, ESP, ETH, FIJ, FIN, FRA, FRG, GBR, GDR, GHA, GRE, GUA, HAI, HUN, INA, IND, IRI, IRL, ISL, ISR, ISV, ITA, JAM, JPN, KEN, KOR, <b>KSA</b> , KUW, LBR, <b>LES</b> , LIB, LUX, MAD, MAR, MAS, <b>MAW</b> , MEX, MGL, MLI, MYA (as Burma), NCA, NED, NEP, NGR, NOR, NZL, PAK, PAN, <b>PAR</b> , PER, PHI, POL, POR, <b>PRK</b> , PUR, ROU, SEN, SIN, <b>SOM</b> , SRI (as Ceylon), SUD, SUI, SUR, SWE, <b>SWZ</b> , <b>SYR</b> , TAN, TCH, THA, <b>TOG</b> , TPE (as Republic of China), TTO, TUN, TUR, UGA, URS, URU, USA, VEN, YUG, ZAM
1976	79	(4)	<b>AHO</b> , <b>ANT</b> (as Lesser Antilles), ARG, AUS, AUT, BAH, BAR, BEL, BER, BIZ (as British Honduras), BOL, BRA, BUL, CAN, CHI, CIV, COL, CUB, DEN, DOM, ESP, FIJ, FIN, FRA, FRG, GBR, GDR, GRE, HAI, HON, HUN, INA, IND, IRI, IRL, ISL, ISR, ISV, ITA, JAM, JPN, KSA, KUW, LIB, LIE, LUX, MAS, MEX, NCA, NED, NEP, NOR, NZL, PAK, PAN, PAR, PER, PHI, <b>PNG</b> , POL, POR, PRK, PUR, ROU, SEN, SIN, <b>SMR</b> , SUI, SUR, SWE, TCH, THA, TTO, TUR, URS, URU, USA, VEN, YUG
1980	70	(6)	ALG, <b>ANG</b> , AUS, AUT, BEL, BEN, <b>BOT</b> , BRA, BUL, CGO, CMR, COL, CUB, DEN, DOM, ECU, ESP, ETH, FIN, FRA, GBR, GDR, GRE, <b>GUI</b> , GUY, HUN, IND, IRL, IRQ, ISL, ITA, JAM, KUW, <b>LAO</b> , LBA, LES, LIB, LUX, MAD, MEX, MLI, <b>MOZ</b> , MYA (as Burma), NCA, NED, NEP, NGR, PER, POL, POR, PRK, ROU, SEN, <b>SEY</b> , SLE, SMR, SRI, SUI, SWE, SYR, TAN, TCH, TTO, UGA, URS, VEN, VIE, YUG, ZAM, ZIM
1984	124	(20)	AHO, ALG, ANT, ARG, AUS, AUT, BAH, <b>BAN</b> , BAR, BEL, BER, BIZ, BOL, BOT, BRA, <b>BRN</b> , CAF, CAN, CGO, CHA, CHI, CHN, CIV, CMR, <b>COD</b> (as Zaire), COL, CRC, <b>CYP</b> , DEN, <b>DJI</b> , DOM, ECU, EGY, ESA, ESP, FIJ, FIN, FRA, FRG, <b>GAB</b> , <b>GAM</b> , GBR, <b>GEQ</b> , GHA, GRE, <b>GRN</b> , GUA, GUY, HAI, HKG, HON, INA, IND, IRL, ISL, ISR, ISV, ITA, <b>IVB</b> , JAM, <b>JOR</b> , JPN, KEN, KOR, KUW, LBR, LES, LIB, LIE, LUX, MAD, MAR, MAS, MAW, MEX, MLI, MLT, MOZ, <b>MRI</b> , NED, NEP, NGR, <b>NIG</b> , NOR, NZL, <b>OMA</b> , PAK, PAN, PAR, PER, PHI, PNG, POR, PUR, <b>QAT</b> , ROU, <b>RWA</b> , <b>SAM</b> , SEN, SEY, SLE, SMR, <b>SOL</b> , SOM, SUD, SUI, SUR, SWE, SWZ, TAN, THA, TOG, TPE, TTO, TUN, TUR, <b>UAE</b> , UGA, USA, VEN, <b>YAR</b> , YUG, ZAM, ZIM
1988	148	(12)	ALG, <b>AND</b> , ANG, ANT, ARG, <b>ARU</b> , <b>ASA</b> , AUS, AUT, BAH, BAN, BAR, BEL, BEN, BER, BIZ, BOL, BOT, BRA, BRN, BUL, BUR, CAF, CAN, <b>CAY</b> , CGO, CHA, CHI, CHN, CIV, CMR, COD (as Zaire), <b>COK</b> , COL, CRC, CYP, DEN, DJI, DOM, ECU, EGY, ESA, ESP, FIJ, FIN, FRA, FRG, GAB, GAM, GBR, GDR, GEQ, GHA, GRE, GRN, GUA, GUI, <b>GUM</b> , GUY, HAI, HKG, HON, HUN, INA, IND, IRI, IRL, IRQ, ISL, ISV, ITA, IVB, JAM, JPN, KEN, KOR, KSA, KUW, LAO, LBA, LBR, LES, LIB, LIE, LUX, MAR, MAS, MAW, <b>MDV</b> , MEX, MLI, MON, MOZ, MRI, <b>MTN</b> , MYA (as Burma), NED, NEP, NGR, NIG, NOR, NZL, OMA, PAK, PAR, PER, PHI, PNG, POL, POR, PUR, <b>PYR</b> , QAT, ROU, RWA, SAM, SEN, SLE, SMR, SOL, SOM, SRI, SUD, SUI, SUR, SWE, SWZ, SYR, TAN, TCH, <b>TGA</b> , THA, TOG, TPE, TTO, TUN, TUR, UGA, URS, URU, USA, <b>VAN</b> , VIE, <b>VIN</b> , YAR, YUG, ZAM, ZIM
1992	156	(7)	AHO, <b>ALB</b> , ALG, AND, ANG, ANT, ARG, ARU, AUS, AUT, BAH, BAN, BAR, BEL, BEN, BER, <b>BIH</b> , BIZ, BOL, BOT, BRA, BRN, BUL, BUR, CAF, CAN, CAY, CGO, CHA, CHI, CHN, CIV, CMR, COD (as Zaire), COK, COL, CRC, <b>CRO</b> , CUB, CYP, DEN, DJI, ECU, ESA, ESP, EST, ETH, <b>EUN</b> (ex URS), FIJ, FIN, FRA, GAB, GAM, GBR, GEQ, GER, GHA, GRE, GRN, GUI, GUM, GUY, HAI, HKG, HON, HUN, IND, IRI, IRL, ISL, ISR, ISV, ITA, IVB, JAM, JOR, JPN, KEN, KOR, KSA, KUW, LAO, LAT, LBA, LES, LIB, LIE, LTU, MAD, MAR, MAS, MAW, MDV, MEX, MGL, MLI, MLT, MOZ, MRI, MTN, MYA, <b>NAM</b> , NCA, NED, NEP, NGR, NIG, NOR, NZL, OMA, PAK, PAN, PAR, PER, PHI, PNG, POL, POR, PRK, PUR, QAT, ROU, RSA, RWA, SEN, SEY, SLE, <b>SLO</b> , SMR, SRI, SUD, SUI, SUR, SWE, SWZ, SYR, TAN, TCH, TGA, THA, TOG, TPE, TTO, TUN, TUR, UAE, UGA, URU, USA, VAN, VIE, VIN, <b>YEM</b> , YUG (as IOP), ZAM, ZIM
1996	190	(22)	AFG, AHO, ALB, ALG, AND, ANG, ANT, ARG, <b>ARM</b> , ARU, ASA, AUS, AUT, <b>AZE</b> , BAH, BAN, BAR, <b>BDI</b> , BEL, BEN, BER, BIH, BIZ, <b>BLR</b> , BOL, BOT, BRA, BRN, BUL, BUR, CAF, CAM, CAN, CAY, CGO, CHA, CHI, CHN, CIV, CMR, COD (as Zaire), COK, COL, <b>COM</b> , <b>CPV</b> , CRC, CRO, CUB, CYP, <b>CZE</b> , DEN, DJI, <b>DMA</b> , DOM, ECU, ESA, ESP, EST, ETH, FIJ, FIN, FRA, GAB, GAM, GBR, <b>GBS</b> , <b>GEO</b> , GEQ, GER, GHA, GRE, GRN, GUA, GUI, GUM, GUY, HAI, HKG, HON, HUN, INA, IND, IRI, IRL, IRQ, ISL, ISR, ISV, ITA, IVB, JAM, JOR, JPN, <b>KAZ</b> , KEN, <b>KGZ</b> , KOR, KSA, KUW, LAO, LAT, LBA, LBR, <b>LCA</b> , LES, LIE, LTU, LUX, MAD, MAR, MAS, MAW, <b>MDA</b> , MDV, MEX, MGL, MLI, MLT, MOZ, MRI, MTN, MYA, NAM, NCA, NED, NEP, NGR, NIG, NOR, NZL, OMA, PAK, PAN, PAR, PER, PHI, <b>PLE</b> , PNG, POL, POR, PRK, PUR, QAT, ROU, RSA, RUS, RWA, SAM, SEN, SEY, SIN, <b>SKN</b> , SLE, SLO, SMR, SOL, SOM, SRI, <b>STP</b> , SUD, SUI, SUR, <b>SVK</b> , SWE, SWZ, SYR, TAN, TGA, THA, <b>TJK</b> , <b>TKM</b> , TOG, TPE, TTO, TUN, TUR, UAE, UGA, <b>UKR</b> , URU, USA, <b>UZB</b> , VAN, VEN, VIE, VIN, YEM, YUG (effectively SRB), ZAM, ZIM
2000	193	(6)	AHO, ALB, ALG, AND, ANG, ANT, ARG, ARM, ARU, ASA, AUS, AUT, AZE, BAH, BAN, BAR, BDI, BEL, BEN, BER, BIH, BIZ, BLR, BOL, BOT, BRA, BRN, <b>BRU</b> , BUL, BUR, CAF, CAM, CAN, CAY, CGO, CHA, CHI, CHN, CIV, CMR, COD, COK, COL, COM, CPV, CRC, CRO, CUB, CYP, CZE, DEN, DJI, DMA, DOM, ECU, EGY, <b>ERI</b> , ESA, ESP, EST, ETH, FIJ, FIN, FRA, <b>FSM</b> , GAB, GAM, GBR, GBS, GEO, GEQ, GER, GHA, GRE, GRN, GUA, GUI, GUM, GUY, HAI, HKG, HON, HUN, INA, IND, IRI, IRL, IRQ, ISL, ISR, ISV, ITA, IVB, JAM, JOR, JPN, KAZ, KEN, KGZ, KOR, KSA, KUW, LAO, LAT, LBA, LBR, LCA, LES, LIB, LTU, MAD, MAR, MAS, MAW, MDA, MDV, MEX, MGL, <b>MKD</b> , MLI, MLT, MOZ, MRI, MTN, MYA, NAM, NCA, NED, NEP, NGR, NIG, NOR, NZL, OMA, PAK, PAN, PAR, PER, PHI, PLE, <b>PLW</b> , PNG, POL, POR, PRK, PUR, QAT, ROU, RSA, RUS, RWA, SEN, SEY, SKN, SLE, SLO, SMR, SOL, SOM, SRI, STP, SUD, SUI, SUR, SVK, SWE, SWZ, SYR, TAN, TGA, THA, TJK, TKM, <b>TLS</b> (as IOA), TOG, TPE, TTO, TUN, TUR, UAE, UGA, UKR, URU, USA, UZB, VAN, VEN, VIE, VIN, YEM, YUG (effectively SRB), ZAM, ZIM

2004	196	(2)	AFG, AHO, ALB, ALG, AND, ANG, ANT, ARG, ARM, ARU, ASA, AUS, AUT, AZE, BAH, BAN, BAR, BDI, BEL, BEN, BER, BIH, BIZ, BLR, BOL, BOT, BRA, BRN, BRU, BUL, BUR, CAF, CAM, CAN, CAY, CGO, CHA, CHI, CHN, CIV, CMR, COD, COK, COL, COM, CPV, CRO, CUB, CYP, CZE, DEN, DMA, DOM, ECU, EGY, ERI, ESA, ESP, EST, ETH, FIJ, FIN, FRA, FSM, GAB, GAM, GBR, GBS, GEO, GEQ, GER, GHA, GRE, GRN, GUA, GUI, GUM, GUY, HAI, HKG, HON, HUN, INA, IND, IRI, IRL, IRQ, ISL, ISR, ISV, ITA, IVB, JAM, JOR, JPN, KAZ, KEN, KGZ, <b>KIR</b> , KOR, KSA, KUW, LAO, LAT, LBA, LBR, LCA, LES, LIB, LTU, LUX, MAD, MAR, MAS, MAW, MDA, MDV, MEX, MGL, MKD, MLI, MLT, MON, MOZ, MRI, MTN, NAM, NCA, NED, NEP, NGR, NIG, NOR, NZL, OMA, PAK, PAN, PAR, PER, PHI, PLE, PLW, PNG, POL, POR, PRK, PUR, QAT, ROU, RSA, RUS, RWA, SAM, <b>SCG</b> , SEN, SEY, SIN, SKN, SLE, SLO, SMR, SOL, SOM, SRI, STP, SUD, SUI, SUR, SVK, SWE, SWZ, SYR, TAN, TGA, THA, TJK, TKM, TLS, TOG, TPE, TTO, TUN, TUR, UAE, UGA, UKR, URU, USA, UZB, VAN, VEN, VIE, VIN, YEM, ZAM, ZIM
2008	200	(3)	AFG, AHO, ALB, ALG, AND, ANG, ANT, ARG, ARM, ASA, AUS, AUT, AZE, BAH, BAN, BAR, BDI, BEL, BEN, BER, BIH, BIZ, BLR, BOL, BOT, BRA, BRN, BUL, BUR, CAF, CAM, CAN, CAY, CGO, CHA, CHI, CHN, CIV, CMR, COD, COK, COL, COM, CPV, CRC, CRO, CUB, CYP, CZE, DEN, DJI, DMA, DOM, ECU, EGY, ERI, ESA, ESP, EST, ETH, FIJ, FIN, FRA, FSM, GAB, GAM, GBR, GBS, GEO, GEQ, GER, GHA, GRE, GRN, GUA, GUI, GUM, GUY, HAI, HKG, HON, HUN, INA, IND, IRI, IRL, IRQ, ISL, ISR, ISV, ITA, IVB, JAM, JOR, JPN, KAZ, KEN, KGZ, <b>KIR</b> , KOR, KSA, KUW, LAO, LAT, LBA, LBR, LCA, LES, LIB, LIE, LTU, MAD, MAR, MAS, MAW, MDA, MDV, MEX, MGL, <b>MHL</b> , MKD, MLI, MLT, <b>MNE</b> , MON, MOZ, MRI, MTN, MYA, NAM, NCA, NED, NEP, NGR, NIG, NOR, NZL, OMA, PAK, PAN, PAR, PER, PHI, PLE, PLW, PNG, POL, POR, PRK, PUR, QAT, ROU, RSA, RUS, RWA, SAM, SEN, SEY, SIN, SKN, SLE, SLO, SMR, SOL, SOM, SRB, SRI, STP, SUD, SUI, SUR, SVK, SWE, SWZ, SYR, TAN, TGA, THA, TJK, TKM, TLS, TOG, TPE, TTO, TUN, TUR, <b>TUV</b> , UAE, UGA, UKR, URU, USA, UZB, VAN, VEN, VIE, VIN, YEM, ZAM, ZIM
2012	202	(2)	AFG, ALB, ALG, AND, ANG, ANT, ARG, ARM, ASA, AUS, AUT, AZE, BAH, BAN, BAR, BDI, BEL, BEN, BER, BIH, BIZ, BLR, BOL, BOT, BRA, BRN, BRU, BUL, BUR, CAF, CAM, CAN, CAY, CGO, CHA, CHI, CHN, CIV, CMR, COD, COK, COL, COM, CPV, CRC, CRO, CUB, <b>CUR</b> (as IOA), CYP, CZE, DEN, DJI, DMA, DOM, ECU, EGY, ERI, ESA, ESP, EST, ETH, FIJ, FIN, FRA, FSM, GAB, GAM, GBR, GBS, GEO, GEQ, GER, GHA, GRE, GRN, GUA, GUI, GUM, GUY, HAI, HKG, HON, HUN, INA, IND, IRI, IRL, IRQ, ISL, ISR, ISV, ITA, IVB, JAM, JOR, JPN, KAZ, KEN, KGZ, <b>KIR</b> , KOR, KSA, KUW, LAO, LAT, LBA, LBR, LCA, LES, LIB, LIE, LTU, MAD, MAR, MAS, MAW, MDA, MDV, MEX, MGL, <b>MHL</b> , MKD, MLI, MLT, <b>MNE</b> , MON, MOZ, MRI, MTN, MYA, NAM, NCA, NED, NEP, NGR, NIG, NOR, NZL, OMA, PAK, PAN, PAR, PER, PHI, PLE, PLW, PNG, POL, POR, PRK, PUR, QAT, ROU, RSA, RUS, RWA, SAM, SEN, SEY, SIN, SKN, SLE, SLO, SMR, SOL, SOM, SRB, SRI, <b>SSD</b> (as IOA), STP, SUD, SUI, SUR, SVK, SWE, SWZ, SYR, TAN, TGA, THA, TJK, TKM, TLS, TOG, TPE, TTO, TUN, TUR, TUV, UAE, UGA, UKR, URU, USA, UZB, VAN, VEN, VIE, VIN, YEM, ZAM, ZIM

Of current IAAF members, the following 11 have not yet participated in Olympic Games athletics: Anguilla (AIA), Bhutan (BHU), Gibraltar (GIB), Kosovo (KOS), Macao (MAC), Montserrat (MNT), Nauru (NRU), Norfolk Island (NFI), Northern Mariana Islands (NMI), French Polynesia (PYF), and Turks & Caicos Islands (TKS).

The full alphabetical list of 219 country teams is as follows, with codes given on page 7.

AFG, AHO, ALB, ALG, AND, ANG, ANT (including as LAN/Lesser Antilles in 1976), ARG, ARM, ARU, ASA, AUS, AUT, AZE, BAH, BAN, BAR (and as part of BWI/British West Indies in 1960), BDI, BEL, BEN (including as DAH/Dahomey in 1972), BER, BIH, BIZ (including as BHO/British Honduras in 1968 & 1976), BLR, BOH, BOL, BOT, BRA, BRN, BRU, BUL, BUR (including as VOL/Upper Volta in 1972), BWI (1960, comprising BAR/Barbados JAM/Jamaica and TTO/Trinidad & Tobago), CAF, CAM (including as KHM/Kampuchea in 1972), CAN, CAY, CGO, CHA, CHI, CHN, CIV, CMR, COD (including as ZAI/Zaire in 1984-1996), COK, COL, COM, CPV, CRC, CRO, CUB, **CUR** (as IOA/“Independent Olympic Athletes” in 2012), CYP, CZE (and as BOH/Bohemia in 1900-1912), DEN, DJI, DMA, DOM, ECU, EGY, ERI, ESA, ESP, EST, ETH, EUN, FIJ, FIN, FRA, FRG, FSM, GAB, GAM, GBR, GBS, GDR, GEO, GEQ, GER (includes when FRG/FR of Germany & GDR/German Democratic Republic participated as a combined German team in 1956-1964), GHA (including as GOL/Gold Coast in 1952) GUY (including as BGU/British Guiana in 1948-1964), GRE, GRN, GUA, GUI, GUM, HAI, HKG, HON, HUN, INA, IND, IRI, IRL (additionally some Irish athletes competed with Great Britain in 1896-1920), IRQ, ISL, ISR, ISV, ITA, IVB, JAM (and as part of BWI/British West Indies in 1960), JOR, JPN, KAZ, KEN, KGZ, **KIR**, KOR, KSA, KUW, LAO, LAT, LBA, LBR, LCA, LES, LIB, LIE, LTU, LUX, MAD, MAR, MAS, MAW, MDA, MDV, MEX, MGL, **MHL**, MKD, MLI, MLT, **MNE** (and as part of SCG/Serbia & Montenegro in 2004), MON, MOZ, MRI, MTN, MYA (including as BIR or BUR/Burma in 1948-1988), NAM, NBO, NCA, NED, NEP, NGR, NIG, NOR, NWF, NZL (additionally some New Zealand athletes competed with Australia in 1908 & 1912), OMA, PAK, PAN, PAR, PER, PHI, PLE, PLW, PNG, POL, POR, PRK, PUR, PYR, QAT, ROU, RSA, RUS, RWA, SAA, SAM, **SCG**, SEN, SEY, SIN, SKN, SLE, SLO, SMR, SOL, SOM, SRB, SRI (including as CEY/Ceylon in 1948-1972), **SSD** (as IOA/“Independent Olympic Athletes” in 2012), STP, SUD, SUI, SUR, SVK, SWE, SWZ, SYR, TAN, TCH, TGA, THA, TJK, TKM, TLS (including as IOA/“Individual Olympic Athletes” in 2000), TOG, TPE (including as ROC/Republic of China in 1972), TTO (and as part of BWI/British West Indies in 1960), TUN, TUR, TUV, UAE, UAR, UGA, UKR, URS (excluding EUN/United Team in 1992), URU, USA, UZB, VAN, VEN, VIE, VIN, YAR, YEM, YUG (including as IOP/“Independent Olympic Participants” in 1992), ZAM (including as NRO/Northern Rhodesia in 1964), ZIM (including as RHO/Rhodesia in 1960 & 1964)



## THE GREATEST OLYMPIC ATHLETES?

Here we present the most successful Olympic athletes, according to their placings in the first eight. Eight points are scored for a first, down to one for eighth. Points are shared in the case of a tie. The first set of tables include team events (mainly relays), the second two consider individual placings only. We should remember that these lists cannot solely be used as a measure of greatness, otherwise Jesse Owens (USA) would not be down in =38th place. Impact and historic importance cannot be determined only by placements.

The biggest riser after London 2012 is, unsurprisingly, Usain Bolt. From outside the top 50, the Jamaican is now seventh and among Olympic legends. Should he win more golds again in Rio, many would regard him as the greatest ever, but he still wouldn't have enough points to crack the top three. Perhaps Tokyo 2020 will beckon. Of other currently active athletes, Kenenisa Bekele is within range of the top 20 should he possibly be declared to run by Ethiopia and "score" this year, as could 400m veteran Chris Brown (BAH).

Like Bolt in the men's list, another Jamaican has made a dramatic move in the women's rankings. Veronica Campbell-Brown is up from =11th to third place. I hope someone will publish a picture of the silver medal podium from the 2000 women's 4x100m. That race linked two great eras which now feature in all-time positions one and three. The Jamaican team on that occasion included 40 year-old Merlene Ottey and 18 year-old Campbell. Ottey wore what would be her ninth Olympic medal, Campbell had the first of seven. Campbell-Brown, as she is now, will surely be within range of more medals in Rio and if she is successful, she'll be the first athlete other than Ottey (Page) to win medals at five successive Games. Not far behind, and with the potential to overtake all above her, is Allyson Felix. If the American can score highly in Rio in the 200m, 400m and both relays, even Ottey's total of 70 could come under threat. Painless for us to speculate, not so easy for Felix to perform with such distinction across as many as 10 races! Looking only at individual women's events, Tirunesh Dibaba has more points than either Campbell-Brown or Felix. The Ethiopian has never won an Olympic silver, but that medal or better by her in Rio and she would pass the great Irena Szewińska for third place on the all-time list excluding relay points. My personal selection for the greatest Olympic athletes is unchanged, but Rio could well affect the picture: Men – 1, Nurmi; 2, Lewis; 3, Oerter; Women – 1, Szewińska; 2, Blankers-Koen; 3, Joyner-Kersey.

Mark Butler

### MEN – ALL EVENTS

			Gold	Silver	Bronze	4	5	6	7	8	Medals	Points
1,	Paavo Nurmi	FIN	9	3	-	-	-	-	-	-	12	93
2,	Ray Ewry	USA	10	-	-	-	-	-	-	-	10	80
3,	Carl Lewis	USA	9	1	-	-	-	-	-	-	10	79
4,	Martin Sheridan	USA	5	2+1=	1	2	-	-	-	-	9	76
5,	Eric Lemming	SWE	4	-	2	4+2=	-	-	-	1+1=	6	73.5
6,	Ville Ritola	FIN	5	3	-	-	-	-	-	-	8	61
7,	Usain Bolt	JAM	6	-	-	-	-	-	-	-	6	48
=8,	Myer Prinstein	USA	4	1	-	-	2	-	-	-	5	47
	Ralph Rose	USA	3	2	1	-	-	1	-	-	6	47
10,	James Lightbody	USA	4	2	-	-	-	-	-	-	6	46
=11,	Elmer Niklander	FIN	1	2	1	2	-	1	1	1	4	44
	Phil Edwards	CAN	-	-	5	2	1	-	-	-	5	44
13,	Emil Zátopek CZE (SVK)	TCH	4	1	-	-	-	1	-	-	5	42
14,	Robert Garrett	USA	2	1+1=	2	-	-	-	-	-	6	41.5
=15,	Lasse Virén	FIN	4	-	-	-	2	-	-	-	4	40
	Mal Whitfield	USA	3	1	1	-	-	1	-	-	5	40
	Pietro Mennea	ITA	1	-	2	2	1	1	1	1	3	40
=18,	Hannes Kolehmainen	FIN	4	1	-	-	-	-	-	-	5	39
	Mel Sheppard	USA	4	1	-	-	-	-	-	-	5	39
20,	John Flanagan	USA	3	1	-	1	-	-	1	-	4	38
21,	Irving Baxter	USA	2	3	-	-	-	-	-	-	5	37
=22,	Harry Hillman	USA	3	1	-	1	-	-	-	-	4	36
	Kenenisa Bekele	ETH	3	1	-	1	-	-	-	-	4	36
	Walter Tewksbury	USA	2	2	1	-	-	-	-	-	5	36
	George Bonhag	USA	2	1	-	2	-	1	-	-	3	36
=26,	Angelo Taylor	USA	3	1	-	-	1	-	-	-	4	35
	Valeriy Borzov UKR	URS	2	1	2	-	-	-	-	-	5	35
=28,	Frank Wykoff	USA	3	-	-	2	-	-	-	-	3	34
	Kip Keino	KEN	2	2	-	-	1	-	-	-	4	34
	Charles Paddock	USA	2	2	-	-	1	-	-	-	4	34
	Arthur Wint	JAM	2	2	-	-	1	-	-	-	4	34
	Herb McKenley	JAM	1	3	-	1	-	-	-	-	4	34
	Chris Brown	BAH	1	1	1	2	-	1	-	-	3	34
=34,	Robert Korzeniowski	POL	4	-	-	-	-	-	-	1	4	33
	Jackson Scholz	USA	2	1	-	2	-	-	-	-	3	33
	Nate Cartmell	USA	1	2	1	1	-	-	-	-	4	33
	Frankie Fredericks	NAM	-	4	-	1	-	-	-	-	4	33
=38,	Harrison Dillard	USA	4	-	-	-	-	-	-	-	4	32
	Archie Hahn	USA	4	-	-	-	-	-	-	-	4	32
	Michael Johnson	USA	4	-	-	-	-	-	-	-	4	32
	Alvin Kraenzlein	USA	4	-	-	-	-	-	-	-	4	32
	Al Oerter	USA	4	-	-	-	-	-	-	-	4	32
	Jesse Owens	USA	4	-	-	-	-	-	-	-	4	32
	Don Quarrie	JAM	1	2	1	-	1	-	-	-	4	32
	Linford Christie	GBR	1	2	-	2	-	-	-	-	3	32

Men all events, continued			<u>Gold</u>	<u>Silver</u>	<u>Bronze</u>	<u>4</u>	<u>5</u>	<u>6</u>	<u>7</u>	<u>8</u>	<u>Medals</u>	<u>Points</u>
46,	Kostas Tsiklitis	GRE	1	1+1=	1	-	-	1	-	1	4	31.5
=47,	Steve Lewis	USA	3	1	-	-	-	-	-	-	4	31
	Viktor Saneyev	GEO	3	1	-	-	-	-	-	-	4	31
	Jan Železný	SVK/CZE	3	1	-	-	-	-	-	-	4	31
	Jeremy Wariner	USA	3	1	-	-	-	-	-	-	4	31
	Vladimir Golubnichniy	UKR	2	1	1	-	-	-	1	-	4	31
	Virgilijus Alekna	LTU	2	-	1	1	1	-	-	-	3	31
	Nikólaos Georgantas	GRE	1	2	1	-	-	1	-	-	4	31
	Dennis Mitchell	USA	1	1	1	2	-	-	-	-	3	31
	Edvin Wide	SWE	-	1	4	-	-	-	-	-	5	31
Greatest Success without medal												
=168,	José Marín	ESP	-	-	-	1	2	2	-	-	-	19
<b>WOMEN – ALL EVENTS</b>			<u>Gold</u>	<u>Silver</u>	<u>Bronze</u>	<u>4</u>	<u>5</u>	<u>6</u>	<u>7</u>	<u>8</u>	<u>Medals</u>	<u>Points</u>
1,	Merlene Ottey/Page	JAM	-	3	6	1	1	1	-	1	9	70
2,	Shirley Strickland	AUS	3	1	3	1	1	-	-	-	7	58
3,	Veronica Campbell-Brown	JAM	3	2	2	1	-	-	-	-	7	55
=4,	Allyson Felix	USA	4	2	-	-	1	-	-	-	6	50
	Irena Kirzenstein/Szewińska	POL	3	2	2	-	-	-	-	-	7	50
6,	Gwen Torrence	USA	3	1	1	1	1	1	-	-	5	49
7,	Jackie Joyner-Kersey	USA	3	1	2	-	1	-	-	-	6	47
=8,	Evelyn Ashford	USA	4	1	-	-	1	-	1	-	5	45
	Sanya Richards Ross	USA	4	-	1	-	1	1	-	-	5	45
	Raelene Boyle	AUS	-	3	-	2	2	2	-	-	3	45
11,	Renate Stecher	GER	3	2	1	-	-	-	-	-	6	44
12,	Fanny Blankers Koen	NED	4	-	-	-	1+1=	-	-	-	4	39
13,	Florence Griffith Joyner	USA	3	2	-	-	-	-	-	-	5	38
14,	Irina Privalova	RUS/URS	1	1	2	2	-	-	-	-	4	37
=15,	Valerie Brisco-Hooks	USA	3	1	-	1	-	-	-	-	4	36
	Tirunesh Dibaba	ETH	3	-	2	-	-	-	-	-	5	36
=17,	Heike Drechsler	GER	2	1	2	-	-	-	-	-	5	35
	Tatyana Lebedeva	RUS	1	3	1	-	-	-	-	-	5	35
=19,	Wyomia Tyus	USA	3	1	-	-	-	1	-	-	4	34
	Annegret Richter	GER	2	2	-	-	1	-	-	-	4	34
21,	Gail Devers	USA	3	-	-	1	1	-	-	-	3	33
=22,	Betty Cuthbert	AUS	4	-	-	-	-	-	-	-	4	32
	Bärbel Eckert/Wöckel	GER	4	-	-	-	-	-	-	-	4	32
	Marie-José Pérec	FRA	3	-	-	1	-	1	-	-	3	32
	Chandra Sturup	BAH	1	1	-	2	1	1	-	-	2	32
	Debbie Ferguson McKenzie	BAH	1	-	1	2	-	-	4	-	2	32
=27,	Olga Bryzgina	UKR	3	1	-	-	-	-	-	-	4	31
	Tamara Press	RUS	3	1	-	-	-	-	-	-	4	31
	Marlies Oelsner/Göhr	GER	2	2	-	-	-	-	-	1	4	31
	Pauline Davis	BAH	2	1	-	1	-	1	-	-	3	31
=31,	Wilma Rudolph	USA	3	-	1	-	-	-	-	-	4	30
	Shelly-Ann Fraser-Pryce	JAM	2	2	-	-	-	-	-	-	4	30
	Jearl Miles Clark	USA	2	1	-	-	1	1	-	-	3	30
	Sandie Richards	JAM	-	1	1	1	2	-	2	-	2	30
	Kathy Smallwood/Cook	GBR	-	-	3	1	1	1	-	-	3	30
=36,	Kelly Holmes	GBR	2	-	1	1	-	-	1	-	3	29
	Irina Press	RUS	2	-	-	2	-	1	-	-	2	29
	Deon Hemmings	JAM	1	2	-	1	-	-	1	-	3	29
=39,	Chandra Cheeseborough	USA	2	1	-	-	-	1	1	-	3	28
	Ingrid Becker/Mickler	GER	2	-	-	1	-	2	-	1	2	28
	Christina Brehmer/Lathan	GER	1	2	1	-	-	-	-	-	4	28
	Natalya Antyukh	RUS	1	2	1	-	-	-	-	-	4	28
	Galina Zybina	RUS	1	1	1	1	-	-	1	-	3	28
	Christine Ohuruogu	GBR	1	1	-	1	2	-	-	-	2	28
	Grace Jackson	JAM	-	1	-	1	3	1	-	1	1	28
46,	Sherone Simpson	JAM	1	1+1=	-	-	-	2	-	-	3	27.5
=47,	Olga V. Nazarova	RUS	2	-	1	1	-	-	-	-	3	27
	Derartu Tulu	ETH	2	-	1	1	-	-	-	-	3	27
	Yuliya Gushchina	RUS	1	2	-	1	-	-	-	-	3	27
	Maria Mutola	MOZ	1	-	1	1	2	-	-	-	2	27
Greatest Success without medal												
=57,	Mariya Itkina	URS	-	-	-	4	1	-	-	-	0	24

**MEN – INDIVIDUAL EVENTS**

			<u>Gold</u>	<u>Silver</u>	<u>Bronze</u>	<u>4</u>	<u>5</u>	<u>6</u>	<u>7</u>	<u>8 Medals</u>	<u>Points</u>	
1,	Ray Ewry	USA	10	-	-	-	-	-	-	-	10	80
2,	Martin Sheridan	USA	5	2+1=	1	2	-	-	-	-	9	76
3,	Eric Lemming	SWE	4	-	2	4+2=	-	-	-	1+1=	6	73.5
4,	Paavo Nurmi	FIN	6	3	-	-	-	-	-	-	9	69
5,	Carl Lewis	USA	7	1	-	-	-	-	-	-	8	63
=6,	Myer Prinstein	USA	4	1	-	-	2	-	-	-	5	47
	Ralph Rose	USA	3	2	1	-	-	1	-	-	6	47
8,	Ville Ritola	FIN	3	3	-	-	-	-	-	-	6	45
9,	Elmer Niklander	FIN	1	2	1	2	-	1	1	1	4	44
10,	Emil Zátopek CZE	TCH	4	1	-	-	-	1	-	-	5	42
11,	Robert Garrett	USA	2	1+1=	2	-	-	-	-	-	6	41.5
12,	Lasse Virén	FIN	4	-	-	-	2	-	-	-	4	40
13,	James Lightbody	USA	4	1	-	-	-	-	-	-	5	39
14,	John Flanagan	USA	3	1	-	1	-	-	1	-	4	38
15,	Irving Baxter	USA	2	3	-	-	-	-	-	-	5	37
=16,	Harry Hillman	USA	3	1	-	1	-	-	-	-	4	36
	Kenenisa Bekele	ETH	3	1	-	1	-	-	-	-	4	36
	Walter Tewksbury	USA	2	2	1	-	-	-	-	-	5	36
19,	Kip Keino	KEN	2	2	-	-	1	-	-	-	4	34
=20,	Robert Korzeniowski	POL	4	-	-	-	-	-	-	1	4	33
	Frankie Fredericks	NAM	-	4	-	1	-	-	-	-	4	33
=22,	Archie Hahn	USA	4	-	-	-	-	-	-	-	4	32
	Hannes Kolehmainen	FIN	4	-	-	-	-	-	-	-	4	32
	Alvin Kraenzlein	USA	4	-	-	-	-	-	-	-	4	32
	Al Oerter	USA	4	-	-	-	-	-	-	-	4	32
	Usain Bolt	JAM	4	-	-	-	-	-	-	-	4	32
27,	Kóstas Tsiklitis	GRE	1	1+1=	1	-	-	1	-	1	4	31.5
=28,	Viktor Saneyev GEO	URS	3	1	-	-	-	-	-	-	4	31
	Jan Železný SVK/CZE	CZE/TCH	3	1	-	-	-	-	-	-	4	31
	Vladimir Golubnichniy UKR	URS	2	1	1	-	-	-	1	-	4	31
	Virgilijus Alekna	LTU	2	-	1	1	1	-	-	-	3	31
	Nikólaos Georgantas	GRE	1	2	1	-	-	1	-	-	4	31
=33,	Ugo Frigerio	ITA	3	-	1	-	-	-	-	-	4	30
	Sebastian Coe	GBR	2	2	-	-	-	-	-	-	4	30
=35,	Volmari Iso-Hollo	FIN	2	1	1	-	-	-	-	-	4	29
	Alain Mimoun	FRA	1	3	-	-	-	-	-	-	4	29
	Verner Järvinen	FIN	1	-	2	1	1	-	-	-	3	29
	Lawson Robertson	USA	-	1=	2	-	2	1	-	-	3	29
39,	Platt Adams	USA	1	1	-	-	2+1=	1=	-	-	2	28.5
=40,	Pat McDonald	USA	2	1	-	1	-	-	-	-	3	28
	Parry O'Brien	USA	2	1	-	1	-	-	-	-	3	28
	Mohamed Gammoudi	TUN	1	2	1	-	-	-	-	-	4	28
	John Ljunggren	SWE	1	1	1	1	-	-	1	-	3	28
44,	James Connolly	USA	1	1+1=	1	-	-	-	-	-	4	27.5
45,	Phil Edwards	CAN	-	-	3	1	1	-	-	-	3	27
46,	John Biller	USA	-	1=	1	2	1	-	-	-	2	26.5
=47,	Matt McGrath	USA	1	2	-	-	1	-	-	-	3	26
	Charles Paddock	USA	1	2	-	-	1	-	-	-	3	26
	Arthur Wint	JAM	1	2	-	-	1	-	-	-	3	26
	Gyula Zsivótzky	HUN	1	2	-	-	1	-	-	-	3	26
	Mamo Wolde	ETH	1	1	1	1	-	-	-	-	3	26
	Herb McKenley	JAM	-	3	-	1	-	-	-	-	3	26
	Fay Moulton	USA	-	1	1	2	-	1	-	-	2	26
	Lajos Gönczy	HUN	-	1	1	1	2	-	-	-	2	26

**WOMEN – INDIVIDUAL EVENTS**

			<u>Gold</u>	<u>Silver</u>	<u>Bronze</u>	<u>4</u>	<u>5</u>	<u>6</u>	<u>7</u>	<u>8 Medals</u>	<u>Points</u>	
1,	Merlene Ottey/Page	JAM	-	2	5	1	1	-	-	-	7	53
2,	Jackie Joyner-Kersey	USA	3	1	2	-	1	-	-	-	6	47
3,	Irena Kirszenstein/Szewińska	POL	2	2	2	-	-	-	-	-	6	42
4,	Shirley Strickland	AUS	2	-	3	1	-	-	-	-	5	39
5,	Tirunesh Dibaba	ETH	3	-	2	-	-	-	-	-	5	36
=6,	Heike Drechsler	GER	2	1	2	-	-	-	-	-	5	35
	Tatyana Lebedeva	RUS	1	3	1	-	-	-	-	-	5	35
8,	Veronica Campbell-Brown	JAM	2	-	2	1	-	-	-	-	4	33
=9,	Tamara Press RUS	URS	3	1	-	-	-	-	-	-	4	31
	Raelene Boyle	AUS	-	3	-	2	-	-	-	-	3	31
=11,	Renate Stecher	GER	2	1	1	-	-	-	-	-	4	29
	Kelly Holmes	GBR	2	-	1	1	-	-	1	-	3	29
13,	Galina Zybina RUS	URS	1	1	1	1	-	-	1	-	3	28

Men all events, continued			Gold	Silver	Bronze	4	5	6	7	8	Medals	Points
=14,	Fanny Blankers Koen	NED	3	-	-	-	1=	-	-	-	3	27
	Derartu Tulu	ETH	2	-	1	1	-	-	-	-	3	27
	Maria Mutola	MOZ	1	-	1	1	2	-	-	-	2	27
=17,	Allyson Felix	USA	1	2	-	-	1	-	-	-	3	26
	Tatyana Samolenko/Dorovskikh	UKR	1	1	1	1	-	-	-	-	3	26
	Gwen Torrence	USA	1	-	1	1	1	1	-	-	2	26
=20,	Gail Devers	USA	2	-	-	1	1	-	-	-	2	25
	Sara Simeoni	ITA	1	2	-	-	-	1	-	-	3	25
=22,	Betty Cuthbert	AUS	3	-	-	-	-	-	-	-	3	24
	Tatyana Kazankina	RUS	3	-	-	-	-	-	-	-	3	24
	Marie-José Pérec	FRA	3	-	-	-	-	-	-	-	3	24
	Irina Press	RUS	2	-	-	1	-	1	-	-	2	24
=26,	Mildred "Babe" Didriksen	USA	2	1	-	-	-	-	-	-	3	23
	Florence Griffith Joyner	USA	2	1	-	-	-	-	-	-	3	23
	Shelly-Ann Fraser-Pryce	JAM	2	1	-	-	-	-	-	-	3	23
	Lia Manoliu	ROU	1	-	2	-	-	1	-	-	3	23
	Grace Jackson	JAM	-	1	-	1	2	1	-	-	1	23
=31,	Micheline Ostermeyer	FRA	2	-	1	-	-	-	-	-	3	22
	Nina Romashkova/Ponomaryova	RUS	2	-	1	-	-	-	-	-	3	22
	Yelena Isinbaeva	RUS	2	-	1	-	-	-	-	-	3	22
	Meseret Defar	ETH	2	-	1	-	-	-	-	-	3	22
	Dana Ingrová/Zátoková	TCH (CZE)	1	1	-	1	-	-	1	-	2	22
	Trine Solberg/Hattestad	NOR	1	-	1	-	2	-	-	-	2	22
	Gabriella Dorio	ITA	1	-	-	2	-	1	-	1	1	22
	Yipsi Moreno	CUB	-	2	-	1	-	1	-	-	2	22
=39,	Valerie Brisco-Hooks	USA	2	-	-	1	-	-	-	-	2	21
	Nadezhda Chizhova	RUS	1	1	1	-	-	-	-	-	3	21
	Gabriela Szabo	ROU	1	1	1	-	-	-	-	-	3	21
	Ellina Zvereva	BLR/URS	1	-	1	-	1	1	-	-	2	21
	Sanya Richards Ross	USA	1	-	1	-	1	1	-	-	2	21
=44,	Iolanda Balaş	ROU	2	-	-	-	1	-	-	-	2	20
	Mary Bignal	GBR	1	1	-	1	-	-	-	-	2	20
	Stefka Kostadinova	BUL	1	1	-	1	-	-	-	-	2	20
	Natalya Sadova	RUS	1	1	-	1	-	-	-	-	2	20
	Aleksandra Chudina	RUS	-	2	1	-	-	-	-	-	3	20
	Gunhild Hoffmeister	GER	-	2	1	-	-	-	-	-	3	20
=50,	Wyomia Tyus	USA	2	-	-	-	-	1	-	-	2	19
	Evelyn Ashford	USA	1	1	-	-	1	-	-	-	2	19
	Margitta Helmbold/Gummel	GER/GDR	1	1	-	-	1	-	-	-	2	19
	Annegret Richter	GER	1	1	-	-	1	-	-	-	2	19
	Tilly Fleischer	GER	1	-	1	1	-	-	-	-	2	19
	Irina Privalova	RUS	1	-	1	1	-	-	-	-	2	19
	Gete Wami	ETH	-	1	2	-	-	-	-	-	3	19
	Debbie Ferguson McKenzie	BAH	-	-	1	1	-	-	4	-	1	19

### THE BEST ATHLETES BY COUNTRY

These tables show the best points totals by individuals for each country having finishers within the top eight at the Olympic Games. Former Soviet, Yugoslav and Czechoslovakian competitors are listed against their actual country, with the country code under which they competed given after the name. The same principle has been followed for Irish athletes who competed with Great Britain in 1896-1920.

#### MEN

FIN	Paavo Nurmi	9	3	-	-	-	-	-	-	-	12	93
USA	Ray Ewry	10	-	-	-	-	-	-	-	-	10	80
SWE	Eric Lemming	4	-	2	4+2=	-	-	-	-	1+1=	6	73.5
JAM	Usain Bolt	6	-	-	-	-	-	-	-	-	6	48
CAN	Phil Edwards	-	-	5	2	1	-	-	-	-	5	44
CZE	Emil Zátopek	TCH (SVK)	4	1	-	-	-	1	-	-	5	42
ITA	Pietro Mennea		1	-	2	2	1	1	1	1	3	40
ETH	Kenenisa Bekele		3	1	-	1	-	-	-	-	4	36
UKR	Valeriy Borzov	URS	2	1	2	-	-	-	-	-	5	35
BAH	Chris Brown		1	1	1	2	-	1	-	-	3	34
KEN	Kip Keino		2	2	-	-	1	-	-	-	4	34
NAM	Frankie Fredericks		-	4	-	1	-	-	-	-	4	33
POL	Robert Korzeniowski		4	-	-	-	-	-	-	1	4	33
GBR	Linford Christie		1	2	-	2	-	-	-	-	3	32
GRE	Kóstas Tsiklitis		1	1+1=	1	-	-	1	-	1	4	31.5
GEO	Viktor Saneyev	URS	3	1	-	-	-	-	-	-	4	31
LTU	Virgilijus Alekna		2	-	1	1	1	-	-	-	3	31



Best men by country continued		<u>Gold</u>	<u>Silver</u>	<u>Bronze</u>	<u>4</u>	<u>5</u>	<u>6</u>	<u>7</u>	<u>8</u>	<u>Medals</u>	<u>Points</u>
KSA	Hadi Al-Somaily	-	1	-	-	-	-	-	-	1	7
SRB	Ivan Gubijan YUG	-	1	-	-	-	-	-	-	1	7
	Franjo Mihalić YUG	-	1	-	-	-	-	-	-	1	7
SRI	Duncan White	-	1	-	-	-	-	-	-	1	7
TAN	Filbert Bayi	-	1	-	-	-	-	-	-	1	7
	Suleiman Nyambui	-	1	-	-	-	-	-	-	1	7
TUR	Eşref Apak	-	1	-	-	-	-	-	-	1	7
VEN	Lloyd Murad	-	-	-	-	1	1	-	-	0	7
ZAM	Samuel Matete	-	1	-	-	-	-	-	-	1	7
DJI	Ahmed Salah	-	-	1	-	-	-	-	-	1	6
PUR	Javier Culson	-	-	1	-	-	-	-	-	1	6
QAT	Mohamed Suleiman	-	-	1	-	-	-	-	-	1	6
AHO	Churandy Martina	-	-	-	1	-	-	-	-	0	5
GHA	Joshua Owusu	-	-	-	1	-	-	-	-	0	5
IND*	Milkha Singh	-	-	-	1	-	-	-	-	0	5
ZIM	Brian Dzingai	-	-	-	1	-	-	-	-	0	5
	Ngonidzashe Makusha	-	-	-	1	-	-	-	-	0	5
ARM	Armen Martirosyan	-	-	-	-	1	-	-	-	0	4
BRN	Yousef Saad Kamel	-	-	-	-	1	-	-	-	0	4
ISR	Konstantin Matusevich	-	-	-	-	1	-	-	-	0	4
CRO	Zvonko Bežjak YUG	-	-	-	-	-	1	-	-	0	3
MRI	Stéphane Buckland	-	-	-	-	-	1	-	-	0	3
SOM	Abdi Bile	-	-	-	-	-	1	-	-	0	3
UZB	Ramil Ganiyev URS	-	-	-	-	-	-	-	2	0	2
BIH	Dako Radošević YUG	-	-	-	-	-	-	-	1	0	1
MAD	Jean-Louis Ravelomanantsoa	-	-	-	-	-	-	-	1	0	1
OMA	Mohamed Al-Malky	-	-	-	-	-	-	-	1	0	1
RWA	Mathias Ntawulikura	-	-	-	-	-	-	-	1	0	1

\* If Norman Pritchard (British India) is regarded as Indian then he would be the most successful man from that country with two silvers from 1900:

IND	Norman Pritchard	-	2	-	-	-	-	-	-	2	14
-----	------------------	---	---	---	---	---	---	---	---	---	----

<b>WOMEN</b>		<u>Gold</u>	<u>Silver</u>	<u>Bronze</u>	<u>4</u>	<u>5</u>	<u>6</u>	<u>7</u>	<u>8</u>	<u>Medals</u>	<u>Points</u>
JAM	Merlene Ottey/Page	-	3	6	1	1	1	-	1	9	70
AUS	Shirley de la Hunty	3	1	3	1	1	-	-	-	7	58
POL	Irena Kirszenstein/Szewińska	3	2	2	-	-	-	-	-	7	50
USA	Allyson Felix	4	2	-	-	1	-	-	-	6	50
GER	Renate Stecher GDR	3	2	1	-	-	-	-	-	6	44
NED	Fanny Blankers-Koen	4	-	-	-	1+1=	-	-	-	4	39
RUS	Irina Privalova URS	1	1	2	2	-	-	-	-	4	37
ETH	Tirunesh Dibaba	3	-	2	-	-	-	-	-	5	36
BAH	Chandra Sturup	1	1	-	2	1	1	-	-	2	32
	Debbie Ferguson-McKenzie	1	-	1	2	-	-	4	-	2	32
FRA	Marie-José Pérec	3	-	-	1	-	1	-	-	3	32
UKR	Olga Bryzgina URS	3	1	-	-	-	-	-	-	4	31
GBR	Kathy Smallwood/Cook	-	-	3	1	1	1	-	-	3	30
MOZ	Maria Mutola	1	-	1	1	2	-	-	-	2	27
ITA	Sara Simeoni	1	2	-	-	-	1	-	-	3	25
BLR	Mariya Itkina URS	-	-	-	4	1	-	-	-	0	24
ROU	Lia Manoliu	1	-	2	-	-	1	-	-	3	23
CUB	Yipsi Moreno	-	2	-	1	-	1	-	-	2	22
CZE	Dana Ingrová/Zátopková TCH	1	1	-	1	-	-	1	-	2	22
NGR	Mary Onyali	-	-	2	-	1	-	3	-	2	22
NOR	Trine Solberg/Hattestad	1	-	1	-	2	-	-	-	2	22
BUL	Stefka Kostadinova	1	1	-	1	-	-	-	-	2	20
CAN	Fanny Rosenfeld	1	1	-	-	1	-	-	-	2	19
	Marita Payne	-	2	-	1	-	-	-	-	2	19
NZL	Valerie Adams	2	-	-	-	-	-	1	-	2	18
GEO	Nadezhda Khnykina URS	-	-	2	1	-	-	-	-	2	17
KEN	Vivian Cheruiyot	-	1	1	-	1	-	-	-	2	17
CMR	Françoise Mbango	2	-	-	-	-	-	-	-	2	16
CHN	Wang Junxia	1	1	-	-	-	-	-	-	2	15
IRL	Sonia O'Sullivan	-	1	-	1	-	1	-	-	1	15
TUR	Elvan Abeylegesse	-	2	-	-	-	-	-	1	2	15
GRE	Anastasía Kelesidou	-	2	-	-	-	-	-	-	2	14
MAR	Hasna Benhassi	-	1	1	-	-	-	-	1	2	14
POR	Rosa Mota	1	-	1	-	-	-	-	-	2	14
	Fernanda Ribeiro	1	-	1	-	-	-	-	-	2	14

Best women by country continued		<u>Gold</u>	<u>Silver</u>	<u>Bronze</u>	<u>4</u>	<u>5</u>	<u>6</u>	<u>7</u>	<u>8</u>	<u>Medals</u>	<u>Points</u>
RSA	Hestrie Storbeck/Cloete	-	2	-	-	-	-	-	-	2	14
AUT	Herma Bauma	1	-	-	1	-	-	-	-	1	13
BEL	Kim Gevaert	-	1	-	-	-	2	-	-	1	13
JPN	Yuko Arimori	-	1	1	-	-	-	-	-	2	13
KAZ	Olga Rypakova	1	-	-	1	-	-	-	-	1	13
ESP	María Vasco	-	-	1	-	1	-	1	-	1	12
FIN	Pirjo Wilmi	-	-	-	1	-	1	2	-	0	12
HUN	Márta Rudas	-	1	-	1	-	-	-	-	1	12
LTU	Austra Skujytė	-	1	-	1	-	-	-	-	1	12
BRN	Maryam Jamal	-	1	-	-	1	-	-	-	1	11
MEX	Ana Guevara	-	1	-	-	1	-	-	-	1	11
DEN	Lily Kelsby	-	-	1	-	1	-	-	-	1	10
ALG	Nouria Mérah-Benida	1	-	-	-	-	-	-	-	1	8
ALG	Hassiba Boulmerka	1	-	-	-	-	-	-	-	1	8
BRA	Murren Maggi	1	-	-	-	-	-	-	-	1	8
CRO	Sandra Perkovic	1	-	-	-	-	-	-	-	1	8
KGZ	Tatyana Kolpakova URS	1	-	-	-	-	-	-	-	1	8
	Mariya Pinigina URS	1	-	-	-	-	-	-	-	1	8
LAT	Inese Jaunzeme URS	1	-	-	-	-	-	-	-	1	8
SVK	Mária Faithová TCH	-	-	-	1	-	1	-	-	0	8
SWE	Ludmila Engquist	1	-	-	-	-	-	-	-	1	8
	Carolina Klüft	1	-	-	-	-	-	-	-	1	8
SYR	Ghada Shouaa	1	-	-	-	-	-	-	-	1	8
TPE	Chi Cheng	-	-	1	-	-	-	1	-	1	8
TUN	Habiba Ghribi	1	-	-	-	-	-	-	-	1	8
ARG	Noëmi Simonetti	-	1	-	-	-	-	-	-	1	7
CHI	Marlene Ahrens	-	1	-	-	-	-	-	-	1	7
COL	Caterine Ibargüen	-	1	-	-	-	-	-	-	1	7
IND	P. T. Usha	-	-	-	1	-	-	1	-	0	7
SLO	Brigita Bukovec	-	1	-	-	-	-	-	-	1	7
	Nataša Urbančič YUG	-	-	-	-	1	1	-	-	0	7
SRI	Susanthika Jayasinghe	-	1	-	-	-	-	-	-	1	7
YUG	Nataša Urbančič SLO	-	-	-	-	1	1	-	-	0	7
BOT	Amantle Montsho	-	-	-	1	-	-	-	1	0	6
ISL	Vala Flosadóttir	-	-	1	-	-	-	-	-	1	6
CIV	Murielle Ahoure	-	-	-	-	-	1	1	-	0	5
GHA	Alice Annum	-	-	-	-	-	1	1	-	0	5
SLE	Eunice Barber	-	-	-	-	1	-	-	-	0	4
SRB	Marija Radosavljević YUG	-	-	-	-	-	-	2	-	0	4
SUD	Yamilé Aldama	-	-	-	-	1	-	-	-	0	4
SUI	Cornelia Bürki	-	-	-	-	1	-	-	-	0	4
	Meta Antenen	-	-	-	-	-	1	-	1	0	4
BDI	Francine Niyonsaba	-	-	-	-	-	1	-	-	0	3
EST	Laine Erik URS	-	-	-	-	-	1	-	-	0	3
ISR	Esther Rot	-	-	-	-	-	1	-	-	0	3
PRK	Mun Gyong-Ae	-	-	-	-	-	1	-	-	0	3
SCG	Olivera Jevtić	-	-	-	-	-	1	-	-	0	3
TTO	Kelly-Ann Baptiste	-	-	-	-	-	1	-	-	0	3
UZB	Tatyana Biryulina URS	-	-	-	-	-	1	-	-	0	3
LUX	Danièle Kaber	-	-	-	-	-	-	1	-	0	2
CAY	Cydonie Mothersill	-	-	-	-	-	-	-	1	0	1
KOR	Kim Hee-Sun	-	-	-	-	-	-	-	1=	0	0.5



## YOUNGEST & OLDEST

These lists show the youngest and oldest gold medallists (G), medallists (M), finalists (F) and competitors (C) in each Olympic event. Where an asterisk is shown against a name, only the birth year is known, but regardless of the actual date the athlete would still be the youngest or the oldest in their respective category. Conversely, footnotes are given for those athletes where there may be younger or older alternatives whose exact birthdates are unknown.

### OVERALL YOUNGESTS & OLDESTS

EVENT	AGE	ATHLETE	COUNTRY	DATE
<b>Youngest men</b>				
Decathlon	G 17	263 Bob Mathias	USA	6 Aug 1948
Standing HJ	M 17	146 Joseph Stadler	USA	31 Aug 1904
Long Jump	F 16	97 Aléxandros Halkokondilis*	GRE	7 Apr 1896
800 Metres	C 13	225 Vahran Papazyan	TUR	25 Apr 1906
<b>Oldest Men</b>				
56lb Throw	G 42	26 Pat McDonald	USA	21 Aug 1920
Hammer Throw	M 48	195 Matt McGrath	USA	10 Jul 1924
Hammer Throw	F 48	195 Matt McGrath	USA	10 Jul 1924
Marathon	C 52	199 Percy Wyer	CAN	9 Aug 1936
<b>Youngest Women</b>				
4x100m Relay	G 15	123 Barbara Jones	USA	27 Jul 1952
4x100m Relay	M 15	123 Barbara Jones	USA	27 Jul 1952
4x100m Relay	F 15	63 Debbie Wells	AUS	31 Jul 1976
800 Metres	C 13	3 Céléstine Ndrin	CIV	23 Jul 1976
Further individuals:				
High Jump	G 16	123 Ulrike Meyfarth	FRG	4 Sep 1972
High Jump	M 16	123 Ulrike Meyfarth	FRG	4 Sep 1972
800 Metres	F 15	175 Gertruda Kilosówna	POL	2 Aug 1928
<b>Oldest Women</b>				
Discus Throw	G 39	316 Ellina Zvereva	BLR	27 Sep 2000
4x100m Relay	M 40	143 Merlene Ottey	JAM	30 Sep 2000
Discus Throw	F 47	276 Ellina Zvereva	BLR	18 Aug 2008
Marathon	C 48	234 Lourdes Klitzkie	GUM	23 Sep 1988

### EVENT BY EVENT, with the overall youngest and oldest in each category shown in bold

EVENT	AGE	YOUNGEST	COUNTRY	DATE	AGE	OLDEST	COUNTRY	DATE
<b>Men</b>								
100 Metres	G 19	128 Reggie Walker	RSA	22 Jul 1908	32	121 Linford Christie	GBR	1 Aug 1992
	M 18	234 Donald Lippincott	USA	7 Jul 1912	32	121 Linford Christie	GBR	1 Aug 1992
	F 16	100 Aléxandros Khalkokondilis*	GRE	10 Apr 1896	36	116 Linford Christie	GBR	27 Jul 1996
	C 16	55 Angelos Lambrou <sup>1</sup>	GRE	29 Jul 1928	38	230 Stefan Burkart	SUI	26 Jul 1996
200 Metres	G 20	74 Percy Williams	CAN	1 Aug 1928	28	323 Michael Johnson	USA	1 Aug 1996
	M 17	287 Dwayne Evans	USA	26 Jul 1976	30	219 Shawn Crawford	USA	20 Aug 2008
	F 17	270 Ade Mafe	GBR	8 Aug 1984	36	329 Frankie Fredericks	NAM	26 Aug 2004
400 Metres	C 16	57 Angelos Lambrou	GRE	31 Jul 1928	36	353 Harouna Pale	BUR	3 Aug 1992
	G 19	135 Steve Lewis	USA	28 Sep 1988	33	12 Michael Johnson	USA	25 Sep 2000
	M 18	268 Luguelín Santos	DOM	6 Aug 2012	33	12 Michael Johnson	USA	25 Sep 2000
	F 18	268 Luguelín Santos	DOM	6 Aug 2012	33	296 Chris Brown	BAH	6 Aug 2012
800 Metres	C 14	226 Dawda Jallow	GAM	4 Aug 1984	37	222 Joe Rodan	FIJ	24 Sep 1988
	G 20	237 Ted Meredith	USA	8 Jul 1912	31	146 Albert Hill	GBR	17 Aug 1920
	M 17	263 Timothy Kitum	KEN	9 Aug 2012	32	58 Arthur Wint	JAM	22 Jul 1952
	F 17	263 Timothy Kitum	KEN	9 Aug 2012	36	42 Johnny Gray	USA	31 Jul 1996
1500 Metres	<b>C 13</b>	<b>225 Vahran Papazyan</b>	<b>TUR</b>	<b>25 Apr 1906</b>	36	42 Johnny Gray	USA	31 Jul 1996
	G 19	50 Asbel Kiprop	KEN	19 Aug 2008	31	148 Albert Hill	GBR	19 Aug 1920
	M 19	50 Asbel Kiprop	KEN	19 Aug 2008	32	237 Kip Keino	KEN	10 Sep 1972
	F 18	33 Dimitri Tombroff <sup>2</sup>	GRE	7 Apr 1896	34	270 Joseph Chesire	KEN	8 Aug 1992
C 13	227 Vahran Papazyan	TUR	27 Apr 1906	38	323 Vyacheslav Shabunin	RUS	15 Aug 2008	



EVENT	AGE	YOUNGEST	COUNTRY DATE	AGE	OLDEST	COUNTRY DATE
5000 Metres	G 20	321 Joseph Guillemot	FRA 17 Aug 1920	36 78	Miruts Yifter	ETH 1 Aug 1980
	M 19	237 Fita Bayissa	ETH 8 Aug 1992	36 78	Miruts Yifter	ETH 1 Aug 1980
	F 18	92 Hagos Gebrhiwet	ETH 11 Aug 2012	37 243	Bernard Lagat	USA 11 Aug 2012
	C 15	293 Anwar Al-Harazi	YAR 28 Sep 1988	41 50	Nikifor Popov	URS 22 Jul 1952
10,000 Metres	G 21	42 Brahim Boutayeb	MAR 26 Sep 1988	36 73	Miruts Yifter	ETH 27 Jul 1980
	M 20	161 Richard Chelimo	KEN 3 Aug 1992	36 123	Mamo Wolde	ETH 13 Oct 1968
	F 17	330 Marko Hhawu <sup>3</sup>	TAN 29 Jul 1996	36 203	Valter Nyström <sup>4</sup>	SWE 20 Jul 1952
	C 17	327 Marko Hhawu <sup>5</sup>	TAN 26 Jul 1996	43 188	Anton Tsvetanov*	BUL 6 Jul 1924
Marathon	G 20	301 Juan Carlos Zabala	ARG 7 Aug 1932	37 176	Carlos Lopes	POR 12 Aug 1984
	M 19	100 Kharilaos Vasilakos*	GRE 10 Apr 1896	40 90	Mamo Wolde	ETH 10 Sep 1972
	F 17	169 Arthur Newton	USA 19 Jul 1900	41 235	Eusebio Guiñez	ARG 7 Aug 1948
	C 17	1 Carlo Speroni	ITA 14 Jul 1912	<b>52 199</b>	<b>Percy Wyer</b>	<b>CAN 9 Aug 1936</b>
3000mSC	G 20	33 Matthew Birir	KEN 7 Aug 1992	32 231	Kip Keino	KEN 4 Sep 1972
	M 19	24 Brimin Kipruto	KEN 24 Aug 2004	32 231	Kip Keino	KEN 4 Sep 1972
	F 19	24 Brimin Kipruto	KEN 24 Aug 2004	35 105	Simon Vroemen	NED 24 Aug 2004
	C 18	127 Abdullah Al-Akbari <sup>6</sup>	OMA 6 Aug 1984	42 359	Leonard Richardson	RSA 7 Jul 1924
110m Hurdles	G 20	304 Fred Kelly	USA 12 Jul 1912	30 237	Mark McKoy	CAN 3 Aug 1992
	M 17	344 Frederick Moloney	USA 14 Jul 1900	33 50	Willie Davenport	USA 28 Jul 1976
	F 17	344 Frederick Moloney	USA 14 Jul 1900	33 220	Colin Jackson	GBR 25 Sep 2000
	C 17	201 Károly Solymár <sup>7</sup>	HUN 11 Jul 1912	39 68	Don Finlay	GBR 3 Aug 1948
400m Hurdles	G 20	329 Edwin Moses	USA 25 Jul 1976	34 342	Félix Sánchez	DOM 6 Aug 2012
	M 18	325 Eddie Southern	USA 24 Nov 1956	34 342	Félix Sánchez	DOM 6 Aug 2012
	F 18	325 Eddie Southern	USA 24 Nov 1956	36 186	Danny McFarlane	JAM 18 Aug 2008
	C 17	214 Abdullah Sabt Ghulam	UAE 3 Aug 1992	38 85	Luigi Facelli	ITA 3 Aug 1936
High Jump	G 19	214 Jacek Wszola	POL 31 Jul 1976	28 222	Charles Austin	USA 28 Jul 1996
	M 18	140 Valeriy Brumel	URS 1 Sep 1960	32 347	Javier Sotomayor	CUB 24 Sep 2000
	F 17	26 Sorin Matei	ROU 1 Aug 1980	35 279	Jamie Nieto	USA 7 Aug 2012
	C 16	316 Mutale Mulenga <sup>8</sup>	ZAM 10 Aug 1984	41 146	Dragutin Topić	SRB 5 Aug 2012
Pole Vault	G 17	360 Lee Barnes	USA 10 Jul 1924	31 347	Tim Mack	USA 27 Aug 2004
	M 17	360 Lee Barnes	USA 10 Jul 1924	36 160	Charles Jacobs	USA 24 Jul 1908
	F 17	341 Yeóryios Banikas	GRE 25 Apr 1906	36 338	Erling Kaas	NOR 22 Jul 1952
	C 16	329 Renato Dionisi	ITA 15 Oct 1964	40 330	Jeff Hartwig	USA 20 Aug 2008
Long Jump	G 19	17 Randy Williams	USA 9 Sep 1972	35 28	Carl Lewis	USA 29 Jul 1996
	M 19	17 Randy Williams	USA 9 Sep 1972	35 28	Carl Lewis	USA 29 Jul 1996
	F 16	<b>97 Aléxandros Khalkokondilis*</b>	<b>GRE 7 Apr 1896</b>	35 28	Carl Lewis	USA 29 Jul 1996
	C 16	97 Aléxandros Khalkokondilis*	GRE 7 Apr 1896	37 181	James Connolly	USA 27 Apr 1906
Triple Jump	G 20	225 Gustaf Lindblom	SWE 15 Jul 1912	34 138	Jonathan Edwards	GBR 25 Sep 2000
	M 19	96 Ioánnis Persakis*	GRE 6 Apr 1896	35 361	Fabrizio Donato	ITA 9 Aug 2012
	F 17	349 Rolland Romero	USA 4 Aug 1932	35 361	Fabrizio Donato	ITA 9 Aug 2012
	C 17	119 Nikólaos Andreadakis*	GRE 30 Apr 1906	37 184	James Connolly	USA 30 Apr 1906
Shot Put	G 20	167 Ralph Rose	USA 31 Aug 1904	33 350	Pat McDonald	USA 10 Jul 1912
	M 19	97 Miltiadis Gouskos*	GRE 7 Apr 1896	37 59	Denis Horgan	GBR 16 Jul 1908
	F 18	269 Dimitri Zaitz <sup>9</sup>	USA 2 Aug 1936	42 23	Pat McDonald	USA 18 Aug 1920
	C 18	179 Elmer Niklander <sup>10</sup>	FIN 16 Jul 1908	43 77	Guðmundur Hermannsson	ISL 13 Oct 1968
Discus Throw	G 20	69 Al Oerter	USA 27 Nov 1956	35 240	Ludvík Danek	TCH 2 Sep 1972
	M 20	57 Richard Byrd <sup>11</sup>	USA 12 Jul 1912	37 46	John Powell	USA 10 Aug 1984
	F 18	9 Mihaíl Dorizas	GRE 25 Apr 1906	43 246	Adolfo Consolini	ITA 7 Sep 1960
	C 17	244 Folke Fleetwood	SWE 16 Jul 1908	46 110	František Janda-Suk	TCH 13 Jul 1924
Hammer Throw	G 20	161 József Csermák	HUN 24 Jul 1952	40 168	John Flanagan	USA 14 Jul 1908
	M 19	187 Uwe Beyer	GER 18 Oct 1964	<b>48 195</b>	<b>Matt McGrath</b>	<b>USA 10 Jul 1924</b>
	F 19	101 Karl Staaf	SWE 16 Jul 1900	<b>48 195</b>	<b>Matt McGrath</b>	<b>USA 10 Jul 1924</b>
	C 19	74 Sukhrob Khodzhayev	UZB 3 Aug 2012	48 195	Matt McGrath	USA 10 Jul 1924
Javelin Throw	G 19	131 Keshorn Walcott	TTO 11 Aug 2012	34 99	Jan Železný	CZE 23 Sep 2000
	M 19	131 Keshorn Walcott	TTO 11 Aug 2012	37 332	József Várszegi	HUN 4 Aug 1948
	F 17	212 Terje Pedersen	NOR 8 Sep 1960	38 73	Jan Železný	CZE 28 Aug 2004
	C 17	211 Terje Pedersen	NOR 7 Sep 1960	41 320	József Várszegi	HUN 23 Jul 1952
Decathlon	<b>G 17</b>	<b>263 Bob Mathias</b>	<b>USA 6 Aug 1948</b>	30 102	Helge Lovland	NOR 21 Aug 1920
	M 17	263 Bob Mathias	USA 6 Aug 1948	30 166	Chris Huffins	USA 28 Sep 2000
	F 17	263 Bob Mathias	USA 6 Aug 1948	34 60	Erki Nool	EST 24 Aug 2004
	C 17	193 Stelios Benardis*	GRE 12 Jul 1924	37 257	Roman Šebrle	CZE 9 Aug 2012
20km Walk	G 19	365 Chen Ding	CHN 4 Aug 2012	33 110	Peter Frenkel	GDR 31 Aug 72
	M 19	365 Chen Ding	CHN 4 Aug 2012	37 71	Peter Frenkel	GDR 23 Jul 1976
	F 19	0 Wang Hao	CHN 16 Aug 2008	40 359	John Ljunggren	SWE 2 Sep 1960
	C 17	283 Stefano Casali	SMR 24 Jul 1980	47 88	Alex Oakley	CAN 23 Jul 1976
50km Walk	G 23	240 Alex Schwazer	ITA 22 Aug 2008	38 126	Tommy Green	GBR 3 Aug 1932
	M 23	240 Alex Schwazer	ITA 22 Aug 2008	48 120	Tebbs Lloyd Johnson	GBR 5 Aug 1948
	F 22	114 Peter Selzer	GDR 17 Oct 1968	48 120	Tebbs Lloyd Johnson	GBR 5 Aug 1948
	C 19	217 Karl-Heinz Stadtmüller	GDR 3 Sep 1972	49 74	John Deni	USA 21 Jul 1952
4x100m Relay	G 18	118 Johnny Jones	USA 31 Jul 1976	32 21	Jon Drummond	USA 30 Sep 2000

EVENT	AGE	YOUNGEST	COUNTRY DATE	AGE	OLDEST	COUNTRY DATE
4x400m Relay	M 18 77	Émile Ali Khan	FRA 22 Aug 1920	36 62	Nobuhara Asahara	JPN 22 Aug 2008
	F 18 77	Émile Ali Khan <sup>12</sup>	FRA 22 Aug 1920	36 62	Nobuhara Asahara	JPN 22 Aug 2008
	C 14 232	Dawda Jallow	GAM 10 Aug 1984	41 271	Troy Douglas	NED 27 Aug 2004
	G 18 131	Enefiok Udo-Obong	NGR 30 Sep 2000	33 300	Chris Brown	BAH 10 Aug 2012
	M 18 131	Enefiok Udo-Obong	NGR 30 Sep 2000	33 300	Chris Brown	BAH 10 Aug 2012
	F 17 63	Francis Galtier	FRA 13 Jul 1924	34 89	Luigi Facelli	ITA 7 Aug 1932
	C 16 165	Hassan Masallam	KSA 30 Jul 1976	39 225	Luis Soriano	DOM 19 Oct 1968

1 Aléxandros Khalkokondilis GRE – born 1880 and competing on 6 Apr 1896 – could be younger, but exact birthdate is unknown

2 Angelos Fetsis GRE – born 1878 and competing on 7 Apr 1896 – could be younger, but exact birthdate is unknown

3 Arthur Muggridge GBR – born 1904 and competing on 29 Jul 1928 – could be younger, but exact birthdate is unknown

4 Hammou Boutayeb MAR – born 1956 and competing on 3 Aug 1992 – could be older, but exact birthdate is unknown

5 Arthur Muggridge GBR – born 1904 and competing on 29 Jul 1928 – could be younger, but exact birthdate is unknown

6 Benjamin Kogo KEN – born 1946 and competing on 15 Oct 1964 – could be younger, but exact birthdate is unknown

7 Athanásios Skaltsogiannis GRE – born 1878 and competing on 7 Apr 1896 – could be younger, but exact birthdate is unknown

8 Nikólaos Andreadakis GRE – born 1889 and competing on 1 May 1906 – could be younger, but exact birthdate is unknown

9 Miltiadis Gouskos GRE – born 1877 and competing on 7 Apr 1896 – could be younger, but exact birthdate is unknown

10 Miltiadis Gouskos GRE – born 1877 and competing on 7 Apr 1896 – could be younger, but exact birthdate is unknown

11 Sotírios Versis GRE – born 1876 and competing on 7 Apr 1896 – could be younger, but exact birthdate is unknown

12 Birchall Pearson CAN – born 1914 and competing on 7 Aug 1932 – could be younger, but exact birthdate is unknown

## Women

100 Metres	G 16 343	Betty Robinson	USA 31 Jul 1928	30 98	Fanny Blankers-Koen	NED 2 Aug 1948
	M 16 343	Betty Robinson	USA 31 Jul 1928	40 136	Merlene Ottey	JAM 23 Sep 2000
	F 16 343	Betty Robinson	USA 31 Jul 1928	40 136	Merlene Ottey	JAM 23 Sep 2000
	C 14 261	Katura Marae	VAN 20 Aug 2004	44 103	Merlene Ottey	SLO 21 Aug 2004
200 Metres	G 18 224	Betty Cuthbert	AUS 30 Nov 1956	34 81	Pauline Davis-Thompson	BAH 28 Sep 2000
	M 17 116	Raelene Boyle	AUS 18 Oct 1968	36 83	Merlene Ottey	JAM 1 Aug 1996
	F 17 116	Raelene Boyle	AUS 18 Oct 1968	36 83	Merlene Ottey	JAM 1 Aug 1996
	C 15 58	Debbie Wells	AUS 26 Jul 1976	44 106	Merlene Ottey	SLO 24 Aug 2004
400 Metres	G 19 344	Monika Zehrt	GDR 7 Sep 1972	30 66	Irena Szewińska	POL 29 Jul 1976
	M 18 152	Christina Brehmer	GDR 29 Jul 1976	30 66	Irena Szewińska	POL 29 Jul 1976
	F 16 165	Linsey MacDonald	GBR 28 Jul 1980	32 257	Mariya Itkina	URS 17 Oct 1964
	C 13 5	Céléstine Ndrin	CIV 25 Jul 1976	36 246	Norfalia Carabalí	ESP 23 Sep 2000
800 Metres	G 18 257	Pamela Jelimo	KEN 18 Aug 2008	34 126	Kelly Holmes	GBR 23 Aug 2004
	M 18 257	Pamela Jelimo	KEN 18 Aug 2008	34 126	Kelly Holmes	GBR 23 Aug 2004
	F 15 175	Gertruda Kilosówna	POL 2 Aug 1928	37 354	Jearl Miles Clark	USA 23 Aug 2004
	<b>C 13 3</b>	<b>Céléstine Ndrin</b>	<b>CIV 23 Jul 1976</b>	<b>39 321</b>	<b>Letitia Vriesde</b>	<b>SUR 21 Aug 2004</b>
1500 Metres	G 20 7	Gamze Bulut	TUR 10 Aug 2012	34 131	Kelly Holmes	GBR 28 Aug 2004
	M 19 227	Qu Yunxia	CHN 8 Aug 1992	37 40	Tatyana Tomashova	RUS 10 Aug 2012
	F 19 33	Gabriella Dorio	ITA 30 Jul 1976	40 58	Yekaterina Podkopayeva	EUN 8 Aug 1992
	C 15 266	Marcellina Emmanuel	TAN 30 Jul 1980	40 58	Yekaterina Podkopayeva	EUN 8 Aug 1992
3000 Metres	G 27 44	Tatyana Samolenko	URS 25 Sep 1988	34 12	Maricica Puica	ROU 10 Aug 1984
	M 23 357	Yvonne Murray	GBR 25 Sep 1988	34 12	Maricica Puica	ROU 10 Aug 1984
	F 18 76	Zola Budd	GBR 10 Aug 1984	34 358	Cornelia Bürki	SUI 25 Sep 1988
	C 15 335	Helen Kimaiyo	KEN 8 Aug 1984	38 56	Maricica Puică	ROU 23 Sep 1988
5000 Metres	G 20 278	Meseret Defar	ETH 23 Aug 2004	28 265	Meseret Defar	ETH 10 Aug 2012
	M 18 327	Tirunesh Dibaba	ETH 23 Aug 2004	31 69	Roberta Brunet	ITA 28 Jul 1996
	F 17 14	Vivian Cheruiyot	KEN 25 Sep 2000	38 325	Joanne Pavey	GBR 10 Aug 2012
	C 15 278	Francine Niyonizigiye	BDI 20 Aug 2004	38 325	Joanne Pavey	GBR 10 Aug 2012
10,000 Metres	G 20 139	Derartu Tulu	ETH 7 Aug 1992	28 193	Derartu Tulu	ETH 30 Sep 2000
	M 20 139	Derartu Tulu	ETH 7 Aug 1992	32 159	Derartu Tulu	ETH 27 Aug 2004
	F 17 106	Alice Timbilil	KEN 30 Sep 2000	38 318	Joanne Pavey	GBR 3 Aug 2012
	C 15 82	Lydia Cheromei	KEN 1 Aug 1992	38 318	Joanne Pavey	GBR 3 Aug 2012
Marathon	G 22 223	Fatuma Roba	ETH 28 Jul 1996	38 207	Constantina Tomescu-Diță	ROU 17 Aug 2008
	M 22 223	Fatuma Roba	ETH 28 Jul 1996	38 207	Constantina Tomescu-Diță	ROU 17 Aug 2008
	F 22 223	Fatuma Roba	ETH 28 Jul 1996	39 257	Cilla Welch	GBR 5 Aug 1984
	C 16 266	Menuka Rawat*	NEP 23 Sep 1988	<b>48 234</b>	<b>Lourdes Klitzkie</b>	<b>GUM 23 Sep 1988</b>
3000mSC	G 28 119	Habiba Ghribi	TUN 6 Aug 2012	30 39	Gulnara Samitova-Galkina	RUS 17 Aug 2008
	M 24 266	Sofia Assefa	ETH 6 Aug 2012	30 183	Yekaterina Volkova	RUS 17 Aug 2008
	F 20 3	Gesa Felicitas Krause	GER 6 Aug 2012	34 28	Clarisse Cruz	POR 6 Aug 2012
	C 18 291	Veronica Wanjiru	KEN 15 Aug 2008	36 199	Korene Hinds	JAM 4 Aug 2012
80mH/100mH	G 17 19	Maureen Caird	AUS 18 Oct 1968	32 101	Ludmila Engquist	SWE 31 Jul 1996
	M 17 19	Maureen Caird	AUS 18 Oct 1968	34 95	Karin Balzer	GDR 8 Sep 1972
	F 17 19	Maureen Caird	AUS 18 Oct 1968	34 95	Karin Balzer	GDR 8 Sep 1972
	C 16 163	Betty Taylor	CAN 3 Aug 1932	39 74	Nadezhda Bodrova	UKR 25 Sep 2000
400m Hurdles	G 22 115	Nawal El-Moutawakel	MAR 8 Aug 1984	31 310	Irina Privalova	RUS 27 Sep 2000
	M 22 115	Nawal El-Moutawakel	MAR 8 Aug 1984	34 319	Tatyana Tereshchuk-Antipova	UKR 25 Aug 2004
	F 20 80	P. T. Usha	IND 8 Aug 1984	34 319	Tatyana Tereshchuk-Antipova	UKR 25 Aug 2004
	C 17 320	Jana Pittman	AUS 24 Sep 2000	36 361	Princesa Oliveros	COL 5 Aug 2012

EVENT	AGE	YOUNGEST	COUNTRY DATE	AGE	OLDEST	COUNTRY DATE
High Jump	G 16 123	Ulrike Meyfarth	FRG 4 Sep 1972	31 131	Stefka Kostadinova	BUL 3 Aug 1996
	M 16 123	Ulrike Meyfarth	FRG 4 Sep 1972	31 131	Stefka Kostadinova	BUL 3 Aug 1996
	F 16 57	Julie White <sup>1</sup>	CAN 28 Jul 1976	37 62	Inga Babakova	UKR 28 Aug 2004
	C 15 72	Cindy Gilbert	USA 3 Sep 1972	38 57	Venelina Veneva-Mateeva	BUL 9 Aug 2012
Pole Vault	G 22 82	Yelena Isinbaeva	RUS 24 Aug 2004	30 183	Jenn Suhr	USA 6 Aug 2012
	M 22 82	Yelena Isinbaeva	RUS 24 Aug 2004	30 183	Jenn Suhr	USA 6 Aug 2012
	F 18 160	Silke Spiegelburg	GER 24 Aug 2004	32 147	Becky Holliday	USA 6 Aug 2012
	C 18 88	Liz Parnov	AUS 5 Aug 2012	35 64	Alejandra García	ARG 16 Aug 2008
Long Jump	G 20 287	Tatyana Kolpakova	URS 31 Jul 1980	35 288	Heike Drechsler	GER 29 Sep 2000
	M 16 332	Willye White	USA 27 Nov 1956	35 288	Heike Drechsler	GER 29 Sep 2000
	F 16 103	Beverly Weigel	NZL 27 Nov 1956	35 288	Heike Drechsler	GER 29 Sep 2000
	C 15 360	Alice Annum	GHA 14 Oct 1964	38 357	Valentina Gotovska	LAT 25 Aug 2004
Triple Jump	G 23 19	Tereza Marinova	BUL 24 Sep 2000	32 125	Françoise Mbango	CMR 17 Aug 2008
	M 23 19	Tereza Marinova	BUL 24 Sep 2000	32 228	Chrisopiýí Devetzí	GRE 17 Aug 2008
	F 20 88	Kaire Leibak	EST 17 Aug 2008	39 357	Yamilé Aldama	GBR 5 Aug 2012
	C 20 49	Viktoriya Brigadnaya	TKM 22 Sep 2000	39 357	Yamilé Aldama	GBR 5 Aug 2012
Shot Put	G 21 186	Galina Zybina	URS 26 Jul 1952	34 255	Ivanka Khristova	BUL 31 Jul 1976
	M 21 186	Galina Zybina	URS 26 Jul 1952	36 212	Larisa Peleshenko	RUS 28 Sep 2000
	F 17 352	Nada Kotlušek	YUG 26 Jul 1952	39 257	Antonina Ivanova	URS 7 Sep 1972
	C 17 131	Maren Seidler	USA 20 Oct 1968	42 226	Judy Oakes	GBR 27 Sep 2000
Discus Throw	G 20 123	Evelin Schlaak	GDR 29 Jul 1976	<b>39 316</b>	<b>Ellina Zvereva</b>	<b>BLR 27 Sep 2000</b>
	M 20 100	Ruth Osburn	USA 2 Aug 1932	39 316	Ellina Zvereva	BLR 27 Sep 2000
	F 16 103	Ko Nakamura	JPN 4 Aug 1936	<b>47 276</b>	<b>Ellina Zvereva</b>	<b>BLR 18 Aug 2008</b>
	C 15 272	Mariana Canillas	PAR 25 Sep 2000	47 276	Ellina Zvereva	BLR 18 Aug 2008
Hammer Throw	G 17 330	Kamila Skolimowska	POL 29 Sep 2000	33 326	Olga Kuzenkova	RUS 25 Aug 2004
	M 17 330	Kamila Skolimowska	POL 29 Sep 2000	33 326	Olga Kuzenkova	RUS 25 Aug 2004
	F 17 248	Ivana Brkljačić	CRO 29 Sep 2000	33 326	Olga Kuzenkova	RUS 25 Aug 2004
	C 17 111	Galina Mityaeva	TJK 18 Aug 2008	39 251	Elena Teloni	CYP 23 Aug 2004
Javelin Throw	G 17 86	Mihaela Penes	ROU 16 Oct 1964	34 165	Trine Hattestad	NOR 30 Sep 2000
	M 17 86	Mihaela Penes	ROU 16 Oct 1964	37 348	Dana Zátoková	TCH 1 Sep 1960
	F 15 202	Marjorie Larney	USA 24 Jul 1952	40 327	Felicia Moldovan	ROU 21 Aug 2008
	C 15 202	Marjorie Larney	USA 24 Jul 1952	43 64	Laverne Eve	BAH 19 Aug 2008
Pentathlon/Heptathlon	G 21 201	Carolina Klüft	SWE 21 Aug 2004	33 59	Mary Peters	GBR 3 Sep 1972
	M 20 200	Tatyana Chernova	RUS 16 Aug 2008	33 59	Mary Peters	GBR 3 Sep 1972
	F 18 57	Manon Bornholdt	FRG 16 Oct 1968	35 97	Sabine Braun	GER 24 Sep 2000
	C 15 284	Cathy Hamblin	USA 16 Oct 1968	35 169	Cindy Greiner	USA 2 Aug 1992
10km Walk	G 24 124	Chen Yueling	CHN 3 Aug 1992	30 179	Yelena Nikolayeva	RUS 29 Jul 1996
	M 22 356	Li Chunxiu	CHN 3 Aug 1992	30 179	Yelena Nikolayeva	RUS 29 Jul 1996
	F 21 190	Cui Yingzi	CHN 3 Aug 1992	30 179	Yelena Nikolayeva	RUS 29 Jul 1996
	C 17 2	Miki Itakura	JPN 3 Aug 1992	37 57	Victoria Herazo	USA 29 Jul 1996
20km Walk	G 19 273	Yelena Lashmanova	RUS 11 Aug 2012	24 82	Wang Liping	CHN 28 Sep 2000
	M 19 273	Yelena Lashmanova	RUS 11 Aug 2012	36 216	Kjersti Plätzer	NOR 21 Aug 2008
	F 18 290	Lu Xiuzhi	CHN 11 Aug 2012	39 118	Kerry Saxby-Junna	AUS 28 Sep 2000
	C 16 91	Fumilay da Fonseca	STP 23 Aug 2004	44 155	Joanne Dow	USA 21 Aug 2008
4x100m Relay	<b>G 15 123</b>	<b>Barbara Jones</b>	<b>USA 27 Jul 1952</b>	35 115	Evelyn Ashford	USA 8 Aug 1992
	<b>M 15 123</b>	<b>Barbara Jones</b>	<b>USA 27 Jul 1952</b>	<b>40 143</b>	<b>Merlene Ottey</b>	<b>JAM 30 Sep 2000</b>
	<b>F 15 63</b>	<b>Debbie Wells</b>	<b>AUS 31 Jul 1976</b>	40 143	Merlene Ottey	JAM 30 Sep 2000
	C 15 30	Mapotlaki Tsehlo	LES 2 Aug 1996	40 332	Chandra Sturrrup	BAH 9 Aug 2012
4x400m Relay	G 18 154	Christina Brehmer	GDR 31 Jul 1976	34 26	Jearl Miles Clark	USA 30 Sep 2000
	M 16 169	Linsey MacDonald	GBR 1 Aug 1980	35 296	Sandie Richards	JAM 28 Aug 2004
	F 16 169	Linsey MacDonald	GBR 1 Aug 1980	35 296	Sandie Richards	JAM 28 Aug 2004
	C 14 173	Heather Gooding	BAR 9 Sep 1972	36 270	Rosa Kutty	IND 29 Sep 2000

<sup>1</sup> Janice Cooper AUS – born 1940 and competing on 1 Dec 56 – could be younger, but exact birthdate is unknown

#### Men, discontinued events

60 Metres	G 23 215	Alvin Kraenzlein	USA 15 Jul 1900	23 350	Archie Hahn	USA 29 Aug 1904
	M 19 308	William Hogenson	USA 29 Aug 1904	28 144	Fay Moulton	USA 29 Aug 1904
	F 17 217	Edmund Minahan	USA 15 Jul 1900	28 144	Fay Moulton	USA 29 Aug 1904
	C 17 217	Edmund Minahan	USA 15 Jul 1900	28 144	Fay Moulton	USA 29 Aug 1904
3000m Team	G 20 20	Abel Kiviat	USA 13 Jul 1912	30 332	Sameli Tala	FIN 13 Jul 1924
	M 20 20	Abel Kiviat	USA 13 Jul 1912	31 151	Albert Hill	GBR 22 Aug 1920
	F 19 22	Jean Keller	FRA 13 Jul 1924	31 151	Albert Hill	GBR 22 Aug 1920
	C 17 145	Stig Reuterswärd	SWE 11 Jul 1924	31 151	Albert Hill	GBR 22 Aug 1920
3 Miles Team	G 21 199	Norman Hallows	GBR 15 Jul 1908	29 160	Joe Deakin	GBR 15 Jul 1908
	M 19 207	Jean Bouin	FRA 15 Jul 1908	31 239	Louis Bonniot de Fleurac	FRA 15 Jul 1908
	F 19 207	Jean Bouin	FRA 15 Jul 1908	31 239	Louis Bonniot de Fleurac	FRA 15 Jul 1908
	C 18 284	Alexandre Fayollat	FRA 14 Jul 1908	31 239	Louis Bonniot de Fleurac	FRA 15 Jul 1908

EVENT	AGE	YOUNGEST	COUNTRY DATE	AGE	OLDEST	COUNTRY DATE
5000m Team	G 22 80	Jack Rimmer	GBR 16 Jul 1900	29 200	Charles Bennett	GBR 16 Jul 1900
	M 18 279	Gaston Ragueneau	FRA 16 Jul 1900	29 200	Charles Bennett	GBR 16 Jul 1900
	F 18 279	Gaston Ragueneau	FRA 16 Jul 1900	29 200	Charles Bennett	GBR 16 Jul 1900
	C 18 279	Gaston Ragueneau	FRA 16 Jul 1900	29 200	Charles Bennett	GBR 16 Jul 1900
4 Miles Team	G 19 304	George Underwood	USA 3 Sep 1904	22 264	Howard Valentine	USA 3 Sep 1904
	M 19 304	George Underwood	USA 3 Sep 1904	25 247	Albert Corey*	FRA 3 Sep 1904
	F 19 304	George Underwood	USA 3 Sep 1904	25 247	Albert Corey*	FRA 3 Sep 1904
	C 19 304	George Underwood	USA 3 Sep 1904	25 247	Albert Corey*	FRA 3 Sep 1904
5 Miles	G 23 300	Henry Hawtrey	GBR 25 Apr 1906	25 169	Emil Voigt	GBR 18 Jul 1908
	M 19 265	Edward Dahl	SWE 25 Apr 1906	27 78	John Svanberg	SWE 18 Jul 1908
	F 19 265	Edward Dahl	SWE 25 Apr 1906	30 175	Charles Hefferon	RSA 18 Jul 1908
	C 18 294	Jack Tait	CAN 15 Jul 1908	30 175	Charles Hefferon	RSA 18 Jul 1908
Cross Country	G 22 219	Hannes Kolehmainen	FIN 15 Jul 1912	27 29	Paavo Nurmi	FIN 12 Jul 1924
	M 22 219	Hannes Kolehmainen	FIN 15 Jul 1912	33 124	Earle Johnson	USA 12 Jul 1924
	F 21 183	Ville Kyrönen	FIN 15 Jul 1912	33 124	Earle Johnson	USA 12 Jul 1924
	C 18 332	Fritz Danild	DEN 15 Jul 1912	41 364	Leonard Richardson	RSA 12 Jul 1924
Cross Country Team	G 21 76	Henrik Nordström	SWE 15 Jul 1912	32 292	Teodor Koskenniemi	FIN 23 Aug 1920
	M 19 136	Lucien Dolquès	FRA 12 Jul 1924	33 209	Christopher Vose	GBR 23 Aug 1920
	F 18 332	Fritz Danild	DEN 15 Jul 1912	33 209	Christopher Vose	GBR 23 Aug 1920
	C 18 332	Fritz Danild	DEN 15 Jul 1912	42 364	Leonard Richardson	RSA 12 Jul 1924
2500mSC	G 22 167	James Lightbody	USA 29 Aug 1904	27 186	George Orton	CAN 15 Jul 1900
	M 21 211	Arthur Newton	USA 29 Aug 1904	27 186	George Orton	CAN 15 Jul 1900
	F 17 165	Arthur Newton	USA 15 Jul 1900	27 186	George Orton	CAN 15 Jul 1900
	C 17 165	Arthur Newton	USA 15 Jul 1900	27 186	George Orton	CAN 15 Jul 1900
2 MilesSC	G 22 124	Arthur Russell	GBR 18 Jul 1908	22 124	Arthur Russell	GBR 18 Jul 1908
	M 22 124	Arthur Russell	GBR 18 Jul 1908	29 90	Arthur Robertson	GBR 18 Jul 1908
	F 22 124	Arthur Russell	GBR 18 Jul 1908	29 90	Arthur Robertson	GBR 18 Jul 1908
	C 21 152	Charles Hall	USA 17 Jul 1908	31 241	Louis Bonniot de Fleurac	FRA 17 Jul 1908
4000mSC	G 22 80	Jack Rimmer	GBR 16 Jul 1900	22 80	Jack Rimmer	GBR 16 Jul 1900
	M 22 80	Jack Rimmer	GBR 16 Jul 1900	29 200	Charles Bennett	GBR 16 Jul 1900
	F 20 14	Franz Duhne	GER 16 Jul 1900	29 200	Charles Bennett	GBR 16 Jul 1900
	C 20 14	Franz Duhne	GER 16 Jul 1900	29 200	Charles Bennett	GBR 16 Jul 1900
200m Hurdles	G 22 359	Harry Hillman	USA 1 Sep 1904	23 216	Alvin Kraenzlein	USA 16 Jul 1900
	M 22 359	Harry Hillman	USA 1 Sep 1904	27 168	Frank Castleman	USA 1 Sep 1904
	F 19 196	Eugène Choisel*	FRA 16 Jul 1900	27 168	Frank Castleman	USA 1 Sep 1904
	C 17 346	Frederick Moloney	USA 16 Jul 1900	27 168	Frank Castleman	USA 1 Sep 1904
Standing HJ	G 26 275	Ray Ewry	USA 16 Jul 1900	34 283	Ray Ewry	USA 23 Jul 1908
	<b>M 17 146</b>	<b>Joseph Stadler</b>	<b>USA 31 Aug 1904</b>	34 283	Ray Ewry	USA 23 Jul 1908
	F 17 146	Joseph Stadler	USA 31 Aug 1904	34 283	Ray Ewry	USA 23 Jul 1908
	C 17 146	Joseph Stadler	USA 31 Aug 1904	34 283	Ray Ewry	USA 23 Jul 1908
Standing LJ	G 23 252	Kóstas Tsiklitis	GRE 8 Jul 1912	34 280	Ray Ewry	USA 20 Jul 1908
	M 19 264	Kóstas Tsiklitis	GRE 20 Jul 1908	34 280	Ray Ewry	USA 20 Jul 1908
	F 17 177	Kóstas Tsiklitis	GRE 25 Apr 1906	34 280	Ray Ewry	USA 20 Jul 1908
	C 16 278	Douglas Melin	SWE 8 Jul 1912	34 280	Ray Ewry	USA 20 Jul 1908
Standing TJ	G 26 275	Ray Ewry	USA 16 Jul 1900	30 325	Ray Ewry	USA 3 Sep 1904
	M 17 149	Joseph Stadler	USA 3 Sep 1904	30 325	Ray Ewry	USA 3 Sep 1904
	F 17 149	Joseph Stadler	USA 3 Sep 1904	30 325	Ray Ewry	USA 3 Sep 1904
	C 17 149	Joseph Stadler	USA 3 Sep 1904	30 325	Ray Ewry	USA 3 Sep 1904
Shot Put BA (both arms)	G 28 116	Ralph Rose	USA 11 Jul 1912	28 116	Ralph Rose	USA 11 Jul 1912
	M 22 174	Elmer Niklander	FIN 11 Jul 1912	33 351	Pat McDonald	USA 11 Jul 1912
	F 20 202	Paavo Aho	FIN 11 Jul 1912	33 351	Pat McDonald	USA 11 Jul 1912
	C 20 202	Paavo Aho	FIN 11 Jul 1912	33 351	Pat McDonald	USA 11 Jul 1912
Discus GS (Greek style)	G 27 112	Martin Sheridan	USA 18 Jul 1908	36 58	Verner Järvinen	FIN 1 May 1906
	M 24 197	István Mudin	HUN 1 May 1906	38 136	Verner Järvinen	FIN 18 Jul 1908
	F 18 15	Mihaíl Dorizas	GRE 1 May 1906	38 136	Verner Järvinen	FIN 18 Jul 1908
	C 17 246	Folke Fleetwood	SWE 18 Jul 1908	38 136	Verner Järvinen	FIN 18 Jul 1908
Discus BA (both arms)	G 21 352	Armas Taipale	FIN 13 Jul 1912	21 352	Armas Taipale	FIN 13 Jul 1912
	M 21 352	Armas Taipale	FIN 13 Jul 1912	24 233	Emil Magnusson	SWE 13 Jul 1912
	F 21 35	Einar Nilsson	SWE 13 Jul 1912	29 49	Carl Johan Lind	SWE 13 Jul 1912
	C 20 58	Richard Byrd	USA 13 Jul 1912	42 131	Verner Järvinen	FIN 13 Jul 1912
Javelin FS (freestyle)	G 26 63	Eric Lemming	SWE 26 Apr 1906	28 144	Eric Lemming	SWE 15 Jul 1908
	M 20 90	Mihaíl Dorizas	GRE 15 Jul 1908	28 144	Eric Lemming	SWE 15 Jul 1908
	F 18 188	Arne Halse	NOR 26 Apr 1906	36 53	Verner Järvinen	FIN 26 Apr 1906
	C 18 188	Arne Halse	NOR 26 Apr 1906	38 133	Verner Järvinen	FIN 15 Jul 1908
Javelin BA (both arms)	G 20 354	Julius Saaristo	FIN 9 Jul 1912	20 354	Julius Saaristo	FIN 9 Jul 1912
	M 19 176	Urho Peltonen	FIN 9 Jul 1912	25 104	Väinö Siikaniemi	FIN 9 Jul 1912
	F 19 176	Urho Peltonen	FIN 9 Jul 1912	32 287	Otto Nilsson	SWE 9 Jul 1912
	C 19 176	Urho Peltonen	FIN 9 Jul 1912	35 159	Arvid Ohrling	SWE 9 Jul 1912

EVENT	AGE	YOUNGEST	COUNTRY	DATE	AGE	OLDEST	COUNTRY	DATE
56lb Throw	G 31	210 Étienne Desmarteau	CAN	1 Sep 1904	42	26 Pat McDonald	USA	21 Aug 1920
	M 31	210 Étienne Desmarteau	CAN	1 Sep 1904	42	26 Pat McDonald	USA	21 Aug 1920
	F 20	168 Ralph Rose	USA	1 Sep 1904	42	26 Pat McDonald	USA	21 Aug 1920
	C 20	168 Ralph Rose	USA	1 Sep 1904	42	26 Pat McDonald	USA	21 Aug 1920
Stone Throw	G 26	46 Nikólaos Georgantas	GRE	27 Apr 1906	26	46 Nikólaos Georgantas	GRE	27 Apr 1906
	M 18	11 Mihaíl Dorizas	GRE	27 Apr 1906	26	46 Nikólaos Georgantas	GRE	27 Apr 1906
	F 18	11 Mihaíl Dorizas	GRE	27 Apr 1906	36	54 Verner Järvinen	FIN	27 Apr 1906
	C 18	11 Mihaíl Dorizas	GRE	27 Apr 1906	36	54 Verner Järvinen	FIN	27 Apr 1906
Pentathlon	G 22	117 Eero Lehtonen	FIN	16 Aug 1920	26	77 Eero Lehtonen	FIN	7 Jul 1924
	M 22	117 Eero Lehtonen	FIN	16 Aug 1920	28	261 Hugo Lahtinen	FIN	16 Aug 1920
	F 20	15 Inge Lindholm	SWE	7 Jul 1912	32	221 Hugo Lahtinen	FIN	7 Jul 1924
	C 17	188 Stelios Benardis*	GRE	7 Jul 1924	35	229 James Andromedas*	GRE	16 Aug 1920
All Around	G 34	314 Tom Kiely	GBR	4 Jul 1904	34	314 Tom Kiely	GBR	4 Jul 1904
	M 25	266 Truxtun Hare	USA	4 Jul 1904	34	314 Tom Kiely	GBR	4 Jul 1904
	F 24	234 John Grieb	USA	4 Jul 1904	34	314 Tom Kiely	GBR	4 Jul 1904
	C 24	234 John Grieb	USA	4 Jul 1904	34	314 Tom Kiely	GBR	4 Jul 1904
1500m Walk	G 24	89 George Bonhag	USA	30 Apr 1906	24	89 George Bonhag	USA	30 Apr 1906
	M 23	119 Konstadinos Spetsiotis*	GRE	30 Apr 1906	28	200 Don Linden	CAN	30 Apr 1906
	F 21	119 Yeóryios Saridakis*	GRE	30 Apr 1906	28	200 Don Linden <sup>1</sup>	CAN	30 Apr 1906
	C 21	119 Yeóryios Saridakis*	GRE	30 Apr 1906	28	200 Don Linden <sup>2</sup>	CAN	30 Apr 1906
3000m Walk	G 18	340 Ugo Frigerio	ITA	21 Aug 1920	27	256 György Sztantics	HUN	2 May 1906
	M 18	340 Ugo Frigerio	ITA	21 Aug 1920	37	208 Richard Remer	USA	21 Aug 1920
	F 18	340 Ugo Frigerio	ITA	21 Aug 1920	37	208 Richard Remer	USA	21 Aug 1920
	C 18	339 Ugo Frigerio	ITA	20 Aug 1920	37	208 Richard Remer	USA	21 Aug 1920
3500m Walk	G 33	129 George Larner	GBR	14 Jul 1908	33	129 George Larner	GBR	14 Jul 1908
	M 29	168 Harry Kerr	AUS	14 Jul 1908	34	80 Ernest Webb	GBR	14 Jul 1908
	F 20	193 Einar Rothman	SWE	14 Jul 1908	34	80 Ernest Webb	GBR	14 Jul 1908
	C 19	332 Jan Huijgen <sup>3</sup>	NED	14 Jul 1908	36	196 Jack Butler*	GBR	14 Jul 1908
10,000m Walk	G 18	337 Ugo Frigerio	ITA	18 Aug 1920	38	234 John Mikaelsson	SWE	27 Jul 1952
	M 18	216 Fernando Altimani	ITA	11 Jul 1912	38	234 John Mikaelsson	SWE	27 Jul 1952
	F 18	216 Fernando Altimani	ITA	11 Jul 1912	44	137 Émile Maggi	FRA	27 Jul 1952
	C 18	213 Fernando Altimani	ITA	8 Jul 1912	44	137 Émile Maggi	FRA	27 Jul 1952
10 Miles Walk	G 33	132 George Larner	GBR	17 Jul 1908	33	132 George Larner	GBR	17 Jul 1908
	M 26	255 Edward Spencer	GBR	17 Jul 1908	34	83 Ernest Webb	GBR	17 Jul 1908
	F 26	89 William Palmer	GBR	17 Jul 1908	34	83 Ernest Webb	GBR	17 Jul 1908
	C 19	334 Jan Huijgen	NED	16 Jul 1908	36	198 Jack Butler*	GBR	16 Jul 1908
Medley Relay	G 24	324 Mel Sheppard	USA	25 Jul 1908	25	265 John Taylor	USA	25 Jul 1908
	M 17	207 Pál Simon	HUN	25 Jul 1908	26	297 József Nagy	HUN	25 Jul 1908
	F 17	207 Pál Simon	HUN	25 Jul 1908	26	297 József Nagy	HUN	25 Jul 1908
	C 17	206 Pál Simon	HUN	24 Jul 1908	26	297 József Nagy	HUN	25 Jul 1908

1 Kharilaos Vasilakos GRE – born 1877 and competing on 30 Apr 1906 – could be older, but exact birthdate is unknown

2 Kharilaos Vasilakos GRE – born 1877 and competing on 30 Apr 1906 – could be older, but exact birthdate is unknown

3 Richard Wilhelm GER – born 1888 and competing on 14 Jul 1908 – could be younger, but exact birthdate is unknown

## TOP 10 YOUNGEST & OLDEST CHAMPIONS

### Youngest Men

Decathlon	17	263	Bob Mathias	USA	6 Aug 1948
Pole Vault	17	360	Lee Barnes	USA	10 Jul 1924
4x100m Relay	18	118	Johnny Jones	USA	31 Jul 1976
4x400m Relay	18	131	Enefiok Udo-Obong	NGR	30 Sep 2000
4x100m Relay	18	281	Frank Wykoff	USA	5 Aug 1928
10,000m Walk	18	337	Ugo Frigerio	ITA	18 Aug 1920
3000m Walk	18	340	Ugo Frigerio	ITA	21 Aug 1920
Long Jump	19	17	Randy Williams	USA	9 Sep 1972
1500 Metres	19	50	Asbel Kiprop	KEN	19 Aug 2008
4x400m Relay	19	100	Edgar Ablowich	USA	7 Aug 1932

### Oldest Men

56lb Throw	42	26	Pat McDonald	USA	21 Aug 1920
Hammer Throw	40	168	John Flanagan	USA	14 Jul 1908
Hammer Throw	39	227	Pat Ryan	USA	18 Aug 1920
10,000m Walk	38	234	John Mikaelsson	SWE	27 Jul 1952
50Km Walk	38	126	Tommy Green	GBR	3 Aug 1932
Marathon	37	176	Carlos Lopes	POR	12 Aug 1984
Hammer Throw	36	214	John Flanagan	USA	29 Aug 1904
Hammer Throw	36	199	Matt McGrath	USA	14 Jul 1912
Marathon	36	130	Mamo Wolde	ETH	20 Oct 1968
5000 Metres	36	78	Miruts Yifter	ETH	1 Aug 1980

### Youngest Women

4x100m Relay	15	123	Barbara Jones	USA	27 Jul 1952
High Jump	16	123	Ulrike Meyfarth	FRG	4 Sep 1972
100 Metres	16	343	Betty Robinson	USA	31 Jul 1928
80mH/100mH	17	19	Maureen Caird	AUS	18 Oct 1968
Javelin Throw	17	86	Mihaela Penes	ROU	16 Oct 1964
4x100m Relay	17	271	Margaret Bailes	USA	20 Oct 1968
Hammer Throw	17	330	Kamila Skolimowska	POL	29 Sep 2000
4x100m Relay	18	20	Ewa Klobukowska	POL	21 Oct 1964
4x100m Relay	18	64	Florence Bell	CAN	5 Aug 1928
High Jump	18	87	Miloslava Rezková	TCH	17 Oct 1968

### Oldest Women

Discus Throw	39	316	Ellina Zvereva	BLR	27 Sep 2000
Marathon	38	207	Constantina Tomescu-Diță	ROU	17 Aug 2008
Discus Throw	36	176	Lia Manoliu	ROU	18 Oct 1968
Long Jump	35	288	Heike Drechsler	GER	29 Sep 2000
4x100m Relay	35	115	Evelyn Ashford	USA	8 Aug 1992
Shot Put	34	255	Ivanka Khristova	BUL	31 Jul 1976
Javelin Throw	34	165	Trine Hattestad	NOR	30 Sep 2000
1500 Metres	34	131	Kelly Holmes	GBR	28 Aug 2004
800 Metres	34	126	Kelly Holmes	GBR	23 Aug 2004
4x100m Relay	34	83	Pauline Davis-Thompson	BAH	30 Sep 2000

## MEDALS ACROSS THREE GAMES OR MORE

### Men

4	Ray Ewry	USA	1900, 1904, 1906, 1908
	Al Oerter	USA	1956, 1960, 1964, 1968
	Vladimir Golubnichnyy	UKR	URS 1960, 1964, 1968, 1972
	Viktor Saneyev	URS	1968, 1972, 1976, 1980
	Carl Lewis	USA	1984, 1988, 1992, 1996
3	Jan Železný	SVK/CZE	TCH/CZE 1988, 1992, 1996, 2000
	Myer Prinstein	USA	1900, 1904, 1906
	John Flanagan	USA	1900, 1904, 1908
	Martin Sheridan	USA	1900, 1904, 1908
	Ralph Rose	USA	1904, 1908, 1912
	George Bonhag	USA	1906, 1908, 1912
	Eric Lemming	SWE	1906, 1908, 1912
	Matt McGrath	USA	1908, 1912, 1924
	Paavo Nurmi	FIN	1920, 1924, 1928
	Vilho Tuulos	FIN	1920, 1924, 1928
	Edvin Wide	SWE	1920, 1924, 1928
	Ugo Frigerio	ITA	1920, 1924, 1932
	Morgan Taylor	USA	1924, 1928, 1932
	Phil Edwards	CAN	1928, 1932, 1936
	Frank Wykoff	USA	1928, 1932, 1936
	Alain Mimoun	FRA	1948, 1952, 1956
	Bob Richards	USA	1948, 1952, 1956
	John Ljunggren	SWE	1948, 1956, 1960
	Parry O'Brien	USA	1952, 1956, 1960
	Ralph Boston	USA	1960, 1964, 1968
	Gergely Kulcsár	HUN	1960, 1964, 1968
	Gyula Zsivótzky	HUN	1960, 1964, 1968
	Ludvík Danek	TCH	1964, 1968, 1972
	Mohamed Gammoudi	TUN	1964, 1968, 1972
	Jānis Lūsis	LAT	URS 1964, 1968, 1972
	Don Quarrie	JAM	1976, 1980, 1984
	Yuriy Sedykh	RUS	URS 1976, 1980, 1988
	Edwin Moses	USA	1976, 1984, 1988
	Maurizio Damilano	ITA	1980, 1984, 1988
	Patrik Sjöberg	SWE	1984, 1988, 1992
	Seppo Rätty	FIN	1988, 1992, 1996
	Steve Backley	GBR	1992, 1996, 2000
Michael Johnson	USA	1992, 1996, 2000	
Robert Korzeniowski	POL	1996 2000, 2004	
Virgilijus Alekna	LTU	2000 2004, 2008	
Chris Brown	BAH	2000 2008, 2012	
Angelo Taylor	USA	2000 2008, 2012	

### Women

5	Merlene Ottey/Page	JAM	1980, 1984, 1992, 1996, 2000
	Irena Kirszenstein/Szewińska	POL	1964, 1968, 1972, 1976
4	Jackie Joyner-Kersey	USA	1984, 1988, 1992, 1996
	Veronica Campbell-Brown	JAM	2000, 2004, 2008
3	Shirley Strickland	AUS	1948, 1952, 1956
	Nina Romashkova/Ponomaryova	RUS	URS 1952, 1956, 1960
	Galina Zybina	RUS	URS 1952, 1956, 1964
	Lia Manoliu	ROU	1960, 1964, 1968
	Nadezhda Chizhova	RUS	URS 1968, 1972, 1976
	Lyudmila Maslakova	RUS	URS 1968, 1976, 1980
	Sara Simeoni	ITA	1976, 1980, 1984
	Marlies Oelsner/Göhr	GDR	1976, 1980, 1988
	Evelyn Ashford	USA	1984, 1988, 1992
	Heike Drechsler	GDR	1988, 1992, 2000
	Jearl Miles Clark	USA	1992, 1996, 2000
	Derartu Tulu	ETH	1992 2000, 2004
	Tatyana Lebedeva	RUS	2000 2004, 2008
	Yelena Isinbaeva	RUS	2004 2008, 2012
	Meseret Defar	ETH	2004 2008, 2012
	Tirunesh Dibaba	ETH	2004 2008, 2012
	Allyson Felix	USA	2004 2008, 2012
	Sanya Richards Ross	USA	2004 2008, 2012
	Sherone Simpson	JAM	2004 2008, 2012
	Novlene Williams-Mills	JAM	2004 2008, 2012

**MOST GAMES CONTESTED****Men**

6	João N'Tyamba	ANG	1988-2008
	Jesús Ángel García	ESP	1992-2012
	Dragutin Topić	IOP/YUG/SCG/SRB	1992-2012
5	Paul Martin	SUI	1920-1936
	John Ljunggren	SWE	1948-1964
	Janusz Sidło	POL	1952-1968
	Alex Oakley	CAN	1956-1976
	Abdon Pamich	ITA	1956-1972
	Igor Ter-Ovanesyan	URS (RUS)	1956-1972
	Urs von Wartburg	SUI	1960-1976
	Vladimir Golubnichny	URS (UKR)	1960-1976
	Pietro Mennea	ITA	1972-1988
	Carlos Sala	ESP	1980-1996
	Chris Maddocks	GBR	1984-2000
	Giovanni De Benedictis	ITA	1988-2004
	Mathias Ntawulikura	RWA	1988-2004
	Jan Železný	TCH/CZE	1988-2004
	Branko Zorko	YUG/CRO	1988-2004
	Tim Berrett	CAN	1992-2008
	Jefferson Pérez	ECU	1992-2008
	Virgilijus Alekna	LTU	1996-2012
	Toni Bernadó	AND	1996-2012
	Aléxandros Papadimitriou	GRE	1996-2012
	Aleksander Tammert	EST	1996-2012
	Szymon Ziółkowski	POL	1996-2012

**Women**

7	Merlene Ottey/Page	JAM/SLO	1980-2004
6	Lia Manoliu	ROU	1952-1972
	Tessa Sanderson	GBR	1976-1996
	Maria Mutola	MOZ	1988-2008
	Nicoleta Grasu	ROU	1992-2012
5	Olga Fikotová/Connolly	USA	1956-1972
	Willye White	USA	1956-1972
	Irena Kirszenstein/Szewińska	POL	1964-1980
	Pauline Davis	BAH	1984-2000
	Sabine Braun	FRG/GER	1984-2000
	Trine Solberg/Hattestad	NOR	1984-2000
	Gail Devers	USA	1988-2004
	Fiona May	GBR/ITA	1988-2004
	Mary Onyali	NGR	1988-2004
	Fernanda Ribeiro	POR	1988-2004
	Sandie Richards	JAM	1988-2004
	Letitia Vriesde	SUR	1988-2004
	Laverne Eve	BAH	1988-2008
	Ellina Zvereva	URS/BLR	1988-2008
	Jackie Edwards	BAH	1992-2008
	Susana Feitór	POR	1992-2008
	Irina Yatchenko	URS/BLR	1992-2008
	Debbie Ferguson-McKenzie	BAH	1996-2012
	Lidia Šimon	ROU	1996-2012
	Chandra Sturupp	BAH	1996-2012
	María Vasco	ESP	1996-2012

**MOST FINALS CONTESTED**

Counting top eight only in direct finals

**Men**

14	Eric Lemming	SWE
12	Paavo Nurmi	FIN
11	Martin Sheridan	USA
10	Ray Ewry	USA
	Carl Lewis	USA
9	Elmer Niklander	FIN
	Ville Ritola	FIN
	Pietro Mennea	ITA
8	Phil Edwards	CAN
7	Meyer Prinsein	USA
	George Bonhag	USA
	Ralph Rose	USA

**Women**

14	Merlene Ottey/Page*	JAM
9	Shirley Strickland	AUS
	Raelene Boyle	AUS
	Veronica Campbell-Brown	JAM
8	Gwen Torrence	USA
	Debbie Ferguson-McKenzie	BAH
7	Fanny Blankers-Koen	NED
	Ingrid Becker/Mickler	FRG
	Irena Kirszenstein/Szewińska	POL
	Evelyn Ashford	USA
	Grace Jackson*	JAM
	Jackie Joyner-Kersey	USA
	Juliet Cuthbert*	JAM
	Sandie Richards	JAM
	Allyson Felix	USA
	Sanya Richards-Ross	USA

\* Also qualified for a further final (the 1988 4x100m), but did not compete due to injury of Ottey

**MOST ROUNDS CONTESTED**


These are lists of the most rounds contested by a particular athlete. So, for instance, Pietro Mennea has contested a total of 32 different heats, quarter-finals, semi-finals and finals at the Olympic Games

**Men**

32	Pietro Mennea	ITA	1972-1988
29	Carl Lewis	USA	1984-1996
27	Don Quarrie	JAM	1972-1984
26	Linford Christie	GBR	1988-1996
25	Robson da Silva	BRA	1984-1996

**Women**

53	Merlene Ottey/Page	JAM	1980-2004
33	Pauline Davis	BAH	1984-2000
	Debbie Ferguson-McKenzie	BAH	1996-2012
32	Mary Onyali	NGR	1988-2004
30	Raelene Boyle	AUS	1968-1976
29	Irena Kirszenstein/Szewińska	POL	1964-1980
27	Gail Devers	USA	1988-2004
26	Shirley Strickland	AUS	1948-1956
	Juliet Cuthbert	JAM	1984-1996
	Grace Jackson	JAM	1984-1992
	Chandra Sturupp	BAH	1996-2008
25	Veronica Campbell-Brown	JAM	2000-2012



## MEDAL "SWEEPS"

Occasions where a single country has won all three medals in the same event. In all 88 times, 82 by men and six by women

Men		
1896	High Jump	USA
	Long Jump	USA
1900	4000m Steeplechase	GBR
	110 Metres Hurdles	USA
	Triple Jump	USA
	Shot Put	USA
	Hammer Throw	USA
	Standing High Jump	USA
	Standing Triple Jump	USA
1904	60 Metres	USA
	100 Metres	USA
	200 Metres	USA
	400 Metres	USA
	800 Metres	USA
	1500 Metres	USA
	110 Metres Hurdles	USA
	200 Metres Hurdles	USA
	400 Metres Hurdles	USA
	Pole Vault	USA
	Long Jump	USA
	Triple Jump	USA
	Shot Put	USA
	Hammer Throw	USA
	Standing High Jump	USA
	Standing Long Jump	USA
	Standing Triple Jump	USA
1906	Standing Long Jump	USA
	Javelin Throw	SWE
1908	10 Miles Walk	GBR
	110 Metres Hurdles	USA
	Discus Throw	USA
1912	100 Metres	USA
	800 Metres	USA
	110 Metres Hurdles	USA
	Pole Vault	USA
	Triple Jump	SWE
(1912)	Shot Put	USA
	Javelin Throw Both Arms	FIN
1920	400 Metres Hurdles	USA
	Javelin Throw	FIN
1924	Pole Vault	USA
	Shot Put	USA
1928	3000m Steeplechase	FIN
	Pole Vault	USA
1932	200 Metres	USA
	Javelin Throw	FIN
1936	10,000 Metres	FIN
	High Jump	USA
	Decathlon	USA
1948	3000m Steeplechase	SWE
	110 Metres Hurdles	USA
	Shot Put	USA
1952	200 Metres	USA
	110 Metres Hurdles	USA
	Shot Put	USA
	Decathlon	USA
1956	200 Metres	USA
	110 Metres Hurdles	USA
	400 Metres Hurdles	USA
	Discus Throw	USA
	20 Kilometres Walk	URS
1960	110 Metres Hurdles	USA


	400 Metres Hurdles	USA	
	Shot Put	USA	
	Discus Throw	USA	
1968	400 Metres	USA	
1976	Hammer Throw	URS	RUS/RUS/UKR
1980	Hammer Throw	URS	RUS/RUS/EST
1984	200 Metres	USA	
1988	400 Metres	USA	
	Pole Vault	URS	
	Long Jump	USA	
	Hammer Throw	URS	RUS/RUS/EST
1992	3000m Steeplechase	KEN	
	Long Jump	USA	
	Hammer Throw	EUN	TJK/BLR/RUS
2004	200 Metres	USA	
	400 Metres	USA	
	3000m Steeplechase	KEN	
2008	400 Metres	USA	
	400 Metres Hurdles	USA	
2012	200 Metres	JAM	

Women			
1952	Discus Throw	URS	RUS/RUS/GEO
1976	Pentathlon	GDR	
1980	800 Metres	URS	UKR/RUS/RUS
	Pentathlon	URS	UKR/RUS/RUS
2004	Long Jump	RUS	
2008	100 Metres	JAM	

## OLYMPIC TRACK CIRCUMFERENCES

1896 & 1906	333.33m
1900	500m (Grass track - the only time this surface was used)
1904	536.45m (1/3 mile)
1908	536.45m
1912	383m
1920	389.8m
1924	500m
1928 on	400m





## DOPING VIOLATIONS AT OLYMPIC GAMES

This list shows all Olympic athletes who have had their Olympic performances annulled by the IAAF due to doping violations, committed either at (IAAF rule 40.1) or before (rule 40.9, formerly 40.8) Games, admissions included. Only closed cases are given in the main lists. Names shown in bold to 2008 are newly-concluded cases since this last edition of this book

### 1896-1972 & 1980

None

### Montreal 1976 (1)

Women/1	Danuta Rosani	POL	DT	dns/final	-	11q/57.78
---------	---------------	-----	----	-----------	---	-----------

### Los Angeles 1984 (4)

Men/3	Vésteinn Hafsteinsson	ISL	DT	7qB	59.58	
	Gian Paolo Urlando	ITA	HT	4	75.96	4qA/72.42
	Martti Vainio	FIN	5000m	dns/final	-	8s2/13:30.48
	Vainio		10,000m	silver	27:51.10	6h3/28:19.25
Women/1	Anna Verouli	GRE	JT	7qB	58.62	

\* In January 2016, Ria Stalman NED admitted on a Dutch TV programme that "In the last two and a half years of my career I used a light dosage of anabolic steroids" at the time she won the Discus Throw gold in Los Angeles Olympics with 65.36 (also 1qA 58.28). As at June 10, 2016 neither the IAAF or IOC have announced any sanction

### Seoul 1988 (1)

Men/1	Ben Johnson	CAN	100m	gold	9.79	1h8/10.37, 3q1/10.17, 1s2/10.03
-------	-------------	-----	------	------	------	---------------------------------

### Barcelona 1992 (4)

Men/1	Jud Logan	USA	HT	4	79.00	1qA/78.40
Women/3	Madina Biktagirova	BLR/RUS	EUN	Marathon	4	2:35:39
	Bonnie Dasse	USA	SP	8qB	16.68	
	Nijolė Medvedeva	LTU	LJ	4	6.76	5qB/6.71

### Atlanta 1996 (7)

Men/2	Dean Capobianco	AUS	200m	7q2	21.03	4h8/20.76
	Daniel Plaza	ESP	20km Walk	11	1:22:05	
Women/5	Mary Slaney	USA	5000m	7h2	15:41.30	
	Nataliya Shekhodanova	RUS	100mH	7	12.80	6h1/13.24, 2q3/12.68, 3s1/12.67
	Sandra Farmer-Patrick	USA	400mH	5s2	54.73	2h1/55.55
	Antonella Bevilacqua	ITA	HJ	4	1.99	=1qA/1.93
	Iva Prandzheva	BUL	LJ	7	6.82	1qB/6.62
	Prandzheva		TJ	4	14.92	1qA/14.61

### Sydney 2000 (4)

Men/2	Antonio Pettigrew	USA	400m	7	45.42	1h9/45.62, 2q2/45.35, 1s2/45.24
	Pettigrew	USA	4x400mR	gold	2:56.35	
	Jerome Young	USA	4x400mR	gold	-	1h3/3:03.52, 1s1/2:58.78
	United States	USA	4x400mR	gold	2:56.35	
Women/2	Marion Jones	USA	100m	gold	10.75	1h6/11.20, 1q2/10.83, 1s2/11.01
	Jones		200m	gold	21.84	1h1/22.75, 2q2/22.50, 1s1/22.40
	Jones		LJ	bronze	6.92	2qB/6.78
	Jones*		4x100mR	bronze	42.20	
	Jones*		4x400mR	gold	3:22.62	
	Svetlana Pospelova	RUS	400m	4h8	53.34	

\* The Court of Arbitration for Sport ruled in 2010 that "at the time of the Sydney Olympic Games there was no specific IOC or IAAF Rule in force that clearly allowed the annulment of the relay team results if one team member was found to have committed a doping offence". This meant that only Jones was disqualified from the medal-winning relay teams and the collective team result in each race was allowed to stand.

### Athens 2004 (14)

Men/7	Adrián Annus	HUN	HT	gold	83.19	1qA/79.59
	<b>Yuriy Belonog</b>	<b>UKR</b>	<b>SP</b>	<b>gold</b>	<b>21.16</b>	<b>3qA/20.61</b>
	Robert Fazekas	HUN	DT	gold	70.93	1qB/68.10
	Anton Galkin	RUS	400m	4s2	45.34	1h3/45.43
	Aleksey Lesnichiy	BLR	HJ	nh/q	-	
	Duane Ross	USA	110mH	5s1	13.30	2h5/13.39, 4q1/13.50
	<b>Ivan Tikhon*</b>	<b>BLR</b>	<b>HT</b>	<b>silver</b>	<b>79.81</b>	<b>1qB/80.78</b>
Women/7	<b>Zhanna Block</b>	<b>UKR</b>	<b>100m</b>	<b>6s2</b>	<b>11.23</b>	<b>2h6/11.25, 5q2/11.27</b>
	<b>Block</b>	<b>UKR</b>	<b>4x100mR</b>	<b>7h1</b>	<b>43.77</b>	
	<b>Crystal Cox€</b>	<b>USA</b>	<b>4x400mR</b>	<b>gold</b>	-	<b>1h2/3:23.79</b>
	Marion Jones	USA	LJ	5	6.85	3qA/6.70
	<b>Jones</b>	<b>USA</b>	<b>4x100mR</b>	<b>dnf/Final</b>	-	<b>1h1/41.67</b>
	Irina Korzhanenko	RUS	SP	gold	21.06	1qA/19.43
	<b>Svetlana Krivelyova*</b>	<b>RUS</b>	<b>SP</b>	<b>4th, then bronze</b>	<b>19.49</b>	<b>3qB/18.57</b>
	Olga Shchukina	UZB	SP	19qB	14.44	

(2004) **Irina Yatchenko** **UKR** **DT** **bronze** **66.17** **3qB/63.04**

\* The IOC have confirmed that these athletes have been stripped of their medals, but as at June 10, 2016 have yet to announce details of any re-allocations

€ Despite the disqualification of Cox, the IOC decided in June 2013 not to disqualify the US team which went on to win gold in the 4x400m final (in 3:19.01)

### Beijing 2008 (7)

Men/2	Rashid Ramzi	BRN	1500m	gold	3:32.94	1h4/3:32.89, 1s2/3:37.11
	<b>Andrei Mikhnevich</b>	<b>BLR</b>	<b>SP</b>	<b>bronze</b>	<b>21.05</b>	<b>2qB/20.48</b>
Women/5	Lyudmila Blonska	UKR	Heptathlon	silver	6700	
	Blonska	UKR	LJ	3qA	6.76	
	<b>Alissa Kallinikou</b>	<b>CYP</b>	<b>400m</b>	<b>5h7</b>	<b>52.40</b>	
	<b>Tezdzhan Naimova</b>	<b>BUL</b>	<b>100m</b>	<b>5h9</b>	<b>11.70</b>	
	Vanja Perišić	CRO	800m	6h3	2:06.82	
	Athanasía Tsoumeléka	GRE	20km Walk	9th	1:27.54	

• In April 2016, the Turkish Athletics Federation announced the suspension Elvan Abeyegesse following adverse findings after re-testing of her samples from the 2005 and 2007 World Championships. She had gone on to win silver medals at both 5000m (15:42.74, 5h2 14:58.79) and 10,000m (29:56.34) in Beijing. As at June 10, 2016 her case is still the subject of disciplinary investigations of the IAAF

• Not included in this list are athletes who may have returned positive results after IOC re-testing of samples from 2008 as announced on May 17, 2016. Investigations into these cases were continuing as at June 10, 2016

### London 2012 (41)


Men/12	Hussain Jamaan Al-Hamdah	KSA	5000m	19h1	14:00.43	
	Sergey Bakulin	RUS	50km Walk	6	3:38:55	
	Valeriy Borchin	RUS	20km Walk	dnf		
	Abderrahime Bouramdane	MAR	Marathon	dnf		
	Hamza Driouch	QAT	1500m	11s1	3:49.40	2h2/3:39.67
	Tyson Gay	USA	100m	4	9.80	1q1/10.08, 2s3/9.90
	Gay	USA	4x100mR	silver	37.04	
	Hassan Hirt	FRA	5000m	11h1	13:35.36	
	Vladimir Kanaykin	RUS	20km Walk	dq		
	Sergey Kiryapkin	RUS	50km Walk*	gold	3:35:59	
	Andrei Mikhnevich	BLR	SP	8qB	19.89	
	Mohamed Othman Shahween	KSA	1500m	7s1	3:43.39	1h2/3:39.42
	Igor Yerokhin	RUS	50km Walk	5	3:37:54	
	By association with T. Gay€	USA	4x100mR	1h2	37.38	
Women/29	Aslı Çakır Alptekin	TUR	1500m*	gold	4:10.23	3h2/4:13.64, 1s1/4:05.11
	Yelena Arzhakova	RUS	800m¶	6	1:59.21	2h5/2:08.39, 2s2/1:58.13
	Yolanda Caballero	COL	Marathon	dnf		
	Bahar Doğan	TUR	Marathon	62	2:36:35	
	Marta Domínguez	ESP	3000mSC	12	9:36.45	4h2/9:29.71
	Tetyana Gamera-Shmyrko	UKR	Marathon	5	2:24:32	
	Yelizaveta Grechishnikova	RUS	10,000m	19	32:11.32	
	Semoy Hackett	TTO	100m	5s1	11.26	2h6/11.04
	Hackett		200m	8	22.87	2h1/22.81, 3s2/22.55
	Hackett		4x100m	dnf/final	2h1/42.31	
	Olga Kaniskina	RUS	20km Walk*	silver	1:25:09	
	Natallia Kareiva	BLR	1500m	7	4:11.58	3h3/4:06.87, 6s2/4:02.37
	Ümmü Kiraz	TUR	Marathon	88	2:43:07	
	Yekaterina Kostetskaya	RUS	1500m	9	4:12.90	4h3/4:06.94, 2s1/4:05.32
	Zalina Marghieva	MDA	HT	8	74.06	5qB/72.19
	Karin Melis Mey	TUR	LJ	dns/final	2qA/6.80	
	Anna Mishchenko	UKR	1500m	11h3	4:13.63	
	Ghofrane Mohammad	SYR	400mH	8h2	58.09	
	Semiha Mutlu	TUR	20km Walk	47	1:35:33	
	Nadezhda Ostapchuk	BLR	SP	gold	21.36	1qA/20.76
	Darya Pishchalnikova	RUS	DT	silver	67.56	2qA/65.02
	Meliz Redif	TUR	4x400m	8h2	3:34.71	
	Pınar Saka	TUR	400m	4h4	52.38	
	Saka		4x400m	8h2	3:34.71	
	Anzhela Shevchenko	UKR	1500m	13h1	4:12.97	
	Svitlana Shmidt	UKR	3000mSC	12h3	10:01.09	
	Liliya Shobukhova	RUS	Marathon	dnf		
	Binnaz Uslu	TUR	3000SC	15h1	10:31.00	
	Wang Jiali	CHN	Marathon	58	2:35:46	
	Nevin Yanıt	TUR	100mH	5	12.58	1h4/12.70, 2s3/12.58
	Lyudmyla Yosypenko	UKR	Heptathlon	4	6618	
	Yuliya Zaripova	RUS	3000mSC*	gold	9:06.72	2h3/9:25.68

\* At at June 10, 2016, the IOC have yet to publicly confirm the stripping or re-allocation of medals in these cases (Men's 50km Walk, Women's 1500m, 3000mSC, 20km Walk)

€ The team of Ryan Bailey, Jeffrey Demps, Justin Gatlin, Trel Kimmons, Darvis Patton were disqualified from the heats under IAAF rule 41.1 as Tyson Gay was part of their squad

¶ In November 2015, an independent commission set up by the World Anti-Doping Agency to investigate claims of Russian doping violations recommended life bans for Russian 800m medallists Mariya Savinova (gold, 1:56.19; 1h2, 2:01.56; 1s3, 1:58.57) and Yekaterina Poistogova (bronze, 1:57.53; 2h6, 2:01.08; 2s1, 1:59.45). Investigations into their cases were continuing as at June 10, 2016

• Not included in this list are athletes who may have returned positive results after IOC re-testing of samples from 2012 as announced on May 17, 2016. Investigations into these cases were continuing as at June 10, 2016



## PLACING TABLES

Here, points are awarded for the first eight placings in each event, with eight points for first place down to one for eighth. For ties, points are divided between the countries tying, so that for instance equal second place by two athletes is worth 6.5 points for each country. Points are only awarded for athletes who finished in the final, no points are given to athletes who did not finish or were disqualified. Australia, Great Britain & Ireland, France and the USA appear with fractions in the first two columns. This is because teams of mixed nationalities won medals in the 1900 5000m Team Race (GBR/AUS) and the 1904 Four Miles Team Race (USA/FRA).

These tables show all logical upgrades of places after those athletes disqualified for doping offences are removed from results. In seven cases, the IOC have not yet publicly confirmed that all those behind the disqualified offenders will be upgraded where medals are on offer. These events are the 2000 women's 100m, 2004 men's Hammer Throw, 2004 Women's Shot Put and four events from 2012: Men's 50 Kilometres Walk, Women's 1500m, 3000m Steeplechase and 20 Kilometres Walk. The top eight tables here present all the upgrades, so for instance Greece is shown with first in place from that 2000 women's 100m even though the athlete in question was not awarded a gold medal. The IOC's perspective on medal reallocation (as at June 10, 2016) is reflected in separate medal-only tables shown where relevant from page 62.

The total number of events where medals have been issued is 951. The total shown below is 952 plus two ties, but that includes two additional gold medal placings awarded to Jim Thorpe as detailed in the footnotes. Subtracting those from 952 gives 950, then adding the one event where there was a tie (the 1908 men's pole vault) gives 951. The actual number of golds awarded is 953, one less than the 952+2, because of that controversial 2000 women's 100m where the medal was withdrawn and not re-allocated.

COUNTRY	1st	2nd	3rd	4th	5th	6th	7th	8th	MEDALS	POINTS
<b>OVERALL MEN &amp; WOMEN</b>										
USA	330+2=	246.8+7	195+5=	175+5=	143+5=	124+6=	82+3=	81+7	785.8	7745.8
GER <sup>1</sup> (FRG/GDR)	70	93	98	99+2=	102+3=	88+4=	74+4=	62+1=	261	3208.2
GBR <sup>2, 9</sup>	56.8	83+3=	62+1=	72	81+1=	56+3=	43+4=	54+3=	205.8	2437.8
URS <sup>3</sup> (EUN)	71	64+2=	75+2=	67	51	37+2=	34+2=	45	214	2260.5
FIN	49	35	31+1=	39	25+1=	32+2=	26+1=	20	116	1299
SWE	21	25	42+3=	40+4=	40+1=	33+5=	35+3=	38+1=	91	1212
FRA	15	22.2+1=	24+2=	34+1=	33+4=	26+1=	40+3=	37	64.2	954.9
AUS <sup>4</sup>	21.2	25	27+1=	17	23+3=	38+2=	21+1=	20	74.2	880.6
RUS	24	25	26	17	19+2=	22	10	17	75	793.5
KEN	24	31	25	17	18	13	14	6	80	789
POL	23	16+2=	12+1=	16	27	36+1=	37+1=	23	54	781
ITA	19	15	26	24+1=	20	27+1=	27	21	60	774
JAM	17	28+2=	19	21+1=	19	18	18	7	66	741.5
CAN	14	15	24+2=	25+2=	25	22+4=	12	17+1=	55	718.7
HUN	11	14+1=	18	18+1=	22+1=	11+3=	22	17	44	581.6
CUB	10	14	16	18	13	18	6	11+1=	40	493.3
ETH	21	8	16	16	6	11	5	4	45	471
GRE	8	12+1=	12+3=	9	14+2=	11+2=	12+1=	6	36	417.5
JPN <sup>5</sup>	7	7	9	16	17	16+3=	12+2=	9	23	393.8
ROU	11	14	9+1=	5	8+1=	13	13	14	35	385
TCH <sup>6</sup>	11	8	5	9	8	11+1=	8+1=	10+1=	24	312
RSA <sup>7</sup>	6	12	6	9	8	13	5	7+2=	24	302
NOR	7	5	8	11+1=	14+1=	3+1=	8	16+2=	20	300.2
CHN	6	6	10	12	12	5	6	12	22	297
BUL	5	7	6	8	6+1=	12	6	12	18	252.5
NED	6	3	6	4	14+1=	11	9	10	15	245
ESP	2	4	6	8	12	11+1=	15+1=	7	12	241
NZL <sup>4</sup>	10	2	8	6	5	4	8	3	20	223
UKR	2	3	12	10	9	1+1=	8	6	17	221.5
BRA	4	3	7	10	9	5	6	7	14	215
BLR	4	5	9	9	4	5	6	5	18	214
BEL	3	6+1=	2	5	6	9	10	3+1=	12	183.2
MAR	6	5	8	2	1	3	5	5	19	169
NGR	2	3	8	3	5	4	12	4	13	160
TTO	2	5	7	3	-	8	6	5	14	149
BAH	4	2	4	6	2	7	8	2	10	147
CZE <sup>6</sup> (BOH)	5	2	5	3	2	5+1=	8	5	12	145
MEX	3	5	2	2	5	7	6	5	10	139
SUI	-	6	2	2	9	8	3+1=	2	8	133.5
AUT	1	2	4	2	7	8+2=	5	3+1=	7	122.3
DEN	-	3	3	5	5	4	3	5+2=	6	107.7
POR	4	2	4	2	2	3	2	6	10	107
IRL <sup>2</sup>	4	2	1	5	-	2	2	4	7	91
ARG	2	3	-	3	2	6	4	1	5	87
YUG <sup>8</sup>	-	2	-	1	6	7	6	3	2	79
ALG	4	1	2	-	1	1	4	2	7	68

COUNTRY	1st	2nd	3rd	4th	5th	6th	7th	8th	MEDALS	POINTS
EST	2	1	3	-	2	3	-	5	6	63
LAT	-	4	1	1	1	1	4	3	5	57
LTU	3	1	1	2	1+1=	-	-	2	5	56
TUR	1	3	1	1	-	-	2	2	5	46
SLO	1	2	1	1	1	2	1	-	4	45
TUN	2	2	1	-	-	-	-	2	5	38
KAZ	2	-	1	2	-	1	-	1	3	36
UGA	2	-	1	2	-	-	1	1	3	35
NAM	-	4	-	1	-	-	-	-	4	33
ISL	-	1	1	-	3	1	1	-	2	30
IND <sup>9</sup>	-	-	-	2	2	1	3	2	0	29
PAN	1	-	2	-	2	-	-	-	3	28
SEN	-	1	-	2	1	2	-	1	1	28
KOR <sup>5</sup>	1	1	-	2	-	-	-	2+1=	2	27.5
ECU	1	1	-	2	-	-	1	-	2	27
MOZ	1	-	1	1	2	-	-	-	2	27
BAR	-	-	1	2	1	1	1	-	1	25
DOM	2	1	-	-	-	-	-	-	3	23
CHI	-	2	-	-	-	2	-	1	2	21
QAT	-	-	1+1=	1	-	-	1	3	2	21
TPE	-	1	1	-	1	-	1	1	2	20
BRN	-	1	-	-	2	1	1	-	1	20
TAN	-	2	-	-	-	1	1	-	2	19
ERI	-	-	1	-	1	1	2	1	1	18
PHI	-	-	2	1	-	-	-	-	2	17
CMR	2	-	-	-	-	-	-	-	2	16
BDI	1	-	-	1	-	1	-	-	1	16
BOT	-	1	-	1	-	-	1	2	1	16
BWI <sup>10</sup>	-	-	2	-	1	-	-	-	2	16
CIV	-	1	-	-	-	1+1=	1	1	1	15.5
CRO	1	1	-	-	-	-	-	-	2	15
SUD	-	1	-	-	1	-	1	2	1	15
VEN	-	-	1	-	1	1	1	-	1	15
GHA	-	-	-	1	-	2	2	-	0	15
SRI	-	2	-	-	-	-	-	-	2	14
SRB <sup>8</sup> (SCG/IOP)	-	-	-	1	-	1	2	1+1=	0	13.3
GRN	1	-	-	1	-	-	-	-	1	13
LUX	1	-	-	-	-	1	1	-	1	13
COL	-	1	1	-	-	-	-	-	2	13
ZIM	-	-	-	2	-	-	1	-	0	12
SVK	-	-	-	-	1	2	-	2	0	12
PUR	-	-	1	1	-	-	-	-	1	11
BER	-	-	-	-	2	1	-	-	0	11
HAI	-	1	-	-	-	-	1	-	1	9
ISR	-	-	-	-	1	1	-	2	0	9
SYR	1	-	-	-	-	-	-	-	1	8
SKN	-	-	-	-	-	2	1	-	0	8
GUA	-	1	-	-	-	-	-	-	1	7
IRI	-	1	-	-	-	-	-	-	1	7
KSA	-	1	-	-	-	-	-	-	1	7
ZAM	-	1	-	-	-	-	-	-	1	7
DJI	-	-	1	-	-	-	-	1	1	7
AHO	-	-	-	1	-	-	-	-	0	5
ARM	-	-	-	-	1	-	-	-	0	4
SLE	-	-	-	-	1	-	-	-	0	4
PRK	-	-	-	-	-	1	-	1	0	4
MRI	-	-	-	-	-	1	-	-	0	3
SOM	-	-	-	-	-	1	-	-	0	3
UZB	-	-	-	-	-	-	1	1	0	3
CAY	-	-	-	-	-	-	-	1	0	1
MAD	-	-	-	-	-	-	-	1	0	1
OMA	-	-	-	-	-	-	-	1	0	1
RWA	-	-	-	-	-	-	-	1	0	1
<b>Totals</b>	<b>952+2=</b>	<b>940+20=</b>	<b>927+23=</b>	<b>917+18=</b>	<b>889+28=</b>	<b>848+47</b>	<b>745+28=</b>	<b>703+25=</b>	<b>2864</b>	<b>33190</b>

COUNTRY	1st	2nd	3rd	4th	5th	6th	7th	8th	MEDALS	POINTS
<b>1. Breakdown of German placings</b>										
After World War II, Germany (GER) divided into the Federal Republic of Germany (FRG) and the German Democratic Republic (GDR). In 1948 (as in 1920 and 1924), Germany was not invited to take part in the Olympic Games. From 1956 to 1964, the FRG and GDR competed as a combined East and West German team under one flag. From 1968 to 1988, the two German nations participated with separate teams. Following German unification in 1990, a single German team again competed in the Games. At the end of each table, a breakdown of German points are given after the following principles: GER – 1896-1936 & 1992 onward; FRG – 1952-1988; GDR – 1956-1988.										
GER	20	43	46	48+2=	53+1=	53+3=	38+3=	39+1=	109	1484.7
GDR	38	36	35	36	30+1=	19+1=	18	12	109	1177
FRG	12	14	17	15	19+1=	16	18+1=	11	43	546.5
<b>Totals</b>	<b>70</b>	<b>93</b>	<b>98</b>	<b>99+2=</b>	<b>102+3=</b>	<b>88+4=</b>	<b>74+4=</b>	<b>62+1=</b>	<b>261</b>	<b>3208.2</b>

### 2. Breakdown of Britain & Ireland placings

In the years 1896-1920, Irish athletes competed with Great Britain. For the purpose of the tables, placings are combined with those from Great Britain & Northern Ireland (GBR). From 1924, Ireland (IRL) competed independently.

GBR (-1920)	16.8	17	15	10	11	6	2	4+1=	48.8	464.6
IRL (-1920)	4	6+1=	1	2	2	1	-	1	12	108
GBR (1924-)	36	60+2=	46+1=	60	68+1=	49+3=	38+4=	45+2=	145	1865.2
<b>Totals</b>	<b>56.8</b>	<b>83+3=</b>	<b>62+1=</b>	<b>72</b>	<b>81+1=</b>	<b>56+3=</b>	<b>43+4=</b>	<b>54+3=</b>	<b>205.8</b>	<b>2437.8</b>

### 3. Breakdown of USSR (-1988) and Unified Team (1992) placings with relay points divided by four

After the division of USSR (URS) in 1991, a "Unified Team" (EUN) consisting of athletes from the Commonwealth of Independent States competed in the 1992 Games. The Baltic republics (EST, LAT and LTU) entered separate teams that year. All placings by athletes from EUN are counted together with URS. From 1996, the new republics from the former USSR competed independently. Use these tables to see the placings achieved by athletes from the constituent republics of the USSR (and the Unified Team) up to 1992. Georgia, for example, have had no placings in the top eight as an independent country but Georgian athletes – most notably Viktor Saneyev – have won several Olympic medals.

RUS	37.5	36.75+2=	42.75+1=	35	31.25	20	14.25+1=	29	120	1251.25
UKR	20	7.75	13.75+1=	16	7.25	9+1=	9.75	7	42.5	467.25
BLR	1.25	8.5	5	8.5	4	4+1=	5	4	14.75	186.5
GEO	4	2.25	3	0.25	1	-	2	-	9.25	75
EST	2	1	4	2	1	1	-	1	7	65
LTU	-	4	1	1	1	-	3	1	5	50
LAT	3	1.25	1.5	0.25	-	-	-	1	5.75	44
KGZ	1.5	0.5	1	1	3	1	1=	-	3	42.5
KAZ	0.75	1.25	2	-	1.5	1	-	1	4	36.75
AZE	-	0.75	1	2	1	-	-	-	1.75	25.25
TJK	1	-	-	-	-	-	-	-	1	8
MDA	-	-	-	1	-	-	-	-	0	5
UZB	-	-	-	-	-	1	-	1	0	4
<b>Totals</b>	<b>71</b>	<b>64+2=</b>	<b>75+2=</b>	<b>67</b>	<b>51</b>	<b>37+2=</b>	<b>34+2=</b>	<b>45</b>	<b>214</b>	<b>2260.5</b>

### 4. Australasia

Australia and New Zealand competed together as Australasia in 1908 & 1912 but in 1908 all top eight placings of that team (bronze and a fifth as shown below) were by New Zealand and are listed for that country only.

-	-	1	-	1	-	-	-	1	10
---	---	---	---	---	---	---	---	---	----

### 5. Japan and Korea

In 1932 and 1936, some Korean athletes represented Japan, achieving sixth place in the 1932 marathon and gold and bronze at the same event in 1936. Those points are listed under Japan.

### 6. Breakdown of Czechoslovakian placings

Until 1912, Bohemia (BOH), then a part of the Austrian-Hungarian Empire, competed as a separate team. This country was later to become the part of the Czech part of Czechoslovakia (TCH), which competed in the Games from 1920 to 1992. In 1993, Czechoslovakia divided into two separate republics, Czech (CZE) and Slovak (SVK), and those countries competed at the Games from 1996. Bohemian placings (1900-1912) have been appended to those of the Czech Republic above and below is how the points were distributed between Czech and Slovak athletes in the Czechoslovakian era.

CZE	9	7	4	8	5	10+1=	7.75+1=	9+1=	20	261.5
SVK	2	1	1	1	3	1	0.25	1	4	50.5
<b>Totals</b>	<b>11</b>	<b>8</b>	<b>5</b>	<b>9</b>	<b>8</b>	<b>11+1=</b>	<b>8+1=</b>	<b>10+1=</b>	<b>24</b>	<b>312</b>

### 7. South Africa

South Africa did not become a republic until 1961, but for simplicity the abbreviation RSA is used throughout.

### 8. Breakdown of Yugoslavian placings 1924-1988; thereafter all placings are attributed to Serbia

After the division of the Federal Republic of Yugoslavia, Croatia (CRO), Slovenia (SLO) and Bosnia-Herzegovina (BIH) sent separate teams from 1992, and were joined by The Former Yugoslav Republic of Macedonia (MKD) in 1996. Athletes from the remaining Yugoslavia competed in 1992 as "Individual Olympic Participants" (IOP), Yugoslavia (YUG) in 1996 & 2000 and Serbia & Montenegro (SCG) in 2004. All points achieved by these former Yugoslav affiliations have been Serbian so are now listed under that country code (SRB). Athletes from Montenegro (MNE) have not yet achieved a placing on the first eight.

COUNTRY	1st	2nd	3rd	4th	5th	6th	7th	8th	MEDALS	POINTS
SRB	-	2	-	-	1	3	5	-	2	37
SLO	-	-	-	-	4	1	1	1	0	22
CRO	-	-	-	1	1	3	-	1	0	19
BIH	-	-	-	-	-	-	-	1	0	1
<b>Totals</b>	-	<b>2</b>	-	<b>1</b>	<b>6</b>	<b>7</b>	<b>6</b>	<b>3</b>	<b>2</b>	<b>79</b>

#### 9. Norman Pritchard (GBR)

Opinion is divided about the affiliation of this athlete who won two silver medals in 1900. In these tables he is shown as British but several historians feel he represented India, in which case two silvers and 14 points should be subtracted from the British totals and added to those of India.

#### 10. Breakdown of British West Indies placings in 1960

In 1960, a team of athletes from Barbados, Jamaica, and Trinidad & Tobago competed as the British West Indies, and points achieved in 1960 for this team are listed under "BWI". However, all points scored were by Jamaicans with the exception one Barbadian on the men's bronze-winning 4x400m relay team.

JAM	-	-	1.75	-	1	-	-	-	1.75	14.5
BAR	-	-	0.25	-	-	-	-	-	0.25	1.5
<b>Totals</b>	-	-	<b>2</b>	-	<b>1</b>	-	-	-	<b>2</b>	<b>16</b>

#### Jim Thorpe (USA)

After winning the 1912 pentathlon and decathlon, Thorpe was disqualified for having infringed his amateur status. He was reinstated, posthumously, in 1983 and declared the co-winner of those events along with the men who were promoted after his disqualification: Ferdinand Bie (NOR) and Hugo Wieslander (SWE). Therefore, in these two events two golds, one silver and one bronze medals have been counted for the purpose of the various tables on these pages.

### OVERALL MEN

COUNTRY	1st	2nd	3rd	4th	5th	6th	7th	8th	MEDALS	POINTS
USA	278+2=	211.8+7	169+4=	147+5=	114+4=	98+6=	59+2=	54+5=	671.8	6511.4
GBR <sup>1, 9</sup>	46.8	64+1=	44+1=	52	62+1=	39+1=	26+2=	35+1=	156.8	1816.1
GER <sup>2</sup>	28	48	53	56+2=	57	51+2=	35+3=	36+1=	129	1661.2
FIN	48	33	31+1=	35	25+1=	30+2=	21+1=	17	113	1238
URS <sup>3</sup> (EUN)	37	36+1=	40+2=	34	26	21+2=	24+1=	30	116	1226.5
SWE	19	25	39+2=	38+4=	38+1=	31+4=	33+3=	37+1=	85	1141.5
FRA	9	21.2+1=	20+1=	25+1=	25+4=	21	32+3=	26	52.2	749.9
KEN	22	22	22	11	15	9	12	4	66	632
ITA	16	8	22	19+1=	16	19+1=	23	18	46	601
CAN	12	10	16+2=	19+1=	17	14+3=	8	10	40	512.5
HUN	8	13+1=	16	14+1=	19+1=	9+3=	17	12	38	485.6
POL	16	8+1=	4+1=	11	13	23+1=	25+1=	14	30	461.5
AUS <sup>4</sup>	8.2	13	14+1=	8	13+2=	24	10+1=	12	36.2	450.1
JAM	10	15	6	10	8	7	11	2	31	348
GRE	4	7+1=	10+3=	8	12+2=	11+2=	9+1=	5	25	318.5
JPN <sup>5</sup>	5	5	8	11	11	16+3=	6+2=	7	18	294.8
ETH	12	5	10	8	3	10	3	3	27	282
CUB	6	8	9	11	6	7	4	5+1=	23	271.3
NOR	6	2	7	10+1=	12+1=	3+1=	7	15+2=	15	249.2
RSA <sup>6</sup>	5	7	5	8	6	10	5	6+1=	17	229.5
RUS	5	5	10	3	8+1=	6	5	1	20	214.5
TCH <sup>7</sup>	8	6	3	5	6	6+1=	5+1=	7	17	209.5
ESP	2	4	5	7	10	8	12	6	11	203
BRA	3	3	7	8	9	5	4	7	13	193
BEL	2	5+1=	2	5	5	7	9	3+1=	10	156.2
NZL <sup>4</sup>	7	2	6	4	3	2	5	2	15	156
TTO	2	5	7	3	-	7	5	5	14	144
MAR	5	4	6	2	1	3	5	4	15	141
SUI	-	6	2	2	8	7	3+1=	1	8	125.5
MEX	3	4	2	2	3	7	5	5	9	122
BLR	-	3	4	5	3	1	3	4	7	95
NED	-	1	5	-	7	5	5	5	6	95
DEN	-	3	2	5	3	4	3	4+2=	5	92.7
UKR	-	1	4	4	4	1	5	2	5	82
CZE <sup>7</sup> (BOH)	3	2	2	1	-	5	3	4	7	80
NGR	1	1	3	1	4	3	6	2	5	77
CHN	2	1	2	5	2	1	1	3	5	76
ARG	2	2	-	3	2	5	3	-	4	74

COUNTRY	1st	2nd	3rd	4th	5th	6th	7th	8th	MEDALS	POINTS
IRL <sup>1</sup>	4	1	1	4	-	1	1	3	6	73
POR	2	2	2	2	2	-	-	3	6	63
EST	2	1	3	-	2	3	-	5	6	63
BAH	1	1	3	2	1	2	3	1	5	60
ROU	-	1	1	2	4	2	2	3	2	52
YUG <sup>8</sup>	-	2	-	-	3	6	2	2	2	50
LAT	-	4	1	-	1	1	3	-	5	47
ALG	2	1	2	-	-	-	4	2	5	45
BUL	1	-	1	-	-	5	4	6	2	43
LTU	3	-	1	1	1	-	-	1	4	40
UGA	2	-	1	2	-	-	1	1	3	35
AUT	-	-	-	1	3	3+2=	2	2	0	33.1
NAM	-	4	-	1	-	-	-	-	4	33
TUN	1	2	1	-	-	-	-	2	4	30
PAN	1	-	2	-	2	-	-	-	3	28
SEN	-	1	-	2	1	2	-	1	1	28
ECU	1	1	-	2	-	-	1	-	2	27
KOR <sup>5</sup>	1	1	-	2	-	-	-	2	2	27
BAR	-	-	1	2	1	1	1	-	1	25
DOM	2	1	-	-	-	-	-	-	3	23
SLO	1	1	-	-	1	1	-	-	2	22
TUR	-	1	1	1	-	-	1	1	2	21
QAT	-	-	1+1=	1	-	-	1	3	2	21
TAN	-	2	-	-	-	1	1	-	2	19
ISL	-	1	-	-	2	1	-	-	1	18
ERI	-	-	1	-	1	1	2	1	1	18
PHI	-	-	2	1	-	-	-	-	2	17
BWI <sup>10</sup>	-	-	2	-	1	-	-	-	2	16
VEN	-	-	1	-	1	1	1	-	1	15
CHI	-	1	-	-	-	2	-	1	1	14
BDI	1	-	-	1	-	-	-	-	1	13
GRN	1	-	-	1	-	-	-	-	1	13
IND <sup>9</sup>	-	-	-	1	1	-	1	2	0	13
TPE	-	1	-	-	1	-	-	1	1	12
KAZ	-	-	1	1	-	-	-	1	1	12
ZIM	-	-	-	2	-	-	1	-	0	12
LUX	1	-	-	-	-	1	-	-	1	11
SUD	-	1	-	-	-	-	1	2	1	11
PUR	-	-	1	1	-	-	-	-	1	11
BER	-	-	-	-	2	1	-	-	0	11
CIV	-	1	-	-	-	1=	-	1	1	10.5
SRB <sup>8</sup> (SCG/IOP)	-	-	-	1	-	-	2	1+1=	0	10.3
BOT	-	1	-	-	-	-	1	1	1	10
GHA	-	-	-	1	-	1	1	-	0	10
HAI	-	1	-	-	-	-	1	-	1	9
SVK	-	-	-	-	1	1	-	1	0	8
SKN	-	-	-	-	-	2	1	-	0	8
GUA	-	1	-	-	-	-	-	-	1	7
IRI	-	1	-	-	-	-	-	-	1	7
KSA	-	1	-	-	-	-	-	-	1	7
SRI	-	1	-	-	-	-	-	-	1	7
ZAM	-	1	-	-	-	-	-	-	1	7
DJI	-	-	1	-	-	-	-	1	1	7
BRN	-	-	-	-	1	-	1	-	0	6
ISR	-	-	-	-	1	-	-	2	0	6
AHO	-	-	-	1	-	-	-	-	0	5
ARM	-	-	-	-	1	-	-	-	0	4
MRI	-	-	-	-	-	1	-	-	0	3
SOM	-	-	-	-	-	1	-	-	0	3
MAD	-	-	-	-	-	-	-	1	0	1
OMA	-	-	-	-	-	-	-	1	0	1
RWA	-	-	-	-	-	-	-	1	0	1
UZB	-	-	-	-	-	-	-	1	0	1
<b>Totals</b>	<b>668+2=</b>	<b>659+14=</b>	<b>648+19=</b>	<b>636+16=</b>	<b>611+18=</b>	<b>577+35</b>	<b>497+22=</b>	<b>470+16=</b>	<b>2010</b>	<b>23081</b>

## 1. Breakdown of Britain &amp; Ireland placings

GBR (-1920)	16.8	17	15	10	11	6	2	4+1=	48.8	464.6
IRL (-1920)	4	6+1=	1	2	2	1	-	1	12	108
GBR (1924-)	26	41	28+1=	40	49+1=	32+1=	24+2=	30	96	1243.5
<b>Totals</b>	<b>46.8</b>	<b>64+1=</b>	<b>44+1=</b>	<b>52</b>	<b>62+1=</b>	<b>39+1=</b>	<b>26+2=</b>	<b>35+1=</b>	<b>156.8</b>	<b>1816.1</b>



COUNTRY	1st	2nd	3rd	4th	5th	6th	7th	8th	MEDALS	POINTS
<b>2. Breakdown of German placings</b>										
GER	10	26	27	30+2=	31	31+2=	20+2=	23+1=	63	869.2
GDR	14	14	14	14	15	11	7	6	42	477
FRG	4	8	12	12	11	9	8+1=	7	24	315
<b>Totals</b>	<b>28</b>	<b>48</b>	<b>53</b>	<b>56+2=</b>	<b>57</b>	<b>51+2=</b>	<b>35+3=</b>	<b>36+1=</b>	<b>129</b>	<b>1661.2</b>

### 3. Breakdown of USSR (-1988) and Unified Team (1992) placings with relay points divided by four

RUS	13.25	16.75+1=	19.5+1=	19	16.25	11	10.25	15	51.5	580.75
UKR	12.5	4.75	8.25+1=	7	3.25	6+1=	7.75	6	26.5	278.25
BLR	1	6.5	5	4	1	2+1=	3	4	12.5	126
EST	2	1	4	2	1	-	-	1	7	62
GEO	4	1.25	-	-	1	-	1	-	5.25	46.75
LAT	2	1.25	1.25	-	-	-	-	1	4.5	33.25
KAZ	0.75	1.25	1	-	1.5	1	-	1	3	30.75
KGZ	0.5	0.5	1	1	2	1	1=	-	2	30.5
LTU	-	2	-	-	-	-	2	1	2	19
AZE	-	0.75	-	1	-	-	-	-	0.75	10.25
TJK	1	-	-	-	-	-	-	-	1	8
UZB	-	-	-	-	-	-	-	1	0	1
<b>Totals</b>	<b>37</b>	<b>36+1=</b>	<b>40+2=</b>	<b>34</b>	<b>26</b>	<b>21+2=</b>	<b>24+1=</b>	<b>30</b>	<b>116</b>	<b>1226.5</b>

### 4. Australasia

Australia and New Zealand competed together as Australasia in 1908 & 1912 but in 1908 all top eight placings of that team (below) were by New Zealand and are listed for that country only.

-	-	1	-	1	-	-	-	-	1	10
---	---	---	---	---	---	---	---	---	---	----

### 5. Japan and Korea

In 1932 and 1936, some Korean athletes represented Japan, achieving sixth place in the 1932 marathon and gold and bronze at the same event in 1936. Those points are listed under Japan.

### 6. South Africa

South Africa did not become a republic until 1961, but for simplicity the abbreviation RSA is used throughout.

### 7. Breakdown of Czechoslovakian placings

CZE	8	6	3	5	3	5+1=	4.75+1=	7	17	194
SVK	-	-	-	-	3	1	0.25	-	0	15.5
<b>Totals</b>	<b>8</b>	<b>7</b>	<b>3</b>	<b>5</b>	<b>6</b>	<b>7+1=</b>	<b>6+1=</b>	<b>7</b>	<b>18</b>	<b>221.5</b>

### 8. Breakdown of Yugoslavian placings 1924-1988; thereafter all placings are attributed to Serbia

SRB	-	2	-	-	1	4	2	1	2	35
SLO	-	-	-	-	2	-	-	-	0	8
CRO	-	-	-	-	-	2	-	-	0	6
BIH	-	-	-	-	-	-	-	1	0	1
<b>Totals</b>	<b>-</b>	<b>2</b>	<b>-</b>	<b>-</b>	<b>3</b>	<b>6</b>	<b>2</b>	<b>2</b>	<b>2</b>	<b>50</b>

### 9. Norman Pritchard (GBR)

Opinion is divided about the affiliation of this athlete who won two silver medals in 1900. In these tables he is shown as British but several historians feel he represented India, in which case two silvers and 14 points should be subtracted from the British totals and attributed to India.

### 10. Breakdown of British West Indies placings in 1960

JAM	-	-	1.75	-	1	-	-	-	1.75	14.5
BAR	-	-	0.25	-	-	-	-	-	0.25	1.5
<b>Totals</b>	<b>-</b>	<b>-</b>	<b>2</b>	<b>-</b>	<b>1</b>	<b>-</b>	<b>-</b>	<b>-</b>	<b>2</b>	<b>16</b>

## OVERALL WOMEN

GER <sup>1</sup> (FRG/GDR)	42	45	45	43	45+3=	37+2=	39+1=	26	132	1547
----------------------------	----	----	----	----	-------	-------	-------	----	-----	------

COUNTRY	1st	2nd	3rd	4th	5th	6th	7th	8th	MEDALS	POINTS
USA	52	35	26+1=	28	29+1=	26	23+1=	27+2=	114	1234.4
URS <sup>2</sup> (EUN)	34	28+1=	35	33	25	16	10+1=	15	98	1034
GBR	10	19+2=	18	20	19	17+2=	17+2=	19+2=	49	621.7
RUS	19	20	16	14	11+1=	16	5	16	55	579
AUS	13	12	13	9	10+1=	14+2=	11	8	38	430.5
JAM	7	13+2=	13	11+1=	11	11	7	5	35	393.5
ROU	11	13	8+1=	3	4+1=	11	11	11	33	333
POL	7	8+1=	8	5	14	13	12	9	24	319.5
CUB	4	6	7	7	7	11	2	6	17	222
CHN	4	5	8	7	10	4	5	9	17	221

COUNTRY	1st	2nd	3rd	4th	5th	6th	7th	8th	MEDALS	POINTS
BUL	4	7	5	8	6+1=	7	2	6	16	209.5
CAN	2	5	8	6+1=	8	8+1=	4	7+1=	15	206.2
FRA	6	1	4+1=	9	8	5+1=	8	11	12	205
ETH	9	3	6	8	3	1	2	1	18	189
ITA	3	7	4	5	4	8	4	3	14	173
KEN	2	9	3	6	3	4	2	2	14	157
NED	6	2	1	4	7+1=	6	4	5	9	150
UKR	2	2	8	6	5	1=	3	4	12	139.5
BLR	4	2	5	4	1	4	3	1	11	119
TCH <sup>3</sup>	3	2	2	4	2	5	3	3+1=	7	102.5
GRE	4	5	2	1	2	-	3	1	11	99
JPN	2	2	1	5	6	-	6	2	5	99
HUN	3	1	2	4	3	2	5	5	6	96
AUT	1	2	4	1	4	5	3	1+1=	7	89.2
BAH	3	1	1	4	1	5	5	1	5	87
NGR	1	2	5	2	1	1	6	2	8	83
RSA	1	5	1	1	2	3	-	1+1=	7	72.5
SWE	2	-	3+1=	2	2	2+1=	2	1	6	70.5
NZL	3	-	2	2	2	2	3	1	5	67
CZE	2	-	3	2	2	1=	5	1	5	65
FIN	1	2	-	4	-	2	5	3	3	61
NOR	1	3	1	1	2	-	1	1	5	51
POR	2	-	2	-	-	3	2	3	4	44
ESP	-	-	1	1	2	3+1=	3+1=	1	1	38
YUG <sup>4</sup>	-	-	-	1	3	1	4	1	0	29
MAR	1	1	2	-	-	-	-	1	4	28
BEL	1	1	-	-	1	2	1	-	2	27
MOZ	1	-	1	1	2	-	-	-	2	27
TUR	1	2	-	-	-	-	1	1	3	25
KAZ	2	-	-	1	-	1	-	-	2	24
ALG	2	-	-	-	1	1	-	-	2	23
SLO	-	1	1	1	-	1	1	-	2	23
BRA	1	-	-	2	-	-	2	-	1	22
IRL	-	1	-	1	-	1	1	1	1	18
MEX	-	1	-	-	2	-	1	-	1	17
CMR	2	-	-	-	-	-	-	-	2	16
LTU	-	1	-	1	1=	-	-	1	1	16
IND	-	-	-	1	1	1	2	-	0	16
CRO	1	1	-	-	-	-	-	-	2	15
DEN	-	-	1	-	2	-	-	1	1	15
BRN	-	1	-	-	1	1	-	-	1	14
COL	-	1	1	-	-	-	-	-	2	13
ARG	-	1	-	-	-	1	1	1	1	13
ISL	-	-	1	-	1	-	1	-	1	12
LAT	-	-	-	1	-	-	1	3	0	10
SYR	1	-	-	-	-	-	-	-	1	8
TUN	1	-	-	-	-	-	-	-	1	8
TPE	-	-	1	-	-	-	1	-	1	8
SUI	-	-	-	-	1	1	-	1	0	8
CHI	-	1	-	-	-	-	-	-	1	7
SRI	-	1	-	-	-	-	-	-	1	7
BOT	-	-	-	1	-	-	-	1	0	6
CIV	-	-	-	-	-	1	1	-	0	5
GHA	-	-	-	-	-	1	1	-	0	5
TTO	-	-	-	-	-	1	1	-	0	5
SLE	-	-	-	-	1	-	-	-	0	4
SUD	-	-	-	-	1	-	-	-	0	4
PRK	-	-	-	-	-	1	-	1	0	4
SVK	-	-	-	-	-	1	-	1	0	4
BDI	-	-	-	-	-	1	-	-	0	3
ISR	-	-	-	-	-	1	-	-	0	3
SRB <sup>4</sup> (SCG)	-	-	-	-	-	1	-	-	0	3
LUX	-	-	-	-	-	-	1	-	0	2
UZB	-	-	-	-	-	-	1	-	0	2
CAY	-	-	-	-	-	-	-	1	0	1
KOR	-	-	-	-	-	-	-	1=	0	0.5
<b>Totals</b>	<b>284</b>	<b>281+6=</b>	<b>279+4=</b>	<b>281+2=</b>	<b>278+10=</b>	<b>271+12=</b>	<b>248+6=</b>	<b>233+9=</b>	<b>854</b>	<b>10109</b>

1. Breakdown of German placings

COUNTRY	1st	2nd	3rd	4th	5th	6th	7th	8th	MEDALS	POINTS
GER	24	22	22	22	17+1=	9+1=	13+1=	10	68	726.5
GDR	10	15	16	16	17+1=	19	15	12	41	531
FRG	8	6	5	3	8+1=	7	10	4	19	231.5
<b>Totals</b>	<b>42</b>	<b>43</b>	<b>43</b>	<b>41</b>	<b>42+3=</b>	<b>35+1=</b>	<b>38+1=</b>	<b>26</b>	<b>128</b>	<b>1489</b>

2. Breakdown of USSR (-1988) and Unified Team (1992) placings with relay points divided by four


RUS	24.25	20+1=	23.25	16	15	9	4+1=	14	68.5	670.5
UKR	7.5	3	5.5	9	4	3	2	1	16	189
BLR	0.25	2	-	4.5	3	2	2	-	2.25	60.5
LTU	-	2	1	1	1	-	1	-	3	31
GEO	-	1	3	0.25	-	-	1	-	4	28.25
AZE	-	-	1	1	1	-	-	-	1	15
KGZ	1	-	-	-	1	-	-	-	1	12
LAT	1	-	0.25	0.25	-	-	-	-	1.25	10.75
KAZ	-	-	1	-	-	-	-	-	1	6
MDA	-	-	-	1	-	-	-	-	0	5
EST	-	-	-	-	-	1	-	-	0	3
UZB	-	-	-	-	-	1	-	-	0	3
<b>Totals</b>	<b>34</b>	<b>28+1=</b>	<b>35</b>	<b>33</b>	<b>25</b>	<b>16</b>	<b>10+1=</b>	<b>15</b>	<b>98</b>	<b>1034</b>

3. Breakdown of Czechoslovakian placings

CZE	3	2	1	3	2	4	3	2+1=	6	87.5
SVK	-	-	1	1	-	1	-	1	1	15
<b>Totals</b>	<b>3</b>	<b>2</b>	<b>2</b>	<b>4</b>	<b>2</b>	<b>5</b>	<b>3</b>	<b>3+1=</b>	<b>7</b>	<b>102.5</b>

4. Breakdown of Yugoslavian placings 1924-1988; thereafter all placings are now attributed to Serbia

SLO	-	-	-	-	2	1	1	1	0	14
CRO	-	-	-	1	1	-	-	-	0	9
SRB	-	-	-	-	-	-	3	-	0	6
<b>Totals</b>	<b>-</b>	<b>-</b>	<b>-</b>	<b>1</b>	<b>3</b>	<b>1</b>	<b>4</b>	<b>1</b>	<b>0</b>	<b>29</b>



1896	Gold	Silver	Bronze	4th	5th	6th	7th	8th	Medals	Points	1904	Gold	Silver	Bronze	4th	5th	6th	7th	8th	Medals	Points
------	------	--------	--------	-----	-----	-----	-----	-----	--------	--------	------	------	--------	--------	-----	-----	-----	-----	-----	--------	--------

## PLACING TABLES BY GAMES

### Athens 1896

	Gold	Silver	Bronze	4th	5th	6th	7th	8th	Medals	Points
USA	9	4+2=	1	1	-	-	-	-	16	124
GRE	1	3	4+2=	2	4	2	2	2	10	102
GER	-	1	-	2	2	-	-	-	1	25
HUN	-	1	2	1	-	-	-	-	3	24
GBR	-	1	1	1	-	-	-	-	2	18
AUS	2	-	-	-	-	-	-	-	2	16
FRA	-	1	1	-	-	-	-	-	2	13
DEN	-	-	-	1	-	-	-	-	0	5
SWE	-	-	-	1	-	-	-	-	0	5
<b>Totals</b>	<b>12</b>	<b>11+2=</b>	<b>9+2=</b>	<b>9</b>	<b>6</b>	<b>2</b>	<b>2</b>	<b>2</b>	<b>36</b>	<b>332</b>

### Paris 1900

	Gold	Silver	Bronze	4th	5th	6th	7th	8th	Medals	Points
USA	16	13	10	7	1	3	2	1	39	332
FRA	1	4	2	5+1=	2	1	1	-	7	90
GBR <sup>1</sup>	3.8	5	2	1	-	-	-	-	10.8	82.4
SWE	-	-	1	1+2=	1	2	1	2+1=	1	33.5
HUN	1	-	1	1+1=	2	-	1	-	2	33
CAN	1	-	1	-	1	-	1	-	2	20
AUS	0.2	-	3	-	-	-	-	-	3.2	19.6
GER	-	-	-	1=	-	2	-	1	0	11
DEN	-	-	1	-	1	-	-	1=	1	10.5
NOR	-	-	1	1=	-	-	-	-	1	10
GRE	-	-	-	1	1	-	-	-	0	9
BOH	-	1	-	-	-	-	-	-	1	7
AUT	-	-	-	-	1	1	-	-	0	7
<b>Totals</b>	<b>23</b>	<b>23</b>	<b>22</b>	<b>16+6=</b>	<b>10</b>	<b>9</b>	<b>6</b>	<b>4+2=</b>	<b>68</b>	<b>665</b>

1. Breakdown of combined Great Britain & Ireland team placings

IRL	-	1	1	1	-	-	-	-	2	18
GBR	3.8	4	1	-	-	-	-	-	8.8	66.4
<b>Totals</b>	<b>3.8</b>	<b>5</b>	<b>2</b>	<b>1</b>	<b>-</b>	<b>-</b>	<b>-</b>	<b>-</b>	<b>10.8</b>	<b>82.4</b>

Norman Pritchard (GBR)

Opinion is divided about the affiliation about this athlete who won two silver medals in 1900. In these tables he is shown as British but several historians feel he represented India, in which case two silvers and 14 points should be subtracted from the British totals and added to those of India

### St Louis 1904

	Gold	Silver	Bronze	4th	5th	6th	7th	8th	Medals	Points
USA	22	21.8	21	20	13	14	4	2	64.8	658.6
GBR	1	1	-	1	-	-	-	-	2	20
GER	-	-	1	-	2	-	1	-	1	16
CAN	1	-	-	-	-	1	-	-	1	11
GRE	-	-	1	-	1	-	-	-	1	10
HUN	-	-	-	1	1	-	-	-	0	9
FRA	-	1.2	-	-	-	-	-	-	1.2	8.4
CUB	-	-	-	1	-	-	-	-	0	5
<b>Totals</b>	<b>24</b>	<b>24</b>	<b>23</b>	<b>23</b>	<b>17</b>	<b>15</b>	<b>5</b>	<b>2</b>	<b>71</b>	<b>738</b>

### Athens 1906

	Gold	Silver	Bronze	4th	5th	6th	7th	8th	Medals	Points
USA	11	4+2=	5+1=	5	4	5	1	-	23	221.5
SWE	2	4	5	5	3	2+1=	1	-	11	121.5
GRE	1	2	3+1=	3	5+2=	2	3+1=	1	7	99
GBR <sup>1</sup>	3	5	1	1	1	-	1	-	9	76
HUN	1	3	1	-	2+1=	1	1	1	5	51
FIN	1	-	1	1	1+1=	-	-	-	2	25
FRA	1	-	-	1	2	-	-	2	1	23
AUS	-	-	2	1	-	2	-	-	2	23
CAN	1	1	-	-	-	-	1	-	2	17
NOR	-	-	-	1	1=	1+1=	1	1	0	15.5
BEL	-	1=	-	1	-	-	-	-	1	11
GER	-	1	-	-	-	-	1=	2	1	10.5
RSA	-	-	1	-	-	-	-	-	1	6

BOH	-	-	-	-	-	1	1	-	0	5
ITA	-	-	-	-	1	-	-	-	0	4
<b>Totals</b>	<b>21</b>	<b>20+3=</b>	<b>19+2=</b>	<b>19</b>	<b>19+5=</b>	<b>14+2=</b>	<b>10+2=</b>	<b>7</b>	<b>65</b>	<b>709</b>

1. Breakdown of combined Great Britain & Ireland team placings:

GBR	1	2	1	1	1	-	1	-	4	39
IRL	2	3	-	-	-	-	-	-	5	37
<b>Totals</b>	<b>3</b>	<b>5</b>	<b>1</b>	<b>1</b>	<b>1</b>	<b>-</b>	<b>1</b>	<b>-</b>	<b>9</b>	<b>76</b>

### London 1908

	Gold	Silver	Bronze	4th	5th	6th	7th	8th	Medals	Points
USA	14+2=	9+1=	7+1=	8	4+3=	6+3=	2	4+1=	34	343.2
GBR <sup>1</sup>	7	6+1=	3	5	6	1	-	1+1=	17	175.2
CAN	1	1	3+1=	3	1	3	2	-	6	70
SWE	2	-	2+1=	-	2	-	2	2	5	47
GRE	-	2+1=	-	1	1	1+1=	-	-	3	35
FIN	-	-	1	2	1	2	2	2	1	32
HUN	-	1=	1	1	-	-	3	1	2	24
RSA	1	1	-	1	-	-	-	-	2	20
NOR	-	1	2	-	-	-	-	1=	3	19.2
FRA	-	1=	1	-	2=	-	-	1	2	19
GER	-	1	1	-	-	-	1	1=	2	15.2
NZL <sup>2</sup>	-	-	1	-	1	-	-	-	1	10
ITA	-	1	-	-	-	-	-	-	1	7
DEN	-	-	-	-	-	1	-	1=	0	3.2
BEL	-	-	-	-	-	-	-	1=	0	0.2
<b>Totals</b>	<b>25+2=</b>	<b>22+5=</b>	<b>22+3=</b>	<b>21</b>	<b>16+5=</b>	<b>14+4=</b>	<b>12</b>	<b>11+6=</b>	<b>79</b>	<b>820</b>

1. Breakdown of combined Great Britain & Ireland team placings

IRL	1	1+1=	-	-	1	-	-	1	3	26
GBR	6	5	3	5	5	1	-	1+1=	14	149.2
Teams	7	6+1=	3	5	6	1	-	1+1=	17	175.2

2. Australasian team but all these places achieved by New Zealanders

### Stockholm 1912

	Gold	Silver	Bronze	4th	5th	6th	7th	8th	Medals	Points
USA	16	12+2=	11	9+5=	11+1=	4+2=	6	3+3=	41	437.5
SWE	4	5	5	4+2=	4+1=	5	7	6	14	179.5
FIN	6	4	3	4	1	3	1	1	13	130
GBR <sup>1</sup>	2	1	5	-	1	2	-	1	8	64
CAN	1	2	1	2+1=	1	-	-	1	4	47
NOR	1	-	-	2	1	1	2	1	1	30
GER	-	2	-	1	-	1	-	2	2	24
RSA	1	1	-	1	-	-	-	1	2	21
FRA	-	2	-	-	-	-	-	1	2	15
GRE	1	-	1	-	-	-	-	-	2	14
HUN	-	-	1	-	-	1	1	-	1	11
ITA	-	-	1	-	1	-	-	-	1	10
DEN	-	-	-	1	1	-	-	-	0	9
AUT	-	-	-	-	1	-	-	-	0	4
TUR	-	-	-	-	-	-	1	-	0	2
<b>Totals</b>	<b>32</b>	<b>29+2=</b>	<b>28</b>	<b>24+8=</b>	<b>22+2=</b>	<b>17+2=</b>	<b>18</b>	<b>17+3=</b>	<b>91</b>	<b>998</b>

1. Breakdown of combined Great Britain & Ireland team placings:

IRL	-	-	-	-	-	1	-	-	0	3
GBR	2	1	5	-	1	1	-	1	8	61
<b>Totals</b>	<b>2</b>	<b>1</b>	<b>5</b>	<b>-</b>	<b>1</b>	<b>2</b>	<b>-</b>	<b>1</b>	<b>8</b>	<b>64</b>

Jim Thorpe (USA)

After winning the 1912 Pentathlon and Decathlon, Thorpe was disqualified for having infringed his amateur status. He was re-instated, posthumously, in 1983 and declared the co-winner of those events along with the men who were promoted after his disqualification; Ferdinand Bie (NOR) and Hugo Wieslander (SWE). Therefore, in these two events two golds, one silver and one bronze medals have been counted here

### Antwerp 1920

	Gold	Silver	Bronze	4th	5th	6th	7th	8th	Medals	Points
USA	9	12	8	10	8	7	7	6	29	327
SWE	1	3	10	5	7	4	3+1=	3	14	164.5

1920	1st	2nd	3rd	4th	5th	6th	7th	8th	Medals	Points	1928	1st	2nd	3rd	4th	5th	6th	7th	8th	Medals	Points
FIN	9	4	3	2	1	3	2	2	16	147	TCH	-	-	-	-	-	-	-	1	0	1
GBR	4	4	4	3	5	4	1	2	12	135	<b>Totals</b>	<b>27</b>	<b>27</b>	<b>27</b>	<b>27</b>	<b>26</b>	<b>25</b>	<b>17+4=</b>	<b>17</b>	<b>81</b>	<b>935</b>
FRA	1	2	1	2	2	2	1=	2	4	55.5	<b>Men Gold Silver Bronze</b>	<b>4th</b>	<b>5th</b>	<b>6th</b>	<b>7th</b>	<b>8th</b>	<b>Medals</b>	<b>Points</b>			
ITA	2	-	2	1	1	-	2	-	4	41	USA	8	6	7	6	7	3	4+1=	1	21	224.8
RSA	1	1	1	2	-	2	-	-	3	37	FIN	5	5	4	1	2	4	2	2	14	130
DEN	-	1	-	-	1	2	2	1	1	22	GER	-	2	5	2	3	2	2	-	7	76
NOR	1	-	-	-	2	-	-	1	1	17	SWE	1	2	2	4	1	2	1	2	5	68
BEL	-	-	-	1	-	2	2	1	0	16	GBR	2	2	1	1	4	1	-	2	5	62
EST	-	1	-	-	1	1	-	1	1	15	CAN	2	1	1	2	1	-	-	-	4	43
CAN	1	-	-	1	-	-	-	-	1	13	FRA	1	1	1	1	1	3	2=	1	3	41.5
NZL	-	-	-	1	1	-	-	-	0	9	JPN	1	-	-	2	-	3	1=	-	1	27.8
AUS	-	1	-	-	-	-	-	-	1	7	RSA	1	-	-	-	2	-	-	-	1	16
TCH	-	-	-	1	-	-	-	-	0	5	NOR	-	-	1	1	-	-	-	1	1	12
LUX	-	-	-	-	-	1	-	-	0	3	HUN	-	1	-	-	-	-	-	2	1	9
NED	-	-	-	-	-	-	1	-	0	2	IRL	1	-	-	-	-	-	-	1	1	8
<b>Totals</b>	<b>29</b>	<b>29</b>	<b>29</b>	<b>29</b>	<b>29</b>	<b>28</b>	<b>20+2=</b>	<b>19</b>	<b>87</b>	<b>1016</b>	CHI	-	1	-	-	-	-	-	1	1	8

1. Breakdown of combined Great Britain &amp; Ireland team placings:

GBR	4	4	4	3	5	5	1	2	12	138
IRL	-	-	-	-	1	-	-	-	0	4
<b>Totals</b>	<b>4</b>	<b>4</b>	<b>4</b>	<b>3</b>	<b>6</b>	<b>5</b>	<b>1</b>	<b>2</b>	<b>12</b>	<b>142</b>

### Paris 1924

	Gold	Silver	Bronze	4th	5th	6th	7th	8th	Medals	Points
USA	12	10	10	6	9	7	5	3	32	326
FIN	10	5	2	9	2	2	3	3	17	195
GBR	3	3	5	3	2	6	-	-	11	116
SWE	-	3	2	1	2	2	2	5	5	61
FRA	-	-	3	2	4	-	4	1	3	53
ITA	1	1	-	1	-	1	3	1	2	30
SUI	-	2	-	-	1	1	-	-	2	21
RSA	-	1	1	-	1	-	-	1=	2	17.5
HUN	-	1	-	1	1	-	-	-	1	16
CAN	-	-	-	2	1	-	-	1	0	15
NOR	-	-	1	-	1	-	-	1+1=	1	11.5
AUS	1	-	-	-	-	-	-	-	1	8
ARG	-	1	-	-	-	-	-	-	1	7
NED	-	-	1	-	-	-	-	1	1	7
EST	-	-	1	-	-	-	-	-	1	6
NZL	-	-	1	-	-	-	-	-	1	6
DEN	-	-	-	1	-	-	-	-	0	5
CHI	-	-	-	-	-	1	-	-	0	3
JPN	-	-	-	-	-	1	-	-	0	3
BEL	-	-	-	-	-	-	1	-	0	2
<b>Totals</b>	<b>27</b>	<b>27</b>	<b>27</b>	<b>26</b>	<b>24</b>	<b>21</b>	<b>18</b>	<b>16+2=</b>	<b>81</b>	<b>909</b>

### Amsterdam 1928

Overall	Gold	Silver	Bronze	4th	5th	6th	7th	8th	Medals	Points
USA	9	8	8	7	7	4	5+1=	2	25	263.8
FIN	5	5	4	1	2	4	2	2	14	130
GER	1	2	6	4	4	3	4	-	9	111
CAN	4	2	2	3	2	-	-	-	8	81
SWE	1	2	4	4	1	2	1	2	7	80
GBR	2	2	1	1	4	1	-	2	5	62
FRA	1	1	1	2	1	3	2=	1	3	46.5
JPN	1	1	-	2	-	3	1=	-	2	34.8
RSA	1	-	-	-	3	-	-	-	1	20
NED	-	1	-	-	1	1	1	-	1	16
NOR	-	-	1	1	-	-	-	1	1	12
ITA	-	-	-	1	-	2	-	-	0	11
POL	1	-	-	-	-	-	-	2	1	10
HUN	-	1	-	-	-	-	-	2	1	9
IRL	1	-	-	-	-	-	-	-	1	8
CHI	-	1	-	-	-	-	-	1	1	8
HAI	-	1	-	-	-	-	-	-	1	7
SUI	-	-	-	-	1	1	-	-	0	7
PHI	-	-	-	1	-	-	-	-	0	5
AUT	-	-	-	-	-	1	1	-	0	5
ARG	-	-	-	-	-	-	1	-	0	2
LAT	-	-	-	-	-	-	1	-	0	2
NZL	-	-	-	-	-	-	1	-	0	2
EST	-	-	-	-	-	-	-	1	0	1

Women	Gold	Silver	Bronze	4th	5th	6th	7th	8th	Medals	Points
USA	1	2	1	1	-	1	1	1	4	39
CAN	2	1	1	1	1	-	-	-	4	38
GER	1	-	1	2	1	1	2	-	2	35
SWE	-	-	2	-	-	-	-	-	2	12
NED	-	1	-	-	1	-	-	-	1	11
POL	1	-	-	-	-	-	-	2	1	10
JPN	-	1	-	-	-	-	-	-	1	7
FRA	-	-	-	1	-	-	-	-	0	5
RSA	-	-	-	-	1	-	-	-	0	4
AUT	-	-	-	-	-	1	-	-	0	3
ITA	-	-	-	-	-	1	-	-	0	3
<b>Totals</b>	<b>5</b>	<b>5</b>	<b>5</b>	<b>5</b>	<b>4</b>	<b>4</b>	<b>3</b>	<b>3</b>	<b>15</b>	<b>167</b>

### Los Angeles 1932

Overall	Gold	Silver	Bronze	4th	5th	6th	7th	8th	Medals	Points
USA	16	13	6	8	7	8	4	6	35	361
GER	-	2	3	7	3	4	1	1	5	94
FIN	3	4	4	1	1	1	1	-	11	90
GBR	2	4	2	2	4	1	2	-	8	89
JPN	1	1	2	1	5	4	1+1=	3	4	70.5
CAN	1	3	5	1	-	1	-	1	9	68
ITA	1	-	2	-	2	1	1	1	3	34
SWE	-	1	-	2	2	2	1	-	1	33
POL	2	-	1	-	-	1	1+1=	-	3	28.5
IRL	2	-	-	1	-	-	-	1	2	22
RSA	-	-	1	1	2	1	-	-	1	22
ARG	1	-	-	-	1	1	1	-	1	17
FRA	-	-	1	1	-	-	1	1	1	14
NED	-	-	-	2	1	-	-	-	0	14
NZL	-	-	-	2	-	-	1	-	0	12
HUN	-	-	-	-	1	1	-	1	0	8
LAT	-	1	-	-	-	-	-	-	1	7
TCH	-	-	1	-	-	-	-	-	1	7
PHI	-	-	1	-	-	-	-	-	1	6
BRA	-	-	-	-	-	1	-	1	0	4
MEX	-	-	-	-	-	-	2	-	0	4
AUS	-	-	-	-	-	1	-	-	0	3
GRE	-	-	-	-	-	-	1	-	0	2
<b>Totals</b>	<b>29</b>	<b>29</b>	<b>29</b>	<b>29</b>	<b>29</b>	<b>28</b>	<b>18+2=</b>	<b>17</b>	<b>87</b>	<b>1010</b>

Men	Gold	Silver	Bronze	4th	5th	6th	7th	8th	Medals	Points
USA	11	10	5	7	6	5	4	6	26	276
FIN	3	4	4	1	1	1	1	-	11	90
GBR	2	4	1	2	2	1	2	-	7	75

1932	Gold	Silver	Bronze	4th	5th	6th	7th	8th	Medals	Points	1936	Gold	Silver	Bronze	4th	5th	6th	7th	8th	Medals	Points
GER	-	1	2	5	2	3	-	-	3	61	ARG	-	-	-	1	-	1	1	-	0	10
JPN	1	1	2	-	4	4	1=	1	4	57.5	NOR	-	-	-	1	1	-	-	-	0	9
CAN	1	1	4	1	-	-	-	1	6	45	NZL	1	-	-	-	-	-	-	-	1	8
ITA	1	-	2	-	2	1	1	1	3	34	LAT	-	-	1	-	-	-	1	-	1	8
SWE	-	1	-	2	2	2	1	-	1	33	TCH	-	-	-	1	-	1=	1	-	0	7.5
IRL	2	-	-	1	-	-	-	1	2	22	HUN	-	-	-	-	-	1+2=	1	1	0	7.1
ARG	1	-	-	-	1	1	1	-	1	17	AUS	-	-	1	-	-	-	-	1	1	7
FRA	-	-	1	1	-	-	1	1	1	14	PHI	-	-	1	-	-	-	-	-	1	6
NZL	-	-	-	2	-	-	-	1	0	12	GRE	-	-	-	-	-	2	-	-	0	6
RSA	-	-	-	1	1	1	-	-	0	12	BRA	-	-	-	-	1	-	-	-	0	4
POL	1	-	-	-	-	-	1+1=	-	1	11.5	RSA	-	-	-	-	-	1	-	1	0	4
HUN	-	-	-	-	1	1	-	1	0	8	FRA	-	-	-	-	-	-	-	3	0	3
LAT	-	1	-	-	-	-	-	-	1	7	EST	-	-	-	-	-	-	-	2	0	2
TCH	-	-	1	-	-	-	-	1	1	7	AUT	-	-	-	-	-	2=	-	-	0	1.1
PHI	-	-	1	-	-	-	-	-	1	6	<b>Totals</b>	<b>23</b>	<b>23</b>	<b>23</b>	<b>22+2=</b>	<b>22</b>	<b>20+15=</b>	<b>14</b>	<b>14</b>	<b>69</b>	<b>804</b>
NED	-	-	-	-	1	-	-	-	0	4	<b>Women</b>	<b>Gold</b>	<b>Silver</b>	<b>Bronze</b>	<b>4th</b>	<b>5th</b>	<b>6th</b>	<b>7th</b>	<b>8th</b>	<b>Medals</b>	<b>Points</b>
BRA	-	-	-	-	-	1	-	1	0	4	GER	2	2	3	1	-	3	-	-	7	62
AUS	-	-	-	-	-	1	-	-	0	3	USA	2	-	-	-	1+1=	-	1	1+2=	2	26.4
GRE	-	-	-	-	-	-	1	-	0	2	POL	-	2	1	-	-	-	-	-	3	20
MEX	-	-	-	-	-	-	1	-	0	2	ITA	1	-	-	2	-	-	-	-	1	18
<b>Totals</b>	<b>23</b>	<b>23</b>	<b>23</b>	<b>23</b>	<b>23</b>	<b>22</b>	<b>15+2=</b>	<b>14</b>	<b>69</b>	<b>803</b>	GBR	-	2	-	-	-	-	-	1=	2	14.2
<b>Women</b>	<b>Gold</b>	<b>Silver</b>	<b>Bronze</b>	<b>4th</b>	<b>5th</b>	<b>6th</b>	<b>7th</b>	<b>8th</b>	<b>Medals</b>	<b>Points</b>	NED	-	-	-	-	2+1=	-	1	1	0	14
USA	5	3	1	1	1	3	-	-	9	85	JPN	-	-	-	1	2	-	-	-	0	13
GER	-	1	1	2	1	1	1	1	2	33	CAN	-	-	2	-	-	-	-	1=	2	12.2
CAN	-	2	1	-	-	1	-	-	3	23	HUN	1	-	-	-	-	-	-	-	1	8
POL	1	-	1	-	-	1	-	-	2	17	AUT	-	-	-	1	-	-	-	1=	0	5.2
GBR	-	-	1	-	2	-	-	-	1	14	FRA	-	-	-	1	-	-	-	-	0	5
JPN	-	-	-	1	1	-	1	2	0	13	SWE	-	-	-	-	-	1	-	-	0	3
RSA	-	-	1	-	1	-	-	-	1	10	AUS	-	-	-	-	1=	-	-	-	0	3
NED	-	-	-	2	-	-	-	-	0	10	<b>Totals</b>	<b>6</b>	<b>6</b>	<b>6</b>	<b>6</b>	<b>5+3=</b>	<b>4</b>	<b>2</b>	<b>2+5=</b>	<b>18</b>	<b>204</b>
MEX	-	-	-	-	-	-	1	-	0	2											
<b>Totals</b>	<b>6</b>	<b>6</b>	<b>6</b>	<b>6</b>	<b>6</b>	<b>6</b>	<b>3</b>	<b>3</b>	<b>18</b>	<b>207</b>											

**Berlin 1936**

Overall	Gold	Silver	Bronze	4th	5th	6th	7th	8th	Medals	Points
USA	14	7	4	5	7+1=	5	2	5+2	25	265.4
GER	5	4	7	3+1=	2	4+1=	3	1	16	158
FIN	3	5	2	4	2	1+1=	-	-	10	103.5
JPN	2	2	3	3	3	1+3=	-	-	7	81.5
GBR	2	5	-	1	2	1+1=	1	1=	7	69.7
CAN	-	1	3	1	4	2+1=	-	1=	4	52.7
ITA	1	2	2	2+1=	-	1=	1	-	5	51.0
SWE	-	-	2	2	1	3+1=	2	1	2	40.5
NED	-	-	2	-	3+1=	1	1	1	2	33
POL	-	2	1	1	1	1=	1	-	3	31.5
SUI	-	1	-	1	-	1	1	-	1	17
HUN	1	-	-	-	-	1+2=	1	1	1	15.1
AUS	-	-	1	-	1=	-	-	1	1	10
ARG	-	-	-	1	-	1	1	-	0	10
NOR	-	-	-	1	1	-	-	-	0	9
NZL	1	-	-	-	-	-	-	-	1	8
LAT	-	-	1	-	-	-	1	-	1	8
FRA	-	-	-	1	-	-	-	3	0	8
TCH	-	-	-	1	-	1=	1	-	0	7.5
AUT	-	-	-	1	-	2=	-	1=	0	6.3
PHI	-	-	1	-	-	-	-	-	1	6
GRE	-	-	-	-	-	2	-	-	0	6
BRA	-	-	-	-	1	-	-	-	0	4
RSA	-	-	-	-	-	1	-	1	0	4
EST	-	-	-	-	-	-	-	2	0	2
<b>Totals</b>	<b>29</b>	<b>29</b>	<b>29</b>	<b>28+2=</b>	<b>27+3=</b>	<b>24+15=</b>	<b>16</b>	<b>16+5=</b>	<b>87</b>	<b>1008</b>

Men	Gold	Silver	Bronze	4th	5th	6th	7th	8th	Medals	Points
USA	12	7	4	5	6	5	1	4	23	239
FIN	3	5	2	4	2	1+1=	-	-	10	103.5
GER	3	2	4	2+1=	2	1+1=	3	1	9	96
JPN	2	2	3	2	1	1+3=	-	-	7	68.5
GBR	2	3	-	1	2	1+1=	1	-	5	55.5
CAN	-	1	1	1	4	2+1=	-	-	2	40.5
SWE	-	-	2	2	1	2+1=	2	1	2	37.5
ITA	-	2	2	1=	-	1=	1	-	4	33.0
NED	-	-	2	-	1	1	-	-	2	19
SUI	-	1	-	1	-	1	1	-	1	17
POL	-	-	-	1	1	1=	1	-	-	11.5

**London 1948**

Overall	Gold	Silver	Bronze	4th	5th	6th	7th	8th	Medals	Points
USA	12	5	10	7	2	5	2	2	27	255
SWE	5	3	5	1	7	3	3+1=	1	13	141.5
GBR	-	6	1	3	4	3	3+1=	4	7	99.5
FRA	2	3	3	3	2	3	2	2	8	93
NED	4	-	2	1	2	3	-	1	6	67
AUS	1	3	2	1	2	1	2	-	6	61
FIN	1	2	-	2	2	3	2+1=	1	3	55.5
ITA	1	3	1	-	-	1	1	1	5	41
JAM	1	2	-	1+1=	-	3	-	-	3	40.5
NOR	-	1	-	4	1	-	-	2	1	33
HUN	2	-	1	1	1	-	-	-	3	31
AUT	1	-	1	-	2	2	1	1	2	31
ARG	1	1	-	2	1	-	-	1	2	30
TCH	1	1	-	1	1	1	1	1	2	30
CAN	-	-	1	1+1=	2	1	-	-	1	26.5
DEN	-	-	1	1	1	-	-	1	1	16
SUI	-	1	1	-	-	-	1=	-	2	14.5
BEL	1	-	1	-	-	-	-	-	2	14
YUG	-	1	-	-	-	1	2	-	1	14
PAN	-	-	2	-	-	-	-	-	2	12
RSA	-	-	-	1	-	2	-	-	0	11
POL	-	-	-	2	-	-	-	-	0	10
SRI	-	1	-	-	-	-	-	-	1	7
TUR	-	-	1	-	-	-	-	-	1	6
BRA	-	-	-	-	1	-	-	1	0	5
GRE	-	-	-	-	-	-	1	-	0	2
ESP	-	-	-	-	-	-	-	1	0	1
<b>Totals</b>	<b>33</b>	<b>33</b>	<b>33</b>	<b>32+2=</b>	<b>31</b>	<b>32</b>	<b>20+4=</b>	<b>20</b>	<b>99</b>	<b>1148</b>

Men	Gold	Silver	Bronze	4th	5th	6th	7th	8th	Medals	Points
USA	11	5	9	6	2	5	2	2	25	236
SWE	5	3	4	1	7	3	2+1=	1	12	133.5
GBR	-	2	1	2	3	2	3+1=	2	3	57.5
FRA	-	3	1	1	2	3	2	1	4	54
FIN	1	1	-	2	2	3	2+1=	1	2	48.5
AUS	1	2	-	-	2	1	1	-	3	35
NOR	-	1	-	4	1	-	-	2	1	33
JAM	1	2	-	1	-	1	-	-	3	30
ITA	1	1	1	-	-	1	1	1	3	27
HUN	1	-	1	1	1	-	-	-	2	23
ARG	1	-	-	2	1	-	-	-	1	22

1948	Gold	Silver	Bronze	4th	5th	6th	7th	8th	Medals	Points	1952	Gold	Silver	Bronze	4th	5th	6th	7th	8th	Medals	Points
TCH	1	1	-	1	-	-	-	1	2	21	GEO	-	0.25	2	0.25	-	-	1	-	2.25	17
NED	-	-	2	-	-	1	-	-	2	15	BLR	-	-	-	1	-	-	1	-	0	7
SUI	-	1	1	-	-	-	1=	-	2	14.5	EST	-	-	1	-	-	-	-	-	1	6
BEL	1	-	1	-	-	-	-	-	2	14	KGZ	-	0.25	-	-	1	-	-	-	0.25	5.75
YUG	-	1	-	-	-	1	1	-	1	12	<b>Totals</b>	<b>2</b>	<b>8</b>	<b>7</b>	<b>9</b>	<b>3</b>	<b>6</b>	<b>3+1=</b>	<b>2</b>	<b>17</b>	<b>198.5</b>
PAN	-	-	2	-	-	-	-	-	2	12	<b>Men</b>	<b>Gold</b>	<b>Silver</b>	<b>Bronze</b>	<b>4th</b>	<b>5th</b>	<b>6th</b>	<b>7th</b>	<b>8th</b>	<b>Medals</b>	<b>Points</b>
RSA	-	-	-	1	-	1	-	-	0	8	USA	14	10	6	3	-	1	2	-	30	240
SRI	-	1	-	-	-	-	-	-	1	7	URS <sup>1</sup>	-	4	2	6	3	5	3	2	6	105
CAN	-	-	-	-	1	1	-	-	0	7	GBR	-	-	2	5	7	1	1	1	2	71
TUR	-	-	1	-	-	-	-	-	1	6	GER	-	1	4	1	1	4	-	2	5	54
DEN	-	-	-	1	-	-	-	1	0	6	SWE	1	-	2	1	2	2	5	4	3	53
POL	-	-	-	1	-	-	-	-	0	5	JAM	2	3	-	-	2	-	-	-	5	45
BRA	-	-	-	-	1	-	-	1	0	5	HUN	1	-	4	-	1	-	2	-	5	40
GRE	-	-	-	-	-	-	1	-	0	2	TCH <sup>CZE 3</sup>	1	-	1	-	1	-	-	-	4	39
AUT	-	-	-	-	-	-	-	1	0	1	FRA	-	2	-	1	2	1	1	1	2	33
ESP	-	-	-	-	-	-	-	1	0	1	FIN	-	-	1	2	3	-	-	2	1	30
<b>Totals</b>	<b>24</b>	<b>24</b>	<b>24</b>	<b>24</b>	<b>23</b>	<b>23</b>	<b>15+4=</b>	<b>15</b>	<b>72</b>	<b>836</b>	BRA	1	-	1	1	-	-	1	-	2	21
<b>Women</b>	<b>Gold</b>	<b>Silver</b>	<b>Bronze</b>	<b>4th</b>	<b>5th</b>	<b>6th</b>	<b>7th</b>	<b>8th</b>	<b>Medals</b>	<b>Points</b>	ITA	1	1	-	-	-	1	-	2	2	20
NED	4	-	-	1	2	2	-	1	4	52	ARG	-	1	-	-	-	2	-	-	1	13
GBR	-	4	-	1	1	1	-	2	4	42	AUS	-	-	-	-	1	3	-	-	0	13
FRA	2	-	2	2	-	-	-	1	4	39	LUX	1	-	-	-	-	-	-	-	1	8
AUT	1	-	1	-	2	2	1	-	2	30	NOR	-	-	-	-	1	-	-	1	2	8
AUS	-	1	2	1	-	-	1	-	3	26	SUI	-	1	-	-	-	-	-	-	1	7
CAN	-	-	1	1+1=	1	-	-	-	1	19.5	NZL	-	-	1	-	-	-	-	-	1	6
USA	1	-	1	1	-	-	-	-	2	19	VEN	-	-	1	-	-	-	-	-	1	6
ITA	-	2	-	-	-	-	-	-	2	14	JPN	-	-	-	-	-	2	-	-	0	6
JAM	-	-	-	1=	-	2	-	-	0	10.5	ROU	-	-	-	-	-	1	1	1	0	6
DEN	-	-	1	-	1	-	-	-	1	10	CAN	-	-	-	1	-	-	-	-	0	5
TCH	-	-	-	-	1	1	1	-	0	9	DEN	-	-	-	1	-	-	-	-	0	5
HUN	1	-	-	-	-	-	-	-	1	8	KOR	-	-	-	1	-	-	-	-	0	5
ARG	-	1	-	-	-	-	-	1	1	8	YUG <sup>SRB</sup>	-	-	-	-	1	-	-	-	0	4
SWE	-	-	1	-	-	-	1	-	1	8	<b>Totals</b>	<b>24</b>	<b>24</b>	<b>24</b>	<b>24</b>	<b>24</b>	<b>24</b>	<b>17</b>	<b>17</b>	<b>72</b>	<b>843</b>
FIN	-	1	-	-	-	-	-	-	1	7	1. Breakdown of USSR placings with relay points divided by four:										
POL	-	-	-	1	-	-	-	-	0	5	RUS	-	3.5	1	3	1	4	-	1	4.5	62.5
RSA	-	-	-	-	-	1	-	-	0	3	UKR	-	-	-	2	1	1	1	1	0	20
YUG	-	-	-	-	-	-	1	-	0	2	BLR	-	-	-	1	-	-	1	-	0	7
<b>Totals</b>	<b>9</b>	<b>9</b>	<b>9</b>	<b>8+2=</b>	<b>8</b>	<b>9</b>	<b>5</b>	<b>5</b>	<b>27</b>	<b>312</b>	EST	-	-	1	-	-	-	-	-	1	6
<b>Helsinki 1952</b>											KGZ	-	0.25	-	-	1	-	-	-	0.25	5.75
Overall	Gold	Silver	Bronze	4th	5th	6th	7th	8th	Medals	Points	GEO	-	0.25	-	-	-	-	1	-	0.25	3.75
USA	15	10	6	3	-	2	3	-	31	253	<b>Totals</b>	<b>-</b>	<b>4</b>	<b>2</b>	<b>6</b>	<b>3</b>	<b>5</b>	<b>3</b>	<b>2</b>	<b>6</b>	<b>105</b>
URS <sup>1</sup>	2	8	7	9	3	6	3+1=	2	17	198.5	1. Breakdown of USSR placings with relay points divided by four:										
GBR	-	1	4	6	8	1	1+1=	1	5	100.5	RUS	2	4	3	2.5	-	1	1=	-	9	79
GER	-	3	5	3	4	5	-	3	8	100	GEO	-	-	2	0.25	-	-	-	-	2	13.25
AUS	3	-	1	2	2	3	-	1	4	58	UKR	-	-	-	0.25	-	-	-	-	0	1.25
SWE	1	-	2	1	2	2	5	4	3	53	<b>Totals</b>	<b>2</b>	<b>4</b>	<b>5</b>	<b>3</b>	<b>-</b>	<b>1</b>	<b>1=</b>	<b>-</b>	<b>11</b>	<b>93.5</b>
TCH <sup>CZE 4</sup>	1	-	-	1	1	1	-	-	5	51	<b>Melbourne 1956</b>										
JAM	2	3	-	-	2	-	-	-	5	45	Overall	Gold	Silver	Bronze	4th	5th	6th	7th	8th	Medals	Points
HUN	1	-	4	-	1	-	2	1	5	41	USA	16	10	5	8	1	2	1+1=	1	31	282.5
FRA	-	2	-	1	2	1	1	1	2	33	URS <sup>1</sup>	5	6+1=	9+1=	6	6	5	2	2	22	223
FIN	-	-	1	2	3	-	-	3	1	31	AUS	4	2	6	1	2	4	2+1=	2	12	114.5
BRA	1	-	1	1	-	-	1	-	2	21	1. Breakdown of USSR placings with relay points divided by four:										
ITA	1	1	-	-	-	1	-	-	2	20	RUS	2	4	3	2.5	-	1	1=	-	9	79
RSA	1	1	-	-	-	1	-	-	2	18	GEO	-	-	2	0.25	-	-	-	-	2	13.25
NZL	1	-	1	-	-	1	-	-	2	17	UKR	-	-	-	0.25	-	-	-	-	0	1.25
ARG	-	1	-	-	-	2	1	-	1	15	<b>Totals</b>	<b>2</b>	<b>4</b>	<b>5</b>	<b>3</b>	<b>-</b>	<b>1</b>	<b>1=</b>	<b>-</b>	<b>11</b>	<b>93.5</b>
NED	-	1	-	-	1	1	-	-	1	14	<b>Melbourne 1956</b>										
JPN	-	-	-	1	-	2	-	-	0	11	Overall	Gold	Silver	Bronze	4th	5th	6th	7th	8th	Medals	Points
DEN	-	-	-	1	1	-	-	-	0	9	USA	16	10	5	8	1	2	1+1=	1	31	282.5
ROU	-	-	-	-	-	2	1	1	0	9	URS <sup>1</sup>	5	6+1=	9+1=	6	6	5	2	2	22	223
LUX	1	-	-	-	-	-	-	-	1	8	AUS	4	2	6	1	2	4	2+1=	2	12	114.5
NOR	-	-	-	-	1	-	1	2	0	8	1. Breakdown of USSR placings with relay points divided by four:										
SUI	-	1	-	-	-	-	-	-	1	7	RUS	2	4	3	2.5	-	1	1=	-	9	79
AUT	-	-	-	-	1	1	-	-	0	7	GEO	-	-	2	0.25	-	-	-	-	2	13.25
VEN	-	-	1	-	-	-	-	-	1	6	UKR	-	-	-	0.25	-	-	-	-	0	1.25
YUG <sup>SRB</sup>	-	-	-	-	1	-	1	-	0	6	<b>Totals</b>	<b>2</b>	<b>4</b>	<b>5</b>	<b>3</b>	<b>-</b>	<b>1</b>	<b>1=</b>	<b>-</b>	<b>11</b>	<b>93.5</b>
CAN	-	-	-	1	-	-	-	-	0	5	<b>Melbourne 1956</b>										
KOR	-	-	-	1	-	-	-	-	0	5	Overall	Gold	Silver	Bronze	4th	5th	6th	7th	8th	Medals	Points
POL	-	-	-	-	-	-	1	-	0	2	USA	16	10	5	8	1	2	1+1=	1	31	282.5
<b>Totals</b>	<b>33</b>	<b>33</b>	<b>33</b>	<b>33</b>	<b>33</b>	<b>32</b>	<b>21+2=</b>	<b>21</b>	<b>99</b>	<b>1152</b>	URS <sup>1</sup>	5	6+1=	9+1=	6	6	5	2	2	22	223
1. Breakdown of USSR placings with relay points divided by four:											AUS	4	2	6	1	2	4	2+1=	2	12	114.5
RUS	2	7.5	4	5.5	1	5	1=	1	13.5	141.5	1. Breakdown of USSR placings with relay points divided by four:										
UKR	-	-	-	2.25	1	1	1	1	0	21.25	RUS	2	4	3	2.5	-	1	1=	-	9	79

1. Breakdown of USSR placings with relay points divided by four:  
RUS 2 7.5 4 5.5 1 5 1= 1 13.5 141.5  
UKR - - - 2.25 1 1 1 1 0 21.25

1. Breakdown of USSR placings with relay points divided by four:  
RUS 2 4 3 2.5 - 1 1= - 9 79  
GEO - - 2 0.25 - - - - 2 13.25  
UKR - - - 0.25 - - - - 0 1.25  
**Totals** **2** **4** **5** **3** **-** **1** **1=** **-** **11** **93.5**

1956	Gold	Silver	Bronze	4th	5th	6th	7th	8th	Medals	Points	1956	Gold	Silver	Bronze	4th	5th	6th	7th	8th	Medals	Points	
GER	-	5	2	5	2	3	1	1	7	92	BEL	-	-	-	-	-	-	1	-	0	2	
GBR	1	3+1=	2	1	6	2	1	5	7	89.5	KEN	-	-	-	-	-	-	1	-	0	2	
HUN	-	2	-	2	2	1	2	-	2	39	DEN	-	-	-	-	-	-	-	1	0	1	
POL	1	1	-	1	1	4	-	-	2	36	TPE	-	-	-	-	-	-	-	1	0	1	
SWE	-	-	1	3	2	1	-	1	1	33	<b>Totals</b>	<b>24</b>	<b>24</b>	<b>23+2=</b>	<b>23</b>	<b>24</b>	<b>23</b>	<b>16+2=</b>	<b>16</b>	<b>73</b>	<b>840</b>	
TCH CZE	1	-	1	1	1	2	1	1+1=	2	32.5	1. Breakdown of USSR placings with relay points divided by four:											
ITA	-	-	-	2	2	2	-	-	0	24	RUS	1	14.25+1=	2	4	2	1	2	7.25	82.25		
FIN	-	-	2+1=	-	-	-	2	-	3	21.5	UKR	2	-	1.25	-	-	1	1	-	3.25	28.75	
NOR	1	-	2	-	-	-	-	1	3	21	EST	-	-	1	1	-	-	-	-	1	11	
NZL	1	-	-	-	1	-	3	-	1	18	BLR	-	1	-	-	-	1	-	-	1	10	
YUG <sup>2</sup>	-	1	-	-	1	1	-	2	1	16	LTU	-	1	-	-	-	-	-	-	1	7	
FRA	1	-	-	-	1	-	1	-	1	14	AZE	-	0.25	-	-	-	-	-	-	0.25	1.75	
BRA	1	-	-	-	-	1	-	-	1	11	KGZ	-	0.25	-	-	-	-	-	-	0.25	1.75	
RSA	-	-	-	-	-	2	1	1=	0	8.5	<b>Totals</b>	<b>3</b>	<b>4</b>	<b>6+1=</b>	<b>3</b>	<b>4</b>	<b>4</b>	<b>2</b>	<b>2</b>	<b>14</b>	<b>142.5</b>	
IRL	1	-	-	-	-	-	-	-	1	8	2. Breakdown of Yugoslavian placings:											
TRI	-	-	-	1	-	1	-	-	0	8	SRB	-	1	-	-	-	-	-	-	1	7	
CAN	-	-	-	-	2	-	-	-	0	8	SLO	-	-	-	-	1	-	-	-	0	4	
CHI	-	1	-	-	-	-	-	-	1	7	CRO	-	-	-	-	-	1	-	-	0	3	
ISL	-	1	-	-	-	-	-	-	1	7	BIH	-	-	-	-	-	-	-	1	0	1	
GRE	-	-	1	-	-	-	-	1	1	7	<b>Totals</b>	<b>-</b>	<b>1</b>	<b>-</b>	<b>-</b>	<b>1</b>	<b>1</b>	<b>-</b>	<b>1</b>	<b>1</b>	<b>15</b>	
JPN	-	-	-	-	1	-	1	1	0	7	<b>Women Gold Silver Bronze 4th 5th 6th 7th 8th Medals Points</b>	<b>URS<sup>1</sup></b>	<b>2</b>	<b>2+1=</b>	<b>3</b>	<b>3</b>	<b>2</b>	<b>1</b>	<b>-</b>	<b>-</b>	<b>8</b>	<b>80.5</b>
KOR	-	-	-	1	-	-	-	-	0	5	AUS	4	-	3	1	-	2	-	1	7	62	
NGR	-	-	-	-	1	-	-	-	0	4	GER	-	3	1	1	-	2	-	-	4	38	
ROU	-	-	-	-	1	-	-	-	0	4	USA	1	1	1	2	-	1	-	1	3	35	
ARG	-	-	-	-	-	1	-	-	0	3	GBR	-	1+1=	-	-	1	1	-	-	2	20.5	
AUT	-	-	-	-	-	-	1	-	0	2	TCH CZE <sup>1</sup>	-	-	-	1	-	-	1	1+1=	1	16.5	
BEL	-	-	-	-	-	-	1	-	0	2	POL	1	-	-	-	-	1	-	-	1	11	
KEN	-	-	-	-	-	-	1	-	0	2	SWE	-	-	-	1	1	-	-	-	0	9	
DEN	-	-	-	-	-	-	-	1	0	1	ITA	-	-	-	-	2	-	-	-	0	8	
TPE	-	-	-	-	-	-	-	1	0	1	NZL	-	-	-	-	1	-	2	-	0	8	
<b>Totals</b>	<b>33</b>	<b>32+2=</b>	<b>31+2=</b>	<b>32</b>	<b>33</b>	<b>32</b>	<b>21+2=</b>	<b>20+2=</b>	<b>100</b>	<b>1152</b>	CHI	-	1	-	-	-	-	-	-	1	7	

## 1. Breakdown of USSR placings with relay points divided by four:

RUS	2	3.25+1=	6+1=	3.5	5	3	1	2	13.25	137.25
UKR	2	0.25	1	0.25	1	1	1	-	3.25	34
EST	-	-	1	1	-	-	-	-	1	11
BLR	-	1	-	0.25	-	1	-	-	1	11.25
LAT	1	-	-	-	-	-	-	-	1	8
LTU	-	1	-	-	-	-	-	-	1	7
GEO	-	-	1	-	-	-	-	-	1	6
AZE	-	0.25	-	1	-	-	-	-	0.25	6.75
KGZ	-	0.25	-	-	-	-	-	-	0.25	1.75
<b>Totals</b>	<b>5</b>	<b>6+1=</b>	<b>9+1=</b>	<b>6</b>	<b>6</b>	<b>5</b>	<b>2</b>	<b>2</b>	<b>22</b>	<b>223</b>

## 2. Breakdown of Yugoslavian placings:

SRB	-	1	-	-	-	-	-	-	1	7
SLO	-	-	-	-	1	-	-	1	0	5
CRO	-	-	-	-	-	1	-	-	0	3
BIH	-	-	-	-	-	-	-	1	0	1
<b>Totals</b>	<b>-</b>	<b>1</b>	<b>-</b>	<b>1</b>	<b>1</b>	<b>-</b>	<b>2</b>	<b>1</b>	<b>16</b>	

Men	Gold	Silver	Bronze	4th	5th	6th	7th	8th	Medals	Points
USA	15	9	4	6	1	1	1+1=	-	28	247.5
URS <sup>1</sup>	3	4	6+1=	3	4	4	2	2	14	142.5
GBR	1	2	2	1	5	1	1	5	5	69
GER	-	2	1	4	2	1	1	1	3	54
AUS	-	2	3	-	2	2	2+1=	1	5	52.5
HUN	-	2	-	2	2	1	1	-	2	37
POL	-	1	-	1	1	3	-	-	1	25
SWE	-	-	1	2	1	1	-	1	1	24
FIN	-	-	2+1=	-	-	-	2	-	3	21.5
NOR	1	-	2	-	-	-	-	1	3	21
TCH CZE	-	-	1	-	1	2	-	-	1	16
ITA	-	-	-	2	-	2	-	-	0	16
YUG <sup>2</sup>	-	1	-	-	1	1	-	1	1	15
BRA	1	-	-	-	-	1	-	-	1	11
FRA	1	-	-	-	-	-	1	-	1	10
NZL	1	-	-	-	-	-	1	-	1	10
IRL	1	-	-	-	-	-	-	-	1	8
TRI	-	-	-	1	-	1	-	-	0	8
CAN	-	-	-	-	2	-	-	-	0	8
RSA	-	-	-	-	-	2	1	-	0	8
ISL	-	1	-	-	-	-	-	-	1	7
GRE	-	-	1	-	-	-	-	1	1	7
JPN	-	-	-	-	1	-	1	1	0	7
KOR	-	-	-	1	-	-	-	-	0	5
NGR	-	-	-	-	1	-	-	-	0	4

URS <sup>1</sup>	2	2+1=	3	3	2	1	-	-	8	80.5
AUS	4	-	3	1	-	2	-	1	7	62
GER	-	3	1	1	-	2	-	-	4	38
USA	1	1	1	2	-	1	-	1	3	35
GBR	-	1+1=	-	-	1	1	-	-	2	20.5
TCH CZE <sup>1</sup>	-	-	-	1	-	-	1	1+1=	1	16.5
POL	1	-	-	-	-	1	-	-	1	11
SWE	-	-	-	1	1	-	-	-	0	9
ITA	-	-	-	-	2	-	-	-	0	8
NZL	-	-	-	-	1	-	2	-	0	8
CHI	-	1	-	-	-	-	-	-	1	7
FRA	-	-	-	-	1	-	-	-	0	4
ROU	-	-	-	-	1	-	-	-	0	4
ARG	-	-	-	-	-	1	-	-	0	3
AUT	-	-	-	-	-	-	1	-	0	2
HUN	-	-	-	-	-	-	1	-	0	2
YUG <sup>SLO</sup>	-	-	-	-	-	-	-	1	0	1
RSA	-	-	-	-	-	-	-	1=	0	0.5
<b>Totals</b>	<b>9</b>	<b>8+2=</b>	<b>8</b>	<b>9</b>	<b>9</b>	<b>9</b>	<b>5</b>	<b>4+2=</b>	<b>27</b>	<b>312</b>

## 1. Breakdown of USSR placings with relay points divided by four:

RUS	1	2+1=	2	1.5	1	1	-	-	6	55
LAT	1	-	-	-	-	-	-	-	1	8
GEO	-	-	1	-	-	-	-	-	1	6
UKR	-	-	-	-	1.25	-	-	-	0	5.25
AZE	-	-	-	1	-	-	-	-	0	5
BLR	-	-	-	0.25	-	-	-	-	0	1.25
<b>Totals</b>	<b>2</b>	<b>2+1=</b>	<b>3</b>	<b>3</b>	<b>2</b>	<b>1</b>	<b>-</b>	<b>-</b>	<b>8</b>	<b>80.5</b>

## Rome 1960

Overall	Gold	Silver	Bronze	4th	5th	6th	7th	8th	Medals	Points
URS <sup>1</sup>	11	5	5	10	6	3+1=	2	5	21	247.5
USA	12	8	6	1	2	7	2	2	26	228
GER	2	8	3	9	3	4	2+1=	3	13	167
GBR	1	2+1=	4	1	3	2+1=	1	2	8	81.5
POL	2	1+1=	3	1	4	2	2	2	7	80.5
ITA	1	-	2	1	1	2	2	-	3	39
AUS	1	2	1	-	1	1+1=	-	-	4	37
NZL	2	-	1	1	2	-	-	-	3	35
SWE	-	1	-	1	2	2+1=	1+1=	-	1	31
HUN	-	1	2	1	-	-	1	-	3	26
FIN	-	-	1	1	2	1=	1	1	1	24.5
FRA	-	1	1	-	1	1	2	-	2	24
ROU	1	-	1	-	1	-	-	-	2	18
TCH CZE	-	1	-	1	-	-	1=	3	1	16
BW <sup>2</sup>	-	-	2	-	1	-	-	-	2	16
BEL	-	1	-	1	-	-	-	-	1	12
RSA	-	-	1	1	-	-	-	-	1	11
ETH	1	-	-	-	-	-	1	-	1	10
SUI	-	-	-	-	1	2	-	-	0	10
MAR	-	1	-	-	-	-	-	1	1	8



1960	Gold	Silver	Bronze	4th	5th	6th	7th	8th	Medals	Points	1960	Gold	Silver	Bronze	4th	5th	6th	7th	8th	Medals	Points
NED	-	-	-	-	1	-	2	-	0	8	BAR	-	-	0.25	-	-	-	-	-	0.25	1.5
TPE	-	1	-	-	-	-	-	-	1	7	<b>Totals</b>	-	-	<b>2</b>	-	<b>1</b>	-	-	-	<b>2</b>	<b>16</b>
IND	-	-	-	1	-	-	-	-	1	6	<b>Women</b>	<b>Gold</b>	<b>Silver</b>	<b>Bronze</b>	<b>4th</b>	<b>5th</b>	<b>6th</b>	<b>7th</b>	<b>8th</b>	<b>Medals</b>	<b>Points</b>
CUB	-	-	-	1	-	-	-	-	0	5	URS <sup>1</sup>	6	1	1	4	5	1	1	2	8	108
IRL	-	-	-	1	-	-	-	-	0	5	GER	-	3	3	3	1	2	-	1	6	65
PUR	-	-	-	1	-	-	-	-	0	5	GBR	-	2+1=	1	1	-	2+1=	1	-	4	41.5
ISL	-	-	-	-	1	-	-	-	0	4	USA	3	-	1	-	-	1	1	-	4	35
NOR	-	-	-	-	1	-	-	-	0	4	POL	-	1+1=	1	-	2	-	-	1	3	28.5
VEN	-	-	-	-	1	-	-	-	0	4	ROU	1	-	1	-	-	-	-	-	2	14
CAN	-	-	-	-	-	1	-	-	0	3	TCH <sup>CZE</sup>	-	1	-	1	-	-	-	1	1	13
DEN	-	-	-	-	-	1	-	-	0	3	ITA	-	-	1	-	1	1	-	-	1	13
KEN	-	-	-	-	-	1	-	-	0	3	AUS	-	1	-	-	-	1+1=	-	-	1	12
YUG <sup>CRO</sup>	-	-	-	-	-	1	-	-	0	3	NZL	-	-	-	1	-	-	-	-	0	5
<b>Totals</b>	<b>34</b>	<b>33+2=</b>	<b>33</b>	<b>34</b>	<b>34</b>	<b>30+5=</b>	<b>19+3=</b>	<b>20</b>	<b>102</b>	<b>1182</b>	FRA	-	-	-	-	1	-	-	-	0	4

## 1. Breakdown of USSR placings with relay points divided by four:

RUS	7	3.25	4	3.25	4	2	2	5	14.25	150
UKR	3	0.25	-	3.5	1	1+1=	-	-	3.25	52.75
BLR	-	1	-	3.25	-	-	-	-	1	23.25
GEO	1	-	-	-	-	-	-	-	1	8
LTU	-	-	1	-	-	-	-	-	1	6
AZE	-	0.25	-	-	1	-	-	-	0.25	5.75
KAZ	-	0.25	-	-	-	-	-	-	0.25	1.75
<b>Totals</b>	<b>11</b>	<b>5</b>	<b>5</b>	<b>10</b>	<b>6</b>	<b>3+1=</b>	<b>2</b>	<b>5</b>	<b>21</b>	<b>247.5</b>

## 2. Breakdown of British West Indies placings:

JAM	-	-	1.75	-	1	-	-	-	1.75	14.5
BAR	-	-	0.25	-	-	-	-	-	0.25	1.5
<b>Totals</b>	<b>-</b>	<b>-</b>	<b>2</b>	<b>-</b>	<b>1</b>	<b>-</b>	<b>-</b>	<b>-</b>	<b>2</b>	<b>16</b>

Overall	Gold	Silver	Bronze	4th	5th	6th	7th	8th	Medals	Points
USA	9	8	5	1	2	6	1	2	22	193
URS <sup>1</sup>	5	4	4	6	1	2+1=	1	3	13	139.5
GER	2	5	-	6	2	2	2+1=	2	7	102
POL	2	-	2	1	2	2	2	1	4	52
GBR	1	-	3	-	3	-	-	2	4	40
NZL	2	-	1	-	2	-	-	-	3	30
SWE	-	1	-	1	2	2	1+1=	-	1	29
ITA	1	-	1	1	-	1	2	-	2	26
AUS	1	1	1	-	1	-	-	-	3	25
FIN	-	-	1	1	2	1=	1	1	1	24.5
HUN	-	1	2	1	-	-	-	-	3	24
FRA	-	1	1	-	-	1	2	-	2	20
BW <sup>2</sup>	-	-	2	-	1	-	-	-	2	16
BEL	-	1	-	1	-	-	-	-	1	12
RSA	-	-	1	1	-	-	-	-	1	11
ETH	1	-	-	-	-	-	1	-	1	10
SUI	-	-	-	-	1	2	-	-	0	10
MAR	-	1	-	-	-	-	-	1	1	8
TPE	-	1	-	-	-	-	-	-	1	7
IND	-	-	-	1	-	-	-	1	0	6
NED	-	-	-	-	1	-	1	-	0	6
CUB	-	-	-	1	-	-	-	-	0	5
IRL	-	-	-	1	-	-	-	-	0	5
PUR	-	-	-	1	-	-	-	-	0	5
ISL	-	-	-	-	1	-	-	-	0	4
NOR	-	-	-	-	1	-	-	-	0	4
ROU	-	-	-	-	1	-	-	-	0	4
VEN	-	-	-	-	1	-	-	-	0	4
CAN	-	-	-	-	-	1	-	-	0	3
DEN	-	-	-	-	-	1	-	-	0	3
KEN	-	-	-	-	-	1	-	-	0	3
YUG <sup>CRO</sup>	-	-	-	-	-	1	-	-	0	3
TCH <sup>CZE</sup>	-	-	-	-	-	-	1=	2	0	3
<b>Totals</b>	<b>24</b>	<b>24</b>	<b>24</b>	<b>24</b>	<b>24</b>	<b>22+2=</b>	<b>14+3=</b>	<b>15</b>	<b>72</b>	<b>837</b>

## 1. Breakdown of USSR placings with relay points divided by four:

RUS	2	2	4	2	1	1	1	3	8	76
UKR	2	0.25	-	3	-	1+1=	-	-	2.25	38.25
BLR	-	1.25	-	1	-	-	-	-	1.25	13.75
GEO	1	-	-	-	-	-	-	-	1	8
KAZ	-	0.25	-	-	-	-	-	-	0.25	1.75
AZE	-	0.25	-	-	-	-	-	-	0.25	1.75
<b>Totals</b>	<b>5</b>	<b>4</b>	<b>4</b>	<b>6</b>	<b>1</b>	<b>2+1=</b>	<b>1</b>	<b>3</b>	<b>13</b>	<b>139.5</b>

## 2. Breakdown of British West Indies placings:

JAM	-	-	1.75	-	1	-	-	-	1.75	14.5
-----	---	---	------	---	---	---	---	---	------	------

BAR	-	-	0.25	-	-	-	-	-	0.25	1.5
<b>Totals</b>	<b>-</b>	<b>-</b>	<b>2</b>	<b>-</b>	<b>1</b>	<b>-</b>	<b>-</b>	<b>-</b>	<b>2</b>	<b>16</b>
<b>Women</b>	<b>Gold</b>	<b>Silver</b>	<b>Bronze</b>	<b>4th</b>	<b>5th</b>	<b>6th</b>	<b>7th</b>	<b>8th</b>	<b>Medals</b>	<b>Points</b>
URS <sup>1</sup>	6	1	1	4	5	1	1	2	8	108
GER	-	3	3	3	1	2	-	1	6	65
GBR	-	2+1=	1	1	-	2+1=	1	-	4	41.5
USA	3	-	1	-	-	1	1	-	4	35
POL	-	1+1=	1	-	2	-	-	1	3	28.5
ROU	1	-	1	-	-	-	-	-	2	14
TCH <sup>CZE</sup>	-	1	-	1	-	-	-	1	1	13
ITA	-	-	1	-	1	1	-	-	1	13
AUS	-	1	-	-	-	1+1=	-	-	1	12
NZL	-	-	-	1	-	-	-	-	0	5
FRA	-	-	-	-	1	-	-	-	0	4
HUN	-	-	-	-	-	-	1	-	0	2
NED	-	-	-	-	-	-	1	-	0	2
SWE	-	-	-	-	-	1=	-	-	0	2
<b>Totals</b>	<b>10</b>	<b>9+2=</b>	<b>9</b>	<b>10</b>	<b>10</b>	<b>8+3=</b>	<b>5</b>	<b>5</b>	<b>30</b>	<b>345</b>

## 1. Breakdown of USSR placings with relay points divided by four:

RUS	5	1	-	1.25	3	1	1	2	6	72.25
UKR	1	-	-	0.5	1	-	-	-	1	14.5
BLR	-	-	-	2.25	-	-	-	-	0	11.25
LTU	-	-	1	-	-	-	-	-	1	6
AZE	-	-	-	-	1	-	-	-	0	4
<b>Totals</b>	<b>6</b>	<b>1</b>	<b>1</b>	<b>4</b>	<b>5</b>	<b>1</b>	<b>1</b>	<b>2</b>	<b>8</b>	<b>108</b>

## Tokyo 1964

Overall	Gold	Silver	Bronze	4th	5th	6th	7th	8th	Medals	Points
USA	14	7	3	4	5	4+1=	3	4	24	243.5
URS <sup>1</sup>	5	2	11	4	10	3	7	4	18	207
GER	2	5	3	3	5	4+1=	5	5	10	133.5
GBR	4	7	1	5	-	2	1	6	12	126
POL	2	4	2	2	-	6	2	2	8	90
AUS	1	1	4	2	1	2	1	1	6	62
HUN	-	3	1	2	3	1	1	-	4	54
NZL	2	-	2	1	-	1	2	-	4	40
ROU	2	-	1	-	2	1	-	2	3	35
FRA	-	1	1	1	1	2	1	3	2	33
ITA	1	-	1	1	1	1	2	2	2	32
CAN	-	1	1	1	1	-	1	-	2	24
TRI	-	1	2	-	-	-	-	1	3	20
JAM	-	-	-	4	-	-	-	-	0	20
TCH <sup>CZE</sup>	-	2	-	-	-	1	-	-	2	17
JPN	-	-	1	-	1	1	1	1	1	16
SWE	-	-	1	1	-	1=	-	1	1	14.5
ETH	1	-	-	1	-	-	-	-	1	13
FIN	1	-	-	-	-	1	1	-	1	13
BEL	1	-	-	-	-	-	1	2	1	12
CUB	-	1	-	-	1	-	-	-	1	11
KEN	-	-	1	-	1	-	-	-	1	10
BUL	-	-	-	1	-	1	1	-	0	10
YUG <sup>2</sup>	-	-	-	-	1	-	2	-	0	8
TUN	-	1	-	-	-	-	-	-	1	7
BRA	-	-	-	1	-	-	-	-	0	5
NGR	-	-	-	1	-	-	-	-	0	5
POR	-	-	-	1	-	-	-	-	0	5
NED	-	-	-	-	-	1	1	-	0	5
IND	-	-	-	-	1	-	-	-	0	4
SUI	-	-	-	-	1	-	-	-	0	4
TPE	-	-	-	-	1	-	-	-	0	4
ESP	-	-	-	-	-	1	-	-	0	3
VEN	-	-	-	-	-	1	-	-	0	3
CIV	-	-	-	-	-	1=	-	-	0	2.5
GHA	-	-	-	-	-	-	1	-	0	2
BAH	-	-	-	-	-	-	-	1	0	1
NOR	-	-	-	-	-	-	-	1	0	1
<b>Totals</b>	<b>36</b>	<b>36</b>	<b>36</b>	<b>36</b>	<b>36</b>	<b>34+4=</b>	<b>34</b>	<b>36</b>	<b>108</b>	<b>1296</b>

## 1. Breakdown of USSR placings with relay points divided by four:

RUS	4	1	7	2.75	6.5	2	3.25	2	12	135.25
UKR	-	-	2	-	0.25	-	1.75	1	2	17.5
BLR	1	-	-	-	1	-	1	-	1	14
EST	-	1	-	-	-	1	-	-	1	10

1964	Gold	Silver	Bronze	4th	5th	6th	7th	8th	Medals	Points	1964	Gold	Silver	Bronze	4th	5th	6th	7th	8th	Medals	Points										
LTU	-	-	-	1	-	-	1	1	0	8	JPN	-	-	-	-	1	-	1	-	0	6										
LAT	-	-	1	0.25	-	-	-	-	1	7.25	BRA	-	-	-	1	-	-	-	-	0	5										
AZE	-	-	1	-	-	-	-	-	1	6	JAM	-	-	-	1	-	-	-	-	0	5										
GEO	-	-	-	-	1	-	-	-	0	4	NED	-	-	-	-	1	1	-	-	0	5										
KGZ	-	-	-	-	1	-	-	-	0	4	CUB	-	-	-	-	1	-	-	-	0	4										
KAZ	-	-	-	-	0.25	-	-	-	0	1	<b>Totals</b>	<b>12</b>	<b>12</b>	<b>12</b>	<b>12</b>	<b>12</b>	<b>12</b>	<b>12</b>	<b>12</b>	<b>36</b>	<b>432</b>										
<b>Totals</b>	<b>5</b>	<b>2</b>	<b>11</b>	<b>4</b>	<b>10</b>	<b>3</b>	<b>7</b>	<b>4</b>	<b>18</b>	<b>207</b>	Breakdown of USSR placings with relay points divided by four:																				
2. Breakdown of Yugoslavian placings:											RUS	3	-	4	1.75	3	1	-	-	7	71.75										
SLO	-	-	-	-	1	-	1	-	0	6	AZE	-	-	1	-	-	-	-	-	1	6										
SRB	-	-	-	-	-	-	1	-	0	2	LTU	-	-	-	1	-	-	-	-	0	5										
<b>Totals</b>	<b>-</b>	<b>-</b>	<b>-</b>	<b>-</b>	<b>1</b>	<b>-</b>	<b>2</b>	<b>-</b>	<b>0</b>	<b>8</b>	BLR	-	-	-	-	1	-	-	-	0	4										
Men Gold Silver Bronze 4th 5th 6th 7th 8th Medals Points											EST	-	-	-	-	-	1	-	-	0	3										
USA	12	5	3	3	5	4+1=	2	2	20	204.5	LAT	-	-	-	0.25	-	-	-	-	0	1.25										
URS1	2	2	6	1	6	1	7	4	10	116	<b>Totals</b>	<b>3</b>	<b>-</b>	<b>5</b>	<b>3</b>	<b>4</b>	<b>2</b>	<b>-</b>	<b>-</b>	<b>8</b>	<b>91</b>										
GER	1	3	3	2	2	3+1=	2	2	7	82.5	Breakdown of Yugoslavian placings:																				
GBR	2	5	-	4	-	1	-	3	7	77	SLO	-	-	-	-	1	-	1	-	0	6										
POL	1	1	1	2	-	4	1	2	3	47	SRB	-	-	-	-	-	-	1	-	0	2										
ITA	1	-	1	1	1	1	2	2	2	32	<b>Totals</b>	<b>-</b>	<b>-</b>	<b>-</b>	<b>-</b>	<b>1</b>	<b>-</b>	<b>2</b>	<b>-</b>	<b>0</b>	<b>8</b>										
HUN	-	2	1	-	3	-	-	-	3	32	<hr/> <b>Mexico City 1968</b> <hr/>																				
NZL	2	-	1	-	-	1	2	-	3	29	<b>Overall Gold Silver Bronze 4th 5th 6th 7th 8th Medals Points</b>	<b>USA</b>	<b>15</b>	<b>6</b>	<b>7</b>	<b>6</b>	<b>6</b>	<b>9</b>	<b>2</b>	<b>-</b>	<b>28</b>	<b>289</b>									
FRA	-	-	1	1	1	2	1	1	1	24	URS1	3	2	8	4	6	3	1	1	13	142										
AUS	-	-	1	2	1	-	1	1	1	23	GDR2	2	3	1	5	7	1	6	1	6	112										
TRI	-	1	2	-	-	-	-	-	1	3	FRG2	1	4	3	2	3	3	5	6	8	101										
CAN	-	1	1	1	-	-	-	-	2	18	AUS	2	3	1	2	2	4	1	1	6	76										
TCH CZE	-	2	-	-	-	1	-	-	2	17	HUN	2	1	4	2	1	-	-	-	7	61										
JAM	-	-	-	3	-	-	-	-	0	15	KEN	3	4	1	-	-	-	1	-	8	60										
SWE	-	-	1	1	-	1=	-	1	1	14.5	GBR	1	2	1	2	3	1	3	1	4	60										
ETH	1	-	-	1	-	-	-	-	1	13	POL	1	-	1	2	2	2	6	2	2	52										
FIN	1	-	-	-	-	1	1	-	1	13	FRA	1	-	1	-	3	1	3	4	2	39										
BEL	1	-	-	-	-	-	1	2	1	12	ROU	2	2	-	-	-	-	-	-	4	30										
KEN	-	-	1	-	1	-	-	-	1	10	TCH3	1	-	1	1	1	1	-	1	2	27										
JPN	-	-	1	-	1	-	1	1	1	10	ETH	1	1	-	-	3	-	-	2	2	26										
CUB	-	1	-	-	-	-	-	-	1	7	CUB	-	2	-	1	1	-	-	1	2	24										
TUN	-	1	-	-	-	-	-	-	1	7	ITA	-	-	2	-	-	2	2	1	2	23										
NGR	-	-	-	1	-	-	-	-	0	5	MEX	-	1	-	2	-	-	-	1	1	18										
POR	-	-	-	1	-	-	-	-	0	5	TUN	1	-	1	-	-	-	-	2	14											
IND	-	-	-	-	1	-	-	-	0	4	AUT	-	1	1	-	-	-	-	1	2	14										
ROU	-	-	-	-	1	-	-	-	0	4	JAM	-	1	-	1	-	-	1	-	1	14										
SUI	-	-	-	-	1	-	-	-	0	4	NED	-	-	1	1	-	-	-	2	1	13										
TPE	-	-	-	-	1	-	-	-	0	4	JPN	-	1	-	1	-	-	-	-	1	12										
ESP	-	-	-	-	-	1	-	-	0	3	SWE	-	-	-	-	1	2	-	2	0	12										
VEN	-	-	-	-	-	1	-	-	0	3	TRI	-	-	-	1	-	1	-	1	0	9										
CIV	-	-	-	-	-	1=	-	-	0	2.5	FIN	-	1	-	-	-	-	-	1	1	8										
BUL	-	-	-	-	-	-	1	-	0	2	TPE	-	-	1	-	-	-	1	-	1	8										
GHA	-	-	-	-	-	-	1	-	0	2	BRA	-	1	-	-	-	-	-	-	1	7										
BAH	-	-	-	-	-	-	-	1	0	1	NZL	-	-	1	-	-	-	-	-	1	6										
NOR	-	-	-	-	-	-	-	1	0	1	SEN	-	-	-	-	1	-	-	1	0	6										
<b>Totals</b>	<b>24</b>	<b>24</b>	<b>24</b>	<b>24</b>	<b>24</b>	<b>22+4=</b>	<b>22</b>	<b>24</b>	<b>72</b>	<b>864</b>	BUL	-	-	-	-	-	2	-	0	6											
Breakdown of USSR placings with relay points divided by four:											GRE	-	-	-	1	-	-	-	-	0	5										
RUS	1	1	3	1	3.5	1	3.25	2	5	63.5	TUR	-	-	-	1	-	-	-	-	0	5										
UKR	-	-	2	-	0.25	-	1.75	1	2	17.5	CAN	-	-	-	-	-	-	2	-	0	4										
BLR	1	-	-	-	-	-	1	-	1	10	YUG SLO	-	-	-	-	-	1	-	-	0	3										
EST	-	1	-	-	-	-	-	-	1	7	NOR	-	-	-	-	-	-	1	1	0	3										
LAT	-	-	1	-	-	-	-	-	1	6	BEL	-	-	-	-	-	-	1	-	0	2										
GEO	-	-	-	-	1	-	-	-	0	4	SUI	-	-	-	-	-	-	-	2	0	2										
KGZ	-	-	-	-	1	-	-	-	0	4	DEN	-	-	-	-	-	-	-	1	0	1										
LTU	-	-	-	-	-	-	1	1	0	3	MAD	-	-	-	-	-	-	-	1	0	1										
KAZ	-	-	-	-	0.25	-	-	-	0	1	UGA	-	-	-	-	-	-	-	1	0	1										
<b>Totals</b>	<b>2</b>	<b>2</b>	<b>6</b>	<b>1</b>	<b>6</b>	<b>1</b>	<b>7</b>	<b>4</b>	<b>10</b>	<b>116</b>	<b>Totals</b>	<b>36</b>	<b>36</b>	<b>36</b>	<b>36</b>	<b>36</b>	<b>36</b>	<b>36</b>	<b>36</b>	<b>108</b>	<b>1296</b>										
Women Gold Silver Bronze 4th 5th 6th 7th 8th Medals Points											1. Breakdown of USSR placings with relay points divided by four:																				
URS1	3	-	5	3	4	2	-	-	8	91	RUS	-	1	6	3	3	2	1	1	7	79										
GER	1	2	-	1	3	1	3	3	3	51	UKR	1	-	2	1	1	-	-	-	3	29										
GBR	2	2	1	1	-	1	1	3	5	49	BLR	-	1	-	-	1	-	-	-	1	11										
POL	1	3	1	-	-	2	1	-	5	43	GEO	1	-	-	-	-	-	-	-	1	8										
USA	2	2	-	1	-	-	1	2	4	39	LAT	1	-	-	-	-	-	-	-	1	8										
AUS	1	1	3	-	-	2	-	-	5	39	EST	-	-	-	-	1	-	-	-	0	4										
ROU	2	-	1	-	1	1	-	2	3	31	KGZ	-	-	-	-	1	-	-	-	0	3										
HUN	-	1	-	2	-	1	1	-	1	22	<b>Totals</b>	<b>3</b>	<b>2</b>	<b>8</b>	<b>4</b>	<b>6</b>	<b>3</b>	<b>1</b>	<b>1</b>	<b>13</b>	<b>142</b>										
NZL	-	-	1	1	-	-	-	-	1	11	2. Combined German placings:																				
FRA	-	1	-	-	-	-	-	2	1	9		3	7	4	7	10	4	11	7	14	213										
BUL	-	-	-	1	-	1	-	-	0	8																					
YUG2	-	-	-	-	1	-	2	-	0	8																					
CAN	-	-	-	-	1	-	1	-	0	6																					



1972	Gold	Silver	Bronze	4th	5th	6th	7th	8th	Medals	Points	1972	Gold	Silver	Bronze	4th	5th	6th	7th	8th	Medals	Points	
KGZ	-	-	-	1	-	-	-	-	0	5	AUT	-	-	1	-	-	1	-	-	1	9	
MDA	-	-	-	1	-	-	-	-	0	5	ITA	-	-	1	-	-	1	-	-	1	9	
<b>Totals</b>	<b>9</b>	<b>7</b>	<b>1</b>	<b>4</b>	<b>3</b>	<b>1=</b>	<b>2</b>	<b>8</b>	<b>17</b>	<b>173.5</b>	TCH <sup>3</sup>	-	-	1	-	-	-	1	1	9		
3. Breakdown of Czechoslovakian placings:											YUG <sup>4</sup>	-	-	-	-	2	-	-	-	0	8	
CZE	1	-	-	1	1	-	2	1	1	22	FRA	-	-	-	1	-	-	-	-	0	5	
SVK	-	-	1	-	-	-	-	1	1	7	GHA	-	-	-	-	-	1	1	-	0	5	
<b>Totals</b>	<b>1</b>	<b>-</b>	<b>1</b>	<b>1</b>	<b>1</b>	<b>-</b>	<b>2</b>	<b>2</b>	<b>2</b>	<b>29</b>	NED	-	-	-	-	-	1	-	-	0	3	
4. Breakdown of Yugoslavian placings:											SUI	-	-	-	-	-	-	1	-	0	3	
CRO	-	-	-	-	1	-	-	-	0	4	FIN	-	-	-	-	-	-	1	-	0	2	
SLO	-	-	-	-	1	-	-	-	0	4	CAN	-	-	-	-	-	-	-	2	0	2	
SRB	-	-	-	-	-	-	1	-	0	2	HUN	-	-	-	-	-	-	-	2	0	2	
<b>Totals</b>	<b>-</b>	<b>-</b>	<b>-</b>	<b>-</b>	<b>2</b>	<b>-</b>	<b>1</b>	<b>-</b>	<b>0</b>	<b>10</b>	JAM	-	-	-	-	-	-	-	1	0	1	
<b>Men</b>											<b>Totals</b>	<b>14</b>	<b>14</b>	<b>14</b>	<b>14</b>	<b>13+2=</b>	<b>13</b>	<b>14</b>	<b>14</b>	<b>42</b>	<b>504</b>	
<b>Gold</b>	<b>Silver</b>	<b>Bronze</b>	<b>4th</b>	<b>5th</b>	<b>6th</b>	<b>7th</b>	<b>8th</b>	<b>Medals</b>	<b>Points</b>	1. Combined German placings:												
USA	6	7	6	7	5	1	-	2	19	193	10	6	4	4	5+2=	2	4	1	20	208		
URS <sup>1</sup>	6	6	1	2	1	1=	1	5	13	119.5	2. Breakdown of USSR placings with relay points divided by four:											
GDR <sup>2</sup>	2	3	2	2	4	3	-	2	7	86	RUS	2	-	-	1	2	-	-	3	2	32	
FRG <sup>2</sup>	2	1	1	5	2	4	5	-	4	84	UKR	1	-	-	-	-	-	1	-	1	10	
KEN	2	2	2	2	1	1	-	-	6	59	LTU	-	1	-	-	-	-	-	-	1	7	
FIN	3	-	1	1	-	3	-	1	4	45	MDA	-	-	-	1	-	-	-	-	0	5	
GBR	-	1	2	-	1	4	2	-	3	39	<b>Totals</b>	<b>3</b>	<b>1</b>	<b>-</b>	<b>2</b>	<b>2</b>	<b>-</b>	<b>1</b>	<b>3</b>	<b>4</b>	<b>54</b>	
POL	1	-	1	1	1	2	4	1	2	38	3. Breakdown of Czechoslovakian placings:											
BEL	-	2	-	-	1	2	-	-	2	24	SVK	-	-	1	-	-	-	-	1	1	7	
HUN	-	-	-	-	3	1+1=	2	1	0	22.5	CZE	-	-	-	-	-	-	1	-	0	2	
TCH <sup>CZE</sup>	1	-	-	1	1	-	1	1	1	20	<b>Totals</b>	<b>-</b>	<b>-</b>	<b>1</b>	<b>-</b>	<b>-</b>	<b>-</b>	<b>1</b>	<b>1</b>	<b>1</b>	<b>9</b>	
FRA	-	1	1	-	-	-	1	1	2	16	4. Breakdown of Yugoslavian placings											
ETH	-	-	2	-	-	-	-	-	2	12	CRO	-	-	-	-	1	-	-	-	0	4	
JAM	-	-	1	-	1	-	-	-	1	10	SLO	-	-	-	-	1	-	-	-	0	4	
SWE	-	-	1	-	-	-	2	-	1	10	<b>Totals</b>	<b>-</b>	<b>-</b>	<b>-</b>	<b>-</b>	<b>2</b>	<b>-</b>	<b>-</b>	<b>-</b>	<b>0</b>	<b>8</b>	
ITA	-	-	1	-	-	-	1	2	1	10	<b>Montreal 1976</b>											
UGA	1	-	-	-	-	-	-	-	1	8	<b>Overall</b>	<b>Gold</b>	<b>Silver</b>	<b>Bronze</b>	<b>4th</b>	<b>5th</b>	<b>6th</b>	<b>7th</b>	<b>8th</b>	<b>Medals</b>	<b>Points</b>	
TUN	-	1	-	-	-	-	-	1	1	8	GDR <sup>1</sup>	11	7	9	8	6	3	4	1	27	273	
NZL	-	-	1	-	-	-	-	1	1	7	USA	6	8	8	5	6	6	3	4	22	229	
NOR	-	-	-	-	1	-	1	1	0	7	URS <sup>2</sup>	4	4	10	3	4	4	6	3	18	178	
CAN	-	-	-	-	1	1=	-	-	0	6.5	FRG <sup>1</sup>	1	4	4	2	4	1	2	2	9	95	
BRA	-	-	1	-	-	-	-	-	1	6	POL	3	2	-	2	3	1	1	1	5	66	
ESP	-	-	-	1	-	-	-	-	0	5	FIN	2	2	-	2	1	2	2	1	4	55	
GHA	-	-	-	1	-	-	-	-	0	5	BUL	1	2	1	1	-	2	-	2	4	41	
ROU	-	-	-	1	-	-	-	-	0	5	GBR	-	-	1	1	3	1	6	3	1	41	
JPN	-	-	-	-	1	-	-	1	0	5	CUB	2	1	-	1	1	-	3	-	3	38	
SEN	-	-	-	-	-	1	-	-	0	3	BEL	-	2	1	1	-	1	1	-	3	30	
GRE	-	-	-	-	-	1=	-	-	0	2.5	ITA	-	1	-	1	-	4	-	4	1	28	
DEN	-	-	-	-	-	-	1	-	0	2	CAN	-	1	-	2	-	2	-	2	1	25	
YUG <sup>SRB</sup>	-	-	-	-	-	-	1	-	0	2	JAM	1	1	-	-	1	1	1	-	2	24	
MEX	-	-	-	-	-	-	-	1	0	1	NZL	1	1	-	1	-	1	-	-	2	23	
TRI	-	-	-	-	-	-	-	1	0	1	FRA	1	-	-	2	-	-	2	1	1	23	
<b>Totals</b>	<b>24</b>	<b>24</b>	<b>24</b>	<b>24</b>	<b>24</b>	<b>22+4=</b>	<b>22</b>	<b>22</b>	<b>72</b>	<b>862</b>	AUS	-	-	-	2	1	1	1	1	0	20	
1. Breakdown of USSR placings with relay points divided by four:											SWE	1	-	-	1	-	-	2	2	1	19	
UKR	4	3.25	-	-	1	-	-	3	7.25	61.75	ROU	-	-	1	-	1	1	4	1	19		
BLR	-	0.25	1	-	-	1=	-	-	1.25	10.25	TCH <sup>3</sup>	-	-	1	1	-	1	-	-	1	14	
LAT	-	1.25	-	-	-	-	-	-	1.25	8.75	BRA	-	-	1	-	2	-	-	-	1	14	
EST	1	-	-	-	-	-	-	-	1	8	HUN	1	-	-	-	1	-	-	1	1	13	
GEO	1	-	-	-	-	-	-	-	1	8	MEX	1	-	-	-	1	-	-	-	1	12	
KAZ	-	1	-	-	-	-	-	-	1	7	TRI	1	-	-	-	-	1	-	1	1	12	
AZE	-	0.25	-	1	-	-	-	-	0.25	6.75	POR	-	1	-	-	1	-	-	1	1	12	
KGZ	-	-	-	1	-	-	-	-	0	5	YUG <sup>4</sup>	-	-	-	-	-	2	-	-	0	6	
LTU	-	-	-	-	-	-	1	-	0	2	IRL	-	-	-	1	-	-	-	-	0	5	
RUS	-	-	-	-	-	-	-	2	0	2	PAN	-	-	-	-	1	-	-	-	0	4	
<b>Totals</b>	<b>6</b>	<b>6</b>	<b>1</b>	<b>2</b>	<b>1</b>	<b>1=</b>	<b>1</b>	<b>5</b>	<b>13</b>	<b>119.5</b>	ESP	-	-	-	-	1	-	1	0	4		
2. Combined German placings:											ISR	-	-	-	-	-	1	-	-	0	3	
4	4	3	7	6	7	5	2	11	170	IND	-	-	-	-	-	-	1	-	0	2		
<b>Women</b>											NOR	-	-	-	-	-	-	-	1	-	0	2
<b>Gold</b>	<b>Silver</b>	<b>Bronze</b>	<b>4th</b>	<b>5th</b>	<b>6th</b>	<b>7th</b>	<b>8th</b>	<b>Medals</b>	<b>Points</b>	DEN	-	-	-	-	-	-	-	1	0	1		
GDR <sup>1</sup>	6	4	3	4	2+1=	2	3	1	13	138.5	JPN	-	-	-	-	-	-	-	1	0	1	
FRG <sup>1</sup>	4	2	1	-	3+1=	-	1	-	7	69.5	<b>Totals</b>	<b>37</b>	<b>37</b>	<b>37</b>	<b>37</b>	<b>37</b>	<b>37</b>	<b>37</b>	<b>37</b>	<b>111</b>	<b>1332</b>	
URS <sup>2</sup>	3	1	-	2	2	-	1	3	4	54	1. Combined German placings:											
BUL	-	2	2	2	-	1	-	1	4	40	12	11	13	10	10	4	6	3	36	368		
USA	-	1	2	2	1	-	1	-	3	35												
AUS	-	2	-	1	-	3	-	1	2	29												
GBR	1	-	-	1	2	-	2	-	1	25												
ROU	-	2	-	-	-	1	2	-	2	21												
CUB	-	-	2	1	-	-	-	-	2	17												
POL	-	-	1	-	1	1	1	2	1	17												

1976	Gold	Silver	Bronze	4th	5th	6th	7th	8th	Medals	Points	1976	Gold	Silver	Bronze	4th	5th	6th	7th	8th	Medals	Points											
2. Breakdown of USSR placings with relay points divided by four:											ITA	-	1	-	-	-	1	-	1	1	11											
RUS	3	4	4.75	2	2	1	3	1	11.75	108.5	FIN	-	-	-	1	-	1	1	-	0	10											
UKR	-	-	3.75	1	1	2	3	-	3.75	43.5	CAN	-	-	-	1	-	1	-	1	0	9											
BLR	-	-	1	-	1	1	-	1	1	14	ROU	-	-	-	-	1	1	3	0	8												
GEO	1	-	-	-	-	-	-	-	1	8	HUN	-	-	-	-	1	-	1	0	5												
LAT	-	-	0.5	-	-	-	-	1	0.5	4	GBR	-	-	-	-	-	2	1	0	5												
<b>Totals</b>	<b>4</b>	<b>4</b>	<b>10</b>	<b>3</b>	<b>4</b>	<b>4</b>	<b>6</b>	<b>3</b>	<b>18</b>	<b>178</b>	ISR	-	-	-	-	1	-	-	0	3												
3. Breakdown of Czechoslovakian placings:											JAM	-	-	-	-	-	1	-	-	0	3											
CZE	-	-	1	-	-	1	-	-	1	9	CUB	-	-	-	-	-	1	-	-	0	2											
SVK	-	-	-	1	-	-	-	-	0	5	SWE	-	-	-	-	-	1	-	-	0	2											
<b>Totals</b>	<b>-</b>	<b>-</b>	<b>1</b>	<b>1</b>	<b>-</b>	<b>1</b>	<b>-</b>	<b>-</b>	<b>1</b>	<b>14</b>	FRA	-	-	-	-	-	-	1	0	1												
4. Breakdown of Yugoslavian placings:											<b>Totals</b>	<b>14</b>	<b>14</b>	<b>14</b>	<b>14</b>	<b>14</b>	<b>14</b>	<b>14</b>	<b>14</b>	<b>42</b>	<b>504</b>											
CRO	-	-	-	-	-	1	-	-	0	3	1. Combined German placings:																					
SRB	-	-	-	-	-	1	-	-	0	3	10	7	7	6	5	1	4	1	24	233												
<b>Totals</b>	<b>-</b>	<b>-</b>	<b>-</b>	<b>-</b>	<b>-</b>	<b>2</b>	<b>-</b>	<b>-</b>	<b>0</b>	<b>6</b>	2. Breakdown of USSR placings with relay points divided by four:																					
<b>Men</b>	<b>Gold</b>	<b>Silver</b>	<b>Bronze</b>	<b>4th</b>	<b>5th</b>	<b>6th</b>	<b>7th</b>	<b>8th</b>	<b>Medals</b>	<b>Points</b>	RUS	2	2	3.25	1	1	1	1	1	7.25	64.5											
USA	6	6	7	5	3	4	1	1	19	184	UKR	-	-	0.5	1	1	1	-	-	0.5	15											
URS <sup>1</sup>	2	2	6	1	1	1	5	2	10	90	BLR	-	-	-	-	1	1	-	-	0	7											
GDR <sup>2</sup>	2	3	3	2	3	2	2	-	8	87	LAT	-	-	0.25	-	-	-	-	-	0.25	1.5											
POL	2	2	-	2	2	1	1	1	4	54	<b>Totals</b>	<b>2</b>	<b>2</b>	<b>4</b>	<b>2</b>	<b>3</b>	<b>3</b>	<b>1</b>	<b>1</b>	<b>8</b>	<b>88</b>											
FRG <sup>2</sup>	-	1	3	2	2	1	-	2	4	48	3. Breakdown of Czechoslovakian placings:																					
FIN	2	2	-	1	1	1	1	1	4	45	CZE	-	-	1	-	-	1	-	-	1	9											
CUB	2	1	-	1	1	-	2	-	3	36	SVK	-	-	-	1	-	-	-	-	0	5											
GBR	-	-	1	1	3	1	4	2	1	36	<b>Totals</b>	<b>-</b>	<b>-</b>	<b>1</b>	<b>1</b>	<b>-</b>	<b>1</b>	<b>-</b>	<b>-</b>	<b>1</b>	<b>14</b>											
BEL	-	2	1	1	-	1	1	-	3	30	<hr/>																					
NZL	1	1	-	1	-	1	-	-	2	23	<b>Moscow 1980</b>																					
FRA	1	-	-	2	-	-	2	-	1	22	<b>Overall</b>	<b>Gold</b>	<b>Silver</b>	<b>Bronze</b>	<b>4th</b>	<b>5th</b>	<b>6th</b>	<b>7th</b>	<b>8th</b>	<b>Medals</b>	<b>Points</b>											
JAM	1	1	-	-	1	-	1	-	2	21	URS <sup>1</sup>	15	13+1=	12	8	5	6	2	7	41	378.5											
SWE	1	-	-	1	-	-	1	2	1	17	GDR	11	8	10	11	9	5+1=	4	4	29	324.5											
ITA	-	-	-	1	-	3	-	3	0	17	GBR	4	2	4	2	2	2	1	5	10	101											
CAN	-	1	-	1	-	1	-	1	1	16	POL	2	3+1=	1	1	3	5	6	2	7	95.5											
BRA	-	-	1	-	2	-	-	-	1	14	BUL	-	1	1	1	2	4	4	5	2	51											
MEX	1	-	-	-	1	-	-	-	1	12	ITA	3	-	1	1	1	1	1	2	4	46											
TRI	1	-	-	-	-	1	-	1	1	12	CUB	1	2	1	2	1	-	-	1	4	43											
POR	-	1	-	-	1	-	-	1	1	12	ETH	2	-	2	1	-	-	1	-	4	35											
ROU	-	-	1	-	1	-	-	1	1	11	FIN	-	1	1	1	2	2	1	-	2	34											
HUN	1	-	-	-	-	-	-	-	1	8	FRA	-	-	1	2	2	-	4	1	1	33											
YUG <sup>3</sup>	-	-	-	-	-	2	-	-	0	6	ESP	-	1	-	1	2	1	2	-	1	27											
IRL	-	-	-	1	-	-	-	-	0	5	TCH <sup>2</sup>	-	2	-	-	-	2	2	-	2	24											
PAN	-	-	-	-	1	-	-	-	0	4	ROU	-	-	-	1	-	2	3	2	0	19											
AUS	-	-	-	-	-	1	-	1	0	4	AUS	-	1	-	-	1	1=	1	2	1	17.5											
BUL	-	-	-	-	-	1	-	1	0	4	BRA	-	-	1	1	1	-	-	1	1	16											
ESP	-	-	-	-	-	1	-	1	0	4	HUN	-	-	-	1	2	-	1	1	0	16											
IND	-	-	-	-	-	-	1	-	0	2	JAM	-	-	2	-	-	1	-	2	15												
NOR	-	-	-	-	-	-	1	-	0	2	TAN	-	2	-	-	-	-	-	-	2	14											
DEN	-	-	-	-	-	-	-	1	0	1	AUT	-	-	-	1	1	1	-	-	0	12											
JPN	-	-	-	-	-	-	-	1	0	1	SWE	-	-	-	2	-	-	-	-	0	10											
<b>Totals</b>	<b>23</b>	<b>23</b>	<b>23</b>	<b>23</b>	<b>23</b>	<b>23</b>	<b>23</b>	<b>23</b>	<b>69</b>	<b>828</b>	SUI	-	-	-	-	2	-	1	-	0	10											
1. Breakdown of USSR placings with relay points divided by four:											YUG <sup>3</sup>	-	-	-	-	-	1	1	-	1	0	8										
RUS	1	2	1.5	1	1	-	2	-	4.5	44	NED	-	1	-	-	-	-	-	-	1	7											
UKR	-	-	3.25	-	-	1	3	-	3.25	28.5	IRL	-	-	-	1	-	-	1	-	0	7											
GEO	1	-	-	-	-	-	-	-	1	8	TRI	-	-	-	-	-	2	-	1	0	7											
BLR	-	-	1	-	-	-	-	1	1	7	BEL	-	-	-	-	1	-	1	-	0	6											
LAT	-	-	0.25	-	-	-	-	1	0.25	2.5	MEX	-	-	-	-	-	2	-	-	0	6											
<b>Totals</b>	<b>2</b>	<b>2</b>	<b>6</b>	<b>1</b>	<b>1</b>	<b>1</b>	<b>5</b>	<b>2</b>	<b>10</b>	<b>90</b>	NGR	-	-	-	-	-	-	1	-	0	2											
2. Combined German placings:											<b>Totals</b>	<b>38</b>	<b>37+2=</b>	<b>37</b>	<b>38</b>	<b>38</b>	<b>37+2=</b>	<b>37</b>	<b>35</b>	<b>114</b>	<b>1365</b>											
2	4	6	4	5	3	2	2	2	12	135	1. Breakdown of USSR placings with relay points divided by four:																					
3. Breakdown of Yugoslavian placings:											RUS	7.75	9+1=	4	4	3	1	1	2	21.75	194.5											
CRO	-	-	-	-	-	1	-	-	0	3	UKR	3.5	1	3	2	1	2	-	-	7.5	73											
SRB	-	-	-	-	-	1	-	-	0	3	BLR	-	1	2	1	-	1	-	3	3	30											
<b>Totals</b>	<b>-</b>	<b>-</b>	<b>-</b>	<b>-</b>	<b>-</b>	<b>2</b>	<b>-</b>	<b>-</b>	<b>0</b>	<b>6</b>	KGZ	1.25	-	1	-	1	-	-	-	2.25	20											
<b>Women</b>	<b>Gold</b>	<b>Silver</b>	<b>Bronze</b>	<b>4th</b>	<b>5th</b>	<b>6th</b>	<b>7th</b>	<b>8th</b>	<b>Medals</b>	<b>Points</b>	EST	1	-	1	1	-	-	-	1	2	20											
GDR <sup>1</sup>	9	4	6	6	3	1	2	1	19	186	GEO	-	2	-	-	-	-	-	-	2	14											
URS <sup>2</sup>	2	2	4	2	3	3	1	1	8	88	KAZ	0.25	-	1	-	-	1	-	1	1.25	12											
FRG <sup>1</sup>	1	3	1	-	2	-	2	-	5	47	LAT	1	-	-	-	-	-	-	-	1	8											
USA	-	2	1	-	3	2	2	3	3	45	LTU	0.25	-	-	-	-	-	1	-	0.25	4											
BUL	1	2	1	1	-	1	-	1	4	37	UZB	-	-	-	-	-	1	-	-	0	3											
AUS	-	-	-	2	1	-	1	-	0	16	<b>Totals</b>	<b>15</b>	<b>13+1=</b>	<b>12</b>	<b>8</b>	<b>5</b>	<b>6</b>	<b>2</b>	<b>7</b>	<b>41</b>	<b>378.5</b>											
TCH <sup>3</sup>	-	-	1	1	-	1	-	-	1	14	2. Breakdown of Czechoslovakian placings:																					
POL	1	-	-	-	1	-	-	-	1	12	CZE	-	2	-	-	-	1	1.75	-	2	20.5											

1980	Gold	Silver	Bronze	4th	5th	6th	7th	8th	Medals	Points	1980	Gold	Silver	Bronze	4th	5th	6th	7th	8th	Medals	Points	
SVK	-	-	-	-	-	1	0.25	-	0	3.5	AUS	-	-	-	-	-	1=	1	-	0	4.5	
<b>Totals</b>	<b>-</b>	<b>2</b>	<b>-</b>	<b>-</b>	<b>-</b>	<b>2</b>	<b>2</b>	<b>-</b>	<b>2</b>	<b>24</b>	BEL	-	-	-	-	-	-	1	-	0	2	
3. Breakdown of Yugoslavian placings:											FIN	-	-	-	-	-	-	-	1	-	0	2
SLO	-	-	-	-	1	-	-	-	0	4	<b>Totals</b>	<b>14</b>	<b>14</b>	<b>14</b>	<b>14</b>	<b>14</b>	<b>13+2=</b>	<b>13</b>	<b>12</b>	<b>42</b>	<b>502</b>	
SRB	-	-	-	-	-	1	-	-	0	3	1. Breakdown of USSR placings with relay points divided by four:											
CRO	-	-	-	-	-	-	-	1	0	1	RUS	3.5	5	2	1	-	1	1	1	10.5	86	
<b>Totals</b>	<b>-</b>	<b>-</b>	<b>-</b>	<b>-</b>	<b>1</b>	<b>1</b>	<b>-</b>	<b>1</b>	<b>0</b>	<b>8</b>	UKR	2.5	-	2	1	1	1	-	-	4.5	44	
<b>Men</b>	<b>Gold</b>	<b>Silver</b>	<b>Bronze</b>	<b>4th</b>	<b>5th</b>	<b>6th</b>	<b>7th</b>	<b>8th</b>	<b>Medals</b>	<b>Points</b>	KGZ	1	-	-	-	1	-	-	-	1	12	
URS <sup>1</sup>	8	7+1=	7	6	3	3	-	6	23	218.5	GEO	-	1	-	-	-	-	-	-	-	1	7
GDR	6	3	5	4	4	3	2	2	14	150	KAZ	-	-	1	-	-	-	-	-	-	1	6
GBR	4	2	2	2	1	-	1	2	8	76	UZB	-	-	-	-	-	1	-	-	-	0	3
POL	2	2+1=	-	-	2	3	5	1	5	64.5	LTU	-	-	-	-	-	-	1	-	-	0	2
ETH	2	-	2	1	-	-	1	-	4	35	<b>Totals</b>	<b>7</b>	<b>6</b>	<b>5</b>	<b>2</b>	<b>2</b>	<b>3</b>	<b>2</b>	<b>1</b>	<b>18</b>	<b>160</b>	
CUB	-	2	1	2	1	-	-	1	3	35	<b>Los Angeles 1984</b>											
ITA	2	-	1	-	1	1	1	1	3	32	<b>Overall</b>	<b>Gold</b>	<b>Silver</b>	<b>Bronze</b>	<b>4th</b>	<b>5th</b>	<b>6th</b>	<b>7th</b>	<b>8th</b>	<b>Medals</b>	<b>Points</b>	
FIN	-	1	1	1	2	2	-	-	2	32	USA	16	15	7+2=	9	8	7	5	5	40	399	
ESP	-	1	-	1	2	1	2	-	1	27	GBR	3	7	6	4	6	3	6	6	16	180	
FRA	-	-	1	2	1	-	3	1	1	27	FRG	4	2	5	3	5	5	3	-	11	132	
BUL	-	-	1	-	-	3	2	3	1	22	ITA	3	1	3	4	4	2	2	1	7	96	
BRA	-	-	1	1	1	-	-	1	1	16	ROU	3	3	4	-	-	-	-	1	10	70	
TAN	-	2	-	-	-	-	-	-	2	14	CAN	-	2	3	3	1	2	2	7	5	68	
TCH <sup>2</sup>	-	1	-	-	-	1	2	-	1	14	FRA	1	1	2=	2	1	4	2	2	4	58	
AUS	-	1	-	-	1	-	-	2	1	13	FIN	2	1	1	3	1	1	1	-	4	53	
AUT	-	-	-	1	1	1	-	-	0	12	AUS	1	1	1	2	2	3	2	1	3	53	
SUI	-	-	-	-	2	-	1	-	0	10	KEN	1	-	1	2	1	3	2	1	2	42	
HUN	-	-	-	1	-	-	1	1	0	8	JAM	-	1	2	-	3	1	-	2	3	36	
YUG <sup>3</sup>	-	-	-	-	1	1	-	1	0	8	SWE	-	2	1	1	1	-	1	1	3	32	
NED	-	1	-	-	-	-	-	-	1	7	POR	1	-	2	-	-	1	-	1	3	24	
IRL	-	-	-	1	-	-	1	-	0	7	CHN	-	-	1	1	2	-	2	1	1	24	
TRI	-	-	-	-	-	2	-	1	0	7	MEX	2	1	-	-	-	-	-	-	3	23	
JAM	-	-	1	-	-	-	-	-	1	6	NOR	-	1	-	2	1	-	-	1	1	22	
MEX	-	-	-	-	-	2	-	-	0	6	SUI	-	1	-	-	2	1	1	-	1	20	
SWE	-	-	-	1	-	-	-	-	0	5	ESP	-	-	1	-	-	2	3	-	1	18	
ROU	-	-	-	-	-	1	1	-	0	5	MAR	2	-	-	-	-	-	-	-	2	16	
BEL	-	-	-	-	1	-	-	-	0	4	BRA	1	-	-	1	-	-	-	1	1	14	
NGR	-	-	-	-	-	-	1	-	0	2	NGR	-	-	1	-	-	1	2	1	1	14	
<b>Totals</b>	<b>24</b>	<b>23+2=</b>	<b>23</b>	<b>24</b>	<b>24</b>	<b>24</b>	<b>24</b>	<b>23</b>	<b>72</b>	<b>863</b>	JPN	-	-	-	1	1	-	2	-	0	13	
1. Breakdown of USSR placings with relay points divided by four:											NED	1	-	-	-	-	-	-	1	1	11	
RUS	4.25	4+1=	2	3	3	-	-	1	11.25	108.5	IRL	-	1	-	-	-	-	-	1	1	8	
BLR	-	1	2	1	-	1	-	3	3	30	CIV	-	1	-	-	-	-	-	-	1	7	
UKR	1	1	1	1	-	1	-	-	3	29	IND	-	-	-	1	-	-	1	-	0	7	
EST	1	-	1	1	-	-	-	1	2	20	BAH	-	-	-	-	-	2	-	1	0	7	
LAT	1	-	-	-	-	-	-	-	1	8	NZL	-	-	-	-	1	-	-	1	0	5	
GEO	-	1	-	-	-	-	-	-	1	7	SEN	-	-	-	-	1	-	-	-	0	4	
KGZ	0.25	-	1	-	-	-	-	-	1.25	8	BAR	-	-	-	-	-	1	-	-	0	3	
KAZ	0.25	-	-	-	-	1	-	1	0.25	6	ISL	-	-	-	-	-	1	-	-	0	3	
LTU	0.25	-	-	-	-	-	-	-	0.25	2	TAN	-	-	-	-	-	1	-	-	0	3	
<b>Totals</b>	<b>8</b>	<b>7+1=</b>	<b>7</b>	<b>6</b>	<b>3</b>	<b>3</b>	<b>-</b>	<b>6</b>	<b>23</b>	<b>218.5</b>	BEL	-	-	-	-	-	-	1	-	0	2	
2. Breakdown of Czechoslovakian placings:											TRI	-	-	-	-	-	-	-	1	-	0	2
CZE	-	1	-	-	-	-	1.75	-	1	10.5	UGA	-	-	-	-	-	-	1	-	0	2	
SVK	-	-	-	-	-	1	0.25	-	0	3.5	DJI	-	-	-	-	-	-	-	1	0	1	
<b>Totals</b>	<b>-</b>	<b>1</b>	<b>-</b>	<b>-</b>	<b>-</b>	<b>1</b>	<b>2</b>	<b>-</b>	<b>1</b>	<b>14</b>	KOR	-	-	-	-	-	-	-	1	0	1	
3. Breakdown of Yugoslavian placings:											SUD	-	-	-	-	-	-	-	1	0	1	
SLO	-	-	-	-	1	-	-	-	0	4	<b>Totals</b>	<b>41</b>	<b>41</b>	<b>39+4=</b>	<b>39</b>	<b>41</b>	<b>41</b>	<b>41</b>	<b>39</b>	<b>125</b>	<b>1474</b>	
SRB	-	-	-	-	-	1	-	-	0	3	<b>Men</b>	<b>Gold</b>	<b>Silver</b>	<b>Bronze</b>	<b>4th</b>	<b>5th</b>	<b>6th</b>	<b>7th</b>	<b>8th</b>	<b>Medals</b>	<b>Points</b>	
CRO	-	-	-	-	-	-	-	1	0	1	USA	9	8	6+1=	5	6	5	4	-	24	241.5	
<b>Totals</b>	<b>-</b>	<b>-</b>	<b>-</b>	<b>-</b>	<b>1</b>	<b>1</b>	<b>-</b>	<b>1</b>	<b>0</b>	<b>8</b>	GBR	2	5	2	1	2	-	3	5	9	87	
<b>Women</b>	<b>Gold</b>	<b>Silver</b>	<b>Bronze</b>	<b>4th</b>	<b>5th</b>	<b>6th</b>	<b>7th</b>	<b>8th</b>	<b>Medals</b>	<b>Points</b>	FRG	2	2	3	2	4	1	-	-	7	77	
GDR	5	5	5	7	5	2+1=	2	2	15	174.5	ITA	2	-	3	3	4	1	2	1	5	73	
URS <sup>1</sup>	7	6	5	2	2	3	2	1	18	160	KEN	1	-	1	2	1	3	2	-	2	41	
POL	-	1	1	1	1	2	1	1	2	31	FRA	1	1	1=	-	1	3	1	1	3	36.5	
BUL	-	1	-	1	2	1	2	2	1	29	FIN	2	-	1	1	1	1	-	-	3	34	
GBR	-	-	2	-	1	2	-	3	2	25	CAN	-	-	2	2	-	1	-	5	2	30	
ITA	1	-	-	1	-	-	-	1	1	14	SWE	-	2	1	1	-	-	1	1	3	28	
ROU	-	-	-	1	-	1	2	2	0	14	MEX	2	1	-	-	-	-	-	-	3	23	
TCH <sup>CZE</sup>	-	1	-	-	-	1	-	-	1	10	AUS	-	1	-	2	1	-	-	-	1	21	
JAM	-	-	1	-	-	1	-	-	1	9	CHN	-	-	1	1	1	-	1	1	1	18	
CUB	1	-	-	-	-	-	-	-	1	8	ESP	-	-	1	-	-	2	3	-	1	18	
HUN	-	-	-	-	2	-	-	-	0	8	SUI	-	1	-	-	1	1	1	-	1	16	
FRA	-	-	-	-	1	-	1	-	0	6	POR	1	-	1	-	-	-	-	1	2	15	
SWE	-	-	-	1	-	-	-	-	0	5	BRA	1	-	-	1	-	-	-	1	1	14	
											NGR	-	-	1	-	-	1	2	1	1	14	

1984	Gold	Silver	Bronze	4th	5th	6th	7th	8th	Medals	Points	1988	Gold	Silver	Bronze	4th	5th	6th	7th	8th	Medals	Points
JPN	-	-	-	1	1	-	2	-	0	13	NGR	-	-	-	-	1	-	1	-	0	6
JAM	-	1	-	-	-	1	-	-	1	10	JPN	-	-	-	1	-	-	-	-	0	5
MAR	1	-	-	-	-	-	-	-	1	8	YUG <sup>CRO</sup>	-	-	-	1	-	-	-	-	0	5
CIV	-	1	-	-	-	-	-	-	1	7	BEL	-	-	-	-	1	-	-	-	0	4
IRL	-	1	-	-	-	-	-	-	1	7	BER	-	-	-	-	1	-	-	-	0	4
NOR	-	-	-	1	-	-	-	1	0	6	NED	-	-	-	-	-	1	-	1	0	4
SEN	-	-	-	-	1	-	-	-	0	4	CHI	-	-	-	-	-	1	-	-	0	3
BAH	-	-	-	-	-	1	-	-	0	3	LUX	-	-	-	-	-	-	1	-	0	2
BAR	-	-	-	-	-	1	-	-	0	3	NOR	-	-	-	-	-	-	1	-	0	2
ISL	-	-	-	-	-	1	-	-	0	3	TAN	-	-	-	-	-	-	1	-	0	2
TAN	-	-	-	-	-	1	-	-	0	3	TRI	-	-	-	-	-	-	1	-	0	2
BEL	-	-	-	-	-	-	1	-	0	2	IRL	-	-	-	-	-	-	-	1	0	1
UGA	-	-	-	-	-	-	1	-	0	2	OMA	-	-	-	-	-	-	-	1	0	1
DJI	-	-	-	-	-	-	-	1	0	1	KOR	-	-	-	-	-	-	-	1=	0	0.5
KOR	-	-	-	-	-	-	-	1	0	1	<b>Totals</b>	<b>42</b>	<b>42</b>	<b>41+2=</b>	<b>41</b>	<b>40+4=</b>	<b>40</b>	<b>41+3=</b>	<b>37+2=</b>	<b>127</b>	<b>1509</b>
NED	-	-	-	-	-	-	-	1	0	1	1. Breakdown of USSR placings with relay points divided by four:										
NZL	-	-	-	-	-	-	-	1	0	1	RUS	4.25	2	4	6	1	2	2	3	10.25	119
SUD	-	-	-	-	-	-	-	1	0	1	UKR	5	-	2+1=	4	-	1	-	-	8	80.5
<b>Totals</b>	<b>24</b>	<b>24</b>	<b>23+2=</b>	<b>23</b>	<b>24</b>	<b>24</b>	<b>24</b>	<b>23</b>	<b>73</b>	<b>863</b>	BLR	0.25	2	1	1	1	1	1	3.25	36	
<b>Women</b>	<b>Gold</b>	<b>Silver</b>	<b>Bronze</b>	<b>4th</b>	<b>5th</b>	<b>6th</b>	<b>7th</b>	<b>8th</b>	<b>Medals</b>	<b>Points</b>	LTU	-	2	-	-	1	-	-	2	18	
USA	7	7	1+1=	4	2	2	1	5	16	157.5	KAZ	0.5	-	1	-	1	-	-	-	1.5	14
GBR	1	2	4	3	4	3	3	1	7	93	EST	-	-	1	-	-	-	-	-	1	6
ROU	3	3	4	-	-	-	-	1	10	70	GEO	-	-	-	-	-	-	1	-	0	2
FRG	2	-	2	1	1	4	3	-	4	55	KGZ	-	-	-	-	-	1=	-	0	1	
CAN	-	2	1	1	1	1	2	2	3	38	<b>Totals</b>	<b>10</b>	<b>6</b>	<b>9+1=</b>	<b>11</b>	<b>4</b>	<b>4</b>	<b>4+1=</b>	<b>3</b>	<b>26</b>	<b>276.5</b>
AUS	1	-	1	-	1	3	2	1	2	32	2. Combined German placings:										
JAM	-	-	2	-	3	-	-	2	2	26		6	12	13	9	4	8	3+1=	6	31	308
ITA	1	1	-	1	-	1	-	-	2	23	3. Breakdown of Czechoslovakian placings:										
FRA	-	-	1=	2	-	1	1	1	1	21.5	CZE	1	1	-	-	1	2	1	-	2	27
FIN	-	1	-	2	-	-	1	-	1	19	SVK	-	-	-	-	1	-	-	-	0	4
NOR	-	1	-	1	1	-	-	-	1	16	<b>Totals</b>	<b>1</b>	<b>1</b>	-	-	<b>2</b>	<b>2</b>	<b>1</b>	-	<b>2</b>	<b>31</b>
NED	1	-	-	-	-	-	1	-	1	10	<b>Men</b>	<b>Gold</b>	<b>Silver</b>	<b>Bronze</b>	<b>4th</b>	<b>5th</b>	<b>6th</b>	<b>7th</b>	<b>8th</b>	<b>Medals</b>	<b>Points</b>
POR	-	-	1	-	-	1	-	-	1	9	USA	7	5	5	3	5	2	1	1	17	165
MAR	1	-	-	-	-	-	-	-	1	8	URS <sup>1</sup>	5	4	3+1=	4	1	1	1+1=	2	13	123.5
IND	-	-	-	1	-	-	1	-	0	7	GDR <sup>2</sup>	3	3	3	3	-	2	-	1	9	85
CHN	-	-	-	-	1	-	1	-	0	6	GBR	-	4	1	4	2	4	1+1=	-	5	77
NZL	-	-	-	-	1	-	-	-	0	4	KEN	4	2	1	-	-	-	2	3	7	59
SUI	-	-	-	-	1	-	-	-	0	4	ITA	1	1	1	2	1	-	3	1	3	42
SWE	-	-	-	-	1	-	-	-	0	4	FRG <sup>2</sup>	-	1	2	1	1	2	1+1=	2	3	39
BAH	-	-	-	-	-	1	-	1	0	4	FRA	-	-	1	1	1+2=	2	2	2	1	34
TRI	-	-	-	-	-	-	1	-	0	2	TCH <sup>3</sup>	1	1	-	-	2	1	1	-	2	28
IRL	-	-	-	-	-	-	-	1	0	1	JAM	-	1	-	1	1	1	1	-	1	21
KEN	-	-	-	-	-	-	-	1	0	1	BRA	-	1	1	-	1	1	-	-	2	20
<b>Totals</b>	<b>17</b>	<b>17</b>	<b>16+2=</b>	<b>16</b>	<b>17</b>	<b>17</b>	<b>17</b>	<b>16</b>	<b>52</b>	<b>611</b>	CAN	-	-	1	-	1	2	2	1	17	

## Seoul 1988

Overall	Gold	Silver	Bronze	4th	5th	6th	7th	8th	Medals	Points	
URS <sup>1</sup>	10	6	9+1=	11	4	4	4+1=	3	26	276.5	
USA	13	7	6	4	9	6	2	4	26	271	
GDR <sup>2</sup>	6	11	10	6	2	5	1	3	27	243	
GBR	-	6	2	5	3	6	3+1=	1+1=	8	117.5	
FRG <sup>2</sup>	-	1	3	3	2	3	2+1=	3	4	65	
KEN	4	2	1	-	-	2	3	7	59		
ITA	1	1	1	2	1	1	3	2	3	46	
BUL	2	1	1	1	1+1=	-	-	3	4	44.5	
JAM	-	2	-	3	2	1	2	-	2	44	
FRA	-	-	1	1	2+2=	2	5	2	1	44	
AUS	1	1	-	1	2	2	2	2	2	40	
TCH <sup>3</sup>	1	1	-	-	2	2	1	-	2	31	
CAN	-	-	1	-	2	2	2	2	1	26	
BRA	-	1	1	-	1	1	-	-	2	20	
ROU	1	1	-	-	1=	-	-	-	2	18.5	
ESP	-	-	-	1	2	-	1	-	0	15	
FIN	1	-	1	-	-	-	-	-	2	14	
MAR	1	-	1	-	-	-	-	-	2	14	
CHN	-	-	1	-	1	-	1	2	1	14	
POR	1	-	-	1	-	-	-	-	1	13	
HUN	-	-	-	-	-	2	2	1	0	11	
SWE	-	-	1=	-	-	-	1	1	1	8.5	
SEN	-	1	-	-	-	-	-	-	1	7	
POL	-	-	-	-	-	1	1	2	0	7	
DJI	-	-	1	-	-	-	-	-	1	6	
SUI	-	-	1	-	-	-	-	-	1	6	
MEX	-	-	-	-	1	-	1	-	0	6	
NGR	-	-	-	-	-	-	-	-	-	0	6
JPN	-	-	-	-	-	1	-	-	-	0	5
POR	-	-	-	-	1	-	-	-	-	0	5
BEL	-	-	-	-	-	1	-	-	-	0	4
BER	-	-	-	-	-	1	-	-	-	0	4
NED	-	-	-	-	-	1	-	-	1	0	4
CHI	-	-	-	-	-	-	1	-	-	0	3
NOR	-	-	-	-	-	-	-	1	-	0	2
TAN	-	-	-	-	-	-	-	1	-	0	2
TRI	-	-	-	-	-	-	-	1	-	0	2
POL	-	-	-	-	-	-	-	-	2	0	2
IRL	-	-	-	-	-	-	-	-	1	0	1
OMA	-	-	-	-	-	-	-	-	1	0	1
<b>Totals</b>	<b>24</b>	<b>24</b>	<b>23+2=</b>	<b>23</b>	<b>23+2=</b>	<b>23</b>	<b>23+3=</b>	<b>22</b>	<b>73</b>	<b>863</b>	
1. Breakdown of USSR placings with relay points divided by four:											
RUS	2	2	-	3	-	1	1	2	4	52	







1996	Gold	Silver	Bronze	4th	5th	6th	7th	8th	Medals	Points	2000	1st	Silver	Bronze	4th	5th	6th	7th	8th	Top 3	Points	
BDI	1	-	-	1	-	-	-	-	1	13	<b>Sydney 2000</b>											
FRA	1	-	-	1	-	-	-	-	1	13												
NOR	1	-	-	-	1	-	-	-	1	13												
MEX	-	-	1	-	-	2	-	1	1	13												
TRI	-	-	2	-	-	-	-	-	2	12												
FIN	-	-	1	-	-	-	2	-	1	10												
SWE	-	-	-	1	1	-	-	1	0	10												
BRA	-	-	1	-	-	-	1	1	1	9												
ALG	1	-	-	-	-	-	-	-	1	8												
ECU	1	-	-	-	-	-	-	-	1	8												
ETH	1	-	-	-	-	-	-	-	1	8												
HUN	1	-	-	-	-	-	-	-	1	8												
KOR	-	1	-	-	-	-	-	1	1	8												
ZAM	-	1	-	-	-	-	-	-	1	7												
UGA	-	-	1	-	-	-	-	-	1	6												
KAZ	-	-	-	1	-	-	-	1	0	6												
BAR	-	-	-	1	-	-	-	-	0	5												
SEN	-	-	-	1	-	-	-	-	0	5												
YUG SRB	-	-	-	1	-	-	-	1	0	6												
LTU	-	-	-	-	1	-	-	1	0	5												
ARM	-	-	-	-	1	-	-	-	0	4												
JPN	-	-	-	-	1	-	-	-	0	4												
BER	-	-	-	-	-	1	-	-	0	3												
EST	-	-	-	-	-	1	-	-	0	3												
GRE	-	-	-	-	-	1	-	-	0	3												
LAT	-	-	-	-	-	1	-	-	0	3												
NGR	-	-	-	-	-	1	-	-	0	3												
SLO	-	-	-	-	-	1	-	-	0	3												
SOM	-	-	-	-	-	1	-	-	0	3												
BAH	-	-	-	-	-	-	1	-	0	2												
BEL	-	-	-	-	-	-	1	-	0	2												
BUL	-	-	-	-	-	-	1	-	0	2												
NED	-	-	-	-	-	-	1	-	0	2												
RWA	-	-	-	-	-	-	-	1	0	1												
TUN	-	-	-	-	-	-	-	1	0	1												
UZB	-	-	-	-	-	-	-	1	0	1												
<b>Totals</b>	<b>24</b>	<b>24</b>	<b>24</b>	<b>24</b>	<b>24</b>	<b>24</b>	<b>23</b>	<b>20</b>	<b>72</b>	<b>858</b>												
<b>Women</b>	<b>Gold</b>	<b>Silver</b>	<b>Bronze</b>	<b>4th</b>	<b>5th</b>	<b>6th</b>	<b>7th</b>	<b>8th</b>	<b>Medals</b>	<b>Points</b>												
RUS	3	3	1	2	4+1=	3	1	1	7	92												
USA	3	1	3	2	2	-	1	2	7	71												
GER	2	-	1	2	1+1=	2	2	3	3	52												
JAM	1	2	1	2	1	1	2	-	4	49												
CHN	1	2	1	1	1	1	-	1	4	41												
NGR	1	1	2	-	1	1	1	-	4	36												
FRA	2	-	1	-	-	2	-	1	3	29												
UKR	1	-	1	1	1	-	-	1	2	24												
ITA	-	2	1	-	1	-	-	-	3	24												
AUS	-	2	-	-	1	-	2	1	2	23												
GBR	-	-	1	2	1	-	-	1	1	21												
BAH	-	1	-	2	-	1	-	-	1	20												
ETH	1	-	1	1	-	-	-	-	2	19												
BLR	-	1	1	-	-	1	1	1	2	19												
CUB	-	1	-	1	1	1	-	-	1	19												
ROU	-	1	-	-	-	1	4	1	1	19												
JPN	-	-	1	1	1	-	1	-	1	17												
GRE	-	1	-	1	1	-	-	-	1	16												
POR	1	-	-	-	-	1	1	-	1	13												
KEN	-	1	-	-	-	1	-	1	1	11												
POL	-	-	-	1	-	1	1	1	0	11												
FIN	1	-	-	-	-	-	1	-	1	10												
BUL	1	-	-	-	-	-	-	-	1	8												
SWE	1	-	-	-	-	-	-	-	1	8												
SYR	1	-	-	-	-	-	-	-	1	8												
CZE	-	-	1	-	-	-	1	-	1	8												
CAN	-	-	-	1	-	1	-	-	0	8												
SLO	-	1	-	-	-	-	-	-	1	7												
NOR	-	-	1	-	-	-	-	1	1	7												
AUT	-	-	1	-	-	-	-	-	1	6												
MOZ	-	-	1	-	-	-	-	-	1	6												
ESP	-	-	-	-	1	-	-	-	0	4												
SLE	-	-	-	-	1	-	-	-	0	4												
HUN	-	-	-	-	-	1	-	1	0	4												
LTU	-	-	-	-	-	-	-	1	0	3												
LAT	-	-	-	-	-	-	-	1	0	1												
NZL	-	-	-	-	-	-	-	1	0	1												
<b>Totals</b>	<b>20</b>	<b>20</b>	<b>20</b>	<b>20</b>	<b>19+3=</b>	<b>19</b>	<b>19</b>	<b>19</b>	<b>60</b>	<b>719</b>												
												<b>See also IOC Medal tables</b>										
												<b>Overall</b>	<b>1st</b>	<b>Silver</b>	<b>Bronze</b>	<b>4th</b>	<b>5th</b>	<b>6th</b>	<b>7th</b>	<b>8th</b>	<b>Top 3</b>	<b>Points</b>
												USA	7	4	5	3	3	-	4	4	16	153
												RUS	3	4	6	3	4	3	1	5	13	135
												GER	2	1	2	3	6	4	4	7	5	101
												GBR	2	2	2	5	4	3	1	2	6	96
												ETH	4	1	3	3	-	3	1	-	8	83
												CUB	2	2	2	4	2	3	1	2	6	83
												KEN	2	3	2	3	3	1	-	-	7	79
												JAM	-	6	3	2	-	-	1	1	9	73
												POL	4	-	-	1	3	3	1	2	4	62
												AUS	1	2	-	-	3+2=	3	2	2	3	56
												BLR	2	-	3	2	-	1	1	-	5	49
												ROU	1	2	1+1=	-	-	3	-	-	5	42.5
												GRE	2	2	-	-	1	1	2	-	4	41
												UKR	-	-	2	2	3	-	3	1	2	41
												BAH	2	-	1	1	1	2	1	-	3	39
												RSA	-	1	2	1	-	2	1	3	35	
												MAR	-	1	3	-	-	1	2	1	4	33
												ALG	1	1	2	-	1	-	-	-	4	31
												CZE	1	1	-	1	1	1	1	2	2	31
												ITA	-	2	-	1	1	1	2	1	2	31
												ESP	-	-	1	1	1	3	2	1	1	29
												FRA	-	-	-	3	1	1	1	1	0	25
												NGR	1	1	-	1	-	-	2	-	2	24
												MEX	-	1	1	-	2	-	1	-	2	23
												BRA	-	1	-	1	1	1	-	-	1	19
												NOR	1	1	-	-	-	-	-	-	2	15
												JPN	1	-	-	-	-	1	2	-	1	15
												SWE	-	-	1=	1	-	1=	-	1	1	14
												FIN	1	-	-	-	1	-	-	1	1	13
												TTO	-	1	1	-	-	-	-	-	2	13
												KAZ	1	-	-	-	-	1	-	-	1	11
												CHN	1	-	-	-	-	-	1	1	1	11
												BAR	-	-	1	1	-	-	-	-	1	11
												IRL	-	1	-	-	-	1	-	-	1	10
												CAN	-	-	-	-	1	1+1=	-	-	-	9.5
												BUL	1	-	-	-	-	-	-	-	1	8
												EST	1	-	-	-	-	-	-	-	1	8
												LTU	1	-	-	-	-	-	-	-	1	8
												MOZ	1	-	-	-	-	-	-	-	1	8
												AUT	-	1	-	-	-	-	-	-	1	8
												DEN	-	1	-	-	-	-	-	1	1	8
												ISL	-	-	1	-	-	-	1	-	1	8
												KSA	-	1	-	-	-	-	-	-	1	7
												LAT	-	1	-	-	-	-	-	-	1	7
												SRI	-	1	-	-	-	-	-	-	1	7
												POR	-	-	1	-	-	-	-	-	1	6
												ECU	-	-	-	1	-	-	-	-	0	5
												SLO	-	-	-	1	-	-	-	-	0	5
												HUN	-	-	-	-	-	-	2	1	0	5
												ISR	-	-	-	-	1	-	-	-	0	4
												SUI	-	-	-	-	1	-	-	-	0	4
												BOT	-	-	-	-	-	-	1	-	0	2
												HAI	-	-	-	-	-	-	1	-	0	2
												SKN	-	-	-	-	-	-	1	-	0	2
												PRK	-	-	-	-	-	-	-	1	0	1
												<b>Totals</b>	<b>46</b>	<b>46</b>	<b>45+2=</b>	<b>45</b>	<b>45+2=</b>	<b>44+2=</b>	<b>45</b>	<b>40</b>	<b>139</b>	<b>1650</b>
												<b>Men</b>	<b>Gold</b>	<b>Silver</b>	<b>Bronze</b>	<b>4th</b>	<b>5th</b>	<b>6th</b>	<b>7th</b>	<b>8th</b>	<b>Medals</b>	<b>Points</b>
												USA	5	4	3	3	3	-	2	2	12	119
												KEN	2	3	1	2	2	-	-	-	6	61
												GBR	1	2	-	3	4	2	-	1	3	60
												ETH	3	-	2	1	-	2	-	-	5	47
												RUS	1	-	4	-	2	2	-	-	5	46
												GER	1	1	-	2	2	1	2	5	2	45
												CUB	2	2	1	1	-	-	1	1	5	44
												POL	3	-	-	-	1	2	-	2	3	36
												MAR	-	1	2	-	-	1	2	-	3	26
												RSA	-	-	2	1	-	1	2	-	2	24
												AUS	-	1	-	-	2=	2	1	1	1	23
												ESP	-	-	-	1	1	3	2	1	0	23





2008	Gold	Silver	Bronze	4th	5th	6th	7th	8th	Medals	Points	2008	Gold	Silver	Bronze	4th	5th	6th	7th	8th	Medals	Points
UGA	-	-	-	1	-	-	-	-	0	5	KEN	2	3	-	2	2	1	1	-	5	60
ERI	-	-	-	-	1	-	-	1	0	5	GBR	1	-	1	3	1	2	1	1	2	42
MEX	-	-	-	-	-	1	1	-	0	5	UKR	1	1	2	1	1	-	1	-	4	38
MOZ	-	-	-	-	1	-	-	-	0	4	BLR	1	1	1	2	-	1	-	-	3	34
NED	-	-	-	-	-	-	1	2	0	4	CHN	-	-	2	3	1	-	1	1	2	34
SEN	-	-	-	-	-	1	-	-	0	3	CUB	-	2	-	1	1	2	-	-	2	29
SKN	-	-	-	-	-	1	-	-	0	3	GER	-	-	1	-	2	1	2+1=	3	1	25.5
SUI	-	-	-	-	-	1	-	-	0	3	ETH	2	-	1	-	-	-	1	1	3	25
ALG	-	-	-	-	-	-	1	1	0	3	TUR	-	2	-	-	-	-	1	-	2	16
IRL	-	-	-	-	-	-	1	1	0	3	POL	-	-	-	-	2	1	2	1	0	16
QAT	-	-	-	-	-	-	-	3	0	3	BEL	1	1	-	-	-	-	-	-	2	15
SVK	-	-	-	-	-	-	-	2	0	2	CZE	1	-	-	-	1	-	1	-	1	14
BOT	-	-	-	-	-	-	-	1	0	1	NGR	-	-	2	-	-	-	1	-	2	14
CAY	-	-	-	-	-	-	-	1	0	1	BRA	1	-	-	1	-	-	-	-	1	13
<b>Totals</b>	<b>47</b>	<b>46+2=</b>	<b>46</b>	<b>47</b>	<b>47</b>	<b>46</b>	<b>43+2=</b>	<b>43</b>	<b>141</b>	<b>1680</b>	ROU	1	-	-	-	1	-	-	1	1	13

Men	Gold	Silver	Bronze	4th	5th	6th	7th	8th	Top 3	Points
-----	------	--------	--------	-----	-----	-----	-----	-----	-------	--------

USA	4	5	5	1	-	1	-	1	14	106
KEN	4	1	4	1	1	-	2	-	9	76
RUS	2	1	3	1	1	1	2	-	6	57
ETH	2	1	1	2	1	2	1	-	4	51
JAM	3	-	-	1	1	2	2	1	3	44
AUS	1	1	1	-	-	4	-	-	3	33
CUB	1	-	2	1	1	1	-	-	3	32
FRA	-	1	1	1	3	-	1	-	2	32
GBR	-	2	-	1	1	1	1	2	2	30
POL	1	1	-	-	1	1	2	1	2	27
BLR	-	2	1	1	-	-	-	1	3	26
ESP	-	-	-	2	1	-	2	1	0	19
TTO	-	2	-	-	-	-	2	-	2	18
BAH	-	1	1	1	-	-	-	-	2	18
FIN	-	-	1	1	1	1	-	-	1	18
GER	-	-	-	1	2	1	-	2	0	18
RSA	-	1	-	-	1	1	-	-	1	14
CAN	-	-	1	1	-	1	-	-	1	14
UKR	-	-	1	-	1	-	1	1	1	13
ITA	1	-	-	-	1	-	-	-	1	12
NOR	1	-	-	-	1	-	-	-	1	12
JPN	-	-	1	-	1	-	1	-	1	12
MAR	-	1	-	-	1	-	-	-	1	11
ZIM	-	-	-	2	-	-	-	-	0	10
CZE	-	-	-	-	-	2	1	1	0	9
EST	1	-	-	-	-	-	-	-	1	8
PAN	1	-	-	-	-	-	-	-	1	8
POR	1	-	-	-	-	-	-	-	1	8
SLO	1	-	-	-	-	-	-	-	1	8
BRA	-	-	-	1	-	1	-	-	0	8
ECU	-	1	-	-	-	-	-	-	1	7
LAT	-	1	-	-	-	-	-	-	1	7
NZL	-	1	-	-	-	-	-	-	1	7
SUD	-	1	-	-	-	-	-	-	1	7
LTU	-	-	1	-	-	-	-	-	1	6
HUN	-	-	-	1	-	-	-	1	0	6
SWE	-	-	-	1	-	-	-	1	0	6
BRN	-	-	-	-	1	-	1	-	0	6
AHO	-	-	-	1	-	-	-	-	0	5
CHN	-	-	-	1	-	-	-	-	0	5
UGA	-	-	-	1	-	-	-	-	0	5
ERI	-	-	-	-	1	-	-	1	0	5
MEX	-	-	-	-	-	1	1	-	0	5
BEL	-	-	-	-	1	-	-	-	0	4
ROU	-	-	-	-	1	-	-	-	0	4
SEN	-	-	-	-	-	1	-	-	0	3
SKN	-	-	-	-	-	1	-	-	0	3
SUI	-	-	-	-	-	1	-	-	0	3
ALG	-	-	-	-	-	-	1	1	0	3
NED	-	-	-	-	-	-	1	1	0	3
QAT	-	-	-	-	-	-	-	3	0	3
GRE	-	-	-	-	-	-	-	1	0	1
IRL	-	-	-	-	-	-	-	1	0	1
SVK	-	-	-	-	-	-	-	1	0	1
<b>Totals</b>	<b>24</b>	<b>24</b>	<b>24</b>	<b>24</b>	<b>24</b>	<b>24</b>	<b>22</b>	<b>22</b>	<b>72</b>	<b>858</b>

Women	1st	2nd	3rd	4th	5th	6th	7th	8th	Medals	Points
-------	-----	-----	-----	-----	-----	-----	-----	-----	--------	--------

RUS	4	4	4	5	2	7	2	2	12	144
USA	3	4	2	3	3	1	2	4	9	102
JAM	3	1+2=	2	1	1	3	1	-	8	76


KEN	2	3	-	2	2	1	1	-	5	60
GBR	1	-	1	3	1	2	1	1	2	42
UKR	1	1	2	1	1	-	1	-	4	38
BLR	1	1	1	2	-	1	-	-	3	34
CHN	-	-	2	3	1	-	1	1	2	34
CUB	-	2	-	1	1	2	-	-	2	29
GER	-	-	1	-	2	1	2+1=	3	1	25.5
ETH	2	-	1	-	-	-	1	1	3	25
TUR	-	2	-	-	-	-	1	-	2	16
POL	-	-	-	-	2	1	2	1	0	16
BEL	1	1	-	-	-	-	-	-	2	15
CZE	1	-	-	-	1	-	1	-	1	14
NGR	-	-	2	-	-	-	1	-	2	14
BRA	1	-	-	1	-	-	-	-	1	13
ROU	1	-	-	-	1	-	-	1	1	13
ESP	-	-	-	-	1	2	1=	1	0	12.5
CAN	-	-	1	-	1	-	-	-	1	10
CMR	1	-	-	-	-	-	-	-	1	8
NZL	1	-	-	-	-	-	-	-	1	8
ITA	-	-	1	-	-	-	1	-	1	8
AUS	-	1	-	-	-	-	-	-	1	7
CRO	-	1	-	-	-	-	-	-	1	7
NOR	-	1	-	-	-	-	-	-	1	7
GRE	-	-	1	-	-	-	-	-	1	6
MAR	-	-	1	-	-	-	-	-	1	6
KAZ	-	-	-	1	-	-	-	-	0	5
FRA	-	-	-	-	1	-	-	1	0	5
BRN	-	-	-	-	1	-	-	-	0	4
MOZ	-	-	-	-	1	-	-	-	0	4
BAH	-	-	-	-	-	-	2	-	0	4
SLO	-	-	-	-	-	1	-	-	0	3
IRL	-	-	-	-	-	-	1	-	0	2
BOT	-	-	-	-	-	-	-	1	0	1
CAY	-	-	-	-	-	-	-	1	0	1
NED	-	-	-	-	-	-	-	1	0	1
POR	-	-	-	-	-	-	-	1	0	1
SVK	-	-	-	-	-	-	-	1	0	1
<b>Totals</b>	<b>23</b>	<b>22+2=</b>	<b>22</b>	<b>23</b>	<b>23</b>	<b>22</b>	<b>21+2=</b>	<b>21</b>	<b>69</b>	<b>822</b>

## London 2012

See also IOC Medal tables

Overall	1st	2nd	3rd	4th	5th	6th	7th	8th	Top 3	Points
USA	9	12	7	9	8	4	3	3	28	296
RUS	6	3	6	2	3+1=	2	1	4	15	142.5
KEN	2	4	6	3	3	1	2	-	12	114
JAM	4	4	4	2	1	1	3	1	12	108
GER	1	4	3	2	4	4+1=	1	2	8	98
ETH	3	2	2	5	3	2	-	1	7	94
GBR	4	1	1=	3	2+1=	1+1=	3	4	6	85.5
CHN	1	3	3	4	3	1	-	-	7	82
FRA	1	1	1	-	2	3	1	3	3	43
UKR	-	1	2	3	-	-	2	-	3	38
TTO	1	1	2	-	-	3	-	-	4	36
AUS	2	1	-	-	-	1	1	1	3	29
CZE	1	-	1	1	-	1+1=	2	1	2	29
CUB	-	1	2	-	-	2	-	1	3	26
POL	1	1	-	-	1	1	1	-	2	24
CAN	-	-	1=	-	3	2	-	1	1	24
BAH	1	-	-	1	1	-	1	-	1	19
BEL	-	-	-	1	2	2	-	-	0	19
RSA	-	1	-	1	-	-	1	3	1	17
ITA	-	-	1	1	-	1	1	1	1	17
JPN	-	-	1	1	-	1	1	-	1	16
DOM	1	1	-	-	-	-	-	-	2	15
NED	-	-	-	-	3	1	-	-	0	15
ESP	-	-	-	1	1	-	2	-	0	13
BOT	-	1	-	1	-	-	-	-	1	12
MAR	-	-	1	-	-	1	1	-	1	11
LTU	-	-	-	2	-	-	-	1	0	11
BRA	-	-	-	-	1	-	3	1	0	11
BRN	-	1	-	-	-	1	-	-	1	10
FIN	-	-	1	-	1	-	-	-	1	10
TUR	1	-	-	-	-	-	-	1	1	9
SLO	-	1	-	-	-	-	1	-	1	9

2012	1st	2nd	3rd	4th	5th	6th	7th	8th	Top 3	Points	2012	1st	2nd	3rd	4th	5th	6th	7th	8th	Top 3	Points	
NGR	-	-	-	1	-	-	1	2	0	9	ESP	-	-	-	-	1	-	1	-	0	6	
ALG	1	-	-	-	-	-	-	-	1	8	LTU	-	-	-	1	-	-	-	-	0	5	
CRO	1	-	-	-	-	-	-	-	1	8	SWE	-	-	-	1	-	-	-	-	0	5	
GRN	1	-	-	-	-	-	-	-	1	8	ERI	-	-	-	-	-	1	1	-	0	5	
HUN	1	-	-	-	-	-	-	-	1	8	RSA	-	-	-	-	-	-	1	3	0	5	
KAZ	1	-	-	-	-	-	-	-	1	8	QAT	-	-	1=	-	-	-	-	-	1	5	
NZL	1	-	-	-	-	-	-	-	1	8	BAR	-	-	-	-	1	-	-	-	0	4	
TUN	1	-	-	-	-	-	-	-	1	8	SVK	-	-	-	-	1	-	-	-	0	4	
UGA	1	-	-	-	-	-	-	-	1	8	MEX	-	-	-	-	-	1	-	1	0	4	
COL	-	1	-	-	-	-	-	-	1	7	GRE	-	-	-	-	-	-	2	-	0	4	
GUA	-	1	-	-	-	-	-	-	1	7	ARG	-	-	-	-	-	1	-	-	0	3	
IRI	-	1	-	-	-	-	-	-	1	7	ECU	-	-	-	-	-	-	1	-	0	2	
LAT	-	-	-	1	-	-	-	2	0	7	NGR	-	-	-	-	-	-	1	-	0	2	
NOR	-	-	-	-	1	1	-	-	0	7	SRB	-	-	-	-	-	-	1	-	0	2	
SVK	-	-	-	-	1	1	-	-	0	7	SUD	-	-	-	-	-	-	1	-	0	2	
EST	-	-	1	-	-	-	-	-	1	6	VEN	-	-	-	-	-	-	1	-	0	2	
IRL	-	-	1	-	-	-	-	-	1	6	ZIM	-	-	-	-	-	-	1	-	0	2	
PUR	-	-	1	-	-	-	-	-	1	6	BLR	-	-	-	-	-	-	-	1	0	1	
SWE	-	-	-	1	-	-	-	1	0	6	IND	-	-	-	-	-	-	-	1	0	1	
CIV	-	-	-	-	-	1	1	-	0	5	TUR	-	-	-	-	-	-	-	1	0	1	
ERI	-	-	-	-	-	1	1	-	0	5	<b>Totals</b>	<b>24</b>	<b>24</b>	<b>23+3=</b>	<b>23</b>	<b>22+2=</b>	<b>23</b>	<b>23</b>	<b>21</b>	<b>74</b>	<b>859</b>	
BLR	-	-	-	-	-	-	2	1	0	5	<b>Women</b>	<b>1st</b>	<b>2nd</b>	<b>3rd</b>	<b>4th</b>	<b>5th</b>	<b>6th</b>	<b>7th</b>	<b>8th</b>	<b>Medals</b>	<b>Points</b>	
QAT	-	-	1=	-	-	-	-	-	1	5	USA	6	4	4	2	6	2	2	1	14	145	
BAR	-	-	-	-	1	-	-	-	0	4	RUS	5	3	6	1	1	2	1	3	14	117	
IND	-	-	-	-	-	1	-	1	0	4	ETH	3	1	1	3	3	-	-	-	5	64	
MEX	-	-	-	-	-	1	-	1	0	4	GER	-	2	2	2	3	2+1=	1	-	4	58	
POR	-	-	-	-	-	1	-	1	0	4	JAM	1	2	2	2	1	1	1	1	5	54	
GRE	-	-	-	-	-	-	2	-	0	4	KEN	-	3	2	3	-	1	1	-	5	53	
ARG	-	-	-	-	-	1	-	-	0	3	CHN	-	2	2	2	3	1	-	-	4	51	
BDI	-	-	-	-	-	1	-	-	0	3	GBR	1	1	-	-	2	1=	3	3	2	34	
AUT	-	-	-	-	-	-	1	-	0	2	UKR	-	-	2	2	-	-	-	-	2	22	
ECU	-	-	-	-	-	-	1	-	0	2	CZE	1	-	1	-	-	1=	2	-	2	20	
SRB	-	-	-	-	-	-	1	-	0	2	CUB	-	1	1	-	-	1	-	-	2	16	
SUD	-	-	-	-	-	-	1	-	0	2	FRA	-	-	-	-	2	1	1	2	0	15	
UZB	-	-	-	-	-	-	1	-	0	2	RSA	-	1	-	1	-	-	-	-	1	12	
VEN	-	-	-	-	-	-	1	-	0	2	BRN	-	1	-	-	-	1	-	-	1	10	
ZIM	-	-	-	-	-	-	1	-	0	2	CAN	-	-	-	-	-	1	2	-	0	10	
<b>Totals</b>	<b>47</b>	<b>47</b>	<b>46+3=</b>	<b>46</b>	<b>45+2=</b>	<b>45+3=</b>	<b>45</b>	<b>38</b>	<b>143</b>	<b>1682</b>	AUS	1	-	-	-	-	-	-	-	1	8	
<b>Men</b>	<b>1st</b>	<b>2nd</b>	<b>3rd</b>	<b>4th</b>	<b>5th</b>	<b>6th</b>	<b>7th</b>	<b>8th</b>	<b>Medals</b>	<b>Points</b>	CRO	1	-	-	-	-	-	-	-	1	8	
USA	3	8	3	7	2	2	1	2	14	151	KAZ	1	-	-	-	-	-	-	-	1	8	
KEN	2	1	4	-	3	-	1	-	7	61	NZL	1	-	-	-	-	-	-	-	1	8	
JAM	3	2	2	-	-	-	2	-	7	54	TUN	1	-	-	-	-	-	-	-	1	8	
GBR	3	-	1=	3	1=	1	-	1	4	51.5	TUR	1	-	-	-	-	-	-	-	1	8	
GER	1	2	1	-	1	2	-	2	4	40	COL	-	1	-	-	-	-	-	-	1	7	
TTO	1	1	2	-	-	2	-	-	4	33	POL	-	1	-	-	-	-	-	-	1	7	
CHN	1	1	1	2	-	-	-	-	3	31	ESP	-	-	-	1	-	-	1	-	0	7	
ETH	-	1	1	2	-	2	-	1	2	30	LAT	-	-	-	1	-	-	-	2	0	7	
FRA	1	1	1	-	-	2	-	1	3	28	NGR	-	-	-	1	-	-	-	2	0	7	
RUS	1	-	-	1	2+1=	-	-	1	1	25.5	LTU	-	-	-	1	-	-	-	1	0	6	
AUS	1	1	-	-	-	1	1	1	2	21	BOT	-	-	-	1	-	-	-	-	0	5	
BAH	1	-	-	1	1	-	1	-	1	19	CIV	-	-	-	-	-	1	1	-	0	5	
POL	1	-	-	-	1	1	1	-	1	17	ITA	-	-	-	-	-	1	1	-	0	5	
UKR	-	1	-	1	-	-	2	-	1	16	BEL	-	-	-	-	1	-	-	-	0	4	
JPN	-	-	1	1	-	1	1	-	1	16	POR	-	-	-	-	-	1	-	1	0	4	
DOM	1	1	-	-	-	-	-	-	2	15	BLR	-	-	-	-	-	-	2	-	0	4	
BEL	-	-	-	1	1	2	-	-	0	15	BRA	-	-	-	-	-	-	2	-	0	4	
CAN	-	-	1=	-	2	-	-	1	1	14	BDI	-	-	-	-	-	1	-	-	0	3	
ITA	-	-	1	1	-	-	-	1	1	12	IND	-	-	-	-	-	1	-	-	0	3	
NED	-	-	-	-	3	-	-	-	0	12	NED	-	-	-	-	-	1	-	-	0	3	
MAR	-	-	1	-	-	1	1	-	1	11	SVK	-	-	-	-	-	1	-	-	0	3	
FIN	-	-	1	-	1	-	-	-	1	10	TTO	-	-	-	-	-	1	-	-	0	3	
CUB	-	-	1	-	-	1	-	1	1	10	AUT	-	-	-	-	-	-	1	-	0	2	
CZE	-	-	-	1	-	1	-	1	0	9	SLO	-	-	-	-	-	-	1	-	0	2	
ALG	1	-	-	-	-	-	-	-	1	8	UZB	-	-	-	-	-	-	1	-	0	2	
GRN	1	-	-	-	-	-	-	-	1	8	SWE	-	-	-	-	-	-	-	1	0	1	
HUN	1	-	-	-	-	-	-	-	1	8	<b>Totals</b>	<b>23</b>	<b>23</b>	<b>23</b>	<b>23</b>	<b>23</b>	<b>22+3=</b>	<b>22</b>	<b>17</b>	<b>69</b>	<b>823</b>	
UGA	1	-	-	-	-	-	-	-	1	8												
BOT	-	1	-	-	-	-	-	-	1	7												
GUA	-	1	-	-	-	-	-	-	1	7												
IRI	-	1	-	-	-	-	-	-	1	7												
SLO	-	1	-	-	-	-	-	-	1	7												
NOR	-	-	-	-	1	1	-	-	0	7												
BRA	-	-	-	-	1	-	1	1	0	7												
EST	-	-	1	-	-	-	-	-	1	6												
IRL	-	-	1	-	-	-	-	-	1	6												
PUR	-	-	1	-	-	-	-	-	1	6												



Overall	Gold	Silver	Bronze	Medals	Overall	Gold	Silver	Bronze	Medals
<b>IOC MEDAL TABLES</b>					ESP	2	4	6	12
These medal-only tables reflect the International Olympic Committee's perspective as at June 10, 2016. In eight events, medals won by confirmed doping offenders have not been reallocated by the IOC, or their reallocation process is ongoing as at June 10, 2016.					CZE	5	1	5	11
					BAH	4	2	4	10
<b>Overall Men &amp; Women</b>					POR	4	2	4	10
					MEX	3	5	2	10
IOC Perspective					SUI	0	6	2	8
					ALG	4	1	2	7
<b>2000 Women's 100m</b>					AUT	1	2	4	7
					IRL	4	2	0	6
gold won by Marion Jones USA withdrawn and not reallocated (though additional silver awarded)					EST	2	1	3	6
					DEN	0	3	3	6
<b>2004 Men's Hammer Throw</b>					LTU	3	1	1	5
					ARG	2	3	0	5
silver won by Ivan Tikhon BLR withdrawn and pending					TUN <sup>[1]</sup>	1	3	1	5
					LAT	0	4	1	5
<b>2004 Women's Shot Put</b>					TUR	0	3	2	5
					SLO	1	2	1	4
bronze won by Svetlana Krivelyova RUS withdrawn and pending					NAM	0	4	0	4
					DOM	2	1	0	3
2012 medals won by confirmed doping offenders, but full reallocation process ongoing:					KAZ	2	0	1	3
					UGA	2	0	1	3
<b>2012 Men's 50 Kilometres Walk</b>					PAN	1	0	2	3
					CRO	2	0	0	2
gold originally won by Sergey Kirkyapkin RUS					ECU	1	1	0	2
					KOR	1	1	0	2
<b>2012 Women's 1500 Metres</b>					MOZ	1	0	1	2
					CHI	0	2	0	2
gold originally won by Aslı Çakır Alptekin TUR					SRI	0	2	0	2
					TAN	0	2	0	2
<b>2012 Women's 3000 Metres Steeplechase</b>					YUG	0	2	0	2
					COL	0	1	1	2
gold originally won by Yuliya Zaripova RUS <sup>[1]</sup>					ISL	0	1	1	2
					TPE	0	1	1	2
<b>2012 Women's 20 Kilometres Walk</b>					QAT	0	0	1+1=	2
					BWI	0	0	2	2
silver originally won by Olga Kaniskina RUS					PHI	0	0	2	2
					BDI	1	0	0	1
<b>Overall</b>	<b>Gold</b>	<b>Silver</b>	<b>Bronze</b>	<b>Medals</b>	GRN	1	0	0	1
USA	330+2=	246.8+7	195+5=	785.8	LUX	1	0	0	1
GER	70	93	98	261	SYR	1	0	0	1
URS (EUN)	71	64+2=	75+2=	214	BOT	0	1	0	1
GBR <sup>[2]</sup>	56.8	83+3=	62+1=	205.8	CIV	0	1	0	1
FIN	49	35	31+1=	116	GUA	0	1	0	1
SWE	21	25	42+3=	91	HAI	0	1	0	1
KEN	24	31	24	79	IRI	0	1	0	1
AUS	20.2	26	27+1=	74.2	KSA	0	1	0	1
RUS	24	25	25	74	SEN	0	1	0	1
JAM	17	28+2=	19	66	SUD	0	1	0	1
FRA	15	22.2+1=	24+2=	64.2	ZAM	0	1	0	1
ITA	19	15	26	60	BAR	0	0	1	1
CAN	14	15	24+2=	55	BRN	0	0	1	1
POL	23	16+2=	12+1=	54	DJI	0	0	1	1
ETH	21	7	17	45	ERI	0	0	1	1
HUN	11	14+1=	18	44	PUR	0	0	1	1
CUB	10	14	16	40	VEN	0	0	1	1
GRE	7	13+1=	12+3=	36	Withdrawn	1	0	0	1
ROU	11	14	9+1=	35	Pending	0	1	1	2
TCH	11	9	5	25	2012 Medal reallocation process ongoing as at June 10, 2016:				
RSA	6	12	6	24	RUS <sup>[1]</sup>	2	1	0	3
JPN	7	7	9	23	TUR	1	0	0	1
CHN	6	4	11	21	<b>Totals</b>	<b>952+2=</b>	<b>941+20=</b>	<b>927+23=</b>	<b>2865</b>
NZL	10	2	8	20	1. Not reflected on this table is the news that Zaripova's gold medal was presented to Habiba Ghribi (TUN) in a special ceremony in Radès on June 4, 2016				
NOR	7	5	8	20	2. If Norman Pritchard is regarded as Indian then subtract two silvers from GBR and show India with:				
MAR	6	5	8	19	IND	0	2	0	2
BUL	5	7	6	18					
UKR	2	3	12	17					
BLR	4	5	7	16					
NED	6	3	6	15					
BRA	4	3	7	14					
TTO	2	5	7	14					
NGR	2	3	8	13					
BEL	3	6+1=	2	12					

Overall	Gold	Silver	Bronze	Medals	Overall	Gold	Silver	Bronze	Medals
<b>Overall Men</b>									
IOC Perspective									
<b>2004 Men's Hammer Throw</b>									
silver won by Ivan Tikhon BLR withdrawn and pending									
2012 medal won by confirmed doping offender, but reallocation process ongoing:									
<b>2012 Men's 50 Kilometres Walk</b>									
gold originally won by Sergey Kirkyapkin RUS									
	<u>Gold</u>	<u>Silver</u>	<u>Bronze</u>	<u>Medals</u>					
USA	278+2=	211.8+7	169+4=	671.8	TAN	0	2	0	2
GBR <sup>[1]</sup>	46.8	64+1=	44+1=	156.8	YUG	0	2	0	2
GER	28	48	53	129	ROU	0	1	1	2
URS (EUN)	37	36+1=	40+2=	116	QAT	0	0	1+1=	2
FIN	48	33	31+1=	113	BWI	0	0	2	2
SWE	19	25	39+2=	85	PHI	0	0	2	2
KEN	22	22	22	66	TUR	0	0	2	2
FRA	9	21.2+1=	20+1=	52.2	BDI	1	0	0	1
ITA	16	8	22	46	GRN	1	0	0	1
CAN	12	10	16+2=	40	LUX	1	0	0	1
HUN	8	13+1=	16	38	BOT	0	1	0	1
AUS	7.2	14	14+1=	36.2	CHI	0	1	0	1
JAM	10	15	6	31	CIV	0	1	0	1
POL	16	8+1=	4+1=	30	GUA	0	1	0	1
ETH	12	5	10	27	HAI	0	1	0	1
GRE	4	7+1=	10+3=	25	IRI	0	1	0	1
CUB	6	8	9	23	ISL	0	1	0	1
RUS	5	5	10	20	KSA	0	1	0	1
TCH	8	7	3	18	SEN	0	1	0	1
JPN	5	5	8	18	SRI	0	1	0	1
RSA	5	7	5	17	SUD	0	1	0	1
NZL	7	2	6	15	TPE	0	1	0	1
NOR	6	2	7	15	ZAM	0	1	0	1
MAR	5	4	6	15	BAR	0	0	1	1
TTO	2	5	7	14	DJI	0	0	1	1
BRA	3	3	7	13	ERI	0	0	1	1
ESP	2	4	5	11	KAZ	0	0	1	1
BEL	2	5+1=	2	10	PUR	0	0	1	1
MEX	3	4	2	9	VEN	0	0	1	1
SUI	0	6	2	8	Pending	0	1	0	1
CZE	3	1	2	6	2012 Medal reallocation process ongoing as at June 10, 2016:				
POR	2	2	2	6	RUS	1	0	0	1
EST	2	1	3	6	Totals	668+2=	659+14=	648+19=	2010
BLR	0	3	3	6	1. If Norman Pritchard is regarded as Indian then subtract two silvers from GBR and show India with:				
NED	0	1	5	6	IND	0	2	0	2
IRL	4	1	0	5	<b>Overall Women</b>				
ALG	2	1	2	5	IOC Perspective				
CHN	2	0	3	5	<b>2000 Women's 100m</b>				
BAH	1	1	3	5	gold won by Marion Jones USA withdrawn and not reallocated (though additional silver awarded)				
NGR	1	1	3	5	<b>2004 Women's Shot Put</b>				
LAT	0	4	1	5	bronze won by Svetlana Krivelyova RUS withdrawn and pending				
DEN	0	3	2	5	2012 medals won by confirmed doping offenders, but reallocation process ongoing:				
UKR	0	1	4	5	<b>2012 Women's 1500 Metres</b>				
LTU	3	0	1	4	gold originally won by Aslı Çakır Alptekin TUR				
ARG	2	2	0	4	<b>2012 Women's 3000 Metres Steeplechase</b>				
TUN	1	2	1	4	gold originally won by Yuliya Zaripova RUS <sup>[1]</sup>				
NAM	0	4	0	4	<b>2012 Women's 20 Kilometres Walk</b>				
DOM	2	1	0	3	silver originally won by Olga Kaniskina RUS				
UGA	2	0	1	3	<u>Gold</u>	<u>Silver</u>	<u>Bronze</u>	<u>Medals</u>	
PAN	1	0	2	3	GER	42	45	45	132
ECU	1	1	0	2	USA	52	35	26+1=	114
KOR	1	1	0	2	URS (EUN)	34	28+1=	35	98
SLO	1	1	0	2	RUS	19	20	15	54
BUL	1	0	1	2	GBR	10	19+2=	18	49
					AUS	13	12	13	38
					JAM	7	13+2=	13	35
					ROU	11	13	8+1=	33
					POL	7	8+1=	8	24
					ETH	9	2	7	18



Overall	Gold	Silver	Bronze	Medals	2000	Gold	Silver	Bronze	Medals
CUB	4	6	7	17	RUS	3	4	6	13
BUL	4	7	5	16	JAM	0	6	3	9
CHN	4	4	8	16	ETH	4	1	3	8
CAN	2	5	8	15	KEN	2	3	2	7
ITA	3	7	4	14	CUB	2	2	2	6
KEN	2	9	2	13	GBR	2	2	2	6
FRA	6	1	4+1=	12	GER	2	1	2	5
UKR	2	2	8	12	BLR	2	0	3	5
GRE	3	6	2	11	ROU	1	2	1+1=	5
BLR	4	2	4	10	POL	4	0	0	4
NED	6	2	1	9	GRE	1	3	0	4
NGR	1	2	5	8	ALG	1	1	2	4
TCH	3	2	2	7	MAR	0	1	3	4
RSA	1	5	1	7	BAH	2	0	1	3
AUT	1	2	4	7	AUS	1	2	0	3
HUN	3	1	2	6	RSA	0	1	2	3
SWE	2	0	3+1=	6	CZE	1	1	0	2
BAH	3	1	1	5	NGR	1	1	0	2
NZL	3	0	2	5	NOR	1	1	0	2
JPN	2	2	1	5	ITA	0	2	0	2
CZE	2	0	3	5	MEX	0	1	1	2
NOR	1	3	1	5	TTO	0	1	1	2
POR	2	0	2	4	UKR	0	0	2	2
MAR	1	1	2	4	BUL	1	0	0	1
FIN	1	2	0	3	CHN	1	0	0	1
TUR	0	3	0	3	EST	1	0	0	1
ALG	2	0	0	2	FIN	1	0	0	1
CMR	2	0	0	2	JPN	1	0	0	1
KAZ	2	0	0	2	KAZ	1	0	0	1
BEL	1	1	0	2	LTU	1	0	0	1
CRO	1	1	0	2	MOZ	1	0	0	1
MOZ	1	0	1	2	AUT	0	1	0	1
COL	0	1	1	2	BRA	0	1	0	1
SLO	0	1	1	2	DEN	0	1	0	1
BRA	1	0	0	1	IRL	0	1	0	1
SYR	1	0	0	1	KSA	0	1	0	1
ARG	0	1	0	1	LAT	0	1	0	1
CHI	0	1	0	1	SRI	0	1	0	1
IRL	0	1	0	1	BAR	0	0	1	1
LTU	0	1	0	1	ESP	0	0	1	1
MEX	0	1	0	1	ISL	0	0	1	1
SRI	0	1	0	1	POR	0	0	1	1
TUN <sup>[1]</sup>	0	1	0	1	SWE	0	0	1=	1
BRN	0	0	1	1	Withdrawn	1	0	0	1
DEN	0	0	1	1	<b>Totals</b>	<b>46</b>	<b>47</b>	<b>45+2=</b>	<b>140</b>
ESP	0	0	1	1					
ISL	0	0	1	1					
TPE	0	0	1	1					
Withdrawn	1	0	0	1					
Pending	0	0	1	1					
2012 Medal reallocation process ongoing as at June 10, 2016:									
RUS <sup>[1]</sup>	1	1	0	2					
TUR	1	0	0	1					
<b>Totals</b>	<b>284</b>	<b>282+6=</b>	<b>279+4=</b>	<b>855</b>					

1. Not reflected on this table is the news that Zaripova's gold medal was presented to Habiba Ghribi (TUN) in a special ceremony in Radès on June 4, 2016

## 2000 Overall

IOC Perspective

### Women's 100m

gold won by Marion Jones USA withdrawn and not reallocated (though additional silver awarded)

	Gold	Silver	Bronze	Medals
USA	7	4	5	16

## 2000 Women

IOC Perspective

### Women's 100m

gold won by Marion Jones USA withdrawn and not reallocated (though additional silver awarded)

	Gold	Silver	Bronze	Medals
RUS	2	4	2	8
JAM	0	5	2	7
ROU	1	2	1+1=	5
BLR	2	0	2	4
USA	2	0	2	4
ETH	1	1	1	3
GBR	1	0	2	3
GER	1	0	2	3
GRE	0	3	0	3
BAH	2	0	0	2
AUS	1	1	0	2
NOR	1	1	0	2

2000	Gold	Silver	Bronze	Medals	2004	Gold	Silver	Bronze	Medals
ALG	1	0	0	1	LAT	0	1	0	1
BUL	1	0	0	1	MEX	0	1	0	1
CHN	1	0	0	1	BRA	0	0	1	1
JPN	1	0	0	1	ERI	0	0	1	1
KAZ	1	0	0	1	EST	0	0	1	1
MOZ	1	0	0	1	SLO	0	0	1	1
POL	1	0	0	1	TUR	0	0	1	1
AUT	0	1	0	1	<b>Totals</b>	<b>46</b>	<b>46</b>	<b>46</b>	<b>138</b>
IRL	0	1	0	1					
ITA	0	1	0	1					
NGR	0	1	0	1					
RSA	0	1	0	1					
SRI	0	1	0	1					
CUB	0	0	1	1					
ESP	0	0	1	1					
ISL	0	0	1	1					
KEN	0	0	1	1					
MAR	0	0	1	1					
POR	0	0	1	1					
SWE	0	0	1=	1					
UKR	0	0	1	1					
Withdrawn	1	0	0	1					
<b>Totals</b>	<b>22</b>	<b>23</b>	<b>21+2=</b>	<b>68</b>					

### 2004 Overall

IOC Perspective

#### 2004 Men's Hammer Throw

silver won by Ivan Tikhon BLR withdrawn and pending

#### 2004 Women's Shot Put

bronze won by Svetlana Krivelyova RUS withdrawn and pending

	<u>Gold</u>	<u>Silver</u>	<u>Bronze</u>	<u>Medals</u>
USA	9	11	5	25
RUS	6	7	6	19
ETH	2	3	2	7
KEN	1	4	2	7
GRE	2	2	1	5
CUB	2	1	2	5
JAM	2	1	2	5
GBR	3	0	1	4
SWE	3	0	0	3
MAR	2	1	0	3
ITA	2	0	1	3
CZE	1	0	2	3
ROU	0	2	1	3
AUS	0	1	2	3
ESP	0	1	2	3
UKR	0	1	2	3
CHN	2	0	0	2
JPN	2	0	0	2
LTU	1	1	0	2
BAH	1	0	1	2
POL	1	0	1	2
GER	0	2	0	2
RSA	0	2	0	2
DEN	0	1	1	2
Pending	0	1	1	2
POR	0	1	1	2
FRA	0	0	2	2
NGR	0	0	2	2
BLR	1	0	0	1
CMR	1	0	0	1
DOM	1	0	0	1
NOR	1	0	0	1
HUN	0	1	0	1

### 2004 Men

IOC Perspective

#### 2004 Men's Hammer Throw

silver won by Ivan Tikhon BLR withdrawn and pending

	<u>Gold</u>	<u>Silver</u>	<u>Bronze</u>	<u>Medals</u>
USA	7	9	3	19
KEN	1	2	2	5
RUS	1	1	3	5
ITA	2	0	1	3
ETH	1	2	0	3
ESP	0	1	2	3
MAR	2	0	0	2
SWE	2	0	0	2
CZE	1	0	1	2
AUS	0	1	1	2
DEN	0	1	1	2
POR	0	1	1	2
NGR	0	0	2	2
CHN	1	0	0	1
DOM	1	0	0	1
GBR	1	0	0	1
JPN	1	0	0	1
LTU	1	0	0	1
NOR	1	0	0	1
POL	1	0	0	1
HUN	0	1	0	1
JAM	0	1	0	1
LAT	0	1	0	1
ROU	0	1	0	1
RSA	0	1	0	1
BRA	0	0	1	1
CUB	0	0	1	1
ERI	0	0	1	1
EST	0	0	1	1
FRA	0	0	1	1
KAZ	0	0	1	1
TUR	0	0	1	1
Pending	0	1	0	1
<b>Totals</b>	<b>24</b>	<b>24</b>	<b>24</b>	<b>72</b>

### 2004 Women

IOC Perspective

#### 2004 Women's Shot Put

bronze won by Svetlana Krivelyova RUS withdrawn and pending

	<u>Gold</u>	<u>Silver</u>	<u>Bronze</u>	<u>Medals</u>
RUS	5	6	3	14
USA	2	2	2	6
GRE	2	2	1	5
CUB	2	1	1	4
JAM	2	0	2	4
ETH	1	1	2	4

2004	Gold	Silver	Bronze	Medals	2012	Gold	Silver	Bronze	Medals
GBR	2	0	1	3	IRI	0	1	0	1
UKR	0	1	2	3	RSA	0	1	0	1
BAH	1	0	1	2	SLO	0	1	0	1
GER	0	2	0	2	TUN <sup>[1]</sup>	0	1	0	1
KEN	0	2	0	2	TUR	0	1	0	1
ROU	0	1	1	2	BRN	0	0	1	1
BLR	1	0	0	1	EST	0	0	1	1
CHN	1	0	0	1	FIN	0	0	1	1
CMR	1	0	0	1	ITA	0	0	1	1
JPN	1	0	0	1	JPN	0	0	1	1
SWE	1	0	0	1	MAR	0	0	1	1
LTU	0	1	0	1	PUR	0	0	1	1
MAR	0	1	0	1	CAN	0	0	1=	1
MEX	0	1	0	1	QAT	0	0	1=	1
RSA	0	1	0	1	2012 Medal reallocation process ongoing as at June 10, 2016:				
AUS	0	0	1	1	RUS <sup>[1]</sup>	2	1	0	3
CZE	0	0	1	1	TUR	1	0	0	1
FRA	0	0	1	1	<b>Totals</b>	<b>47</b>	<b>47</b>	<b>46+3=</b>	<b>143</b>
POL	0	0	1	1	1. Not reflected on this table is the news that Zaripova's gold medal was presented to Habiba Ghribi (TUN) in a special ceremony in Radès on June 4, 2016				
SLO	0	0	1	1					
Pending	0	0	1	1					
<b>Totals</b>	<b>22</b>	<b>22</b>	<b>22</b>	<b>66</b>					

## 2012 Overall

### IOC Perspective

2012 medals won by confirmed doping offenders, but reallocation process ongoing:

#### 2012 Men's 50 Kilometres Walk

gold originally won by Sergey Kirkyapkin RUS

#### 2012 Women's 1500 Metres

gold originally won by Aslı Çakır Alptekin TUR

#### 2012 Women's 3000 Metres Steeplechase

gold originally won by Yuliya Zaripova RUS<sup>[1]</sup>

#### 2012 Women's 20 Kilometres Walk

silver originally won by Olga Kaniskina RUS

	<u>Gold</u>	<u>Silver</u>	<u>Bronze</u>	<u>Medals</u>
USA	9	12	7	28
RUS	6	3	5	14
JAM	4	4	4	12
KEN	2	4	5	11
GER	1	4	3	8
ETH	3	1	3	7
GBR	4	1	1=	6
CHN	1	1	4	6
TTO	1	1	2	4
AUS	1	2	0	3
FRA	1	1	1	3
CUB	0	1	2	3
UKR	0	1	2	3
DOM	1	1	0	2
POL	1	1	0	2
CZE	1	0	1	2
ALG	1	0	0	1
BAH	1	0	0	1
CRO	1	0	0	1
GRN	1	0	0	1
HUN	1	0	0	1
KAZ	1	0	0	1
NZL	1	0	0	1
UGA	1	0	0	1
BOT	0	1	0	1
COL	0	1	0	1
GUA	0	1	0	1

## 2012 Men

### IOC Perspective

2012 medals won by confirmed doping offenders, but reallocation process ongoing:

#### 2012 Men's 50 Kilometres Walk

gold originally won by Sergey Kirkyapkin RUS

	<u>Gold</u>	<u>Silver</u>	<u>Bronze</u>	<u>Medals</u>
USA	3	8	3	14
JAM	3	2	2	7
KEN	2	1	4	7
GBR	3	0	1=	4
GER	1	2	1	4
TTO	1	1	2	4
FRA	1	1	1	3
CHN	1	0	2	3
DOM	1	1	0	2
AUS	0	2	0	2
ETH	0	1	1	2
ALG	1	0	0	1
BAH	1	0	0	1
GRN	1	0	0	1
HUN	1	0	0	1
POL	1	0	0	1
RUS	1	0	0	1
UGA	1	0	0	1
BOT	0	1	0	1
GUA	0	1	0	1
IRI	0	1	0	1
SLO	0	1	0	1
UKR	0	1	0	1
CUB	0	0	1	1
EST	0	0	1	1
FIN	0	0	1	1
ITA	0	0	1	1
JPN	0	0	1	1
MAR	0	0	1	1
PUR	0	0	1	1
CAN	0	0	1=	1
QAT	0	0	1=	1
2012 Medal reallocation process ongoing as at June 10, 2016:				
RUS	1	0	0	1
<b>Totals</b>	<b>24</b>	<b>24</b>	<b>23+3=</b>	<b>74</b>

2012	Gold	Silver	Bronze	Medals
------	------	--------	--------	--------

## 2012 Women

### IOC Perspective

2012 medals won by confirmed doping offenders, but reallocation process ongoing:

#### 2012 Women's 1500 Metres

gold originally won by Aslı Çakır Alptekin TUR

#### 2012 Women's 3000 Metres Steeplechase


gold originally won by Yuliya Zaripova RUS<sup>[1]</sup>


#### 2012 Women's 20 Kilometres Walk

silver originally won by Olga Kaniskina RUS

	<u>Gold</u>	<u>Silver</u>	<u>Bronze</u>	<u>Medals</u>
USA	6	4	4	14
RUS	5	3	5	13
ETH	3	0	2	5
JAM	1	2	2	5
KEN	0	3	1	4
GER	0	2	2	4
CHN	0	1	2	3
GBR	1	1	0	2
CZE	1	0	1	2
CUB	0	1	1	2
UKR	0	0	2	2
AUS	1	0	0	1
CRO	1	0	0	1
KAZ	1	0	0	1
NZL	1	0	0	1
COL	0	1	0	1
POL	0	1	0	1
RSA	0	1	0	1
TUN <sup>[1]</sup>	0	1	0	1
TUR	0	1	0	1
BRN	0	0	1	1
2012 Medal reallocation process ongoing as at June 10, 2016:				
RUS <sup>[1]</sup>	1	1	0	2
TUR	1	0	0	1
<b>Totals</b>	<b>23</b>	<b>23</b>	<b>23</b>	<b>69</b>

1. Not reflected on this table is the news that Zaripova's gold medal was presented to Habiba Ghribi (TUN) in a special ceremony in Radès on June 4, 2016





# OLYMPIC ATHLETICS FINALS

These pages show reports, results and boxed statistics about all 951 medal-winning events in Olympic Games athletics, including the 1906 Games in Athens and the discontinued events. The Tug-of-War competitions of 1900-1920 are not included. Any opinions expressed are not necessarily the IAAF.

## Notes on Contents

### Entries/Countries/Finalists

Given after each result are totals for the overall entry, number of countries with entries, and the number of finalists.

### Electric Timing

This was used at the Olympic Games as early as 1928, but not officially until 1964. In 1964 and 1968, the electric times were rounded off to the nearest tenth, and registered in fifths for distances further than 1500m. Pre-1972 electric timings are given in parentheses alongside the original "tenth" times. For 1948, "adjusted" times are given. These are derived from the "tenth" electrical times.

### Additional Data

Where possible and relevant, additional timing data such as reaction times and intermediate times are given. At some Games – such as Seoul 1988 – this information was made available in abundance. Regrettably for others it was not. In particular Barcelona 1992 where not even reaction times were published.

### Estimates

The letter "e" denotes estimated marks, and is given where the official result was missing or evidently wrong.

### Field Event Series

These have been given, not necessarily in full but certainly including all the medal-winning performances, where known.

### Countries

The actual Republics for USSR athletes are given, as is the breakdown of German athletes from the FRG and GDR in 1960 and 1964 when they competed as a combined team. Yugoslavian competitors in 1992 onwards competed variously under the name of "Independent Olympic Participants" (IOP), Yugoslavia (YUG) or Serbia & Montenegro (SCG). As all athletes involved were Serbian, their placings in 1992-2004 are allocated to that country code which is now confirmed as SRB.

### Lane, jumping, or throwing order

Where known and where relevant this is given in the second column, after the placing.

### Disqualification rule numbers

Where a disqualification occurred, the number of the relevant rule is given according to the current IAAF Competition rule book, though not in some cases where there is no corresponding rule currently in force. The rules quoted are preceded by the letter "r" and include: 40.1 (doping violation during or in connection with current competition); 40.9 (doping violation prior to current competition); 162.7 (two false starts); 163.2 (obstruction); 163.3 (running out of lane); 170.6 (relay baton not carried throughout race); 170.7 (relay baton exchanged outside of zone); 170.11 (illegal declaration).

### Doping Violations

Adjustments following doping disqualifications are included as far as possible based on the information available from the IAAF and IOC as at June 10, 2016. In six events, the IOC have yet to publicly confirm if it will re-allocate Olympic medals to those who finished behind the guilty. These are the men's 2004 Hammer Throw and 2012 50 Kilometres Walk; Women's 2004 Shot Put, 2012 1500m, 3000m Steeplechase and 20 Kilometres Walk. In these events, the logical placings are shown along with notes explaining that these placings do yet not mean that the first three athletes have won gold, silver and bronze. For the 2000 women's 100m, it has been made clear that the Marion Jones's gold medal has not been re-allocated. It is only the IOC who can allocate Olympic medals.

### Rightful Finalists

In laned events with eight finalists where one or more of the finalists had their results annulled for a doping violation, the persons or teams who would otherwise have qualified for that final are listed. Shown with their name is what would have been their qualifying performances.

## STATISTICS BOXES

In each box you will find the following data

### **The Best on Points**

A list of the best six or so individual point scorers where eight points are awarded for first place, seven second, six for third down to one for eighth. Points are shared in the case of ties.

### **Most Finals**

A list of the athletes having reached the most Olympic finals, or placed in the first eight in the case of a one-round event.

### **Most Appearances**

A list of the athletes having competed at the most Olympics in the relevant event.

### **Placing Table**

A table showing every national placing in the first eight of the event, with a count of the medals won and total points awarded from eight for first place down to one for eighth.



## MEN

### 100 Metres

Athens, 10 Apr 1896

1,	(4)	Thomas Burke	USA	12.0	
2,	(5)	Fritz Hofmann	GER	12.2e	
3,	(2)	Alajos Szokolj	HUN	12.6e	(Alojz Szokol)
4,	(1)	Francis Lane	USA	12.6e	
5,	(3)	Alexandros Halkokondilis	GRE	12.6e	

(Competitors: 16; Countries: 9; Finalists: 5)

In front of 40,000 people in the stadium, and thousands more looking on from the hills above, Francis Lane of Princeton won the first heat in 12.2. This was the first competition in the Olympics since their denouement in 393 AD. Thomas Curtis (12.2) and Thomas Burke (11.8) won the other heats.

Curtis, focusing on the 110m hurdles, did not turn out for the final. Burke and Hofmann were drawn next to each other in lanes 4 and 5, and were level until 50m, when Burke drew away to win by about one-and-a-half metres. Wind and track surface conditions were unhelpful; note that Lane later placed fourth in the US Championships 100y in 10.5e, three yards behind the world's number one Bernie Wefers. A head-on shot of the finish suggests that Lane may have beaten Szokolj for third place.

### Paris, 14 Jul 1900

1,	(6)	Frank Jarvis	USA	11.0	
2,	(5)	Walter Tewksbury	USA	11.1e	
3,	(4)	Stan Rowley	AUS	11.2e	
		Arthur Duffey	USA	DNF	

(Competitors: 20; Countries: 9; Finalists: 4)

Six heats saw five wins of 11.4 plus Jarvis winning heat 3 in 10.8. This time was emulated by Tewksbury in round 2, with the other heats won by Duffey (11.0) and Jarvis (11.2). Rowley qualified by winning a repechage heat in 11.0 by inches from Indian-born Norman Pritchard.

Duffey, the finest sprinter of his era, was leading the final by a metre on the undulating grass surface when he fell to the ground at the halfway point, crippled by a pulled tendon. All three rounds (four for Rowley) were run on the same day, and the crowd totalled no more than 1000.

**St. Louis, 3 Sep 1904**

1,	Archie Hahn	USA	11.0
2,	Nate Cartmell	USA	11.2e
3,	William Hogenson	USA	11.3e
4,	Fay Moulton	USA	11.4e
5,	Frederick Heckwolf	USA	
6,	Lawson Robertson	USA	

(Competitors: 11; Countries: 3; Finalists: 6)

The diminutive (1.68m) Hahn was the favourite, having earlier won the 60m and 200m. He started superbly and had gained a winning advantage by the 20m mark. The taller (1.78m) Cartmell closed by half a metre in the last quarter of the race, but had been outclassed by Hahn.

The only non-American competitors, Béla de Mezo (HUN) and Robert Kerr (CAN), were both eliminated in the heats.

**Athens, 27 Apr 1906**

1,	(1) Archie Hahn	USA	11.2
2,	(3) Fay Moulton	USA	11.4e
3,	(6) Nigel Barker	AUS	11.4e
4,	(2) William Eaton	USA	11.5e
5,	(5) Lawson Robertson	USA	11.5e
6,	(4) Knut Lindberg	SWE	11.8e

(Competitors: 42; Countries: 14; Finalists: 6)

Hahn, running from the inside lane, retained his title comfortably, raising his arms in triumph as he crossed the line one and a half metres clear. Eaton, officially fourth, may well have been edged by Robertson for that position.

**London, 22 Jul 1908**

1,	(1) Reggie Walker	RSA	10.7e/10.8OR
2,	(2) James Rector	USA	10.8e
3,	(4) Robert Kerr	CAN	10.8e
4,	(3) Nate Cartmell	USA	11.0e

(Competitors: 62; Countries: 17; Finalists: 4)

Rector was the fastest man in the 17 (!) first round heats, equalling the Olympic record of 10.8, and repeated his time in round 2, with Walker equalling him.

Walker, drawn on the inside in the final, started fastest and, though caught and passed by Rector at 50m, responded strongly at the 60m mark to pull away to win by a metre in 10.7. The time was rounded up to 10.8 under the rules at the time. Rector just edged Kerr for second, both wastefully raising their arms at the finish.

**Stockholm, 7 Jul 1912**

1,	(2) Ralph Craig	USA	10.8
2,	(1) Alvah Meyer	USA	10.9
3,	(4) Donald Lippincott	USA	10.9
4,	(3) George Patching	RSA	10.9e
5,	(5) Frank Beloit	USA	10.9e

(Competitors: 69; Countries: 22; Finalists: 5)

As in 1908 there were 17 heats, with two qualifying from each heat for the semi-final round. Lippincott was the fastest in the first round with 10.6, a metre clear of Applegarth in heat 16. Lippincott, Meyer and Craig all won their semi-finals in 10.7, but the favourite for the final was Howard Drew who had pulled a muscle winning his semi-final. However, Drew did not appear at the start of the final.

At the eighth time of asking (!), Patching was away quickest. Craig then got into top gear, catching the Springbok at 60m and won going

away. Meyer was second, inches ahead of the others who finished almost in a tie, with Patching perhaps unlucky not to have been ruled third.

**Antwerp, 16 Aug 1920**

1,	(3) Charles Paddock	USA	10.8
2,	(1) Morris Kirksey	USA	10.8
3,	(6) Harry Edward	GBR	10.9e
4,	(5) Jackson Scholz	USA	10.9e
5,	(4) Emile Ali-Khan	FRA	11.1e
6,	(2) Loren Murchison	USA	11.2e

(Competitors: 61; Countries: 23; Finalists: 6)

Paddock appeared initially in 1916 when taking the California Schools 100 and 220y titles at the age of 15. He emerged internationally in 1919 when running 10.8/21.6 to win the Inter-Allied 100 and 200m titles.

Of the finalists, only Ali-Khan and Kirksey had failed to run 10.8 in the preliminaries. Paddock was instructed to move his fingers behind the line at the start, and Murchison began to rise expecting the athletes to be recalled to the line. Instead, the gun was fired, and Murchison was left some 4m behind the field. Scholz led at halfway by 60cm, with Paddock fourth, a metre behind. The powerful (1.73/75kg) Paddock closed quickly and edged Kirksey by 30cm. Edward was placed third, but photos clearly show Scholz about 15cm ahead of the Briton less than 2m from the line.

**Paris, 7 Jul 1924**

1,	(4) Harold Abrahams	GBR	10.6=OR
2,	(2) Jackson Scholz	USA	10.7e
3,	(6) Arthur Porritt	NZL	10.8e
4,	(5) Chester Bowman	USA	10.9e
5,	(1) Charles Paddock	USA	10.9e
6,	(3) Loren Murchison	USA	11.0e

(Competitors: 87; Countries: 34; Finalists: 6)

Bowman, Scholz and Paddock were the favourites, but Abrahams caused a stir when running the only 10.6 in the second round. In the semis Abrahams again ran 10.6, this time after being left 1.5m behind the field at the start.

In the final the field got away at the first attempt, and Abrahams edged ahead just before halfway and won by 60cm from Scholz. He became the first European to win the Olympic 100m. Porritt finished fastest of all, moving from fifth to third in the last 25m.

**Amsterdam, 30 Jul 1928**

1,	(3) Percy Williams	CAN	10.8
2,	(4) Jack London	GBR	10.9e
3,	(2) Georg Lammers	GER	10.9e
4,	(6) Frank Wykoff	USA	11.0e
5,	(1) Wilfred Legg	RSA	11.0e
6,	(5) Robert McAllister	USA	11.0e

(Competitors: 77; Countries: 31; Finalists: 6)

Williams was unfancied before Amsterdam but ran the best time of the second round when he equalled the Olympic record of 10.6. McAllister and London then won the semi-finals (both with 10.6), and for the final Williams, London & McAllister were drawn in lanes 3-5. The slender (1.75/57kg) Williams started best with McAllister, but his pick-up was better than the others, and he pattered away to a clear (60cm) win, with the enormous (1.88/91kg) London edging Lammers by inches. McAllister lost out on a medal after pulling a muscle 20m from the finish. The poor showing of the Americans was blamed by some on the heavy track, but the long journey by ship to Europe was a more likely culprit.

## Los Angeles, 1 Aug 1932

(Wind: 0.2 to 0.4)

1, (7)	Eddie Tolan	USA	10.3=WR	(10.38)
2, (4)	Ralph Metcalfe	USA	10.3=WR	(10.38)
3, (6)	Arthur Jonath	GER	10.4	(10.50)
4, (5)	George Simpson	USA	10.5	(10.53)
5, (3)	Daniel Joubert	RSA	10.6	(10.59)
6, (2)	Takayoshi Yoshioka	JPN	10.7	(10.78)

(Competitors: 34; Countries: 17; Finalists: 6)

With a mild assisting wind and 30°C weather, the Olympic final was run in ideal conditions, and ended with a controversial result. Ralph Metcalfe was the hot favourite, having won the NCAA title with an unratified world record of 10.2 and the US Olympic Trials ahead of Tolan. Despite the use of the Kirby camera device, which showed both the order of finish and the “hundredth” times of the athletes, some bizarre results occurred in the preliminaries. None more so than the first semi-final which clearly showed Tolan just edging reigning champion Williams for the last qualifying place, only to have the American announced as winner of the race ahead of Joubert (the real winner) and Yoshioka. The Nippon athlete, one of the greatest starters of all-time, took a metre lead in the first 10m of the final, but was caught by Tolan at 40m, with the others a metre back.

Metcalfe surged to within 30cm of Tolan at 60m, and caught him at 80m. They ran together to the finish where Metcalfe dipped to reach the line with Tolan. The rule of the day stated that the winner was the athlete crossing the line first. After two hours it was determined from film of the race that Tolan was the winner. Under current rules (the athlete who reaches the line first) Metcalfe would have been the victor.

## Berlin, 3 Aug 1936

(2.7)

1, (2)	Jesse Owens	USA	10.3w
2, (7)	Ralph Metcalfe	USA	10.4
3, (5)	Martinus Osendarp	NED	10.5
4, (6)	Frank Wykoff	USA	10.6
5, (4)	Erich Borchmeyer	GER	10.7
6, (3)	Lennart Strandberg	SWE	10.9

(Competitors: 62; Countries: 30; Finalists: 6)

After six world records in one afternoon in 1935, and an undefeated season in 1936, Jesse Owens was the athlete the Berlin crowd most wanted to see. In the 12th and final heat, Owens equalled the Olympic record, and then ran a barely windy 10.2 (2.3) in round 2. All the other qualifiers had runs of 10.5 prior to the final, with Metcalfe winning the second semi-final in 10.5 after Owens had run 10.4 in the first race.

In the final Owens started fastest and flowed effortlessly to a 2m margin by halfway. Metcalfe closed to just over a metre by the finish, but no final had ever been so dominated against such quality opposition. Wykoff repeated his fourth place from Amsterdam.

## London, 31 Jul 1948

(1.6)

				Adjusted
1, (7)	Harrison Dillard	USA	10.3=OR	10.5
2, (3)	“Barney” Ewell	USA	10.4	10.6
3, (4)	Lloyd LaBeach	PAN	10.6	10.6
4, (5)	Alastair McCorquodale	GBR		10.7
5, (2)	Mel Patton	USA		10.7
6, (6)	McDonald Bailey TTO	GBR		10.9

(Competitors: 65; Countries: 33; Finalists: 6)

	Differentials
Dillard	0.00
Ewell	0.06 behind
LaBeach	0.09
McCorquodale	0.11
Patton	0.17
Bailey	0.31

Dillard had been inspired as a 14 year-old when he met Owens after his Berlin triumphs, and had become the best hurdler in the world. Unfortunately, he fell in the hurdles at the US Trials. However, he did qualify for the Olympic team in his second event, the 100m, behind the 100m and 100y world record holders, Ewell and Patton.

In the Olympic final Dillard, in the outside lane, got a superb start and was never headed. In lane 1, Ewell – who had been world class since 1937 – failed to see Dillard and crossed the line thinking he was the winner. LaBeach just held off the surprising cricket specialist McCorquodale, while Patton was a victim of the nerves which prevented him from ever running in a US championship. Timing shown is official for the top three, and “adjusted” is the “tenth” electrical time as conveyed by timekeeper Harry Hathway to ATFS president Bob Sparks, with estimated times for all positions based on photo-finish differentials. Dillard’s 10.5 could be anything between 10.41 and 10.50.

## Helsinki, 21 Jul 1952

(Wind not known)

				Electrics
1, (4)	Lindy Remigino	USA	10.4	(10.79)
2, (3)	Herb McKenley	JAM	10.4	(10.80)
3, (6)	McDonald Bailey TTO	GBR	10.4	(10.83)
4, (5)	Dean Smith	USA	10.4	(10.84)
5, (2)	Vladimir Sukharev	RUS	URS	10.5
6, (7)	John Treloar	AUS	10.5	(10.91)

(Competitors: 72; Countries: 33; Finalists: 6)

With the top American Jim Golliday injured and not qualifying for the US team, and his dauphin Art Bragg pulling a muscle in winning his first round heat, the event was left wide open. Semi-final winners were Bailey and McKenley. The Briton, transplanted from Trinidad, was slight favourite, but Dean Smith and then Remigino got away fastest in the final. By halfway, Remigino led by more than 50cm, but McKenley began to close, rushing past Bailey and Smith with 20m to go and catching Remigino at the line. Remigino was given the verdict, having got home by about an inch (3cm).

## Melbourne, 24 Nov 1956

(-5.0)

				Electrics
1, (6)	Bobby Morrow	USA	10.5	(10.62)
2, (5)	Thane Baker	USA	10.5	(10.77)
3, (8)	Hector Hogan	AUS	10.6	(10.77)
4, (3)	Ira Murchison	USA	10.6	(10.79)
5, (7)	Manfred Germar	GER/FRG	10.7	(10.86)
6, (4)	Michael Agostini	TTO	10.7	(10.88)

(Competitors: 65; Countries: 32; Finalists: 6)

The USA was able to leave two men who had run 10.1 off their team. Morrow had won the NCAA, AAU and Olympic Trials meetings and, after a lapse in form in October, duly won the final after producing the fastest preliminary time (10.47 in his first round heat).

The wind blew against the runners, building up to a headwind of 5m per second for the final. Hogan, who was to die four years later of leukaemia, was quickest away, and was only caught at halfway by Morrow. The Texan powered away to win by 1.5m, with Baker just gaining second place with a prodigious lean at the finish. The hand timing was clearly in error with Baker officially timed in 10.5. In windless conditions Morrow’s time would have been in the region of 10.25

## Rome, 1 Sep 1960

(0.0)

				Electrics
1, (6)	Armin Hary	GER/FRG	10.2=OR	(10.32)
2, (1)	Dave Sime	USA	10.2	(10.35)
3, (5)	Peter Radford	GBR	10.3	(10.42)



4,	(4)	Enrique Figuerola	CUB	10.3	(10.44)
5,	(2)	Frank Budd	USA	10.3	(10.46)
6,	(3)	Ray Norton	USA	10.4	(10.50)

(Competitors: 61; Countries: 45; Finalists: 6)

Norton, the world's best in 1959, was the favourite together with Hary and Canada's Harry Jerome. Hary set an Olympic record of 10.2 (10.32) in his quarter-final. Jerome, who, like Hary, had run 10.0 earlier in the season, was leading his semi-final at 50m when he pulled up with a leg injury. Hary won the other semi-final.

Hary, known in his own country as "the thief of starts", was called back for a false start in the final. Once the race started, he took a metre lead in the first 10 with his technically superb start, and held off veteran Dave Sime, who had been last after 25m. Radford closed quickly to edge the surprising Figuerola for the bronze medal, with the favoured two Americans performing below par. Hary, the first German to win Olympic gold in a track event, was later found to be able to react in three thousandths of a second – rather quicker than the current allowable limit of 10 thousandths.

### Tokyo, 15 Oct 1964

(1.1)					Electrics
1,	(1)	Bob Hayes	USA	10.0WR	(10.06)
2,	(3)	Enrique Figuerola	CUB	10.2	(10.25)
3,	(5)	Harry Jerome	CAN	10.2	(10.27)
4,	(6)	Wiesław Maniak	POL	10.4	(10.42)
5,	(2)	Heinz Schumann	GER/FRG	10.4	(10.46)
=6,	(4)	Gaoussou Koné	CIV	10.4	(10.47)
	(8)	Mel Pender	USA	10.4	(10.47)
8,	(7)	Tom Robinson	BAH	10.5	(10.57)

(Competitors: 72; Countries: 48; Finalists: 8)

Hary's auto-timed Olympic best was equalled by Jerome in the second round, and then beaten by Figuerola's 10.31 in the next race. Championship favourite Bob Hayes opened up in the semis, running an awesome 9.91, aided by a wind of 5.3. Ten minutes later the wind was -1.2 for Jerome's 10.37. Hayes drew the chopped up inside lane for the final, with Figuerola in 3, and Jerome in lane 5. These three quickly drew clear in the final, with the burly (1.82/86kg) Hayes exhibiting enormous power in drawing away at the 30m mark to win by 2m from two superb sprinters. It was the most dominant piece of 100 metre running in Olympic history.

A measure of Hayes's quality as a 100m man was that by the end of 1964 his tally of legal 9.3 100 yard or 10.2 100m clockings totalled 29, more than the total of his principal rivals Jerome (15) and Figuerola (13), despite them starting their international careers before him.

### Mexico City, 14 Oct 1968

(0.3)					Electrics
1,	(3)	Jim Hines	USA	9.9WR	(9.95)
2,	(4)	Lennox Miller	JAM	10.0	(10.04)
3,	(1)	Charlie Greene	USA	10.0	(10.07)
4,	(2)	Pablo Montes	CUB	10.1	(10.14)
5,	(6)	Roger Bambuck	FRA	10.1	(10.15)
6,	(5)	Mel Pender	USA	10.1	(10.17)
7,	(7)	Harry Jerome	CAN	10.1	(10.20)
8,	(8)	Jean-Louis Ravelomanantsoa	MAD	10.2	(10.27)

(Competitors: 64; Countries: 42; Finalists: 8)

The effects of altitude and improved synthetic track surfaces meant that 24 marks of under 10.20 were recorded in Mexico City (in 1964 there were three such times). Hines and Greene had been the first to record legal 9.9 clockings earlier in the year, and Greene ran the fastest ever preliminary race (10.02) in the second round. Hines won the first semi-final (10.08) from Bambuck (10.11) and Jerome (10.17), while Greene suffered a hamstring strain in taking the other semi-final in 10.13 from Miller (10.15) and the surprising Montes (10.19).

In the final the tiny power-packed Pender (1.65/72kg) exploded out to an early lead, but was caught by Hines at halfway. Hines was a metre clear by 70m, at which point Greene aggravated his injury when attempting his usual late race surge. Miller slipped by Greene with 10m to go, and Hines finished with the first ever legal sub-10 mark on electric timing.

On television pictures, the photo-cell time shown at the finish was 9.89. That is because the timer mechanism was adjusted with a delay of 0.05 according to IAAF policy in 1964-1970. So the actual cell time would have been 9.94, which was adjusted to 9.95 when the photograph was examined.

### Munich, 1 Sep 1972

(-0.3)					
1,	(2)	Valeriy Borzov	UKR	URS	10.14
2,	(4)	Robert Taylor	USA	USA	10.24
3,	(5)	Lennox Miller	JAM	JAM	10.33
4,	(6)	Aleksandr Kornelyuk	AZE	URS	10.36
5,	(8)	Michael Fray	JAM	JAM	10.40
6,	(7)	Jobst Hirscht	FRG	FRG	10.40
7,	(1)	Zenon Nowosz	POL	POL	10.46
	(3)	Hasely Crawford	TTO	TTO	DNF

(Competitors: 85; Countries: 55; Finalists: 8)

The event was marred by the failure of Eddie Hart and Rey Robinson to appear for the second round due to a schedule misunderstanding by US management. The pre-Games favourite was Borzov, who had beaten the top Americans in the USA in 1971. In the second round he set a European record of 10.07 ahead of Robert Taylor, the sole surviving American, and Hasely Crawford (10.18). Borzov (10.21) and Taylor (10.30) won the semis, which saw the excellent Greek, Papageorgopoulos (10.24 heat), unable to start.

Kornelyuk, the little Soviet star, started fastest in the final, but was quickly caught by Borzov, whose powerful but relaxed style carried him more than a metre clear by 60m. Easing in the last 5m, and lifting his arms in triumph, Borzov finished a metre ahead of the valiant Taylor, with Lennox Miller gaining a second medal a further metre back. Speculation was rife as to whether Hart would have beaten Borzov. The answer will never be known – but as a possible guide Taylor finished 0.05 seconds behind Hart when the latter won the US Trials in a hand timed 9.9.

### Montreal, 24 Jul 1976

(0.0)					
1,	(1)	Hasely Crawford	TTO	TTO	10.06
2,	(4)	Don Quarrie	JAM	JAM	10.07
3,	(3)	Valeriy Borzov	UKR	URS	10.14
4,	(5)	Harvey Glance	USA	USA	10.19
5,	(8)	Guy Abrahams	PAN	PAN	10.25
6,	(6)	Johnny Jones	USA	USA	10.27
7,	(7)	Klaus-Dieter Kurrat	GDR	GDR	10.31
8,	(2)	Petar Petrov	BUL	BUL	10.35

(Competitors: 63; Countries: 40; Finalists: 8)

The favourites were Borzov – attempting to retain his title (the first to try this since Percy Williams) – Quarrie, Crawford and the three Americans. Only Glance and Crawford managed more than one run below 10.30 before the final, with Crawford and Quarrie trying to psyche each other out in their semi-final.

In the final Glance and Crawford started fastest, then Glance was caught by Quarrie and Borzov before halfway. Quarrie edged away, but could not see Crawford (lane 1) who was half a metre clear at the 80m mark. Quarrie's official time was 10.08, but a later re-read of the photo showed that the correct time was 10.07. Crawford, the biggest of all 100m winners at 1.90/87kg, never again ran quicker than 10.19. He won his country's first ever gold medal and a jet airliner there was named after him.

**Moscow, 25 Jul 1980****(-1.1)**

				<u>Reactions</u>
1,	(8)	Allan Wells	GBR 10.25	0.193
2,	(1)	Silvio Leonard	CUB 10.25	0.151
3,	(5)	Petar Petrov	BUL 10.39	0.145
4,	(2)	Aleksandr Aksinin RUS	URS 10.42	0.131
5,	(7)	Oswaldo Lara	CUB 10.43	0.155
6,	(3)	Vladimir Muravyov KAZ	URS 10.44	0.161
7,	(4)	Marian Woronin	POL 10.46	0.163
8,	(6)	Hermann Panzo	FRA 10.49	0.130

(Competitors: 65; Countries: 40; Finalists: 8)

This event was seriously depleted because of the "western" boycott. Silvio Leonard, who had been the world's number one six years earlier when aged 18, was the favourite, with Woronin, Wells and Eugen Ray as strong outsiders. Wells was the fastest in the first two rounds, with 10.11, ahead of the surprising Petrov (10.13), eliminating Crawford (fifth in 10.28) from further action. Leonard won his heat in 10.16. Petrov edged Leonard (10.39-10.40) in the first semi-final, with Wells winning the other race in 10.27, the wind now blowing at 45° against the runners.

In the final, Leonard was drawn in lane 1, with Wells out in lane 8. Aksinin and the Cuban number two, Lara, started best, with Leonard catching them at 30m and Wells about 30cm behind. Wells, who had been compelled by the rules to use starting blocks, caught Leonard at 80m and the two hit the line as one. On replay it was seen that Wells had won with a better lean. Wells later estimated that with better, but legal, wind conditions the time would have been 10.05, and the published wind reading of +1.11 was clearly incorrect. In his first race after the Games, Wells ran against the leading American, Stanley Floyd, winning 10.19 to 10.21.

**Los Angeles, 4 Aug 1984****(0.2)**

				<u>Reactions</u>
1,	(7)	Carl Lewis	USA 9.99	0.177
2,	(5)	Sam Graddy	USA 10.19	0.156
3,	(4)	Ben Johnson	CAN 10.22	0.149
4,	(1)	Ron Brown	USA 10.26	0.145
5,	(2)	Mike McFarlane	GBR 10.27	0.161
6,	(8)	Ray Stewart	JAM 10.29	0.187
7,	(6)	Donovan Reid	GBR 10.33	0.147
8,	(3)	Tony Sharpe	CAN 10.35	0.147

(Competitors: 82; Countries: 59; Finalists: 8)

Carl Lewis was the hot favourite; he had won the inaugural world title in 1983 and destroyed the opposition in the US Trials (10.06 into a 2.2 wind). Jamaica's Ray Stewart was the fastest heat winner with 10.24, but Lewis laid his cards on the table with 10.04 in the second round. Lewis was again the fastest semi-finalist (10.14), with Stewart (10.26) edging Graddy in the other heat.

Graddy and Ben Johnson started fastest in the final, Graddy's pick-up taking him 30cm clear of Johnson at halfway, with Lewis a metre back. Lewis was still behind at 80m, but his finish was irresistible, as he took nearly 3m out of the field in the last 20 – with a huge grin on his face.

It is questionable why Johnson is still regarded at the bronze medalist, given that it was revealed he had been doping since 1981.

**Seoul, 24 Sep 1988****(1.1)**

				<u>Reactions</u>
1,	(3)	Carl Lewis	USA 9.92WR	0.136
2,	(4)	Linford Christie	GBR 9.97	0.138
3,	(5)	Calvin Smith	USA 9.99	0.176
4,	(8)	Dennis Mitchell	USA 10.04	0.186
5,	(1)	Robson da Silva	BRA 10.11	0.155

6,	(7)	Desai Williams	CAN 10.11	0.149
7,	(2)	Ray Stewart	JAM 12.26	0.159
	(6)	Ben Johnson	CAN DQ (r40.1) (9.79)	0.132

Rightful finalist (in place of Johnson):

Attila Kovács HUN (4s2, 10.31)

(Competitors: 102; Countries: 69; Finalists: 8)

Ben Johnson had won the 1987 world title in a world record 9.83 from Lewis (9.93), but five weeks before Seoul Lewis had defeated Johnson in Zurich, 9.93 to 10.00. Lewis was the fastest in each preliminary round, with times of 10.14, 9.99 and 9.97, though Johnson won his semi-final in 10.03 into a headwind.

In the final, Johnson (0.132) and Lewis (0.136) reacted quickest, but the Canadian blasted clear by 10m, with Desai Williams in second place. By halfway Johnson (5.52) led by a metre from Williams (5.61) with Lewis (5.65) third. Johnson held the margin over Lewis to the finish, with Christie the next strongest finisher (5.69/4.28), holding off Calvin Smith. The winning time improved Johnson's old world record by 0.04.

Three days later Johnson was stripped of his title, found guilty of taking stanozolol, an anabolic steroid. He was retrospectively disqualified from the 1987 World Championship as well, leaving Lewis with two global titles, plus a new world record.

**Barcelona, 1 Aug 1992****(0.5)**

1,	(5)	Linford Christie	GBR 9.96
2,	(3)	Frankie Fredericks	NAM 10.02
3,	(4)	Dennis Mitchell	USA 10.04
4,	(1)	Bruny Surin	CAN 10.09
5,	(6)	Leroy Burrell	USA 10.10
6,	(8)	Olapade Adeniken	NGR 10.12
7,	(2)	Ray Stewart	JAM 10.22
8,	(7)	Davidson Ezinwa	NGR 10.26

(Competitors: 81; Countries: 66; Finalists: 8)

Prior to 1992 Allan Wells had been the oldest winner of the Olympic 100m, aged 28. Linford Christie, a superbly built athlete who had only seriously concentrated on the event from the age of 26, made Wells seem juvenile, as he triumphed at the age of 32 to become the oldest ever Olympic Champion at 100m. In the first two rounds Christie (10.08), Burrell (10.07) and Fredericks (10.13) were the most impressive, and in the semi-finals Burrell looked even better, running 9.97 into a 1.3 wind ahead of Christie (10.00) and Mitchell (10.10).

In the final Bruny Surin (0.124) had the fastest reaction time with Burrell (0.165) the slowest of the medal contenders. Surin led to 50m where he was caught by Fredericks and Christie. The Briton was clear by 60m (6.48), and extended his margin to half a metre by the finish. Fredericks held off Mitchell for second, with Burrell a disappointing fifth. Stewart, in seventh place, became the first man ever to finish three Olympic 100m finals.

**Atlanta, 27 Jul 1996****(0.7)**

				<u>Reactions</u>
1,	(6)	Donovan Bailey	CAN 9.84WR	0.174
2,	(5)	Frankie Fredericks	NAM 9.89	0.143
3,	(3)	Ato Boldon	TTO 9.90	0.164
4,	(4)	Dennis Mitchell	USA 9.99	0.145
5,	(1)	Michael Marsh	USA 10.00	0.147
6,	(7)	Davidson Ezinwa	NGR 10.14	0.157
7,	(8)	Michael Green	JAM 10.16	0.169
	(2)	Linford Christie	GBR DQ (r162.7)	0.089

(Competitors: 106; Countries: 75; Finalists: 8)

Reigning Champion Christie, together with World Champion Bailey, US Champion and three-time Olympian Dennis Mitchell, NCAA

champion Boldon and Fredericks (twice under 9.90 in the month prior to the Games) were all gold medal contenders. Davidson Ezinwa was the fastest heat winner with 10.03, and Boldon ran the fastest quarter-final ever (9.95) which lasted until Fredericks ran 9.93. Fredericks won the first semi in 9.94, and Boldon won the second, also in 9.94, with Bailey and Mitchell the runners-up, both in 10.00.

Christie and Boldon false-started in the final, before another false start was called – with Christie the ejected culprit. Finally, the depleted field got away at the fourth time of asking, with Fredericks quickest (0.143) and Bailey last (0.174). Mitchell was the early leader, but Boldon took over at 25m and held the lead until 15m from the finish. At that point Bailey, who had started an astounding mid-race surge measured at 42.85 kilometres per hour, swept by and won by half a metre from Fredericks who just got by Boldon in the last 5m.

### Sydney, 23 Sep 2000

(0.3)				Reactions
1,	(5) Maurice Greene	USA	9.87	0.197
2,	(8) Ato Boldon	TTO	9.99	0.136
3,	(4) Obadele Thompson	BAR	10.04	0.216
4,	(3) Dwain Chambers	GBR	10.08	0.174
5,	(6) Jon Drummond	USA	10.09	0.147
6,	(1) Darren Campbell	GBR	10.13	0.193
7,	(7) Kim Collins	SKN	10.17	0.210
	(2) Aziz Zakari	GHA	DNF	0.180

(Competitors: 97; Countries: 72; Finalists: 8)

Greene – World Champion in 1997 and 1999 – was favourite ahead of Boldon and Bruny Surin of Canada. Boldon was fastest in the opening round, with 10.04, aided by the only wind reading in excess of 1.0 m/s. Thompson duplicated Boldon's time in round 2, but Greene impressed with 10.10 into a headwind (-1.7). Chambers (10.14) and Greene (10.06) were the semis winners, with Surin the major casualty, hobbled by hamstring problems.

Greene and Chambers battled for the lead in the final until halfway, when Greene powered away with Boldon in his slipstream. Chambers faltered short of the finish, and Thompson finished fast for the bronze. In cool conditions with a slight headwind and a starting system which affected the reaction times of the athletes, Greene's time was outstanding.

### Athens, 22 Aug 2004

(0.6)				Reactions
1,	(3) Justin Gatlin	USA	9.85	0.188
2,	(5) Francis Obikwelu	POR	9.86	0.163
3,	(7) Maurice Greene	USA	9.87	0.151
4,	(4) Shawn Crawford	USA	9.89	0.161
5,	(6) Asafa Powell	JAM	9.94	0.166
6,	(1) Kim Collins	SKN	10.00	0.175
7,	(8) Obadele Thompson	BAR	10.10	0.164
	(2) Aziz Zakari	GHA	DNF	0.178

(Competitors: 82; Countries: 64; Finalists: 8)

Only two of the first round heats were won in a time slower than 10.20, with Crawford the fastest at 10.02. Crawford was again the quickest in the next round, this time with 9.89, as Obikwelu (9.93), Gatlin (9.96) and Greene (9.93) all won their heats in less than 10 seconds. The race favourite Powell finished behind Greene in 9.99, but looked to be holding back. Crawford won the first semi, saying "C'mon boy" in encouragement to training partner Gatlin, with 20m to go. In the other heat Powell (9.95) edged Obikwelu (9.97) and Greene (9.97).

In the final, Collins, Gatlin and Crawford had the best pick-ups, and at 60m Gatlin edged into the lead. Crawford and, in particular, Powell were not as relaxed as in earlier races. Obikwelu and Greene finished fastest, with Obikwelu, the tallest-ever 100m medallist (at 1.95m), leaning just ahead of the 2000 champion, and inches behind Gatlin. No-one had ever finished as low as third under 9.90 before; here the unfortunate Crawford ran 9.89 for fourth place.

### Beijing, 16 Aug 2008

(0.0)				Reactions
1,	(4) Usain Bolt	JAM	9.69WR	0.165
2,	(5) Richard Thompson	TTO	9.89	0.133
3,	(6) Walter Dix	USA	9.91	0.133
4,	(9) Churandy Martina	AHO	9.93	0.169
5,	(7) Asafa Powell	JAM	9.95	0.134
6,	(2) Michael Frater	JAM	9.97	0.147
7,	(8) Marc Burns	TTO	10.01	0.145
8,	(3) Darvis Patton	USA	10.03	0.142

(Competitors: 80; Countries: 63; Finalists: 8)

The prospective gold medalists were Bolt, Powell and Tyson Gay (USA), with Bolt, the new world record holder (9.72) the only uninjured athlete of the three in 2008. The quarter-finals saw the first heated action, with Martina setting a national record 9.99 in the first race. The other heat winners Thompson (9.99), Burns (10.05), a coasting Bolt (9.92), and Powell (10.05). Gay, who had injured himself after winning the US Trials (in 9.68w) ran a straining 10.09 behind Thompson.

Bolt won the first semi-final in 9.85, still not showing full speed for the whole race, while Dix emerged as a possible medallist with his 9.95, which featured good mid-race acceleration. Kim Collins (SKN) missed the final despite running 10.05. Powell (9.91) held off Thompson (9.93) and Martina (9.94, another record) in the second race, while Patton (10.03) beat the under-raced Gay (10.05) for the final qualifying spot.

For the first time in Olympic history a nation other than the USA had three finalists in the 100. Thompson, Frater and Bolt were the first to separate from the field, with a half-metre advantage by 40m. Bolt then showed acceleration of a type previously unseen for such a tall man, as he surged to a one-metre lead by the 60m mark, then doubled that advantage by 80m. At this point he lowered his arms and eased across the line celebrating, yet still set a new world record of 9.69 (actually 9.683). Behind this extraordinary display, Thompson just held off the fast-charging Dix for the silver medal, while Martina closed from last at halfway to fourth. Five of the first six all ran lifetime bests, with only Powell – fifth as he was in Athens – unable to do so.

### London, 5 Aug 2012

(1.5)				Reactions
1,	(7) Usain Bolt	JAM	9.63OR	0.165
2,	(5) Yohan Blake	JAM	9.75	0.179
3,	(6) Justin Gatlin	USA	9.79	0.178
4,	(8) Ryan Bailey	USA	9.88	0.176
5,	(9) Churandy Martina	NED	9.94	0.139
6,	(2) Richard Thompson	TTO	9.98	0.160
7,	(3) Asafa Powell	JAM	11.99	0.155
	(4) Tyson Gay	USA	DQ (r40.9) (9.80)	0.145

(Athletes: 78; Countries: 61; Finalists: 8)

Rightful finalist (in place of Gay):

Adam Gemili GBR (2s3, 10.06)

For the first time at an Olympic Games, there was a preliminary round for athletes who had failed to reach the "B" entry standard of 10.24. Those who advanced from that stage joined the pre-qualified performers in the first of three remaining rounds, though all who did were then eliminated as the standard rose sharply. Bailey was the quickest in the first round proper with 9.88. There were no shocks apart from the scratching of former World Champion Kim Collins by the St. Kitts and Nevis Olympic Committee. He would have made a record fifth appearance, but they said he had flouted team rules by leaving the athlete's village without permission.

Gatlin set a semi-final world record of 9.82 in the first race of that round. The other two races were won by Bolt (9.87) and Blake (9.85). Keston Bledman (TTO) became the first man to run as fast as 10.04 and not qualify for a final, while 18 year-old Adam Gemili (GBR) also came close with his 10.06. It transpired that Gemili was a rightful finalist because the man qualifying by place one position ahead of the British junior (Tyson Gay) later admitted to a doping offence.

The start of the final was almost ruined when someone from the crowd threw a plastic bottle onto the track behind the blocks as the runners were set. The man responsible (Ashley Gill-Webb) was removed from the stadium and charged with a public order offence.

Powell was fastest into his running, and at 30m had just conceded a slight advantage to Gatlin. Bolt and Thompson were perhaps 30cm behind, but by 60m (6.35) the reigning champion had powered past the field and had opened up a small, but ever-expanding lead. Aware of the danger of Blake, Bolt kept up his attack, passing 80m in 7.96, and drove through the tape almost 1½ metres clear in an Olympic record of 9.63, the second fastest ever. Behind him, Blake equalled his personal best of 9.75, while Gatlin also needed a lifetime best of 9.79 to hold off Gay. A record seven men broke 10 seconds in the same race, though that total was cut to six when Gay's disqualification was confirmed. Powell – in his third Olympic final – would also have been sub-10 had he not suffered an old groin injury in mid-race. Bolt's reaction time of 0.165 was exactly the same as in the 2008 final.

### MEN'S 100 METRES

#### The Best on Points

16	Archie Hahn USA	1904-1, 1906-1
	Carl Lewis USA	1984-1, 1988-1
	Dennis Mitchell USA	1988-4, 1992-3, 1996-4
	Usain Bolt JAM	2008-1, 2012-1

#### Most Finals

3	Ray Stewart JAM	1984-6, 1988-7, 1992-7
	Linford Christie GBR	1988-2, 1992-1, 1996-dq
	Mitchell	
	Asafa Powell JAM	2004-5, 2008-5, 2012-8

#### Most Appearances

4	Tommy Robinson BAH	1956-4h5, 1960-5s1, 1964-8, 1968-dnf/h6
	Hasely Crawford TTO	1972-dnf/final, 1976-1, 1980-5q1, 1984-4q1
	Ray Stewart JAM	1984-6, 1988-7, 1992-7, 1996-4q3
	Ato Boldon TTO	1992-4h3, 1996-3, 2000-2, 2004-4h6
	Kim Collins SKN	1996-5q4, 2000-7, 2004-6, 2008-5s1 (Collins was also declared for h7 in 2012, but did not start)

#### Placing Table

	G	S	B	4	5	6	7	8	M	Points
USA	17	14	8	17	9	7+1=	-	1	39	427.5
GBR	3	2	3	2	1	2	1	-	8	78
JAM	2	4	1	-	3	2	4	-	7	76
CAN	2	-	3	1	-	1	1	1	5	45
GER	1	1	2	-	3	1	1	-	4	44
TTO	1	2	1	-	-	2	1	-	4	36
URS	1	-	1	2	1	1	-	-	2	31
CUB	-	2	-	2	1	-	-	-	2	28
RSA	1	-	-	1	2	-	-	-	1	21
AUS	-	-	3	-	-	1	-	-	3	21
NAM	-	2	-	-	-	-	-	-	2	14
NED	-	-	1	-	1	-	-	-	1	10
PAN	-	-	1	-	1	-	-	-	1	10
POL	-	-	-	1	-	-	2	-	0	9
FRA	-	-	-	-	2	-	-	1	0	9
BAR	-	-	1	-	-	-	1	-	1	8
POR	-	1	-	-	-	-	-	-	1	7
BUL	-	-	1	-	-	-	-	1	1	7
NGR	-	-	-	-	-	2	-	1	0	7
HUN	-	-	1	-	-	-	-	-	1	6
NZL	-	-	1	-	-	-	-	-	1	6
SWE	-	-	-	-	-	2	-	-	0	6
AHO	-	-	-	1	-	-	-	-	0	5
SKN	-	-	-	-	-	1	1	-	0	5
BRA	-	-	-	-	1	-	-	-	0	4
GRE	-	-	-	-	1	-	-	-	0	4
JPN	-	-	-	-	-	1	-	-	0	3
CIV	-	-	-	-	-	1=	-	-	0	2.5
BAH	-	-	-	-	-	-	-	1	0	1
MAD	-	-	-	-	-	-	-	1	0	1
<b>Totals</b>	<b>28</b>	<b>28</b>	<b>28</b>	<b>27</b>	<b>26</b>	<b>23+2=</b>	<b>12</b>	<b>7</b>	<b>84</b>	<b>932</b>

#### Breakdown of GER placings:

GER	1	1	2	-	3	-	-	-	4	39
FRG	-	-	-	-	-	1	-	-	0	3
GDR	-	-	-	-	-	-	1	-	0	2
<b>Totals</b>	<b>1</b>	<b>1</b>	<b>2</b>	<b>-</b>	<b>3</b>	<b>1</b>	<b>1</b>	<b>-</b>	<b>4</b>	<b>44</b>

### Men's 100 Metres, continued

	G	S	B	4	5	6	7	8	M	Points
Breakdown of URS placings:										
UKR	1	-	1	-	-	-	-	-	2	14
RUS	-	-	-	1	1	-	-	-	0	9
AZE	-	-	-	1	-	-	-	-	0	5
KAZ	-	-	-	-	-	1	-	-	0	3
<b>Totals</b>	<b>1</b>	<b>-</b>	<b>1</b>	<b>2</b>	<b>1</b>	<b>1</b>	<b>-</b>	<b>-</b>	<b>2</b>	<b>31</b>

## 200 Metres

Athens, 1896

Not held

Paris, 22 Jul 1900

1,	Walter Tewksbury	USA	22.2
2,	Norman Pritchard <small>British India</small>	GBR	22.5e
3,	Stan Rowley	AUS	22.6e
4,	William Holland	USA	22.6e

(Competitors: 8; Countries: 7; Finalists: 4)

The heats eliminated just two athletes. Pritchard, who later became a silent film star in the USA, was the early leader, but Tewksbury took over just after the 100m mark and finished the tree-surrounded course on the 500m track just over 2m ahead of the Briton with Rowley half a metre back.

The country for which Pritchard competed is debatable. There is a good case for him to be listed as Indian and indeed several Olympic historians prefer this option. For the purposes of this book, the editor is swayed by the research of the late Ian Buchanan published in the Journal of Olympic History (Volume 8, number 1, January 2000). Buchanan notes that Calcutta-born Pritchard was selected to represent Great Britain after competing at the 1900 AAA Championships (in London) and was shown as being affiliated to both England and "British India" (Indes Anglais) in the 1900 Olympic Games programme. He concludes that "Pritchard was a British colonial, resident in India". The editor welcomes further advice and comment on this subject.

St. Louis, 31 Aug 1904

1,	Archie Hahn	USA	21.6OR
2,	Nate Cartmell	USA	21.9e
3,	William Hogenson	USA	22.1e
4,	Fay Moulton	USA	

(Competitors: 5; Countries: 2; Finalists: 4)

Hahn won the first heat in 22.2 from Cartmell (22.3), with Hogenson taking the other in 22.8. Cartmell, Hogenson and Moulton all false started, which caused them to be set back a yard at the start of the race; it should have been two, but the clerk of the course ruled that there was not enough room to do so. Hahn got his usual quick start, and was soon five yards clear of the field. Cartmell, who began slothfully, passed Hogenson and Moulton after halfway and closed to just over two yards at the finish. Hahn's time over the straight course was an Olympic record.

Athens, 1906

Not held

London, 23 Jul 1908

1,	(3) Robert Kerr	CAN	22.6
----	-----------------	-----	------

2,	(4)	Robert Cloughen	USA	22.6e
3,	(2)	Nate Cartmell	USA	22.7e
4,	(1)	George Hawkins	GBR	22.8e

(Competitors: 43; Countries: 15; Finalists: 4)

All of the four finalists won their second round races in 22.6 after Kerr had been the fastest first round winner with 22.2. In the final, Kerr led by a metre off the bend, which was a generous sweeping curve on the 587 yard track. Cloughen and Cartmell closed up on Kerr, who was visibly tiring in the last few metres but won by just over 20cm, with Cartmell a further 30cm back.

### Stockholm, 11 Jul 1912

1,	(4)	Ralph Craig	USA	21.7
2,	(6)	Donald Lippincott	USA	21.8
3,	(1)	Willie Applegarth	GBR	22.0
4,	(5)	Richard Rau	GER	22.2e
5,	(2)	Charles Reidpath	USA	22.2e
6,	(3)	Donnell Young	USA	22.3e

(Competitors: 61 Countries: 19; Finalists: 6)

After George Patching (RSA) had been fastest in the heats (22.3), the real racing began, with only the winners of the second round qualifying for the final. Craig, Applegarth, and Young won the first three heats in 21.9. Lippincott then ran 21.8, an Olympic best for 200m on a full curve.

Applegarth – despite the inside draw – led into the straight in the final from Lippincott, with Craig and Reidpath equal fifth, 2m behind. The Briton was soon caught by Craig, who gradually drew away from the field. Lippincott closed well to take second, less than a metre behind Craig. Applegarth was a clear third.

### Antwerp, 20 Aug 1920

1,	(3)	Allen Woodring	USA	22.0
2,	(4)	Charles Paddock	USA	22.0e
3,	(5)	Harry Edward	GBR	22.2e
4,	(6)	Loren Murchison	USA	22.2e
5,	(1)	George Davidson	NZL	22.4e
6,	(2)	Jack Oosterlaak	RSA	22.4e

(Competitors: 48; Countries: 22; Finalists: 6)

Edward was the fastest quarter-finalist with 22.0 after a desultory round of heats which saw 22.6 as the quickest time. Murchison won the first semi in 22.4 from Edward, now strapped up after damaging a hamstring. Woodring edged Paddock in the other semi-final.

Woodring, who had only made the team after George Massengale withdrew at the last moment because of rheumatism, got a good draw in the final, one lane inside Paddock, who was favoured to complete a double. Paddock led from the gun, with Woodring second off the curve. Woodring caught Paddock with 20m to go, and held off Paddock's celebrated leap for the tape by 20cm. Edward finished third a similar distance ahead of Murchison.

### Paris, 9 Jul 1924

1,	(4)	Jackson Scholz	USA	21.6OR
2,	(6)	Charles Paddock	USA	21.7e
3,	(5)	Eric Liddell	GBR	21.9e
4,	(1)	George Hill	USA	22.0e
5,	(3)	Bayes Norton	USA	22.0e
6,	(2)	Harold Abrahams	GBR	22.3e

(Competitors: 63; Countries: 32 Finalists: 6)

A time of 21.8 was run seven times before the final, with Jackson Scholz the only man to do so more than once. The track had been deadened by a downpour in the morning of the final. Paddock (21.8 semi)

and Scholz started best and were fractionally ahead off the curve. The rest were almost in a line, except 100m winner Abrahams who lagged more than a metre behind. Paddock took a foot lead at the 120m mark, and was only caught by his teammate with 20m to go. Scholz won by 40cm from Paddock's leaping finish, with Liddell, who had closed from fifth to third in the second half, 2m behind. This was the only track event on the flat not won by athletes from either Finland or Britain in 1924.

### Amsterdam, 1 Aug 1928

1,	(2)	Percy Williams	CAN	21.8
2,	(3)	Walter Rangeley	GBR	21.9e
3,	(4)	Helmut Körnig	GER	21.9e
4,	(5)	Jackson Scholz	USA	21.9e
5,	(6)	John Fitzpatrick	CAN	22.1e
6,	(1)	Jakob Schüller	GER	22.2e

(Competitors: 59; Countries: 29; Finalists: 6)

Both Paddock and Scholz were attempting to reach their fifth individual finals, but after winning his first two races, Paddock was edged out in the first semi-final. Scholz qualified comfortably behind Kornig in the other semi, after the German had equalled the Olympic Record of 21.6 in the previous round.

Körnig was the early leader, but Williams and the surprising Rangeley slipped by at the 150m mark. Williams swept away irresistibly to win by 60cm, with Rangeley leaning across the line 15cm ahead of Körnig. Scholz was half a metre back, but inexplicably he was initially bracketed with the German for third place. He declined to take part in a run-off for the bronze medal and was placed fourth.

### Los Angeles, 3 Aug 1932

1,	(1)	Eddie Tolan	USA	21.2OR	<u>Electric</u> (21.12)
2,	(3)	George Simpson	USA	21.4	
3,	(2)	Ralph Metcalfe	USA	21.5	
4,	(6)	Arthur Jonath	GER	21.5	
5,	(4)	Carlos Bianchi	ARG	21.6	
6,	(5)	William Walters	RSA	21.9	

(Competitors: 25; Countries: 13; Finalists: 6)

The Olympic record fell in the quarter-finals as Metcalfe (21.59) and Tolan (21.56) both ran 21.5, with unheralded Carlos Bianchi (21.9 in 1931) running 21.4 (21.46). Jonath then equalled this mark (21.48 on the Kirby timer), and a fifth contender for the gold medal emerged at the semi-final stage when George Simpson (21.54) finished inches behind Metcalfe (21.52). Jonath (21.51) won the other semi.

In the final Bianchi was out quickest, but overtaken on the curve by Simpson, who led by half a metre into the straight. Tolan quickly caught Simpson and went away to win by 2m, with Simpson less than a metre ahead of Metcalfe, and Jonath half a metre back. Metcalfe had been unbeatable over 200m before the Games, so it was no surprise to find that his lane measurement had been incorrect, with his starting placement set back by about 1.5 metres. He may well not have beaten Tolan, but he certainly would have taken second place. Offered a re-run, he declined because he did not wish to disturb a United States clean sweep.

### Berlin, 5 Aug 1936

1,	(3)	Jesse Owens	USA	20.7OR
2,	(4)	Mack Robinson	USA	21.1
3,	(1)	Martinus Osendarp	NED	21.3
4,	(5)	Paul Hänni	SUI	21.6

5, (6)	Lee Orr	CAN	21.6
6, (2)	Wijnand van Beveren	NED	21.9

(Competitors: 44; Countries: 22; Finalists: 6)

Having been a comfortable winner of both the US Trials 200m and the Olympic 100m, Owens was a solid favourite. Winning his first two preliminaries in an Olympic record 21.1 did nothing to dispel that view. Mack Robinson equalled Owens's new record in his semi, with Owens an easy winner of the other race in 21.3. Owens flew around the bend in the final, opening up a 2m lead on the field by halfway, which he smoothly doubled by the finish in 20.7, easily the best 200m seen in major competition at that time. In better conditions after the Games, Robinson ran 20.8, which showed the exceptional quality of Owens's run.

### London, 3 Aug 1948

#### (Wind: against)

				<u>Adjusted</u>
1, (2)	Mel Patton	USA	21.1	21.3
2, (4)	"Barney" Ewell	USA	21.1	21.4
3, (3)	Lloyd LaBeach	PAN	21.2	21.5
4, (1)	Herb McKenley	JAM	21.3e	21.6
5, (5)	Cliff Bourland	USA	21.4e	21.6
6, (6)	Leslie Laing	JAM	21.9e	22.1

(Competitors: 52 Countries: 29; Finalists: 6)

	<u>Differential</u>
Patton	0.00
Ewell	0.05 behind
LaBeach	0.20
McKenley	0.24
Bourland	0.27
Laing	0.72

The schedule permitted one lap specialists as well as 100m sprinters to contest the 200m, and World 400m record holder Herb McKenley and former quarter-miler Cliff Bourland were the fastest men through the three qualifying rounds, with 21.3 the quickest mark on the now heavy track.

Patton, the NCAA and Olympic Trials winner, had been favoured to win ahead of Ewell, but after his nervy fifth place in the 100m was severely lectured by his coach, the venerable Dean Cromwell. Patton started the final like a startled deer and led by 2m into the straight from McKenley. He managed to hold off Ewell's charge, while LaBeach edged ahead of McKenley in the last 20m.

### Helsinki, 23 Jul 1952

				<u>Electrics</u>
1, (3)	Andy Stanfield	USA	20.7	(20.81)
2, (7)	Thane Baker	USA	20.8	(20.97)
3, (6)	James Gathers	USA	20.8	(21.08)
4, (4)	McDonald Bailey TTO	GBR	21.0	(21.14)
5, (5)	Leslie Laing	JAM	21.2	(21.45)
6, (2)	Gerardo Bönhoff	ARG	21.3	(21.59)

(Competitors: 71; Countries: 35; Finalists: 6)

Andy Stanfield, the best sprinter on view in Helsinki, was the fastest man in the heats, running 20.9 in the second round. Stanfield with an injured right thigh, was the leader at halfway in the final, with the frenetic Baker just behind, a metre ahead of Bailey, and Gathers a further metre back. Stanfield held form, while Baker tied up, as Gathers passed Bailey 30m from the finish for third place.

### Melbourne, 27 Nov 1956

				<u>Electrics</u>
1, (3)	Bobby Morrow	USA	20.6=WR	(20.75)

2, (4)	Andy Stanfield	USA	20.7	(20.97)
3, (6)	Thane Baker	USA	20.9	(21.05)
4, (1)	Mike Agostini	TTO	21.1	(21.35)
5, (2)	Boris Tokarev	RUS	21.2	(21.42)
6, (5)	José Telles da Conceição	BRA	21.3	(21.56)

(Competitors: 67; Countries: 32; Finalists: 6)

No-one ducked under 21.1 until the final, and Stanfield looked the smoothest of all in the heats. Morrow appeared to be favouring his bandaged left hamstring, but was more worried about Stanfield's form. Baker was visibly upset at drawing lane 6 as he had in '52, but ran a good bend.

The three Americans were virtually abreast off the bend before Morrow turned on the power and was soon 2m in front, an advantage he held easily over Stanfield, who later asserted that the track was two tenths slower than Helsinki. The time of 20.75 was nevertheless the fastest automatic time on record up to that date. Morrow's 1956 feat of winning the sprint double at the NCAA, Olympic Trials and Olympic Games, as well as the AAU 100, exactly duplicated the achievement of Owens in 1936, and has not been matched by an American sprinter since.

### Rome, 3 Sep 1960

(0.0)				<u>Electrics</u>
1, (5)	Livio Berruti	ITA	20.5=WR	(20.62)
2, (7)	Lester Carney	USA	20.6	(20.69)
3, (3)	Abdoulaye Seye	SEN	FRA	20.7 (20.83)
4, (2)	Marian Foik	POL	20.8	(20.90)
5, (4)	Stone Johnson	USA	20.8	(20.93)
6, (6)	Ray Norton	USA	20.9	(21.09)

(Competitors: 62; Countries: 48; Finalists: 6)

Berruti had been the one man to have beaten Norton in 1959 over 200m, but was not considered a gold medal possibility until equalling the world record in winning his semi-final in 20.5 (20.65) ahead of Norton – 20.7 (20.81). Third in this race was Stone Johnson (20.92) ahead of Britain's Peter Radford, whose 21.09 was appreciably quicker than Les Carney's 21.24 for third in the other semi.

Norton, who had equalled the world record when winning the US Trials, was a metre behind the smooth Berruti at 100m in the final, and faded – a victim of dysentery which destroyed his gold medal chances. Carney, out in lane 7 (the inside lane was not used), was just behind Norton at halfway, and held on against the charges of Seye and Foik for the silver medal. The home crowd celebrated by setting fire to their programmes, giving an eerie light to the Italian night of victory.

### Tokyo, 17 Oct 1964

(-0.7)				<u>Electrics</u>
1, (7)	Henry Carr	USA	20.3OR	(20.36)
2, (5)	Paul Drayton	USA	20.5	(20.58)
3, (8)	Edwin Roberts	TTO	20.6	(20.63)
4, (3)	Harry Jerome	CAN	20.7	(20.79)
5, (1)	Livio Berruti	ITA	20.8	(20.83)
6, (4)	Marian Foik	POL	20.8	(20.83)
7, (6)	Richard Stebbins	USA	20.8	(20.89)
8, (2)	Sergio Ottolina	ITA	20.9	(20.94)

(Competitors: 57 Countries: 43; Finalists: 8)

Drayton – 20.7 (20.70) – and Roberts – 20.8 (20.89) – were the fastest in the first two rounds. Drayton opened up in the semi-final, equalling the Olympic record with 20.5 (20.58, an electrically-timed Olympic best). World record holder Carr won the other semi in 20.6 (20.69) with Jerome just edging out France's teenage star Roger Bambuck for the last final place.

Carr showed his true quality in the final. After being level with Drayton coming off the bend, he surged to a metre lead, and extended

it to 2½m by the finish in 20.36 – brilliant running into a headwind. Drayton had to work hard to stay ahead of Roberts, with Jerome progressing from seventh to fourth just in front of Berruti.

### Mexico City, 16 Oct 1968

				Electrics
(0.9)	1, (3)	Tommie Smith	USA	19.8WR (19.83)
	2, (6)	Peter Norman	AUS	20.0 (20.06)
	3, (4)	John Carlos	USA	20.0 (20.10)
	4, (8)	Edwin Roberts	TTO	20.3 (20.34)
	5, (2)	Roger Bambuck	FRA	20.5 (20.51)
	6, (5)	Larry Questad	USA	20.6 (20.62)
	7, (1)	Michael Fray	JAM	20.6 (20.63)
	8, (7)	Joachim Eigenherr	FRG	20.6 (20.66)

(Competitors: 50; Countries: 37; Finalists: 8)

Carlos was favoured on the strength of his unrated world record of 19.7 (19.92) in the US Trials, but Smith had won all their previous championship meetings. Peter Norman, a good but unheralded Aussie, was fastest in the first round with an Olympic record 20.2 (20.23), a mark matched by Smith (20.29 on auto timing) in the next round. Norman again ran 20.2 (20.22) in his semi, but was eclipsed by Carlos who ran an astonishing 20.1 (20.12) from lane 1. Smith also won his semi-final in 20.1 (20.13), but limped off with cramp. The benefit of altitude meant that 20.49 was required just to make the final.

Smith appeared with his leg heavily strapped, but ran the curve well, even if one and a half metres down on Carlos, who powered through the first half in 10.4. Smith switched gears at 120m, zooming past Carlos at 150m and leaving onlookers gaping in awe at his acceleration. He won by 2½m despite easing down in the last 15m and raising his arms in triumph. Meanwhile, Carlos also throttled back, but was overtaken in the last 5m by Norman, who destroyed his pre-Olympic best by 0.5 with 20.0 (20.06).

A black power protest was made by Smith and Carlos at the medal ceremony, eclipsing the race in news terms as the two American stars were subsequently vilified for using the Olympic arena as a political forum.

### Munich, 4 Sep 1972

(0.0)	1, (5)	Valeriy Borzov	UKR	URS	20.00
	2, (1)	Larry Black	USA	USA	20.19
	3, (2)	Pietro Mennea	ITA	ITA	20.30
	4, (6)	Larry Burton	USA	USA	20.37
	5, (3)	Chuck Smith	USA	USA	20.55
	6, (8)	Siegfried Schenke	GDR	GDR	20.56
	7, (4)	Martin Jellinghaus	FRG	FRG	20.65
	8, (7)	Hans-Joachim Zenk	GDR	GDR	21.05

(Competitors: 57; Countries: 42; Finalists: 8)

Larry Black and co-world record holder Don Quarrie of Jamaica were the favourites, but Borzov's 20.64 in the first round, in which he looked round three times, convinced many viewers of his pedigree in the longer sprint. In the second round Black dominated Quarrie (20.43) with a 20.28.

In the first semi-final Borzov won in a strangely slow 20.74, while Quarrie suffered a hamstring pull. Black won the other race ahead of 20-year-old Pietro Mennea. In the final Black was off fastest, but Borzov caught him after 80m, and cruised away after 130m. Before the finish he had more than 2m in hand and eased over the line, 0.19 ahead of Black. Mennea tore past Burton with 25m to go to take the bronze. Fourth-placed Burton, in his first year in athletics, was a football player and later played with success in the NFL.

Some observers considered that Borzov would not have beaten Black had the American not drawn the inside lane, but Black was the best curve runner in the world, and would likely have run around 20.05 in one of the outer lanes; brilliant, but not enough to beat Borzov.

### Montreal, 26 Jul 1976

				Actual
(0.8)	1, (2)	Don Quarrie	JAM	20.23 (20.22)
	2, (4)	Millard Hampton	USA	20.29
	3, (7)	Dwayne Evans	USA	20.43
	4, (1)	Pietro Mennea	ITA	20.54
	5, (8)	Rui da Silva	BRA	20.84
	6, (6)	Bogdan Grzejszczak	POL	20.91
	7, (3)	Colin Bradford	JAM	21.17
	8, (5)	Hasely Crawford	TTO	79.60

(Competitors: 45; Countries: 33; Finalists: 8)

The top American, Steve Williams, had failed to make the United States team because of injury, while the world's number three man of 1975, James Gilkes of Guyana, missed out because his country joined the African boycott. This left Don Quarrie as the favourite.

The Jamaican duly produced the fastest time of each preliminary round, with 20.28 in the quarter-finals being his best mark. Seventeen-year-old Dwayne Evans was the only other sprinter able to duck under 20.60 prior to the final, clocking 20.56 in his second round race. These two started fastest in the final, with Quarrie pulling away at the beginning of the straight just as US Trials winner Millard Hampton went past Evans. Hampton could not close on Quarrie, whose winning time was officially 20.23, but the photo-finish showed the more accurate 20.22.

### Moscow, 28 Jul 1980

(0.9)	1, (8)	Pietro Mennea	ITA	ITA	20.19
	2, (7)	Allan Wells	GBR	GBR	20.21
	3, (4)	Don Quarrie	JAM	JAM	20.29
	4, (1)	Silvio Leonard	CUB	CUB	20.30
	5, (3)	Bernhard Hoff	GDR	GDR	20.50
	6, (5)	Leszek Dunecki	POL	POL	20.68
	7, (2)	Marian Woronin	POL	POL	20.81
	8, (6)	Osvaldo Lara	CUB	CUB	21.19

(Competitors: 57; Countries: 37; Finalists: 8)

As in the boycott-affected event in 1976, little action was seen before the final, with Wells (20.59) and Mennea (20.60) producing the fastest times in the second round. Leonard won the first semi-final, with Gilkes (20.87) missing out on the final, despite being quicker than Lara (20.93), who was fourth in the other semi. Leonard suffered in the draw, with the inside lane, while Mennea was on the outside.

Wells was the fastest starter in the final, making up 2m on the Italian in the first 20m, and held that margin over Mennea and Quarrie into the straight. Wells began to tighten up after 150m, while the Italian looked like a man running downhill, as the burly Scotsman struggled. Mennea went in front with 10m to go, Wells dived at the line to no avail as the Italian got his revenge for defeat a year earlier in Turin in the European Cup 200m (by the same .02 margin, 20.29w-20.31). Quarrie just edged the unlucky Leonard for the bronze medal.

### Los Angeles, 8 Aug 1984

				Halves
(-0.9)	1, (7)	Carl Lewis	USA	19.80OR 10.22/9.58
	2, (3)	Kirk Baptiste	USA	19.96 10.41/9.55
	3, (4)	Thomas Jefferson	USA	20.26 10.43/9.83
	4, (8)	João Batista da Silva	BRA	20.30 10.47/9.83
	5, (6)	Ralf Lübke	FRG	20.51 10.71/9.80
	6, (2)	Jean-Jacques Boussemart	FRA	20.55 10.57/9.98
	7, (5)	Pietro Mennea	ITA	20.55 10.49/9.87
	8, (1)	Ade Mafe	GBR	20.85 10.68/10.17

(Competitors: 76; Countries: 58; Finalists: 8)

Lewis and Baptiste were clearly the class of the field, each handily winning their semi-finals, in 20.27 and 20.29 respectively. Mennea eas-

ily qualified for his fourth Olympic final, a record for the event, but Quarrie placed seventh (20.77) in the second semi-final, 16 years after first being selected to run in the Olympics.

Baptiste reacted quickest in the final (0.153 to Lewis's 0.177), but the 100m winner ran a superb curve, passing 100m in 10.22, some 2m ahead of Baptiste, with Jefferson and da Silva just behind. Baptiste closed slightly on the leader, but not enough to seriously dent Lewis's advantage. The time of 19.80 beat Smith's 16 year-old Olympic record, and was superb, particularly in view of the headwind.

### Seoul, 28 Sep 1988

		<u>Halves</u>	
1, (6)	Joe DeLoach	USA	19.75OR 10.27/9.48
2, (3)	Carl Lewis	USA	19.79 10.24/9.55
3, (4)	Robson da Silva	BRA	20.04 10.35/9.69
4, (5)	Linford Christie	GBR	20.09 10.34/9.75
5, (2)	Atlee Mahorn	CAN	20.39 10.53/9.86
6, (1)	Gilles Quénehervé	FRA	20.40 10.58/9.82
7, (8)	Michael Rosswess	GBR	20.51 10.65/9.86
8, (7)	Bruno Marie-Rose	FRA	20.58 10.63/9.95

(Competitors: 72; Countries: 59; Finalists: 8)

DeLoach, winner of the US Trials, and Lewis were the favourites, and the semi-finals confirmed this view. Lewis won the first in 20.23 from Robson da Silva (20.28), while DeLoach zipped to a 20.06 nearly 3m clear of Christie.

By the time of the final Lewis had run four rounds of the 100m and taken a full series of jumps in defence of his long jump crown. Nevertheless, the defending champion made the running in the final, blasting out from the gun, and led DeLoach by 30cm off the bend, with da Silva and Christie together a metre back. DeLoach caught Lewis at 150m, and edged away in the last 25m to win by half a metre from his friend and training partner. The battle for third was won by da Silva who outlasted Christie in the final stages.

Former champion Pietro Mennea (36) made a token appearance in the heats, clocking 21.10 to qualify for round 2, from which he scratched. These were his fifth Olympic Games and that was his 33rd Olympic race.

### Barcelona, 6 Aug 1992

1, (4)	Michael Marsh	USA	20.01
2, (5)	Frankie Fredericks	NAM	20.13
3, (1)	Michael Bates	USA	20.38
4, (6)	Robson da Silva	BRA	20.45
5, (2)	Olapade Adeniken	NGR	20.50
6, (3)	John Regis	GBR	20.55
7, (7)	Oluyemi Kayode	NGR	20.67
8, (8)	Marcus Adam	GBR	20.80

(Competitors: 79; Countries: 65; Finalists: 8)

The pre-meet favourite had been world champion Michael Johnson, who had beaten Marsh 19.79 to 19.86 in the US Trials. Unfortunately, poor Johnson contracted a stomach virus a month before the Games while in Spain, and was a shadow of his normal self, finishing 6th in his semi-final in a pedestrian 20.78. Meanwhile, Marsh had been establishing himself as the potential winner, running the fastest time in each round: 20.38, 20.08 and an astonishing 19.73. That missed the world record by 0.01, was the fastest ever legal time at low altitude, and was nearly 0.4 quicker than the opposition.

Expectations were high that the Pietro Mennea's 1979 world record of 19.72 would be broken in the final, but the tension of the moment and a headwind put paid to that. Marsh took the lead from Fredericks at halfway, and cruised to victory more than a metre clear of the Namibian. Bates, who would later forge a career in the NFL, went from seventh at halfway to claim the bronze from the inside lane ahead of the '88 bronze medallist da Silva. Regis, who had run 20.09 behind Marsh in the semi-final, was a disappointing sixth.

### Atlanta, 1 Aug 1996

				<u>Halves</u>	
1, (3)	Michael Johnson	USA	19.32WR	10.12/9.20	
2, (5)	Frankie Fredericks	NAM	19.68	10.14/9.54	
3, (6)	Ato Boldon	TTO	19.80	10.18/9.62	
4, (8)	Obadele Thompson	BAR	20.14	10.34/9.80	
5, (2)	Jeff Williams	USA	20.17	10.40/9.77	
6, (4)	Iván García	CUB	20.21	10.43/9.78	
7, (7)	Patrick Stevens	BEL	20.27	10.43/9.84	
8, (1)	Michael Marsh	USA	20.48	10.58/9.90	

(Competitors: 78; Countries: 57; Finalists: 8)

Five weeks before the Games, Johnson had finally erased the 1979 world record, running 19.66 to win the Olympic trials. He was favourite, though had lost to Fredericks 19.82 to 19.85, in early July. Johnson won his semi in 20.27, easing down after passing 100m in 10.21, while Fredericks won the other semi-final in 19.98 ahead of Boldon's 20.05.

In the final the big three roared round the curve, with Johnson leading off the bend, passing halfway in 10.12, just ahead of Fredericks and Boldon. Later, Johnson would say "I knew, coming off the curve, that I was running faster than I had ever run in my life." Majestically, Johnson drew clear with his upright stance, to cross the line almost 4m in front, in an incredible 19.313. Fredericks ran the number three mark of all-time but was overwhelmed, while third place Boldon summed it up succinctly – "that was amazing."

### Sydney, 28 Sep 2000

1, (5)	Kostás Kentéris	GRE	20.09
2, (6)	Darren Campbell	GBR	20.14
3, (8)	Ato Boldon	TTO	20.20
4, (7)	Obadele Thompson	BAR	20.20
5, (3)	Christian Macolm	GBR	20.23
6, (1)	Claudinei da Silva	BRA	20.28
7, (2)	Coby Miller	USA	20.35
8, (4)	John Capel	USA	20.49

(Competitors: 68; Countries: 54; Finalists: 8)

The pre-season favourites were reigning champion Michael Johnson, and Maurice Greene. Both men failed to finish in the US trials, leaving the Sydney race wide open.

Nine men ran under 20.30 in the quarter-finals, with Campbell and Capel the fastest at 20.13, and Kentéris setting a national record of 20.14 in the Briton's heat. Capel was the fastest in the semis with 20.10 into a 1.1 wind, while Kentéris won the other heat in 20.20. Capel got left at the start in the final (reaction time: 0.348), expecting a recall after almost falling off the blocks, and the final was decided. Campbell led off the turn, and was overtaken at 150m by Kentéris, with Boldon winning his fourth Olympic medal just ahead of Thompson and Malcolm. The time was the slowest winning mark since 1980 (the last European win) and the first non-boycott Games for 72 years that the US did not win a medal.

### Athens, 26 Aug 2004

				<u>Halves</u>	
1, (4)	Shawn Crawford	USA	19.79	10.2/9.6	
2, (3)	Bernard Williams	USA	20.01	10.3/9.7	
3, (5)	Justin Gatlin	USA	20.03	10.3/9.7	
4, (8)	Frankie Fredericks	NAM	20.14	10.4/9.7	
5, (6)	Francis Obikwelu	POR	20.14	10.3/9.8	
6, (7)	Stéphan Buckland	MRI	20.24	10.5/9.7	
7, (1)	Tobias Unger	GER	20.64	10.5/10.1	
8, (2)	Asafa Powell	JAM	DNS		

(Competitors: 54; Countries: 43; Finalists: 8)





**400 Metres****Athens, 6 Apr 1896**

1,	Thomas Burke	USA	54.2OR
2,	Herbert Jamison	USA	56.1e
3,	Charles Gmelin	GBR	58.0e
4,	Fritz Hofmann	GER	-

(Competitors: 7; Countries: 4; Finalists: 4)

Jamison (56.8) and Burke were the heat winners on the 333.33m track with bends so tight they necessitated sharp braking. Burke led from the gun, and was chased to 250m by Hofmann, who then faded, leaving the Boston University student to finish well clear of Jamison. Burke had won the 1895 AAU with 49.6, but was clearly hindered by the tight bends.

**Paris, 15 Jul 1900**

1,	Maxie Long	USA	49.4OR
2,	William Holland	USA	49.6e
3,	Ernst Schultz	DEN	52.4e

(Competitors: 15; Countries: 6; Finalists: 3)

Seven of the 15 entries were Americans, and they dominated proceedings, with five qualifiers being United States athletes. Heat winners William Moloney (51.0) and Dixon Boardman (51.2) and Harry Lee all declined to compete – the final being held on a Sunday, leaving Long, the fastest qualifier (50.4) as favourite. Holland led until the last 20m, when Long passed on the outside to win by a metre. Later that year Long ran 47.8 over 440y, which was ratified as the first one-lap world record of the IAAF era.

**St. Louis, 29 Aug 1904**

1,	Harry Hillman	USA	49.2OR
2,	Frank Waller	USA	49.9e
3,	Herman Groman	USA	50.0e
4,	Joseph Fleming	USA	50.5e
5,	Myer Prinstein	USA	50.6e
6,	George Poage	USA	51.0e

(Competitors: 12; Countries: 3)

The race was run as a straight final. Groman was the early leader, before being headed by Hillman as the bend began at 195m. Hillman surged away from Waller and Groman in the final stages as Poage fell back after being bumped by Waller and Fleming. Percy Molson was initially placed fifth, but his position was subsequently amended. He was a member of the Canadian family of beer fame, and died courageously in the first World War. The McGill University stadium in Montreal bears his name.

**Athens, 29 Apr 1906**

1,	Paul Pilgrim	USA	53.2
2,	Wyndham Halswelle	GBR	53.8e
3,	Nigel Barker	AUS	54.1e
4,	Harry Hillman	USA	
5,	Charles Bacon	USA	
6,	Fay Moulton	USA	
7,	William Anderson	GBR	
8,	Marc Bellin du Coteau	FRA	

(Competitors: 25; Countries: 11; Finalists: 8)

Barker was the fastest winner (53.0) from the six heats, but Hillman and Halswelle were the favourites for the final. Anderson and du Coteau qualified from a repechage heat. Pilgrim, a 400/800 type of runner who had only been added to the team at the last moment, used his strength to move from third to first off the final bend, after Halswelle

had set the pace from Barker. Hillman tailed off early, when a knee injury acquired on the boat trip to Europe flared up. This was the last occasion when athletes in an Olympic Games ran races of more than one lap in a clockwise direction.

**London, 25 Jul 1908**

1,	Wyndham Halswelle	GBR	50.0
----	-------------------	-----	------

(Competitors: 37; Countries: 11; Finalists: 1)

The heats saw John Carpenter (USA) run 49.6 in the 14th of 16 races, a time which was bettered by Halswelle in heat 15 with 49.4. Halswelle then ran 48.4 in the third heat of the second round with William Robbins (USA) the next fastest with 49.0. Carpenter (49.4) and John Taylor (USA) were the other heat winners. The line-up for the final from the inside was Carpenter, Halswelle, Robbins, and Taylor on the outside. Robbins moved to the front at 50m and built up a solid lead. Carpenter and Halswelle caught up on the final curve, and Carpenter went past his teammate with Halswelle on his shoulder. As the two went down the straight Carpenter moved out, preventing Halswelle from passing.

The officials broke the finishing tape before any of the runners reached the line – Carpenter and Halswelle on the outside, Robbins on the inside of the track, while Taylor never did reach the line. Carpenter crossed the line first (47.8 per US versions, a more likely 48.6 per UK reports), and was disqualified, though officials should not have invaded the track to do so. Robbins and Taylor refused to participate in the re-run, which Halswelle took in a solo run – surely the most bizarre win in Olympic athletics history. Halswelle's career ended a week later, and he died in 1915, a victim of a sniper's bullet on the French front.

**Stockholm, 13 Jul 1912**

1,	(3) Charles Reidpath	USA	48.2OR
2,	(2) Hanns Braun	GER	48.3
3,	(5) Edward Lindberg	USA	48.4
4,	(1) Ted Meredith	USA	49.2e
5,	(4) Carroll Haff	USA	49.5e

(Competitors: 49; Countries: 16; Finalists: 5)

The first two rounds were run without lane markings. An incident between Braun and Donnell Young (USA) in the last semi-final resulted in disqualification of the American, and was more responsible for the use of lanes in the final than the debacle of 1908. No-one broke 50 seconds in the 15 heats, but three ran under 49 in the semi-final round, the fastest of whom was Reidpath with 48.7. Mel Sheppard, silver medallist in the 800m, was edged out of the final by his nemesis Ted Meredith, who beat him 48.8 – 48.9 in the third of the five qualifying races. In the final, Meredith was the early leader, but Braun got clear of the American in the third quarter of the race, only to be caught by Reidpath just before the finish. Lindberg overtook the fading Meredith in the last 50m.

**Antwerp, 20 Aug 1920**

1,	(1) Bevil Rudd	RSA	49.6
2,	(5) Guy Butler	GBR	49.9e
3,	(6) Nils Engdahl	SWE	50.0e
4,	(3) Frank Shea	USA	50.2e
5,	(4) John Ainsworth-Davis	GBR	50.4e
6,	(2) Harry Dafel	RSA	50.4e

(Competitors: 37; Countries: 16; Finalists: 6)

Shea, winner of the US Trials in 49.0, and Engdahl, who had run 48.5 in 1919, were the favourites. They duly won their semi-finals – Shea in 50.0 after Engdahl had run 49.4 on the slow track. In the final Dafel got a false start, then, at the second time of asking Shea and Engdahl took

the lead. Rudd surged past them at 250m and led by one and a half metres into the finishing straight. First Shea, then Engdahl faded, and Butler went past them to finish just over 2m behind Rudd. Very much the amateur athlete, Rudd enjoyed a beer and cigarette after his not too frequent training sessions.

### Paris, 11 Jul 1924

1,	(6)	Eric Liddell	GBR	47.6WR
2,	(5)	Horatio Fitch	USA	48.4e/48.2
3,	(2)	Guy Butler	GBR	48.6e/48.4
4,	(1)	David Johnson	CAN	48.8e
5,	(4)	John Taylor	USA	67.0e
	(3)	Joseph Imbach	SUI	DNF

(Competitors: 60; Countries: 27; Finalists: 6)

Eric Liddell had won the Scottish and AAA title over 440y in 1924, having decided to concentrate on that event (and the 200m) in late 1923. The Scottish international rugby winger set a personal best of 49.0 in winning his quarter-final, and then took his semi-final in 48.2 ahead of Imbach (48.7, following a 48.0 in his quarter-final). Fitch had won the first semi in 47.8 in front of Butler (48.0e) and Johnson (48.2e), with future IAAF President Adriaan Paulen eliminated in 48.6e.

In the final, held in very windy conditions, Liddell bolted from the gun, passing through 200m in 22.2 with Butler second. Imbach fell soon after, and into the straight Liddell's lead was almost 10m. This was cut back to 6m by the finish, and Fitch went past Butler in the last few metres for the silver medal. Taylor, who ran with a bandaged ankle, fell 10m from the line, and crawled across the finish, while Imbach was placed sixth although he did not complete the race. The time, though slower than Meredith's 47.4 for the longer 440 yards, was nevertheless ratified as a world record.

### Amsterdam, 3 Aug 1928

1,	(1)	Ray Barbuti	USA	47.8
2,	(5)	James Ball	CAN	47.9e/48.2
3,	(3)	Joachim Büchner	GER	48.1e/48.4
4,	(2)	John Rinkel	GBR	48.4e
5,	(4)	Harry Storz	GER	48.8e
6,	(6)	Hermon Phillips	USA	49.0e

(Competitors: 50; Countries: 20; Finalists: 6)

The three Bs – Ball, Büchner and Barbuti – were the most impressive in qualifying, the Canadian and German winning their semi-finals in 48.6, and Barbuti, the US Trials winner, running 48.8 in both the second round and semi-final. With a view of all the finalists at the start, Barbuti went all out, with Phillips and Büchner attempting to stay with him. By the start of the finishing straight, Barbuti had a lead of 5m, but held only half a metre of that advantage by the finish. The official times of 48.2/48.4 for second and third were clearly too conservative. Barbuti's win was the USA's only individual track gold medal of 1928, America's worst-ever showing.

### Los Angeles, 5 Aug 1932

					<u>Electrics</u>
1,	(4)	Bill Carr	USA	46.2WR	(46.28)
2,	(2)	Ben Eastman	USA	46.4	(46.50)
3,	(3)	Alex Wilson	CAN	47.4	
4,	(1)	William Walters	RSA	48.2	
5,	(5)	James Gordon	USA	48.2	
6,	(6)	George Golding	AUS	48.8	

(Competitors: 27; Countries: 15; Finalists: 6)

Eastman had set a world record of 46.4 for 440y around one curve early in the year, but had then lost to Carr in the IC4A championships and the US Trials. Carr won the first semi-final in 47.2 (47.25) ahead of Wilson (47.8), Golding (48.0) and Godfrey Rampling (48.0), while Eastman won the other race in 47.6 (47.60) ahead of Walters and Gordon (both 48.2). In the final, the lanky (1.85/70kg) Eastman quickly took the lead, passing 100m in 10.8 (Carr 10.9) and halfway in 21.7 (Carr 22.1), with Gordon second in 22.0. Eastman still led at 300m (33.7 – 33.8), but was powerless to hold off the smooth stride of the smaller man (1.72m) in the closing stages. Carr won by 2m, with a metric world record.

### Berlin, 7 Aug 1936

					<u>Electrics</u>
1,	(5)	Archie Williams	USA	46.5	(46.66)
2,	(6)	Godfrey Brown	GBR	46.7	(46.68)
3,	(2)	James LuValle	USA	46.8	(46.84)
4,	(3)	Bill Roberts	GBR	46.8	(46.87)
5,	(1)	William Fritz	CAN	47.8	
6,	(4)	John Loaring	CAN	48.2	

(Competitors: 42; Countries: 25; Finalists: 6)

Williams had emerged from obscurity in 1935 to set a world record of 46.1 in the NCAA championships and carried the mantle of favourite. Only Roberts and the Americans had ran under 48 before the semi-finals. Williams won his semi in 47.2, then LuValle won the other in 47.1 (47.18) ahead of Brown – 47.3 (47.31) – and Fritz – 47.4 (47.32). Rampling – 47.5 (47.61) – failed to qualify despite again being one of the six quickest semi-finalists.

Williams went out fastest in the final, passing 200m in 22.0 ahead of LuValle (22.1) with the Britons lagging. Roberts pushed from just before 300m, but Brown began his big effort a little later, and caught LuValle with 40m to go. Williams held on as Brown closed to within 10cm, with the electric times belying the official margin of 0.2.

### London, 5 Aug 1948

					<u>Adjusted</u>
1,	(3)	Arthur Wint	JAM	46.2=OR	46.3
2,	(2)	Herb McKenley	JAM	46.4	46.6
3,	(4)	Mal Whitfield	USA	46.9	47.0
4,	(1)	David Bolen	USA	47.2	47.2
5,	(6)	Morris Curotta	AUS	47.9	48.1
6,	(5)	George Guida	USA	50.2	50.8

(Competitors: 53; Countries: 28; Finalists: 6)

		<u>Differential</u>
Wint		0.00
McKenley		0.23 behind
Whitfield		0.66
Bolen		0.90
Curotta		1.77
Guida		4.50

McKenley, setter of world records for 400m and 440y in 1948, was hot favourite to win from US Trials winner Whitfield. Wint, silver medalist in the 800m behind Whitfield, was fastest in the first two rounds with 47.7, and then shocked onlookers by improving his best by 0.7 with 46.3 in the semi-finals, superb running on the heavy track. Curotta (47.2) and Whitfield (47.4) followed him home ahead of George Rhoden (47.6).

McKenley, the other semi-final winner in a more sedate 47.3, set off in the final as if it was a 200m race. He held a 7m advantage at halfway, reached in 21.4, versus 22.2 for Wint. At the 300m point McKenley began to sag, and Wint caught him with 20m to go. The taller man's giant strides carried him to a winning margin of 2m. After the Games the two met three times, with McKenley always the winner.

### Helsinki, 25 Jul 1952

				<u>Electrics</u>
1,	(7)	George Rhoden	JAM	45.9OR (46.09)
2,	(5)	Herb McKenley	JAM	45.9 (46.20)
3,	(6)	Ollie Matson	USA	46.8 (46.94)
4,	(4)	Karl-Friedrich Haas	GER/FRG	47.0 (47.22)
5,	(3)	Arthur Wint	JAM	47.0 (47.24)
6,	(2)	Mal Whitfield	USA	47.1 (47.30)

(Competitors: 71; Countries: 35; Finalists: 6)

Rhoden was the favourite, and there was the possibility of a Jamaican sweep of the medals. Wint's winning time in the first semi was 46.3 (46.39) his best since his Olympic win; behind him were the surprising Haas with 46.4 (46.56) and Whitfield (46.64). The other semi-final was won by McKenley in 46.4 (46.53) ahead of Rhoden – 46.5 (46.61) – and Matson – 46.7 (46.99). This was the first time all the finalists ducked under 47 seconds in the semi-finals.

For once Wint went out quickly in the final, misjudging the pace, and passing 200m in a lifetime best of 21.7. Rhoden was next in 22.2 and McKenley, also adopting new tactics, trailed in 22.7. Rhoden caught the slowing Wint just before 300m and into the straight had a 2m margin over Wint and a further two over McKenley. McKenley closed the margin all the way to the finish but fell short by two thirds of a metre, while the huge Matson (1.88/93kg) – later a star in the NFL – was an isolated third, pulling away from Haas in the closing stages.

### Melbourne, 29 Nov 1956

				<u>Electrics</u>
1,	(4)	Charles Jenkins	USA	46.7 (46.85)
2,	(5)	Karl-Friedrich Haas	GER/FRG	46.8 (47.12)
=3,	(3)	Voitto Hellsten	FIN	47.0 (47.15)
	(2)	Ardalion Ignatyev	RUS	47.0 (47.15)
5,	(6)	Lou Jones	USA	48.1 (48.35)
6,	(1)	Malcolm Spence	RSA	48.3 (48.40)

(Competitors: 43; Countries: 24; Finalists: 6)

<u>Splits</u>	<u>300m</u>	<u>Halves</u>
Jenkins	33.9	22.2/24.5
Haas	34.3	22.7/24.1
Hellsten	33.6	22.3/24.7
Ignatyev	33.5	22.0/25.0
Jones	33.4	21.8/26.3
Spence	34.1	22.0/26.3

Kevan Gosper, later a power in the Olympic movement, set an Australian record of 46.2 in his semi-final, but failed to qualify, edged out by Jenkins, Hellsten (both 46.1) and Haas. European champion Ignatyev won the other semi in a more economic 46.8 ahead of Spence (47.2) and prohibitive favourite Jones (47.3).

Jones had run 45.2 from the outside lane in the US Trials, and drew the same lane for the final, starting quickly and leading by 2m at halfway. By 300m Ignatyev had almost caught the American, and the shock of seeing others close to him made Jones "freeze" for a moment; it was enough to lose concentration and the race. Jenkins had paced himself best, and he took the lead with 50m to go, winning by more than 2m. The slow time was due to the windy conditions and to the scheduling – this was the last occasion that the final was held on the same day as the semi-finals.

### Rome, 6 Sep 1960

				<u>Electrics</u>
1,	(4)	Otis Davis	USA	44.9WR (45.07)
2,	(2)	Carl Kaufmann	GER/FRG	44.9WR (45.08)
3,	(5)	Malcolm Spence	RSA	45.5 (45.60)
4,	(6)	Milkha Singh	IND	45.6 (45.73)
5,	(7)	Manfred Kinder	GER/FRG	45.9 (46.04)
6,	(3)	Earl Young	USA	45.9 (46.07)

(Competitors: 54; Countries: 42; Finalists: 6)

<u>Splits</u>	<u>300m</u>	<u>Halves</u>
---------------	-------------	---------------

Davis	32.6	21.8/23.1
Kaufmann	33.3	21.8/23.1
Spence	33.1	21.2/24.3
Singh	33.4	21.8/23.8
Kinder	33.5	22.1/23.8
Young	33.1	22.0/23.8

Kinder and Spence were the fastest in the first round with clockings of 46.7, but Davis shocked in the second round when he equalled the Olympic record with 45.9. He then moved into the role of favourite in winning his semi in 45.5, featuring a burst of speed at the 250m mark. Kaufmann won the other semi in 45.7 just ahead of Spence's 45.8.

Spence was out quickest in the final, and built up a big lead by halfway. Davis and Young accelerated just after 200m, with Davis covering his third 100m section in 10.8, looking even more spectacular as Spence began to fade. Kaufmann then began to close. The New York-born German dived at the tape, and the margin was so tight the photo-finish was a necessity in determining the winner. Neither man was expected to win prior to the Games, so the sight of each breaking the world record was a glorious surprise for both athletes and the spectators.

### Tokyo, 19 Oct 1964

				<u>Electrics</u>
1,	(5)	Mike Larrabee	USA	45.1 (45.15)
2,	(7)	Wendell Mottley	TTO	45.2 (45.24)
3,	(2)	Andrzej Badeński	POL	45.6 (45.64)
4,	(6)	Robbie Brightwell	GBR	45.7 (45.75)
5,	(8)	Ulis Williams	USA	46.0 (46.01)
6,	(1)	Tim Graham	GBR	46.0 (46.08)
7,	(3)	Peter Vassella	AUS	46.3 (46.32)
8,	(4)	Edwin Skinner	TTO	46.8 (-)

(Competitors: 50; Countries: 33; Finalists: 8)

	<u>300m</u>	<u>Halves</u>
Larrabee	33.5	22.5/22.7
Mottley	33.2	21.6/23.6
Badeński	33.8	21.7/23.9
Brightwell	34.1	21.8/23.9
Williams	34.1	21.7/24.3
Graham	34.2	22.0/24.0
Vassella	34.1	22.0/24.3
Skinner	34.1	22.2/24.6

Larrabee and Williams had run 44.9 and 45.0 in the US Trials, but were not clear favourites as Mottley, Brightwell and Badeński were all highly regarded. Mottley ran the fastest ever heat (45.9) and quarter-final (45.8), before being edged 45.7 to 45.9 by Brightwell in the semis. Larrabee won the other semi in 46.0.

The final, run the next day in wet conditions, saw Mottley starting quickest, leading from Badeński at the 200m by a slim margin, with Larrabee lagging well back. The US Champion pulled up to fifth at 300m and gained 4m on Mottley in the final 100m, catching the Yale graduate with 10m to go.

Larrabee had emerged as a talent 10 years earlier, but had been injury prone until 1964, when a weight training programme helped him through his best season ever.

### Mexico City, 18 Oct 1968

				<u>Electrics</u>
1,	(6)	Lee Evans	USA	43.8WR (43.86)
2,	(2)	Larry James	USA	43.9 (43.97)
3,	(1)	Ron Freeman	USA	44.4 (44.41)
4,	(5)	Amadou Gakou	SEN	45.0 (45.01)
5,	(3)	Martin Jellinghaus	FRG	45.3 (45.32)
6,	(4)	Tegegne Bezabeh	ETH	45.4 (45.42)
7,	(7)	Andrzej Badeński	POL	45.4 (45.42)
8,	(8)	Amos Omolo	UGA	47.6 (47.61)

(Competitors: 55; Countries: 36; Finalists: 8)

<u>Splits</u>	<u>300m</u>	<u>Halves</u>
---------------	-------------	---------------

Evans	32.2	21.1/22.7
James	32.6	21.5/22.4
Freeman	33.0	21.6/22.8
Gakou	32.9	21.7/23.3
Jellinghaus	33.2	22.0/23.3
Bezabeh	33.1	21.9/23.5
Badeński	33.2	21.7/23.7
Omolo	33.3	21.5/26.1

With six of the 10 best one lap men in 1968, the USA was the dominant force. Evans had won the US Trials in 44.0 ahead of James, and they duly qualified for the final as the two fastest men, with Evans breaking the Olympic record in 44.8 (44.82) ahead of James's 44.9 (44.88). Gakou was the surprising winner of the other semi-final in 45.1 – improving from a pre-Games best of 46.7.

Evans wanted to withdraw from the final after the furore of the 200m – which saw Smith and Carlos expelled from the athletes village – but his San Jose State teammates convinced him to run. Evans started remarkably quickly, passing 100m in an unprecedented 10.4, making up the stagger on Omolo two lanes outside him by 200m, and continuing to drive to 300m. At this point he led by 4m from James, with Freeman a further 4m behind. Evans tired and the graceful James closed to within a metre at the finish, with Freeman an isolated third 4m back. The remarkable Gakou was fourth in an African record of 45.01.

### Munich, 7 Sep 1972

				Halves
1, (2)	Vince Matthews	USA	44.66	21.3/23.4
2, (3)	Wayne Collett	USA	44.80	21.4/23.4
3, (5)	Julius Sang	KEN	44.92	21.6/23.4
4, (8)	Charles Asati	KEN	45.13	21.7/23.5
5, (7)	Horst-Rüdiger Schlöske	FRG	45.31	21.7/23.7
6, (4)	Markku Kukkoaho	FIN	45.49	21.8/23.7
7, (1)	Karl Honz	FRG	45.68	21.8/23.9
(6)	John Smith	USA	DNF	

(Competitors: 64; Countries: 49; Finalists: 8)

Splits	300m
Matthews	32.3
Collett	32.5
Sang	32.7
Asati	32.9
Schlöske	33.0
Kukkuaho	33.0
Honz	33.2

The fastest times before the semis were in the first round where Kenyans Asati (45.16) and Sang (45.24) seemed to be over-energetic. Matthews showed his class in the semi-finals, winning easily in 44.94 ahead of European record holder Honz (45.32); Smith, heavily bandaged, nursed himself through in 45.46, just ahead of Asati (45.47), with European champion David Jenkins (GBR) fading badly from second place at 300m. Sang won the other, easier semi in 45.30.

The final was delayed by a day, after the death of the Israeli athletes at the hands of terrorists. Matthews took the lead after 100m and extended a half-metre lead at 200m to 2m by 300m, with Sang a further 2m back. Meanwhile, Smith pulled up injured. Matthews was never threatened, holding off Collett by a metre, with Sang a further metre back. The two Americans staged an impromptu lackadaisical protest on the podium, resulting in them being disqualified from competing further in Munich, leaving the USA without a relay team.

### Montreal, 29 Jul 1976

				Halves
1, (2)	Alberto Juantorena	CUB	44.26	21.8/22.5
2, (4)	Fred Newhouse	USA	44.40	21.4/23.0
3, (3)	Herman Frazier	USA	44.95	21.6/23.4
4, (8)	Alfons Brijdenbach	BEL	45.04	21.8/23.3

5, (7)	Maxie Parks	USA	45.24	21.8/23.5
6, (6)	Rick Mitchell	AUS	45.40	22.2/23.2
7, (5)	David Jenkins	GBR	45.57	21.9/23.7
8, (1)	Jan Werner	POL	45.63	22.1/23.6

(Competitors: 44; Countries: 29; Finalists: 8)

Splits	300m
Juantorena	32.6
Newhouse	32.4
Frazier	32.8
Brijdenbach	32.6
Parks	32.7
Mitchell	33.6
Jenkins	32.9
Werner	33.1

Juantorena had been favoured to win even before his world record in the 800m, so was the centre of attention in the 400m. The Cuban held back until the semi-finals, blasting the second 100m and throttling back down the straight, to run 45.10. Newhouse, the fastest in the preliminaries with 45.42 in round 1, ran 44.89 to win the other semi, with Jenkins third fastest of the day with 45.20.

In the final Newhouse was out quickest, and led the Cuban by 3m at halfway. Juantorena closed inexorably on Newhouse, ultimately passing him with 25m to go, and drawing away with his giant strides to run the fastest ever automatically timed 400m at low altitude (Collett's 44.1 in 1972 was roughly equivalent to Juantorena's mark). Frazier held on to finish third, just holding off the fast-finishing Brijdenbach.

### Moscow, 30 Jul 1980

				Halves
1, (2)	Viktor Markin	RUS	44.60	21.2/23.4
2, (4)	Rick Mitchell	AUS	44.84	21.8/23.1
3, (6)	Frank Schaffer	GDR	44.87	21.2/23.7
4, (3)	Alberto Juantorena	CUB	45.09	21.5/23.6
5, (1)	Alfons Brijdenbach	BEL	45.10	21.1/24.0
6, (7)	Michael Solomon	TTO	45.55	21.4/24.2
7, (8)	David Jenkins	GBR	45.56	21.2/24.4
8, (5)	Joseph Coombs	TTO	46.33	

(Competitors: 50; Countries: 32; Finalists: 8)

Splits	300m
Markin	32.6
Mitchell	33.0
Schaffer	32.4
Juantorena	32.9
Brijdenbach	32.4
Solomon	32.7
Jenkins	32.4
Coombs	32.8

With no Americans the event was quite open, and Bert Cameron (JAM) and Juantorena – recovering from injury – were the favourites. Before the final only Brijdenbach (45.46) and Mitchell (45.47) from the first semi, and Frank Schaffer (45.47 in the other semi-final) were able to duck under 45.50. Brijdenbach and Jenkins were out fastest in the final, with the Belgian up by a metre by halfway. Brijdenbach still led at 300m, with Schaffer, Markin and Juantorena in close attendance. Markin, an unheralded Siberian who was a 25-1 outsider, powered ahead of Schaffer with 80m to go and won by 2m from Mitchell, who closed from fifth to second in the last 100m, passing the exhausted Schaffer in the last 5m. Markin improved from 47.20 in 1979 and a pre-Games best of 45.33.

### Los Angeles, 8 Aug 1984

				Halves
1, (4)	Alonzo Babers	USA	44.27	21.7/22.6
2, (7)	Gabriel Tiacoh	CIV	44.54	21.6/23.0
3, (1)	Antonio McKay	USA	44.71	21.8/23.0
4, (5)	Darren Clark	AUS	44.75	21.2/23.6

5, (6)	Sunder Nix	USA	44.75	21.6/23.2
6, (2)	Sunday Uti	NGR	44.93	
7, (3)	Innocent Egbunike	NGR	45.35	
(8)	Bert Cameron	JAM	DNS	

(Competitors: 80; Countries: 57; Finalists: 7)

<u>Splits</u>	<u>300m</u>
Babers	32.5
Tiacoh	32.4
McKay	32.7
Clark	32.3
Nix	32.5

Babers and McKay, co-favourite with Cameron, won their quarter-finals in 44.72 and 44.75, setting up speculation of faster races to come. However, the first semi was won in 45.16 by Egbunike from Babers (45.17). In the second Cameron got a hamstring injury after 130m and hopped forwards for 40m before starting to run again. After a 22.6 first half he ran his third 100 in 10.8 and qualified in 45.10. His injury was too severe for him to run the next day, but convinced onlookers that they were looking at the best 400m man in the world, despite an African record of 44.64 by Tiacoh.

Clark, an 18 year-old from Sydney, was out quickest in the final and still led into the straight, but was caught by Tiacoh and then Babers with 60m to go. The US Air Force lieutenant flowed smoothly away to win by over 2m with McKay closing up fast in the closing stages to edge Clark for third. Six men ran quicker than 45 seconds in the same race for the first time.

### Seoul, 26 Sep 1988

				<u>Halves</u>
1, (6)	Steve Lewis	USA	43.87	21.41/22.46
2, (3)	Butch Reynolds	USA	43.93	21.68/22.25
3, (4)	Danny Everett	USA	44.09	21.37/22.72
4, (5)	Darren Clark	AUS	44.55	21.61/22.94
5, (7)	Innocent Egbunike	NGR	44.72	21.76/22.96
6, (2)	Bert Cameron	JAM	44.94	21.66/23.28
7, (8)	Ian Morris	TTO	44.95	21.95/23.00
8, (1)	Mohamed Al-Malky	OMA	45.03	21.49/23.54

(Competitors: 75; Countries: 55; Finalists: 8)

<u>Splits</u>	<u>300m</u>
Lewis	32.08
Reynolds	32.53
Everett	32.13
Clark	32.51
Egbunike	32.69
Cameron	32.62
Morris	32.72
Al-Malky	32.43

Reynolds had set a world record of 43.29 – obliterating Evans's 43.86 from 1968 – a month before the Games and was a clear favourite, with Everett regarded as a good bet for silver. The standard was higher than ever before, as Everett won the slowest quarter-final in 44.83, with Lewis (44.41) and Reynolds (44.46) the most extravagant winners. In the semi-finals both Susumu Takano (JPN) and World Champion Thomas Schönlebe (GDR) ran 44.90 but failed to qualify. Lewis won the first race in 44.35 from Everett (44.36), with Clark (44.38) and Cameron (44.50) qualifying for their second finals. So did Egbunike (44.74) in the second heat behind Reynolds (44.33), Morris (44.60) and Al-Malky (44.69).

Everett took the lead from the gun in the final and passed 100m in 11.03, with Lewis (11.26) and Reynolds (11.29) slightly more conservative. Lewis flew the next 100 in 10.15 and had almost made up the stagger on Clark. Lewis led by half a metre at 300m, with Reynolds still losing ground. The teenager had led at this stage in the US Trials, before fading to third. However, under the tutelage of 1972 finalist John Smith, Lewis had matured, and held on against Reynolds's onslaught over the last 50m to win by a scant half metre. Everett was just over a metre back, while Clark again missed the medals by one

place.

Lewis's winning time was a world junior record, and he remains the last male junior athlete to win an Olympic title.

### Barcelona, 5 Aug 1992

				<u>Halves</u>
1, (4)	Quincy Watts	USA	43.50OR	20.8/22.7
2, (7)	Steve Lewis	USA	44.21	21.1/23.2
3, (5)	Samson Kitur	KEN	44.24	21.5/22.8
4, (6)	Ian Morris	TTO	44.25	21.7/22.6
5, (2)	Roberto Hernández	CUB	44.52	21.2/23.4
6, (3)	David Grindley	GBR	44.75	21.3/23.5
7, (1)	Ibrahim Ismail	QAT	45.10	21.4/23.7
8, (8)	Susumu Takano	JPN	45.18	21.9/23.3

(Competitors: 68; Countries: 52; Finalists: 8)

<u>Splits</u>	<u>300m</u>
Watts	31.4
Lewis	31.8
Kitur	32.3
Morris	32.5
Hernández	32.0
Grindley	32.2
Ismail	32.5
Takano	32.9

Fastest in round 1 was Derek Redmond (GBR) who clocked 45.03, but would later be helped off the track by his father when attempting to hobble through his semi-final with a hamstring injury. Another to suffer in the semi-finals was 1988 bronze medallist Everett, who had won the US Trials in 43.81 but, injured, was 13 seconds slower in Barcelona. Overshadowing these unfortunates was Quincy Watts who won the second semi-final in an Olympic record 43.71 despite easing up. Behind him Kitur (44.18), Morris (44.21) and Grindley (44.47) all ran national records, leaving European champion Roger Black with the unwanted record of the fastest ever non-qualifying run of 44.72. Reigning champion Lewis won the other semi in 44.50.

Watts and Lewis blasted out in the final with Watts taking over from Lewis in the back straight, passing 200m in an apparently suicidal 20.8, and speeding by 300m in 31.4, quicker than the world best of 31.48. Only Lewis was anywhere near at this point, but Watts, in magisterial fashion, powered away to win in 43.50, second fastest time ever, with Lewis just holding on to second from the fast-finishing Kitur.

### Atlanta, 29 Jul 1996

				<u>Halves</u>
1, (4)	Michael Johnson	USA	43.49OR	21.22/22.27
2, (3)	Roger Black	GBR	44.41	21.36/23.05
3, (2)	Davis Kamoga	UGA	44.53	21.76/22.77
4, (1)	Alvin Harrison	USA	44.62	21.41/23.21
5, (8)	Iwan Thomas	GBR	44.70	21.30/23.40
6, (5)	Roxbert Martin	JAM	44.83	21.40/23.43
7, (6)	Davian Clarke	JAM	44.99	21.37/23.62
(7)	Ibrahim Ismail	QAT	DNF	21.65

(Competitors: 62; Countries: 42; Finalists: 8)

<u>Splits</u>	<u>300m</u>
Johnson	31.9
Black	32.3
Kamoga	32.5
Harrison	32.4
Thomas	32.4
Martin	32.6
Clarke	32.7

Johnson was the fastest in the quarter-finals (44.62) and semis (44.59), with Black the second quickest in each race – one tenth slower in both instances. Earlier, Harrison had run an unnecessarily quick heat of 44.69. Butch Reynolds had finished second to Johnson in the US Trials but failed to finish his semi-final.

Johnson had persuaded the IAAF to change the timetable four

months before the Games to permit him to try for the 200/400m double. Johnson scurried out of the blocks in the final and was just over a metre up at 200m. His upright Chaplinesque style carried him to a 5m lead at 300m which continued to build until he crossed the line 8m clear. This was the biggest victory margin since 1896, nipped Watts's Olympic record by 0.01 seconds, and was history's fourth fastest (and Johnson's third best) ever. Johnson also became the first man to win the US Trials and Olympic 400m since Evans in 1968. Behind him Black just held off fast-finishing Kamoga for second place.

### Sydney, 25 Sep 2000

				<u>Halves</u>	
1,	(6)	Michael Johnson	USA	43.84	21.6/22.2
2,	(4)	Alvin Harrison	USA	44.40	21.8/22.6
3,	(8)	Greg Haughton	JAM	44.70	21.2/23.5
4,	(2)	Sanderlei Parrela	BRA	45.01	21.6/23.4
5,	(1)	Robert Maćkowiak	POL	45.14	22.0/23.1
6,	(7)	Hendrik Moganyetsi	RSA	45.26	22.3/23.0
7,	(3)	Danny McFarlane	JAM	45.55	22.0/23.6
	(5)	Antonio Pettigrew	USA	DQ (r40.9)	
				(45.42)	22.1/23.3

Rightful finalist (in place of Pettigrew):

**Daniel Caines** GBR (4s2, 45.55)  
(Competitors: 68; Countries: 50; Finalists: 8)

<u>Splits</u>	<u>100m</u>	<u>200m</u>	<u>300m</u>
Johnson	11.4	21.6	32.1
Harrison	11.5	21.8	32.6
Haughton	10.9	21.2	32.1
Parrela	11.5	21.6	32.7
Mackowiak	11.7	22.0	33.2
Moganyetsi	11.8	22.3	33.1
McFarlane	11.5	22.0	33.0
Pettigrew	11.7	22.1	33.0

With 21 sub-44 clockings, Johnson was a prohibitive favourite, particularly as none of his opponents had ever run quicker than 44 seconds. Alvin Harrison showed he was the most likely challenger, winning his quarter-final in 44.25 and edging Johnson 44.53 to 44.65 in their semi-final. Haughton was out quickest in the final, passing 100m in 10.9, half a second up on Johnson. The world record holder then blasted the next 200 in 20.7 and caught the Jamaican at the 300m mark. From that point on Johnson moved away from the field, winning by 5m from Harrison.

Original seventh placer Pettigrew admitted in 2008 to taking EPO between 1997 and 2003 and so all his results in that period were annulled, meaning that eighth place of McFarlane was upgraded to seventh. Tragically Pettigrew committed suicide in 2010 at the age of 42.

### Athens, 23 Aug 2004

				<u>Halves</u>	
1,	(4)	Jeremy Wariner	USA	44.00	21.5/22.5
2,	(5)	Otis Harris	USA	44.16	21.4/22.8
3,	(3)	Derrick Brew	USA	44.42	21.5/22.9
4,	(8)	Alleyne Francique	GRN	44.66	21.4/23.3
5,	(6)	Brandon Simpson	JAM	44.76	21.6/23.1
6,	(7)	Davian Clarke	JAM	44.83	21.7/23.1
7,	(2)	Leslie Djhone	FRA	44.94	21.6/23.3
8,	(1)	Michael Blackwood	JAM	45.55	21.6/24.0

(Competitors: 62; Countries: 49; Finalists: 8)

<u>Splits</u>	<u>300m</u>
Wariner	32.2
Harris	32.1
Brew	32.4
Francique	32.5
Simpson	32.4
Clarke	32.7
Djhone	32.7
Blackwood	32.7

For the first time since 1912 there were only two preliminary rounds.

the fastest times before the final were 44.87 by co-favourite Wariner in winning the first semi-final, and 44.97 by Simpson in winning the second semi ahead of Harris (44.99).

Francique had been the most impressive runner on the international circuit during the season, and he and Harris led the field at the 200m mark in the final. Wariner and Brew were just behind, and Wariner maintained the pressure on Harris to the 300m mark, reached by Harris in 32.2. Wariner (32.2), Brew (32.4) and Francique (32.5) trailed. Wariner decelerated least in the finishing straight and slowly built up a lead of just over a meter to finish in 44.00, the slowest winning time since 1984. He became the first American since Lee Evans in 1968 to win the NCAA/US Olympic Trials/Olympic Games triple, and the third gold medal winner in a row from Baylor University.

### Beijing, 21 Aug 2008

				<u>Halves</u>	
1,	(4)	LaShawn Merritt	USA	43.75	21.1/22.7
2,	(7)	Jeremy Wariner	USA	44.74	20.9/23.8
3,	(9)	David Neville	USA	44.80	21.1/23.7
4,	(5)	Chris Brown	BAH	44.84	21.3/23.5
5,	(6)	Leslie Djhone	FRA	45.11	21.5/23.6
6,	(8)	Martin Rooney	GBR	45.12	21.5/23.6
7,	(2)	Renny Quow	TTO	45.22	21.7/23.5
8,	(3)	Johan Wissman	SWE	45.39	21.4/24.0

(Competitors: 55; Countries: 41; Finalists: 8)

<u>Splits</u>	<u>300m</u>
Merritt	31.7
Wariner	31.6
Neville	31.7
Brown	31.9
Djhone	32.2
Rooney	32.1
Quow	32.6
Wissman	32.3

Brown was the fastest in the heats, leading four men to sub 45 clockings with his 44.79. The Bahamian improved to 44.59 in the semis, but was outclassed by reigning champion Wariner, who coasted to a 44.15 win. The co-favourite, Merritt, ran 44.12 in the second semi-final, easily holding off Britain's tall (1.98) Rooney.

Debate was torn between Wariner and Merritt, 2-2 in head-to-head competition during the season, as to which athlete might win. Until the 300m point, the race was close, with Wariner holding a slight advantage over Merritt and Neville, but Merritt held form while Wariner surprisingly wilted. Merritt won by eight metres, with Wariner trotting in ahead of Neville, who dived for the line to edge out Brown for the bronze.

### London, 6 Aug 2012

				<u>Halves</u>	
1,	(5)	Kirani James	GRN	43.94	21.3/22.6
2,	(7)	Luguelín Santos	DOM	44.46	21.4/23.1
3,	(4)	Lalonde Gordon	TTO	44.52	21.6/22.9
4,	(6)	Chris Brown	BAH	44.79	21.5/23.3
5,	(9)	Kevin Borlée	BEL	44.81	21.9/22.9
6,	(2)	Jonathan Borlée	BEL	44.83	21.6/23.2
7,	(8)	Demetrius Pinder	BAH	44.98	21.4/23.6
8,	(3)	Steven Solomon	AUS	45.14	21.9/23.2

(Competitors: 55; Countries: 41; Finalists: 8)

<u>Splits</u>	<u>300m</u>
James	32.0
Santos	32.2
Gordon	32.5
Brown	32.4
K Borlée	32.8
J Borlée	32.6
Pinder	32.3
Solomon	32.9

Reigning Champion LaShawn Merritt had failed a doping test in 2010

and only appeared in London after successfully appealing against an IOC law intended to ban from the Olympics those who have served long suspensions for such offences. As it turned out, Merritt injured his Achilles tendon just before London and failed to finish his heat. For the first time, apart from Moscow 1980, there were no US athletes in the final. Their other two men in London were below par in the semi-finals.

World Champion James became the man to beat, though Jonathan Borlée, with a national record 44.43 showed an extravagant level of speed in the first round. That Borlée twin dipped to 44.99 in his semi, but that was just enough to qualify for the final where he was joined by his brother Kevin. The fastest qualifiers were Gordon (44.58) and James (44.59).

Pinder was the quickest starter in the final, leading by two metres at 100m (10.9), but was overtaken by James before halfway. The Grenadian ran a strong second bend and led at 300m in 32.0, with a two metre advantage over Santos. James doubled that lead in the last 100m with his characteristic forward-leaning stride. Santos, officially a junior, held off Gordon for silver 44.46 to 44.52. Brown was fourth, his fourth such placing in World/Olympic competition since 2005. The first four finishers were all from the Caribbean.

Oscar Pistorius (RSA) became the first Paralympian to compete in athletics at the Olympic Games. Racing with artificial limbs, he reached the semi-finals.

#### MEN'S 400 METRES

##### The Best on Points

16	Michael Johnson USA	1996-1, 2000-1
15	Wyndham Halswelle GBR	1906-2, 1908-1
	Steve Lewis USA	1988-1, 1992-2
	Jeremy Wariner USA	2004-1, 2008-2

##### Most Finals

3 25 men

##### Most Appearances

4 Chris Brown BAH 2000-6q3, 2004-3s2, 2008-4, 2012-4  
3 22 men

##### Placing Table

	G	S	B	4	5	6	7	8	M	Points
USA	20	13	11	6	9	6	-	-	44	401
GBR	2	4	2	3	2	3	3	-	8	94
GER	-	3	2	2	4	-	1	-	5	61
JAM	2	2	1	-	2	3	2	1	5	58
AUS	-	1	1	2	1	2	1	1	2	36
RSA	1	-	1	1	-	3	-	-	2	28
TTO	-	1	1	1	-	1	2	2	2	27
CAN	-	1	1	1	1	1	-	-	2	25
CUB	1	-	-	1	1	-	-	-	1	17
KEN	-	-	2	1	-	-	-	-	2	17
BEL	-	-	-	1	2	1	-	-	0	16
URS (RUS)	1	-	1=	-	-	-	-	-	2	13.5
GRN	1	-	-	1	-	-	-	-	1	13
POL	-	-	1	-	1	-	1	1	1	13
BAH	-	-	-	2	-	-	1	-	0	12
NGR	-	-	-	-	1	1	1	-	0	9
FIN	-	-	1=	-	-	1	-	-	1	8.5
CIV	-	1	-	-	-	-	-	-	1	7
DOM	-	1	-	-	-	-	-	-	1	7
SWE	-	-	1	-	-	-	-	1	1	7
UGA	-	-	1	-	-	-	-	1	1	7
FRA	-	-	-	-	1	-	1	1	0	7
DEN	-	-	1	-	-	-	-	-	1	6
BRA	-	-	-	1	-	-	-	-	0	5
IND	-	-	-	1	-	-	-	-	0	5
SEN	-	-	-	1	-	-	-	-	0	5
ETH	-	-	-	-	-	1	-	-	0	3
QAT	-	-	-	-	-	-	1	-	0	2
JPN	-	-	-	-	-	-	-	1	0	1
OMA	-	-	-	-	-	-	-	1	0	1
<b>Totals</b>	<b>28</b>	<b>27</b>	<b>26+2=</b>	<b>25</b>	<b>25</b>	<b>23</b>	<b>14</b>	<b>10</b>	<b>83</b>	<b>912</b>

##### Breakdown of GER placings:

GER	-	3	1	2	2	-	-	-	4	45
FRG	-	-	-	-	2	-	1	-	0	10
GDR	-	-	1	-	-	-	-	-	1	6
<b>Totals</b>	<b>-</b>	<b>3</b>	<b>2</b>	<b>2</b>	<b>4</b>	<b>-</b>	<b>1</b>	<b>-</b>	<b>5</b>	<b>61</b>

## 800 Metres

## Athens, 9 Apr 1896

1,	Edwin Flack	AUS	2:11.0OR
2,	Nándor Dáni	HUN	2:11.8e
3,	Dimitrios Golemis	GRE	2:28.0e

(Competitors: 9; Countries: 6; Finalists: 3)

Neither Edgar Bredin (GBR) nor Charles Kilpatrick (USA) – both sub-1:56 men – was present, and the faster of the two heats was that won by Flack in 2:10.0. The other was taken by Albin Lermusiaux (FRA) in 2:16.6. Even allowing for the quality of the track it was clear that the best in the event were not present. In the final Flack led Dáni by a metre at halfway in 65.5, with Golemis well behind. The Australian only got clear of the Hungarian in the last 100m.

## Paris, 16 Jul 1900

1,	Alfred Tysoe	GBR	2:01.2
2,	John Cregan	USA	2:01.8e
3,	David Hall	USA	2:05.0e
4,	Henri Deloge	FRA	
5,	Zoltán von Speidl	HUN	
6,	John Bray	USA	

(Competitors: 18; Countries: 7; Finalists: 6)

Hall became the first man to break two minutes in Olympic competition, winning heat 1 in 1:59.0 by three yards from Tysoe in 1:59.6e, with Howard Hayes (USA) running 2:00.8e but missing the final. The other heat winners were Deloge (2:00.6) and Cregan (2:03.0). Deloge led for the first 550m in the final, but was then overtaken by Tysoe and Cregan who battled to the line. The Briton won by 3m, with Hall passing Deloge in the last 50m. Tysoe reportedly ran the second half in 56.2 seconds, though this may be an over estimation of the Lancastrian's speed.

## St. Louis, 1 Sep 1904

1,	James Lightbody	USA	1:56.0OR
2,	Howard Valentine	USA	1:56.3e
3,	Emil Breitkreutz	USA	1:56.4e
4,	George Underwood	USA	1:57.2e
5,	Johannes Runge	GER	1:57.9e
6,	Frank Verner	USA	

(Competitors: 13; Countries: 3)

Runge had won the first race of the Games – the 880y (sic) handicap with a time of 1:58.3. The German took the lead at the halfway mark in the 800m, reportedly in less than 57 seconds, followed by Canadians John Peck and Peter Deer, the only other non-Americans in the race. Lightbody had been last at 400m but sped around the field on the outside, catching the leaders – by now Breitkreutz and Valentine – with 30m to go. Lightbody pulled away with his long stride, with Valentine passing Breitkreutz in the last few metres.

## Athens, 30 Apr 1906

1,	Paul Pilgrim	USA	2:01.5
2,	James Lightbody	USA	2:01.6e
3,	Wyndham Halswelle	GBR	2:03.0e
4,	Percy Crabbe	GBR	
5,	Kristian Hellström	SWE	
6,	Charles Bacon	USA	
7,	Eli Parsons	USA	
	Johannes Runge	GER	DNF

(Competitors: 23; Countries: 9; Finalists: 8)

The four heat winners – Lightbody 2:05.4, Hellström 2:05.8, Crabbe 2:07.6 and Pilgrim 2:06.6, together with Halswelle – were considered



gold medal possibilities. Lightbody led the slow race, building up pace from 550m, but was caught by Pilgrim with 60m to go.

Last in his heat was Vahram Papazyan (TUR), who at 13 years 225 days remains the youngest-ever competitor in Olympic athletics.

### London, 21 Jul 1908

1,	Mel Sheppard	USA	1:52.8WR
2,	Emilio Lunghi	ITA	1:54.2
3,	Hanns Braun	GER	1:55.2
4,	Ödön Bodor	HUN	1:55.4
5,	Theodore Just	GBR	1:56.4e
6,	John Halstead	USA	
	Clarke Beard	USA	DNF
	Ian Fairbairn-Crawford	GBR	DNF

(Competitors: 38; Countries: 10; Finalists: 8)

Lunghi was the fastest in the heats with 1:57.2, with only the eight heat winners qualifying for the final. Fairbairn-Crawford set the pace in an attempt to help Just, but Sheppard passed him at 300m and went through halfway in 53.0. Lunghi and Just tried to stay with the powerful (1.74/75kg) American but eventually had to give way, though Lunghi was a clear second behind Sheppard. Braun and Bodor passed Just in the finishing straight. Sheppard continued to 880y, clocking 1:54.0, just outside the world record of 1:53.4.

### Stockholm, 8 Jul 1912

1,	Ted Meredith	USA	1:51.9WR
2,	Mel Sheppard	USA	1:52.0
3,	Ira Davenport	USA	1:52.0
4,	Melville Brock	CAN	1:52.7e
5,	David Caldwell	USA	1:52.8e
6,	Hanns Braun	GER	1:53.1e
7,	Clarence Edmundson	USA	1:53.8e
8,	Herbert Putnam	USA	

(Competitors: 51; Countries: 16; Finalists: 8)

Percy Mann (GBR) was the fastest heat winner in 1:56.0, but was only sixth in the first semi-final, won by the 20 year-old High School graduate Ted Meredith in 1:54.4, just ahead of Braun and Sheppard, both of whom ran 1:54.6. Brock won the other semi in 1:55.7.

Sheppard, winner of the Eastern US Trials and the favourite, went out from the gun in the final, and passed 400m in a swift 52.4, with Meredith, Braun and Davenport on his heels. Sheppard led into the straight with Davenport challenging on the inside and Meredith on the outside. Braun attempted to get by Davenport, without success, and the German faded badly in the last 20m, though he was officially placed fourth. In the last 10m Meredith got past Sheppard to win by half a metre, with Davenport a further 25cm back.

At 20 years 236 days, Meredith was the youngest ever Olympic 800m Champion.

### Antwerp, 17 Aug 1920

				Official
1,	Albert Hill	GBR	1:53.4	1:53.4
2,	Earl Eby	USA	1:53.7e	1:53.4
3,	Bevil Rudd	RSA	1:53.7e	1:53.6
4,	Edgar Mountain	GBR	1:53.8e	1:54.0
5,	Donald Scott	USA	1:54.8e	1:54.6
6,	Albert Spratt	USA	1:56.4e	1:56.0
7,	Adriaan Paulen	NED	1:56.4e	
8,	Jean-Paul Esparbès	FRA	1:58.0e	

(Competitors: 40; Countries: 17; Finalists: 9)

Rudd was the fastest of the first round winners (1:55.0), and won his semi-final in 1:57.0, as did Hill (1:56.4) and Scott (1:57.2). In the final

Tom Campbell (USA) led for the first lap, with Mountain taking over just after the bell, reached in 54.2. Rudd surged into the lead with 300m to go, bumping Eby slightly as he went (resulting in Eby murmuring an immediate gentlemanly apology). Rudd surged away and led by 4m with 120m left, and still led with 70m to go when he hit a soft spot on the inside of the track, wrenching his ankle. He managed to hold off Hill until the final 20m, before the Briton went on to win by one-and-a-half metres from Eby, who passed Rudd in the last few metres. Mountain was a further 50cm in arrears. Official times were 1:53.4, 1:53.6, 1:54.0, 1:54.6 and 1:56.0. With 8m between first and fifth these were clearly incorrect. Hill remains the oldest man, at 31 years 149 days, to have won the Olympic 800m.

Hill later described the closing stages "I was watching him [Rudd] closely; the stiffer his action became the more I forced myself to relax, arms down and turning on full speed I caught him 20 yards out."

### Paris, 8 Jul 1924

1,	Douglas Lowe	GBR	1:52.4
2,	Paul Martin	SUI	1:52.5e
3,	Schuyler Enck	USA	1:52.9e
4,	"Henry" Stallard	GBR	1:53.0e
5,	William Richardson	USA	1:53.7e
6,	Ray Dodge	USA	1:54.2e
7,	John Watters	USA	1:54.8e
8,	Charles Hoff	NOR	1:56.7e

(Competitors: 44; Countries: 21; Finalists: 9)

Richardson (1:53.2y) was the fastest man in the field. Together with Enck, US Trials winner, and Stallard the AAA Champion, these three were the medal favourites. Stallard won his semi with 1:54.2 in a close finish with Richardson and Martin (both 1:54.4).

The English Champion, carrying a foot injury, set the pace in the final, passing 400m in 54.0 and 600m in 1:21.4, with fellow Briton Harry Houghton his closest pursuer until 500m. Stallard held the lead until 50m to go, when Lowe and Martin surged past him. In a desperate finish Lowe got home by half a metre with Enck passing the fading Stallard in the last 10m. Hoff, in eighth place, was the top pole vaulter in the world, but unable to take part in that event because of an ankle injury.

### Amsterdam, 31 Jul 1928

1,	Douglas Lowe	GBR	1:51.8OR
2,	Erik Byléhn	SWE	1:52.8e
3,	Hermann Engelhard	GER	1:53.2e
4,	Phil Edwards	CAN	1:53.4e
5,	Lloyd Hahn	USA	1:53.5e
6,	Séra Martin	FRA	1:53.6e
7,	Earl Fuller	USA	1:55.0e
8,	Jean Keller	FRA	1:56.5e

(Competitors: 49; Countries: 24; Finalists: 9)

Between Paris and Amsterdam the best 800m man was Otto Peltzer (GER), but he was notably inconsistent and France and the USA seemed to provide the best candidates for gold. Lloyd Hahn had run 1:51.4y indoors, and the young French star Séra Martin (22) who ran a world record of 1:50.6 two weeks before the Games.

Hahn was the fastest in both preliminary rounds – 1:56.8 and 1:52.6. The 20 year-old Phil Edwards, a British Guianan-born Canadian, ran 1:52.8 behind Hahn and ahead of Séra Martin. Lowe, who had been more cautious in the early rounds, went into the lead from the gun to control the final, but Hahn soon took over and led at the bell (55.2) with Lowe and Edwards on his shoulder. Lowe kicked sharply as the runners came off the last turn and effectively demolished the opposition. He finished nearly 7m clear of Byléhn, who sped by Hahn and Edwards in the finishing straight, pulling Engelhard with him.

Times previously shown have been updated after reference to film of the race, and Watson is shown in his correct position of eighth.

**Los Angeles, 2 Aug 1932**

				<u>Official</u>
1,	Tommy Hampson	GBR	1:49.7e	1:49.8WR
2,	Alex Wilson	CAN	1:49.8e	1:49.9
3,	Phil Edwards	CAN	1:50.6e	1:51.5
4,	Edwin Genung	USA	1:50.8e	1:51.7
5,	Edwin Turner	USA	1:51.6e	1:52.5
6,	Charles Hornbostel	USA	1:51.8e	1:52.7
7,	John Powell	GBR	1:52.2e	1:53.6
8,	Séra Martin	FRA	1:53.6e	1:55.0

(Competitors: 21; Countries: 11; Finalists: 9)

	<u>Halves</u>	<u>Electric</u>
Hampson	54.8/54.9	1:49.70
Wilson	54.9/54.9	
Edwards	52.4/58.2	
Genung	54.6/56.2	
Turner	55.4/56.2	
Hornbostel	55.2/56.6	
Powell	55.0/57.2	
Martin	55.1/58.5	

The three best times in the world prior to the Games belonged to Ben Eastman, who ran 1:50.0 in early June, but he concentrated on the 400m in Los Angeles, so the way to 800m gold seemed wide open. With only 21 entrants, only one preliminary round was needed. Just one of the three heats yielded a sub-1:53 clocking – Hornbostel in 1:52.4 ahead of Wilson (1:52.5).

In the final Edwards took out the pace and passed 200m in 24.6 some 10m ahead of the field. The Canadian led at halfway, in 52.4, by 8m from Genung, Hampson, Wilson, and Powell. Edwards was caught by Wilson, and then Hampson in the back stretch. Wilson led until the last 20m, when Hampson finally got past the US-based Canadian to clock the first sub-1:50 mark. The Empire Champion focused all his energies on this one race in 1932 – his best mark outside Los Angeles was a mere 1:54.4y.

As for 1928, the times have been adjusted after reviewing a newly-discovered film of the race.

**Berlin, 4 Aug 1936**

1,	John Woodruff	USA	1:52.9
2,	Mario Lanzi	ITA	1:53.3
3,	Phil Edwards	CAN	1:53.6
4,	Kazimierz Kucharski	POL	1:53.8
5,	Charles Hornbostel	USA	1:54.6
6,	Harry Williamson	USA	1:55.8
7,	Juan Carlos Anderson	ARG	
8,	Gerald Backhouse	AUS	

(Competitors: 42; Countries: 23; Finalists: 9)

Edwards made his third successive final, the first man to do so in the 800m, after being the fastest first round heat winner (1:53.7). However, the favourites were Lanzi, who had won European silver in 1934 as a 19 year-old, and Woodruff the US Trials winner and fastest semi-finalist (1:52.7).

Edwards again led for most of the first lap in the final, but this time he held back the pace. Woodruff took over just before halfway, reached in 57.4, the slowest split time since 1906. Edwards and Kucharski were just behind Woodruff, while Lanzi foolishly lagged in eighth place. The Italian moved through the field to be third into the finishing straight. By then Woodruff, a fine one lap sprinter who would later win three IC4A 440y titles, had increased the cadence of his giant stride and was untouchable. He finished 2m clear of the stocky Italian, with Edwards one and a half metres behind Lanzi.

**London, 2 Aug 1948**

				<u>Adjusted</u>
1,	Mal Whitfield	USA	1:49.2OR	1:49.3
2,	Arthur Wint	JAM	1:49.5	1:49.6

3,	Marcel Hansenne	FRA	1:49.8	1:50.1
4,	Herbert Barten	USA	1:50.1	1:50.4
5,	Ingvar Bengtsson	SWE	1:50.5	1:50.9
6,	Robert Chambers	USA	1:52.1	1:52.2
7,	Robert Chefdhôtel	FRA	1:53.0	1:54.2
8,	John Parlett	GBR	1:53.4	1:56.3

(Competitors: 41; Countries: 24; Finalists: 9)

	<u>Differential</u>	<u>Halves</u>
Whitfield	0.00	54.2/55.0
Wint	0.28 behind	54.6/54.9
Hansenne	0.78	55.1/54.7
Barten	1.04	54.7/55.4
Bengtsson	1.56	54.9/55.6
Chambers	2.82	
Chefdhôtel	4.89	54.4/59.8
Parlett	6.97	

Hansenne was the fastest man before the Games with 1:48.3, the best time in the world since the Harbig-Woodruff era. Yet Whitfield – the US number one – and Doug Harris (NZL) were more highly regarded. Unfortunately, Harris was injured in London, and failed to finish his semi-final, while Hansenne was the fastest qualifier with 1:50.5, ahead of Whitfield (1:50.7). The other semis were taken by Bengtsson (1:51.2), ahead of Wint (1:52.7), and by Barten (1:51.7). Chef d'Hôtel led for most of the first lap in the final, but was passed by Whitfield just before the bell. Following advice from Woodruff, Whitfield kicked hard at 500m, and was 5m clear of Wint (in fifth place) with 200m to go. The Jamaican battled valiantly, but could only close to 2m against the smooth striding Whitfield. Hansenne, later one of France's finest sportswriters, won the battle for third, heading Barten by 2m.

**Helsinki, 22 Jul 1952**

				<u>Electrics</u>
1,	Mal Whitfield	USA	1:49.2=OR	(1:49.34)
2,	Arthur Wint	JAM	1:49.4	(1:49.63)
3,	Heinz Ulzheimer	GER/FRG	1:49.7	(1:49.78)
4,	Gunnar Nielsen	DEN	1:49.7	(1:49.84)
5,	Albert Webster	GBR	1:50.2	(1:50.47)
6,	Günther Steines	GER/FRG	1:50.6	(1:50.81)
7,	Reginald Pearman	USA	1:52.1	(1:52.31)
8,	Lars-Erik Wolfbrandt	SWE	1:52.1	(1:52.38)

(Competitors: 51; Countries: 33; Finalists: 9)

	<u>Halves</u>
Whitfield	54.2/55.0
Wint	54.0/55.4
Ulzheimer	54.2/55.5
Nielsen	54.6/55.1
Webster	54.8/55.4
Steines	54.4/56.2
Pearman	55.1/57.0
Wolfbrandt	54.6/57.5

Ulzheimer (1:51.4) and Pearman (1:51.6) were the fastest heat winners. Nielsen was the quickest in the semis, winning the first heat in 1:50.0, with Whitfield cruising to second (1:50.1), and the surprising Webster third (1:50.1). They were ahead of Boysen who had led at 400m in 52.3 and went on to clock 1:50.4, the fastest-ever non-qualifying time. The other semis were more pedestrian with Wint (1:52.7) and Ulzheimer (1:51.9) the winners.

Wint went to the front in the final and stayed there until just over 200m to go, when Whitfield kicked and went past the Jamaican. From 1948 to 1954 Whitfield was invincible in two-lap championship competition, both domestic and international, and Helsinki found him at the height of his power to control a race. Whitfield opened up a gap of 2m into the straight and held it as the order of the top four remained unchanged in the last 100m.

**Melbourne, 26 Nov 1956**

				<u>Electrics</u>
1,	Tom Courtney	USA	1:47.7OR	(1:47.75)
2,	Derek Johnson	GBR	1:47.8	(1:47.88)
3,	Audun Boysen	NOR	1:48.1	(1:48.25)
4,	Arnold Sowell	USA	1:48.3	(1:48.41)
5,	Mike Farrell	GBR	1:49.2	(1:49.29)
6,	Lonnie Spurrier	USA	1:49.3	(1:49.38)
7,	Emile Leva	BEL	1:51.8	(1:51.75)
8,	Bill Butchart	AUS	1:52.5	

(Competitors: 38; Countries: 25; Finalists: 8)

		<u>Halves</u>
Courtney		53.0/54.7
Johnson		53.3/54.5
Boysen		53.2/54.9
Sowell		52.8/55.5
Farrell		54.0/55.2
Spurrier		53.4/56.0
Leva		54.2/57.6
Butchart		53.7/58.8

Courtney was generally regarded as the favourite, though the occasionally brilliant Sowell had his supporters. After Johnson had been the fastest heat winner (1:50.8), Courtney and Spurrier controlled the slow first semi, with the former winning in 1:53.6. In the other, Sowell eased through two laps of 55.0 each, with Boysen also clocking 1:50.0 in a tight finish which left Mike Rawson (GBR) eliminated despite running 1:50.3 for fifth.

Courtney led from the gun in the final, but Sowell soon took over, passing 200 in 25.1, and continuing as the front-runner to 600m (1:20.4) where Courtney challenged for the lead. The two Americans battled around the final curve, and as they entered the finishing straight a gap opened between them, which Johnson nipped through. Courtney and the Briton then had an epic struggle throughout the last 90m, Johnson leading for 30m, before the powerful (1.88/81kg) American edged away. The winning margin was less than a metre, but so exhausted were the two men that the victory ceremony had to be delayed. Before the race Courtney had been so nervous that he lay on the infield immobilised until he realised how foolish he would look laying there while the race started without him.

**Rome, 2 Sep 1960**

				<u>Electrics</u>
1,	Peter Snell	NZL	1:46.3OR	(1:46.48)
2,	Roger Moens	BEL	1:46.5	(1:46.55)
3,	George Kerr	BWI (JAM)	1:47.1	(1:47.25)
4,	Paul Schmidt	GER/FRG	1:47.6	(1:47.82)
5,	Christian Wägli	SUI	1:48.1	(1:48.19)
6,	Manfred Matuschewski	GER/GDR	1:52.0	(1:52.21)

(Competitors: 51; Countries: 36; Finalists: 6)

		<u>Halves</u>
Snell		52.5/53.8
Moens		52.7/53.8
Kerr		52.4/54.7
Schmidt		52.3/55.3
Wägli		51.9/56.2

Moens, undefeated in 1960, and Kerr, the NCAA winner, were bracketed as the top candidates for the gold. They both negotiated the three preliminary rounds comfortably. This was the first time that so many races were required before the final, a situation which seemed to favour the strong rather than the swift.

Kerr won the first semi final, moving from last to first in the last 200m to clock 1:47.1, ahead of front runner Wägli (1:47.3) and Germans Matuschewski (1:47.4) and Balke (1:47.5). Snell, who had set a surprising national record of 1:48.1 in the first round, won the other semi in 1:47.2 from Moens.

Wägli led from the gun in the final, leading the field through 200m in 25.4, with only Matuschewski out of contact. The Swiss held a 3m lead at halfway. At 600m Wägli still led (1:19.1) with Moens in second and Snell boxed in by Schmidt. As the field entered the home straight Moens kicked with Kerr threatening on the outside. Moens looked round three times in the finishing straight, saw Kerr was beaten and relaxed. Then, in one of the most dramatic moments in the history of 800m running, Snell burst past Moens on the inside, a move which the Belgian could answer only with a look of anguish. Snell's 1:46.3 was the third improvement of his lifetime best in three days.

**Tokyo, 16 Oct 1964**

				<u>Halves</u>
1,	Peter Snell	NZL	1:45.1OR	52.6/52.5
2,	Bill Crothers	CAN	1:45.6	52.7/52.9
3,	Wilson Kiprugut	KEN	1:45.9	52.0/53.9
4,	George Kerr	JAM	1:45.9	52.3/53.6
5,	Tom Farrell	USA	1:46.6	52.5/54.1
6,	Jerry Siebert	USA	1:47.0	52.9/54.1
7,	Dieter Bogatzki	GER/FRG	1:47.2	52.9/54.3
8,	Jacques Pennewaert	BEL	1:50.5	52.2/58.3

(Competitors: 46; Countries: 32; Finalists: 8)

Prior to Tokyo Snell had not run the event for more than six months, but the world record holder was regarded as favourite when he stepped onto the track for the heats. He won his first race in an easy 1:49.0, the surprise being the 1:47.8 in the first heat by the unknown Kenyan Kiprugut. The semis were won by Snell (1:46.9), Kerr from Kiprugut as both set an Olympic record of 1:46.1, and Crothers (1:47.3).

Kiprugut set a brisk pace in the final, passing 200m in 24.9, and led at halfway (52.0) ahead of a bunched field. Snell, boxed in, dropped back and moved out to lane 3, and at 550m accelerated sharply gaining 5m in 50 to take the lead at 600m. Around the last bend old rival Kerr stayed in touch, but the powerful (1.79/80kg) Snell, looking more like an "All-Black" than a Kiwi, powered home to win by 4m from Crothers, who burst past Kerr at the start of the straight. Kiprugut lost ground after bumping into Kerr, but still recovered to win Kenya's first medal in the event. Snell's time of 1:45.1 was the second fastest mark of all-time.

**Mexico City, 15 Oct 1968**

				<u>Electrics</u>
1,	Ralph Doubell	AUS	1:44.3=WR	(1:44.40)
2,	Wilson Kiprugut	KEN	1:44.5	(1:44.57)
3,	Tom Farrell	USA	1:45.4	(1:45.46)
4,	Walter Adams	FRG	1:45.8	(1:45.83)
5,	Josef Plachý svk	TCH	1:45.9	(1:45.99)
6,	Dieter Fromm	GDR	1:46.2	(1:46.30)
7,	Thomas Saisi	KEN	1:47.5	(1:47.59)
8,	Benedict Cayenne	TTO	1:54.3	(1:54.40)

(Competitors: 44; Countries: 32; Finalists: 8)

	<u>200m</u>	<u>400m</u>	<u>600m</u>	<u>Halves</u>
Doubell	25.0	51.3	1:18.1	51.8/52.5
Kiprugut	24.2	51.0	1:17.8	51.0/53.5
Farrell	25.3	51.6	1:18.2	51.6/53.8
Adams	25.1	52.0	1:18.4	52.0/53.8
Plachý	24.8	51.7	1:18.2	51.7/54.2
Fromm	24.6	51.5	1:18.0	51.5/54.7
Saisi	25.2	52.0	1:18.6	52.0/55.5
Cayenne	24.5	51.3	1:19.0	51.3/63.0

Kiprugut and Wade Bell (USA) were considered the pick of the pack, but Bell suffered in Mexico from a stomach ailment known locally as "Montezuma's revenge" and was eliminated in the first round. Kiprugut won the fastest heat (1:46.1), then was surprised by Doubell's finishing kick in the semis which the Australian won by a tenth in 1:45.7. The unheralded Walter Adams won the other semi in 1:46.4.

Kiprugut took the pace in the final, and went through 200m in 24.8 before slowing to 51.0 at halfway. The Kenyan still had a 0.7 margin over Doubell at 600m, reached in 1:17.8, but the slender Australian then began to close, and attacked off the final bend. Kiprugut only gave way with 40m to go, and Doubell won by just over a metre, equalling Snell's world record. Farrell outgunned Adams in the last 50m to win the bronze.

### Munich, 2 Sep 1972

				Halves
1,	Dave Wottle	USA	1:45.86	53.5/52.4
2,	Yevgeniy Arzhanov	URS	1:45.89	52.9/53.0
3,	Mike Boit	KEN	1:46.01	52.3/53.8
4,	Franz-Josef Kemper	FRG	1:46.50	53.1/53.4
5,	Robert Ouko	KEN	1:46.53	52.3/54.3
6,	Andy Carter	GBR	1:46.55	52.5/54.1
7,	Andrzej Kupczyk	POL	1:47.10	52.8/54.3
8,	Dieter Fromm	GDR	1:47.96	52.7/55.3

(Competitors: 61; Countries: 46; Finalists: 8)

Splits	200m	400m	600m
Wottle	26.3	53.5	1:19.7
Arzhanov	25.3	52.9	1:19.3
Boit	24.8	52.3	1:19.5
Kemper	25.5	53.1	1:20.2
Ouko	24.7	52.3	1:19.4
Carter	25.0	52.5	1:19.9
Kupczyk	24.9	52.8	1:19.6
Fromm	25.0	52.7	1:19.4

Wottle won the US Trials in a world record-equalling 1:44.3, but then suffered a niggling knee injury, so that Yevgeniy Arzhanov was regarded as the likely winner. Fromm's 1:46.9 in the first round was the only run quicker than 1:47 until the third semi-final, where Boit improved his best by more than a second to 1:45.9. He had been briefly disqualified for cutting in from his lane 3m before the 100m breaking point.

In the final the Kenyans adopted team tactics with Ouko setting the pace, passing 200m in 24.7 before being joined by Boit at 400m. The paced slowed, and Arzhanov took over at 500m, earlier than his usual point of attack, passing 600m in 1:19.2. Wottle, in last place, was 0.5 seconds behind the leader. Arzhanov entered the finishing straight with 2m to spare over Boit and Ouko, and held them off, as Wottle began to close. The American finally caught the European champion as the latter made a desperate lunge for the line. With 26.4/27.1/26.2/26.2 the American's 200m splits were remarkably uniform. So shocked was he by his win, that Wottle forgot to take his hat off at the playing of his national anthem during the victory ceremony.

### Montreal, 25 Jul 1976

				Halves	
1,	Alberto Juantorena	CUB	1:43.50WR	50.9/52.6	
2,	Ivo Van Damme	BEL	1:43.86	51.4/52.5	
3,	Rick Wohlhuter	USA	1:44.12	51.1/53.1	
4,	Willi Wülbeck	FRG	1:45.26	51.6/53.7	
5,	Steve Ovett	GBR	1:45.44	51.7/53.8	
6,	Luciano Sušanj	CRO	YUG	1:45.75	51.9/53.9
7,	Sri Ram Singh	IND	1:45.77	50.9/54.9	
8,	Carlo Grippio	ITA	1:48.39	53.0/55.4	

(Competitors: 42; Countries: 31; Finalists: 8)

Splits	200m	400m	600m
Juantorena	25.7	50.9	1:17.0
Van Damme	25.9	51.4	1:17.3
Wohlhuter	25.5	51.1	1:17.1
Wülbeck	26.0	51.6	1:17.5
Ovett	26.3	51.7	1:17.8
Susanj	26.4	51.9	1:18.0
Singh	26.0	50.9	1:17.5
Grippio	26.0	53.0	1:20.0

The boycott by Black African nations of the Olympics, because of a New Zealand rugby tour of South Africa, denied many athletes the opportunity of striving for gold, not least Mike Boit, who ran the second fastest time of all-time (1:43.57) three weeks after the Games. Juantorena had run 1:44.9 in the run-up to the Games in his sixth race at 800m. World 880y record holder Wohlhuter was the fastest in the heats with 1:45.71, while Juantorena was the quickest in the semis, running 1:45.88 ahead of Van Damme's 1:46.00. Wohlhuter took the other race in 1:46.72 after an untidy over-physical race.

Singh, who had set an Asian record of 1:45.86 in the heats, led at halfway in the final in 50.85 after Wohlhuter went through 200m in 25.5 ahead of Juantorena (25.7). Singh faded as Juantorena led Wohlhuter past 600m in 1:17.0, and easily held off the American in the last 100m, exhibiting a strength previously unseen in the event. Van Damme overtook Wohlhuter with 25m to go. It was the first 800m world record in the Olympics since the Games were last held in North America – 1932 in Los Angeles.

### Moscow, 26 Jul 1980

				Halves	
1,	Steve Ovett	GBR	1:45.40	54.6/50.8	
2,	Sebastian Coe	GBR	1:45.85	54.7/51.2	
3,	Nikolay Kirov	BLR	URS	1:45.94	54.5/51.5
4,	Agberto Guimarães	BRA	1:46.20	54.3/51.9	
5,	Andreas Busse	GDR	1:46.81	54.5/52.4	
6,	Detlef Wagenknecht	GDR	1:46.91	54.4/52.6	
7,	José Marajo	FRA	1:47.26	54.6/52.7	
8,	Dave Warren	GBR	1:49.25	54.4/54.9	

(Competitors: 41; Countries: 28; Finalists: 8)

Splits	200m	400m	600m
Ovett	26.5	54.6	1:20.1
Coe	26.5	54.7	1:20.7
Kirov	26.4	54.5	1:19.8
Guimaraes	26.2	54.3	1:20.3
Busse	26.4	54.5	1:20.9
Wagenknecht	26.3	54.4	1:20.5
Marajo	26.6	54.6	1:21.0
Warren	26.3	54.8	1:20.3

Despite very ordinary times in the semi-finals (Ovett 1:46.55, Kirov 1:46.53, Coe 1:46.61), the final was eagerly awaited as the two top British middle distance runners – Coe and Ovett – had only once met each other before over 800m. Only the top Americans (Don Paige and James Robinson) and James Maina of Kenya were missing from the final, due to the boycott initiated by the United States.

Guimarães led the field through a cautious first lap of the final, with Ovett buried in the field and Coe running wide. By 600m Ovett had moved to the shoulder of Kirov (1:19.8), and as they reached 700m Ovett struck, with Coe too far behind to make up the deficit, though he did move from fourth to second in the finishing straight. Coe, the most elegant half miler of his generation – and the fastest – would only ever triumph in a major 800m championship once – winning the 1986 European title.

### Los Angeles, 6 Aug 1984

				Halves
1,	Joaquim Cruz	BRA	1:43.00OR	51.2/51.8
2,	Sebastian Coe	GBR	1:43.64	51.3/52.4
3,	Earl Jones	USA	1:43.83	51.3/52.6
4,	Billy Konchellah	KEN	1:44.03	51.6/52.5
5,	Donato Sabia	ITA	1:44.53	51.6/53.0
6,	Edwin Koech	KEN	1:44.86	51.1/53.8
7,	Johnny Gray	USA	1:47.89	51.4/56.5
8,	Steve Ovett	GBR	1:52.28	51.5/60.8

(Competitors: 69; Countries: 55; Finalists: 8)

Splits	200m	400m	600m
Cruz	24.2	51.2	1:17.9
Coe	24.6	51.3	1:18.0
Jones	24.3	51.3	1:18.0
Konchellah	24.9	51.6	1:18.0
Sabia	24.8	51.6	1:18.4
Koech	24.1	51.1	1:17.8
Gray	24.8	51.4	1:18.3
Ovett	24.4	51.5	1:18.6

For only the second time, four rounds were required to crown a new champion. Coe was the fastest in round 1 with 1:45.71, while Koech was the quickest in the quarter-finals with a personal best of 1:44.74. Koech led through 400m in semi-final 1 in 49.56 from the 1.88 tall Cruz. The long striding Brazilian won in 1:43.82 from Koech's 1:44.12, with new US talent Jones third ahead of Steve Ovett. The defending champion clocked 1:44.81 just ahead of Sudan's Omer Khalifa (1:44.87) after an excessive effort which presaged his later collapse with respiratory problems. Coe won the other semi, a more tactical affair, in 1:45.51.

Koech led from the gun in the final, passing 200m in 24.1 before the usual slowing in the second furlong. Koech still led at 600m in 1:17.8, with Cruz always in attendance no more than 0.1 behind, followed by Coe and Jones. Cruz attacked with just under 100m to go, and his strike was decisive. Coe could do nothing about Cruz's widening lead, but held off Jones by 2m for the silver medal, and crossed the line shrugging his shoulders as if to say (as he later did) "I have no complaints ... [Cruz] is a supreme champion." Running 1:43.00 in his fourth race in just over three days was a superlative effort, the third fastest performance all-time.

### Seoul, 26 Sep 1988

				Halves
1,	Paul Ereng	KEN	1:43.45	51.07/52.38
2,	Joaquim Cruz	BRA	1:43.90	49.83/54.07
3,	Saïd Aouita	MAR	1:44.06	50.71/53.35
4,	Peter Elliott	GBR	1:44.12	50.23/53.89
5,	Johnny Gray	USA	1:44.80	50.73/54.07
6,	José Luiz Barbosa	BRA	1:46.39	49.53/56.86
7,	Donato Sabia	ITA	1:48.03	51.43/56.60
8,	Nixon Kiprotich	KEN	1:49.55	49.77/59.78

(Competitors: 70; Countries: 53; Finalists: 8)

Splits	200m	400m	600m
Ereng	25.4	51.1	1:16.8
Cruz	23.7	49.8	1:16.3
Aouita	25.3	50.7	1:16.6
Elliott	24.8	50.2	1:16.5
Gray	24.6	50.7	1:17.3
Barbosa	23.7	49.53	1:16.24
Sabia	25.1	51.4	1:19.0
Kiprotich	23.47	49.8	1:16.2

Saïd Aouita had the greatest range of any distance runner in history. The best 5000m runner in 1986, Aouita was also top the world rankings in the 800m in 1988, and was the favourite for Seoul. Ereng, an outsider, was the fastest heat winner (1:46.10), and Aouita was the speediest quarter-finalist (1:45.24). Ereng showed he was a medal contender in winning the first semi-final in 1:44.55 ahead of Cruz (1:44.75), while Kiprotich led from the gun in the other semi and held off Aouita 1:44.71 to 1:44.79.

In the final Kiprotich led for the first 300m in a suicidal 36.33, and then Barbosa took over, in an effort to try and take the sting out of Aouita's finish. Barbosa led until 600m (1:16.3) when Elliott led briefly, only to be overtaken by Cruz, with Aouita in third. Ereng, seventh at the bell was now moving up, and by the beginning of the straight had weaved his way to fourth. He quickly passed the tiring Elliott and Aouita, and caught Cruz with 50m to go, elegantly flowing away from the defending champion to win by almost 4m. Ereng had been a 400m runner, running 45.6 in 1987, before moving up to win the NCAA title, and place third in the Kenyan Olympic trials.

### Barcelona, 5 Aug 1992

				Halves
1,	William Tanui	KEN	1:43.66	50.7/53.0
2,	Nixon Kiprotich	KEN	1:43.70	50.8/53.7
3,	Johnny Gray	USA	1:43.97	50.0/54.0
4,	José Luiz Barbosa	BRA	1:45.06	50.1/55.0
5,	Andrea Benvenuti	ITA	1:45.23	51.3/54.0
6,	Curtis Robb	GBR	1:45.57	50.9/54.7
7,	Réda Abdenouz	ALG	1:48.44	51.4/57.0
	Mark Everett	USA	DNF	50.8

(Competitors: 59; Countries: 49; Finalists: 8)

Splits	200m	400m	600m
Tanui	24.7	50.7	1:18.0
Kiprotich	25.5	50.8	1:18.0
Gray	24.5	50.0	1:17.6
Barbosa	24.6	50.1	1:17.7
Benvenuti	25.1	51.3	1:19.0
Robb	25.3	50.9	1:18.6
Abdenouz	25.4	51.4	1:19.6
Everett	24.9	50.8	1:19.5

Barbosa and Robb were fastest in the heats, each running 1:46.16 in separate races. The Briton edged Barbosa 1:45.25 to 1:45.32 in the swiftest of the three semis, with Gray (1:45.66) and Tanui (1:46.59) taking the other races.

Gray, eager to improve a poor championship record, took out the pace in the final, passing 200m in 24.5, and reaching the bell in 49.99. Only Barbosa was close at 400m, with the favourite, Tanui, 5m back. Gray still led at 600m (1:17.6), but Barbosa caught Gray's heel accidentally at 650m, disrupting his rhythm, just after Everett – the fastest 400m man in the field – stopped with a hamstring injury. Tanui, who had been 8m back at 500m (1:04.1 to Gray's 1:03.0) closed to 3m at the 600m mark, and caught the American at 700m. At this point, Kiprotich was on Gray's shoulder with Tanui on the outside. As the American faded, Tanui won the battle of the Kenyans. Gray hung on for a merited bronze.

### Atlanta, 31 Jul 1996

				Halves
1,	Vebjørn Rodal	NOR	1:42.58OR	49.98/52.60
2,	Hezekiel Sepeng	RSA	1:42.74	50.11/52.63
3,	Fred Onyancha	KEN	1:42.79	49.78/53.01
4,	Norberto Téllez	CUB	1:42.85	50.08/52.77
5,	Nico Motchebon	GER	1:43.91	50.27/53.64
6,	David Kiptoo	KEN	1:44.19	49.87/54.32
7,	Johnny Gray	USA	1:44.21	49.55/54.66
8,	Benyouñès Lahlou	MAR	1:45.52	49.91/55.61

(Competitors: 56; Countries: 40; Finalists: 8)

Splits	200m	400m	600m
Rodal	24.1	49.98	1:16.3
Sepeng	24.1	50.11	1:16.5
Onyancha	24.0	49.78	1:16.3
Téllez	24.2	50.08	1:16.5
Motchebon	24.3	50.27	1:16.6
Kiptoo	24.0	49.87	1:16.2
Gray	23.9	49.55	1:15.9
Lahlou	24.2	49.91	1:16.6

Wilson Kipketer, the Kenyan-born World Champion, would have been a hot favourite, but did not compete as the Kenyan Olympic Committee refused to allow him to represent his adopted country of Denmark. The first (of three) semi finals was won by Sepeng (1:45.16), with Philip Kibitok, winner of the Kenyan trials, left waiting to see if his third place 1:45.58 would be quick enough. Gray sensibly set a fast pace (50.7) in the second race and was edged by 1/100th by Lahlou's 1:43.99, with Onyancha 8m clear of fourth place with 1:44.02. Téllez, a statuesque former 400m runner, reminiscent of Juantorena, led the third heat at 400m (51.3) and won the fastest ever preliminary in 1:43.79, with Kiptoo (1:43.90) just beating Rodal, whose 1:43.96 was the fastest of the time qualifiers.

As expected, Gray, in his fourth straight final, took the lead from the gun, passing 200m in 24.3 and reaching the bell in 49.55, with the field closely bunched. Gray still led at 600m (1:15.9), with all but Lahlou and Sepeng close. With 120m to go Rodal kicked hard, as Gray began to fade. He quickly had a 3m lead with Onyancha and Téllez the first to react. Sepeng had now closed but was still seventh with 100m to go. Finishing quickest, the young South African eventually passed Onyancha with 5m to go, but was never in with a chance of catching the flying Norwegian.

### Sydney, 27 Sep 2000

				<u>Halves</u>
1,	Nils Schumann	GER	1:45.08	53.6/51.5
2,	Wilson Kipketer	DEN	1:45.14	53.8/51.3
3,	Djabir Saïd-Guerni	ALG	1:45.16	53.6/51.6
4,	Hezekiel Sepeng	RSA	1:45.29	53.8/51.5
5,	André Bucher	SUI	1:45.40	53.6/51.8
6,	Yuriy Borzakovskiy	RUS	1:45.83	54.3/51.5
7,	Glody Dube	BOT	1:46.24	54.1/52.1
	Andrea Longo	ITA	DQ (r163.2) (1:45.66)	

53.43/52.23

(Competitors: 61; Countries: 47; Finalists: 8)

<u>Splits</u>	<u>200m</u>	<u>400m</u>	<u>600m</u>
Schumann	25.6	53.6	1:20.2
Kipketer	25.7	53.8	1:20.5
Saïd-Guerni	25.5	53.6	1:20.3
Sepeng	25.7	53.8	1:20.4
Bucher	25.6	53.6	1:19.9
Borzakovskiy	26.3	54.3	1:20.2
Dube	25.7	54.1	1:20.7
Longo	25.4	53.43	1:19.8

A great race was in prospect after the semi-finals. Schumann, the European champion had taken the first race in 1:44.22 from Bucher, and his time was duplicated by world record holder Kipketer in the third race. Between them, Saïd-Guerni won the second heat in 1:44.19, with Kenya's Japeth Kimutai – a medal prospect – the principal non-qualifier.

The final turned into a dawdle at the 200m mark, with all the finalists – except Borzakovskiy – bunched at halfway. Longo kept the lead, pushing Bucher off the track in the process, until 120m to go, when Sepeng took over. Kipketer and Saïd-Guerni followed, with Schumann taking the lead on the inside with 50m to go. Kipketer had the fastest last 100m (12.4), but wasn't strategically placed to take advantage of his speed, leaving Schumann as the slowest victor since Ovett in 1980.

### Athens, 28 Aug 2004

				<u>Halves</u>
1,	Yuriy Borzakovskiy	RUS	1:44.45	52.2/52.3
2,	Mbulaeni Mulaudzi	RSA	1:44.61	52.1/52.5
3,	Wilson Kipketer	DEN	1:44.65	52.0/52.7
4,	Mohcine Chehibi	MAR	1:45.16	52.4/52.8
5,	Wilfred Bungei	KEN	1:45.31	51.9/53.4
6,	Hezekiel Sepeng	RSA	1:45.53	52.4/53.1
7,	Djabir Saïd-Guerni	ALG	1:45.61	51.84/53.8
8,	Ahmed Ismail	SUD	1:52.49	52.2/60.3

(Competitors: 72; Countries: 60; Finalists: 8)

<u>Splits</u>	<u>200m</u>	<u>400m</u>	<u>600m</u>
Borzakovskiy	25.5	52.2	1:18.4
Mulaudzi	24.6	52.1	1:18.1
Kipketer	24.6	52.0	1:18.0
Chehibi	25.9	52.4	1:19.0
Bungei	24.5	51.9	1:17.9
Sepeng	24.9	52.4	1:19.2
Saïd-Guerni	24.6	51.84	1:18.1
Ismail	24.8	52.2	1:19.1

With nine heats, the first round qualification was rigorous; only the first two in each heat were guaranteed a place in the semi-finals. Youssef

Saïd Kamel (formerly Gregory Konchellah, son of former World champion Billy) was one of the possible winners picked by prognosticators, but he placed third in his heat in 1:46.94, when 1:45.94 was the slowest losing qualifying time. Winners of the semi-finals were Algeria's reigning World Champion Saïd-Guerni (1:45.76), Bungei (1:44.18) ahead of Borzakovskiy (1:44.29), and Kipketer (1:44.62).

Borzakovskiy, noted for his habit of hanging at the back of the field, was given a let-off in the final when the pace was moderate as Bungei was unwilling to commit himself fully to pacemaking. Instead Saïd-Guerni led at halfway in 51.84. Bungei went into the lead at 500m, and led until 700m, when Kipketer flowed by with Mulaudzi in tow, while Borzakovskiy lagged in fifth place. Then the inevitable surge came from the Russian, and he took the lead with 20m to go and won pulling away. Kipketer added a bronze to his 2000 silver, and Sepeng placed sixth in his third final.

### Beijing, 23 Aug 2008

				<u>Halves</u>
1,	Wilfred Bungei	KEN	1:44.65	53.35/51.30
2,	Ahmed Ismail	SUD	1:44.70	53.7/51.0
3,	Alfred Kirwa Yego	KEN	1:44.82	53.5/51.3
4,	Gary Reed	CAN	1:44.94	54.1/50.8
5,	Youssef Saïd Kamel	BHR	1:44.95	53.9/51.1
6,	Yeiman López	CUB	1:45.88	53.7/52.2
7,	Nabil Madi	ALG	1:45.96	53.7/52.3
8,	Nadim Manseur	ALG	1:47.19	53.9/53.3

(Competitors: 58; Countries: 42; Finalists: 8)

<u>Splits</u>	<u>200m</u>	<u>400m</u>	<u>600m</u>
Bungei	25.1	53.35	1:19.17
Ismail	25.6	53.7	1:19.2
Yego	25.1	53.5	1:19.3
Reed	25.5	54.1	1:19.9
Kamel	25.4	53.9	1:19.7
López	25.3	53.7	1:19.3
Madi	25.4	53.7	1:19.6
Manseur	25.3	53.9	1:19.8

Veteran Bungei (1:44.90) was the fastest in the heats, and won a tactical first semi-final from which reigning champion Borzakovskiy was eliminated. The second semi-final was faster, with World Champion Yego edging Ismail (1:44.91 for both men) and Kamel (1:44.95), the only sub 1:43 man in 2008 to qualify. Unheralded Manseur was a clear winner in of final semi in 1:45.54.

Bungei led from the gun in the final, zipping past 200m in 25.1 before easing down to the halfway point (53.35). Bungei then wound the pace up, covering the next 200 in 25.82, never letting anyone pass him, before finishing off with a 25.48 split. Ismail and López were threatening Bungei with 100m to go, but the Cuban faded, and only Ismail could get close. Behind them Kirwa finished quickly to take the bronze medal, though Reed (12.1 last 100) was the fastest finisher of all.

### London, 9 Aug 2012

				<u>Halves</u>
1,	David Rudisha	KEN	1:40.91WR	49.28/51.63
2,	Nijel Amos	BOT	1:41.73	49.7/52.0
3,	Timothy Kitum	KEN	1:42.53	49.9/52.6
4,	Duane Solomon	USA	1:42.82	49.9/52.9
5,	Nick Symmonds	USA	1:42.95	50.5/52.5
6,	Mohammed Aman	ETH	1:43.20	49.5/53.7
7,	Abubaker Kaki	SUD	1:43.32	49.4/53.9
8,	Andrew Osagie	GBR	1:43.77	50.2/53.6

(Competitors: 56; Countries: 44; Finalists: 8)

For many, this was the defining moment of athletics at London 2012. A crushing, self-paced victory resulting in a new world record. Rudisha, who might have won in 2008 but for injury, was the existing world record holder and reigning World Champion. He won the second of three successively faster semi-finals in 1:44.35. The other victors were Kaki (1:44.51) and Aman (1:44.34), while Solomon was the slowest qualifier for the final on 1:44.93.

In the final, the tall Kenyan passed 200m in a swift 23.5, then eased off to reach the bell in a scintillating 49.28. The next five men were also sub-50, but they all lost touch when Rudisha speeded up to cover the third quarter of the race in 25.0. He strode elegantly past 600m in 1:14.30, the fastest-ever split in an 800m. Aman (1:15.0) and Amos (1:15.1) were six metres in arrears. The Kenyan extended his lead slightly in the final 200m to snip one tenth from his own world record of 1:41.01. Meanwhile, Amos broke clear of the pack and both he and Kitum beat Kaki's world junior record in winning the minor medals. The Botswanan, unknown before 2012, clocked 1:41.73 to share third all-time with Sebastian Coe. All but Kaki set lifetime bests, and each man recorded the best time ever for his position in the race.

Chairman of the 2012 Organising Committee Coe stated that "this was the outstanding performance of the Games". Rudisha became only the second outright world record holder to win the Olympic title after Peter Snell. The venerable German writer Gustav Schwenk, attending his 16th summer Games, was the first to note that the Kenyan was born on December 17, 1988, half a century to the day after the New Zealander.

MEN'S 800 METRES										
<b>The Best on Points</b>										
17	Phil Edwards CAN	1928-4, 1932-3, 1936-3								
16	Douglas Lowe GBR	1924-1, 1928-1								
	Mal Whitfield USA	1948-1, 1952-1								
	Peter Snell NZL	1960-1, 1964-1								
<b>Most Finals</b>										
4	Johnny Gray USA	1984-7, 1988-5, 1992-3, 1996-7								
3	Edwards									
	Steve Ovett GBR	1976-5, 1980-1, 1984-8								
	Hezekiel Sepeng RSA	1996-2, 2000-4, 2004-6								
<b>Most Appearances</b>										
5	Paul Martin SUI	1920-6h3, 1924-2, 1928-4s3, 1932-5h1, 1936-6h4								
4	Gray									
	José Luiz Barbosa BRA	1984-8s2, 1988-6, 1992-4, 1996-8s2								
	Yuriy Borzakovskiy RUS	2000-6, 2004-1, 2008-3s1, 2012-5s2								
<b>Placing Table</b>										
	G	S	B	4	5	6	7	8	M	Points
USA	9	5	8	5	9	11	7	1	22	264
GBR	6	3	1	4	4	2	1	4	10	123
KEN	4	2	5	1	2	2	1	1	11	98
GER	1	-	3	4	3	5	1	1	4	76
CAN	-	2	2	3	-	-	-	-	4	41
BRA	1	1	-	2	-	1	-	-	2	28
RSA	-	2	1	1	-	1	-	-	3	28
ITA	-	2	-	-	2	-	1	1	2	25
FRA	-	-	1	1	-	1	2	3	1	21
JAM	-	2	-	1	-	-	-	-	2	19
AUS	2	-	-	-	-	-	-	2	2	18
DEN	-	1	1	1	-	-	-	-	2	18
BEL	-	2	-	-	-	-	1	1	2	17
NZL	2	-	-	-	-	-	-	-	2	16
CUB	1	-	-	1	-	1	-	-	1	16
HUN	-	1	-	1	1	-	-	-	1	16
SWE	-	1	-	-	2	-	-	1	1	16
NOR	1	-	1	-	-	-	-	1	2	15
SUI	-	1	-	-	2	-	-	-	1	15
URS	-	1	1	-	-	-	-	-	2	13
ALG	-	-	1	-	-	-	3	1	1	13
MAR	-	-	1	1	-	-	-	1	1	12
RUS	1	-	-	-	-	1	-	-	1	11
SUD	-	1	-	-	-	-	1	1	1	10
BOT	-	1	-	-	-	-	-	1	1	9
POL	-	-	-	1	-	-	1	-	0	7
BWI (JAM)	-	-	1	-	-	-	-	-	1	6
GRE	-	-	1	-	-	-	-	-	1	6
BRN	-	-	-	-	1	-	-	-	0	4
TCH (SVK)	-	-	-	-	1	-	-	-	0	4
ETH	-	-	-	-	-	1	-	-	0	3

## Men's 800 Metres, continued

## Placing Table

	G	S	B	4	5	6	7	8	M	Points
YUG (CRO)	-	-	-	-	-	1	-	-	0	3
ARG	-	-	-	-	-	-	1	-	0	2
IND	-	-	-	-	-	-	1	-	0	2
NED	-	-	-	-	-	-	1	-	0	2
TTO	-	-	-	-	-	-	-	1	0	1
<b>Totals</b>	<b>28</b>	<b>28</b>	<b>28</b>	<b>27</b>	<b>27</b>	<b>27</b>	<b>23</b>	<b>20</b>	<b>84</b>	<b>978</b>

## Breakdown of GER placings:

GER	1	-	3	1	2	3	1	-	4	50
FRG	-	-	-	3	-	-	-	-	0	15
GDR	-	-	-	-	1	2	-	1	0	11
<b>Totals</b>	<b>1</b>	<b>-</b>	<b>3</b>	<b>4</b>	<b>3</b>	<b>5</b>	<b>1</b>	<b>1</b>	<b>4</b>	<b>76</b>

## Breakdown of URS placings:

UKR	-	1	-	-	-	-	-	-	1	7
BLR	-	-	1	-	-	-	-	-	1	6
<b>Totals</b>	<b>-</b>	<b>1</b>	<b>1</b>	<b>-</b>	<b>-</b>	<b>-</b>	<b>-</b>	<b>-</b>	<b>2</b>	<b>13</b>

## 1500 Metres

## Athens, 7 Apr 1896

1,	Edwin Flack	AUS	4:33.2OR
2,	Arthur Blake	USA	4:34.0e
3,	Albin Lermusiaux	FRA	4:36.0e
4,	Carl Galle	GER	4:39.0e
5,	Angelos Fetsis	GRE	
6,	Demetrios Golemis	GRE	
7,	Konstantinos Karakatsinis	GRE	
8,	Dimitrios Tomproff	GRE	

(Competitors: 8; Countries: 5)

Most of the top men were not in Athens, the most notable absentee being Thomas Conneff (USA), who had run 4:15.6 for a mile (roughly equal to 1500m in 3:57). Lermusiaux set an uninspired pace around the tight bends for the first 300m (52.2), with Flack leading the clockwise procession through 700m in 2:08.2. Lermusiaux took back the lead, passing 1100m in 3:25.2 and held it until the last long finishing straight, where Flack and Blake got past the Frenchman.

## Paris, 15 Jul 1900

1,	Charles Bennett	GBR	4:06.2WR
2,	Henri Deloge	FRA	4:07.2e
3,	John Bray	USA	4:10.0e (20y behind 2nd)
4,	David Hall	USA	4:10.5e (2y behind 3rd)
5,	Christian Christensen	DEN	4:11.0e
6,	Hermann Wraschtil	AUT	
	Louis Segondi	FRA	
	John Rimmer	GBR	

(Competitors: 9; Countries: 6)

The best milers in Paris were George Orton (CAN), John Cregan and Alex Grant (both USA), but none was entered in the 1500m. Bennett, the AAA champion, set the pace, clocking 1:21.2 for the first 500m lap. The pace slowed up to 2:56 at 1000m, with Deloge on Bennett's shoulder. The two duelled for most of the last lap, with Bennett only edging away in the final stages to win by five yards. Photographic evidence shows that the time of 4:06.6 generally credited to Deloge was too generous.

## St. Louis, 3 Sep 1904

1,	James Lightbody	USA	4:05.4WR
2,	Frank Verner	USA	4:06.8e
3,	Lacey Hearn	USA	
4,	David Munson	USA	
5,	Johannes Runge	GER	

6,	Peter Deer	CAN
7,	Howard Valentine	USA
8,	Harvey Cohn	USA

(Competitors: 9; Countries: 3)

Cohn set the pace, with Deer and Verner his closest followers. As Deer fell back, Lightbody came up, and was in third place with a lap to go. The 800m winner's long stride took him past the field with 300m remaining, and he won comfortably by six yards, Hearn finished fast to beat Munson, the pre-race favourite, for third.

### Athens, 30 Apr 1906

1,	James Lightbody	USA	4:12.0
2,	John McGough IRL	GBR	4:12.6e
3,	Kristian Hellström	SWE	4:13.4e
4,	Greg Wheatley	AUS	4:15.6e
5,	James Sullivan	USA	4:25.0e
6,	George Bonhag	USA	4:26.0e
Also:	Percy Crabbe	GBR	
	Harvey Cohn	USA	

(Competitors: 20; Countries: 9; Finalists: 8)

Heats were run for the first time, with Lightbody (4:19.4) and McGough (4:18.8) the winners. Bonhag set the pace for three laps, with no-one particularly keen to take that duty from him. Coming to the final straight Lightbody took the lead, and won easily, though McGough, the Scottish Champion, moved from seventh at the bell to second, with Hellström beating Wheatley for third.

### London, 14 Jul 1908

1,	Mel Sheppard	USA	4:03.4OR
2,	Harold Wilson	GBR	4:03.6e
3,	Norman Hallows	GBR	4:04.0e
4,	John Tait	CAN	4:06.8e
5,	Ivo Fairbairn-Crawford IRL	GBR	4:07.6e
6,	Joe Deakin	GBR	4:07.9e
Also:	James Sullivan	USA	
	Victor Loney	GBR	

(Competitors: 44; Countries: 15; Finalists: 8)

A truly international field for the first time was made to run just one preliminary round, with the result that only the winners of eight heats would qualify. Emilio Lunghi ran an excellent 4:03.8 in heat 3 – the second best time in the heats, but finished behind Hallows, whose time of 4:03.4 was an Olympic record. The unfortunate Italian thus failed to qualify. Sheppard had set an Olympic record of 4:05.0 in the preceding heat, just beating his countryman John Halstead (4:05.2e), another victim of the rigorous qualification procedures.

In the final, Fairbairn-Crawford set the pace for 500m, and then Loney took over, but slowed the tempo down. The rhythm was little changed after Hallows took the lead, and only increased with 300m to go when Wilson made his big effort. Into the finishing straight Wilson led from Hallows, with Sheppard third, but the US 800m champion was too quick for the diminutive (1.63/52kg) Briton and won by one and a half metres. Deakin, the fourth Briton home, was still running cross-country in his eighties.

### Stockholm, 10 Jul 1912

1,	Arnold Jackson	GBR	3:56.8OR
2,	Abel Kiviat	USA	3:56.9
3,	Norman Taber	USA	3:56.9
4,	John Paul Jones	USA	3:57.2
5,	Ernst Wide	SWE	3:57.6
6,	Philip Baker	GBR	4:01.0e

7,	John Zander	SWE	4:02.0e
8,	Henri Arnaud	FRA	4:02.2e

(Competitors: 46; Countries: 15; Finalists: 14)

Kiviat had set a world record of 3:55.8 to win the US Eastern Trials and was favoured to win, with fellow Americans Taber and Jones also well regarded. The first two in each heat qualified for the final, and Kiviat (4:04.4) and the young Swede Zander (4:05.5) were the fastest heat winners. Defending champion Sheppard (4:27.6) was the most economical of the victors. Arnaud led for the first two laps of the final (65, 2:08), with Erwin von Sigel (GER) and Jones close behind. Taber and Kiviat moved up, the former leading at 1000m in 2:39, and the latter ahead at 1200m in 3:09. Baker, in sixth place was dealing well with a foot bound in surgical tape because of a dislocated bone. Kiviat held the lead all the way to the finishing straight, where the tall Jackson began to close on Kiviat and Taber. Just behind these three were Jones and Wide. The Swede had been 15m behind Kiviat at the bell. With 10m to go Jackson settled the race with a surge which left Kiviat and Taber half a metre back. With five under four minutes for the first time and the winner always in doubt, this was the first great Olympic 1500m.

### Antwerp, 19 Aug 1920

1,	Albert Hill	GBR	4:01.8
2,	Philip Baker	GBR	4:02.4e
3,	Lawrence Shields	USA	4:03.1e
4,	Václav Vohralík CZE	TCH	4:04.6e
5,	Sven Lundgren	SWE	4:06.3e
6,	André Audinet	FRA	4:06.4e
7,	Arturo Porro	ITA	4:06.6e
8,	Joie Ray	USA	4:10.0e

(Competitors: 29; Countries: 12; Finalists: 13)

Joie Ray, US Trials winner, was the favourite until he pulled a calf muscle 10 days before the Games. However, he was able to win his heat, albeit the slowest of four, in 4:13.4. Vohralík won the quickest heat in 4:02.2 ahead of Hill (4:03.2) and Audinet (4:03.7) with Sweden's Edwin Wide (4:03.8) just edged out of the final. His countrymen Lundgren (4:07.0) and veteran John Zander (4:08.1) were the other heat winners.

Ray attempted to control the final, leading to the bell, but could not respond when Hill and Baker kicked on the penultimate curve. Shields, the IC4A champion, tried to pass Baker but was repulsed, and Hill moved away from Baker in the finishing straight to win by 3m on the rainsoaked track. Zander, who had been the world's best in 1915-18, dropped out at the halfway point. Baker, who had first emerged in 1907, later added his wife's maiden name and became Philip Noel-Baker. He was awarded the Nobel Peace Prize in 1959 for his work in international disarmament. Hill remained the only Briton to have won the 800/1500m Olympic double until Kelly Holmes's wins of 2004 where she ran the 1500m four seconds faster than Hill in Antwerp.

### Paris, 10 Jul 1924

1,	Paavo Nurmi	FIN	3:53.6OR
2,	Willy Schärer	SUI	3:55.0
3,	"Henry" Stallard	GBR	3:55.6
4,	Douglas Lowe	GBR	3:57.0e
5,	Raymond Buker	USA	3:58.6e
6,	Lloyd Hahn	USA	3:59.0e
7,	Raymond Watson	USA	3:59.9e
8,	Frej Liewendahl	FIN	4:00.3e

(Competitors: 39; Countries: 21; Finalists: 11)

Nurmi had run the event just twice in 1924 before the Games – 4:00.5 on May 24 as an opening foray, and then a 3:52.6 on June 19, the same day that he later ran 14:28.2 for 5000m – both world records. This was



done to convince the selectors that he could deal with the Olympic schedule which had just one hour between the two finals.

After a routine win in his heat – 4:07.6, the second quickest after Schärer's 4:06.6 – Nurmi lined up against the other 11 finalists with stopwatch in hand. He passed 400m in 58.0 and 800m in 1:58.5, after looking at his watch at the end of the first 500m lap (1:13.2). He slowed to 2:32.0 at 1000m, throwing his timepiece onto the infield after glancing at it a second time. Only Watson had dared to stay with the maestro, and he had to let go after 800m. At the bell, Nurmi was 40m clear of Buker, Hahn and the British duo. Stallard and Lowe passed the Americans in the back straight, and Lowe faded in the finishing straight as Schärer came up to battle with Stallard. The Swiss eventually won the battle for silver from the exhausted Briton in the last few strides. Nurmi was 10m clear, and clearly capable of running much quicker had it been required.

### Amsterdam, 2 Aug 1928

1,	Harri Larva	FIN	3:53.2OR
2,	Jules Ladoumègue	FRA	3:53.8e
3,	Eino Purje	FIN	3:56.4e
4,	Hans Wichmann	GER	3:56.8e
5,	Cyril Ellis	GBR	3:57.6e
6,	Paul Martin	SUI	3:58.4e
7,	Helmuth Krause	GER	3:59.0e
8,	Adolf Kittel	TCH	4:00.4e

(Competitors: 43; Countries: 19; Finalists: 12)

Ladoumègue was the fastest entrant with the third best time ever of 3:52.2, but was untested at international level, having improved by more than 11 seconds in 1928. Larva, winner of the Finnish trials in 3:52.6, and Purje – the Finnish number two with a best of 3:53.1 in the same race – were next fastest. As in 1924 there were six heats, with 2 qualifying from each. The principal victims were Edwin Wide (SWE) and world record holder Otto Peltzer (GER), both of whom were beaten in the slowest heat won by Ray Conger (USA) in 4:02.6. All the heats were tactical affairs, with only one sub-4 clocking by Herbert Böcher (GER), 3:59.6.

Larva led for the first lap in the final in 61.0, with Purje then taking over, passing 800m in 2:04.4 and the bell in 2:52.8. Purje still led after three laps in 3:09.8, but Ladoumègue rushed into the lead with 250m to go, and only Larva could respond. The Frenchman led until 20m from the finish, and then Larva edged away leaving Ladoumègue 3m behind at the finish.

### Los Angeles, 4 Aug 1932

1,	Luigi Beccali	ITA	3:51.2OR	<u>Electric</u> (3:51.20)
2,	Jerry Cornes	GBR	3:52.6	
3,	Phil Edwards	CAN	3:52.8	
4,	Glenn Cunningham	USA	3:53.4e	
5,	Eric Ny	SWE	3:54.6e	
6,	Norwood Hallowell	USA	3:55.0e	
7,	Jack Lovelock	NZL	3:57.8e	
8,	Frank Crowley	USA	3:58.1e	

(Competitors: 25; Countries: 14; Finalists: 11)

Cunningham was fastest in the heats with 3:55.8, with Lovelock (3:58.0) and Beccali (3:59.6) taking the other two races. After Edwards, the 800m specialist, had taken an initial lead in the final, Lovelock led for most of the first lap, passing 400m in 60.5 just ahead of Ny. The lead passed to Cunningham, then Edwards, as the pace slowed to 2:04.5. These two surged ahead of the field at 900m and led by 15m at the bell in 2:51.0, with Cornes in third ahead of Lovelock and Beccali, fifth in 2:53.5.

Edwards drove clear of Cunningham with 300m to go (3:07.0), and held the lead till 100m to go, Beccali, timed at 1200m in 3:09.5, began

his sprint with 150m to go and surged easily past Cunningham and Cornes, catching Edwards just as the Canadian was beginning to tire. His burst of speed, impressive in itself, was emphasised by the fatigue of those behind him. He won by 10m from Cornes, who caught Edwards as the Italian hit the tape, while Cunningham was fourth, 4m back. Beccali's time was the then third-fastest ever run.

### Berlin, 6 Aug 1936

1,	Jack Lovelock	NZL	3:47.8WR
2,	Glenn Cunningham	USA	3:48.4
3,	Luigi Beccali	ITA	3:49.2
4,	Archie San Romani	USA	3:50.0
5,	Phil Edwards	CAN	3:50.4
6,	Jerry Cornes	GBR	3:51.4
7,	Miklós Szabó	HUN	3:53.0
8,	Robert Goix	FRA	3:53.8

(Competitors: 36; Countries: 22; Finalists: 12)

Splits	<u>400m</u>	<u>800m</u>	<u>1200m</u>
Lovelock	61.7	2:05.6	3:05.4
Cunningham	61.5	2:05.2	3:05.2
Beccali	61.9	2:05.5	3:05.7

Before the event there were five highly regarded possible winners – Cunningham and San Romani who had both run 3:49.9 in the US Trials, Beccali the reigning champion, Lovelock the Empire Champion, and Wooderson the AAA Champion. Wooderson broke a bone in his ankle just before the Games, and was a shadow of himself in his heat. While the other four made the final without difficulty, lesser lights were the fastest qualifiers, with Goix running 3:54.0 and Erik Ny 3:54.8.

In the final Cunningham led through 400m in 61.5 with Lovelock on his shoulder. The pace slowed in the second lap, and Cunningham passed 800m in 2:05.2 with Ny just ahead of him. The American pushed hard over the next 200m, passing 1000m in 2:35.2, but Ny slipped past him just before the bell (2:50.2). Cunningham was on the inside with Lovelock next to him and Beccali 2m back in fourth place. With 300m to go, just as the field was contemplating the finish, Lovelock struck, taking a 4m lead seemingly in 20m. Cunningham powered through the last 300m himself, but could never regain any of the initial yardage obtained by the Kiwi. Indeed Lovelock extended his lead by 2m in the finishing straight, easing off in the last 10m to win by 5m. Lovelock's time beat the world record of Bill Bonthron by a full second, and was the first time the 1500m record had been broken officially in the Olympic Games.

### London, 6 Aug 1948

1,	Henry Eriksson	SWE	3:49.8	<u>Adjusted</u> (3:50.0)
2,	Lennart Strand	SWE	3:50.4	(3:50.4)
3,	Willem Slijkhuis	NED	3:50.4	(3:50.5)
4,	Václav Čevona	CZE	3:51.2	(3:51.4)
5,	Gösta Bergkvist	SWE	3:52.2	(3:52.1)
6,	Bill Nankeville	GBR	3:52.6	(3:52.6)
7,	Donald Gehrman	USA		(3:54.7)
8,	Erik Jörgensen	DEN		(3:54.7)

(Competitors: 36; Countries: 22; Finalists: 12)

	<u>Differential</u>
Eriksson	0.00
Strand	0.40 behind
Slijkhuis	0.48
Čevona	1.37
Bergkvist	2.05
Nankeville	2.51
Gehrman	4.63
Jörgensen	4.65

Strand was hot favourite to win. Despite losing to Bergkvist in the Swedish Trials, the nervy world record holder appeared unbeatable. Bergkvist was the fastest in the heats, but quick times were out of the question for the final, run in a thunderstorm on an already sludgelike track. Hansenne had a brainstorm in the first lap running 58.3, and opening up a 6m gap on the field headed by Gehrman. The Frenchman came back to the field in the second lap, and after reaching 800m in 2:02.6 was passed shortly after by the three Swedes, led by Eriksson. By the 1200m mark (3:05.0) Eriksson had only Strand for company, but unlike previous encounters he was able to hold off the European Champion, possibly helped by a stronger physique more suited to the difficult London conditions. Strand only held on to silver after bumping Slijkhuis as the Dutchman zoomed through on the inside in the last 50m. The official time of 3:50.4 for both men was clearly incorrect when measured against the photo-finish equipment.

### Helsinki, 26 Jul 1952

				<u>Electrics</u>
1,	Josy Barthel	LUX	3:45.2OR	(3:45.28)
2,	Bob McMillen	USA	3:45.2OR	(3:45.39)
3,	Werner Lueg	GER/FRG	3:45.4	(3:45.67)
4,	Roger Bannister	GBR	3:46.0	(3:46.30)
5,	Patrick El Mabrouk	FRA	3:46.0	(3:46.35)
6,	Rolf Lamers	GER/FRG	3:46.8	(3:47.18)
7,	Olle Åberg	SWE	3:47.0	(3:47.20)
8,	Ingvar Ericsson	SWE	3:47.6	(3:46.70)

(Competitors: 52; Countries: 26; Finalists: 12)

<u>Splits</u>	<u>400m</u>	<u>800m</u>	<u>1200m</u>
Barthel	58.2	2:02.3	3:03.2
McMillen	59.6	2:02.4	3:03.9
Lueg	58.1	2:01.5	3:03.0
Bannister	58.2	2:01.8	3:03.6
El Mabrouk	58.4	2:01.6	3:03.8
Lamers	57.8	2:01.4	3:03.4
Åberg	58.6	2:02.3	3:04.1
Ericsson	58.5	2:02.4	3:03.9

The pre-meet favourites were Lueg, who had equalled the world record of 3:43.0 in the German championships, and the top two men of 1951, Bannister, and El Mabrouk. The large entry meant that an extra round was needed to arrive at a 12-man final. All the preliminary races were tactical affairs, the athletes mindful of the extra round, with Åberg (3:51.14) the fastest in round 1 and Denis Johansson (3:49.59) of Finland the quickest in the semi-finals.

Lamers set a fast pace in the final, seemingly to help his compatriot Lueg, but after passing 400m in 57.8 he slowed to 2:01.4 at 800m. Lueg moved ahead at 900m, and led by 2m at the bell (2:48.0). Piling on the pressure, Lueg led by 3m as the athletes came off the final curve, with the surprising Barthel in second, just ahead of McMillen on the inside and Bannister and El Mabrouk on the outside. Barthel quickly moved away from the others and caught Lueg with just under 50m to go. McMillen passed Lueg with 20m to go and finished 0.11 down on the Luxembourg star, who was as surprised as the crowd by his win. Barthel later broke down in tears of happiness on the victory stand after winning his country's only major championship gold medal in athletics history (but also see the 1900 Marathon).

### Melbourne, 1 Dec 1956

				<u>Electrics</u>
1,	Ron Delany	IRL	3:41.2OR	(3:41.49)
2,	Klaus Richtzenhain	GER/GDR	3:42.0	(3:42.02)
3,	John Landy	AUS	3:42.0	(3:42.03)
4,	László Tábori	HUN	3:42.4	(3:42.55)
5,	Brian Hewson	GBR	3:42.6	(3:42.69)
6,	Stanislav Jungwirth	CZE TCH	3:42.6	(3:42.80)
7,	Neville Scott	NZL	3:42.8	(3:42.87)
8,	Ian Boyd	GBR	3:43.0	(3:42.94)

(Competitors: 37; Countries: 23; Finalists: 12)

<u>Splits</u>	<u>400m</u>	<u>800m</u>	<u>1200m</u>
Delany	60.0	2:01.4	3:02.4
Richtzenhain	59.8	2:01.2	3:01.5
Landy	60.1	2:01.5	3:02.1
Tábori	59.5	2:01.0	3:02.2
Hewson	58.6	2:00.6	3:01.3
Jungwirth	59.2	2:00.9	3:01.9
Scott	58.8	2:01.1	3:02.0
Boyd	59.1	2:01.0	

The first heat was won by GDR star Richtzenhain in 3:46.75, and saw two Olympic Champions (Barthel and 1968 marathon winner Wolde) and the world record holder (István Rózsavölgyi), fail to qualify. The other heats could not rival this in terms of failure, though Sweden's excellent Dan Waern missed the final by 0.05 in the last heat.

New Zealander Murray Halberg set the pace in the final, passing 200m in 28.3 and 400m in 58.4, with Delany and Landy lagging at the back of the field. Lincoln took over at 700m, passing 800m in 2:00.1. The field began to bunch, with 7m covering the field at the bell (2:46.5). Hewson attacked, unconvincingly, at 1200m. Boyd and Richtzenhain easily went with him. With 250m to go Delany began a startling kick, gaining five yards on the field before the curve, to move into fourth place. He flew into second on the final bend and burst past Hewson at the beginning of the straight. He went on to win by 6m, with Richtzenhain just holding off the fast-finishing Landy for the silver medal. The top eight plus Ken Wood (GBR) – 3:44.75 – all beat the existing Olympic record.

### Rome, 6 Sep 1960

1,	Herb Elliott	AUS	3:35.6WR
2,	Michel Jazy	FRA	3:38.4
3,	István Rózsavölgyi	HUN	3:39.2
4,	Dan Waern	SWE	3:40.0
5,	Zoltán Vamoş	ROU	3:40.8
6,	Dyrol Burleson	USA	3:40.9
7,	Michel Bernard	FRA	3:41.5
8,	Jim Grelle	USA	3:45.0

(Competitors: 39; Countries: 26; Finalists: 9)

<u>Splits</u>	<u>400m</u>	<u>800m</u>	<u>1200m</u>
Elliott	58.8	1:58.4	2:54.0
Jazy	59.1	1:58.6	2:54.8
Rózsavölgyi	59.0	1:58.7	2:54.5
Waern	58.4	1:58.0	2:56.8
Vamoş	58.6	1:58.2	2:55.3
Burleson	59.4	1:59.2	2:56.0
Bernard	58.2	1:57.8	2:56.0

Elliott was the fastest qualifier with 3:41.4 (3:41.50), the other heats being won by Bernard – 3:42.2 (3:42.34) – and Waern – 3:43.9 (3:44.18), with Terence Sullivan (Rhodesia) the unluckiest in the heats, clocking 3:42.8 (3:42.96) in Elliott's heat but placing a non-qualifying fourth.

Bernard took the lead in the final, with Waern and the surprising Vamoş following the Frenchman's quick pace through 200m in 28.3 and 400 in 58.2. The order was the same at the end of a slower second 400m of 59.6, with the eighth 100m segment the slowest of the race at 15.3. Elliott then struck, running his next 100m in 13.2. No-one had ever broken open the Olympic 1500m at such an early stage, but only Rózsavölgyi and Jazy could initially go with Elliott. By the end of the third lap, covered in 56.2 seconds, the Aussie had 3m on his pursuers; his next two 100m segments of 13.4 and 13.6 extended that to almost 15m, and even though he slowed slightly in the last 100m, 14.4 he went through the tape almost 20m clear of Jazy. Rózsavölgyi was third some 5m clear of Dan Waern. Elliott had been inspired four years earlier by the exploits of Vladimir Kuts in Melbourne and, with a world record here, superseded his hero. Elliott, thought of as exhibiting a killer instinct, particularly in this race, later noted that "the greatest stimulator of my running was fear".

## Tokyo, 21 Oct 1964

1,	Peter Snell	NZL	3:38.1
2,	Josef Odložil CZE	TCH	3:39.6
3,	John Davies	NZL	3:39.6
4,	Alan Simpson	GBR	3:39.7
5,	Dyrol Burleson	USA	3:40.0
6,	Witold Baran	POL	3:40.3
7,	Michel Bernard	FRA	3:41.2
8,	John Whetton	GBR	3:42.4

(Competitors: 43; Countries: 33; Finalists: 9)

Splits	400m	800m	1200m
Snell	58.7	2:00.9	2:59.7
Odložil	59.2	2:01.4	3:00.0
Davies	58.8	2:00.5	2:59.3
Simpson	59.1	2:01.1	3:00.3
Burleson	58.2	2:00.9	2:59.8
Baran	58.6	2:00.7	2:59.5
Bernard	58.0	2:01.2	3:00.0
Whetton	58.4	2:00.7	3:00.2

Tokyo emulated Helsinki in having two preliminary rounds, which then became the standard for the event. Britain's Simpson was the fastest in the first round with 3:42.8, while another Briton – Whetton – became the first man to run under 3:40 without being an automatic qualifier. Placing fifth in the first semi, won by Snell in 3:38.8, Whetton had to wait for the second race before making the final as the fastest loser. Burleson won a tight finish in 3:41.5, which saw Wadoux just edge out new star Kipchoge Keino as both ran 3:41.9.

Bernard again led an Olympic final, passing 400m in 58.0 before deciding to abandon the role of sacrificial rabbit. The pace began to dawdle and Davies took over the lead, with laps of 62.5 and 58.8, speeding up slightly from the 1000m point (2:30.3). The race was set up for the kickers – Burleson and Snell. The Kiwi attacked with 250m to go and the race was effectively over. His next 200m took just 25 seconds and his margin into the straight was 6m, which he almost doubled in the last 100m, despite consciously easing down. Behind him Odložil won the sprint for silver, edging Davies and Simpson, with Burleson clearly disconsolate at the superiority of Snell. Like Elliott before him, Snell had won the only major 1500m championship in which he took part.

## Mexico City, 20 Oct 1968

				Electrics
1,	Kip Keino	KEN	3:34.9OR	(3:34.91)
2,	Jim Ryun	USA	3:37.8	(3:37.89)
3,	Bodo Tümmler	FRG	3:39.0	(3:39.08)
4,	Harald Norpoth	FRG	3:42.5	(3:42.57)
5,	John Whetton	GBR	3:43.8	(3:43.90)
6,	Jacques Boxberger	FRA	3:46.6	(3:46.65)
7,	Henryk Szordykowski	POL	3:46.6	(3:46.69)
8,	Josef Odložil CZE	TCH	3:48.6	(3:48.69)

(Competitors: 54; Countries: 37; Finalists: 12)

Splits	400m	800m	1200m
Keino	56.6	1:55.3	2:53.4
Ryun	58.5	1:58.5	2:56.0
Tümmler	56.8	1:56.8	2:55.4
Norpoth	56.4	1:57.0	2:55.8
Whetton	57.2	1:57.2	2:55.6

In 1964, Jim Ryun had been an Olympic semi-finalist at the age of 17, and had gone on to break Elliott's world record of 3:35.6 by 2.5 seconds in 1967. But the effects of altitude and a bout of glandular fever made him no more than co-favourite with Keino. Ryun was fastest in both the heats (3:45.7) and the more tactical semi-finals (3:51.2).

Only the Kenyans believed a fast run could be achieved at altitude, and Jipcho set the pace in the final, running the first 100m in 13.5 and continuing to 400m in 56.0 with Keino in contact (56.6) and Ryun (58.5) waiting for the Kenyans to come back to him. Keino shortly moved ahead and reached 800m in 1:55.3, with Ryun now more than

20m back (1:58.5). Keino managed a slightly quicker third lap (58.1) while Ryun anxiously began to recoup a little of the deficit with a 57.5 lap. In the meantime, Tümmler had maintained second place, 10m behind the flying Kenyan, with Norpoth and Whetton in close attendance. Ryun got past Tümmler with 150m to go, but never had a chance of catching Keino. He eased off in the last 50m, assured of silver. Ahead, Keino was running four seconds faster than was thought possible at altitude, and his Olympic record was the number two performance of all-time. It was felt that he would likely have broken Ryun's world record by more than a second at low altitude.

## Munich, 10 Sep 1972

1,	Pekka Vasala	FIN	3:36.33
2,	Kip Keino	KEN	3:36.81
3,	Rod Dixon	NZL	3:37.46
4,	Mike Boit	KEN	3:38.41
5,	Brendan Foster	GBR	3:39.02
6,	Herman Mignon	BEL	3:39.05
7,	Paul-Heinz Wellmann	FRG	3:40.08
8,	Vladimir Panteley UKR	URS	3:40.24

(Competitors: 66; Countries: 46; Finalists: 10)

Splits	400m	800m	1200m
Vasala	61.7	2:01.6	2:56.7
Keino	62.1	2:01.4	2:56.5
Dixon	61.8	2:01.5	2:57.1
Boit	61.9	2:01.8	2:57.3
Foster	61.4	2:01.9	2:57.5

Keino and Ryun were placed in the same heat, a result of the seeding committee taking Ryun's mile best of 3:52.8 and accepting it as a 1500m time. This error was compounded by Ryun falling over after a collision with a Ghanaian runner. He failed to make the semi-finals as an appeal was rejected. Keino had won the heat in 3:39.97, the fastest of the day, just ahead of Dixon. The semi-finals began as tactical affairs, with wins for Boit (3:41.34) and Keino (3:41.15) before Francesco Arese (ITA) set a sensibly quicker pace in the third race, passing 400m in 57.7 before tailing off in the closing stages. Dixon and Vasala ran 3:37.91 ahead of Foster's UK record of 3:38.20. The major casualty of the semis was another American, the 800m winner Dave Wottle, who was fourth in the first heat.

In the final, Foster led the field through a slow lap of 61.5, and Keino came up from eighth place after 400m to take the lead 200m later. Keino wound up the pace, and the field stretched out in single file, with Vasala right behind the Kenyan, and Foster holding on in third place. Keino's third lap was covered in 55.3. Boit and Dixon moved past Foster with 300m to go, as Keino continued to push the pace. Vasala went to Keino's shoulder as they came off the final bend, and powered past with 50m to go, winning by 4m, with Dixon passing Boit and closing on Keino in the finishing straight. Vasala's final lap had taken 53.4 seconds, and his last 800m was clocked in 1:48.8.

## Montreal, 31 Jul 1976

1,	John Walker	NZL	3:39.17
2,	Ivo Van Damme	BEL	3:39.27
3,	Paul-Heinz Wellmann	FRG	3:39.33
4,	Eamonn Coghlan	IRL	3:39.51
5,	Frank Clement	GBR	3:39.65
6,	Rick Wohlhuter	USA	3:40.64
7,	Dave Moorcroft	GBR	3:40.94
8,	Graham Crouch	AUS	3:41.80

(Competitors: 42; Countries: 28; Finalists: 9)

Splits	400m	800m	1200m
Walker	62.7	2:03.3	3:01.4
Van Damme	63.4	2:03.7	3:01.8
Wellmann	63.2	2:03.5	3:02.0
Coghlan	62.5	2:03.2	3:01.3
Clement	62.7	2:03.6	3:01.9
Wohlhuter	63.0	2:03.5	3:01.7

The final should have been a battle between world record holder Filbert Bayi (TAN) and John Walker, the Mile record holder. However, the anti-apartheid boycott took care of that, leaving Walker a big favourite. The New Zealander won his first round heat in a startling 3:36.87, with Britons Clement (3:37.53) and Steve Ovett (3:37.89) the next fastest. Walker won his semi-final in 3:39.65, while Coghlan won the other semi in 3:38.60 ahead of Wohlhuter (3:38.71), both winners running 53 for their last laps. All told, 25 clockings of sub-3:40 were achieved in the preliminary rounds (1972 had six similar marks).

The field was frightened of Walker – and seemed to be aiming for silver rather than trying to win the final. The race started slowly with the first 400m in 62.48, followed by laps of 60.67 and 58.08. From 800m Coghlan was in the lead, and at 1200m Walker, like Lovelock before him, struck. His next 100m was covered in 12.5, with Coghlan, Wohlhuter and Crouch in the slipstream; the pace was upped to 12.2 for the next 100m, and 800m silver medallist Van Damme moved from fifth to second. The last 100m was the survival of the strongest, and Walker reached the sanctuary of the tape under a metre clear of Van Damme, with Wellman finishing fast to edge Coghlan for the bronze medal. Walker's last 400m was completed in 52.7, and his last 800m in 1:51.0.

### Moscow, 1 Aug 1980

1,	Sebastian Coe	GBR	3:38.40
2,	Jürgen Straub	GDR	3:38.80
3,	Steve Ovett	GBR	3:38.99
4,	Andreas Busse	GDR	3:40.17
5,	Vittorio Fontanella	ITA	3:40.37
6,	Josef Plachý	CZE	3:40.66
7,	José Marajo	FRA	3:41.48
8,	Steve Cram	GBR	3:41.98

(Competitors: 40; Countries: 29; Finalists: 9)

Splits	400m	800m	1200m
Coe	61.7	2:04.9	2:59.5
Straub	61.6	2:04.9	2:59.1
Ovett	61.8	2:04.9	2:59.7
Busse	61.9	2:05.2	3:00.0
Fontanella	61.9	2:05.0	3:00.2
Plachý	62.4	2:05.7	3:01.3

Ovett recorded the fastest Olympic heat time ever – 3:36.80 – in the first round, and Coe won the second semi-final in 3:39.34. There were no other races under 3:40 and the final shaped up as a return duel following Ovett's 800m win.

Straub set the pace in the final, not quite as slow as in Montreal, but here the pace slowed in the second lap. Just after 800m the East German made a bold move. Coe reacted quickest and at the bell, reached by Straub in 2:45.9, Coe was just 0.3 seconds in arrears. Ovett was a further 2m back, with Busse and Fontanella just behind. As Straub accelerated down the back straight only Coe and Ovett could stay with him. Coe zipped by Straub as they came into the straight and his last 100m, run in 12.1 was too strong for the other two. Straub richly deserved his silver medal for making a great – if not world record-paced – race, as Ovett gave up in the last 10m. Coe's last 800m was a fine 1:49.2, while Ovett's defeat was his first loss over 1500m or Mile final for more than three years – a run of 41 victories.

### Los Angeles, 11 Aug 1984

1,	Sebastian Coe	GBR	3:32.53OR
2,	Steve Cram	GBR	3:33.40
3,	José Manuel Abascal	ESP	3:34.30
4,	Joseph Chesire	KEN	3:34.52
5,	Jim Spivey	USA	3:36.07
6,	Peter Wirz	SUI	3:36.97
7,	Andrés Vera	ESP	3:37.02
8,	Omer Khalifa	SUD	3:37.11

(Competitors: 59; Countries: 40; Finalists: 12)

Splits	400m	800m	1200m
Coe	59.0	1:56.9	2:53.3
Cram	59.2	1:57.3	2:53.6
Abascal	59.3	1:57.1	2:53.2
Cheshire	58.9	1:57.6	2:54.1
Spivey	59.4	1:57.7	2:54.3
Wirz	59.5	1:58.0	2:55.8

With Coe, Cram and Ovett, Britain was in the unique position of fielding the Olympic and World Champions and the World record holder – all different athletes. Coe was the least likely to make the team after serious illness in 1983 and defeat by Peter Elliott at the AAA Championships, but his form then picked up. Abascal was the fastest in both the heats (3:37.68) and semis (3:35.70). Cram won the slower semi-final in 3:36.30, and Khalifa's 3:36.76 in fifth in that race was the slowest qualifying time, leaving Uwe Becker (3:37.28) and Stefano Mei (3:37.96) out in the cold.

Khalifa led for the first lap in the final, just ahead of Chesire. Scott took over shortly after and led to 900m, when Abascal, a tempo runner without a big kick, took over and wound up the pace. At 1100m Abascal (2:39.1) led by 2m from Coe (2:39.3), with Cram (2:39.6) and Ovett (2:39.8) just behind. Ovett dropped out shortly after, succumbing to the breathing problems which had plagued him in Los Angeles. Cram attempted to pass Coe with 200m to go, but the reigning champion smoothly accelerated and surged past Abascal. Coe ran his last three 100m in 13.3, 13.0 and 12.9 to cross the line 7m clear before shaking his fist in triumph and shouting words which included "who says I'm finished now?" ... winning the race and silencing his critics in the British press.

### Seoul, 1 Oct 1988

				Last 300m
1,	Peter Rono	KEN	3:35.96	39.27
2,	Peter Elliott	GBR	3:36.15	39.33
3,	Jens-Peter Herold	GDR	3:36.21	39.13
4,	Steve Cram	GBR	3:36.24	39.19
5,	Steve Scott	USA	3:36.99	39.86
6,	Han Kulker	NED	3:37.08	39.79
7,	Kipkoech Cheruiyot	KEN	3:37.94	40.59
8,	Marcus O'Sullivan	IRL	3:38.39	41.04

(Competitors: 59; Countries: 46; Finalists: 12)

Splits	400m	800m	1200m
Rono	60.71	2:00.31	2:56.69
Elliott	59.86	2:00.39	2:56.82
Herold	60.20	2:00.70	2:57.08
Cram	59.86	2:00.61	2:57.05
Scott	60.08	2:00.97	2:57.13
Kulker	60.04	2:00.93	2:57.29
Cheruiyot	60.79	2:01.39	2:57.35
O'Sullivan	59.65	2:00.77	2:57.65

Sebastian Coe almost made his third successive team, but his form was not quite good enough, while Cram did gain a third Olympic selection, and became the only man in Olympic history to qualify for three finals in the event. World record holder Saïd Aouita did not start his semi-final, due to a hamstring injury. Rono was the fastest (3:37.65) in the heats, and followed Scott (3:38.20) with 3:38.29 in the marginally slower of the two semis, the other being won by Cheruiyot in 3:38.09 ahead of Cram and Elliott.

O'Sullivan led at 400m in the final in a cautious 59.7, and the pace slowed to 2:00.3 at 800m, with Rono taking over the lead at 700m. The pace picked up in the third lap with a 56.4 circuit, and the kickers – Cram, Elliott and Herold – gathered. To no avail, as Rono, reminiscent of Lasse Viren, refused to let anyone past throughout a last lap of 52.9 seconds. He won by one and a half metres from Elliott, with less than a metre separating second from fourth. All three medallists were called Peter.

**Barcelona, 8 Aug 1992**

1,	Fermín Cacho	ESP	3:40.12
2,	Rachid El Basir	MAR	3:40.62
3,	Mohamed Suleiman	QAT	3:40.69
4,	Joseph Chesire	KEN	3:41.12
5,	Jonah Birir	KEN	3:41.27
6,	Jens-Peter Herold	GER	3:41.53
7,	Noureddine Morceli	ALG	3:41.70
8,	Jim Spivey	USA	3:41.74

(Competitors: 51; Countries: 40; Finalists: 12)

<u>Splits</u>	<u>400m</u>	<u>800m</u>	<u>1200m</u>
Chesire	62.3	2:04.8	3:02.6

Twenty men ran quicker than 3:40 in the first round as only one heat saw a race slower than that level. Kibet was the fastest heat winner – 3:36.32, while Chesire won the slow race – 3:44.06. Morceli, the big favourite, won the first semi in 3:39.22 with a 53.0 last lap, while Suleiman won the other heat in a startling 3:34.77 – the fastest preliminary race ever – ahead of Cacho, 3:34.91. Again, no-one wanted to set the pace in the final, so Chesire found himself in the lead, and took the field though three laps, passing the bell in 2:49.7. Cacho was third, and Morceli, not fully recovered from an early season injury, buried in the pack. He didn't react when Cacho made his move. With 250m to go a gap opened on the inside and Cacho darted through it and was never headed. Leading Chesire by a metre off the final bend he eventually won by 4m despite looking round six times. His last lap was a scintillating 50.3

**Atlanta, 3 Aug 1996**

				<u>Last 300m</u>
1,	Noureddine Morceli	ALG	3:35.78	40.66
2,	Fermín Cacho	ESP	3:36.40	40.79
3,	Stephen Kipkorir	KEN	3:36.72	40.79
4,	Laban Rotich	KEN	3:37.39	39.50
5,	William Tanui	KEN	3:37.42	41.12
6,	Abdi Bile	SOM	3:38.03	42.09
7,	Marko Koers	NED	3:38.18	40.99
8,	Ali Hakimi	TUN	3:38.19	41.22

(Competitors: 57; Countries: 37; Finalists: 12)

<u>Splits</u>	<u>400m</u>	<u>800m</u>	<u>1200m</u>
Morceli	61.3	2:01.8	2:55.2
Cacho	61.2	2:01.7	2:56.5
Kipkorir		2:01.6	2:55.9
Rotich		2:02.2	2:57.9
Tanui		2:01.8	2:56.3
Bile		2:01.9	2:56.0
Koers		2:02.7	2:57.2
Hakimi		2:02.5	2:57.0

Rotich opened the event with the then fastest ever first round heat – 3:35.88, while Morceli won the slowest race in 3:41.95. Morceli quickened up in the semi-finals, winning the first race in 3:32.88, the fastest ever semi-final, ahead of Cacho (3:33.12), and leaving Kader Chekhémani (FRA) out of the final despite running 3:34.84. The world indoor champion El Guerrouj won the second semi-final in 3:35.29.

The final was again a dawdling affair, with laps of 61.0 and 60.0m. At 900m Morceli moved out of the pack mindful of his tactical errors in 1992, and took the lead. Cacho followed the Algerian, and was overtaken for second with 500m to go by El Guerrouj. As they approached the bell El Guerrouj's knee grazed Morceli's right foot and while Morceli stumbled, the Moroccan fell, causing havoc behind as runners leapt to avoid him. Meanwhile Morceli recovered and accelerated away, leading by 10m with 300m to go. Morceli retained 5m of that advantage from the reigning champion, with Kipkorir winning the battle of the Kenyans. El Guerrouj got up to finish last in 3:40.75

**Sydney, 29 Sep 2000**

1,	Noah Ngeny	KEN	3:32.07 <sup>OR</sup>
2,	Hicham El Guerrouj	MAR	3:32.32
3,	Bernard Lagat	KEN	3:32.44
4,	Mehdi Baala	FRA	3:34.14
5,	Kevin Sullivan	CAN	3:35.50
6,	Daniel Zegeye	ETH	3:36.78
7,	Andrés Díaz	ESP	3:37.27
8,	Juan Higuero	ESP	3:38.91

(Competitors: 41; Countries: 27; Finalists: 12)

<u>Splits</u>	<u>400m</u>	<u>800m</u>	<u>1200m</u>	<u>Last 200m</u>	<u>400m</u>
Ngeny	54.5	1:55.0	2:51.9	26.3	54.2
El Guerrouj	54.3	1:54.9	2:51.67	26.7	54.3
Lagat	54.7	1:55.1	2:52.0	26.5	54.3
Baala	55.2	1:55.2	2:52.1	28.1	55.7

Having fallen in Atlanta at the bell, El Guerrouj had lost just one race over 1500m/Mile in the intervening four years, and was expected to claim the gold medal he richly deserved. Ngeny (3:38.03) was the fastest heat winner, with reigning champion Morceli surprisingly returning from injury to record 3:38.41 behind the Kenyan. El Guerrouj won his heat in 3:38.57 and proceeded to win his semi-final in 3:37.60. Ngeny won the other race (3:39.29) with Morceli last after a collision.

Youssef Baba (MAR) set the pace in the final to help his team-mate, but after running 54.14, he slowed to 1:54.77, allowing the Kenyans and Baala to stay in touch. El Guerrouj then took the third lap lead, running 56.8. The previous year in a dominating win at the World Championships the Moroccan had run 54.4 in the third lap. Ngeny stayed behind El Guerrouj until the finishing straight, when he attacked, finally getting clear with 25m to go. Ngeny last 100m was 12.8, as compared with 13.1 for El Guerrouj, and 12.9 for Lagat.

Three days after his Olympic win, Ngeny's wife gave birth to a daughter who was named Marian Sydney Ngeny.

**Athens, 24 Aug 2004**

1,	Hicham El Guerrouj	MAR	3:34.18
2,	Bernard Lagat	KEN	3:34.30
3,	Rui Silva	POR	3:34.68
4,	Timothy Kiptanui	KEN	3:35.61
5,	Ivan Heshko	UKR	3:35.82
6,	Michael East	GBR	3:36.33
7,	Reyes Estévez	ESP	3:36.63
8,	Gert-Jan Liefers	NED	3:37.17

(Competitors: 38; Countries: 25; Finalists: 12)

<u>Splits</u>	<u>400m</u>	<u>800m</u>	<u>1200m</u>	<u>Last 200m</u>	<u>400m</u>
El Guerrouj	60.9	2:01.9	2:55.2	26.2	51.9
Lagat	60.7	2:02.1	2:55.4	26.1	51.9
Silva	61.4	2:03.2	2:56.2	25.9	51.3
Kiptanui	60.4	2:02.5	2:56.1	26.4	52.4
Geshko	60.8	2:02.2	2:55.5	27.4	53.2
East	61.2	2:02.5	2:56.7	26.4	52.8
Estévez	61.3	2:02.1	2:55.8	27.7	53.8
Liefers	60.9	2:02.3	2:56.4	27.4	53.9

Since Sydney, El Guerrouj had continued as the world's best but had slumped to eighth place in Rome on July 2, his first defeat in four years. Even though he attributed this loss to an attack of asthma, many felt that he might be destined never to win Olympic gold. The heats saw the elimination of the top American, Alan Webb and French star Mehdi Baala. El Guerrouj had impressively won his heat in 3:37.86, and a tactical semi-final in 3:40.87. The man who had beaten him two weeks before in Zurich, Lagat, eased through his races in 3:39.80 (despite losing a shoe) and 3:35.84.

No-one wanted to take the pace in the final, and 400m went by in 60.42 before the pace slowed. At 600m Estévez led with El Guerrouj moving to his shoulder. The Moroccan began his push with 800m to go, trailed by Lagat, Wondimu, the Ethiopian teenager, and Heshko. The pace in the penultimate lap was 14.4-13.5-13.7-13.2. El Guerrouj

cranked the pace up further, with splits of 12.9 and 12.8. By now, only Lagat was in tow, and Heshko was third with Silva beginning to close up. Lagat stayed on El Guerrouj's shoulder as the two battled over the last 200m, covered in 26.2. Lagat almost drew even with 40m to go, but then slipped back, as both men covered their last 100s in 13.1. Behind them Silva finished fastest of all, making up seven places in the last lap. The last 800 for the three men had taken 1:46.7 (El G and Lagat) and 1:46.3 (Silva). In his third final, El Guerrouj had finally triumphed.

### Beijing, 19 Aug 2008

1,	Asbel Kiprop	KEN	3:33.11
2,	Nick Willis	NZL	3:34.16
3,	Mehdi Baala	FRA	3:34.21
4,	Juan Carlos Higuero	ESP	3:34.44
5,	Abdelaati Iguider	MAR	3:34.66
6,	Juan van Deventer	RSA	3:34.77
7,	Belal Mansoor Ali	BRN	3:35.23
8,	Andy Baddeley	GBR	3:35.37

(Competitors: 48; Countries: 30; Finalists: 12)

Splits	400m	800m	1200m	Last 200m	400m
Kiprop	56.5	1:56.1	2:54.1	25.9	52.9
Willis	57.0	1:56.5	2:54.4	26.6	53.7
Baala	57.1	1:56.8	2:54.8	25.8	53.8
Higuero	57.2	1:57.0	2:54.4	26.3	53.9
Iguider	56.9	1:56.6	2:53.9	27.4	54.7
van Deventer	56.8	1:56.3	2:54.2	26.8	54.5
Ali	56.6	1:56.3	2:53.9	28.1	55.3
Baddeley	57.3	1:56.8	2:54.4	27.5	55.3
Ramzi	57.0	1:56.4	2:54.0	25.8	52.8

The heats saw wins by Baala (3:35.87), Kiprop (3:41.28) and van Deventer (3:36.32), before Augustine Choge (KEN) provided a substantially quicker pace in heat four. The race was won by the 2005 double World Champion Rashid Ramzi (BRN). It was his first 1500m of the year, but ominously he uncorked a penultimate 100m of 12.2 to clock 3:32.89, the fastest-ever time in a heat. Kiprop (3:37.04) and Ramzi (3:37.11) won slowly-paced semi-finals, with Sydney and Athens medallist Bernard Lagat the most notable non-qualifier, missing out by 0.03.

Kiprop set the pace in the final, passing 400 in 56.5, with Choge on his shoulder. The two Kenyans continued to lead, passing 800 in 1:56.06, and the bell in 2:40.2. If the intention had been to burn off Ramzi, it was clearly executed incorrectly. The 28 year-old Bahrainian swooped into the lead with 270m to go, and covered the last 300m in 38.9 (with his 14th stretch of 100m in 12.6), holding off the graceful Kiprop by just over a metre in 3:32.94. The Kenyan was quicker than Ramzi in the homestraight (13.1 to 13.2), but lost too much ground in the previous 100m.

Moroccan-born Ramzi became the first athlete from Bahrain ever to place in the top eight of an Olympic event, while Kiprop, at 19 years 50 days became the youngest ever medallist in this event. Willis won the battle for bronze, just holding off the fast-finishing Baala. Or so we thought, until in 2009 a re-test of Ramzi's doping sample revealed traces of CERA, a new generation of the endurance-enhancing hormone EPO. The Bahraini was disqualified, the others upgraded and Kiprop – who did not receive the gold medal until 2011 – became the youngest-ever 1500m champion.

### London, 7 Aug 2012

1,	Taufik Makhloufi	ALG	3:34.08
2,	Leonel Manzano	USA	3:34.79
3,	Abdelaati Iguider	MAR	3:35.13
4,	Matthew Centrowitz	USA	3:35.17
5,	Henrik Ingebrigtsen	NOR	3:35.43
6,	Mekonnen Gebremehdin	ETH	3:35.44
7,	Silas Kiplagat	KEN	3:36.19
8,	İlham Tanui Özbilen	TUR	3:36.72

(Competitors: 43; Countries: 30; Finalists: 12)

Splits	400m	800m	1200m	Last 200m	400m
Makhloufi	58.8	1:59.0	2:54.7	26.8	52.8
Manzano	59.1	1:59.4	2:55.5	26.3	52.8
Iguider	58.6	1:58.8	2:55.2	27.0	53.5
Centrowitz	58.6	1:58.8	2:55.2	26.5	53.3
Ingebrigtsen	59.2	1:59.1	2:55.6	26.4	53.2
Gebremehdin	59.3	1:59.6	2:55.0	27.6	53.8
Kiplagat	59.1	1:59.0	2:54.7	28.6	54.8
Özbilen	59.4	1:59.8	2:55.9	27.3	52.5

Asbel Kiprop was set to retain his title. He had set a personal best of 3:28.88 two weeks earlier, but then sustained a hamstring injury and ended up last in the final. Victory instead went to the unheralded Makhloufi, who was almost a non-starter. The Algerian won his heat and semi-final, but then turned out for an 800m heat the day before the 1500m final. He dropped out of that race and under IAAF rule 142.4 was duly disqualified from further events in London by the referee who considered that "he had not provided a bona fide effort". On appeal, which included medical reasons given for his violation (a knee problem), he was given clearance to compete in the 1500m final.

Ali (58.30) and Nixon Chepseba (1:58.63) set a moderate pace while everyone stayed in contention. A third lap of 56.09 upped the tempo, with Kiplagat leading at 1200m. The Algerian then showed no sign of a sore knee to bolt into the lead. Chepseba and Gebremehdin gave chase, but fell back as the Algerian flew clear with a 12.5 100m around the final bend, the fastest section of the race. Finishing quicker than anyone was Manzano, who passed eight men in the last lap to snatch the silver from Iguider, Morocco's only medallist in London. It was reported that Makhloufi's training regime had meant he had not seen his family for seven months prior to the Games.

#### MEN'S 1500 METRES

##### The Best on Points

16	James Lightbody USA	1904-1, 1906-1
	Sebastian Coe GBR	1980-1, 1984-1
15	Kip Keino KEN	1968-1, 1972-2
	Fermin Cacho ESP	1992-1, 1996-2
	Hicham El Guerrouj MAR	2000-2, 2004-1

##### Most Finals

3	Steve Cram GBR	1980-8, 1984-2, 1988-4
	Joseph Chesire KEN	1984-4, 1988-11, 1992-4
	El Guerrouj	1996-12, 2000-2, 2004-1

##### Most Appearances

5	Branko Zorko YUG/IOP/CRO	1988-9h1, 1992-7s1, 1996-9s1, 2000-12h1, 2004-10h3
4	Marcus O'Sullivan IRL	1984-9s2, 1988-8, 1992-8s2, 1996-6h4
3	25 men	

##### Placing Table

	G	S	B	4	5	6	7	8	M	Points
USA	3	7	4	6	5	5	3	5	14	173
GBR	5	6	3	4	6	5	1	4	14	165
KEN	4	2	2	5	2	-	2	-	8	95
GER	-	2	4	4	1	2	2	-	6	72
FRA	-	3	2	1	1	2	3	2	5	56
NZL	3	1	2	-	-	-	2	-	6	47
SWE	1	1	1	1	4	-	2	1	3	47
ESP	1	1	1	1	-	-	3	1	3	33
MAR	1	2	1	-	1	-	-	-	4	32
FIN	3	-	1	-	-	-	-	1	4	31
AUS	2	-	1	1	-	-	-	1	3	28
TCH (CZE)	-	1	-	2	-	2	-	2	1	25
CAN	-	-	1	1	2	1	-	-	1	22
ITA	1	-	1	-	1	-	1	-	2	20
ALG	2	-	-	-	-	-	1	-	2	18
IRL	1	-	-	1	-	-	-	1	1	14
SUI	-	1	-	-	-	2	-	-	1	13
HUN	-	-	1	1	-	-	1	-	1	13
NED	-	-	1	-	-	1	1	1	1	12
BEL	-	1	-	-	-	1	-	-	1	10
GRE	-	-	-	-	1	1	1	1	0	10
LUX	1	-	-	-	-	-	-	-	1	8
POR	-	-	1	-	-	-	-	-	1	6
QAT	-	-	1	-	-	-	-	-	1	6
ETH	-	-	-	-	-	2	-	-	0	6
DEN	-	-	-	-	1	-	-	1	0	5
POL	-	-	-	-	-	1	1	-	0	5

Men's 1500 Metres, continued										
Placing Table										
	<u>G</u>	<u>S</u>	<u>B</u>	<u>4</u>	<u>5</u>	<u>6</u>	<u>7</u>	<u>8</u>	<u>M</u>	<u>Points</u>
NOR	-	-	-	-	1	-	-	-	0	4
ROU	-	-	-	-	1	-	-	-	0	4
UKR	-	-	-	-	1	-	-	-	0	4
AUT	-	-	-	-	-	1	-	-	0	3
RSA	-	-	-	-	-	1	-	-	0	3
SOM	-	-	-	-	-	1	-	-	0	3
BRN	-	-	-	-	-	-	1	-	0	2
SUD	-	-	-	-	-	-	-	1	0	1
TUN	-	-	-	-	-	-	-	1	0	1
TUR	-	-	-	-	-	-	-	1	0	1
URS (UKR)	-	-	-	-	-	-	-	1	0	1
<b>Totals</b>	<b>28</b>	<b>28</b>	<b>28</b>	<b>28</b>	<b>28</b>	<b>28</b>	<b>25</b>	<b>25</b>	<b>84</b>	<b>999</b>
Breakdown of GBR placings:										
GBR	5	5	3	4	5	5	1	4	13	154
IRL	-	1	-	-	1	-	-	-	1	11
<b>Totals</b>	<b>5</b>	<b>6</b>	<b>3</b>	<b>4</b>	<b>6</b>	<b>5</b>	<b>1</b>	<b>4</b>	<b>14</b>	<b>165</b>
Breakdown of GER placings:										
GER	-	1	1	2	1	2	1	-	2	35
FRG	-	-	2	1	-	-	1	-	2	19
GDR	-	1	1	1	-	-	-	-	2	18
<b>Totals</b>	<b>-</b>	<b>2</b>	<b>4</b>	<b>4</b>	<b>1</b>	<b>2</b>	<b>2</b>	<b>-</b>	<b>6</b>	<b>72</b>

## 5000 Metres

Athens 1896 to London 1908: Not held. A 5000m team race was held in 1900, see discontinued events

### Stockholm, 10 Jul 1912

1,	Hannes Kolehmainen	FIN	14:36.6WR
2,	Jean Bouin	FRA	14:36.7
3,	George Hutson	GBR	15:07.6
4,	George Bonhag	USA	15:09.8
5,	Tell Berna	USA	15:10.0
6,	Mauritz Karlsson	SWE	15:18.6
7,	Henry Scott	USA	
8,	Alex Decoteau	CAN	

(Competitors: 31; Countries: 10; Finalists: 11)

Kolehmainen had run three races in three days prior to the 5000m final – a heat and final over 10,000m, and a 5000m heat in 15:34.6. Bouin had run 15:05.0 in his heat – less than four seconds slower than the best on record for the event. Kolehmainen went to the front from the gun, and with a brief interruption from Bonhag, led to 1500m. Bouin then took over and with Kolehmainen lurking on his shoulder, drew away from the rest of the field. French journalists timed the leaders in 4:17 at 1500m, 5:47 (2000m), 7:17 (2500m), 8:46 (3000m) and an unofficial world's best of 14:07.2 at 3 miles, more than 10 seconds faster than Alfred Shrubbs's world record of 14:17.6. Bouin was never more than 4m ahead of the Finn, who closed from 2m back on the last bend, to finally overtake the valiant Frenchman with 20m to go, winning by barely half a metre. The time of 14:36.6 was not only the first mark under 15 minutes over 5000m, but the inaugural accepted world record.

### Antwerp, 17 Aug 1920

1,	Joseph Guillemot	FRA	14:55.6
2,	Paavo Nurmi	FIN	15:00.0
3,	Eric Backman	SWE	15:13.0e
4,	Teodor Koskenniemi	FIN	15:17.0e
5,	Joe Blewitt	GBR	15:19.0e
6,	William Seagrove	GBR	15:21.0e
7,	Carlo Speroni	ITA	
8,	Alfred Nichols	GBR	

(Competitors: 38; Countries: 16; Finalists: 16)

Rudolf Falk (SWE), who would finish 11th in the final, was the fastest heat winner in 15:17.8, with Blewitt running 15:19.8 as the next fastest winner. Nurmi ran 15:33 in the third heat behind Speroni (15:27.6), while Guillemot won the final heat, also in 15:33.0.

The final started at 15:15 in the presence of King Albert I. Nurmi took the lead after 1000m, and led until the last lap, passing 3000m in 8:43 on the way. Guillemot stayed close behind Nurmi, confident in his ability to outprint the Finn, and cut loose with 200m to go, as Nurmi turned to see where the Frenchman was placed. Guillemot left Nurmi 25m behind, and noted later that "I was carried in triumph by the Finns on their shoulders." The Frenchman was remarkable for two things – his heart was on the right hand side of his body, and he was an habitual cigarette smoker.

### Paris, 10 Jul 1924

1,	Paavo Nurmi	FIN	14:31.2OR
2,	Ville Ritola	FIN	14:31.4
3,	Edvin Wide	SWE	15:01.8
4,	John Romig	USA	15:12.3e
5,	Eino Seppälä	FIN	15:18.3e
6,	Charles Clibbon	GBR	15:28.9e
7,	Lucien Dolquès	FRA	15:33.0e
8,	Axel Eriksson	SWE	15:38.0e

(Competitors: 38; Countries: 21; Finalists: 12)

The heats were won by Eino Rastas (FIN) 15:22.2, Nurmi 15:28.6 and Romig 15:14.6, but the question was whether Nurmi could double up and win his second gold medal of the afternoon, 42 minutes after the 1500m. Wide set a stiff pace, passing 500m in 1:19.6 and 1000m in 2:46.4, before slowing to 5:43.6 at 2000m. Ritola was the only one initially to follow Wide's pace, but by 2000m Nurmi had caught up. At halfway the time was 7:14, with a gap to Dolques and Seppälä of 15 seconds. Ritola led at 3000 in 8:42.6, and Wide began to fall back. The gap was five seconds at 3500m and 14 seconds with a kilometre to go, reached in 11:38.8 by Nurmi. Nurmi's last 500m lap was covered in 1:24.2 with the final 400m in 66.4, and he repulsed Ritola's attack in the home straight with ease, despite the official margin of 0.2 seconds. Wide was an isolated third, while Romig finished fast to win a tough battle with Seppälä for fourth. The excellent Finnish book "Olympialaiset" gives 15:29.8 for Dolques. All told Nurmi had seven races in six days in Paris, winning all of them and dominating the '24 Games in a way that no-one has ever fully matched.

### Amsterdam, 3 Aug 1928

1,	Ville Ritola	FIN	14:38.0
2,	Paavo Nurmi	FIN	14:41.0e
3,	Edvin Wide	SWE	14:41.2e
4,	Leo Lermond	USA	14:50.0e
5,	Ragnar Magnusson	SWE	14:59.6e
6,	Armas Kinnunen	FIN	15:02.0e
7,	Staņislavs Petkevičs	LAT	
8,	Herbert Johnston	GBR	

(Competitors: 36; Countries: 17; Finalists: 12)

First place times in the three heats ranged from 15:02.6 to 15:07.4, Lermond being the fastest winner. Four Finns qualified for the final, but Eino Purje, bronze medallist in the 1500m the day before, was never a factor due to a knee injury. Nurmi led through two laps in 2:20.0, and 1500m in 4:17.0. After reaching 2000m in 5:46.5, Nurmi was passed by Ritola. Reportedly, Nurmi was suffering hip pains after falling in the water jump during the steeplechase heats two days earlier. In touch with the two Finns at 3000m, reached in 8:43.0, were Macauley Smith (USA), Wide and Lermond, with Kinnunen and Magnusson beginning to struggle to keep pace. Smith dropped back shortly after, eventually finishing 10th, while Ritola and Nurmi pulled away from Wide with 600m to go. Ritola ran away from Nurmi on the

last bend and won by 15m, with Nurmi powerless to counteract his great rival's finish.

The unusually fatigued Nurmi looked round half a dozen times in the finishing straight to ensure that he could stay ahead of Wide.

### Los Angeles, 5 Aug 1932

				<u>Electrics</u>
1,	Lauri Lehtinen	FIN	14:30.0OR	(14:29.91)
2,	Ralph Hill	USA	14:30.0	(14:29.98)
3,	Lauri Virtanen	FIN	14:44.0	
4,	John Savidan	NZL	14:49.6	
5,	Jean-Gunnar Lindgren	SWE	14:54.7	
6,	Max Syring	GER	14:59.0	
7,	Alec Burns	GBR	15:04.4e	
8,	Daniel Dean	USA	15:08.5e	

(Competitors: 18; Countries: 11; Finalists: 14)

Hill won the first heat in 14:59.6, just ahead of Lehtinen (14:59.8), a result which would seem ironic three days later. Burns took the slower heat in 15:25.8 by 8m from Paul Rekers (USA) 15:27.0. Virtanen and Lehtinen set the pace in the final. Lehtinen ran a formidable 63 for the first lap, with Virtanen passing 800m in 2:12 and 1000m in 2:47.5, while Lehtinen led at 1500m in 4:15, with the field following in single file. Virtanen passed 2000m (5:45) with Savidan, Syring, Lindgren and Hill the closest pursuers. Halfway was reached in 7:14, and Virtanen led at 3000m in 8:39. Lehtinen, the world record holder, then took over, passing 4000m in 11:36, with Virtanen dropping back shortly after.

Hill stayed in contact, and at the bell (13:20.8) was just behind Lehtinen. Coming into the finishing straight Hill moved up to overtake the Finn on the outside, but Lehtinen veered out, and Hill then moved to the inside, but Lehtinen moved across and the two crossed the line with Hill hemmed in and 30cm behind. The crowd booed heartily, until the announcer Bill Henry, stated with dignity "Ladies and gentlemen, please remember these people are our guests." The following day Lehtinen made amends with the crowd by trying to pull Hill up onto the top place on the victory podium and then pinning a small Finnish flag on Hill's shirt. Hill himself said "Lehtinen did get in my way, but I think he still had [enough] reserves left that he would have won in any case", and film of the race seems to confirm this view.

### Berlin, 7 Aug 1936

1,	Gunnar Höckert	FIN	14:22.2OR
2,	Lauri Lehtinen	FIN	14:25.8
3,	Henry Jonsson (Kälarne)	SWE	14:29.0
4,	Kohei Murakoso	JPN	14:30.0
5,	Józef Noji	POL	14:33.4
6,	Ilmari Salminen	FIN	14:39.8
7,	Umberto Cerati	ITA	14:44.4
8,	Louis Zamperini	USA	14:46.8

(Competitors: 41; Countries: 23; Finalists: 15)

Höckert and Salminen, who had finished 1-2 in the Finnish trials with 14:30.8, were favourites, along with reigning champion Lehtinen (14:31.9 three weeks before the Games). Jonsson was the fastest in the heats with 14:54.0 ahead of Murakoso (14:56.0). Murakoso was the principal pacemaker, passing 1000m in 2:49, before slowing to 5:46 at 2000m – with a brief interruption by Don Lash (USA), and the occasional foray by Salminen and Lehtinen.

Murakoso passed 3000m in 8:40 and was overtaken by Höckert shortly before the 4000m point, reached in 11:37.6 with just his countrymen, plus Murakoso and Jonsson for company. Salminen fell with two laps to go and Höckert made a break. Only Lehtinen was able to react, but had to give way with 300m to go. The youngest (26) of the three Finns won easily, looking capable of running under 14:20 if necessary, and Lehtinen was a solid second, with Jonsson beating Murakoso for third.

### London, 2 Aug 1948

1,	Gaston Reiff	BEL	14:17.6OR
2,	Emil Zátopek CZE	TCH	14:17.8
3,	Willem Slijkhuis	NED	14:26.8
4,	Erik Ahldén	SWE	14:28.6
5,	Bertil Albertsson	SWE	14:39.0
6,	Curtis Stone	USA	14:39.4
7,	Väinö Koskela	FIN	14:41.0e
8,	Väinö Mäkelä	FIN	14:43.0e

(Competitors: 33; Countries: 20; Finalists: 12)

		<u>Differential</u>
Reiff		0.00
Zátopek		0.26 behind

Zátopek (14:10.0), Ahldén (14:13.2) and Reiff (14:14.2) were the only men to have run quicker than 14:20 in 1948. Ahldén duly won the quickest heat in 14:34.2 ahead of Zátopek, while Slijkhuis (15:06.8) and Nyberg (14:58.2) – the '46 European silver and bronze medallists – won the other heats.

Zátopek took the lead from the gun in the final, running through puddles to 3000m in 8:33 (after kilometre splits of 2:48 and 5:38). At this point only Reiff, Ahldén and Slijkhuis were in touch, but the situation changed in the ninth lap as Reiff took the lead, and opened up a gap of 5m at 4000m (11:25), which widened to 30m with a lap to go. With 300m remaining Zátopek bolted after Reiff, quickly passing Slijkhuis, and narrowed the gap rapidly. Reiff looked back with 30m to go as the Czech closed in, and desperately quickened his pace, just reaching the tape ahead of Zátopek after a last lap in 69.6. "The finishing straight was the hardest of my sporting career," Reiff later said; it was also the first ever gold medal in athletics for Belgium.

### Helsinki, 24 Jul 1952

				<u>Electrics</u>
1,	Emil Zátopek CZE	TCH	14:06.6OR	(14:06.72)
2,	Alain Mimoun	FRA	14:07.4	(14:07.58)
3,	Herbert Schade	GER/FRG	14:08.6	(14:08.80)
4,	Gordon Pirie	GBR	14:18.0	(14:18.31)
5,	Chris Chataway	GBR	14:18.0	(14:18.38)
6,	Les Perry	AUS	14:23.6	(14:23.16)
7,	Ernö Béres	HUN	14:24.8	
8,	Åke Andersson	SWE	14:26.0	

(Competitors: 45; Countries: 24; Finalists: 15)

Schade set an Olympic record of 14:15.4 in the second heat, after Mimoun won the first in 14:19.0. Zátopek finished third in 14:26.0 in the final heat, won by Aleksandr Anufriyev (URS – 14:23.8), with the Czech adding to his popularity with the crowd by chatting with the other qualifiers making it clear that they should not exert themselves too much.

Chataway led for the first lap (65.8) in the final, and then Schade went to the front, passing 1000m in 2:47 and 2000m in 5:37.4, and leading through 3000m in 8:30.4 and 4000m in 11:24.8 with Zátopek interposing himself at the front during the sixth and ninth laps. At this point Reiff, Pirie, Chataway and Mimoun were in the leading pack, but Reiff then dropped out. As the pace increased Pirie had to give way. Zátopek led at the bell, but shortly afterwards Chataway went to the front, with Schade and Mimoun in hot pursuit. Zátopek responded by sprinting like a maniac, passing his rivals on the outside halfway round the final curve, with the drama heightened further by Chataway falling on the curb at the same instant. Zátopek won by 5m with the fastest last lap of his career – 57.9, from his great rival and friend Mimoun, with Schade third. Chataway picked himself up and finished in fifth place, caught by Pirie on the line.



**Melbourne, 28 Nov 1956**

				<u>Electrics</u>
1,	Vladimir Kuts	RUS	URS	13:39.6OR (13:39.86)
2,	Gordon Pirie	GBR	GBR	13:50.6 (13:50.78)
3,	Derek Ibbotson	GBR	GBR	13:54.4 (13:54.60)
4,	Miklós Szabó	HUN	HUN	14:03.4 (14:03.38)
5,	Albie Thomas	AUS	AUS	14:04.6 (14:05.03)
6,	László Tábori	HUN	HUN	14:09.8 (14:09.99)
7,	Nyandika Maiyoro	KEN	KEN	14:19.0 (14:18.99)
8,	Thyge Thøgersen	DEN	DEN	14:21.0 (14:21.81)

(Competitors: 23; Countries: 13; Finalists: 14)

The heats saw three wins for English speaking athletes – Pirie 14:25.69, Al Lawrence (AUS) 14:14.67, and Thomas 14:14.41. Kuts, the Ukrainian-born Russian, showed his cards immediately in the final. He rushed through 200m in 30.6, 400m in 62.2, continuing on to kilometre splits of 2:40.1, 5:26.2 and 8:11.2. By this time only the three Britons were in contact, with a 40m gap to Thomas. Chataway fell back in the ninth lap, a victim of stomach cramps, and Kuts scoured through 4000m in 10:57.4 with a 10m lead over Ibbotson and Pirie. By the bell he was 45m ahead and a last lap of 62.2 brought him home 65m clear of Pirie, who at last won an Olympic medal. Kuts's winning margin was nearly three times the previous largest victory (Guillemot – 4.6 seconds in 1920), and remains as the most dominant piece of 5000m running in Olympic history.

**Rome, 2 Sep 1960**

				<u>Electrics</u>
1,	Murray Halberg	NZL	NZL	13:43.4 (13:43.76)
2,	Hans Grodotzki	GER/GDR	GER/GDR	13:44.6 (13:45.01)
3,	Kazimierz Zimny	POL	POL	13:44.8 (13:45.09)
4,	Friedrich Janke	GER/GDR	GER/GDR	13:46.8 (13:47.14)
5,	Dave Power	AUS	AUS	13:51.8 (13:52.38)
6,	Nyandika Maiyoro	KEN	KEN	13:52.8 (13:53.25)
7,	Michel Bernard	FRA	FRA	14:04.2 (14:04.68)
8,	Horst Flosbach	GER/FRG	GER/FRG	14:06.6 (14:07.03)

(Competitors: 48; Countries: 31; Finalists: 12)

Heat winners Grodotzki (14:01.2), Flosbach (14:08.4) and Janke (14:04.4) showed that the Germans were ready for Rome – in comparison the highly regarded British trio of Pirie, Tulloh and Salvat all failed to qualify. The remaining heat was won by Power (14:03.0).

Zimny was the leader through the first eight laps of the final, with Thomas making brief forays into the lead. The race, which started quickly, soon slowed, with kilometre splits of 2:41.1, 5:28.2 and 8:19.3. Dave Power then took over, and passed 3600m in 10:00.6. Unexpectedly, Halberg then struck, and none of the others believed the break was serious. After the gap reached 12m, Grodotzki tried to reduce the margin, but instead it kept widening – to nearly 20m after a lap covered in 61.1, with Halberg's 4000m split being 11:01.7. Halberg, a dramatic figure clad in the black of New Zealand and with a partially withered left arm from a rugby accident, maintained the lead for another lap (64.1), but it then shrunk by 5m in the next 200, with the leader's time at the bell being 12:39.7. Halberg held on with a last lap of 64.1 while Grodotzki ran 62.9 to edge Zimny, the fastest finisher, by less than a metre.

**Tokyo, 18 Oct 1964**

1,	Bob Schul	USA	USA	13:48.8
2,	Harald Norpoth	GER/FRG	GER/FRG	13:49.6
3,	Bill Dellinger	USA	USA	13:49.8
4,	Michel Jazy	FRA	FRA	13:49.8
5,	Kip Keino	KEN	KEN	13:50.4
6,	Bill Baillie	NZL	NZL	13:51.0

7,	Nikolay Dutov	RUS	URS	13:53.8
8,	Thor Helland	NOR	NOR	13:57.0

(Competitors: 48; Countries: 29; Finalists: 12)

For the first time since 1948, the final was run in a heavy storm. The pace was jerky, with Ron Clarke trying to disrupt the others. After kilometres of 2:50.2 and 2:49.2, Clarke kicked in a 62.5 lap opening up a gap, and then wasted the lead with a 70.6 lap. Clarke passed 3000m in 8:22.2 and 4000m in 11:15.8, with only Mike Wiggs (GBR), who had won his heat in 13:51.0, tailing off the pace. Dellinger moved past Clarke with 600m to go, and then Jazy sped past just after the bell, and built up a 10m lead on the backstraight. Schul then started to sprint and zipped past the Frenchman off the final curve and won by 6m after a last lap of 54.8 (last 300 in 38.7). Jazy was edged out of a medal spot by veteran Dellinger, while Clarke finished ninth in 13:58.0, nearly 10 seconds slower than his heat time (13:48.4).

**Mexico City, 17 Oct 1968**

				<u>Electrics</u>
1,	Mohamed Gammoudi	TUN	TUN	14:05.0 (14:05.01)
2,	Kip Keino	KEN	KEN	14:05.2 (14:05.16)
3,	Naftali Temu	KEN	KEN	14:06.4 (14:06.41)
4,	Juan Martínez	MEX	MEX	14:10.8 (14:10.76)
5,	Ron Clarke	AUS	AUS	14:12.4 (14:12.45)
6,	Wohib Masresha	ETH	ETH	14:17.6 (14:17.70)
7,	Nikolay Sviridov	RUS	URS	14:18.4 (14:18.40)
8,	Fikru Deguefu	ETH	ETH	14:19.0 (14:18.98)

(Competitors: 38; Countries: 25; Finalists: 13)

The altitude had its effect in the heats with Jean Wadoux (FRA) the only man to break 14:20 (14:19.8). Gammoudi led for the first lap (72.0) and was succeeded by Clarke, who took the field through 1000m in 2:53.6, then 2000m in 5:44.0. Keino, the favourite, then led for 600m slowing the pace, with Sviridov leading past 3000m (8:38.8) until 3800m, where Clarke took over until 4000m (11:30.8). By then Norpoth, silver medallist in Tokyo, had dropped out with stomach problems. Gammoudi went to the front just after 4000m, and held the lead from then on, with his last three 200m segments increasingly quicker: 32.2, 28.0 and 26.8. Both Temu and then Keino tried to pass, but were repulsed every time by the Tunisian lowlander. Gammoudi had started running in 1959 and won the Mediterranean Games 5000m & 10,000m titles in 1963 before graduating to the world stage in Tokyo; he remains the only Tunisian ever to have won an Olympic athletics medal.

**Munich, 10 Sep 1972**

1,	Lasse Viren	FIN	FIN	13:26.42OR
2,	Mohamed Gammoudi	TUN	TUN	13:27.33
3,	Ian Stewart	GBR	GBR	13:27.61
4,	Steve Prefontaine	USA	USA	13:28.25
5,	Emiel Puttemans	BEL	BEL	13:30.82
6,	Harald Norpoth	FRG	FRG	13:32.58
7,	Per Halle	NOR	NOR	13:34.38
8,	Nikolay Sviridov	RUS	URS	13:39.31

(Competitors: 61; Countries: 35; Finalists: 13)

Puttemans, the last to finish in the Mexico final, was the fastest heat winner with an Olympic record 13:31.8. No-one wanted the lead in the final, as a 69.6 opening lap showed. Sviridov picked up the pace, but it was still slow to 3000m; 2:46.4, 5:32.6 and 8:20.2. At 3400m, Prefontaine took over and the race was on. Laps of 62.8, 61.0 and 60.4 lost all but Gammoudi and Viren, with the Finn taking over just before the bell, while Puttemans and Stewart were struggling to maintain contact. Viren held off Gammoudi down the back straight and was 7m

clear by the finish. Behind him Stewart finished powerfully to pass the stumbling Prefontaine 20m from the finish and just failed to catch Gammoudi. Viren's last 400m was covered in 56.0, and his last 2km in 5:06.0, faster than the Finnish record for the event.

### Montreal, 30 Jul 1976

1,	Lasse Viren	FIN	13:24.76
2,	Dick Quax	NZL	13:25.16
3,	Klaus Hildenbrand	FRG	13:25.38
4,	Rod Dixon	NZL	13:25.50
5,	Brendan Foster	GBR	13:26.19
6,	Willy Polleunis	BEL	13:26.99
7,	Ian Stewart	GBR	13:27.65
8,	Aniceto Simoes	POR	13:29.38

(Competitors: 36; Countries: 23; Finalists: 14)

Foster set an Olympic record of 13:20.34 in the final heat, where Lasse Orimus (FIN) ran a fine 13:23.43 in seventh place – seven seconds faster than the winner of the next fastest heat – but didn't make the final.

Foster ran 2:41.5 and 5:26.5 for the first two kilometres in the final, and Viren then moved to the front and slowed up the pace. Quax led at 3000m (8:15.5). After a further 800m, Viren took over with laps of 62.9 and 63.0 with a pack of seven following him through the bell. With much faster finishers like Quax and Dixon trailing the Finn, it seemed incomprehensible that Viren could hold off the field, but he did, with a last lap of 55.4. Viren became the only man ever to win a double-double, the 5000m & 10,000m golds in successive Olympics. The New Zealanders both made statements afterwards to the effect that Viren had won because of "blood doping", Viren's enigmatic response to such statements was "how can you confirm that?"

### Moscow, 1 Aug 1980

1,	Miruts Yifter	ETH	13:20.91
2,	Suleiman Nyambui	TAN	13:21.60
3,	Kaarlo Maaninka	FIN	13:22.00
4,	Eamonn Coghlan	IRL	13:22.74
5,	Markus Ryffel	SUI	13:23.03
6,	Dietmar Millonig	AUT	13:23.25
7,	John Treacy	IRL	13:23.62
8,	Aleksandr Fedotkin	URS	13:24.10

(Competitors: 35; Countries: 22; Finalists: 12)

Despite there being fewer athletes than in 1976, an extra round was run. The three heats were won in the 13:42-45 range, and the semis were taken by Ethiopians Yohannes Mohammed (13:39.40) and Mohammed Kedir (13:28.54). Of possible medal winners, only Thomas Wessinghage (FRG) and Wilson Waigwa (KEN) were missing because of the boycott, and 1978 European medallists Martti Vainio (FIN, 10,000m), Aleksandr Fedotkin (URS, 5000m) and Dave Moorcroft (GBR, 1500m) all failed to qualify.

Treacy led the finalists through 1000m (2:38.4), with Yifter, then Kedir taking over, the latter passing 2000m in 5:22.9 and 3000m in 8:08.1. Other than a brief interruption by Maaninka at 4000m (10:51.1) the Ethiopians took turns to lead, "running a team race until the last lap", as Yifter later said. Coghlan made the first break with 300m to go, but looked to his right and was passed on the inside by Yifter with 250m remaining. Yifter, whose age was thought to be 36 at the time of the '80 Olympics, was uncatchable, and he streaked home with a last lap of 54.9 (last 200 in 27.2) to win by 6m from Nyambui, Maaninka passed Coghlan in the home straight. For the second successive Games (in 1976 it was at 1500m), the Irishman finished the race in fourth place.

### Los Angeles, 11 Aug 1984

1,	Saïd Aouita	MAR	13:05.59 <sup>OR</sup>
2,	Markus Ryffel	SUI	13:07.54
3,	Antonio Leitão	POR	13:09.20
4,	Tim Hutchings	GBR	13:11.50
5,	Paul Kipkoech	KEN	13:14.40
6,	Charles Cheruiyot	KEN	13:18.41
7,	Doug Padilla	USA	13:23.56
8,	John Walker	NZL	13:24.46

(Competitors: 56; Countries: 40; Finalists: 14)

Fastest in the two preliminary rounds was Aouita, the favourite, who coasted through a semi-final win in 13:28.39, ahead of world record holder Moorcroft (13:28.44) and converted 1500m champion John Walker (13:28.48). Ezequiel Canario (POR) led through 1000m in 2:37.3, with Leitão taking over as part of a team plan.

In the final, Leitão led through kilometre splits of 5:17.8, 7:59.3 and 10:38.8. Only Aouita, Ryffel, Hutchings and the two Kenyans were still in contention. Leitão's penultimate lap of 60.1 lost all but Aouita and Ryffel, and the Moroccan went past with 250m left, and got clear of Ryffel on the final curve, running his last 400m in 55.0, and his last mile in 4:03.9. Aouita's time was the third-fastest ever run.

### Seoul, 1 Oct 1988

1,	John Ngugi	KEN	13:11.70
2,	Dieter Baumann	FRG	13:15.52
3,	Hansjörg Kunze	GDR	13:15.73
4,	Domingos Castro	POR	13:16.09
5,	Sydney Maree	USA	13:23.69
6,	Jack Buckner	GBR	13:23.85
7,	Stefano Mei	ITA	13:26.17
8,	Evgeni Ignatov	BUL	13:26.41

(Competitors: 56; Countries: 39; Finalists: 15)

The semi-finals were won by Castro (13:22.44) and Mei (13:24.20) in tight finishes which saw Italy's excellent Salvatore Antibo eliminated despite clocking 13:25.64. Among the also-rans were the two Eamonnns, Martin (GBR) and '83 World Champion Coghlan.

Ngugi broke open the final in the third lap going from last to first after 950m, and running his lap from the kilometre mark (2:42.8) in 58.2 to take a 30m lead. By 2000m the Kenyan led by 50m after a second kilometre in 2:32.2. Ngugi still had a 30m lead four-fifths of the way through the race after kilometres of 2:41.1 and 2:40.1. Castro was in second 20m ahead of the pack, but exhausted himself trying to catch Ngugi, with the result that Baumann and Kunze, the biggest finishers in the race, caught him in the last 40m, leaving the courageous Portuguese runner in tears. Ahead of this drama Ngugi had finished a trouble-free last lap in 60.3 to take the gold.

### Barcelona, 8 Aug 1992

1,	Dieter Baumann	GER	13:12.52
2,	Paul Bitok	KEN	13:12.71
3,	Fita Bayissa	ETH	13:13.03
4,	Brahim Boutayeb	MAR	13:13.27
5,	Yobes Ondieki	KEN	13:17.50
6,	Worku Bikila	ETH	13:23.52
7,	Rob Denmark	GBR	13:27.76
8,	Abel Antón	ESP	13:27.80

(Competitors: 56; Countries: 41; Finalists: 16)

For the first time since 1976 there was only one round before the final, with Baumann the fastest heat winner in 13:20.82. Baumann was considered the man with the best finish, and the Kenyans set out to deprive him of his strength in the final.

After 400m in 64.1, Dominic Kirui (KEN) put in laps of 61.2, 62.6 (2:36.4 at 1000m) and 63.2 but slowed up to 65.4, realising that the majority of the field was still with him. By 3000m there were six men 25m clear – Ondieki, a surging type without a big finish, four other Africans and Baumann. Laps of only 65.7, 66.2, 65.7 and 65.2 served to lose only Bikila, and at the bell Bitok and Bayissa led with Baumann third. In the back straight the German was boxed in with Ondieki ahead of him and Boutayeb outside. Bitok, Bayissa and Boutayeb accelerated sharply with just under 200m to go and Baumann shot past Ondieki. In fourth place with 80m to go, Baumann moved past Bayissa on the inside as the Ethiopian strayed into lane 2 and then the German weaved to the outside and sped by Bitok to win. He ran the last lap of 56.1, and, more impressively, the final 200m in 24.9.

### Atlanta, 3 Aug 1996

1,	Vénuste Niyongabo	BDI	13:07.96
2,	Paul Bitok	KEN	13:08.16
3,	Khalid Boulami	MAR	13:08.37
4,	Dieter Baumann	GER	13:08.81
5,	Tom Nyariki	KEN	13:12.29
6,	Bob Kennedy	USA	13:12.35
7,	Enrique Molina	ESP	13:12.91
8,	Brahim Lahlafi	MAR	13:13.26

(Competitors: 37; Countries: 22; Finalists: 15)

The first round eliminated just eight athletes in three heats with winning times which ranged from 13:50.61 to 14:02.71. The semi-finals were won by Kenyans Shem Kororia in 13:27.50 and Tom Nyariki in a slow 14:03.21, a time beaten by 14 of the 15 runners in the first semi-final.

The finalists included Baumann and Bitok, the big finishers in 1992, and Niyongabo, who had a 3:30.09 time for 1500m to his credit. Despite this, no-one was willing to take on the pace at the start, with 69.0 sufficing for the lead for the first lap. Kororia and Nyariki took over the pacemaking duties, the former passing through the first three kilometres in 2:45.4, 5:20.7 and 8:00.1, and the latter leading at 4000m in 10:40.5. Kennedy, a strong runner with no big kick, took over with two laps to go and led until 500m remained, at which point Niyongabo moved to the front, and passed the bell in 12:13.1 after a 60.0 lap. The miler from Burundi went 10m clear along the final back straight, but had slightly mistimed his kick. With 130m to go his lead began to shrink, and Bitok started to close in. Behind him Boulami was gaining on the Kenyan, and in a concertina effect Baumann was finishing fastest of all. The Burundian got home one and a half metres ahead of Bitok, with Boulami a similar distance behind. Baumann slowed up in the last 40m when he realised a medal was out of range. Niyongabo was the first ever Olympic medal winner from Burundi.

### Sydney, 30 Sep 2000

1,	Million Wolde	ETH	13:35.49
2,	Ali Saïdi-Sief	ALG	13:36.20
3,	Brahim Lahlafi	MAR	13:36.47
4,	Fita Bayissa	ETH	13:37.03
5,	David Chelule	KEN	13:37.13
6,	Dagne Alemu	ETH	13:37.17
7,	Sergiy Lebid	UKR	13:37.80
8,	Jirka Arndt	GER	13:38.57

(Competitors: 36; Countries: 24; Finalists: 15)

Fourteen of the 15 qualifiers ran quicker than 13:30 in the heats, with Lahlafi the fastest at 13:22.70. The final saw Alemu take the lead, with Arndt bursting ahead of the field after 200m. No-one followed, although Arndt's pace (2:45.36 at 1000m) was nothing special. The field caught Arndt at 1600m, and continued to dawdle until 2800m, with Alemu again in front at 2000m (5:39.54). Lahlafi then ran 28.5 for the next 200m, passing 3000m in a sedate 8:21.79. Wolde threw in a lap of 62.1, but the leaders again let the pace lapse, with race favourite

Saïdi Sief (a 3:30 man over 1500) taking the lead without imposing himself. Lahlafi briefly held the lead at 4000m (11:09.84). Saïdi Sief led through differing laps of 64.2 and 55.0, getting rid of everyone except Wolde. The Ethiopian zipped by in the home straight easily outpacing the Algerian with his 13.8 last 100.

### Athens, 28 Aug 2004

1,	Hicham El Guerrouj	MAR	13:14.39
2,	Kenenisa Bekele	ETH	13:14.59
3,	Eliud Kipchoge	KEN	13:15.10
4,	Gebre-egziabher Gebremariam	ETH	13:15.35
5,	Dejene Berhanu	ETH	13:16.92
6,	John Kibowen	KEN	13:18.24
7,	Zersenay Tadese	ERI	13:24.31
8,	Craig Mottram	AUS	13:25.70

(Competitors: 36; Countries: 23; Finalists: 15)

Here was the setting for a great race, featuring the winners of the Athens 1500m and 5000m, and the 2003 World Champion (Kipchoge). All negotiated the heats safely with 13:24.98 the slowest qualifying time. As in the Athens 1500m, no-one wanted the pace-setting duty, and 2:58.46 was the time at the kilometre mark. Chebii was the first to crack, and he put in a 61.5 fourth lap. Bekele and Kipchoge then moved to the front, with laps of 63.4 and 60.5. The 3000m point was passed in 8:10.89, and instead of putting more pressure on El Guerrouj, the leaders eased off slightly – with the fourth kilo taking 2:37.73 compared with the previous one of 2:34.90. As the leaders approached the bell, only five were in contention – Bekele, Kipchoge, El Guerrouj, Gebremariam and Berhanu. Bekele went past Kipchoge with 250m to go and El Guerrouj went by the Kenyan with 120m left. The two champions sprinted down the finishing straight and El Guerrouj powered past Bekele with 40m remaining, winning by just over a metre. In so doing El Guerrouj became the first man since Nurmi in 1924 to win the 1500m/5000m double, though not in one afternoon as the Finn did.

### Beijing, 23 Aug 2008

1,	Kenenisa Bekele	ETH	12:57.82 <sup>OR</sup>
2,	Eliud Kipchoge	KEN	13:02.80
3,	Edwin Soi	KEN	13:06.22
4,	Moses Kipsiro	UGA	13:10.56
5,	Abreham Cherkos	ETH	13:16.46
6,	Tariku Bekele	ETH	13:19.06
7,	Juan Luis Barrios	MEX	13:19.79
8,	James Kwalia	QAT	13:23.48

(Competitors: 39; Countries: 25; Finalists: 15)

None of the heats were quick, with Matt Tegenkamp (USA) being the fastest qualifier with 13:37.36. Only one major name – Craig Mottram (AUS) – was eliminated.

The pace in the final was slow to start with 68.0 for the first lap. This appeared to play into the hands of reigning World Champion Bernard Lagat, but he ended up ninth. The three Ethiopians gradually wound up the pace, passing 3000m in 8:00.85, before 10,000m winner Kenenisa Bekele stamped his authority with a 59.96 lap. In the 30°C heat, only Kipchoge, Soi and Kipsiro were able to keep up. Further circuits of 61.36, 60.84 and 60.84 meant that only Kipchoge and a struggling Soi were in touch at the bell. Bekele took off on the last lap, covering the last 400m in 53.87 to register the first sub-13 clocking in Olympic history, including a final mile of 3:58.7. This dominant piece of running left observers feeling that they were watching the greatest distance runner of all-time.

### London, 11 Aug 2012

1,	Mohamed Farah	GBR	13:41.66
2,	Dejen Gebremeskel	ETH	13:41.98
3,	Thomas Longosiwa	KEN	13:42.36

4,	Bernard Lagat	USA	13:42.99
5,	Isiah Koech	KEN	13:43.83
6,	Adbelaati Iguider	MAR	13:44.19
7,	Galen Rupp	USA	13:45.04
8,	Juan Luis Barrios	MEX	13:45.30

(Competitors: 42; Countries: 27, Finalists: 15)

The slowest winning time since 1968 would suggest a far from exciting race, but the prospect of a home win for Farah in front of 80,000 fans ensured that a sense of fervour vibrated in the stadium for the length of the race. Literally so at the finish, according to the distorted print ultimately produced by one of the photo-finish cameras which were mounted on a stadium wall.

No-one was willing to risk themselves in a fast pace, so the first 3000m was covered in only 8:42.95 (14:32 tempo). The Ethiopians then inserted two laps of 60.5, but then lost their nerve and slowed to 62.2. Farah went ahead with 700m left and held off all challenges at the bell, at which point the dangerous Gebremeskel got hopelessly boxed by eight men. Throughout the final lap, Farah was threatened by Koech, 1500m bronze medalist Iguider, and finally Gebremeskel. The Briton rebuffed all challenges with his 52.94 final lap to produce the only Olympic 5000m win on home soil. The final mile was covered by Farah in 4:00.5.

#### MEN'S 5000 METRES

##### The Best on Points

22	Paavo Nurmi FIN	1920-2, 1924-1, 1928-2
20	Dieter Baumann FRG/GER	1988-2, 1992-1, 1996-4
16	Lasse Virén FIN	1972-1, 1976-1

##### Most Finals

3	Nurmi	
	Harald Norpoth GER/FRG	1964-2, 1968-dnf, 1972-6
	Mohamed Gammoudi TUN	1964-dns, 1968-1, 1972-2
	Baumann	
	Fita Bayissa ETH	1992-3, 1996-10, 2000-4

##### Most Appearances

4	Emiel Puttemans BEL	1968-12, 1972-5, 1976-dnf/h1, 1980-8s1
	Craig Mottram AUS	2000-8h2, 2004-8, 2008-5h3, 2012-16h2
3	25 men	

##### Placing Table

	G	S	B	4	5	6	7	8	M	Points
FIN	7	4	2	1	1	2	1	1	13	114
KEN	1	4	4	-	6	3	1	-	9	95
ETH	3	2	1	2	2	4	-	1	6	75
GBR	1	1	3	2	3	3	3	2	5	72
USA	1	1	1	5	2	2	3	2	3	68
GER	1	3	3	2	-	2	-	2	7	65
SWE	-	-	4	1	3	1	-	2	4	46
MAR	2	-	2	1	-	1	-	1	4	37
FRA	1	2	-	1	-	-	2	-	3	31
NZL	1	1	-	2	-	1	-	1	2	29
AUS	-	-	-	-	3	1	-	1	0	16
TCH (CZE)	1	1	-	-	-	-	-	-	2	15
TUN	1	1	-	-	-	-	-	-	2	15
BEL	1	-	-	-	1	1	-	-	1	15
URS	1	-	-	-	-	-	2	2	1	14
POR	-	-	1	1	-	-	-	1	1	12
SUI	-	1	-	-	1	-	-	-	1	11
POL	-	-	1	-	1	-	-	-	1	10
HUN	-	-	-	1	-	1	1	-	0	10
BDI	1	-	-	-	-	-	-	-	1	8
MEX	-	-	-	1	-	-	1	1	0	8
ALG	-	1	-	-	-	-	-	-	1	7
TAN	-	1	-	-	-	-	-	-	1	7
IRL	-	-	-	1	-	-	-	1	-	7
NED	-	-	1	-	-	-	-	-	1	6
ITA	-	-	-	-	-	-	3	-	0	6
JPN	-	-	-	1	-	-	-	-	0	5
UGA	-	-	-	1	-	-	-	-	0	5
AUT	-	-	-	-	-	1	-	-	0	3
ESP	-	-	-	-	-	-	1	1	0	3
NOR	-	-	-	-	-	-	1	1	0	3
ERI	-	-	-	-	-	-	1	-	0	2
LAT	-	-	-	-	-	-	1	-	0	2

#### Men's 5000 Metres, continued

##### Placing Table

	G	S	B	4	5	6	7	8	M	Points
UKR	-	-	-	-	-	-	1	-	0	2
BUL	-	-	-	-	-	-	-	1	0	1
CAN	-	-	-	-	-	-	-	1	0	1
DEN	-	-	-	-	-	-	-	1	0	1
QAT	-	-	-	-	-	-	-	1	0	1
<b>Totals</b>	<b>23</b>	<b>23</b>	<b>23</b>	<b>23</b>	<b>23</b>	<b>23</b>	<b>23</b>	<b>23</b>	<b>69</b>	<b>828</b>

##### Breakdown of GER placings:

GER	1	2	1	2	-	1	-	2	4	43
FRG	-	1	1	-	-	1	-	-	2	16
GDR	-	-	1	-	-	-	-	-	1	6
<b>Totals</b>	<b>1</b>	<b>3</b>	<b>3</b>	<b>2</b>	<b>-</b>	<b>2</b>	<b>-</b>	<b>2</b>	<b>7</b>	<b>65</b>

##### Breakdown of URS placings:

RUS	1	-	-	-	-	-	2	1	1	13
BLR	-	-	-	-	-	-	-	1	0	1
<b>Totals</b>	<b>1</b>	<b>-</b>	<b>-</b>	<b>-</b>	<b>-</b>	<b>-</b>	<b>2</b>	<b>2</b>	<b>1</b>	<b>14</b>

## 10,000 Metres

Athens 1896 to London 1908: Not held

### Stockholm, 8 Jul 1912

1,	Hannes Kolehmainen	FIN	31:20.8OR
2,	Lewis Tewanima	USA	32:06.6
3,	Albin Stenroos	FIN	32:21.8
4,	Joseph Keeper	CAN	32:36.2
5,	Alfonso Orlando	ITA	33:31.2

(Competitors: 30; Countries: 13; Finalists: 11)

Kolehmainen set the initial Olympic record with 33:49.0 in the first heat, which was supplanted shortly after by Leonard Richardson (RSA) who clocked 32:30.8 just ahead of Tewanima (32:31.4). Kolehmainen's older brother Tatu won the third heat in 32:47.8 ahead of William Scott (GBR) 32:55.2.

The final was run the next day (!) and four of the 15 qualifiers did not start. Kolehmainen took the lead at the end of the first lap, and Scott and Mauritz Karlsson (SWE) tried to stay with him. The pace was brutal in the warm and sunny conditions, Kolehmainen passing 1500m in 4:13 (28:07 pace). By 2000m Scott began to fall back, while three laps later Karlsson began to fade, and both men failed to finish. Kolehmainen's time at 3000m was 8:52 and he passed halfway in 15:11.4. Tatu Kolehmainen dropped out at 6000m while in sixth place and Richardson suffered a similar fate shortly after when lapped by the leader. In all, 6 of the 11 starters failed to finish, while Kolehmainen won by half a lap from Tewanima, who moved clear of Stenroos in the final kilometre.

### Antwerp, 20 Aug 1920

1,	Paavo Nurmi	FIN	31:45.8
2,	Joseph Guillemot	FRA	31:51.0e
3,	James Wilson	GBR	31:56.0e
4,	Augusto Maccario	ITA	32:02.0e
5,	James Hatton	GBR	32:05.0e
6,	Jean Manhès	FRA	32:26.0e
7,	Heikki Liimatainen	FIN	32:28.0e
8,	Fred Faller	USA	32:38.0e

(Competitors: 35; Countries: 17; Finalists: 15)

The winners of the three heats were Wilson (33:40.2 some 60m ahead of Nurmi), Guillemot (32:41.6) and Liimatainen (32:08.2). Nurmi, then Wilson and Guillemot, were the early leaders in the final. The Frenchman claimed that he had expected to run the final later than the actual scheduled time and was still digesting his lunch. That assertion appeared to be discredited by the stadium clock, which showed a time of 16:45 halfway through the race.

Nurmi fell 20m behind the two leaders. As the pace slowed, first Nurmi, then Maccario rejoined the leaders and these four stayed together until 8000m when Guillemot forced the pace and the Italian dropped back. Nurmi took over just before the bell, and he and Guillemot dropped Wilson. The Frenchman passed Nurmi on the backstretch but Nurmi attacked at the beginning of the home straight and won convincingly, with Guillemot jogging in and then vomiting just past the finishing line. Four of the 15 finalists failed to finish, including 5000m bronze medallist Eric Backman. Changes to the estimated times for Guillemot, Wilson and Hatton come from archive film.

### Paris, 6 Jul 1924

1,	Ville Ritola	FIN	30:23.2WR
2,	Edvin Wide	SWE	30:55.2
3,	Eero Berg	FIN	31:43.0
4,	Väinö Sipilä	FIN	31:50.2
5,	Ernie Harper	GBR	31:58.0e
6,	Halland Britton	GBR	32:06.0e
7,	Guillaume Tell	FRA	32:12.0e
8,	Earle Johnson	USA	32:17.0e

(Competitors: up to 33; Countries: 15)

The largest field ever (officially 43, more likely 33) for a track final assembled, and set off at 19:05. Ritola and Wide soon left the others behind, and Wide led through kilometre splits of 2:47.7, 5:45.2 and 8:47.4, before Ritola took over, continuing with 11:52.6 and 15:00.2, some 14 seconds ahead of world record pace. A sixth kilometre of 3:05.4 was followed by one of 3:00 and Wide had to give way. He fell back constantly, and by 5000m the margin was almost half a minute. Ritola closed out his second world record of the year with kilometres of 3:08.6, 3:05.4 and 3:03.6. The wet conditions were of no assistance and Ritola's time would have been close to 30 minutes with the track in better condition. Nurmi had hoped to defend his title, but the Finnish authorities felt his programme (1500m, 5000m, 3000m team race & Cross country) was full enough. Before the Games Nurmi ran a time trial in 29:58, and after Paris he broke Ritola's new record by 17 seconds.

### Amsterdam, 29 Jul 1928

1,	Paavo Nurmi	FIN	30:18.8OR
2,	Ville Ritola	FIN	30:19.4
3,	Edvin Wide	SWE	31:00.8
4,	Jean-Gunnar Lindgren	SWE	31:26.0e
5,	Arthur Muggridge	GBR	31:31.8e
6,	Ragnar Magnusson	SWE	31:37.2e
7,	Toivo Loukola	FIN	31:39.0e
8,	Kalle Matilainen	FIN	31:45.0e

(Competitors: 24; Countries: 12)

Walter Beavers (GBR) raced into the lead, and passed 400m in 62 seconds, 15m clear of the field. A lap of 74 followed, and a group of five (Ritola, Nurmi, Beavers, Wide and Joie Ray (USA)) broke away, with Ray leading at 1000m in 2:52 before Ritola took over. By halfway (15:11.0) Ritola, Nurmi and Wide were 100m clear of Lindgren, Beavers and Muggridge. Wide began to lose ground and was 60m behind by 8000m. Ritola led at every kilometre marker from 2000m to 9000m, and the laps ranged from 71 to 76 seconds, until the final lap. Ritola built up the tempo, but Nurmi burst past Ritola with 80m to go, to win by 3m after a last lap of 64.8, becoming the first man to regain a 10,000m title.

### Los Angeles, 31 Jul 1932

1,	Janusz Kusociński	POL	30:11.4OR	<u>Electric</u> (30:11.42)
2,	Volmari Iso-Hollo	FIN	30:12.6	

3,	Lauri Virtanen	FIN	30:35.0
4,	John Savidan	NZL	31:09.0e
5,	Max Syring	GER	31:35.0e
6,	Jean-Gunnar Lindgren	SWE	31:37.0e
7,	Juan Morales	MEX	32:03.0e
8,	Clifford Bricker	CAN	

(Competitors: 16; Countries: 11)

Iso-Hollo ran the first 400m in 65 and led through 1000m in 2:53, before Kusociński took over the pace. By halfway, reached by the Pole in 14:56.5, only Iso-Hollo and Virtanen were in tow, and the nearest pursuers – Savidan and Syring were 100m behind, some 18 seconds ahead of Lindgren (15:37). Virtanen lost contact shortly afterwards and was 80m behind by 8000m. The two principals stayed together until 200m to go when Kusociński sped away and led by 20m halfway down the finishing straight when he began to slow up. He nevertheless won by 8m after a last lap of 62 seconds; the times for Kusociński and Iso-Hollo were the second and third fastest of all-time. There was much confusion about the order after sixth place, but the above version is generally considered the most accurate.

### Berlin, 2 Aug 1936

1,	Ilmari Salminen	FIN	30:15.4
2,	Arvo Askola	FIN	30:15.6
3,	Volmari Iso-Hollo	FIN	30:20.2
4,	Kohei Murakoso	JPN	30:25.0
5,	Alec Burns	GBR	30:58.2
6,	Juan Carlos Zabala	ARG	31:22.0
7,	Max Gebhardt	GER	31:29.6
8,	Donald Lash	USA	31:39.4

(Competitors: 30; Countries: 18)

Murakoso, with 30:41.6, was the fastest man of 1936 before the Games, but was not considered to be a great danger to the Finns. However, the little Japanese star led for most of the first half, passing the kilometre points in 2:46, 5:45, 8:53, 11:56 and 15:01. With him were the three Finns, Noji of Poland, Potts and Eaton of Britain and Syring of Germany. Gradually the stocky Japanese burnt off the opposition, other than the Finns, with Józef Noji the last to lose touch.

The Finns then took turns with Murakoso to lead, frequently jostling the smaller man, increasing crowd sympathy for the Japanese. The pace slowed imperceptibly in the second half, with kilometre splits of 18:06, 21:12, 24:19, 27:29 and Askola leading from 8000m onwards. The Finns accelerated at the bell, and Murakoso could not respond; Askola led until 150m to go when Salminen attacked and Iso-Hollo fell back. Salminen could not get away and Askola came up on the outside, just failing to get past in the finishing straight. Salminen had won the European title from Askola two years earlier by 4m, but this time the margin was barely a metre, as the Finns scored the only medals sweep in the history of the event.

### London, 30 Jul 1948

1,	Emil Zátopek	CZE	TCH	29:59.6OR
2,	Alain Mimoun	FRA		30:47.4
3,	Bertil Albertsson	SWE		30:53.6
4,	Martin Stokken	NOR		30:58.6
5,	Severt Denolf	SWE		31:05.0
6,	Abdallah Ben Said	FRA		31:07.8
7,	Stan Cox	GBR		31:08.0e
8,	Jim Peters	GBR		31:16.0e

(Competitors: 27; Countries: 15)

The favourites were the world record holder Viljo Heino (FIN), and Zátopek, who had run 29:37.0 six weeks before the Games in his second race at the distance. Heino was the early leader, passing 1000m in 2:55.6, with teammates Heinström and Könönen, Algerian-born Alain

Mimoun-O-Kacha, and Albertsson in close attendance. Zátópek moved up in the fourth kilometre and took the lead for three laps, passing 4000m in 11:52. Heino regained the lead just before halfway (14:57), but Zátópek went back to the front in the 14th lap. After two more circuits the Czech pushed the pace, and Heino was broken, stepping off the track exhausted.

With three laps to go Zátópek led by 200m. With a final lap of 66.6, in which his popularity soared as he patted ben Saïd on the shoulder in thanks as the Frenchman moved aside on being lapped, he won by more than 250m from Mimoun. The second-string Finn, Heinström, had been leading the chase until three laps to go when the heat got to him, and he staggered off the track just over a lap behind the winner as Zátópek finished. Fourth placer Stokken competed in the next two Olympics – in Nordic skiing, winning a silver medal in the 4x10km relay in 1952. Zátópek's winning margin of 47.8 seconds was the greatest in Olympic history.

### Helsinki, 20 Jul 1952

1,	Emil Zátópek	CZE	TCH	29:17.0OR
2,	Alain Mimoun		FRA	29:32.8
3,	Aleksandr Anufriyev	RUS	URS	29:48.2
4,	Hannu Posti		FIN	29:51.4
5,	Frank Sando		GBR	29:51.8
6,	Valter Nyström		SWE	29:54.8
7,	Gordon Pirie		GBR	30:04.2
8,	Fred Norris		GBR	30:09.8

(Competitors: 33; Countries: 21)

Anufriyev led the pack for two kilometres (5:51), but was superseded by Zátópek at 2400m, and the Czech was in front for good. Running the straights steadily and accelerating on each curve Zátópek quickly made it painful for the rest. By halfway (14:43.4) only Mimoun, Pirie, Anufriyev, Sando and Posti were in contact, and by 6km only Mimoun was in touch. The Frenchman stayed with Zátópek until 8km, then a gap slowly built up. Zátópek's fastest kilometre of the race was his last (2:49), and he finished off with a lap of 64 to take his second Olympic title. Mimoun was a clear second, and Anufriyev came through from seventh place in the last 2km to take third. Sando did well to take fifth after losing a shoe on the third lap. For Zátópek it was the 30th win in 30 races at the distance. He eventually won 38 in a row, and finished his career in 1957 with 53 wins in 61 races over 10,000m.

### Melbourne, 23 Nov 1956

				<u>Electrics</u>
1,	Vladimir Kuts	RUS	URS	28:45.6OR (28:45.59)
2,	József Kovács		HUN	28:52.4 (28:52.36)
3,	Allan Lawrence		AUS	28:53.6 (28:53.59)
4,	Zdzisław Krzyszkowiak		POL	29:05.0 (29:05.41)
5,	Ken Norris		GBR	29:21.6
6,	Ivan Chernyavskiy	UKR	URS	29:31.6
7,	Dave Power		AUS	29:49.2
8,	Gordon Pirie		GBR	29:49.6

(Competitors: 25; Countries: 15)

Kuts and Pirie were the favourites, as early season world record setter Sándor Iharos (HUN) did not make it to Melbourne, Zátópek was recovering from a hernia operation and chose to run only the Marathon, and Dave Stephens (AUS) was recuperating from hepatitis. Kuts set out his stall with a first lap of 61.2 seconds, and only Pirie, Power, Lawrence and the two other Soviets could stay in contact. After three slower laps Kuts piled in a 64.7 lap to pass 2000m in 5:31.8, some 20 seconds faster than any previous Olympic final. By 4000m (11:16.5) only Pirie was in touch, with a 40m gap to the two Aussies and Chernyavskiy.

Kuts' time at halfway was 14:06.8 (0.2 slower than Zátópek's Olympic record!). Kuts kept making bursts of varying lengths to try and break Pirie, who had been the last (other than Mimoun) to break in

the 1952 final. In lap 14 Kuts tried to wave Pirie to the front, and when he had no response pushed the next lap in 66.6. By 20 laps Kuts was desperate and almost stopped, forcing Pirie into the lead. The Briton was virtually a ghost at this point, and Kuts ran by leaving Pirie broken. A lap later Kovács was second, and Pirie eventually staggered across the line in eighth place. Kovács, who had run a careful race, gained 60m on Kuts in the last five laps and beat the surprising Lawrence by 8m for second, but still finished 50m behind the Soviet. "Track and Field News" summed it up with the headline "Kuts murders Pirie".

### Rome, 8 Sep 1960

				<u>Electrics</u>
1,	Pyotr Bolotnikov	RUS	URS	28:32.2OR (28:32.18)
2,	Hans Grodotzki		GER/GDR	28:37.0 (28:37.22)
3,	Dave Power		AUS	28:38.2 (28:37.65)
4,	Aleksey Desyatchikov	RUS	URS	28:39.6 (28:39.72)
5,	Murray Halberg		NZL	28:48.5 (28:49.11)
6,	Max Truex		USA	28:50.2 (28:50.34)
7,	Zdzisław Krzyszkowiak		POL	28:52.4 (28:52.75)
8,	John Merriman		GBR	28:52.6 (28:52.89)

(Competitors: 33; Countries: 21)

More than half the field was able to stay in contact at the 5000m mark (14:22.2) with no-one attempting a serious break. With seven laps to go the Commonwealth champion Dave Power began to push the pace, running the eighth and ninth kilometres in 2:50.1 and 2:51.8 (after 2:56.4 & 2:53.1 for the preceding two kilometres). Only Bolotnikov, Desyatchikov and Grodotzki could stay with the Australian, but it was not enough to worry Bolotnikov who attacked with 700m to go, and built up an unassailable lead by the bell. Although Bolotnikov had won three USSR titles by the time of Rome, his only major championship outing over 10,000m had been a miserable 16th place in Melbourne nearly two minutes behind Kuts. Here, his last lap of 57.4 broke Kuts's Olympic record by more than 13 seconds. The pre-race favourites had been Halberg, Krzyszkowiak, Bolotnikov and Pirie, but only Bolotnikov was fresh for the 10,000m.

### Tokyo, 14 Oct 1964

1,	Billy Mills		USA	28:24.4OR
2,	Mohamed Gammoudi		TUN	28:24.8
3,	Ron Clarke		AUS	28:25.8
4,	Mamo Wolde		ETH	28:31.8
5,	Leonid Ivanov	KGZ	URS	28:53.2
6,	Kokichi Tsuburaya		JPN	28:59.4
7,	Murray Halberg		NZL	29:10.8
8,	Tony Cook		AUS	29:15.8

(Competitors: 38; Countries: 17)

After a fast first kilometre (2:42.0) the pace eased, but the leaders still passed halfway in 14:04.6, as world record holder Ron Clarke did most of the work with surges every second lap. Both Bolotnikov and Halberg, fancied for medals before the Games, had fallen away from the pace by halfway, as did the teenage American sensation Gerry Lindgren.

Five men were in the leading peloton at the 5000m, but marathon specialist Tsuburaya lost touch with the leaders in the sixth kilometre. Clarke, and his supporting cast – Wolde, Mills and Gammoudi – each took turns in the lead, and went through 9000m in 25:42.8 with Clarke just ahead. Wolde lost contact with two laps to go, and Clarke led from Mills and Gammoudi at the bell. Mills went into the lead on the back straight, but was knocked off stride by Clarke when a lapped runner got in the way. At this point Gammoudi sprinted through between them, and held off Clarke in the finishing straight. Suddenly Mills appeared on the outside and sped past Clarke and Gammoudi with 50m to go. Stunned, Clarke gave up the fight and Gammoudi took silver 3m behind Mills, who had run his last lap in 59.8. Mills, seven 16ths Sioux Indian, won the USA's first ever gold medal in the 10,000m.

**Mexico City, 13 Oct 1968**

				<u>Electrics</u>
1,	Naftali Temu	KEN	29:27.4	(29:27.40)
2,	Mamo Wolde	ETH	29:28.0	(29:27.75)
3,	Mohamed Gammoudi	TUN	29:34.2	
4,	Juan Martínez	MEX	29:35.0	
5,	Nikolay Sviridov	RUS	29:43.2	
6,	Ron Clarke	AUS	29:44.8	
7,	Ron Hill	GBR	29:53.2	
8,	Wohib Masresha	ETH	29:57.0	

(Competitors: 37; Countries: 23)

Ron Clarke improved his own world record by more than half a minute in 1965, and was 15 seconds quicker than anyone else in 1968, but in the oxygen-starved air of Mexico City he never had a chance. The altitude ensured a slow race, the first kilometre taking 2:58.5. Sviridov took over the pace in the fifth lap, and led until 4400m, when the Ethiopians Fikru Duguefu and Masresha took over, the latter leading at 5000m in 15:00.6, slower than Ritola in 1924. To the delight of the crowd, Martínez moved into the lead after 14 laps, and led to 7600m, when Clarke, and then Hill took over. Wolde moved ahead just before 8400m and then put in a lap of 67.2, the race's first under 70 seconds.

Of the lowlanders, only Gammoudi could stay in contact. Keino, who had been playing a waiting game, suddenly staggered off the track with stomach cramps, then jumped up and sprinted after the others, but then stopped. Temu overtook Wolde with 900m to go, and with Clarke and Gammoudi there were only four in contention, with only Temu a variation from the 1964 final four. Clarke gave way with 600m to go, and suffering from the altitude fell back to sixth by the finish. Ahead Wolde dashed into the lead just before the bell, and held the lead to the last 50m, when Temu fought his way past to win Kenya's first ever gold medal, after a last lap of 57.4.

**Munich, 3 Sep 1972**

1,	Lasse Viren	FIN	27:38.35	WR
2,	Emiel Puttemans	BEL	27:39.58	
3,	Miruts Yifter	ETH	27:40.96	
4,	Mariano Haro	ESP	27:48.14	
5,	Frank Shorter	USA	27:51.32	
6,	Dave Bedford	GBR	28:05.44	
7,	Dane Korica	SRB	28:15.18	
8,	Abdelkader Zaddem	TUN	28:18.17	

(Competitors: 52; Countries: 34; Finalists: 15)

For the first time since 1920, heats were run. Five men broke 28 minutes, and Puttemans was the fastest in heat 1 with 27:53.28 ahead of Bedford's 27:53.64, while Gammoudi ran his lifetime best of 27:54.69 in the next heat. Yifter won the final preliminary in 28:18.11 while race favourite Jürgen Haase (GDR) was missing, back in the GDR with a "bad cold". Britain's pacemaking star, Bedford, ran the first lap of the final in 59.9, and continued at world record pace through kilometre splits of 2:36.9, 5:18.8, 8:06.4 and 10:55.5.

In the 12th lap Viren bumped into Puttemans, slowed up, and was accidentally knocked over by Shorter who was trying to avoid the Finn. Gammoudi also fell over, but while Viren was up after three seconds and quickly caught the pack, Gammoudi took longer and effectively lost his chance of a third consecutive Olympic medal. Bedford led through halfway in 13:44.0. With each kilometre slower than the last, Bedford led for just 1000m more (16:35.7) and Viren moved to the front. By 8000m Bedford had dropped out of the leading group, now comprised of five, and they stayed together until 9400m, when first Shorter, then Haro, was dropped as Viren began to apply the pressure. The penultimate lap was covered in 60.0, and only Puttemans was close, with Yifter 10m back. Viren built up a 5m lead by the finishing straight and won by 7m after a last lap of 56.4. This was the first world record in an Olympic final since Ritola's win in 1924, and remarkable considering Viren's fall.

**Montreal, 26 Jul 1976**

1,	Lasse Viren	FIN	27:40.38
2,	Carlos Lopes	POR	27:45.17
3,	Brendan Foster	GBR	27:54.92
4,	Tony Simmons	GBR	27:56.26
5,	Ilie Floroiu	ROU	27:59.93
6,	Mariano Haro	ESP	28:00.28
7,	Marc Smet	BEL	28:02.80
8,	Bernie Ford	GBR	28:17.78

(Competitors: 41; Countries: 26; Finalists: 16)

Yifter, Gammoudi and the Kenyans missed the Games because of the boycott, leaving race favourite Viren with an easier task than would otherwise have been the case. None of the heats was quicker than 28 minutes, the fastest man being Simmons with 28:01.82. Lopes was the leader for most of the first half of the final, passing 5000m in 14:08.9 with 10 men in the main group. The pace began to increase with kilometres of 2:43.4 and 2:44.1, and now only Foster and Viren were in touch. After another quick kilometre (2:43.9) Foster, who had almost missed the start with an attack of diarrhoea, began to fade. Viren continued to follow, as Lopes passed 9000m in 25:02.0, waiting until there was 450m to go before scooting past Lopes, and easing away to win by 25m with a 61.3 last lap.

**Moscow, 27 Jul 1980**

1,	Miruts Yifter	ETH	27:42.69
2,	Kaarlo Maaninka	FIN	27:44.28
3,	Mohammed Kedir	ETH	27:44.64
4,	Tolossa Kotu	ETH	27:46.47
5,	Lasse Viren	FIN	27:50.46
6,	Jörg Peter	GDR	28:05.53
7,	Werner Schildhauer	GDR	28:10.91
8,	Enn Sellik	EST	28:13.72

(Competitors: 40; Countries: 26; Finalists: 15)

The Ethiopians stamped their personas on the event by winning each of the three heats, with Kedir's 28:16.38 almost 15 seconds faster than anyone else in the first round. The final started slowly, with 2:53 for the first kilometre and a number of different leaders; as the pace speeded up (2:49, 2:45, 2:47, 2:49) the Ethiopians took over with Yifter (to 4000m) then Kedir leading. At the end of the 13th lap the Ethiopians sprinted briefly, opening a 20m gap, which only Viren and Maaninka could close. Viren briefly led in the seventh kilometre, but Kedir was the leader at the end of each kilometre until 9000m, with each kilo covered in 2:46-47. At 9000m Viren took the lead, and he and Kedir led until 300m to go. Yifter then made his move, accelerating smoothly and powerfully. Maaninka responded, but looked cumbersome in comparison. No wonder, as Yifter's last lap was 54.9, with a final 300m in 38.5.

**Los Angeles, 6 Aug 1984**

1,	Alberto Cova	ITA	27:47.54
2,	Mike McLeod	GBR	28:06.22
3,	Mike Musyoki	KEN	28:06.46
4,	Salvatore Antibo	ITA	28:06.50
5,	Christoph Herle	FRG	28:08.21
6,	Sostenes Bitok	KEN	28:09.01
7,	Yutaka Kanai	JPN	28:27.06
8,	Steve Jones	GBR	28:28.08

(Competitors: 45; Countries: 33; Finalists: 18)

Before the Games Fernando Mamede set a world record of 27:13.81, and was more than two minutes quicker on the pre-Games list of performers than Cova. However, the Italian, the World and European Champion, was favourite because of his big finishing kick and tactical acumen.

After heats, which saw Bitok as the fastest man with 28:12.17, the final began as a shuffle. In 26°C heat Musa Gouda (SUD) led for the first four kilometres at 28:30 pace. The gritty Irishman John Treacy was the leader at halfway in 14:19.9. Nick Rose (GBR) surged to the front during the sixth kilometre, but was overtaken by '78 European Champion Martti Vainio (FIN). At the end of a kilometre run in 2:38.7, Rose was 10m behind, with only Cova in touch. After kilometres of 2:40.8 and 2:43.9 the pace slowed to 2:46.1 as Vainio gathered himself to contain the inevitable attack by Cova. It was to no avail, as Cova waited until 200m to go before sprinting away, covering the last 200m in 27.7 to win by 25m. The big shock came five days later when Vainio (27:51.10) was disqualified for steroid use.

### Seoul, 26 Sep 1988

1,	Brahim Boutayeb	MAR	27:21.46OR
2,	Salvatore Antibo	ITA	27:23.55
3,	Kipkemboi Kimeli	KEN	27:25.16
4,	Jean-Louis Prianon	FRA	27:36.43
5,	Arturo Barrios	MEX	27:39.32
6,	Hansjörg Kunze	GDR	27:39.35
7,	Paul Arpin	FRA	27:39.36
8,	Moses Tanui	KEN	27:47.23

(Competitors: 52; Countries: 35; Finalists: 20)

Antibo ensured this would be a memorable race with a first lap of 62.2, but after a first kilometre of 2:41.7, he relinquished the lead as the pack stayed with him. Tanui led at the next kilometre split (5:28.5), and his teammate Kimeli, the fastest qualifier with 28:00.39, then took over for the next 3000m: 8:07.8, 10:50.1 and 13:35.4. By now only Boutayeb was with Kimeli, and Antibo was some 15m back. The 21 year-old Moroccan ran each of the next two kilometres in 2:44.5 and the Kenyan was now 8m back. By 8000m (21:50.2) Boutayeb was nearly 20m ahead of Antibo and Kimeli. With a second successive kilometre in 2:45.6 Boutayeb passed 9000m some 25m ahead of Kimeli, with Antibo another 10m back, and four seconds ahead of world record pace. Boutayeb ran steadily over the last kilometre without straining, easing sharply in the last 10m and losing some three seconds after a 65.2 last lap.

He missed the world record by 7.5, but with a closer race, and maximising his 3:54.86 mile pace, he might well have threatened that mark. Behind him Antibo sped away from Kimeli in the last lap, while Prianon was an isolated fourth ahead of Barrios, Kunze and Arpin who produced a stirring battle in the finishing straight. The first four broke the Olympic record, and seventh was slower than Viren's 1972 record by just 1.01 seconds.

### Barcelona, 3 Aug 1992

1,	Khalid Skah	MAR	27:46.70
2,	Richard Chelimo	KEN	27:47.72
3,	Addis Abebe	ETH	28:00.07
4,	Salvatore Antibo	ITA	28:11.39
5,	Arturo Barrios	MEX	28:17.79
6,	Germán Silva	MEX	28:20.19
7,	William Koech	KEN	28:25.18
8,	Moses Tanui	KEN	28:27.11

(Competitors: 56; Countries: 38; Finalists: 20)

Antibo again led for the first kilometre in the final, but the temperature in Barcelona was 12°C hotter than Seoul at 31°C, which put paid to a lightning fast race. Chelimo was ahead by 4000m and sped up the pace from 2:49 for the first three kilometres, to 2:44 for the next four, passing halfway in 13:53.7. Skah, the only athlete with Chelimo after Abebe was dropped in the 16th lap, took the lead, and slowed down the pace to a 69.1 lap. A lap later the two caught Skah's teammate Hammou Boutayeb, who, instead of moving out of the way of the leaders, bumped into Chelimo three times and disrupted the Kenyan's running rhythm. Skah, a bigger kicker than the Kenyan, outran Chelimo in the last lap, with a 59.3 lap to the Kenyan's 60.4, which featured a 26 sec-

ond last 200m. Initially Skah was disqualified, and then reinstated, to the anger of the crowd at the victory ceremony two days after the race.

### Atlanta, 29 Jul 1996

1,	Haile Gebrselassie	ETH	27:07.34OR
2,	Paul Tergat	KEN	27:08.17
3,	Salah Hissou	MAR	27:24.67
4,	Aloÿs Nizigama	BDI	27:33.79
5,	Josephat Machuka	KEN	27:35.08
6,	Paul Koech	KEN	27:35.19
7,	Khalid Skah	MAR	27:46.98
8,	Mathias Ntawulikura	RWA	27:50.73

(Competitors: 46; Countries: 29; Finalists: 20)

Gebrselassie, twice the World Champion by the time of the Olympics, was the big favourite to win the title. No-one could have imagined such a remarkable race, particularly after the first half was covered in a comfortable 13:55.2 in the 27°C heat, with Nizigama leading for most of the way.

Koech changed things just after halfway, producing a 62 lap in the sixth kilometre, covered in 2:39.6. Machuka helped with the pace in the eighth kilometre, and Tergat began to execute the final part of the grand Kenyan plan with six laps to go, passing 8000m in 22:02.0. The pack of five (Hissou, Gebrselassie and the three Kenyans) suddenly narrowed to a duel after a 60.3 lap, which featured a 29 second 200m burst by the tall Kenyan. Tergat then ran 62 and two laps of 62.5, but found the little Ethiopian gliding past him just before the bell. Gebrselassie ran his next 200m in 28.4, opening up a 12m gap, which Tergat closed to 6m in the finishing straight. The Ethiopian clocked 57.48 for his last lap compared with 57.93 by the Kenyan. Both much faster than Hissou's 64.21. The second half had taken just 13:11.5 for "Geb", and the sheer pace, allied with the hard track meant that he would withdraw from the 5000m.

### Sydney, 25 Sep 2000

1,	Haile Gebrselassie	ETH	27:18.20
2,	Paul Tergat	KEN	27:18.29
3,	Assefa Mezegebu	ETH	27:19.75
4,	Patrick Ivuti	KEN	27:20.44
5,	John Korir	KEN	27:24.75
6,	Saïd Berrioui	MAR	27:37.83
7,	Toshinari Takaoka	JPN	27:40.44
8,	Karl Keska	GBR	27:44.09

(Competitors: 34; Countries: 20; Finalists: 20)

Sixteen of the 20 finalists ran faster than 28:00 in the heats, with the winners being reigning champion Gebrselassie and his countryman Girma Tolla, who just edged Paul Tergat 27:44.01 to 27:44.07.

The final saw inveterate front runner Aloÿs Nizigama (BDI) set the pace, taking the field through 2000m in 5:23.31 (26:55 pace) before letting Ivuti share pace-making duties. The Kenyan slowed things down, and halfway was passed in 13:45.88. The first serious move came when Korir kicked in two 63 second laps just after 7000m. Gebrselassie briefly slowed the pace with 1600m to go, but Korir took over again, and by the bell five athletes were left. Tergat kicked with 250m to go, and only Gebrselassie could stay with him. The two produced a heart wrenching finish, running side by side down the finishing straight, with the Ethiopian only getting ahead in the last 10m. The last 200m took 25.4, and the final 3000m was covered in 7:53.57. The winning margin of 0.09 was less than that of Maurice Greene in the previous day's 100m final.

### Athens, 20 Aug 2004

1,	Kenenisa Bekele	ETH	27:05.10OR
2,	Sileshi Sihine	ETH	27:09.39



3,	Zersenay Tadese	ERI	27:22.57
4,	Boniface Kiprop	UGA	27:25.48
5,	Haile Gebrselassie	ETH	27:27.70
6,	John Cheruiyot Korir	KEN	27:41.91
7,	Moses Mosop	KEN	27:46.61
8,	Ismaïl Sghyr	FRA	27:57.09

(Competitors: 24; Countries: 14)

Having broken Gebrselassie's world record with 26:20.31 earlier in the season, Bekele was the hot favourite. For the first nine laps of the race the pace sedately flowed at 69s per lap, with no-one willing to challenge the Ethiopians. Then Bekele and his teammates injected laps of 64.4/63.4/64.5 before Bekele added circuits of 61.4 and 62.0, and only Korir and Mosop stayed with the pace. The Kenyans were burned off with a lap of 60.6, and by 7km Tadese and Kiprop were the only interlopers in touch with the Ethiopians. The pace dropped in the eighth kilometre when Bekele and Sihine deliberately slowed in a vain attempt to help the struggling defending champion Gebrselassie. A 22nd lap of 61.8 dropped all but Sihine, who stayed on Bekele's heels until the last lap. Bekele then showed why he is so highly regarded, with a smooth sprinting action, covering the penultimate 200m in a staggering 25.7 seconds, and winning by over four seconds after a scintillating last lap of 52.9 seconds. Bekele covered the first half in 13:51.5, and the second in 13:13.6.

### Beijing, 17 Aug 2008

1,	Kenenisa Bekele	ETH	27:01.17OR
2,	Sileshi Sihine	ETH	27:02.77
3,	Micah Kogo	KEN	27:04.11
4,	Moses Masai	KEN	27:04.11
5,	Zersenay Tadese	ERI	27:05.11
6,	Haile Gebrselassie	ETH	27:06.68
7,	Martin Mathathi	KEN	27:08.25
8,	Ahmad Hassan Abdullah	QAT	27:23.75

(Competitors: 38; Countries: 20)

Bekele (26:25.97) and Sihine (26:50.53) had the two fastest times of the season and were expected to repeat as the gold and silver medalists. The opposition, unsure of how to deal with the Ethiopians, took the pace slowly, with Alejandro Suárez (MEX) leading at 1000m (2:50.15) before Athens bronze medallist Tadese took on the pace, reaching halfway in 13:48.00 after a series of laps ranging from 62.2 to 68.8.

After 6400m, the pace was never slower than 65 per lap, but with 2000m left (21:53.78) there were still 10 athletes in the leading group. Kogo and Masai then surged, and the group was quickly cut to seven. Kogo upped the pace to 61.0 for the penultimate lap, but was passed by Bekele and Sihine with 430m to go. Bekele smoothly accelerated away from Sihine with 250m remaining, and completed his last lap in 53.42 – despite looking over his shoulder a dozen times. Kogo edged Masai by 0.001 for the bronze medal, Tadese dropped two places from Athens despite running 17 seconds faster, and the old master, Gebrselassie, placed sixth in his fourth Olympic final.

### London, 4 Aug 2012

1,	Mohamed Farah	GBR	27:30.42
2,	Galen Rupp	USA	27:30.90
3,	Tariku Bekele	ETH	27:31.43
4,	Kenenisa Bekele	ETH	27:32.44
5,	Bedan Karoki	KEN	27:32.94
6,	Zersenay Tadese	ERI	27:33.51
7,	Teklemariam Medhin	ERI	27:34.76
8,	Gebregziabher Gebremariam	ETH	27:36.34

(Competitors 29; Countries: 18)

A 30-minute tempo for the first 2000m galvanised Tadese into speeding

up a second successive Olympic 10,000m final. The Eritrean ran the next two kilometres in 5:23.6 (26:58 pace), but the halfway point was still reached in a slow 14:05.79. The pace was further picked up by Moses Masai (KEN) and the eighth kilometre was covered in 2:39.9. In the ninth, the pace again slowed and Gebremehdin took over. Defending champion Kenenisa Bekele and his brother Tariku were still in touch, with Tariku appearing to be the stronger challenger. He shared the lead with Farah for the penultimate lap (62.1), until the Briton moved ahead 50m before the bell. Eleven men were within 15m at this point, but a last lap of 53.48 – featuring the final 100m in 12.9 – carried Farah to a four-metre win over training partner Rupp. The American's final circuit of 53.6 was only marginally slower than the winner, whereas Kenenisa Bekele (54.9) had clearly lost some of his old finishing speed. Farah completed a memorable "Super Saturday" for British athletics. He, Jessica Ennis, and Greg Rutherford all won golds within 45 minutes or so.

### MEN'S 10,000 METRES

#### The Best on Points

23	Haile Gebrselassie	ETH	1996-1, 2000-1, 2004-5, 2008-6
21	Kenenisa Bekele	ETH	2004-1, 2008-1, 2012-4
20	Lasse Virén	FIN	1972-1, 1976-1, 1980-5
17	Salvatore Antibo	ITA	1984-4, 1988-2, 1992-4

#### Most Finals/Top 8

4	Gebrselassie		
3	Mohamed Gammoudi	TUN	1964-2, 1968-3, 1972-dnf
	Virén		
	Antibo		
	Bekele		
	Zersenay Tadese	ETH	2004-3, 2008-5, 2012-6

#### Most Appearances

4	Domingo Tibaduiza	COL	1972-12h3, 1976-10h2, 1980-dnf/h2, 1984-10h3
	Gebrselassie		
3	16 men		

#### Placing Table

	G	S	B	4	5	6	7	8	M	Points
FIN	7	4	4	2	1	-	2	1	15	127
ETH	5	3	5	3	1	1	-	2	13	115
KEN	1	3	3	2	3	3	3	2	7	86
GBR	1	1	2	1	6	2	3	7	4	75
URS	2	-	1	1	2	1	-	1	3	39
FRA	-	3	-	1	-	2	2	1	3	37
SWE	-	1	2	1	1	3	-	-	3	37
ITA	1	1	-	3	1	-	-	-	2	34
USA	1	2	-	-	1	1	-	3	3	32
MAR	2	-	1	-	-	1	1	-	3	27
GER	-	1	-	-	2	2	2	-	1	25
AUS	-	-	3	-	-	1	1	1	3	24
MEX	-	-	-	1	2	1	1	-	0	18
TCH (CZE)	2	-	-	-	-	-	-	-	2	16
POL	1	-	-	1	-	-	1	-	1	15
ERI	-	-	1	-	1	1	1	-	1	15
TUN	-	1	1	-	-	-	-	1	2	14
JPN	-	-	-	1	-	1	2	-	0	12
NZL	-	-	-	1	1	-	1	-	0	11
BEL	-	1	-	-	-	-	1	-	1	9
ESP	-	-	-	1	-	1	-	-	0	8
HUN	-	1	-	-	-	-	-	-	1	7
POR	-	1	-	-	-	-	-	-	1	7
CAN	-	-	-	1	-	-	-	1	0	6
BDI	-	-	-	1	-	-	-	-	0	5
NOR	-	-	-	1	-	-	-	-	0	5
UGA	-	-	-	1	-	-	-	-	0	5
ROU	-	-	-	-	1	-	-	-	0	4
ARG	-	-	-	-	-	1	-	-	0	3
YUG (SRB)	-	-	-	-	-	-	1	-	0	2
QAT	-	-	-	-	-	-	-	1	0	1
RWA	-	-	-	-	-	-	-	1	0	1
<b>Totals</b>	<b>23</b>	<b>23</b>	<b>23</b>	<b>23</b>	<b>23</b>	<b>22</b>	<b>22</b>	<b>22</b>	<b>69</b>	<b>822</b>

#### Breakdown of URS placings:

RUS	2	-	1	1	1	-	-	-	3	31
KGZ	-	-	-	-	1	-	-	-	0	4
UKR	-	-	-	-	-	1	-	-	0	3
EST	-	-	-	-	-	-	-	1	0	1
<b>Totals</b>	<b>2</b>	<b>-</b>	<b>1</b>	<b>1</b>	<b>2</b>	<b>1</b>	<b>-</b>	<b>1</b>	<b>3</b>	<b>39</b>

Men's 10,000 Metres, continued										
Breakdown of GER placings:										
	G	S	B	4	5	6	7	8	M	Points
GER	-	1	-	-	1	-	1	-	1	13
GDR	-	-	-	-	-	2	1	-	0	8
FRG	-	-	-	-	1	-	-	-	0	4
<b>Totals</b>	-	1	-	-	2	2	2	-	1	25

4,	Félix Carvajal	CUB
5,	Demetrios Velouis	GRE
6,	David Kneeland	USA
7,	Henry Brawley	USA
8,	Sydney Hatch	USA

(Competitors: 32; Countries: 5)

The course, initially thought to be 25 miles, was almost 26. The race began just after 15:00 on a hot dusty day. The early leaders were Sam Mellor, Ed Carr, and Newton. Mellor continued in the lead to 16 miles, to be succeeded by Hicks as the leader. Hicks kept going with a mixture of brandy, eggs and strychnine, but almost gave up when Lorz passed him with six miles to go. Lorz, who had dropped out with cramp just before 10 miles, was given a lift in a car which then broke down, leaving him to run in.

Lorz continued to the finish and was greeted as the winner. Enjoying the joke, Lorz posed for photos with the president's daughter, but the authorities were less amused, disqualifying him for life; they reneged shortly after and Lorz won the Boston marathon in 1905. Félix Carvajal of Cuba had appealed for (and received) funds to compete in St Louis, and had his only trousers cut off at the knee by discus gold medallist Martin Sheridan so that he wouldn't boil alive in the race. Making his way through the pack he stopped for an apple, and was slowed up by stomach cramps. Hicks eventually staggered home in just under 3:29, but won by almost five minutes from Corey, while Carvajal placed fourth. Len Tau (RSA), a Zulu, became the first black African to compete with some success in the Games, placing ninth.

## Marathon Athens, 10 Apr 1896

### 40 Kilometres

1,	Spiridon Louis	GRE	2:58:50
2,	Harilaos Vasilakos	GRE	3:06:03
3,	Gyula Kellner	HUN	3:06:35
4,	Ioannis Vretos	GRE	
5,	Elevtherios Papasymeon	GRE	
6,	Dimitrios Diliyiannis	GRE	
7,	Evangelos Yerakakis	GRE	
8,	Stamatios Masouris	GRE	

(Competitors: 17; Countries: 5)

Albin Lermusiaux, bronze medallist in the 1500m, was the leader to 20km, where he was caught by Edwin Flack, winner of the 800m/1500m. The runners then began a long uphill climb, and the dusty conditions began to take their toll, with seven of the 17 runners failing to finish. In sixth place, Louis took some wine (!) at the 23km point, and noted to observers that he would be leading before long. Flack went ahead at 24km, and he led to 32km where Louis took over, and Lermusiaux collapsed.

At 37km, Louis increased the pace, and Flack could not cope, collapsing shortly after. Starting the race on a hot day at 14:00 did little to benefit the runners, but Louis had no difficulties, and to the joy of the King of Greece and the crowd, he entered the Panathenaic stadium seven minutes ahead of the others. His time was 20 minutes faster than his fifth place performance in the Greek trials race 17 days earlier, and he beat the Greek Champion Vasilakos by the biggest margin of victory ever in an Olympic marathon. Third-placer Spiridon Belokas (3:06:30) was disqualified for receiving a carriage ride, after a protest by Kellner, the only non-Greek to finish.

## Paris, 19 Jul 1900

### 40.26 Kilometres

1,	Michel Théato	FRA	2:59:45
2,	Émile Champion	FRA	3:04:17
3,	Ernst Fast	SWE	3:37:14
4,	Eugène Besse	FRA	4:00:43
5,	Arthur Newton	USA	4:04:12
6,	Dick Grant	USA	
7,	Ronald MacDonald	CAN	

(Competitors: 13; Countries: 5)

With the thermometer hovering at 39°C this was a survival course, with only eight of 13 able to finish. Théato was a baker's roundsman, and his knowledge of the city and the course was a key part of his win. He ran for much of the time with Champion, but was well behind the 19 year-old Fast until 35km, when the Swede took a wrong turn. The vagaries of the course were noted by Newton, who claimed that he had led from halfway with no-one passing him! It was later determined that the winner was, in fact, from Luxembourg.

## St. Louis, 30 Aug 1904

### 41 Kilometres

1,	Thomas Hicks	USA	3:28:53
2,	Albert Corey	FRA	3:34:52
3,	Arthur Newton	USA	3:47:33

## Athens, 1 May 1906

### 41.86 Kilometres

1,	Billy Sherring	CAN	2:51:23.6
2,	John Svanberg	SWE	2:58:20.8
3,	William Frank	USA	3:00:46.8
4,	Gustaf Törnros	SWE	3:01:00.0
5,	Ioannis Alepous	GRE	3:09:25.4
6,	George Blake	AUS	3:09:35.0
7,	Konstantinos Karvelas	GRE	3:15:54.0
8,	André Roffi	FRA	3:17:49.8

(Competitors: 53; Countries: 16)

By far the biggest field yet set off at 15:00, with Dorando Pietri (ITA), the favourite, leading to 24km when stomach trouble forced him to retire. Sherring took the lead at the 25km point, with Blake and Frank battling for second place. Sherring increased the lead throughout the remainder of the race, with Svanberg moving up quickly from fourth in the closing stages to take the silver medal. Sherring, who had arrived in Athens two months earlier weighing 61kg, was down to 51kg at the start of the race, and 44kg (!) by the end. Fourteen finished the race, leaving 39 non-finishers, the largest such number in Olympic marathoning history.

## London, 24 Jul 1908

1,	John Hayes	USA	2:55:18.40R
2,	Charles Hefferon	RSA	2:56:06.0
3,	Joseph Forshaw	USA	2:57:10.4
4,	Alton Welton	USA	2:59:44.4
5,	William Wood	CAN	3:01:44.0
6,	Frederick Simpson	CAN	3:04:28.2
7,	Harry Lawson	CAN	3:06:47.2
8,	Johan Svanberg	SWE	3:07:50.8

(Competitors: 56; Countries: 16)

The race started on the east lawn of Windsor Castle and finished in front of the Royal Box at the White City stadium. The resultant distance of 42, 195m later became the standard for the event. Fred Lord and Jack Price (both GBR) led at five miles in 27:07 and Price was two

seconds up at 10 miles (56:53), with Hefferon third (57:12) a second ahead of Dorando Pietri. At 15 miles the Britons had faded and Hefferon started to build up a big lead – by 21 miles this was a three-minute advantage which had dwindled to 90 seconds by 24 miles. Hefferon then accepted a glass of champagne and was hit by stomach cramps.

Pietri passed him at 25 miles and entered the stadium exhausted by his efforts. A crowd of 80,000 watched as he turned the wrong way. At the urging of the officials he turned and quickly collapsed. He was helped to his feet and fell three more times before crossing the line 32 seconds ahead of Irish born John Hayes. Pietri had to be disqualified for receiving assistance, but so impressed the Royal family that he was presented with a gold cup by the Queen.

Reports that Sir Arthur Conan Doyle assisted Pietri over the line were false. That man was actually Michael Bulger, the chief medical officer for the race. Sir Arthur, the creator of the fictional detective Sherlock Holmes, was sitting in the press box.

### Stockholm, 14 Jul 1912

#### 40.2 Kilometres

1,	Ken McArthur	RSA	2:36:54.8
2,	Christopher Gitsham	RSA	2:37:52.0
3,	Gaston Strobino	USA	2:38:42.4
4,	Andrew Sockalexis	USA	2:42:07.9
5,	James Duffy	CAN	2:42:18.8
6,	Sigge Jacobsson	SWE	2:43:24.9
7,	John Gallagher	USA	2:44:19.4
8,	Joseph Erxleben	USA	2:45:47.4

(Competitors: 68; Countries: 19)

The race was held on a swelteringly hot day, and started at 13:45. The early leaders were Tatu Kolehmainen (FIN) and Alex Ahlgren (SWE). By 15km the Swede had fallen back, and Kolehmainen was followed by McArthur and his fellow South African Gitsham. At halfway Gitsham had made a break and led by 10 seconds from the Finn in 1:12:40, with McArthur third in 1:13:15. Despite a series of feeding stations set up for athletes to take on fluids, the heat began to affect the athletes, and Kolehmainen dropped out after trying to catch Gitsham. Behind the South Africans, the pack was led by Jacobsson and Strobino, the latter having carved his way through the field despite suffering from bleeding feet. With 5km to go, Gitsham stopped for a drink and McArthur got clear. The 30 year-old policeman, a giant in marathoning at 1.83/79kg, won by just under a minute, with half of the runners failing to finish.

### Antwerp, 22 Aug 1920

#### 42.75 Kilometres

1,	Hannes Kolehmainen	FIN	2:32:35.8
2,	Jüri Lossmann	EST	2:32:48.6
3,	Valerio Arri	ITA	2:36:32.8
4,	Auguste Broos	BEL	2:39:25.8
5,	Juho Tuomikoski	FIN	2:40:18.8
6,	Sofus Rose	DEN	2:41:18.0
7,	Joseph Organ	USA	2:41:30.0
8,	Rudolph Hansen	DEN	2:41:39.4

(Competitors: 47; Countries: 17)

For the first time the race took place on a cool day, and only 12 of the 47 starters did not finish. One of these was the veteran Gitsham who took over the lead from Broos at 10km. After Umberto Blasi (ITA) then took an ill-advised break, Gitsham regained the lead at 15km, and shared first place at halfway (1:13:10) with Kolehmainen. These two were joined by Lossman, and it was only with 3km to go that Gitsham had to retire with leg pains. By this point the Finn had built up a small

lead over Lossman, and he entered the stadium with a 70m advantage which he held to the finish.

The time for the longest Olympic marathon was the fastest ever by an amateur, and for the now standard distance would have been around 2:30:30. Arri made up a lot of ground in the last few kilometres to beat Broos for third by a large margin. Despite having overtaken a Belgian, the Italian delighted the Antwerp crowd by joyfully producing three somersaults after crossing the line in third place. This was the last successful race of Kolehmainen's illustrious international career. He tried two more marathons, but failed to finish either, his last being the Finnish Olympic Trials race in 1928.

### Paris, 13 Jul 1924

1,	Albin Stenroos	FIN	2:41:22.6OR
2,	Romeo Bertini	ITA	2:47:19.6
3,	Clarence DeMar	USA	2:48:14.0
4,	Lauri Halonen	FIN	2:49:47.4
5,	Sam Ferris	GBR	2:52:26.0
6,	Manuel Plaza	CHI	2:52:54.0
7,	Boughéra El Ouafi	FRA	2:54:19.6
8,	Gustav Kinn	SWE	2:54:33.4

(Competitors: 58; Countries: 20)

Fortunately for the runners, the heatwave which had engulfed Paris eased for the marathon. Kolehmainen was the favourite, but was not in his usual Olympic form, and failed to finish. The bronze medallist behind him 12 years earlier in the 10,000m, Albin Stenroos, took over the mantle as Finland's top marathon man. After a cautious start Stenroos worked his way through the field, and led by 19km, passing halfway in 1:20:08 with a good lead over Charles Mellor (USA), Bertini and DeMar. Stenroos just went further and further away, winning by almost six minutes from Bertini, who continued Italy's excellent tradition in the event, and DeMar, the most durable of marathon runners. In 1910 he was second in the Boston marathon, yet 14 years after the Paris race he was still good enough to place eighth in America's most famous marathon.

### Amsterdam, 5 Aug 1928

1,	Boughéra El Ouafi	FRA	2:32:57OR
2,	Manuel Plaza	CHI	2:33:23
3,	Martti Martelin	FIN	2:35:02
4,	Kanematsu Yamada	JPN	2:35:29
5,	Joie Ray	USA	2:36:04
6,	Seiichiro Tsuda	JPN	2:36:20
7,	Yrjö Korhoin-Koski	FIN	2:36:37
8,	Sam Ferris	GBR	2:37:41

(Competitors: 68; Countries: 23)

Ray, a 1500m/Mile star more than a decade earlier, had graduated to the marathon, and went to the front of the field shortly after the one armed South African Marthinus Steytler had led the race out of the stadium. Yamada and Tsuda were the leaders at 5km, but a host of runners found themselves at the head of the field for brief moments before halfway, passing 10km in 31:55.

The two Japanese made a break at 28km, but Ray closed on them and made his bid for gold at 35km. Yamada passed Ray with 4km to go, when the order was Yamada, Ray, El Ouafi, Martelin, Plaza, Tsuda, Cliff Bricker (CAN), Korhoin-Koski, Ferris. A kilometre later El Ouafi made the decisive move, with Plaza moving up quickly to second, and Martelin passed the Japanese on the specially laid matting on the run-in to the stadium, to take the bronze medal.

### Los Angeles, 7 Aug 1932

1,	Juan Carlos Zabala	ARG	2:31:36OR
----	--------------------	-----	-----------

2,	Sam Ferris	GBR	2:31:55	
3,	Armas Toivonen	FIN	2:32:12	
4,	Dunky Wright	GBR	2:32:41	
5,	Seiichiro Tsuda	JPN	2:35:42	
6,	Kim Un-Bae	KOR	JPN	2:37:28 (Onbai Kin)
7,	Albert Michelson	USA	2:39:38	
8,	Oskar Hekš	CZE	TCH	2:41:35

(Competitors: 29; Countries: 15)

Six weeks before the Games, Paavo Nurmi ran 2:22:03.8 over 40.2km (worth 2:29:10 for a full marathon), but was suspended by the IAAF for receiving payments for running in Germany in 1931. Without Nurmi the race got underway with Zabala the leader out of the stadium. By five miles Zabala was 200m clear, but was caught by Margarito Barros (MEX) at eight miles. The effort was too much, and the Mexican soon dropped back, eventually being the final finisher (in 20th place) with 3:10:51. Zabala led by 30 seconds at 15.2km (57:00), and was a minute clear at 23km, with Toivonen and Lauri Virtanen his closest pursuers, and Tsuda and Kim one minute behind the Finns.

Virtanen closed in on the Argentine, catching him at 31km (1:30:00). By now Wright was third some 30 seconds behind, but caught the Finn at 33km, and led Zabala by 60 seconds at 35.5km. Like Virtanen, Wright had mis-timed his effort and was passed at 38km by Zabala. The man who had led the field out of the stadium was the first to return, leading by a minute from the sprightly Ferris. Zabala, just 20, collapsed when he crossed the line, in contrast to the fresh Ferris, who made up 41 seconds on the leader in the last half mile of the race.

### Berlin, 9 Aug 1936

1,	Sohn Kee-Chung	KOR	JPN	2:29:19.2OR	(Kitei Son)
2,	Ernie Harper	GBR		2:31:23.2	
3,	Nam Sung-Yong	KOR	JPN	2:31:42.0	(Shoryu Nan)
4,	Erkki Tamila		FIN	2:32:45.0	
5,	Väino Muinonen		FIN	2:33:46.0	
6,	Johannes Coleman		RSA	2:36:17.0	
7,	Donald Robertson		GBR	2:37:06.2	
8,	Henry Gibson		RSA	2:38:04.0	

(Competitors: 56; Countries: 27)

Zabala again led out of the stadium, and this time built up a lead which reached 90 seconds by 15km (49:45). At halfway, achieved in a swift 1:11:29, the lead was less than a minute as Sohn and Harper were now clear of the main pack. At 28km, Sohn moved away from Harper and caught Zabala just after 30km, though Zabala was suffering after a brief fall. The reigning champion stayed with the Korean until 32km, and then retired. Sohn went away steadily; 45 seconds ahead at 35km, he was 1:27 clear by 40km, and won by 2:04 from the exhausted Harper. Sohn became the first Olympian to duck below 2:30, and received a bonus as his teammate and fellow Korean came in third just 19 seconds behind Harper. Sohn had run 2:26:42 the previous year, but the other medallists ran lifetime bests.

Both the gold and bronze medallists were Koreans forced by the occupying power to adopt a Japanese name.

### London, 7 Aug 1948

1,	Delfo Cabrera	ARG		2:34:51.6	
2,	Tom Richards	GBR		2:35:07.6	
3,	Etienne Gailly	BEL		2:35:33.6	
4,	Johannes Coleman	RSA		2:36:06.0	
5,	Eusebio Guíñez	ARG		2:36:36.0	
6,	Sid Luyt	RSA		2:38:11.0	
7,	Gustav Östling	SWE		2:38:40.6	
8,	John Systad	NOR		2:38:41.0	

(Competitors: 41; Countries: 21)

Gailly took the lead after three miles from Guíñez, and passed 10km in

34:34, with a 12 seconds lead over Lou Wengau. This doubled to 24 seconds at 20km (1:09:29). By 30km Lou had lost touch, and Gailly was tiring, his lead over Guíñez having shrunk to 30 seconds (1:47:01). By now Choi Yoon-chil (KOR) was the fastest moving athlete, after improving from eighth to third in the previous 5km, with Cabrera one second behind him, 52 behind the Belgian. Choi's efforts were too much, and he retired soon after 36km, having led from Cabrera and Gailly by 28 seconds at 35km. Cabrera was now ahead, with Richards closing in on Gailly; but then Gailly made a comeback, taking the lead at 40km, and entering Wembley stadium first. However, he was almost "Pietri-like", and Cabrera and Richards soon passed him, with Coleman finishing 30 seconds behind the gallant Belgian.

### Helsinki, 27 Jul 1952

1,	Emil Zátopek	CZE	TCH	2:23:03.2OR	
2,	Reinaldo Gorno	ARG		2:25:35.0	
3,	Gustaf Jansson	SWE		2:26:07.0	
4,	Choi Yoon-Chil		KOR	2:26:36.0	
5,	Veikko Karvonen		FIN	2:26:41.8	
6,	Delfo Cabrera		ARG	2:26:42.4	
7,	József Dobronyi		HUN	2:28:04.8	
8,	Erkki Puolakka		FIN	2:29:35.0	

(Competitors: 66; Countries: 32)

Jim Peters (GBR) had set a world's best of 2:20:42.2 in June, with Stan Cox running the number two time ever of 2:21:42. In Helsinki, Peters quickly went ahead and was 19 seconds clear of Cox, Jansson and Zátopek at 5km (15:43), and was still 16 seconds ahead at 10km (31:55). Jansson and Zátopek had caught Peters (47:58) by 15km, with Gorno and Cox just over a minute adrift. Zátopek asked Peters if the pace was too fast, to which Peters responded that it was too slow. So Zátopek speeded up, and he and Jansson promptly began to ease away from the gritty Briton.

Peters was ten seconds adrift by 20km (1:04:27), and by 30km Zátopek, in his first ever marathon, was 26 seconds clear of Jansson's 1:39:08, with Peters 45 seconds further back. Peters then suffered a cramp in his left leg, and retired shortly after. Jansson began to flag, and Gorno passed him shortly before 40km (2:17:25, 2:15 behind Zátopek). Cabrera was fourth, but being caught by Choi. The Korean did overtake Cabrera and was less than 25 seconds behind the faltering Jansson. Behind Choi, Karvonen was closing quickest and he beat Cabrera by less than a second. Up ahead Zátopek had won by 2:30 minutes from Gorno, which allied with his 5000m/m double, gave him the most remarkable running events treble in the history of the Olympics. At the start, before the gun, Zátopek had said "Men, today we die a little" – he just died less than the others.

### Melbourne, 1 Dec 1956

1,	Alain Mimoun	FRA		2:25:00	
2,	Franjo Mihalić	SRB	YUG	2:26:32	
3,	Veikko Karvonen		FIN	2:27:47	
4,	Lee Chang-Hoon		KOR	2:28:45	
5,	Yoshiaki Kawashima		JPN	2:29:19	
6,	Emil Zátopek		TCH	2:29:34	
7,	Ivan Filin	RUS	URS	2:30:37	
8,	Evert Nyberg		SWE	2:31:12	

(Competitors: 46; Countries: 23)

With temperatures soaring to 30°C this was not going to be a quick race, and the early 5km splits pace of 16:25, 33:30 and 50:36 saw a dozen athletes bunched within a few seconds. Shortly before halfway Mimoun made a sharp attack on a hill, and broke away, leading from European Champion Karvonen by 50 seconds at 25km (1:24:35). At 30km (1:41:47) the lead was 1:12, with Karvonen joined by Mihalić and Kawashima, and Zátopek fifth, 51 seconds behind. Mimoun

extended his lead to 1:32 by the finish, with Mihalić getting clear of Karvonen after 35km.

Mimoun had won five silvers behind Zátopek in Olympic and European title races, and now finally won gold ahead of his old friend, who, having lost three months of training in '56, still managed sixth place. Mimoun competed in one more Olympics (34th in the 1960 marathon), but was still capable of 2:34:37 in 1972 at the age of 51.

### Rome, 10 Sep 1960

1,	Abebe Bikila	ETH	2:15:16.2WB
2,	Rhadi ben Abdesslem	MAR	2:15:41.6
3,	Barry Magee	NZL	2:17:18.2
4,	Konstantin Vorobyov	RUS URS	2:19:09.6
5,	Sergey Popov	RUS URS	2:19:18.8
6,	Thyge Thøgersen	DEN	2:21:03.4
7,	Abebe Wakgira	ETH	2:21:09.4
8,	Bakir Benaissa	MAR	2:21:21.4

(Competitors: 69; Countries: 35)

The largest field in Olympic history set off at 17:30, the late start being an attempt to miss the heat of the day. Rhadi, the International Cross Country Champion, Bikila, Arthur Keily (GBR), and Aurele Vandendriessche (BEL) were the early leaders, passing 5km in 15:35, and 15km in 48:02. By 20km Rhadi and the barefoot Bikila were 26 seconds ahead of Vandendriessche in 1:02:39, and the Belgian retired shortly afterwards.

The two leaders passed halfway in an unheard of 1:06:40. By 30km (1:34:29) the two men were 2:23 clear of Magee and race favourite Popov. At 40km they were still 1:26 ahead of Magee, who was now 1:46 clear of Vorobyov. Along the torchlit Appian way, Bikila opened a 50m gap with a kilometre remaining, and he extended the lead to 150m by the finish at the Arch of Constantine – a wonderfully dramatic setting for the close of an Olympic marathon. Bikila had beaten Popov's world best of 2:15:17 by less than a second. Bikila, an international unknown, won the Ethiopian trials race at altitude in 2:21:23 a month earlier by nine minutes, a prelude to the first ever gold medal for Ethiopia.

### Tokyo, 21 Oct 1964

1,	Abebe Bikila	ETH	2:12:11.2WB
2,	Basil Heatley	GBR	2:16:19.2
3,	Kokichi Tsuburaya	JPN	2:16:22.8
4,	Brian Kilby	GBR	2:17:02.4
5,	József Sütő	HUN	2:17:55.8
6,	Buddy Edelen	USA	2:18:12.4
7,	Aurele Vandendriessche	BEL	2:18:42.6
8,	Kenji Kimihara	JPN	2:19:49.0

(Competitors: 68; Countries: 35)

Ron Clarke and Jim Hogan (GBR) were the early leaders, passing 10km in a fast 30:14, with only Bikila, Hannachi (TUN) and Naftali Temu (KEN) in contact. At 15km (45:35) Bikila, Hogan and Clarke were over a minute ahead of the chasing pack. Bikila – who'd had his appendix removed seven weeks earlier – went into the lead clad in shoes on this occasion, and at 20km (1:00:58) was five seconds ahead of Hogan, with Clarke (1:01:39) now well back.

Bikila extended his lead to 40 seconds at 30km (1:32:50), with Hogan 1:29 ahead of Tsuburaya and Suto. Just after 35km Hogan retired, and by 40km Bikila was almost three minutes clear of Tsuburaya. Heatley was now third, just over a minute behind Tsuburaya, but the Japanese star was fading. Bikila won with a world's best ever performance for the second time, and proceeded to warm down with some calisthenics to stupify and amuse the audience. Heatley caught the exhausted Tsuburaya with 120m to go to take the silver medal. Of the top eight, Edelen was the freshest finisher after

Heatley, and Clarke continued to the finish, placing ninth in a personal best 2:20:26.8. Tsuburaya committed suicide early in 1968, still depressed by his "failure" in 1964 and his inability to overcome training injuries.

### Mexico City, 20 Oct 1968

1,	Mamo Wolde	ETH	2:20:26.4
2,	Kenji Kimihara	JPN	2:23:31.0
3,	Michael Ryan	NZL	2:23:45.0
4,	Ismail Akçay	TUR	2:25:18.8
5,	Bill Adcocks	GBR	2:25:33.0
6,	Merawi Gebru	ETH	2:27:16.8
7,	Derek Clayton	AUS	2:27:23.8
8,	Tim Johnston	GBR	2:28:04.4

(Competitors: 74; Countries: 41)

Bikila and Wolde were the favourites, as they were considered least likely to be affected by the altitude, but Bikila had a leg injury and had to retire from the race after 17km. The early leaders were Jürgen Busch (GDR) and Kenny Moore (USA). By 20km (1:06:02) the leaders were Johnston and Gaston Roelants, the former steeplechaser, with Temu just behind them. In the next 5km Temu moved into the lead (1:22:29), with Wolde eight seconds back, up from sixth, and Johnston now just over a minute behind the leader.

Wolde was ahead by 30km, and Temu cracked shortly after, eventually placing 19th. Kimihara was up to second, but by 40km was 2½ minutes back, with the lead extending continually. Wolde ran out an easy winner, in the best Ethiopian tradition, with Kimihara increasing his lead over Ryan by eight seconds in the last two kilometres.

### Munich, 10 Sep 1972

1,	Frank Shorter	USA	2:12:19.8
2,	Karel Lismont	BEL	2:14:31.8
3,	Mamo Wolde	ETH	2:15:08.4
4,	Kenneth Moore	USA	2:15:39.8
5,	Kenji Kimihara	JPN	2:16:27.0
6,	Ron Hill	GBR	2:16:30.6
7,	Don Macgregor	GBR	2:16:34.4
8,	Jack Foster	NZL	2:16:56.2

(Competitors: 69; Countries: 35)

On a warm (21°C) and humid day the race was led by the world's fastest man, Derek Clayton, through 10km (31:15) with Hill, one of the two favourites, right with him. Shorter, the other highly regarded runner, ran his next 5km in 14:57, and by 15km was five seconds up, which widened to 31 seconds over Lismont at 20km (1:01:30). Relentlessly Shorter increased the lead to 1:05 at 30km (1:32:49), with Wolde and Moore the closest followers, and Lismont 20 seconds behind. Wolde was a clear second at 35km, 14 seconds up on Lismont, with Moore going through a bad patch. Shorter passed 40km with a margin of two minutes over Lismont who had gained 21 seconds on Wolde in the previous 5km. The order remained the same for the top four to the finish. Shorter was preceded into the stadium by a hoaxer, who ran almost a full lap before being bundled away.

Wolde, now aged 38, had made his first Olympic appearance 16 years earlier in the 1500m ... and 4 x 400m!

### Montreal, 31 Jul 1976

1,	Waldemar Cierpinski	GDR	2:09:55.0OR
2,	Frank Shorter	USA	2:10:45.8
3,	Karel Lismont	BEL	2:11:12.6
4,	Donald Kardong	USA	2:11:15.8
5,	Lasse Viren	FIN	2:13:10.8

6,	Jerome Drayton	CAN	2:13:30.0
7,	Leonid Moseyev	RUS	URS 2:13:33.4
8,	Franco Fava	ITA	2:14:24.6

(Competitors: 67; Countries: 35)

Shorter, and his teammate Bill Rodgers, were the favourites, but Rodgers had a foot injury which left him in 40th place by the finish. Rodgers led the pack on a wet humid day at 10km (30:48), and Shorter was in front at 20km (1:01:24) with a group of seven men in attendance. By 30km (1:32:08) only Cierpinski was with the American, with Drayton third, and Rodgers still in the top six, alongside Viren who was attempting a Zátpek treble. Just before 35km Cierpinski broke clear of Shorter, leading him by 13 seconds at that point, with Shorter easing slightly, resigned to take silver. Cierpinski considered that he had a psychological advantage over the American, knowing just how good he was, while he realised that Shorter knew nothing about his strengths and weaknesses. The tall (1.90m) Kardong was now third, ahead of Lismont, but the gutsy European champion went past the cramping American for the bronze. Viren was a creditable fifth ahead of Drayton. Cierpinski, like Gaston Roelants a former steeplechaser, had improved nearly 2½ minutes over his best, a win in the '76 national championships in May.

### Moscow, 1 Aug 1980

1,	Waldemar Cierpinski	GDR	2:11:03
2,	Gerard Nijboer	NED	2:11:20
3,	Satymkul Dzhumanazarov	KGZ	URS 2:11:35
4,	Vladimir Kotov	BLR	URS 2:12:05
5,	Leonid Moseyev	RUS	URS 2:12:14
6,	Rodolfo Gómez	MEX	2:12:39
7,	Dereje Nedi	ETH	2:12:44
8,	Massimo Magnani	ITA	2:13:12

(Competitors: 74; Countries: 40)

Despite the boycott, a record-equalling entry of 74 started the race in hot (26°C) conditions. Kotov led at 10km in 31:16, but his lead of six seconds had diminished to nothing by 20km (1:03:42), with 16 men bunched together. Gómez made a break a 23km, leading the surprising Nijboer by six seconds at 25km, a lead which was halved at 35km. In the interim Viren had dropped out shortly after 25km, the only time he failed to finish a race in his illustrious Olympic career. Cierpinski and Nijboer went past Gómez, and the reigning champion was 19 seconds clear at 40km (2:04:35). Behind them Dzhumanazarov won the battle of the Soviets, a trio which produced the best grouping since 1908 when the USA had three of the top four finishers.

### Los Angeles, 12 Aug 1984

1,	Carlos Lopes	POR	2:09:21 <sup>OR</sup>
2,	John Treacy	IRL	2:09:56
3,	Charlie Spedding	GBR	2:09:58
4,	Takeshi Soh	JPN	2:10:55
5,	Rob de Castella	AUS	2:11:09
6,	Juma Ikangaa	TAN	2:11:10
7,	Joseph Nzau	KEN	2:11:28
8,	Djama Robleh	DJI	2:11:39

(Competitors: 107; Countries: 60)

Hot (27 °C) but dry conditions were thought likely to make this a slow race to be won by de Castella ahead of Japan's enigmatic Toshihiko Seko. A pack passed through 10km in 31:15 and 20km in 1:01:26 with the USA's well regarded Alberto Salazar dropping back. Runners began to slip away, but 12 were still in contention at 30km (1:33:02). Seko, Robleh and de Castella fell back just before 35km, and Lopes moved away with 5km to run. His 5km split to 40km (2:02:56) was 14:33, and he was now 22 seconds ahead. The oldest man to win the Olympic marathon, at 37, Lopes won by 35 seconds, with Treacy breaking away

from Spedding just before the stadium.

### Seoul, 2 Oct 1988

1,	Gelindo Bordin	ITA	2:10:32
2,	Douglas Wakiihuri	KEN	2:10:47
3,	Ahmed Salah	DJI	2:10:59
4,	Takeyuki Nakayama	JPN	2:11:05
5,	Steve Moneghetti	AUS	2:11:49
6,	Charlie Spedding	GBR	2:12:19
7,	Juma Ikangaa	TAN	2:13:06
8,	Rob de Castella	AUS	2:13:07

(Competitors: 118; Countries: 66)

An early morning start would have been kinder to the runners. The race began at 14:35 with the temperature at 25°C and humidity at 74%. A large group went through 10km (30:32), 20km (1:01:21) and halfway (1:04:49) together. By 30km (1:32:49) the top Australians had fallen off the pace, and when Bordin applied pressure at 31km, Seko was gone, leaving a bunch of six – Bordin, Nakayama, Wakiihuri, Salah, Spedding and Ikangaa. These last two tailed away at 35km, and Nakayama began slipping back at 37km. Salah worked hard to 39km, and left Wakiihuri 20m behind, with Bordin a further 20m back. Bordin saw the Kenyan World Champion tiring and passed him just past 40km (2:03:39), with Salah still four seconds ahead. Some 600m later Bordin passed Salah, and then went away from his exhausted competitors to win Italy's first Olympic gold medal in the event, 80 years after Pietri had crossed the line in first place.

### Barcelona, 9 Aug 1992

1,	Hwang Young-cho	KOR	2:13:23
2,	Koichi Morishita	JPN	2:13:45
3,	Stephan Freigang	GER	2:14:00
4,	Takeyuki Nakayama	JPN	2:14:02
5,	Salvatore Bettiol	ITA	2:14:15
6,	Salah Qoqaiche	MAR	2:14:25
7,	Jan Huruk	POL	2:14:32
8,	Hiromi Taniguchi	JPN	2:14:42

(Competitors: 110; Countries: 72)

As in 1988, the heat and humidity at the start were high (25°C, 72%), and with the race ending in Montjuïc stadium after a long uphill climb, would clearly be a tough one. The pace was slow, with Hwang leading at 10km (31:59), and Qoqaiche at 20km (1:04:00). Bettiol made a move just after midway (1:07:22) just as World Champion Taniguchi slipped and lost a shoe, losing 20 seconds in the process. Bettiol's move was soon covered, and Morishita began to push the pace, with only Hwang and his teammate Kim Jae-yong able to keep up.

Kim led at 30km (1:34:42), but it was a last ditch effort, and he fell back to finish 10th. The two Asians were now leading by 100m from Freigang and Nakayama. As the long hill to Montjuïc began each man tried to break the other with brief surges. Eventually, with 2km to go, Hwang made his big effort, and won by over 100m. Freigang beat Nakayama with a finishing kick. This was officially Korea's first gold medal, but Hwang himself said "It was important for me to win this for Sohn Kee-Chung, the hero of 1936."

### Atlanta, 4 Aug 1996

1,	Josia Thugwane	RSA	2:12:36
2,	Lee Bong-Ju	KOR	2:12:39
3,	Eric Wainaina	KEN	2:12:44
4,	Martín Fiz	ESP	2:13:20
5,	Richard Nerurkar	GBR	2:13:39
6,	Germán Silva	MEX	2:14:29
7,	Steve Moneghetti	AUS	2:14:35

8, Benjamin Paredes MEX 2:14:55  
(Competitors: 119; Countries: 76)

Held in the early morning, the heat was not excessive (23°C), but the humidity was oppressive at 92%. No great surprise that the leading 20 of the biggest Olympic field ever were together at 30km. Of these, Vanderlei de Lima (BRA) fared worst, tailing off to 47th in the last 12km. The first half had taken 1:07:36, with the fastest 5km section (the second) a slow 15:35. At 31km Thugwane attacked, leaving all except Lee 50m behind, with Wainaina chasing and catching them after 2km. The 30-35km section was the fastest of the race (15:11), and the three stayed together for the next 5km (15:33), a mainly uphill section towards the centre of Atlanta.

Fiz, the race favourite and World Champion, had closed to within 70m of the leaders at 38km, but the three leaders got away on the downhill section to the stadium. Thugwane finally escaped from Lee and Wainaina with 1000m to go, and Lee passed the Kenyan at the entrance to the stadium. The winning margin of three seconds was the slimmest in Olympic history.

### Sydney, 1 Oct 2000

1,	Gezahegn Abera	ETH	2:10:11
2,	Eric Wainaina	KEN	2:10:31
3,	Tesfaye Tola	ETH	2:11:10
4,	Jon Brown	GBR	2:11:17
5,	Giacomo Leone	ITA	2:12:14
6,	Martin Fiz	ESP	2:13:06
7,	Abdelkader El Mouaziz	MAR	2:13:49
8,	Mohamed Ouadi	FRA	2:14:04

(Competitors: 100; Countries: 69)

With a strong wind hindering the runners, this race was never going to be fast. A large pack of runners passed the halfway mark in 65:02, led by Domingos Castro of Portugal. At the 17-mile mark Wainaina surged but the wind held him back and he finally reduced the pack to a group of 4 with only Brown and the two Ethiopians in touch. The Kenyan dropped Brown after 21 miles and Tola two miles later. Abera surged ahead after 24 miles to become one of the youngest ever Olympic marathon winners at 22 years 161 days. Wainaina improved one place from Atlanta and Tola held off Brown for the final medal

### Athens, 29 Aug 2004

1,	Stefano Baldini	ITA	2:10:55
2,	Meb Keflezighi	USA	2:11:29
3,	Vanderlei de Lima	BRA	2:12:11
4,	Jon Brown	GBR	2:12:26
5,	Shigeu Aburaya	JPN	2:13:11
6,	Toshinari Suwa	JPN	2:13:24
7,	Eric Wainaina	KEN	2:13:30
8,	Albert Chaiça	POR	2:14:17

(Competitors: 101; Countries: 61)

Wary of the heat (30°C), the highest for an Olympic distance race since 1924, the pace went slowly through the first 15km (48:15), before Henrick Ramaala (RSA) opened up a 50m lead. This was closed down by 20km (63:54) and de Lima then made a break. The Brazilian led for more than 15km, expanding the lead to 47 seconds at 30km, but lost 19 seconds over the next 5km. At the 36km mark a mentally disturbed Irishman (Neil Horan) ran at de Lima pushing him into the crowd. The man was grabbed and de Lima continued on his way, having lost about 20 seconds of a 48-second lead. Baldini caught the Brazilian just before 39km, and went away to win by 34 seconds from Keflezighi, while de Lima managed to hold on from Brown, who placed fourth for the second Games in succession.

Baldini had covered his fourth 10km (mainly downhill) in a superb

28:59 and would have won the race without de Lima's tribulations, but the Brazilian might have won silver without the interruption. At the Athens closing ceremony later that day, de Lima was awarded the Pierre de Coubertin medal in recognition of his courage and spirit of fair play.

### Beijing, 24 Aug 2008

1,	Samuel Wanjiru	KEN	2:06:32OR
2,	Jaouad Gharib	MAR	2:07:16
3,	Tsegay Kebede	ETH	2:10:00
4,	Deriba Merga	ETH	2:10:21
5,	Martin Lel	KEN	2:10:24
6,	Viktor Röthlin	SUI	2:10:35
7,	Gashaw Asfaw	ETH	2:10:52
8,	Yared Asmeron	ERI	2:11:11

(Competitors: 95; Countries: 57)

The expected hot and humid conditions were thought to militate against a quick pace, as was Beijing's smog which was once anticipated to be so bad that the race would need to be cancelled. The latter fear proved to be utterly unfounded, while the former was dispelled with a first 5km by Wanjiru of 14:52, followed by 14:33. It was evident that a quick race was in store, despite the temperature of 24°C at the start (rising to 30° by the end of the race).

The leading group comprised of eight men when halfway was reached in 62:34 with Yonas Kifle (ERI) leading, with Merga, Gharib, Lel and Wanjiru all in attendance. Kifle would eventually fade to 36th, losing nearly 14 minutes in the second half. At 30km Merga led from Wanjiru (1:29:14) with Gharib four seconds back. Wanjiru broke away at the 38km mark, and by 40km (1:59:54) was 18 seconds clear of Gharib, with Merga another 1:39 back. Unworried by the heat, the Kenyan finished in a magnificent 2:06:32, and Gharib, 44 seconds behind, was 2:44 ahead of Kebede, who passed his teammate Merga with 250m to go. Wanjiru (21) became the youngest marathon champion since 1932 and his time was the fastest ever in a major championship or in such difficult conditions. Regretably, his name was wrongly shown as "Wansiru" across Beijing's information systems.

Tragically Wanjiru did not live to make further Olympic history. On May 15, 2011 at age 24, he died from his injuries after falling off a balcony at his home in Nyahururu.

### London, 12 Aug 2012

1,	Stephen Kiprotich	UGA	2:08:01
2,	Abel Kirui	KEN	2:08:27
3,	Wilson Kipsang	KEN	2:09:37
4,	Meb Keflezighi	USA	2:11:06
5,	Marilson dos Santos	BRA	2:11:10
6,	Kentaro Nakamoto	JPN	2:11:16
7,	Cuthbert Nyasango	ZIM	2:12:08
8,	Paulo Roberto Paulo	BRA	2:12:17

(Competitors: 105; Countries: 67)

The early pace suggested a finishing time of 2:09, as Kipsang (15:23) and Brazil's Franck de Almeida (30:38) led after the first two 5km points. The Kenyan then injected a 14:11 split to break up the field. By halfway (63:15), his lead was 16 seconds, but it was clear his break was not decisive. At 25km the gap was just seven seconds over Kirui, Ayele Abshero (ETH) and Kiprotich. The Ethiopian tailed away over the next 5km and, like his two teammates, would fail to finish. A sad indictment of a selection procedure which omitted then world record holder Haile Gebrselassie and Beijing medallist Tsegaye Kebede.

Kipsang and Mutai had a slight lead over the Ugandan at 35km, but Kiprotich was biding his time, and broke away with just under 6km to go. He was 20 seconds quicker than Kirui over the eighth section of 5km (15:08) and extended his lead to the line for a surprising but well earned win.

Kipsang was third, 1½ minutes behind Kiprotich and a similar mar-

gin ahead of veteran Keflezighi. The course comprised one lap of 3.571km in central London, followed by three of 12.875km, starting and finishing in The Mall within sight of Buckingham Palace.

## MEN'S MARATHON

## The Best on Points

16	Abebe Bikila ETH	1960-1, 1964-1
	Waldemar Cierpinski GDR	1976-1, 1980-1
15	Frank Shorter USA	1972-1, 1976-2
	Eric Wainaina KEN	1996-3, 2000-2, 2004-7

## Most Placings in Top Eight

3	Sam Ferris GBR	1924-5, 1928-8, 1932-2
	Kenji Kimihara JPN	1964-8, 1968-2, 1972-5
	Wainaina	

## Most Appearances

5	Toni Bernadó AND	1996-87, 2000-49, 2004-57, 2008-58, 2012-74
4	Karel Lismont BEL	1972-2, 1976-3, 1980-9, 1984-24
	Baikuntha Manandhar NEP	1976-50, 1980-37, 1984-46, 1988-54
	Rob de Castella AUS	1980-10, 1984-5, 1988-8, 1992-26
	Ahmed Salah DJI	1984-20, 1988-3, 1992-30, 1996-42
	Steve Moneghetti AUS	1988-5, 1992-48, 1996-7, 2000-10
	Lee Bong-Ju KOR	1996-2, 2000-24, 2004-14, 2008-28
	Pavel Loskutov EST	1996-58, 2000-35, 2004-25, 2008-dnf
	Viktor Röthlin SUI	2000-36, 2004-dnf, 2008-6, 2012-11

## Placing Table

	G	S	B	4	5	6	7	8	M	Points
USA	3	2	5	5	2	3	4	2	10	120
JPN	1	2	2	4	4	4	-	2	5	84
GBR	-	4	1	4	3	2	2	2	5	78
ETH	4	-	3	1	-	1	3	-	7	64
FIN	2	-	3	2	4	-	1	1	5	63
KEN	1	3	2	-	1	-	2	-	6	49
FRA	3	2	-	1	-	-	1	2	5	47
RSA	2	2	-	1	-	2	-	1	4	42
GRE	1	1	-	1	3	1	2	1	2	40
ITA	2	1	1	-	2	-	-	2	4	39
SWE	-	1	2	1	-	1	1	3	3	32
ARG	2	1	-	-	1	1	-	-	3	30
URS	-	-	1	2	2	-	2	-	1	28
CAN	1	-	-	-	2	2	2	-	1	26
BEL	-	1	2	1	-	-	1	-	3	26
KOR	1	1	-	2	-	-	-	-	2	25
GER	2	-	1	-	-	-	-	-	3	22
MAR	-	2	-	-	-	1	1	1	2	20
AUS	-	-	-	-	2	1	2	1	0	16
NZL	-	-	2	-	-	-	-	1	2	13
TCH (CZE)	1	-	-	-	-	1	-	1	1	12
HUN	-	-	1	-	1	-	1	-	1	12
BRA	-	-	1	-	1	-	-	1	1	11
CHI	-	1	-	-	-	1	-	-	1	10
POR	1	-	-	-	-	-	-	1	1	9
UGA	1	-	-	-	-	-	-	-	1	8
ESP	-	-	-	1	-	1	-	-	0	8
EST	-	1	-	-	-	-	-	-	1	7
IRL	-	1	-	-	-	-	-	-	1	7
NED	-	1	-	-	-	-	-	-	1	7
YUG (SRB)	-	1	-	-	-	-	-	-	1	7
DJI	-	-	1	-	-	-	-	1	1	7
DEN	-	-	-	-	-	2	-	1	0	7
MEX	-	-	-	-	-	2	-	1	0	7
CUB	-	-	-	1	-	-	-	-	0	5
TUR	-	-	-	1	-	-	-	-	0	5
TAN	-	-	-	-	-	1	1	-	0	5
SUI	-	-	-	-	-	1	-	-	0	3
POL	-	-	-	-	-	-	1	-	0	2
ZIM	-	-	-	-	-	-	1	-	0	2
ERI	-	-	-	-	-	-	-	1	0	1
NOR	-	-	-	-	-	-	-	1	0	1
<b>Totals</b>	<b>28</b>	<b>28</b>	<b>28</b>	<b>28</b>	<b>28</b>	<b>28</b>	<b>28</b>	<b>27</b>	<b>84</b>	<b>1007</b>

## Breakdown of URS placings:

RUS	-	-	1	2	-	2	-	0	17	
KGZ	-	-	1	-	-	-	-	1	6	
BLR	-	-	1	-	-	-	-	0	5	
<b>Totals</b>	<b>-</b>	<b>-</b>	<b>1</b>	<b>2</b>	<b>2</b>	<b>-</b>	<b>2</b>	<b>-</b>	<b>1</b>	<b>28</b>

## Breakdown of GER placings:

GDR	2	-	-	-	-	-	-	2	16
GER	-	-	1	-	-	-	-	1	6
<b>Totals</b>	<b>2</b>	<b>-</b>	<b>1</b>	<b>-</b>	<b>-</b>	<b>-</b>	<b>-</b>	<b>3</b>	<b>22</b>

## 3000 Metres Steeplechase

1896 – 1912: Not held, though see discontinued events for other steeplechase distances

## Antwerp, 20 Aug 1920

1,	Percy Hodge	GBR	10:00.40R
2,	Patrick Flynn	USA	10:21.0e
3,	Ernesto Ambrosini	ITA	10:32.0e
4,	Gustaf Mattsson	SWE	10:32.1e
5,	Michael Devaney	USA	10:34.3e
6,	Albert Hulsebosch	USA	10:37.7e
7,	Lars Hedwall	SWE	10:42.2e
8,	Raymond Watson	USA	10:50.3e

(Competitors: 16; Countries: 6; Finalists: 8)

Devaney (10:23.0), Flynn (10:36.0) and Hodge (10:17.4) were the heat winners. The final was run at 9:00, and Ambrosini was the initial leader. Hodge took over in the second lap, and ran away from the field to lead by 100y by halfway. Flynn broke away from the pack in the penultimate lap, and was a clear second, with the deficit reported as anything from 75y to almost 100m behind Hodge.

## Paris, 9 Jul 1924

1,	Ville Ritola	FIN	9:33.60R
2,	Elias Katz	FIN	9:44.0e
3,	Paul Bontemps	FRA	9:45.2e
4,	Marvin Rick	USA	9:56.4e
5,	Karl Ebb	FIN	9:57.5e
6,	Evelyn Montague	GBR	9:58.0e
7,	Michael Devaney	USA	10:01.0e
8,	Albert Isola	FRA	10:14.8e

(Competitors: 19; Countries: 8; Finalists: 9)

Ritola went into the lead early and, despite poor technique at the solid fence-like hurdles, won by more than 50m from Katz in a time which was just 0.2 seconds off the best on record, set by Bontemps the previous month. Katz fell with two laps to go but recovered from seventh place to pass Bontemps in the finishing straight.

## Amsterdam, 4 Aug 1928

1,	Toivo Loukola	FIN	9:21.8WR
2,	Paavo Nurmi	FIN	9:31.2e
3,	Ove Andersen	FIN	9:35.6e
4,	Nils Eklöf	SWE	9:38.0e
5,	Henri Dartigues	FRA	9:40.0e
6,	Lucien Duquesne	FRA	9:40.5e
7,	Melvin Dalton	USA	
8,	William Spencer	USA	

(Competitors: 22; Countries: 10; Finalists: 9)

The domination of the Finns was evident in the heats, won by Ritola (9:46.6), Nurmi (9:58.8), and Loukola (9:37.6). Of the times prior to Amsterdam, Loukola had been much the fastest man with 9:25.2, more than ten seconds quicker than Dalton (9:35.6). Nurmi fell in the water jump early in his heat, and was helped up by Duquesne. Nurmi stayed with the tiny (1.55m) Frenchman to the end of the heat, the two amicably crossing the line together.

In the final, Andersen and Loukola were the early leaders, with only Ritola of the favourites losing touch early. Exhausted from the 5000m the day before, he eventually dropped out. The decisive move came from Loukola in the fifth lap, where the pace for the 417m lap was increased from 80.8 to 77.2, and then 76.4 for the next lap. By the bell he was 13 seconds ahead of Nurmi, and won easing up, yet still beat his own best on record by more than three seconds. Nurmi had too much pace for Andersen and won the silver medal easily.



## Los Angeles, 6 Aug 1932

### 3460 Metres

1,	Volmari Iso-Hollo	FIN	10:33.4
2,	Tom Evenson	GBR	10:46.0
3,	Joe McCluskey	USA	10:46.2
4,	Martti Matilainen	FIN	10:52.4
5,	George Bailey	GBR	10:53.2
6,	Glen Dawson	USA	10:58.0e
7,	Giuseppe Lippi	ITA	11:04.0e
8,	Walter Pritchard	USA	11:04.5e

(Competitors: 15; Countries: 8; Finalists: 10)

Evenson set an Olympic record of 9:18.8 in the first heat, to be followed by Iso-Hollo's 9:14.6, ahead of McCluskey (9:14.8). All three of the United States athletes ran under 9:20. Iso-Hollo took the lead in the final in the second lap, and built up a big lead over his pursuers – Evenson, Dawson and McCluskey.

During the race the lap counter made an error, and as Iso-Hollo reached the finish (in 9:08.4) he was urged to run another 460m lap. Behind him, McCluskey reached 3000m in second place, but was overtaken by Evenson in the final lap. McCluskey was offered the chance of a re-run, but declined, stating that the official finishing line was the end of the race.

## Berlin, 8 Aug 1936

1,	Volmari Iso-Hollo	FIN	9:03.8WR
2,	Kalle Tuominen	FIN	9:06.8
3,	Alfred Dompert	GER	9:07.2
4,	Martti Matilainen	FIN	9:09.0
5,	Harold Manning	USA	9:11.2
6,	Lars Larsson	SWE	9:16.6
7,	Voldemārs Vītols	LAT	9:18.8
8,	Glen Dawson	USA	9:21.2

(Competitors: 28; Countries: 13; Finalists: 12)

Dompert was the fastest heat winner (9:27.2) in windy conditions, with Iso-Hollo and Tuominen comfortably winning the other heats. Heyn led for 300m of the first lap, whereupon Iso-Hollo moved to the front, with only Matilainen attempting to stay with the reigning champion. Iso-Hollo built up a lead of some 30m, and won by just over 20m after the chasing group of four made their bid for the lesser medals. Manning had to let go first, but Matilainen was third until 200m to go when, to the delight of the crowd, Dompert passed him to win bronze behind Tuominen.

## London, 5 Aug 1948

				<u>Adjusted</u>
1,	Tore Sjöstrand	SWE	9:04.6	9:04.6
2,	Erik Elmsäter	SWE	9:08.2	9:08.5
3,	Göte Hagström	SWE	9:11.8	9:12.2
4,	Alex Guyodo	FRA	9:13.6	9:13.6
5,	Pentti Siltaloppi	FIN	9:19.6	9:20.0
6,	Petar Šegedin	SRB	YUG 9:20.4	9:20.7
7,	Browning Ross	USA		9:24.1
8,	Constantino Miranda	ESP		9:26.6

(Competitors: 26; Countries: 12; Finalists: 12)

	<u>Differential</u>
Sjöstrand	0.00
Elmsäter	3.81 behind
Hagström	7.54
Guyodo	8.92
Siltaloppi	15.39
Šegedin	16.08
Ross	19.42
Miranda	22.00

Elmsäter, the first to run under nine minutes (8:59.6 in 1944), Sjöstrand the fastest man of 1948 (9:02.0), and European champion Raphaël Pujazon were the heat winners and favourites, with Elmsäter the quickest at 9:15.0. Pujazon dropped out in the final just before halfway with stomach problems, and Sjöstrand and Elmsäter pushed the pace, with only Siltaloppi in touch.

The Finn was dropped just after the bell, and Sjöstrand proved too strong for his teammate in the last lap. Behind them Hagström moved from fifth to third in the last lap with a powerful finish, to give Sweden its only clean sweep on the track in Olympic athletics history.

## Helsinki, 25 Jul 1952

				<u>Electrics</u>
1,	Horace Ashenfelter	USA	8:45.4OR	(8:45.68)
2,	Vladimir Kazantsev	RUS	URS 8:51.6	(8:51.52)
3,	John Disley	GBR	8:51.8	(8:51.94)
4,	Olavi Rinteenpää	FIN	8:55.2	(8:55.60)
5,	Curt Söderberg	SWE	8:55.6	(8:55.87)
6,	Günter Hesselmann	GER/FRG	8:55.8	(8:55.98)
7,	Mikhail Saltykov	BLR	URS 8:56.2	(8:56.47)
8,	Helmut Gude	GER/FRG	9:01.4	(9:01.36)

(Competitors: 35; Countries: 19; Finalists: 12)

<u>Splits</u>	<u>1000m</u>	<u>2000m</u>
Ashenfelter	2:50.4	5:47.4
Kazantsev	2:50.6	5:47.6
Rinteenpää	2:50.8	
Saltykov	2:49.8	

Although there would be no official world record in the event until 1954, the standard improved dramatically in 1952, with five men running under nine minutes in the heats (only four had ever run sub-9 before 1952), with the big favourite Kazantsev (8:58.17) and Disley (8:59.60) taking the first two heats, to be followed by Ashenfelter taking the role of "dark horse" with his surprising US record of 8:51.18.

Saltykov led for the initial two laps in the final, and then Ashenfelter took over. He and Kazantsev built up a lead of 20m with one and a half circuits to go. Behind them, Disley was third, having moved up from seventh in the sixth lap. Kazantsev made his big effort with 200m to go, but was passed by Ashenfelter coming out of the final water jump. Within 25m he gained 5m, and Kazantsev eased off, getting home just 3m ahead of the charging Disley. Ashenfelter's world best time would not be improved upon until 1955.

## Melbourne, 29 Nov 1956

				<u>Electrics</u>
1,	Chris Brasher	GBR	8:41.2	(8:41.35)
2,	Sándor Rozsnyói	HUN	8:43.6	(8:43.68)
3,	Ernst Larsen	NOR	8:44.0	(8:44.05)
4,	Heinz Laufer	GER/FRG	8:44.4	(8:44.53)
5,	Semyon Rzhishchin	RUS	URS 8:44.6	(8:44.58)
6,	John Disley	GBR	8:44.6	(8:44.79)
7,	Neil Robbins	AUS	8:50.0	(8:50.36)
8,	Eric Shirley	GBR	8:57.0	

(Competitors: 23; Countries: 13; Finalists: 10)

<u>Splits</u>	<u>1000m</u>	<u>2000m</u>
Brasher	2:54.5	5:54.6
Rozsnyói	2:53.8	5:54.8
Larsen	2:52.4	5:53.6
Laufer	2:55.2	5:55.8
Rzhishchin	2:53.8	5:54.4
Disley	2:54.0	5:55.2
Robbins	2:55.4	5:55.6
Shirley	2:54.2	5:55.0

Rozsnyói and Jerzy Chromik (POL) were the favourites, but the Pole withdrew with stomach problems. Ashenfelter duplicated his 8:51.0 heat from 1952, but this time failed to qualify, placing sixth in his heat.

In the final Larsen led from the gun, passing 1000m in 2:52.4, and 2000m in 5:53.6, with Rosznyói, Rzhishchin and Brasher following 4-5m behind. Rzhishchin went to the front with two laps to go, and led at the bell in 7:39.1, with Rosznyói, Larsen, Brasher and Disley ready to pounce. Brasher went past Larsen on the inside with 300m to go, brushing the Norwegian with his right arm, and surging away from the others. Within 50m he was 10m ahead, and won by 15m from Rosznyói, who had been the quickest to react to Brasher's surge. Brasher was disqualified initially for his "foul" of Larsen, but then reinstated.

### Rome, 3 Sep 1960

				<u>Electrics</u>
1,	Zdzisław Krzyszkowiak	POL	8:34.2OR	(8:34.30)
2,	Nikolay Sokolov	RUS	8:36.4	(8:36.55)
3,	Semyon Rzhishchin	RUS	8:42.2	(8:42.34)
4,	Gaston Roelants	BEL	8:47.6	(8:47.85)
5,	Gunnar Tjörnebo	SWE	8:58.6	(8:58.87)
6,	Ludwig Müller	GER/FRG	9:01.6	(9:01.57)
7,	"Deacon" Jones	USA	9:18.2	(9:18.22)
8,	Aleksey Konov	RUS	9:18.2	(9:18.23)

(Competitors: 32; Countries: 21; Finalists: 9)

Sokolov (8:43.57), Krzyszkowiak (8:49.86) – the favourite, and Rzhishchin (8:48.34) were the heat winners, with George Young (USA) the fastest non-qualifier with 8:50.93. Konov set the pace in the final, held in 30°C weather, passing 1000m in a fast 2:45.0, and Sokolov took over the lead in the second kilometre, but let the pace drop, passing 2000m in 5:45.8, with Roelants and Krzyszkowiak on his heels. At the bell Sokolov led by 5m from Krzyszkowiak, with Rzhishchin a further 10m behind. The Pole, European 5000m and 10,000m Champion, was clearly the man in form. He went past Sokolov with 250m to go, and won comfortably, some three seconds off his world record, with Sokolov well clear of Rzhishchin for the minor medals.

### Tokyo, 17 Oct 1964

1,	Gaston Roelants	BEL	8:30.8OR
2,	Maurice Herriott	GBR	8:32.4
3,	Ivan Belyayev	UKR	8:33.8
4,	Manuel de Oliveira	POR	8:36.2
5,	George Young	USA	8:38.2
6,	Guy Texereau	FRA	8:38.6
7,	Adolfas Aleksejūnas	LTU	8:39.0
8,	Lars-Erik Gustafsson	SWE	8:41.8

(Competitors: 29; Countries: 19; Finalists: 10)

<u>Splits</u>	<u>1000m</u>	<u>2000m</u>
Roelants	2:52.0	5:38.6
Herriott	2:53.2	5:44.0
Belyayev	2:53.4	5:43.4
de Oliveira	2:52.2	5:43.8
Young	2:53.6	5:42.0
Texereau	2:52.4	5:40.4
Aleksejūnas	2:52.0	5:42.8
Gustafsson	2:53.0	5:50.6

De Oliveira won the first heat in 8:40.8, before Herriott (8:33.0) and then Aleksejūnas (8:31.8) broke the Olympic record in the other heats. However, it was Roelants who was the favourite, having won his previous 27 races since 1961. The Belgian led by 5m at the end of the first lap, and though the field closed to 0.2 seconds behind at 1000m, Roelants surged in the fifth lap and by 2000m was 12m ahead of his nearest pursuer Texereau. Young was 10m behind the Frenchman, and Herriott was seventh. Roelants went away from the field with 2 laps to go, and led by 40m with a lap to go. He extended the lead by 10m in the next half-lap, but eased back in the last 200m, partially through fatigue, but was still 10m clear of the fast-finishing Herriott at the finish. Belyayev and de Oliveira moved up to overtake Young, second at the bell.

### Mexico City, 16 Oct 1968

				<u>Electrics</u>
1,	Amos Biwott	KEN	8:51.0	(8:51.02)
2,	Benjamin Kogo	KEN	8:51.6	(8:51.56)
3,	George Young	USA	8:51.8	(8:51.86)
4,	Kerry O'Brien	AUS	8:52.0	(8:52.08)
5,	Aleksandr Morozov	RUS	8:55.6	(8:55.61)
6,	Mikhail Zhelev	BUL	8:58.4	(8:58.41)
7,	Gaston Roelants	BEL	8:59.4	(8:59.50)
8,	Arne Risa	NOR	9:09.0	(9:08.98)

(Competitors: 40; Countries: 27; Finalists: 12)

<u>Splits</u>	<u>1000m</u>	<u>2000m</u>
Biwott	3:04.6	6:06.5
Kogo	3:04.2	6:04.4
Young	3:08.4	6:05.8
O'Brien	3:06.8	6:06.2
Morozov	3:07.0	6:05.0
Zhelev	3:07.2	6:05.6
Roelants	3:05.0	6:03.2
Risa	3:08.0	6:09.6

George Young, and Viktor Kudinskiy (URS), an electrifying finisher, were the favourites, and while both qualified for the final, neither broke nine minutes, a barrier only bettered by Kogo and the unknown Biwott. The latter prophetically was termed by *Track and Field News* in their Olympic preview as "a possible surpiser". The biggest surprise of Biwott's running was his water jump technique, as he flew off the barrier straight over the water, looking like a long jumper.

Kogo led the field at 1000m in the final in a slow 3:04.2, with Kudinskiy having already dropped out. Roelants, though troubled with a bad knee, led at 2000m, 8m ahead of Kogo, with Biwott seventh. By the bell Kogo and Young were together, with Biwott still seventh some 15m adrift. With 300m to go Young kicked, and only Kogo and O'Brien could respond. Kogo caught Young at the water jump, and came out of the water ahead with O'Brien just behind. Biwott was now closing rapidly. At the last hurdle he was still fourth, but stormed past all three with 30m to go with a last 418m lap of 63.5. Kogo just beat O'Brien and Young. Of all Kenya's Olympic champions there have been none with tactics more eccentric than Biwott.

### Munich, 4 Sep 1972

1,	Kip Keino	KEN	8:23.64OR
2,	Ben Jipcho	KEN	8:24.62
3,	Tapio Kantanen	FIN	8:24.66
4,	Bronisław Malinowski	POL	8:27.92
5,	Dušan Moravčík	CZE	8:29.06
6,	Amos Biwott	KEN	8:33.48
7,	Romualdas Bitė	LTU	8:34.64
8,	Pekka Päivärinta	FIN	8:37.17

(Competitors: 49; Countries: 29; Finalists: 12)

<u>Splits</u>	<u>1000m</u>	<u>2000m</u>
Keino	2:55.2	5:45.0
Jipcho	2:55.5	5:44.9
Kantanen	2:55.0	5:45.2
Malinowski	2:54.5	5:44.7
Moravčík	2:55.3	5:45.3
Biwott	2:54.6	5:44.9

Kantanen set an Olympic record of 8:24.8 in the first heat, and Biwott improved this in the final heat to 8:23.73, with Jipcho (8:31.6) and Päivärinta (8:29.0) taking the other preliminaries. World record holder Kerry O'Brien (AUS) failed to qualify after losing a shoe in a heat, won by Jipcho.

The final saw no-one willing to lead, with the result that the first kilometre was run in 2:54.4, and the pace was improved only slightly at 2000m, where Malinowski led in 5:44.8. Keino eased into the lead with 500m to go, with Biwott third, and Jipcho moving up fast on the outside. At the bell Keino led with Jipcho, and as the Kenyans turned

the screw, only Kantanen could stay in contact. Keino came out of the water jump ahead of Jipcho, who was then overtaken by Kantanen. Keino had too much speed for Kantanen to cope with on the run-in, while Jipcho caught the Finn in the last few metres.

### Montreal, 28 Jul 1976

1,	Anders Gärderud	SWE	8:08.02WR
2,	Bronisław Malinowski	POL	8:09.11
3,	Frank Baumgartl	GDR	8:10.36
4,	Tapio Kantanen	FIN	8:12.60
5,	Michael Karst	FRG	8:20.14
6,	Euan Robertson	NZL	8:21.08
7,	Dan Glans	SWE	8:21.53
8,	Antonio Campos	ESP	8:22.65

(Competitors: 24; Countries: 16; Finalists: 12)

Gärderud and Malinowski had been the world's top steeplechasers for two seasons, with Malinowski, the European Champion, recognised as a tough competitor. Gärderud was regarded as better on the watch than in major races. Malinowski won the first heat in an Olympic record 8:18.56, with Gärderud third in 8:21.43, while Britain's Dennis Coates was a surprise winner of the other heat in 8:18.95.

Campos led the final at world record pace for the first kilometre (2:43.6), Malinowski took over in the fourth lap. The pace slipped only slightly by 2000m (5:29.1), with Gärderud, Baumgartl and Kantanen the only ones in contact. With 600m to go Kantanen began to slip back. The Swede attacked with 300m to go, dropping Malinowski, but not the surprising Baumgartl. Gärderud stole 2m with a better water jump clearance and reached the last hurdle 2m clear. Baumgartl caught the hurdle with his trailing knee and fell heavily, leaving Gärderud to win with a new world record. Behind him Malinowski had to hurdle Baumgartl after clearing the last barrier, while the German got up to finish third, both running national records behind the Swede.

### Moscow, 31 Jul 1980

1,	Bronisław Malinowski	POL	8:09.70
2,	Filbert Bayi	TAN	8:12.48
3,	Eshetu Tura	ETH	8:13.57
4,	Domingo Ramón	ESP	8:15.74
5,	Francisco Sánchez	ESP	8:17.93
6,	Giuseppe Gerbi	ITA	8:18.47
7,	Bogusław Maminski	POL	8:19.43
8,	Anatoliy Dimov	RUS	8:19.75

(Competitors: 31; Countries: 18; Finalists: 12)

Splits	1000m	2000m
Malinowski	2:41.0	5:25.6
Bayi	2:38.8	5:20.3
Tura	2:39.2	5:24.4
Ramón	2:41.5	5:26.5
Sanchez	2:39.9	5:30.1
Gerbi	2:42.5	5:31.4
Maminski	2:43.6	5:30.5
Dimov	2:44.0	5:31.1

Bayi had finished ninth in his heat eight years earlier, and then won fame as a world record breaker in the 1500m and Mile. He reverted to the steeplechase in 1980, and beat Malinowski, the Olympic favourite, in Stockholm a month before Moscow. Bayi was the fastest in the heats (8:21.38) and semi-finals (8:16.11), while Malinowski won the other semi in 8:21.15.

Bayi, famed for his front-running, was the leader in the final at 1000m (2:38.8) with Malinowski 15m back (2:41.0). He was still was on world record schedule at 2000m (5:20.3), 25m ahead of Tura, and more than 30m clear of Malinowski (5:25.6). The Pole's pace judgement was sound as he closed to within 5m of Bayi at the bell, and went away from the exhausted Tanzanian at the final water jump, to win by nearly 20m, with Tura closing to finish 8m behind Bayi.

### Los Angeles, 10 Aug 1984

1,	Julius Korir	KEN	8:11.80
2,	Joseph Mahmoud	FRA	8:13.31
3,	Brian Diemer	USA	8:14.06
4,	Henry Marsh	USA	8:14.25
5,	Colin Reitz	GBR	8:15.48
6,	Domingo Ramón	ESP	8:17.27
7,	Julius Kariuki	KEN	8:17.47
8,	Pascal Debacker	FRA	8:21.51

(Competitors: 35; Countries: 25; Finalists: 12)

Kariuki was the fastest heat winner (8:19.45), while Korir was the quickest semi-finalist with 8:17.40. The final started slowly, and Peter Renner (NZL) became impatient and went to the front, passing the kilometre points in 2:47.4 and 5:32.6.

The most exciting moment came when a bizarre-minded fan tried to join the race at the water jump on the second lap. Marsh, the favourite, had worked his way through the field, and at the bell was just behind Korir. With 220m left Korir kicked, and the race was over. Mahmoud moved into second with 70m to go, and Diemer passed the exhausted Marsh in the last few strides.

### Seoul, 30 Sep 1988

1,	Julius Kariuki	KEN	8:05.51OR
2,	Peter Koech	KEN	8:06.79
3,	Mark Rowland	GBR	8:07.96
4,	Alessandro Lambruschini	ITA	8:12.17
5,	William Van Dijck	BEL	8:13.99
6,	Henry Marsh	USA	8:14.39
7,	Patrick Sang	KEN	8:15.22
8,	Bogusław Maminski	POL	8:15.97

(Competitors: 32; Countries: 24; Finalists: 13)

Splits	1000m	2000m
Kariuki	2:44.0	5:28.6
Koech	2:43.7	5:28.8
Rowland	2:44.0	5:29.0
Lambruschini	2:44.8	5:30.3
Van Dijck	2:43.3	5:28.9
Marsh	2:45.3	5:31.6
Sang	2:44.6	5:29.9
Maminski	2:44.3	5:29.2

Van Dijck ran the fastest semi-final ever in clocking 8:15.63, and Azzedine Brahmi (ALG) was only slightly slower in the other semi (8:16.54). The slowest of the 13 qualifiers ran 8:19.99. World Champion Francesco Panetta (ITA) took on the duties of pacemaker, passing 1000m in 2:42.5, but slowing to 5:27.9 at 2000m as his conditioning, not as good as in his banner year of '87, found him out. Koech, with Kariuki in tow, breezed past Panetta. Kariuki went away from Koech with 600m to go. Only Rowland attempted to get close to the Kenyans, and he ended up 8m behind Koech. Kariuki looked over his shoulder just after the last hurdle and eased up slightly in his last few strides, thereby missing the world record of 8:05.4.

### Barcelona, 7 Aug 1992

1,	Matthew Birir	KEN	8:08.84
2,	Patrick Sang	KEN	8:09.55
3,	William Mutwol	KEN	8:10.74
4,	Alessandro Lambruschini	ITA	8:15.52
5,	Steffen Brand	GER	8:16.60
6,	Tom Hanlon	GBR	8:18.14
7,	Brian Diemer	USA	8:18.77
8,	Azzedine Brahmi	ALG	8:20.71

(Competitors: 32; Countries: 23; Finalists: 12)

Splits	1000m	2000m
Birir	2:45.3	5:32.3
Sang	2:45.4	5:32.2
Mutwol	2:44.9	5:31.9
Lambruschini	2:46.0	5:33.4
Brahmi	2:45.2	

Only Mutwol ran a sub-8:20 time in the two preliminary rounds, clocking 8:19.83 in his semi-final. He went on to set the pace in the final, and led from Brahmi and his Kenyan teammates. Just after the kilometre mark Birir caught his foot on Brahmi's heel, and slipped over, losing half his shredded left shoe before rejoining the pack in ninth place. Within 100m Birir had made his way back to fourth, and soon joined Mutwol and Sang at the front. Birir moved to the front just after 2000m, and increased the pace from a 66.8 lap to 64.5 and then 62.3. He sped his last 200m in 30.3, gaining most of his winning advantage after the last water jump. The Kenyans had run a team race with perfect results.

### Atlanta, 31 Jul 1996

1,	Joseph Keter	KEN	8:07.12
2,	Moses Kiptanui	KEN	8:08.33
3,	Alessandro Lambruschini	ITA	8:11.28
4,	Matthew Birir	KEN	8:17.18
5,	Mark Croghan	USA	8:17.84
6,	Steffen Brand	GER	8:18.52
7,	Brahim Boulami	MAR	8:23.13
8,	Jim Svenøy	NOR	8:23.39

(Competitors: 35; Countries: 22; Finalists: 12)

Splits	1000m	2000m
Keter	2:44.6	5:29.4
Kiptanui	2:44.4	5:29.2
Lambruschini	2:45.2	5:29.7
Birir	2:44.8	5:29.5
Croghan	2:45.6	5:30.9
Brand	2:46.0	5:33.5

As in 1992 the heat militated against fast preliminary race times, with only the second semi-final seeing a sub-8:20 race, as Keter (8:18.90) and Kiptanui (8:18.91) eased across the line together. Kiptanui, the only man to have run quicker than 8:00, went into the lead on the first lap of the final, and led for more than 95% of the race. After 1500m the Kenyans went clear of the pack, with only Angelo Carosi (ITA) attempting to go with them. Carosi faded badly just before 2000m, but by then he had been displaced as a threat to the Kenyans by Lambruschini.

The Kenyans were seen talking amongst themselves – probably about Lambruschini – who went with Kiptanui and Keter as Birir began to fade. The Italian was powerless when the two Kenyans accelerated sharply with 250m to go. Keter caught Kiptanui at the last water jump, hurdling it rather than running off the top of the barrier, but didn't get away from the three-time World Champion until after the last hurdle. His last lap was 59.4, with Kiptanui running 60.4, and Lambruschini an easing up 63.1. The Italian thus won an Olympic bronze after two consecutive fourth places.

### Sydney, 29 Sep 2000

1,	Reuben Kosgei	KEN	8:21.43
2,	Wilson Boit Kipketer	KEN	8:21.77
3,	Ali Ezzine	MAR	8:22.15
4,	Bernard Barmasai	KEN	8:22.23
5,	Luís Miguel Martín	ESP	8:22.75
6,	Eliseo Martín	ESP	8:23.00
7,	Brahim Boulami	MAR	8:24.32
8,	Günther Weidlinger	AUT	8:26.70

(Competitors: 40; Countries: 29; Finalists: 15)

The heats were won by two of the favourites – Kosgei (8:23.17) and

Barmasai (8:23.08) – while the third was headed by Laid Bessou (ALG) in 8:21.14 ahead of Boit Kipketer, the other likely winner.

The pace in the final was slow, causing Kallabis, the European Champion, to fall at the first hurdle. Luís Martín passed 1000m in 2:55.85, and the pace increased slightly in the second kilo, reached in 5:43.91 by Kosgei. From this point on Kosgei kept the lead, though Boit and Luís Martín both challenged for the lead in the final lap. Boit drew level with Kosgei 20m from the finish but lost when the two bumped arms and he missed his stride, leaving Kosgei to win. Ezzine finished quickly to prevent a Kenyan sweep of the medals.

Kosgei was already well-known as the World Junior Champion of 1998, so it was less than helpful that he had been initially entered under the name Reuben Seroney. That was the version of his name which appeared in the heats, but common sense prevailed in time for the final in which his familiar name was used.

### Athens, 24 Aug 2004

1,	Ezekiel Kemboi	KEN	8:05.81
2,	Brimin Kipruto	KEN	8:06.11
3,	Paul Kipsiele Koech	KEN	8:06.64
4,	Moussa Obaid	QAT	8:07.18
5,	Luis Miguel Martín	ESP	8:11.64
6,	Simon Vroemen	NED	8:13.25
7,	Bouabdellah Tahri	FRA	8:14.26
8,	Ali Ezzine	MAR	8:15.58

(Competitors: 39; Countries: 25; Finalists: 15)

The dominance of Kenya was never in doubt. Of the 12 previous available medals, nine had been won by Kenya. The only threat to their domination came from Saaeed Saif Shaheen, the World Champion, and Moussa Obaid – two Kenyan athletes who had transferred to Qatar in 2003. The lesser-known Obaid was allowed to compete, but Shaheen, previously Stephen Cheron, was blocked from competition by Kenya.

The Kenyans swapped the lead among themselves for the first kilometre (2:42.55/Kemboi), before Koech, the only sub-eight minute performer present, surged. There was no decisive break, though the leading pack was reduced to four – the three Kenyans and Obaid – by 2km (5:24.27/Koech). The pace then slowed, and by the bell, Luis Miguel Martín had joined the pack, only to see the Kenyans zip away. Koech led his teammates until just before the final water jump, when Kemboi struck. He won by two metres from Kipruto, but was always in control in the last 150m. Koech sprinted in to ensure Kenya's second-ever clean sweep. Kipruto became the youngest-ever to win an Olympic steeplechase medal.

### Beijing, 18 Aug 2008

1,	Brimin Kipruto	KEN	8:10.34
2,	Mahiedine Mekhissi Benabbad	FRA	8:10.49
3,	Richard Mateelong	KEN	8:11.01
4,	Yakob Jarso	ETH	8:13.47
5,	Bouabdellah Tahri	FRA	8:14.79
6,	Youcef Abdi	AUS	8:16.36
7,	Ezekiel Kemboi	KEN	8:16.38
8,	Abubaker Ali Kamal	QAT	8:16.59

(Competitors: 38; Countries: 26; Finalists: 15)

The world's top steeplechaser, Paul Kipsiele Koech, missed Beijing after placing fourth in the Kenyan trials when he fell at the final water-jump. Nevertheless, the Kenyans were still favoured to sweep the medals. The first and last heats provided no fast losers, the slowest of whom (Moldova's Ion Luchianov 8:18.97) ran in the second heat, won by Jarso (8:16.88).

Ruben Ramolefi (RSA) led a slowly paced race through the first kilometre (2:46.97) of the final, and the pace stayed slow through the second third of the race (5:33.84 at 2000m). Mustafa Mohamed (SWE) then upped the pace, from 66.2 to 63.8 in the penultimate lap. The bell

was reached in 7:11.0 with Kemboi leading, and Kipruto (7:12.0) in seventh place. In a frenetic final lap, their positions reversed, with Kipruto taking the lead with 100m to go. Battling him all the way was the surprising Mekhissi Benabbad; the big (190/79kg) Frenchman lost out only by a metre to Kipruto, with Matelong a further 4m back. The winner ran the last 100m in 13.5.

### London, 5 Aug 2012

1,	Ezekiel Kemboi	KEN	8:18.56
2,	Mahiedine Mekhissi Benabbad	FRA	8:19.08
3,	Abel Mutai	KEN	8:19.73
4,	Roba Gari	ETH	8:20.00
5,	Brimin Kipruto	KEN	8:23.03
6,	Evan Jager	USA	8:23.87
7,	Hamid Ezzine	MAR	8:24.90
8,	Donn Cabral	USA	8:25.91

(Competitors: 39; Countries: 27, Finalists: 15)

The pace in the final was funereal, led by Cabral (2:52.70) at 1000m, and Mutai (5:43.26) at 2000m. With just under two laps to go the race took a further negative turn, when defending champion Kipruto caught his heel on Mekhissi's ankle and fell, losing 15-20m. Mutai and Gari led until Kemboi swooped with 300m to go. The 2004 champion was never threatened and won easing up in one of the outside lanes, as Mekhissi moved from fourth with 200m remaining to repeat as silver medallist. The unfortunate Kipruto finished a disconsolate fifth, while Kemboi confirmed himself as one of the great championship runners.

#### MEN'S 3000 METRES STEEPLECHASE

##### The Best on Points

20	Bronisław Malinowski	POL	1972-4, 1976-2, 1980-1
19	Brimin Kipruto	KEN	2004-2, 2008-1, 2012-5
18	Ezekiel Kemboi	KEN	2004-1, 2008-7, 2012-1
16	Volmari Iso-Hollo	FIN	1932-1, 1936-1
	Alessandro Lambruschini	ITA	1988-4, 1992-4, 1996-3

##### Most Finals

3	Gaston Roelants	BEL	1960-4, 1964-1, 1968-7
	Malinowski		
	Henry Marsh	USA	1976-10, 1984-4, 1988-6
	Lambruschini		
	Kemboi		
	Kipruto		

##### Most Appearances

4	Cahit Önel	TUR	1948-5h3, 1952-10, 1960-10h3, 1964-10h2
3	21 men		

##### Placing Table

	G	S	B	4	5	6	7	8	M	Points
KEN	10	7	4	2	1	1	3	-	21	176
FIN	4	3	2	4	2	-	-	1	9	94
USA	1	1	3	2	4	4	5	5	5	86
GBR	2	2	2	-	2	3	-	1	6	60
SWE	2	1	1	2	2	1	2	1	4	55
FRA	-	3	1	1	2	2	1	2	4	50
URS	-	2	2	-	2	-	3	2	4	42
GER	-	-	2	1	2	3	-	1	2	35
POL	2	1	-	1	-	-	1	1	3	31
ITA	-	-	2	2	-	1	1	-	2	27
ESP	-	-	-	1	3	2	-	2	0	25
BEL	1	-	-	1	1	-	1	-	1	19
ETH	-	-	1	2	-	-	-	-	1	16
MAR	-	-	1	-	-	-	3	1	1	13
AUS	-	-	-	1	-	1	1	-	0	10
NOR	-	-	1	-	-	-	-	2	1	8
HUN	-	1	-	-	-	-	-	-	1	7
TAN	-	1	-	-	-	-	-	-	1	7
QAT	-	-	-	1	-	-	-	1	0	6
POR	-	-	-	1	-	-	-	-	0	5
TCH	-	-	-	-	1	-	-	-	0	4

#### Men's 3000 Metres Steeplechase, continued

##### Placing Table

	G	S	B	4	5	6	7	8	M	Points
BUL	-	-	-	-	-	1	-	-	0	3
NED	-	-	-	-	-	1	-	-	0	3
NZL	-	-	-	-	-	1	-	-	0	3
YUG	-	-	-	-	-	1	-	-	0	3
LAT	-	-	-	-	-	-	1	-	0	2
ALG	-	-	-	-	-	-	-	1	0	1
AUT	-	-	-	-	-	-	-	1	0	1
<b>Totals</b>	<b>22</b>	<b>22</b>	<b>22</b>	<b>22</b>	<b>22</b>	<b>22</b>	<b>22</b>	<b>22</b>	<b>66</b>	<b>792</b>

##### Breakdown of URS placings:

RUS	-	2	1	-	2	-	-	1	3	29
UKR	-	-	1	-	-	-	-	-	1	6
LTU	-	-	-	-	-	-	2	-	0	4
BLR	-	-	-	-	-	-	1	-	0	2
ARM	-	-	-	-	-	-	-	1	0	1
<b>Totals</b>	<b>-</b>	<b>2</b>	<b>2</b>	<b>-</b>	<b>2</b>	<b>-</b>	<b>3</b>	<b>2</b>	<b>4</b>	<b>42</b>

##### Breakdown of GER placings:

GER	-	-	1	1	1	3	-	1	1	25
GDR	-	-	1	-	-	-	-	-	1	6
FRG	-	-	-	-	1	-	-	-	0	4
<b>Totals</b>	<b>-</b>	<b>-</b>	<b>2</b>	<b>1</b>	<b>2</b>	<b>3</b>	<b>-</b>	<b>1</b>	<b>2</b>	<b>35</b>

### 110 Metres Hurdles Athens, 7 Apr 1896

1,	Thomas Curtis	USA	17.6OR
2,	Grantley Goulding	GBR	17.7e

(Competitors: 9; Countries: 6; Finalists: 2)

The heats were won by Goulding in 18.4 from Alajos Szokol (HUN), and by Curtis (18.0) from William Hoyt (USA). The Slovak-born Hungarian (aka Alojz Szokol) didn't appear for the final, and Hoyt decided to concentrate on the pole vault, which he won. Curtis started faster than Goulding and was quicker between the hurdles, but Goulding's better technique over the very solid barriers got him to the 10th hurdle in the lead. Curtis's speed told on the run-in, and he got to the line just under half a metre ahead.

### Paris, 14 Jul 1900

1,	Alvin Kraenzlein	USA	15.4OR
2,	John McLean	USA	15.8e
3,	Frederick Moloney	USA	15.9e
4,	Jean Lécuyer	FRA	
	Norman Pritchard	GBR	DNF

(Competitors: 9; Countries: 3; Finalists: 5)

Kraenzlein improved the Olympic record to 15.6 in his heat – a world best over the metric distance. Behind him, Moloney (16.0e) and McLean (16.0e) were much quicker than Pritchard, winner of the other heat in 16.6. Lécuyer made the final without having to run, as his opposition didn't turn up. Moloney and McLean then won repechage heats to qualify.

McLean got a flying start in the final, and led by 4m at the first hurdle. However, Kraenzlein was the finest hurdler of his era, the first to use the single arm thrust technique used by all the modern top hurdlers, and the first to run over the hurdles rather than jump. He caught McLean by the eighth hurdle, and crossed the line 2.5m ahead. Again, it was a world's best for 110m hurdles, though his best over the slightly shorter 120y (109.73m) was 15.2.

### St. Louis, 3 Sep 1904

1,	(4) Fred Schule	USA	16.0
2,	(1) Thaddeus Shideler	USA	16.2e
3,	(2) Lesley Ashburner	USA	16.4e
4,	(3) Frank Castleman	USA	

(Competitors: 6; Countries: 2; Finalists: 4)

Schule, the 1903 US Champion, and Castleman, the 1904 US Champion won the heats in 16.2. In the final Schule and Shideler ran together for half the race, and then Schule drew away to win handily from Shideler, with Ashburner a metre in third place. The slow times were due to a headwind.

### Athens, 1 May 1906

1,	(2)	Robert Leavitt	USA	16.2
2,	(4)	Alfred Healey	GBR	16.2e
3,	(3)	Vincent Duncker	RSA	16.3e
4,	(1)	Hugo Friend	USA	16.4e
5,	(5)	Henri Molinié	FRA	

(Competitors: 15; Countries: 8; Finalists: 5)

Healey and Leavitt won their heats in 16.5, with Friend, the US Champion winning his heat in 16.5. Duncker, a South African who had trained in Germany and arrived in Athens with the German team, won the repechage heat in 17.4. Friend hit the first hurdle, and could not get back on terms with Leavitt and Healey, who raced neck and neck the whole way. Healey led at the last hurdle, but Leavitt got ahead by 30cm on the run-in.

### London, 25 Jul 1908

1,	(2)	Forrest Smithson	USA	15.0WR
2,	(1)	John Garrels	USA	15.7e
3,	(4)	Arthur Shaw	USA	15.8e
4,	(3)	William Rand	USA	16.0e

(Competitors: 26; Countries: 11; Finalists: 4)

Smithson, Rand, Garrels and Alfred Healey (GBR) all ran 15.8 in their heats, the fastest of the 14 first round races. Shaw ran 15.6 in the first semi-final, and was followed by Smithson, who equalled the Olympic record. The third race saw Rand win the closest semi-final in 15.8 from Healey (15.9). The Briton was three tenths faster than Garrels who won the last semi-final in an eased-up 16.2.

Smithson got a fine start in the final, and increased his lead on the grass course in the centre of the stadium throughout the race, winning by almost seven yards. Photos showing Smithson, a deeply religious man, carrying a bible while running over a hurdle, were taken after the race.

### Stockholm, 12 Jul 1912

1,	(5)	Fred Kelly	USA	15.1
2,	(2)	James Wendell	USA	15.2
3,	(6)	Martin Hawkins	USA	15.3
4,	(1)	John Case	USA	15.3
5,	(3)	Kenneth Powell	GBR	15.5
	(4)	John Nicholson	USA	DNF

(Competitors: 21; Countries: 9; Finalists: 6)

The first two in each heat qualified for the second round, and George Chisholm (USA) was the fastest man in round 1 with 15.3. Chisholm placed second in his second round race, and so missed the final, as Wendell got home 2m ahead in 15.5, after Gerard Anderson (GBR) led by 2m until falling at the eighth hurdle. Case and Nicholson were the fastest of the round with 15.4 clockings. The final got under way at the third time of asking, with Nicholson and Powell slowest away. By the eighth hurdle Nicholson had caught Wendell and Kelly, but fell at that barrier, leaving Kelly to get home first with his last few strides, missing the Olympic Record by just one tenth of a second.

### Antwerp, 18 Aug 1920

1,	(6)	Earl Thomson	CAN	14.8WR
2,	(1)	Harold Barron	USA	15.0e
3,	(4)	Frederick Murray	USA	15.2e
4,	(2)	Harry Wilson	NZL	15.2e
5,	(5)	Walker Smith	USA	15.3e
6,	(3)	Carl-Axel Christiernsson	SWE	15.5e

(Competitors: 24; Countries: 15; Finalists: 6)

Thomson had won the IC4A title in May in a world record 14.4, and was a clear favourite, but was beaten by Barron by 2m in 15.2 in the first round. The two men then won their semi-finals in 15.0, equalling the Olympic record. In the final Barron was drawn in lane 1 with Thomson in the outside lane.

Thomson, using his double arm shift whereby both arms were thrust forward as he crossed the hurdle, was the first man to rise at the first obstacle, inches ahead of Wilson and Barron. He was threatened by the American for the first half of the race, and then the strength of the big (1.90/84kg) Canadian began to tell. He won by just under 2m in a metric world record of 14.8, with Barron an equal distance clear of Murray and Wilson. Though a world record, this time was 0.4 seconds slower than his best over 120 yards (109.73m).

### Paris, 9 Jul 1924

1,	(5)	Daniel Kinsey	USA	15.0
2,	(4)	Sydney Atkinson	RSA	15.0
3,	(6)	Sten-Pelle Petterson	SWE	15.4
4,	(3)	Carl-Axel Christiernsson	SWE	15.5
5,	(2)	Karl Anderson	USA	
	(1)	George Guthrie	USA	DQ (knocked over hurdle) (15.1)

(Competitors: 28; Countries: 15; Finalists: 6)

Atkinson was the fastest in the first round, winning the eighth and last heat in 15.2. He repeated that time in the semi-finals, though on this occasion was just beaten by Guthrie, who also ran 15.2. In the final Kinsey was leading at the first hurdle, just ahead of Atkinson and Anderson, with Guthrie just behind. These four were clear of their Swedish opposition approaching the last barrier, when Anderson fell after hitting the ninth hurdle hard. Kinsey was still just ahead of Atkinson and managed to stay 30cm ahead of the South African's charge, though Atkinson was off balance from hitting the last hurdle. Guthrie was just behind these two, but subsequently disqualified (under the rules of the day) for knocking over three hurdles. A time of 15.9 credited to Anderson was clearly incorrect as photos show him still behind the last hurdle prostrate as the winner finished.

### Amsterdam, 1 Aug 1928

1,	(3)	Sydney Atkinson	RSA	14.8
2,	(4)	Stephen Anderson	USA	14.8e
3,	(2)	John Collier	USA	14.9e
4,	(6)	Leighton Dye	USA	15.0e
5,	(1)	George Weightman-Smith	RSA	15.0e
6,	(5)	Fred Gaby	GBR	15.2e

(Competitors: 41; Countries: 24; Finalists: 6)

Weightman-Smith was fastest in the first round with 14.8, while six others ran 15.0, and he was again quickest in the semis, this time running a world record 14.6. The first two heats saw Dye and Anderson clock 14.8, with Sweden's teenager Eric Wennström just eliminated behind Gaby as both ran 14.9 behind Dye. Another Swede, former world record holder Sten Petterson also missed the final by one place.

Collier was fastest off the blocks in the final, with Atkinson just behind him. Atkinson and Anderson soon went clear of Collier, while Weightman-Smith was hindered by smacking a hurdle hard. In a desperately close finish Atkinson edged Anderson by less than six inches, with Dye a similarly slim margin clear of Weightman-Smith for fourth place.

## Los Angeles, 3 Aug 1932

				<u>Electrics</u>
1,	(5) George Saling	USA	14.6	(14.57)
2,	(2) Percy Beard	USA	14.7	(14.72)
3,	(3) Don Finlay	GBR	14.8	(14.79)
4,	(7) Jack Keller	USA	14.8	(14.83)
5,	(6) Lord Burghley (David Cecil)	GBR	14.8	(14.84)
	(4) Willi Welscher	GER	DQ (knocked over hurdle)	(15.3e)

(Competitors: 17; Countries: 10; Finalists: 6)

Beard (14.7), Finlay (14.8), Welscher (14.8) and Keller (14.9) were the heat winners, and Keller then won the first semi-final in 14.5, one tenth ahead of Lord Burghley and Finlay, while Saling equalled the world record of 14.4 ahead of Beard (14.6) in the other semi-final.

The final got under way at 15:45 with Keller on the outside fastest away, Beard on the inside closed up on Keller, catching him when he hit the fifth hurdle. Beard caught the sixth barrier, and Saling went into the lead. Saling hit the 10th and stumbled, but was well in the lead by then and won by more than a metre from Beard. Finlay prevented a USA clean sweep, catching Keller with a driving finish. Welscher was disqualified for knocking over three hurdles, a harsh rule in view of the hindering effect of hitting the old fashioned barriers.

## Berlin, 6 Aug 1936

1,	(2) Forrest Towns	USA	14.2
2,	(1) Don Finlay	GBR	14.4
3,	(6) Frederick Pollard	USA	14.4
4,	(3) Håkan Lidman	SWE	14.4
5,	(4) John Thornton	GBR	14.7
6,	(5) Larry O'Connor	CAN	15.0

(Competitors: 31; Countries: 20; Finalists: 6)

Towns, who had run 14.1 four times before the Games, and Fritz Pollard, the first world class black hurdler, were favourites for the gold and silver. Towns was fastest in both preliminary rounds, clocking 14.5 and then 14.1 to equal his world record. Lidman ran 14.5 behind Towns, a time emulated by Finlay in winning the other semi, just ahead of Pollard after the American had led for most of the race.

In the final Pollard got a superb start and led Towns by half a metre at the second hurdle, which he hit. Towns caught him at the third hurdle, and went clear for good. Pollard was still second at the 10th hurdle, but hit it, and lost the silver to Finlay on the run-in, with Lidman inches behind in fourth place. Towns went on to run 13.7 three weeks later.

## London, 4 Aug 1948

<b>(Wind: against)</b>				<u>Adjusted</u>
1,	(2) William Porter	USA	13.9OR	14.2
2,	(6) Clyde Scott	USA	14.1	14.3
3,	(1) Craig Dixon	USA	14.1	14.3
4,	(4) Alberto Triulzi	ARG		14.8
5,	(5) Peter Gardner	AUS		14.8
6,	(3) Håkan Lidman	SWE		14.9

(Competitors: 28; Countries: 18; Finalists: 6)

	<u>Differential</u>
Porter	0.00
Scott	0.04 behind
Dixon	0.09
Triulzi	0.51
Gardner	0.59
Lidman	0.66

Harrison Dillard was holder of the world record, but he fell in the US Trials, won by Bill Porter in an electrically-timed 13.90. The three selected Americans were clearly the class of the field, and Dixon (14.2) and Porter (14.3) were 0.3 faster than anyone else in the heats. The

same differential remained in the semi-finals, as Dixon ran 14.2 ahead of Gardner's 14.5, and was followed by Porter, edging Scott, 14.1 to 14.2, some 0.4 ahead of Triulzi. The biggest event in round 1 for the home crowd was the demise of Finlay. The British veteran, who first ran internationally in 1929, was leading in heat 5 by a metre when he fell at the final hurdle.

In the final, the burly (1.83/82kg) Scott was off the fastest and led until the third hurdle, when Dixon took over. He led until the eighth hurdle, when Porter surged past. Scott finished quickly, but Porter held on in a frenzied finish. The official winning margin of 0.2 was clearly incorrect, as less than one tenth of a second separated the first three men.

## Helsinki, 24 Jul 1952

<b>(Legal)</b>				<u>Electrics</u>
1,	(4) Harrison Dillard	USA	13.7OR	(13.91)
2,	(1) Jack Davis	USA	13.7OR	(14.00)
3,	(5) Arthur Barnard	USA	14.1	(14.40)
4,	(2) Yevgeniy Bulanchik	UKR	URS 14.5	(14.73)
5,	(3) Ken Doubleday	AUS	14.7	(14.82)
6,	(6) Ray Weinberg	AUS	14.8	(15.15)

(Competitors: 30; Countries: 20; Finalists: 6)

Dillard equalled Porter's Olympic record of 13.9 in the first round, an auto-timed 14.01, with Davis clocking 14.0 (14.23) in his heat, almost four tenths quicker than the next best in the field. Dillard then won his semi-final in 14.0 (14.14) 3m ahead of Barnard – 14.2 (14.44). Davis won the other semi, easing up in 14.4 (14.62) after an atrocious start.

Davis had a false start in the final, and while he ran well at the second attempt, he was a yard behind Dillard, a superb starter, by the first hurdle. Davis closed on Dillard, almost catching him, but Dillard was technically faultless. Davis's rush was affected by hitting the seventh and ninth hurdles. Dillard won by three-quarters of a metre, looking entirely unruffled by the pressure he had been under, with Barnard 4m behind, well clear of Bulanchik for third.

## Melbourne, 26 Nov 1956

<b>(-1.9)</b>				<u>Electrics</u>
1,	(2) Lee Calhoun	USA	13.5OR	(13.70)
2,	(5) Jack Davis	USA	13.5OR	(13.73)
3,	(1) Joel Shankle	USA	14.1	(14.25)
4,	(6) Martin Lauer	GER/FRG	14.5	(14.67)
5,	(3) Stanko Lorgor	SLO	YUG 14.5	(14.68)
6,	(4) Boris Stolyarov	RUS	URS 14.6	(14.71)

(Competitors: 24; Countries: 15; Finalists: 6)

In 1952 Dillard and Davis had been in a different class from the opposition, and in Melbourne the superiority of the top two was even more emphatic. Davis ran an unrated 13.3y just before the Games, and had set a world record of 13.4 in the US Championships, but was only just favoured over Calhoun, with whom he had tied for first in the US Olympic Trials. The rivalry between the two men was bitter after Davis had stated that Calhoun was "a flash in the pan" and wouldn't be able to go the distance outdoors.

In the heats Davis and US third string Shankle ran 14.0, while Calhoun and the talented Lauer ran 14.1. All three Americans ran 14.0 in the semi-finals, with Lauer next fastest (14.4).

Calhoun and Lorgor were fastest off the blocks in the final, and by the second hurdle it was clearly a duel between the two star Americans. The margin scarcely varied from the 30cm Calhoun took at the start and Davis was never able to get closer. The two men flashed across the line in 13.70 and 13.73 respectively, remarkable running on a soft cinder surface into a strong headwind. Experts considered that on a good hard surface and with no wind, the time would have been three or four tenths faster.

### Rome, 5 Sep 1960

(0.0)				Electrics
1,	(2)	Lee Calhoun	USA	13.8 (13.98)
2,	(1)	Willie May	USA	13.8 (13.99)
3,	(6)	Hayes Jones	USA	14.0 (14.17)
4,	(3)	Martin Lauer	GER/FRG	14.0 (14.20)
5,	(4)	Keith Gardner	JAM BWI	14.4 (14.55)
6,	(5)	Valentin Chistyakov	RUS URS	14.6 (14.71)

(Competitors: 36; Countries: 21; Finalists: 6)

Calhoun, who had equalled the Lauer's world record of 13.2 two weeks earlier, was favourite, but May was fastest in the first two rounds, clocking 14.0 then 13.8. He was pushed by Anatoliy Mikhailov (URS) in the second round, the Russian running 13.9. Lauer also ran 13.9 in his heat. May won the first semi handily from Jones, 13.7 (13.87) to 14.1 (14.22). Calhoun had a similar victory over Lauer in the second semi 13.7 (13.87) to 14.0 (14.15), while Mikhailov failed to finish.

As in 1956, Calhoun took a metre advantage by the first hurdle in the final, and his principal opponent then tried to cut away the deficit. May was perhaps six inches behind at the last hurdle and closed to within three inches as both lunged desperately for the tape, Calhoun falling past the line in his efforts. The battle for third was similarly close, with Jones beating Lauer off the last hurdle by 30cm. The slow time is explained by the strong crosswind, which hindered the balance of the runners.

### Tokyo, 18 Oct 1964

(2.0)				Electrics
1,	(6)	Hayes Jones	USA	13.6 (13.67)
2,	(1)	Blaine Lindgren	USA	13.7 (13.74)
3,	(8)	Anatoliy Mikhailov	RUS URS	13.7 (13.78)
4,	(3)	Eddy Ottoz	ITA	13.8 (13.84)
5,	(4)	Gurbachan Singh	IND	14.0 (14.09)
6,	(5)	Marcel Duriez	FRA	14.0 (14.09)
7,	(7)	Giovanni Cornacchia	ITA	14.1 (14.12)
8,	(2)	Giorgio Mazza	ITA	14.1 (14.17)

(Competitors: 37; Countries: 24; Finalists: 8)

The first round saw no-one run faster than 14.1. On the next day, in the wet and cold (14°C), Mikhailov won the first semi in 13.9w, with Willie Davenport the US Trials winner back in seventh, impeded by an injured thigh. Lindgren won the other semi-final, also in 13.9, with Jones easing through in 14.0, and Ottoz the slowest qualifier for the final with 14.1 (14.12).

As in the three previous finals, the gold was won at the start. Jones, reputed to be the fastest starter in the world, was almost a metre clear at the first hurdle. Lindgren closed all the way, and was fractionally ahead coming off the last hurdle. But Jones's speed (9.4 for 100y) was too much for Lindgren, who lost a little ground by leaning for the line too early. Behind him Mikhailov and Ottoz closed rapidly, with the Italian – for once without his trademark sunglasses – finishing fastest of all for fourth, a metre behind Lindgren. For Jones, it was the final outdoor race of his career.

### Mexico City, 17 Oct 1968

(0.0)				Electrics
1,	(4)	Willie Davenport	USA	13.3OR (13.33)
2,	(6)	Ervin Hall	USA	13.4 (13.42)
3,	(3)	Eddy Ottoz	ITA	13.4 (13.46)
4,	(7)	Leon Coleman	USA	13.6 (13.67)
5,	(1)	Werner Trzmiel	FRG	13.6 (13.68)
6,	(2)	Bo Forssander	SWE	13.7 (13.73)
7,	(8)	Marcel Duriez	FRA	13.7 (13.77)
8,	(5)	Pierre Schoebel	FRA	14.0 (14.02)

(Competitors: 33; Countries: 24; Finalists: 8)

Ottoz equalled the Olympic record in the heats, running 13.5 – an Olympic best of 13.61 on electric timing. The three Americans – Davenport 13.6 (13.65), Hall 13.7 (13.75) and Coleman 13.7 (13.77) – were the next fastest. Taking advantage of a near-maximum legal wind (1.8), Hall ran a lifetime best of 13.3 (13.38) to smash the Olympic record, leading Ottoz – 13.5 (13.53) home in the first semi-final. In the other heat Davenport duplicated Ottoz's time in windless conditions with Coleman right next to him in second with 13.5 (13.54).

Davenport blasted the start in the final, and was never threatened, flowing to victory in 13.3, which on electric timing was 13.33, the fastest ever run. Behind him Hall and Coleman battled for second, with Ottoz in fourth after a dismal start. Coleman hit the sixth hurdle, and Ottoz went past. He gained on Hall all the way to the finish, losing silver by 30cm.

### Munich, 7 Sep 1972

(0.3)			
1,	(5)	Rod Milburn	USA 13.24WR
2,	(8)	Guy Drut	FRA 13.34
3,	(7)	Thomas Hill	USA 13.48
4,	(1)	Willie Davenport	USA 13.50
5,	(6)	Frank Siebeck	GDR 13.71
6,	(3)	Leszek Wodzyński	POL 13.72
7,	(2)	Lubomir Nádeníček	CZE TCH 13.76
8,	(4)	Petr Čech	CZE TCH 13.86

(Competitors: 39; Countries: 27; Finalists: 8)

Milburn and Hill were the fastest in the heats with 13.57 and 13.62, and confirmed their form with semi-final wins of 13.44 and 13.47 respectively. Hill displayed a dreadful start and great fluidity over the hurdles in edging Drut (13.49), while Milburn also came from behind in beating Siebeck (13.58).

Milburn, the world record holder and favourite, shot out of the blocks in the final, and ripped to a 2m lead by the sixth hurdle, maintaining half of that lead to the tape, reached in a new world record time of 13.24. Behind him, Hill was second early on, but Drut caught him at the fourth barrier and the Frenchman showed a powerful finish in cutting back Milburn's lead. Hill edged Davenport for third, though the reigning champion was in silver medal position until the eighth hurdle.

### Montreal, 28 Jul 1976

(0.0)			
1,	(5)	Guy Drut	FRA 13.30
2,	(7)	Alejandro Casañas	CUB 13.33
3,	(3)	Willie Davenport	USA 13.38
4,	(6)	Charles Foster	USA 13.41
5,	(1)	Thomas Munkelt	GDR 13.44
6,	(4)	James Owens	USA 13.73
7,	(8)	Vyacheslav Kulebyakin	RUS URS 13.93
8,	(2)	Viktor Myasnikov	BLR URS 13.94

(Competitors: 24; Countries: 17; Finalists: 8)

With five to qualify from each of the three first round heats, there was little pressure on the favourites. Drut (14.04) eased through his race, while Foster ran the fastest of the day with 13.68. After Foster won the first semi-final in 13.45 from Munkelt (13.48), Casañas then ran 13.34, well clear of Drut (13.49) and Davenport (13.55).

Drut got an electrifying start in the final, and was slightly ahead of the rest, led by Davenport, by the first hurdle, with Casañas recovering from a poor start. The top five were all in with a chance of gold until the eighth hurdle, where Drut got away from Davenport, and Casañas went past Munkelt, then Foster, before catching Davenport at the 10th hurdle. Drut led by half a metre at the 10th, and held 30cm of that lead at the finish. France had expected Drut to win, and he performed brilliantly under that pressure, as did Davenport, competing in his fourth straight Olympics, a remarkable record.



**Moscow, 27 Jul 1980**

				<u>Reactions</u>
1, (3)	Thomas Munkelt	GDR	13.39	0.129
2, (6)	Alejandro Casañas	CUB	13.40	0.144
3, (4)	Aleksandr Puchkov	RUS	13.44	0.145
4, (5)	Andrey Prokofyev	RUS	13.49	0.145
5, (1)	Jan Pusty	POL	13.68	0.149
6, (2)	Arto Bryggare	FIN	13.76	0.175
7, (8)	Javier Moracho	ESP	13.78	0.151
8, (7)	Yuriy Chervanyev	BLR	15.80	0.166

(Competitors: 23; Countries: 16; Finalists: 8)

This was one of the worst hit events of the Moscow Games, as the world's top two men – Greg Foster and world record holder Renaldo Nehemiah, who between them ran 14 of the 15 fastest times of 1980 – were missing because of the boycott. Casañas and Munkelt were the fastest in the first two rounds, with 13.46 and 13.55 in the heats, succeeded by 13.44 and 13.49 in the semi-finals.

In the final Casañas led the field to the first hurdle, which he hit hard, and when he did the same at the second, Munkelt was in the lead. Casañas gained all the way from the third hurdle, and at the 10th was just behind, with Puchkov 20cm back, and Prokofyev fourth half a metre behind the East German. Puchkov hit the last hurdle so hard that it smashed, looking as fragile as balsa wood. The Russian bumped Munkelt and both lost ground to Casañas, who finished centimetres behind Munkelt, with Puchkov outleaning Prokofyev for third.

**Los Angeles, 6 Aug 1984**

				<u>Reactions</u>
1, (8)	Roger Kingdom	USA	13.20OR	0.137
2, (1)	Greg Foster	USA	13.23	0.150
3, (2)	Arto Bryggare	FIN	13.40	0.136
4, (3)	Mark McKoy	CAN	13.45	0.149
5, (7)	Tonie Campbell	USA	13.55	0.144
6, (6)	Stéphane Caristan	FRA	13.71	0.151
7, (4)	Carlos Sala	ESP	13.80	0.159
8, (5)	Jeff Glass	CAN	14.15	0.170

(Competitors: 26; Countries: 17; Finalists: 8)

Foster, the World Champion and favourite, ran an Olympic record 13.24 in the first round, after Bryggare had impressed with 13.35 in the first heat. Kingdom then equalled Foster's 13.24 in the first semi-final, and Foster himself again ran 13.24 to edge fast-starting Mark McKoy's 13.30.

The Canadian started fastest in the final, but hit the first hurdle, and Foster took the lead, with Bryggare third and Kingdom fourth. Despite hitting six hurdles, Kingdom gained all the way on Foster, and off the last hurdle was inches behind. Foster looked across from lane 1 to Kingdom out in lane 8, and lost the race to Kingdom's closing charge. Behind them Bryggare held off McKoy, and Campbell hit five hurdles to preclude any possibility of a medal. Kingdom was unaware that he'd won until he saw the video replay, while Foster was characteristically philosophical about second place; "I don't know if glancing across at Roger cost me the race ... I'm happy it's over."

**Seoul, 28 Sep 1988**

				<u>Reactions</u>
1, (4)	Roger Kingdom	USA	12.98OR	0.142
2, (1)	Colin Jackson	GBR	13.28	0.131
3, (6)	Tonie Campbell	USA	13.38	0.161
4, (3)	Vladimir Shishkin	RUS	13.51	0.139
5, (7)	Jon Ridgeon	GBR	13.52	0.150
6, (2)	Tony Jarrett	GBR	13.54	0.164
7, (8)	Mark McKoy	CAN	13.61	0.142
8, (5)	Arthur Blake	USA	13.96	0.056

(Competitors: 41; Countries: 31; Finalists: 8)

Campbell, an Olympian for the third time, was the fastest in the first round, running 13.45, but the favourite, Kingdom was biding his time. In the second round Kingdom clocked 13.17, the fastest quarter-final ever. Kingdom ran a toned down 13.37 in his semi-final, 0.15 ahead of Blake, while the other semi-final was won surprisingly by Shishkin in 13.46, just ahead of Campbell (13.47).

In the final Blake got a superb start, too superb as it happened, as he reacted in 0.056 seconds, rather quicker than the 0.100 proscribed legal level. Blake and McKoy were three-quarters of a metre ahead of Kingdom at the first hurdle, but Blake quickly fell apart, and McKoy started hitting hurdles, with the result that Kingdom caught him at the fourth barrier. From that point on Kingdom was at least three hundredths faster between each hurdle than the rest of the field, and he powered through the finish a full three tenths ahead, the biggest margin of victory other than Smithson's 1908 win. Only Nehemiah (12.93) and Kingdom himself (12.97A) had ever dipped below 13 seconds prior to Kingdom's Olympic run. Jackson outran Campbell over the last four hurdles to take silver, while Shishkin won the race for fourth, just holding off the powerful closing rushes of Ridgeon and Jarrett.

**Barcelona, 3 Aug 1992**

				<u>Reactions</u>
1, (4)	Mark McKoy	CAN	13.12	
2, (7)	Tony Dees	USA	13.24	
3, (6)	Jack Pierce	USA	13.26	
4, (8)	Tony Jarrett	GBR	13.26	
5, (5)	Florian Schwarthoff	GER	13.29	
6, (2)	Emilio Valle	CUB	13.41	
7, (3)	Colin Jackson	GBR	13.46	
8, (1)	Hugh Teape	GBR	14.00	

(Competitors: 39; Countries: 27; Finalists: 8)

Jackson ran the fastest time of the Games – 13.10 – in winning the first heat, but injured his ribs in the next round, and was below par after that. His training partner, McKoy, was the second quickest in the first round with 13.26, and won his next race in 13.27. The following heat in round 2 was won by Pierce, who beat Jackson by four tenths in 13.17. Pierce (13.21) and McKoy (13.12) were the winners in the semi-finals, with the tall (2.01m) Schwarthoff impressive in the first heat with 13.23 ahead of Jarrett (13.29). Jackson was still able to run 13.19 behind McKoy.

In the final, the Canadian rocketed off the blocks, leading to the first hurdle, and only smacked the last hurdle en route to his second 13.12 of the day. Dees held second throughout the race, although he was only 0.02 clear of Pierce and Jarrett at the finish.

**Atlanta, 29 Jul 1996**

				<u>Reactions</u>														
1, (6)	Allen Johnson	USA	12.95															
2, (8)	Mark Crear	USA	13.09															
3, (3)	Florian Schwarthoff	GER	13.17															
4, (5)	Colin Jackson	GBR	13.19															
5, (7)	Emilio Valle	CUB	13.20															
6, (4)	Eugene Swift	USA	13.23															
7, (2)	Kyle Vander-Kuyp	AUS	13.40															
8, (1)	Erick Batte	CUB	13.43															

(Competitors: 62; Countries: 39; Finalists: 8)

At hurdle:	1	2	3	4	5	6	7	8	9	10
Johnson	2.34	3.38	4.39	5.36	6.32	7.30	8.30	9.33	10.36	11.36
Crear	2.35	3.38	4.37	5.39	6.39	7.41	8.46	9.47	10.51	11.56
Schwarthoff	2.38	3.46	4.44	5.43	6.44	7.44	8.44	9.49	10.54	11.51
Jackson	2.36	3.42	4.42	5.48	6.43	7.40	8.48	9.54	10.56	11.62
Valle	2.36	3.44	4.46	5.46	6.48	7.49	8.50	9.54	10.58	11.51
Swift	2.36	3.42	4.44	5.47	6.48	7.47	8.46	9.50	10.55	11.62
Vander-Kuyp	2.40	3.46	4.54	5.58	6.64	7.61	8.68	9.64	10.78	11.83
Batte	2.40	3.48	4.52	5.58	6.63	7.62	8.68	9.64	10.78	11.83

Jackson (13.36) and Vander-Kuyp (13.32w) were the fastest in round 1. Crear ran the fastest ever quarter-final with 13.14. Two-time finalist Jarrett had a desperate time, falling after cramping and accidentally hindering Germany's Eric Kaiser, which resulted in the Briton's disqualification. Reigning champion McKoy, now running for Austria, went out with 13.64 in a heat won by Jackson in 13.33, while race favourite Johnson won the final heat in 13.27.

Johnson returned the next day to win the first semi-final in 13.10, despite a sluggish reaction time (0.194), with Jackson (13.17) and Valle (13.18) impressive behind him. In the other semi, 13.26 was necessary to make the final, with Schwarthoff very impressive in running 13.13, while Crear duplicated Johnson's reaction time and struggled to run 13.22 behind Swift (13.21). Crear matched Johnson in the final until the fourth hurdle, when the US Trials winner (in a US record 12.92) drew clear to win in 12.95. Crear finished a metre clear of Schwarthoff, Jackson and Valle.

### Sydney, 25 Sep 2000

(0.6)				Reactions
1,	(3)	Anier García	CUB 13.00	0.172
2,	(4)	Terrence Trammell	USA 13.16	0.221
3,	(6)	Mark Crear	USA 13.22	0.214
4,	(5)	Allen Johnson	USA 13.23	0.182
5,	(1)	Colin Jackson	GBR 13.28	0.139
6,	(7)	Florian Schwarthoff	GER 13.42	0.184
7,	(2)	Dudley Dorival	HAI 13.49	0.161
8,	(8)	Robert Kronberg	SWE 13.61	0.244

(Competitors: 44; Countries: 35; Finalists: 8)

Reigning champion Johnson and Anier García were the favourites, the only men under 13.10 prior to the Games. Dorival (13.33) and World Champion Jackson (13.28) were the fastest in the first two rounds. García was an easy winner of the first semi-final from Crear 13.16 to 13.23. Trammell won a close race in the other heat in 13.32 from Johnson (13.33) and Jackson (13.34). García was the smoothest in the final and won easily from Trammell, with both running lifetime bests. Crear repeated his solid semi-final, overtaking Johnson on the run-in for the bronze. Jackson – in his fourth consecutive final – hit too many barriers to have any medal chances.

### Athens, 27 Aug 2004

(0.3)				Reactions
1,	(4)	Liu Xiang	CHN 12.91=WR	0.139
2,	(6)	Terrence Trammell	USA 13.18	0.154
3,	(7)	Anier García	CUB 13.20	0.169
4,	(5)	Maurice Wignall	JAM 13.21	0.164
5,	(2)	Stanislav Olijar	LAT 13.21	0.174
6,	(1)	Charles Allen	CAN 13.48	0.139
7,	(8)	Mateus Inocêncio	BRA 13.49	0.169
8,	(3)	Ladji Doucouré	FRA 13.76	0.204

(Competitors: 47; Countries: 34; Finalists: 8)

Conditions were perfect for the heats, with temperatures of 27° and with largely favourable following winds. Doucouré opened proceedings by setting a French record of 13.18. Reigning champion García was next quickest with 13.24. Doucouré (13.23) was again fastest in the first heat of the next round, but the big shock came in the second race, won by Olijar (13.26) ahead of García (13.28), but which saw the demise of Allen Johnson. The favourite to regain the title won in 1996 hit three hurdles hard, finally falling at the ninth. In more than a decade of international hurdling Johnson had only once previously fallen.

Wignall won the first semi-final ahead of Liu, 13.17 to 13.18, with Duane Ross (USA) eliminated despite running 13.30. Doucouré again improved in the other race with a magnificent 13.06, ahead of Trammell's 13.17. Liu and Trammell led at the first hurdle in the final, with Doucouré lagging after a very slow reaction to the gun. Liu

escaped from Trammell at the fourth hurdle, when the Chinese athlete's cleaner hurdle clearances began to tell. García closed in on the American, and Doucouré's quickness came to the fore, as he moved into second place by the eighth. The Frenchman hit the ninth, skewed the 10th and slipped to last place after losing his balance. Liu flowed onwards oblivious to the events behind him, and reached the line in the photo-cell time of 12.94, a time which was unusually amended to a world record equaling 12.91. Trammell won the battle for silver, and García edged Wignall and Olijar for bronze.

### Beijing, 21 Aug 2008

(0.1)				Reactions
1,	(6)	Dayron Robles	CUB 12.93	0.183
2,	(5)	David Payne	USA 13.17	0.175
3,	(7)	David Oliver	USA 13.18	0.158
4,	(8)	Ladji Doucouré	FRA 13.24	0.170
5,	(4)	Artur Noga	POL 13.36	0.169
6,	(2)	Maurice Wignall	JAM 13.46	0.163
7,	(3)	Richard Phillips	JAM 13.60	0.154
8,	(9)	Jackson Quinonez	ESP 13.69	0.187

(Competitors: 42; Countries: 32; Finalists: 8)

The favourite was Robles, who in June had lowered the world record to 12.87. Reigning champion Liu Xiang and 12.95 performer Oliver were regarded as the most likely to beat the Cuban.

The last two heats were dramatic as first Terrence Trammell – silver medallist in Atlanta and Athens – pulled out injured after one hurdle. Then in the final heat, Liu appeared uncomfortable as he practised his starts. He was clearly nursing a foot injury, but settled down to race. After the first start there was a recall and after that point Liu withdrew, shocking the 91,000 crowd. His coach later appeared in tears on Chinese television which also showed behind-the-scenes coverage of Liu before the heat when he could be seen kicking a wall in frustration.

Oliver (13.30) was the fastest in the first round, and the next day ran 13.16 in the last quarter-final, after Payne (13.24), Robles (13.19) and Wignall (13.36) had won the other heats. Robles looked very easy winning his semi-final in 13.13, ahead of Payne (13.21) and a resurging Doucouré (13.22), while Oliver won the other semi in 13.31 ahead of Poland's rising star Noga (13.34).

Robles had the winning of the final by the time he reached the first hurdle, taking just seven strides compared with eight by all the other finalists. He flowed majestically away from the field barely touching two of the hurdles, and won by 2½ metres. Payne was second from start to finish, and just held off the charge of Oliver.

### London, 8 Aug 2012

(-0.3)				Reactions
1,	(6)	Aries Merritt	USA 12.92	0.143
2,	(4)	Jason Richardson	USA 13.04	0.194
3,	(7)	Hansle Parchment	JAM 13.12	0.172
4,	(2)	Lawrence Clarke	GBR 13.39	0.169
5,	(8)	Ryan Brathwaite	BAR 13.40	0.163
6,	(9)	Orlando Ortega	CUB 13.43	0.135
7,	(3)	Lehann Fourie	RSA 13.53	0.136
	(5)	Dayron Robles	CUB DQ (r168.7b) (42.86)	0.159

(Competitors: 44; Countries: 29; Finalists: 8)

Merritt had ducked under 13 seconds no less than five times prior to the Games, but lost to 2004 champion Liu Xiang 12.87w to 12.96 earlier in the season. The American was appreciably quicker than anyone else in the first round, but Liu hit the first hurdle hard and fell with a damaged Achilles. For the second successive Games, he failed to complete one race. Merritt, whose emergence at high world class in 2012 was attributed to his conversion from eight to seven strides at the start of his race, zipped to the fastest ever semi-final time of 12.94. The other races in that round were taken by Richardson (13.13) and the sharp looking Robles (13.10) ahead of Parchment's Jamaican record of 13.14.

In the final Robles and Merritt were fastest away with the Cuban slightly ahead until the third hurdle, when Merritt took charge. Richardson passed Robles at the fourth, but was never able to get close to Merritt, who won in 12.92, more than a metre ahead of Richardson and Parchment – the first Jamaican medallist in the event. Robles pulled up with a leg injury at the eighth hurdle and crossed the line in 42.86, but was disqualified for deliberately knocking over a hurdle. Merritt's performance capped a series of runs among the best ever seen in the event, with his fastest 10 races up to the Olympic final averaging 12.971.

#### MEN'S 110 METRES HURDLES

##### The Best on Points

19	Willie Davenport USA	1968-1, 1972-4, 1976-3
18	Colin Jackson GBR	1988-2, 1992-7, 1996-4, 2000-5
16	Lee Calhoun USA	1956-1, 1960-1
	Roger Kingdom USA	1984-1, 1988-1

##### Most Finals

4	Jackson	
3	Davenport	
	Mark McKoy CAN	1984-4, 1988-7, 1992-1
	Florian Schwarthoff GER	1992-5, 1996-3, 2000-6

##### Most Appearances

5	Carlos Sala ESP	1980-7s2, 1984-7, 1988-6s1, 1992-5q2, 1996-6h8
4	Arnaldo Bristol PUR	1964-6h1, 1968-8s2, 1972-6h1, 1976-6s2
	Davenport	1964-7s1, 1968-1, 1972-4, 1976-3
	McKoy CAN/AUT	1984-4, 1988-7, 1992-1, 1996-5q3
	Jackson	
	Schwarthoff	1988-5q1, 1992-5, 1996-3, 2000-6
	Tony Jarrett GBR	1988-6, 1992-4, 1996-dq/q1, 2000-dq/h1

##### Placing Table

	G	S	B	4	5	6	7	8	M	Points
USA	20	20	17	10	3	2	-	1	57	471
GBR	-	4	1	3	5	2	1	1	5	78
CUB	2	2	1	-	1	2	-	1	5	47
GER	1	-	1	2	4	1	-	-	2	43
FRA	1	1	-	2	1	2	1	2	2	39
URS	-	-	2	3	-	2	1	2	2	37
CAN	2	-	-	1	-	2	1	1	2	30
RSA	1	1	1	-	1	-	1	-	3	27
SWE	-	-	1	2	-	3	-	1	1	26
JAM	-	-	1	1	-	1	1	-	0	16
ITA	-	-	1	1	-	-	1	1	1	14
AUS	-	-	-	-	2	1	1	-	0	13
POL	-	-	-	-	2	1	-	-	0	11
FIN	-	-	1	-	-	1	-	-	1	9
CHN	1	-	-	-	-	-	-	-	1	8
ARG	-	-	-	1	-	-	-	-	0	5
NZL	-	-	-	1	-	-	-	-	0	5
ESP	-	-	-	-	-	-	2	1	0	5
BAR	-	-	-	-	1	-	-	-	0	4
BWI	-	-	-	-	1	-	-	-	0	4
IND	-	-	-	-	1	-	-	-	0	4
LAT	-	-	-	-	1	-	-	-	0	4
YUG	-	-	-	-	1	-	-	-	0	4
TCH	-	-	-	-	-	-	1	1	0	3
BRA	-	-	-	-	-	-	1	-	0	2
HAI	-	-	-	-	-	-	1	-	0	2
<b>Totals</b>	<b>28</b>	<b>28</b>	<b>27</b>	<b>27</b>	<b>24</b>	<b>20</b>	<b>13</b>	<b>12</b>	<b>83</b>	<b>911</b>

##### Breakdown of GER placings:

GER	-	-	1	2	1	1	-	-	1	23
GDR	1	-	-	-	2	-	-	-	1	16
FRG	-	-	-	-	1	-	-	-	0	4
<b>Totals</b>	<b>1</b>	<b>-</b>	<b>1</b>	<b>2</b>	<b>4</b>	<b>1</b>	<b>-</b>	<b>-</b>	<b>2</b>	<b>43</b>

##### Breakdown of URS placings:

RUS	-	-	2	2	-	2	1	-	2	30
UKR	-	-	-	1	-	-	-	-	0	5
BLR	-	-	-	-	-	-	-	2	0	2
<b>Totals</b>	<b>-</b>	<b>-</b>	<b>2</b>	<b>3</b>	<b>-</b>	<b>2</b>	<b>1</b>	<b>2</b>	<b>2</b>	<b>37</b>

##### Breakdown of TCH placings:

CZE	-	-	-	-	-	-	1	1	0	3
<b>Totals</b>	<b>-</b>	<b>-</b>	<b>-</b>	<b>-</b>	<b>-</b>	<b>-</b>	<b>1</b>	<b>1</b>	<b>0</b>	<b>3</b>

## 400 Metres Hurdles

Athens, 1896

Not held

Paris, 15 Jul 1900

1,	Walter Tewksbury	USA	57.6OR
2,	Henri Tauzin	FRA	58.3e
3,	George Orton	CAN	58.9e

(Competitors: 5; Countries: 4; Finalists: 3)

Tewksbury won the first heat in 61.0, and Tauzin the other (no time was announced, though the *New York Times* refers to Orton beating Tauzin, while other sources refer to Tauzin's loss in the final being his first ever defeat). Four of the five starters qualified for the final, but William Lewis did not compete in the final, held on a Sunday. The "hurdles" were a series of 30-foot long telegraph poles, except for the final hurdle – a water jump. Tewksbury went into the lead from the gun, and was never headed, and Orton closed on Tauzin at the finish, a creditable effort as he won the 2500m steeplechase that day!

St. Louis, 31 Aug 1904

(76.2 cm)

1,	(4) Harry Hillman	USA	53.0
2,	(2) Frank Waller	USA	53.2e
3,	(1) George Poage	USA	58.4e
4,	(3) George Varnell	USA	

(Competitors: 4; Countries: 1)

The race was held over hurdles set at 76cm rather than the standard 91.4cm. Hillman built up a comfortable lead from the start, and then lost almost all of his advantage when hitting the eighth hurdle hard. Waller almost caught him at the next hurdle, and Hillman had to fight him off after knocking over the last hurdle, winning by less than two yards. Poage became the first black athlete to win an Olympic medal in an athletics event, though in 1900 a silver medal was won by a black Frenchman in the tug-of-war.

Athens, 1906

Not held

London, 22 Jul 1908

1,	(4) Charles Bacon	USA	55.0WR
2,	(3) Harry Hillman	USA	55.3e
3,	(2) Jimmy Tremeer	GBR	57.0e
4,	(1) Leslie Burton	GBR	58.0e

(Competitors: 15; Countries: 6; Finalists: 4)

There were 12 heats, seven contained a single runner, and one heat listed had no competitors. Olympic records were set in the heats by Bacon with 57.0, then Hillman in the second round with 56.4. Hillman needed that time, as Harry Coe ran 57.0 behind him. Coe had the galling experience of running the second fastest time of the semi-finals and yet not making the final, as only the winners qualified. The two Americans were well clear of the Britons by halfway, and at the last hurdle, Hillman led by half a metre, but Bacon was swifter on the run-in, winning by two yards. Bacon's time became the first ratified world record.

Stockholm, 1912

Not held

**Antwerp, 16 Aug 1920**

1,	(3)	Frank Loomis	USA	54.0WR
2,	(5)	John Norton	USA	54.6e
3,	(2)	August Desch	USA	54.7e
4,	(4)	Géo André	FRA	54.8e
5,	(1)	Carl-Axel Christiernsson	SWE	55.4e
6,	(6)	Charles Daggs	USA	57.5e

(Competitors: 19; Countries: 9; Finalists: 6)

Loomis was fastest in the heats with 55.8, while he and Desch were the semi-final winners in 55.4. André – the 1908 high jump silver medallist – was second to Desch with 55.5e. André went out hard from the gun, and led at halfway. As he began to tire, Loomis took the lead, and was never threatened. Behind him, Norton and Desch closed on André, and passed the Frenchman in the last 50m to give the USA a clean sweep. Christiernsson drifted out into lane 2 in the finishing straight, but did not impede Desch, while Daggs, sometimes credited with running 55.7e was clearly well behind fifth place. Loomis's time, a world record, was slightly inferior to Norton's 54.2 over 440y, set at the Western US Trials two months earlier.

**Paris, 7 Jul 1924**

1,	(1)	Morgan Taylor	USA	52.6
2,	(5)	Erik Wilén	FIN	53.8OR
3,	(4)	Ivan Riley	USA	54.2
4,	(3)	Géo André	FRA	56.2
	(2)	Charles Brookins	USA	DQ (r163.3) (53.5e)
	(6)	Frederick Blackett	GBR	DQ (r163.3) (56.0e)

(Competitors: 23; Countries: 13; Finalists: 7)

Brookins was the fastest in the heats with 54.8, as only Wilén (55.3e) and the other three Americans ducked under 56 seconds. Brookins was again fastest in the semi-finals with 54.6, just ahead of Taylor 54.9e, with Wilén 55.5e beating Luigi Facelli (ITA) by 2m for the last qualifying spot. The other semi, affected by wind, was won by Riley in 56.6.

André and Taylor were off the best in the final, and it was only at halfway that the 35 year-old Frenchman had to give way to the American. By the eighth hurdle Taylor was 3m clear, while André, Riley and Brookins were level, with Wilén 3m behind. Brookins went clear in second place in the finishing straight, as Wilén came up for third. Taylor won by a good 6m, but was deprived of a world record by the foolish rule which prevented a record if any hurdle was knocked over – in Taylor's case, the last barrier. Accordingly, Wilén was credited with the Olympic record ... after Brookins was disqualified for running out of his lane. Blackett was similarly disqualified in a highly eventful race.

**Amsterdam, 30 Jul 1928**

1,	(5)	Lord Burghley (David Cecil)	GBR	53.4=OR
2,	(1)	Frank Cuhel	USA	53.6e
3,	(3)	Morgan Taylor	USA	53.6e
4,	(2)	Sten Pettersson	SWE	53.8e
5,	(6)	Tom Livingstone-Learmonth	GBR	54.2e
6,	(4)	Luigi Facelli	ITA	55.8e

(Competitors: 25; Countries: 13; Finalists: 6)

Cuhel (54.6) and Taylor (55.0) were quickest in the heats, and Taylor won the first and faster semi-final in 53.4, ahead of Cuhel (53.8) and Burghley (54.0), the Briton looking particularly easy. Livingstone won the other semi in 54.0 from Facelli (54.2), with Pettersson edging out John Gibson, the number three American.

Burghley and Livingstone were the early leaders of the final, and Livingstone began to lose ground after halfway. At the eighth hurdle Burghley led by half a metre from Cuhel, with Taylor and Facelli inches behind the reigning champion. Facelli hit the hurdle, and lost ground

rapidly. Burghley chopped his stride approaching the last hurdle, and cleared it ahead of Cuhel by a metre, his winning margin. Taylor closed in on Cuhel, and Pettersson finished fastest of all. Burghley's full name was David George Brownlow Cecil, Lord Burghley, and subsequently the sixth Marquis of Exeter. He later became President of the IAAF and a Vice-President of the IOC.

**Los Angeles, 1 Aug 1932**

				Electrics
1,	(3)	Bob Tisdall	IRL	51.7 (51.67)
2,	(6)	Glenn Hardin	USA	51.9WR (51.85)
3,	(4)	Morgan Taylor	USA	52.0 (51.96)
4,	(5)	Lord Burghley (David Cecil)	GBR	52.2 (52.01)
5,	(2)	Luigi Facelli	ITA	53.0
6,	(1)	Kjell Areskoug	SWE	54.6

(Competitors: 18; Countries: 13; Finalists: 6)

Joe Healey (USA) with 54.2 and Tisdall with 54.8, in his fourth race at the distance, were the fastest heat winners. Experts were greatly surprised to see Tisdall then equal the Olympic record of 52.8 set by Hardin in the first semi-final. Both races were close affairs, with Taylor (52.9) and Burghley (53.0) following Hardin and edging out George Golding (AUS), whose 53.1 was better than the previous Olympic record. The second race was even closer behind Tisdall, with Areskoug, Facelli and Healey all running 53.2.

Tisdall was ahead early in the final, and by the final hurdle was 5m clear. He knocked over the last barrier, thereby losing a world and Olympic record, and almost fell, recovering to struggle home 1.5m ahead of Hardin. With a better hurdle clearance he would likely have run 51.2. Taylor and Burghley, both at their third and final Olympics, each ran lifetime bests, with the Briton losing bronze by just 0.05. Tisdall's weight had plummeted from 75kg to 71kg in Los Angeles and he spent 15 hours a day asleep in the last eight days before racing, without ever doing any training.

**Berlin, 4 Aug 1936**

1,	(6)	Glenn Hardin	USA	52.4
2,	(3)	John Loaring	CAN	52.7
3,	(5)	Miguel White	PHI	52.8
4,	(1)	Joseph Patterson	USA	53.0
5,	(4)	Sylvio Padilha	BRA	54.0
6,	(2)	Hristos Mantikas	GRE	54.2

(Competitors: 32; Countries: 20; Finalists: 6)

Hardin had improved the world record by more than a second in 1934 with a startling 50.6, and had been undefeated in 11 races since 1932. He coasted through the heats in 53.9, and won his semi-final in 53.2 (53.15) ahead of fastest heat winner, White – 53.4 (53.42) – and Mantikas – 53.5 (53.55), who unexpectedly beat out Dale Schofield (51.7 in the US Trials) by 0.01. The other semi was won by Patterson in 52.8.

The final was marred by a strong wind against the runners in the back straight, which slowed the race by about a second. Hardin was battled by White for the first half, with the Philippines' athlete just ahead at the fourth hurdle. Patterson caught the leaders at the next hurdle, and it was only with two hurdles to go that Hardin got clear. Loaring finished quickly, moving from fourth to second in the last 50m.

**London, 31 Jul 1948**

				Adjusted
1,	(3)	Roy Cochran	USA	51.1OR 51.3
2,	(5)	Duncan White	SRI	51.8 52.1
3,	(6)	Rune Larsson	SWE	52.2 52.3

4, (4)	Dick Ault	USA	52.4	52.6
5, (1)	Yves Cros	FRA	53.3	53.6
6, (2)	Ottavio Missoni	ITA	54.0	54.2

(Competitors: 25; Countries: 17; Finalists: 6)

	<u>Differential</u>
Cochran	0.00
White	0.76 behind
Larsson	1.00
Ault	1.26
Cros	2.18
Missoni	2.85

After uneventful heats with White the fastest man in 53.6, the semi-finals offered much more excitement, Larsson won the first race in 51.9, not as fast as Tisdall in 1932, but still an Olympic record. Ault just took second ahead of White (both 52.1), with Arifon in the outside lane, just behind in 52.2. Jeff Kirk (USA) placed fifth, 0.9 quicker than Missoni, who qualified from the other semi, a rare instance of poor seeding. Missoni won fame and fortune in later life as a fashion designer in Italy.

Cochran, the favourite, and US number one as far back as 1939, won the second semi in 51.9, well ahead of Cros (52.5). Cochran and White led the final until the fourth hurdle, when Cochran took command and opened up a 5m gap on the field. He won easily, with White comfortably holding off Larsson for the silver medal.

### Helsinki, 21 Jul 1952

				<u>Electrics</u>
1, (6)	Charlie Moore	USA	50.8 <sup>OR</sup>	(51.06)
2, (1)	Yuriy Lituyev	RUS	51.3	(51.51)
3, (3)	John Holland	NZL	52.2	(52.26)
4, (2)	Anatoliy Yulin	URS	52.8	(52.81)
5, (5)	Harry Whittle	GBR	53.1	(53.36)
6, (4)	Armando Filiput	ITA	54.4	(54.49)

(Competitors: 40; Countries: 24; Finalists: 6)

Moore had run 50.7 in the US Trials to become the second man to run under 51 seconds. He enhanced his status as the man to beat by being more than a second faster than anyone else in the first two rounds – with 51.8 (51.95), then 50.8 (50.98). In the second round he coasted in, accepting afterwards that he would otherwise have broken Hardin's world record of 50.6. For the first time three rounds were required to arrive at six finalists, and the semi-finals were won by Lituyev – 51.8 (51.90) – and Moore 52.0 (52.08).

The field was level in the final until hurdle three, and Moore then applied pressure, taking a slight lead over Lituyev, passing the fifth hurdle in 23.1 (22.7 in the earlier 50.8), while the others tailed off. The Russian was trying to run 13 strides between hurdles as far as possible, while Moore was taking 15 paces between barriers. The American began to move clear after the ninth barrier, where he held half a metre advantage, and his much greater quarter-miling speed took him home more than 3m clear.

### Melbourne, 24 Nov 1956

				<u>Electrics</u>
1, (4)	Glenn Davis	USA	50.1=OR	(50.29)
2, (2)	Eddie Southern	USA	50.8	(50.94)
3, (1)	Josh Culbreath	USA	51.6	(51.74)
4, (5)	Yuriy Lituyev	RUS	51.7	(51.91)
5, (6)	David Lean	AUS	51.8	(51.93)
6, (3)	Gert Potgieter	RSA	56.0	

(Competitors: 28; Countries: 18; Finalists: 6)

Before 1956 Southern had two races at one-lap hurdling under his belt, two more than Davis. In the US Trials Davis ran 49.5, with Southern

just behind at 49.7. The US third-string – Culbreath – was fastest in the heats with 50.9 (51.07), and six others ran under 52 seconds. Southern and Davis were drawn in the same semi-final, and Southern's pattern was 15 strides between hurdles rather than his usual 13 (to hurdle seven). It worked well, as he looked very easy in running the third fastest time ever of 50.1 (50.26). Davis struggled, and was only fourth at the eighth hurdle. He kicked hard and finished in a good 50.7 (50.78). Culbreath was a convincing winner of the other semi-final with 50.9 (50.97).

Southern led in the final, passing the fifth hurdle in 22.7 with Davis two yards behind. Davis made a big effort round the curve, and was a metre up on Southern at the eighth hurdle. He built on this lead and was more than 2m up at the last hurdle, with Potgieter 3m behind just ahead of Culbreath. The South African hit the last barrier and fell, and the USA had another clean sweep. Davis's time was equal third-fastest ever on hand timing.

### Rome, 2 Sep 1960

				<u>Electrics</u>
1, (6)	Glenn Davis	USA	49.3 <sup>OR</sup>	(49.51)
2, (5)	Clifton Cushman	USA	49.6	(49.77)
3, (1)	Dick Howard	USA	49.7	(49.90)
4, (2)	Helmut Janz	GER/FRG	49.9	(50.05)
5, (4)	Jussi Rintamäki	FIN	50.8	(50.98)
6, (3)	Bruno Galliker	SUI	51.0	(51.11)

(Competitors: 34; Countries: 23; Finalists: 6)

Davis had again won the US Trials in 49.5, and was co-favourite with Potgieter who had run a world record 49.3 for 440y at altitude earlier in the year. A month before the Games the South African was badly injured in a car crash, and a great duel was lost. As it was Davis had two teammates who had also ducked below 50 seconds. In the early rounds only Cushman – 50.8 (50.89) and Howard – 50.8 (50.92) ran under 51 seconds.

In the final Davis led to the second hurdle, but had to chop stride at that barrier, and Howard and Janz went past him. Davis only began to pull back after the sixth hurdle, at which point Cushman was last. Davis caught Janz at the ninth hurdle, and was level with Howard at the final obstacle, with Janz third and Cushman closing fast in fourth place. Davis and Cushman both finished powerfully, with the latter gaining a metre on Davis. The time of 49.3 was the third-fastest ever, and gave Davis six of the nine marks of 49.6 or better.

### Tokyo, 16 Oct 1964

1, (6)	"Rex" Cawley	USA	49.6
2, (4)	John Cooper	GBR	50.1
3, (8)	Salvatore Morale	ITA	50.1
4, (2)	Gary Knoke	AUS	50.4
5, (3)	Jay Luck	USA	50.5
6, (7)	Roberto Frinolli	ITA	50.7
7, (1)	Vasiliy Anisimov	URS	51.1
8, (5)	Wilfried Geeroms	BEL	51.4

(Competitors: 39; Countries: 26; Finalists: 8)

As an 18 year-old schoolboy Cawley became the only man ever to be a finalist in all three hurdle events (110m/200m/400m) at the US Championships. His talent over 400m hurdles came to the fore five years later, as he broke the world record in the US Trials with 49.1 a month before Tokyo. Only Cawley – 50.8 (50.88) – and John Cooper – 50.5 (50.58) broke 51 seconds in the heats. These two were the semi-final winners, Cooper in 50.40 just ahead of Luck 50.4 (50.43) and Morale 50.4 (50.48), and Cawley in 49.8 (49.89) in front of Frinolli – 50.2 (50.28). The surprise of the semis was the elimination of Billy Hardin, the US Champion and son of Glenn, who hit the 10th hurdle when in fourth place, and slipped back to sixth.

Frinolli led the field for the first half of the final, as he had done in his semi, with Morale in second place. Cawley pushed hard from the seventh hurdle, caught Frinolli at the ninth, and went away to a comfortable win. Behind him, Luck caught Frinolli at the 10th hurdle, but hit it, and Morale, Cooper and Knoke went by, with Cooper's strength telling at the finish. Three of the 1960-64 medallists died prematurely, Cushman in Vietnam in 1966, Howard from a drugs overdose in 1967, and Cooper in the 1974 Paris air crash which killed 346.

### Mexico City, 15 Oct 1968

				<u>Electrics</u>
1,	(6)	David Hemery	GBR	48.1WR (48.12)
2,	(2)	Gerhard Hennige	FRG	49.0 (49.02)
3,	(8)	John Sherwood	GBR	49.0 (49.03)
4,	(3)	Geoff Vanderstock	USA	49.0 (49.07)
5,	(5)	Vyacheslav Skomorokhov	UKR URS	49.1 (49.12)
6,	(7)	Ron Whitney	USA	49.2 (49.27)
7,	(1)	Rainer Schubert	FRG	49.2 (49.30)
8,	(4)	Roberto Frinolli	ITA	50.1 (50.13)

(Competitors: 30; Countries: 24; Finalists: 8)

The altitude which had hurt so many distance runners here was a godsend to the 400m hurdlers, as all eight finalists ran faster in Mexico City than they ever did at low altitude. Six men ran quicker than 50 seconds in the first round, two more than in all Olympic history prior to 1958. Fastest was race favourite Whitney who edged Schubert 49.0 (49.06) to 49.1 (49.15), while Kimaru Songok (KEN) had the chastening experience of running 50.65, a time good enough to make any previous final, without getting through to the next round.

Frinolli ran a lifetime best of 49.2 (49.14) in the first semi, 0.07 ahead of world record holder Vanderstock. Hennige equalled Schubert's European record with 49.1 in the other semi, though, like his teammate, his time was .01 slower than Frinolli. Unfortunate losers in the semis were Juan Dyrzka (ARG) and Gary Knoke (AUS) who ran 49.82 and 49.61 in fifth place in the two races.

As in 1964 Frinolli was off first in the final, and led by a metre at the first hurdle. By the fourth hurdle Skomorokhov and Hemery had joined the Italian up front, and at the fifth hurdle all three were timed in 21.5. Hemery was in the lead by halfway (23.3), and his superior hurdling technique and strength began to tell. His lead extended from 0.2 at the sixth barrier to 0.7 at the last hurdle. His second half of 24.8 was only approached by Whitney (24.9) who misjudged the race badly, being 9m behind Hemery at halfway.

### Munich, 2 Sep 1972

1,	(1)	John Akii-Bua	UGA	47.82WR
2,	(6)	Ralph Mann	USA	48.51
3,	(5)	David Hemery	GBR	48.52
4,	(4)	James Seymour	USA	48.64
5,	(7)	Rainer Schubert	FRG	49.65
=6,	(2)	Yevgeniy Gavrilenko	BLR URS	49.66
	(8)	Stavros Tziortzis	GRE	49.66
8,	(3)	Yuriy Zorin	RUS URS	50.25

(Competitors: 37; Countries: 25; Finalists: 8)

The fastest heat winners were Hemery with 49.72, Gavrilenko (49.73) and Dieter Buttner (FRG, 49.78). Hemery led the first semi until the eighth hurdle, when Akii-Bua surged past to win in 49.25 from Mann (49.53) and an easing up Hemery (49.66). In the second semi-final Gary Knoke heard an echo when the gun went off and didn't leave his blocks. Seymour and Christian Rudolph (GDR) led at the 10th hurdle, but Rudolph fell and Buttner then fell over him, thereby missing qualification.

In the final Hemery led by the first hurdle, and reached the fifth in 21.1, with Akii-Bua and Mann just over a metre behind. Akii-Bua, running 13 strides to halfway, and then 14s alternating his hurdling leg, gained on Hemery and caught him at the eighth. Radiating energy, the

Ugandan ran away from the reigning champion to cross the line with the first ever sub-48 clocking, wonderful under any conditions, but staggering from lane 1 for a hurdler leading with his right leg. Hemery flagged a little on the run-in, which was enough for Mann to catch him on the line. Seymour was a metre behind, after hitting the first hurdle so hard he almost fell.

### Montreal, 25 Jul 1976

1,	(4)	Edwin Moses	USA	47.63WR
2,	(1)	Michael Shine	USA	48.69
3,	(8)	Yevgeniy Gavrilenko	BLR URS	49.45
4,	(7)	Quentin Wheeler	USA	49.86
5,	(3)	José Carvalho	POR	49.94
6,	(2)	Yanko Bratanov	BUL	50.03
7,	(6)	Damaso Alfonso	CUB	50.19
8,	(5)	Alan Pascoe	GBR	51.29

(Competitors: 22; Countries: 16; Finalists: 8)

At the end of 1975 Pascoe was the world's number one, and Moses was an unknown with a best of 51.7. With Akii-Bua derailed because of the African boycott, Moses was the favourite after running a US record 48.30 in the US Trials. Moses was the only man under 50 seconds in the heats (49.95), and then imposed himself on the field in the semis, powering to the third fastest time ever – 48.29 – winning by more than 10m from Gavrilenko. Pascoe, not in world-beating shape after injury, took fourth in 49.95 ahead of French veteran Jean-Claude Nallet (50.06). Slowest qualifier was NCAA champion Wheeler.

Only Pascoe attempted to match Moses in the final, and he did so to the fifth hurdle. Taking 13 strides between the hurdles all the way, the 20 year-old American devastated the opposition and came home to clock the first world record of his career, and the first of his 45 races under 48 seconds.

### Moscow, 26 Jul 1980

1,	(8)	Volker Beck	GDR	48.70
2,	(2)	Vasiliy Arkhipenko	UKR URS	48.86
3,	(1)	Gary Oakes	GBR	49.11
4,	(4)	Nikolay Vasilyev	UKR URS	49.34
5,	(5)	Rok Kopitar	SLO YUG	49.67
6,	(7)	Horia Toboc	ROU	49.84
7,	(6)	Franz Meier	SUI	50.00
8,	(3)	Yanko Bratanov	BUL	56.35

(Competitors: 22; Countries: 19; Finalists: 8)

Edwin Moses (nine) and Harald Schmid (six) had the top 15 marks of the year, but were not in Moscow because of the US-led boycott. This event was seriously devalued without the best men in the event, as was shown by no-one breaking 50 seconds in the heats, and only Arkhipenko (49.80) and Vasilyev (49.87) ducking below that mark in the semi-finals.

Oakes blasted out from the gun in the final and led by a metre from Beck at halfway, with Arkhipenko third. The Soviet athlete worked hard around the final curve and caught the Briton at the eighth hurdle, with Beck appearing to be holding back. The East German kicked hard after the ninth hurdle, going past the tiring Oakes, and catching Arkhipenko at the final barrier. Beck was too strong for the Ukrainian over the last 40m and won by a long metre. Oakes was a further 2m back, well clear of Vasilyev, and won a medal which was wholly unexpected for the British.

### Los Angeles, 5 Aug 1984

1,	(6)	Edwin Moses	USA	47.75
2,	(4)	Danny Harris	USA	48.13
3,	(5)	Harald Schmid	FRG	48.19
4,	(3)	Sven Nylander	SWE	48.97

5, (7)	Amadou Dia Bâ	SEN	49.28
6, (1)	Tranel Hawkins	USA	49.42
7, (8)	Michel Zimmerman	BEL	50.69
8, (2)	Henry Amike	NGR	53.78

(Competitors: 45; Countries: 30; Finalists: 8)

Moses had won 89 finals in row before LA, and was a prohibitive favourite. He was fastest in the first round with 49.33, 0.01 quicker than Schmid, with all six heat winners breaking 50 seconds. Moses was again fastest in the semi-finals, this time with 48.51 while teammates Hawkins (48.94), and Harris, winner of the other semi-final in 48.92, were the next fastest.

After a rare false start by Moses the field was away at the second time of asking, and Moses was 4m clear of Schmid by the fifth hurdle (21.1 versus 21.6). The former champion was never in any danger as he won by 3m from Harris. The 18 year-old surged past Schmid after the ninth hurdle after he had accidentally caught the German with his right arm one hurdle earlier.

Three years later, at the World Championships, the order of the first five was the same in the best race of the decade, with Moses running 47.46 and the next two finishing just 0.02 behind him. It was in that year that Moses lost to Harris, after 107 consecutive wins since 1977. With his Los Angeles win Moses became the only man to regain an Olympic 400m hurdles title.

### Seoul, 25 Sep 1988

1, (6)	Andre Phillips	USA	47.19OR
2, (5)	Amadou Dia Bâ	SEN	47.23
3, (3)	Edwin Moses	USA	47.56
4, (2)	Kevin Young	USA	47.94
5, (4)	Winthrop Graham	JAM	48.04
6, (7)	Kriss Akabusi	GBR	48.69
7, (1)	Harald Schmid	FRG	48.76
8, (8)	Edgar Itt	FRG	48.78

(Competitors: 37; Countries: 28; Finalists: 8)

Dave Patrick and Danny Harris ran 47.75 and 47.76 respectively at the US Trials but failed to make the US team. Only Schmid was thought capable of denting the USA's hegemony, a view unaffected by the heats, where Phillips (49.34), Young (49.35) and Moses (49.38) were the three fastest. Bâ (49.41) and Schmid (49.77) were the other heat winners. Moses cranked things up in the semis, running 47.89 ahead of Young (48.50) and Schmid (48.93), while Phillips showed his strength in taking the other semi-final in 48.19, ahead of Graham (48.37) and Bâ (48.48).

In the final, Phillips reacted far quicker than the others (0.15 versus 0.21 for Moses, 0.22 for Bâ) and by the third hurdle was 0.19 up on Moses and 0.20 ahead of Bâ. At the fourth hurdle there were four contenders, with Phillips just ahead of Moses 20.93 to 21.00, Bâ (21.01) and Young (21.09). Phillips was pressured by Moses until the eighth hurdle, but the reigning champion began to tire, and Phillips led off the last hurdle by more than 2m. Bâ was second, but closed with a ferocious finish to set an African record, becoming the number three performer of all-time. The American chopped more than three tenths off his best, while Bâ's run was the only sub-48 mark of his career.

### Barcelona, 6 Aug 1992

1, (4)	Kevin Young	USA	46.78WR
2, (3)	Winthrop Graham	JAM	47.66
3, (5)	Kriss Akabusi	GBR	47.82
4, (6)	Stéphane Diagana	FRA	48.13
5, (8)	Niklas Wallenlind	SWE	48.63
6, (2)	Oleg Tverdokhlebov	EUN	48.63
7, (1)	Stéphane Caristan	FRA	48.86
8, (7)	Dave Patrick	USA	49.26

(Competitors: 47; Countries: 35; Finalists: 8)

Samuel Matete (ZAM), the second fastest of all-time with 47.10 in 1991, was the man to beat, and he coasted through his heat, the slowest, in 49.89. The fastest man was Erick Keter (KEN) who set a national record with 48.28. In all, 24 athletes broke the once-feared 50-second barrier. Keter was eliminated in his semi, running 49.01 in a race won by Akabusi in 48.01, with 48.47 by Patrick, the final qualifier. More surprisingly, Matete failed to qualify in the other heat; hindered by a hamstring problem he knocked over a hurdle in the lane adjacent to his in the finishing straight and, though crossing the line third in 48.86, was disqualified. Up ahead Graham was running a Jamaican record of 47.62, ahead of Young's best ever of 47.63.

Graham and Diagana led early on in the final, then were caught by Young at the fourth hurdle. Young passed halfway in 22.6 and by the ninth hurdle the tall (1.93) American's 13 stride pattern had broken the race apart. At that point he was 5m ahead of Graham and, despite hitting the 10th hurdle was still going away, 7m up at the finish. He achieved the first sub-47 clocking ever. Graham held off Akabusi for second, with Diagana fourth, well ahead of Wallenlind.

### Atlanta, 1 Aug 1996

1, (6)	Derrick Adkins	USA	47.54
2, (1)	Samuel Matete	ZAM	47.78
3, (5)	Calvin Davis	USA	47.96
4, (4)	Sven Nylander	SWE	47.98
5, (8)	Rohan Robinson	AUS	48.30
6, (7)	Fabrizio Mori	ITA	48.41
7, (3)	Everson Teixeira	BRA	48.57
8, (2)	Eronilde de Araújo	BRA	48.78

(Competitors: 55; Countries: 35; Finalists: 8)

Five of the seven heats were won with times quicker than 49 seconds, with Matete running the fastest ever preliminary in 48.21. The standard was very high, and continued in the semi-finals, with 14 of the 16 contestants running under 49 seconds. Heading the list was local man Adkins, who won the first semi-final with 47.76 from Swedish veteran Nylander, who set a national record of 48.21. Behind them US Trials winner Bryan Bronson ran out of gas in the last 100m and finished last in 50.32. Davis, a recently converted 400m man, won the other race in 47.91. Behind him Teixeira, Robinson (both 48.28), Neil Gardner (JAM, 48.30), Laurent Ottoz, son of 1968 110m hurdles medallist Eddy (48.52), Ibou Faye (SEN, 48.84) and Marc Dollendorf (BEL – 48.91) all ran lifetime bests. Only Matete, third in 48.28, missed his personal record.

Nylander, in his last serious attempt at a championship, ran hard from the gun, leading to halfway in 22.9, with Adkins and Robinson right with him. Matete, in fifth at the fifth hurdle, and not enthralled with his lane 1 draw, moved up, and he and Adkins were level at hurdles 8-10, with Nylander 4m behind and a metre clear of Davis, de Araújo and Robinson. Adkins accelerated away from Matete on the run-in despite being half blinded from all the camera flashbulbs in the crowd, while Davis astonishingly gained 4m on Matete in the last 40m, leaving Nylander to settle for fourth despite setting his second national record within 22 hours.

### Sydney, 27 Sep 2000

1, (1)	Angelo Taylor	USA	47.50
2, (4)	Hadi Al-Somaily	KSA	47.53
3, (6)	Llewellyn Herbert	RSA	47.81
4, (5)	James Carter	USA	48.04
5, (8)	Eronilde de Araújo	BRA	48.34
6, (2)	Paweł Januszewski	POL	48.44
7, (3)	Fabrizio Mori	ITA	48.78
8, (7)	Gennadiy Gorbenko	UKR	49.01

(Competitors: 62; Countries: 46; Finalists: 8)

In very windy conditions, the first round brought only one sub-49 clocking (by Samuel Matete – 48.98). The semi-finals saw most of the

top runners unfurl their banners. Al-Somaily set a national record in taking the first race in 48.14, with Mori (48.40), the surprising Gorbenko (48.40) and Januszewski (48.42) all qualifying. Herbert (48.38) and Carter (48.48) were the other heat winners, the latter earning boos from the crowd by his taunting his opposition on the run-in.

Al-Somaily led from the gun in the final, with Carter and Herbert his closest pursuers. Taylor moved up from 4th at the 8th barrier to second at the last hurdle, and finally caught Al-Somaily with his last stride. Taylor became the 10th fastest of all-time and only the third man (after Morgan Taylor in '24 and Akii-Bua in '72) to have won from the confines of lane 1.

### Athens, 26 Aug 2004

1, (6)	Felix Sánchez	DOM	47.63
2, (5)	Danny McFarlane	JAM	48.11
3, (7)	Naman Keïta	FRA	48.26
4, (4)	James Carter	USA	48.58
5, (2)	Bayano Kamani	PAN	48.74
6, (3)	Marek Plawgo	POL	49.00
7, (1)	Alwyn Myburgh	RSA	49.07
8, (8)	Bennie Brazell	USA	49.51

(Competitors: 35; Countries: 24; Finalists: 8)

McFarlane ran 48.35 for the fastest time of the first round, and then Sánchez showed his status as favourite with a 47.93 semi, while McFarlane (48.00) and Carter (48.18) were the other semi-final winners. Kemel Thompson (JAM) ran an excellent 48.25 but was eliminated as ninth fastest, joining reigning champion Taylor and Sydney bronze medallist Herbert.

Sánchez and Keïta started fastest in the final, and by halfway Sánchez and Carter led the field. The American went into the lead, and was marginally ahead as the athletes came off the final bend. Sánchez then took over, and steadily pulled clear, winning by 4m. McFarlane took a firm hold on second place by the ninth hurdle, while Keïta closed impressively to move from seventh at the eighth hurdle to stride past Carter 15m from the finish. The hapless American finished fourth for the second time, while Sánchez's win was the first ever for the Dominican Republic.

### Beijing, 18 Aug 2008

1, (6)	Angelo Taylor	USA	47.25
2, (4)	Kerron Clement	USA	47.98
3, (7)	Bershawn Jackson	USA	48.06
4, (5)	Danny McFarlane	JAM	48.30
5, (8)	LJ van Zyl	RSA	48.42
6, (3)	Marek Plawgo	POL	48.52
7, (9)	Markino Buckley	JAM	48.60
8, (2)	Periklis Iakovákis	GRE	49.96

(Competitors: 26; Countries: 19; Finalists: 8)

Jackson, winner of the US Trials was co-favourite with the gifted Clement, who with 47.79 was the only man quicker than 48 seconds in 2008. With only 26 athletes across four heats, the first round was not too competitive, with Taylor (48.67) and Buckley (48.65) the fastest. Taylor won the first semi-final in 47.94, his quickest since his 2000 Olympic win, just edging Jackson (48.02), while Clement won the other semi in 48.27 from McFarlane (48.50).

Taylor was off quickest in the final, and led by a metre at the first hurdle, and was almost 2m clear of Clement crossing the fifth hurdle, reached in 20.7. McFarlane was a clear third with Iakovákis and Jackson next. Clement closed to within half a metre at the eighth, but Taylor's stride pattern was more certain than Clement's and he came off the final barrier 2m clear. This was extended to more than 5m by the finish. Jackson went past McFarlane at the final hurdle and almost caught the easing Clement. Taylor's time broke his lifetime best, set in Sydney in 2000, while McFarlane (36) lowered his world master's best to 48.30.

### London, 6 Aug 2012

1, (7)	Felix Sánchez	DOM	47.63
2, (6)	Michael Tinsley	USA	47.91
3, (5)	Javier Culson	PUR	48.10
4, (3)	David Greene	GBR	48.24
5, (4)	Angelo Taylor	USA	48.25
6, (8)	Jehue Gordon	TTO	48.86
7, (9)	Leford Green	JAM	49.12
8, (2)	Kerron Clement	USA	49.15

(Competitors: 49; Countries: 33; Finalists: 8)

Undefeated in 2012 prior to London, Culson was a slight favourite over Greene, the reigning World Champion. The Puerto Rican was fastest in the heats with 48.33. In the semis that distinction went to former champion Sánchez with an ominous 47.76, his quickest for eight years.

Culson led early on in the final, but Taylor was even with him by the third hurdle, and these two led until the eighth barrier, when Sánchez caught the two leaders. Tinsley also gained in the straight, closing on everyone except Sánchez, who went clear after the ninth hurdle. Sánchez won by three metres from Tinsley, with Culson a metre clear of Greene, who had started too slowly.

The Dominican emulated Taylor and Moses in regaining his title, and in exactly the same time as in 2004. He dedicated his newest gold medal to his late grandmother Lillian, whose picture was attached to the inside of his bib. His tears at the medal ceremony and the warm reception he got from the crowd were one of the emotional highlights of the Games.

#### MEN'S 400 METRES HURDLES

##### The Best on Points

22	Edwin Moses USA	1976-1, 1984-1, 1988-3
20	Morgan Taylor USA	1924-1, 1928-3, 1932-3
	Angelo Taylor USA	2000-1, 2008-1, 2012-5
16	Glenn Davis USA	1956-1, 1960-1

##### Most Finals

3	M Taylor
	Moses
	A Taylor
2	23 men

##### Most Appearances

4	Luigi Facelli ITA	1924-4s1, 1928-6, 1932-5, 1936-3h2
	Samuel Matete ZAM	1988-6h2, 1992-dq/s2, 1996-2, 2000-3s3
	Félix Sánchez DOM	2000-7s2, 2004-1, 2008-5h4, 2012-1
	A Taylor	2000-1, 2004-4s1, 2008-1, 2012-5
	Periklis Iakovákis GRE	2000-3h4, 2004-4s2, 2008-8, 2012-5h5
3	23 men	

##### Placing Table

	G	S	B	4	5	6	7	8	M	Points
USA	18	12	10	9	2	3	-	3	40	353
GBR	2	1	5	3	2	1	-	1	8	80
URS/EUN	-	2	1	3	1	1+1=	1	1	3	47.5
GER	1	1	1	1	1	-	2	1	3	35
FRA	-	1	1	3	1	-	1	-	2	34
SWE	-	-	1	3	2	1	-	-	1	32
ITA	-	-	1	-	1	5	1	1	1	28
JAM	-	2	-	1	1	-	2	-	2	27
DOM	2	-	-	-	-	-	-	-	2	16
RSA	-	-	1	-	1	1	1	-	1	15
CAN	-	1	1	-	-	-	-	-	2	13
AUS	-	-	-	1	2	-	-	-	0	13
FIN	-	1	-	-	1	-	-	-	1	11
SEN	-	1	-	-	1	-	-	-	1	11
BRA	-	-	-	-	2	-	1	1	0	11
POL	-	-	-	-	-	3	-	-	0	9
IRL	1	-	-	-	-	-	-	-	1	8
UGA	1	-	-	-	-	-	-	-	1	8
KSA	-	1	-	-	-	-	-	-	1	7
SRI	-	1	-	-	-	-	-	-	1	7
ZAM	-	1	-	-	-	-	-	-	1	7
GRE	-	-	-	-	-	1+1=	-	1	0	6.5
NZL	-	-	1	-	-	-	-	-	1	6
PHI	-	-	1	-	-	-	-	-	1	6
PUR	-	-	1	-	-	-	-	-	1	6
SUI	-	-	-	-	-	1	1	-	0	5



Men's 400 Metres Hurdles, continued										
Placing Table										
	G	S	B	4	5	6	Z	8	M	Points
PAN	-	-	-	-	1	-	-	-	0	4
POR	-	-	-	-	1	-	-	-	0	4
YUG	-	-	-	-	1	-	-	-	0	4
BUL	-	-	-	-	1	-	-	1	0	4
ROU	-	-	-	-	1	-	-	-	0	3
TTO	-	-	-	-	1	-	-	-	0	3
BEL	-	-	-	-	-	-	1	1	0	3
CUB	-	-	-	-	-	-	1	-	0	2
NGR	-	-	-	-	-	-	-	1	0	1
UKR	-	-	-	-	-	-	-	1	0	1
<b>Totals</b>	<b>25</b>	<b>25</b>	<b>25</b>	<b>24</b>	<b>21</b>	<b>20+2=</b>	<b>12</b>	<b>13</b>	<b>75</b>	<b>831</b>
Breakdown of URS/EUN placings:										
UKR	-	1	-	1	1	1	1	-	1	21
BLR	-	-	1	1	-	1=	-	-	1	13.5
RUS	-	1	-	1	-	-	-	1	1	13
<b>Totals</b>	<b>-</b>	<b>2</b>	<b>1</b>	<b>3</b>	<b>1</b>	<b>1+1=</b>	<b>1</b>	<b>1</b>	<b>3</b>	<b>47.5</b>
Breakdown of GER placings:										
FRG	-	1	1	-	1	-	2	1	2	22
GDR	1	-	-	-	-	-	-	-	1	8
GER	-	-	-	1	-	-	-	-	0	5
<b>Totals</b>	<b>1</b>	<b>1</b>	<b>1</b>	<b>1</b>	<b>1</b>	<b>-</b>	<b>2</b>	<b>1</b>	<b>3</b>	<b>35</b>

## High Jump

### Athens, 10 Apr 1896

1,	Ellery Clark	USA	1.81OR
=2,	James Connolly	USA	1.65
	Robert Garrett	USA	1.65
4,	Henrik Sjöberg	SWE	1.60
5,	Fritz Hofmann	GER	1.55

(Competitors: 5; Countries: 3)

All five men cleared 1.50 and 1.55 with athletes having to jump at each height, but Hofmann failed at 1.60. The bar was then raised to 1.625 and Sjöberg went out. Connolly and Garrett, both winners in other events, failed at 1.675.

Clark's "scissors" clearance at 1.675 won him the competition, and he went on to make 1.81. Though his winning jump was well short of Mike Sweeney's world best of 1.97 set seven months earlier, it was only 2cm lower than Sweeney's winning height in the 1895 US Championships. Sweeney had turned professional in 1896 so was not eligible to compete in Athens.

### Paris, 15 Jul 1900

1,	Irving Baxter	USA	1.90OR
2,	Patrick Leahy IRL	GBR	1.78
3,	Lajos Gönczy	HUN	1.75
=4,	Carl Andersen	NOR	1.70
	Erik Lemming	SWE	1.70
	Waldemar Steffen	GER	1.70
7,	Louis Monnier	FRA	1.60
8,	Tore Blom	SWE	1.50

(Competitors: 8; Countries: 7)

Baxter, winner of the US title in 1898-99, was the co-favourite with Leahy. The Irishman had jumped 1.96 in 1898, but Baxter had cleared 1.92 at the end of May. With Leahy unable to clear 1.81, Baxter was the undisputed winner, and he went on to clear 1.90 with his Eastern cut-off style. Attempts at equalling Sweeney's world best of 1.97 were truncated by the crowd being allowed to get too close to the jumping area. The event was held on a Sunday, meaning that two religious Americans, Walter Carroll and William Remington, by-passed the event.

### St. Louis, 29 Aug 1904

1,	Samuel Jones	USA	1.803
2,	Garrett Serviss	USA	1.778
3,	Paul Weinstein	GER	1.778

4,	Lajos Gönczy	HUN	1.75
5,	Emil Freymark	USA	1.72
6,	Ervin Barker	USA	1.70

(Competitors: 6; Countries: 3)

Jones, the US Champion, was expected to win from Serviss, who had jumped 1.94 in 1903. Jones duly won, and then failed at 1.89, just short of his best of 1.90. Serviss was second after a jump-off with Weinstein, who was simultaneously competing in the Standing Long Jump. Weinstein's style was summed up in Charles Lucas's book *The Olympic Games 1904* with the words "little can be said other than it is far from graceful." It was in fact an early version of the "Western Roll," usually said to have been initiated by George Horine, the first man to clear 2m.

### Athens, 30 Apr-1 May 1906

1,	Con Leahy IRL	GBR	1.775
2,	Lajos Gönczy	HUN	1.75
=3,	Herbert Kerrigan	USA	1.725
	Themistoklis Diakidis	GRE	1.725
5,	Gunnar Rönström	SWE	1.70
=6,	Bruno Söderström	SWE	1.675
	Halfdan Bjølgerud	NOR	1.675
8,	Paul Weinstein	GER	1.65

(Competitors: 24; Countries: 11)

Competitors were required to jump at each height, with the bar apparently being raised one centimetre at a time (!). After 1.675 had been dealt with, there were five jumpers left, and darkness was setting in. The competition was adjourned to the following day, with the bar being raised 2.5cm after all five had cleared 1.70. Gönczy, who would later die in battle in 1914 aged only 33, and Leahy were the only ones to clear 1.75. Kerrigan, the US Champion, was surprisingly unable to clear that height. Leahy, the favourite, went over 1.775 to win, and then missed twice at 1.83 before passing his final attempt.

### London, 21 Jul 1908

1,	Harry Porter	USA	1.905OR
=2,	Con Leahy IRL	GBR	1.88
	István Somodi	HUN	1.88
	Géo André	FRA	1.88
=5,	Herbert Gidney	USA	1.853
	Tom Moffitt	USA	1.853
7,	Neil Patterson	USA	1.83

(Competitors: 22; Countries: 10; Finalists: 7)

Porter had been the best US jumper in the series of American selection meetings, jumping 1.88, and was co-favourite with 1906 champion Leahy. The 22 athletes were divided into four pools of jumpers with qualifying marks counting for the final result. While Leahy and Porter were expected to do well, Somodi and André were not; yet both men set national records, André improved from 1.79 to 1.80, 1.83, 1.85 and finally 1.88. The 1.88/87kg Frenchman was built heroically, and both in sports (he competed for France for nearly 20 years and was a rugby international) and in life (he escaped from a German POW camp in World War One) he was indeed a hero.

Under current rules André would have been fourth with Leahy second and Somodi third. Porter, almost as impressive physically as André at 1.89/84kg was the only man to clear 1.905 and he went on to try a world record of 1.975. A month after the Games Leahy jumped 1.953 to head the world rankings for 1908. Somodi, a small jumper (1.75/68kg) was over 1.905 on his final attempt, but dislodged the bar with his hand.

**Stockholm, 8 Jul 1912**

1,	Alma Richards	USA	1.93OR
2,	Hans Liesche	GER	1.91
3,	George Horine	USA	1.89
=4,	Egon Erickson	USA	1.87
	Jim Thorpe	USA	1.87
=6,	Harry Grumpelt	USA	1.85
	John Johnstone	USA	1.85
8,	Karl-Axel Kullerstrand	SWE	1.83

(Competitors: 29; Countries: 9; Finalists: 11)

Series	1.83	1.85	1.87	1.89	1.91	1.93
Richards	xxo	o	xxo	xxo	xxo	o
Liesche	o	o	o	xo	xo	xxx
Horine	xo	o	xo	xo	xxx	
Erickson	o	xo	xxo	xxx		
Thorpe	o	o	xo	xxx		
Grumpelt	o	xxo	xxx			
Johnstone	xxo	xo	xxx			
Kullerstrand	o	xxx				

In May 1912, George Horine had become the first man to clear 2m when winning the US Western Olympic Trials. In doing so he popularised the Western Roll as the style to use (at least for the next 20-25 years). A hiccup occurred at the Eastern Trials when he placed only fifth with 1.84, but this was considered an aberration, and Horine remained firm favourite to win in Stockholm.

When the bar was raised to 1.91, Horine was accompanied by Liesche, the German Champion who had a best of 1.85 indoors in 1911, and Richards, who had a best of 1.855. He had been selected by winning the Central US Trials though many felt he should have been left off the team. Liesche cleared first time, while Richards climbed over on his third attempt, leaving Horine with the bronze. At 1.93, the big (1.88/93kg) Richards cleared first time with 5cm to spare, but Liesche was delayed on his last jump by the start of a race and the stadium band. After nine minutes he was told to hurry up and naturally enough failed to clear.

**Antwerp, 17 Aug 1920**

1,	Richmond Landon	USA	1.935OR
2,	Harold Muller	USA	1.90
3,	Bo Ekelund	SWE	1.90
4,	Walter Whalen	USA	1.85
5,	John Murphy	USA	1.85
6,	Howard Baker	GBR	1.85
=7,	Einar Thulin	SWE	1.80
	Pierre Lewden	FRA	1.80

(Competitors: 22; Countries: 9; Finalists: 12)

Series	1.80	1.85	1.90	1.936
Landon	o	xo	xo	xo
Muller	o	xo	o	xxx
Ekelund	o	o	xo	xxx
Whalen	o	o	xxx	
Murphy	o	o	xxx	
Baker	o	o	xxx	
Thulin	o	xxx		
Lewden	xxo	xxx		

None of the 10 best of all-time was present for the Antwerp final, and only Murphy – winner of the US Trials with 1.936 – and Ekelund with 1.93 in 1919 had jumped as high as 1.93. While this seemed an indication that the standard was not high, constant rain had forced the organisers to move the high jump site and use a soggy turf run-up.

The decisive stages saw three men clear at 1.90 – Ekelund, IC4A Champion, Landon and American football player Muller, a powerful though not enormous (1.86/86kg) jumper. Muller had cleared 1.90 first time, but only Landon, using the still prevalent Eastern cut-off style, could clear 1.935. The French jumper Lewden later noted with horror in his autobiography that as Ekelund began his run-up on one of his

attempts at 1.935, an American official moved Landon's marker – next to that of the Swede, an act which must have affected Ekelund's concentration. There was a tie for second and fourth places, decided by jump-offs. Muller cleared 1.88 against 1.85 for Ekelund – while Whalen and Murphy both cleared 1.89 before Murphy failed at a lower height. Baker, who was an international in soccer and water polo, had declined to take part in the fourth place jump-off.

**Paris, 7 Jul 1924**

1,	Harold Osborn	USA	1.98OR
2,	Leroy Brown	USA	1.95
3,	Pierre Lewden	FRA	1.92
4,	Thomas Poor	USA	1.88
5,	Jenő Gáspár	HUN	1.88
6,	Helge Jansson	SWE	1.85
7,	Pierre Guilloux	FRA	1.85
=8,	Sverre Helgesen	NOR	1.83
	Lawrence Roberts	RSA	1.83

(Competitors: 26; Countries: 16)

Series	1.88	1.92	1.95	1.98	2.02
Osborn	o	o	o	o	xxx

Osborn and Brown dominated the world scene in 1924, producing 15 of the 16 best marks for that year. Osborn cleared every height first time, and had company from Brown until the winning height. Lewden, a small man (1.69) with great spring thrilled the crowd by winning a medal, and jumped within 1cm of his national record for third place.

Osborn attempted a world record of 2.02, and on his second jump cleared the bar, but dislodged it with his hand. This was ironic as on occasion he would hit the crossbar, and with great dexterity, set it back on the uprights with his hand, a practice which was soon outlawed. Places fourth to seventh were determined by jump-offs.

**Amsterdam, 29 Jul 1928**

1,	Bob King	USA	1.94
2,	Benjamin Hedges	USA	1.91
3,	Claude Ménard	FRA	1.91
4,	Simeon Toribio	PHI	1.91
5,	Harold Osborn	USA	1.91
6,	Kazuo Kimura	JPN	1.88
=7,	André Cherrier	FRA	1.88
	Pierre Lewden	FRA	1.88
	Charles McGinnis	USA	1.88
	Mikio Oda	JPN	1.88

(Competitors: 35; Countries: 17; Finalists: 18)

The final, held on a spongy take-off area, had 18 men and lasted five hours. Five men made 1.91 including reigning champion Osborn, though the '24 bronze medallist Lewden had to be content with 1.88. All the principals remaining were "western rollers", with the exception of the springy Toribio, who used the old "eastern cut-off". Only King was able to clear 1.94, and he then had three failures at 2.00, just 3 millimetres beyond his best. King went through 1928 undefeated, and had six of the top eight jumps of the season. Places two to five were decided in a jump-off with the bar raised and lowered five times.

**Los Angeles, 31 Jul 1932**

1,	Duncan McNaughton	CAN	1.97
2,	Bob Van Osdel	USA	1.97
3,	Simeon Toribio	PHI	1.97
4,	Cornelius Johnson	USA	1.97
5,	Ilmari Reinikka	FIN	1.94
6,	Kazuo Kimura	JPN	1.94

=7,	Misao Ono	JPN	1.90
	Jerzy Pławczyk	POL	1.90

(Competitors: 14; Countries: 10)

Series				Jump-off			
	1.90	1.94	1.97	2.007	1.99	1.97	
McNaughton	xo	o	xxo	xxx	x	x	o
Van Osdel	xo	xo	o	xxx	x	x	xo
Toribio	o	xxo	xxo	xxx	x	x	xxo
Johnson	o	xo	xo	xxx	x	x	xxx
Reinikka	xo	xo	xxx				

George Spitz was the favourite after clearing higher than than 2m on five occasions in 1932, all of them indoors. In the US Championships, he tied with 18 year-old schoolboy Cornelius Johnson, and Bob Van Osdel, but then injured his ankle. He missed at 1.90 and placed equal ninth, leaving Toribio as the principal "eastern cut-off" jumper left in the field. As the bar rose to 2.007 just four men were left – Van Osdel, Johnson, Toribio and the unheralded Duncan McNaughton, a teammate of Van Osdel at the University of Southern California.

McNaughton had lobbied the Canadian Olympic Association to allow him to compete, and only overcame their refusals by nagging them further when the Canadian team arrived in Los Angeles. None of the jumpers could clear 2.007 and Van Osdel would have won from Johnson and McNaughton on today's rules. However under 1932 rules a jump-off was required. McNaughton was the first to clear 1.97, after receiving advice from Van Osdel, and so won the gold, with Van Osdel and Toribio taking the lesser medals.

### Berlin, 2 Aug 1936

1, (17)	Cornelius Johnson	USA	2.03OR
2, (1)	Dave Albritton	USA	2.00
3, (22)	Delos Thurber	USA	2.00
4, (15)	Kalevi Kotkas	FIN	2.00
5, (5)	Kimio Yada	JPN	1.97
=6,(11)	Yoshiro Asakuma	JPN	1.94
(21)	Lauri Kalima	FIN	1.94
(20)	Hiroshi Tanaka	JPN	1.94
(19)	Gustav Weinkötz	GER	1.94

(Competitors: 40; Countries: 24; Finalists: 22)

Series	1.80	1.85	1.90	1.94	1.97	2.00	2.03	2.08
Johnson	o	o	o	o	o	o	o	xxx
Albritton	xo	o	o	o	xo	xxo	xxx	
(1.97 in jumpoff)								
Thurber	-	o	o	o	o	xo	xxx	
(1.95 in jumpoff)								
Kotkas	o	-	o	xxo	o	xxo	xxx	
(no height in jumpoff)								
Yada	o	o	o	o	o	xxx		
Asakuma	o	o	o	xo	xxx			
Kalima	o	o	o	xo	xxx			
Tanaka	o	o	o	o	xxx			
Weinkötz	o	xxo	o	xxo	xxx			

Johnson won outright or shared each US title between 1932 and 1936, and then tied Dave Albritton in the US Trials with a world record of 2.076. In Berlin, Johnson kept his tracksuit trousers on until the bar reached 2.00, at which time only four other jumpers remained. With Yada failing at 2.00, there were now two western rollers – Johnson and Thurber – one scissors jumper, the big (1.94/100kg) discus throwing Kotkas, and Albritton, whose style was that of a "roller" until his lead leg reached the bar, when he rotated laying out along the bar in a straddle. This was a style initiated by Jim Stewart, fourth in the 1928 decathlon.

At 2.00 Johnson and Thurber, both of whom had been faultless to that point, cleared first and second time respectively, while Albritton and Kotkas cleared at their final attempts. Only Johnson made 2.03, and Albritton then won a jump-off for second place from Thurber, while Johnson failed at a world record height of 2.08. Johnson, who had spent a lifetime being snubbed by caucasians in his home country, then had insult added to injury when Adolf Hitler left the stadium rather

than congratulate a black man, after greeting the previous winners that day. Hitler was requested by Olympic officials to greet all or none of the winners in future – he chose none.

### London, 30 Jul 1948

1, (1)	John Winter	AUS	1.98
2, (11)	Bjørn Paulson	NOR	1.95
3, (13)	George Stanich	USA	1.95
4, (4)	Dwight Eddleman	USA	1.95
5, (6)	Georges Damitio	FRA	1.95
6, (5)	Arthur Jackes	CAN	1.90
=7,(12)	Alan Paterson	GBR	1.90
(15)	Hans Wähli	SUI	1.90

(Competitors: 27; Countries: 16; Finalists: 20)

Series	1.87	1.90	1.95	1.98
Winter	o	o	xo	o
Paulson	o	o	o	xxx
Stanich	o	o	xxo	xxx
Eddleman	o	xo	xxo	xxx
Damitio	o	xxo	xxo	xxx
Jackes	o	o	xxx	
Paterson	xo	o	xxx	
Wähli	xo	o	xxx	

The world list was dominated by American jumpers, headed by the evergreen Dave Albritton, US Trials winner Vern McGrew, and runner-up Stanich, all at 2.038. All told, 14 of the top 15 in 1948 were US jumpers, the sole interloper being John Winter, who jumped 2.01 in February, and 2.03 in an exhibition just before leaving for Europe. The qualifying height was too low at 1.87, and so there were 20 finalists.

The take-off area was soft for the western rollers, but Winter – a scissors jumper – took off at a different point, which according to US coach Dean Cromwell, was firmer. The first surprise came when McGrew had difficulty with 1.87 and then failed at 1.90. Alan Paterson, the best non-American of 1947, failed at 1.95, and when the bar was raised to 1.98 only five men were left, with Paulson, who had equalled his lifetime best, leading with a first time clearance of 1.95. Winter, one of the two scissors jumpers (Damitio was the other) cleared 1.98 first time, injuring his back in doing so. Fortunately for him, no-one else could get over that height. Winter remains the last man to win a global title using the eastern cut-off style.

### Helsinki, 20 Jul 1952

1, (28)	Walt Davis	USA	2.04OR
2, (10)	Ken Wiesner	USA	2.01
3, (6)	José Telles da Conceição	BRA	1.98
4, (7)	Gösta Svensson	SWE	1.98
5, (5)	Ron Pavitt	GBR	1.95
6, (4)	Ion Söter	ROU	1.95
7, (11)	Arnold Betton	USA	1.95
8, (23)	Bjørn Gundersen	NOR	1.90

(Competitors: 38; Countries: 25; Finalists: 28)

Series	1.90	1.95	1.98	2.01	2.04	2.07
Davis	o	o	o	o	xo	xxx
Wiesner	o	o	o	o	xxx	
da Conceição	o	o	o	xxx		
Svensson	o	-	xxo	xxx		
Pavitt	o	o	xxx			
Söter	o	xo	xxx			
Betton	o	xo	xxx			
Gundersen	o	xxx				

Davis had suffered from polio as a child, but recovered to become the world's dominant high jumper in 1952-53 before becoming a professional basketball player. In 1952 he used his western roll to win 18 of his 21 competitions, and by the time the bar was raised to 2.01 only three others remained – Svensson, da Conceição and Wiesner. Da Conceição had equalled his best with a 1.98 clearance, but failed at

2.01. He would be an Olympic finalist again ... in the 1956 200m. Svensson also missed, leaving the smooth-straddling Wiesner and Davis to battle for the gold. Up to that point both men had been faultless, but 2.04 decided the competition, with the tall (2.04) Davis getting over on his second attempt. The competition had taken more than four hours, because the meagre 1.87 qualifying mark meant that only ten of the 38 entrants were eliminated.

### Melbourne, 23 Nov 1956

1, (3)	Charles Dumas	USA	2.12OR
2, (4)	"Chilla" Porter	AUS	2.10
3, (6)	Igor Kashkarov	RUS	2.08
4, (21)	Stig Pettersson	SWE	2.06
5, (15)	Ken Money	CAN	2.03
6, (11)	Vladimir Sitkin	BLR	2.00
=7, (9)	Phil Reavis	USA	2.00
(7)	Colin Ridgeway	AUS	2.00

(Competitors: 28; Countries: 19; Finalists: 22)

Series	1.96	2.00	2.03	2.06	2.08	2.10	2.12
Dumas	o	o	xo	o	o	xo	xxo
Porter	o	o	o	o	xo	xxo	xxx
Kashkarov	o	o	o	o	o	xxx	
Pettersson	o	o	o	xxo	xxx		
Money	o	o	xo	xxx			
Sitkin	o	o	xxx				
Reavis	o	o	xxx				
Ridgeway	o	o	xxx				

Seven feet (2.134) had seemed a particularly elusive barrier, with athletes reportedly clearing that height in practice on numerous occasions but never in competition. That was until Dumas went over 2.15 in the US Trials, establishing himself as clear favourite for Melbourne. The top European was Bengt Nilsson, European Champion and a fine dive straddle type jumper. However, Nilsson injured himself just before leaving for Australia, and failed at the qualifying height of 1.92.

Ten men got over 2.00, but only five at 2.03 as Phil Reavis and Vern Wilson – both 2.07 men from the USA – were the biggest names to miss. Ken Money, who set a personal best in fifth, was next to go. Dumas, Kashkarov and the startling Porter all made 2.06 first time, with Stig Pettersson over on his last attempt. The bar now moved up in gradations of 2cm, with the powerful (1.84/90kg) Kashkarov, and Dumas clearing at the first attempt and Porter over on his next try. Kashkarov missed at 2.10, but Porter made it, to the delight of the home crowd. With one attempt left at 2.12 Dumas then took his short run, starting languidly then accelerating sharply and poured himself over the bar grazing it slightly. Porter missed and then congratulated Dumas.

Dumas, as languid away from the high jump as he was in his run-up, apparently had just one jumping session between the US Trials and Melbourne, limiting his training to a series of stretching exercises!

### Rome, 1 Sep 1960

1, (15)	Robert Shavlakadze	GEO	URS	2.16OR
2, (2)	Valeriy Brumel	RUS	URS	2.16
3, (17)	John Thomas	USA	USA	2.14
4, (5)	Viktor Bolshov	BLR	URS	2.14
5, (1)	Stig Pettersson	SWE	SWE	2.09
6, (13)	Charles Dumas	USA	USA	2.03
=7, (4)	Jiří Lanský	CZE	TCH	2.03
(11)	Kjell-Åke Nilsson	SWE	SWE	2.03
(12)	Theo Püll	GER/FRG	GER/FRG	2.03

(Competitors: 32; Countries: 24; Finalists: 17)

Series	2.00	2.03	2.06	2.09	2.12	2.14	2.16	2.18
Shavlakadze	xo	o	o	o	o	o	o	xxx
Brumel	-	o	o	xo	xxo	xo	xo	xxx
Thomas	o	-	o	o	-	xo	xxx	
Bolshov	o	o	o	o	o	xo	xxx	
Pettersson	o	-	xxo	xxo	xxx			

Series	2.00	2.03	2.06	2.09
Dumas	o	o	-	xxx
Lanský	o	o	xxx	
Nilsson	o	o	xxx	
Püll	o	o	xxx	

Before 1960 there had been four clearances of seven feet or better (including indoor competitions). In Olympic year John Thomas had 20 marks at that level, including five world records, culminating in his clearance of 2.23 in the US Trials. The USSR had a good squad of jumpers with 18 year-old Brumel (2.17), Bolshov (2.15) and Shavlakadze (2.11). Reigning champion Dumas and steady Swede Petersson were thought to be those likely to get closest to Thomas.

When the bar was raised to 2.09, these were the six jumpers remaining. Thomas, Bolshov and Shavlakadze cleared first time, while Dumas, suffering with a back problem and an even more painful knee injury, failed. Pettersson got over on his last attempt but failed at 2.12, a height which almost defeated Brumel who succeeded on his final attempt. Thomas passed at 2.12, which the other two Soviets again cleared first time. At 2.14 Shavlakadze, the third man to jump, cleared – a lifetime best for the Georgian. Thomas had to clear to stay ahead. He failed, but got over next time, after Bolshov and Brumel had cleared. Shavlakadze then made 2.16 first time, and Brumel cleared on his second attempt. Bolshov failed and Thomas, now far from the confident athlete he had been at lower heights, also failed, thereby winning bronze.

### Tokyo, 21 Oct 1964

1, (6)	Valeriy Brumel	RUS	URS	2.18OR
2, (18)	John Thomas	USA	USA	2.18
3, (5)	John Rambo	USA	USA	2.16
4, (3)	Stig Pettersson	SWE	SWE	2.14
5, (4)	Robert Shavlakadze	GEO	URS	2.14
=6,(12)	Ralf Drecoll	GER/FRG	GER/FRG	2.09
(1)	Kjell-Åke Nilsson	SWE	SWE	2.09
8, (2)	Ed Caruthers	USA	USA	2.09

(Competitors: 28; Countries: 20; Finalists: 20)

Series	2.03	2.06	2.09	2.12	2.14	2.16	2.18	2.20
Brumel	o	o	o	o	xxo	o	o	xxx
Thomas	o	o	o	xo	xxo	xo	o	xxx
Rambo	o	o	o	xo	o	xxo	xxx	
Pettersson	-	o	o	xo	xo	xxx		
Shavlakadze	o	o	o	o	xxo	xxx		
Drecoll	o	o	o	xxx				
Nilsson	o	o	o	xxx				
Caruthers	o	xo	o	xxx				

In nine meetings between 1960 and 1964, Brumel had beaten Thomas 8-1, and was hot favourite to win in Tokyo. The level of improvement was evident as 20 men cleared 2.06 to qualify. Ten men jumped 2.09 in the final, and the first shocks came at the next height of 2.12, when Edward Czernik (POL), with a best of 2.20, and Ed Carruthers – the US Champion – both failed. Only Brumel cleared this height at the first attempt, with Rome veterans Pettersson, Shavlakadze and Thomas, plus John Rambo, making 2.12 on their second tries.

All five cleared 2.14 with Rambo moving into the lead with a first-time clearance, as the three Rome medallists cleared only on their final jumps. The medals were settled at 2.16 as Brumel regained the lead, this time from Thomas and Rambo, with Shavlakadze having a very close miss at 2.16. The old rivals – Brumel and Thomas – cleared 2.18 first time in the drizzle which had fallen throughout the competition, leaving Rambo with the bronze at 2.16. Neither man could clear 2.20, with Brumel winning on countback. Thomas's last miss came after nearly five hours of competition.

### Mexico City, 20 Oct 1968

1, (5)	Dick Fosbury	USA	USA	2.24OR
2, (13)	Ed Caruthers	USA	USA	2.22

3, (12)	Valentin Gavrilov	RUS	URS	2.20
4, (11)	Valeriy Skvortsov	RUS	URS	2.16
5, (3)	Reynaldo Brown	USA	USA	2.14
6, (1)	Giacomo Crosa	ITA	ITA	2.14
7, (7)	Günther Spielvogel	FRG	FRG	2.14
8, (6)	Lawrie Peckham	AUS	AUS	2.12

(Competitors: 39; Countries: 25; Finalists: 13)

Series	2.09	2.12	2.14	2.16	2.18	2.20	2.22	2.24
Fosbury	o	-	o	-	o	o	o	xxo
Carruthers	o	-	xxo	-	xxo	o	xo	xxx
Gavrilov	o	o	o	o	-	o	xxx	
Skvortsov	o	xxo	o	xxo	xxx			
Brown	o	-	o	-	xxx			
Crosa	o	o	o	xxx				
Spielvogel	o	xxo	xo	xxx				
Peckham	o	xo	xxx					

Rather like George Horine with the western roll, Dick Fosbury developed his high jumping style out of necessity, because the shape of his garden inhibited the straddle. By 1967, he had jumped 2.10, but his back-first take-off was still considered a curiosity. After he won the 1968 NCAA Championships, then cleared 2.21 to make the US team behind Carruthers and the 17 year-old Brown, he became a medal threat, bracketed with his US teammates and Russians Gavrilov and Skvortsov.

Thirteen men cleared 2.12 to make the final, with six actually reaching the qualifying level of 2.14. In the final, seven made that height, with Peckham and Chad's Ahmed Senoussi unable to repeat their earlier 2.14s. Only Gavrilov and Skvortsov made 2.16, but the three Americans passed that height. Brown just missed 2.18, while the other two Americans cleared. Skvortsov also failed. Gavrilov passed 2.18 then cleared 2.20 first time to join Fosbury in the lead. Carruthers also cleared easily. At 2.22, Fosbury again cleared first time, and took sole lead when Gavrilov had his first failure of the competition. He then lost second place to Carruthers who cleared the second time. Fosbury, whose style had amazed the crowd, did so again when clearing 2.24 on his final attempt. He then had three average cracks at a world record of 2.29.

### Munich, 10 Sep 1972

1, (2)	Jüri Tarmak	EST	URS	2.23
2, (15)	Stefan Junge	GDR	GDR	2.21
3, (9)	Dwight Stones	USA	USA	2.21
4, (10)	Hermann Magerl	FRG	FRG	2.18
5, (11)	Ádám Szepesi	HUN	HUN	2.18
=6, (17)	John Beers	CAN	CAN	2.15
(14)	István Major	HUN	HUN	2.15
8, (13)	Rustam Akhmetov	UKR	URS	2.15

(Competitors: 40; Countries: 26; Finalists: 19)

Series	2.05	2.10	2.15	2.18	2.21	2.23	2.26
Tarmak	-	o	o	o	xo	xo	xxx
Junge	xo	o	o	o	xo	xxx	
Stones	-	o	o	o	xxo	xxx	
Magerl	o	o	xo	o	xxx		
Szepesi	o	o	o	xxo	xxx		
Beers	o	o	o	xxx			
Major	o	o	o	xxx			
Akhmetov	o	o	o	xxx			

Nineteen of those eligible to compete had cleared at 2.21 or better prior to the Games, headed by Tarmak at 2.25. A record 14 men cleared 2.15, but nine of those missed at 2.18, the most notable failures being Kęstutis Šapka (URS/LTU) and Hungary's stiff-backed István Major – both “flopers”. All four successes had been first-time jumps, but no one got over 2.21 first time.

Tarmak was first to clear with his left leg lead straddle, while Junge also cleared second time from the other side of the run-up apron. The 18 year-old Stones then cleared, leaving the bar quivering. Tarmak was the only man to get over 2.23.

### Montreal, 31 Jul 1976

1, (3)	Jacek Wszola	POL	POL	2.25 <sup>OR</sup>
2, (13)	Greg Joy	CAN	CAN	2.23
3, (1)	Dwight Stones	USA	USA	2.21
4, (5)	Sergey Budalov	RUS	URS	2.21
5, (9)	Sergey Senyukov	RUS	URS	2.18
6, (4)	Rodolfo Bergamo	ITA	ITA	2.18
7, (11)	Rolf Beilschmidt	GDR	GDR	2.18
8, (8)	Jesper Tørring	DEN	DEN	2.18

(Competitors: 37; Countries: 23; Finalists: 14)

Series	2.05	2.10	2.14	2.18	2.21	2.23	2.25
Wszola	o	-	o	o	o	o	xo
Joy	o	o	xo	xxo	o	xxo	
Stones	-	o	o	o	o	xxx	
Budalov	o	o	o	o	xo	x	xx
Senyukov	-	o	o	o	xxx		
Bergamo	o	o	xo	o	xxx		
Beilschmidt	o	o	o	xo	xxx		
Tørring	-	o	xo	xo	xxx		

Stones had broken his own world record with 2.31 a month before the Games, and was hot favourite. He was also the most unpopular athlete in Montreal, as far as the local crowd was concerned. The Californian had been misquoted as saying that all French Canadians were rude (he was referring to the organising committee of the Games). Whenever he appeared he was booed. But the garrulous Stones had a bigger problem – the Montreal rain, which affected his run-up. The wet conditions hurt all the jumpers, with only four of the 10 who had cleared 2.18 able to make it over 2.21. At that point the boyish-looking Wszola led because he passed all heights up to 2.14, with Stones second.

The locals had jeered at the sight of Stones sweeping away water from the take-off area, but cheered for local man Greg Joy, who cleared 2.21 first time to move ahead of Budalov, the only straddler in the top group. The Russian failed to clear another height, leaving three floppers as the medal winners for the first time. Wszola cleared 2.23 first time, which would have been enough for victory after Joy cleared third time and Stones failed. However, the 19 year-old then made 2.25 and had one attempt at 2.29 before calling it a day. The following week, in dry conditions, Stones broke his world record again, jumping 2.32.

### Moscow, 1 Aug 1980

1, (3)	Gerd Wessig	GDR	GDR	2.36 <sup>WR</sup>
2, (4)	Jacek Wszola	POL	POL	2.31
3, (2)	Jörg Freimuth	GDR	GDR	2.31
4, (8)	Henry Lauterbach	GDR	GDR	2.29
5, (9)	Roland Dalhäuser	SUI	SUI	2.24
6, (11)	Vaso Komnenić	SRB	YUG	2.24
7, (7)	Adrian Proteasa	ROU	ROU	2.21
8, (1)	Aleksandr Grigoryev	BLR	URS	2.21

(Competitors: 30; Countries: 19; Finalists: 12)

Series	2.21	2.24	2.27	2.29	2.31	2.33	2.36
Wessig	o	o	o	xo	o	xo	xo
Wszola	xo	xo	o	o	xo	xxx	
Freimuth	o	o	xxo	o	xo	xxx	
Lauterbach	xxo	xo	o	o	xxx		
Dalhäuser	o	xo	xxx				
Komnenić	o	xxo	xxx				
Proteasa	o	xxx					
Grigoryev	o	xxx					

The world record had moved up to 2.35, with Wszola and the FRG's Dietmar Mögenburg – absent because of the boycott – the co-record holders. Wszola was favourite, especially as the best Soviet jumper, Vladimir Yashchenko, the previous world record holder and a straddler, was injured in 1980. Six men made 2.24, the shock being that none of the Soviets managed to do so. Just four men made the Olympic record height of 2.27, the three GDR jumpers and Wszola.

At 2.29 only Wessig failed first time, but made it on his second attempt, and then was the only man to clear 2.31 first time, 8cm above

on his best prior to 1980 and a personal best. Wszola and Freimuth made it second time, but Lauterbach, a fast running straddler, missed. Wessig cleared 2.33 cleanly to earn the gold. After Freimuth had failed to improve his personal best for a second time, and Wszola had finally bowed out after two close attempts at 2.33, the baker from Schwerin put the icing on the cake with a second time clearance at 2.36. He grazed the bar lightly with his shorts and bounced gently off the landing area on to the ground head first. It was the first high jump world record in Olympic history.

### Los Angeles, 11 Aug 1984

1, (11) Dietmar Mögenburg	FRG	2.35
2, (4) Patrik Sjöberg	SWE	2.33
3, (8) Zhu Jianhua	CHN	2.31
4, (3) Dwight Stones	USA	2.31
5, (9) Doug Nordquist	USA	2.29
6, (7) Milt Ottey	CAN	2.29
7, (1) Liu Yunpeng	CHN	2.29
8, (6) Cai Shu	CHN	2.27

(Competitors: 30; Countries: 20; Finalists: 12)

Series	2.21	2.24	2.27	2.29	2.31	2.33	2.35	2.40
Mögenburg	o	-	o	-	o	o	o	xxx
Sjöberg	o	-	xo	o	xo	xo	xxx	
Zhu	o	-	o	-	o	x	xx	
Stones	-	o	-	x	o	xxx		
Nordquist	-	o	o	o	xxx			
Ottey	o	xo	xo	o	xxx			
Liu	o	o	xxo	xo	xxx			
Cai	xo	o	xo	x	xx			

Dietmar Mögenburg had been the world's best in 1979, when aged 17. He then became the world record holder at 18 and the European Champion in 1982. Yet the emergence of Zhu had overshadowed the tall (2.01) German, thanks to a series of world records culminating in 2.39 in Germany the month before Los Angeles. None of the medal prospects missed at a height until 2.27, though the FRG's Carlo Thränhardt had to retire after attempting to compete on a sprained ankle.

Eighteen year-old Sjöberg and Commonwealth champion Milt Ottey failed once at 2.27. At 2.29 four cleared, and the three who elected to try 2.31 all cleared the higher height, leaving Nordquist, Ottey and straddler Liu in places five to seven. Sjöberg, in fourth place, moved to second by clearing 2.33 on his second jump after Mögenburg had made it first time. Both the veteran Stones and Zhu missed at 2.33, with bronze going to Zhu because Stones had one failure in his series to 2.31. The Chinese jumper's concentration was disrupted when waiting for his second attempt, when Steve Ovett collapsed on the edge of the high jump apron. Mögenburg cleared 2.35 first time, his seventh jump of the day without any failures. He then had three reasonable jumps at a world record of 2.40.

### Seoul, 25 Sep 1988

1, (10) Gennadiy Avdyeyenko	UKR	URS	2.38OR
2, (11) Hollis Conway	USA	USA	2.36
=3, (2) Rudolf Povarnitsyn	UKR	URS	2.36
(16) Patrik Sjöberg	SWE	SWE	2.36
5, (13) "Nick" Saunders	BER	BER	2.34
6, (15) Dietmar Mögenburg	FRG	FRG	2.34
=7, (9) Dalton Grant	GBR	GBR	2.31
(7) Igor Paklin	KGZ	URS	2.31
(3) Carlo Thränhardt	FRG	FRG	2.31

(Competitors: 27; Countries: 18; Finalists: 16)

Series	2.20	2.25	2.28	2.31	2.34	2.36	2.38
Avdyeyenko	o	o	-	o	o	o	xo
Conway	xo	xo	o	o	xo	o	xxx
Povarnitsyn	o	o	o	o	o	xo	xxx

Series	2.20	2.25	2.28	2.31	2.34	2.36	2.38
Sjöberg	-	o	-	o	-	xo	xxx
Saunders	o	xo	-	x	o	x	xx
Mögenburg	-	o	-	xo	xo	x	xx
Grant	-	o	-	o	xxx		
Paklin	o	o	-	o	x	xx	
Thränhardt	-	o	-	o	xx	x	

Javier Sotomayor, the world's best, missed the Seoul Games through yet another (smaller) boycott, leaving the '87 World Championship medallists – Sjöberg, Paklin and Avdyeyenko – as the most plausible gold medal candidates. The finest competition yet saw 12 men clear 2.31, with six of those making 2.34, the most prominent failure at 2.34 being Paklin.

Defending champion Mögenburg cleared 2.34, but looked near his limit for the day, and failed at his next heights, losing fifth place on countback to Nick Saunders of Bermuda. Avdyeyenko, 1983 World Champion, was perfect to 2.38, and led from the surprising Conway, who made 2.36 first time, as compared to second-time clearances for former world record holders Sjöberg and Povarnitsyn. The top six all had at least two attempts at 2.38, with Avdyeyenko grazing the bar on his clearance having missed on his first attempt at the winning height. Avdyeyenko then had one attempt at 2.40 and two more at 2.44.

### Barcelona, 2 Aug 1992

1, (14) Javier Sotomayor	CUB	2.34	
2, (6) Patrik Sjöberg	SWE	2.34	
=3, (4) Tim Forsyth	AUS	2.34	
(8) Artur Partyka	POL	2.34	
(10) Hollis Conway	USA	2.34	
6, (11) Ralf Sonn	GER	2.31	
7, (1) Troy Kemp	BAH	2.31	
=8, (5) Dragutin Topić	YUG/SRB	IOP	2.28
(12) Marino Drake	CUB	2.28	
(13) Charles Austin	USA	2.28	

(Competitors: 43; Countries: 27; Finalists: 14)

Series	2.20	2.24	2.28	2.31	2.34	2.37	2.39
Sotomayor	-	xo	-	o	o	xx	x
Sjöberg	-	o	-	o	xo	xxx	
Forsyth	o	o	-	xo	xo	xxx	
Partyka	-	xo	-	o	xo	xxx	
Conway	o	-	xo	-	xo	xxx	
Sonn	o	o	o	o	xx	x	
Kemp	o	-	xo	o	xxx		
Topić	o	-	o	xx	x		
Drake	o	-	o	xxx			
Austin	o	-	o	-	x	xx	

Sotomayor, the best jumper of his generation, finally competed in the Olympics. Despite being only 24 he had missed two Olympic opportunities through boycotts. He made the most of his 1992 Olympic season, winning 14 of his 17 meetings prior to Barcelona. With 13 others he made 2.26 to qualify for the final, but those who missed represented a who's who of world high jumping: Dalton Grant (GBR), Dietmar Mögenburg (FRG), Steinar Hoen (NOR), and Igor Paklin (EUN).

Steve Smith (GBR) and Marino Drake (CUB) were the only jumpers to clear 2.30 in the qualifying, but neither could do so in the final, with Smith making only 2.24 for 12th place, while Drake tied with World Champion Charles Austin for eighth at 2.28. Seven cleared 2.31, but 2.34 proved to be the final clearance height for the remaining five jumpers. The quick but uneven surface was felt to be responsible for such a relatively low level. Sotomayor was the only man to clear 2.34 first time, while the other four made the height second time, with runner-up Sjöberg becoming the only man to win three consecutive medals in the event. The other three tied for third place.

### Atlanta, 28 Jul 1996

1, (9) Charles Austin	USA	2.39OR
2, (1) Artur Partyka	POL	2.37

3, (13) Steve Smith	GBR	2.35
4, (4) Dragutin Topić	SRB	2.32
5, (3) Steinar Hoen	NOR	2.32
6, (7) Lambros Papakostas	GRE	2.32
7, (2) Tim Forsyth	AUS	2.32
8, (10) Lee Jin-taek	KOR	2.29

(Competitors: 37; Countries: 27; Finalists: 14)

Series	2.25	2.29	2.32	2.35	2.37	2.39	2.41	2.46
Austin	o	-	o	o	xx	o	-	xxx
Partyka	-	o	-	o	xo	x	xx	
Smith	xo	-	o	xo	xx	x		
Topić	o	o	o	xx	x			
Hoen	o	xo	o	xx	x			
Papakostas	o	o	xo	xx	x			
Forsyth	o	o	xxo	xx	x			
Lee	o	o	xxx					

A damaged ankle effectively ruined the chances of defending champion Sotomayor, and he finished =11th in the final, clearing only 2.25. Seven jumpers had cleared 2.26 in the qualifying without making the final, as 14 others went over 2.28. Ten of those made 2.29 in the final, with only three eliminated at 2.32.

The next height of 2.35 proved to be the litmus test of quality, as 1991 World Champion Charles Austin and Poland's competitive Artur Partyka were the only ones to clear first time. Just Steve Smith of the remaining five cleared 2.35. Partyka then cleared 2.37 on his second jump with an effort that looked a good 5cm above the bar. When Austin failed for a second time it seemed certain that the Pole would win. Both Smith and Austin passed to 2.39 for their final attempts, and Austin sailed over without touching the bar to win the gold. Partyka won his second Olympic medal of the 1990s. At seven Olympic, World and European Championships between 1992 and 1998, he never failed to win a medal.

### Sydney, 24 Sep 2000

1, (13) Sergey Klyugin	RUS	2.35
2, (10) Javier Sotomayor	CUB	2.32
3, (11) Abderahmane Hammad	ALG	2.32
4, (7) Stefan Holm	SWE	2.32
5, (3) Konstantin Matusevich	ISR	2.32
=6, (6) Staffan Strand	SWE	2.32
(8) Mark Boswell	CAN	2.32
8, (5) Wolfgang Kreissig	GER	2.29

(Competitors: 35; Countries: 25; Finalists: 13)

Series	2.20	2.25	2.29	2.32	2.35
Klyugin	o	-	o	xo	o
Sotomayor	-	o	-	o	xxx
Hammad	o	o	xo	o	xxx
Holm	o	o	xxo	o	xxx
Matusevich	o	o	o	xxo	xxx
Strand	-	xo	o	xxo	xxx
Boswell	xo	o	-	xxo	xxx
Kreissig	o	o	o	xxx	

Vyacheslav Voronin, who had cleared 2.40 in Aug 2000, was favourite with previous champions Austin and Sotomayor well regarded as medal possibilities. Atlanta champion Austin only cleared 2.20 in the qualifying round, 7cm short of the required height.

In the final 10 jumpers remained as the bar was moved up to 2.32. Voronin was the last to clear this height and placed 10th. As Klyugin was readying for his first attempt at 2.35 the heavens opened, and Klyugin was the only jumper to manage this height in the wet and windy conditions.

### Athens, 22 Aug 2004

1, (3) Stefan Holm	SWE	2.36
2, (2) Matt Hemingway	USA	2.34
3, (9) Jaroslav Bába	CZE	2.34
4, (7) Jamie Nieto	USA	2.34

5, (12) Andriy Sokolovskiy	UKR	2.32
6, (4) Yaroslav Rybakov	RUS	2.32
7, (8) Mark Boswell	CAN	2.29
8, (5) Svatoslav Ton	CZE	2.29

(Competitors: 38; Countries: 27; Finalists: 12)

Series	2.20	2.25	2.29	2.32	2.34	2.36
Holm	o	o	o	xo	xxo	o
Hemingway	o	o	-	o	o	xxx
Bába	o	o	o	xx	o	xxx
Nieto	o	xo	-	o	xo	xxx
Sokolovskiy	o	o	o	o	xxx	
Rybakov	o	xo	o	xo	xxx	
Boswell	o	-	o	xxx		
Ton	o	xo	xo	xx	x	

The qualifying round neatly saw 12 men clear the required height of 2.28, with the most notable non-qualifier being World Champion Jacques Freitag (RSA), severely inhibited by an ankle injury. All the finalists made at least 2.25, and only two failed to clear a further height. The 1999 World Champion Vyacheslav Voronin and 1990 European Champion Dragutin Topić cleared 2.29, but missed 2.32. Leading after that height was Hemingway, ahead of Sokolovskiy and Nieto. The tall (2.01) Hemingway continued his fine jumping with a first-time clearance at 2.34 and only Bába could emulate him. Nieto solidified his hold on bronze with a successful second jump at 2.34. The three-time world indoor champion Holm was in fifth place after two failures, and then launched himself over 2.34. A fiery competitor, and the shortest man in the field (at 1.81), Holm then cleared 2.36 on his first try, and the gold medal was his. Of the three other jumpers only Nieto, with his last jump, came really close to clearing 2.36.

### Beijing, 19 Aug 2008

1, (11) Andrey Silnov	RUS	2.36
2, (2) Germaine Mason	GBR	2.34
3, (8) Yaroslav Rybakov	RUS	2.34
4, (3) Stefan Holm	SWE	2.32
5, (1) Raul Spank	GER	2.32
6, (6) Jaroslav Bába	CZE	2.29
7, (4) Tomás Jankú	CZE	2.29
8, (9) Tom Parsons	GBR	2.25

(Competitors: 40; Countries: 28; Finalists: 12)

Series	2.20	2.25	2.29	2.32	2.34	2.36
Silnov	o	o	o	o	o	o
Mason	o	o	x	o	o	xxx
Rybakov	o	o	o	xxo	o	xxx
Holm	o	o	o	o	x	xx
Spank	o	o	o	xxo	xx	x
Bába	o	o	o	x	x	x
Jankú	o	o	xo	x	xx	
Parsons	o	o	xxx			

The qualifying height was 2.32, but only eight jumpers cleared 2.29, so a further four men with good countback at 2.25 were included. When the bar reached 2.32 in the final, only reigning champion Holm and Silnov had a perfect record. Both men went over 2.32 first time, but were preceded by the surprising Mason, a Jamaican transfer to Britain. He astounded onlookers by being the first over 2.34, and after Holm missed once, the Briton was joined by Silnov and Rybakov with first time clearances at 2.34. Silnov cleared 2.36 first time, and none of the others could get over that height, Holm, Spank and Bába all making desperation efforts at 2.36 without a 2.34 clearance.

Silnov, the European Champion, had placed fourth in the Russian Championships, and was not initially selected for Beijing, but a 2.37 leap in London a week later convinced the Russian selectors to include him at the expense of Andrey Tereshin.

### London, 7 Aug 2012

1, (7) Ivan Ukhov	RUS	2.38
2, (6) Eric Kynard	USA	2.33

=3, (3)	Mutaz Essa Barshim	QAT	2.29
(10)	Derek Drouin	CAN	2.29
(14)	Robbie Grabarz	GBR	2.29
6, (9)	Jamie Nieto	USA	2.29
7, (2)	Bogdan Bondarenko	UKR	2.29
8, (12)	Michael Mason	CAN	2.29

(Competitors: 35; Countries: 28, Finalists: 14)

Series	2.20	2.25	2.29	2.33	2.36	2.38	2.40
Ukhov	o	o	xo	o	o	o	x--
Kynard	o	xo	o	o	x	x	x
Barshim	o	o	o	xxx			
Drouin	o	o	o	xxx			
Grabarz	-	o	o	xxx			
Nieto	o	o	xo	xxx			
Bondarenko	xo	o	xo	xxx			
Mason	o	o	xxo	xxx			

World Champion Williams and defending champion Silnov were out of sorts, failing to go higher than 2.25 in the final. Leading after 2.29 were Barshim, Grabarz and Drouin. The bar went up sharply to 2.33 and only two men were able to clear. Ukhov – who curiously lost his shirt after jumping 2.29 and had to borrow Silnov’s vest – and the US collegiate champion Kynard. Ukhov then cleared 2.36 first time, and when Kynard failed once and passed to 2.38, Ukhov piled on the pressure by clearing 2.38 at once. Kynard had a good try at 2.40, but Ukhov was the worthy winner.

**MEN'S HIGH JUMP**

**The Best on Points**

19.5	Patrik Sjöberg	SWE	1984-2, 1988-3=, 1992-2
18	Lajos Gönczy	HUN	1900-3, 1904-4, 1906-2
	Stefan Holm	SWE	2000-4, 2004-1, 2008-4

**Most Finals**

3	Gönczy		
	Pierre Lewden	FRA	1920-7=, 1924-3, 1928-7=
	Simeon Toribio	PHI	1928-4, 1932-3, 1936-12=
	Stig Pettersson	SWE	1956-4, 1960-5, 1964-4
	Lawrie Peckham	AUS	1964-10, 1968-8, 1972-18
	Dwight Stones	USA	1972-3, 1976-3, 1984-4
	Sjöberg		1984-2, 1988-3=, 1992-2
	Javier Sotomayor	CUB	1992-1, 1996-11=, 2000-2
	Dragutin Topić	IOP/YUG	1992-8=, 1996-4, 2004-10
	Holm		

**Most Appearances**

6	Topić	IOP/YUG/SCG/SRB	1992-8=, 1996-4, 2000-21=Q, 2004-10, 2008-17Q, 2012-nh/Q
4	Kuniyoshi Sugioka	JPN	1960-18Q, 1964-24=Q, 1968-14=Q, 1972-31Q
3	27 men		

**Placing Table**

	G	S	B	4	5	6	7	8	M	Points
USA	13	12+2=	7+2=	6+2=	5+2=	3+2=	2+2=	1+1=	36	341.1
SWE	1	2	1+1=	6+1=	2	1+3=	2=	2	5	90.5
URS	4	1	2+1=	3	2	1	1=	2	8	85.5
GER	2	2	2	2+1=	2	2+2=	2+2=	2	6	82
GBR	1	2+1=	1+1=	-	1	1	2=	1	6	49.5
CAN	1	1	1=	-	1	2+2=	1	1	3	38
HUN	-	1+1=	1	1	2	1=	-	-	3	34.5
RUS	3	-	1	-	-	1	-	-	4	33
FRA	-	1=	2	-	1	-	2+3=	-	3	29
POL	1	2	1=	-	-	-	1=	-	4	28.5
AUS	1	1	1=	-	-	-	1+1=	1	3	24.5
NOR	-	1	-	1=	1	1=	-	1+1=	1	19
CUB	1	1	-	-	-	-	-	1=	2	15.3
JPN	-	-	-	-	1	2+2=	2=	-	0	15.3
CZE	-	-	1	-	-	1	1	1	1	12
PHI	-	-	1	1	-	-	-	-	1	11
FIN	-	-	-	1	1	1=	-	-	0	10.5
CHN	-	-	1	-	-	-	1	1	1	9
GRE	-	-	1=	-	-	1	-	-	1	8.5
ALG	-	-	1	-	-	-	-	-	1	6
BRA	-	-	1	-	-	-	-	-	1	6
ITA	-	-	-	-	-	2	-	-	0	6
UKR	-	-	-	-	1	-	1	-	0	6
SUI	-	-	-	-	1	-	1=	-	0	5.5
QAT	-	-	1=	-	-	-	-	-	1	5

**Men's High Jump, continued**

**Placing Table**

	G	S	B	4	5	6	7	8	M	Points
QAT	-	-	1=	-	-	-	-	-	1	5
YUG (SRB)	-	-	-	1	-	-	-	-	0	5
ROU	-	-	-	-	1	1	-	-	0	5
BER	-	-	-	-	1	-	-	-	0	4
ISR	-	-	-	-	1	-	-	-	0	4
YUG	-	-	-	-	-	1	-	-	0	3
BAH	-	-	-	-	-	-	1	-	0	2
TCH	-	-	-	-	-	-	1=	-	0	1
DEN	-	-	-	-	-	-	-	1	0	1
KOR	-	-	-	-	-	-	-	1	0	1
RSA	-	-	-	-	-	-	-	1=	0	0.5
IOP (YUG/SRB)	-	-	-	-	-	-	-	1=	0	0.3
<b>Totals</b>	<b>28</b>	<b>25+5=</b>	<b>22+10=</b>	<b>21+5=</b>	<b>23+2=</b>	<b>19+14=</b>	<b>13+18=</b>	<b>15+5=</b>	<b>91</b>	<b>998</b>

**Breakdown of URS placings:**

RUS	2	1	2	2	1	-	-	-	5	49
UKR	1	-	1=	-	-	1	-	1	2	17.5
GEO	1	-	-	-	1	-	-	-	1	12
BLR	-	-	-	1	-	-	-	1	0	6
KGZ	-	-	-	-	-	-	1=	-	0	1
<b>Totals</b>	<b>4</b>	<b>1</b>	<b>2+1=</b>	<b>3</b>	<b>2</b>	<b>1</b>	<b>1=</b>	<b>2</b>	<b>8</b>	<b>85.5</b>

**Breakdown of GER placings:**

GER	-	1	1	1=	2	1+2=	1=	2	2	35
GDR	1	1	1	1	-	-	1	-	3	28
FRG	1	-	-	1	-	1	1+1=	-	1	19
<b>Totals</b>	<b>2</b>	<b>2</b>	<b>2</b>	<b>2+1=</b>	<b>2</b>	<b>2+2=</b>	<b>2+2=</b>	<b>2</b>	<b>6</b>	<b>82</b>

**Breakdown of GBR placings:**

GBR	-	1	1	-	1	1	2=	1	2	23.5
IRL	1	1+1=	-	-	-	-	-	-	3	21
<b>Totals</b>	<b>1</b>	<b>2+1=</b>	<b>1</b>	<b>-</b>	<b>1</b>	<b>1</b>	<b>2=</b>	<b>1</b>	<b>5</b>	<b>44.5</b>

**Pole Vault**

**Athens, 10 Apr 1896**

1,	William Hoyt	USA	3.30OR
2,	Albert Tyler	USA	3.20
=3,	Evangelos Damaskos	GRE	2.60
	Ioannis Theodoropoulos	GRE	2.60
5,	Vasilios Xydias	GRE	2.40

(Competitors: 5; Countries: 2)

Tyler and Hoyt started competing at 2.80, after the three Greek vaulters had failed at 2.70. They both cleared each height up to 3.20 first time, with increments of 10cm, and Tyler then failed at 3.25. With the US championship record at 3.36, this Olympic event was one which did not compare unfavourably with the best of the era.

**Paris, 15 Jul 1900**

1,	Irving Baxter	USA	3.30=OR
2,	Meredith Colket	USA	3.25
3,	Karl "Flisa" Andersen	NOR	3.20
=4,	Eric Lemming	SWE	3.10
	Jakab Krauser	HUN	3.10
	Emile Gontier	FRA	3.10
7,	Karl Staaf	SWE	2.80
8,	August Nilsson	SWE	2.60

(Competitors: 8; Countries: 5)

The event was held on a Sunday afternoon, and the result was contested by the Americans. The organisers had stated four days earlier that religious Americans would have a chance of jumping on the Monday in an attempt to better the Sunday marks, but changed this ruling on the Saturday apparently without notifying the Americans. Colket and Baxter, who had just won the high jump, took part and duly took the top two places. Javelin star Eric Lemming shared fourth place. The next day, Bascom Johnson (USA) won a special event with 3.38, but the US again protested when this was given no recognition. Dan Horton then won a third event with 3.45 from fellow American Charles Dvorak (3.35), but to no avail as officials decided to keep the Baxter competition as the only legitimate event.



**St. Louis, 3 Sep 1904**

1,	Charles Dvorak	USA	3.50 <sup>5OR</sup>
2,	Leroy Samse	USA	3.35
3,	Louis Wilkins	USA	3.35
4,	Ward McLanahan	USA	3.35
5,	Claude Allen	USA	3.35
6,	Walter Dray	USA	3.00
7,	Paul Weinstein	GER	3.00

(Competitors: 7; Countries: 2)

Series	3.35	3.43	3.50	3.71	Jump-off 1		
					3.28	3.35	3.43
Dvorak	o	o	o	xxx			
Samse	o	xxx			o	o	o
Wilkins	o	xxx			o	o	o
McLanahan	o	xxx			o	xxx	

Norman Dole (USA) and Fernand Gonder (FRA) had both jumped 3.69 in 1904, but neither was present for the Olympic event. All heights in the final were measured in feet and inches, with the bar being raised 3" for each new height. At 3.43 only Dvorak was able to succeed, and the two-time US Champion also made 3.505. Dvorak had three tries at a world record 3.71, without success. The next four had a jump-off, with all clearing 3.28, and Samse and Wilkins making 3.35 and 3.43. Samse beat Wilkins in a second jump-off and McLanahan similarly beat Allen.

**Athens, 25 Apr 1906**

1,	Fernand Gonder	FRA	3.50
2,	Bruno Söderström	SWE	3.40
3,	Edward Glover	USA	3.35
4,	Theodoris Makris	GRE	3.25
=5,	Heikki Åhlman (Pennola)	FIN	3.00
	Yorgos Banikas	GRE	3.00
	Otto Haug	NOR	3.00
	Imré Kiss	HUN	3.00
	Stefanos Koudouriotis	GRE	3.00

(Competitors: 11; Countries: 8)

Series	2.50	2.75	3.00	3.25	3.35	3.40	3.50
Gonder	o	o	o	o	o	o	o
Söderström	o	o	o	o	o	o	xxx
Glover	o	o	o	o	o	xxx	
Makris	o	o	o	o	xxx		

While this was the most international Olympic pole vault to date, it lacked Leroy Samse, who one month later would jump 3.78. Gonder, in his turn, had missed the 1904 event, and had jumped 3.83 in an exhibition in 1905. The starting height was 2.50, with the bar raised 25cm through to 3.25, when four jumpers remained.

Makris missed at 3.35, and Glover failed 3.40, hindered by an official who meandered across the runway after he had started his run-up. Another with bad luck was Ed Archibald (CAN), who had lost his pole on a train in Italy, and almost impaled himself on a broken borrowed pole early in the competition. Up to 3.40 only Söderström had no failures, but he was unable to clear 3.50, a height Gonder made with ease. In warming up Gonder had cleared 3.66, but could not match this in the competition proper.

**London, 24 Jul 1908**

=1,	Edward Cook	USA	3.71 <sup>OR</sup>
	Alfred Gilbert	USA	3.71 <sup>OR</sup>
=3,	Edward Archibald	CAN	3.58
	Charles Jacobs	USA	3.58
	Bruno Söderström	SWE	3.58
=6,	Yorgos Banikas	GRE	3.50
	Sam Bellah	USA	3.50
8,	Károly Szathmáry	HUN	3.35

(Competitors: 15; Countries: 7; Finalists: 8)

Gonder, having won an Olympic title, turned to rugby in 1908 and so missed the London Games, leaving Alfred "A. C." Gilbert, winner of the US Eastern Trials with a national record 3.855, as favourite. Another to miss London was Walter Dray, who placed second in the US Trials but then cleared 3.90 in a minor meeting before being injured. The qualifying competition was held on the morning of 24 July in three sections, with Söderström winning the first section with 3.58 from Jacobs – 3.50. Cooke won the next section with an Olympic record 3.71 ahead of Gilbert – 3.66 – and Archibald 3.58. Bellah won the last section with 3.43.

Performances were carried forward to the final, and Gilbert out-jumped Cook 3.71 to 3.66 in a competition disrupted by the excitement surrounding the finish of the marathon. The two shared the gold medal on the basis of Cook's earlier 3.71, with Archibald, Jacobs and Söderström sharing third place after all three cleared 3.58.

**Stockholm, 11 Jul 1912**

1,	(4) Harry Babcock	USA	3.95 <sup>OR</sup>
=2,	(1) Frank Nelson	USA	3.85
	(7) Marc Wright	USA	3.85
=4,	(3) Bertil Ugglå	SWE	3.80
	(5) William Happenny	CAN	3.80
	(8) Frank Murphy	USA	3.80
7,	(9) Samuel Bellah	USA	3.75
=8,(10)	Frank Coyle	USA	3.65
	(6) Gordon Dukes	USA	3.65
	(11) Bill Fritz	USA	3.65

(Competitors: 25; Countries: 11; Finalists: 11)

Series	3.80	3.85	3.90	3.95	4.06
Babcock	o	o	o	o	xxx
Nelson	o	xo	xxx		
Wright	xo	xo	xxx		
Ugglå	o	xo	xxx		
Happenny	xo	Injured			
Murphy	o	xxx			

Eleven men qualified for the final, of whom eight were Americans. Wright had set a world record of 4.02 in the Eastern Trials, while Bellah had reportedly cleared 3.90 by 30cm in the Western Trials. Babcock was the most consistent jumper in the Stockholm final, though it was Nelson who caught the eye with a booming clearance at 3.80, some 30cm above the bar. Nevertheless, it was the slender (1.88/74kg) Babcock who became the only man to make 3.90. He then cleared 3.95 before failing at a world record of 4.06. The hazardous nature of the event was emphasised by Happenny's fall while attempting 3.80. He had to be taken away "with blood dripping from his nostrils", as the *Toronto Globe* dramatically described.

**Antwerp, 20 Aug 1920**

1,	Frank Foss	USA	4.09 <sup>WR</sup>
2,	Henry Petersen	DEN	3.70
3,	Edwin Myers	USA	3.60
4,	Edward Knourek	USA	3.60
5,	Ernfrid Rydberg	SWE	3.60
6,	Laurits Jørgensen	DEN	3.60
7,	Eldon Jenne	USA	3.60
8,	Georg Högström	SWE	3.50

(Competitors: 16; Countries: 7; Finalists: 13)

Series	3.70	3.80	3.90	4.00	4.09
Foss	xo	o	o	x	o
Petersen	xo	xxx			

All finalists cleared 3.60 in the qualifying round. Foss was the favourite after winning the US Trials with 3.99, but Myers had cleared the same height, and Jenne had jumped 3.98 elsewhere, so the winner was in doubt before the final.

By the time the bar reached 3.80, only Foss and the 19 year-old Petersen were left. Foss cleared, leaving Petersen in silver medal position; Myers beat Knourek 3.75 to 3.70 in a jump-off for third. Foss went on to clear 3.90, and after a failure at 4.00 he moved to a world record of 4.10, which he cleared first time. On remeasurement it was found to be 4.09, still a record. The relatively small (1.73m/66kg) Foss remains one of only two men to have set a world record in Olympic pole vault competition.

### Paris, 10 Jul 1924

1, (1)	Lee Barnes	USA	3.95
2, (4)	Glenn Graham	USA	3.95
3, (2)	James Brooker	USA	3.90
4, (7)	Henry Petersen	DEN	3.90
5, (3)	Victor Pickard	CAN	3.80
6, (5)	Ralph Spearow	USA	3.70
7, (6)	Maurice Henrijean	BEL	3.65

(Competitors: 20; Countries: 13; Finalists: 7)

The finalists qualified by clearing 3.66, but the world's top vaulter Charles Hoff (NOR) was missing, inhibited by a foot injury. He competed only in the 400m and 800m. Ralph Spearow then became favourite, but he had an off-day; in November he would clear 4.19 in Japan.

Barnes won the gold medal in a jump-off with Graham, and was the youngest-ever pole vault winner at 17. Graham's son James made the 1956 Olympic team, but graciously handed his Olympic spot to Bob Gutowski after being hobbled by an injury. Brooker ensured a clean sweep for the USA after beating the excellent Petersen in a jump-off.

### Amsterdam, 1 Aug 1928

1,	Sabin Carr	USA	4.20OR
2,	William Droegemuller	USA	4.10
3,	Charles McGinnis	USA	3.95
4,	Victor Pickard	CAN	3.95
5,	Lee Barnes	USA	3.95
6,	Yonataro Nakazawa	JPN	3.90
7,	Henry Lindblad	SWE	3.90
8,	János Karlovits	HUN	3.80

(Competitors: 20; Countries: 13; Finalists: 9)

Series	3.90	3.95	4.10	4.20	4.31	Jump-off
Carr	o	xxo	o	o	xxx	
Droegemuller	o	xxo	o	xxx		
McGinnis	o	o	xxx			o (4.10)
Pickard	o	o	xxx			o (3.95)
Barnes	o	o	xxx			x (3.95)
Nakazawa	xo	xxx				
Lindblad	xxo	xxx				

Barnes had improved Carr's 1927 world record of 4.27 to 4.30 in April, and had won the US Trials – on countback from Droegemuller and Carr – with 4.11. After nine men made 3.66 in qualifying, the final was started at 3.50, but 3.80 was needed to eliminate Julius Müller (GER).

When the bar was raised to 4.10, only five men were left, with Victor Pickard the only non-American. After clearing 3.95 on the third attempt, Carr and Droegemuller both made 4.10 first time, and then watched as the other three failed three times. Third to fifth was decided by a jump-off, with Barnes placing fifth – very much an off-day for a man who cleared 4.11 in 10 competitions in 1928. At 4.20m Carr cleared first time to take the gold medal.

### Los Angeles, 3 Aug 1932

1, (7)	Bill Miller	USA	4.315OR
2, (5)	Shuhei Nishida	JPN	4.30

3, (8)	George Jefferson	USA	4.20
4, (6)	Bill Graber	USA	4.15
5, (4)	Shizuo Mochizuki	JPN	4.00
6, (1)	Lúcio de Castro	BRA	3.90
7, (3)	Petros Hlentzos	GRE	3.75
(2)	Carlo Nelli	BRA	NH

(Competitors: 8; Countries: 4)

Series	4.15	4.20	4.25	4.30	4.315	4.40
Miller	xxo	o	o	o	xxo	xxx
Nishida	o	xo	xxo	xxo	xxx	
Jefferson	-	o	xxx			
Graber	xxo	-	xxx			
Nelli	(NH)					

Bill Graber had set a world record of 4.37 in winning the US Trials in a competition which saw 16 men clear 4.06. He was the favourite ahead of teammates Miller, who placed second in Stanford with 4.30, and Jefferson (4.22 in the trials). At 4.15, the Americans had company from Nishida, who equalled his Asian record, and then went over 4.20 on his second attempt, after Miller and Jefferson had cleared first time. Graber had passed 4.20, but caused a shock by failing at 4.25, which only Miller and Nishida cleared.

Nishida then cleared 4.30 on his third attempt, as he had done at the previous height, improving his best for the third time. Miller who had been flawless from 4.20 onwards then cleared 4.315 on his last attempt after Nishida had just grazed the bar with his chest. Nishida's sincere congratulations of Miller won the plaudits of the Californian crowd.

### Berlin, 5 Aug 1936

1, (6)	Earle Meadows	USA	4.35OR
2, (21)	Shuhei Nishida	JPN	4.25
3, (18)	Sueo Oe	JPN	4.25
4, (16)	William Sefton	USA	4.25
5, (22)	William Graber	USA	4.15
=6, (3)	Josef Haunzwickel	AUT	4.00
(4)	Danilo Innocenti	ITA	4.00
(5)	Alfred Proksch	AUT	4.00
(7)	Kiyoshi Adachi	JPN	4.00
(11)	Wilhelm Sznajder	POL	4.00
(12)	Syl Apps	CAN	4.00
(13)	Bo Ljungberg	SWE	4.00
(14)	Péter Bácsalmási	HUN	4.00
(15)	Jan Korejs	CZE	TCH 4.00
(23)	Richard Webster	GBR	4.00
(25)	Viktor Zsuffka	HUN	4.00

(Competitors: 30; Countries: 21; Finalists: 25)

Series	3.60	3.80	4.00	4.15	4.25	4.35	4.45	Jump-off
Meadows	o	-	o	o	xo	xo	xxx	
Nishida	-	o	o	o	o	xxx		o (4.15)
Oe	-	o	o	o	xo	xxx		o (4.15)
Sefton	o	-	o	xxo	o	xxx		x (4.15)
Graber	o	-	o	xo	xxx			
Haunzwickel	o	o	xo	xxx				
Innocenti	o	o	xo	xxx				
Proksch	o	o	o	xxx				
Adachi	o	o	o	xxx				
Sznajder	-	o	o	xxx				
Apps	o	o	o	xxx				
Ljungberg	o	o	o	xxx				
Bácsalmási	o	o	xxo	xxx				
Korejs	xo	o	xxo	xxx				
Webster	o	o	o	xxx				
Zsuffka	o	o	xxo	xxx				

With 25 competitors the event was almost interminable, taking a full five hours, and ending under floodlights. This added to the drama of Leni Reifenstahl's "Olympia", the official film of the Games which gave full and artistic coverage of the event.

The USA had to do without George Varoff, the world record holder, who placed only fourth in the US Trials, but Meadows fought off the stiff

Japanese challenge by clearing 4.35 on his second attempt. Nishida and Oe were officially second and third but in a gesture of friendship they cut their medals in two and had them soldered together. Apps, who tied for sixth, was later much better known in his own country as a player in the North American National Hockey League and as a Conservative MP.

### London, 2 Aug 1948

1, (11) Guinn Smith	USA	4.30
2, (4) Erkki Kataja	FIN	4.20
3, (9) Bob Richards	USA	4.20
4, (3) Erling Kaas	NOR	4.10
5, (6) Ragnar Lundberg	SWE	4.10
6, (7) "Boo" Morcom	USA	3.95
=7, (2) Hugo Göllors	SWE	3.95
(8) Valto Olenius	FIN	3.95

(Competitors: 21; Countries: 12; Finalists: 12)

Series	3.95	4.10	4.20	4.30	4.40
Smith	xo	xo	o	xxo	xpp
Kataja	o	o	o	xxx	
Richards	o	xo	xo	xxx	
Kaas	o	o	xxx		
Lundberg	o	xxo	xxx		
Morcom	o	-	xxx		
Göllors	xo	xxx			
Olenius	xo	xxx			

The war years deprived Cornelius Warmerdam (USA) of the opportunity of winning two gold medals. The first man to clear 15 feet (4.57), Warmerdam was generally considered the best ever vaulter prior to the advent of Sergey Bubka. By 1948 Warmerdam was coaching, and the best vault of 1948 was 10cm below 15', coming in the US Trials where Richmond "Boo" Morcom beat Guinn Smith on countback, with Bob Richards third after clearing 4.42.

Morcom had an ankle injury in London but qualified at 4.00 and then cleared 3.95 in the final, before gambling on clearing 4.20. In the rainy conditions, which left the runway waterlogged, this was a tactical error which left him watching Kataja, the leader, fight Smith and Richards for the medals. After Kataja and Richards missed three times at 4.30, Smith, who was suffering the effects of a knee injury, levered himself over the bar to maintain the USA's winning streak in the event.

### Helsinki, 22 Jul 1952

1, (19) Bob Richards	USA	4.55OR
2, (14) Don Laz	USA	4.50
3, (13) Ragnar Lundberg	SWE	4.40
4, (16) Pyotr Denisenko	UKR	URS 4.40
5, (18) Valto Olenius	FIN	4.30
6, (5) Bunkichi Sawada	JPN	4.20
7, (6) Vladimir Brazhnik	UKR	URS 4.20
8, (12) Viktor Knyazhev	BLR	URS 4.20

(Competitors: 31; Countries: 21; Finalists: 19)

Series	4.10	4.20	4.30	4.40	4.50	4.55	4.60
Richards	o	o	o	o	xo	xxo	xxx
Laz	o	o	o	o	xo	xxx	
Lundberg	o	o	xo	o	xxx		
Denisenko	o	xo	o	o	xxx		
Olenius	o	xo	xo	xxx			
Sawada	o	o	xxx				
Brazhnik	o	xo	xxx				
Knyazhev	xo	xo	xxx				

Nineteen of 25 competitors cleared 4.00 in qualifying, which meant that another long final was in prospect. It took five hours to complete, with four men beating the previous Olympic record. Olenius of Finland failed to clear 4.40, but made 4.30 to set a Finnish record in fifth place. All of the four contenders cleared 4.40 first time, and then all missed 4.50 with their first attempts. Laz and then Richards cleared on their second jumps, though Richards brushed the bar on his jump. Laz then failed three times at 4.55, bringing the prospect of a jump-off if

Richards missed. He produced his best jump of the day, and leaped out of the pit triumphantly. Third place was decided on the basis of Lundberg having taken fewer jumps than Denisenko, though they had the same number of failures.

### Melbourne, 26 Nov 1956

1, (8) Bob Richards	USA	4.56OR
2, (4) Bob Gutowski	USA	4.53
3, (11) Yorgos Roubanis	GRE	4.50
4, (13) George Mattos	USA	4.35
5, (10) Ragnar Lundberg	SWE	4.25
6, (9) Zenon Ważny	POL	4.25
7, (6) Eeles Landström	FIN	4.25
8, (2) Manfred Preussger	GER/GDR	4.25

(Competitors: 19; Countries: 12; Finalists: 14)

Series	4.15	4.25	4.35	4.40	4.45	4.50	4.53	4.56
Richards	o	o	o	o	o	o	o	xxo
Gutowski	o	o	xo	xo	xxo	o	o	xxx
Roubanis	o	xo	xo	o	o	o	xxx	
Mattos	-	o	o	xxx				
Lundberg	-	o	xxx					
Ważny	o	o	xxx					
Landström	-	xo	xxx					
Preussger	xo	xo	xxx					

Strong winds reduced the heights achieved by 15-20cm, and some surprises occurred. The three USSR vaulters, all 4.40 performers, were unable to clear higher than 4.15, while Eeles Landström, European Champion and record holder, failed at 4.35. The best European was Roubanis, who was using a new fibreglass pole, rather than the metal poles popularised during the 1940s. The Greek UCLA student joined the flawless Richards and Gutowski in clearing 4.40, leaving George Mattos in fourth place.

All three then cleared the next two heights with Roubanis second on countback ahead of Gutowski. At 4.53, the Americans cleared first time with Gutowski making the better jump before Richard grazed the bar. Roubanis missed, and at the next height Richards again cleared while making the bar wobble, and so won the gold medal. Richards considered that in good conditions he might have cleared 4.72.

### Rome, 7 Sep 1960

1, (5) Don Bragg	USA	4.70OR
2, (8) Ron Morris	USA	4.60
3, (7) Eeles Landström	FIN	4.55
4, (3) Rolando Cruz	PUR	4.55
5, (1) Günter Malcher	GER/GDR	4.50
=6,(10) Igor Petrenko	UKR	URS 4.50
(9) Matti Sutinen	FIN	4.50
8, (6) Rudolf Tomášek	CZE	TCH 4.50

(Competitors: 29; Countries: 20; Finalists: 13)

Series	4.00	4.20	4.30	4.40	4.50	4.55	4.60	4.70
Bragg	-	-	o	xo	o	o	o	o
Morris	-	-	o	o	xo	o	xo	xxx
Landström	-	o	-	xo	xo	o	xxx	
Cruz	o	o	o	o	o	xo	xxx	
Malcher	-	o	o	o	o	xxx		
Petrenko	-	o	-	xxo	o	xxx		
Sutinen	-	o	-	xxo	o	xxx		
Tomášek	o	o	o	xxo	o	xxx		

Bragg was expected to win after setting a world record of 4.81 in the US Trials, and was one of 10 men to clear the qualifying height of 4.40. Dimitar Khlebarov (BUL), Andrzej Krzysiński (POL) and Morris were added to the final after clearing 4.30 first time, while Victor Sillon (FRA) and Yorgos Roubanis also made 4.30 but did not qualify.

Dave Clark (USA) and Vladimir Bulatov (URS), both 4.60 vaulters, failed to make the final – Bulatov being carried off after sustaining an injury while warming up. Eight men cleared 4.50, with unheralded

Günther Malcher leading. Malcher went out at the next height, with just Landström, Morris, Bragg (first time), and Cruz (second attempt) clearing 4.55. Only Bragg and Morris went over 4.60, leaving Landström with the bronze. Bragg had a good clearance at 4.70, while Morris was close only on his last attempt. Bragg tried a world record of 4.82 and his third failure took place more than six hours after the competition had begun.

### Tokyo, 17 Oct 1964

1, (5)	Fred Hansen	USA	5.10OR
2, (10)	Wolfgang Reinhardt	GER/FRG	5.05
3, (15)	Klaus Lehnertz	GER/FRG	5.00
4, (13)	Manfred Preussger	GER/GDR	5.00
5, (2)	Gennadiy Bliznetsov	UKR URS	4.95
6, (18)	Rudolf Tomášek	CZE TCH	4.90
7, (6)	Pentti Nikula	FIN	4.90
8, (11)	Billy Pemelton	USA	4.80

(Competitors: 30; Countries: 20; Finalists: 18)

Series	4.70	4.80	4.85	4.90	4.95	5.00	5.05	5.10
Hansen	o	o	o	-	-	o	-	xxo
Reinhardt	-	xo	-	xo	-	o	o	xxx
Lehnertz	o	o	o	o	xo	o	xxx	
Preussger	-	o	-	o	-	o	xxx	
Bliznetsov	o	-	o	-	o	x	xx	
Tomášek	o	xo	-	o	-	xx	x	
Nikula	o	xxo	xo	o	xxx			
Pemelton	o	o	xxx					

The development of the fibreglass pole revolutionised the event between 1960 and 1964 with 10 accepted (plus seven unrated) records, taking the world record from 4.81 to 5.28. The last of these was set by Fred Hansen in the USA versus USSR match of 1964, making him the gold medal favourite. Eighteen athletes cleared the 4.60 qualifying height, presaging a lengthy final.

Thirteen men cleared the Olympic record height of 4.70, among them John Pennel, the first man to clear 17 feet (5.18). Pennel was suffering with an injured back and failed at 4.85, a height which defeated the number three American Billy Pemelton. Seven men were now left in. Pentti Nikula, the first man to clear 5m, then missed at 4.95. Tomášek, the gymnastic Czech, and the big (1.90/90kg) Ukrainian, Bliznetsov, were the next to depart – at 5.05. Earlier Hansen, and the German triumvirate – Reinhardt Lehnertz and the veteran Preussger, all cleared 5.00 first time. Hansen then gambled, passing 5.05, and when Reinhardt cleared first time, Hansen had to make 5.10 to win, as the other Germans failed 5.05. Hansen failed twice, and more than six hours after the competition started, he scraped over 5.10 for the gold.

### Mexico City, 16 Oct 1968

1, (9)	Bob Seagren	USA	5.40OR
2, (13)	Claus Schiprowski	FRG	5.40OR
3, (7)	Wolfgang Nordwig	GDR	5.40OR
4, (4)	Hristos Papanikolaou	GRE	5.35
5, (10)	John Pennel	USA	5.35
6, (5)	Gennadiy Bliznetsov	UKR URS	5.30
7, (15)	Hervé D'Encausse	FRA	5.25
8, (12)	Heinfried Engel	FRG	5.20

(Competitors: 23; Countries: 15; Finalists: 15)

Series	5.05	5.10	5.15	5.20	5.25	5.30	5.35	5.40
Seagren	o	-	-	xo	-	o	-	xo
	xxx							
Schiprowski	-	o	-	o	xo	o	xo	xo
	xxx							
Nordwig	-	-	-	o	-	o	o	xxo
	xxx							
Papanikolaou	-	-	o	-	xo	xo	o	xxx
Pennel	o	-	-	xo	-	xo	xxo	xxx
Bliznetsov	-	o	-	o	-	xo	xxx	
D'Encausse	-	-	xo	-	o	-	xxx	
Engel	-	xo	-	o	xxx			

Seagren was favourite, with European Champion Nordwig the next man most likely to succeed. They, and 13 others, cleared 4.90 to qualify. In the final only two athletes went out before the bar was raised to 5.10. Eleven men cleared 5.15 to beat the incumbent Olympic record, and nine went over 5.20. Bliznetsov dropped a place from 1964 despite clearing 5.30 – 35cm more than in Tokyo – leaving five men to battle for the medals.

Pennel placed fifth after clearing 5.35 third time compared with Hristos Papanikolaou's first-time effort. Then Pennel made 5.40 on his second jump, good enough for the bronze medal ... but his pole passed under the bar, negating the clearance. The rule was changed the following year, but was in keeping with Pennel's rotten Olympic luck. Nordwig was the bronze medal winner, making 5.40 on his final jump, while ahead of him Schiprowski was the surprise of the event, improving his best four times with booming athletic clearances at each height. Seagren was ahead because he had one less miss at lower heights. None of the three made 5.45, though Nordwig was closest, and Seagren had won the 16th consecutive gold medal (excluding 1906) for the USA. The previous Olympic record was beaten 29 times by 11 athletes.

### Munich, 2 Sep 1972

1, (10)	Wolfgang Nordwig	GDR	5.50OR
2, (12)	Bob Seagren	USA	5.40
3, (4)	Jan Johnson	USA	5.35
4, (13)	Reinhard Kuretzy	FRG	5.30
5, (1)	Bruce Simpson	CAN	5.20
6, (3)	Volker Ohl	FRG	5.20
7, (11)	Hans Lagerqvist	SWE	5.20
8, (7)	François Tracanelli	FRA	5.10

(Competitors: 21; Countries: 12; Finalists: 8)

Series	5.10	5.20	5.30	5.35	5.40	5.45	5.50	5.56
Nordwig	o	-	xo	o	xo	o	xxo	xxx
Seagren	-	o	-	o	xxo	xxx		
Johnson	-	xo	-	xo	xxx			
Kuretzy	xxo	xo	o	xxx				
Simpson	xxo	o	xxx					
Ohl	xo	xo	xxx					
Lagerqvist	o	xxo	xxx					
Tracanelli	o	xxx						

Seagren and Kjell Isaksson (SWE) had been the best vaulters of the year, but the Swede was injured by Munich, and failed to clear a height in the qualifying round. He was affected in part by the IAAF's decision to ban the "Cata-poles" used by Seagren and Isaksson, among others, on the grounds that the pole had not been available to all competitors for 12 months. This left quite a few vaulters at a disadvantage (partly psychological) at a time when equipment should not have been a prime factor. Renato Dionisi (ITA), bronze medallist in the '71 Europeans was injured, and, along with Steve Smith (USA), who was flustered by the equipment ruling, failed to qualify.

Four men cleared 5.30 or better, as compared to six four years earlier. At 5.40, only three men were left, with Seagren leading from Nordwig, and Johnson third. Johnson, the fastest man on the runway (9.5 speed for 100y), failed to clear, leaving the two veterans to duel. Nordwig cleared 5.45 first time, and Seagren was well over on his third attempt, but came down on the bar. Nordwig then improved his Olympic record to 5.50 with his final clearance before failing three times at 5.56. The GDR star dealt best with the cold conditions, with unhelpful swirling winds, and might well have won even if Seagren "et al" had been allowed to use their preferred poles.

### Montreal, 26 Jul 1976

1, (4)	Tadeusz Ślusarski	POL	5.50=OR
2, (3)	Antti Kalliomäki	FIN	5.50=OR
3, (12)	David Roberts	USA	5.50=OR
4, (17)	Patrick Abada	FRA	5.45

5, (7) Wojciech Buciarski	POL	5.45
6, (19) Earl Bell	USA	5.45
7, (2) Jean-Michel Bellot	FRA	5.40
8, (8) Itsuo Takanezawa	JPN	5.40
(Competitors: 28; Countries: 14; Finalists: 20)		

Series	<u>5.20</u>	<u>5.25</u>	<u>5.30</u>	<u>5.35</u>	<u>5.40</u>	<u>5.45</u>	<u>5.50</u>	<u>5.55</u>
Ślusarski	o	-	-	-	o	-	o	xxx
Kalliomäki	-	-	o	-	o	o	o	xxx
Roberts	-	-	-	xo	-	-	o	-
	xxx							
Abada	-	-	xo	-	-	xo	-	xxx
Buciarski	o	-	-	xo	-	xo	x	xx
Bell	o	-	-	o	-	xxo	-	xxx
Bellot	-	o	-	-	o	-	xxx	
Takanezawa	xo	-	xo	-	xxo	xxx		

Roberts, who had set a world record of 5.70 in the US Trials, and Władysław Kozakiewicz, the world's best in 1975, were considered the best in the field. Twenty cleared 5.10 to qualify, suggesting that 5.20 would have been a more sensible standard.

In the final, 12 cleared 5.25, with Kjell Isaksson, François Tracanelli (FRA), and Vladimir Kishkun (URS) the most notable of those unable to get to that level. Kozakiewicz cleared 5.25, but limped out of the pit, and could go no higher. The medals were determined at 5.50, with Roberts, Ślusarski, and the surprising Kalliomäki – who set a personal best – all clearing first time. Abada and Bell gambled and lost at 5.55. The third of the strong Polish squad – Buciarski – also missed twice at 5.55 after one failure at 5.50. No-one was able to clear 5.55, leaving Ślusarski the winner on countback over Kalliomäki after Roberts failed at 5.60.

**Moscow, 30 Jul 1980**

1, (5) Władysław Kozakiewicz	POL	5.78WR
=2, (6) Konstantin Volkov	URS	5.65
(12) Tadeusz Ślusarski	POL	5.65
4, (8) Philippe Houvion	FRA	5.65
5, (1) Jean-Michel Bellot	FRA	5.60
6, (3) Mariusz Klimczyk	POL	5.55
7, (2) Thierry Vigneron	FRA	5.45
8, (9) Sergey Kulibaba	KAZ	URS 5.45
(Competitors: 19; Countries: 10; Finalists: 12)		

Series	<u>5.45</u>	<u>5.50</u>	<u>5.55</u>	<u>5.60</u>	<u>5.65</u>	<u>5.70</u>	<u>5.75</u>	<u>5.78</u>
Kozakiewicz	-	o	-	o	o	o	o	xo
Volkov	-	-	o	-	xxo	xx	x	
Ślusarski	-	-	o	-	xxo	xxx		
Houvion	xo	-	o	-	xxo	xxx		
Bellot	-	o	-	o	xxx			
Klimczyk	xo	-	o	-	xxx			
Vigneron	o	-	xxx					
Kulibaba	o	-	xxx					

The pole vault, the most frequently beaten field event world record, was improved by three vaulters in 1980 before Moscow; Kozakiewicz (5.72), Vigneron (5.75) and Houvion (5.77). All three safely qualified for the final, though Montreal's silver medallist Kalliomäki was eliminated after failing his opening height.

Houvion and Klimczyk had failures at early heights in the final, and Vigneron had an off-day, missing at 5.55. None of the top six missed at 5.50, 5.55 or 5.60, though four passed 5.60 after clearing the preceding height. Kozakiewicz was the only man to clear 5.65 first time, with Volkov, the – 1979 number one – clearing only on his final jump to tie Ślusarski for silver. Kozakiewicz was faultless at 5.70 – to the disappointment of the booing, ill-mannered crowd – and set a lifetime best of 5.75, before missing first time at 5.78. On his second attempt he brushed the bar, but it stayed on, for a new world record. Kozakiewicz celebrated by gesturing to the crowd to let them know his opinion of them, and then had three misses at 5.82, one of them very close.

**Los Angeles, 8 Aug 1984**

1, (5) Pierre Quinon	FRA	5.75
2, (13) Mike Tully	USA	5.65
=3, (6) Earl Bell	USA	5.60
(14) Thierry Vigneron	FRA	5.60
5, (1) Kimmo Pallonen	FIN	5.45
6, (12) Doug Lytle	USA	5.40
7, (10) Felix Böhni	SUI	5.30
8, (7) Mauro Barella	ITA	5.30
(Competitors: 19; Countries: 13; Finalists: 14)		

Series	<u>5.45</u>	<u>5.50</u>	<u>5.55</u>	<u>5.60</u>	<u>5.65</u>	<u>5.70</u>	<u>5.75</u>	<u>5.80</u>
Quinon	xo	-	-	-	x	o	o	
Tully	o	-	o	-	xxo	-	-	xxx
Bell	-	o	-	o	-	xxx		
Vigneron	-	-	-	o	-	xxx		
Pallonen	xo	-	xxx					
Lytle	-	xxx						
Böhni	-	xxx						

Sergey Bubka, the setter of seven world records in 1984, and Konstantin Volkov, were the two best in the world, but the Soviet boycott deprived them of possible medals. The US magazine *Track and Field News* reviewed the event as “the USA versus France”, with Vigneron, Bell and Tully the likely medallists. At 5.60 these three and Pierre Quinon were the only men left. Quinon and Tully passed and the other two cleared first time. Then at 5.65 Tully cleared after Quinon had failed once. The Frenchman then passed on to 5.70 along with the other two. Quinon, with only two attempts available at 5.70, cleared first time, while Bell and Vigneron failed, to finish equal third.

Tully already had the silver, but watched Quinon clear 5.75 first time. The American passed to 5.80 as a first time clearance at 5.75 by him would not be enough to win. Tully had made 5.81 at the same facility in the US Trials, but on this occasion 5.80 was just too much.

**Seoul, 28 Sep 1988**

1, (6) Sergey Bubka	UKR	URS	5.90OR
2, (7) Rodion Gataullin	RUS	URS	5.85
3, (9) Grigoriy Yegorov	KAZ	URS	5.80
4, (13) Earl Bell	USA	5.70	
=5, (14) Philippe Collet	FRA	5.70	
(8) Thierry Vigneron	FRA	5.70	
7, (10) István Bagyula	HUN	5.60	
8, (5) Philippe D'Encausse	FRA	5.60	
(Competitors: 21; Countries: 13; Finalists: 15)			

Series	<u>5.60</u>	<u>5.65</u>	<u>5.70</u>	<u>5.75</u>	<u>5.80</u>	<u>5.85</u>	<u>5.90</u>	<u>5.95</u>
Bubka	-	-	xo	-	-	-	xxo	
Gataullin	-	-	o	-	-	xxo	-	xxx
Yegorov	-	-	xo	-	o	-	xxx	
Bell	o	-	o	xxx				
Collet	-	-	xo	xxx				
Vigneron	o	-	xo	x				
Bagyula	o	xxx						
D'Encausse	xo	-	xxx					

By the time of the 1988 Games, Bubka had established himself as the greatest vaulter in the world, with nine outdoor world records including the first ever 6m clearance three years earlier. The qualifying height was 5.55, as only 15 made 5.40, it was decided to terminate the proceedings. Only the Soviets opened higher than 5.40 (Bubka and Gataullin 5.50, Yegorov 5.45).

In the final six men made 5.70 and Vigneron withdrew at 5.75 after injuring an ankle. Bell and Collet failed, leaving the three passers – the Soviet jumpers – to fight for the gold. Yegorov set an Olympic record in clearing 5.80 first time, and Gataullin cleared 5.85 at his third try. Bubka had passed 5, 75, 5, 80 and 5.85, but now went for 5.90. After two poor failures, Bubka changed poles, using a larger one, and had one of his soaring clearances for the gold. He later described his winning jump as “one of my best vaults ever”. The win cemented the first and only Soviet clean sweep in the event.

**Barcelona, 7 Aug 1992**

1, (11) Maksim Tarasov	RUS	EUN	5.80
2, (12) Igor Trandekov	RUS	EUN	5.80
3, (3) Javier García	ESP	5.75	
4, (10) Kory Tarpenning	USA	5.75	
5, (2) Dave Volz	USA	5.65	
6, (5) Asko Peltoniemi	FIN	5.60	
7, (4) Philippe Collet	FRA	5.55	
8, (7) "Danny" Krasnov	ISR	5.40	

(Competitors: 35; Countries: 26; Finalists: 12)

Series	5.60	5.65	5.70	5.75	5.80	5.85	5.90
Tarasov	o	-	-	-	o	-	xxx
Trandekov	-	-	o	-	xxo	-	xxx
García	o	-	o	xo	xxx	-	-
Tarpenning	o	-	-	xxo	xxx	-	-
Volz	-	o	-	xxx	-	-	-
Peltoniemi	xo	-	x	xx	-	-	-
Collet	-	-	xxx	-	-	-	-

By 1992 Sergey Bubka had won three world titles, and was the reigning Olympic Champion. One of five to clear 5.60 in the qualifying, Bubka waited until his usual starting height of 5.70 until entering. Grand Prix events tend not to insist upon a maximum of two minutes for each jump, but championships do, and Bubka found the rule too hurried for his taste. After two failures he passed to 5.75, and failing to select a stiff enough pole, he missed, causing the biggest shock of the '92 Games.

Only four men did better than 5.70, with García winning Spain's first ever field event medal. The Spaniard and Tarpenning, a Paris-based American jumper, both failed at 5.80 with the American being unfairly booed by the Spanish crowd. Tarasov cleared 5.80 to win the gold, while the other fair haired Russian, Igor Trandekov, cleared on his final attempt. Both men tried 5.90, but only Tarasov was close.

**Atlanta, 2 Aug 1996**

1, (14) Jean Galfione	FRA	5.92OR
2, (9) Igor Trandekov	RUS	5.92OR
3, (3) Andrei Tivontchik	GER	5.92OR
4, (12) Igor Potapovich	KAZ	5.86
5, (4) Pyotr Bochkaryov	RUS	5.86
6, (1) Dmitriy Markov	BLR	5.86
7, (13) Tim Lobinger	GER	5.80
8, (5) Lawrence Johnson	USA	5.70

(Competitors: 37; Countries: 24; Finalists: 14)

Series	5.60	5.70	5.80	5.86	5.92	5.97	6.02
Galfione	o	-	xo	o	o	x	xx
Trandekov	-	o	-	xx	o	-	xxx
Tivontchik	xo	-	xo	xo	xo	xxx	-
Potapovich	-	o	-	o	x	xx	-
Bochkaryov	xo	-	xo	o	xx	x	-
Markov	o	xo	xxo	xo	xxx	-	-
Lobinger	o	o	o	x	xx	-	-
Johnson	o	o	xxx	-	-	-	-

Sergey Bubka, now a five-time World Champion, was less fortunate in the Olympic arena, and had to give up when his damaged achilles tendon did not respond during the warm-up. Eleven men went on to clear 5.70, with three first-time clearers of 5.60 added to the final.

Five men made it safely over 5.80, and curiously the bar was then raised in increments of 6cm. Potapovich, who had passed 5.80, cleared 5.86 first time, as did Galfione, Bochkaryov and Trandekov. Markov and former Soviet Tivontchik got over second time. Igor Trandekov, who missed 5.86 twice, gambled at 5.92 with his remaining attempt, and cleared, but still found himself in second behind Galfione, who again made the height first time. Tivontchik again had a second time clearance as all three broke Bubka's Olympic record. None of the jumpers made another height, and France won its third title in 90 years. The depth of the event was such that the best-ever marks were achieved for third to 14th place.

**Sydney, 29 Sep 2000**

1, (3) Nick Hysong	USA	5.90
2, (4) Lawrence Johnson	USA	5.90
3, (5) Maksim Tarasov	RUS	5.90
4, (6) Michael Stolle	GER	5.90
=5, (1) Dmitriy Markov	AUS	5.80
(13) Viktor Chistyakov	AUS	5.80
7, (2) Okkert Brits	RSA	5.80
8, (7) Danny Ecker	GER	5.80

(Competitors: 35; Countries: 22; Finalists: 13)

Series	5.50	5.70	5.80	5.90	5.96
Hysong	o	xo	o	o	xxx
Johnson	-	o	o	xo	xxx
Tarasov	o	-	xo	xxo	xxx
Stolle	xxo	o	xo	xxx	xxx
Markov	o	-	o	xpx	x
Chistyakov	o	o	o	xxx	-
Brits	-	o	xo	xxx	-
Ecker	o	xo	xo	xxx	-

Six times World Champion Sergey Bubka had further bad Olympic fortune, sadly failing to make the final for the third time. Six made the qualifying height of 5.70 and were joined by seven who scaled 5.65. In the final, four were eliminated by the time the bar was raised to 5.80, most notably Germany's 6m vaulter Tim Lobinger.

Clearing 5.80 first time were Hysong and Johnson, and the Australian imports Markov and Chistyakov. Hysong battered the bar at a personal best 5.90 but it stayed on, while Johnson flew clear on his second attempt. Defending champion Tarasov and Stolle then cleared 5.90 on the final attempts to take the next two places.

**Athens, 27 Aug 2004**

1, (3) Tim Mack	USA	5.95OR
2, (4) Toby Stevenson	USA	5.90
3, (6) Giuseppe Gibilisco	ITA	5.85
4, (13) Igor Pavlov	RUS	5.80
5, (9) Danny Ecker	GER	5.75
6, (11) Lars Börgeling	GER	5.75
7, (16) Derek Miles	USA	5.75
8, (2) Alex Averbukh	ISR	5.65

(Competitors: 23; Countries: 11; Finalists: 16)

Series	5.55	5.65	5.75	5.80	5.85	5.90	5.95	6.00
Mack	o	xo	o	-	xo	o	xxo	xxx
Stevenson	o	o	o	-	xo	o	xxx	-
Gibilisco	xo	-	o	-	o	x	xx	-
Pavlov	o	o	xo	xo	xx	x	-	-
Ecker	xxo	-	o	xxx	-	-	-	-
Börgeling	o	-	xxo	xx	x	-	-	-
Miles	o	xo	xxo	x	xx	-	-	-
Averbukh	-	o	xxx	-	-	-	-	-

All 16 finalists cleared 5.70 in the qualifying round, and the 5.65s of Romain Mesnil (FRA) and Matti Mononen (FIN) would have been enough to reach any previous Olympic final. Others to miss out included six-metre vaulters Okkert Brits (RSA) and 2001 World Champion Dmitri Markov (AUS). Nine countries were represented in the final, with Germany, Ukraine and the USA each with a full complement of three. All finalists made 5.55, and Tim Lobinger, the German 6m vaulter, was the biggest casualty at 5.65. European Champion Averbukh was the next star to miss out, having made 5.65 for eighth place. At 5.85 there were still six athletes, though only three made it, led by Gibilisco, who astonished with his 2003 world title, and was almost as surprising here. Mack and Stevenson reacted by clearing 5.90 first time, with Stevenson taking the lead. Both men had close failures at 5.95, followed by less excellent efforts. Mack cleanly went over 5.95 at his last attempt. Stevenson again had a close miss, and Mack then tried 6.00 and was close with his final attempt. After winning just three medals between 1976 and 1996, the USA had won the top four medals of the six available in 2000-04.

## Beijing, 22 Aug 2008

1, (12) Steve Hooker	AUS	5.96OR
2, (4) Yevgeniy Lukyanenko	RUS	5.85
3, (11) Denys Yurchenko	UKR	5.70
4, (1) Derek Miles	USA	5.70
5, (2) Dmitriy Starodubtsev	RUS	5.70
6, (9) Danny Ecker	GER	5.70
7, (10) Jerome Clavier	FRA	5.60
8, (13) Raphael Holdzeppe	GER	5.60

(Competitors: 26; Countries: 11; Finalists: 13)

Series	5.60	5.70	5.75	5.80	5.85	5.90	5.96
Hooker	o	-	-	xxo	xxo	xxo	xxo
Lukyanenko	xxo	o	-	o	xxo	xxx	
Yurchenko	xo	o	-				
Miles	xxo	xo	-	xxx			
Starodubtsev	xxo	xo	-	xxx			
Ecker	-	xxo	xxx				
Clavier	o	xxx					
Holdzeppe	xo	xxx					

Thirteen men cleared 5.65 in the qualifying round, but 2007 World Champion Brad Walker, who no-heighted, was not one of them. Veterans Tim Lobinger (5.55) and 40 year-old Jeff Hartwig (5.55) also failed to make the baker's dozen.

Only six men cleared 5.70 in the final, and none of them had a clean slate at that point. Lukyanenko, the 2008 World Indoor Champion, looked a gold medal winner with his first-time clearance at 5.80, but burly (1.87/85kg) Hooker cleared on his final attempt, and matched Lukyanenko with a third time clearance at 5.85, before winning gold with another final attempt at 5.90. Remarkably, Hooker – looking like a fair haired version of Władysław Kozakiewicz – achieved his fourth successive clearance on his third attempt, this time at an Olympic record of 5.96.

## London, 10 Aug 2012

1, (14) Renaud Lavillenie	FRA	5.97OR
2, (13) Björn Otto	GER	5.91
3, (7) Raphael Holdzeppe	GER	5.91
4, (12) Dmitriy Starodubtsev	RUS	5.75
=5, (8) Steven Lewis	GBR	5.75
(4) Yevgeniy Lukyanenko	RUS	5.75
7, (3) Konstadinos Filippidis	GRE	5.65
8, (2) Jan Kudlička	CZE	5.65

(Competitors: 32; Countries: 23, Finalists: 14)

Series	5.50	5.65	5.75	5.85	5.91	5.97	6.02	6.07
Lavillenie	-	o	o	o	x	xo	x	xx
Otto		o	o	xo	xo	o	xx	x
Holdzeppe		-	xo	xo	xxo	o	xxx	
Starodubtsev	o	xo	o	xxx				
Lewis		xo	-	xo	xxx			
Lukyanenko	xo	-	xo	xxx				
Filippidis		o	xo	xxx				
Kudlička		o	xxo	xxx				

Lavillenie had won the European title six weeks earlier in a great battle with Otto and Holdzeppe, and that confrontation was repeated in London. Eight men cleared 5.65 in the final while reigning champion Steve Hooker and leading American Brad Walker no-heighted. Up through 5.85, only Lavillenie had a perfect record, but he slipped to third when the athletic Holdzeppe and the more powerful Otto both cleared 5.91 first time. Lavillenie passed to 5.97, and on his final attempt went clear for the gold medal. Neither German could make a further clearance, leaving the 1-2-3 exactly as it had been in Helsinki in June. For the slight but gymnastic Lavillenie, it was particularly satisfying having only won bronze in the 2011 World Championships after being favourite to win.

## MEN'S POLE VAULT

## The Best on Points

22	Bob Richards	USA	1948-3, 1952-1, 1956-1
15	Bob Seagren	USA	1968-1, 1972-2
14.5	Tadeusz Ślusarski	POL	1976-1, 1980-2=

## Most Finals

3	Richards		
	Ragnar Lundberg	SWE	1948-5, 1952-3, 1956-5
	Hervé D'Encausse	FRA	1964-15=, 1968-7, 1972-nh/
	Hrístos Papanikolaou	GRE	1964-18, 1968-4, 1972-11
	Ślusarski		1972-nh, 1976-1, 1980-2=
	Earl Bell	USA	1976-6, 1984-3=, 1988-4
	Thierry Vigneron	FRA	1980-7, 1984-3=, 1988-5=
	Tim Lobinger	GER	1996-7, 2000-13, 2004-11=
	Giuseppe Gibilisco	ITA	2000-10=, 2004-3, 2008-nh/
	Danny Ecker	GER	2000-8, 2004-5, 2008-6

## Most Appearances

4	Javier García	ESP	1988-nh/Q, 1992-3, 1996-20=Q, 2000-16=Q
	Lobinger		1996-7, 2000-13, 2004-11=, 2008-16=Q
	Roman Mesnil	FRA	2000-30=Q,, 2004-18Q, 2008-14=Q, 2012-9
	Denys Yurchenko	UKR	2000-30=Q, 2004-9, 2008-3, 2012-h/Q

3 30 men

## Placing Table

	G	S	B	4	5	6	7	8	M	Points
USA	17+2=	12+2=	9+2=	8+1=	5	5+1=	3	2+3=	44	403
GER	1	3	4	3	2	3	2	4	8	93
FRA	4	-	1=	2+1=	1+2=	-	5	2	5	74.5
URS/EUN	2	2+1=	1	1	1	1+1=	1	2	6	61
SWE	-	1	1+1=	2=	3	1=	3+1=	2	3	48.0
RUS	-	2	1	2	2+1=	-	-	-	3	41.5
GRE	-	-	1+2=	2	1+2=	1=	2	-	3	41.5
FIN	-	2	1	-	2+1=	1+1=	2+1=	-	3	41
POL	2	1=	-	-	1	2+1=	-	-	3	33.0
JPN	-	2	1	-	1	2+1=	-	1	3	31.5
CAN	-	-	1=	1+1=	2	1=	-	-	1	22.5
AUS	1	-	-	-	2=	-	-	-	1	15
DEN	-	1	-	1	-	1	-	-	1	15
NOR	-	-	1	1	1=	-	-	-	1	13
HUN	-	-	-	1=	1=	2=	1	2	0	11.1
ITA	-	-	1	-	-	1=	-	1	1	7.5
ESP	-	-	1	-	-	-	-	-	1	6
UKR	-	-	1	-	-	-	-	-	1	6
KAZ	-	-	-	1	-	-	-	-	0	5
PUR	-	-	-	1	-	-	-	-	0	5
TCH (CZE)	-	-	-	-	-	1+1=	-	1	0	4.5
BLR	-	-	-	-	-	1	-	-	0	3
BRA	-	-	-	-	-	1	-	-	0	3
BEL	-	-	-	-	-	-	1	-	0	2
RSA	-	-	-	-	-	-	1	-	0	2
SUI	-	-	-	-	-	-	1	-	0	2
ISR	-	-	-	-	-	-	-	2	0	2
AUT	-	-	-	-	-	2=	-	-	0	1.1
GBR	-	-	-	-	1=	1=	-	-	0	4
CZE	-	-	-	-	-	-	-	1	0	1
<b>Totals</b>	<b>27+2=</b>	<b>25+4=</b>	<b>23+7=</b>	<b>23+6=</b>	<b>21+11=</b>	<b>18+15=</b>	<b>22+2=</b>	<b>20+3=</b>	<b>88</b>	<b>999</b>

## Breakdown of GER placings:

GER	-	2	3	2	2	2	2	3	5	63
FRG	-	1	-	1	-	1	-	1	1	16
GDR	1	-	1	-	-	-	-	-	2	14
<b>Totals</b>	<b>1</b>	<b>3</b>	<b>4</b>	<b>3</b>	<b>2</b>	<b>3</b>	<b>2</b>	<b>4</b>	<b>8</b>	<b>93</b>

## Breakdown of URS/EUN placings:

RUS	1	2+1=	-	-	-	-	-	1	4	29.5
UKR	1	-	-	1	1	1+1=	1	-	1	24.5
KAZ	-	-	1	-	-	-	-	1	1	7
<b>Totals</b>	<b>2</b>	<b>2+1=</b>	<b>1</b>	<b>1</b>	<b>1</b>	<b>1+1=</b>	<b>1</b>	<b>2</b>	<b>6</b>	<b>61</b>

## Long Jump

## Athens, 7 Apr 1896

1,	Ellery Clark	USA	6.35OR
2,	Robert Garrett	USA	6.00
3,	James Connolly	USA	5.84
4,	Aléxandros Halkokondilis	GRE	5.74

(Competitors: 9; Countries: 5)

Three days before his high jump win, Clark won the long jump title on his third jump after two fouls. He had placed second in the 1895 US Championships, but even in 1896 a jump of 7m would have been required to give this the stamp of a top class event.

### Paris, 15 Jul 1900

				Qualifying
1,	Alvin Kraenzlein	USA	7.185OR	6.93
2,	Myer Prinstein	USA	7.175	7.175
3,	Patrick Leahy IRL	GBR	6.95	6.71
4,	William Remington	USA	6.825	6.725
5,	Albert Delannoy	FRA	6.755	6.755
6,	John McLean	USA	6.655	6.655
7,	Thaddeus McClain	USA	6.435	6.435
8,	Waldemar Steffen	GER	6.30	6.30

(Competitors: 12; Countries: 6; Finalists: 5)

Marks made in the qualifying round counted towards the final result, as they would until the 1936 Games. Prinstein led the qualifying round, held on a Saturday, with 7.175 on his second jump. Kraenzlein was second on 6.93. Prinstein's college (Syracuse) refused permission for him to jump on Sunday as it was the Sabbath (though as a Jew the Saturday was Prinstein's Sabbath), and the two top men agreed not to compete on the Sunday.

Prinstein was enraged to discover that Kraenzlein did indeed jump on the Sunday – overtaking him by 1cm – and had to be restrained from hitting Kraenzlein. A challenge to settle the matter in competition the following day was declined by Prinstein.

### St. Louis, 1 Sep 1904

1,	Myer Prinstein	USA	7.34OR
2,	Daniel Frank	USA	6.89
3,	Robert Stangland	USA	6.88
4,	Fred Englehardt	USA	6.63
5,	George Van Cleaf	USA	
6,	John Hagerman	USA	

(Competitors: 9; Countries: 3)

Irishman Peter O'Connor, the world record holder, was the principal absentee, leaving Prinstein as the favourite, though his loss to Daniel Frank a few weeks earlier gave the contest a more competitive air. In the event, Prinstein won by almost half a metre, his best jump coming in the final round.

### Athens, 27 Apr 1906

1,	Myer Prinstein	USA	7.20
2,	Peter O'Connor IRL	GBR	7.025
3,	Hugo Friend	USA	6.96
4,	Hjalmar Mellander	SWE	6.585
5,	Sidney Abrahams	GBR	6.21
6,	Thomas Cronan	USA	6.185
7,	Gunnar Rönström	SWE	6.15
8,	István Somodi	HUN	6.045

(Competitors: 27; Countries: 10; Finalists: 3)

Series	1	2	3	4	5	6
Prinstein	7.20	x	x	6.845	x	x
O'Connor	6.81	6.63	x	6.825	6.74	7.025
Friend	6.685	6.635	6.705	6.365	6.49	6.96
Mellander	6.42	6.22	6.585			
Abrahams	x	5.54	6.21			
Cronan	6.185	5.635	x			
Rönström	5.86	6.15	5.705			
Somodi	x	6.01	6.045			

This eagerly-awaited clash was settled in the first round. O'Connor protested that only one judge was present for Prinstein's jump, and

complained when his own third round jump was ruled a foul because he fell back on landing – the rule of the time. Mellander's 6.585m jump from toe to heel was more than seven metres.

### London, 22 Jul 1908

(Jumping order shows section and then numerical order; Sections were A-4/B-7/C-5/D-6/E-9)

1, (C5)	Frank Irons	USA	7.48OR
2, (B5)	Daniel Kelly	USA	7.09
3, (E4)	Calvin Bricker	CAN	7.08
4, (A4)	Edward Cook	USA	6.97
5, (B3)	John Brennan	USA	6.86
6, (C3)	Frank Mount Pleasant	USA	6.82
7, (B4)	Albert Weinstein	GER	6.77
8, (B7)	Tim Ahearne IRL	GBR	6.72

(Competitors: 31; Countries: 9; Finalists: 3)

Edward Cook had won both the IC4A title and the Eastern trials, but it was the Central US Trials winner, Irons, who struck form at the right moment. The tiny (1.66/60kg) Irons took control in the qualifying round, reaching 7.44, which would have been good enough to win gold, as the top three jumpers were allowed three further jumps in the final. The jumpers were split into five pools, and only Irons, Kelly and Bricker were able to exceed 7m. Tim Ahearne, who reached 7.57 at home in Ireland two weeks after the Games, could only reach 6.72. Having been unfancied even by the Americans, Irons then extended his Olympic record with 7.48 in the final.

### Stockholm, 13 Jul 1912

1,	Albert Gutterson	USA	7.60OR
2,	Calvin Bricker	CAN	7.21
3,	Georg Åberg	SWE	7.18
4,	Harry Worthington	USA	7.03
5,	Eugene Mercer	USA	6.97
6,	Fred Allen	USA	6.94
7,	Jim Thorpe	USA	6.89
8,	Robert Pasemann	GER	6.82

(Competitors: 29; Countries: 12; Finalists: 3)

Series	1	2	3	4	5	6
Gutterson	7.60	7.48	7.25	7.18	7.09	7.09
Bricker	6.92	7.07	7.21	7.04	6.85	
Åberg	7.04	6.70	6.99	6.98	7.18	6.63
Worthington	7.03	6.96	6.65			
Mercer	6.97	6.84	6.84			
Allen	x	6.94	6.91			
Thorpe	6.67	6.89	6.62			
Pasemann	6.82	6.80	x			

Frank Irons had followed his 1908 win with US titles in 1909-10, and had won the US Central trials with a relatively modest 6.94, while Harry Worthington, a 20 year-old schoolboy (!) had won the Eastern trials with 7.26. Irons opened group one of the qualifying round with 6.80 – which proved good enough only for ninth place, and was quickly overtaken, first by Allen with 6.94 and then Åberg 7.04.

Gutterson then produced the second best jump of all-time, just one centimetre behind O'Connor's world record, [7.60], which he followed up with a good 7.48 in round 2. In the second group Bricker qualified for the finals with 7.07, which he then improved to 7.21, while Worthington won the final group, but missed catching Åberg by a single centimetre. Gutterson tailed off in the final, but still produced a six-jump series which averaged 7.28 – well ahead of Bricker's best of 7.21. Åberg improved in the finals to 7.18, but tried too hard in the last round, messing up his run-up to leave the 1-2-3 the same as it had been after the qualifying.



**Antwerp, 18 Aug 1920**

		<u>Qualifying (17 Aug)</u>	
1,	William Pettersson (Björneman) SWE	7.15	6.94
2,	Carl Johnson USA	7.095	6.82
3,	Erik Abrahamsson SWE	7.08	6.85
4,	"Dink" Templeton USA	6.95	6.63
5,	Erling Aastad NOR	6.885	6.62
6,	Rolf Franksson SWE	6.73	6.73
7,	Sol Butler USA	6.60	
8,	Einar Ræder NOR	6.585	

(Competitors: 30; Countries: 11; Finalists: 6)

<u>Series</u>	<u>1</u>	<u>2</u>	<u>3</u>
Pettersson	6.97	7.15	7.12
Johnson	7.07	7.095	x
Abrahamsson	6.99	7.08	x
Templeton	x	6.68	6.95
Aastad	6.62	x	6.885

Sol Butler had won the US title with 7.52, and looked set to become the first black American to win an individual gold medal – until the first round of the Olympic final, when he damaged his left achilles tendon landing in the pit. After changing his name to Björneman, Pettersson later graciously wrote "the best man was unlucky in the event".

Carl Johnson (7.34) and Pettersson (7.26) had shown good form in 1919, but it was the Swede who triumphed on the day. Leading the qualifying round with 6.94, Pettersson wrested the lead back from Johnson's opening 7.07 with a leap of 7.15, which was enough to triumph.

**Paris, 8 Jul 1924**

		<u>Qualifying</u>	
1, (A1)	DeHart Hubbard USA	7.445	7.12
2, (D1)	Ed Gourdin USA	7.275	7.19
3, (B14)	Sverre Hansen NOR	7.26	7.26
4, (B3)	Vilho Tuulos FIN	7.07	7.07
5, (C2)	Louis Wilhelme FRA	6.99	6.99
6, (B9)	Christopher Mackintosh GBR	6.92	6.92
7, (D12)	Virgilio Tommasi ITA	6.89	
8, (C7)	Jaap Boot NED	6.86	

(Competitors: 34; Countries: 21; Finalists: 12)

The day before the long jump Robert LeGendre created a sensation by jumping a world record 7.765 during the Pentathlon, but was not on the team for the long jump. William Comins, who had jumped 7.51 in winning the IC4A title, pulled a muscle in the qualifying round, after fouling a jump of 7.45.

DeHart Hubbard, who had jumped 7.63 in the US Trials, was the favourite, but after the qualifying round was only third, with 7.12, behind Hansen (7.26) and Gourdin (7.19). Gourdin then took the lead and was succeeded by Hubbard, who fell back from around 7.80 on his winning jump. Hubbard, a 9.6 man over 100y, broke the world record with 7.89 the following year and in 1927 was deprived of the first 26 foot jump when his 7.98 was ruled invalid because the pit was found to be an inch below the level of the take-off. The jumping order shows the qualifying round sections and the order of jumping within the section.

**Amsterdam, 31 Jul 1928**

1, (A7)	Ed Hamm USA	7.73
2, (A1)	Silvio Cator HAI	7.58
3, (B6)	Al Bates USA	7.40
4, (B4)	Willi Meier GER	7.39
5, (A3)	Erich Köchermann GER	7.35
6, (D8)	Hannes de Boer NED	7.32
7, (C7)	Ed Gordon USA	7.32
8, (C8)	Eric Svensson SWE	7.29

(Competitors: 43; Countries: 23; Finalists: 14)

<u>Series</u>	<u>1</u>	<u>2</u>	<u>3</u>	<u>4</u>	<u>5</u>	<u>6</u>
Hamm	x	7.73	7.68	7.66	7.22	-
Cator	x	7.50	7.58	7.20	7.22	x
Bates	7.40	x	x	6.79	6.92	6.75
Meier	7.35	7.39	7.05	x	7.27	7.23
Köchermann	7.35	7.16	7.25	7.05	x	6.85
de Boer	7.04	7.22	7.32	x	x	x

Hamm was the prohibitive favourite, having set a world record of 7.90 in the US Trials. He had shown great consistency with five other competitions of 25 feet (7.62) or better. Remarkably the event contained six Olympic Champions in horizontal jumping events; Hamm, Hubbard and Gordon (long jump), and Tuulos, Oda and Nambu (triple jump).

Hubbard, nursing an injured ankle, was bracketed in 11th place with Tuulos and Oda at 7.11, with Nambu just ahead of them in ninth (7.25). Sixth place was determined by a jump-off with de Boer reaching 6.96 to Gordon's 6.57, and so taking three more jumps. At the head of the competition Hamm jumped 7.73 in round 2, after having had a foul in round 1 reportedly just below 8 metres. Cator also had a long foul (7.80+) with his opener, followed by 7.50. The only Haitian ever to win an Olympic medal had been the world's number two man in 1925, jumping 7.65, but had done little of note since then. He improved to 7.58 in the next round, but Hamm responded with jumps of 7.68 and 7.66, and clearly deserved his gold medal. Cator, who captained the Haitian soccer team, would have his day in September, when he took Hamm's world record with the first ever 26 feet jump – 7.93. It was the only mark from that season good enough to rank in the world's top 100 in any event in the last year of the 20th century.

**Los Angeles, 2 Aug 1932**

1,	Ed Gordon USA	7.64
2,	Lambert Redd USA	7.60
3,	Chuhei Nambu JPN	7.45
4,	Eric Svensson SWE	7.41
5,	Dick Barber USA	7.39
6,	Naoto Tajima JPN	7.15
7,	Héctor Berra ARG	6.66
8,	Clovis Raposo BRA	6.43

(Competitors: 13; Countries: 9)

<u>Series</u>	<u>1</u>	<u>2</u>	<u>3</u>	<u>4</u>	<u>5</u>	<u>6</u>
Gordon	7.64	7.00	7.43	x	x	x
Redd	x	7.60	x	7.39	x	7.49
Nambu	7.45	x	x	7.32	7.39	x
Svensson	7.27	7.24	7.41	7.06	-	-

Cator, second in 1928, had a dismal competition in 1932 jumping only 5.93, while Amsterdam non-qualifiers Gordon, Nambu and Svensson, took three of the top four places in Los Angeles. The tall (1.94) Gordon settled things early with 7.64 in the first round – and all the medals had been decided by the end of the second round.

One of the foul jumps by Redd was measured at 7.95. The plasticine next to the board had apparently not been laid down correctly and was about 2cm higher. Reportedly, Redd's shoe barely touched the tip of the elevated clay. The jump was measured, but eventually declared a foul.

**Berlin, 4 Aug 1936**

1, (3)	Jesse Owens USA	8.06w
2, (8)	Luz Long GER	7.87w
3, (15)	Naoto Tajima JPN	7.74w
=4,(12)	Wilhelm Leichum GER	7.73w
(2)	Arturo Maffei ITA	7.73w
6, (9)	Bob Clark USA	7.67w
7, (14)	John Brooks USA	7.41w
8, (7)	Robert Paul FRA	7.34w

(Competitors: 43; Countries: 27; Finalists: 16)

Series	1	2	3	4	5	6
Owens	7.74w	7.87w	7.75w	x	7.94w	8.06w
Long	7.54w	7.74w	7.84w	7.73w	7.87w	x
Tajima	7.65w	x	7.74w	7.52w	7.60w	x
Leichum	x	x	7.52w	7.38w	7.25w	7.73w
Maffei	7.50w	7.47w	7.73w	7.22w	7.42w	7.39w
Clark	x	7.60w	7.52w	7.60w	7.67w	7.57w
Brooks	7.34w	7.41w	7.19w			
Paul	7.34w	6.39w	7.08w			

Owens had already dazzled onlookers with his 100m running, and August 4 saw him sprinting 200m heats in the morning and qualifying in the long jump. He had two fouls before reaching the qualifying distance of 7.15 after taking off more than half a metre behind the board. Long, the leading European, also had difficulties but made it through to the final with his second jump.

Berlin marked the first time that qualifying marks were not carried forward to the final. Owens led early with 7.74, and improved to 7.87 in the next round. All jumps were wind-assisted with the official report quoting a breeze of 3.5 to 3.7 metres per second, though wind readings on specific jumps were never released. Long responded with 7.84 in the third round, with Tajima improving from 7.65 to 7.74 to take third position from Maffei in this remarkably high level competition. Owens finally won the gold medal on his fifth jump, with 7.94, to which Long responding with 7.87. Owens rounded out his competition with the second furthest ever – 8.06 – on his last jump, while Leichum moved up from sixth to equal fourth with 7.73. All told, Hamm's Olympic record of 7.73 was reached 12 times.

### London, 31 Jul 1948

1, (9) Willie Steele	USA	7.825OR
2, (4) Theo Bruce	AUS	7.555
3, (6) Herb Douglas	USA	7.545
4, (11) Lorenzo Wright	USA	7.45
5, (2) Prince Adedoyin	NGR	7.27
6, (5) Georges Damitio	FRA	7.07
7, (10) Harry Whittle	GBR	7.03
8, (12) Felix Würth	AUT	7.00

(Competitors: 21; Countries: 17; Finalists: 11)

Series	1	2	3	4	5	6
Steele	7.825	7.68	-	-	-	-

Willie Steele was the most talented jumper to appear in the 12 years since the retirement of Jesse Owens. Steele jumped 7.81 in 1942 as an 18 year-old, and jumped 8.07 in 1947, as well as a hairline foul of 8.18. Only the inconsistent Lorenzo Wright had any 1948 pre-Olympic mark within range of Steele (7.90 versus the 7.97 for Steele), and the next best of the contenders were Douglas (7.69) and Ted Bruce (7.57).

Steele led the qualifiers with 7.78, with just four men qualifying as of right by reaching 7.20 or better. In the final, Steele, suffering from an ankle injury, took just two jumps – 7.82 and 7.68 – before retiring. None of the others got close, with Bruce just edging Douglas for second. Wright placed fourth, but would fare better as a reserve relay runner in the 4x100m relay. Britain took fifth through Prince Adegboyega Folaramni Adedoyin, a Nigerian whose country was not part of the Olympic movement until 1951.

### Helsinki, 21 Jul 1952

1 (12) Jerome Biffle	USA	7.57
2, (9) Meredith Gourdine	USA	7.53
3, (5) Ödön Földessy	HUN	7.30
4, (3) Ary Façanha da Sá	BRA	7.23
5, (1) Jorma Valtonen	FIN	7.16
6, (8) Leonid Grigoryev	RUS	7.14
7, (11) Karl-Erik Israelsson	SWE	7.10
8, (13) Paul Faucher	FRA	7.02

(Competitors: 27; Countries: 19; Finalists: 13)

Series	1	2	3	4	5	6
Biffle	7.21	x	7.57	x	x	x
Gourdine	7.38	6.58	7.53	7.49	7.36	7.51
Földessy	7.04	7.23	x	7.17	7.30	7.12
da Sá	7.15	6.77	7.06	7.22	7.20	7.23
Valtonen	x	7.06	7.16	x	x	6.97
Grigoryev	x	7.14	6.92	5.55	x	6.57
Israelsson	x	x	7.10			
Faucher	x	6.96	7.02			

The 1952 world rankings saw George Brown ranked first in the world for the second time in a row. He won 14 of his 17 competitions and averaged 7.57 for 16 of those meetings, but his three losses included the US Trials and Helsinki. In the Olympics he had a qualifying jump of 7.32, but then had three fouls in the final.

Neville Price of South Africa, who had jumped 7.36 in the preliminaries, reached only 6.40 in the final, leaving Gourdine, the US Trials winner, and Biffle, considered very much the US third string, to battle for the gold. Both men achieved their best jump in the the third round, with Biffle's 7.53 sufficing for the win by 2cm. Földessy, Europe's best jumper, won the bronze with a modest 7.30.

### Melbourne, 24 Nov 1956

1, (4) Greg Bell	USA	7.83OR
2, (10) John Bennett	USA	7.68
3, (11) Jorma Valkama	FIN	7.48
4, (2) Dmitriy Bondarenko	RUS	7.44
5, (12) Karim Olowu	NGR	7.36
6, (13) Kazimierz Kropidłowski	POL	7.30
7, (7) Neville Price	RSA	7.28
8, (9) Oleg Fedoseyev	RUS	7.27

(Competitors: 31; Countries: 21; Finalists: 13)

Series	1	2	3	4	5	6
Bell	6.98	7.83	7.77	x	x	7.16
Bennett	7.68	7.61	x	-	x	-
Valkama	7.11	x	7.48	7.07	7.22	7.00
Bondarenko	7.44	x	7.13	x	6.89	6.99
Olowu	7.28	6.77	7.36	6.42	x	6.91
Kropidłowski	7.27	6.92	7.30	6.95	7.03	6.94
Price	x	7.28	x			
Fedoseyev	x	7.25	7.27			

The event was held in very windy conditions, with wind readings ranging from minus 14 to plus 9m per second. Additionally, the run-up was soft and loose, and only 38m long, instead of a more usual 45m. The qualifying distance of 7.15 was reached by 13 of the 39 entrants, eight of whom did not participate – including Rafer Johnson, who was battling an injury and saving himself for the decathlon.

In view of the weather conditions it was fortuitous that the best two jumpers wound up in the top positions. The best qualifier (Henryk Grabowski, 7.52), finished tenth. Bennett, who had tied Bell in the US Trials, opened with his best mark of the day – 7.68 – after spiking himself. After a second jump of 7.61 his leg stiffened up, while Bell reached 7.83 on his second jump, and backed it up with 7.77 in the next round before getting cramp in his leg on his fourth attempt. All of the top jumpers leapt 25-30cm less than the distances they would have achieved in good conditions.

Bell had a marginal foul jump of 8.33 a week after the Games which more accurately reflected his abilities.

### Rome, 2 Sep 1960

1, (2) Ralph Boston	USA	8.12OR
2, (10) "Bo" Roberson	USA	8.11
3, (8) Igor Ter-Ovanesyan	RUS	8.04
4, (9) Manfred Steinbach	GER/FRG	8.00
5, (6) Jorma Valkama	FIN	7.69
6, (1) Christian Collardot	FRA	7.68
7, (11) Henk Visser	NED	7.66
8, (4) Dmitriy Bondarenko	RUS	7.58

(Competitors: 35; Countries: 14; Finalists: 14)

Series	<u>1</u>	<u>2</u>	<u>3</u>	<u>4</u>	<u>5</u>	<u>6</u>
Boston	7.82	x	8.12	7.80	x	7.96
Roberson	x	8.03	7.88	7.75	7.62	8.11
T. Ovanesyan	7.90	7.80	x	x	7.68	8.04
Steinbach	7.81	x	7.76	x	x	8.00
Valkama	7.52	7.69	7.36	7.31	x	7.29
Collardot	7.61	x	7.68	6.96	7.50	x
Visser	7.59	7.43	7.66			
Bondarenko	7.27	7.58	7.37			

The almost mythical world record of Jesse Owens, 8.13, finally fell after more than 25 years, when Boston jumped 8.21 three weeks before Rome. Unproven in big time competition, Boston was rated even with Ter-Ovanesyan, the talented European Champion and record holder. It was Ter-Ovanesyan who led after round 1 with 7.90, and was then overtaken by Bo Roberson, sporting a bandaged left thigh, with 8.03. Roberson was nominally the US number three, but Tony Watson, the 19 year-old who had jumped 7.85 at the US Trials, had managed only 7.32 in the qualifying when 7.40 was the required distance.

Boston launched into his hitchkick in round 3, landing at 8.12, the fourth longest jump ever. Steinbach was in fourth place after three rounds with 7.76, and the places remained unchanged until the last round. Boston jumped a solid 7.96 and was followed by Ter-Ovanesyan. The Ukrainian-born Russian resident of Armenian descent produced a fine jump, cutting the sand at 8.04, a new European record. Steinbach had jumped 8.14 in the German championships to have the jump ruled windy, rather than a world record, because the wind gauge had not been operated. Now he reached an official German record of 8.00 and a guaranteed fourth place. Roberson was last to jump. The powerful (1.85/84kg) football star from Cornell University landed in the vicinity of Boston's best. An optical measuring device – being used for the first time – showed that Roberson had missed gold by 1cm. Only once before had two men jumped beyond 8m in the same competition.

### Tokyo, 18 Oct 1964

1, (3) Lynn Davies	GBR	8.07
2, (2) Ralph Boston	USA	8.03
3, (4) Igor Ter-Ovanesyan	RUS	7.99
4, (11) Wariboko West	NGR	7.60
5, (7) Jean Cochard	FRA	7.44
6, (1) Luis Areta	ESP	7.34
7, (9) Mike Ahey	GHA	7.30
8, (8) Andrzej Stalmach	POL	7.26

(Competitors: 32; Countries: 21; Finalists: 12)

Series	<u>1</u>	<u>2</u>	<u>3</u>	<u>4</u>	<u>5</u>	<u>6</u>
Davies	7.45	x	7.59	7.78	8.07	7.74
Boston	7.76	7.85	7.62	7.88	x	8.03
T. Ovanesyan	7.78	x	7.64	7.80	7.99	7.81
West	7.56	7.51	7.50	7.40	7.60	x
Cochard	x	x	7.44	7.43	7.26	7.10
Areta	7.20	7.31	7.34	5.16	x	6.99
Ahey	6.99	7.00	7.30			
Stalmach	7.26	7.10	x			

Just five men reached the automatic qualifying distance of 7.60 in the cold (14°C) and wet conditions, and 7.46 sufficed to qualify. The final was even colder (12.5°C), and the jumpers had to contend with headwinds. As a result only the two best jumpers of 1960-64 – Boston and Ter-Ovanesyan, plus Davies, a newcomer, were able to jump beyond 25 feet (7.62). Even these quality athletes were unable to get beyond 26 feet (7.92) in the first half of the competition, with Boston (7.85) leading from Ter-Ovanesyan (7.78) and Davies (7.59). Gayle Hopkins, NCAA champion and an 8.16 jumper, had such difficulty with the conditions that he was unable to register a fair jump, and the Commonwealth Champion, the talented but erratic Mike Ahey, just missed the final six.

The top three all improved in the fourth round. The wind lulled to a relatively calm -0.7 as Davies prepared for his fifth jump. The conditions, not far removed from average weather for Wales, may have

affected Davies less than the others. Whether it was this or the qualities of physical strength and motivation inculcated by coach (and television commentator) Ron Pickering, is unsure, but Davies sped down the runway and launched himself to a lifetime best of 8.07. Ter-Ovanesyan immediately responded with a jump of 7.99, and Boston achieved his best jump of the day – 8.03 – in the final round. However, the day belonged to Wales.

### Mexico City, 18 Oct 1968

1, (4) Bob Beamon	USA	8.90WR
2, (6) Klaus Beer	GDR	8.19
3, (17) Ralph Boston	USA	8.16
4, (13) Igor Ter-Ovanesyan	RUS	8.12
5, (10) Tõnu Lepik	EST	8.09
6, (9) Allen Crawley	AUS	8.02
7, (14) Jacques Pani	FRA	7.97
8, (15) Andrzej Stalmach	POL	7.94

(Competitors: 35; Countries: 22; Finalists: 17)

Series	<u>1</u>	<u>2</u>	<u>3</u>	<u>4</u>	<u>5</u>	<u>6</u>
Beamon	8.90	8.04	-	-	-	-
Beer	7.97	8.19	x	7.62	x	x
Boston	8.16	8.05	7.91	x	x	7.97
Ovanesyan	8.12	8.09	x	x	8.10	8.08
Lepik	7.82	8.09	7.63	7.36	7.84	7.75
Crawley	x	8.01	x	7.80	x	8.02
Pani	7.94	7.97	7.69	7.58	7.61	x
Stalmach	7.71	7.94	7.88	7.75	7.75	7.84

After an unbeaten season Beamon was expected to triumph over the big three – Boston, Ter-Ovanesyan and Davies. Boston led the qualifying round with an Olympic record 8.27, making all four contenders 27-foot jumpers in 1968. The effects of altitude were such that jumps of 8.50+ were expected compared with the existing world record of 8.35. Ter-Ovanesyan had produced a hairline foul of 8.60+ in the USSR Championships.

Attention focused on the fourth jumper in the final – Beamon. He sped down the runway and seemed to spring to an extraordinary height. He eventually came down – past the electrical measuring devices, and a steel tape had to be used. Eventually the measurement came through – 8.90. Beamon was in a state of paralysed hysteria at the unbelievable announcement. A record which had risen 55cm from 7.80 to 8.35 in 40 years, had increased again by the same margin in three years. For sheer shock effect it exceeded even the amazing 200m by Michael Johnson in 1996 in Atlanta. The other jumpers were staggered. “We can't go on after that. We'd look silly,” said Davies. They had to go on, and Boston reached 8.16 in round 1, to be overtaken by Beer's lifetime best of 8.19 in round 2. Thereafter, the rain made the run-up slippery and conditions became more difficult.

Like Hopkins in 1964 Charles Mays had three fouls – one of them around 8.60. Boston had a foul of over 8.45, Ter-Ovanesyan could not get his steps right, and Davies was mistakenly not given three more jumps after being level with Stalmach after three rounds. When offered the jumps at the end of the competition, he refused, too deflated by the most astounding performance in athletics history.

### Munich, 9 Sep 1972

1, (9) Randy Williams	USA	8.24
2, (3) Hans Baumgartner	FRG	8.18
3, (8) Arnie Robinson	USA	8.03
4, (5) Joshua Owusu	GHA	8.01
5, (6) Preston Carrington	USA	7.99
6, (7) Max Klauss	GDR	7.96
7, (2) Alan Lerwill	GBR	7.91
8, (11) Leonid Barkovskiy	URS	7.75

(Competitors: 36; Countries: 25; Finalists: 12)

Series	1	2	3	4	5	6
Williams	8.24	7.32	7.72	7.80	7.77	x
Baumgartner	x	7.99	8.18	x	7.83	8.05
Robinson	x	7.89	7.95	x	8.03	x
Owusu	7.71	7.77	7.88	7.70	7.98	8.01
Carrington	7.99	x	x	7.95	7.63	7.69
Klauss	7.51	7.94	7.96	7.86	6.13	7.88
Lerwill	x	7.91	7.69	x	7.78	7.85
Borkovskiy	7.56	7.53	7.75	7.61	7.56	x

With only Lynn Davies and Igor Ter-Ovanesyan – in his fifth Games – of the old elite still in competition, the long jump was in a state of flux. Neither man made the final, in a qualifying round which saw the best mark of the meeting, a world junior record of 8.34 for Randy Williams. Williams's jump, the best of his career, lasted as the furthest ever by a junior for more than 30 years. Behind him Preston Carrington also set a lifetime best with 8.22.

In the final Williams opened with 8.24, and the rest were unable to catch up. Both Robinson and Carrington had trouble with their run-up. Baumgartner, in front of a home crowd, did best with two 8m jumps, the longer of which was a personal best 8.18 for silver.

### Montreal, 29 Jul 1976

1, (1) Arnie Robinson	USA	8.35
2, (11) Randy Williams	USA	8.11
3, (3) Frank Wartenberg	GDR	8.02
4, (2) Jacques Rousseau	FRA	8.00
5, (10) João Carlos de Oliveira	BRA	8.00
6, (4) Nenad Stekić	SRB	YUG 7.89
7, (7) Valeriy Podluzhniy	UKR	URS 7.88
8, (12) Hans Baumgartner	FRG	7.84

(Competitors: 33; Countries: 25; Finalists: 12)

Series	1	2	3	4	5	6
Robinson	8.35	8.26	x	8.04	8.16	7.91
Williams	8.11	7.81	x	x	x	7.81
Wartenberg	7.81	-	x	8.02	7.84	x
Rousseau	8.00	7.82	7.67	7.91	x	7.62
de Oliveira	8.00	x	7.76	-	-	7.85
Stekić	7.75	7.81	7.89	7.80	x	7.77
Podluzhniy	7.70	7.88	7.77	x	7.84	7.66
Baumgartner	x	x	7.84	x	x	x

The most dramatic events of a lacklustre competition were the unfortunate fracture suffered by Larry Myricks, and the opening jump of the final. Myricks, who had improved from 7.84 to 8.26w to make the US team, broke a bone in his foot as he was on the runway warming up for the final. Robinson started the competition with his lifetime best of 8.35, into a slight headwind, to effectively end the competition. He had two further jumps beyond the best of Munich winner Randy Williams, with GDR's Frank Wartenberg the only other man to leap more than 8.00.

### Moscow, 28 Jul 1980

1, (10) Lutz Dombrowski	GDR	8.54
2, (5) Frank Paschek	GDR	8.21
3, (1) Valeriy Podluzhniy	UKR	URS 8.18
4, (3) László Szalma	HUN	8.13
5, (12) Stanisław Jaskułka	POL	8.13
6, (2) Viktor Belskiy	BLR	URS 8.10
7, (4) Antonio Corgos	ESP	8.09
8 (6) Yordan Yanev	BUL	8.02

(Competitors: 23; Countries: 11; Finalists: 12)

Series	1	2	3	4	5	6
Dombrowski	8.15	8.32	x	8.21	8.54	8.34
Paschek	7.81	8.21	x	x	7.85	7.94
Podluzhniy	8.07	8.08	7.97	8.18	x	7.82
Szalma	8.13	7.99	x	7.95	x	x
Jaskułka	7.73	7.76	7.97	7.87	7.97	8.13
Belskiy	7.79	7.15	8.10	7.76	7.74	x
Corgos	8.02	8.09	x	-	x	7.97
Yanev	7.91	x	7.88	x	8.02	x

With no Americans the competition was severely devalued, although Larry Myricks and Carl Lewis would have had to excel themselves to be up with the winner. Paschek and Dombrowski led the qualifiers with 8.17, while injuries prevented Cuba's David Giralt and Yugoslav European record holder Nenad Stekić from qualifying.

The excellent Ukrainian jumper Podluzhniy opened the competition with 8.07, but was quickly overtaken by Szalma (8.13) and Dombrowski (8.15). Podluzhniy improved to 8.08, but soon found himself in fifth, as Corgos (8.09) and Paschek (8.21) passed him on successive jumps. Dombrowski then boomed out to 8.32 to win the gold medal. The only jump of quality in round 3 came from baby-faced Belskiy, who edged into fourth with 8.10. Podluzhniy opened the second half of the final with his bronze medal winning jump – 8.18. Dombrowski (1.87/87kg) produced another quality jump in the fourth round (8.21). He pounded down the runway in the penultimate round and powered off the take-off board perfectly into his simple hang style, to land 8.54 away from the board. It was the second furthest jump ever, and the best at low altitude. He supported it with another fine jump – 8.34 – on his final attempt.

Dombrowski, who had triple jumped 16.61 at the age of 17, and high jumped 2.10, was one of the greatest ever European jumping talents. On a less savoury note it was found many years later that he had, under pressure, worked as an informer for the GDR secret police, helping ensure continued political correctness from that country's athletes.

### Los Angeles, 6 Aug 1984

1, (11) Carl Lewis	USA	8.54
2, (2) Gary Honey	AUS	8.24
3, (1) Giovanni Evangelisti	ITA	8.24
4, (12) Larry Myricks	USA	8.16
5, (6) Liu Yuhuang	CHN	7.99
6, (8) Joey Wells	BAH	7.97
7, (3) Junichi Usui	JPN	7.87
8, (5) Kim Jong-Il	KOR	7.81

(Competitors: 31; Countries: 25; Finalists: 12)

Series	1	2	3	4	5	6
Lewis	8.54	x	-	-	-	-
Honey	7.97	7.92	8.18	7.92	x	8.24
Evangelisti	8.09	7.94	7.90	x	x	8.24
Myricks	8.06	7.99	x	8.00	8.16	6.28
Liu	x	7.66	7.89	7.65	7.60	7.99
Wells	7.97	x	x	-	-	-
Usui	7.63	7.82	7.87	7.72	7.09	-
Kim	7.76	7.81	7.77	x	7.59	x

Undefeated since 1981, Lewis was such an overwhelming favourite that the question seemed to be whether he might break the world record, rather than simply win. After leading the qualifying round by 28cm with 8.30w, Lewis soared to 8.54 on his opening jump and the gold medal was decided. After a foul Lewis then passed his remaining jumps, mindful of his remaining competition at 200m and the relay. Behind him, Larry Myricks, favourite for the runner-up position, was having trouble. Trailing Italy's slender Giovanni Evangelisti 8.06 to 8.09 in the first round, the US number two then dropped to fourth, behind Australia's Gary Honey, who reached 8.18 in the third round. Myricks managed 8.16 in the fifth round, but both Evangelisti and Honey showed great competitive abilities by leaping 8.24 for national records and the minor medals. Jumpers missing from the fray who would have been medal factors were Jaime Jefferson of Cuba (8.36 in the Soviet bloc "Druzhba" meeting), Konstantin Semykin (8.38), and Lutz Dombrowski (8.45 the week before LA).

### Seoul, 26 Sep 1988

1, (1) Carl Lewis	USA	8.72
2, (5) Mike Powell	USA	8.49
3, (9) Larry Myricks	USA	8.27
4, (8) Giovanni Evangelisti	ITA	8.08w

5, (2)	Antonio Corgos	ESP	8.03	
6, (11)	László Szalma	HUN	8.00	
7, (4)	Norbert Brige	FRA	7.97	
8, (6)	Leonid Voloshin	RUS	URS	7.89

(Competitors: 41; Countries: 31; Finalists: 12)

Series	1	2	3	4	5	6
Lewis	8.41	8.56w	8.52	8.72	8.52	x
Powell	8.23	8.11	8.49	x	-	x
Myricks	8.14	8.27	x	8.17	x	x
Evangelisti	7.84	8.08w	7.63	-	-	-
Corgos	8.03	x	x	7.86	x	7.99
Szalma	x	x	8.00	x	x	x
Brige	7.87	x	x	7.97	x	x
Voloshin	7.87	7.78	x	x	x	7.89

Lewis and Myricks had produced a stirring duel in the US Trials, with Lewis emerging the victor 8.76 to 8.74. Seoul was expected to be similarly close. Just five men reached the automatic qualifying mark of 8.00, with 7.77 taken as the 12th finalist. Lewis opened the final with 8.41, followed by teammates Powell (8.23) and Myricks (8.14). No-one else reached 8.10 so the medals were already settled. Lewis improved to 8.56w in the second round, and Myricks passed Powell with 8.27. Lewis continued with 8.52, and Powell psyched himself up to jump a personal best of 8.49.

Myricks, who never performed to his capabilities in the Olympics, fouled three of his last four jumps, one of them over 8.50, but would have had to defer to Lewis. The greatest long jumper in history sealed the event in the fourth round with a monster jump. Barely reaching the board he landed 8.72 from the front end of the board – 8.90 from where he took off! Biomechanical analysis of the event gave toe to heel measurements of 8.57 for Powell and 8.44 for Myricks on their best measured jumps.

### Barcelona, 6 Aug 1992

1, (8)	Carl Lewis	USA	8.67	
2, (11)	Mike Powell	USA	8.64	
3, (6)	Joe Greene	USA	8.34	
4, (3)	Iván Pedroso	CUB	8.11	
5, (9)	Jaime Jefferson	CUB	8.08	
6, (12)	Konstadinos Koukodimos	GRE	8.04	
7, (10)	Dmitriy Bagryanov	RUS	EUN	7.98
8, (7)	Huang Geng	CHN	7.87	

(Competitors: 50; Countries: 37; Finalists: 12)

Series	1	2	3	4	5	6
Lewis	8.67	8.33	x	x	8.50	8.50
Powell	7.95	8.22	8.33	x	8.53	8.64
Greene	x	x	7.88	8.34	8.14	x
Pedroso	7.79	8.11	8.01	7.98	8.11	7.51
Jefferson	7.30	7.69	8.08	7.93	8.00	x
Koukodimos	7.30	7.99	7.92	8.04	7.88	7.50
Bagryanov	7.79	5.74	x	7.98	7.88	7.84
Huang	7.33	7.58	7.87	7.79	7.55	7.65

Powell had beaten Lewis with a world record 8.95 at the 1991 World Championships. He repeated this victory (8.62 to 8.53) in the US Trials, and was favourite to win. Some athletes raise their game when the pressure increases, and Lewis was that type of competitor. To show he was in good condition Lewis led the preliminary round with 8.68, the best qualifying jump ever, and the best mark of 1992.

Lewis opened his account in the final by booming another big jump – 8.67. Powell began slowly with 7.95 and improved to 8.22 and then 8.33, with Cuba's 19 year-old Pedroso in third with 8.11 after three rounds. Joe Greene, the pencil-thin US third string, moved past Powell with 8.34 in the fourth round, but Powell reacted with 8.53, though the World Champion was more concerned with gold than saving silver. With his final jump Powell cut the sand virtually level with the leading marker of Lewis, but the measurement showed it to be 3cm short. Lewis finished off his third Olympic final with two jumps of 8.50, to lead the fourth US clean sweep of the event.

### Atlanta, 29 Jul 1996

1, (2)	Carl Lewis	USA	8.50
2, (13)	James Beckford	JAM	8.29
3, (11)	Joe Greene	USA	8.24
4, (12)	Emmanuel Bangué	FRA	8.19
5, (7)	Mike Powell	USA	8.17
6, (9)	Gregor Cankar	SLO	8.11
7, (1)	Aleksandr Glovatskiy	BLR	8.07
8, (8)	Mattias Sunneborn	SWE	8.06

(Competitors: 52; Nation: 40; Finalists: 13)

Series	1	2	3	4	5	6
Lewis	x	8.14	8.50	-	8.06	-
Beckford	x	8.02	8.13	x	x	8.29
Greene	7.80	7.79	8.24	x	x	x
Bangué	8.19	8.10	x	7.88	6.46	6.87
Powell	7.89	8.17	7.99	x	x	x
Cankar	x	x	8.11	x	x	5.33
Glovatskiy	8.07	x	8.07	x	x	x
Sunneborn	7.89	7.97	8.06	8.04	8.03	7.75

The three Americans were the same as in Barcelona, and Lewis (35) and Powell (32) were on the team together for the third time. Remarkably, Lewis had qualified for his fifth consecutive Olympics in the long jump, but he was not the favourite he had been at the past three Games. After two rounds of the qualifying stage, he had reached only 7.93. He then flew to the front of the qualifiers with 8.30, followed by Greene (8.28), surprising Russian Yuriy Naumkin (8.21) and Powell (8.21).

In the final the early leader was Bangué, who jumped 8.19 in the first round, and the Frenchman still led as Lewis got ready for his third jump. Giving it the "Full Monty," Lewis took off, landing slightly to the right of the pit, and coolly looked towards the markers to his right as he came down, checking the distance even as he flew. The measurement was worth looking at – 8.50 into a 1.3 wind. Greene also achieved his best jump in round 3 – 8.24 – and held second until Beckford, with his highly individualistic leg shoot, slipped past in the last round with 8.29. Lewis thus won his fourth title, surpassing Al Oerter as the most durable champion of all, winning in an event usually unkind to that kind of longevity.

Without detracting from Lewis's win, he was fortunate not to meet a healthy Iván Pedroso. Between 1993 and 1995 the Cuban had established himself as the best jumper in the world, but required hamstring surgery in 1996. He nevertheless qualified for the final with 8.05, one of 13 to jump 8.00 or better, but placed only 12th in the final with 7.75.

### Sydney, 28 Sep 2000

1, (12)	Iván Pedroso	CUB	8.55
2, (5)	Jai Taurima	AUS	8.49
3, (2)	Roman Shchurenko	UKR	8.31
4, (10)	Aleksey Lukashevich	UKR	8.26
5, (3)	Kofi Amoah Prah	GER	8.19
6, (9)	Peter Burge	AUS	8.15
7, (7)	Luis Méliz	CUB	8.08
8, (11)	Dwight Phillips	USA	8.06

(Competitors: 53; Countries: 38; Finalists: 12)

Series	1	2	3	4	5	6
Pedroso	x	8.34	x	8.41	x	8.55
Taurima	x	8.18	8.34	8.40	8.49	8.28
Shchurenko	7.76	x	8.14	x	x	8.31
Lukashevich	8.08	x	x	8.22	8.26	x
Prah	7.84	x	8.19	7.95	x	7.86
Burge	7.80	8.06	7.93	7.96	8.15	8.11
Méliz	7.97	7.94	8.08	x	7.82	x
Phillips	x	7.90	8.06	x	x	x

Iván Pedroso had failed to gain a medal on his two previous Olympic attempts, but had won eight world titles indoors or out. He only made the final with his third round jump of 8.32 to lead the qualifying round.

Taurima took the lead in the second round with 8.18 and was then followed by Pedroso with 8.34. Taurima matched this in the next round and improved to 8.40 in round 4. Pedroso had taken the lead earlier in the round with 8.41 (the jumping order changing after round 3 with 1st place jumping last). The Cuban fouled then fouled and Taurima flew out to 8.49, to the joy of the crowd. With one jump remaining Pedroso's response was that of a champion, as he leapt 8.55, finally settling the gold medal.

Behind the big two, the bronze medal was a Ukrainian duel, won by Shchurenko ahead of Lukashevich, 8.31 to 8.26

### Athens, 26 Aug 2004

1, (8)	Dwight Phillips	USA	8.59
2, (2)	John Moffitt	USA	8.47
3, (7)	Joan Lino Martinez	ESP	8.32
4, (6)	James Beckford	JAM	8.31
5, (12)	Chris Tomlinson	GBR	8.25
6, (3)	Ignasious Gaisah	GHA	8.24
7, (1)	Iván Pedroso	CUB	8.23
8, (11)	Bogdan Țăruș	ROU	8.21

(Competitors: 40; Countries: 30; Finalists: 12)

Series	1	2	3	4	5	6
Phillips	8.59	x	x	-	-	8.35
Moffitt	8.10	8.28	7.85	8.19	8.47	8.24
Martinez	7.79	8.32	8.02	8.06	-	8.06
Beckford	8.15	8.15	x	8.31	x	8.12
Tomlinson	8.25	8.04	8.11	8.09	8.05	7.92
Gaisah	8.01	8.06	x	8.24	8.12	8.09
Pedroso	x	8.19	x	8.09	x	8.23
Țăruș	8.21	x	8.08	x	x	8.16

World Champion Phillips settled things quickly with an opening leap of 8.59, utilising his speed (6.47 over 60m), and an efficient jumping style similar to 80s star Larry Myricks. Țăruș and Tomlinson responded well with jumps of 8.21 and 8.25 to close out the first round. Moffitt moved into second with 8.28 in the next round and was followed by Martinez, who appeared to have a board foul, but was given the white flag for a jump measured at 8.32.

There were no further jumps over 8.20 until round four, when Gaisah moved into fifth with 8.24 and was then overtaken by Beckford's 8.31. The Jamaican with the distinctive landing technique then had a jump on the same part of the board as Martinez's 8.32 but this jump (of around 8.50) was ruled a foul. Two jumps later the NCAA Champion Moffitt produced a lifetime best of 8.47 to win the silver medal. Defending champion Pedroso was able to produce his best in round six, but 8.23 only moved him one position upwards to seventh. Every jumper from fourth to 12th achieved the best for that position in an Olympic final. In the qualifying, Bulgaria's Petar Dachev achieved 8.05 to be the best ever non-qualifier in athletics history.

### Beijing, 18 Aug 2008

1, (5)	Irving Saladino	PAN	8.34
2, (8)	Khotso Mokoena	RSA	8.24
3, (9)	Ibrahim Camejo	CUB	8.20
4, (11)	Ngonidzashe Makusha	ZIM	8.19
5, (6)	Wilfredo Martinez	CUB	8.19
6, (12)	Ndiss Kaba Badji	SEN	8.16
7, (7)	Luis Felipe Meliz	ESP	8.07
8, (2)	Roman Novotný	CZE	8.00

(Competitors: 39; Countries: 32; Finalists: 12)

Series	1	2	3	4	5	6
Saladino	x	8.17	8.21	8.34	x	x
Mokoena	7.86	x	8.02	8.24	x	x
Camejo	7.94	8.09	8.08	7.88	7.93	8.20
Makusha	8.19	8.06	8.05	8.10	8.05	6.48

Series	1	2	3	4	5	6
Martinez	7.60	7.90	x	8.04	x	8.19
Badji	8.03	x	8.02	8.16	8.03	7.92
Meliz	x	8.02	x	x	7.98	8.07
Novotný	7.87	7.75	8.00	x	7.82	7.94

Just three men reached the automatic qualifying standard of 8.15. Saladino, who had jumped 8.73 earlier in the year and was recovering from injury, managed 8.01 to advance in ninth place of the qualifiers. Leading the way was Louis Tsátoumas who jumped 8.27. The Greek had spanned 8.44 a month earlier, but then had three fouls in the final. Saladino appeared to be favouring his injury, reaching 8.17 in round 2, behind Makusha's 8.19. He then took the lead with 8.21 and ensured gold with 8.34 in the fourth. A tight battle for the other medals was won by Mokoena's 8.24, with Camejo (8.20), edging Makusha and Martinez (8.19) for the bronze.

### London, 4 Aug 2012

1, (5)	Greg Rutherford	GBR	8.31
2, (4)	Mitchell Watt	AUS	8.16
3, (6)	Will Claye	USA	8.12
4, (11)	Michel Tornéus	SWE	8.11
5, (1)	Sebastian Bayer	GER	8.10
6, (10)	Chris Tomlinson	GBR	8.07
7, (3)	Mauro da Silva	BRA	8.01
8, (7)	Khotso Mokoena	RSA	7.93

(Competitors: 42; Countries: 30; Finalists: 12)

Series	1	2	3	4	5	6
Rutherford	6.28	8.21	8.14	8.31	x	6.33
Watt	x	7.97	x	x	8.13	8.16
Claye	7.98	8.07	7.93	8.12	7.96	x
Tornéus	7.63	7.80	8.07	8.11	8.07	7.98
Bayer	7.87	x	7.96	8.10	7.96	7.98
Tomlinson	8.06	7.87	7.83	8.07	7.74	7.76
da Silva	x	x	7.96	8.01	x	x
Mokoena	7.93	x	7.62	x	x	x

This was the most open of field events, possibly due to the fall in world standards, which saw the pre-Games leading mark at 8.35, the lowest world leader since 1978. The qualifying standard of 8.10 was met by just two men.

Only Tomlinson was able to clear eight metres in round one of the final, reaching 8.06. His compatriot Rutherford took a more substantial lead for good in round two with 8.21. Claye edged into silver medal position in the fourth round with 8.12, but was overtaken by Watt who finished with 8.16. The Australian had missed much of the season through injury and didn't look as quick as in 2011, when he had jumped 8.54. Rutherford cemented his win with a fourth-round 8.31 (8.383 from take-off). The cooling conditions and variable winds affected the distances achieved, with only Rutherford able to get close to his best.

#### MEN'S LONG JUMP

##### The Best on Points

32	Carl Lewis USA	1984-1, 1988-1, 1992-1, 1996-1
23	Myer Prinstein USA	1900-2, 1904-1, 1906-1
21	Ralph Boston USA	1960-1, 1964-2, 1968-3

##### Most Finals

4	Igor Ter-Ovanesyan URS (RUS)	1956-nm, 1960-3, 1964-3, 1968-4
	Lewis	
	Iván Pedroso CUB	1992-4, 1996-12, 2000-1, 2004-7

##### Most Appearances

5	Ter-Ovanesyan	1956-nm/final, 1960-3, 1964-3, 1968-4, 1972-13Q
4	Lewis	
	Pedroso	

Men's Long Jump, continued										
Placing Table										
	G	S	B	4	5	6	7	8	M	Points
USA	22	15	11	7	6	5	5	1	48	432
GER	1	4	1	2+1=	3	1	1	3	6	76.5
GBR	2	1	1	-	3	2	2	1	4	52
URS/EUN	-	-	3	2	1	2	2	4	3	46
SWE	1	-	2	3	-	1	2	2	3	44
AUS	-	4	-	-	-	2	-	-	4	34
FRA	-	-	-	2	3	2	2	2	0	34
CUB	1	-	1	1	2	-	2	-	2	31
FIN	-	-	1	1	2	-	-	-	1	19
ITA	-	-	1	1+1=	-	-	1	-	1	17.5
JPN	-	-	2	-	-	1	1	-	2	17
ESP	-	-	1	-	1	1	2	-	1	17
CAN	-	1	1	-	-	1	-	-	2	16
HUN	-	-	1	1	-	1	-	1	1	15
JAM	-	1	-	1	-	-	-	-	1	12
BRA	-	-	-	1	1	-	1	1	0	12
UKR	-	-	1	1	-	-	-	-	1	11
NOR	-	-	1	-	1	-	-	1	1	11
RSA	-	1	-	-	-	-	1	1	1	10
GHA	-	-	-	1	-	1	1	-	0	10
NGR	-	-	-	1	1	-	-	-	0	9
POL	-	-	-	-	1	1	-	2	0	9
PAN	1	-	-	-	-	-	-	-	1	8
GRE	-	-	-	1	-	1	-	-	0	8
HAI	-	1	-	-	-	-	-	-	1	7
NED	-	-	-	-	-	1	1	1	0	6
ZIM	-	-	-	1	-	-	-	-	0	5
CHN	-	-	-	-	1	-	-	1	0	5
BAH	-	-	-	-	-	1	-	-	0	3
SEN	-	-	-	-	-	1	-	-	0	3
SLO	-	-	-	-	-	1	-	-	0	3
YUG (SRB)	-	-	-	-	-	1	-	-	0	3
ARG	-	-	-	-	-	-	1	-	0	2
BLR	-	-	-	-	-	-	1	-	0	2
AUT	-	-	-	-	-	-	-	1	0	1
BUL	-	-	-	-	-	-	-	1	0	1
CZE	-	-	-	-	-	-	-	1	0	1
KOR	-	-	-	-	-	-	-	1	0	1
ROU	-	-	-	-	-	-	-	1	0	1
<b>Totals</b>	<b>28</b>	<b>28</b>	<b>28</b>	<b>27+2=</b>	<b>26</b>	<b>27</b>	<b>26</b>	<b>26</b>	<b>84</b>	<b>995</b>
Breakdown of GER placings:										
GER	-	1	-	2+1=	2	1	1	2	1	34.5
GDR	1	2	1	-	-	1	-	-	4	31
FRG	-	1	-	-	-	-	-	1	1	8
<b>Totals</b>	<b>1</b>	<b>4</b>	<b>1</b>	<b>2+1=</b>	<b>2</b>	<b>2</b>	<b>1</b>	<b>3</b>	<b>6</b>	<b>76.5</b>
Breakdown of URS/EUN placings:										
RUS	-	-	2	2	-	1	1	3	2	30
UKR	-	-	1	-	-	-	1	1	1	9
EST	-	-	-	-	1	-	-	-	0	4
BLR	-	-	-	-	-	1	-	-	0	3
<b>Totals</b>	<b>-</b>	<b>-</b>	<b>3</b>	<b>2</b>	<b>1</b>	<b>2</b>	<b>2</b>	<b>4</b>	<b>3</b>	<b>46</b>
Breakdown of GBR placings:										
GBR	1	-	-	-	3	1	2	-	1	27
IRL	-	1	1	-	-	-	-	1	2	14
<b>Totals</b>	<b>1</b>	<b>1</b>	<b>1</b>	<b>-</b>	<b>3</b>	<b>1</b>	<b>2</b>	<b>1</b>	<b>3</b>	<b>41</b>

**Triple Jump****Athens, 6 Apr 1896**

1,	James Connolly	USA	13.71OR
2,	Alexandre Tuffère	FRA	12.70
3,	Ioannis Persakis	GRE	12.52
4,	Alajos Szokolyi	HUN	12.30
5,	Carl Schumann	GER	11.50e

Also:

Hristos Zoumis	GRE
Fritz Hofmann	GER

(Competitors: 7; Countries: 5)

Connolly won with his hop-hop-jump style, as compared with the now conventional hop-step-jump of Tuffere. Persakis jumped in the local style of two steps and a jump. Connolly's winning jump gave him the first title to be won in the modern Olympic Games. Both Edward Bloss

and Charles Reber were 14m jumpers (and 7m long jumpers) who might well have given the event greater international stature had they been present.

**Paris, 16 Jul 1900**

1,	Myer Prinstein	USA	14.47OR
2,	James Connolly	USA	13.97
3,	Lewis Sheldon	USA	13.64
4,	Patrick Leahy IRL	GBR	13.36
5,	Albert Delannoy	FRA	
6,	Alexandre Tuffère	FRA	

(Competitors: 13; Countries: 6)

Prinstein won handily from the reigning champion, and the lanky (1.93) Lewis Sheldon. Prinstein thus gained some measure of satisfaction after the distasteful events of the long jump.

**St. Louis, 1 Sep 1904**

1,	Myer Prinstein	USA	14.35
2,	Fred Englehardt	USA	13.90
3,	Robert Stangland	USA	13.36
4,	John Fuhler	USA	12.91
5,	George Van Cleaf	USA	
6,	John Hagerman	USA	
7,	Samuel Jones	USA	

(Competitors: 7; Countries: 1)

With no US Championships between 1894 and 1905 this was a difficult event to gauge beforehand. Prinstein was the favourite, based on his reputation, and he eventually won handily, though he did not overtake Englehardt until his last attempt.

**Athens, 30 Apr 1906**

1,	Peter O'Connor IRL	GBR	14.075
2,	Con Leahy IRL	GBR	13.98
3,	Thomas Cronan	USA	13.70
4,	Oscar Guttormsen	NOR	13.34
5,	Dimitrios Muller	GRE	13.125
6,	Francis Connolly	USA	12.75
7,	Vasilios Stournares	GRE	12.725
8,	Carl Pedersen	NOR	12.68

(Competitors: 21; Countries: 9; Finalists: 3)

Series	1	2	3	4	5	6
O'Connor	13.80	13.735	x	13.675	13.545	14.075
Leahy	13.98	13.61	13.94	13.885	13.83	x
Cronan	13.48	x	x	12.83	13.70	13.58
Guttormsen	13.17	13.34	x			
Müller	12.07	12.665	13.125			
Connolly	12.61	12.75	12.53			
Stournares	12.38	12.725	12.665			
Pedersen	12.68	12.48	x			

Leahy was the favourite, and led until the last round when O'Connor produced a lifetime best. So excited was O'Connor that he climbed a flagpole and replaced the British flag with an Irish one. Prinstein had been expected to do well, but an injury in the long jump meant he only managed 12.27 and 11th place.

**London, 25 Jul 1908**

1, (B7)	Tim Ahearne IRL	GBR	14.915OR
2, (B9)	Garfield MacDonald	CAN	14.76

3, (C2)	Edvard Larsen	NOR	14.395
4, (C4)	Calvin Bricker	CAN	14.095
5, (A3)	Platt Adams	USA	14.07
6, (C1)	Frank Mount Pleasant	USA	13.97
7,	Karl Fryksdahl	SWE	13.645
8,	John Brennan	USA	13.59

(Competitors: 19; Countries: 7)

Series	1	2	3	4	5	6
Ahearne	13.92	14.72	x	14.62	x	14.915
MacDonald		14.12			14.59	14.76
Larsen		14.395		14.34		

As in the long jump, the athletes had three jumps in three separate groups, with the top three then taking a further three jumps. After an unhappy long jump competition, Ahearne made amends, having a fierce duel with Garfield MacDonald. Ahearne led the qualifying round, winning the second section with 14.725 ahead of MacDonald's 14.12. The fact that the USA were shut out of the medals seemed as pleasing to the British press as the win by Ahearne. This was Ahearne's best ever mark, but not the family record, as his younger brother Dan emigrated to the USA, dropped the final "e" from the surname, and by 1911 had leaped 15.52.

### Stockholm, 15 Jul 1912

1,	Gustaf Lindblom	SWE	14.76
2,	Georg Åberg	SWE	14.51
3,	Eric Almlöf	SWE	14.17
4,	Erling Vinne	NOR	14.14
5,	Platt Adams	USA	14.09
6,	Edvard Larsen	NOR	14.06
7,	Hjalmar Ohlsson	SWE	14.01
8,	Nils Fixdal	NOR	13.96

(Competitors: 20; Countries: 8; Finalists: 3)

Series	1	2	3	4	5	6
Lindblom	14.74	14.76	14.20	x	14.35	14.32
Åberg	13.58	13.90	14.51	x	14.03	x
Almlöf	x	13.46	14.17	x	13.85	14.10
Vinne	13.63	14.14	13.34			
Adams	13.72	14.09	x			
Larsen	13.27	13.90	14.06			

The world record holder Dan Ahearne missed part of the 1912 season, and didn't get to Stockholm; 1912 was the only year between 1910 and 1918 that he did not win the US title. The leading contender prior to the Games was Charles Brickley, who won the US Eastern trials with 14.45, but he could reach only 13.88 in Stockholm for ninth place. In the first group Åberg moved from a non-qualifying position with his third jump, which shattered the Swedish record (14.12 – Gustaf Nordén) with 14.51. This lasted until the first-round of the next pool, when Lindblom jumped 14.74, which he further improved on his next jump. Almlöf's 14.17 in the final round of the same group assured Sweden of its only field event sweep in Olympic athletics history.

### Antwerp, 21 Aug 1920

1,	Vilho Tuulos	FIN	14.505
2,	Folke Janson	SWE	14.48
3,	Erik Almlöf	SWE	14.27
4,	Ivar Sahlin	SWE	14.175
5,	Sherman Landers	USA	14.17
6,	Dan Ahearne	USA	14.08
7,	Ossian Nylund	FIN	13.74
8,	Howard Baker	GBR	13.675

(Competitors: 21; Countries: 8; Finalists: 6)

Series	1	2	3	4	5	6
Tuulos	14.505	14.46	14.395	x	14.22	14.50
Janson	14.16	13.70	14.16	x	14.23	14.48

Series	1	2	3	4	5	6
Almlöf	x	13.92	14.19	14.19	14.27	x
Sahlin	x	13.86	x	13.925	13.775	14.175
Landers	14.00	13.865	x	x	x	14.17
Ahearne	13.75	x	x	14.08	13.90	x
Nylund	13.74	13.695	13.37			

Tuulos had jumped 15.30 in the pre-Olympic year, making him the number two performer of all-time. He opened the competition with 14.505, which would be enough to win. After the qualifying round, Almlöf (14.19) and Janson (14.16) were in the medal positions, with Landers fourth. The final, two days later, began at the unusual time of 11:30. Almlöf improved to 14.27 in round 5, ahead of Janson's 14.23. Landers had a foul of about 14.30, and then jumped 14.17 in the final round. The third Swede, Sahlin, moved just ahead of Landers with his last effort of 14.175. Janson also produced his best in the sixth round, a jump good enough for first place, except that he fell back to 14.48, just behind the Finn. Janson jumped 15.09 in Paris a week later in a USA v SWE v FRA international. Tuulos, who had already won two national championships, went on to win a further seven titles up to 1928.

### Paris, 12 Jul 1924

1,	"Nick" Winter	AUS	15.525WR
2,	Luis Brunetto	ARG	15.425
3,	Vilho Tuulos	FIN	15.37
4,	Väinö Rainio	FIN	15.01
5,	Folke Janson	SWE	14.97
6,	Mikio Oda	JPN	14.35
7,	Earle Wilson	USA	14.235
8,	Ivar Sahlin	SWE	14.16

(Competitors: 20; Countries: 12)

Series	1	2	3	4	5	6
Winter	x	15.18	x	15.13	x	15.525
Brunetto	15.425	15.02	14.70			
Tuulos	x	14.84	x	15.37		
Rainio	14.94	15.01				

Brunetto shook the field in the first round, improving his South American record by 27cm to 15.42 to move to number three on the all-time list behind Ahearne (15.52) and Tuulos (15.48). Winter responded with 15.18, beating his national record by 3cm. Tuulos then produced a big jump in round 4, just 5cm behind Brunetto, and Oda then had a foul of just over 15m. After a fifth round foul of around 15.85, Winter produced a massive jump in the final round, which was estimated by experts to be 15.60 or better. The measurement then was announced at 15.525, breaking Ahearne's world record by half a centimetre.

### Amsterdam, 2 Aug 1928

1, (A5)	Mikio Oda	JPN	15.21
2, (B10)	Levi Casey	USA	15.17
3, (A3)	Vilho Tuulos	FIN	15.11
4, (B3)	Chuhei Nambu	JPN	15.01
5, (A2)	Toimi Tulikoura	FIN	14.70
6, (B2)	Erkki Järvinen	FIN	14.65
7, (A8)	Willem Peters	NED	14.55
8, (B1)	Väinö Rainio	FIN	14.41

(Competitors: 24; Countries: 13; Finalists: 12)

Series	1	2	3	4	5	6
Oda	15.02	15.13	15.21	x	14.30	x
Casey	14.13	14.53	14.93	x	x	15.17
Tuulos	x	14.13	14.73	14.97	15.09	15.11
Nambu	14.75	14.35	15.01	x	14.21	15.00
Tulikoura	14.37	14.53	14.70	14.34	x	14.62
Järvinen	14.63	14.65	14.23	14.06	x	x
Peters	x	13.79	14.55			
Rainio	14.22	14.41	x			



The field was divided into two sections, with the top six after three rounds taking three further jumps. In the first group Oda quickly took charge with 15.01 and emphasised his superiority with 15.13 and then 15.21, which would be the gold medal winning jump. Tuulos (14.73) and Tulikoura (14.70) qualified for the final stages, while the other group was won by Nambu (15.01) ahead of Casey (14.93) and Järvinen (14.65). Peters had a first round foul of around 15.05. In the finals, only Casey, with 15.17 and veteran Tuulos (15.11) improved, both gaining medals. Oda set 20 national records in Olympic events between 1922 and 1931 and won six Far Eastern Asian Games titles in the long and triple jump and decathlon. He retained a life long love of athletics and died in 1998 at the age of 93.

### Los Angeles, 4 Aug 1932

1, (3)	Chuhei Nambu	JPN	15.72WR
2, (15)	Eric Svensson	SWE	15.32
3, (12)	Kenkichi Oshima	JPN	15.12
4, (5)	Eamonn Fitzgerald	IRL	15.01
5, (14)	Willem Peters	NED	14.93
6, (6)	Sol Furth	USA	14.88
7, (11)	Sidney Bowman	USA	14.87
8, (13)	Rolland Romero	USA	14.85

(Competitors: 16; Countries: 12)

Series	1	2	3	4	5	6
Nambu	15.07	14.67	15.22	14.89	15.72	14.85
Svensson	14.21	15.32	x	14.70	14.77	x
Oshima	x	x	15.05	x	14.85	15.12
Fitzgerald	14.89	15.01				

Defending champion and world record holder Oda was injured and placed only 12th with 13.97. His place as top Japanese jumper was ably taken by Nambu, who led in the first round with 15.07, and then responded to Svensson's 15.32 in the second round with 15.22. He then set a world record 15.72 in the fifth round. In doing so, Nambu became the only man ever to officially hold both the long and triple jump world records.

### Berlin, 6 Aug 1936

1, (18)	Naoto Tajima	JPN	16.00WR
2, (7)	Masao Harada	JPN	15.66
3, (8)	Jack Metcalfe	AUS	15.50
4, (9)	Heinz Wöllner	GER	15.27
5, (11)	Rolland Romero	USA	15.08
6, (20)	Kenkichi Oshima	JPN	15.07
7, (3)	Erich Joch	GER	14.88
8, (17)	Dudley Wilkins	USA	14.83

(Competitors: 31; Countries: 19; Finalists: 23)

Series	1	2	3	4	5	6
Tajima	15.76	x	15.44	16.00	15.65	x
Harada	15.39	15.45	15.42	15.50	15.27	15.66
Metcalfe	15.50	x	14.67	14.83	x	15.20
Wöllner	15.27	x	x	14.53	x	14.23
Romero	14.68	x	14.90	x	15.08	15.04
Oshima	15.07	x	x	x	x	x
Joch	14.88	14.54	14.88			
Wilkins	14.83	x	14.83			

The Japanese had been succeeded by Jack Metcalfe as world record holder with 15.78 in 1935. After Harada jumped 15.45 in the opening round, the Australian took the lead with 15.50 on the next jump of the competition. The 18th to jump was Tajima, who broke the Olympic record with 15.76, the second best jump of all-time.

The first three rounds reduced the field from 23 to six; the qualifying had been a too generous 14.00. The fourth round yielded 15.50 for Harada, who was to improve to 15.66 in the final round, and win a silver medal. Later in that round Tajima soared to the first ever 16m jump, his three phases being 6.20, 4.80 and 5.00. Oshima, who had been the best Japanese triple jumper from 1933 to 1935 had a poor day, with five fouls as he tried to catch his teammates.

### London, 3 Aug 1948

1, (1)	Arne Åhman	SWE	15.40
2, (3)	George Avery	AUS	15.365
3, (14)	Ruhi Sarialp	TUR	15.025
4, (7)	Preben Larsen	DEN	14.83
5, (10)	Geraldo de Oliveira	BRA	14.825
6, (12)	"Valle" Rautio	FIN	14.70
7, (8)	Les McKeand	AUS	14.53
8, (11)	Adhemar da Silva	BRA	14.49

(Competitors: 27; Countries: 16; Finalists: 14)

Series	1	2	3	4	5	6
Åhman	15.40	14.68	14.89	14.58	x	x
Avery	15.365	x	14.67	14.32	14.78	
Sarialp	14.23	15.025	14.91	15.02	x	

The world list was headed in 1948 by Keizo Hasegawa, but Japanese (and Germans) were not allowed to compete in the London Olympics. The most consistent performers of 1947-48 had been the Swedes Lennart Moberg and Arne Åhman, but Moberg had a rare off-day in the final, placing 13th with 14.21.

More unlucky yet was Henry Rebello of India – fifth on the pre-Olympic lists with 15.29. Reaching himself for his first jump he had to wait 30 minutes before being allowed to compete because of various victory ceremonies. Not surprisingly, in the cold conditions, he pulled a muscle on his run-up. The qualifiers had been led by the stylish George Avery with 15.33, and Avery produced his best jump in the first round, 15.36. Åhman, a springy type (1.98 high jump in 1949) without great speed, also produced his best jump in the first round. His 15.40 was enough to take the gold medal. Sarialp won Turkey's only athletics medal in Olympic history, while European Champion Rautio, well down in Olympic year on his 1946 form, managed only sixth place.

### Helsinki, 23 Jul 1952

1, (2)	Adhemar da Silva	BRA	16.22WR
2, (8)	Leonid Shcherbakov	RUS URS	15.98
3, (3)	Asnoldo Devonish	VEN	15.52
4, (4)	Walter Ashbaugh	USA	15.39
5, (1)	Rune Nilsen	NOR	15.13
6, (15)	Yoshio Iimuro	JPN	14.99
7, (10)	Geraldo de Oliveira	BRA	14.95
8, (9)	Roger Norman	SWE	14.89

(Competitors: 40; Countries: 25; Finalists: 15)

Series	1	2	3	4	5	6
da Silva	15.95	16.12	15.54	16.09	16.22	16.05
Shcherbakov	15.07	15.26	15.18	15.98	15.84	x
Devonish	15.04	15.52	-	-	-	-
Ashbaugh	15.05	15.39	14.56	14.50	15.38	x
Nilsen	15.13	14.21	x	14.70	x	x
Iimuro	14.99	x	x	x	14.66	13.70
de Oliveira	x	14.95	12.66			
Norman	14.89	x	14.39			

This was seen as a likely battle between Europe's best Shcherbakov, and da Silva the world record holder. It was da Silva who led the qualifiers with his 15.32. After an opening jump within 6cm of his 16.01 world record, da Silva thrilled the knowledgeable crowd with his second jump of 16.12. The surprising Devonish moved into second place with 15.52 ahead of Ashbaugh (15.39) and Shcherbakov (15.26).

The Russian improved to a fine 15.98, a European record, in the third round, while da Silva again broke the old record with 16.09, and then followed with three phases of 6.22, 4.75 and 5.25, totalling 16.22 for his second world record. His speed on the runway was unexceptional, but his ability to retain his rhythm throughout the three phases was unmatched because of the remarkable elasticity in his legs. The popular Brazilian rounded out his afternoon with another 16m+ jump, this time 16.05. He had beaten the existing world record four times, and averaged 15.995!

**Melbourne, 27 Nov 1956**

1, (9)	Adhemar da Silva	BRA	16.35OR
2, (13)	Vilhjálmur Einarsson	ISL	16.26w
3, (20)	Vitold Kreyer	RUS	16.02
4, (6)	Bill Sharpe	USA	15.88
5, (10)	Martin Řehák	CZE	TCH 15.85w
6, (3)	Leonid Shcherbakov	RUS	URS 15.80
7, (19)	Koji Sakurai	JPN	15.73
8, (17)	Teruji Kogake	JPN	15.64

(Competitors: 32; Countries: 20; Finalists: 22)

Series	1	2	3	4	5	6
da Silva	15.69	16.04	15.90	16.35	16.26	16.21
Einarsson	x	16.26w	15.81	x	15.61	x
Kreyer	15.83	x	16.02	15.51	x	x
Sharpe	15.88	x	14.15	x	x	x
Řehák	15.58w	x	15.85w	x	15.10w	15.63w
Shcherbakov	15.75	x	15.58	x	15.80	15.12
Sakurai	15.73	15.59	15.29			
Kogake	15.64	14.71w	15.01			

World record holder da Silva was favourite to win, though Shcherbakov and Kogake were considered dangers because they had both jumped farther than 16.40. Standards had risen sharply in the previous four years with the result that 22 exceeded the qualifying standard of 14.80. Kogake (15.64) and Shcherbakov (15.59) led the way.

The first shock came when Sharpe set a US record of 15.88 to lead the field at the end of the first round. This was far exceeded by the 16.26 in the next round by Einarsson, who had jumped 15.83 in Sweden in October. Da Silva also went over 16m with 16.04, before bouncing out to 16.35, his best ever jump at low altitude. Kreyer had meanwhile passed Sharpe with 16.02, and further 16m jumps were the property of da Silva, who rounded out his day with 16.26 and 16.21.

The Australian publication *Olympic Saga* noted that da Silva had produced "a magnificent exhibition of rhythmic strength, casual grace, controlled power, concentration under pressure, and superb co-ordination."

**Rome, 6 Sep 1960**

1, (4)	Józef Schmidt	POL	16.81OR
2, (10)	Vladimir Goryayev	BLR	URS 16.63
3, (5)	Vitold Kreyer	RUS	URS 16.43
4, (3)	Ira Davis	USA	16.41
5, (11)	Vilhjálmur Einarsson	ISL	16.37
6, (9)	Ryszard Malcherczyk	POL	16.01
7, (12)	Manfred Hinze	GER/GDR	15.93
8, (2)	Kaari Rahkamo	FIN	15.84

(Competitors: 39; Countries: 25; Finalists: 15)

Series	1	2	3	4	5	6
Schmidt	16.78	x	16.81	x	16.63	13.48
Goryayev	16.11	16.39	15.55	16.63	16.28	x
Kreyer	16.21	16.00	15.96	16.01	15.91	16.43
Davis	x	16.41	x	16.13	x	16.05
Einarsson	16.37	16.06	15.90	16.24	x	16.36
Malcherczyk	15.87	16.01	15.83	15.82	13.18	14.66
Hinze	15.93	x	15.84			
Rahkamo	15.84	x	15.71			

Józef Schmidt became the first man to jump 17m a month before the Games, roughly equivalent to 17.50 on the springy surfaces now used. He was a hot favourite, and led 15 men over the 15.50 qualifying mark with a new Olympic record of 16.44. Da Silva made his fourth final with 15.61, but was a shadow of his former self in the final with 15.07 for 14th place. Schmidt won the title with his opening jump of 16.78. Showing more swiftness than previous record holders, Schmidt's 10.4 speed for 100m allied with good technique gave him a powerful advantage over his contemporaries, and he exhibited his ability with his third round jump of 16.81. Behind him Davis overtook Einarsson's opening 16.37 with 16.41 in the second round. A 9.5 man over 100y, Davis was brimming with speed but lacked the discipline that comes from regular

competition at the top level in the event. He was overtaken by Goryayev in round 4 with 16.63, and by Melbourne bronze medallist Kreyer with the Russian's last jump of 16.43. Davis went to shake hands, which Kreyer – thinking he should wait till the very end of the competition before congratulations – rebuffed, to the anger of the crowd. The boos which greeted Kreyer's name at the victory ceremony reduced the Russian to tears.

**Tokyo, 16 Oct 1964**

1, (2)	Józef Schmidt	POL	16.85OR
2, (13)	Oleg Fedoseyev	RUS	URS 16.58
3, (6)	Viktor Kravchenko	RUS	URS 16.57
4, (9)	Fred Alsop	GBR	16.46
5, (7)	Şerban Ciocină	ROU	16.23
6, (11)	Manfred Hinze	GER/GDR	16.15
7, (1)	Georgi Stoykovski	BUL	16.10
8, (3)	Hans-Jürgen Rückborn	GER/GDR	16.09

(Competitors: 34; Countries: 22; Finalists: 13)

Series	1	2	3	4	5	6
Schmidt	16.37	16.65	16.58	x	14.55	16.85
Fedoseyev	15.73	15.67	16.35	16.20	16.58	16.38
Kravchenko	16.14	16.38	16.17	16.57	16.10	15.99
Alsop	16.46	x	16.14	x	x	16.14
Ciocină	15.79	16.23	15.70	16.10	15.79	15.77
Hinze	15.81	16.06	16.15	x	13.63	x
Stoykovski	15.30w	15.96	16.10			
Rückborn	16.09	x	15.52			

Schmidt had surgery on his knee in late August, and was not considered a possible winner by the cognoscenti. He had one competition at the end of September, reaching 15.81, while Takeyuki Okazaki (JPN) and the veteran US star Davis were considered as the best medal prospects. The best qualifier was Britain's Alsop, who set a national record of 16.41, while the failure of Vitold Kreyer (URS), the double bronze medallist was the biggest shock. He reached only 15.71, below the required 15.80.

Schmidt qualified with a seasonal best of 16.18, and improved to 16.37 in the first round of the final, behind Alsop's second Ukm record of 16.46. Schmidt overtook the Briton with 16.65 in round 2. Both Davis (16.00) and Okazaki (15.90) failed to make it to the final six. Alsop had to succumb to the Soviets as Kravchenko (16.57) and Fedoseyev (16.58) both slipped by. Schmidt responded to these improvements by bounding out to an Olympic record 16.85, remarkable jumping for a man not long out of hospital.

**Mexico City, 17 Oct 1968**

1, (9)	Viktor Saneyev	GEO	URS 17.39WR
2, (4)	Nélson Prudêncio	BRA	17.27
3, (11)	Giuseppe Gentile	ITA	17.22
4, (10)	Art Walker	USA	17.12w
5, (2)	Nikolay Dudkin	BLR	URS 17.09w
6, (8)	Phil May	AUS	17.02
7, (5)	Józef Schmidt	POL	16.89
8, (3)	Mansour Dia	SEN	16.73w

(Competitors: 34; Countries: 24; Finalists: 13)

Series	1	2	3	4	5	6
Saneyev	16.49	16.84	17.23	17.02	16.81w	17.39
Prudêncio	16.33	17.05	16.75	x	17.27	17.15
Gentile	17.22	x	x	x	16.54w	x
Walker	15.43	16.45	16.77w	16.48	x	17.12w
Dudkin	16.15	16.70	16.37w	16.73w	17.09w	16.53w
May	15.48	16.58	16.51	17.02	x	-
Schmidt	16.06	16.77	x	16.66	x	16.89
Dia	16.71	16.48	15.44	16.73w	16.64w	15.83

In 1955, Adhemar da Silva had set a world record in Mexico City, and Saneyev and Walker were both considered as potential world record breakers at the same venue. Less favoured was Italy's Gentile, seventh

on the pre-Olympic lists, who therefore amazed onlookers with a world record of 17.10 in the second round of the qualifying competition. The other major surprise of the preliminary was Pertti Pousi (FIN), world leader at 17.00, who managed only 15.84.

Gentile again produced a superb jump – this time in the opening round of the final, as he landed standing up at the new world mark of 17.22. Both of the Italian's records were in still conditions, but the wind began to pick up a little as Prudêncio kept Brazil's traditions alive with 17.05/+1.8 in the next round. Then Viktor Saneyev came into the reckoning, jumping 17.23/+2.0 to move from third to first. The Georgian held the lead until the fifth round, when Prudêncio leapt 17.27/+2.0 for the third world record of the day. Prudêncio backed up his record with 17.15 in the final round, only to see the superb Saneyev bound out to 17.39/+2.0 (!) for gold and the final record of the afternoon.

Art Walker, who had suffered step problems all afternoon, took off just behind the board but leapt a good 17.12w with the penultimate jump of the contest. The pre-Olympic world record had been bettered with eight jumps, of which six were wind legal, though the last three records were all aided by the coincidental maximum legal wind of 2.0.

### Munich, 4 Sep 1972

1, (7) Viktor Saneyev GEO	URS	17.35w
2, (8) Jörg Drehmel	GDR	17.31
3, (5) Néelson Prudêncio	BRA	17.05
4, (1) Carol Corbu	ROU	16.85w
5, (3) John Craft	USA	16.83
6, (4) Mansour Dia	SEN	16.83w
7, (9) Michal Joachimowski	POL	16.69
8 (6) Kristen Fløgstad	NOR	16.44

(Competitors: 36; Countries: 28; Finalists: 12)

Series	1	2	3	4	5	6
Saneyev	17.35w	16.71	17.19	x	16.98w	x
Drehmel	x	17.02	x	x	17.31	15.34w
Prudêncio	16.87	16.61	16.35	16.88w	x	17.05
Corbu	16.62	16.85w	16.40	x	13.72	x
Craft	16.77	16.75	16.83	16.26	x	x
Dia	16.77	16.83w	x	x	16.15	x
Joachimowski	16.69	x	14.62	14.98	x	x
Fløgstad	x	16.44	x	x	15.97	x

This was expected to be a battle between Saneyev, and Drehmel who had surprised the great Georgian jumper in winning the '71 European title. On his first jump in the final Saneyev took care to hit the board, but still cut the sand at 17.35 with a barely illegal wind of +2.2 on an effort which featured a tremendous jump phase. Drehmel fouled his first jump, and, playing safe, hit 17.02 on his second jump. The powerful GDR star fouled his next two jumps, the second of which was in the area of 17.50. Saneyev had meanwhile produced a supporting effort of 17.19. No-one else was over 16.90, until Drehmel reached 17.31 for a GDR record and silver, with Prudêncio getting beyond 17m on his last jump for the final medal.

### Montreal, 30 Jul 1976

1, (7) Viktor Saneyev GEO	URS	17.29
2, (8) James Butts	USA	17.18
3, (4) João de Oliveira	BRA	16.90
4, (11) Pedro Pérez	CUB	16.81
5, (3) Tommy Haynes	USA	16.78
6, (10) Wolfgang Kolmsee	FRG	16.68
7, (1) Eugeniusz Biskupski	POL	16.49
8, (6) Carol Corbu	ROU	16.43

(Competitors: 25; Countries: 18; Finalists: 12)

Series	1	2	3	4	5	6
Saneyev	x	16.71	17.06	x	17.29	x
Butts	16.69	16.76	14.80	17.18	16.55	16.61
de Oliveira	x	16.15	16.85	14.91	16.69	16.90

Series	1	2	3	4	5	6
Pérez	16.81	16.24	16.48	16.47	x	x
Haynes	15.46	x	16.68	16.78	16.71	16.71
Kolmsee	16.23	x	16.68	16.58	16.31	x
Biskupski	15.91	x	16.49	x	15.79	x
Corbu	16.07	16.18	16.43	x	16.00	x

This was an event which ran to form, as Saneyev, world record holder Oliveira, and America's best James Butts were considered the class of the field. The final was led in round one by Pedro Pérez, who had set an altitude-assisted world record in the 1971 Pan American Games, but otherwise had never impressed in major competitions. It was only in round 3 that Oliveira edged past the Cuban with 16.85, and then Saneyev produced the competition's first 17m jump. Butts uncorked a legal lifetime best in round 4, and looked set to take the USA's first gold since 1904. Saneyev was rightly regarded as the event's greatest ever competitor, and he replied in round 5 with his 17.29 after hitting the board for the one and only time of the competition. Oliveira improved slightly in the last round, and the medals were settled.

### Moscow, 25 Jul 1980

1, (8) Jaak Uudmäe EST	URS	17.35
2, (12) Viktor Saneyev GEO	URS	17.24
3, (10) João de Oliveira	BRA	17.22
4, (6) Keith Connor	GBR	16.87
5, (7) Ian Campbell	AUS	16.72
6, (5) Atanas Chochev	BUL	16.56
7, (4) Béla Bakosi	HUN	16.47
8, (9) Ken Lorroway	AUS	16.44

(Competitors: 23; Countries: 19; Finalists: 12)

Series	1	2	3	4	5	6
Uudmäe	x	16.83	17.35	x	17.08	17.28
Saneyev	16.85	16.53	17.04	x	17.07	17.24
de Oliveira	16.96	x	17.22	x	x	x
Connor	16.32	16.64	16.51	16.87	14.54	16.48
Campbell	x	16.72	x	x	x	x
Chochev	16.12	16.55	x	x	-	16.56
Bakosi	x	16.28	16.11	16.47	16.03	15.77
Lorroway	16.12	16.44	16.20	16.40	-	15.70

An innocuous qualifying round saw only seven men meet the standard of 16.55, and 16.42 became the cut-off point for 12 finalists. The final opened quietly enough when Oliveira cleared 16.96 to take an early lead from Saneyev (16.85). Other than Campbell's 17.02 in the qualifying, the crowd had to wait until round 3 to see a 17m jump. The best of them came from Campbell; the speedy Australian hit the board well and landed beyond Saneyev's 17.39 Olympic record flag at around 17.50. A few moments later an official raised a red flag, claiming that Campbell had grazed his foot along the ground. Campbell protested vehemently to the judges, who had the pit raked before any measurement could be made. He later said, "If I had dragged my foot ... with six spikes on the shoe, I would either have fallen forward or lost my balance and had to abort the jump ... the physical evidence just doesn't add up." Videotape of the jump showed quite clearly that the Australian had not fouled, and he was thus deprived of a certain medal.

On the next jump, Uudmäe made the leap of his life, reaching 17.35 to take a big lead. Oliveira then reached 17.22 and Saneyev 17.04. Neither Campbell nor de Oliveira had another legal jump. The Brazilian had two long efforts ruled invalid. He was seen to walk away angrily after examining the board for signs of a foul. Both jumps were in the region of the 17.35 lead. In the final round Uudmäe supported his winning jump with 17.28, and the last jump of the competition – and of his career – belonged to Saneyev. The 34 year-old produced a fine jump of 17.24, but was annoyed with himself for not waiting until the wind dropped – the headwind was 1.24 metres per second, but with three golds and a silver he almost matched Al Oerter's medal achievements in an event where age was a much greater problem than in the discus throw.

In 2015 Australia appealed again to both the IAAF and the IOC regarding the third round jump of Campbell. "I defy anyone looking at

that video footage to see any evidence whatsoever of a scrape. You can tell with the naked eye that the trailing leg came through with a full unimpeded clearance, and made no contact with the track,” said Athletics Australia President David Grace. “We say there were errors made, and the result of those errors should be corrected and an additional gold medal awarded to Ian Campbell to recognise the fact that he did jump the winning distance.”

### Los Angeles, 4 Aug 1984

1, (11) Al Joyner	USA	17.26w
2, (6) Mike Conley	USA	17.18
3, (3) Keith Connor	GBR	16.87
4, (1) Zou Zhenxian	CHN	16.83
5, (9) Peter Bouschen	FRG	16.77
6, (5) Willie Banks	USA	16.75
7, (8) Ajayi Agbepaku	NGR	16.67
8, (10) Eric McCalla	GBR	16.66

(Competitors: 28; Countries: 21; Finalists: 12)

Series	1	2	3	4	5	6
Joyner	17.26w	17.04	16.83	-	16.94	17.04
Conley	16.91	x	17.18	x	x	x
Connor	16.72	16.87	x	16.63	16.67	16.81
Zou	16.83	16.71	16.16	x	16.33	16.40
Bouschen	16.04	16.77	16.38	16.58	16.28	16.75
Banks	16.23	16.75	x	x	16.33	16.51
Agbepaku	14.84	16.67	Injured			
McCalla	16.64	x	15.89	-	x	16.66

Mike Conley, one of the greatest talents in US track history, was favourite. He had won the US Trials with 17.50, and specialised in producing last round winning jumps. Seven of the world's 10 best jumpers were prevented from competing by the Soviet revenge boycott, leaving the US jumpers and European Champion Keith Connor – not the athlete he had been two years earlier – as the medal contenders.

Conley had enhanced his position with a qualifying jump of 17.36, the longest ever jump in a preliminary round, while Britain's surprising Eric McCalla was the one other man over 17m with 17.01. Conley took the lead in the first round with 16.91, until the number three American Al Joyner bolted down the runway and soared to 17.26, a jump aided by a barely illegal breeze of +2.1. Conley responded with 17.18 in the third round, but his series was peppered with fouls – the longest of which was in the final round, when he jumped over 17.60. Connor took the bronze with a mere 16.87. The Druzhba event in Moscow two weeks later saw three men clear 17.29 or better.

### Seoul, 24 Sep 1988

1, (10) Khristo Markov	BUL	17.61OR
2, (4) Igor Lapshin	BLR	URS 17.52
3, (6) Aleksandr Kovalenko	BLR	URS 17.42
4, (9) Oleg Protsenko	RUS	URS 17.38
5, (11) Charles Simpkins	USA	17.29
6, (1) Willie Banks	USA	17.03
7, (2) Ivan Slanář	CZE	TCH 16.75
8, (12) Jacek Pastusiński	POL	16.72

(Competitors: 43; Countries: 31; Finalists: 12)

Series	1	2	3	4	5	6
Markov	17.61	x	15.71	17.54	x	17.10
Lapshin	16.75	17.09	x	x	x	17.52
Kovalenko	17.42	17.40	x	x	-	x
Protsenko	17.38	x	x	17.31	x	16.61
Simpkins	16.62	x	x	-	x	17.29
Banks	x	17.03	16.90	-	16.86	x
Slanář	16.58	16.75	16.59	x	x	16.24
Pastusiński	16.72	x	x	x	16.50	16.56

The qualifying was led by the three Soviet jumpers, topped by Lapshin (17.37), with World Champion Markov the only other jumper to reach the qualifying distance of 16.90. A leap of 16.29 sufficed to make it through to the final. Kovalenko was the first to exceed 17m in the final

with 17.42, to be followed by Protsenko with 17.38, both men using the board well with perhaps 5cm to spare.

Markov, possibly the best power jumper ever, then produced the winning jump – 17.61 – with the three phases measuring 6.00, 5.40 and 6.21. Only Kovalenko with 17.40 in round 2, and Protsenko with 17.31 in the fourth round, were able to respond positively to Markov's jump until the final round. Lapshin, the third Soviet finally got his run-up almost right, floating out to 17.52 with his last jump – measured from take-off at 17.69.

### Barcelona, 3 Aug 1992

1, (7) Mike Conley	USA	18.17w
2, (2) Charles Simpkins	USA	17.60
3, (12) Frank Rutherford	BAH	17.36
4, (11) Leonid Voloshin	RUS	EUN 17.32
5, (10) Brian Wellman	BER	17.24
6, (9) Yoelbi Quesada	CUB	17.18
7, (5) Aleksandr Kovalenko	BLR	EUN 17.06
8, (3) Zou Sixin	CHN	17.00

(Competitors: 47; Countries: 32; Finalists: 12)

Series	1	2	3	4	5	6
Conley	16.82	17.63	17.19	17.54	x	18.17w
Simpkins	16.87	16.66	x	16.74	17.29	17.60
Rutherford	16.75	17.36	17.36	17.16	16.33	x
Voloshin	17.32	17.24	x	x	17.32	16.82
Wellman	16.98	17.24	16.99	x	x	x
Quesada	17.15	16.75	17.05	x	17.04	17.18
Kovalenko	16.84	16.92	x	16.78	17.06	x
Zou	x	17.00	x	x	-	-

Eight of the 12 finalists made the qualifying distance of 17.00, with 16.91 the cut-off, as reigning champion Markov (16.46), and '92 World Cup winner Jonathan Edwards (15.76) were among the 33 who did not qualify. Voloshin, the European Champion and slight favourite led the first round with 17.32. In second place was Quesada, who celebrated his 19th birthday a day early with 17.15, the first of four jumps by him beyond 17m.

Voloshin was overtaken by Conley in the second round. Conley had missed the Seoul Games after a controversial judging decision in the US Trials, and Barcelona was his opportunity for absolution. His jump here was 17.63, a new Olympic record, which would be threatened only by Simpkins in the last round. Frank Rutherford also moved into a medal position in round 2 with 17.36; the Bahamian repeated the 17.36 in the next round, heading off Voloshin's second 17.32 in the fifth round. In the final round Conley produced his usual sixth round surge, this time a lifetime best of 18.17 – 20cm beyond the world record, aided by a barely illegal wind of 2.1, the only jump of the competition to be windy.

### Atlanta, 27 Jul 1996

1, (10) Kenny Harrison	USA	18.09OR
2, (3) Jonathan Edwards	GBR	17.88
3, (6) Yoelbi Quesada	CUB	17.44
4, (12) Mike Conley	USA	17.40
5, (5) Armen Martirosyan	ARM	16.97
6, (4) Brian Wellman	BER	16.95
7, (7) Galin Georgiev	BUL	16.92
8, (11) Robert Howard	USA	16.90

(Competitors: 43; Countries: 32; Finalists: 12)

Series	1	2	3	4	5	6
Harrison	17.99	x	-	18.09	-	x
Edwards	x	x	17.13	17.88	x	x
Quesada	17.04	17.29	x	17.44	x	x
Conley	17.08	x	16.17	17.40	x	x
Martirosyan	16.85	x	16.97	16.48	x	16.34
Wellman	16.95	x	16.82	x	x	x
Georgiev	16.85	x	x	x	x	16.92
Howard	16.72	16.83	16.90	x	16.44	16.52

Edwards revolutionised the event in 1995, setting two world records in the world championships and becoming the first man to jump 60 feet with 18.29. His principal rivals were Cubans Quesada and Urrutia, and Americans Conley and '91 World Champion Harrison. Only Aliecer Urrutia of the favourites missed the final, jumping 16.71, while Harrison led the qualifiers with 17.58.

Harrison had won the US Trials in his only other competition of the outdoor season with 18.01w, and he opened here with a new legal Olympic best of 17.99. The experienced Conley jumped a safe 17.08 two jumps later to ensure a full six jump series, but only Quesada produced a legal jump of any consequence in round 2 with 17.24. Edwards had two fouls before making a safe 17.13 jump in round 3. Round 4 produced fireworks as Edwards recovered his elegant form, floating out to 17.88, to be followed by the three other contenders all achieving their best of the competition; Quesada (17.40), Harrison with an Olympic and American record 18.09 with his muscular style, and Conley with a good 17.40. Edwards finished with two fouls, one of them over 18.15, but the day belonged to Harrison.

### Sydney 25 Sep 2000

1, (5) Jonathan Edwards	GBR	17.71
2, (2) Yoel García	CUB	17.47
3, (7) Denis Kapustin	RUS	17.46
4, (8) Yoelbi Quesada	CUB	17.37
5, (1) Larry Achike	GBR	17.29
6, (9) Phillips Idowu	GBR	17.08
7, (6) Robert Howard	USA	17.05
8, (10) Paolo Camossi	ITA	16.96

(Competitors: 39; Countries: 27; Finalists: 12)

Series	1	2	3	4	5	6
Edwards	17.12	17.37	17.71	17.06	-	x
Garcia	17.15	17.19	17.19	x	16.70	17.47
Kapustin	x	17.46	16.73	17.17	x	17.16
Quesada	17.19	x	x	x	x	17.37
Achike	17.29	x	x	x	17.00	x
Idowu	16.97	x	16.83	17.08	x	x
Howard	x	17.05	16.59	x	16.75	16.77
Camossi	16.96	16.60	x	16.39	16.95	x

The qualifying was led by Britons Achike (17.30) and Idowu (17.12) and local favourite Andrew Murphy (17.12). Event favourite Jonathan Edwards jumped 17.08, while injured World Champion Charles-Michael Friedek surprisingly made the final with 16.93.

Achike supported his qualifying jump by leading after round 1 of the final with 17.29. Edwards then took the lead with 17.37, to be overtaken two jumps later by Kapustin's 17.46. Edwards then responded with 17.71. With the order switched after round 3 so that the leader jumped last, Edwards could then watch to see if his position was threatened. No-one got close, though Garcia moved from fifth to second with his final round 17.47. The Cuban tendency to jump well in round 6 was echoed by Quesada who placed 4th with his 17.37.

Edwards had last been a global champion five years earlier, but had been the number one jumper in the world for four of the five seasons prior to Sydney.

### Athens, 22 Aug 2004

1, (1) Christian Olsson	SWE	17.79
2, (10) Marian Oprea	ROU	17.55
3, (4) Danila Burkenya	RUS	17.48
4, (3) Yoandri Betanzos	CUB	17.47
5, (9) Jadel Gregório	BRA	17.31
6, (8) Hristos Melétoglou	GRE	17.13
7, (2) Viktor Gushchinskiy	RUS	17.11
8, (6) Yoelbi Quesada	CUB	16.96

(Competitors: 47; Countries: 36; Finalists: 12)

Series	1	2	3	4	5	6
Olsson	17.69	17.79	17.69	16.82	17.58	-
Oprea	17.55	x	17.47	17.34	-	17.38
Burkenya	16.99	16.68	16.16	17.45	17.48	17.47
Betanzos	x	17.47	x	x	17.24	x
Gregório	17.22	17.27	15.97	x	16.82	17.31
Melétoglou	17.13	x	17.10	17.05	16.82	17.06
Gushchinskiy	x	x	17.11	16.27	16.95	x
Quesada	16.93	x	16.96	x	x	-

Nine of the 12 qualifiers exceeded the automatic qualifying level of 17m, headed by favourite and World Champion Christian Olsson, whose 17.68 was the longest-ever qualifying jump. Among the non-qualifiers was Melvin Lister, winner of the US trials with 17.78.

The Swede settled matters in the final with the first jump of the competition, bounding out to 17.69, a jump he matched in the third round, after sandwiching the winning leap of 17.79 – exceeded in 2004 only by Olsson's indoor best of 17.83. Behind him Oprea was not cowed by Olsson's jumping, producing 17.55 in the first round, and backing it up with three jumps beyond 17.30. Betanzos, who had qualified with 17.53, achieved 17.47 in round two and held the bronze medal until Burkenya jumped 17.48 in round five (part of a three-jump sequence all in excess of 17.45). Olsson's win was Sweden's third in the event, and the first for 56 years.

Sydney sixth-placer Idowu fouled out in the final. His first effort was in the 17.70 range.

### Beijing, 21 Aug 2008

1, (5) Nelson Evora	POR	17.67
2, (7) Phillips Idowu	GBR	17.62
3, (8) Leevan Sands	BAH	17.59
4, (9) David Girat	CUB	17.52
5, (12) Marian Oprea	ROU	17.22
6, (4) Jadel Gregório	BRA	17.20
7, (11) Larry Achike	GBR	17.17
8, (6) Viktor Kuznetsov	UKR	16.87

(Competitors: 39; Countries: 27; Finalists: 12)

Series	1	2	3	4	5	6
Evora	17.31	17.56	x	17.67	17.24	16.52
Idowu	17.51	17.31	17.62	x	17.26	16.41
Sands	16.91	16.55	17.59	17.26	17.32	x
Girat	17.27	17.52	17.24	17.48	x	17.08
Oprea	17.22	x	x	x	x	16.69
Gregorio	17.14	16.55	13.79	16.83	16.78	17.20
Achike	16.74	x	17.17	x	17.04	x
Kuznetsov	16.71	16.87	x	16.81	16.48	x

Four jumpers went beyond 17.00 but failed to qualify, with Cuba's Alexis Copello producing the longest-ever non-qualifier of 17.09. An even dozen made the 17.10 standard, led by Idowu's easy 17.44.

The British World Indoor Champion, undefeated in 2008 was the favourite, and duly led after the first round of the final with 17.51. 2007 World Champion Evora improved from 17.31 to 17.56 in round 2 to take the lead, and was followed by Girat's 17.52. Sands produced a Bahamanian record 17.59 in the third round, immediately after Idowu had jumped 17.62. Evora showed his competitive ability with 17.67 in round 4 (17.80 from toe to heel). The Portuguese jumper effectively deflated the competition with no-one thereafter able to get beyond 17.32, and thus won Portugal's first ever field event gold or medal.

### London, 9 Aug 2012

1, (9) Christian Taylor	USA	17.81
2, (1) Will Claye	USA	17.62
3, (6) Fabrizio Donato	ITA	17.48
4, (5) Daniele Greco	ITA	17.34
5, (12) Leevan Sands	BAH	17.19
6, (2) Benjamin Compaoré	FRA	17.08
7, (10) Tosin Oke	NGR	16.95
8, (8) Alexis Copello	BRA	16.92

(Competitors: 27; Countries: 21; Finalists: 12)

Series	1	2	3	4	5	6
Taylor	x	x	17.15	17.81	17.55	x
Claye	x	17.54	17.43	17.62	17.25	16.66
Donato	17.38	17.44	17.45	17.48	-	x
Greco	16.90	17.34	x	x	-	16.92
Sands	x	17.19	17.12	x	-	-
Compaoré	15.53	17.08	14.16	16.27	13.68	x
Oke	x	16.91	16.95	x	x	x
Copello	16.92	x	x	14.75	x	16.68

The smallest field since 1980 started the qualifying round, with World Champion Taylor leading the way on 17.21. Only Sands was able to join him above the automatic qualifying standard of 17.10.

In the final Donato (35) backed up his recent European title with four excellent jumps, topped by a fourth-round 17.48. By then he had been overtaken by Claye, who jumped 17.54 in the second round, but the Americans were also to peak with their fourth efforts: Taylor 17.81 and Claye 17.62. Claye ended up as the first man since 1936 to win Olympic medals in both the horizontal jumps. Taylor had only made the final eight with his third-round jump of 17.15, which followed two fouls. The phases of his best effort were 6.02, 5.36 and 6.43, plus a 1.6cm margin at the board.

### MEN'S TRIPLE JUMP

#### The Best on Points

31	Viktor Saneyev	URS (GEO)	1968-1, 1972-1, 1976-1, 1980-2
20	Vilho Tuulos	FIN	1920-1, 1924-3, 1928-3
	Mike Conley	USA	1984-2, 1992-1, 1996-4

#### Most Finals

4	Adhemar da Silva	BRA	1948-8, 1952-1, 1956-1, 1960-14
	Saneyev		
	Yoelbi Quesada	CUB	1992-6, 1996-3, 2000-4, 2004-8

#### Most Appearances

4	da Silva		
	Saneyev		
	Francis Doodoo	GHA	1984-23Q, 1988-17Q, 1992-nm/Q, 1996-26Q
	Jonathan Edwards	GBR	1988-23Q, 1992-35Q, 1996-2, 2000-1
	Brian Wellman	BER	1988-34Q, 1992-5, 1996-6, 2000-19=Q
	Quesada		
	Fabrizio Donato	ITA	2000-25Q, 2004-21Q, 2008-21Q, 2012-3
	Phillips Idowu	GBR	2000-6, 2004-nm/Final, 2008-2, 2012-14Q

#### Placing Table

	G	S	B	4	5	6	7	8	M	Points
USA	7	7	3	6	8	6	4	4	17	215
URS/EUN	4	5	4	2	1	1	1	-	13	110
GBR	3	3	1	3	1	1	1	2	7	77
SWE	3	3	2	1	1	-	2	2	8	72
BRA	2	1	3	-	2	1	1	2	6	56
JPN	3	1	1	1	-	3	1	1	5	54
FIN	1	-	2	1	1	2	1	2	3	39
CUB	-	1	1	4	-	1	-	1	2	37
AUS	1	1	1	-	1	1	1	1	3	31
GER	-	1	-	1	2	2	2	1	1	31
POL	2	-	-	-	-	1	3	1	2	26
NOR	-	-	1	2	1	1	-	3	1	26
ROU	-	1	-	1	2	-	-	1	1	21
ITA	-	-	2	1	-	-	-	1	2	18
FRA	-	1	-	-	1	2	-	-	1	17
BAH	-	-	2	-	1	-	-	-	2	16
BUL	1	-	-	-	-	1	2	-	1	15
CAN	-	1	-	1	-	1	-	-	1	15
GRE	-	-	1	-	1	1	1	-	1	15
RUS	-	-	2	-	-	-	1	-	2	14
ISL	-	1	-	-	1	-	-	-	1	11
POR	1	-	-	-	-	-	-	-	1	8
ARG	-	1	-	-	-	-	-	-	1	7
HUN	-	-	-	1	-	-	1	-	0	7
BER	-	-	-	-	1	1	-	-	0	7
TUR	-	-	1	-	-	-	-	-	1	6
VEN	-	-	1	-	-	-	-	-	1	6
CHN	-	-	-	1	-	-	-	1	0	6
NED	-	-	-	-	1	-	1	-	0	6
TCH (CZE)	-	-	-	-	1	-	1	-	0	6
DEN	-	-	-	1	-	-	-	-	0	5

### Men's Triple Jump, continued

#### Placing Table

	G	S	B	4	5	6	7	8	M	Points
IRL	-	-	-	1	-	-	-	-	0	5
ARM	-	-	-	-	1	-	-	-	0	4
SEN	-	-	-	-	-	1	-	1	0	4
NGR	-	-	-	-	-	-	2	-	0	4
UKR	-	-	-	-	-	-	-	1	0	1
<b>Totals</b>	<b>28</b>	<b>28</b>	<b>28</b>	<b>28</b>	<b>28</b>	<b>27</b>	<b>26</b>	<b>25</b>	<b>84</b>	<b>998</b>

#### Breakdown of URS/EUN placings:

RUS	-	2	3	2	1	1	-	-	5	49
GEO	3	1	-	-	-	-	-	-	4	31
BLR	-	2	1	-	-	-	1	-	3	22
EST	1	-	-	-	-	-	-	-	1	8
<b>Totals</b>	<b>4</b>	<b>5</b>	<b>4</b>	<b>2</b>	<b>1</b>	<b>1</b>	<b>1</b>	<b>-</b>	<b>13</b>	<b>110</b>

#### Breakdown of GBR placings:

GBR	1	2	1	2	1	1	1	2	4	49
IRL	2	1	-	1	-	-	-	-	3	28
<b>Totals</b>	<b>3</b>	<b>3</b>	<b>1</b>	<b>3</b>	<b>1</b>	<b>1</b>	<b>1</b>	<b>2</b>	<b>7</b>	<b>77</b>

#### Breakdown of GER placings:

GER	-	-	-	1	1	1	2	1	0	17
GDR	-	1	-	-	-	-	-	-	1	7
FRG	-	-	-	-	1	1	-	-	0	7
<b>Totals</b>	<b>-</b>	<b>1</b>	<b>-</b>	<b>1</b>	<b>2</b>	<b>2</b>	<b>2</b>	<b>1</b>	<b>1</b>	<b>31</b>

### Shot Put

### Athens, 7 Apr 1896

1,	Robert Garrett	USA	11.22OR
2,	Miltiades Gouskos	GRE	11.20
3,	Yorgos Papisideris	GRE	10.36
4,	Viggo Jensen	DEN	10+

(Competitors: 7; Countries: 4)

The shot was put from a 2.13 (7-foot) square, and the event was very close, with the local crowd vociferously disappointed at Garrett's victory over Gouskos. *The Field* reported that only four men took part, but some sources also give the following throwers: 5, Carl Schumann GER 10.00e, 6, Fritz Hofmann GER, 7, Ellery Clark USA.

### Paris, 15 Jul 1900

1,	Richard Sheldon	USA	14.10OR
2,	Josiah McCracken	USA	12.85
3,	Robert Garrett	USA	12.35
4,	Rezső Crettier	HUN	12.07
5,	Panayiotis Paraskevopoulos	GRE	11.52
6,	Gustav Söderström	SWE	11.18
7,	Artur Coray	HUN	11.13
8,	Truxton Hare	USA	10.92

(Competitors: 11; Countries: 5)

As in 1896, the shot was thrown from a 7-foot square. Sheldon led the Saturday qualifying round with 13.80 from McCracken (12.85) and Garrett (12.35). The last two refused to compete in the final round held on Sunday, but their marks held up for second and third, as Crettier could improve only from 11.58 to 12.05 in fourth place. Sheldon improved to 14.10 to cement an easy win.

### St. Louis, 31 Aug 1904

1,	Ralph Rose	USA	14.81WR
2,	Wesley Coe	USA	14.40
3,	Lawrence "Leon" Feuerbach	USA	13.37
4,	Martin Sheridan	USA	12.39
5,	Charles Chadwick	USA	
6,	Albert Johnson	USA	
7,	John Guiney	USA	
	Nicolaos Yeorgantas	GRE	DQ (for throwing rather than putting)

(Competitors: 8; Countries: 2)

The 19 year-old Ralph Rose had set a world best earlier in the year with 14.81, but the young giant (1.98/107kg) was untested in big competition, so was no more than co-favourite with the much smaller (1.78/95kg) Wesley Coe. Rose opened up with 14.325, and Coe began with an effort of 14.01. The positions remained the same until the first round of the finals, when Rose slightly extended his lead with 14.35, only to be overtaken by Coe with 14.40. Rose reacted with a word record-equalling put of 14.81 to the delight of the people present. Feuerbach was an easy third, but the top two would have been threatened by Ireland's Denis Horgan had he been present. The Irishman threw 14.88 in Ireland less than three weeks after the St Louis event.

### Athens, 27 Apr 1906

1,	Martin Sheridan	USA	12.325
2,	Mihály Dávid	HUN	11.83
3,	Eric Lemming	SWE	11.26
4,	André Tison	FRA	11.02
5,	Vasilis Papayeoryiou	GRE	11.00

(Competitors: 17; Countries: 8)

In the absence of Rose, Coe (who had set a world record of 15.09 in the 1905 US Championships) and Horgan, the event was a low-quality affair with Sheridan winning by a clear half metre from Dávid. The furthest throw was actually recorded by Verner Järvinen, who reached 13.09. However, the officials decided that the Finn was throwing rather than putting the shot.

### London, 16 Jul 1908

1,	Ralph Rose	USA	14.21
2,	Denis Horgan	IRL	13.62
3,	John Garrels	USA	13.18
4,	Wesley Coe	USA	13.07
5,	Edmond Barrett	GBR	12.89
6,	"Bill" Horr	USA	12.83
7,	Jalmari Sauli	FIN	12.58
8,	Lee Talbott	USA	11.63

(Competitors: 26; Countries: 8)

Series	Qualifying	Final
Rose	14.08 14.08 ?	14.21
Horgan	13.33 13.62	
Garrels	13.18 13.18	

Rose and the comparatively diminutive (1.77/108kg) Horgan finally met, with victory going to Rose. In wet and slippery conditions Rose led the qualifiers with 14.08, with Horgan a long way back with 13.33. The final qualifier was Garrels, who failed to improve in the final on his effort of 13.18. Both Rose and Horgan improved in the final with 14.21 and 13.62 respectively. Rose threw 14.375 after the competition, but was a long way from the puts of 50 feet plus (15.24) that he had produced in practice shortly after arriving in London.

### Stockholm, 10 Jul 1912

1,	Pat McDonald	USA	15.34OR
2,	Ralph Rose	USA	15.25
3,	Lawrence Whitney	USA	13.93
4,	Elmer Niklander	FIN	13.65
5,	George Philbrook	USA	13.13
6,	Imré Mudin	HUN	12.81
7,	Einar Nilsson	SWE	12.62
8,	Patrick Quinn	GBR	12.53

(Competitors: 22; Countries: 14; Finalists: 3)

Series	1	2	3	4	5	6
McDonald	14.54	x	14.78	15.34	x	x
Rose	14.98	x	15.25	14.71	x	x
Whitney	13.37	x	13.93			
Niklander	13.52	x	13.65			
Philbrook	12.84	13.13	x			

Series	1	2	3
Mudin	x	x	12.81
Nilsson	12.18	12.62	12.62

Rose, who had ballooned from 107kg to 127kg since 1904, was favourite to beat 1911 US Champion McDonald, and his lead over McDonald after the qualifying rounds suggested that the "status quo" was being properly maintained. The relatively small (1.81/86kg) Whitney exhibited smooth technique in taking the last qualifying place well behind his two countrymen. In the first round of the final McDonald produced a lifetime best of 15.34 to take the gold medal. Rose's 14.71 in the same round was his best throw of the finals.

### Antwerp, 18 Aug 1920

1,	"Ville" Pörhölä	FIN	14.81
2,	Elmer Niklander	FIN	14.155
3,	Harry Liversedge	USA	14.15
4,	Pat McDonald	USA	14.08
5,	Einar Nilsson	SWE	13.87
6,	Harald Tammer	EST	13.605
7,	George Bihlman	USA	
8,	Howard Cann	USA	

(Competitors: 20; Countries: 10; Finalists: 6)

Series	Qualifying	Final
Pörhölä	14.10 13.915	14.255 14.81
Niklander	14.155 x	13.50 14.08
Liversedge	13.87 13.55	x 14.15
McDonald	14.08 x	13.50 14.08
Nilsson	13.735 13.87	

Although records show that Pörhölä won the Olympic title, it was Niklander who was the dominant shot putter in Finland in the first 25 years of the century. He won the Finnish title no less than 11 times between 1909 and 1924, whereas Pörhölä took just one title, in 1922. Niklander led the qualifying, but after a mediocre effort of 13.915 in round 4, Pörhölä took the lead with his next throw of 14.255. He then made his winning effort with his final throw. Liversedge also moved up in the last round to take bronze from McDonald, who had damaged his hand in practice.

### Paris, 8 Jul 1924

			Qualifying
1, (A3)	"Bud" Houser	USA	14.995 14.995
2, (B2)	Glenn Hartranft	USA	14.895 14.40
3, (A2)	Ralph Hills	USA	14.64 14.50
4, (B10)	Hannes Torpo	FIN	14.45 14.45
5, (C2)	Norman Anderson	USA	14.29 14.29
6, (B9)	Elmer Niklander	FIN	14.265 14.265
7, (A10)	"Ville" Pörhölä	FIN	14.10
8, (A7)	Bertil Jansson	SWE	13.76

(Competitors: 28; Countries: 15; Finalists: 6)

Hartranft, a tall rawboned type (1.88/85kg) was a superb athlete, capable of running 100y in 10.0. He topped the world shot list in 1924, but was outshone by the slightly smaller (1.85/85kg) Houser at both the US Championships, and in Paris. Hartranft was only fourth after the qualifying round, which was conducted in groups, but moved up to second in the final three rounds with his 14.98. Hills was the only other putter to improve in the final, consolidating his third place with 14.64. Despite throwing further than in 1920, Niklander finished four places lower in his fourth Olympic Games.

### Amsterdam, 29 Jul 1928

1, (B11)	John Kuck	USA	15.87WR
2, (A7)	Herman Brix	USA	15.75
3, (B4)	Emil Hirschfeld	GER	15.72

4, (A8) Eric Krenz	USA	14.99
5, (A1) Armas Wahlstedt (Valste)	FIN	14.69
6, (A2) Wilhelm Uebler	GER	14.69
7, (B12) Harlow Rothert	USA	14.68
8, (B6) József Darányi	HUN	14.35

(Competitors: 22; Countries: 14; Finalists: 12)

Series	1	2	3	4	5	6
Kuck	15.00	14.80e	15.03	15.10e	15.87	15.20e
Brix	15.75	15.30e	15.20e	15.40e	15.20e	15.50e
Hirschfeld	15.72	14.98	15.52	15.63	14.78	15.01
Krenz	13.80	14.99				
Wahlstedt	14.69	14.40e	13.90e	14.00e	14.00e	13.90
Uebler	14.69	14.64	14.66	14.05	13.91	14.58

Emil Hirschfeld ended 1928 with 11 of the best 13 marks of the year, but his best marks occurred after Amsterdam, where he had his only loss in 19 competitions that year. Herman Brix, winner of the US Trials with 15.54, well ahead of Rothert and Kuck, was considered the principal rival to Hirschfeld. Competing in the first qualifying group the muscular (1.90/100kg) Brix opened with 15.75, while the smaller (1.87/98kg) German led the other group with 15.72. Only Kuck was able to reach 15 metres behind them.

The battle between the two principals was rudely interrupted by Kuck in the fifth round, as he produced a world record – 15.87 – to stun the other two. Kuck was reputed to have thrown vast distances in practice; one report mentions 55 feet (16.76). Brix later changed his name to Bruce Bennett, and won fame and fortune as a film star in the role of “Tarzan”. Fifth place was determined by a throw-off, won by Wahlstedt, 13.92, ahead of Uebler’s 13.82. The new champion, the biggest of the three medallists at 1.90/102kg, was an accomplished all-round thrower, and topped the world javelin list in 1926 with 65.63.

### Los Angeles, 31 Jul 1932

1, Leo Sexton	USA	16.005OR
2, Harlow Rothert	USA	15.675
3, František Douša CZE	TCH	15.61
4, Emil Hirschfeld	GER	15.56
5, Nelson Gray	USA	15.46
6, Hans-Heinrich Sievert	GER	15.07
7, Zygmunt Heljasz	POL	14.80
8, József Darányi	HUN	14.68

(Competitors: 16; Countries: 11; Finalists: 10)

Series	1	2	3	4	5	6
Sexton	15.60	15.58	15.77	15.94	15.37	16.00
Rothert	15.67	15.67	15.43	14.99	x	x
Douša	15.61	15.24	14.49	15.05	15.22	15.33
Hirschfeld	15.21	15.36	15.02	15.38	15.54	15.56
Gray	15.46	14.90	14.84	13.74	x	x
Sievert	13.87	14.99	14.75	15.07	x	x
Heljasz	13.80	14.80	14.49			
Darányi	14.58	14.68	14.67			

The pre-Olympic list was headed by Herman Brix and Leo Sexton, but Brix placed only fifth in the US Trials behind the consistent Sexton, who finished the year with six of the season’s 10 puts over 16m. In the Olympic final, Rothert moved up from seventh in 1928 to take the lead for the first two rounds with 15.67. He was overtaken by Sexton, who threw 15.77 and then 15.94 before reaching 16m in the last round. Douša’s 15.61 in the first round held up against Hirschfeld’s two 15.50+ efforts in the final two rounds, while Sievert showed his area of strength as a decathlete in taking 6th place – over the next two years he would improve the decathlon world record three times.

### Berlin, 2 Aug 1936

1, Hans Woellke	GER	16.20OR
2, Sulo Bärlund	FIN	16.12

3, Gerhard Stöck	GER	15.66
4, Samuel Francis	USA	15.45
5, Jack Torrance	USA	15.38
6, Dimitri Zaitz	USA	15.32
7, František Douša CZE	TCH	15.28
8, Arnold Viiding	EST	15.23

(Competitors: 22; Countries: 14; Finalists: 15)

Series	1	2	3	4	5	6
Woellke	15.96	14.76	15.72	15.90	16.20	14.98
Bärlund	15.68	16.03	14.98	15.52	16.12	15.42
Stöck	15.56	15.56	15.14	15.29	14.78	15.66
Francis	15.45	15.09	15.09	x	14.57	13.61
Torrance	15.38	14.40	15.34	14.79	14.57	14.56
Zaitz	15.32	14.16	14.09	14.09	x	14.85
Douša	15.09	15.05	15.28			
Viiding	14.72	14.31	15.23			

In 1934 the huge (1.90/138kg) Torrance had thrown a world record of 17.40, but had never again thrown beyond 17. He topped the pre-Olympic list with 16.61, but was only 7cm ahead of Hans Woellke. In the event, Torrance had a poor day, with just two throws barely beyond 50 feet (15.24), while Woellke battled with Sulo Bärlund for gold.

Fifteen men in all qualified for the final by exceeding 14.50. Woellke opened with 15.96, and Bärlund countered in the next round with 16.03, which held up as the lead until the penultimate round when Woellke reached 16.20, while the Finn also threw his best of 16.12 in the same round. The best American was Sam Francis, who edged Torrance and 18 year-old Dmitriy Zaitz. All three were beaten for bronze by Stöck, who had three throws beyond the best mark of Francis.

### London, 3 Aug 1948

1, (10) Wilbur Thompson	USA	17.12OR
2, (2) Jim Delaney	USA	16.68
3, (3) Jim Fuchs	USA	16.42
4, (8) Mieczysław Lomowski	POL	15.43
5, (1) Gösta Arvidsson	SWE	15.37
6, (7) Yrjö Lehtilä	FIN	15.05
7, (6) Jaakko Jouppila	FIN	14.59
8, (12) Čestmír Kalina CZE	TCH	14.55

(Competitors: 24; Countries: 15; Finalists: 12)

Series	1	2	3	4	5	6
Thompson	16.47	17.12	16.97	16.67	16.80	x
Delaney	16.14	16.68	15.88	16.03	16.03	16.28
Fuchs	16.32	16.42	15.60	15.56	14.82	16.28
Arvidsson	14.94	15.16	x	15.37	x	15.22

Until June, Charles Fonville (USA) was the best putter in the world with all 13 of the year’s recorded 17m throws, but he then aggravated an old spinal injury and placed only fourth at the US Trials. Any of the three Americans could now win, and Fuchs led the qualifiers. In the final Thompson was the best thrower, with the top throw of the three Americans in each round. He finished with three throws beyond the best of Delaney. Thompson’s last round throw was a foul in the region of 17.50, and the worst throw from the US men was almost a metre up on the rest of the world.

### Helsinki, 21 Jul 1952

1, (11) Parry O'Brien	USA	17.41OR
2, (4) Darrow Hooper	USA	17.39
3, (13) Jim Fuchs	USA	17.06
4, (12) Otto Grigalka RUS	URS	16.78
5, (5) Roland Nilsson	SWE	16.55
6, (6) John Savidge	GBR	16.19
7, (2) Georgiy Fyodorov GEO	URS	16.06
8, (1) Per Stavem	NOR	16.02

(Competitors: 20; Countries: 14; Finalists: 13)



Series	1	2	3	4	5	6
O'Brien	17.41	17.21	16.79	16.87	17.12	16.53
Hooper	17.02	16.59	17.08	16.90	16.93	17.39
Fuchs	16.93	x	x	x	17.06	x
Grigalka	16.53	16.78	15.91	16.27	16.29	16.33
Nilsson	16.55	16.08	16.33	x	x	x
Savidge	16.17	16.18	x	16.19	16.03	x
Fyodorov	15.98	16.01	16.06			
Stavem	15.14	16.02	15.31			

Less than two inches had separated the three Americans at the US Trials, with Hooper the winner, so it was clear that this would be a close battle. The qualifying round eliminated the seven athletes who could not reach 14.60 and saw just four athletes with 50 feet efforts, led by O'Brien with 16.05.

In the final, the weather began to change as the athletes warmed up. Mindful of the problems of operating from a wet circle, O'Brien focused his energies on his first throw, hurling the 16lb ball out to 17.41 and a new Olympic record ahead of Hooper's 17.02 earlier in the round. With Fuchs at 16.93 in the opening round the medals were settled, though Grigalka showed good competitive qualities in reaching 16.78 ahead of US College-educated Roland Nilsson (16.55) and Britain's massive (2.00/110kg) marine John Savidge (16.19). Fuchs had three fouls, trying too hard to counter injuries to his wrist and ankle, before hitting 17.06, his best for the day. Hooper just missed gold with his final effort of 17.39.

### Melbourne, 28 Nov 1956

1, (3) Parry O'Brien	USA	18.57OR
2, (13) Bill Nieder	USA	18.18
3, (12) Jiří Skobla CZE	TCH	17.65
4, (10) Ken Bantum	USA	17.48
5, (7) Boris Balyayev RUS	URS	16.96
6, (8) Erik Uddebom	SWE	16.65
7, (5) Karl-Heinz Wegmann GER/FRG	GER/FRG	16.63
8, (14) Yorgos Tsakanikas	GRE	16.56

(Competitors: 14; Countries: 10; Finalists: 14)

Series	1	2	3	4	5	6
O'Brien	17.92	18.47	18.37	18.45	18.57	18.23
Nieder	x	17.61	17.81	16.82	18.18	x
Skobla	17.39	16.70	17.34	17.51	17.05	17.65
Bantum	16.99	x	16.27	17.48	x	x
Balyayev	16.96	16.05	16.58	15.96	16.11	16.24
Uddebom	16.54	x	16.65	15.74	16.06	16.31
Wegmann	16.43	16.63	16.37			
Tsakanikas	x	16.56	15.52			

By 1956 O'Brien had fully developed the technique which would be the model for all throwers in following decades. Using the circle to its full diameter O'Brien effectively increased the arc that the shot had to travel before leaving the athlete, and distances increased as a result. This, together with intense weight training and every possible psychological stimulus, made O'Brien the most formidable athlete of his generation. In 20 competitions in 1956 before Melbourne O'Brien averaged 18.49, a distance no other putter had ever reached. O'Brien contented himself with 16.63 in qualifying, behind Skobla (17.09), and Nieder (16.76), as 14 men reached the weak qualifying standard of 14.00.

In the final, O'Brien led the field with what would turn out to be his worst throw – 17.92, with Skobla in second (17.39) ahead of the athletic giant (1.98/107kg) Bantum. O'Brien went over 60 feet in the next round with 18.47, as Nieder got a fair throw of 17.61, which he improved upon in the next round to 17.81. Bantum moved up to 17.48 in round 4, but Skobla countered with 17.51. The Czech, son of Jaroslav, who had won the heavyweight title in weightlifting in 1932, secured third place with 17.65 in the final round. Earlier, Nieder had taken off the bandage on his injured knee for freer movement and pushed the shot out to 18.18. O'Brien also reached his best of the day in the fifth round with 18.57.

### Rome, 31 Aug 1960

1, (10) Bill Nieder	USA	19.68OR
2, (13) Parry O'Brien	USA	19.11
3, (4) Dallas Long	USA	19.01
4, (3) Viktor Lipsnis UKR	URS	17.90
5, (1) Mike Lindsay	GBR	17.80
6, (14) Alfred Sosgórnik	POL	17.57
7, (12) Dietrich Urbach	GER/FRG	17.47
8, (15) Martyn Lucking	GBR	17.43

(Competitors: 24; Countries: 17; Finalists: 15)

Series	1	2	3	4	5	6
Nieder	18.67	18.77	x	18.67	19.68	x
O'Brien	18.77	19.11	x	18.64	17.41	18.39
Long	16.80	18.88	18.66	18.25	x	19.01
Lipsnis	17.28	17.90	17.51	x	x	17.83
Lindsay	17.63	17.61	17.80	17.09	17.39	17.43
Sosgórnik	17.57	17.40	x	x	17.52	17.39
Urbach	17.34	17.05	17.47			
Lucking	17.21	16.71	17.43			

The three Americans, all of whom had set world records during the season, were favoured to take the three medals; Britain's Arthur Rowe was their biggest threat. However, Rowe had a nightmare qualifying competition, overcome by nerves. He reached 16.68, but the qualifying standard was set at 16.75, which 15 athletes did manage to exceed. Italy's Meconi, and Zsigmond Nagy (HUN) also failed to qualify, while Hungary's best, Vilmos Varjú, missed the Games with a broken leg.

O'Brien, chasing his third consecutive gold, outgunned Nieder in the first round of the final, 18.77 to 18.67. He did so again in the next round 19.11 to 18.77, while Long slipped into second place with 18.88. Lipsnis led the battle behind the Americans with 17.90, ahead of Britain's Mike Lindsay (17.80).

Nieder had placed fourth in the US Trials, but after third placer Dave Davis suffered a wrist injury and Nieder broke his own world record with 20.07, the Melbourne silver medallist was given Davis's spot. The relationship between Nieder and the intense O'Brien was little short of vitriolic, and Nieder felt certain that he could win after a practice put of 20.44. However, he felt he did not have the power of concentration that O'Brien possessed. Nieder came good with a fifth round throw of 19.68, the third best of all-time, which was good enough for the win. The precocious Long, who had thrown 61 feet while still aged 17, improved in the last round to 19.01 and stayed in third place.

### Tokyo, 17 Oct 1964

1, (7) Dallas Long	USA	20.33OR
2, (6) Randy Matson	USA	20.20
3, (13) Vilmos Varjú	HUN	19.39
4, (9) Parry O'Brien	USA	19.20
5, (11) Zsigmond Nagy	HUN	18.88
6, (1) Nikolay Karasyov RUS	URS	18.86
7, (3) Les Mills	NZL	18.52
8, (12) Adolfas Varanauskas LTU	URS	18.41

(Competitors: 22; Countries: 14; Finalists: 13)

Series	1	2	3	4	5	6
Long	19.61	19.55	19.34	20.33	19.90	x
Matson	18.53	19.19	19.88	20.20	x	19.62
Varjú	19.23	x	19.39	19.29	18.97	19.25
O'Brien	18.95	18.86	19.20	18.32	18.62	18.84
Nagy	18.77	x	18.50	18.43	x	18.88
Karasyov	18.86	18.26	x	18.14	17.98	18.18
Mills	18.19	18.50	18.52			
Varanauskas	x	18.30	18.41			

Dallas Long broke his own world record four times in 1964, improving from 20.10 to 20.68, and was a solid favourite with Randy Matson, the 19 year-old giant (1.99/109kg) equally favoured for silver. O'Brien made the team for the fourth time, and was expected to vie with Varjú and Komar. Long, with shoulders the size of football pads, took the

lead immediately with 19.61 to Varjú's 19.23, while Matson got beyond 19m in round 2 and improved to 19.88 to take the lead in the third round. It was in that round when both Varjú (19.39) and O'Brien (19.20) had their best throws of the day. The main action occurred in round 4 as Matson set a world junior best of 20.20, to which Long replied with 20.33, helping the shot on its way with a leonine roar. Komar disappointed, with only 18.20 in ninth place.

### Mexico City, 14 Oct 1968

1, (1)	Randy Matson	USA	20.54
2, (4)	George Woods	USA	20.12
3, (2)	Eduard Gushchin	RUS	20.09
4, (3)	Dieter Hoffmann	GDR	20.00
5, (7)	Dave Maggard	USA	19.43
6, (9)	Władysław Komar	POL	19.28
7, (8)	Uwe Grabe	GDR	19.03
8, (6)	Heinfried Birlenbach	FRG	18.80

(Competitors: 19; Countries: 14; Finalists: 12)

Series	1	2	3	4	5	6
Matson	20.54	20.09	18.67	20.15	20.02	20.18
Woods	20.12	x	x	x	19.19	x
Gushchin	20.09	19.45	19.69	x	x	19.41
Hoffmann	20.00	19.33	19.75	19.68	19.85	19.86
Maggard	19.43	19.33	18.46	18.90	19.15	x
Komar	18.66	19.28	18.54	x	x	19.21
Grabe	18.20	18.74	19.03	17.43	17.66	18.34
Birlenbach	18.80	18.48	x	18.13	18.67	x

Matson, probably the finest talent the event has seen, bettered the world record five times in the years 1965-67, improving Long's mark by more than a metre to 21.78. By 1968, the world had begun to catch up and the number of 20m throwers increasing from two in 1967 to seven in Olympic year. Matson actually placed third in the US Trials, but was still a universal choice to win in Mexico. He opened with a qualifying effort of 20.68 to break the Olympic record, and won gold with the first throw of the final, 20.54. The tension of the occasion reduced the expected distances, and all of the top five attained their best throws in round 1. With five efforts beyond 20m Matson was clearly the best thrower in the event.

### Munich, 9 Sep 1972

1, (14)	Władysław Komar	POL	21.18 <sup>OR</sup>
2, (11)	George Woods	USA	21.17
3, (6)	Hartmut Briesenick	GDR	21.14
4, (13)	Hans-Peter Gies	GDR	21.14
5, (10)	Al Feuerbach	USA	21.01
6, (7)	Brian Oldfield	USA	20.91
7, (15)	Heinfried Birlenbach	FRG	20.37
8, (9)	Vilmos Varjú	HUN	20.10

(Competitors: 29; Countries: 19; Finalists: 18)

Series	1	2	3	4	5	6
Komar	21.18	x	20.55	20.74	20.80	x
Woods	20.55	20.17	20.71	21.17	20.88	21.05
Briesenick	20.97	20.91	21.02	21.14	20.61	20.54
Gies	21.14	21.00	21.01	20.62	x	x
Feuerbach	20.90	20.29	x	20.86	21.01	20.28
Oldfield	20.85	20.60	20.87	20.54	20.91	20.13
Birlenbach	20.37	x	x	19.89	x	20.13
Varjú	20.10	x	x	x	19.67	19.65

This was expected to be a duel between the USA and GDR, with the gargantuan (1.88/136kg) Woods the slight favourite. Briesenick became the first to put further than 20m with 20.97, and was followed by Oldfield with 20.85 and Feuerbach on 20.90, before the athletic-looking Gies (1.94/105kg) blasted the shot out to 21.14. Komar then produced a Polish record 21.18 accompanied by an enormous roar to take the lead.

After the excitement of the first round, only Briesenick and Gies had

21m efforts in the next two rounds. Briesenick then took second place on countback by throwing 21.14 in the fourth round, to be followed by Woods, who overcame his nerves to push the ball out to a tantalisingly close 21.17. Feuerbach became the fifth man to beat 21m in round 5, and Woods then came up for his last throw. It hit Komar's marker before reaching the ground, so one felt it would have been further than 21.18, but was measured at 21.05! The explanation was that Komar's marker was not in the right place. All told, Matson's Olympic record was beaten 20 times by the top six.

### Montreal, 24 Jul 1976

1, (3)	Udo Beyer	GDR	21.05
2, (10)	Yevgeniy Mironov	RUS	21.03
3, (6)	Aleksandr Baryshnikov	RUS	21.00
4, (12)	Al Feuerbach	USA	20.55
5, (8)	Hans-Peter Gies	GDR	20.47
6, (5)	Geoff Capes	GBR	20.36
7, (7)	George Woods	USA	20.26
8, (11)	Hans Höglund	SWE	20.17

(Competitors: 23; Countries: 17; Finalists: 12)

Series	1	2	3	4	5	6
Beyer	20.38	20.50	20.49	x	21.05	20.45
Mironov	19.67	20.38	20.14	20.17	21.03	20.06
Baryshnikov	20.53	20.27	21.00	20.96	20.58	x
Feuerbach	19.74	20.55	20.07	20.21	20.10	20.32
Gies	19.98	20.19	20.47	20.45	20.11	20.13
Capes	20.15	20.21	20.36	20.32	20.31	x
Woods	20.13	19.97	20.20	20.26	x	19.87
Höglund	20.17	20.10	19.85	19.61	x	x

Baryshnikov had set the first world record with the rotational technique earlier in the month, 22.00. He launched the shot to an Olympic record of 21.32 in the qualifying round, and led the final from round 1 with 20.53. The Russian responded to Feuerbach's second round 20.55 with 21.00. Round 5 changed the picture, as Beyer moved from fifth to first with 21.05, and Mironov powered a throw out to 21.03, leaving the highly-regarded Americans and Capes well behind.

### Moscow, 30 Jul 1980

1, (4)	Vladimir Kiselyov	UKR	URS	21.35 <sup>OR</sup>
2, (8)	Aleksandr Baryshnikov	RUS	URS	21.08
3, (6)	Udo Beyer	GDR		21.06
4, (5)	Reijo Ståhlberg	FIN		20.82
5, (3)	Geoff Capes	GBR		20.50
6, (2)	Hans-Jürgen Jacobi	GDR		20.32
7, (10)	Jaromír Vík	CZE	TCH	20.24
8, (12)	Vladimir Milić	CRO	YUG	20.07

(Competitors: 16; Countries: 11; Finalists: 12)

Series	1	2	3	4	5	6
Kiselyov	21.10	20.86	21.03	21.00	x	21.35
Baryshnikov	20.20	21.08	20.66	20.39	x	x
Beyer	x	20.70	21.06	20.98	x	x
Ståhlberg	19.83	x	20.20	19.63	20.82	20.58
Capes	20.50	x	19.47	x	19.69	19.23
Jacobi	20.32	x	19.80	19.50	x	20.00
Vík	20.24	x	19.77	19.62	19.84	20.01
Milić	20.07	x	19.69	x	20.06	x

The principal absentees caused by the boycott were Ralf Reichenbach (FRG) and Brian Oldfield (USA), who would almost certainly have been medal contenders. The favourite was defending champion Beyer, who had been the undisputed number one thrower in the world for three years. The stocky (1.87/120kg) but quick Kiselyov took the lead from Geoff Capes's 20.50 in the fourth round with 21.10, which would prove enough to win.

Baryshnikov rotated to 21.08, and another Olympic medal, in the second round, while Beyer, who looked curiously flat, only surpassed

21m in the third round. It transpired that Beyer had injured his back at the start of the final. Of the non-medallists only Ståhlberg improved in the second half, with 20.82 in the fifth round. Only Kiselyov reached 21m in the second half of the final, with 21.00 in the fourth round, and then 21.35 with his final throw to beat Baryshnikov's Olympic record.

### Los Angeles, 11 Aug 1984

1, (3)	Alessandro Andrei	ITA	21.26
2, (10)	Michael Carter	USA	21.09
3, (5)	Dave Laut	USA	20.97
4, (9)	Augie Wolf	USA	20.93
5, (11)	Werner Günthör	SUI	20.28
6, (7)	Marco Montelatici	ITA	19.98
7, (4)	Sören Tallhem	SWE	19.81
8, (2)	Erik de Bruin	NED	19.65

(Competitors: 19; Countries: 13; Finalists: 12)

Series	1	2	3	4	5	6
Andrei	20.41	20.97	21.26	20.55	20.92	20.96
Carter	20.63	20.69	21.09	20.42	x	20.38
Laut	20.12	18.39	x	20.03	20.31	20.97
Wolf	20.04	19.91	19.41	20.08	19.74	20.93
Günthör	20.28	x	x	19.38	x	20.11
Montelatici	19.88	19.26	19.98	19.35	19.85	x
Tallhem	19.81	x	19.54	x	x	-
de Bruin	19.65	x	x	-	x	x

The USA were expected to sweep the medals ahead of Andrei and Günthör. For the American crowd Michael Carter was the best known. This was because he was expected to join the San Francisco 49ers football team after the Games, rather than for his prowess as a shot putter. Carter led the first round with 20.63, before being passed by Andrei, a solid (1.91/118kg) but not gigantic putter with a smooth glide technique. The Italian improved further in round 3 to 21.26, with Carter countering each time – 20.69 and then 21.09. These two were well ahead of the physically awesome Günthör (2.00/115kg), who led the rest with 20.28. The Swiss held third until round 5, when the pre-meet favourite Dave Laut spun a throw out to 20.31. He improved to a more respectable 20.97 in round 6. Laut needed this as big (2.01/127kg) Augie Wolf reached 20.93 two throws later. Carter went on to win three Superbowl winners' rings with the San Francisco 49ers.

### Seoul, 23 Sep 1988

1, (11)	Ulf Timmermann	GDR	22.47 <sup>OR</sup>
2, (7)	Randy Barnes	USA	22.39
3, (6)	Werner Günthör	SUI	21.99
4, (9)	Udo Beyer	GDR	21.40
5, (8)	Remigius Machura	CZE	TCH 20.57
6, (2)	Gert Weil	CHI	20.38
7, (5)	Alessandro Andrei	ITA	20.36
8, (3)	Sergey Smirnov	RUS	URS 20.36

(Competitors: 21; Countries: 17; Finalists: 12)

Series	1	2	3	4	5	6
Timmermann	22.02	21.31	22.16	21.90	22.29	22.47
Barnes	20.17	20.72	x	21.31	21.01	22.39
Günthör	21.45	21.59	21.70	20.98	21.99	21.61
Beyer	x	21.40	20.84	20.82	21.30	21.31
Machura	20.57	20.03	20.16	20.36	20.12	20.29
Weil	20.22	20.09	x	20.23	20.21	20.38
Andrei	19.71	20.17	20.06	19.93	20.36	20.26
Smirnov	20.11	x	20.36	x	x	x

This was possibly the best shot competition ever, and one of the greatest Olympic battles in history. Timmermann, the athletic (1.94/108kg) GDR thrower was favourite to win ahead of World Champion Günthör. Timmermann led the qualifiers with 21.27.

After Günthör reached an Olympic record 21.45 in the first round of the final, the East German stamped his authority on the event with a massive 22.02. Udo Beyer moved into third with 21.40 in the second

round, with Randy Barnes lagging behind the top three at 20.72. Günthör, recovering from a back injury, then threw 21.70 and Timmermann increased his lead with 22.16. Barnes spun the 16 pound ball out to 21.31 in round 4, but remained in fourth place.

Günthör and Timmermann improved further in the penultimate round with 21.99 and 22.29 respectively. Barnes now had one chance left. "I decided to get reckless," he said later. He powered the shot out to 22.39, the fifth Olympic record of the competition. Timmermann came up for the last throw of the competition. "I could make my place in Olympic history," he said. His throw flew out to 22.47 and his fourteenth win of an unbeaten season.

### Barcelona, 31 Jul 1992

1, (9)	Mike Stulce	USA	21.70
2, (7)	Jim Doehring	USA	20.96
3, (12)	Vyacheslav Lykho	RUS	EUN 20.94
4, (8)	Werner Günthör	SUI	20.91
5, (1)	Ulf Timmermann	GER	20.49
6, (5)	Klaus Bodenmüller	AUT	20.48
7, (10)	Dragan Perić	YUG/SRB	IOP 20.32
8, (4)	Aleksandr Klimenko	UKR	EUN 20.23

(Competitors: 26; Countries: 18; Finalists: 12)

Series	1	2	3	4	5	6
Stulce	21.49	21.58	x	21.11	21.70	x
Doehring	19.89	20.96	x	20.17	x	20.03
Lykho	20.93	20.94	20.79	x	19.99	20.35
Günthör	19.74	20.01	20.27	20.85	x	20.91
Timmermann	20.12	20.03	19.82	20.49	20.10	20.38
Bodenmüller	20.13	20.19	20.48	20.39	19.81	19.92
Perić	x	19.90	19.59	20.07	x	20.32
Klimenko	x	20.23	x	x	x	20.14

Günthör was the favourite, having thrown 21.91 in June, but the Swiss only just made it to the stadium in time for the competition, having got lost in the city. Stulce, the athletic-looking putter from Texas A&M, a constant source of great throwers (Hooper, Matson, Barnes), smoothly opened with a personal best of 21.49. Stulce then improved to 21.58, as only squat (1.83/120kg) Doehring and Lykho could approach 21m. Günthör was fifth after three rounds, with reigning champion Timmermann seventh; both improved – Timmermann to fifth with 20.49, and Günthör one place higher with 20.91 in the final round. Stulce continued to be the most impressive, finally reaching 21.70 in the fifth round, his third personal best of the day. Dismayingly, all three medallists had been banned for drug use before 1992.

### Atlanta, 26 Jul 1996

1, (2)	Randy Barnes	USA	21.62
2, (4)	John Godina	USA	20.79
3, (7)	Aleksandr Bagach	UKR	20.75
4, (6)	Paolo Dal Soglio	ITA	20.74
5, (8)	Oliver-Sven Buder	GER	20.51
6, (10)	Roman Virastyuk	UKR	20.45
7, (9)	C. J. Hunter	USA	20.39
8, (1)	Dragan Perić	SRB	YUG 20.07

(Competitors: 36; Countries: 24; Finalists: 12)

Series	1	2	3	4	5	6
Barnes	19.46	20.44	x	20.26	20.32	21.62
Godina	x	19.91	19.98	20.64	20.79	x
Bagach	20.41	20.50	20.29	x	x	20.75
Dal Soglio	20.12	20.65	19.92	20.74	20.60	x
Buder	20.16	19.92	20.37	20.13	20.51	19.71
Virastyuk	19.46	19.86	20.32	20.21	20.45	x
Hunter	19.99	20.09	20.39	x	20.25	20.35
Perić	19.66	19.75	19.98	x	x	20.07

Two weeks before Atlanta, Barnes threw 22.40, the best throw in the world since 1990, and if any thrower could be said to be favourite in a fairly even field, then Barnes was that thrower.

Just 34cm separated first from sixth until the last round. John Godina

reached 20.79 in the fifth round to get ahead of Paolo Dal Soglio's 20.74. Barnes, who had been languishing in sixth place boomed a final throw of 21.62, to which Godina had no answer. Barnes had produced a superb last round throw in 1988, and after a drug suspension had returned to do the same in 1996.

### Sydney, 22 Sep 2000

1, (10)	Arsi Harju	FIN	21.29
2, (2)	Adam Nelson	USA	21.21
3, (9)	John Godina	USA	21.20
4, (8)	Andy Bloom	USA	20.87
5, (6)	Yuriy Belonog	UKR	20.84
6, (4)	Manuel Martínez	ESP	20.55
7, (5)	Janus Robberts	RSA	20.32
8, (11)	Oliver-Sven Buder	GER	20.18

(Competitors: 37; Countries: 28; Finalists: 12)

Series	1	2	3	4	5	6
Harju	21.20	21.29	20.77	x	20.37	x
Nelson	20.53	21.20	21.21	x	20.97	x
Godina	x	20.40	20.25	20.71	21.20	x
Bloom	20.87	x	20.11	x	19.92	20.16
Belonog	20.57	20.84	x	20.43	20.22	x
Martínez	19.89	19.45	x	19.50	20.55	19.70
Roberts	18.81	19.72	x	18.87	19.06	20.32
Buder	19.89	20.18	x	19.64	x	x

Double World Champion John Godina led the A pool of qualifiers having been substituted for the disqualified reigning World Champion CJ Hunter. The other group was headed surprisingly by Arsi Harju's lifetime best of 21.39.

Harju showed this was no fluke with 21.20 in round 1 of the final. Adam Nelson, the favourite, responded with his own 21.20, but was immediately upstaged by Harju's 21.29. Nelson improved slightly in round 3 with 21.21, and Godina moved up to 21.20 in the 5th round. No other throwers managed beyond 21 metres.

### Olympia, 18 Aug 2004

1, (6)	Adam Nelson	USA	21.16
2, (11)	Joachim B. Olsen	DEN	21.07
3, (3)	Manuel Martínez	ESP	20.84
4, (5)	Andrey Mikhnevich	BLR	20.60
5, (2)	Yuriy Belov	BLR	20.34
6, (4)	Justin Anlezark	AUS	20.31
7, (7)	Ralf Bartels	GER	20.26
8, (9)	John Godina	USA	20.19

(Competitors: 39; Countries: 27; Finalists: 12)

Series	1	2	3	4	5	6
Nelson	21.16	x	x	x	x	x
Olsen	20.47	20.48	21.07	20.78	x	x
Martínez	20.70	20.21	20.49	20.78	20.84	x
Mikhnevich	19.41	20.51	x	x	20.60	x
Belov	20.34	20.33	x	x	x	19.88
Anlezark	20.07	x	20.31	x	x	x
Bartels	20.26	x	x	20.07	x	20.00
Godina	x	x	20.19			
Belonog	21.15	21.15	21.07	x	x	21.16

The Greek organisers decided to hold the shot at Olympia, to focus attention on the event and use the ancient Olympic venue two days before the start of the main programme of athletics. So the first Olympic competition at Olympia for 1621 years began with the morning qualifying round, which saw only six men reach the standard of 20.40. The biggest surprise was the failure of Reese Hoffa (USA), who had thrown 21.67 earlier in the year, but managed only 19.40.

The intense Nelson began the final with 21.16, which was threatened by Belonog's 21.15 later in the round, while Godina fouled an effort of around 21m. Belonog and Godina duplicated their efforts of the first round, and the American then put 20.19, good enough for only ninth place. Olsen threw 21.07 to move into third ahead of Martínez.

Only eight of the 24 throws in the second half of the competition were valid, a situation brought about by athletes trying too hard. Nelson fouled five of his throws, finishing off with a marginal foul of 21.30. Much to his frustration, Belonog, throwing immediately before Nelson, had moved into first on countback with his 21.16.

For more than eight years the result remained the closest in Olympic throws history, and then in December 2012 the Executive Board of the IOC agreed that Belonog had committed an anti-doping rule violation. A prohibited substance had been found in a re-analysis of a sample collected on August 18, 2004. The Ukrainian was stripped of his gold medal and title immediately, but it was another five months before the IOC officially confirmed the re-allocation of medals to three legitimate recipients. Nelson became the rightful Olympic Champion.

"The downside of this is I feel like our country was robbed of a medal at the relevant time," said the American. "One of the biggest parts of an Olympic career is when you hear your anthem and see your flag when you stand on that podium. That's something I can never replace."

### Beijing, 15 Aug 2008

1, (11)	Tomasz Majewski	POL	21.51
2, (9)	Christian Cantwell	USA	21.09
3, (12)	Dylan Armstrong	CAN	21.04
4, (8)	Pavel Lyzhin	BLR	20.98
5, (4)	Yuriy Belonog	UKR	20.63
6, (5)	Reese Hoffa	USA	20.53
7, (10)	Pavel Sofin	RUS	20.42
8, (3)	Rutger Smith	NED	20.41

(Competitors: 44; Countries: 33; Finalists: 12)

Series	1	2	3	4	5	6
Majewski	20.80	20.47	21.21	21.51	x	20.44
Cantwell	20.39	20.98	20.88	20.86	20.69	21.09
Armstrong	20.62	21.04	x	x	20.47	x
Lyzhin	20.33	20.15	20.98	20.98	20.40	x
Belonog	20.63	x	20.53	20.46	20.31	x
Hoffa	x	19.81	20.53	20.38	x	x
Sofin	20.42	x	x	x	x	x
Smith	20.41	x	20.30			
Mikhnevich	20.73	21.05	x	20.78	20.57	20.93

The favourites were the Americans, led by World Champion Hoffa, and Athens fifth-placer Mikhnevich, who had thrown 22.00 two weeks prior to the Games. The qualifiers were led by Majewski, who threw a lifetime best of 21.04, with Adam Nelson next at 20.56.

Majewski (20.80) led from Cantwell (20.73) at the end of the first round of the final, but Mikhnevich took the lead at the start of the second round with 21.05, to be threatened shortly after by the surprising Armstrong's 21.04. Majewski eased into the lead in round three with 21.21, and then set his third lifetime best of the day with 21.51. The only other 21m throw came in the final round, when big (1.98/145kg) Cantwell reached 21.09. The other American throwers disappointed, with Hoffa reaching only 20.53, and Nelson fouling out. Majewski showed himself to be a fine big-time competitor as well as being the tallest-ever (2.04) Olympic Shot Put Champion.

Cantwell's last-round effort pushed Armstrong out of the medals, but the Canadian did eventually receive a bronze medal ... in February 2015! An IAAF re-test of the doping sample of Mikhnevich from August 2005 had shown the presence of multiple banned substances. Having previously been suspended in 2001-2003, the Belarusian was banned for life in 2013. More significantly, all his results from August 2005 were annulled, and in 2014 the IOC confirmed the corresponding Beijing Olympic medal upgrade.

### London, 3 Aug 2012

1, (3)	Tomasz Majewski	POL	21.89
2, (9)	David Storl	GER	21.86
3, (6)	Reese Hoffa	USA	21.23

4, (1)	Christian Cantwell	USA	21.19
5, (2)	Dylan Armstrong	CAN	20.93
6, (4)	Germán Lauro	ARG	20.84
7, (7)	Asmir Kolašinac	SRB	20.71
8, (11)	Pavel Lyzhin	BLR	20.69

(Competitors: 40; Countries: 35, Finalists: 12)

Series	1	2	3	4	5	6
Majewski	21.19	21.72	21.87	x	21.72	21.89
Storl	21.84	21.86	21.46	x	x	x
Hoffa	20.98	20.95	21.23	21.11	19.53	x
Armstrong	20.16	20.93	20.74	x	x	20.34
Cantwell	20.21	20.95	x	x	20.65	21.19
Lauro	19.40	20.82	20.84	20.34	20.65	x
Kolašinac	20.18	20.71	x	20.54	20.46	x
Lyzhin	20.69	x	x	19.93	20.04	x

Hoffa led the qualifying with 21.36, while Soslan Tsirikhov of Russia had the galling experience of throwing the longest ever non-qualifying mark of 20.17. Storl, the World and European Champion, showed why he was so highly-rated with an opening throw of 21.84 in the final. Majewski responded with 21.72 in the second round, and in defence of his Olympic crown pumped one out to 21.87 in round 3. Hoffa – at last doing himself justice at the Olympics – drew clear of Cantwell (20.95) and Armstrong (20.93) with his third throw of 21.23, while World Indoor Champion Whiting threw only 20.64 and missed the cut for the top eight.

Storl had improved to 21.86 in the second round, but his form deserted him in the second half of the competition as he tried to get ahead of the Pole. Majewski showed what a fine competitor he is with a final throw of 21.89, although he was a certain winner by then. His 21.89 was the third longest of his career and his best in three years.

## MEN'S SHOT PUT

## The Best on Points

28	Parry O'Brien USA	1952-1, 1956-1, 1960-2, 1964-4
23	Ralph Rose USA	1904-1, 1908-1, 1912-2
19	Udo Beyer GDR	1976-1, 1980-3, 1988-4

## Most Finals

4	O'Brien
3	12 men

## Most Appearances

4	Elmer Niklander FIN	1908-AC, 1912-4, 1920-2, 1924-6
	Raoul Paoli FRA	1912-16, 1920-12, 1924-9, 1928-18
	O'Brien	
	Les Mills NZL	1960-11, 1964-7, 1968-11, 1972-23Q
	Udo Beyer GDR/GER	1976-1, 1980-3, 1988-4, 1992-19Q
	Gert Weil CHI	1984-10, 1988-6, 1992-13Q, 1996-22Q
	Dragan Perić IOP/YUG/SCG (SRB)	1992-7, 1996-8, 2000-16Q, 2004-32Q
	Manuel Martínez ESP	1996-15Q, 2000-6, 2004-4, 2008-19Q
	Andrei Mikhnevich BLR	2000-9, 2004-4, 2008-dq/Final, 2012-dq/Q

## Placing Table

	G	S	B	4	5	6	7	8	M	Points
USA	18	19	12	11	7	5	5	4	49	461
GER	3	1	4	4	3	3	5	2	8	108
URS/EUN	1	2	3	2	1	1	1	3	6	62
FIN	2	2	-	3	1	2	3	-	4	61
POL	3	-	-	1	-	2	1	-	3	37
HUN	-	1	1	1	1	1	1	3	2	30
SWE	-	-	1	-	3	2	2	2	1	30
GBR	-	1	-	-	3	2	-	2	1	27
GRE	-	1	1	-	2	-	-	1	2	22
TCH (CZE)	-	-	2	-	1	-	2	1	2	21
ITA	1	-	-	1	-	1	1	-	1	18
UKR	-	-	1	-	2	1	-	-	1	17
SUI	-	-	1	1	1	-	-	-	1	15
BLR	-	-	-	2	1	-	-	1	0	15
DEN	-	1	-	1	-	-	-	-	1	12
CAN	-	-	1	-	1	-	-	-	1	10
ESP	-	-	1	-	-	1	-	-	1	9
FRA	-	-	-	1	-	-	-	-	0	5
EST	-	-	-	-	-	1	-	1	0	4
ARG	-	-	-	-	-	1	-	-	0	3
AUS	-	-	-	-	-	1	-	-	0	3
AUT	-	-	-	-	-	1	-	-	0	3

## Men's Shot Put, continued

## Placing Table

	G	S	B	4	5	6	7	8	M	Points
CHI	-	-	-	-	-	1	-	-	0	3
NZL	-	-	-	-	-	-	1	-	0	2
RSA	-	-	-	-	-	-	1	-	0	2
RUS	-	-	-	-	-	-	1	-	0	2
SRB	-	-	-	-	-	-	1	-	0	2
IOP (YUG/SRB)	-	-	-	-	-	-	1	-	0	2
YUG	-	-	-	-	-	-	-	2	0	2
NED	-	-	-	-	-	-	-	2	0	2
NOR	-	-	-	-	-	-	-	1	0	1
<b>Totals</b>	<b>28</b>	<b>28</b>	<b>28</b>	<b>28</b>	<b>27</b>	<b>26</b>	<b>26</b>	<b>25</b>	<b>84</b>	<b>991</b>

## Breakdown of GER placings:

GER	1	1	2	1	2	2	3	1	4	54
GDR	2	-	2	3	1	1	1	-	4	52
FRG	-	-	-	-	-	-	1	1	0	3
<b>Totals</b>	<b>3</b>	<b>1</b>	<b>4</b>	<b>4</b>	<b>3</b>	<b>3</b>	<b>5</b>	<b>2</b>	<b>8</b>	<b>108</b>

## Breakdown of URS/EUN placings:

RUS	-	2	3	-	1	1	1	1	5	42
UKR	1	-	-	1	-	-	-	1	1	14
BLR	-	-	-	1	-	-	-	-	0	5
LTU	-	-	-	-	-	-	-	1	0	1
<b>Totals</b>	<b>1</b>	<b>2</b>	<b>3</b>	<b>2</b>	<b>1</b>	<b>1</b>	<b>1</b>	<b>3</b>	<b>6</b>	<b>62</b>

## Breakdown of GBR placings:

GBR	-	-	-	-	2	2	-	2	0	16
IRL	-	1	-	-	1	-	-	-	1	11
<b>Totals</b>	<b>-</b>	<b>1</b>	<b>-</b>	<b>-</b>	<b>3</b>	<b>2</b>	<b>-</b>	<b>2</b>	<b>1</b>	<b>27</b>

## Breakdown of YUG placings:

CRO	-	-	-	-	-	-	-	1	0	1
SRB	-	-	-	-	-	-	-	1	0	1
<b>Totals</b>	<b>-</b>	<b>-</b>	<b>-</b>	<b>-</b>	<b>-</b>	<b>-</b>	<b>-</b>	<b>2</b>	<b>0</b>	<b>2</b>

## Discus Throw

Athens, 6 Apr 1896

1,	Robert Garrett	USA	29.15OR
2,	Panayiotis Paraskevopoulos	GRE	28.955
3,	Sotirios Versis	GRE	27.78
4,	George Robertson	GBR	25.20

Positions after 4th not known:

Louis Adler	FRA
Yorgos Papisideris	GRE
Henrik Sjöberg	SWE

(Competitors: 9; Countries: 6)

Garrett had practised in the USA with an implement weighing some 20 pounds (9kg), so the regulation 2kg discus seemed easy to throw in comparison. Nevertheless the American only won with his fifth throw, just edging out Paraskevopoulos, who had successively thrown 28.51, 28.88, and 28.955; all world bests with the 2kg event in its infancy. With the heritage of the event very much rooted in ancient Greece, this was a particularly difficult loss for the host country to accept.

Paris, 15 Jul 1900

1,	Rudolf Bauer	HUN	36.04OR
2,	František Janda-Suk	BOH	35.25
3,	Richard Sheldon	USA	34.60
4,	Panayiotis Paraskevopoulos	GRE	34.04
5,	Rezső Crettier	HUN	33.65
6,	Gustaf Söderström	SWE	33.30
7,	John Flanagan	USA	33.07
=8,	Eric Lemming	SWE	32.50
	Charles Winckler	DEN	32.50

(Competitors: 16; Countries: 8)

This is the only throwing event in Olympic history where trees and accuracy played a major part in deciding the competition. The event was held in the Bois de Boulogne with the throwing area lined by trees. Many of the throwers found their best casts going into the under-

growth, with Robert Garrett (three fouls) most notably affected. Of the top throwers only two improved in the finals – Janda-Suk from 35.04 to 35.25, and Sheldon from 34.10 to 34.60, but neither changed any of the placings, although Sheldon's throw was the longest on the finals day.

### St. Louis, 3 Sep 1904

1,	Martin Sheridan	USA	39.28 <sup>OR</sup>
2,	Ralph Rose	USA	39.28
3,	Nikolaos Yeorgantas	GRE	37.68
4,	John Flanagan	USA	36.15
5,	John Biller	USA	
6,	James Mitchel	USA	

(Competitors: 6; Countries: 2)

Series	1	2	3	4	5	6
Sheridan	37.14	?	?	38.10	39.28	?

Sheridan had won the US title from Mitchel in June and was slight favourite to win, though Rose, particularly after his shot win, was clearly a threat. As the athletes warmed up, it was the Greek, Yeorgantas, who won the most plaudits. The sculpted physique (1.81/85kg) and classic style of throwing from the standing position without "making two turns and twisting his body in all shapes", as recounted by Charles Lucas, "was as nearly perfect to the style of discus throwers of old as could be looked for." The Greek managed 37.68 which was good enough for third place. The two top Americans were tied with 39.28, and the only "throw-off" in Olympic history then took place, with Sheridan winning 38.96 to Rose's 36.75.

### Athens, 25 Apr 1906

1,	Martin Sheridan	USA	41.46 <sup>OR</sup>
2,	Nikolaos Yeorgantas	GRE	38.06
3,	Verner Järvinen	FIN	36.82
4,	Eric Lemming	SWE	35.62
5,	André Tison	FRA	34.81

(Competitors: 21; Countries: 9)

Δ Sheridan, world record holder at 43.69, was an easy winner, with a supporting throw of 41.02, and his margin of victory was the greatest ever in the event. He was a man of small stature (1.90/88kg) by today's throwing standards, but was a good enough athlete to win a medal in the 1908 standing long jump and place ninth in the triple jump.

### London, 16 Jul 1908

1,	Martin Sheridan	USA	40.89
2,	Merritt Giffin	USA	40.70
3,	"Bill" Horr	USA	39.44
4,	Verner Järvinen	FIN	39.42
5,	Arthur Dearborn	USA	38.52
6,	Lee Talbott	USA	38.40
7,	György Luntzer	HUN	38.34 (Juraj Luntzer)
8,	André Tison	FRA	38.30

(Competitors: 41; Countries: 11; Finalists: 3)

Sheridan, the greatest discus thrower of the day, was favourite to win, but was headed by Giffin 40.70 to 40.58 in the qualifying. Bill Horr was third with 39.44 just edging out Verner Järvinen, probably the most famous father in Finnish athletics history. None of the three Americans had been a winner in the selection meetings for the Olympic team, which were won by Dearborn, Burroughs and Ralph Rose. The athletic (1.81/81kg) Sheridan was the only one of the three finalists to improve, reaching 40.89 for the win.

### Stockholm, 12 Jul 1912

1,	Armas Taipale	FIN	45.21 <sup>OR</sup>
2,	Richard Byrd	USA	42.32
3,	James Duncan	USA	42.28
4,	Elmer Niklander	FIN	42.09
5,	Hans Tronner	AUT	41.24
6,	Arlie Mucks	USA	40.93
7,	George Philbrook	USA	40.92
8,	Emil Magnusson	SWE	39.91

(Competitors: 41; Countries: 15; Finalists: 3)

Series	1	2	3	4	5	6
Taipale	36.84	43.91	x	44.34	x	45.21
Byrd	37.48	42.32	x	41.09	x	x
Duncan	41.61	42.28	x	41.23	x	x
Niklander	42.09	x	x			
Tronner	39.97	x	41.24			
Mucks	40.54	40.93	x			
Philbrook	x	x	40.92			
Magnusson	39.91	x	x			

The favourite was James Duncan, who threw a world record of 47.58 some seven weeks before the Games. However, on the day Duncan could only reach 42.28, and that on his third attempt, to edge Finland's Elmer Niklander out of the final. Another Finn, Armas Taipale – a lanky (1.93/90kg) type who towered over his American opposition – stepped into the breach. After a poor opening throw, Taipale produced a throw good enough to win the gold medal, 43.91, and then twice improved in the finals, ending up with 45.21, almost 3m ahead of the field. A remarkable athlete, Taipale was capable of throwing 44m with either arm.

### Antwerp, 22 Aug 1920

		Qualifying (21 Aug)		
1,	Elmer Niklander	FIN	44.685	44.685
2,	Armas Taipale	FIN	44.19	44.19
3,	August Pope	USA	42.13	42.13
4,	Oscar Zallhagen	SWE	41.07	40.16
5,	William Bartlett	USA	40.875	40.875
6,	Allan Eriksson	SWE	39.41	39.41
7,	Valther Jensen	DEN		38.23
8,	"Ville" Pörhölä	FIN		38.19

(Competitors: 16; Countries: 8; Finalists: 6)

World record holder Taipale (48.27 in 1913) had won Finnish titles in 1919 and 1920, after Niklander had won the previous 10 championships. They, Zallhagen (45.77 in 1916) and Pope, winner of the US Trials with 44.63 were the top candidates.

All the top marks came in the qualifying stage on the afternoon of August 21, with the final taking place at 10:00 the following day. Niklander threw a fraction under half a metre more than Taipale in the preliminary rounds, and was barely threatened in the finals. Taipale threw 42m, while only Zallhagen improved in the final.

### Paris, 13 Jul 1924

		Qualifying		
1,(C16)	"Bud" Houser	USA	46.155 <sup>OR</sup>	46.155
2,(C3)	Vilho Niittymaa	FIN	44.95	44.95
3,(A6)	Thomas Lieb	USA	44.83	44.83
4,(B3)	August Pope	USA	44.42	44.42
5,(C7)	Ketil Askildt	NOR	43.405	43.405
6,(B10)	Glenn Hartranft	USA	42.49	42.16
7,(B12)	Elmer Niklander	FIN	42.09	
8,(A1)	Heikki Malmivirta	FIN	41.16	

(Competitors: 32; Countries: 18; held in 3 sections)

As in the shot Hartranft topped the world rankings, though on this occasion Lieb was a slight favourite having won the US Trials (with

46.78). All the top throws, other than Hartranft's best, came in the qualifying stage, with Houser again having the "right stuff" when it mattered. Hartranft only made the final six by 7cm. Both Niklander and Taipale, the previous two champions, were disappointments; Taipale threw 47.65 a week after the Games.

### Amsterdam, 1 Aug 1928

1, (D9)	"Bud" Houser	USA	47.32OR
2, (A1)	Antero Kivi	FIN	47.23
3, (B6)	James Corson	USA	47.10
4, (B4)	Harald Stenerud	NOR	45.80
5, (C10)	John Anderson	USA	44.87
6, (C1)	Eino Kenttā	FIN	44.17
7, (D3)	Ernst Paulus	GER	44.15
8, (A5)	Johan Trandem	NOR	43.97

(Competitors: 34; Countries: 19; Finalists: 12)

Series	1	2	3	4	5	6
Houser	x	x	47.32	45e	46.50e	43e
Kivi	45.30	45e	45.78	46e	47.23	42e
Corson	44.50	47.00	45e	45.50	46.50	47.10
Stenerud	x	44.82	43e	43.50	42e	45.80
Anderson	43.50	44.25	43e	44.00	44.87	43e
Kenttā	44.17	42e	43.80	40.50	44.00	40e
Paulus	41.50	43.80	44.15			
Trandem	43.97					

Concentrating on the discus and leaving the shot, Houser, who had become world record holder in 1926 with 48.20, produced two efforts further than 47m before Amsterdam and was favourite, though Hans Hoffmeister had thrown an unrated 48.77 a week before the Games.

Houser led the qualifiers, but not without some angst, as he registered no valid throw until his third round winning 47.32. Until then, Corson had led with 47.00 ahead of Kivi's 45.79. Behind them, Hoffmeister had a miserable day, throwing no more than 39.17. His giant (2.02) teammate Ernst Paulus – third ranked prior to Amsterdam – missed sixth place by 2cm with 44.15. Kivi improved to a personal best of 47.23 in the fifth round, while Corson had his best throw in the last round, but neither man improved his position.

### Los Angeles, 3 Aug 1932

1, (13)	John Anderson	USA	49.49OR
2, (15)	Henri LaBorde	USA	48.47
3, (17)	Paul Winter	FRA	47.85
4, (8)	Jules Noël	FRA	47.74
5, (9)	István Donogán	HUN	47.08
6, (2)	Endre Madarász	HUN	46.52
7, (11)	Kalevi Kotkas	FIN	45.87
8, (6)	Paul Jessup	USA	45.25

(Competitors: 18; Countries: 11)

Series	1	2	3	4	5	6
Anderson	47.87	48.86	49.39	49.49	48.72	47.98
LaBorde	48.23	x	48.45	x	48.47	47.15
Winter	45.89	47.16	46.72	47.34	42.45	47.85
Noël	44.85	44.26	46.42	47.74	45.07	46.38
Donogán	x	44.25	47.07	x	x	x
Madarász	39.32	46.52	40.51	44.50	x	x
Kotkas	43.62	45.87	42.44			
Jessup	39.14	43.97	45.25			

Despite the debacle of the 1932 steeplechase, when the athletes ran an extra lap, the worst piece of officiating in the 1932 Olympics took place in the discus. Jules Noël, who had beaten the US laws on alcohol prohibition by claiming that wine was an essential part of his diet, made occasional trips to the tunnel leading out of the stadium to fortify himself with swigs of champagne.

The efficacy was clear when, in round 4, the Frenchman hurled the discus out beyond the flag marking 49.39, which indicated Anderson's leading throw. All the officials were watching the final stages of the

pole vault, and missed seeing Noël's throw. He was awarded an extra throw, but could not repeat the effort, and placed fourth behind his chunky (1.74/91kg) teammate Paul Winter, and Henri LaBorde. The winner's six throws averaged 48.72 with four of his throws beyond LaBorde's best of 48.47.

### Berlin, 5 Aug 1936

1,	Ken Carpenter	USA	50.48OR
2,	Gordon Dunn	USA	49.36
3,	Giorgio Oberweger	ITA	49.23
4,	Reidar Sørli	NOR	48.77
5,	Willi Schröder	GER	47.93
6,	Nikolaos Syllas	GRE	47.75
7,	Gunnar Bergh	SWE	47.22
8,	Åke Hedvall	SWE	46.20

(Competitors: 31; Countries: 17; Finalists: 13)

Series	1	2	3	4	5	6
Carpenter	x	44.53	48.98	x	50.48	47.48
Dunn	x	49.36	48.04	47.21	47.77	x
Oberweger	46.67	46.65	49.23	47.28	x	x
Sørli	47.01	48.77	46.79	47.66	48.65	48.77
Schröder	44.79	47.22	45.01	47.39	47.81	47.93
Syllas	47.75	44.58	47.07	45.34	47.59	47.67
Bergh	44.19	47.13	47.22			
Hedvall	46.20	46.15	45.83			

In 1934-35 Harald Andersson dominated the event, becoming the first man to make 50m throws commonplace. Although Willi Schröder set a world record of 53.10, Andersson ended up with seven of the 10 best throws that year. In 1936, however, Andersson injured his throwing hand and didn't reach the qualifying level of 44m for the Olympic final. Schröder, a notably inconsistent thrower did make the final, but was never a factor for a medal. The principals were the large Americans Gordon Dunn (1.93/105kg) and Ken Carpenter (1.90/102kg), and the altogether leaner Italian Giorgio Oberweger (1.89/82kg), who was also an international 110m hurdler.

After Syllas of Greece led the first round of the final with a modest 47.75, Dunn threw 49.36 in the next stanza, and Oberweger achieved his best of 49.23 in the third round. At the halfway stage Carpenter was third after overtaking Sørli's 48.77 with 48.98. The only thrower to improve in the second half was Carpenter with his winning throw of 50.48.

Bergh and Schroder contested a throw-off for a place in the final three rounds which the German won 47.64 to 46.19.

### London, 2 Aug 1948

1, (6)	Adolfo Consolini	ITA	52.78OR
2, (7)	Giuseppe Tosi	ITA	51.78
3, (12)	Fortune Gordien	USA	50.77
4, (9)	Ivar Ramstad	NOR	49.21
5, (5)	Ferenc Klics	HUN	48.21
6, (3)	Veikko Nyqvist	FIN	47.33
7, (4)	Nikolaos Syllas	GRE	47.25
8, (8)	Stein Johnson	NOR	46.54

(Competitors: 28; Countries: 18; Finalists: 12)

Series	1	2	3	4	5	6
Consolini	49.67	52.78	47.94	x	50.51	50.43
Tosi	51.78	48.81	50.11	50.09	x	51.18
Gordien	47.95	49.20	50.77	x	48.74	x

Just eight throwers reached the qualifying mark of 46.00, with Consolini topping the list with 51.08 ahead of Tosi (50.56) and Gordien (48.40). The final took place in wet conditions, with the result that nearly all the best throws took place early on before the circle got too slippery. Both Consolini and Gordien were quick and relatively small – in the 1.83-84m/100-105kg range – while Tosi was a big man

(1.93/125kg), who was less affected by the difficult circle. He was still able to throw 51m+ in the final round. In a season when the world lists were topped by Consolini (55.33), Tosi (54.80) and Gordien (54.54), it was no great surprise for the Olympic result to follow the same ranking.

### Helsinki, 22 Jul 1952

1, (13) Sim Iness	USA	55.03OR
2, (14) Adolfo Consolini	ITA	53.78
3, (4) James Dillion	USA	53.28
4, (15) Fortune Gordien	USA	52.66
5, (16) Ferenc Klics	HUN	51.13
6, (5) Otto Grigalka	RUS	URS 50.71
7, (17) Roland Nilsson	SWE	50.06
8, (9) Giuseppe Tosi	ITA	49.03

(Competitors: 32; Countries: 20; Finalists: 12)

Series	1	2	3	4	5	6
Iness	53.47	54.60	55.03	53.49	54.13	52.83
Consolini	51.69	53.78	53.45	50.63	50.08	51.20
Dillion	52.47	48.06	51.76	53.28	x	52.28
Gordien	52.52	52.66	51.71	51.48	x	49.93
Klics	48.74	49.07	51.13	x	49.79	x
Grigalka	50.71	x	47.84	x	x	x
Nilsson	x	48.90	50.06			
Tosi	45.85	49.03	48.97			

Consolini led the qualifiers with 51.89, as 12 men beat the 46m standard, although Gordien only managed to do so with his third throw. The final was quickly settled, with Iness taking the lead in the first round with 53.47, from teammates Gordien (52.52) and Dillion (52.47). Iness reached 54.60 on his next throw, with Consolini moving into second with 53.78. Gordien, whose throws suffered from being launched at too high an angle, also reached his best (52.66) in the second round. Iness dominated proceedings. The part Sioux giant (1.98/109kg) achieved his winning distance in round 3, and three of his six throws were beyond the best of Consolini. Like Gordien, the Italian faltered under the pressure exerted by Iness, and tightened up on his throws.

### Melbourne, 27 Nov 1956

1, (9) Al Oerter	USA	56.36OR
2, (6) Fortune Gordien	USA	54.81
3, (15) Des Koch	USA	54.40
4, (10) Mark Pharaoh	GBR	54.27
5, (16) Otto Grigalka	RUS	URS 52.37
6, (1) Adolfo Consolini	ITA	52.21
7, (5) Ferenc Klics	HUN	51.82
8, (12) Dako Radošević	BIH	YUG 51.69

(Competitors: 20; Countries: 15; Finalists: 16)

Series	1	2	3	4	5	6
Oerter	56.36	53.81	53.22	55.08	53.28	54.93
Gordien	54.75	49.18	51.40	53.84	52.75	54.81
Koch	50.53	x	53.55	53.64	54.40	54.03
Pharaoh	52.52	x	52.36	49.85	54.27	53.16
Grigalka	51.25	50.09	52.37	49.44	x	50.13
Consolini	51.92	52.21	52.13	x	51.29	52.01
Klics	51.75	51.82	51.61			
Radošević	50.99	51.26	51.69			

Gordien topped the world list with his US Trials win of 57.21, with Consolini just behind with a new European record of 56.85. Rated just behind them was the 20 year-old Oerter, who led the qualifiers with 51.18. Gordien was content to make the final with 47.66. The definitive Olympic competitor, Oerter watched Gordien reach 54.75, and later said "I really was keyed up, and felt inspired." The result – a lifetime best of 56.36 and the Olympic record. The big (1.91/107kg) third year university student produced two more throws beyond the best the rest could muster, which was 54.81 by Gordien in the final round. Consolini

had an off-day, and the bronze was won by Koch; the American eventually out-threw the surprising Pharaoh, who savaged the British record with his fifth round 54.27 to finish just 13cm behind Koch. Oerter later said of his win "I don't know how I did it, everything just went right."

### Rome, 7 Sep 1960

1, (11) Al Oerter	USA	59.18OR
2, (6) "Rink" Babka	USA	58.02
3, (5) Dick Cochran	USA	57.16
4, (14) József Szécsényi	HUN	55.79
5, (10) Edmund Piątkowski	POL	55.12
6, (1) Viktor Kompaneyets	UKR	URS 55.06
7, (12) Carmelo Rado	ITA	54.00
8, (21) Kim Bukhantsev	RUS	URS 53.61

(Competitors: 35; Countries: 22; Finalists: 22)

Series	1	2	3	4	5	6
Oerter	57.64	56.73	56.53	56.73	59.18	57.19
Babka	58.02	55.33	56.14	54.93	57.52	57.41
Cochran	x	54.75	48.71	54.51	57.16	54.49
Szécsényi	54.58	x	54.86	55.22	55.79	55.61
Piåtkowski	54.06	51.52	54.29	x	55.12	x
Kompaneyets	55.06	53.39	x	53.52	x	51.08
Rado	51.10	52.65	54.00			
Bukhantsev	48.32	52.59	53.61			

Oerter was favoured to win, despite Babka's victory at the US Trials and the fact that he equalled Piåtkowski's world record of 59.91 three weeks before Rome. Twenty-two men made the soft qualifying standard of 52.00, led by Oerter's Olympic record of 58.43. The huge (1.96/123kg) Babka took the lead in round 1 with 58.02 as compared with Oerter's 57.64. At halfway Kompaneyets headed the bald Szécsényi by 20cm with 55.06, with Cochran (54.75) and Piåtkowski (54.29) next. Consolini's Olympic career finally came to an end with a relatively modest 52.44 for 17th place.

Cochran moved to third in the fifth round with 57.16 and Piåtkowski edged into fifth with 55.12 just behind Szécsényi's 55.79. Up ahead Oerter was still second, but the sporting Babka advised him to carry his left arm higher in the circle. Oerter followed the advice and came up with a personal best of 59.18, for which he thanked Babka, and wished him luck. Babka's effort fell short, but the USA had its fourth clean sweep in Rome.

### Tokyo, 15 Oct 1964

1, (9) Al Oerter	USA	61.00OR
2, (7) Ludvík Daněk	CZE	TCH 60.52
3, (3) Dave Weill	USA	59.49
4, (1) Jay Silvester	USA	59.09
5, (4) József Szécsényi	HUN	57.23
6, (2) Zenon Begier	POL	57.06
7, (11) Edmund Piåtkowski	POL	55.81
8, (8) Vladimir Trusenyov	RUS	URS 54.78

(Competitors: 28; Countries: 21; Finalists: 12)

Series	1	2	3	4	5	6
Oerter	57.65	58.34	55.11	54.37	61.00	-
Daněk	59.73	58.83	x	60.52	58.38	57.17
Weill	x	59.49	56.24	56.15	55.94	52.45
Silvester	56.99	x	57.54	57.46	59.09	x
Szécsényi	54.34	52.14	56.97	57.23	x	54.66
Begier	57.06	52.45	55.83	x	x	56.68
Piåtkowski	52.94	55.81	53.87			
Trusenyov	53.70	54.78	52.98			

Oerter, always thought of as a championship competitor, had developed into a record breaker, being the first to reach 200 feet (60.96) in 1962, and then setting three further records, the last of which was 62.94 in Olympic year. However, this was bettered by the long-limbed (1.94/106kg) Daněk with 64.55 in August.



Oerter had a cervical disk injury during the season, and then tore cartilages in the lower rib area which needed to be bound up. He coped well with this, setting an Olympic record in qualifying with 60.54. However, in the final Oerter was in third at halfway, with Daněk's opener (59.73) leading from big (2.01/121kg) Dave Weill (59.49). Jay Silvester, the third American, was still recovering from walking into a low concrete beam on entry to the stadium, which rendered him unconscious. Oerter was meanwhile being treated with ice packs to stop internal bleeding. Throwing meant that "it felt like somebody was trying to tear out my ribs," but as Oerter said later – somewhat tongue in cheek – "these are the Olympics, you die for them." Daněk improved in round 4 to 60.52, and Silvester threw 59.09 to move into third place ahead of Oerter. The immense (1.93/118kg) Oerter turned a little slower in the fifth round, trying to make his implement fly higher; it worked, as the disk flew out to 61.00 for his third gold medal.

### Mexico City, 15 Oct 1968

1, (2)	Al Oerter	USA	64.78	OR
2, (4)	Lothar Milde	GDR	63.08	
3, (3)	Ludvík Daněk CZE	TCH	62.92	
4, (7)	Hartmut Losch	GDR	62.12	
5, (10)	Jay Silvester	USA	61.78	
6, (1)	Gary Carlsen	USA	59.46	
7, (8)	Edmund Piątkowski	POL	59.40	
8, (5)	Ricky Bruch	SWE	59.28	

(Competitors: 27; Countries: 19; Finalists: 12)

Series	1	2	3	4	5	6
Oerter	61.78	x	64.78	62.42	64.74	64.04
Milde	62.44	63.08	62.58	59.98	60.24	58.00
Daněk	60.62	x	62.92	x	61.28	61.34
Losch	62.12	61.68	60.34	59.48	58.94	59.50
Silvester	61.10	61.78	x	x	x	60.44
Carlsen	58.62	59.26	59.46	59.30	52.60	58.54
Piåtkowski	59.40	58.46	57.66	57.52	x	58.72
Bruch	58.94	58.02	58.12	59.28	58.50	58.34

Jay Silvester ended the season as the number one thrower in the world, winning 20 of his 22 competitions, beating Oerter 6-2 and improving the world record to 68.40. Silvester led the qualifiers as the only man to throw over 200 feet – 63.34 – a new Olympic record. As the competitors warmed up for the final a virulent thunderstorm began. Just one thrower remained out in the rain – Oerter, who continued to throw, acclimatising himself to the circle.

The mountainous Oerter, now 125kg, led Silvester when the competition finally got under way, with 61.78 to 61.10. However, both Milde (62.44) and European Champion Losch (62.12) were ahead of the Americans. Milde increased the lead with 63.08 as Silvester moved into third by equalling Oerter's 61.78. Four throws later came the hammer blow. Oerter, never technically brilliant but possessing an arm like a freight train, let go a lifetime best of 64.78, which effectively deflated Silvester. He managed just one throw further than 60m with his last four throws, while Oerter piled on the pressure with two more over 64m. Daněk had taken over third on the first throw after Oerter's big effort, and the top positions remained unchanged, with Oerter setting a record of four consecutive gold medals.

### Munich, 2 Sep 1972

1, (2)	Ludvík Daněk CZE	TCH	64.40
2, (9)	Jay Silvester	USA	63.50
3, (8)	Ricky Bruch	SWE	63.40
4, (12)	John Powell	USA	62.82
5, (4)	Géza Fejér	HUN	62.62
6, (1)	Detlef Thorith	GDR	62.42
7, (11)	Ferenc Téglá	HUN	60.60
8, (5)	Tim Vollmer	USA	60.24

(Competitors: 29; Countries: 18; Finalists: 14)

Series	1	2	3	4	5	6
Daněk	58.12	60.38	62.38	62.54	61.70	64.40
Silvester	62.12	x	63.50	x	x	62.86
Bruch	59.12	x	61.52	62.76	63.40	62.60
Powell	61.92	62.82	60.44	x	61.38	x
Fejér	62.50	62.56	x	x	61.50	62.62
Thorith	61.74	62.42	61.06	x	59.88	x
Téglá	58.38	59.66	57.40	x	58.16	60.60
Vollmer	59.26	60.24	x	x	x	58.54

In an Oerter-less environment Daněk, Silvester and Bruch were considered difficult to grade, though better than the rest, and so it turned out. Daněk led the qualifiers past 59m with 64.32. In the final Silvester led the first round with 62.12, before Thorith (62.42), Fejér (62.56) and the technically excellent Powell (62.82) moved ahead in round 2. Silvester got off a good throw in the third round (63.50) which was threatened only by Bruch's 63.40 prior to the final round. Daněk, who had lived "discus" while in Munich, had slowly improved to fifth place, but now needed a good throw. The Czech put everything into the throw, rotating twice in the circle after the implement was on its way, to 64.40 and the gold medal. Though beaten, Silvester finally had a medal at the third attempt.

### Montreal, 25 Jul 1976

1, (11)	Mac Wilkins	USA	67.50
2, (8)	Wolfgang Schmidt	GDR	66.22
3, (2)	John Powell	USA	65.70
4, (6)	Norbert Thiede	GDR	64.30
5, (13)	Siegfried Pachale	GDR	64.24
6, (1)	Pentti Kahma	FIN	63.12
7, (5)	Knut Hjeltnes	NOR	63.06
8, (10)	Jay Silvester	USA	61.98

(Competitors: 30; Countries: 20; Finalists: 15)

Series	1	2	3	4	5	6
Wilkins	61.78	67.50	63.44	63.52	x	66.14
Schmidt	63.68	x	65.16	x	63.96	66.22
Powell	62.48	64.24	65.70	60.48	60.20	64.24
Thiede	62.40	61.66	61.98	63.02	64.30	63.04
Pachale	59.62	64.04	60.02	61.08	59.62	64.24
Kahma	63.12	61.22	x	x	x	61.94
Hjeltnes	60.26	62.02	61.60	61.26	61.24	63.06
Silvester	61.60	x	x	x	61.98	x

Mac Wilkins boomed his first throw in the qualifying round out to 68.28, the furthest ever seen in major competition. He was already the favourite, having broken the world record three times in one day in May. The one threat to him was considered to be Wolfgang Schmidt. The young East German led in the first round with a relatively modest 63.68. John Powell, a former world record holder, threw 64.24, but Wilkins then took control with 67.50. Powell, with 65.70, and Schmidt (65.16) both improved in the third round, and there the top three positions stayed until the last round. With his final throw, Schmidt took great care in the circle, launching the disk out to 66.22 to win the silver medal and hearty congratulations from Wilkins, whose relationship with the German was much warmer than with Powell. Silvester made the top eight in his fourth Olympics at the age of 38.

### Moscow, 28 Jul 1980

1, (10)	Viktor Rashchupkin	RUS	URS	66.64
2, (9)	Imrich Bugár	CZE	TCH	66.38
3, (11)	Luís Delís	CUB	CUB	66.32
4, (6)	Wolfgang Schmidt	GDR	GDR	65.64
5, (8)	Yuriy Dumchev	RUS	URS	65.58
6, (12)	Igor Duginyets	UKR	URS	64.04
7, (5)	Emil Vladimirov	BUL	BUL	63.18
8, (1)	Velko Velev	BUL	BUL	63.04

(Competitors: 18; Countries: 12; Finalists: 12)

Series	<u>1</u>	<u>2</u>	<u>3</u>	<u>4</u>	<u>5</u>	<u>6</u>
Rashchupkin	62.38	64.72	65.08	66.64	60.48	x
Bugár	65.14	61.78	64.34	66.38	64.42	65.96
Delis	x	63.46	x	65.30	x	66.32
Schmidt	x	61.60	65.30	65.64	65.34	x
Dumchev	64.78	x	65.58	x	63.16	x
Duginyets	62.18	64.04	63.18	x	62.04	x
Vladimirov	62.84	63.18	61.60	61.70	61.60	61.20
Velev	60.88	60.74	63.04	61.14	x	61.72

The big story of the year had been the comeback of 43 year-old Oerter, who finished second on the world list with a lifetime best of 69.46. He placed only fourth in the meaningless US Trials; one felt that he might have placed higher in that meeting if he knew his country would be attending the Games. Mac Wilkins, another removed from Olympic contention because of the boycott, was again the best thrower in the world. World record holder Schmidt was the favourite, but was fighting an injury to his right leg. The leading qualifier was Bugár at 65.08, while Armin Lemme (GDR) and Iosif Nagy (ROU), both 65m men, failed to qualify with the cut-off at 59.92.

In the final, Bugár led after round 1 with 65.14, and was overtaken in the third by Schmidt (65.30), then Dumchev (65.58). In a fascinating battle, Schmidt then edged into the lead on 65.64, only to be overtaken by Bugár's 66.38, before Rashchupkin produced the sixth change of lead with 66.64. This was a lifetime best for the Russian, who would never again approach such a distance. One who did get close enough for a bronze was Cuba's relatively small (1.85/105kg) but quick Luís Delis. In fifth place with 65.30, Delis stepped up for his penultimate effort and let fly a beautiful throw, which landed around 67m and was measured at 66.32.

### Los Angeles, 10 Aug 1984

1, (2) Rolf Danneberg	FRG	66.60
2, (7) Mac Wilkins	USA	66.30
3, (6) John Powell	USA	65.46
4, (4) Knut Hjeltnes	NOR	65.28
5, (11) Art Burns	USA	64.98
6, (8) Alwin Wagner	FRG	64.72
7, (5) Luciano Zerbini	ITA	63.50
8, (1) Stefan Fernholm	SWE	63.22

(Competitors: 20; Countries: 14; Finalists: 12)

Series	<u>1</u>	<u>2</u>	<u>3</u>	<u>4</u>	<u>5</u>	<u>6</u>
Danneberg	64.74	x	63.64	66.60	x	66.22
Wilkins	65.96	x	65.20	x	66.30	x
Powell	64.68	63.34	64.12	64.06	65.14	65.46
Hjeltnes	64.72	62.40	65.28	63.78	62.50	64.32
Burns	63.72	x	x	x	63.32	64.98
Wagner	61.82	62.76	62.70	63.94	61.16	64.72
Zerbini	60.18	61.14	63.50	x	x	60.14
Fernholm	63.08	x	62.20	63.22	62.20	59.82

As in so many events, the 1984 boycott affected the discus as the best two throwers of the year – Imrich Bugár (TCH) and Luís Delis (CUB) – were not in Los Angeles. The American trio was expected to sweep the medals, with the old firm of Wilkins and Powell fighting out for the gold. Wilkins led the qualifiers with 65.86 and improved to 65.96 with his first throw of the final. Grouped behind him were Danneberg (64.74), Hjeltnes (64.72) and Powell (64.68).

Danneberg, who had slipped to third behind Hjeltnes' 65.28, was very much the number three German before LA, finishing third in the German trials. He had a poor international championship record, having failed to qualify for the 1982 European final, but in the fourth round he sent the discus out to 66.60. Wilkins replied with a gold medal throw, but again foot fouled, and then reached 66.30. Danneberg went over 66m again in the final round, and Powell then had his best throw, 65.46, to take the bronze medal. "I did everything right, except win," said Wilkins.

### Seoul, 1 Oct 1988

1, (2) Jürgen Schult	GDR	68.82OR
2, (5) Romas Ubartas	LTU	URS 67.48
3, (11) Rolf Danneberg	FRG	67.38
4, (1) Yuriy Dumchev	RUS	URS 66.42
5, (4) Mac Wilkins	USA	65.90
6, (6) Géjza Valent	CZE	TCH 65.80
7, (7) Knut Hjeltnes	NOR	64.94
8, (12) Alois Hannecker	FRG	63.28

(Competitors: 29; Countries: 20; Finalists: 12)

Series	<u>1</u>	<u>2</u>	<u>3</u>	<u>4</u>	<u>5</u>	<u>6</u>
Schult	68.82	67.92	65.76	68.18	65.70	68.26
Ubartas	66.86	66.20	66.24	64.40	63.74	67.48
Danneberg	65.58	63.60	x	63.88	67.38	62.56
Dumchev	64.00	63.74	63.54	63.66	62.86	66.42
Wilkins	61.88	x	65.12	63.84	65.90	62.96
Valent	x	63.36	62.46	62.80	64.28	65.80
Hjeltnes	63.30	x	64.10	64.94	63.22	x
Hannecker	60.28	62.50	63.28	60.94	61.54	x

Schult had won the 1987 world title with 68.74, the longest ever throw in a major championship, and was firm favourite for Seoul gold. The second thrower in the final, Schult stepped into the circle, and whirled the discus out to an Olympic record 68.82. The challengers were class: Dumchev, former world record holder who finished with 66.42 for a solid fourth place. Wilkins, in his third Olympics in 12 years, like Dumchev an erstwhile world record holder, and unlike the Russian a former Olympic winner. At 37, Wilkins was still good enough to throw 65.90 for fifth place. Danneberg, the reigning champion, threw further than his 1984 win to take bronze with 67.38. Best of the silver medal contenders was Romas Ubartas, a giant (2.02/125kg) Lithuanian, who backed up his 1986 European title with 67.48 in the last round to edge Danneberg. Ahead of them all, Schult produced four throws beyond the best of the rest for the most dominant win since Oerter's 1968 victory.

### Barcelona, 5 Aug 1992

1, (12) Romas Ubartas	LTU	65.12
2, (8) Jürgen Schult	GER	64.94
3, (4) Roberto Moya	CUB	64.12
4, (9) Costel Grasu	ROU	62.86
5, (10) Attila Horváth	HUN	62.82
6, (3) Juan Martínez	CUB	62.64
7, (2) Dmitriy Kovtsun	UKR	EUN 62.04
8, (6) Dmitriy Shevchenko	RUS	EUN 61.78

(Competitors: 32; Countries: 24; Finalists: 12)

Series	<u>1</u>	<u>2</u>	<u>3</u>	<u>4</u>	<u>5</u>	<u>6</u>
Ubartas	60.90	62.64	64.36	x	65.12	x
Schult	64.26	63.54	63.84	63.38	64.94	63.08
Moya	64.12	x	x	62.72	x	62.02
Grasu	59.90	60.50	62.18	62.86	62.40	x
Horváth	62.50	62.72	62.82	x	62.56	62.06
Martínez	61.72	61.30	61.86	62.64	62.10	x
Kovtsun	x	60.04	60.58	x	60.66	62.04
Shevchenko	61.78	60.92	x	x	x	x

The Soviet Union was in the middle of disintegrating during 1992, with only the Baltic countries fully seceded from the USSR by the time of Barcelona. Romas Ubartas had been the top thrower of 1991 but had missed the World Championships, preferring to wait a year to compete for Lithuania rather than represent the USSR again. Ubartas led the qualifiers with 66.08, but had to wait until round 3 of the final before overtaking Schult's 64.26 by 10cm. Schult regained the lead in the penultimate round with 64.94, only for Ubartas to respond immediately with 65.12. Roberto Moya was the surprise bronze medallist, having thrown 64.12 in the opening round. A bigger surprise was that World Champion Lars Riedel and Ubartas's experienced countryman Vaclavas Kidykas each failed to qualify.

**Atlanta, 31 Jul 1996**

1, (6)	Lars Riedel	GER	69.40 <sup>OR</sup>
2, (7)	Vladimir Dubrovshchik	BLR	66.60
3, (10)	Vasily Kaptyukh	BLR	65.80
4, (8)	Anthony Washington	USA	65.42
5, (1)	Virgilijus Alekna	LTU	65.30
6, (3)	Jürgen Schult	GER	64.62
7, (9)	Vitaliy Sidorov	UKR	63.78
8, (2)	Vaclavas Kidykas	LTU	62.78

(Competitors: 39; Countries: 30; Finalists: 12)

Series	1	2	3	4	5	6
Riedel	x	x	65.40	63.10	69.40	69.24
Dubrovshchik	64.86	66.60	64.38	59.68	x	x
Kaptyukh	63.24	64.00	65.80	x	63.82	65.08
Washington	65.42	x	x	61.34	x	62.50
Alekna	62.28	65.30	64.50	x	64.54	63.74
Schult	62.82	64.42	62.62	64.62	64.38	63.78
Sidorov	63.44	x	x	62.76	63.78	62.82
Kidykas	61.48	57.52	62.78	x	61.68	61.88

Lars Riedel had won three world titles by the time of Atlanta but his failure to qualify for the Barcelona final gave him a big incentive for the '96 Olympics. Having led the 39 throwers in the qualifying with 64.66, Riedel had one chance left following two foul throws in the final. After a toilet break, he responded by throwing 65.40 for fourth position. Ahead of him were Dubrovshchik, the tough Belarusian who threw 66.60 in the second round, and his teammate Kaptyukh who was in second with 65.80. Anthony Washington, America's best, was just 2cm ahead of the German.

Riedel, possibly the finest natural talent the event had seen (Al Oerter was left openmouthed in wonderment at Riedel's physique when the two met for the first time) had to wait until the fifth round before producing a throw commensurate with his talent. His 69.40 was an Olympic record, and his final throw of 69.24 also exceeded the old record.

**Sydney, 25 Sep 2000**

1, (9)	Virgilijus Alekna	LTU	69.30
2, (6)	Lars Riedel	GER	68.50
3, (8)	Frantz Kruger	RSA	68.19
4, (4)	Vasily Kaptyukh	BLR	67.59
5, (7)	Adam Setliff	USA	66.02
6, (5)	Jason Tunks	CAN	65.80
7, (2)	Vladimir Dubrovshchik	BLR	65.13
8, (10)	Jürgen Schult	GER	64.41

(Competitors: 46; Countries: 30; Finalists: 12)

Series	1	2	3	4	5	6
Alekna	58.55	67.54	68.73	66.64	69.30	64.78
Riedel	65.18	x	68.50	68.08	67.33	63.87
Kruger	67.89	x	68.19	68.06	x	62.72
Kaptyukh	58.93	64.50	67.59	64.42	65.07	66.70
Setliff	60.50	66.02	64.72	65.10	63.10	61.99
Tunks	59.59	64.58	65.35	x	65.80	64.38
Dubrovshchik	63.95	65.13	x	64.32	x	60.15
Schult	x	60.83	63.34	64.41	62.63	61.96

Reigning champion Riedel led the qualifiers with 68.15 with Kruger (67.54) and Alekna (67.10) close behind. The massive Kruger (2.03/118kg) was the early leader in the final with 67.89. Round three saw major movements, as Kruger improved to 68.19 but found himself only in third place, just ahead of Kaptyukh's pb throw of 67.59. Riedel had preceded the South African with 68.50, and Kruger was followed by Alekna with 68.73. Alekna proved his status as favourite by improving to 69.30 with his penultimate throw. The imposing (2.00/130kg) winner had once worked as a bodyguard to the former President of Lithuania.

**Athens, 23 Aug 2004**

1, (12)	Virgilijus Alekna	LTU	69.89 <sup>OR</sup>
2, (5)	Zoltán Kővágó	HUN	67.04
3, (7)	Aleksander Tammert	EST	66.66
4, (2)	Vasily Kaptyukh	BLR	65.10
5, (9)	Frantz Kruger	RSA	64.34
6, (8)	Casey Malone	USA	64.33
7, (11)	Lars Riedel	GER	62.80
8, (10)	Hannes Hopley	RSA	62.58

(Competitors: 39; Countries: 26; Finalists: 12)

Series	1	2	3	4	5	6
Alekna	69.89	x	x	x	69.49	x
Kővágó	57.31	66.40	66.03	67.04	58.25	x
Tammert	66.66	x	64.28	63.95	64.04	x
Kaptyukh	65.10	59.82	62.88	63.44	64.89	63.63
Kruger	64.34	x	61.01	62.53	x	60.73
Malone	62.80	60.34	x	64.33	62.73	63.65
Riedel	x	62.80	x	-	-	-
Hopley	60.18	61.99	62.58	-	-	-
Fazekas	66.39	70.93	69.35	68.92	67.64	-

There were two candidates for gold, defending champion Alekna, and European Champion Robert Fazekas (HUN). The Hungarian led the qualifying with 68.10 to Alekna's 67.79, with Tammert (65.70) the only other thrower to reach the automatic qualifying mark of 64.50.

In the final Fazekas began with 66.39, but was quickly overtaken by Tammert (66.66) and Alekna, who improved Lars Riedel's Olympic record of 69.40 with 69.89. Fazekas, who had thrown a massive 71.25 in winning the 2002 World Cup, then threw 70.93, the second-longest throw ever in a major meeting. Alekna tightened up, throwing well only in the fifth round with 69.49. Behind them Tammert's opening throw held up for third, until Kővágó hit 67.04 in the fourth. Riedel's challenge for a medal dissipated with his third round groin injury which caused him to withdraw. Fazekas then took a victory lap, but the drama was not finished. Before the medal ceremony, the Hungarian was disqualified as he "refused to provide a complete urine sample", according to the IOC. So the title was retained by Alekna.

**Beijing, 19 Aug 2008**

1, (11)	Gerd Kanter	EST	68.82
2, (7)	Piotr Małachowski	POL	67.82
3, (4)	Virgilijus Alekna	LTU	67.79
4, (10)	Robert Harting	GER	67.09
5, (9)	Frank Casanas	ESP	66.49
6, (2)	Bogna Pishchalnikov	RUS	65.88
7, (12)	Rutger Smith	NED	65.39
8, (6)	Robert Fazekas	HUN	63.43

(Competitors: 37; Countries: 29; Finalists: 12)

Series	1	2	3	4	5	6
Kanter	63.44	66.38	62.75	68.82	x	65.98
Małachowski	66.45	67.82	66.98	63.91	65.78	x
Alekna	x	65.77	64.42	67.79	x	67.18
Harting	65.58	64.84	67.09	x	x	66.51
Casanas	59.54	62.16	64.46	64.11	64.97	66.49
Pishchalnikov	64.09	64.25	61.13	65.88	x	x
Smith	64.61	65.31	64.36	64.25	x	65.39
Fazekas	62.25	63.43	62.49	x	x	59.34

Alekna was a slight favourite over World Champion Kanter, having defeated him 3-1 in 2008 prior to Beijing. The qualifying round saw the demise of all three US throwers, along with Zoltán Kővágó (HUN) and Iran's talented Ehsan Hadadi (69.32 in June).

Consistent Małachowski surprisingly led at the end of the first round in the final with 66.45, and by the end of the next round he had consolidated his lead with 67.82, ahead of Kanter (66.38) and Alekna (65.77). Harting went into silver medal position in round three with 67.09, and it was only in the fourth stanza, on consecutive throws, that Alekna (67.79), and Kanter (68.82) clicked. Alekna had the only other 67m throw (67.18) in the final round, before Kanter set off on a joyous vic-

tory lap. After winning his Olympic gold, the New York Times invited him to see how far he could throw a variety of familiar objects. The best he managed was 50m for a 400g tin of sardines

## London, 7 Aug 2012

1, (10)	Robert Harting	GER	68.27
2, (7)	Ehsan Hadadi	IRI	68.18
3, (4)	Gerd Kanter	EST	68.03
4, (3)	Virgilijus Alekna	LTU	67.38
5, (11)	Piotr Małachowski	POL	67.19
6, (12)	Martin Wierig	GER	65.85
7, (6)	Frank Casanas	ESP	65.56
8, (1)	Vikas Gowda	IND	64.79

(Competitors: 41; Countries: 24, Finalists: 12)

Series	1	2	3	4	5	6
Harting	67.79	x	67.27	66.45	68.27	67.08
Hadadi	68.18	64.09	67.28	66.98	x	x
Kanter	65.07	65.79	66.02	65.96	68.03	66.99
Alekna	67.38	x	x	66.07	x	x
Małachowski	62.50	66.92	x	67.19	x	x
Wierig	63.34	63.98	x	65.85	64.79	65.12
Casanas	65.56	x	x	64.92	65.48	63.16
Gowda	64.79	60.95	63.03	64.15	64.48	63.89

Harting was the solid favourite and reached 67.79 with his initial effort, but the lead was held by Hadadi's excellent opener of 68.18. The Iranian maintained his lead until an eventful fifth round. Kanter moved up from fifth to second with a seasonal best 68.03, and then Harting crept into the lead with 68.27. With the final throw of the contest, Hadadi spun the discus to around 68.50, but his foot just touched the rim of the circle and so was red-flagged. For the first time five men threw beyond 67m in a major championship.

Harting's celebrations included his usual barehanded shredding of his singlet "Hulk" style and speeding over the women's barriers set up for the 100m Hurdles final. His day ended on a lower note when his wallet and accreditation were stolen while partying on the MS Deutschland, anchored at Canary Wharf. He was forced to sleep rough overnight and only got access to the Olympic village the following morning. Happily his medal was safe, because the ceremony didn't take place until later that day.

### MEN'S DISCUS THROW

#### The Best on Points

32	Al Oerter USA	1956-1, 1960-1, 1964-1, 1968-1
31	Virgilijus Alekna LTU	1996-5, 2000-1, 2004-1, 2008-3, 2012-4
24	Martin Sheridan USA	1904-1, 1906-1, 1908-1

#### Most Finals

5	Alekna	
4	Adolfo Consolini ITA	1948-1, 1952-2, 1956-6, 1960-17
	Ferenc Klics HUN	1948-5, 1952-5, 1956-7, 1960-10
	Oerter	
	Ludvík Daněk TCH (CZE)	1964-2, 1968-3, 1972-1, 1976-9
	Jay Silvester USA	1964-4, 1968-5, 1972-2, 1976-8
	Jürgen Schult GDR/GER	1988-1, 1992-2, 1996-6, 2000-8

#### Most Appearances

5	Alekna	
	Aleksander Tammert EST	1996-25Q, 2000-9, 2004-3, 2008-12, 2012-27Q
4	André Tison FRA	1906-5, 1908-8, 1912-30, 1920-11
	Elmer Niklander FIN	1908-AC, 1912-4, 1920-1, 1924-7
	Consolini	
	Klics	
	Oerter	
	Daněk	
	Silvester	
	Schult	
	Vaclavas Kidykas URS/EUN/LTU	1988-13Q, 1992-15Q, 1996-8, 2000-30Q
	Lars Riedel GER	1992-14Q, 1996-1, 2000-2, 2004-7
	Dragan Mustapić BIH/CRO	1992-29Q, 1996-27Q, 2000-34Q, 2004-34Q
	Frank Casañas CUB/ESP	2000-24Q, 2004-17Q, 2008-5, 2012-7

### Men's Discus Throw, continued

#### Placing Table

	G	S	B	4	5	6	7	8	M	Points
USA	14	9	13	6	8	6	2	3	36	340
GER	4	4	1	4	2	4	2	2	9	112
FIN	2	3	1	2	-	3	2	2	6	68
HUN	1	1	-	1	7	1	3	1	2	58
URS/EUN	1	1	-	1	2	3	1	3	2	42
LTU	3	-	1	1	1	-	-	1	4	40
ITA	1	2	1	-	-	1	2	1	4	36
GRE	-	2	2	1	-	1	1	-	4	36
TCH (CZE)	1	2	1	-	-	1	-	-	4	31
SWE	-	-	1	2	-	2	2	4+1=	1	30.5
NOR	-	-	-	4	1	-	2	2	0	30
BLR	-	1	1	2	-	-	1	-	2	25
POL	-	1	-	-	2	1	2	-	1	22
EST	1	-	2	-	-	-	-	-	3	20
FRA	-	-	1	1	1	-	-	1	1	16
CUB	-	-	2	-	-	1	-	-	2	15
RSA	-	-	1	-	1	-	-	1	1	11
GBR	-	-	-	2	-	-	-	-	0	10
BOH	-	1	-	-	-	-	-	-	1	7
IRI	-	1	-	-	-	-	-	-	1	7
ESP	-	-	-	-	1	-	1	-	0	6
ROU	-	-	-	1	-	-	-	-	0	5
AUT	-	-	-	-	1	-	-	-	0	4
CAN	-	-	-	-	-	1	-	-	0	3
RUS	-	-	-	-	-	1	-	-	0	3
BUL	-	-	-	-	-	-	1	1	0	3
DEN	-	-	-	-	-	-	1	1=	0	2.5
NED	-	-	-	-	-	-	1	-	0	2
UKR	-	-	-	-	-	-	1	-	0	2
IND	-	-	-	-	-	-	-	1	0	1
YUG (BIH)	-	-	-	-	-	-	-	1	0	1
<b>Totals</b>	<b>28</b>	<b>28</b>	<b>28</b>	<b>28</b>	<b>27</b>	<b>26</b>	<b>25</b>	<b>24+2=</b>	<b>84</b>	<b>989</b>

#### Breakdown of GER placings:

GER	2	2	-	1	1	2	2	1	4	50
GDR	1	2	-	3	1	1	-	-	3	44
FRG	1	-	1	-	-	1	-	1	2	18
<b>Totals</b>	<b>4</b>	<b>4</b>	<b>1</b>	<b>4</b>	<b>2</b>	<b>4</b>	<b>2</b>	<b>2</b>	<b>9</b>	<b>112</b>

#### Breakdown of URS/EUN placings:

RUS	1	-	-	1	1	-	-	3	1	20
UKR	-	-	-	-	-	2	1	-	0	8
LTU	-	1	-	-	-	-	-	-	1	7
BLR	-	-	-	-	1	1	-	-	0	7
<b>Totals</b>	<b>1</b>	<b>1</b>	<b>-</b>	<b>1</b>	<b>2</b>	<b>3</b>	<b>1</b>	<b>3</b>	<b>2</b>	<b>42</b>

## Hammer Throw

Athens, 1896

Not held

## Paris, 16 Jul 1900

1,	John Flanagan	USA	51.01
2,	Truxton Hare	USA	46.25
3,	Josiah McCracken	USA	44.50
4,	Eric Lemming	SWE	
5,	Karl Staaf	SWE	

(Competitors: 5; Countries: 2)

Flanagan, who had emigrated from Ireland in 1896, was the only man able to throw beyond 50m, a distance he had achieved four times in 1899. Two versions of the result exist. The first (shown here) is 51.01/46.25/44.50 for the top three, while others quote 49.73/46.13/42.46. The first marks appear in the New York Times, and the *Manchester Guardian*. The Finnish publication *Olympialais-Kisat I* gives a slightly different mark for Flanagan (50.99), but this was probably converted from 167' 4" rather than the 167' 4.5" which equates to 51.01. Reports that the event was held on July 15 probably give rise to the second set of distances, which almost certainly came from a qualifying competition. Such marks were normally included in the final result.

**St. Louis, 29 Aug 1904**

1,	John Flanagan	USA	51.23OR
2,	John DeWitt	USA	50.265
3,	Ralph Rose	USA	45.73
4,	Charles Chadwick	USA	42.785
5,	James Mitchel	USA	
6,	Albert Johnson	USA	

(Competitors: 6; Countries: 1)

Alfred Plaw, who had beaten Flanagan in the US Championships, was missing from the competition but defending champion Flanagan's opposition was thought to be fierce enough. Rose had reputedly thrown over 58m in training, while De Witt had looked impressive in practice.

Flanagan settled things early, producing 51.23 in the first round. The stocky (1.78/86kg) Irish-American backed up his winning effort with another throw of 50.90. Behind him the athletic (1.83/95kg) De Witt was a solid second with 50.26, while Rose's cumbersome technique was shown up as he threw only 45.73 with a single turn as opposed to the two turns used by the first two men.

**Athens, 1906**

Not held

**London, 14 Jul 1908**

				<u>Qualifying</u> (in three sections)
1, (C1)	John Flanagan	USA	51.92OR	50.35
2, (C3)	Matt McGrath	USA	51.18	51.18
3, (A3)	"Con" Walsh	CAN	48.50	48.50
4, (B2)	Tom Nicolson	GBR	48.09	48.09
5, (A4)	Lee Talbott	USA	47.86	47.86
6, (B3)	"Bill" Horr	USA	46.94	46.94
7, (C2)	Simon Gillis	USA	45.58	45.58
8, (A1)	Eric Lemming	SWE	43.05	43.05

(Competitors: 18; Countries: 8; Finalists: 3)

The two top throwers – Flanagan and McGrath – were seeded in the same qualifying group, which McGrath won 51.18 to 50.35. The other pools were won by Walsh and Nicolson. Both Nicolson and Talbott, who did not qualify, were both well capable of throwing beyond 50m, which indicates the harshness of the qualifying system. Like Sheridan in the discus, Flanagan was able to regroup after the qualifying round, and won with his sixth round throw, to become the first man to win three consecutive Olympic titles over an eight-year period.

**Stockholm, 14 Jul 1912**

1,	Matt McGrath	USA	54.74OR
2,	Duncan Gillis	CAN	48.39
3,	Clarence Childs	USA	48.17
4,	Robert Olsson	SWE	46.50
5,	Carl-Johan Lind	SWE	45.61
6,	Denis Carey	GBR	43.78
7,	Nils Linde	SWE	43.32
8,	Carl Jahnzon	SWE	42.58

(Competitors: 15; Countries: 4; Finalists: 3)

<u>Series</u>	<u>1</u>	<u>2</u>	<u>3</u>	<u>4</u>	<u>5</u>	<u>6</u>
McGrath	54.41	54.23	54.28	52.83	53.90	54.74
Gillis	48.39	46.17	48.39	Injured		
Childs	48.17	48.17	x	x	x	x
Olsson	46.50	39.56	46.50	x		
Lind	45.61	45.06	x	45.61		
Carey	43.78	38.99	43.78	x		

This was the era of McGrath and Pat Ryan (both USA). Between them they won all but two US titles between 1908 and 1922. Ryan did not compete in Stockholm, so the way was clear for McGrath, who dominated the event. Every one of his six throws was well in advance of the opposition, with his six casts averaging beyond 54m, more than 5m in advance of the next best thrower. Simon Gillis, who had injured himself in training, sprained his ankle on his third throw and had to be carried off.

**Antwerp, 19 Aug 1920**

				<u>Qualifying (18 Aug)</u>
1,	Pat Ryan	USA	52.875	52.83
2,	Carl-Johan Lind	SWE	48.43	48.00
3,	Basil Bennet	USA	48.25	48.25
4,	Malcolm Svensson	SWE	47.29	47.29
5,	Matt McGrath	USA	46.67	46.67
6,	Tom Nicolson	GBR	45.70	45.70
7,	Nils Linde	SWE		44.885
8,	James McEachern	USA		44.70

(Competitors: 12; Countries: 5; Finalists: 6)

Ryan, who had set the world record of 57.77 a year before World War I, had won the US title just ahead of McGrath (51.62 to 50.68). The two were expected to battle for the gold medal, but McGrath suffered a knee injury and had to retire after two throws in the qualifying stage. The big (1.88/113kg) Ryan had an easy victory, having two throws more than 4m beyond his nearest rival. A nice touch was added when Nicholson arrived late for the competition, missing the qualifying rounds, and several of his opponents lobbied successfully for him to be allowed to compete in the final.

**Paris, 10 Jul 1924**

				<u>Qualifying</u>
1,	Fred Tootell	USA	53.295	50.60
2,	Matt McGrath	USA	50.84	47.055
3,	Malcolm Nokes	GBR	48.875	48.875
4,	Erik Eriksson	FIN	48.74	47.975
5,	Ossian Skiöld	SWE	45.285	45.075
6,	James McEachern	USA	45.225	44.935
7,	Carl-Johan Lind	SWE	44.785	
8,	John Murdock	CAN	42.48	

(Competitors: 15; Countries: 10; Finalists: 12)

Tootell and McGrath dominated the event in 1924, producing eight of the top 10 marks of the season. The third string American was Jack Merchant, who had competed in the long jump in Antwerp, but here he was nearly 9m below his best with 41.455 for ninth place. Tootell had won the US Trials with his last throw, but in the Olympics settled things early, leading the qualifiers with 50.60, and then hurling the ball and chain out to 53.295. The first native born American to win the Olympic title won by more than 2m from the 45 year-old McGrath, who moved up from fourth in the final to take his third medal in 16 years.

**Amsterdam, 30 Jul 1928**

1,(A10)	Pat O'Callaghan	IRL	51.39
2,(A12)	Ossian Skiöld	SWE	51.29
3, (B7)	Edmund Black	USA	49.03
4, (B3)	Armando Poggioli	ITA	48.37
5,(B10)	Donald Gwinn	USA	47.15
6, (B9)	Frank Connor	USA	46.75
7, (A1)	Federico Kleger	ARG	46.60
8, (A9)	Ricardo Bayer	CHI	46.34

(Competitors: 16; Countries: 11; Finalists: 12)

Series	<u>1</u>	<u>2</u>	<u>3</u>	<u>4</u>	<u>5</u>	<u>6</u>
O'Callaghan	?	47.49	?	?	51.39	?
Skiöld	48.50	50e	51.29	50e	51.20	x
Black	49.03	?	x	45e	46e	x
Poggioli	46.96	?	?	45e	48.37	
Connor	46.75	45e	45e			

The pre-Olympic lists were topped by Connor, O'Callaghan and Skiöld. However, Connor placed only fourth in the US Trials, and was considered the least likely of the three to win. O'Callaghan was untested, having improved more than 5m in 1928, so Skiöld, who had led the world in 1926 and 1927, was the favourite. After the qualifying stage, Connor lagged in sixth with 46.75, which would be his best throw of the day, while O'Callaghan was third with 47.49. Way ahead was Skiöld with 51.29, leading from Black's 49.03. It was only in the penultimate round that O'Callaghan took the lead, with 51.39, to win Ireland's first Olympic gold medal. However five of the previous six hammer titles had gone to Irish-born athletes. The unfortunate Skiöld thus lost the gold by just 10cm.

### Los Angeles, 1 Aug 1932

1, (8)	Pat O'Callaghan	IRL	53.92
2, (1)	"Ville" Pörhölä	FIN	52.27
3, (3)	Peter Zaremba	USA	50.33
4, (2)	Ossian Skiöld	SWE	49.25
5, (13)	Grant McDougall	USA	49.12
6, (12)	Federico Kleger	ARG	48.33
7, (9)	Gunnar Jansson	SWE	47.79
8, (4)	Armando Poggioli	ITA	46.90

(Competitors: 14; Countries: 9; Finalists: 10)

Series	<u>1</u>	<u>2</u>	<u>3</u>	<u>4</u>	<u>5</u>	<u>6</u>
O'Callaghan	47.76	52.21	50.87	51.81	51.85	53.92
Pörhölä	51.27	52.27	x	x	50.86	51.76
Zaremba	50.33	47.67	50.16	x	x	x
Skiöld	49.25	47.95	48.39	47.84	48.08	48.75
McDougall	48.36	49.02	x	49.12	x	48.79
Kleger	42.57	45.77	48.33	x	x	47.79
Jansson	47.33	x	47.79			
Poggioli	44.25	45.47	46.90			

O'Callaghan and Pörhölä had dominated the world hammer scene in 1931, with four throws each over 53m. Though the Irishman led the world before the Olympics, his season's best was only 52.27. In the event, 52m was attainable by only the two top men from the previous year. Pörhölä, who had dabbled in the event in 1922 before taking it up seriously in 1929, led with his opener of 51.27, which he improved by a metre in the next round. O'Callaghan threw 52.21 in the second round, and of the rest only Zaremba was able to exceed 50m.

O'Callaghan was still second as he came up for his last throw, which F. A. M. Webster described in *Great moments in Athletics* as follows: "The spikes of Dr Pat's left boot drove hard into the cinders, his left leg stiffened to form the immovable fulcrum for the throw, his arms swept round from low right to high left and the hammer departed, flying up and out over his left shoulder in a perfect arc ... the missile soared high above the flags marking the throws of the other competitors."

### Berlin, 3 Aug 1936

1,	Karl Hein	GER	56.49OR
2,	Erwin Blask	GER	55.04
3,	Fred Warngård	SWE	54.83
4,	Gustaf Koutonen	FIN	51.90
5,	William Rowe	USA	51.66
6,	Donald Favor	USA	51.01
7,	Bernhard Greulich	GER	50.61
8,	Koiti Annamaa	EST	50.46

(Competitors: 27; Countries: 16; Finalists: 17)

Series	<u>1</u>	<u>2</u>	<u>3</u>	<u>4</u>	<u>5</u>	<u>6</u>
Hein	52.13	52.44	x	54.70	54.85	56.49
Blask	52.55	55.04	x	54.10	54.48	x
Warngård	52.05	52.98	54.03	54.83	53.30	50.61
Koutonen	x	50.01	51.90	49.11	49.91	x
Rowe	51.53	51.04	49.29	50.32	51.66	x
Favor	50.78	50.02	51.01	48.48	50.33	47.71
Greulich	50.19	x	50.61			
Annamaa	48.77	49.54	50.46			

O'Callaghan was a member of an athletic association in Ireland which was not the IAAF-recognised federation for that country, and consequently he could not defend his title. The following year he threw 59.56 to give an idea of his capabilities. Meanwhile Germany had developed two excellent throwers in the two years leading up to Berlin – Blask and Hein. Between them, they beat the German record seven times, improving the national record more than 5m to 54.29. The world list was topped by Henry Dreyer (54.94), but he could only reach 50.42 for ninth place, and the battle for the medals was between the two Germans, and Fred Warngård. After the three had throws just beyond 52 (and the best of anyone else that day), Blask threw 55.04, which would survive as a German record until the final round. By then, Hein was in second placed, having caught the Swede's 54.83 with 54.85 in the fifth round. Hein then reached 56.49, the season's best throw, with his final effort.

### London, 31 Jul 1948

1, (9)	Imre Németh	HUN	56.07
2, (7)	Ivan Gubijan	SRB	YUG 54.27
3, (1)	Robert Bennett	USA	53.73
4, (5)	Samuel Felton	USA	53.66
5, (12)	Lauri Tamminen	FIN	53.08
6, (4)	Bo Ericson	SWE	52.98
7, (11)	Teseo Taddia	ITA	51.74
8, (10)	Einar Söderqvist	SWE	51.48

(Competitors: 25; Countries: 17; Finalists: 13)

Series	<u>1</u>	<u>2</u>	<u>3</u>	<u>4</u>	<u>5</u>	<u>6</u>
Németh	53.59	55.44	54.94	50.05	x	56.07
Gubijan	x	x	54.27	51.76	54.22	x
Bennett	52.53	51.11	52.08	53.73	51.21	49.81
Ericson	52.98	52.20	51.88	52.95	52.98	50.34

The path to gold for Imre Németh was made easier by the suspension of German throwers, principally Karl Storch and reigning champion Karl Hein, who ended the season as the number two and three performers after the Hungarian. Németh finished the year with 10 of the 11 best throws, and here had three throws beyond the best of runner-up Gubijan. Németh saved his best till last, and his 56.07 ensured the first male Hungarian athletics gold in 48 years.

### Helsinki, 24 Jul 1952

1, (7)	József Csermák	HUN	60.34WR
2, (18)	Karl Storch	GER/FRG	58.86
3, (1)	Imre Németh	HUN	57.74
4, (6)	Jiří Dadák	CZE	TCH 56.81
5, (2)	Nikolay Redkin	UKR	URS 56.55
6, (3)	Karl Wolf	GER/FRG	56.49
7, (16)	Sverre Strandli	NOR	56.36
8, (19)	Georgiy Dybenko	UKR	URS 55.03

(Competitors: 33; Countries: 18; Finalists: 25)

Series	<u>1</u>	<u>2</u>	<u>3</u>	<u>4</u>	<u>5</u>	<u>6</u>
Csermák	58.45	57.28	60.34	49.68	x	x
Storch	x	56.45	58.18	58.86	57.80	58.34
Németh	54.92	55.05	56.82	54.95	57.74	56.30
Dadák	54.00	56.81	x	51.72	55.61	54.04
Redkin	53.08	56.55	52.30	53.55	x	54.16
Wolf	56.49	54.98	53.79	53.60	x	56.41

Series	1	2	3
Strandli	56.36	53.77	55.07
Dybenko	55.03	x	53.68

Németh, Strandl and Storch were the popular picks for gold, but the qualifying round was led by Csermák, who threw 57.20 for an Olympic record, leading 24 others past the ridiculously low standard of 49.00.

Csermák, a fiery competitor, made his intentions clear with another Olympic record, 58.45, in round 1 of the final. The stocky (1.70/89kg) Hungarian showed great quickness in the circle and exploded in the third round with a world record 60.34. Storch threw a good 58.18 to move ahead of Németh's 56.82. Strandl surprisingly missed the cut for three more throws, edged out by the 40 year-old Wolf. The Norwegian later in 1952 became the first man to throw over 200 feet (60.96). Storch produced two more 58m+ throws, the best being 58.86 in round 4, while Németh improved his 1cm margin over Dadák to almost a metre with his fifth-round 57.74. Csermák became the youngest ever winner of the Olympic hammer title at 20 years 161 days.

### Melbourne, 24 Nov 1956

1, (15) Hal Connolly	USA	63.19OR
2, (14) Mikhail Krivososov	BLR URS	63.03
3, (1) Anatoliy Samotsvetov	RUS URS	62.56
4, (12) Albert Hall	USA	61.96
5, (8) József Csermák	HUN	60.70
6, (6) Krešo Račić	CRO YUG	60.36
7, (7) Dmitriy Yegorov	UKR URS	60.22
8, (2) Sverre Strandli	NOR	59.21

(Competitors: 22; Countries: 14; Finalists: 15)

Series	1	2	3	4	5	6
Connolly	x	60.92	62.65	61.76	63.19	x
Krivososov	60.59	63.00	63.03	x	x	x
Samotsvetov	62.10	58.13	61.94	60.22	59.20	62.56
Hall	57.76	61.83	x	61.58	x	61.96
Csermák	58.27	58.43	60.70	x	59.10	x
Račić	57.99	60.36	x	x	58.07	55.09
Yegorov	60.22	x	x			
Strandli	58.62	58.49	59.21			

Krivososov, an athletic (1.89/90kg) Belarusian had broken the world record with 63.34 in winning the 1954 European title, and made six improvements to 67.32 in October 1956. Connolly then threw 68.54 three weeks before the Melbourne final. Their dominance was dented briefly by Clifford Blair, who threw an unratified 65.95, before curiously being ejected from the US team by the US Olympic committee for persistently refusing to stop writing newspaper articles!

The Olympic record survived the qualifying round, led by Samotsvetov (59.53). However, it fell quickly to the Russian's 62.10 in the opening round of the final. Hall broke into a Soviet top three in the next round with 61.83, as Krivososov took over the lead with 63.00. Connolly – whose left arm was four inches shorter than his right – produced a foul of over 65m in the first round, moved into third in round 3 with 62.65 and then took over the lead with his fifth-round 63.19. Samotsvetov edged Hall 62.56 to 61.96 in the final round. Connolly won both the gold and a wife. He married Czech discus winner Olga Fikotová early in 1957, after meeting her in Melbourne.

### Rome, 3 Sep 1960

1, (14) Vasilii Rudenkov	RUS URS	67.10OR
2, (2) Gyula Zsivótzky	HUN	65.79
3, (1) Tadeusz Rut	POL	65.64
4, (11) John Lawlor	IRL	64.95
5, (13) Olgierd Cieplý	POL	64.57
6, (4) Zvonko Bezjak	SRB YUG	64.21
7, (15) Anatoliy Samotsvetov	RUS URS	63.60
8, (6) Hal Connolly	USA	63.59

(Competitors: 28; Countries: 19; Finalists: 15)

Series	1	2	3	4	5	6
Rudenkov	65.60	64.98	67.10	66.62	64.58	66.23
Zsivótzky	60.83	63.83	64.87	65.79	x	65.11
Rut	64.51	65.64	64.95	x	64.85	63.54
Lawlor	x	62.59	64.09	64.95	x	x
Cieplý	60.03	64.07	62.27	64.57	64.48	62.06
Bezjak	61.96	64.21	63.54	63.95	62.86	x
Samotsvetov	x	63.60	x			
Connolly	63.05	62.57	63.59			

Connolly had twice improved his world record in the years between Melbourne and Rome, with the first 70m throw (70.33) just a month earlier in California. The number one thrower of 1959, Rudenkov, led the qualifiers with an Olympic record of 67.03, with 1952 champion Csermák the most prominent non-qualifier.

Rudenkov, who had been reaching massive (73m+) distances in training in Rome, took the lead in round 1 of the final with 65.60, ahead of European Champion Rut (64.51). The Pole moved into a short-lived lead with his next throw of 65.64, to which Rudenkov responded with 67.10 in round 3. Zsivótzky jumped from sixth to third with his third throw of 64.87, with Lawlor the final man to make the cut-off, his 64.09 good enough to edge veterans Samotsvetov (63.60) and Connolly (63.59). At the last moment Connolly tried to make modifications to his technique, and this, allied with the tension of the competition, was enough to eliminate him. Rudenkov kept up the pressure and ended up with three throws beyond the best of the statuesque (1.90/90kg) Zsivótzky, who reached 65.79 in round 4.

### Tokyo, 18 Oct 1964

1, (3) Romuald Klim	BLR URS	69.74OR
2, (7) Gyula Zsivótzky	HUN	69.09
3, (13) Uwe Beyer	GER/FRG	68.09
4, (1) Yuriy Nikulin	RUS URS	67.69
5, (15) Yuriy Bakarinov	RUS URS	66.72
6, (8) Hal Connolly	USA	66.65
7, (10) Ed Burke	USA	65.66
8, (14) Olgierd Cieplý	POL	64.83

(Competitors: 24; Countries: 14; Finalists: 15)

Series	1	2	3	4	5	6
Klim	67.19	64.64	68.59	69.74	68.81	68.17
Zsivótzky	69.09	66.20	68.47	67.41	67.85	67.32
Beyer	68.09	65.64	62.91	x	65.71	x
Nikulin	67.08	67.01	67.69	x	x	65.61
Bakarinov	65.91	66.50	65.39	65.25	66.72	x
Connolly	x	62.95	66.65	x	64.73	x
Burke	65.66	65.06	62.68			
Cieplý	64.83	x	x			

While a number of good throwers failed to qualify, all those favoured got through. Heinrich Thun (AUT) – the third ranked thrower from 1963 – had a poor final, throwing just 62.76 after slipping in the rain-drenched circle. Rome silver medallist, the warrior-faced Zsivótzky, took the lead in the first round, and held it from Klim (68.59) and the left-handed Beyer (68.09). The athletic (1.91/95kg) Beyer improved his best by over 3m, and held off Yuriy Nikulin's third round 67.69 for the bronze medal. Connolly again performed slightly below expectations, only scraping into the final six with his third round throw, which shunted Ed Burke down to seventh. Klim took over in round 4, reaching the Olympic record distance of 69.74 to edge Zsivótzky for the gold. For the second time in a row, a Belarusian had won gold. Klim's legacy, in a country which 30 years later continues to produce excellent hammer throwers is marked by the most important annual domestic hammer competition, which bears his name.

### Mexico City, 17 Oct 1968

1, (13) Gyula Zsivótzky	HUN	73.36OR
2, (12) Romuald Klim	BLR URS	73.28
3, (1) Lázár Lovász	HUN	69.78

4, (2)	Takeo Sugawara	JPN	69.78
5, (9)	Sándor Eckschmidt	HUN	69.46
6, (7)	Gennadiy Kondrashov	URS	69.08
7, (10)	Reinhard Theimer	GDR	68.84
8, (11)	Helmut Baumann	GDR	68.26

(Competitors: 22; Countries: 12; Finalists: 13)

Series	1	2	3	4	5	6
Zsivótzky	72.26	72.46	72.54	x	73.36	72.22
Klim	72.24	68.96	72.82	73.28	71.16	71.64
Lovász	64.76	x	69.78	x	69.38	x
Sugawara	67.24	68.12	x	69.06	69.78	61.40
Eckschmidt	67.84	68.50	69.46	x	67.64	68.08
Kondrashov	69.08	67.00	68.64	67.10	67.98	67.70
Theimer	68.82	x	66.16	68.84	67.86	63.54
Baumann	65.94	66.98	68.26	x	63.76	x

Klim won the European title in 1966, and appeared to have established supremacy over Zsivótzky, although the Hungarian had improved his 1965 world record of 73.74 by 2cm a month before the Games. Klim waited till he arrived in Mexico to show his best form, when he threw 73.54. Zsivótzky responded by leading the qualifying round with an Olympic record 72.60, more than 3m ahead of the field, with Beyer (65.02), American four-time Olympians Hall (65.70) and Connolly (65.00) failing to make the 66.00 limit.

No-one reached 70m in the final until Klim went 3m clear of the field with his Olympic record 72.24. He was surpassed immediately by Zsivótzky (72.26). The mighty Magyar reached 72.46 and 72.54 in the next two rounds, only to be headed by Klim's third round 72.82. Klim lengthened his lead with a fourth round 73.28, and it appeared that the status quo was being upheld. But Zsivótzky's confidence was high. One week before the Games he had thrown 75.30 in practice, and had been motivated by former champion Csermák. His fifth throw measured 73.36, edging Klim by just 8cm. Lovász made it a particularly good day for Hungary by edging Sugawara for bronze on the basis of a better second best throw.

### Munich, 7 Sep 1972

1, (8)	Anatoliy Bondarchuk	UKR	URS	75.50 <sup>OR</sup>
2, (18)	Jochen Sachse	GDR	74.96	
3, (20)	Vasiliy Khmelevskiy	BLR	URS	74.04
4, (11)	Uwe Beyer	FRG	71.52	
5, (16)	Gyula Zsivótzky	HUN	71.38	
6, (15)	Sándor Eckschmidt	HUN	71.20	
7, (3)	Edwin Klein	FRG	71.14	
8, (5)	Shigenobu Murofushi	JPN	70.88	

(Competitors: 31; Countries: 17; Finalists: 20)

Series	1	2	3	4	5	6
Bondarchuk	75.50	72.62	71.76	73.78	73.50	72.90
Sachse	71.54	x	73.70	71.26	x	74.96
Khmelevskiy	68.82	71.62	74.04	68.16	x	x
Beyer	70.32	71.52	x	68.98	69.90	x
Zsivótzky	71.38	70.44	70.48	x	70.66	70.20
Eckschmidt	71.20	x	67.26	69.24	67.90	68.86
Klein	71.14	x	x	69.70	70.26	x
Murofushi	69.36	70.88	70.32	65.70	69.08	68.54

Bondarchuk had been the world's best in two of the previous three seasons, and lived up to his billing, leading the 20 qualifiers over 66m with a throw of 72.88. Zsivótzky was next best on 71.20.

Edwin Klein, who would later become a successful novelist in his home country, led the final with 71.14 until Bondarchuk stepped into the circle for his first throw. The compact (1.83/111kg) Ukrainian immediately stamped his authority on the competition with an Olympic record 75.50. The first round finished with Sachse in second place with 71.54, a position he exchanged with Khmelevskiy three times before finally winning silver with his final throw of 74.96. Khmelevskiy was the only other thrower over 72m with 74.04.

### Montreal, 28 Jul 1976

1, (7)	Yuriy Sedykh	RUS	URS	77.52 <sup>OR</sup>
2, (10)	Aleksey Spiridonov	RUS	URS	76.08
3, (6)	Anatoliy Bondarchuk	UKR	URS	75.48
4, (12)	Karl-Hans Riehm	FRG	75.46	
5, (8)	Walter Schmidt	FRG	74.72	
6, (5)	Jochen Sachse	GDR	74.30	
7, (1)	Chris Black	GBR	73.18	
8, (11)	Edwin Klein	FRG	71.34	

(Competitors: 20; Countries: 13; Finalists: 12)

Series	1	2	3	4	5	6
Sedykh	75.64	77.52	x	x	75.58	76.40
Spiridonov	75.74	73.94	75.28	75.60	x	76.08
Bondarchuk	75.48	x	74.64	74.16	x	75.46
Riehm	75.00	73.08	x	75.46	75.42	74.62
Schmidt	72.58	74.72	74.36	73.52	74.72	72.42
Sachse	71.90	72.84	72.80	73.14	74.30	73.70
Black	70.56	72.38	73.18	x	69.54	x
Klein	68.14	70.52	70.32	70.36	69.76	71.34

There were six prospective medal winners – all with bests further than 76m – making this a very open event. Sedykh and Riehm were considered the best candidates. Riehm led the qualifying with 74.46, but by the time he had thrown 75.00 in the first round of the final, all the medals were settled. Ahead of him in order of throwing were the three Soviets; Bondarchuk (75.48), Sedykh (75.64), and Spiridonov (75.74). In the next round the 21 year-old Sedykh exhibited enormous power and speed to reach 77.52. Spiridonov responded well, with three throws over 75m, but Sedykh was never in danger of being beaten. Bondarchuk provided the most exciting moment of the event when his hammer flew high and wide off to the left, bouncing on the track and fortunately missing officials and the 5000m heat runners.

### Moscow, 31 Jul 1980

1, (1)	Yuriy Sedykh	RUS	URS	81.80 <sup>WR</sup>
2, (3)	Sergey Litvinov	RUS	URS	80.64
3, (2)	Jüri Tamm	EST	URS	78.96
4, (6)	Roland Steuk	GDR	77.54	
5, (10)	Detlef Gerstenberg	GDR	74.60	
6, (11)	Emanouil Dylgerov	BUL	74.04	
7, (4)	Giampaolo Urlando	ITA	73.90	
8, (5)	Ireneusz Golda	POL	73.74	

(Competitors: 17; Countries: 12; Finalists: 12)

Series	1	2	3	4	5	6
Sedykh	81.80	81.46	79.68	x	80.98	80.70
Litvinov	80.64	x	x	x	x	x
Tamm	77.84	78.96	77.92	77.26	x	76.86
Steuk	74.34	76.00	75.58	77.26	77.54	x
Gerstenberg	73.64	74.60	73.98	x	x	73.40
Dylgerov	70.14	71.34	71.82	71.34	74.04	x
Urlando	73.60	73.90	73.18	73.30	x	x
Golda	73.38	73.74	x	x	x	x

The boycott again interfered with what would have been a great duel. Karl-Hans Riehm was undefeated in 1980 and threw 80.80 in Germany the day before the Olympic final. Both Litvinov (81.66) and Sedykh (80.38 and 80.64) had set world records earlier in 1980. Sedykh led the qualifiers with 78.22, beating his own Olympic record, as eight automatically qualified at 72m+. The thinness of the boycotted fields was shown by 69.38 being the cut-off mark for the final 12.

Sedykh opened the final, spinning quickly and showing immense power as he accelerated the hammer through three turns, letting fly a killer blow. The ball and chain flew out well beyond 80m to be measured at a world record of 81.80. Tamm followed with a steady 77.84, and then Litvinov – spinning even faster than Sedykh – produced 80.64. The first three throws of the competition had determined the medals, as only Roland Steuk of the non-Soviets was able to throw further than 75m.



Sedykh threw 81.46 in round 2, but videotape shows this quite clearly to have been a foot foul. Litvinov, trying too hard, had five fouls, while Tamm improved with his second throw to reach 78.96. Sedykh finished his day with four efforts over 80m. Five days later Sedykh met Riehm, who had reportedly thrown 83m in practice on the day of the Olympic final. The German won 80.78 to 80.54, and he ended 2-0 up on Sedykh for the season.

### Los Angeles, 6 Aug 1984

1, (11) Juha Tiainen	FIN	78.08
2, (12) Karl-Hans Riehm	FRG	77.98
3, (6) Klaus Ploghaus	FRG	76.68
4, (5) Orlando Bianchini	ITA	75.94
5, (8) Bill Green	USA	75.60
6, (7) Harri Huhtala	FIN	75.28
7, (3) Walter Ciofani	FRA	73.46
8, (10) Bob Weir	GBR	72.62

(Competitors: 23; Countries: 13; Finalists: 12)

Series	1	2	3	4	5	6
Tiainen	70.56	72.64	78.08	74.54	75.28	75.82
Riehm	73.68	74.70	77.98	x	76.46	x
Ploghaus	75.48	75.96	72.16	75.18	x	76.68
Bianchini	72.18	72.12	74.70	73.42	75.94	73.78
Green	x	72.68	74.76	67.70	75.60	72.12
Huhtala	74.34	74.44	73.86	74.72	73.10	75.28
Ciofani	x	71.86	73.46	x	71.20	68.86
Weir	71.16	x	72.62			

The top three of those eligible were Tiainen, Riehm, and Ploghaus, so it was no surprise to see the final result, with Tiainen and Riehm producing their best on successive throws in the third round. The first Italian to place fourth originally was Giampaolo Urlando with 75.96, but he was disqualified after he tested positive for testosterone. Tiainen said of his victory "I'm glad for the gold, but it wasn't the same without them." "Them" were the Soviet bloc throwers, particularly Sedykh, Litvinov, Tamm and Litvinov. Between them these four had 16 marks beyond the best of Tiainen in 1984. Sedykh headed the list, breaking the world record by more than 2m, and exceeding 82m 31 times in seven competitions.

### Seoul, 26 Sep 1988

1, (4) Sergey Litvinov	RUS	URS	84.80OR
2, (12) Yuriy Sedykh	RUS	URS	83.76
3, (1) Jüri Tamm	EST	URS	81.16
4, (2) Ralf Haber		GDR	80.44
5, (5) Heinz Weis		FRG	79.16
6, (3) Tibor Gécsek		HUN	78.36
7, (9) Imre Sztítás		HUN	77.04
8, (11) Ivan Tanev		BUL	76.08

(Competitors: 30; Countries: 16; Finalists: 12)

Series	1	2	3	4	5	6
Litvinov	84.76	83.82	83.86	83.98	84.80	83.80
Sedykh	80.96	83.62	83.44	83.44	x	83.76
Tamm	80.94	81.16	x	x	x	x
Haber	78.92	78.72	79.18	x	78.88	80.44
Weis	78.50	76.80	x	77.70	78.98	79.16
Gécsek	78.18	76.52	74.36	77.82	x	78.36
Sztítás	76.00	76.40	76.20	75.66	76.10	77.04
Tanev	75.56	75.76	x	75.28	75.54	76.08

Between them Sedykh and Litvinov won every major title available to them between 1976 and 1987. Not unnaturally they were rated as the favourites ahead of teammate Tamm, with Sedykh tipped to win. Litvinov led the preliminaries with 81.24, as Christoph Sahner, an 81m thrower himself, had the unenviable record of producing the longest ever non-qualifying mark of 75.84. Such a throw would have won a medal in all but two previous Games.

By the time the first round of the final had been completed the top six positions had been settled. Tamm started the competition with an 80m throw. Three throws later Litvinov, looking heavier than before (he now packed 110kg on his 1.80 frame), showed a mixture of intense power and balance as he hurled the hammer out to 84.76 to break Sedykh's Olympic record by almost 3m. This was clearly a different Litvinov from previous championships; never before had he produced such consistency. His worst of six throws exceeded the best by Sedykh. All 13 of the measured throws by the three Soviets was better than the best of fourth-placer Ralf Haber, despite a fine 80.44 by the East German.

### Barcelona, 2 Aug 1992

1, (11) Andrey Abduvaliyev	TJK	EUN	82.54
2, (8) Igor Astapkovich	BLR	EUN	81.96
3, (7) Igor Nikulin	RUS	EUN	81.38
4, (4) Tibor Gécsek		HUN	77.78
5, (9) Jüri Tamm		EST	77.52
6, (5) Heinz Weis		GER	76.90
7, (12) Lance Deal		USA	76.84
8, (1) Sean Carlin		AUS	76.16

(Competitors: 27; Countries: 19; Finalists: 12)

Series	1	2	3	4	5	6
Abduvaliyev	78.56	80.18	80.34	82.54	79.12	82.24
Astapkovich	80.02	x	81.80	78.08	81.70	81.96
Nikulin	78.46	78.56	x	78.32	80.44	81.38
Gécsek	77.78	75.78	x	75.54	x	76.58
Tamm	76.36	77.00	x	76.80	75.82	77.52
Weis	76.72	x	76.90	x	75.32	76.28
Deal	x	76.84	74.92	x	75.06	76.42
Carlin	75.08	76.16	75.10			

The abbreviation changed from URS to EUN, but Soviet-based athletes again took all three medals. It was the fourth time they had done so in the four Olympic opportunities they had contested between 1976 and 1992. Nikulin led the qualifying with 79.08, and was third with 78.46 at the end of the first round of the final, led by big (1.91/118kg) Igor Astapkovich's 80.02. The Belarusian improved to 81.80 in the third round, but was overtaken by Abduvaliyev in the fourth.

The Leningrad-born Tajikistani spun the ball and chain the quickest of the three ex-Soviets and yelled loudly at the hammer as it flew out to 82.54. Astapkovich, with 81.96, and Nikulin, with 81.38, both improved in the last round. For Nikulin, it had been a long wait, as he had been the youngest ever 80m thrower in 1980 as a 19 year-old. In Barcelona he beat the 1964 fourth place of his father, Yuriy. As in 1984, the fourth-placed man was subsequently disqualified – this time it was Jud Logan (USA, 79.00), who was caught taking Clenbuterol, a drug used to bulk up livestock.

### Atlanta, 28 Jul 1996

1, (7) Balázs Kiss		HUN	81.24
2, (10) Lance Deal		USA	81.12
3, (12) Oleksiy Krykun		UKR	80.02
4, (3) Andriy Skvaruk		UKR	79.92
5, (5) Heinz Weis		GER	79.78
6, (1) Ilya Kononov		RUS	78.72
7, (4) Igor Astapkovich		BLR	78.20
8, (6) Sergey Alay		BLR	77.38

(Competitors: 37; Countries: 22; Finalists: 12)

Series	1	2	3	4	5	6
Kiss	79.28	80.50	81.24	78.60	79.82	x
Deal	x	x	76.94	75.62	77.26	81.12
Krykun	76.24	77.64	79.44	x	78.14	80.02
Skvaruk	74.24	x	79.92	75.80	76.56	x
Weis	78.78	79.30	x	78.10	78.98	79.78
Kononov	76.44	77.48	77.44	77.70	76.52	78.72
Astapkovich	76.38	78.20	x	76.62	77.38	x
Alay	75.46	76.68	77.38	76.50	76.38	75.78

Deal led the qualifiers with 78.56, but after three rounds of the final was in ninth place on 76.94, with Enrico Sgrulletti (ITA) eighth with the same distance. Under the rules (as in the 1968 long jump) a tie in distance after three rounds meant that nine took three more attempts rather than eight, giving Deal a cat-like "ninth" life. The lead was held at that point by Balász Kiss, the 24 year-old US based Hungarian, who started with 79.28 and improved to 80.50 and then 81.24. Behind him was the relatively small (1.86/95kg) Ukrainian, Skvaruk, with 79.92, his teammate Krykun on 79.44, and big German veteran Heinz Weis (79.30).

No-one improved until the last round, when Deal finally connected with a good throw and the hammer sailed out to 81.12. Kononov, the bespectacled Russian, threw 78.72 to pass Igor Astapkovich (78.20), Weis passed Krykun with 79.78, and Krykun replied with 80.02 to overtake Weis and Skvaruk for the bronze medal.

### Sydney, 24 Sep 2000

1, (9) Szymon Ziółkowski	POL	80.02
2, (10) Nicola Vizzoni	ITA	79.64
3, (8) Igor Astapkovich	BLR	79.17
4, (7) Ivan Tikhon	BLR	79.17
5, (2) Ilya Kononov	RUS	78.56
6, (3) Loris Paoluzzi	ITA	78.18
7, (1) Tibor Gécsek	HUN	77.70
8, (4) Vladimír Maška	CZE	77.32

(Competitors: 44; Countries: 24; Finalists: 12)

Series	1	2	3	4	5	6
Ziółkowski	74.89	79.87	x	80.02	78.68	78.32
Vizzoni	76.35	76.57	79.64	76.07	76.99	x
Astapkovich	74.98	x	77.08	x	79.17	79.06
Tikhon	78.85	78.11	79.17	x	75.93	x
Kononov	78.56	78.12	x	x	72.78	x
Paoluzzi	78.18	x	x	x	76.19	x
Gécsek	75.25	76.99	77.70	75.81	77.06	76.82
Maška	77.32	75.37	76.39	73.86	x	75.52

With a total of 44 throwers in two pools, competition was slow, and only five throwers achieved the automatic qualifying level of 77.50. Ten of the 19 throwers to have reached 80m during Olympic year failed to qualify.

Three throwers reached 78m in round 1 of the rainsoaked final led by future (2003) World Champion Ivan Tikhon's 78.85. Ziółkowski took over in the next round with 79.87, which Tikhon (79.27) and Vizzoni (79.64). Ziółkowski then produced the only 80m throw of the day (80.02) and only '92 silver medallist Astapkovich was able to respond, with two throws further than 79m to wrest the bronze medal from team-mate Tikhon on the basis of a better second best throw. Curiously Vizzoni, a southpaw, succeeded Deal (also left-handed) as the Olympic silver medallist.

### Athens, 22 Aug 2004

Apak and Devyatovskiy are second and third, but the IOC have not (as at June 10, 2016) publicly confirmed them as silver and bronze medallists following their stripping of the silver medal from Ivan Tikhon BLR

1, (10) Koji Murofushi	JPN	82.91
2, (4) Eşref Apak	TUR	79.51
3, (7) Vadim Devyatovskiy	BLR	78.82
4, (11) Krisztián Pars	HUN	78.73
5, (6) Primož Kozmus	SLO	78.56
6, (2) Libor Charfreitag	SVK	77.54
7, (1) Karsten Kobs	GER	76.30
8, (5) Igor Astapkovich	BLR	76.22

(Competitors: 35; Countries: 24; Finalists: 12)

Series	1	2	3	4	5	6
Murofushi	79.90	81.60	81.16	82.35	x	82.91
Apak	75.79	79.51	x	79.23	75.15	76.34
Devyatovskiy	78.67	78.82	x	75.41	76.61	x
Pars	76.94	78.16	77.55	78.73	x	77.26
Kozmus	75.82	77.08	76.45	78.56	77.61	78.24
Charfreitag	74.93	77.52	77.30	75.60	77.54	73.06

Series	1	2	3	4	5	6
Kobs	75.72	75.97	76.30			
Astapkovich	x	x	76.22			
Annus	80.53	82.32	83.19	82.64	82.04	-
Tikhon	x	x	78.55	78.31	79.81	x

The pundits were split on the identity of the likely winner, between 2003 World Champion Ivan Tikhon (BLR), European Champion Adrian Annus (HUN), and Japan's statuesque Murofushi, the number three thrower of all-time (84.86 in 2003). Tikhon led the qualifiers with 80.78, from Pars (80.50), as five exceeded 78.00, the qualifying distance.

Annus was the first in the final to beat 80m, with 80.53, but the lead passed to Murofushi with the next throw – 81.16. Annus took the lead in the second round with 82.32, and increased the lead to 83.19. Murofushi responded with two throws over 82m, but Annus appeared to have won the day. Tikhon, looking heavier and slower than in 2003, began with two fouls, and eventually won bronze from the surprising Apak by 30cm.

The Hungarian winner took two doping tests after the event. Both were negative, but analysis showed that the samples came from more than one person. Annus refused to take a test back in Hungary, and was quickly stripped of his title. Murofushi received his gold medal one month later at a ceremony in Yokohama.

Tikhon (aka Tsikhan), who in the meantime had won, lost and regained a bronze medal in 2008 (see report for that year), was ultimately stripped of his Athens silver. A re-test of his sample from August 23, 2004 revealed a prohibited substance. The placings above have been adjusted logically, but as at June 10, 2016 the IOC have not publicly confirmed the upgrading of Apak and Devyatovskiy to silver and bronze.

### Beijing, 15 Aug 2008

1, (9) Primož Kozmus	SLO	82.02
2, (8) Vadim Devyatovskiy	BLR	81.61
3, (4) Ivan Tikhon	BLR	81.51
4, (12) Krisztián Pars	HUN	80.96
5, (5) Koji Murofushi	JPN	80.71
6, (2) Olli-Pekka Karjalainen	FIN	79.59
7, (7) Szymon Ziółkowski	POL	79.22
8, (1) Libor Charfreitag	SVK	78.65

(Competitors: 33; Countries: 17; Finalists: 12)

Series	1	2	3	4	5	6
Kozmus	80.75	82.02	80.79	80.64	80.98	80.85
Devyatovskiy	79.00	81.61	x	x	80.86	x
Tikhon	78.49	80.56	79.59	78.89	81.51	80.87
Pars	78.05	80.96	x	80.16	80.11	79.83
Murofushi	79.47	80.71	79.94	77.96	78.22	77.26
Karjalainen	77.92	79.59	78.99	x	78.88	x
Ziółkowski	75.92	79.22	79.07	79.04	76.16	x
Charfreitag	x	77.62	76.83	77.26	78.65	x

Three times World Champion Tikhon was favourite to win the gold medal at his third Olympics, having thrown 84.51 a month earlier. Pars achieved the only 80m of the qualifying round with 80.07. Just five throwers reached the automatic standard of 78m, even though 21 of the entrants had thrown that far in 2008.

Kozmus headed the field after round 1 with 80.75, with Murofushi next on 79.47. Tikhon (80.56) and Murofushi (80.71) then got beyond 80m, before Devyatovskiy reached 81.61. With the next throw, Kozmus produced 82.02, the winning throw, though the Croatian (unhappy with his technique) looked displeased with his effort. Only Tikhon got over 81m thereafter, though Kozmus was very consistent, averaging 81.005 with his six throws.

Six of the original top eight from Athens had repeated in Beijing, though for 18 months Devyatovskiy and Tikhon were stripped of their medals with Pars and Murofushi taking their places. In December 2008, the IOC Disciplinary Commission disqualified the Belarusian pair as a result of doping violations, the samples of each having shown traces of exogenous testosterone. Both men filed appeals with the Court of Arbitration for Sport, and in June 2010 these were upheld as the court

concluded the doping control tests did not respect international laboratory standards, adding that "its decision should not be interpreted as an exoneration of the athletes and has not declared that the athletes did not, prior to the competition, administer exogenous testosterone."

### London, 5 Aug 2012

1, (8)	Krisztián Pars	HUN	80.59
2, (7)	Primož Kozmus	SLO	79.36
3, (9)	Koji Murofushi	JPN	78.71
4, (3)	Oleksiy Sokyrskyy	UKR	78.25
5, (10)	Kirill Ikonnikov	RUS	77.86
6, (1)	Lukás Melich	CZE	77.17
7, (11)	Szymon Ziółkowski	POL	77.10
8, (12)	Nicola Vizzoni	ITA	76.07

(Competitors: 41; Countries: 32, Finalists: 12)

Series	1	2	3	4	5	6
Pars	79.14	78.33	80.59	79.70	79.28	78.88
Kozmus	78.97	x	x	x	79.36	78.59
Murofushi	x	78.16	78.71	78.09	77.12	76.47
Sokyrskyy	76.51	78.25	x	x	x	76.99
Ikonnikov	77.86	x	77.81	74.60	x	77.46
Melich	76.73	75.67	77.17	76.28	18.90	x
Ziolkowski	75.69	74.95	76.30	76.88	77.10	75.86
Vizzoni	75.75	75.84	75.41	76.07	75.79	x

Pars had been the world's most consistent thrower in 2011 and 2012, but the rankings were headed by Tikhon, who had reached 82.81 in his sole competition since reinstatement in 2010. The Belarusian was withdrawn from the Games after a May 2012 retest of his 2004 Olympic sample was positive.

The London gold and silver medals were settled in the first round as Kozmus and Pars threw 78.97 and 79.14 in quick succession. Murofushi overtook Sokyrskyy's second-round 78.25 with 78.71 in round 3, just after Pars's best effort of 80.59. While the Hungarian was very consistent, only Kozmus of the top six throwers was able to improve in the second half of the competition. Sydney winner Ziółkowski became the first man to compete in five Olympic hammer competitions.

#### MEN'S HAMMER THROW

##### The Best on Points

26	Matt McGrath USA	1908-2, 1912-1, 1920-5, 1924-2
	Gyula Zsivótzky HUN	1960-2, 1964-2, 1968-1, 1972-5
24	John Flanagan USA	1900-1, 1904-1, 1908-1

##### Most Finals

4	McGrath	
	Zsivótzky	
	Igor Astapkovich EUN/BLR	1992-2, 1996-7, 2000-3, 2004-9
	Szymon Ziółkowski POL	1996-10, 2000-1, 2008-7, 2012-7
	Koji Murofushi JPN	2000-9, 2004-1, 2008-5, 2012-3

##### Most Appearances

5	Ziółkowski	1996-10, 2000-1, 2004-13Q, 2008-7, 2012-7
	Aléxandros Papadimitríou GRE	1996-16Q, 2000-12, 2004-17Q, 2008-18Q, 2012-37Q
4	McGrath	
	Carl Johan Lind SWE	1912-5, 1920-2, 1924-7, 1928-14
	Hal Connolly USA	1956-1, 1960-8, 1964-6, 1968-17Q
	Al Hall USA	1956-4, 1960-14, 1964-12, 1968-14Q
	Zsivótzky	
	Takeo Sugawara JPN	1960-21Q, 1964-13, 1968-4, 1972-20
	Jüri Tamm URS/EUN/EST	1980-3, 1988-3, 1992-5, 1996-26Q
	Lance Deal USA	1988-17Q, 1992-7, 1996-2, 2000-16Q
	Heinz Weis FRG/GER	1988-5, 1992-6, 1996-5, 2000-26Q
	Astapkovich	
	Murofushi	
	Nicola Vizzoni ITA	2000-2, 2004-9, 2008-13Q, 2012-8
	Juan Ignacio Cerra ARG	2000-27Q, 2004-26Q, 2008-30Q, 2012-36Q
	András Haklits CRO	2000-29Q, 2004-21Q, 2008-10, 2012-30Q
	Primož Kozmus SLO	2000-38Q, 2004-5, 2008-1, 2012-2

#### Men's Hammer Throw, continued

##### Placing Table

	1	2	3	4	5	6	7	8	Top3	Points
USA	7	5	7	3	7	6	3	2	19	202
URS/EUN	7	6	6	1	2	1	2	1	19	155
HUN	5	2	2	3	3	2	2	-	9	103
GER	1	4	2	4	4	3	4	2	7	103
SWE	-	2	1	4	3	1	4	3	3	66
FIN	1	1	-	2	1	2	-	-	2	35
BLR*	-	1	3	1	-	-	1	2	4	34
ITA	-	1	-	2	-	1	2	2	1	26
JPN	1	-	1	1	1	-	-	1	2	24
POL	1	-	1	-	1	-	2	2	2	24
IRL	2	-	-	1	-	-	-	-	2	21
GBR	-	-	1	1	-	2	1	1	1	20
SLO	1	1	-	-	1	-	-	-	2	19
UKR	-	-	1	2	-	-	-	-	1	16
CAN	-	1	1	-	-	-	-	1	2	14
YUG	-	1	-	-	-	2	-	-	1	13
RUS	-	-	-	-	2	1	-	-	0	11
TUR*	-	1	-	-	-	-	-	-	1	7
TCH	-	-	-	1	-	-	-	-	0	5
EST	-	-	-	-	1	-	-	1	0	5
ARG	-	-	-	-	-	1	1	-	0	5
BUL	-	-	-	-	-	1	-	1	0	4
CZE	-	-	-	-	-	1	-	1	0	4
SVK	-	-	-	-	-	1	-	1	0	4
NOR	-	-	-	-	-	-	1	1	0	3
FRA	-	-	-	-	-	-	1	-	0	2
AUS	-	-	-	-	-	-	-	1	0	1
CHI	-	-	-	-	-	-	-	1	0	1
<b>Totals</b>	<b>26</b>	<b>26</b>	<b>26</b>	<b>26</b>	<b>26</b>	<b>25</b>	<b>24</b>	<b>24</b>	<b>78</b>	<b>927</b>

\* Placings do not match medals because, following their withdrawal of the 2004 silver from Ivan Tikhon BLR, the IOC have not (as at June 10, 2016) publicly confirmed any upgrade of Eşref Apak TUR and Vadims Devyatovskiy BLR from bronze/4th to silver/bronze. The actual Olympic medal tallies for their two countries are therefore as follows:

	G	S	B	M
BLR	-	1	2	3
TUR	-	-	1	1

##### Breakdown of GER placings:

GER	1	2	1	-	1	2	2	-	4	42
FRG	-	1	1	2	2	-	1	1	2	34
GDR	-	1	-	2	1	1	1	1	1	27
<b>Totals</b>	<b>1</b>	<b>4</b>	<b>2</b>	<b>4</b>	<b>4</b>	<b>3</b>	<b>4</b>	<b>2</b>	<b>7</b>	<b>103</b>

##### Breakdown of URS/EUN placings:

RUS	1	2	3	1	1	1	1	-	6	54
UKR	3	1	1	-	1	-	1	1	5	44
BLR	2	3	-	-	-	-	-	-	5	37
EST	-	-	2	-	-	-	-	-	2	12
TJK	1	-	-	-	-	-	-	-	1	8
<b>Totals</b>	<b>7</b>	<b>6</b>	<b>6</b>	<b>1</b>	<b>2</b>	<b>1</b>	<b>2</b>	<b>1</b>	<b>19</b>	<b>155</b>

##### Breakdown of GBR placings:

GBR	-	-	1	1	-	1	1	1	1	17
IRL	-	-	-	-	-	1	-	-	0	3
<b>Totals</b>	<b>-</b>	<b>-</b>	<b>1</b>	<b>1</b>	<b>-</b>	<b>2</b>	<b>1</b>	<b>1</b>	<b>1</b>	<b>20</b>

##### Breakdown of YUG placings:

SRB	-	1	-	-	-	1	-	-	1	10
CRO	-	-	-	-	-	1	-	-	0	3
<b>Totals</b>	<b>-</b>	<b>1</b>	<b>-</b>	<b>-</b>	<b>-</b>	<b>2</b>	<b>-</b>	<b>-</b>	<b>1</b>	<b>13</b>

## Javelin Throw

1896 to 1904: Not held. Freestyle/both arms javelin throwing held in 1906 and 1908; see discontinued events

### London, 17 Jul 1908

		Qualifying (in two sections)	
1, (B3)	Eric Lemming	SWE	54.825OR 53.68
2, (A4)	Arne Halse	NOR	50.57 50.57
3, (A8)	Otto Nilsson	SWE	47.10 47.10
4, (A1)	Aarne Salovaara	FIN	45.89 45.89

5, (A6)	Armas Pesonen	FIN	45.18	45.18
6, (A2)	Juho Halme	FIN	44.96	44.96
7, (A7)	Jalmari Sauli	FIN		
8,	Evert Jakobsson	FIN		

(Competitors: 16; Countries: 6; Finalists: 3)

By 1908 Lemming, had been the world's best for almost a decade, taking the world record from 45.50 to 57.33 with eight improvements between 1899 and 1908. Not surprisingly, he led the three qualifiers by a large margin with 53.66, which he bettered with 54.825 in the finals, while neither Halse nor Nilsson, the other finalists, could improve.

### Stockholm, 6 Jul 1912

1,	Eric Lemming	SWE	60.64OR		
2,	"Juho" Saaristo	FIN	58.66		
3,	Mór Kóczan	HUN	55.50		
4,	Juho Halme	FIN	54.65		
5,	Väinö Siikaniemi	FIN	52.43		
6,	Richard Åbrink	SWE	52.20		
7,	Arne Halse	NOR	51.98		
8,	Jonni Myyrä	FIN	51.33		

(Competitors: 25; Countries: 7)

Series	1	2	3	4	5	6
Lemming	53.02	54.78	57.42	60.64	x	x
Saaristo	54.75	55.37	x	56.21	x	58.66
Kóczan	54.06	x	54.99	x	x	55.50
Halme	53.81	54.65	x			
Siikaniemi	52.19	x	52.43			
Åbrink	46.50	48.25	52.20			
Myyrä		51.33				

The physically imposing Lemming (1.90/89kg) was by 1912 under threat from Julius Saaristo, who had become the first man to throw over 60m earlier in the year (61.45). The two men were drawn in the same qualifying group, and Saaristo opened up with 54.75, to head Lemming's 53.02. Saaristo won the second round 55.37 to 54.78, but Lemming produced a winning throw of 57.42 in the third round, which he consolidated in the first round of the final, with 60.64, an Olympic and Swedish record. Saaristo, always in second place, produced his best throw in the final round, a good 58.66. Kovács was described in the official 1912 report as having "an extraordinary gift for throwing the javelin", but his run-up and throwing technique were poor, and he could only produce one good throw in the final, 55.50 in the last round.

### Antwerp, 15 Aug 1920

		Qualifying (15 Aug)		
1,	Jonni Myyrä	FIN	65.78OR	60.63
2,	Urho Peltonen	FIN	63.605	63.605
3,	Pekko Johansson (Jaale)	FIN	63.095	63.095
4,	"Juho" Saaristo	FIN	62.395	60.045
5,	Aleksander Klumberg (Kolmpere)	EST	62.39	59.03
6,	Gunnar Lindström	SWE	60.52	60.52
7,	Milton Angier	USA	59.275	
8,	Erik Blomqvist	SWE	58.18	

(Competitors: 25; Countries: 12; Finalists: 10)

Myyrä had set three unratified world records between 1914 and 1919, but his 66.10 in Stockholm in 1919 was accepted. Naturally he was the favourite to win in Antwerp. However, his progress was severely dented when he was struck on his non-throwing shoulder during the warm-ups by a javelin thrown by James Lincoln (USA). Myyrä then managed only 60.63, though that was good enough for third in the qualifying stage.

Finland ended up with the top four throwers, headed in the final by Myyrä, who threw 65.78, and had a foul in the region of 67-68m. Peltonen edged Johansson for the runner-up spot, both carrying forward their qualifying marks, as both men barely beat 60m in the finals

(Peltonen – 60.445, Johansson – 60.22). Veteran Saaristo took fourth place by the smallest possible margin from Estonia's superb all-rounder Klumberg, who lost a silver medal when a 65m throw was ruled a foul after the javelin broke on landing.

### Paris, 15 Aug 1924

		After 3 throws		
1,	Jonni Myyrä	FIN	62.96	59.30
2,	Gunnar Lindström	SWE	60.92	60.81
3,	Eugene Oberst	USA	58.35	58.35
4,	Yrjö Ekqvist	FIN	57.56	56.32
5,	William Neufeld	USA	56.96	56.96
6,	Erik Blomqvist	SWE	56.85	56.85
7,	Urho Peltonen	FIN	55.66	
8,	Pekka Johansson (Jaale)	FIN	55.10	

(Competitors: 29; Countries: 15; Finalists: 12)

Lindström led after the first round with 60.81, from Myyrä (59.30) and Oberst (57.98). Oberst then improved to 58.35, while Myyrä had a foul at the 63-64m level. Lindström, who was to end the season with a world record, 66.62, led the qualifiers, with 60.81. He improved to 60.92, but Myyrä launched one out to 62.96 to win his second title. Aleksandr Klumberg – who had topped the world list in 1922 and 1923 – had a wretched day, reaching only 49.61. He had thrown further than 57m during the decathlon.

Myyrä emigrated to the USA in 1925, having apparently absconded with a large sum of money from the local bank in Savitaipale, of which he was the manager.

### Amsterdam, 2 Aug 1928

1, (A1)	Erik Lundqvist	SWE	66.60OR		
2, (B6)	Béla Szepes	HUN	65.26		
3, (C1)	Olav Sunde	NOR	63.97		
4, (C4)	Paavo Liettu	FIN	63.86		
5, (D5)	Bruno Schlokat	GER	63.40		
6, (D3)	Eino Penttilä	FIN	63.20		
7, (B4)	Stanley Lay	NZL	62.89		
8, (A6)	Johan Meimer	EST	61.46		

(Competitors: 28; Countries: 18; Finalists: 20)

Series	1	2	3	4	5	6
Lundqvist	66.60	61e	60.50e	61e	61.58e	54e
Szepes	62.50	65.26	56e	x	62.50	54e
Sunde	62.50	63.97	63.80	x	59.50	55e
Liettu	62e	63.86	63.70	55e	61e	63.76
Schlokat	58e	62e	63.40	60e	57.50	63.26
Penttilä	56e	63.20	62e	58.35	56e	x
Lay	60.50e	62.89	56e			
Meimer	58e	61.50	x			

Lundqvist had a great season, winning 18 of 19 competitions, and just after the Games he became the first man to throw further than 70m. In Amsterdam he won the competition with his first throw, which was only his seventh best of the year. Curiously all but one of his six better throws occurred after the Games. The then world record holder Eino Penttilä had a miserable day, with a best of only 63.20. By contrast his next two competitions saw him average 67.26. Stanley Lay, who had won the AAA with a world leading 67.89, was exactly 5m down on his best. In contrast, Béla Szepes set a national record with his second round throw of 65.26.

### Los Angeles, 4 Aug 1932

1, (9)	Matti Järvinen	FIN	72.71OR	
2, (13)	Matti Sippala	FIN	69.80	
3, (7)	Eino Penttilä	FIN	68.70	

4, (1)	Gottfried Weimann	GER	68.18
5, (3)	Lee Bartlett	USA	64.46
6, (8)	Kenneth Churchill	USA	63.24
7, (12)	Malcolm Metcalf	USA	61.89
8, (6)	Kohsaku Sumiyoshi	JPN	61.14

(Competitors: 13; Countries: 7; Finalists: 10)

Series	1	2	3	4	5	6
Järvinen	71.25	70.42	72.71	71.31	72.56	67.93
Sippala	68.14	63.18	66.53	62.98	61.22	69.80
Penttilä	60.04	64.13	64.28	65.40	68.70	66.86
Weimann	68.18	57.58	60.42	61.19	61.45	65.24
Bartlett	64.46	64.44	62.62	57.30	61.47	59.55
Churchill	63.24	61.19	58.88	x	58.07	x
Metcalf	61.89	58.34	61.29			
Sumiyoshi	x	61.14	60.11			

“Father” Verner Järvinen had no fewer than three sons competing in Los Angeles; Kalle (12th in the shot), Akilles (decathlon silver), and Matti. The latter had emerged in 1929, and dominated the javelin for more than half a decade. In the 1930-32 period he produced 11 of the 13 throws over 70m and broke the world record five times. In Los Angeles he was totally dominant, with five throws over 70m, and a series averaging 71.03. He finished almost 3m clear of his teammate Sippala, with former record-holder Penttilä making up for his poor showing in 1928 with a bronze medal.

### Berlin, 6 Aug 1936

1,	Gerhard Stöck	GER	71.84
2,	Yrjö Nikkanen	FIN	70.77
3,	Kalervo Toivonen	FIN	70.72
4,	Lennart Attervall	SWE	69.20
5,	Matti Järvinen	FIN	69.18
6,	Alton Terry	USA	67.15
7,	Eugeniusz Lokajski	POL	66.39
8,	József Várszegi	HUN	65.30

(Competitors: 28; Countries: 19; Finalists: 17)

Series	1	2	3	4	5	6
Stöck	x	68.11	65.50e	66.20	71.84	65
Nikkanen	x	70.77	x	62	62	63
Toivonen	62.00	67.00	68.76	x	70.72	x
Attervall	67.15	69.20	x	65	61	62
Järvinen	68.30	69.18	x	64	x	66
Terry	67.10	67.15	x	64	65	62
Lokajski	65.30	66.39	x			

By the 1936 Olympics, Järvinen had improved his world record a further five times, finally reaching 77.23 seven weeks before the Games (a throw which would have been 81m+ under current radial measurement rules).

After his record, Järvinen suffered a back injury, and was a shadow of his normal self, throwing just 69.18 for fifth in the final. Finnish hopes remained with Nikkanen and Toivonen, and while they threw admirably, exceeding 70m, neither could top the 71.84 of shot bronze medallist Gerhard Stöck.

### London, 4 Aug 1948

1, (8)	Tapio Rautavaara	FIN	69.77
2, (9)	Steve Seymour	USA	67.56
3, (10)	József Várszegi	HUN	67.03
4, (11)	Pauli Vesterinen	FIN	65.89
5, (5)	Odd Maehlum	NOR	65.32
6, (2)	Martin Biles	USA	65.17
7, (12)	Mirko Vujačić	SRB	64.89
8, (4)	Bob Likens	USA	64.51

(Competitors: 23; Countries: 12; Finalists: 13)

Series	1	2	3	4	5	6
Rautavaara	69.77	x	57.69	59.43	61.86	58.95
Seymour	x	62.37	67.56	61.72	63.58	61.00
Várszegi	67.03	58.14	60.29	57.53	59.71	58.35
Vesterinen	65.44	60.96	63.01	61.76	65.89	65.79
Maehlum	65.32	62.00	61.67	59.23	60.59	59.33
Biles	58.70	65.09	65.17	59.09	64.10	65.17
Vujačić	60.00	x	64.89			
Likens	63.98	64.51	x			

In a weak year for javelin throwing, the top men were Steve Seymour and Tapio Rautavaara. The Finn, at his best in 1943 when he threw beyond 80m in practice, coped with the dank sloppy runway better than the rest. He launched his winning throw in the first round. Várszegi also produced his best in round 1, while Seymour produced his best on a do-or-die effort in round 3, as he would otherwise have finished 10th. Biles had led the qualifiers with 67.68, with only three others reaching the statutory qualifying limit of 64.00.

### Helsinki, 23 Jul 1952

1,	Cy Young	USA	73.78OR
2,	Bill Miller	USA	72.46
3,	Toivo Hyytiäinen	FIN	71.89
4,	Viktor Tsybulenko	UKR	URS 71.72
5,	Branko Dangubić	SRB	YUG 70.55
6,	Vladimir Kuznetsov	RUS	URS 70.37
7,	Ragnar Ericzon	SWE	69.04
8,	Soini Nikkinen	FIN	68.80

(Competitors: 26; Countries: 16; Finalists: 17)

Series	1	2	3	4	5	6
Young	68.45	73.78	72.80	65.73	71.73	x
Miller	72.46	71.65	63.95	65.41	66.97	70.45
Hyytiäinen	71.89	71.24	70.25	70.00	69.55	71.16
Tsybulenko	71.72	70.44	66.48	71.37	66.49	x
Dangubić	66.21	61.09	70.55	58.94	x	x
Kuznetsov	70.37	65.71	64.81	56.16	58.08	60.10
Ericzon	69.04	64.55	68.02			
Nikkinen	68.80	64.08	61.58			

There was no clear favourite, with Hyytiäinen, the European Champion, the only man to throw further than 73m prior to Helsinki. Kuznetsov had the first 70m throw, followed in the first round by Hyytiäinen (71.89), Tsybulenko (71.72) and Miller (72.46). Young produced the winning throw in the second round of the final, a perfect birthday present for the 24 year-old. He followed up in the next round with another throw (72.80), well beyond the best of the rest. The athletic Miller, a 2.03 high jumper, found his opening throw held up for second, though the valiant Hyytiäinen ended up with five throws beyond 70m. Finland's other great hope, the temperamental but talented Nikkinen, had an off-day, placing eighth.

### Melbourne, 26 Nov 1956

1,	Egil Danielsen	NOR	85.71WR
2,	Janusz Sidło	POL	79.98
3,	Viktor Tsybulenko	UKR	URS 79.50
4,	Herbert Koschel	GER/FRG	74.68
5,	Jan Kopyto	POL	74.28
6,	Giovanni Lievore	ITA	72.88
7,	Michel Macquet	FRA	71.84
8,	Aleksandr Gorshkov	RUS	URS 70.32

(Competitors: 21; Countries: 12; Finalists: 15)

Series	1	2	3	4	5	6
Danielsen	72.60	68.49	70.75	85.71	72.60	68.86
Sidło	72.78	x	79.98	79.70	75.79	73.50
Tsybulenko	74.96	75.84	71.74	79.50	72.98	63.24
Koschel	74.68	60.80	69.88	61.66	x	61.29
Kopyto	71.82	73.32	73.02	74.28	57.20	73.27
Lievore	71.26	72.88	67.46	65.58	64.87	65.79
Macquet	70.03	70.11	71.84			
Gorshkov	x	x	70.32			

Advances in the aerodynamics of javelin design by Dick Held revolutionised standards in this event. Before 1956, three men had reached 80m a total of five times, but in Olympic year six men exceeded 80m on 20 occasions. Heading the list were Sidło, European Champion, and first to throw 80m with the “traditional” javelin in 1953, and Danielsen. The latter’s best was 83.57 with 10 competitions over 80m, while Sidło’s was the world record (83.66).

Both qualified comfortably behind reigning champion Cy Young, who threw 74.76 as 15 exceeded the 66m qualifying level. Young’s qualifying mark was more than 6m beyond his best in the final, and he finished a disappointed 11th. Helsinki fourth-placer Tsybulenko made the early running with 74.96 and 75.84, before Sidło threw 79.98 in round 3. Danielsen made the six man cut-off with 72.60, less than a metre ahead of Macquet, but in round 4 he launched a rocket – the spear flying low but for longer than onlookers could believe possible, landing well beyond the world record flag at 85.71. This effectively ended the competition. It transpired that Sidło had lent Danielsen his javelin and Macquet had supplied him with a wrenchingly strong cup of coffee just before the record throw.

### Rome, 8 Sep 1960

1, (7) Viktor Tsybulenko	UKR	URS	84.64
2, (3) Walter Krüger	GER/GDR	79.36	
3, (10) Gergely Kulcsár	HUN	78.57	
4, (8) Väinö Kuisma	FIN	78.40	
5, (5) Willy Rasmussen	NOR	78.36	
6, (4) Knut Fredriksson	SWE	78.33	
7, (6) Zbigniew Radziwonowicz	POL	77.31	
8, (2) Janusz Sidło	POL	76.46	

(Competitors: 28; Countries: 19; Finalists: 12)

Series	1	2	3	4	5	6
Tsybulenko	84.64	76.59	76.46	x	67.73	x
Krüger	79.36	66.51	71.29	75.23	72.62	x
Kulcsár	78.57	77.60	68.56	73.20	x	x
Kuisma	78.40	74.08	74.45	67.75	76.38	74.69
Rasmussen	x	67.62	78.36	x	x	69.55
Fredriksson	69.70	78.33	64.29	72.53	78.01	68.51
Radziwonowicz	73.58	77.31	74.47			
Sidło	76.46	76.43	71.93			

The IAAF imposed the use of Swedish metal “Seefab” javelins or wooden Finnish “Sportartikles” implements. Bill Alley, the powerful (1.90/101kg) American who had thrown over 82m twice with his “Held” javelin could reach only 67.36 in the qualifying, and joined defending champion Egil Danielsen, and Michel Macquet (number 10 all-time) in failing to qualify. Leading the qualifiers was Sidło, who mistook the qualifying line and produced the big throw he had been saving for the final – 85.14. World record holder Al Cantello only qualified with his third throw – 79.72.

In the final, Cantello reached just 74.70 and failed to make the top six, as did Sidło and the younger Lievore brother Carlo (an 83m man). Eight of the 12 finalists got their best throw in round 1, with Tsybulenko, in his third Olympics, throwing a lifetime best of 84.64. The rest were hit with the combination of a switch in wind direction, rain and the knowledge that the Ukrainian had achieved a throw that would be difficult to beat in any conditions. No-one else was able to throw beyond 80m, the best being the surprising Walter Krüger, and Gergely Kulcsár, who won the first of his three Olympic medals.

### Tokyo, 14 Oct 1964

1, (8) Pauli Nevala	FIN	82.66	
2, (1) Gergely Kulcsár	HUN	82.32	
3, (2) Jānis Lūsis	LAT	URS	80.57
4, (4) Janusz Sidło	POL	80.17	
5, (12) Urs von Wartburg	SUI	78.72	
6, (6) Jorma Kinnunen	FIN	76.94	
7, (7) Rolf Herings	GER/FRG	74.72	

8, (9) Vladimir Kuznetsov RUS URS 74.26  
(Competitors: 25; Countries: 15; Finalists: 12)

Series	1	2	3	4	5	6
Nevala	76.42	78.39	x	82.66	x	x
Kulcsár	75.00	77.28	78.28	82.32	78.57	79.78
Lūsis	72.51	80.57	79.85	78.94	78.07	x
Sidło	80.17	x	x	x	76.97	78.17
von Wartburg	78.72	76.84	76.36	73.08	73.12	x
Kinnunen	72.32	76.36	71.81	76.94	x	72.45
Herings	66.22	x	74.72			
Kuznetsov	73.90	68.89	74.26			

Terje Pedersen had become the first man to throw further than 90m earlier in the season, reaching 91.72. In the wet conditions of the qualifying round, he managed only 72.10, and failed to make the final. Ironically he had qualified for the Rome final at the age of 17 but was unable to throw because of injury. The conditions also knocked out Michel Macquet (FRA), Carlo Lievore (ITA), Frank Covelli (USA), Viktor Aksyonov (URS) and Hermann Salomon (GER) – 80m throwers all.

Sidło, the favourite, made the final this time along with European Champion Lūsis. The Pole took an early lead under grey, but dry, skies with the surprising von Wartburg second after round 1. Lūsis moved ahead next round with 80.57, with Nevala and Kulcsár moving into medal contention with 78.39 and 78.28 by the end of the third round. Round 4 saw the most dramatic changes with Kulcsár enhancing his reputation as a strong competitor with 82.32. He was followed later in the round by Nevala, whose 82.66 was a shock. Neither Lūsis nor Sidło could respond, so the competition was over ... except for von Wartburg’s last throw, which landed at around 82.50, only to be ruled a flat throw by the officials who seemed not to bother looking for any mark. Nevala had thrown over 86m in 1963, but only reached greatness as a thrower in his last two seasons – 1969 and 1970, ranking number one in the latter year after three throws over 91m and 52 competitions beyond 80m.

### Mexico City, 16 Oct 1968

1, (1) Jānis Lūsis	LAT	URS	90.10OR
2, (5) Jorma Kinnunen	FIN	88.58	
3, (7) Gergely Kulcsár	HUN	87.06	
4, (9) Władysław Nikiciuk	POL	85.70	
5, (3) Manfred Stolle	GDR	84.42	
6, (8) Åke Nilsson	SWE	83.48	
7, (12) Janusz Sidło	POL	80.58	
8, (10) Urs von Wartburg	SUI	80.56	

(Competitors: 27; Countries: 18; Finalists: 12)

Series	1	2	3	4	5	6
Lūsis	81.74	86.34	82.66	84.40	x	90.10
Kinnunen	86.30	x	x	79.00	85.82	88.58
Kulcsár	83.10	x	83.32	87.06	85.14	83.40
Nikiciuk	x	85.70	82.24	x	82.32	80.44
Stolle	x	76.86	81.52	84.42	x	79.72
Nilsson	83.48	x	x	x	76.74	79.76
Sidło	80.00	76.36	80.58	75.50	77.86	76.46
von Wartburg	80.56	77.06	77.22	x	x	x

Lūsis had 15 of the top 16 marks of 1968, unheard-of consistency in a traditionally erratic event. Among those less consistent were former and future Olympic champions Pauli Nevala, Klaus Wolferrmann and Miklós Németh, who were all eliminated in the qualifying round.

In the final, the dynamic and small (1.75/82kg) Jorma Kinnunen led after round 1 with 86.30, with Nilsson (83.48) and Kulcsár (83.10) following. Lūsis opened round 2 with a leading 86.34, with Nikiciuk, ninth in Tokyo, producing the other quality throw of the round (85.70) to move third. Kulcsár then attained his lifetime best at the age of 34 to take the lead, leaving Lūsis with one remaining chance after a fifth round foul. A true champion, Lūsis launched the spear into the sky, and saw it fall at 90.10 for the gold medal. Kinnunen was not finished, and the thrower considered more than any other to possess the Finnish quality of “sisu” (a mixture of grit and pride) replied to the Latvian’s 90m throw with a then lifetime best of 88.58 for silver.

### Munich, 3 Sep 1972

1, (7) Klaus Wolfermann	FRG	90.48OR
2, (4) Jānis Lūsis LAT	URS	90.46
3, (3) Bill Schmidt	USA	84.42
4, (1) Hannu Siitonen	FIN	84.32
5, (8) Bjørn Grimnes	NOR	83.08
6, (12) Jorma Kinnunen	FIN	82.08
7, (5) Miklós Németh	HUN	81.98
8, (11) Fred Luke	USA	80.06

(Competitors: 23; Countries: 15; Finalists: 12)

Series	1	2	3	4	5	6
Wolfermann	86.68	85.14	x	88.40	90.48	84.70
Lūsis	88.88	x	89.54	x	81.66	90.46
Schmidt	75.96	84.42	x	79.92	84.12	x
Siitonen	84.32	x	x	x	x	x
Grimnes	71.86	82.38	83.08	x	x	x
Kinnunen	x	82.08	75.76	x	x	77.60
Németh	80.80	81.98	78.58	81.88	x	81.40
Luke	66.64	x	80.06	79.70	71.46	x

Lūsis had regained the world record in July with 93.80, and was a firm favourite. He qualified easily with 82.82, but the best at that stage was Wolfermann with 86.22. The German had thrown 90.40 the week earlier, so was clearly a medal threat along with Finland's 88m man, the lean Hannu Siitonen.

The Finn opened the final with 84.32, which would be followed by five fouls, as he pushed too hard to pass Wolfermann and Lūsis. The German threw 86.68 in response to Lūsis' fine opener of 88.88. The Latvian improved to 89.54, and seemed invulnerable. Wolfermann showed great competitive instincts though, reaching 88.40 in the fourth round to rapturous applause from the predominantly German crowd of 80,000. In round 5 Wolfermann launched a beautiful throw, which landed at a German record of 90.48, and put him in front. Lūsis had just one throw left, and he told himself "this must go over 90m." Lūsis pulled his seemingly elastic arm through and the spear flew away to the 90m mark. The measuring device showed 90.46. Almost unbelievably Wolfermann had won by less than one inch, and received great praise from the gracious and universally admired Lūsis, who became the first man to have a full set of medals in the javelin.

### Montreal, 25 Jul 1976

1, (11) Miklós Németh	HUN	94.58WR
2, (12) Hannu Siitonen	FIN	87.92
3, (15) Gheorghe Megelea	ROU	87.16
4, (2) Piotr Bielczyk	POL	86.50
5, (4) Sam Colson	USA	86.16
6, (10) Vasily Yershov UKR	URS	85.26
7, (13) Seppo Hovinen	FIN	84.26
8, (8) Jānis Lūsis LAT	URS	80.26

(Competitors: 23; Countries: 15; Finalists: 16)

Series	1	2	3	4	5	6
Németh	94.58	-	-	83.32	84.76	86.84
Siitonen	87.92	x	86.58	x	x	80.92
Megelea	87.16	83.16	82.92	82.10	x	x
Bielczyk	x	77.90	86.50	81.00	82.28	82.94
Colson	77.70	85.08	86.16	x	x	x
Yershov	85.26	x	77.06	x	78.32	82.50
Hovinen	83.46	83.92	84.26	x	x	x
Lūsis	79.74	77.58	73.76	74.00	x	80.26

Hannu Siitonen, the European Champion, and Seppo Hovinen, who had thrown beyond 93m on two occasions in 1976, were expected to battle out for the win, so it was surprising to see Hovinen's fine qualifying mark of 89.76 immediately followed by Miklós Németh throwing 89.28. Németh had ranked as high as second in the world back in 1967, but had never achieved so much as a medal in major competition, appearing to be in the shadow of his father Imre, the '48 Hammer winner. Phil Olsen (CAN) set a Commonwealth record of 87.76 to lead the other group of qualifiers, 16 in all, to the final.

In the final, Németh showed that his throw of the previous day was no fluke as he launched a low trajectory dart with his first throw, which seemed to fly endlessly before landing at a world record 94.58. Most javelin records are aided by a slight headwind, holding the spear up for longer. There was no such breeze here, and the throw would have gone 5m or so further in good conditions. Siitonen was the next thrower, and did well to reach 87.92. Curiously the bronze medallist Megelea also threw his best in the first round after the record throw. Thereafter, no thrower managed more than 87m, with Hovinen so deflated that he could throw only 84.26.

### Moscow, 27 Jul 1980

1, (12) Dainis Kūla LAT	URS	91.20
2, (7) Aleksandr Makarov RUS	URS	89.64
3, (2) Wolfgang Hanisch	GDR	86.72
4, (10) Heino Puuste EST	URS	86.10
5, (6) Antero Puranen	FIN	85.12
6, (11) Pentti Sinersaari	FIN	84.34
7, (4) Detlef Fuhrmann	GDR	83.50
8, (5) Miklós Németh	HUN	82.40

(Competitors: 18; Countries: 11; Finalists: 12)

Series	1	2	3	4	5	6
Kūla	x	x	88.88	91.20	x	x
Makarov	85.84	83.48	x	84.40	88.04	89.64
Hanisch	86.72	73.74	84.04	x	x	x
Puuste	86.10	x	-	x	-	x
Puranen	85.12	x	x	78.14	x	82.94
Sinersaari	75.08	84.34	82.86	x	x	x
Fuhrmann	68.44	81.02	81.44	83.50	80.42	80.96
Németh	76.60	74.06	81.46	81.38	82.40	76.22

Ferenc Paragi, a powerhouse of a thrower at 1.79/104kg, had thrown twice over 96m in 1980 and was a clear favourite. The Hungarian duly led the qualifying round with 88.76, albeit on his final available throw. Less fortunate were the GDR star Detlef Michel (78.34), who placed 13th just missing the final, and 85m throwers Dave Ottley (GBR) and Dariusz Adamus (POL), who were a long way down on their best. Almost as big a shock was Justin Arop (UGA) who threw 82.68 to advance.

Wolfgang Hanisch opened the final with 86.72, one of four men to reach 85m or further in round 1. Only the tall, left-handed Finn Sinersaari got close to that level in the next round, and the order remained unchanged for the top six until the last throw of the third round. Kūla, a big (190/98kg) Latvian had thrown over 88m on one of his two fouls, but obviously needed a valid throw in the third to stay in the competition. The spear flew low and far and was measured at 88.88. Paragi was less lucky than Kūla. A victim of nerves, he finished with a best of 79.52 for 10th. Kūla then threw 91.20, and was followed by Makarov, who reached 88.04 and then 89.64 to win silver from Hanisch.

### Los Angeles, 5 Aug 1984

1, (7) Arto Härkönen	FIN	86.76
2, (9) David Ottley	GBR	85.74
3, (2) Kenth Eldebrink	SWE	83.72
4, (11) Wolfram Gambke	FRG	82.46
5, (3) Masami Yoshida	JPN	81.98
6, (5) Einar Vilhjálmsson	ISL	81.58
7, (6) Roald Bradstock	GBR	81.22
8, (12) Laslo Babits	CAN	80.68

(Competitors: 28; Countries: 19; Finalists: 12)

Series	1	2	3	4	5	6
Härkönen	x	78.74	84.34	86.76	x	x
Ottley	85.74	81.52	x	x	83.92	84.46
Eldebrink	x	80.28	x	x	83.72	83.30
Gambke	82.00	82.46	x	78.88	x	72.08

Series	<u>1</u>	<u>2</u>	<u>3</u>	<u>4</u>	<u>5</u>	<u>6</u>
Yoshida	x	81.98	x	81.98	77.92	81.66
Vilhjálmsón	80.44	77.66	79.22	81.58	x	79.26
Bradstock	70.20	81.22	78.22	76.68	x	78.82
Babits	x	x	80.68	x	x	x

Uwe Hohn (GDR) would almost certainly have won the 1984 javelin gold. In his 11 competitions that year Hohn averaged 94.09, a distance not reached by any other thrower in 1984, topped by his monster 104.80, a throw which guaranteed the introduction of a new less aerodynamic javelin. Of those who were present in LA, Tom Petranoff, who had set a world record of 99.72 in 1983, and top German thrower Klaus Tafelmeier, were considered the best gold medal bets. The javelin is recognised as the most unpredictable of the throwing events, and this competition followed that rule, as Tafelmeier failed to qualify, throwing 73.52 in the morning qualifying round. The reason given for his failure was that he was "an evening person".

Petranoff led the qualifiers with 85.96, but could only reach 78.40 in the final, more than 2m less than needed for the top eight. Ottley was the only other man over 85m in qualifying, and he reached 85.74 in round one of the final, with only Härkönen over 83m in the first half of the competition. Härkönen had been the youngest man (20) ever to throw 90m five years earlier, and in the fourth round hurled the winner. Eldebrink moved from eighth to third with his fifth-round 83.72. The winner was not only the first Finn to win for 20 years, but also the first left hander to take the javelin title.

### Seoul, 25 Sep 1988

1, (12) Tapio Korjus	FIN	84.28
2, (4) Jan Železný svk	TCH	84.12
3, (1) Seppo Rätty	FIN	83.26
4, (10) Klaus Tafelmeier	FRG	82.72
5, (9) Viktor Yevsyukov kaz	URS	82.32
6, (3) Gerald Weiss	GDR	81.30
7, (8) Vladimir Ovchinnikov rus	URS	79.12
8, (6) Dag Wennlund	SWE	78.30

(Competitors: 38; Countries: 22; Finalists: 12)

Series	<u>1</u>	<u>2</u>	<u>3</u>	<u>4</u>	<u>5</u>	<u>6</u>
Korjus	82.74	76.26	-	-	x	84.28
Železný	x	82.32	81.60	83.46	77.88	84.12
Rätty	80.00	76.26	83.26	78.74	80.66	80.44
Tafelmeier	80.14	78.72	78.28	x	77.76	82.72
Yevsyukov	81.42	82.32	x	80.38	81.42	79.52
Weiss	80.66	81.30	79.94	77.26	77.80	78.28
Ovchinnikov	76.48	76.58	79.12	x	77.32	74.64
Wennlund	76.88	75.62	78.30	x	76.60	x

The exploits of Uwe Hohn, who retired after the 1985 season with a severely injured back, caused a change of implement, from 1986. The new model flew less and landed point first, helping to clear up arguments about the acceptability of flat throws. Železný, the world record holder at 87.66, led the qualifiers with 85.90, the best preliminary throw with the new javelin. The lead changed hands three times in the first round after World Champion Rätty opened proceedings with 80.00. Weiss threw 80.66, Yevsyukov 81.42, and the silver-blond Korjus 82.74. Železný closed in the second round with 82.32 after a foul, but Yevsyukov matched that and relegated the Czech one position.

Rätty, possibly the most cumbersome great thrower ever, used his enormous strength to take the lead with his third throw of 83.26, which was then overtaken by the skinny (1.86/77kg) Železný, who whipped one out to 83.46 in the fourth. The Slovakian-born Železný then finished with 84.12, his best of the day. "Yesterday I felt better. My technique was not the best today," he reflected. European Champion Tafelmeier moved up from his first round 80.14 to 82.72 and finished fourth. Korjus then took the final throw of the competition, going for the gold. "This is all or nothing," he said later. The javelin came down in the vicinity of Železný's best, and was measured at 84.28.

### Barcelona, 8 Aug 1992

1, (8) Jan Železný cze	TCH	89.66 <sup>OR</sup>
2, (11) Seppo Rätty	FIN	86.60
3, (10) Steve Backley	GBR	83.38
4, (5) Kimmo Kinnunen	FIN	82.62
5, (1) Sigurdur Einarsson	ISL	80.34
6, (6) Juha Laukkanen	FIN	79.20
7, (4) Mike Barnett	USA	78.64
8, (2) Andrey Shevchuk rus	EUN	77.74

(Competitors: 32; Countries: 21; Finalists: 12)

Series	<u>1</u>	<u>2</u>	<u>3</u>	<u>4</u>	<u>5</u>	<u>6</u>
Železný	89.66	x	x	88.18	86.28	x
Rätty	78.50	86.60	81.44	83.22	x	x
Backley	82.44	82.02	79.46	83.38	78.32	79.86
Kinnunen	x	82.62	x	x	x	x
Einarsson	79.52	75.02	77.96	x	x	80.34
Laukkanen	77.44	x	74.56	76.92	79.20	78.46
Barnett	78.64	78.58	x	77.70	74.12	x
Shevchuk	77.00	x	77.74	x	x	73.42

Železný threw further than 90m four times in Oslo a month before the Games, culminating in a world record 94.74. The javelin used, made by Miklós Németh, was ruled illegal just before the Barcelona final, as it was made in four parts instead of the regulation three. Rather than depressing Železný, it galvanised him "it did nothing but increase my passion to win," he said later. His first throw, featuring his remarkably whippy arm, rocketed away to an Olympic record 89.66. Only Steve Backley of the other finalists exceeded 80m in that round, with 82.44.

World Champion Kimmo Kinnunen (82.62) and Rätty (86.60) overtook the Briton, who replied in round 4 with 83.38, enough for bronze. Železný had preceded Backley's best throw with another fine cast of 88.18. Železný's style, involving a lot of rotation and the fastest arm in the event, meant that any slight mis-timing would result in poor throws, and he managed one of about 30m with his last throw, trying too hard to break the world record.

### Atlanta, 3 Aug 1996

1, (7) Jan Železný	CZE	88.16
2, (1) Steve Backley	GBR	87.44
3, (8) Seppo Rätty	FIN	86.98
4, (10) Raymond Hecht	GER	86.88
5, (6) Boris Henry	GER	85.68
6, (4) Sergey Makarov	RUS	85.30
7, (12) Kimmo Kinnunen	FIN	84.02
8, (2) Tom Pukstys	USA	83.58

(Competitors: 33; Countries: 20; Finalists: 12)

Series	<u>1</u>	<u>2</u>	<u>3</u>	<u>4</u>	<u>5</u>	<u>6</u>
Železný	x	88.16	82.68	83.86	86.02	86.12
Backley	87.44	85.66	x	80.74	80.88	85.64
Rätty	83.44	86.66	76.52	84.52	81.70	86.98
Hecht	83.88	86.88	x	83.10	x	85.10
Henry	81.24	85.68	x	82.58	83.94	84.08
Makarov	82.72	85.30	81.12	x	82.28	83.78
Kinnunen	82.72	80.26	x	84.02	81.98	x
Pukstys	78.48	80.90	83.58	81.28	82.18	81.68

Železný was hot favourite to retain his title, having thrown a remarkable 98.48 in May. He threw 86.52 in the qualifying round behind Kostas Gatsioudis's Greek record of 87.12. After a mis-timed short foul in the opening round in the final, he responded to Steve Backley's leading throw with 88.16. Backley had opened the competition with an impressive 87.44.

The first two positions were already decided. Behind them a battle ensued for the bronze medal, with second round throws of 85.30 for Makarov, 85.68 for Henry, 86.66 for Rätty and 86.88 for Hecht. Of these four, only Rätty was able to improve, throwing 86.98 in the final round, to pick up his third medal. The medallists were the same as in 1992, and so only four different men had won medals in the three Games between 1988 and 1996.



**Sydney, 23 Sep 2000**

1, (6)	Jan Železný	CZE	90.17	OR
2, (2)	Steve Backley	GBR	89.85	
3, (7)	Sergey Makarov	RUS	88.67	
4, (9)	Raymond Hecht	GER	87.76	
5, (1)	Aki Parviainen	FIN	86.62	
6, (11)	Kostas Gatsioudis	GRE	86.53	
7, (8)	Boris Henry	GER	85.78	
8, (5)	Emeterio González	CUB	83.33	

(Competitors: 35; Countries: 26; Finalists: 12)

Series	1	2	3	4	5	6
Železný	89.41	x	90.17	x	x	88.97
Backley	86.25	89.85	x	80.99	x	x
Makarov	88.67	85.90	x	x	86.67	85.30
Hecht	87.76	x	x	x	76.11	x
Parviainen	86.62	82.49	84.01	x	x	78.42
Gatsioudis	85.06	x	83.73	83.53	86.53	83.32
Henry	82.94	80.78	83.45	x	85.78	83.31
González	76.13	78.55	83.33	x	x	77.19

The quality of the field was evident from the qualifying round, where Nick Nieland (GBR) threw 82.12 but failed to make the final 12. Leading the qualifiers were Železný (89.39), Gatsioudis (88.41) and Pål Arne Fagernes who set a Norwegian record of 86.74.

Chasing a third consecutive win, and his own 1992 Olympic record of 89.66, Železný opened up in the final with 89.41, but was threatened by Makarov, Hecht and Parviainen, all of whom threw their competition best in round one. Steve Backley, a medallist in the previous two Olympics, then broke the Olympic record with a superb 89.85. Železný's nervous energy brewed while a medal ceremony held him up, and he then unleashed the winner of 90.17.

All of the throwers from third to tenth (other than Hecht) had the consolation of throwing the best mark ever for each place.

**Athens, 28 Aug 2004**

1, (1)	Andreas Thorkildsen	NOR	86.50
2, (8)	Vadims Vasiļevskis	LAT	84.95
3, (5)	Sergey Makarov	RUS	84.84
4, (12)	Steve Backley	GBR	84.13
5, (4)	Aleksandr Ivanov	RUS	83.31
6, (10)	Andrus Värnik	EST	83.25
7, (2)	Ēriks Rags	LAT	83.14
8, (11)	Tero Pitkämäki	FIN	83.01

(Competitors: 33; Countries: 23; Finalists: 12)

Series	1	2	3	4	5	6
Thorkildsen	84.82	86.50	80.96	x	-	-
Vasiļevskis	84.95	83.95	x	x	79.07	80.91
Makarov	84.84	x	77.59	78.00	82.51	84.32
Backley	79.62	81.48	84.13	83.02	x	81.62
Ivanov	83.31	82.76	81.36	80.28	78.07	79.99
Värnik	83.25	82.72	x	x	-	76.41
Rags	77.13	83.14	81.69	x	x	78.63
Pitkämäki	80.38	83.01	x	x	81.19	x

After Breaux Greer (USA) had tested his precarious knee with the leading throw of the qualifying (87.25), the final was expected to be a battle between Greer, World Champion Makarov, and the two great veterans Železný and Backley.

The opening throw of the competition set the tone, as Thorkildsen launched this spear out to 84.82. Makarov edged into the lead with 84.84, and Vasiļevskis highlighted the opening round with a pb 84.95. Thorkildsen, unbeaten in his last three competitions, including two Grand Prix wins, improved his best to 86.50, and the gold was his. The only further throws over 84m came from Backley with 84.13, fighting out eighth place with Železný, and Makarov who managed a final throw of 84.32. Greer's knee gave way, and he managed just one fair throw of 74.36. The winning throw was the shortest since 1988.

**Beijing, 23 Aug 2008**

1, (10)	Andreas Thorkildsen	NOR	90.57	OR
2, (2)	Ainārs Kovals	LAT	86.64	
3, (4)	Tero Pitkämäki	FIN	86.16	
4, (8)	Tero Järvenpää	FIN	83.95	
5, (7)	Teemu Wirkkala	FIN	83.46	
6, (12)	Jarrod Bannister	AUS	83.45	
7, (5)	Ilya Korotkov	RUS	83.15	
8, (9)	Vladimir Kozlov	BLR	82.06	

(Competitors: 38; Countries: 29; Finalists: 12)

Series	1	2	3	4	5	6
Thorkildsen	84.72	85.91	87.93	85.13	90.57	-
Kovals	79.45	82.63	82.28	78.98	80.65	86.64
Pitkämäki	83.75	x	80.69	85.83	x	86.16
Järvenpää	83.95	x	x	x	x	83.63
Wirkkala	x	73.90	83.46	x	-	78.23
Bannister	83.45	80.59	82.20	-	-	-
Korotkov	82.54	x	76.84	82.15	x	83.15
Kozlov	82.06	77.57	74.09	x	x	75.36

In 2007 there had been 16 competitions beyond 88m, but in 2008 only one before Beijing. The top three of the prior year – Thorkildsen, Pitkämäki and Breaux Greer (USA) – all had to deal with injuries in Olympic year, with the American particularly affected. The wet conditions for the qualifying gave some throwers problems – particularly Sergey Makarov and Aleksandr Ivanov (both RUS), though 2004 silver medallist Vadims Vasiļevskis (LAT) seemed untroubled, leading the qualifiers with 83.51.

In the final Pitkämäki opened with 83.75 and Järvenpää 83.95, then Thorkildsen took the lead with 84.72. Successive throws of 85.91 and 87.93 ensured the Norwegian's position in the javelin hierarchy, and a fifth-round 90.57 eclipsed Jan Železný's Olympic record – terrific throwing in the windless conditions. Vasiļevskis had an off day in the final, placing ninth with 81.32, but Latvian fortunes were rescued by Kovals, who shocked with his lifetime best of 86.64 in the last round, and reacted to Kovals's mark by reaching 86.16 with his last throw. One of Järvenpää's four fouls was in the region of 88m, but this was clearly Thorkildsen's day.

**London, 11 Aug 2012**

1, (5)	Keshorn Walcott	TTO	84.58
2, (8)	Oleksandr Pyatnytsya	UKR	84.51
3, (12)	Antti Ruuskanen	FIN	84.12
4, (4)	Vítězslav Veselý	CZE	83.34
5, (7)	Tero Pitkämäki	FIN	82.80
6, (11)	Andreas Thorkildsen	NOR	82.63
7, (3)	Spiridon Lebésis	GRE	81.91
8, (10)	Tino Häber	GER	81.21

(Competitors: 44; Countries: 31; Finalists: 12)

Series	1	2	3	4	5	6
Walcott	83.51	84.58	x	80.64	x	-
Pyatnytsya	77.47	81.61	84.51	81.53	81.01	83.53
Ruuskanen	79.60	81.09	81.60	81.97	84.12	79.88
Veselý	x	81.69	81.80	x	80.32	83.34
Pitkämäki	77.33	82.68	80.67	80.46	82.80	82.53
Thorkildsen	x	82.63	x	81.70	x	x
Lebésis	81.21	81.91	81.27	80.36	x	79.45
Häber	76.99	74.33	81.21	79.95	76.6	75.85

London 2012 saw the fourth Olympic javelin contest where the best mark was set in the qualifying round, by a man who was then defeated in the final. This time it was Veselý, the favourite, who qualified with a personal best of 88.34. In the final Walcott – the new World Junior Champion – led the competition with his opening 83.51, and improved this national record with his next throw of 84.58. Nordic stars Pitkämäki and Thorkildsen, who had technical problems all season, moved into the medal positions that round with 82.68 and 82.63 respectively. They were overtaken by Pyatnytsya (84.51) and

Ruuskanen (84.12), but no-one could catch the Trinidadian, whose win was the biggest surprise of the Games.

Poor Veselý had a rare off day, but progressed from seventh to fourth with his final throw of 83.34, exactly five metres down on his qualifier. He later said that his problem was nerves, meaning that he had trouble sleeping in the two days between qualifying and final. It would have been better for him, he reflected, to have a final on the day after qualifying.

### MEN'S JAVELIN THROW

#### The Best on Points

31	Jan Železný TCH (SVK & CZE)/CZE	1988-2, 1992-1, 1996-1, 2000-1
25	Steve Backley GBR	1992-3, 1996-2, 2000-2, 2004-4
22	Jānis Lūsis URS (LAT)	1964-3, 1968-1, 1972-2, 1976-8

#### Most Finals

5	Železný	1988-2, 1992-1, 1996-1, 2000-1, 2004-9
4	Janusz Sidło POL Lūsis Backley	1956-2, 1960-8, 1964-4, 1968-7

#### Most Appearances

5	Sidło	1952-18Q, 1956-2, 1960-8, 1964-4, 1968-7
	Urs von Wartburg SUI	1960-19Q, 1964-5, 1968-8, 1972-15Q, 1976-nm/Q
	Železný	

#### Placing Table

	G	S	B	4	5	6	7	8	M	Points
FIN	7	7	8	10	7	6	4	5	22	262
GER	2	1	1	6	3	1	3	1	4	81
URS/EUN	3	2	2	2	1	2	1	4	7	76
SWE	3	1	2	1	-	5	1	2	6	67
USA	1	2	2	-	3	3	3	3	5	64
NOR	3	1	1	-	3	1	1	-	5	54
HUN	1	2	4	-	-	-	1	2	7	50
GBR	-	3	1	1	-	-	1	-	4	34
POL	-	1	-	3	1	-	3	1	1	33
CZE	2	-	-	1	-	-	-	-	2	21
RUS	-	-	2	-	1	1	1	-	2	21
LAT	-	2	-	-	-	-	1	-	2	16
TCH	1	1	-	-	-	-	-	-	2	15
TTO	1	-	-	-	-	-	-	-	1	8
EST	-	-	-	-	1	1	-	1	0	8
UKR	-	1	-	-	-	-	-	-	1	7
ISL	-	-	-	-	1	1	-	-	0	7
ROU	-	-	1	-	-	-	-	-	1	6
YUG (SRB)	-	-	-	-	1	-	1	-	0	6
JPN	-	-	-	-	1	-	-	1	0	5
SUI	-	-	-	-	1	-	-	1	0	5
GRE	-	-	-	-	-	1	1	-	0	5
AUS	-	-	-	-	-	1	-	-	0	3
ITA	-	-	-	-	-	1	-	-	0	3
FRA	-	-	-	-	-	-	1	-	0	2
NZL	-	-	-	-	-	-	1	-	0	2
BLR	-	-	-	-	-	-	-	1	0	1
CAN	-	-	-	-	-	-	-	1	0	1
CUB	-	-	-	-	-	-	-	1	0	1
<b>Totals</b>	<b>24</b>	<b>24</b>	<b>24</b>	<b>24</b>	<b>24</b>	<b>24</b>	<b>24</b>	<b>24</b>	<b>72</b>	<b>864</b>

#### Breakdown of GER placings:

GER	1	1	-	4	2	-	2	1	2	48
FRG	1	-	-	2	-	-	-	-	1	18
GDR	-	-	1	-	1	1	1	-	1	15
<b>Totals</b>	<b>2</b>	<b>1</b>	<b>1</b>	<b>6</b>	<b>3</b>	<b>1</b>	<b>3</b>	<b>1</b>	<b>4</b>	<b>81</b>

#### Breakdown of URS/EUN placings:

LAT	2	1	1	-	-	-	-	1	4	30
UKR	1	-	1	1	-	1	-	-	2	22
RUS	-	1	-	-	-	1	1	3	1	15
EST	-	-	-	1	-	-	-	-	0	5
KAZ	-	-	-	-	1	-	-	-	0	4
<b>Totals</b>	<b>3</b>	<b>2</b>	<b>2</b>	<b>2</b>	<b>1</b>	<b>2</b>	<b>1</b>	<b>4</b>	<b>7</b>	<b>76</b>

#### Breakdown of TCH placings:

CZE	1	-	-	-	-	-	-	-	1	8
SVK	-	1	-	-	-	-	-	-	1	7
<b>Totals</b>	<b>1</b>	<b>1</b>	<b>-</b>	<b>-</b>	<b>-</b>	<b>-</b>	<b>-</b>	<b>-</b>	<b>2</b>	<b>15</b>

## Decathlon

1896 to 1908: Not held

### Note

For information, all marks have been re-scored on 1984/1998 tables, which take account of "odd" centimetre measurement for long throws. The version of the scoring tables used is given at the top of the head of the column of scores

### Stockholm, 13-15 Jul 1912

			1912	1984/98
1,	Jim Thorpe	USA	8412.955WR	6564
1,	Hugo Wieslander	SWE	7724.495	5966
2,	Charles Lomberg	SWE	7413.510	5722
3,	Gösta Holmér	SWE	7347.855	5748
4,	James Donahue	USA	7083.450	5701
5,	Eugene Mercer	USA	7074.995	5825
6,	Valdemar Wickholm	FIN	7058.795	5676
7,	Erik Kugelberg	SWE	6758.780	5346
8,	Karl Halt	GER	6682.445	5286

(Competitors: 29; Countries: 12)

Marks	100m	LJ	SP	HJ	400m	110H	DT	PV	JT	1500m
Thorpe	11.2	6.79	12.89	1.87	52.2	15.6	36.98	3.25	45.70	4:40.1
Wieslander	11.8	6.42	12.14	1.75	53.6	17.2	36.29	3.10	50.40	4:45.0
Lomberg	11.8	6.87	11.67	1.80	55.0	17.6	35.35	3.25	41.83	5:12.2
Holmér	11.4	5.98	10.98	1.70	53.2	17.0	31.78	3.20	46.28	4:41.9
Donahue	11.8	6.48	9.67	1.65	51.6	16.2	29.95	3.40	37.09	4:44.0
Mercer	11.0	6.84	9.76	1.65	49.9	16.4	21.95	3.60	32.32	4:46.3
Wickholm	11.5	5.95	11.09	1.60	52.3	17.0	29.78	3.25	42.58	4:33.9
Kugelberg	12.3	6.20	9.99	1.65	55.7	17.2	31.48	3.00	45.67	4:43.5
Halt	12.1	6.08	11.12	1.70	54.2	17.7	35.46	2.70	39.82	5:02.8

The best performances on record were set by Austin Menaul (USA) – 7414.555 (at Evanston in May), and 7244.10 by Wieslander in the Olympic stadium three weeks prior to the Games. Thorpe had won the pentathlon event in the US Eastern Olympic trials, but when only one other athlete turned up for the decathlon the event was cancelled, and Thorpe was selected by default. Eugene Mercer set the early pace with wins in the 100m and long jump, scoring 1718.60 to Thorpe's 1658.75 after two events. But Thorpe's 12.89 in the shot gained more than 300 points on Mercer, and he was then in the lead for good. Wieslander was by now fourth (2105.30) just behind Lomberg (2168.55) and Mercer (2160.60).

Lomberg had produced an exceptional long jump of 6.87, and his high jump of 1.80 gave him 2986.55 points. However, after Thorpe's superb 1.87, the Swede was more than 300 behind Thorpe's 3329.75. The superb American was the best in the first two events of the second day, and won by nearly 400 from Wieslander, who only moved into second place after the javelin.

Thorpe was celebrated as the greatest athlete in the world, only to have his medals stripped from him a few months later when it was discovered that he had played minor league baseball in 1909 and 1910. The gold medal was awarded to Wieslander and the bronze went to Holmér, later one of Sweden's greatest coaches. In 1983, the IOC reinstated Thorpe as an amateur and declared the American and Wieslander co-champions.

### Antwerp, 20/21 Aug 1920

			1920	1984/98
1,	Helge Løvland	NOR	6803.355	5803
2,	Brutus Hamilton	USA	6771.085	5739
3,	Bertil Ohlson	SWE	6580.030	5640
4,	Gösta Holmér	SWE	6532.150	5551
5,	Evert Nilsson	SWE	6433.530	5371
6,	Valdemar Wickholm	FIN	6405.460	5630

7,	Eugene Vidal	USA	6358.570	5489
8,	Erik Gyllenstolpe	SWE	6331.435	5482

(Competitors: 23; Countries: 11)

Marks	100m	LJ	SP	HJ	400m	110H	DT	PV	JT	1500m
Løvland	12.0	628	1119	165	54.8	16.2	3734	320	4801	4:48.4
Hamilton	11.4	632.5	1161	160	55.0	17.3	3614	330	4808	4:57.8
Ohlson	12.0	643.5	1107	165	55.0	17.0	3778	330	3989	4:50.6
Holmér	11.8	592	1106	170	56.5	16.6	3482	320	4762	5:01.6
Nilsson	12.2	567	1139	175	55.7	20.0	3477	340	4928	4:45.6
Wickholm	11.6	612	1144	160	52.8	16.8	3230	300	4276	4:45.6
Vidal	12.0	613	1116	165	55.7	17.1	3730	330	3532	4:46.6
Gyllenstolpe	12.0	635	1069	165	55.8	16.8	3365	290	4931	5:01.4

Hamilton led from the outset, being a full two tenths quicker than anyone else in the 100m. It was only in the final event that Løvland overtook the American. Aleksandr Klumberg, who would set an accepted world record two years later, was the leading decathlete of the year with 7363.625 in Tallinn (then Reval) the previous month. However, the Estonian had a poor competition, beating his Tallinn marks in only the 110mH before retiring after the pole vault.

Nilsson (7218.985) and Ohlson (7191.755) had both scored highly in the Swedish Championships, but it was the 30 year-old Løvland who dealt with the heavy track better than anyone. His margin of victory over Hamilton amounted to less than six seconds in the 1500m, while Ohlson just beat veteran Hólmer for the bronze medal. Hamilton later became a highly respected coach, and was the USA's head coach at the 1956 Olympics.

### Paris, 11/12 Jul 1924

			1920	1984/98
1,	Harold Osborn	USA	7710.775	6476
2,	Emerson Norton	USA	7350.895	6117
3,	Aleksander Klumberg (Kolmpere)	EST	7329.360	6057
4,	"Antti" Huusari	FIN	7005.175	5952
5,	Edward Sutherland	RSA	6794.145	5929
6,	Ernst Gerspach	SUI	6743.530	5765
7,	Helge Jansson	SWE	6656.160	5633
8,	Harry Frieda	USA	6618.300	5541

(Competitors: 36; Countries: 22)

Marks	100m	LJ	SP	HJ	400m	110H	DT	PV	JT	1500m
Osborn	11.2	6.92	11.435	1.97	53.2	16.0	34.51	3.50	46.69	4:50.0
Norton	11.6	6.92	13.04	1.92	53.0	16.6	33.11	3.80	42.09	5:38.0
Klumberg	11.6	6.96	12.27	1.75	54.4	17.6	36.795	3.30	57.70	5:16.0
Huusari	12.0	6.16	12.02	1.70	53.4	16.6	33.15	3.20	53.65	4:37.2
Sutherland	11.6	6.67	10.86	1.80	56.0	16.6	30.83	3.30	51.01	5:19.0
Gerspach	11.4	6.46	10.35	1.70	53.4	16.8	33.91	3.40	44.82	5:08.2
Jansson	11.6	6.32	12.22	1.83	54.2	17.8	32.08	3.10	47.20	5:22.0
Frieda	11.6	5.94	11.01	1.60	54.0	19.0	35.09	3.40	54.90	5:02.6

The 1924 high jump champion, Osborn, became the only man to win both an individual event and a multi-event gold medal in the same Olympics, helped by 1.97 in his banner event. He showed consistency throughout, never finishing worse than ninth in any event. Nevertheless, he was behind Norton after eight events, but then won easily thanks to Norton's poor 1500m. Klumberg gained more than 550 on Norton in the last two events to finish just 22 behind the American.

### Amsterdam, 3/4 Aug 1928

			1920	1984/98
1,	Paavo Yrjölä	FIN	8053.290WR	6607
2,	Akilles Järvinen	FIN	7931.500	6645
3,	Ken Doherty	USA	7706.650	6428
4,	James Stewart	USA	7624.135	6310
5,	Thomas Churchill	USA	7417.115	6165
6,	Helge Jansson	SWE	7286.285	6111
7,	Ludwig Vesely	AUT	7274.850	6224
8,	Albert Andersson	SWE	7108.435	6031

(Competitors: 38; Countries: 19)

Marks	100m	LJ	SP	HJ	400m	110H	DT	PV	JT	1500m
Yrjölä	11.8	6.72	14.11	1.87	53.2	16.6	42.09	3.30	55.70	4:44.0
Järvinen	11.2	6.87	13.64	1.75	51.4	15.6	36.95	3.30	55.58	4:52.4
Doherty	11.6	6.61	11.85	1.80	52.0	15.8	38.72	3.30	56.56	4:54.0
Stewart	11.2	6.61	13.04	1.87	52.8	16.6	40.90	3.30	48.07	5:17.0
Churchill	11.6	6.32	12.28	1.70	52.2	16.8	38.82	3.60	50.93	4:55.0
Jansson	11.4	6.85	13.59	1.87	53.2	16.6	36.83	3.30	41.73	5:27.0
Vesely	11.6	5.73	12.58	1.70	52.2	15.8	35.46	3.20	47.44	4:47.0
Andersson	12.0	6.30	12.19	1.75	54.0	15.8	36.64	3.30	45.81	4:44.2

Yrjölä was the big favourite to win, having won the Finnish trials with 7846.58, the best score of the year. He also set world records in winning his national championship in 1926 and 1927. Sweden's Helge Jansson was the best on the first day, scoring 4178.97, leading Järvinen (4136.03), Stewart (4127.69) and Yrjölä (4103.92), with Doherty well back on 3848.57.

After Järvinen had taken the lead with a good 110mH of 15.6, Yrjölä broke the event open with his 42.09 discus, taking the lead with 5833.24 ahead of Stewart (5811.91) and Järvinen (5765.15). Doherty replaced Stewart as the best non-Finn with his 56.56 javelin, and easily beat his teammate to take third place. Ahead of him Yrjölä placed fifth in the final event – more than eight seconds ahead of Järvinen – and broke his own world record by some 58 points. Järvinen became the second best of all-time.

### Los Angeles, 5/6 Aug 1932

			1920	1984/98
1,	Jim Bausch	USA	8462.235WR	6736
2,	Akilles Järvinen	FIN	8292.480	6879
3,	Wolrad Eberle	GER	8030.805	6661
4,	Wilson Charles	USA	7985.000	6716
5,	Hans-Heinrich Sievert	GER	7941.075	6515
6,	Paavo Yrjölä	FIN	7687.990	6385
7,	Cliff Coffmann	USA	7534.410	6265
8,	Bob Tisdall	IRL	7327.170	6398

(Competitors: 14 Countries: 9)

Marks	100m	LJ	SP	HJ	400m	110H	DT	PV	JT	1500m
Bausch	11.7	6.95	15.32	1.70	54.2	16.2	44.58	4.00	61.91	5:17.0
Järvinen	11.1	7.00	13.11	1.75	50.6	15.7	36.80	3.60	61.00	4:47.0
Eberle	11.4	6.77	13.22	1.65	50.8	16.7	41.34	3.50	57.49	4:34.4
Charles	11.2	7.24	12.56	1.85	51.2	16.2	38.71	3.40	47.72	4:39.8
Sievert	11.4	6.97	14.50	1.78	53.6	16.1	44.54	3.20	53.91	5:18.0
Yrjölä	11.8	6.59	13.68	1.75	52.6	17.0	40.77	3.10	56.12	4:37.4
Coffmann	11.3	6.77	11.86	1.70	51.8	17.8	34.40	4.00	48.88	4:48.0
Tisdall	11.3	6.60	12.58	1.65	49.0	15.5	33.31	3.20	45.26	4:34.4

The best in the world in 1931 had been Järvinen and Jesse Mortensen, later the coach at the University of Southern California. The American was injured in 1932, so the Finn was the big favourite, despite two 8000+ scores by Bausch.

The first day featured excellent performances by Wilson Charles, headed by his 7.24 long jump. He led with 4266.2 points from the big Latvian Janis Dimza (4181.14), Järvinen (4168.76), Sievert (4158.21), and Bausch (4029.33). With Sievert and Bausch producing 44m discus throws, the positions changed, with the German temporarily leading from Charles and Bausch. The American's 4.00 vault ensured his victory, and a 61.91 javelin throw gave him a margin of 350 with one event remaining. Järvinen made up 180, but lost to Bausch's world record of 8462.235. Under the scoring tables now in force, Järvinen would have been the comfortable winner in Amsterdam and Los Angeles.

### Berlin, 7/8 Aug 1936

			1934	1984/98
1,	Glenn Morris	USA	7900WR	7254
2,	Bob Clark	USA	7601	7063
3,	Jack Parker	USA	7275	6760

4,	Erwin Huber	GER	7087	6649
5,	Reindert Brassler	NED	7046	6570
6,	Armin Guhl	SUI	7033	6618
7,	Olle Bexell	SWE	7024	6558
8,	Helmut Bonnet	GER	6939	6489

(Competitors: 28; Countries: 17)

Marks	100m	LJ	SP	HJ	400m	110H	DT	PV	JT	1500m
Morris	11.1	6.97	14.10	1.85	49.4	14.9	43.02	3.50	54.52	4:33.2
Clark	10.9	7.62	12.68	1.80	50.0	15.7	39.39	3.70	51.12	4:44.4
Parker	11.4	7.35	13.52	1.80	53.3	15.0	39.11	3.50	56.46	5:07.8
Huber	11.5	6.89	12.70	1.70	52.3	15.8	35.46	3.80	56.45	4:35.2
Brassler	11.6	6.69	13.49	1.90	51.5	16.2	39.45	3.40	55.75	5:06.0
Guhl	11.3	7.04	12.30	1.80	52.3	15.6	40.97	3.30	51.20	4:40.4
Bexell	11.6	6.68	13.54	1.75	54.9	16.0	38.83	3.70	57.07	4:40.4
Bonnet	11.6	6.66	13.45	1.75	53.7	16.2	39.16	3.60	58.15	4:54.0

Morris, who had set a world record of 7884 at the US Trials in Milwaukee, was hot favourite to win from Clark, who scored 7595 behind Morris in the trials. Clark took the lead, as he had done in Milwaukee, with 10.9/7.62 in the first two events.

By the end of the first day Morris had passed his compatriot (4164 to 4117), and he increased his lead over Clark in every event other than the pole vault on the second day, winning with 299. Parker was well clear of Huber for third place, giving the USA its first (of two) clean sweeps in Olympic decathlon history. Like 1928 shot put silver medalist Herman Brix, Morris later played the role of Tarzan. The one man who might have given Morris a hard time – Hans-Heinrich Sievert, the European Champion and previous world record holder – was injured in 1936.

### London, 5/6 August 1948

			<u>1934</u>	<u>1984/98</u>
1,	Bob Mathias	USA	7139	6628
2,	Ignace Heinrich	FRA	6974	6559
3,	Floyd Simmons	USA	6950	6531
4,	Enrique Kistenmacher	ARG	6929	6542
5,	Erik Andersson	SWE	6877	6486
6,	Peter Mullins	AUS	6739	6334
7,	Per Axel Eriksson	SWE	6731	6382
8,	Irving Mondschein	USA	6715	6357

(Competitors: 35; Countries: 20)

Marks	100m	LJ	SP	HJ	400m	110H	DT	PV	JT	1500m
Mathias	11.2	6.615	13.04	1.86	51.7	15.7	44.00	3.50	50.32	5:11.0
Heinrich	11.3	6.895	12.85	1.86	51.6	15.6	40.94	3.20	40.98	4:43.8
Simmons	11.2	6.725	12.80	1.86	51.9	15.2	32.73	3.40	51.99	4:58.0
Kistenmacher	10.9	7.08	12.67	1.70	50.5	16.3	41.11	3.20	45.06	4:49.6
Andersson	11.6	6.595	12.66	1.75	52.0	15.9	36.07	3.60	51.04	4:34.0
Mullins	11.2	6.645	12.75	1.83	53.2	15.2	33.94	3.40	51.32	5:17.6
Eriksson	11.9	6.80	11.96	1.80	52.5	16.2	34.91	3.30	56.70	4:35.8
Mondschein	11.3	6.81	12.74	1.83	51.6	16.6	38.74	3.50	36.81	4:49.8

The best athlete was missing from the Games, but this time it was not due to the war, but because the USSR was not part of the Olympic movement. Thus Heino Lipp, the statuesque (1.90/107kg) Estonian, was denied his big chance of Olympic gold. His only Olympic appearance came in 1992 when he was chosen to carry the flag for newly independent Estonia at the opening ceremony in Barcelona. Instead, this was the beginning of a legend, as Bob Mathias triumphed in his third attempt at the event. Aged just 17 years 263 days, he became the youngest ever male Olympic athletics champion, a record which stands as we approach Athens 2004.

The weather conditions seriously detracted from the level of performance. At the end of the first day Kistenmacher, an Argentine soldier, led with 3897 from Ignace Heinrich and Mathias (3848). The weather was dreadful on the second day, and Mathias's day lengthened when the mark for his best discus throw could not be located for half an hour, officials eventually settling on a mark at 44. The exhausted schoolboy, lean at 1.90/84kg compared to the big Heinrich (1.93/93kg), was well ahead after the javelin, but struggled through the 1500m to win by 165.

### Helsinki, 25/26 Jul 1952

			<u>1952</u>	<u>1984/98</u>
1,	Bob Mathias	USA	7887WR	7580
2,	Milt Campbell	USA	6975	6948
3,	Floyd Simmons	USA	6788	6903
4,	Vladimir Volkov	RUS	URS	6674
5,	Josef Hipp	GER/FRG	6449	6705
6,	Göran Widenfelt	SWE	6388	6661
7,	Kjell Tännander	SWE	6308	6607
8,	Friedel Schirmer	GER/FRG	6118	6464

(Competitors: 28; Countries: 16)

#### Electric timing (1984/98)

Mathias	7592
Campbell	6995
Simmons	6945
Volkov	6894
Hipp	6754
Widenfelt	6681
Tännander	6617
Schirmer	6509

Marks	100m	LJ	SP	HJ	400m	110H	DT	PV	JT	1500m
Mathias	10.9	6.98	15.30	1.90	50.2	14.7	46.89	4.00	59.21	4:50.8
Campbell	10.7	6.74	13.89	1.85	50.9	14.5	40.50	3.30	54.54	5:07.2
Simmons	11.5	7.06	13.18	1.92	51.1	15.0	37.77	3.60	54.69	4:53.4
Volkov	11.4	7.09	12.62	1.75	51.2	15.8	38.04	3.80	56.68	4:33.2
Hipp	11.4	6.85	13.26	1.75	51.3	16.1	45.84	3.50	54.14	4:57.2
Widenfeldt	11.4	6.76	11.61	1.94	51.3	16.1	39.53	3.50	49.36	4:38.6
Tännander	11.4	6.90	12.97	1.85	52.6	15.8	39.30	3.50	52.79	4:57.2
Schirmer	11.7	6.37	12.69	1.80	50.5	16.0	37.01	3.50	54.00	4:47.6

Electrics	100m	400m	110H	1500m
Mathias	11.08	50.38	14.91	4:51.11
Campbell	10.78	50.96	14.67	5:07.60
Simmons	11.52	51.22	15.26	4:53.70
Volkov	11.49	51.28	16.11	4:33.25
Hipp	11.46	51.43	16.24	4:57.32
Widenfeldt	11.53	51.55	16.32	4:38.84
Tännander	11.59	52.71	16.03	4:57.64
Schirmer	11.68	50.67	16.28	4:47.95

Mathias had developed from talented Olympic Champion into the best decathlete in the world by far. Bigger in 1952 than 1948 (92kg versus 84kg), he had world class bests in the 110m hurdles (13.8) and discus (52.48) and had broken the world record twice, culminating with 7829 in the US Trials. His nearest rival was the remarkably talented Milt Campbell, who won the first event in 10.7 (on electrical timing 10.78, 0.01 faster than Remigino, the 1952 100m gold medalist). A dominant shot of 15.30 gave Mathias control of the event, and at halfway he led with 4367 ahead of Campbell (4111) and Simmons (3924). Outrun by Campbell in the hurdles, 14.5 to 14.7, Mathias was better in all of the remaining events than his four nearest pursuers, and he won with his third world record in the final decathlon of his career.

### Melbourne, 29/30 Nov 1956

			<u>1952</u>	<u>1984/98</u>
1,	Milt Campbell	USA	7937OR	7565
2,	Rafer Johnson	USA	7587	7422
3,	Vasiliy Kuznetsov	RUS	URS	7465
4,	Uno Palu	EST	URS	6930
5,	Martin Lauer	GER/FRG	6853	6910
6,	Walter Meier	GER/GDR	6773	6911
7,	Torbjörn Lassenius	FIN	6565	6782
8,	Yang Chuan-Kwang	TPE	6521	6697

(Competitors: 15; Countries: 9)

#### Electric timing (1984/98 tables)

Campbell	7614
Johnson	7457
Kuznetsov	7347
Palu	7055
Lauer	6914
Meier	6929
Lassenius	6806
Yang	6736

Marks	100m	LJ	SP	HJ	400m	110H	DT	PV	JT	1500m
Campbell	10.8	7.33	14.76	1.89	48.8	14.0	44.98	3.40	57.08	4:50.6
Johnson	10.9	7.34	14.48	1.83	49.3	15.1	42.17	3.90	60.27	4:54.2
Kuznetsov	11.2	7.04	14.49	1.75	50.2	14.9	44.33	3.95	56.13	4:53.8
Palu	11.5	6.65	13.39	1.89	50.8	15.4	40.38	3.60	61.59	4:35.6
Lauer	11.1	6.83	12.86	1.83	48.2	14.7	39.38	3.10	50.66	4:43.8
Meier	11.3	6.80	12.99	1.86	49.3	16.1	37.59	3.70	47.97	4:20.6
Lassenius	11.8	6.62	13.45	1.70	50.8	15.9	41.36	3.80	59.33	4:36.2
Yang	11.2	6.90	11.56	1.95	51.3	15.0	33.92	3.30	57.88	5:00.8

Electrics	100m	400m	110H	1500m
Campbell	10.91	48.83	14.12	4:50.68
Johnson	10.99	49.49	15.29	4:54.24
Kuznetsov	11.36	50.24	15.25	4:54.10
Palu	11.66	50.82	15.58	4:35.74
Lauer	11.29	48.35	14.97	4:44.03
Meier	11.48	49.41	16.29	4:20.63
Lassenius	11.99	50.89	16.03	4:36.28
Yang	11.29	51.37	15.20	5:00.97

Johnson, the world record holder, was favourite to win, but to the knee injury he suffered before the Games was added an abdominal muscle pull in the long jump. Campbell produced a superlative effort, and had he not had a poor pole vault might well have broken Johnson's record of 7985. On the first day Campbell drew gradually away from Johnson with superior marks in the high jump and 400m to lead with 4564 compared with Johnson's 4375. Lauer (4064) trailed in third ahead of Kuznetsov (3991).

The 110m hurdles was the decisive event as Campbell ran a superb 14.0, despite almost shattering the fourth hurdle. His time was seven tenths faster than that of Lauer, who was fourth in the individual 110m hurdles final. The 336 points gained on Johnson's 15.1 was almost all of Campbell's final winning margin of 350. As he felt himself flagging in the final event, Campbell found himself picked up by the encouragement of 11th placed Ian Bruce, who ran with him over the last 400m, exhorting him to sprint at the finish. It was a typical piece of sportsmanship in an event which encourages humanity through shared suffering.

### Rome, 5/6 Sep 1960

		1952	1984/98
1,	Rafer Johnson	USA 8392OR	7901
2,	Yang Chuan-Kwang	TPE 8334	7820
3,	Vasiliy Kuznetsov	RUS URS 7809	7527
4,	Yuriy Kutnyenko	UKR URS 7567	7401
5,	Evert Kamerbeek	NED 7236	7213
6,	Franco Sar	ITA 7195	7140
7,	Markus Kahma	FIN 7112	7161
8,	Klaus Grogorenz	GER/GDR 7032	7078

(Competitors: 30; Countries: 21)

#### Electric timing (1984/98)

Johnson	7926
Yang	7839
Kuznetsov	7557
Kutenko	7442
Kamerbeek	7237
Sar	7174
Kahma	7181
Grogorenz	7114

Marks	100m	LJ	SP	HJ	400m	110H	DT	PV	JT	1500m
Johnson	10.9	7.35	15.82	1.85	48.3	15.3	48.49	4.10	69.76	4:49.7
Yang	10.7	7.46	13.33	1.90	48.1	14.6	39.83	4.30	68.22	4:48.5
Kuznetsov	11.1	6.96	14.46	1.75	50.2	15.0	50.52	3.90	71.20	4:53.8
Kutenko	11.4	6.93	13.97	1.80	51.1	15.6	45.63	4.20	71.44	4:44.2
Kamerbeek	11.3	7.21	13.76	1.80	51.1	14.9	44.31	3.80	57.49	4:43.6
Sar	11.4	6.69	13.89	1.80	51.3	14.7	49.58	3.80	55.74	4:49.2
Kahma	11.5	6.93	14.55	1.75	50.5	15.9	44.93	3.60	60.50	4:22.8
Grogorenz	10.8	6.93	12.42	1.73	48.0	16.9	40.12	3.70	60.81	4:27.0

Electrics	100m	110H
Johnson	11.07	15.46
Yang	10.88	14.80
Kuznetsov	11.25	15.15
Kutenko	11.50	15.74
Kamerbeek	11.49	15.03
Sar	11.51	14.88
Kahma	11.69	16.05
Grogorenz	10.95	16.98

Johnson had set a world record of 8683 in the US Championships ahead of his training partner Yang (8426). He had evolved from a jumper-runner type (100m: 10.3, 110m hurdles: 13.8, Long Jump: 7.76) into a throwing exponent (Discus: 52.50, Javelin: 76.75), but was expecting a tough battle from Yang. Kuznetsov had set a world record of 8357 in 1959, but was still recovering from an injury at the time of the Olympics. Yang led after two events, but Johnson's shot of 15.82, almost 2.5m ahead of Yang, gained 273 and took him 143 clear of the Formosan. Yang was better in four of the first five events, but still trailed 4592 to 4647 at the end of the first day, with Kuznetsov down in fifth place.

Johnson had a terrible hurdles, hitting the second hurdle and never finding his rhythm in clocking 15.3, while Yang ran 14.6. Yang was now 12 ahead, but the lead again switched after the discus where Johnson threw a good 48.49, while Yang had a poor 39.83. Behind them Kuznetsov threw 50.52 to move more than 200 ahead of fourth place. Yang closed on Johnson with 4.30 in the vault, but Johnson responded with 69.76 in the javelin, while both Russians threw beyond 71. Finally Johnson managed to stay within 10m of Yang, so winning by 58 points the finest duel in Olympic decathlon history.

### Tokyo, 19/20 Oct 1964

		1962	1984/98
1,	Willi Holdorf	GER/FRG 7887	7794
2,	Rein Aun	EST URS 7842	7744
3,	Hans-Joachim Walde	GER/FRG 7809	7735
4,	Paul Herman	USA 7787	7719
5,	Yang Chuan-Kwang	TPE 7650	7608
6,	Horst Beyer	GER/FRG 7647	7557
7,	Vasiliy Kuznetsov	RUS URS 7569	7523
8,	Mikhail Storozhenko	UKR URS 7464	7374

(Competitors: 22; Countries: 14)

Marks	100m	LJ	SP	HJ	400m	110H	DT	PV	JT	1500m
Holdorf	10.7	7.00	14.95	1.84	48.2	15.0	46.05	4.20	57.37	4:34.3
Aun	10.9	7.22	13.82	1.93	48.8	15.9	44.19	4.20	59.06	4:22.3
Walde	11.0	7.21	14.45	1.96	49.5	15.3	43.15	4.10	62.90	4:37.0
Herman	11.2	6.97	13.89	1.87	49.2	15.2	44.15	4.35	63.35	4:25.4
Yang	11.0	6.80	13.23	1.81	49.0	14.7	39.59	4.60	68.15	4:48.4
Beyer	11.2	7.02	14.32	1.90	49.8	15.2	45.17	3.80	58.17	4:23.6
Kuznetsov	10.9	6.98	14.06	1.70	49.5	14.9	43.81	4.40	67.87	5:02.5
Storozhenko	11.0	7.22	16.37	1.84	53.6	15.0	43.20	4.00	59.10	5:00.7

In 1963 Yang had set a sensational world record of 9121, but new tables applied in 1964, and Yang suffered more than any other top class decathlete. The average point loss for the best 10 of all-time at the end of 1964 other than Yang was 328; for Yang it was 1032. On top form, he might well have won in Tokyo but his 1964 performances were inferior to those of Rome in eight of the 10 events, and particularly weak jump marks left him out of the running for any medal.

Holdorf (4090) led from Walde (4074) and Aun (4067) after the first day with the third German Beyer fourth with 3910. Holdorf never surrendered the lead, and Walde only lost out to Aun after the Estonian ran nearly 15 seconds quicker than the German. Herman moved from sixth to fourth on the second day, while Yang leapt from ninth to fifth with the best second day score thanks to excellent marks in the pole vault and javelin. Holdorf, when called the "world's greatest athlete", declaimed any such idea, selecting Bob Hayes for that honour.

### Mexico City, 18/19 Oct 1968

		1962	1984/98
1,	Bill Toomey	USA 8193OR	8064
2,	Hans-Joachim Walde	FRG 8111	8032
3,	Kurt Bendlin	FRG 8064	8005
4,	Nikolay Avilov	UKR URS 7909	7795
5,	Joachim Kirst	GDR 7861	7702
6,	Tom Waddell	USA 7720	7608
7,	Rick Sloan	USA 7692	7553
8,	Steen Smidt-Jensen	DEN 7648	7507

(Competitors: 33; Countries: 20)

Electric timing (1984/98)

Toomey	8144
Walde	8094
Bendlin	8071
Avilov	7862
Kirst	7760
Waddell	7675
Sloan	7618
Smidt-Jensen	7564

Marks	100m	LJ	SP	HJ	400m	110H	DT	PV	JT	1500m
Toomey	10.4	7.87	13.75	1.95	45.6	14.9	43.68	4.20	62.80	4:57.1
Walde	10.9	7.64	15.13	2.01	49.0	14.8	43.54	4.30	71.62	4:58.5
Bendlin	10.7	7.56	14.74	1.80	48.3	15.0	46.78	4.60	75.42	5:09.8
Avilov	10.9	7.64	13.41	2.07	49.9	14.5	46.64	4.10	60.12	5:00.8
Kirst	10.5	7.61	16.43	1.98	50.2	15.6	46.89	4.15	57.02	5:20.1
Waddell	11.3	7.47	14.45	2.01	51.2	15.3	43.73	4.50	63.70	5:04.5
Sloan	11.2	6.72	14.07	2.10	51.0	15.5	45.58	4.85	49.90	4:44.0
Smidt-Jensen	11.0	7.17	13.03	1.95	50.2	14.9	41.07	4.85	46.80	4:41.3

Electrics	100m	400m	110H	1500m
Toomey	10.41	45.68	14.95	4:57.18
Walde	10.97	49.03	14.87	4:58.60
Bendlin	10.75	48.38	15.06	5:09.85
Avilov	10.95	49.93	14.58	5:00.84
Kirst	10.58	50.25	15.68	5:20.16
Waddell	11.33	51.25	15.39	5:04.52
Sloan	11.28	51.05	15.51	4:44.02
Smidt-Jensen	11.00	50.22	14.96	4:41.36

Bill Toomey only started to train for the decathlon three years after finishing college and a year later placed fourth in the 1964 US Olympic Trials. Two years later he broke the world record with an unratified 8234 in the US Championships, and was favourite to win in Mexico ahead of world record holder Kurt Bendlin. Toomey began wonderfully, with 10.4 and 7.87, but after four events was more than 100 behind the explosive (1.90/94kg) Joachim Kirst, who threw the shot nearly 3m further than Toomey, and outjumped the American 1.98 to 1.95. This, however, was a poor effort for the GDR star, who was a 2.16 jumper at his best. Toomey reclaimed the lead with an astounding 45.6 400m, turning the deficit into a 115 point advantage. At the end of the first day, Walde was third with 4290 (209 behind Toomey) after a personal best 2.01 high jump, while Bendlin was in sixth place (4149) after a poor high jump.

Bendlin, a good second day performer, began to close in with better marks than Toomey in the discus, vault and javelin – where he threw a mighty 75.42 – picking up 150 on the American. Walde also threw well, and was just 13 behind Bendlin with just the 1500m to go. Never an enjoyable event for decathletes, the altitude made this 1500m even more painful than usual, and Toomey got home ahead of Walde and Bendlin for gold, almost 45 seconds down on his lifetime best of 4:12.7. The greatest accolade was perhaps attributable to German coach Friedel Schirmer, who had advised all three medallists during their careers.

### Munich, 7/8 Sep 1972

		1971	1984/98
1,	Nikolay Avilov UKR	URS 8454WR	8466
2,	Leonid Litvinenko UKR	URS 8035	7970
3,	Ryszard Katus	POL 7984	7936
4,	Jeff Bennett	USA 7974	7920
5,	Stefan Schreyer	GDR 7950	7907
6,	Freddy Herbrand	BEL 7947	7897
7,	Steen Smidt-Jensen	DEN 7947	7908
8,	Tadeusz Janczenko	POL 7861	7791

(Competitors: 33; Countries: 19)

Marks	100m	LJ	SP	HJ	400m	110H	DT	PV	JT	1500m
Avilov	11.00	7.68	14.36	2.12	48.45	14.31	46.98	4.55	61.66	4:22.82
Litvinenko	11.13	6.81	14.18	1.89	48.40	15.03	47.84	4.40	58.94	4:05.91
Katus	10.89	7.09	14.39	1.92	49.11	14.41	43.00	4.50	59.96	4:31.90
Bennett	10.73	7.26	12.82	1.86	46.25	15.58	36.58	4.80	57.48	4:12.15
Schreyer	10.82	7.44	15.02	1.92	49.51	15.00	45.08	4.40	50.42	4:48.20
Herbrand	11.00	7.30	13.91	2.04	49.78	14.87	47.12	4.40	50.42	4:27.65
Smidt-Jensen	11.07	6.95	13.35	2.01	50.10	14.65	44.80	4.80	55.24	4:24.68
Janczenko	10.64	7.28	14.45	2.04	49.10	16.89	45.26	4.50	63.80	5:01.48

Avilov was picked for fourth place by *Track and Field News*, the position he had occupied in 1968 as a 20 year-old. Kirst, the two-time European Champion was expected to take top honours. After three events, Kirst took the lead, but lost ground to Avilov in the high jump despite jumping 2.10. The tall (1.91/89kg) Ukrainian cleared 2.12, moving within 38 points of Kirst, a margin he halved after the 400m. Kirst led with 4364, with Avilov at 4345 and Janczenko third with 4266. The best marks of the first day came in the 400 when Britain's Peter Gabbett ran 46.10, and tiny (1.73/69kg) Bennett zipped through his heat in 46.25.

The decisive event was the 110m hurdles, where Avilov ran a good 14.36, while Kirst, after a protracted argument with officials about whether he could use heel spikes, fell and withdrew. Avilov was now over 200 clear of the field in his near perfect decathlon. He set nine personal bests and equalled the 10th, eventually winning from fellow Ukrainian Litvinenko by more than 400 with a world record 8454. Litvinenko clinched the silver with a superb 1500m of 4:05.91, with Katus just getting the bronze ahead of the gutsy Bennett.

### Montreal, 29/30 Jul 1976

		1971	1984/98
1,	Bruce Jenner	USA 8618WR	8634
2,	Guido Kratschmer	FRG 8411	8416
3,	Nikolay Avilov UKR	URS 8369	8403
4,	Raimo Pihl	SWE 8218	8216
5,	Ryszard Skowronek	POL 8113	8099
6,	Siegfried Stark	GDR 8048	8051
7,	Leonid Litvinenko UKR	URS 8025	7963
8,	Lennart Hedmark	SWE 7974	8002

(Competitors: 28; Countries: 15)

Marks	100m	LJ	SP	HJ	400m	110H	DT	PV	JT	1500m
Jenner	10.94	7.22	15.35	2.03	47.51	14.84	50.04	4.80	68.52	4:12.61
Kratschmer	10.66	7.39	14.74	2.03	48.19	14.58	45.70	4.60	66.32	4:29.09
Avilov	11.23	7.52	14.81	2.14	48.16	14.20	45.60	4.45	62.28	4:26.26
Pihl	10.93	6.99	15.55	2.00	47.97	15.81	44.30	4.40	77.34	4:28.76
Skowronek	11.02	7.26	13.74	1.91	47.91	14.75	45.34	4.80	62.22	4:29.89
Stark	11.35	6.98	15.08	1.91	49.14	15.65	45.48	4.65	74.18	4:24.93
Litvinenko	11.12	6.92	14.20	1.91	48.44	14.71	46.26	4.60	53.66	4:11.41
Hedmark	11.36	7.09	15.00	1.91	49.80	14.79	46.42	4.30	78.58	4:44.28

Of all the American decathlon champions, Jenner was probably the best all-rounder. Not outstanding at any event, he nevertheless dominated the 1976 decathlon. Kratschmer (4333) and Avilov (4315) were slightly ahead of the American at the end of the first day. Both Avilov and Jenner had three personal bests on the first day. Avilov high jumped 2.14, while Jenner beat his 400m best by 0.7, scoring his highest ever first day score of 4298. Avilov ran 14.20 in the hurdles to take the lead, and was still in front after the discus with 6046 ahead of Jenner: 6037 and Kratschmer: 6022. Jenner then cleared 4.80 in the vault, and with just the 1500m to go led with 7904, ahead of Kratschmer 7816, and Avilov 7755. Jenner now set his sights on the world record. Running yet another lifetime best, 4:12.61, he finished with 8618, well ahead of Avilov's electrically-timed best of 8454.

### Moscow, 25/26 Jul 1980

		1977	1984/98
1,	Daley Thompson	GBR 8495	8522
2,	Yuriy Kutsenko RUS	URS 8331	8369
3,	Sergey Zhelanov RUS	URS 8135	8135
4,	Georg Werthner	AUT 8050	8084
5,	Sepp Zeilbauer	AUT 8007	7989
6,	Dariusz Ludwig	POL 7978	7972
7,	Atanas Andonov	BUL 7927	7887
8,	Steffen Grumm	GDR 7892	7840

(Competitors: 21; Countries: 12)

Marks	100m	LJ	SP	HJ	400m	110H	DT	PV	JT	1500m
Thompson	10.62	8.00	15.18	2.08	48.01	14.47	42.24	4.70	64.16	4:39.90
Kutsenko	11.19	7.74	14.50	2.08	48.67	15.04	39.86	4.90	68.08	4:22.60
Zhelanov	11.40	7.60	14.17	2.18	49.27	14.83	42.80	4.60	57.30	4:27.50
Werthner	11.44	7.27	13.45	2.03	49.26	15.08	38.14	4.85	73.66	4:23.4
Zeilbauer	11.29	7.14	15.31	2.03	50.91	14.80	44.00	4.50	64.86	4:30.6
Ludwig	11.35	7.51	13.32	2.08	50.55	15.38	45.82	4.80	59.38	4:29.7
Andonov	11.38	6.86	15.59	2.00	50.36	14.83	47.62	4.70	53.54	4:29.2
Grummt	11.35	6.86	16.15	1.94	49.39	14.82	48.56	4.30	55.24	4:30.2

Finishing 18th in Montreal, on his 18th birthday, was Britain's Francis Morgan Ayodélé "Daley" Thompson, an immense raw talent. By 1980 Thompson had established himself as the best in the world, producing a world record in the 1980 annual Götzis meeting, and entered Moscow as a prohibitive favourite. In Götzis he had beaten Guido Kratschmer (FRG), who had succeeded Thompson with a world record in the German championships, but was absent from Moscow due to the boycott.

Thompson went to the front immediately with a 10.62 100m, 0.35 faster than anyone else, and followed that with 8.00 in the long jump. This equalled the best ever wind legal jump in a decathlon. He was already 192 points clear and by the end of the first day had 4542, world record pace. Thompson maintained a healthy lead ahead of his nearest Soviet and Austrian rivals, but ran only fast enough to win in the 1500m, aware that he could not beat his world record.

### Los Angeles, 8/9 Aug 1984

			1977	1984/98
1,	Daley Thompson	GBR	8798=WR	8847WR
2,	Jürgen Hingsen	FRG	8673	8695
3,	Siegfried Wentz	FRG	8412	8416
4,	Guido Kratschmer	FRG	8326	8357
5,	William Motti	FRA	8266	8278
6,	John Crist	USA	8130	8115
7,	Jim Wooding	USA	8091	8054
8,	Dave Steen	CAN	8047	8034

(Competitors: 26; Countries: 18)

Marks	100m	LJ	SP	HJ	400m	110H	DT	PV	JT	1500m
Thompson	10.44	8.01	15.72	2.03	46.97	14.33	46.56	5.00	65.24	4:35.00
Hingsen	10.91	7.80	15.87	2.12	47.69	14.29	50.82	4.50	60.44	4:22.60
Wentz	10.99	7.11	15.87	2.09	47.78	14.35	46.60	4.50	67.68	4:33.96
Kratschmer	10.80	7.40	15.93	1.94	49.25	14.66	47.28	4.90	69.40	4:47.99
Motti	11.28	7.45	14.42	2.06	48.13	14.71	50.92	4.50	63.76	4:35.15
Crist	11.33	6.98	14.05	2.06	48.45	15.01	46.18	4.80	61.88	4:23.78
Wooding	11.04	7.01	13.90	1.97	47.62	14.57	47.38	4.60	57.20	4:28.31
Steen	11.20	7.41	12.57	2.03	48.09	15.39	44.04	4.80	56.92	4:17.70

In five meetings prior to Los Angeles, Thompson had beaten Hingsen. The German set a new world record and appeared ready to break the tradition. Thompson blasted the 100m in 10.44, and jumped 8.01 to Hingsen's 7.80. The Briton then threw a shot put personal best of 15.72, just behind Hingsen's 15.87. Both men jumped well; 2.03 for Thompson and 2.12 for Hingsen, a relatively better performance for the German when considering their lifetime bests. In the 400m Thompson had lost 48.12 to Hingsen's 48.08 in their previous meeting. Hingsen here ran a good 47.69, but was left well behind Thompson's 46.97, giving Thompson a best ever first-day total of 4633, 114 ahead of Hingsen.

After Hingsen edged Thompson 14.29 to 14.33, the discus provided the first of two key moments in the event. Trailing Hingsen's superb 50.82 with 41.24, Thompson improved a whopping 5m to 46.56, so retaining a 32 point-lead with 6365. The second moment came in the vault when Hingsen could clear no more than his opening height of 4.50, half a metre below his best, while Thompson cleared 5.10, equalling his decathlon best. After heading Hingsen by almost 5m in the javelin he was 209 ahead with 8241. Despite a 1500m where he chose not to push himself at the finish, Thompson was within one point of the world record. His score was later increased by one point (after the 110m hurdles photograph was re-read by the then ATFS President Bob Sparks), and became an outright world record record when new 1984 scoring tables came into use.

### Seoul, 28/29 Sep 1988

1,	Christian Schenk	GDR	8488
2,	Torsten Voss	GDR	8399
3,	Dave Steen	CAN	8328
4,	Daley Thompson	GBR	8306
5,	Christian Plaziat	FRA	8272
6,	Alain Blondel	FRA	8268
7,	Tim Bright	USA	8216
8,	Robert de Wit	NED	8189

(Competitors: 39; Countries: 26)

Marks	100m	LJ	SP	HJ	400m	110H	DT	PV	JT	1500m
Schenk	11.25	7.43	15.48	2.27	48.90	15.13	49.28	4.70	61.32	4:28.95
Voss	10.87	7.45	14.97	1.97	47.71	14.46	44.36	5.10	61.76	4:33.02
Steen	11.18	7.44	14.20	1.97	48.29	14.81	43.66	5.20	64.16	4:23.20
Thompson	10.62	7.38	15.02	2.03	49.06	14.72	44.80	4.90	64.04	4:45.11
Plaziat	10.83	7.62	13.58	2.12	48.34	14.18	43.06	4.90	52.18	4:34.07
Blondel	11.02	7.43	12.92	1.97	47.44	14.40	41.20	5.20	57.46	4:16.64
Bright	11.18	7.05	14.12	2.06	49.34	14.39	41.68	5.70	61.60	4:51.20
de Wit	11.05	6.95	15.34	2.00	48.21	14.36	41.32	4.80	63.00	4:25.86

Favourites for the event were Voss (the 1987 World Champion), Wentz and Schenk, but Wentz returned home with a painful long-term ankle injury. West Germany's hopes were further dented when Hingsen inexplicably false started three times in the 100m and was disqualified. Thompson, who had been battling leg injuries, won the first event with 10.62, but 7.38 in the long jump was a far cry from his 1980/1984 form, and France's Christian Plaziat edged into the lead. Thompson edged back in front after the shot, but then came the deciding event. GDR's Schenk, a straddler, left his opposition at 2.15, and cleared 2.18, 2.21 and 2.24 first time, before making 2.27 on his second jump, and finally missing three times at 2.30. Suddenly he was more than 100 ahead. With Thompson down two seconds on his best in the 400m, Schenk led after the first day with 4470, with Plaziat (4375), Thompson (4332) and Voss (4299) behind.

Plaziat took the lead with a fine 14.18 in the hurdles, but the big (2.01/92kg) Schenk threw 49.28 in the discus, and took back the lead by 106. The German lost ground in the vault, as Tim Bright set a decathlon world best with 5.70, jumping seven places to fifth. Thompson and Voss closed in slightly on Schenk in the javelin, but he still led with 7736, from Voss 7674, Thompson 7658 and Bright 7605, while Canada's Dave Steen was eighth with 7538. The Canadian ran a fine 4:23.20 to overtake Thompson for bronze, while Schenk outran Voss to make certain of gold.

### Barcelona, 6 Aug 1992

1,	Robert Zmĕlík	CZE	TCH	8611
2,	Antonio Peñalver	ESP	8412	
3,	Dave Johnson	USA	8309	
4,	Dezső Szabó	HUN	8199	
5,	Rob Muzzio	USA	8195	
6,	Paul Meier	GER	8192	
7,	William Motti	FRA	8164	
8,	Ramil Ganiyev	UZB	EUN	8160

(Competitors: 36; Countries: 24)

Marks	100m	LJ	SP	HJ	400m	110H	DT	PV	JT	1500m
Zmĕlík	10.78	7.87	14.53	2.06	48.65	13.95	45.00	5.10	59.06	4:27.21
Peñalver	11.09	7.54	16.50	2.06	49.66	14.58	49.68	4.90	58.64	4:38.02
Johnson	11.16	7.33	15.28	2.00	49.76	14.76	49.12	5.10	62.86	4:36.63
Szabó	11.09	7.42	13.73	1.97	48.24	14.86	39.22	5.30	59.14	4:19.96
Muzzio	11.36	6.94	16.02	2.00	50.00	14.75	50.74	4.90	61.64	4:31.52
Meier	10.75	7.54	15.34	2.15	48.33	15.22	42.14	4.60	55.44	4:38.21
Motti	11.42	7.13	15.44	2.12	50.44	15.02	50.58	4.70	67.50	4:48.89
Ganiyev	10.97	7.49	14.35	2.12	49.30	14.78	45.08	4.90	54.70	4:42.20

Favourite for the event was World Champion Dan O'Brien, but the American missed his opening height in the vault in the US Trials. He had the consolation of setting a world record at the end of the season. Meanwhile, Dave Johnson, a second-day expert, plus Mike Smith of

Canada, and Seoul fifth-placer Plaziat were the medal favourites. However, Smith and Plaziat were both out of the event by halfway, when Meier was leading with 4510 from Zmĕlík 4435 and Peñalver 4357, with Johnson ninth on 4154. Zmĕlík moved into the lead after running 13.95 in the hurdles, and thereafter was never headed, winning by 199 from Peñalver. Johnson had his usual fine second day, featuring a 5.10 vault (which Zmĕlík matched), to take bronze.

### Atlanta, 1 Aug 1996

1,	Dan O'Brien	USA	8824
2,	Frank Busemann	GER	8706
3,	Tomás Dvořák	CZE	8664
4,	Steve Fritz	USA	8644
5,	Eduard Hämäläinen	BLR	8613
6,	Erkki Nool	EST	8543
7,	Robert Zmĕlík	CZE	8422
8,	Ramil Ganiyev	UZB	8318

(Competitors: 40; Countries: 24)

Marks	100m	LJ	SP	HJ	400	110H	DT	PV	JT	1500m
O'Brien	10.50	7.57	15.66	2.07	46.82	13.87	48.78	5.00	66.90	4:45.89
Busemann	10.60	8.07	13.60	2.04	48.34	13.47	45.04	4.80	66.86	4:31.41
Dvořák	10.64	7.60	15.82	1.98	48.29	13.79	46.28	4.70	70.16	4:31.25
Fritz	10.90	7.77	15.31	2.04	50.13	13.97	49.84	5.10	65.70	4:38.26
Hämäläinen	10.85	7.48	16.32	1.98	46.91	13.95	49.62	5.00	57.66	4:34.68
Nool	10.65	7.88	14.01	2.01	47.26	15.03	42.98	5.40	65.48	4:43.36
Zmĕlík	10.83	7.64	13.53	1.95	49.55	14.17	43.44	5.40	67.20	4:38.45
Ganiyev	10.84	7.61	14.71	2.13	49.14	14.88	44.86	5.20	53.70	4:42.74

Like discus thrower Lars Riedel, O'Brien had won three world titles between 1991 and 1995, but had not achieved his goal of Olympic gold. Passing successfully through the US Trials with a world leading 8726, O'Brien was the clear favourite. After lagging behind 21 year-old German Frank Busemann for two events (thanks to a superb 8.07 long jump by Busemann), O'Brien took the lead in the third event over subsequent World Champion Dvořák, and never relinquished first place. At the end of the first day he led from Busemann by 124 with 4592. There were five others with more than 4400.

Busemann pulled to within 71 points of the leader in the hurdles with a wonderful 13.47, compared with O'Brien's still excellent 13.87. Thereafter, O'Brien went away, and despite a slow 4:45.89 in the 1500m won by more than 100 points from Busemann, with Dvorak setting a Czech record in third place. In this high level event every score from fourth to 15th was the best ever for that position.

### Sydney, 27/28 Sep 2000

1,	Erkki Nool	EST	8641
2,	Roman Šebrle	CZE	8606
3,	Chris Huffins	USA	8595
4,	Dean Macey	GBR	8567
5,	Tom Pappas	USA	8425
6,	Tomás Dvořák	CZE	8385
7,	Frank Busemann	GER	8351
8,	Attila Zsivóczy	HUN	8277

(Entries 38; Countries: 24)

Dvořák – the world record holder – was nursing a stomach injury, and was nowhere near his best. As expected Chris Huffins, an excellent sprinter-jumper, led on the first day with 4554, but was only slightly ahead of Macey (4546) and Nool (4505), both of whom ran under 47 in the 400m with each moving up two positions.

Šebrle produced a superb 110 hurdles of 13.87 into a 1.4 m/s wind to start the second day, with Huffins clocking 13.91. Huffins stayed in the lead until the final event, but the turning point was the discus where Nool was initially ruled to have fouled all three throws, but on an appeal had his 3rd round (measured) throw reinstated.

By the end of the 9th event Huffins lead had shrunk to just 14 points, and Nool had enough strength to stay within 5 metres of Šebrle, and won by 35 points from the Czech, with Huffins another 11 points behind.

Marks	100m	LJ	SP	HJ	400	110H	DT	PV	JT	1500m
Nool	10.68	7.76	15.11	2.00	46.71	14.48	43.66	5.00	65.82	4:29.48
Šebrle	10.92	7.62	15.22	2.12	48.20	13.87	44.39	4.80	64.04	4:28.79
Huffins	10.48	7.71	15.27	2.09	48.31	13.91	49.55	4.70	56.62	4:38.71
Macey	10.81	7.77	14.62	2.09	46.41	14.53	43.37	4.80	60.38	4:23.45
Pappas	10.82	7.41	14.87	2.21	48.64	14.15	41.42	4.90	62.26	4:45.10
Dvořák	10.91	7.50	15.91	1.97	49.11	14.34	47.15	4.40	69.94	4:32.23
Busemann	10.91	7.64	14.52	2.09	48.97	14.16	33.71	5.00	64.91	4:25.32
Zsivóczy	11.10	7.00	14.96	2.06	48.61	15.27	47.43	4.80	65.87	4:23.37

### Athens, 23/24 Aug 2004

1,	Roman Šebrle	CZE	8893OR
2,	Bryan Clay	USA	8820
3,	Dmitriy Karpov	KAZ	8725
4,	Dean Macey	GBR	8414
5,	Chiel Warners	NED	8343
6,	Attila Zsivóczy	HUN	8287
7,	Laurent Hernu	FRA	8237
8,	Erki Nool	EST	8225

(Competitors: 39; Countries: 26)

Marks	100m	LJ	SP	HJ	400m	110H	DT	PV	JT	1500m
Šebrle	10.85	7.84	16.36	2.12	48.36	14.05	48.72	5.00	70.52	4:40.01
Clay	10.44w	7.96	15.23	2.06	49.19	14.13	50.11	4.90	69.71	4:41.65
Karpov	10.50w	7.81	15.93	2.09	46.81	13.97	51.65	4.60	55.54	4:38.11
Macey	10.89w	7.47	15.73	2.15	48.97	14.56	48.34	4.40	58.46	4:25.42
Warners	10.62w	7.74	14.48	1.97	47.97	14.01	43.73	4.90	55.39	4:38.05
Zsivóczy	10.91w	7.14	15.31	2.12	49.40	14.95	45.62	4.70	63.45	4:29.54
Hernu	10.97w	7.19	14.65	2.03	48.73	14.25w	44.72	4.80	57.76	4:24.35
Nool	10.80w	7.53	14.26	1.88	48.81	14.80	42.05	5.40	61.33	4:36.33

World record holder Šebrle was the favourite to win his first global title. The competition began with Clay, the compact (1.80/83kg) American, dominating proceedings with 10.44 in the 100m, followed by a 7.96 long jump. His 2039 saw him 52 points ahead of Karpov after two events. The big (1.98/89kg) Kazakh then produced three personal bests to end the first day ahead with 4689, 12 points ahead of Daley Thompson's 1984 score. Šebrle had himself achieved a lifetime best in the shot with 16.36, and was now in second place with 4594, 40 points in front of Clay.

Karpov continued his good form to extend the lead to 166 points after the discus. Šebrle's second day strength then began to tell, with 5.00 and 70.52 respectively in the vault and javelin. He was emulated by Clay with 5.00 and a personal best 69.71. With one event left the scores were 8213 Šebrle, 8150 Clay and 8033 Karpov. Too far behind the top trio Warners (7650) and often-injured Macey (7639) were battling out fourth place. Šebrle outlasted Clay in the 1500m to set a new Olympic record of 8893 – his sixth 8800+ score – with Clay producing a lifetime best of 8820 to move from 19th to sixth on the all-time list. It was the highest-ever non-winning score. Karpov beat his pre-2004 best by some 350 points to establish a new Asian record. Macey repeated his 2000 position. This was the one of best quality decathlons ever for depth with 16 men over 8000.

### Beijing, 21/22 Aug 2008

1,	Bryan Clay	USA	8791
2,	Andrey Kravchenko	BLR	8551
3,	Leonel Suárez	CUB	8527
4,	Aleksandr Pogorelov	RUS	8328
5,	Romain Barras	FRA	8253
6,	Roman Šebrle	CZE	8241
7,	Oleksiy Kasyanov	UKR	8238
8,	Andre Niklaus	GER	8220

(Competitors: 40; Countries: 28)



Marks	100m	LJ	SP	HJ	400	110H	DT	PV	JT	1500m
Clay	10.44	7.78	16.27	1.99	48.92	13.93	53.79	5.00	70.97	5:06.59
Kravchenko	10.96	7.61	14.39	2.11	47.30	14.21	44.58	5.00	60.23	4:27.47
Suárez	10.90	7.33	14.49	2.05	47.91	14.15	44.45	4.70	73.98	4:29.17
Pogorelov	11.07	7.37	16.53	2.08	50.91	14.47	50.04	5.00	64.01	5:01.56
Barras	11.26	7.08	15.42	1.96	49.51	14.21	45.17	5.00	65.40	4:29.29
Šebrle	11.21	7.68	14.78	2.11	49.54	14.71	45.50	4.80	63.93	4:49.63
Kasyanov	10.53	7.56	15.15	1.96	47.70	14.37	48.39	4.30	51.59	4:28.94
Niklaus	11.12	7.29	13.23	2.05	49.65	14.37	45.39	5.20	60.21	4:32.90

Clay was the favourite, having won the US Trials with 8832; the next best pre-Beijing was the talented Kravchenko with 8585. From the start Clay lived up to expectations. In torrential rain he ran 10.44 to earn 989 points, and after winning the long jump with 7.78, set a lifetime best of 16.27 in the shot. By this time he was leading by 145 points from Kasyanov's 2717. A slightly below-par 1.99 high jump by Clay saw Kravchenko pick up 112 points on the leader, and the Belarusian then ran 47.30 to finish day one on 4433, as Clay ran 48.92 to lead with 4521.

Any doubt over the destination of the gold medal was removed by Clay with his 13.93 hurdles, followed by his superb 53.79 discus. By now the American (on 6455) was leading by nearly 300 points from Kasyanov (6172) and Kravchenko (6139). Clay cleared 5.00 in the vault and threw an excellent 70.97 in the javelin, though here he was outshone by the 73.98 of 20 year-old Suárez. Clay ambled round the 1500m in 5:06.59. Had he matched his personal best he would have accumulated a score of 8956, but Clay was interested in the win, and he did so with 240 points to spare over Kravchenko. The Belarusian had started the 1500m with 13 points advantage over the precocious Suárez, and finished 24 ahead of the Cuban's national record 8527.

### London, 8/9 Aug 2012

1,	Ashton Eaton	USA	8869
2,	Trey Hardee	USA	8671
3,	Leonel Suárez	CUB	8523
4,	Hans Van Alphen	BEL	8447
5,	Damian Warner	CAN	8442
6,	Rico Freimuth	GER	8320
7,	Oleksiy Kasyanov	UKR	8283
8,	Sergey Sviridov	RUS	8219

(Competitors: 31; Countries: 25)

Marks	100m	LJ	SP	HJ	400m	110H	DT	PV	JT	1500m
Eaton	10.35	8.03	14.66	2.05	46.90	13.56	42.53	5.20	61.96	4:33.59
Hardee	10.42	7.53	15.28	1.99	48.11	13.54	48.26	4.80	66.65	4:40.94
Suárez	11.27	7.52	14.50	2.12	49.04	14.45	45.75	4.70	76.94	4:30.08
Van Alphen	11.05	7.64	15.48	2.05	49.18	14.89	48.28	4.80	61.69	4:22.50
Warner	10.48	7.54	13.73	2.05	48.20	14.38	45.90	4.70	62.77	4:29.85
Freimuth	10.65	7.21	14.87	1.90	48.06	13.89	49.11	4.90	57.37	4:37.62
Kasyanov	10.56	7.55	14.45	1.99	48.44	14.09	46.72	4.60	54.87	4:33.68
Sviridov	10.78	7.45	14.42	1.99	48.91	15.42	47.43	4.60	68.42	4:36.63

Eaton was fresh from a world record score of 9039 in poor conditions at the US Olympic Trials. Then, he had begun with 100m/Long Jump marks of 10.21/8.23. In London he opened with 10.35/8.03, still very impressive. By the end of the first day Eaton was 220 points clear of World Champion Hardee with 4661, 67 points down on his world record schedule. The surprising Warner was third. In sixth place Suárez was within range of another medal, assuming he could produce a strong second day as he did in Beijing.

Hardee opened up the second day with a brilliant display of hurdling, clocking 13.54 to edge Eaton by 0.02, and was nearly 6m ahead of Eaton in the discus with 48.26. The world record holder's lead was duly cut to 99 points, but thoughts that the excellent Hardee might overtake Eaton were erased by Eaton's good 5.20 pole vault. Suárez, always a good second-day performer, produced an Olympic javelin decathlon best of 76.94, which lifted him five places to third. Belgium's Van Alphen was the best of the medal contenders in the 1500m, but couldn't catch the Cuban, though he did move from sixth to fourth with his 4:22.50.

### MEN'S DECATHLON

#### The Best on Points

21	Daley Thompson GBR	1980-1, 1984-1, 1988-4
19	Nikolay Avilov URS (UKR)	1968-4, 1972-1, 1976-3
18	Roman Šebrle CZE	2000-2, 2004-1, 2008-6

#### Most Placings in Top Eight

3	Vasiliy Kuznetsov URS (RUS)	1956-3, 1960-3, 1964-7
	Yang Chuan-Kwang TPE	1956-8, 1960-2, 1964-5
	Avilov	
	Thompson	
	Erki Nool EST	1996-6, 2000-1, 2004-8
	Šebrle	

#### Most Appearances

4	Georg Werthner AUT	1976-16, 1980-4, 1984-9, 1988-21
	Thompson	1976-18, 1980-1, 1984-1, 1988-4
	Nool	1992-dnf, 1996-6, 2000-1, 2004-8
	Šebrle	2000-2, 2004-1, 2008-6, 2012-dnf

#### Placing Table (Extra gold in 1912 after Jim Thorpe's re-instatement)

	G	S	B	4	5	6	7	8	M	Points
USA	13	7	6	6	4	2	5	2	26	253
GER	2	5	4	2	5	5	1	6	11	128
URS/EUN	1	3	4	4	-	-	2	2	8	79
SWE	1	1	2	2	2	2	5	3	4	64
FIN	1	2	-	1	-	3	2	-	3	40
GBR	2	-	-	3	-	-	-	-	2	31
CZE	1	1	1	-	-	2	1	-	3	29
FRA	-	1	-	-	3	1	2	-	1	26
EST	1	-	1	-	-	1	-	1	2	18
POL	-	-	1	-	1	1	-	1	1	14
NED	-	-	-	-	3	-	-	-	1	13
TPE	-	1	-	-	1	-	-	1	1	12
CUB	-	-	2	-	-	-	-	-	2	12
BLR	-	1	-	-	1	-	-	-	1	11
CAN	-	-	1	-	1	-	-	1	1	11
AUT	-	-	-	1	1	-	1	-	0	11
HUN	-	-	-	1	-	1	-	1	0	9
NOR	1	-	-	-	-	-	-	-	1	8
TCH (CZE)	1	-	-	-	-	-	-	-	1	8
BEL	-	-	-	1	-	1	-	-	0	8
ESP	-	1	-	-	-	-	-	-	1	7
KAZ	-	-	1	-	-	-	-	-	1	6
RUS	-	-	-	1	-	-	-	1	0	6
SUI	-	-	-	-	-	2	-	-	0	6
ARG	-	-	-	1	-	-	-	-	0	5
RSA	-	-	-	-	1	-	-	-	0	4
UKR	-	-	-	-	-	-	2	-	0	4
AUS	-	-	-	-	-	1	-	-	0	3
ITA	-	-	-	-	-	1	-	-	0	3
DEN	-	-	-	-	-	-	1	1	0	3
BUL	-	-	-	-	-	-	1	-	0	2
IRL	-	-	-	-	-	-	-	1	0	1
UZB	-	-	-	-	-	-	-	1	0	1
<b>Totals</b>	<b>24</b>	<b>23</b>	<b>23</b>	<b>23</b>	<b>23</b>	<b>23</b>	<b>23</b>	<b>23</b>	<b>70</b>	<b>836</b>

#### Breakdown of GER placings:

GER	1	1	2	1	3	4	1	5	4	63
FRG	-	3	2	1	-	-	-	-	5	38
GDR	1	1	-	-	2	1	-	1	2	27
<b>Totals</b>	<b>2</b>	<b>5</b>	<b>4</b>	<b>2</b>	<b>5</b>	<b>5</b>	<b>1</b>	<b>6</b>	<b>11</b>	<b>128</b>

#### Breakdown of URS/EUN placings:

UKR	1	1	1	2	-	-	1	1	3	34
RUS	-	1	3	1	-	-	1	-	4	32
EST	-	1	-	1	-	-	-	-	1	12
UZB	-	-	-	-	-	-	-	1	0	1
<b>Totals</b>	<b>1</b>	<b>3</b>	<b>4</b>	<b>4</b>	<b>-</b>	<b>-</b>	<b>2</b>	<b>2</b>	<b>8</b>	<b>79</b>

### 20 Kilometres Walk

1896 to 1952: Not held, though see 10,000m walk in discontinued events

### Melbourne, 28 Nov 1956

1,	Leonid Spirin RUS	URS	1:31:27.40R
2,	Antanas Mikėnas LTU	URS	1:32:03.0

3,	Bruno Junk	EST	URS	1:32:12.0
4,	John Ljunggren		SWE	1:32:24.0
5,	Stan Vickers		GBR	1:32:34.2
6,	Donald Keane		AUS	1:33:52.0
7,	George Coleman		GBR	1:34:01.8
8,	Roland Hardy		GBR	1:34:40.4

(Competitors: 21; Countries: 10)

<u>Splits</u>	<u>5km</u>	<u>10km</u>	<u>15km</u>
Spirin	23:14	46:24	68:44
Mikénas	22:52	45:37	68:07
Junk	23:14	46:25	69:06
Ljunggren	22:46	45:36	68:34
Vickers	22:45	45:41	68:52
Keane	22:53	46:14	69:36

The 20km walk had replaced the 10km event. Ljunggren, the 50km star, took the lead early with Vickers and Mikénas his closest followers. Mikénas attacked shortly after halfway, and the order with 5km to go was Mikénas, Ljunggren, Spirin, Vickers and Doležal. The Czech had to retire shortly after, and Mikénas slowed after a disqualification warning, with the result that Spirin overtook Mikénas with 3km to go, receiving words of encouragement from his teammate as he went past. The USSR's other Baltic athlete, Junk, moved from sixth at the three-quarter point to third, finishing 12 seconds ahead of Ljunggren. This gave the USSR its first clean sweep in a men's event.

### Rome, 2 Sep, 1960

1,	Vladimir Golubnichiy	UKR	URS	1:34:07.2
2,	Noel Freeman		AUS	1:34:16.4
3,	Stan Vickers		GBR	1:34:56.4
4,	Dieter Lindner	GER/GDR		1:35:33.8
5,	Norman Read		NZL	1:36:59.0
6,	Lennart Back		SWE	1:37:17.0
7,	John Ljunggren		SWE	1:37:59.0
8,	Ladislav Moc	CZE	TCH	1:38:32.4

(Competitors: 36; Countries: 18)

<u>Splits</u>	<u>5km</u>	<u>10km</u>	<u>15km</u>
Golubnichiy	22:28	45:14	68:42
Freeman	22:19	45:37	69:47
Vickers	22:40	47:18	1:10:01
Lindner			1:10:35

Golubnichiy had been the world's second-fastest over 20km in 1955, while still a teenager, but missed the 1956 Games due to a debilitating liver infection. He was a surprise selection in 1960 after placing fifth in the Soviet championships, but he had prepared for warm weather conditions. Noel Freeman was first out of the stadium, but by 5km Ken Matthews (GBR) was seven seconds clear of Freeman with Golubnichiy third. The Ukrainian was ahead of Matthews by 20 seconds at halfway, and at the three-quarters point Golubnichiy and Soviet Champion Gennadiy Solodov were 1:05 ahead of Freeman. Matthews was out of the race with leg trouble. Solodov retired shortly after 15km, and Golubnichiy got home by just nine seconds from the fast-closing Freeman.

### Tokyo, 15 Oct 1964

1,	Ken Matthews		GBR	1:29:34.0OR
2,	Dieter Lindner	GER/GDR		1:31:13.2
3,	Vladimir Golubnichiy	UKR	URS	1:31:59.4
4,	Noel Freeman		AUS	1:32:06.8
5,	Gennadiy Solodov	RUS	URS	1:32:33.0
6,	Ronald Zinn		USA	1:32:43.0
7,	Boris Khrolovich	BLR	URS	1:32:45.4
8,	John Edgington		GBR	1:32:46.0

(Competitors: 30; Countries: 15)

<u>Splits</u>	<u>5km</u>	<u>10km</u>	<u>15km</u>
Matthews	22:19	44:23	66:52
Lindner	22:22	44:47	67:45
Golubnichiy	22:23	44:51	68:12
Freeman	22:40	45:29	68:48
Solodov	23:00	46:27	69:48
Zinn	22:20	45:28	68:48
Khrolovich	22:46	45:54	69:18
Edgington	23:15	46:41	69:56

The event went true to form, with the favourite Matthews winning and Golubnichiy, the reigning champion, taking a medal. The one surprise was the failure of the fastest man in 1964, Hans-Georg Reimann. The German was never in touch, and finished 12th, but his place was taken effectively by Dieter Lindner, who would go on to win the European title two years later. While the USA's Zinn attempted to stay with Matthews, and fell back shortly after 5km, Lindner became the Briton's closest follower, and was less than 100m back at halfway with Golubnichiy 10m behind. His margin over the Ukrainian extended to 150m by the finish, but Matthews had steadily increased his lead, and won by more than 300m. Golubnichiy barely held on to third as Freeman closed on him as he had done four years earlier.

### Mexico City, 14 Oct 1968

1,	Vladimir Golubnichiy	UKR	URS	1:33:58.4
2,	José Pedraza		MEX	1:34:00.0
3,	Nikolay Smaga	UKR	URS	1:34:03.4
4,	Rudy Haluza		USA	1:35:00.2
5,	Gerhard Sperling		GDR	1:35:27.2
6,	Otto Barch	UKR	URS	1:36:16.8
7,	Hans-Georg Reimann		GDR	1:36:31.4
8,	Stefan Ingvarsson		SWE	1:36:43.4

(Competitors: 33; Countries: 20)

<u>Splits</u>	<u>5km</u>	<u>10km</u>	<u>15km</u>
Golubnichiy	23:12	46:55	1:10:19
Pedraza	23:16	47:13	1:10:54
Smaga	23:12	46:55	1:10:19
Haluza	23:11	47:07	1:10:42
Sperling	23:15	47:14	1:11:12
Bartsch	23:41	47:21	1:11:12
Reimann	23:13	47:20	1:11:54
Ingvarsson	23:22	47:54	1:12:22

The Soviets and Germans were the fastest before the Olympics, though *Track and Field News* noted "there's a talented Mexican walker named José Pedraza who's itching to give his country its first Olympic track medal ever." Haluza was the surprise leader at 5km in 23:11, but by halfway Smaga and Golubnichiy were 12 seconds ahead of the American with Pedraza and the deaf mute Sperling.

The position was little changed at 15km, except that Sperling begun to fade away, but the Mexican crowd roared when Golubnichiy and Smaga entered the stadium to be followed by Pedraza just 30m behind. The Mexican caught Smaga on the last turn and closed to within 4m of Golubnichiy, crossing the line behind the calm Ukrainian with a gritted teeth look of frustration at being so close. Never before had anyone finished within nine seconds of the winner, but here the bronze medallist was a mere five seconds back.

### Munich, 31 Aug 1972

1,	Peter Frenkel		GDR	1:26:42.4OR
2,	Vladimir Golubnichiy	UKR	URS	1:26:55.2
3,	Hans-Georg Reimann		GDR	1:27:16.6
4,	Gerhard Sperling		GDR	1:27:55.0
5,	Nikolay Smaga	UKR	URS	1:28:16.6
6,	Paul Nihill		GBR	1:28:44.4
7,	Jan Ornoch		POL	1:32:01.6
8,	Vittorio Visini		ITA	1:32:30.0

(Competitors: 24; Countries: 12)

Splits	5km	10km	15km
Frenkel	22:16	43:57	65:22
Golubnichiy	22:18	44:05	65:22
Reimann	22:16	43:57	65:22
Sperling	22:19	44:00	65:28
Smaga	22:18	44:00	66:00
Nihill	22:17	44:00	66:03
Ornoch	23:11	45:50	68:49
Visini	22:36	45:12	68:36

Golubnichiy and Smaga, together with Frenkel – a producer of fast times but so far no medals – were favourites. Frenkel and Hans-Georg Reimann cut out the pace, with Sperling, Bernd Kannenberg (FRG) and Nihill close behind through 10km. Shortly afterwards, Kannenberg stumbled and fell, and withdrew to keep safe his chances for the 50km event. Frenke then applied pressure, drawing himself, Reimann and Golubnichiy away from the field. Golubnichiy made his big effort and dropped Reimann, but Frenkel was too strong, and the GDR athlete got clear of the Ukrainian with 2km remaining. Yevgeniy Ivchenko, who would resurface in the 50km event in 1980, was the only walker to be disqualified.

### Montreal, 23 Jul 1976

1,	Daniel Bautista	MEX	1:24:40.6OR
2,	Hans-Georg Reimann	GDR	1:25:13.8
3,	Peter Frenkel	GDR	1:25:29.4
4,	Karl-Heinz Stadtmüller	GDR	1:26:50.6
5,	Raúl González	MEX	1:28:18.2
6,	Armando Zambaldo	ITA	1:28:25.2
7,	Vladimir Golubnichiy	UKR	URS 1:29:24.6
8,	Vittorio Visini	ITA	1:29:31.6

(Competitors: 38; Countries: 21)

Splits	5km	10km	15km
Bautista	21:13	42:25	63:45
Reimann	22:23	42:25	63:46
Frenkel	21:12	42:24	63:45
Stadtmüller	21:23	42:26	63:56
González	21:14	42:55	65:59
Zambaldo	21:47	43:45	66:04
Golubnichiy	21:30	43:32	66:05
Visini	22:03	44:26	67:16

Reigning champion Peter Frenkel led his teammates, the three Mexicans and Golubnichiy at 5km, but first the old master, Golubnichiy, then Raúl González (MEX) began to fall back. The group of five had diminished to three by 15km, with Frenkel still leading – from Reimann and the favourite Bautista. With 3km to go the Mexican accelerated, and was over half a minute up by the finish. His last 5km of 20:56 had been his quickest of the race.

### Moscow, 24 Jul 1980

1,	Maurizio Damilano	ITA	1:23:35.5OR
2,	Pyotr Pochenchuk	BLR	URS 1:24:45.4
3,	Roland Wieser	GDR	1:25:58.2
4,	Yevgeniy Yevsyukov	RUS	URS 1:26:28.3
5,	José Marín	ESP	1:26:45.6
6,	Raúl González	MEX	1:27:48.6
7,	Bohdan Bułakowski	POL	1:28:36.3
8,	Karl-Heinz Stadtmüller	GDR	1:29:21.7

(Competitors: 34; Countries: 20)

Splits	5km	10km	15km
Damilano	20:36	41:25	62:15
Pochenchuk	20:36	41:25	62:18
Wieser	20:57	42:17	64:25
Yevsyukov	20:35	41:36	63:23
Marín	20:36	41:54	64:18
González	20:36	42:23	64:45
Bułakowski	21:18	43:18	65:42
Stadtmüller	21:06	43:11	66:01

Thirty-four men started, and 25 finished, with seven of the non-finishers disqualified. Returning champion Bautista and teammate Domingo Colin set the pace passing 5km in 20:35, and halfway in 41:25, with Anatoliy Solomin (URS), Pochenchuk and Damilano in the leading group. Solomin and Bautista had opened a 10-second gap by 15km (1:02:05), with Colin the first of the principals to be disqualified for lifting. Then Solomin and Bautista were lifted from the race, leaving Damilano away and clear. He won by 50 seconds, with Wieser third, more than a minute behind Pochenchuk. One of the first to congratulate Damilano was his twin brother Giorgio, who finished 11th.

### Los Angeles, 3 Aug 1984

1,	Ernesto Canto	MEX	1:23:13OR
2,	Raúl González	MEX	1:23:20
3,	Maurizio Damilano	ITA	1:23:26
4,	Guillaume Leblanc	CAN	1:24:29
5,	Carlo Mattioli	ITA	1:25:07
6,	José Marín	ESP	1:25:32
7,	Marco Evoniuk	USA	1:25:42
8,	Erling Andersen	NOR	1:25:54

(Competitors: 38; Countries: 22)

Splits	5km	10km	15km
Canto	20:58	41:33	62:22
González	20:59	41:35	62:31
Damilano	20:58	41:33	62:14
Leblanc	20:48	41:35	62:23
Mattioli	20:58	41:36	63:00
Marín	20:59	42:05	63:44
Evoniuk	20:58	41:52	63:28
Andersen	20:59	41:48	63:19

Ernesto Canto was more than a minute quicker than the other entrants, and being used to hot conditions was a big pre-race favourite. Guillaume LeBlanc led by 10 seconds at 5km, but had been caught by Canto, González, Mattioli and Damilano by halfway. Damilano broke away just before 15km, opening up a 30m gap, which Canto and González closed down as LeBlanc fell back. Canto edged away in the last 2km, with González holding off the defending champion for second, as just 13 seconds covered the top three, the closest finish since 1968.

### Seoul, 23 Sep 1988

1,	Jozef Pribilinec	SVK	TCH 1:19:57OR
2,	Ronald Weigel	GDR	1:20:00
3,	Maurizio Damilano	ITA	1:20:14
4,	José Marín	ESP	1:20:34
5,	Roman Mrázek	SVK	TCH 1:20:43
6,	Mikhail Shchennikov	URS	1:20:47
7,	Carlos Mercenario	MEX	1:20:53
8,	Axel Noack	GDR	1:21:14

(Competitors: 53; Countries: 28)

Splits	5km	10km	15km
Pribilinec	20:08	40:37	60:39
Weigel	20:08	40:48	60:39
Damilano	20:08	40:37	60:47
Marín	20:08	40:37	60:50
Mrázek	20:08	40:37	60:50
Shchennikov	20:49	40:51	60:47
Mercenario	21:23	40:37	60:54
Noack	20:51	40:43	60:54

A group of 18 men were together at 5km, and at halfway there were 17 walkers within 15 seconds, with a leading group of seven men on 40:37. Reigning champion Canto and Pribilinec set the pace over the next 5km, with Weigel joining them just before 15km, reached in 1:00:39. Damilano and Shchennikov were 30m behind, 10m ahead of Marín and Mrázek. Canto was then disqualified and Pribilinec applied pressure, with Weigel staying with him, and Damilano and Marín

beginning to drop back. Prbilinec still had Weigel dogging his steps as they came into the stadium, but held him off to win by 10m, after a last 5km of 19:18 (1:17:12 pace).

### Barcelona, 31 Jul 1992

1,	Daniel Plaza	ESP	1:21:45
2,	Guillaume Leblanc	CAN	1:22:25
3,	Giovanni De Benedictis	ITA	1:23:11
4,	Maurizio Damilano	ITA	1:23:39
5,	Chen Shaoguo	CHN	1:24:06
6,	Jimmy McDonald	IRL	1:25:16
7,	Daniel García	MEX	1:25:35
8,	Sándor Urbanik	HUN	1:26:08

(Competitors: 42; Countries: 23)

Splits	5km	10km	15km
Plaza	19:50	40:06	60:31
Leblanc	19:50	40:07	60:31
De Benedictis	19:50	40:12	61:00
Damilano	19:50	40:06	60:42
Chen	19:52	40:34	61:11
McDonald	20:53	42:02	63:13
García	19:54	41:04	62:44
Urbanik	19:50	40:47	62:37

Four seconds covered the first 16 at 5km, but the leading pack had halved at 10km. By the three-quarters mark, two contenders – Li Mingcai (CHN), and Robert Korzeniowski (POL) – had dropped out, while France's Thierry Toutain was disqualified. Three men were still at the front – Plaza, LeBlanc and Valenti Massana (ESP), with veteran Damilano losing ground 11 seconds back. Plaza broke away from the other two, and Massana was disqualified on the way up the hill to Montjuic stadium – a climb of 1460m. Plaza, a local who had trained on the course with virtually nothing else in mind for six months, was well ahead of Leblanc by the time the stadium was reached. De Benedictis passed Damilano on the hill climb to take the bronze medal.

### Atlanta, 26 Jul 1996

1,	Jefferson Pérez	ECU	1:20:07
2,	Ilya Markov	RUS	1:20:16
3,	Bernardo Segura	MEX	1:20:23
4,	Nick A'Hern	AUS	1:20:31
5,	Rishat Shafikov	RUS	1:20:41
6,	Aigars Fadejevs	LAT	1:20:47
7,	Mikhail Shchennikov	RUS	1:21:09
8,	Robert Korzeniowski	POL	1:21:13

(Competitors: 60; Countries: 33)

Splits	4km	8km	12km	16km
Pérez	16:49	32:59	48:57	64:45
Markov	16:47	32:57	48:56	64:45
Segura	16:47	32:59	48:57	64:45
A'Hern	16:50	33:00	48:57	64:45
Shafikov	16:47	32:56	48:41	64:45
Fadejevs	16:51	32:59	48:57	64:45
Shchennikov	16:49	32:57	48:56	64:52
Korzeniowski	16:48	33:00	49:02	65:10

The elements were kind to the walkers with the temperature at 28°C rather than the expected mid-30s. The race was led at the first (4K) checkpoint by Valenti Massana (ESP) in 16:46, but he soon fell back, and Shafikov led a group of 18 at 8km. The pack shrunk as the race went on, with just seven together at 16km. Shafikov and Markov led with 2km to go, but Miguel Rodríguez (MEX) and Pérez chased after the Russians, though Rodríguez was disqualified with 1500m to go. Pérez caught Markov with a kilometre to go, with Shafikov fading. He quickly broke away from Markov, to win by 30m, with Segura another 25m behind. The mass finish, with six men covered by 40 seconds, was the closest in Olympic history.

### Sydney, 22 Sep 2000

				Halves	
1,	Robert Korzeniowski	POL	1:18:59	OR	39:55/39:04
2,	Noe Hernández	MEX	1:19:03		39:55/39:08
3,	Vladimir Andreyev	RUS	1:19:27		39:55/39:32
4,	Jefferson Pérez	ECU	1:20:18		39:56/40:22
5,	Andreas Erm	GER	1:20:25		39:55/40:30
6,	Roman Raskazov	RUS	1:20:57		39:55/41:02
7,	Francisco Javier Fernández	ESP	1:21:01		39:55/41:56
8,	Nathan Deakes	AUS	1:21:03		39:56/41:57

(Competitors: 48; Countries: 30)

Splits	2km	4km	6km	8km	10km	12km	14km	16km	18km
Korzeniowski	8:00	15:57	23:57	31:55	39:55	47:53	55:44	63:28	71:07
Hernández	8:13	15:57	23:58	31:56	39:55	47:54	55:45	63:30	71:09
Andreyev	8:01	15:58	23:58	31:55	39:55	47:54	55:44	63:28	71:12
Pérez	8:16	15:59	23:59	31:57	39:56	47:54	55:46	63:40	71:44
Erm	8:03	15:55	23:58	31:55	39:55	47:53	55:45	63:46	71:56
Raskazov	8:03	15:56	23:58	31:56	39:55	47:54	55:45	63:46	72:10
Fernández	8:15	15:57	23:58	31:57	39:55	47:54	55:45	64:02	72:31
Deakes	8:16	15:58	23:58	31:56	39:56	47:55	55:55	64:14	72:41

Only two walkers were disqualified, compared with seven in 1996, but unfortunately one of them was the first man across the line, Bernardo Segura, the track world record holder and bronze medallist four years earlier. Segura had been given two warnings and was spotted "lifting" for the third time just before the athletes returned to the stadium. Regretably he was allowed to enter the stadium where he overtook Korzeniowski with the finish in sight before "winning" in 1:18:57. Because of communication difficulties, it was 15 minutes later – while Segura was taking a congratulatory telephone call from his country's President – that he was informed of his disqualification by the Chief Judge. The Mexican authorities took Segura's disqualification hard, appealing unsuccessfully to the Court of Arbitration for Sport, after the Jury of Appeal had rejected their claim.

The episode led to rule changes, introduced from 2001, which gave the Chief Walking Judge the power to disqualify rule-breaking walkers in the last part of the race regardless of previous warnings. Beside Segura, only one of the 47 starters was disqualified.

### Athens, 20 Aug 2004

				Halves	
1,	Ivano Brugnetti	ITA	1:19:40		40:18/39:22
2,	Francis Javier Fernández	ESP	1:19:45		40:18/39:27
3,	Nathan Deakes	AUS	1:20:02		40:18/39:44
4,	Jefferson Pérez	ECU	1:20:38		40:20/40:18
5,	Juan Manuel Molina	ESP	1:20:55		40:25/40:30
6,	Zhu Hongjun	CHN	1:21:40		40:21/41:19
7,	Vladimir Andreyev	RUS	1:21:53		40:25/41:28
8,	Andreas Höhne	GER	1:21:56		40:34/41:22

(Competitors: 48; Countries: 29)

Splits	2km	4km	6km	8km	10km	12km	14km	16km	18km
Brugnetti	8:11	16:23	24:26	32:23	40:18	48:12	56:05	63:58	71:47
Fernández	8:11	16:23	24:26	32:22	40:18	48:12	56:06	63:58	71:47
Deakes	8:12	16:24	24:26	32:23	40:18	48:12	56:06	63:59	71:50
Pérez	8:12	16:24	24:26	32:23	40:20	48:19	56:08	64:03	72:08
Molina	8:15	16:26	24:28	32:25	40:25	48:29	56:31	64:34	72:36
Zhu	8:12	16:24	24:29	32:24	40:21	48:23	56:24	64:36	72:56
Andreyev	8:12	16:25	24:28	32:25	40:25	48:29	56:35	64:52	73:21
Höhne	8:13	16:24	24:28	32:27	40:34	48:46	57:03	65:19	73:39

Pérez, the 1996 champion and world record holder (1:17:21) was slight favourite, ahead of Fernández and Deakes. These three, together with Zhu, and Brugnetti were the leaders at halfway. By the 16km mark the leading pack was down to three, with Brugnetti and Fernández beginning to move away from Deakes. With 2km to go they were three seconds ahead of the Australian. Brugnetti had won the 50km World title in 1999, but moved down to 20km because of the exhausting nature of the longer event and the perpetual presence of Robert Korzeniowski.

He pulled clear of the Spaniard and eventually won by 20m. Of the top eight, only Brugnetti set a personal best.

### Beijing, 16 Aug 2008

		Halves	
1,	Valeriy Borchin	RUS	1:19:01 40:43/38:18
2,	Jefferson Pérez	ECU	1:19:15 40:42/38:33
3,	Jared Tallent	AUS	1:19:42 40:43/38:59
4,	Wang Hao	CHN	1:19:47 40:43/39:04
5,	Ivano Brugnetti	ITA	1:19:51 40:42/39:09
6,	Luke Adams	AUS	1:19:57 40:42/39:15
7,	Francisco Javier Fernández	ESP	1:20:32 40:42/39:50
8,	Robert Heffernan	IRL	1:20:36 40:42/39:54

(Competitors: 51; Countries: 36)

Although the temperature at the start was high (29°C), the humidity (45%) was low for Beijing in August. The race began slowly, with the first 2km covered in 8:14 (1:22:20 pace), but this turned out to be the slowest split of the race. At the halfway point, Brugnetti was the leader of a 22-man pack (40:42). At 15km, the defending champion eased off, having received two warnings for bent knee of leading leg. Shortly after Perez made a break, with Tallent in tow, and Borchin a few metres back. The Russian was ahead at 16km, and went clear by 18km despite receiving a warning. The fourth place of Wang was the highest by a Chinese male athlete in Beijing.

Splits	2km	4km	6km	8km	10km	12km	14km	16km	18km
Borchin	8:15	16:24	24:30	32:39	40:43	48:37	56:29	64:05	71:32
Pérez	8:14	16:23	24:29	32:39	40:42	48:37	56:29	64:05	71:35
Tallent	8:15	16:24	24:30	32:40	40:43	48:38	56:29	64:07	71:48
Wang	8:15	16:24	24:30	32:39	40:43	48:38	56:29	64:13	71:59
Brugnetti	8:14	16:23	24:29	32:38	40:42	48:36	56:28	64:08	71:57
Adams	8:14	16:23	24:29	32:39	40:42	48:37	56:29	64:18	72:09
Fernández	8:14	16:23	24:29	32:39	40:42	48:36	56:28	64:12	72:15
Heffernan	8:15	16:24	24:29	32:39	40:42	48:37	56:29	64:21	72:25

### London, 4 Aug 2012

		Halves	
1,	Chen Ding	CHN	1:18:46OR 40:08/38:38
2,	Erick Barrondo	GUA	1:18:57 40:08/38:49
3,	Wang Zhen	CHN	1:19:25 40:08/39:17
4,	Cai Zelin	CHN	1:19:44 40:15:39:29
5,	Miguel Ángel López	ESP	1:19:49 40:08/39:41
6,	Eder Sánchez	MEX	1:19:52 40:08/39:54
7,	Jared Tallent	AUS	1:20:02 40:08/39:54
8,	Bertrand Moulinet	FRA	1:20:12 40:11/40:01

(Competitors: 56; Countries: 37)

Splits	2km	4km	6km	8km	10km	12km	14km	16km	18km
Chen	8:26	16:26	24:27	32:24	40:08	48:09	55:54	63:40	71:15
Barrondo	8:25	16:27	24:27	32:25	40:08	48:09	55:56	63:40	71:23
Wang	8:24	16:26	24:27	32:23	40:08	48:09	55:55	63:40	71:26
Cai	8:25	16:27	24:28	32:27	40:15	48:12	56:09	63:57	71:48
López	8:26	16:27	24:27	32:24	40:08	48:09	55:58	63:57	71:50
Sánchez	8:26	16:26	24:27	32:24	40:08	48:09	55:57	63:51	71:55
Tallent	8:27	16:27	24:27	32:24	40:08	48:09	55:57	63:45	71:56
Moulinet	8:27	16:26	24:27	32:24	40:11	48:05	56:05	64:10	72:19

Staged in central London on a loop on The Mall and Constitution Hill, the walk attracted a lot of enthusiastic spectators, who were witness to a fast and dramatic race. Although Valeriy Borchin (RUS) had made just one slow outing in 2012, the reigning World and Olympic Champion was an almost prohibitive favourite. Wary of the (63%) humidity, the athletes started slowly, passing 2km in 8:24 (1:23:52 pace), but quickly speeded up with an 8:00 lap of the 2km course. At halfway (40:08), the leading pack of eight was headed by Wang, and this group was broken up by Moulinet, who led by four seconds at 12km (48:05). Chen had taken over by 14km (55:54), with Barrondo and Borchin just behind. Eight-minute lapping had sped up to 7:45s,

and Chen's pressure began to tell. With a lap to go, Chen led Borchin by six seconds, and the Russian suddenly overbalanced and collapsed into the cardboard awnings at the side of the road. Chen went on to an Olympic record, celebrating his 20th birthday one day early, while Barrondo won Guatemala's first ever Olympic medal, ahead of Wang and Cai, who completed a magnificent day for Chinese walkers.

The Russian disaster was ultimately compounded in March 2016, when it was finally confirmed that Borchin and Vladimir Kanaykin were guilty of doping violations. Neither man had actually finished the race in London, but that was beside the point. They are each regarded as disqualified.

### MEN'S 20 KILOMETRES WALK

#### The Best on Points

31	Vladimir Golubnichiy	URS (UKR)	1960-1, 1964-3, 1968-1, 1972-2, 1976-7
25	Maurizio Damilano	ITA	1980-1, 1984-3, 1988-3, 1992-4
	Jefferson Pérez	ECU	1996-1, 2000-4, 2004-4, 2008-2

#### Most Placings in Top Eight

5	Golubnichiy
4	Damilano
	Pérez

#### Most Appearances

5	Golubnichiy	1992-dnf, 1996-1, 2000-4, 2004-4, 2008-2
4	Alex Oakley	CAN 1956-dq, 1960-9, 1964-dnf, 1976-35
	Charles Sowa	LUX 1960-18, 1964-16, 1968-19, 1972-18
	Hans-Georg Reimann	GER/GDR 1964-12, 1968-7, 1972-3, 1976-2
	Damilano	
	Pavol Blažek	TCH/SVK 1980-14, 1988-15, 1992-17, 1996-45
	Héctor Moreno	COL 1984-12, 1988-33, 1992-9, 1996-dnf/
	Sándor Urbanik	HUN 1988-21, 1992-8, 1996-12, 2000-29
	Giovanni De Benedictis	ITA 1988-9, 1992-3, 1996-26, 2000-16
	Hatem Ghoulia	TUN 1996-32, 2000-36, 2004-11, 2008-27
	Robert Heffernan	IRL 2000-28, 2004-dq, 2008-8, 2012-9

#### Placing Table

	G	S	B	4	5	6	7	8	M	Points
URS/EUN	3	3	3	1	2	2	2	-	9	86
GER	1	3	3	3	2	-	1	3	7	75
MEX	2	3	1	-	1	2	2	-	6	57
ITA	2	-	3	1	2	1	-	2	5	52
ESP	1	1	-	1	3	1	2	-	2	39
AUS	-	1	2	2	-	2	1	1	3	38
RUS	1	1	1	-	1	1	2	-	3	32
CHN	1	-	1	2	1	1	-	-	2	31
ECU	1	1	-	2	-	-	-	-	2	25
GBR	1	-	1	-	1	1	1	2	2	25
TCH	1	-	-	-	1	-	-	1	1	13
POL	1	-	-	-	-	-	2	1	1	13
CAN	-	1	-	1	-	-	-	-	1	12
SWE	-	-	-	1	-	1	1	1	0	11
USA	-	-	-	1	-	1	1	-	0	10
GUA	-	1	-	-	-	-	-	-	1	7
NZL	-	-	-	-	1	-	-	-	0	4
IRL	-	-	-	-	-	1	-	1	0	4
LAT	-	-	-	-	-	1	-	-	0	3
FRA	-	-	-	-	-	-	-	1	0	1
HUN	-	-	-	-	-	-	-	1	0	1
NOR	-	-	-	-	-	-	-	1	0	1
<b>Totals</b>	<b>15</b>	<b>15</b>	<b>15</b>	<b>15</b>	<b>15</b>	<b>15</b>	<b>15</b>	<b>15</b>	<b>45</b>	<b>540</b>

#### Breakdown of URS/EUN placings:

UKR	2	1	2	-	1	-	1	-	5	41
RUS	1	-	-	1	1	1	-	-	1	20
BLR	-	1	-	-	-	-	1	-	1	9
LTU	-	1	-	-	-	-	-	-	1	7
EST	-	-	1	-	-	-	-	-	1	6
KGZ	-	-	-	-	-	1	-	-	0	3
<b>Totals</b>	<b>3</b>	<b>3</b>	<b>3</b>	<b>1</b>	<b>2</b>	<b>2</b>	<b>2</b>	<b>-</b>	<b>9</b>	<b>86</b>

#### Breakdown of GER placings:

GDR	1	2	3	2	1	-	1	2	6	58
GER	-	1	-	1	1	-	-	1	1	17
<b>Totals</b>	<b>1</b>	<b>3</b>	<b>3</b>	<b>3</b>	<b>2</b>	<b>-</b>	<b>1</b>	<b>3</b>	<b>7</b>	<b>75</b>

#### Breakdown of TCH placings:

SVK	1	-	-	-	1	-	-	-	1	12
CZE	-	-	-	-	-	-	-	1	0	1
<b>Totals</b>	<b>1</b>	<b>-</b>	<b>-</b>	<b>-</b>	<b>1</b>	<b>-</b>	<b>-</b>	<b>1</b>	<b>1</b>	<b>13</b>

## 50 Kilometres Walk

1896-1928: Not held

### Los Angeles, 3 Aug 1932

1,	Tommy Green	GBR	4:50:10 <sup>OR</sup>
2,	Jānis Daliņš	LAT	4:57:20
3,	Ugo Frigerio	ITA	4:59:06
4,	Karl Hähnel	GER	5:06:06
5,	Ettore Rivalta	ITA	5:07:39
6,	Paul Sievert	GER	5:16:41
7,	Henri Quintric	FRA	5:27:25
8,	Ernest Crosbie	USA	5:28:02

(Competitors: 15; Countries: 10)

Splits	12.5km	25km	37.5km
Green	1:10:28	2:23:11	3:39:55
Daliņš	1:10:28	2:23:11	3:39:55
Frigerio	1:10:28	2:23:11	3:39:55

Green, Daliņš and the veteran Frigerio were together at the three-quarter mark, and then the Briton slipped back before being revived when some cold water was thrown over him. Green and Daliņš built up a 300m lead over the great Italian walker, competing in his fourth Games. Green then got away from Daliņš, as the latter began to suffer from cramp, and the Englishman eventually won by more than seven minutes, the second greatest margin of victory in the history of the event.

### Berlin, 5 Aug 1936

1,	Harold Whitlock	GBR	4:30:41.4 <sup>OR</sup>
2,	Arthur Tell Schwab	SUI	4:32:09.2
3,	Adalberts Bubenko	LAT	4:32:42.2
4,	Jaroslav Štork-Žofka	CZE TCH	4:34:00.2
5,	Edgar Bruun	NOR	4:34:53.2
6,	Fritz Bleiweiss	GER	4:36:48.4
7,	Karl Reiniger	SUI	4:40:45.0
8,	Etienne Laisné	FRA	4:41:40.0

(Competitors: 33; Countries: 16)

Splits	20km	30km
Whitlock	1:43:36	2:38:10
Schwab	1:43:54	2:38:40
Bubenko	1:43:54	2:38:50
Štork	1:41:31	2:38:46
Bruun	1:43:30	2:38:44
Bleiweiss	1:43:26	2:39:10
Reiniger	1:43:30	

A large group were together at 10km, reached in an official time of 46:40, though 50 minutes would be a more accurate appraisal. Štork and Janis Daliņš then broke away, with Štork just ahead of Daliņš at 20km. By 30km Daliņš (2:37:12) led by a minute from Whitlock, who closed in and caught the Latvian 2km later. Daliņš soon fell back, and gave up shortly afterwards, while Štork recovered from fifth place to take second by 35km. The effort was too much, and the Czech fell back, only just holding off Bruun for fourth, while Schwab and Bubenko battled for second place. Whitlock got home comfortably ahead of Schwab and Bubenko, though the Swiss did close to within 35 seconds just before 45km.

### London, 31 Jul 1948

1,	John Ljunggren	SWE	4:41:52
2,	Gaston Godel	SUI	4:48:17
3,	Tebbs Lloyd-Johnson	GBR	4:48:31
4,	Edgar Bruun	NOR	4:53:18

5,	Harry Martineau	GBR	4:53:58
6,	Rune Bjurström	SWE	4:56:43
7,	Pierre Mazille	FRA	5:01:40
8,	Claude Hubert	FRA	5:03:12

(Competitors: 22; Countries: 10)

Splits	10km	20km	30km	40km
Ljunggren	52:18	1:45:25	2:39:46	3:42:33
Godel	55:56	1:54:06	2:50:20	3:49:51
Johnson	56:08	1:53:12	2:48:41	3:49:10
Bruun	53:45	1:50:53	2:48:55	3:53:06
Martineau	54:03	1:50:41	2:48:41	3:53:03
Bjurström	54:30	1:52:45	2:51:36	3:56:38

Ljunggren dominated the event, leading from the start and building up a lead of 40 seconds at 5km. By halfway the lead was five minutes, and he won untroubled, by 6:25, ahead of Godel who gained over a minute on third place in the last 10km. Lloyd-Johnson had finished 17th in 1936 aged 36, and became the oldest ever medal winner (48 years 115 days) in the London Games. Harold Whitlock's younger brother Rex was in second place at halfway, but had to retire at the 35km mark, while Italy's Valentino Bertolino, who later produced the year's fastest time (4:25:37), also failed to finish.

### Helsinki, 21 Jul 1952

1,	Giuseppe Dordoni	ITA	4:28:07.8 <sup>OR</sup>
2,	Josef Doležal	CZE TCH	4:30:17.8
3,	Antal Róka	HUN	4:31:27.2
4,	Rex Whitlock	GBR	4:32:21.0
5,	Sergey Lobastov	RUS URS	4:32:34.2
6,	Vladimir Ukhov	RUS URS	4:32:51.6
7,	Dumitru Paraschivescu	ROU	4:41:05.2
8,	Ion Baboie	ROU	4:41:52.8

(Competitors: 31; Countries: 16)

Splits	10km	20km	30km	40km
Dordoni	51:37	1:41:27	2:35:04	3:32:42
Doležal	52:06	1:44:00	2:38:43	3:34:30
Róka			2:40:19	3:36:41
Whitlock	52:13	1:44:34	2:39:22	3:35:02
Lobastov	52:37	1:46:06	2:41:31	3:37:24
Ukhov		1:46:06	2:41:31	3:38:19

The reigning champion Ljunggren went to the front from the start, but faded badly, and eventually placed ninth. At halfway Dordoni, the European Champion, was more than three minutes ahead of his most dangerous rival, Doležal, who would win two medals in the 1954 European Championships. The Italian won comfortably in a new Olympic record, despite wet and windy conditions. Róka closed fastest of all gaining almost a minute on Dordoni and Doležal, passing Rex Whitlock for bronze.

### Melbourne, 24 Nov 1956

1,	Norman Read	NZL	4:30:42.8
2,	Yevgeniy Maskinkov	RUS URS	4:32:57.0
3,	John Ljunggren	SWE	4:35:02.0
4,	Abdon Pamich	ITA	4:39:00.0
5,	Antal Róka	HUN	4:50:09.0
6,	Ray Smith	AUS	4:56:08.0
7,	Adolf Weinacker	USA	5:00:16.0
8,	Albert Johnson	GBR	5:02:19.0

(Competitors: 21; Countries: 10)

Splits	10km	20km	30km	40km
Read	51:26	1:44:18	2:38:19	3:32:56
Maskinkov	51:21	1:42:16	2:35:50	3:32:09
Ljunggren	51:23	1:45:33	2:45:23	3:40:41
Pamich	51:25	1:44:07	2:41:41	3:42:09
Róka	53:25	1:48:34	2:46:46	3:48:45
Smith	51:36	1:46:57	2:47:35	3:51:13

Read had emigrated to New Zealand in 1954, and wrote to the British AAA asking permission to represent Great Britain in the Olympics, which was refused. He then won the Australian trials as a guest and earned selection for New Zealand. The fastest man in the field was Georgiy Klimov (URS) with 4:05:12, but Klimov withdrew just after 40km while in third place, having used too much energy gaining four places in the previous 20km. His teammate Maskinkov led by 47 seconds at 40km, after holding a lead of almost two and-a-half minutes at 30km. Read was closing fast, and passed the Russian at 42km, going on to win by more than two minutes, with veteran Ljunggren third, well clear of future star Pamich, and Helsinki medallist Róka.

### Rome, 7 Sep 1960

1,	Don Thompson	GBR	4:25:30.0OR
2,	John Ljunggren	SWE	4:25:47.0
3,	Abdon Pamich	ITA	4:27:55.4
4,	Aleksandr Shcherbina	UKR/URS	4:31:44.0
5,	Tom Misson	GBR	4:33:03.0
6,	Alex Oakley	CAN	4:33:08.6
7,	Giuseppe Dordoni	ITA	4:33:28.8
8,	Zora Singh	IND	4:37:45.0

(Competitors: 39; Countries: 20)

Splits	10km	20km	30km	40km
Thompson	51:39	1:43:36	2:37:31	3:31:40
Ljunggren	52:30	1:44:45	2:38:05	3:31:46
Pamich	53:07	1:46:19	2:40:51	3:33:40
Shcherbina		1:44:36	2:38:29	3:33:46
Misson			2:43:29	3:37:25
Oakley	52:35	1:46:19	2:41:21	3:37:23
Dordoni	53:41			
Singh	51:24	1:43:28	2:41:18	3:37:31

Uniquely this race contained Olympic Champions from five consecutive Games, from 1948 to 1964. Don Thompson had collapsed in 1956 when in fifth place at the 45km point. He trained for the 1960 Games by exercising in his bathroom with electric heaters on and a room temperature of 40°C to simulate conditions in Rome.

Zora Singh, the two Australians Noel Freeman and Ron Crawford, and Georgiy Klimov (URS) were the leaders through 20km, but Freeman and Klimov were disqualified, and Crawford and Singh wilted in the heat, with the result that Thompson was in the lead by halfway. Ljunggren was his nearest rival, and the Swede, two days short of his 41st birthday, closed up on Thompson, catching him at 35km. Thompson managed to get away, and eventually won by just 17 seconds, with Pamich third.

### Tokyo, 18 Oct 1964

1,	Abdon Pamich	ITA	4:11:12.4OR
2,	Paul Nihill	GBR	4:11:31.2
3,	Ingvar Pettersson	SWE	4:14:17.4
4,	Burkhard Leuschke	GER/GDR	4:15:26.8
5,	Bob Gardiner	AUS	4:17:06.8
6,	Christoph Höhne	GER/GDR	4:17:41.6
7,	Anatoliy Vedyakov	RUS/URS	4:19:55.8
8,	Kurt Sakowski	GER/GDR	4:20:31.0

(Competitors: 34; Countries: 19)

Splits	10km	20km	30km	40km
Pamich	48:12	1:37:33	2:27:56	3:19:16
Nihill	48:47	1:37:52	2:27:56	3:19:20
Pettersson	50:27	1:40:37	2:31:36	3:22:46
Leuschke	50:01	1:40:22	2:29:45	3:21:36
Gardiner	51:55	1:42:24	2:32:27	3:23:46
Höhne	48:35	1:37:46	2:28:24	3:20:43
Vedyakov	50:01	1:40:28	2:31:29	3:24:57
Sakowski	51:30	1:42:37	2:32:58	3:24:01

Hungarian-born Pamich, the European Champion, was expected to win, and went quickly to the front. Only Höhne and Nihill were able to

stay close. The East German slipped back at halfway, and the Briton drew level with Pamich at 30km. The Italian opened a gap of four seconds at 40km, which was five seconds at 45km and 19 seconds by the finish. Pettersson improved his best time by four minutes to finish in bronze medal position.

### Mexico City, 17 Oct 1968

1,	Christoph Höhne	GDR	4:20:13.6
2,	Antal Kiss	HUN	4:30:17.0
3,	Larry Young	USA	4:31:55.4
4,	Peter Selzer	GDR	4:33:09.8
5,	Stig-Erik Lindberg	SWE	4:34:05.0
6,	Vittorio Visini	ITA	4:36:33.2
7,	Bryan Eley	GBR	4:37:32.2
8,	José Pedraza	MEX	4:37:51.4

(Competitors: 36; Countries: 19)

Splits	10km	20km	30km	40km
Höhne	50:59	1:43:53	2:35:57	3:26:24
Kiss	51:49	1:45:03	2:39:57	3:33:53
Young	52:27	1:46:39	2:41:45	3:34:41
Selzer	51:00	1:44:16	2:40:01	3:35:04
Lindberg	52:22	1:47:23	2:42:54	3:37:32
Visini	51:42	1:46:10	2:43:41	3:38:20
Eley	53:33	1:48:27	2:45:17	3:40:23
Pedraza	52:27	1:46:47	2:45:14	3:44:41

Having "blown up" in 1964, the 1967 World Cup winner Höhne was determined to rectify his Tokyo mistake. He, Paul Nihill and Gennadiy Agapov were the leaders, with Nihill holding a two second advantage at 20km. Agapov had begun to fall back by 25km and Nihill went in the next 5km, both men eventually overcome by the heat and altitude. Höhne's margin at 30km was 1:53, by 40km it was 4:58 and a whopping 10:03.4 by the finish, the largest margin in Olympic history. Kiss paced himself sensibly, and was able to hold off the unheralded Young, who scythed through the field in the last 20km.

### Munich, 3 Sep 1972

1,	Bernd Kannenberg	FRG	3:56:11.6OR(3:56:11.57)
2,	Veniamin Soldatenko	KAZ/URS	3:58:24.0
3,	Larry Young	USA	4:00:46.0
4,	Otto Barch	UKR/URS	4:01:35.4
5,	Peter Selzer	GDR	4:04:05.4
6,	Gerhard Weidner	FRG	4:06:26.0
7,	Vittorio Visini	ITA	4:08:31.4
8,	Gabriel Hernández	MEX	4:12:09.0

(Competitors: 36; Countries: 18)

Splits	10km	20km	30km	40km
Kannenberg	45:55	1:32:59	2:20:03	3:07:52
Soldatenko	45:55	1:32:59	2:20:03	3:08:13
Young	47:32	1:35:08	2:21:58	3:09:45
Barch	47:10	1:35:40	2:23:49	3:11:49
Selzer	47:10	1:35:40	2:24:26	3:14:40
Weidner	47:24	1:35:58	2:25:01	3:15:53
Visini	47:10	1:35:48	2:24:06	3:15:27
Hernández	47:47	1:37:20	2:29:24	3:20:36

Soldatenko, the European Champion, and Kannenberg, who had produced the fastest ever time of 3:52:45 earlier in the year, were expected to battle for the gold. Kannenberg went to the front from the start, and Soldatenko stayed with him for 35km before dropping back. In third at 20km was Sergey Grigoryev (URS) who was 1:26 behind the leaders, but he was disqualified shortly after the 25km mark. Larry Young started conservatively, as he had done in 1968, but had moved up from 11th at 10km to third at 30km. He repeated his bronze medal of Mexico City with the best time ever by an American. Kannenberg's winning time was the third-best ever, and Soldatenko's was the number five mark of all-time. The one major disappointment was Christoph Höhne. The defending champion had a rare off-day, finishing 14th in 4:20:44.

**Montreal, 1976**

Not held

**Moscow, 30 Jul 1980**

1,	Hartwig Gauder	GDR	3:49:24OR	(3:49:23.4)
2,	Jordi Llopart	ESP	3:51:25	
3,	Yevgeniy Ivchenko	BLR URS	3:56:32	
4,	Bengt Simonsen	SWE	3:57:08	
5,	Vyacheslav Fursov	RUS URS	3:58:32	
6,	José Marín	ESP	4:03:08	
7,	Stanisław Rola	POL	4:07:07	
8,	Willi Sawall	AUS	4:08:25	

(Competitors: 27; Countries: 14)

Splits	10km	20km	30km	40km
Gauder	44:41	1:29:35	2:14:52	3:01:47
Llopart	45:11	1:29:35	2:16:23	3:03:17
Ivchenko	44:41	1:29:44	2:17:45	3:06:39
Simonsen	47:07	1:33:54	2:20:37	3:07:09
Fursov	45:15	1:29:44	2:18:19	3:08:08
Marín	45:11	1:31:11	2:18:48	3:11:04
Rola	47:53	1:35:10	2:22:51	3:13:05
Sawall	45:14	1:32:59	2:24:58	3:18:20

The attrition rate was high – with 12 of the 27 starters either failing to finish or disqualified. Hartwig Gauder and Yevgeniy Ivchenko set a fierce pace, passing 5km in 22:45 with a group of eight walkers on their heels, but by 10km the two leaders were 30 seconds up. European Champion Llopart, Mexicans Daniel Bautista and Raúl González, Boris Yakovlev (URS) and Dietmar Meisch (GDR) closed in at 20km.

González then shared the lead with Gauder, and by 30km the two were leading from Yakovlev, with a gap of 1:26 to Llopart and Meisch. Bautista had already retired, and Yakovlev suffered the same fate soon after. González broke shortly after 30km and eventually dropped out after 40km by which time he was almost 20 minutes behind Gauder. Both Yakovlev and Meisch were disqualified, and Gauder came home the winner by two minutes from Llopart, breaking Kannenberg's Olympic record by almost seven minutes.

**Los Angeles, 11 Aug 1984**

1,	Raúl González	MEX	3:47:26OR
2,	Bo Gustafsson	SWE	3:53:19
3,	Alessandro Bellucci	ITA	3:53:45
4,	Reima Salonen	FIN	3:58:30
5,	Raffaello Ducceschi	ITA	3:59:26
6,	Carl Schueler	USA	3:59:46
7,	Jordi Llopart	ESP	4:03:09
8,	José Pinto	POR	4:04:42

(Competitors: 31; Countries: 16)

Splits	10km	20km	30km	40km
González	46:02	1:31:12	2:16:24	3:01:50
Gustafsson	47:10	1:33:05	2:19:52	3:06:18
Bellucci	46:12	1:32:36	2:19:52	3:06:18
Salonen	47:45	1:35:11	2:25:28	3:13:24
Ducceschi	46:12	1:32:29	2:20:23	3:09:52
Schueler	47:48	1:35:42	2:23:45	3:11:39
Llopart	46:10	1:33:43	2:23:10	3:12:46
Pinto	47:33	1:34:10	2:22:13	3:13:00

González – five times the world's best 50km man between 1977 and 1982 – was the man to beat, and was the fastest in the field with 3:46:41. Two non-participants – Ronald Weigel (3:43:25) and '80 winner Gauder (3:45:37) – had beaten him in that race. González was one of six sharing the lead at 20km, but Martin Bermudez (MEX) and Erling Andersen (NOR) were disqualified. The 20km specialists Damilano and LeBlanc failed to finish, and Ernesto Canto faded to place 10th.

Damilano was the last to drop, some 46 seconds behind González. The Mexican was left with a huge lead, and he won by nearly six minutes from Gustafsson, who got away from Bellucci in the last 3km. At his fourth Olympics, González finally won the one title to have eluded him in his career.

**Seoul, 30 Sep 1988**

1,	Vyacheslav Ivanenko	RUSURS	3:38:29OR
2,	Ronald Weigel	GDR	3:38:56
3,	Hartwig Gauder	GDR	3:39:45
4,	Aleksandr Potashov	BLR URS	3:41:00
5,	José Marín	ESP	3:43:03
6,	Simon Baker	AUS	3:44:07
7,	Bo Gustafsson	SWE	3:44:49
8,	Raffaello Ducceschi	ITA	3:45:43

(Competitors: 42; Countries: 22)

Splits	10km	20km	30km	40km
Ivanenko	45:36	1:30:33	2:14:31	2:56:29
Weigel	45:36	1:30:33	2:14:31	2:56:32
Gauder	45:36	1:30:33	2:14:31	2:56:32
Potashov	45:36	1:30:33	2:14:31	2:56:43
Marín	45:36	1:30:33	2:14:31	2:56:43
Baker	45:46	1:30:33	2:15:12	2:58:22
Gustafsson	45:36	1:30:33	2:14:31	2:58:08
Ducceschi	45:36	1:30:33	2:14:31	2:58:48

The pace was set by veteran Martin Bermudez (MEX) and his teammate Hernan Andrade, with Andrade leading at 20km by 14 seconds in 1:29:47. The pack was another half minute behind. Andrade was disqualified at 22km, leaving Bermudez a minute ahead at halfway in 1:51:58. The pack began to increase their pace, and were just six seconds behind Bermudez (2:14:25) at 30km. The Mexican was soon engulfed by the leaders, and eventually finished 15th in a solid 3:49:22.

Moscow winner Gauder, Weigel and Ivanenko then opened up a 30m gap, with Ivanenko taking a 10m lead at 40km. The little (1.64/58kg) Russian went away from the Germans in the last 10km, producing a final 20km of 1:23:58 to win by 27 seconds from Weigel, with Gauder third, well ahead of Potashov. The Russian summed up his position succinctly: "I am very satisfied."

**Barcelona, 7 Aug 1992**

1,	Andrey Perlov	RUS	EUN	3:50:13
2,	Carlos Mercenario	MEX		3:52:09
3,	Ronald Weigel	GER		3:53:45
4,	Valeriy Spitsyn	RUS	EUN	3:54:39
5,	Roman Mrázek	SVK	TCH	3:55:21
6,	Hartwig Gauder	GER		3:56:47
7,	Valentin Kononen	FIN		3:57:21
8,	Miguel Rodríguez	MEX		3:58:26

(Competitors: 42; Countries: 20)

Splits	10km	20km	30km	40km
Perlov	47:12	1:33:27	2:18:30	3:03:05
Mercenario	47:13	1:33:29	2:18:30	3:03:05
Weigel	47:14	1:33:29	2:18:32	3:04:46
Spitsyn	47:14	1:33:29	2:18:39	3:05:11
Mrázek	47:21	1:34:04	2:22:01	3:08:20
Gauder	47:15	1:33:54	2:21:16	3:07:43
Kononen	47:13	1:33:15	2:17:48	3:05:20
Rodríguez	47:14	1:33:29	2:18:31	3:06:15

Mercenario and Perlov, who had finished 1-2 in the 1991 World Cup, were considered the best walkers in the event. The field of 43 was still a group of 13 at 20km, but by 30km Finland's Valentin Kononen had broken away to lead by more than 40 seconds. He was caught by Korzeniowski, Perlov and Mercenario within 5km, and just after 40km Perlov broke away. He led by more than 40 seconds from Korzeniowski and Mercenario with 5km to go, with Ronald Weigel



nearly two minutes behind. Korzeniowski was disqualified not long after 45km but was not stopped by officials until reaching the entrance to the stadium. Perlov, the European Champion, added another title with a winning margin of nearly two minutes over Mercenario, as Weigel picked up his third Olympic medal, a bronze, after two silvers.

### Atlanta, 2 Aug 1996

1,	Robert Korzeniowski	POL	3:43:30
2,	Mikhail Shchennikov	RUS	3:43:46
3,	Valentí Massana	ESP	3:44:19
4,	Arturo Di Mezza	ITA	3:44:52
5,	Viktor Ginko	BLR	3:45:27
6,	Ignacio Zamudio	MEX	3:46:07
7,	Valentin Kononen	FIN	3:47:40
8,	Sergey Korepanov	KAZ	3:48:42

(Competitors: 51; Countries: 27)

Splits	10km	20K	30K	40K
Korzeniowski	46:20	1:31:37	2:16:12	3:00:06
Shchennikov	46:44	1:32:14	2:16:48	3:00:34
Massana	45:44	1:31:10	2:16:12	3:00:07
Di Mezza	46:33	1:32:47	2:18:06	3:02:30
Ginko	46:20	1:31:38	2:16:11	3:00:13
Zamudio	46:20	1:31:38	2:16:13	3:00:07
Kononen	46:20	1:31:42	2:16:14	3:00:39
Korepanov	46:34	1:32:38	2:18:02	3:02:31

Valentí Massana, attempting to redeem himself after failing in the 20km, led by 35 seconds at 10km, and by 27 seconds at 20km, before being caught by Korzeniowski, Ginko and Tim Berrett (CAN) just prior to 30km. Four others were in contact, but by 40km only Korzeniowski, Massana, Zamudio and Daniel Garcia (MEX) were together, with Viktor Ginko 25m back. Frequently disqualified in the past ('92 Olympics, '93 World Championships), Korzeniowski went clear with 7km to go and managed to hold off Shchennikov, previously a 10 or 20km specialist. The Russian gained 12 seconds in the last 10km on Korzeniowski, catching Massana 2km before the finish.

### Sydney, 29 Sep 2000

1,	Robert Korzeniowski	POL	3:42:22
2,	Aigars Fadejevs	LAT	3:43:40
3,	Joel Sánchez	MEX	3:44:36
4,	Valentí Massana	ESP	3:46:01
5,	Nikolay Matyukhin	RUS	3:46:37
6,	Nathan Deakes	AUS	3:47:29
7,	Miguel Angel Rodriguez	MEX	3:48:12
8,	Roman Magdziarczyk	POL	3:48:17

(Entries 56; Countries: 30)

Splits	10km	20km	30km	40km	Halves
Korzeniowski	45:53	1:30:00	2:13:30	2:56:28	1:51:48/1:50:34
Fadejevs	45:54	1:30:00	2:13:30	2:57:24	1:52:38/1:51:02
Sánchez	45:55	1:30:01	2:13:32	2:56:29	1:51:49/1:52:47
Massana	46:00	1:30:49	2:15:23	2:59:59	1:53:03/1:52:58
Matyukhin	45:54	1:30:00	2:13:35	2:59:39	1:51:48/1:54:49
Deakes	45:54	1:30:01	2:13:31	2:57:16	1:51:50/1:55:39
Rodriguez	45:54	1:30:01	2:13:31	2:58:30	1:51:49/1:56:23
Magdziarczyk	45:58	1:31:06	2:16:53	3:02:31	1:53:53/1:54:24

Korzeniowski was endeavouring to become the first man to win two consecutive 50km titles, and followed Sánchez closely until 40k when he surged away to win by over a minute from Fadejevs. The Latvian moved past Sánchez in the later stages, but the Mexican was a clear winner of the bronze medal in a personal best time. Disqualifications were more rife in this event (with eight) than in the 20km, but less controversial. The winner became the first road walker to win a third Olympic gold.

### Athens, 27 Aug 2004

1,	Robert Korzeniowski	POL	3:38:46
2,	Denis Nizhegorodov	RUS	3:42:50
3,	Aleksey Voyevodin	RUS	3:43:34
4,	Yu Chaohong	CHN	3:43:45
5,	Jesús Ángel García	ESP	3:44:42
6,	Roman Magdziarczyk	POL	3:48:11
7,	Grzegorz Sudoł	POL	3:49:09
8,	Santiago Pérez	ESP	3:49:48

(Competitors: 54; Countries: 31)

Splits	10km	20km	30km	40km	Halves
Korzeniowski	44:48	1:27:54	2:10:57	2:53:42	1:49:18/1:49:28
Nizhegorodov	44:48	1:27:54	2:10:57	2:54:33	1:49:18/1:53:32
Voyevodin	44:57	1:29:25	2:13:45	2:58:31	1:51:29/1:52:05
Yu	44:49	1:27:54	2:10:58	2:56:26	1:49:19/1:54:26
García	44:58	1:29:25	2:13:51	2:59:43	1:51:30/1:53:12
Magdziarczyk	45:21	1:30:19	2:15:02	3:00:13	1:52:34/1:55:37
Sudoł	45:22	1:30:26	2:15:28	3:01:19	1:53:01/1:56:08
Pérez	46:00	1:31:41	2:16:57	3:02:35	1:54:15/1:55:33

Even before the race began, Korzeniowski was widely regarded as the greatest walker of all-time. The race quickly developed into a battle between the quartet of Korzeniowski, Yu, Nizhegorodov and Deakes, fresh from his 20km medal performance. The four stayed together until 30km, when Korzeniowski began to apply the pressure. His next 5km was 21:15, the fastest of the race, and he opened up a gap of 30 seconds over Nizhegorodov. Yu was another 20 seconds back, while Deakes dropped out. The Chinese contender fell back quickly and was overtaken for bronze by Voyevodin in the last 150m of the race. The gap between first and second was just under a minute at 40km, 1:32 at 45km, and more than four minutes by the finish. Korzeniowski's halves were a remarkably even 1:49:18/1:49:28. In winning the Pole became the first man other than field event athletes to win three consecutive individual gold medals. Over three Olympiads the Polish star had walked almost 260km and won four golds in all.

### Beijing, 22 Aug 2008

1,	Alex Schwazer	ITA	3:37:09OR
2,	Jared Tallent	AUS	3:39:27
3,	Denis Nizhegorodov	RUS	3:40:14
4,	Jesús Ángel García	ESP	3:44:08
5,	Erik Tysse	NOR	3:45:08
6,	Horacio Nava	MEX	3:45:21
7,	Yuki Yamazaki	JPN	3:45:47
8,	Rafał Fedaczyński	POL	3:46:51

(Competitors: 59 Countries: 32)

Splits	10km	20km	30km	40km	Halves
Schwazer	44:40	1:27:39	2:10:39	2:54:36	1:49:00/1:48:09
Tallent	44:40	1:27:39	2:10:38	2:54:36	1:49:00/1:50:27
Nizhegorodov	44:39	1:27:38	2:10:39	2:54:36	1:49:01/1:51:13
García	46:12	1:31:01	2:15:36	2:59:36	1:53:18/1:50:50
Tysse	46:36	1:31:46	2:16:16	3:00:19	1:54:00/1:51:08
Nava	45:30	1:31:02	2:15:35	2:59:56	1:53:18/1:52:03
Yamazaki	44:40	1:29:14	2:13:29	2:58:57	1:51:18/1:54:29
Fedaczyński	47:44	1:33:55	2:18:52	3:03:05	1:56:28/1:50:23

The pre-Olympic leaders were world record breaker Nizhegorodov and Schwazer who had placed a frustrated third in the 2007 World Championships, after holding back on the advice of his coach. On this occasion Schwazer stayed in the lead pack of Nizhegorodov, Tallent, and Li Jianbo (CHN) until 40km, by which time the Chinese walker had dropped back. The Italian broke away shortly after, moving 40 seconds clear by 45km, and more than trebling that margin in the last 5km. Tallent completed a Korzeniowski-like double to win silver six days after his 20km bronze, while Nizhegorodov dropped one place from Athens. Behind him García and Tysse raced through the field, García having placed 11th at halfway, and Tysse 15th.

## London, 11 Aug 2012

This medal order is not publicly confirmed by the IOC, as at June 10, 2016


1,	Jared Tallent	AUS	3:36:53OR
2,	Si Tianfeng	CHN	3:37:16
3,	Robert Heffernan	IRL	3:37:54
4,	Li Jianbo	CHN	3:39:01
5,	Matej Tóth	SVK	3:41:24
6,	Łukasz Nowak	POL	3:42:47
7,	Koichiro Morioka	JPN	3:43:14
8,	André Höhne	GER	3:44:26

(Competitors: 63; Countries: 39)

Splits	10km	20km	30km	40km	Halves
Tallent	44:16	1:27:45	2:10:57	2:54:09	1:49:23/1:47:30
Si	44:15	1:27:47	2:11:07	2:53:54	1:49:27/1:47:49
Heffernan	44:35	1:28:36	2:12:09	2:54:41	1:50:26/1:47:49
Li	44:35	1:28:36	2:12:10	2:54:39	1:50:27/1:48:34
Tóth	44:36	1:28:55	2:12:42	2:57:10	1:50:57/1:50:27
Nowak	45:00	1:29:42	2:13:51	2:57:59	1:51:44/1:51:03
Morioka	44:35	1:28:55	2:13:16	2:57:32	1:51:06/1:52:08
Höhne	45:33	1:30:22	2:14:20	2:58:21	1:52:24/1:52:02
Kiriyapkin	44:15	1:27:44	2:10:56	2:53:53	1:49:22/1:46:37

The biggest initial shock of the event came a week before the Games, when defending champion Alex Schwazer (ITA) was withdrawn and admitted taking drugs earlier in the year. He was ultimately banned for three years. Another surprise was the disqualification of double European Champion Yohann Diniz (FRA) for taking sustenance at a location other than the official refreshment station. The race itself was led at a good pace by the Russians, with Sergey Kiriyapkin and Sergey Bakulin alternating the lead through splits of 44:15 and 1:27:44, before Bakulin opened a 30m gap at the 30km mark. Si caught Bakulin just before 35km, and led by a second, with Kiriyapkin a further 20 seconds back in eighth place. However, Kiriyapkin was gathering himself for a winning assault. At 40km he had overtaken Si, and went almost a minute clear by the finish. Tallent won his second successive silver medal in the event. The Australian had moved from seventh at 35km to second with 5km to go. The result was 1, Kiriyapkin in an Olympic record 3:35:59; 2 Tallent 3:36:53; 3, Si 3:37:16. In all, 25 went under 3:50, with 14 men setting lifetime bests.

Those totals now stand at 22 and 12, because this race of unprecedented quality was comprehensively tainted by the disqualification of all three Russians for doping violations. First in 2013 Igor Yerokhin, who was originally fifth with 3:37:54. Abnormalities were found in the haematological profile of his Athlete Biological Passport dating back to February 2011. Four years later, Kiriyapkin and Bakulin (originally sixth in 3:38:55) were two of five Russian race walkers who were heavily banned by the Russian Anti-Doping Agency due to irregularities in their own biological passports. The RUSADA set initial disqualification periods including times before London 2012 but not the Games themselves. The IAAF appealed against these "selective" punishments which meant, for instance, that Kiriyapkin kept his Olympic title despite having all his qualifying performances annulled. In March 2016, the Court of Arbitration for Sport upheld the IAAF's appeal and therefore confirmed the annulment of the London 2012 results of Kiriyapkin and Bakulin. On March 24, 2016 Jared Tallent tweeted "History has been rewritten .... I am Olympic champion!". As at June 10, 2016 the IOC had yet to publicly confirm all medal re-allocations. However, on May 7, 2016 Athletics Australia reported that Tallent was due to receive his gold medal in Melbourne on June 17, 2016.



## MEN'S 50 KILOMETRES WALK

## The Best on Points

24	Robert Korzeniowski	POL	1996-1, 2000-1, 2004-1
21	John Ljunggren	SWE	1948-1, 1956-3, 1960-2
19	Abdon Pamich	ITA	1956-4, 1960-3, 1964-1

## Most Placings in Top Eight

3	Ljunggren		
	Pamich		
	Hartwig Gauder	GDR/GER	1980-1, 1988-3, 1992-6
	Korzeniowski		

## Most Appearances

6	Jesús Ángel García	ESP	1992-10, 1996-dnf, 2000-12, 2004-5, 2008-4, 2012-17
5	Ljunggren		1948-1, 1952-9, 1956-3, 1960-2, 1964-16
	Pamich		1956-4, 1960-3, 1964-1, 1968-dnf, 1972-dq
	Tim Berrett	CAN	1992-dq, 1996-10, 2000-dq, 2004-31, 2008-38

## Placing Table

	1	2	3	4	5	6	7	8	Top3	Points
GER	3	1	2	3	1	5	-	2	6	79
URS/EUN	2	2	1	4	2	1	1	-	5	69
ITA	3	-	3	2	2	1	2	1	6	68
GBR	3	1	1	1	2	-	1	1	5	53
SWE	1	2	2	1	1	1	1	-	5	48
ESP	-	1	1	2	2	1	1	1	2	37
POL	3	-	-	-	-	2	2	2	3	36
MEX	1	1	1	-	-	2	1	3	3	32
RUS	-	2	2	-	1	-	-	-	4	30
AUS*	1	1	-	-	1	3	-	1	2	28
LAT	-	2	1	-	-	-	-	-	3	20
CHN*	-	1	1	1	-	-	-	-	1	18
USA	-	-	2	-	-	1	1	1	2	18
HUN	-	1	1	-	1	-	-	-	2	17
SUI	-	2	-	-	-	-	1	-	2	16
TCH	-	1	-	1	1	-	-	-	1	16
NOR	-	-	-	1	2	-	-	-	0	13
FIN	-	-	-	1	-	-	2	-	0	9
NZL	1	-	-	-	-	-	-	-	1	8
IRL*	-	-	1	-	-	-	-	-	1	6
FRA	-	-	-	-	-	-	2	2	0	6
BLR	-	-	-	-	1	-	-	-	0	4
SVK	-	-	-	-	1	-	-	-	0	4
JPN	-	-	-	-	-	-	2	-	0	4
CAN	-	-	-	-	-	1	-	-	0	3
ROU	-	-	-	-	-	-	1	1	0	3
IND	-	-	-	-	-	-	-	1	0	1
KAZ	-	-	-	-	-	-	-	1	0	1
POR	-	-	-	-	-	-	-	1	0	1
<b>Totals</b>	<b>18</b>	<b>18</b>	<b>18</b>	<b>18</b>	<b>18</b>	<b>18</b>	<b>18</b>	<b>18</b>	<b>54</b>	<b>648</b>

\* Placings do not match medals because – following the disqualification of the original 2012 winner Sergey Kiriyapkin RUS – the IOC have not (as at June 10, 2016) publicly confirmed any medal upgrades for this event. The actual Olympic medal tallies for the affected countries as at June 10, 2016 are therefore as follows:

	G	S	B	M
RUS	1	2	2	5
AUS	-	2	-	2
CHN	-	-	2	2
IRL	-	-	-	0

## Breakdown of GER placings:

GDR	2	1	1	1	-	-	-	4	38	
GER	-	-	1	2	-	4	-	2	1	30
FRG	1	-	-	-	-	1	-	-	1	11
<b>Totals</b>	<b>3</b>	<b>1</b>	<b>2</b>	<b>3</b>	<b>1</b>	<b>5</b>	<b>-</b>	<b>2</b>	<b>6</b>	<b>79</b>

## Breakdown of URS/EUN placings:

RUS	2	1	-	1	2	1	1	-	3	41
BLR	-	-	1	1	-	-	-	-	1	11
KAZ	-	1	-	-	-	-	-	-	1	7
KGZ	-	-	-	1	-	-	-	-	0	5
UKR	-	-	-	1	-	-	-	-	0	5
<b>Totals</b>	<b>2</b>	<b>2</b>	<b>1</b>	<b>4</b>	<b>2</b>	<b>1</b>	<b>1</b>	<b>-</b>	<b>5</b>	<b>69</b>

## Breakdown of TCH placings:

CZE	-	1	-	1	-	-	-	-	1	12
SVK	-	-	-	-	1	-	-	-	0	4
<b>Totals</b>	<b>-</b>	<b>1</b>	<b>-</b>	<b>1</b>	<b>1</b>	<b>-</b>	<b>-</b>	<b>-</b>	<b>1</b>	<b>16</b>

## 4 x 100 Metres Relay

1896-1908: Not held

### Stockholm, 9 Jul 1912

1, (2)	Great Britain & Ireland	42.4
2, (3)	Sweden	42.6
(1)	Germany	DQ (r170.7) (42.4)

(Competitors: 32; Countries: 8; Finalists: 12)

#### Teams

GBR	David Jacobs, Henry Macintosh, Victor d'Arcy, Willie Applegarth
SWE	Ivan Möller, Charles Luther, Thure Person, Knut Lindberg
GER	Otto Röhr, Max Herrmann, Erwin Kern, Richard Rau

There were six first-round heats, but four of them contained only one team. Sweden ran 43.6 in a solo effort, 0.1 quicker than the USA, Germany ran 43.6 for an easy win over Austria, and Hungary clocked 43.7 just edging France (43.8). The heat winners ran in three semi-finals: in the first the USA crossed the line in 42.2, well ahead of Britain (43.0), but were disqualified for passing the baton outside the changeover zone. Sweden then beat Hungary with a world's best 42.5 (to 42.9 for Hungary), while Germany won the last heat in an official world record of 42.3, well ahead of Canada (43.5).

In the final the first leg was even between Sweden and Britain, Möller doing particularly well to hold Applegarth who had led the 200m final at halfway, with Germany a metre behind. Luther ran an excellent leg for Sweden, gaining one-and-a-half metres on Macintosh, but Sweden's changeover was so bad that Britain led by a metre after the exchange. Behind them Kern had started off too early and received the baton outside the zone, which caused Germany's eventual disqualification. Britain led Sweden by half a metre at the last exchange, with Germany two further metres behind. Rau, probably the best European of his era over 100m, ran a superb leg, failing to catch d'Arcy by centimetres.

### Antwerp, 22 Aug 1920

1, (6)	United States	42.2WR
2, (2)	France	42.5e
3, (5)	Sweden	42.8e
4, (4)	Great Britain & Ireland	43.0e
5, (1)	Denmark	43.3e
6, (3)	Luxembourg	43.6e

(Competitors: 52; Countries: 13; Finalists: 24/6)

#### Teams

USA	Charles Paddock, Jackson Scholz, Loren Murchison, Morris Kirksey
FRA	René Lorain, René Tirard, René Murlon, Emile Ali-Khan
SWE	Agne Holmström, William Petersson (Björneman), Sven Malm, Nils Sandström
GBR	William Hill, Harold Abrahams, Denis Black, Victor d'Arcy
DEN	Henri Thorsen, Frithjof Andersen, August Sorensen, Marinus Sorensen
LUX	Jean Colbach, Paul Hammer, Jean Proess, Alex Servais

France and the USA won the heats, both clocking 43.0. In the final, the USA led off with Paddock, the 100m winner, and took an early lead. Their baton passing was inferior to that of the French, but their speed more than made up for it, and they ran out the winners by 3m in a new world record of 42.2, a tenth better than Germany's time from Stockholm.

### Paris, 13 Jul 1924

1, (1)	United States	41.0=WR
2, (4)	Great Britain & NI	41.2
3, (2)	Netherlands	41.8
4, (6)	Hungary	42.0

5, (3)	France	42.2
(5)	Switzerland	DQ (r170.7)

(Competitors: 60; Countries: 15; Finalists: 24/6)

#### Teams

USA	Frank Hussey, Louis Clarke, Loren Murchison, Al Leconey
GBR	Harold Abrahams, Walter Rangeley, Lancelot Royle, William Nichol
NED	Jaap Boot, Harry Broos, Jan de Vries, Marinus van den Bergh
HUN	Ferenc Gerő, Lajos Kurunczy, László Muskát, Gusztáv Rózsahegyi
FRA	Maurice Degrelle, Albert Heise, René Murlon, André Murlon
SUI	Karl Borner, Heinz Hemmi, Joseph Imbach, David Moriaud

Britain won the first heat in a world record 42.0, a time equalled in heat 3 by Holland, and barely missed by Switzerland (42.2) in the next race. The USA rounded out the six heats by demolishing the record with a time of 41.2, which they beat in the first semi-final with 41.0. The other semis were taken by Britain (41.8) and Switzerland (42.2).

In the final, Hussey led off well for the USA, and lost no more than half a metre to the 100m champion, a margin which disappeared by the last changeover. The USA were more efficient with their baton change and LeConey had a small margin over Nichol which he extended to almost 2m to equal the world record of 41.0.

### Amsterdam, 5 Aug 1928

1, (1)	United States	41.0=WR
2, (4)	Germany	41.2e
3, (2)	Great Britain & NI	41.8e
4, (6)	France	42.0e
5, (5)	Switzerland	42.6e
(3)	Canada	DQ (dropped baton)

(Competitors: 52; Countries: 13; Finalists: 24/6)

#### Teams

USA	Frank Wykoff, James Quinn, Charles Borah, Henry Russell
GER	Georg Lammers, Richard Corts, Hubert Houben, Helmut Körnig
GBR	Cyril Gill, Edward Smouha, Walter Rangeley, Jack London
FRA	André Cerbonney, Gilbert Auvergne, André Dufau, André Murlon
SUI	Emmanuel Goldsmith, Willy Weibel, Adolf Meier, Alfred Sutter
CAN	Ralph Adams, John Fitzpatrick, George Hester, Percy Williams

The USA were fastest in the heats, running 41.2 in the final heat, with Canada (42.2) and France (41.8) the other heat winners. Germany had twice run 40.8 during 1928 – neither of which was ever ratified as a world record – and qualified easily in 42.0 behind France.

In the final the USA and Germany were evenly matched until the final changeover, when Körnig started too early and had to slow slightly to get the baton from Houben. By then Russell was clear, and he won by one and a half metres. Britain was third after London made up nearly 5m on Murlon.

### Los Angeles, 7 Aug 1932

1, (1)	United States	40.0WR	<u>Electric</u> (40.10)
2, (4)	Germany	40.9	
3, (2)	Italy	41.2	
4, (3)	Canada	41.3	
5, (5)	Japan	41.3	
6, (6)	Great Britain & NI	41.4	

(Competitors: 32; Countries: 8; Finalists: 24/6)

#### Teams

USA	Bob Kiesel, Emmett Toppino, Hector Dyer, Frank Wykoff
GER	Helmut Körnig, Friedrich Hendrix, Erich Borchmeyer, Arthur Jonath
ITA	Giuseppe Castelli, Ruggero Maregatti, Gabriele Salviati, Edgardo Toetti
CAN	Percy Williams, James Brown, Harold Wright, Birchall Pearson
JPN	Takayoshi Yoshioka, Chuhei Nambu, Izuo Anno, Itaro Nakajima
GBR	Don Finlay, Stanley Fuller, Stanley Englehart, Ernest Page

The USA made things very clear in the heats with a time of 40.6 (40.61 on electric timing), which equalled Germany's world record, though the USA's time was unrati ed because of their performance the next day. Germany, winners of the other heat in 41.2 (41.22), were drawn in lane 4 in the final, with the USA in lane 1. Kiesel gave the USA a fine start, gaining 2m on veteran Körnig, and the USA steadily drew away to win by 9m in 40.0 to destroy the world record. Had the USA decided to use Metcalfe, Tolan and Simpson, their three fastest men, the time might have been nearer 39.5.

### Berlin, 9 Aug 1936

			<u>Electrics</u>
1, (4)	United States	39.8	WR
2, (5)	Italy	41.1	(41.13)
3, (2)	Germany	41.2	(41.30)
4, (1)	Argentina	42.2	
5, (6)	Canada	42.7	
(3)	Netherlands	DQ	(r170.6) (41.28)

(Competitors: 60; Countries: 15; Finalists: 24/6)

#### Teams

USA	Jesse Owens, Ralph Metcalfe, Foy Draper, Frank Wykoff
ITA	Orazio Mariani, Gianni Caldana, Elio Ragni, Tullio Gonnelli
GER	Wilhelm Leichum, Erich Borchmeyer, Erwin Gillmeister, Gerd Hornberger
ARG	Juan Lavenas, Antonio Sande, Carlos Hofmeister, Tomas Beswick
CAN	Sam Richardson, Bruce Humber, Lee Orr, Howard McPhee
NED	Tjeerd Boersma, Wijnand van Beveren, Christiaan Berger, Martinus Osendarp

Originally, the US squad was to be composed of the men who placed third to sixth in the US Trials (Wykoff, Draper, Sam Stoller and Marty Glickman). When Owens and Metcalfe replaced Stoller and Glickman, a furor was caused as this was thought to be a move to appease the German's anti-semitic qualities. However, as the xenophobic Nazis hated blacks as much as Jews, this seems a tenuous argument at best. More likely, the US wanted the fastest squad possible. Their heat time seemed to bear out the team selection, equalling the world record of 40.0, more than a second ahead of Italy – the next quickest team.

In the final, Owens got the US off to a storming start, gaining 5m on the field, and each US member extended the lead, the reward being the first ever sub-40 second clocking. Italy won the battle for second place ahead of Germany, though Osendarp carried Holland across the line in third place, only to lose the bronze medal for dropping the baton 25m from the finish.

### London, 7 Aug 1948

			<u>Adjusted</u>
1, (3)	United States	40.6	40.7
2, (4)	Great Britain & NI	41.3	41.5
3, (5)	Italy	41.5	41.8
4, (1)	Hungary	41.6	41.9
5, (6)	Canada	41.9	42.0
6, (2)	Netherlands	41.9	42.0

(Competitors: 60; Countries: 15; Finalists: 24/6)

#### Differential

USA	0.00
GBR	0.71 behind
ITA	1.01
HUN	1.20
CAN	1.22
NED	1.27

#### Teams

USA	"Barney" Ewell, Lorenzo Wright, Harrison Dillard, Mel Patton
GBR	Jack Archer, John Gregory, Alastair McCorquodale, Ken Jones
ITA	Enrico Perucconi, Antonio Siddi, Carlo Monti, Michele Tito
HUN	Ferenc Tima, László Bartha, György Csányi, Béla Goldoványi
CAN	Don McFarlane, James O'Brien, Donald Pettie, Edward Haggis
NED	Jan Lammers, Jan Meijer, Gabe Scholten, Jo Zwaan

When Ed Conwell had to retire from the US team because of asthma, Lorenzo Wright, a member of the team in the long jump who had placed sixth in his Olympic trials 100m heat, was added to the squad. After the USA (41.1), Britain (41.4) and Holland (41.7) won the heats, the final saw Ewell gain over 2m on the opposition on the first leg, and the lead built up to nearly 5m when Dillard handed over to Patton. The 200m winner took the USA home by over 7m, with Britain 3m clear of Italy. The USA were then disqualified, but on review of film of the race it could be seen that the official mistook a line in the next lane outside for the end of the USA's passing zone, and the USA were rightfully awarded the gold.

### Helsinki, 27 Jul 1952

			<u>Electrics</u>
1, (3)	United States	40.1	(40.26)
2, (4)	USSR	40.3	(40.58)
3 (5)	Hungary	40.5	(40.83)
4 (2)	Great Britain & NI	40.6	(40.85)
5 (7)	France	40.9	(41.10)
6, (6)	Czechoslovakia	41.2	(41.41)

(Competitors: 88; Countries: 22; Finalists: 24/6)

#### Teams

USA	Dean Smith, Harrison Dillard, Lindy Remigino, Andy Stanfield
URS	Boris Tokarev/RUS, Levan Kalyayev/RUS, Levan Sanadze/GEO, Vladimir Sukharev/KGZ
HUN	László Zarándi, Géza Varasdi, György Csányi, Béla Goldoványi
GBR	McDonald Bailey, Willie Jack, John Gregory, Brian Shenton
FRA	Alain Porthault, Étienne Bally, Yves Camus, René Bonino
TCH	František Brož, Jiří David, Miroslav Horčic, Zdeněk Pospíšil

The USA were fastest in the preliminary rounds, clocking 40.3 (despite a horrible changeover between Dillard and Remigino) in the heats, and 40.4 in the semis. The USSR, 1950 European Champions, were second quickest with 40.7.

In the final Tokarev surprisingly led Smith, and with better changeovers the Soviets were ahead by a metre at halfway. Remigino caught Sanadze and Stanfield came out of the last baton pass slightly ahead of Sukharev. The best sprinter on view in Helsinki drew away to win by 3m. In view of the fact that the USA team uniquely contained three individual event gold medalists it was a tribute to the USSR teamwork that the Americans could not win by a larger margin from a team without any big name sprinters.

### Melbourne, 1 Dec 1956

			<u>Electrics</u>
1, (6)	United States	39.5	(39.60)
2, (4)	USSR	39.8	(39.93)
3, (1)	Germany/FRG	40.3	(40.34)
4, (3)	Italy	40.3	(40.43)
5, (2)	Great Britain & NI	40.6	(40.74)
6, (5)	Poland	40.6	(40.75)

(Competitors: 72; Countries: 18; Finalists: 24/6)

#### Teams with unofficial splits

USA	Ira Murchison 10.8, Leamon King 9.2, Thane Baker 9.7, Bobby Morrow 9.8
URS	Leonid Bartenyev/UKR, Boris Tokarev/RUS, Yuriy Kononov/KGZ, Vladimir Sukharev/KGZ
GER/FRG	Lothar Knörzner, Leo Pohl, Heinz Fütterer, Manfred Germar (all FRG)
ITA	Franco Galbiati, Giovanni Ghiselli, Luigi Gnocchi, Vincenzo Lombardo
GBR	Kenneth Box, Roy Sandstrom, David Segal, Brian Shenton
POL	Marian Foik, Janusz Jarzembowski, Edward Schmidt, Zenon Baranowski

The USA were fastest in the first two rounds with times of 40.5 (40.52) and 40.3 (40.34), though the USSR was only 0.02 slower in winning the second semi-final. Ira Murchison gave the USA a slight lead on the opening leg in the final. This was extended to 4m by Leamon King's

electrifying leg, but the lead was dissipated by more than 2m because of a poor handover caused by Baker underestimating King's speed. Baker gained a little on Konovalov, and gave Morrow a 2m advantage over Sukharev at the changeover. Morrow, carrying a thigh injury, gained no more than a metre as the USA finished with a world record of 39.5 (39.60). The USSR set a European record of 39.8 (39.83), Germany overhauled Italy to take the bronze medal.

### Rome, 8 Sep 1960

		<u>Electrics</u>	
1,	(5) Germany/FRG	39.5=WR	(39.66)
2,	(4) USSR	40.1	(40.24)
3,	(6) Great Britain & NI	40.2	(40.32)
4,	(3) Italy	40.2	(40.33)
5,	(2) Venezuela	40.7	(40.83)
	(1) United States	DQ (r170.7) (39.4)	(39.60)

(Competitors: 78; Countries: 19; Finalists: 24/6)

#### Teams

GER/FRG	Bernd Cullmann, Armin Hary, Walter Mahlendorf, Martin Lauer (all FRG)
URS	Gusman Kosanov/KAZ, Leonid Bartenev/UKR, Yuriy Konovalov/AZE, Edvin Ozolin/RUS
GBR	Peter Radford, David Jones, David Segal, "Nick" Whitehead
ITA	Armando Sardi, Pier Giorgio Cazzola, Salvatore Giannone, Livio Berruti
VEN	Clive Bonas, Lloyd Murad, Emilio Romero, Rafael Romero
USA	Frank Budd, Ray Norton, Stone Johnson, Dave Sime

The United States and Germany were the teams to watch after times of 39.7 by the USA in both rounds and a similar 39.7 after a world-record equalling 39.5 by Germany in the first round. The USA were slightly behind Germany as the lead-off men neared the first changeover. Frank Budd approached Norton, the latter started a fraction too soon, anxious to do well after his poor individual runs. He began to move away from Budd and almost stopped as his teammate yelled at him, but took over the baton beyond the zone. Norton flew down the back straight gaining on 100m winner Armin Hary, but another poor exchange sent Stone Johnson off 3m behind Mahlendorf, and Sime received the baton a metre behind the German team. Sime powered past Martin Lauer to cross the line half a metre ahead, but the team was then disqualified. Britain, who had made the final only when Nigeria were disqualified, were promoted to third behind the Soviet team, after a first changeover between Radford and Jones which seemed suspiciously similar to that of the USA.

### Tokyo, 21 Oct 1964

		<u>Electrics</u>	
1,	(7) United States	39.0WR	(39.06)
2,	(6) Poland	39.3	(39.36)
3,	(2) France	39.3	(39.36)
4,	(4) Jamaica	39.4	(39.49)
5,	(8) USSR	39.4	(39.50)
6,	(5) Venezuela	39.5	(39.53)
7,	(3) Italy	39.5	(39.54)
8,	(1) Great Britain & NI	39.6	(39.69)

(Competitors: 85; Countries: 21; Finalists: 32/8)

#### Teams

USA	Paul Drayton, Gerry Ashworth, Richard Stebbins, Bob Hayes
POL	Andrzej Zieliński, Wiesław Maniak, Marian Foik, Marian Dudziak
FRA	Paul Genevay, Bernard Laidebeur, Claude Piquemal, Jocelyn Delecour
JAM	Pablo McNeill, Patrick Robinson, Lynworth Headley, Dennis Johnson
URS	Edvin Ozolin/RUS, Boris Zubov/RUS, Gusman Kosanov/KAZ, Boris Savchuk/UKR
VEN	Arquimedes Herrera, Lloyd Murad, Rafael Romero, Hortensio Fucil
ITA	Livio Berruti, Ennio Preatoni, Sergio Ottolina, Pasquale Giannattasio
GBR	Peter Radford, Ronald Jones, Menzies "Ming" Campbell, Lynn Davies

Italy were fastest in the heats with 39.7, as compared to 39.8 for the United States and France. The US team ran 39.5 in the semis, with six other teams on 39.6; both rounds featured Hayes making up 2-3m on the opposition for the American team. Both Trenton Jackson and Mel Pender were injured in Tokyo so 200m men Drayton and Stebbins were brought into the US lineup for the final.

Zieliński led on the first leg with Genevay and McNeill just behind, and Drayton, with a slight injury, half a metre back; this became 2m after a poor pass. Maniak and Foik kept Poland ahead of France and Jamaica, as the USA showed good speed but abject baton passing. Hayes took the baton in around fifth place, 3m behind Dudziak and Delecour. With virtually all eyes on him he swept past the field within 30m and kept going, winning by 3m in a world record 39.0. Times of 8.5 and 8.6 for Hayes' leg seem a little generous, as he made up 6m on a man who ran 10.52 in the individual event, suggesting a time in the order of 8.80-8.90 for his 100m ... similar to Carl Lewis's time in Barcelona 28 years later on a rather better surface. Hayes himself later asserted that had he run the individual 100m with the same alacrity as his relay leg, his time would have been less than 10 seconds.

### Mexico City, 20 Oct 1968

		<u>Electrics</u>	
1,	(2) United States	38.2WR	(38.24)
2,	(1) Cuba	38.3	(38.40)
3,	(8) France	38.4	(38.43)
4,	(5) Jamaica	38.4	(38.47)
5,	(4) GDR	38.6	(38.66)
6,	(7) FRG	38.7	(38.76)
7,	(6) Italy	39.2	(39.22)
8,	(3) Poland	39.2	(39.22)

(Competitors: 76; Countries: 19; Finalists: 32/8)

#### Teams with unofficial splits

USA	Charlie Greene, Mel Pender, Ronnie Ray Smith, Jim Hines 9.1
CUB	Hermes Ramirez, Juan Morales, Pablo Montes, Enrique Figuerola
FRA	Gérard Fenouil, Jocelyn Delecour, Claude Piquemal, Roger Bambuck
JAM	Errol Stewart, Michael Fray, Clifton Forbes, Lennox Miller
GDR	Heinz Erbstößer, Hartmut Schelter, Peter Haase, Harald Eggers
FRG	Karl-Peter Schmidtke, Gert Metz, Gerhard Wucherer, Joachim Eigenherr
ITA	Sergio Ottolina, Ennio Preatoni, Angelo Sguazzero, Livio Berruti
POL	Wiesław Maniak, Edward Romanowski, Zenon Nowosz, Marian Dudziak

The altitude did wonders for the times. Cuba won the first heat from the USA – 38.7 to 38.8, both national records – with Greene leaving the USA more than 5m back on the first leg. Jamaica then equalled the world record with 38.6, and the GDR won the final heat in 38.9, equalling the European record. Later in the day Jamaica and the GDR improved to 38.3 (38.39), a new world record, and 38.7 (38.72), a European best. Cuba then edged the USA, 38.6 for both teams, with France third in 38.8, again national records for all teams. The normally well drilled Soviet team dropped the baton, after almost doing so in their heat.

In the final Charlie Greene was no longer hobbling, and the USA were in contact with Cuba and Jamaica, as both Caribbean teams had poor changeovers. Cuba showed better speed than the rest until the last changeover when Figuerola took over with 1.5m to spare over Hines. France were half a metre behind the USA. The technically proficient GDR team was in second place just ahead of the USA. Hines ran a scorching leg, almost certainly sub-9 seconds, to win by 2m from Cuba, while Bambuck just held off Miller, who lost only a metre to Hines. The first four teams crushed the pre-Olympic world record.

### Munich, 10 Sep 1972

1,	(1) United States	38.19WR
2,	(4) USSR	38.50
3,	(7) FRG	38.79

4, (8)	Czechoslovakia	CZE	38.82
5, (6)	GDR		38.90
6, (5)	Poland		39.03
7, (3)	France		39.14
8, (2)	Italy		39.14

(Competitors: 109; Countries: 27; Finalists: 32/8)

Teams with unofficial splits

USA	Larry Black 10.3, Robert Taylor 9.3, Gerald Tinker 9.4, Eddie Hart 9.25
URS	Aleksandr Kornelyuk/AZE 10.3, Vladimir Lovetskiy/BLR 9.5, Juris Silovs/LAT 9.6, Valeriy Borzov/UKR 9.21
FRG	Jobst Hirscht, Karl-Heinz Klotz, Gerhard Wucherer, Klaus Ehl
TCH (CZE)	Jaroslav Matoušek, Juraj Demeč, Jiří Kynos, Ludvík Bohman
GDR	Manfred Kokot, Bernd Borth, Hans-Jürgen Bombach, Siegfried Schenke
POL	Stanisław Wagner, Tadeusz Cuch, Jerzy Czerbniak, Zenon Nowosz
FRA	Patrick Bourbeillon, Jean-Pierre Gres, Gérard Fenouil, Bruno Cherrier
ITA	Vincenzo Guerini, Ennio Preatoni, Luigi Benedetti, Pietro Mennea 9.20

The USA were the only team to duck under 39 seconds in the heats, and proceeded to clock 38.54, the fastest time ever at low altitude, in the semi-finals. The team excluded Rey Robinson, with coach Stan Wright preferring Larry Black after his fine curve running in the 200m. Six of the teams in the final ran between 38.86 and 39.06 in the semi-finals, with Cuba unlucky not to qualify with 39.04 in the heat won by the USA.

In the final Black ran a fine opening leg, held by the explosive little Kornelyuk, and Taylor and Tinker – the latter a cousin of Black – opened up a 4m lead. The hoped for duel between Hart and Borzov was spoilt, and Hart came home the winner with a world record-equalling 38.2. Borzov gained half a metre on Hart but was never in a position to catch the Americans.

**Montreal, 31 Jul 1976**

1, (2)	United States	38.33
2, (1)	GDR	38.66
3, (7)	USSR	38.78
4, (3)	Poland	38.83
5, (4)	Cuba	39.01
6, (5)	Italy	39.08
7, (8)	France	39.16
8, (6)	Canada	39.47

(Competitors: 80; Countries: 20; Finalists: 32/8)

Teams with unofficial splits

USA	Harvey Glance, Johnny Jones, Millard Hampton, Steve Riddick 9.11
GDR	Manfred Kokot, Jörg Pfeifer, Klaus-Dieter Kurrat, Alexander Thieme
URS	Aleksandr Aksinin/RUS, Nikolay Kolesnikov/RUS, Juris Silovs/LAT, Valeriy Borzov/UKR
POL	Andrzej Swierczyński, Marian Woronin, Bogdan Grzejszczak, Zenon Licznarski
CUB	Francisco Gómez, Alejandro Casañas, Hermes Ramírez, Silvio Leonard
ITA	Vincenzo Guerini, Luciano Caravani, Luigi Benedetti, Pietro Mennea
FRA	Jean-Claude Amoureux, Joseph Arame, Lucien Sainte-Rose, Dominique Chauvelot
CAN	Hugh Spooner, Marvin Nash, Albin Dukowski, Hugh Fraser

The Americans were keen to make up for not gaining any medal in the individual 100m, and were fastest in the heats (38.76) and semi-finals (38.51). In the final Glance was level with Kokot and Aksinin, before Jones blasted away from the opposition, passing well to Hampton with a 1.5m lead. Hampton ran the bend well, and sent Riddick away with a lead of 3m, which he increased slightly. Behind him, Thieme held off Borzov, who finished his career with his fifth Olympic medal.

**Moscow, 1 Aug 1980**

1, (6)	USSR	38.26
2, (1)	Poland	38.33
3, (2)	France	38.53

4, (5)	Great Britain & NI	38.62
5, (8)	GDR	38.73
6, (3)	Bulgaria	38.99
7, (7)	Nigeria	39.12
8, (4)	Brazil	39.54

(Competitors: 64; Countries: 16; Finalists: 32/8)

Teams

URS	Vladimir Muravyov/KAZ, Nikolay Sidorov/RUS, Aleksandr Aksinin/RUS, Andrey Prokofyev/RUS
POL	Krzysztof Zwoliński, Zenon Licznarski, Leszek Dunecki, Marian Woronin
FRA	Antoine Richard, Pascal Barré, Patrick Barré, Hermann Panzo
GBR	Mike McFarlane, Allan Wells, Cameron Sharp, Drew McMaster
GDR	Sören Schlegel, Eugen Ray, Bernhard Hoff, Thomas Munkelt
BUL	Pavel Pavlov, Vladimir Ivanov, Ivaylo Karanyotov, Petar Petrov
NGR	Hammed Adio, Kayode Elegbede, Samson Oyeledun, Peter Okodogbe
BRA	Milton de Castro, Nelson dos Santos, Katsuhiko Nakaya, Altevir de Araujo

Poland, the GDR and Cuba were considered co-favourites in the absence of the USA. In the heats Tomas González (CUB) set off too early, failing to get the baton from Silvio Leonard, who, sensing that this was his last opportunity for Olympic glory, showed his anguish by crying and beating his head against the track for a long time after the race. The Soviet Union won their heat in 38.68, and the GDR won the other heat in 38.65 from Poland (38.83).

The field was level at the first exchange in the final, but Eugen Ray took 2m out of the leading teams on the second leg, losing part of it when having to slow for late-starting Bernhard Hoff. Dunecki ran a good bend for Poland on the tight inside lane, but was 1.5m behind the Soviet team at the final changeover. Woronin gained on Prokofyev, but surprisingly less than a metre, as the hurdler held on well. Behind them France eased away from Britain on the last leg for the bronze medal.

**Los Angeles, 11 Aug 1984**

1, (5)	United States	37.83WR
2, (1)	Jamaica	38.62
3, (6)	Canada	38.70
4, (3)	Italy	38.87
5, (2)	FRG	38.99
6, (7)	France	39.10
7, (4)	Great Britain & NI	39.13
8, (8)	Brazil	39.40

(Competitors: 85; Countries: 20; Finalists: 32/8)

Teams with splits

USA	Sam Graddy 10.29, Ron Brown 9.19, Calvin Smith 9.41, Carl Lewis 8.94
JAM	Albert Lawrence, Greg Meghoo, Don Quarrie, Ray Stewart 9.28, [Norman Edwards ht]
CAN	Ben Johnson, Tony Sharpe, Desai Williams, Sterling Hinds 9.47
ITA	Antonio Ullo, Giovanni Bongiorno, Stefano Tilli, Pietro Mennea 9.25
FRG	Jürgen Koffler, Peter Klein, Jürgen Evers, Ralf Lübke 9.37 [Christian Zirkelbach ht]
FRA	Antoine Richard, Jean-Jacques Boussemart, Marc Gasparoni, Bruno Marie-Rose 9.40
GBR	Daley Thompson, Donovan Reid, Mike McFarlane, Allan Wells 9.30
BRA	Arnaldo Silva, Nelson dos Santos, Katsuiiko Nakaia, Paulo Correia 9.44, [Robson da Silva ht]

Jamaica (38.93/38.67) and the USA (38.89/38.44) were the fastest in the first two rounds, with Lewis supplying the quickest leg; a relaxed looking 9.12 in the semi-finals. In the final Ben Johnson started well, and gained a metre on Graddy's 10.29. Ron Brown pulled back the lead of Canada, and a good exchange sent Calvin Smith half a metre clear of Desai Williams. Smith ran a superb curve and passed to Lewis nearly 5m ahead of the field. The gold – Lewis's fourth of the Games – was already decided, but the question was whether the USA could beat their world record from the 1983 World Championships. Lewis ran a flowing powerful leg of 8.94 to beat the record by 0.03 seconds, with Jamaica passing Canada with 25m to go.

## Seoul, 1 Oct 1988

1, (4)	USSR	38.19
2, (3)	Great Britain & NI	38.28
3, (6)	France	38.40
4, (7)	Jamaica	38.47
5, (5)	Italy	38.54
6, (2)	FRG	38.55
7, (1)	Canada	38.93
8, (8)	Hungary	39.19

(Competitors: 127; Countries: 30; Finalists: 32/8)

## Teams with splits

URS	Viktor Bryzgin/UKR, Vladimir Krylov/UKR, Vladimir Muravyov/KAZ, Vitaly Savin/KAZ 9.12
GBR	Elliot Bunney, John Regis, Mike McFarlane, Linford Christie 8.95, [Clarence Callender ht]
FRA	Bruno Marie-Rose, Daniel Sangouma, Gilles Quénehervé, Max Morinière 9.26
JAM	Christopher Faulknor, Greg Meghoo, Clive Wright, John Mair 9.10
ITA	Ezio Madonia, Sandro Floris, Pierfrancesco Pavoni, Stefano Tilli 9.16
FRG	Fritz Heer, Christian Haas, Peter Klein, Dirk Schweisfurth 9.34
CAN	Desai Williams, Atlee Mahorn, Cyprion Enweani, Brian Morrison 9.55, [Andrew Mowatt ht]
HUN	György Bakos, László Karaffa, István Tatár, Attila Kovács 9.32

The Soviet Union (38.82), France (38.87) and USA (38.98) were the only teams under 39 in the heats, but the Americans, running in bizarre-looking space age suits botched the final exchange when Lee McNeill failed to take the baton cleanly from the experienced Calvin Smith. They were disqualified for passing the stick beyond the exchange zone. France (38.49) and the Soviets (38.55) were the semi-final winners, with Britain (38.52) just behind the French.

Bryzgin led off well for the Soviets in the final, giving them a metre lead, and excellent baton passing gave anchorman Savin a slight lead over the quick French team, which the Kazakh built upon. Behind him, 100m silver medallist Christie gained 2m to move Britain from fourth to second with a sub-9 anchor leg. The winning team, a Ukrainian/Kazakhstan combination included Muravyov, who became the fourth man to win a second gold medal in the sprint relay (the others being Loren Murchison, Frank Wykoff (3), and Harrison Dillard).

## Barcelona, 8 Aug 1992

1, (4)	United States	37.40WR
2, (5)	Nigeria	37.98
3, (3)	Cuba	38.00
4, (6)	Great Britain & NI	38.08
5, (8)	Unified Team	38.17
6, (7)	Japan	38.77
7, (1)	Austria	39.30
8, (2)	Ivory Coast	39.31

(Competitors: 104; Countries: 25; Finalists: 32/8)

## Teams with unofficial splits

USA	Michael Marsh 10.00, Leroy Burrell, Dennis Mitchell, Carl Lewis 8.85 [James Jett ht]
NGR	Oleyumi Kayode, Chidi Imoh, Olapade Adeniken, Davidson Ezinwa, [Osmond Ezinwa ht]
CUB	Andrés Simon, Joel Lamela, Joel Isasi, Jorge Aguilera
GBR	Marcus Adam, Tony Jarrett, John Regis, Linford Christie [Jason John ht]
EUN	Pavel Galkin/RUS, Edvin Ivanov/RUS, Andrey Fedoriv/RUS, Vitaly Savin/KAZ
JPN	Shinji Aoto, Hisatsugu Suzuki, Satoru Inoue, Tatsuo Sugimoto
AUT	Christoph Pöstinger, Thomas Renner, Andreas Berger, Franz Ratzenberger
CIV	Franck Waota, Jean-Oliver Zirignon, Gilles Bogui, Oattara Lagazane

With Carl Lewis confirmed as the USA's anchor after Mark Witherspoon had to retire because of injury, the United States were hot favourites to win. Fastest in the semis with 38.14, they were clearly under threat from Nigeria, who won their semi-final win in an African record 38.21. The trio of Marsh, Burrell and Mitchell ran well, but only

handed over to Lewis with a lead of a metre over Nigeria and Cuba, with Britain 2m back after a bad final exchange. Lewis flew away from the opposition, running 8.85 for his leg, to lead the USA to a world record 37.40, breaking their own record by 0.10 seconds.

## Atlanta, 3 Aug 1996

1, (6)	Canada	37.69
2, (4)	United States	38.05
3, (3)	Brazil	38.41
4, (7)	Ukraine	38.55
5, (2)	Sweden	38.67
6, (5)	Cuba	39.39
(8)	France	DNF
(1)	Ghana	DQ (r170.11)

(Competitors: 154; Countries: 37; Finalists: 32/8)

## Teams with splits

CAN	Robert Esmie 10.47, Glenroy Gilbert 9.02, Bruny Surin 9.25, Donovan Bailey 8.95 [Carlton Chambers ht & sf]
USA	Jon Drummond 10.37, Tim Harden 9.36, Michael Marsh 9.27, Dennis Mitchell 9.05 [Tim Montgomery ht & sf]
BRA	Arnaldo Silva 10.56, Robson da Silva 9.32, Edson Ribeiro 9.34, André sa Silva 9.19
UKR	Konstantin Rurak 10.55, Sergey Osovich 9.25, Oleg Kramarenko 9.49, Vladislav Dologodin 9.26
SWE	Peter Karlsson 10.43, Torbjörn Mårtensson 9.50, Lars Hedner 9.30, Patrik Strenius 9.44
CUB	Andrés Simon 10.84, Joel Lamela 9.42, Joel Isasi 9.59, Luis Pérez 9.54 [Iván García ht & sf]
FRA	Hermann Lomba 10.90, Régis Groisard 9.38, Pascal Theophile, Needy Guims
GHA	Aziz Zakari, Christian Nsiah, Albert Agyemang, Emmanuel Tuffour [Eric Nkansah sf]

The biggest story surrounding the relay was unfortunately not the race itself, but the race to be on the United States team. Lewis had eliminated himself from team selection by not attending mandatory team practices in North Carolina, but after he won the long jump a certain amount of lobbying for Lewis's inclusion – some of it by Lewis – was promulgated.

The USA (38.58) and Canada (38.68) were fastest in the heats, and after Canada won the first semi-final in 38.36, the USA then ran 37.96. The two teams had been anchored by 100m champion Bailey (8.93) and Dennis Mitchell (8.98), and a great final was in prospect. Charlie Greene, relay gold medallist in 1968 and relay coach in Atlanta replaced third-leg sprinter Tim Montgomery with the experienced Michael Marsh for the final. Drummond ran well and led Esmie by a metre at the changeover, a cautious one. Gilbert quickly caught Tim Harden, who lost ground when adjusting the baton, and the USA trailed by 2m at halfway. Bruny Surin and Marsh were virtually even through their segments, and Bailey took over 2m ahead of Mitchell, with Brazil and Sweden level 2m behind just ahead of the Ukraine. Mitchell would have needed to be Bob Hayes at his best to get anywhere close to the flying Bailey, and Canada eventually won by nearly 4m. It was not the first time the USA had lost the 4x100m relay, but it was the first time they had been outrun.

Ghana were out on the track ready to race, but were disqualified before starting because they had illegally brought back a runner (Christian Nsiah) who had competed in in the first round but not the semi-final. The rule then in force was removed at the 2007 IAAF Congress.

## Sydney, 30 September 2000

1, (5)	United States	37.61
2, (4)	Brazil	37.90
3, (3)	Cuba	38.04
4, (6)	Jamaica	38.20
5, (7)	France	38.49

6, (2) Japan	38.66
7, (8) Italy	38.67
8, (1) Poland	38.96

(Competitors: 168; Countries: 40; Finalists 32/8)

**Teams**

USA	Jon Drummond, Bernard Williams, Brian Lewis, Maurice Greene [Kenny Brokenburr ht, Tim Montgomery ht]
BRA	Vicente de Lima, Edson Ribeiro, André da Silva, Claudinei da Silva [Claudio de Souza ht]
CUB	José César, Luis Pérez, Ivan García, Freddy Mayola
JAM	Lindel Frater, Dwight Thomas, Chris Williams, Llewellyn Bredwood [Donovan Powell ht]
FRA	Frédéric Krantz, David Patros, Christoph Cheval, Needy Guims [Jérôme Eyana ht]
JPN	Shigeyuki Kojima, Koji Ito, Shingo Suetsugu, Nobuhara Asahara [Shingo Kawabata ht & sf]
ITA	Francesco Scuderi, Alessandro Cavallaro, Maurizio Checcucci, Andrea Colombo
POL	Marcin Nowak, Marcin Urbaś, Piotr Balcerzak, Ryszard Pilarczyk

The United States were again heavy favourites, but prospective medalists Great Britain were disqualified in the first round for a faulty changeover. The USA, with two reserve runners, won their heat in 38.15, and improved to 37.82 in the semi-finals. Cuba won the other heat in 38.16. Jamaica and Brazil were both runners-up in the time of 38.27.

In the final the USA produced safe passes on the first two changeovers before Lewis drew away from the field to give Greene a two metres lead. The individual champion added another metre to finish with the sixth-fastest time ever of 37.61. Cuba held second place until the final leg where Claudinei da Silva gained two metres on Freddy Mayola to win the silver medal.

**Athens, 28 Aug 2004**

1, (3) Great Britain & NI	38.07
2, (5) United States	38.08
3, (4) Nigeria	38.23
4, (7) Japan	38.49
5, (6) Poland	38.54
6, (1) Australia	38.56
7, (8) Trinidad	38.60
8, (2) Brazil	38.67

(Competitors: 65; Countries: 16; Finalists: 32/8)

**Teams**

GBR	Jason Gardener, Darren Campbell, Marlon Devonish, Mark Lewis-Francis
USA	Shawn Crawford, Justin Gatlin, Coby Miller, Maurice Greene [Darvis Patton]
NGR	Olusoji Fasuba, Uchenna Emedolu, Aaron Egbele, Deji Aliu
JPN	Hiroyasu Tsuchie, Shingo Suetsugu, Shinji Takahira, Nobuhara Asahara
POL	Zbigniew Tulin, Łukasz Chyła, Marcin Jędrusiński, Marcin Urbaś
AUS	Adam Basil, Paul di Bella, Pat Johnson, Joshua Ross
TTO	Nic Alexander, Marc Burns, Ato Boldon, Darrel Brown
BRA	Cláudio Souza, Edson Ribeiro, André Domingos, Vicente de Lima

The event became simplified under a ruling that only the top 16 seeded teams would be eligible to compete, thereby restricting the event to two rounds. Nigeria won the first heat in 38.27, whilst Germany – second fastest team prior to the Games with 38.30 – ran 38.64 and were eliminated in sixth place. The USA won the other heat easily in 38.02, a full five metres ahead of Britain (38.53).

The USA was ahead on the first leg of the final when Crawford had to slow to get the baton to Gatlin, enabling Campbell and Emedolu to catch up. Gatlin then gained more than a metre on the opposition, but Miller started out early and had to slow drastically to get the baton. Gatlin later noted that things were made worse when “I stepped on the back of his (Miller’s) shoe”. The experienced duo of Campbell and Devonish fared much better, and Britain took a lead of 2m at the last exchange when both the Nigerian and American anchors looked back before receipt, but Lewis-Francis did not. Greene closed on Lewis-

Francis, but the Briton was just able to hold off the American in the closest finish in the event’s history. Nigeria finished well clear of Japan for the bronze.

**Beijing, 22 Aug 2008**

1, (5) Jamaica	37.10WR
2, (4) Trinidad & Tobago	38.06
3, (7) Japan	38.15
4, (3) Brazil	38.24
5, (9) Germany	38.58
6, (6) Canada	38.66
(2) PR of China	DQ (r170.7)
(8) Netherlands	DQ (r170.7)

(Competitors: 66; Countries: 16; Finalists: 32/8)

**Teams with unofficial splits**

JAM	Nesta Carter 10.41, Michael Frater 9.01, Usain Bolt 8.98, Asafa Powell 8.70 [Dwight Thomas]
TTO	Keston Bledman, Marc Burns, Emmanuel Callender, Richard Thompson [Aaron Armstrong]
JPN	Naoki Tsukahara, Shingo Suetsugu, Shinji Takahira, Nobuhara Asahara
BRA	Vicente de Lima, Sandro Viana, Bruno de Barros, José Moreira
GER	Tobias Unger, Till Helmke, Alexander Kosenkow, Martin Keller
CAN	Hank Palmer, Anson Henry, Jared Connaughton, Pierre Browne
CHN	Wen Yongyi, Zhang Peimeng, Lu Bin, Hu Kai
NED	Maarten Heisen, Guus Hoegmoed, Patrik van Luijk, Caimin Douglas

The first of the two heats saw four of the eight teams failing to finish, with the USA the shock casualties. Leading into the final exchange, Darvis Patton failed to get the baton to Tyson Gay, while Nigeria, Poland and South Africa followed suit. Trinidad were easy winners in 38.26, while Japan, with three of its Athens squad still intact, were second in 38.52. In the second heat, Jamaica, resting Bolt, made 38.31 look easy, while Britain, challenging for second place, were disqualified when Craig Pickering set off too early on the anchor leg, and took the baton beyond the exchange zone.

In the final, Jamaica took a slight lead from Japan on the first leg, and Frater increased the lead to about a metre with his 9.01 carry. Burns moved Trinidad into second place ahead of Japan. Bolt changed the tenor of the race, running what was probably the first ever sub-9 second third leg despite a baton change which could be politely described as very safe. A similarly careful exchange to Powell followed, and showing his true quality the former world record holder took a four-metre lead and turned it into one of 10m, covering his stint in a breathtaking 8.70. Whereas the 2004 title was decided by one hundredth, the winning margin here was almost a full second as the long-standing world record was lowered from 37.40 to 37.10.

Trinidad had momentarily dropped behind Japan and Brazil after the last exchange, but then Thompson raced clear to claim his second Beijing silver.

**London, 11 Aug 2012**

1, (6) Jamaica	36.84WR
2, (9) Trinidad & Tobago	38.12
3, (3) France	38.16
4, (4) Japan	38.35
5, (8) Netherlands	38.39
6, (2) Australia	38.43
(5) Canada	DQ (r163.3) (38.07)
(7) United States	DQ (r40.9) (37.04)

Rightful finalists (in place of the United States):

Poland (5h2, 38.31)

(Athletes 67; Countries: 16, Finalists: 8)

**Teams with unofficial splits**

JAM	Nesta Carter 10.28, Michael Frater 9.07, Yohan Blake 9.09, Usain Bolt 8.70 [Kemar Bailey-Cole]
TTO	Keston Bledman, Marc Burns, Emmanuel Callender, Richard Thompson



FRA	Jimmy Vicaut, Christoph Lmaitre, Pierre-Alexis Pessoneaux, Ronald Pogonon
JPN	Ryota Yamagata, Masashi Eriguchi, Shinji Takahira, Shota Iizuka
NED	Brian Mariano, Churandy Martina, Giovanni Codrington, Patrick van Luijk
AUS	Anthony Alozie, Isaac Ntiamoah, Andrew McCabe, Joshua Ross
CAN	Gavin Smellie, Seyi Smith, Jared Connaughton, Justyn Warner
USA	Trell Kimmons 10.2, Justin Gatlin 8.9, Tyson Gay DQ (r40.9) (9.0), Ryan Bailey 8.95 [Jeffrey Demps, Davis Patton]
POL	Kamil Masztak, Dariusz Kuć, Robert Kubaczyk, Kamil Kryński

Jamaica and the USA each produced three finalists in the individual 100m, so the relay was a highly anticipated event. Jamaica won the first heat (without Bolt) in 37.39, with Britain clocking 37.93 before being disqualified for a faulty final changeover. The United States won the other heat in a national record 37.38. Poland also set a national best, but was unable to make the final despite clocking 38.31. In fact Poland can be regarded as rightful Olympic finalists, because the 37.38 was ultimately annulled by the IAAF (and IOC) once Tyson Gay's doping disqualification was confirmed – even though he only ran in the final. IAAF Rule 141.1 requires that all team results must be disqualified, regardless of whether or not the athlete who is otherwise a member of the team, has actually competed or not.

Jamaica, using the same quartet which set a world record in the 2011 World Championships, took a small, but clear lead in the final with Carter against Kimmons. Gatlin gained fractionally on Frater on leg two. Blake and Gay were equally well matched on the third leg, and Jamaica had a lead of half a metre as Bolt and Bailey started the anchor legs. Bolt went more than two metres clear by the finish, clocking the first sub-37 second run. It had taken 31 years to go from 39 to 38, 16 more seasons to arrive at a sub-38 second time, and 29 years to sub-37.

Behind the top two, it appeared that Canada had taken third place in 38.07, but Connaughton on leg three had stepped on the line and so his team were announced as disqualified in mid-celebration. Trinidad and Tobago claimed the bronze just ahead of France. It was all change again thanks to the doping guilt of Gay. By the summer of 2015, the IOC had officially upgraded Trinidad and France to silver and bronze respectively.

MEN'S 4 x 100 METRES RELAY										
<b>The Best on Points</b>										
24	Frank Wykoff USA	1928-1, 1932-1, 1936-1								
16	Loren Murchison USA	1920-1, 1924-1								
	Harrison Dillard USA	1948-1, 1952-1								
	Vladimir Muravyov URS (KAZ)	1980-1, 1988-1								
	Carl Lewis USA	1984-1, 1992-1								
	Shinji Takahira JPN	2004-4, 2008-3, 2012-4								
	Marc Burns TTO	2004-7, 2008-2, 2012-2								
	Michael Frater JAM	2008-1, 2012-1								
	Usain Bolt JAM	2008-1, 2012-1								
	Nesta Carter JAM	2008-1, 2012-1								
<b>Most Finals</b>										
3	Wykoff									
	Livio Berruti ITA	1960-4, 1964-7, 1968-7								
	Ennio Preatoni ITA	1964-7, 1968-7, 1972-8								
	Pietro Mennea ITA	1972-8, 1976-6, 1984-4								
	Mike McFarlane GBR	1980-4, 1984-7, 1988-2								
	André da Silva BRA	1996-3, 2000-2, 2004-8								
	Édson Ribeiro BRA	1996-3, 2000-2, 2004-8								
	Vicente de Lima BRA	2000-2, 2004-8, 2008-4								
	Nobuhara Asahara JPN	2000-6, 2004-4, 2008-3								
	Shingo Suetsugu JPN	2000-6, 2004-4, 2008-3								
	Takahira Burns									
<b>Most Appearances</b>										
4	Jocelyn Delecour FRA	1956-4s1, 1960-dq/h4, 1964-3, 1968-3								
	Asahara Burns	1996-dq/h2, 2000-6, 2004-4, 2008-3								
3	41 men	2000-6s2, 2004-7, 2008-2, 2012-2								
<b>Placing Table</b>										
	<b>G</b>	<b>S</b>	<b>B</b>	<b>4</b>	<b>5</b>	<b>6</b>	<b>7</b>	<b>8</b>	<b>M</b>	<b>Points</b>
USA	15	2	-	-	-	-	-	-	17	134
GBR	2	3	2	4	1	1	1	1	7	79
GER	1	3	3	-	5	2	-	-	7	73

## Men's 4x100 Metres Relay, continued

Placing Table										
	<u>G</u>	<u>S</u>	<u>B</u>	<u>4</u>	<u>5</u>	<u>6</u>	<u>7</u>	<u>8</u>	<u>M</u>	<u>Points</u>
FRA	-	1	5	1	3	1	2	-	6	61
URS/EUN	2	4	1	-	2	-	-	-	7	58
ITA	-	1	2	3	1	1	3	1	3	48
JAM	2	1	-	4	-	-	-	-	3	43
CAN	1	-	1	1	2	1	1	1	2	33
POL	-	2	-	1	1	2	-	2	2	31
CUB	-	1	2	-	1	1	-	-	3	26
JPN	-	-	1	2	1	2	-	-	1	26
BRA	-	1	1	1	-	-	-	3	2	21
SWE	-	1	1	-	1	-	-	-	2	17
HUN	-	-	1	2	-	-	-	1	1	17
TTO	-	2	-	-	-	-	1	-	2	16
NGR	-	1	1	-	-	-	1	-	2	15
NED	-	-	1	-	1	1	-	-	1	13
TCH	-	-	-	1	-	1	-	-	0	8
VEN	-	-	-	-	1	1	-	-	0	7
AUS	-	-	-	-	-	2	-	-	0	6
ARG	-	-	-	1	-	-	-	-	0	5
UKR	-	-	-	1	-	-	-	-	0	5
DEN	-	-	-	-	1	-	-	-	0	4
SUI	-	-	-	-	1	-	-	-	0	4
BUL	-	-	-	-	-	1	-	-	0	3
LUX	-	-	-	-	-	1	-	-	0	3
AUT	-	-	-	-	-	-	1	-	0	2
CIV	-	-	-	-	-	-	-	1	0	1
<b>Totals</b>	<b>23</b>	<b>23</b>	<b>22</b>	<b>22</b>	<b>22</b>	<b>18</b>	<b>10</b>	<b>10</b>	<b>68</b>	<b>759</b>
Breakdown of GER placings:										
GER	1	2	2	-	1	-	-	-	5	38
GDR	-	1	-	-	3	-	-	-	1	19
FRG	-	-	1	-	1	2	-	-	1	16
<b>Totals</b>	<b>1</b>	<b>3</b>	<b>3</b>	<b>-</b>	<b>5</b>	<b>2</b>	<b>-</b>	<b>-</b>	<b>7</b>	<b>73</b>

## 4 x 400 Metres Relay

1896-1908: Not held

## Stockholm, 15 Jul 1912

1,	United States	3:16.6WR
2,	France	3:20.7
3,	Great Britain & Ireland	3:23.2

(Competitors: 28; Countries: 7; Finalists: 12/3)

## Teams

USA	Mel Sheppard, Edward Lindberg, Ted Meredith, Charles Reidpath
FRA	Charles Lelong, Robert Schurrer, Pierre Failliot, Charles Poulenard
GBR	George Nicol, Ernest Henley, James Soutter, Cyril Seedhouse

Britain were the fastest of the heat winners, clocking 3:19.0 ahead of Canada (3:22.2). Both the United States (3:23.3) and France (3:22.5) were comfortable victors in their preliminaries. Sheppard gained 5m on Lelong on the first leg, with Nicol, injured, well back, and thereafter the USA gained on each leg, winning by a comfortable 30m with a world record 3:16.6.

## Antwerp, 23 Aug 1920

1,	(4) Great Britain & Ireland	3:22.2
2,	(3) South Africa	3:23.4e
3,	(1) France	3:23.9e
4,	(6) United States	3:24.0e
5,	(5) Sweden	3:24.7e
6,	(2) Belgium	3:25.5e

(Competitors: 24; Countries: 6; Finalists: 24/6)

## Teams

GBR	Cecil Griffiths 50.6 Robert Lindsay 50.6, John Ainsworth-Davis 51.0, Guy Butler 50.0
RSA	Harry Dafel 51.6, Clarence Oldfield 51.2, Jack Oosterlaak 51.6, Bevil Rudd 49.0

FRA	Géorges André 51.0, Gaston Féry 50.8, Maurice Delvart 51.3, André Devaux 50.8
USA	George Schiller 51.2, George Bretnall, Ted Meredith, Frank Shea
SWE	Sven Krokström, Sven Malm, Erik Sundblad, Nils Engdahl
BEL	Jules Migeot, Omer Corteyn, Omer Smets, Francois Morren

There were two superfluous heats eliminating no teams. The teams started without any staggers in a line, and the 19 year-old Griffiths took an early lead, avoiding a collision at the first exchange between Schiller and Krokström, and a similar incident between André and Dafel of the favoured South African team. The British stayed ahead throughout the race, and Rudd went from fourth to second on the anchor leg, while Devaux just held off Shea for the bronze medal. Guy Butler, the British anchorman later became an official and was an avid filmer of athletics meetings for decades. Photographic evidence suggests the winning margin was 8m, rather than the 6m or 15m generally quoted.

### Paris, 13 Jul 1924

1,	United States	3:16.0WR
2,	Sweden	3:17.0
3,	Great Britain & NI	3:17.4
4,	Canada	3:22.8e
5,	France	3:23.4e
6,	Italy	3:28.0e

(Competitors: 28; Countries: 7; Finalists: 24/6)

#### Teams with unofficial splits

USA	Commodore Cochran 50.1, William Stevenson 49.2, Oliver MacDonald 48.5, Alan Helffrich 48.2
SWE	Artur Svensson 50.1, Erik Byléhn 49.8, Gustaf Wejnarth 48.7, Nils Engdahl 48.4
GBR	Edward Toms 49.8, George Renwick 50.2, Richard Ripley 48.5, Guy Butler 48.9
CAN	Horace Aylwin, Allan Christie, David Johnson, William Maynes
FRA	Raymond Fritz, Gasto Féry, Francis Galtier, Barthélémy Favodon
ITA	Guido Cominotto, Luigi Facelli, Alfredo Gargiullo, Ennio Maffiolini

The heats succeeded in eliminating just one team (Finland), and Britain had to make do without the 400m gold medallist Eric Liddell, as he was preaching in church that day. Nevertheless Britain led by 2m at the end of the first leg from the USA and Sweden. Stevenson, who in later life represented the USA as the Ambassador to the Philippines, took charge of the race on the second leg. He gave the US a lead they never relinquished, finishing 5m ahead of Sweden after a 49.2 segment. MacDonald gained slightly on Sweden as Ripley caught Wejnarth. Butler set off in pursuit of Helffrich, but misjudged his pace, and ran out of steam in the last 100m, being passed by Engdahl for silver. Helffrich guided the USA to a world record after running the fastest leg (48.2).

### Amsterdam, 5 Aug 1928

1,	(2) United States	3:14.2WR
2,	(1) Germany	3:14.8e
3,	(5) Canada	3:15.4e
4,	(3) Sweden	3:15.8e
5,	(4) Great Britain & NI	3:16.4e
6,	(6) France	3:19.4e

(Competitors: 56; Countries: 14; Finalists: 24/6)

#### Teams with unofficial splits

USA	George Baird 48.2, Emerson Spencer 47.8, Fred Alderman 49.4, Ray Barbuti 48.8
GER	Otto Neumann 48.8, Richard Krebs 49.2, Harry Storz 48.2, Hermann Engelhard 48.6
CAN	Alex Wilson 49.2, Phil Edwards 48.6, Stanley Glover 50.0, James Ball 47.6
SWE	Björn Kugelberg 51.0, Bertil von Wachenfeldt 49.4, Erik Byléhn 47.4, Sten-Pelle Pettersson 48.0
GBR	Roger Leigh-Wood 48.9, William Craner 51.4, John Rinkel 48.5, Douglas Lowe 47.6
FRA	Georges Krottoff, Joseph Jackson, Georges Dupont, René Féger

The track had not been kind to the sprinters at the 1928 Olympics, the heavy surface slowing times appreciably. However, the lack of big

international quality 4 x 400m races meant that the world record from 1924 was vulnerable. The USA led from the gun, but after two legs their advantage was just 2m over Canada, with Germany a similar distance behind in third place. "Bud" Spencer extended the USA lead to 6m with a 47.8 leg, though Byléhn produced the fastest 400m of the race (47.4) to bring Sweden into contact with Canada. The individual champion, Barbuti, took the USA home 5m ahead in the world record time of 3:14.2, with Germany a clear second ahead of Canada. The British team, thought to be of medal capability lost two seconds when Craner started too early and had to retrace his steps to take the baton.

### Los Angeles, 7 Aug 1932

			<u>Electric</u>
1,	(3) United States	3:08.2WR	(3:08.14)
2,	(5) Great Britain & NI	3:11.2	
3,	(2) Canada	3:12.8	
4,	(1) Germany	3:14.4	
5,	(4) Japan	3:14.6	
6,	(6) Italy	3:17.8	

(Competitors: 28; Countries: 7; Finalists: 24/6)

#### Teams with unofficial splits

USA	Ivan Fuqua 47.1, Edgar Ablowich 47.6, Karl Warner 47.3, Bill Carr 46.2
GBR	Crew Stoneley 48.8, Tommy Hampson 47.6, Lord Burghley 46.7, Godfrey Rampling 48.1
CAN	Raymond Lewis 49.5, James Ball 47.9, Phil Edwards 48.1, Alex Wilson 47.3
GER	Jochen Büchner 48.0, Walter Nehb 48.2, Adolf Metzner 49.1, Otto Peltzer 49.1
JPN	Itaro Nakajima 49.0, Iwao Masuda 48.8, Seikan Oki 47.7, Teiichi Nishi 49.1
ITA	Giacomo Carlini, Giovanni Turba, Mario De Negri, Luigi Facelli

The result was little in doubt, particularly after the United States beat the listed world record of 3:14.2 with 3:11.8 in the heats, despite Carr jogging the last few metres. Ivan Fuqua gave the USA a head start in the final with an opening leg of 47.1, beyond the capabilities of all non-American 400m men of the time. Despite a fine leg of 46.7 by Lord Burghley, it was clear that barring accidents the USA would win with world record holder Carr on the anchor leg. Rampling made a valiant attempt to close on Carr, but suffered for it in the last third of his leg, as Carr produced the fastest split of the race (46.2), leading the USA to the first sub-3:10 clocking.

### Berlin, 9 Aug 1936

1,	(6) Great Britain & NI	3:09.0
2,	(4) United States	3:11.0
3,	(2) Germany	3:11.8
4,	(5) Canada	3:11.8
5,	(1) Sweden	3:13.0
6,	(3) Hungary	3:14.8

(Competitors: 49; Countries: 12; Finalists: 24/6)

#### Teams with unofficial splits

GBR	Freddie Wolff 49.2, Godfrey Rampling 46.7, Bill Roberts 46.4, Godfrey Brown 46.7
USA	Harold Cagle 48.7, Robert Young 47.6, Edward O'Brien 46.7, Alfred Fitch 48.0
GER	Helmut Hamann 49.3, Friedrich von Stülpnagel 48.3, Harry Voigt 46.6, Rudolf Harbig 47.6
CAN	Marshall Limon 47.9, Phil Edwards 48.5, William Fritz 48.3, John Loaring 47.1
SWE	Sven Strömberg, 49.5 Per Edfeldt 48.0, Olle Danielsson 48.0, Bertil von Wachenfeldt 47.5
HUN	Tibor Ribényi 49.8, Zoltán Zsitvai 48.6, József Vadas 48.5, József Kovacs 47.9

Having changed their policy in the 4 x 100m relay and used their top men, the USA inexplicably did not use Williams and LuValle in the 4 x 400m relay. As a result, the gold was virtually handed to the British.

After Limon led the first leg by 6m from Cagle, Rampling took over for Britain, running a storming leg of 46.7 to take a 3m lead. With Roberts (fourth in the 400m) and Brown (silver medallist) to follow the Britons were not to be denied, and with laps of 46.4 and 46.7 they came home more than 15m clear of the USA. The subsequently great Rudolf Harbig just held off Loaring of Canada for the bronze medal.

### London, 7 Aug 1948

1, (4)	United States	3:10.4
2, (2)	France	3:14.8
3, (6)	Sweden	3:16.0
4, (5)	Finland	3:24.8
(3)	Jamaica	DNF
(1)	Italy	DNF

(Competitors: 60; Countries: 15; Finalists: 24/6)

#### Teams with unofficial splits

USA	Arthur Harnden 48.0, Cliff Bourland 47.3, Roy Cochran 47.8, Mal Whitfield 47.3
FRA	Jean Kerebel, Francis Schewetta, Robert Chefdhôtel, Jacques Lunis
SWE	Kurt Lundqvist, Lars-Erik Wolfbrandt, Folke Alnevik, Rune Larsson
FIN	Tauno Suvanto, Olli Talja, Runar Holmberg, Bertil Storskrubb
JAM	George Rhoden 48.1, Leslie Laing 48.5, Arthur Wint DNF, Herb McKenley
ITA	Giovanni Rocca, Ottavio Missoni, Luigi Paterlini, Antonio Sidi

The USA and Jamaica were set to have a titanic battle, with the Caribbean team boosted by the 400m champion Wint, and the world 400m record holder – Herb McKenley. The USA built up a lead of over 10m on the first two legs, and Wint began to cut down Cochran's lead with his gigantic strides, when a pulled muscle cut down the Jamaican, leaving him lying on the infield while the USA cruised to victory. For Cochran it was a case of keeping things in the family, as his older brother Commodore had won relay gold in 1924.

### Helsinki, 27 Jul 1952

			<u>Electrics</u>
1, (7)	Jamaica	3:03.9WR	(3:04.04)
2, (4)	United States	3:04.0	(3:04.21)
3, (3)	Germany/FRG	3:06.6	(3:06.78)
4, (5)	Canada	3:09.3	(3:09.37)
5, (2)	Great Britain & NI	3:10.0	(3:10.23)
6, (6)	France	3:10.1	(3:10.33)

(Competitors: 72; Countries: 18; Finalists: 24/6)

#### Teams with unofficial splits

JAM	Arthur Wint 46.8, Leslie Laing 47.0, Herb McKenley 44.6, George Rhoden 45.5
USA	Ollie Matson 46.7, Gene Cole 45.5, Charlie Moore 46.3, Mal Whitfield 45.5
GER/FRG	Hans Geister 47.0, Günther Steines 47.3, Heinz Ulzheimer 46.5, Karl-Friedrich Haas 45.8
CAN	Douglas Clement 49.0, John Hutchins 47.0, John Carroll 46.0, James Lavery 47.3
GBR	Leslie Lewis 47.9, Alan Dick 47.4, Terence Higgins 47.4, Nicolas Stacey 47.3
FRA	Jean-Pierre Goudeau 48.5, Robert Bart 47.5, Jacques Degats 47.3, Jean-Paul Martin du Gard 46.8

In an Olympic Games full of exciting competition this was probably the greatest race of all. The United States, with huge (1.88/95kg) Ollie Matson, who was later a great running back in the NFL, took a slim lead on the first leg over '48 champion Wint. Cole then extended that lead with a splendid 45.5 split ahead of the 47.0 of Laing, compared to flat bests of 46.7 and 47.5 for the two men.

As McKenley took over the baton he was more than 12m behind, and he began to make up the deficit in the first half. At halfway he was still some 8m back, and it seemed that he would "blow up" in his attempt to catch the 400m Hurdles winner Charlie Moore. This was McKenley's last opportunity to win a gold medal, and he seized the moment by not only closing on Moore, but passing him in the last few strides after a lap of 44.6 seconds. No-one had ever run a relay leg

under 45 seconds before (Rhoden had run 45.4 in 1950), so McKenley's performance was superlative.

Rhoden now had the task of holding off Whitfield. On paper this was not difficult as he was the Olympic 400m Champion in a race which had seen Whitfield, the 800m winner, finish last. However, Whitfield, with three Olympic gold medals under his belt, was clearly a danger. The whole way round the last lap Rhoden led with Whitfield on his shoulder, and the Jamaican held on to win by a metre, with both teams more than four seconds under the world record – the biggest improvement in the history of the event. Behind the two top teams Germany also broke the old record, with Haas running a fine anchor leg of 45.9.

### Melbourne, 1 Dec 1956

			<u>Electrics</u>
1, (1)	United States	3:04.8	(3:04.81)
2, (3)	Australia	3:06.2	(3:06.19)
3, (2)	Great Britain & NI	3:07.2	(3:07.19)
4, (5)	Germany/FRG	3:08.2	(3:08.27)
5, (4)	Canada	3:10.2	(3:10.33)
(6)	Jamaica	DQ (r163.2)	(3:11.50)

(Competitors: 60; Countries: 15; Finalists: 24/6)

#### Teams with unofficial splits

USA	Lou Jones 47.1, Jesse Mashburn 46.4, Charles Jenkins 45.5, Tom Courtney 45.7
AUS	Leon Gregory 47.6, David Lean 46.6, Graham Gipson 45.9, Kevan Gosper 46.1
GBR	John Salisbury 47.4, Michael Wheeler 46.5, Peter Higgins 46.4, Derek Johnson 46.9
GER	Jürgen Kühl 47.7, Walter Oberste 47.1, Manfred Pörschke 47.1, Karl-Friedrich Haas 46.3
CAN	Laird Sloan 47.8, Murray Cockburn 48.2, Douglas Clement 47.5, Terry Tobacco 46.7
JAM	Keith Gardner 47.6, George Kerr 48.5, Malcolm Spence, Melville Spence

Only Britain (3:08.7) and Germany (3:09.8) broke 3:10 in the heats, with Czechoslovakia the fastest non-qualifiers with 3:10.8. In the final, the United States were threatened for the first half of the race by Australia, who were level at that point, but Jenkins broke open the race with the fastest lap of the day – 45.5 – and Courtney anchored the powerful US squad home with more than 10m advantage over Australia. Jamaica were disqualified for impeding Germany on the second leg.

### Rome, 8 Sep 1960

			<u>Electrics</u>
1, (4)	United States	3:02.2WR	(3:02.37)
2, (2)	Germany/FRG	3:02.7	(3:02.84)
3, (6)	British West Indies	3:04.0	(3:04.13)
4, (1)	South Africa	3:05.0	(3:05.18)
5, (5)	Great Britain & NI	3:08.3	(3:08.47)
6, (3)	Switzerland	3:09.4	(3:09.55)

(Competitors: 76; Countries: 19; Finalists: 24/6)

#### Teams with unofficial splits

USA	Jack Yerman 46.29, Earl Young 45.52, Glenn Davis 45.31, Otis Davis 45.25
GER/FRG	Hans-Jochen Reske 47.11, Manfred Kinder 45.04, Johannes Kaiser 45.83, Carl Kaufmann 44.86
BWI	Malcolm Spence/JAM 46.58, James Wedderburn/BAR 46.41, Keith Gardner /JAM 45.70, George Kerr/JAM 45.64
RSA	Edward Jefferys 47.08, Brian Davis 45.82, Gordon Day 46.39, Malcolm Spence 45.89
GBR	Malcolm Yardley 47.26, Barry Jackson 46.89, John Wrighton 47.63, Robbie Brightwell 46.68
SUI	René Weber 47.62, Ernst Zaugg 47.82, Hansrüdi Bruder 46.87, Christian Wägli 47.24

The fastest leg in the first round came from Josef Trousil (TCH) – 45.4 – but his team was eliminated in 3:11.2. In the semi-finals Canada was anchored by Terry Tobacco's 45.8, but his team was fifth and eliminat-

ed, despite being quicker than the British West Indies, runners-up in the other semi-final.

Yerman, US Trials winner who had been ill in Rome, gave the USA a 3m lead over BWI's Spence in the final, with Reske of Germany in fourth place. Kinder ran a superb leg for Germany, pulling them to within 3m of the USA, with South Africa a metre ahead of BWI. Glenn Davis ensured gold for the USA with his strong 45.31 leg, giving the USA a lead of almost 8m. With Davis – the 400m winner – on the anchor leg, victory was almost assured, but Kaufmann ran a blistering anchor leg of 44.86 in a valiant attempt to catch the USA. Davis ran away from the German in the last 100m after letting Kaufmann get to his shoulder on the final curve. Kerr ran 45.64 in splendid isolation in third place, ahead of South Africa's Spence.

### Tokyo, 21 Oct 1964

1, (2) United States	3:00.7WR
2, (8) Great Britain & NI	3:01.6
3, (4) Trinidad & Tobago	3:01.7
4, (3) Jamaica	3:02.3
5, (1) Germany	3:04.3
6, (7) Poland	3:05.3
7, (5) USSR	3:05.9
8, (6) France	3:07.4

(Competitors: 68; Countries: 17; Finalists: 32/8)

#### Teams with unofficial splits

USA	Ollan Cassell 46.0, Mike Larrabee 44.8, Ullis Williams 45.4, Henry Carr 44.5
GBR	Tim Graham 45.9, Adrian Metcalfe 45.5, John Cooper 45.4, Robbie Brightwell 44.8
TTO	Edwin Skinner 46.0, Kent Bernard 45.3, Edwin Roberts 45.4, Wendell Mottley 45.0
JAM	Lawrence Kahn 46.1, Malcolm Spence 45.4, Melville Spence 45.2, George Kerr 45.6
GER	Jörg Jüttner/FRG 47.1, Hans-Ullrich Schulz/GDR 45.7, Johannes Schmitt/FRG 45.9, Manfred Kinder/FRG 45.6
POL	Marian Filipiuk 47.5, Ireneusz Kluczek 46.0, Stanisław Swatowski 46.3, Andrzej Badeński 45.5
URS	Grigoriy Sverbetov/UKR 46.8, Viktor Bychkov/RUS 46.3, Vasily Anisimov/UKR 46.5, Vadims Arkhipchuk/UKR 46.3
FRA	Michel Hiblot 47.1, Bernard Martin 46.4, Germain Nelzy 47.1, Jean-Pierre Boccardo 46.8

Showing good judgement, the USA picked the Olympic 200m Champion Henry Carr to run the anchor for them. He had run only the 200m in the US Trials, but had produced a 44.3 for the US team in 1963, and was generally considered the best 400m man in the world – though scheduling in 1964 was less kind to 200/400 doublers than in the current era.

Great Britain were the fastest in the heats with 3:04.7, with France the slowest qualifier on 3:07.5. Tim Graham ran a storming opening leg for Britain, the fastest lap of his life – 45.9 – to lead Ollan Cassell and Edwin Skinner by a metre. Adrian Metcalfe went 5m clear of Larrabee by 600m, but the American then turned on the power and went 5m ahead by the changeover, with Bernard and Spence closing on the tiring Briton. Williams maintained the USA's lead, though Ed Roberts caught him after 200m of the leg, and the second Spence twin (Mel) produced a good finish to pass Roberts and hand over 1m ahead of Trinidad and Britain. Mottley and Kerr charged after Carr, catching him momentarily with 200m to go, at which point Carr flowed away elegantly, and won by 8m. Behind him Brightwell ran a fine last 100m cutting down Kerr and then Mottley to take the silver medal.

### Mexico City, 20 Oct 1968

1, (8) United States	2:56.1WR	<u>Electrics</u> (2:56.16)
2, (7) Kenya	2:59.6	(2:59.64)
3, (2) FRG	3:00.5	(3:00.57)
4, (5) Poland	3:00.5	(3:00.58)

5, (6) Great Britain & NI	3:01.2	(3:01.21)
6, (3) Trinidad & Tobago	3:04.5	(3:04.52)
7, (4) Italy	3:04.6	(3:04.64)
8, (1) France	3:07.5	(3:07.51)

(Competitors: 65; Countries: 16; Finalists: 32/8)

#### Teams with unofficial splits

USA	Vince Matthews 45.0, Ron Freeman 43.2, Larry James 43.8, Lee Evans 44.1
KEN	Charles Asati 44.6, Munyoro Nyamau 45.2, Naftali Bon 45.2, Daniel Rudisha 44.6
FRG	Helmar Müller 46.2, Manfred Kinder 44.8, Gerhard Hennige 44.7, Martin Jellinghaus 44.8
POL	Stanisław Gredziński 46.8, Jan Balachowski 44.7, Jan Werner 44.5, Andrzej Badeński 44.5
GBR	Martin Winbolt-Lewis 46.2, Colin Campbell 44.9, David Hemery 44.6, John Sherwood 45.5
TTO	George Simon 46.1, Euric Bobb 46.7, Benedict Cayenne 45.9, Edwin Roberts 45.8
ITA	Sergio Ottolina 46.4, Giacomo Puosi 45.8, Furio Fusi 46.5, Sergio Bello 45.9
FRA	Jean-Claude Nallet 46.6, Jacques Carette 45.8, Gilles Bertouid 47.1, Jean-Pierre Boccardo 48.0 [Christian Nicolau]

With the slowest man on the United States squad a 44.4 man – appreciably faster than the best of any other team – the winner was never in doubt. The heats were notable for the USA's 3:00.71, equalling the Olympic record, highlighted by a 43.4 leg by Freeman. Kenya ran 3:00.84 behind the USA, with Rudisha running 44.0 on the anchor leg. Cuba and Nigeria ran 3:05.28 and 3:05.78 respectively, but failed to make the final.

Matthews was not only held by Asati on the first leg in the final, but headed as the little (1.76/65kg) Kenyan gained 4m on his American rival, with the rest of the field more than 10m back. Freeman broke the race open on the second leg, handing over 12m clear of Kenya after a 43.2 leg, still one of the fastest ever splits 44 years later. James ran a fine solo 43.8, and the lead was now 30m, and Evans brought the team home in 2:56.16, altitude aided to be sure, but the longest lasting world record of the altitude affected Games. Behind them, Kenya finished as the first non-American team to run under three minutes.

### Munich, 10 Sep 1972

1, (6) Kenya	2:59.83
2, (5) Great Britain & NI	3:00.46
3, (2) France	3:00.65
4, (3) FRG	3:00.88
5, (7) Poland	3:01.05
6, (8) Finland	3:01.12
7, (1) Sweden	3:02.57
8, (4) Trinidad & Tobago	3:03.58

(Competitors: 85; Countries: 21; Finalists: 32/8)

#### Teams with unofficial splits

KEN	Charles Asati 45.3, Munyoro Nyamau 45.3, Robert Ouko 45.6, Julius Sang 43.6
GBR	Martin Reynolds 46.3, Alan Pascoe 44.9, David Hemery 45.2, David Jenkins 44.1
FRA	Gilles Bertouid 46.2, Roger Velasquez 44.1, Francis Kerbirou 45.6, Jacques Carette 44.8
FRG	Bernd Herrmann 45.8, Horst-Rüdiger Schlöske 44.5, Hermann Köhler 45.6, Karl Honz 45.0
POL	Jan Werner 46.0, Jan Balachowski 45.0, Zbigniew Jaremski 45.6, Andrzej Badeński 44.5
FIN	Stig Lönnqvist 46.7, Ari Salin 45.1, Ossi Karttunen 44.8, Markku Kukkoaho 44.5
SWE	Eric Carlgren 46.0, Anders Faager 45.5, Kenth Öhman 45.3, Ulf Rönner 45.8
TTO	Arthur Cooper 46.7, Pat Marshall 46.0, Charles Joseph 44.5, Edwin Roberts 45.4 [James Trevor]

With Matthews and Collet banned after the 400m victory ceremony, and John Smith unable to run through injury, the USA had to withdraw, leaving the way open for Kenya. After heats which found 3:03.83 for Jamaica not quick enough to qualify, Charles Asati got Kenya off to a great start in the final, as he had done in 1968. Leading from Poland by

3m after the first leg, Kenya dropped back to third as Schlöske ran an excellent 44.5 to take FRG more than 5m clear, with six teams bunched within 6m.

The teams produced a concertina effect on the third leg resulting in seven teams spread over 6m at the final changeover, the fastest of the third legs being Charles Joseph's 44.5 for Trinidad, the only team not in touch. Karl Honz set off for Germany as if he was planning to run 42 for his leg; he passed 200m in 20.1 with a growing 4m lead over Poland (Badeński 20.3 for his first 200), and Kenya (Sang 20.2), with Britain (Jenkins 20.4) a further 3m back. Not unexpectedly, Honz began to tire after 300m and Sang zipped past on his way to the fastest low altitude leg ever – 43.6 – leading Kenya home in 2:59.83. Behind him Jenkins went from fourth to second in the last 50m with Carrette in his slipstream, as the British squad equalled the European record.

### Montreal, 31 Jul 1976

1, (2)	United States	2:58.65
2, (3)	Poland	3:01.43
3, (7)	FRG	3:01.98
4, (4)	Canada	3:02.64
5, (6)	Jamaica	3:02.84
6, (8)	Trinidad & Tobago	3:03.46
7, (1)	Cuba	3:03.81
8, (5)	Finland	3:06.51

(Competitors: 64; Countries: 16; Finalists: 32/8)

#### Teams with unofficial splits

USA	Herman Frazier 45.3, Benny Brown 44.6, Fred Newhouse 43.8, Maxie Parks 45.0
POL	Ryszard Podlas 46.7, Jan Werner 44.0, Zbigniew Jaremski 45.5, Jerzy Pietrzyk 45.2
FRG	Franz-Peter Hofmeister 46.0, Lothar Krieg 45.3, Harald Schmid 45.8, Bernd Herrmann 44.9
CAN	Ian Seale 47.0, Don Domansky 45.3, Leighton Hope 45.5, Brian Saunders 44.8
JAM	Leighton Priestley 46.4, Don Quarrie 46.3, Colin Bradford 46.3, Seymour Newman 43.8
TTO	Michael Solomon 46.0, Horace Tuitt 46.4, Joseph Coombs 46.2, Charles Joseph 45.9
CUB	Eddy Gutiérrez 46.0, Damaso Alfonso 46.7, Carlos Alvarez 46.4, Alberto Juantorena 44.7
FIN	Hannu Mäkelä 46.3, Ossi Karttunen 46.7, Stig Lönnqvist 46.9, Markku Kukkoaho 46.6

The only surprise of the heats was Britain's failure to qualify, caused by Alan Pascoe having the baton accidentally knocked out of his hand by the Jamaican team just before the final changeover. Kenya had been lost to the boycott, so the USA were an even bigger favourite than before.

Frazier led FRG, Cuba and Trinidad by 6m after the first leg of the final, and Brown maintained that lead as Polish veteran Werner ran a superb 44.0 to move Poland into second place. Newhouse removed any doubt as to whether the US would win by running a blistering 43.8 to give the Americans a lead of more than 20m, which Parks increased slightly to clock the best ever low-altitude time. Poland held off FRG for silver, as Jamaica's 800m specialist Newman (43.8) ran the fastest anchor leg.

### Moscow, 1 Aug 1980

1, (4)	USSR	3:01.08
2, (1)	GDR	3:01.26
3, (3)	Italy	3:04.3
4, (5)	France	3:04.8
5, (6)	Brazil	3:05.9
6, (7)	Trinidad & Tobago	3:06.6
7, (2)	Czechoslovakia	3:07.0
(8)	Great Britain & NI	DNF

(Competitors: 97; Countries: 24; Finalists: 32/8)

#### Teams with unofficial splits

URS	Remigijus Valiulis/LTU 45.90, Mikhail Linge/RUS 45.13, Nikolay Chernyetskiy/KGZ 44.89, Viktor Markin/RUS 45.16 [Viktor Burakov/UKR 45.4]
GDR	Klaus Thiele 45.88, Andreas Knebel 45.32, Frank Schaffer 44.91, Volker Beck 45.15
ITA	Stefano Malinverni 46.8, Mauro Zuliani 45.9, Roberto Tozzi 46.4, Pietro Mennea 45.2
FRA	Jacques Fellice 46.53, Robert Froissart 46.53, Didier Dubois 46.01, Francis Demarthon 45.67
BRA	Paulo Correia 47.4, António Ferreira 45.4, Agberto Guimarães 46.2, Geraldo Pegado 46.9
TTO	Joseph Coombs 45.9, Charles Joseph 45.9, Rafee Mohammed 48.1, Michael Solomon 46.7
TCH	Josef Lomický/CZE 47.3, Dušan Malovec/SVK 46.4, František Brecka/CZE 46.7, Karel Kolář/CZE 46.6
GBR	Alan Bell, Terry Whitehead, Rod Milne, Glen Cohen

With the United States, Kenya and FRG missing, the event was seriously undermined, and yet the race for gold – which would have been for silver at best with the missing teams included – was excellent. The Soviet team was fastest in the heats by two seconds, with 3:01.8.

The USSR replaced Viktor Burakov with Markin for the final. It was only in 1984 that heat runners also won gold medals, so Burakov won only the honour of being on the team. Valiulis led on the first leg, just ahead of Thiele and Coombs, but Knebel took the lead at the finish of the stagers at the 500m mark. Linge closed on the GDR team, and the two handed over level. Behind them Trinidad was the closest team, just 6m back, until the third runner collided with Knebel, and the Trinidad team was never in the hunt thereafter. Up ahead Chernyetskiy and Schaffer ran level, and the two 400m gold medallists – Beck the hurdler, and Markin the flat winner – took over level. Markin took the lead after 100m, and held off Beck after both men tried to play a waiting game. Four years later a slightly over-the-hill Markin at full-blast ran 43.9 in the Soviet bloc's substitute Games after they had boycotted the Los Angeles Olympics.

### Los Angeles, 11 Aug 1984

1, (8)	United States	2:57.91
2, (2)	Great Britain & NI	2:59.13
3, (7)	Nigeria	2:59.32
4, (3)	Australia	2:59.70
5, (4)	Italy	3:01.44
6, (5)	Barbados	3:01.60
7, (6)	Uganda	3:02.09
8, (1)	Canada	3:02.82

(Competitors: 109; Countries: 25; Finalists: 32/8)

#### Teams with splits

USA	Sunder Nix 45.59, Ray Armstead 43.97, Alonzo Babers 43.75, Antonio McKay 44.60 [Walter McCoy 44.65 sf, Willie Smith 45.1 ht]
GBR	Kriss Akabusi 45.87, Garry Cook 44.74, Todd Bennett 44.17, Phil Brown 44.35
NGR	Sunday Uti 45.34, Moses Ugbsie 44.48, Rotimi Peters 44.94, Innocent Egbunike 44.56
AUS	Bruce Frayne 45.38, Darren Clark 43.86, Gary Minihan 45.07, Rick Mitchell 45.39, [Peter Van Miltenberg 47.16 sf]
ITA	Roberto Tozzi 45.69, Ernesto Nocco 45.07, Roberto Ribaud 45.73, Pietro Mennea 44.95 [Mauro Zuliani ht, Donato Sabia 45.05 sf]
BAR	Richard Louis 46.67, David Peltier 44.97, Clyde Edwards 45.04, Elvis Forde 44.92
UGA	John Govile 46.72, Moses Kyeswa 44.60, Peter Rwamuhanda 46.40, Mike Okot 44.37
CAN	Michael Sokolowski 46.09, Doug Hinds 45.04, Bryan Saunders 45.43, Tim Bethune 46.26

After the fastest time in the heats (3:01.44) and semis (3:00.19), the USA were clearly ready for a very quick time. Sunder Nix ran a solid 45.59 opening leg, but found himself behind fast-starting Bruce Frayne and Sunday Uti, who finished quickly to take a slim lead for Nigeria. A poor exchange by Nigeria allowed Australia to take the lead, and 18 year-old Darren Clark ran away from the field as Ray Armstead zipped past Ugbsie to finish 3m behind Australia, and 2m ahead of Nigeria. The 400m winner Babers settled the race on the third leg with the fastest split of the day – 43.75 – to lead by 8m from Australia. Four

metres back, Nigeria were caught by Britain after a 44.17 by Todd Bennett. Antonio McKay lost ground to Britain's Phil Brown on the last leg, but it was academic as the USA won by 10m, with Britain going past Nigeria's Egbunike with 20m to go.

### Seoul, 1 Oct 1988

1, (2) United States	2:56.16=WR
2, (4) Jamaica	3:00.30
3, (6) FRG	3:00.56
4, (3) GDR	3:01.13
5, (1) Great Britain & NI	3:02.00
6, (7) Australia	3:02.49
7, (5) Nigeria	3:02.50
8, (8) Kenya	3:04.69

(Competitors: 99; Countries: 22; Finalists: 32/8)

#### Teams with splits

USA	Danny Everett 43.79, Steve Lewis 43.69, Kevin Robinzine 44.44, Butch Reynolds 43.74 [Andrew Valmon 45.24 sf, Antonio McKay 44.98 ht]
JAM	Howard Davis 45.05, Devon Morris 44.90, Winthrop Graham 45.80, Bert Cameron 44.55 [Howard Burnett 47.63 ht, Trevor Graham 46.13 sf]
FRG	Norbert Dobeleit 45.30, Edgar Ilt 45.10, Jörg Vaihinger 45.52, Ralf Lübke 44.64 [Bodo Kuhn 45.71 ht], [Mark Henrich 45.56 sf]
GDR	Jens Carlowitz 44.74, Mathias Schersing 45.00, Frank Möller 46.52, Thomas Schönlebe 44.87 [Michael Schimmer 49.97 ht]
GBR	Brian Whittle 45.70, Kriss Akabusi 44.73, Todd Bennett 46.13, Phil Brown 45.44 [Paul Harmsworth 45.59 ht]
AUS	Robert Ballard 46.03, Mark Garner 45.37, Miles Murphy 46.58, Darren Clark 44.51 [Leigh Miller 47.22 ht]
NGR	Sunday Uti 44.81, Moses Ugbisie 45.76, Henry Amike 46.06, Innocent Egbunike 45.87
KEN	Tito Sawe 46.25, Lucas Sang 45.08, Paul Ereng 47.00, Simeon Kipkemboi 46.36

With the three fastest men in the world, the question was not would the United States win, but how fast would they run? Everett ran the fastest opening leg ever – 43.79 – to hand over the baton 9m ahead of GDR's Carlowitz. The GDR had been the fastest team in the two preliminary rounds (3:00.60 in the semis), but found themselves nearly 20m down after two legs. Lewis had run 43.69, and passed to fourth-string Robinzine, who ran "only" 44.44 but still gained on the second placed team, now Jamaica, as the USA led by 30m. Reynolds ran a solo 43.74 to win by almost 40m as the USA tied its own world record from 1968. Behind them Cameron won his first Olympic medal in his final Olympic appearance.

### Barcelona, 8 Aug 1992

1, (5) United States	2:55.74WR
2, (4) Cuba	2:59.51
3, (2) Great Britain & NI	2:59.73
4, (1) Brazil	3:01.61
5, (6) Nigeria	3:01.71
6, (7) Italy	3:02.18
7, (8) Trinidad & Tobago	3:03.31
(3) Kenya	DNF

(Competitors: 102; Countries: 24; Finalists: 32/8)

#### Teams with unofficial splits

USA	Andrew Valmon 44.5, Quincy Watts 43.1, Michael Johnson 44.7, Steve Lewis 43.4 [Darnel Hall 45.6 ht, Charlie Jenkins 44.5 ht]
CUB	Lázaro Martínez 46.0, Hector Herrea 44.1, Norberto Téllez 45.0, Roberto Hernández 44.4
GBR	Roger Black 44.9, David Grindley 44.7, Kriss Akabusi 45.1, John Regis 45.0 [Mark Richardson 46.4 ht, Du'aine Ladejo 45.4 ht]
BRA	Robson da Silva 45.4, Edielson Tenório 45.7, Sérgio Menezés 45.6, Sidnei Telles 44.9 [Eronildo de Araújo 46.6 ht]
NGR	Udeme Ekpeyong 46.4, Emmanuel Okoli 45.1, Hassan Bosso 45.5, Sunday Bada 44.7
ITA	Alessandro Aimar 46.5, Marco Vaccari 45.2, Fabio Grossi 45.7, Andrea Nuti 44.8
TTO	Alvin Daniel 46.3, Patrick Delice 46.4, Neil de Silva 45.2, Ian Morris 45.4
KEN	Samson Kitur, Abednego Matilu DNF, Simeon Kipkemboi, Simon Kemboi [David Kitur 45.4 ht]

Cuba (2:59.13) edged the USA (2:59.14) and Kenya (2:59.63) in the heats, but the Americans were expected to win easily, the only question mark being the health of Johnson, not fully recovered from his stomach problems. Valmon ran a fine opening leg of 44.5 to give the USA a 4m lead over Britain, led off by Black's 44.9. Watts won the race on the second leg. The 400m winner sped through a 43.1 lap to lead Britain by nearly 20m. Johnson maintained the USA lead without showing his real form, and Lewis anchored with 43.4 to finally break the 2:56.16 world record set 24 years earlier. A long way behind them, Hernández edged past Regis in the last 50m to win silver for Cuba.

### Atlanta, 3 Aug 1996

1, (5) United States	2:55.99
2, (6) Great Britain & NI	2:56.60
3, (4) Jamaica	2:59.42
4, (3) Senegal	3:00.64
5, (7) Japan	3:00.76
6, (8) Poland	3:00.96
7, (2) Bahamas	3:02.71
(1) Kenya	DNS

(Competitors: 151; Countries: 35; Finalists: 32/8)

#### Teams with splits

USA	LaMont Smith 44.62, Alvin Harrison 43.84, Derek Mills 43.66, Anthuan Maybank 43.87 [Jason Rouser 44.33 sf]
GBR	Iwan Thomas 44.92, Jamie Baulch 44.19, Mark Richardson 43.62, Roger Black 43.87 [Du'aine Ladejo 45.58 sf, Mark Hylton 45.86 ht]
JAM	Mike McDonald 45.05, Roxbert Martin 43.81, Greg Haughton 45.87, Davian Clarke 44.69 [Dennis Blake 44.75 sf, Garth Robinson 45.43 ht]
SEN	Moustapha Diarra 46.53, Aboubakry Dia 44.94, Hachim Ndiaye 44.70, Ibou Faye 44.47
JPN	Shunji Karube 45.88, Koji Ito 44.86, Jun Osakada 45.08, Shigekazu Omori 44.94 [Kenji Tabata 45.82 ht]
POL	Piotr Rysiukiewicz 46.03, Tomasz Jędrusik 45.34, Piotr Haczek 44.97, Robert Maćkowiak 44.62
BAH	Carl Oliver 47.28, Troy McIntosh 44.90, Dennis Darling 45.28, Tim Munnings 45.25
KEN	Samson Kitur, Samson Yego, Simon Kemboi, Julius Chepkwony

With Butch Reynolds and Michael Johnson, the United States would have been unbeatable, but Reynolds failed to finish his 400m semi-final, and Johnson injured himself at the end of his fabulous 200m. After the fastest ever times for both heats (3:00.56) and semi-finals (2:57.87), the USA were still favourites ahead of Britain and Jamaica, but not considered invincible. Kenya had been medal contenders, but injuries prevented them from fielding a team for the final.

For the first half of the final it was a battle between the top three teams, with Smith giving the USA a fine start in 44.62, some 3m clear of strong Thomas with Jamaica a further metre back. The USA still led by 4m after Harrison maintained a 4m lead – now over Jamaica, after a fine leg by Martin (43.81) who overtook Britain's second man Baulch (44.19), a Welshman like Thomas. Jamaica lost any chance when Haughton fell while taking the baton and he did well to get up and run 45.87. Ahead of him, little (1.75/68kg) Mills ran a fine 43.62 to maintain a 6m advantage ahead of Britain's smooth Richardson. The individual 400m silver medallist Black made up 4m of the deficit on Maybank, and the two teams were locked together until 80m to go, when Maybank drew away, with both men running 43.87 on their anchor legs.

### Sydney, 30 Sep 2000

1, (4) Nigeria	2:58.68
2, (6) Jamaica	2:58.78
3, (1) Bahamas	2:59.23
4, (2) France	3:01.02
5, (3) Great Britain & NI	3:01.22
6, (8) Poland	3:03.22
7, (7) Australia	3:03.91
(5) United States	DQ (r40.1) (2:56.35)

Rightful finalists (in place of the United States):

South Africa (5s1, 3:01.25)

(Competitors: 153; Countries: 34; Finalists: 32/8)

Teams with unofficial splits

NGR	Clement Chukwu 45.18, Jude Monye 44.49, Sunday Bada 44.70, Enefiok Udo-Obong 44.31 [Nduka Awazie 46.67 ht, Fidelis Gadzama 45.35 ht]
JAM	Michael Blackwood 45.14, Greg Haughton 44.29, Chris Williams 44.73, Danny McFarlane 44.62 [Sanjay Ayre 46.73 ht & 45.86 sf, Michael McDonald 45.68 ht]
BAH	Avard Moncur 44.65, Troy McIntosh 44.23, Carl Oliver 44.83, Chris Brown 45.52 [Tim Munnings 45.78 ht]
FRA	Emmanuel Front 46.22, Marc Foucan 44.92, Ibrahima Wade 44.46, Marc Raquil 45.42 [Pierre-Marie Hilaire 46.33 ht, Bruno Wavelet 46.17 ht]
GBR	Jared Deacon 45.63, Daniel Caines 44.65, Iwan Thomas 45.26, Jamie Baulch 45.68
POL	Piotr Rysiukiewicz 45.3, Robert Maćkowiak 46.3, Piotr Dlugosielski 46.2, Piotr Haczek 45.4 [Filip Walotka 47.02 ht, Jacek Bocian 45.23 ht]
AUS	Brad Jamieson 46.7, Blair Young 45.2, Pat Dwyer 46.0, Michael Hazel 46.0 [Casey Vincent ht & 46.30 sf]
USA	Alvin Harrison 44.36, Antonio Pettigrew DQ (r40.9) (44.17), Calvin Harrison 43.53, Michael Johnson 44.29 [Jerome Young DQ (r40.9) (45.05 ht & 45.23 sf), Angelo Taylor 46.5 ht & 44.17 sf]
RSA	Alwyn Myburgh 46.04, Hezekiel Sepeng 45.28, Llewellyn Herbert 45.73, Arnaud Malherbe 44.20 [Hendrick Mokganyetsi 46.33 ht, Werner Botha 46.36 ht]

Alvin Harrison led off the US team in the final, and held a 3m advantage over the Bahamas' Moncur at the change-over. Pettigrew (44.17) and Calvin Harrison (Alvin's twin, 43.53) ran the fastest second and third legs, handing over to Johnson with 20m to spare. Johnson ran a controlled leg of 44.29 – the fastest anchor, to give the USA a comprehensive victory and collect his fifth Olympic gold. Nigeria moved from 4th to second in the last 50m.

Jerome Young also collected a gold medal, as he was part of the quartets which ran in the heats and semi-finals. In August 2003, documents passed to the IOC by the US Olympic Committee revealed that Young had tested positive for a steroid in June 1999. He had then been cleared, in secret, by US Track and Field. In February 2004, documents relating to the case were supplied to the IAAF and the facts were then presented to the Court of Arbitration of Sport. Four months later, the CAS judged that the Doping Appeal Board of USATF had reached an erroneous decision when exonerating Young. He did indeed commit a doping offence on June 26, 1999 and should then have been suspended for two years rather than competing throughout that period.

In July 2004, the IAAF confirmed the annulment of Young's performances in 1999-2001, with the consequence that the United States were theoretically disqualified from heat, semi-final and final of the 4x400m relay at the Sydney Games. However, the US Olympic Committee filed an appeal to the Court of Arbitration for Sport challenging the Olympic disqualification on behalf of the five relay squad members apart from Young, who of course did not compete in the final. In July 2005 the CAS panel decided that on the basis of the IAAF Rules applicable at the time of the Sydney Games, the relay results should not be amended and that only Young of the US team should be stripped of his gold medal. At the time, the rules did not specify that entire teams should be disqualified if one member has committed a doping violation.

At the trial of his (and Young's) former coach Trevor Graham in May 2007, Pettigrew confessed to doping violations for a period of six years between 1997 and 2003. The IAAF annulled all of his results in that period and, in August 2008, the IOC stripped the USA of the title, though it was another four years before Nigeria were declared the rightful champions. "The EB [Executive Board] delayed a decision on reallocation until it had received information stemming from investigations into the Bay Area Laboratory Co-Operative (BALCO) sports-doping scandal," the IOC noted in July 2012. "Having confirmed that no further information on other athletes would be forthcoming the EB agreed to reallocate the medals and diplomas." Tragically, one of the Nigerian team, Sunday Bada, passed away in December 2011 without ever receiving his Olympic gold.

It should be noted that two members of the original winning team – the Harrison twins – were each found guilty of doping offences after Sydney. Meanwhile Young had begun a life suspension from the sport after committing a further doping violation in June 2004.

**Athens, 28 Aug 2004**

1, (4)	United States	2:55.91
2, (1)	Australia	3:00.60
3, (3)	Nigeria	3:00.90
4, (6)	Japan	3:00.99
5, (5)	Great Britain & NI	3:01.07
6, (7)	Bahamas	3:01.88
7, (8)	Germany	3:02.22
8, (2)	Botswana	3:02.49

(Competitors 68; Countries: 16; Finalists: 32/8)

Teams with unofficial splits

USA	Otis Harris 44.5, Derrick Brew 43.6, Jeremy Wariner 43.89, Darold Williamson 43.83 [Kelly Willie 45.4, Andrew Rock 44.81]
AUS	John Steffenson 45.9, Mark Ormrod 45.0, Pat Dwyer 45.11, Clinton Hill 44.61
NGR	Goday James 45.4, Musa Audu 45.4, Saul Weigopwa 44.84, Enefiok Udo-Obong 45.23
JPN	Yuki Yamaguchi 45.4, Jun Osakada 45.3, Tomohiro Ito 45.01, Mitsuhiro Sato 45.33
GBR	Tim Benjamin 45.2, Sean Baldock 45.5, Malachi Davis 45.14, Matt Elias 45.21
BAH	Nathaniel McKinney 45.8, Aaron Cleare 45.6, Andrae Williams 45.83, Chris Brown 44.66 [Dennis Darling 45.5]
GER	Ingo Schultz 45.4, Kamghe Gaba 45.8, Ruwen Faller 45.83, Bastian Swillims 45.13
BOT	Johnson Kubisa 46.2, California Molefe 45.0, Gaolisela Salang 46.37, Kagiso Kilego 44.93 [Oganeditse Moseki 46.93]

The USA won their heat in 2:59.30, which featured an anchor of 44.14 by Darold Williamson. They were more than two seconds faster than any other team. The final was not as close; the US won by the biggest margin in Olympic history – 4.69 – exceeding the 1948 gap of 4.4. With all three medalists from the individual event, this margin was no great surprise. Individual bronze winner Harris began the US assault with 44.5, and was followed by Britain's Tim Benjamin (45.3), closely chased by Germany, Nigeria and Japan. Derrick Brew then ran 43.6, and the US lead was extended to 2.55, as none of the other second leg runners was able to duck below 45.0. College teammates Wariner and Williamson then ran in the order followed by Baylor University, with Wariner clocked in 43.89, and Williamson 43.83.

On the anchor leg Hill sprung from a four-way battle to claim an unexpected silver for Australia while Udo-Obong again anchored Nigeria to a medal.

**Beijing, 23 Aug 2008**

1, (7)	United States	2:55.39OR
2, (5)	Bahamas	2:58.03
3, (4)	Russia	2:58.06
4, (6)	Great Britain & NI	2:58.81
5, (8)	Belgium	2:59.37
6, (2)	Australia	3:00.02
7, (3)	Poland	3:00.32
8, (9)	Jamaica	3:01.45

(Competitors: 70; Countries: 16; Finalists: 32/8)

Teams with unofficial splits (e = estimated time)

USA	LaShawn Merritt 44.4e, Angelo Taylor 43.7e, David Neville 44.16, Jeremy Wariner 43.18 [Kerron Clement 44.5e, Reggie Witherspoon 44.63]
BAH	Andretti Bain 45.9e, Michael Matthieu 44.0e, Andrae Williams 44.02, Chris Brown 44.05 [Avard Moncur 45.0, Ramon Miller 45.10]
RUS	Maksim Dylidin 45.5e, Vladislav Frllov 44.6e, Anton Kokorin 44.34, Denis Alekseyev 43.56
GBR	Andrew Steele 45.7e, Robert Tobin 44.8e, Michael Bingham 44.61, Martyn Rooney 43.73
BEL	Kevin Borlée 45.4e, Jonathan Borlée 43.7e, Cedric van Branteghem 44.44, Arnaud Ghislain 45.88
AUS	Sean Wroe 46.1e, John Steffenson 45.3e, Clinton Hill 44.41, Joel Milburn 44.28 [Mark Ormrod 45.4e]
POL	Rafał Wieruszewski 46.0e, Piotr Klimczak 44.5e, Piotr Kędzia 45.10, Marek Plawgo 44.66
JAM	Michael Blackwood 45.6e, Ricardo Chambers 44.5e, Sanjay Ayre 44.86, Lanceford Spence 46.52 [Alodin Fothergill 45.1e]

As in 2004, the USA had the three medallists on their squad, together with hurdles winner Taylor. All qualifying teams ran quicker than 3:01, with Britain recording the fastest time of the heats (2:59.33). Individual champion Merritt sent the USA into a 10m lead with his leg estimated at 44.4. Taylor maintained stayed ahead with an excellent 43.7, but was matched by Jonathan Borlée. Belgium were 8m clear of the Bahamas, with Jamaica and Russia close behind. Neville gained ground for the USA as Belgium slipped three metres further back. The Bahamas were now third after Williams's fine 44.02.

Wariner, wanting to make up for his poor run in the individual final, blasted the anchor in 43.18 – the second fastest leg in Olympic history (after Quincy Watts's 43.1 in 1992), and the US won by over 25m with the second fastest legal time ever. Behind them Brown just held off Russia, for whom Alekseyev ran a sensational 43.56 (this from a man with a lifetime best of 45.35). The Russians were so unexpecting of a place on the podium that they had to borrow the ceremonial track-suits worn earlier by their triumphant compatriots in the women's 4x100m relay.

### London, 10 Aug 2012

1,	(6)	Bahamas	2:56.72
2,	(7)	United States	2:57.05
3,	(4)	Trinidad and Tobago	2:59.40
4,	(5)	Great Britain & NI	2:59.53
5,	(2)	Russia	3:00.09
6,	(8)	Belgium	3:01.83
7,	(3)	Venezuela	3:02.18
8,	(1)	South Africa	3:03.46
	(9)	Cuba	DNF

(Athletes 70; Countries 16; Finalists 9)

#### Teams with unofficial splits

BAH	Chris Brown 44.8, Demetrius Pinder 43.6, Michael Mathieu 44.25, Ramon Miller 44.01
USA	Bryshom Nellum 45.0, Josh Mance 43.8, Tony McQuay 43.51, Angelo Taylor 44.85 [Manteo Michell 45.9]
TTO	Lalonde Gordon 44.9, Jarrin Solomon 44.3, Ade Alleyne-Forte 45.51, Deon Lendore 44.73
GBR	Conrad Williams 45.1, Jack Green 44.9, Dai Greene 45.53, Martyn Rooney 44.09 [Nigel Levine 45.8*]
RUS	Maksim Dyldin 45.5, Denis Alekseyev 45.1, Vladimir Krasnov 44.69, Pavel Trenikhin 44.83
BEL	Kevin Borlée 45.3, Antoine Gillet 45.7, Jonathan Borlée 44.55, Michaël Bultheel 46.3 [Nils Duerinck 47.2*]
VEN	Arturo Ramirez 46.0, Alberto Aguilar 45.6, Albert Bravo 45.11, Omar Longart 45.76 [José Melendez 45.4]
RSA	Shaun de Jager 46.4, Willem de Beer 45.1, LJ van Zyl 46.27, Oscar Pistorius 45.69 [Ofentse Mogawane]
CUB	William Collazo 45.5, Raidel Acea 44.1, Noel Ruiz DNF, Omar Cisneros [Orestes Rodriguez 45.2]

Trinidad and Tobago won the first heat in 3:00.28 from Britain and Cuba. Kenya were disqualified after Vincent Mumo fell on leg two and brought down South Africa's Ofentse Mogawane. The South Africans didn't finish, but were advanced to the final where nine lanes would be used. Yet more drama came in the second heat. Manteo Mitchell, running the opening leg for the USA, broke his fibula in mid-race. "As soon as I took the first step past the 200m mark I felt it break. I heard it. I even put out a little war cry but the crowd was so loud you couldn't hear it. I wanted to just lie down." Instead, Mitchell completed his lap in 45.9, and the US went on to clock 2:58.87, the same time as the winner, the Bahamas. The fastest split of 43.6 came from the USA's McQuay.

The US replaced Mitchell with 400m hurdler Angelo Taylor for the final, as injuries prevented the appearance of previous Olympic winners LaShawn Merritt and Jeremy Wariner. A determined Brown got the Bahamas into the lead on the opening leg with 44.8, just ahead of Trinidad (Gordon 44.9) and the USA (Nellum 45.0). Pinder (43.6) went clear for the Bahamas after 500m, and Mance (43.8) for the USA managed to get within a metre at halfway. McQuay again showed his expertise with the baton, cruising through his 400 in 43.41 to open up

a four metre lead. Taylor held off Miller until 50m remained, when the Bahamian went past to win the first-ever male gold medals for their country. "Waiting for the race to finish was the longest two minutes of my life," remarked Brown, captain of the Bahamian "Golden Knights".

#### MEN'S 4 x 400 METRES RELAY

##### The Best on Points

24	Chris Brown BAH	2000-3, 2004-6, 2008-2, 2012-1
17	Phil Edwards CAN	1928-3, 1932-3, 1936-4
	Manfred Kinder GER/FRG	1960-2, 1964-5, 1968-3
	Kriss Akabusi GBR	1984-2, 1988-5, 1992-3

##### Most Finals

4	Brown	
3	Edwards	
	George Kerr JAM/BWI	1956-dq, 1960-3, 1964-4
	Malcolm Spence JAM/BWI	1956-dq, 1960-3, 1964-4
	Kinder	
	Edwin Roberts TTO	1964-3, 1968-6, 1972-8
	Andrzej Baderiski POL	1964-6, 1968-4, 1972-5
	Jan Werner POL	1968-4, 1972-5, 1976-2
	Charles Joseph TTO	1972-8, 1976-6, 1980-6
	Akabusi	

##### Most Appearances


4	Brown
3	29 men

##### Placing Table

	G	S	B	4	5	6	7	8	M	Points
USA	16	3	-	1	-	-	-	-	19	154
GBR	2	5	4	2	7	-	-	-	11	113
GER	-	3	5	4	1	-	1	-	8	77
FRA	-	2	2	2	1	2	-	2	4	48
JAM	1	2	1	1	1	-	-	1	4	38
CAN	-	-	2	4	1	-	-	1	2	37
SWE	-	1	1	1	2	-	1	-	2	28
AUS	-	2	-	1	-	2	1	-	2	27
POL	-	1	-	1	1	3	1	-	1	27
BAH	1	1	1	-	-	1	1	-	3	26
NGR	1	-	2	-	1	-	1	-	3	26
TTO	-	-	2	-	-	3	1	1	2	24
ITA	-	-	1	-	1	3	1	-	1	21
KEN	1	1	-	-	-	-	-	1	2	16
RSA	-	1	-	1	-	-	-	1	1	13
JPN	-	-	-	1	2	-	-	-	0	13
URS	1	-	-	-	-	-	1	-	1	10
RUS	-	-	1	-	1	-	-	-	1	10
BEL	-	-	-	-	1	2	-	-	0	10
CUB	-	1	-	-	-	-	1	-	1	9
BRA	-	-	-	1	1	-	-	-	0	9
FIN	-	-	-	1	-	1	-	1	0	9
BWI	-	-	1	-	-	-	-	-	1	6
SEN	-	-	-	1	-	-	-	-	0	5
BAR	-	-	-	-	-	1	-	-	0	3
HUN	-	-	-	-	-	1	-	-	0	3
SUI	-	-	-	-	-	1	-	-	0	3
TCH	-	-	-	-	-	-	1	-	0	2
UGA	-	-	-	-	-	-	1	-	0	2
VEN	-	-	-	-	-	-	1	-	0	2
BOT	-	-	-	-	-	-	-	1	0	1
<b>Totals</b>	<b>23</b>	<b>23</b>	<b>23</b>	<b>22</b>	<b>21</b>	<b>20</b>	<b>13</b>	<b>9</b>	<b>69</b>	<b>772</b>

##### Breakdown of GER placings:

GER	-	2	2	2	1	-	1	-	4	42
FRG	-	-	3	1	-	-	-	-	3	23
GDR	-	1	-	1	-	-	-	-	1	12
<b>Totals</b>	-	<b>3</b>	<b>5</b>	<b>4</b>	<b>1</b>	-	<b>1</b>	-	<b>8</b>	<b>77</b>





## WOMEN

### 100 Metres Amsterdam, 31 Jul 1928

1, (6)	Betty Robinson	USA	12.2=WR
2, (7)	Fanny Rosenfeld	CAN	12.2e
3, (2)	Ethel Smith	CAN	12.3e
4, (5)	Erna Steinberg	GER	12.4e
	Myrtle Cook	CAN	DQ (r162.7)
	Leni Schmidt	GER	DQ (r162.7)

(Competitors: 31; Countries: 13; Finalists: 6)

The favourites were Cook and Robinson, who had both run 12.0 earlier in the season; in Robinson's case it was the first ever outdoor race the 16 year-old had run! Cook's teammates Rosenfeld and Smith were fastest in the heats with 12.6, and Rosenfeld was again quickest in the next round with 12.4. The other semi-finals were taken by Robinson and Schmidt in 12.6.

In the final, Cook false started twice, then burst into tears by the side of the track. Schmidt was ejected shortly after for the same offence. Unlike Cook, Schmidt's reaction was one of anger rather than distress, and she shook her fist at the starter. Eventually the remaining four were off, with Steinberg fastest away, but quickly overtaken by Smith and Rosenfeld who held a slim lead to halfway, where Robinson caught the Canadians. The teenager edged Rosenfeld by about 30cm at the finish, with Smith half a metre behind.

### Los Angeles, 2 Aug 1932

1, (6)	Stanisława Walasiewicz	POL	11.9=WR
2, (4)	Hilda Strike	CAN	11.9
3, (3)	Wilhelmina Von Bremen	USA	12.0
4, (5)	Marie Dollinger	GER	12.2e
5, (7)	Eileen Hiscock	GBR	12.3e
6, (2)	Elizabeth Wilde	USA	12.3e

(Competitors: 20; Countries: 10; Finalists: 6)

Walasiewicz was born in Wierzschownia in Poland, but lived from the age of 18 months in the USA, choosing to compete for Poland in 1930 after competing in the 1928 US Trials and subsequently competed in the 1956 US Trials. Tollien Schuurman (NED) had run 11.9 twice in June, but Walasiewicz was fastest in the heats, equalling the world record with 11.9. Schuurman 12.2 and Dollinger 12.2 were next fastest in the heats. Strike won the first semi-final in 12.4 (12.38), but the surprise was Schuurman failing to make the final, being edged out by Dollinger and Wilde as all three also ran 12.4, with no more than 25cm covering the four women. Walasiewicz again ran 11.9, this time with a 3m advantage over Von Bremen.

In the final, Von Bremen was on the inside with Strike two lanes out and Walasiewicz a further two lanes outside. Strike got the best start and Von Bremen was level with Walasiewicz just behind the Canadian. At 10m the Canadian led by a metre, and was 1.5m clear by halfway. Walasiewicz overtook Strike with 15m to go and won by just under half a metre. Both equalled the world record with 11.9, though only the semi-final 11.9 was ever ratified.

### Berlin, 4 Aug 1936

(3.5)			
1, (5)	Helen Stephens	USA	11.5w
2, (7)	Stanisława Walasiewicz	POL	11.7
3, (6)	Käthe Krauss	GER	11.9
4, (2)	Marie Dollinger	GER	12.0
5, (3)	Annette Rogers	USA	12.2
6, (4)	Emmy Albus	GER	12.3

(Competitors: 30; Countries: 15; Finalists: 6)

Stephens, who was the biggest women's sprint champion ever at 1.82/75kg, began to compete in 1935 and had 10 marks under 11.0/12.0 for 100y/100m that year. By the time of Berlin she had run 11.5 and a wind-assisted 11.3, while Walasiewicz had run 11.6 and 11.5w. Stephens was the only athlete under 12 seconds in the heats, running a startling 11.4, aided by a wind of 2.9. She returned to run 11.5w in the semi-finals, with Krauss (11.9) the only other athlete under 12.0.

Stephens took the lead early on in the final, and won going away by 2m from Walasiewicz, with Krauss an equal margin behind the Pole. Stephens subsequently took a sex test after an accusation by a Polish journalist; an irony as Walasiewicz was found – in a post-mortem after being murdered as a bystander during a robbery – to have had hermaphroditic characteristics. Stephens finished her amateur running career in 1936, never having lost a race.

### London, 2 Aug 1948

(Wind against)				<u>Adjusted</u>
1, (4)	Fanny Blankers-Koen	NED	11.9	12.2
2, (7)	Dorothy Manley	GBR	12.2	12.4
3, (5)	Shirley Strickland	AUS	12.2	12.6
4, (2)	Viola Myers	CAN	12.3e	12.6
5, (6)	Patricia Jones	CAN	12.3e	12.7
6, (3)	Cynthia Thompson	JAM	12.6e	12.9

(Competitors: 38; Countries: 21; Finalists: 6)

	<u>Differential</u>
Blankers-Koen	0.00
Manley	0.20 behind
Strickland	0.39
Myers	0.43
Jones	0.49
Thompson	0.67

By 1948 Blankers-Koen was 30 years old with 12 years international experience, and, having married her coach Jan Blankers in 1940, was a mother of two. She won her heat and semi-final in 12.0, with only Manley (12.1 in her heat) able to run under 12.4. In the final the tall and lithe (1.75/63kg) Dutchwoman powered away from the field to win by 2m from "Dora" Manley. Strickland was a further 2m back, though the second and third placed runners were officially given the same time.

### Helsinki, 22 Jul 1952

(1.7)				<u>Electrics</u>
1, (6)	Marjorie Jackson	AUS	11.5WR	(11.67)
2, (3)	Daphne Robb/Hasenjager	RSA	11.8	(12.05)
3, (5)	Shirley Strickland	AUS	11.9	(12.12)
4, (7)	Winsome Cripps	AUS	11.9	(12.16)
5, (4)	Maria Sander	GER/FRG	12.0	(12.27)
6, (2)	Mae Faggs	USA	12.1	(12.27)

(Competitors: 56; Countries: 27; Finalists: 6)

Blankers-Koen and Jackson were regarded as co-favourites for the gold. The Dutchwoman was suffering from a blood infection and competed only after penicillin injections. She won her heat in 11.9 (12.18) but Jackson was the most impressive with a 11.6 (11.86) heat which she bettered by 0.02 in the next round. Blankers-Koen qualified for the semi-finals, but did not start under doctor's orders. Jackson won the semi in an unrated world record of 11.5 (11.72), and was more than 0.4 quicker than any other semi-finalist, a margin confirmed in the final by an even quicker run. Her winning margin of 0.38 was by far the largest in Olympic history, with Hasenjager edging Strickland and Cripps for silver. At the end of the season Jackson ran a world record of 11.4, and Blankers-Koen equalled her best of 11.5 after recovering from her illness and beat Strickland at the annual Berlin ISTAF meeting.

**Melbourne, 26 Nov 1956**

(-2.3)				Electrics
1,	(6)	Betty Cuthbert	AUS 11.5	(11.82)
2,	(3)	Christa Stubnick	GER/GDR 11.7	(11.92)
3,	(5)	Marlene Mathews	AUS 11.7	(11.94)
4,	(8)	Isabelle Daniels	USA 11.8	(11.98)
5,	(7)	Giuseppina Leone	ITA 11.9	(12.07)
6,	(4)	Heather Armitage	GBR 12.0	(12.10)

(Competitors: 34; Countries: 17; Finalists: 6)

Leone of Italy was fastest on the watch prior to the Games with 11.4, but Mathews and Cuthbert were more highly regarded. Mathews won her heat in 11.5 (11.81) with a slight following wind, while Cuthbert was fastest in the round with 11.4 (11.72) into a wind of 1.3. Mathews (11.6/11.80) and Stubnick (11.9/12.05) were semi-final winners, the German edging Cuthbert as they faced a breeze of 4.0. Two days later Cuthbert got a rocket start in the final and was never threatened, winning by a metre from Stubnick and Mathews, after being 2m ahead by halfway. Cuthbert's time should probably have been listed as 11.6 based on the times of the five runners behind her.

**Rome, 2 Sep 1960**

(2.8)				Electrics
1,	(3)	Wilma Rudolph	USA 11.0w	(11.18)
2,	(2)	Dorothy Hyman	GBR 11.3	(11.43)
3,	(6)	Giuseppina Leone	ITA 11.3	(11.48)
4,	(4)	Mariya Itkina	URS 11.4	(11.54)
5,	(1)	Catherine Capdevielle	FRA 11.5	(11.64)
6,	(5)	Jenny Smart	GBR 11.6	(11.72)

(Competitors: 31; Countries: 19; Finalists: 6)

Wilma Rudolph clocked 11.5 in the first two rounds, while pre-race favourites Cuthbert and Mathews-Willard were both encumbered by injury problems, Cuthbert not making it past the quarter-finals. Rudolph equalled the world record with 11.3 (11.41) in the first semi-final, with Britain's Hyman running 11.5 (11.65) in the other heat.

Rudolph was sufficiently relaxed to fall asleep on a massage table 30 minutes before the final. She dominated the race, amazing and delighting onlookers with her elegance and power in sweeping to a 2.5m win in an unheard of 11.0 (11.18). Unfortunately the race was aided by a wind of 2.75, nullifying it for record purposes, but no-one watching was in any doubt that they had witnessed the fastest run ever by a woman. Hyman edged veteran Leone for second, with Maria Itkina, the all-round sprinter from the USSR, half a metre behind the Italian.

**Tokyo, 16 Oct 1964**

(-1.2)				Electrics
1,	(6)	Wyomia Tyus	USA 11.4	(11.49)
2,	(7)	Edith McGuire	USA 11.6	(11.62)
3,	(1)	Ewa Kłobukowska	POL 11.6	(11.64)
4,	(8)	Marilyn White	USA 11.6	(11.67)
5,	(4)	Miguelina Cobián	CUB 11.7	(11.72)
6,	(5)	Marilyn Black	AUS 11.7	(11.73)
7,	(3)	Halina Górecka	POL 11.8	(11.83)
8,	(2)	Dorothy Hyman	GBR 11.9	(11.90)

(Competitors: 44; Countries: 28; Finalists: 8)

McGuire (11.47), the favourite, Kłobukowska (11.45) and Tyus (11.35w) were the most impressive heat winners. Tyus was best in the second round, clocking a startling 11.23, the fastest auto time ever, to crack Rudolph's Olympic best. She confirmed her form next day with a 11.40-11.42 win over Kłobukowska in the semi-finals.

Tyus was away quickly in the final, and her pick-up took her to an impregnable lead. She won by over a metre from McGuire, with Kłobukowska finishing quickly to overtake White for the bronze medal, thereby depriving the USA from achieving a clean sweep.

**Mexico City, 15 Oct 1968**

(1.2)				Electrics
1,	(3)	Wyomia Tyus	USA 11.0WR	(11.08)
2,	(5)	Barbara Ferrell	USA 11.1	(11.15)
3,	(7)	Irena Kirszenstein/Szewińska	POL 11.1	(11.19)
4,	(2)	Raelene Boyle	AUS 11.1	(11.20)
5,	(4)	Margaret Bailes	USA 11.3	(11.37)
6,	(8)	Dianne Burge	AUS 11.4	(11.44)
7,	(1)	Chi Cheng	TPE 11.5	(11.53)
8,	(6)	Miguelina Cobián	CUB 11.6	(11.61)

(Competitors: 40; Countries: 22; Finalists: 8)

The beneficial effect of the altitude was felt in the first heat as Tyus equalled her own Olympic record with 11.2 (11.21). This was bettered in the first quarter-final by Ferrell, nominally the US third string, who equalled the world record of 11.1, running the fastest ever auto time of 11.11. Tyus then ran 11.0 (11.08w), and Europe's best Szewińska also ran 11.1 (11.19). These two were the semi-final winners in a more modest 11.3, with rain deluging the second race.

After false starts by Ferrell and Tyus, the final got away third time, with Tyus accelerating sharply away from the field. By 50m she was a metre ahead of Ferrell, and only Szewińska was able to dent the lead, gaining over a metre in the last 30m. She was unable to catch Ferrell, though she did edge the 17 year-old Boyle for third. The race was notable for the first Asian – Cheng – ever to qualify for a 100m final, but more so for Tyus, who not only set a world record of 11.0 (11.08) but also became the first Olympian (male or female) to successfully defend a 100m title.

**Munich, 2 Sep 1972**

(-0.2)				Electrics
1,	(3)	Renate Stecher	GDR 11.07WR	
2,	(1)	Raelene Boyle	AUS 11.23	
3,	(6)	Silvia Chivás	CUB 11.24	
4,	(4)	Iris Davis	USA 11.32	
5,	(2)	Annegret Richter	FRG 11.38	
6,	(8)	Alice Annum	GHA 11.41	
7,	(5)	Barbara Ferrell	USA 11.45	
8,	(7)	Eva Glesková	SVK TCH 12.48	

(Competitors: 47; Countries: 33; Finalists: 8)

Three sprinters – Stecher, Glesková and Ellen Stropahl (GDR) – had all run 11.0 during 1972. Stecher, the European Champion, was regarded as the athlete to beat, especially in the absence of Chi Cheng, who had run 11.0 (11.22) in 1970 but was injured in 1972. The 17 year-old Chivás was the most impressive runner during the first two rounds, clocking 11.18 and 11.22, while Stropahl failed to qualify for the semi-finals. Stecher was an easy winner of the first semi-final in 11.18, and Boyle edged Chivás 11.32 to 11.33 in the other race. In the final the powerful German pulled away from Boyle and Chivás after 20m and won by a metre and a half from Boyle, who just edged Chivás. The time of 11.07 beat Tyus's automatic best by 0.01, but when compared with the American's altitude-assisted run, was probably worth a tenth better.

**Montreal, 25 Jul 1976**

(0.0)				Electrics
1,	(7)	Annegret Richter	FRG 11.08	
2,	(4)	Renate Stecher	GDR 11.13	
3,	(1)	Inge Helten	FRG 11.17	
4,	(8)	Raelene Boyle	AUS 11.23	
5,	(5)	Evelyn Ashford	USA 11.24	
6,	(2)	Chandra Cheeseborough	USA 11.31	
7,	(3)	Andrea Lynch	GBR 11.32	
8,	(6)	Marlies Oelsner	GDR 11.34	

(Competitors: 39; Countries: 22; Finalists: 8)

Stecher was favourite, although her seasonal best was slower than that of her West German counterparts – Helten, who had run a world record 11.04, and Richter, author of a 10.8 run a month before Montreal. Richter was the fastest heat winner, running 11.19 ahead of Stecher (11.21), and the West German then ran a startling 11.05, second fastest ever, with Helten (11.20) and Stecher (11.22) the next fastest quarter-final winners.

The next day Richter went one better, powering to a 2m win over the smooth running US teenager Ashford in a world record of 11.01. Stecher won the other semi-final in 11.10 ahead of Helten (11.18) and Boyle (11.22), the Australian becoming the first woman to reach three Olympic 100m finals. The big three were level until 50m in the final, when Richter pulled away to win by half a metre from the defending champion, with Helten a further half-metre behind. Boyle finished fastest of all in the last 15m to take fourth for the second time, just edging Ashford.

### Moscow, 26 Jul 1980

(1.0)				Reactions
1,	(5) Lyudmila Kondratyeva	RUS	URS 11.06	0.155
2,	(8) Marlies Oelsner/Göhr	GDR	11.07	0.139
3,	(4) Ingrid Auerswald	GDR	11.14	0.126
4,	(1) Linda Haglund	SWE	11.16	0.148
5,	(7) Romy Müller	GDR	11.16	0.127
6,	(6) Kathy Smallwood	GBR	11.28	0.163
7,	(2) Chantal Réga	FRA	11.32	0.157
8,	(3) Heather Hunte	GBR	11.34	0.139

(Competitors: 40; Countries: 25; Finalists: 8)

Although Kondratyeva ran a disputed 10.87 in June in Leningrad, Göhr, the European Champion and world record holder at 10.88, was favourite, especially as the US-led boycott had kept out the 1979 world number one Evelyn Ashford.

However, it was the Russian who was fastest in each of the preliminary rounds, with 11.13, 11.06 and 11.11, beating Göhr (11.18) in the semi-final, after Göhr and Auerswald had run 11.12 quarter-finals. In the final Haglund and Kondratyeva were off quickest, with Göhr slowed by shaky starting blocks. The Swede led at halfway, with Kondratyeva second, gritting her teeth at a hamstring twinge. As Haglund faded, Göhr moved to the front and Kondratyeva (7.11 at 60m) found a burst of speed in the last 15m to overhaul Göhr at the line. Limping after the race, Kondratyeva had to withdraw from the 200m and relay. The other GDR sprinters had swooped on Haglund, with Auerswald passing her in the last few metres for the bronze medal. In 2004, Kondratyeva's gold medal went up for sale on eBay for \$3000.

### Los Angeles, 5 Aug 1984

(-1.2)				Reactions
1,	(4) Evelyn Ashford	USA	10.97 <sup>OR</sup>	0.166
2,	(7) Alice Brown	USA	11.13	0.177
3,	(6) Merlene Ottey-Page	JAM	11.16	0.161
4,	(1) Jeanette Bolden	USA	11.25	0.190
5,	(7) Grace Jackson	JAM	11.39	0.171
6,	(6) Angela Bailey	CAN	11.40	0.169
7,	(2) Heather Hunte/Oakes	GBR	11.43	0.159
8,	(3) Angella Taylor	CAN	11.62	0.178

(Competitors: 46; Countries: 33; Finalists: 8)

Ashford missed the 1980 Olympics because of the boycott, and was injured during that season, an occurrence which repeated itself during her duel with Göhr in the 1983 World Championships. After injuring herself at the US Trials Ashford was not a certainty to win, even without the GDR sprinters. Ashford was fastest in the heats (11.06) and semi-finals, beating Ottey 11.03 to 11.17. In the final the diminutive (1.58/59kg) Brown was away quickest, but Ashford and Bolden caught her at 20m, and Ottey pulled level with Bolden at halfway. Ashford

surged away, and crossed the line in splendid isolation 1.5m to the good, with Brown just holding off Ottey. Two weeks later Ashford and Göhr met in Zürich, with the American setting a world record of 10.76 ahead of Göhr's 10.84.

### Seoul, 25 Sep 1988

(3.0)				Reactions
1,	(3) Florence Griffith Joyner	USA	10.54 <sup>w</sup>	0.131
2,	(6) Evelyn Ashford	USA	10.83	0.176
3,	(5) Heike Drechsler	GDR	10.85	0.143
4,	(8) Grace Jackson	JAM	10.97	0.168
5,	(1) Gwen Torrence	USA	10.97	0.148
6,	(2) Natalya Pomoshchnikova	RUS	URS 11.00	0.141
7,	(7) Juliet Cuthbert	JAM	11.26	0.165
8,	(4) Aneliya Nuneva	BUL	11.49	0.140

(Competitors: 64; Countries: 42; Finalists: 8)

Splits	20m	40m	50m	60m	80m
Griffith Joyner	3.08	5.04	5.97	6.90	8.69
Ashford	3.18	5.15	6.08	7.02	8.90
Drechsler	3.14	5.14	6.08	7.02	8.91
Jackson	3.20	5.17	6.14	7.10	9.01
Torrence	3.11	5.13	6.10	7.06	8.95
Pomoshchnikova	3.18	5.18	6.16	7.12	9.03
Cuthbert	3.16	5.16	6.10	7.08	9.02
Nuneva	3.08	5.06	6.00	6.94	8.90

Griffith Joyner had developed, at the age of 28, from being a top sprinter in 1987 capable of 10.90-11.00 on her best days, to 10.60-10.70 in 1988. She ran an unbelievable 10.49 in the US Trials, which was ratified as a world record although felt by many to be wind-assisted. Nevertheless, she had the next-fastest run, 10.61, and was considered unbeatable for Seoul. She duly set an Olympic record in the heats with 10.88, which Ashford equalled in the second round. In the next race "Flo-Jo" ran 10.62, beating Cuthbert and 1980 winner Kondratyeva by 4m. Ashford (10.99) and Griffith Joyner (10.70w) won their semi-finals.

The final saw Flo-Jo superior in every department. Her reaction time was the quickest at 0.131 seconds, and by 40m she was threatened only by Nuneva, who was 0.02 seconds behind. Nuneva (who was confusingly listed under her unfamiliar married name of Vechernikova) pulled a muscle just before 80m, and hobbled across the line in last place. Up ahead, Griffith Joyner had switched gears at 60m, and her advantage of 0.12 seconds at 60m more than doubled in the next 30m to 0.26 seconds. With a high knee lift and a long stride which made her look almost as though she was prancing Flo-Jo was unlike any other woman sprinter before or since. A huge smile creased her face for the last 20m of the race, and she crossed the line with her 48th stride of the race nearly 3m ahead of Ashford, who got away from Drechsler in the last 15m.

### Barcelona, 1 Aug 1992

(-1.0)				Reactions
1,	(2) Gail Devers	USA	10.82	0.138
2,	(3) Juliet Cuthbert	JAM	10.83	0.163
3,	(6) Irina Privalova	RUS	EUN 10.84	0.184
4,	(5) Gwen Torrence	USA	10.86	0.175
5,	(4) Merlene Ottey	JAM	10.88	0.164
6,	(7) Aneliya Nuneva	BUL	11.10	0.134
7,	(8) Mary Onyali	NGR	11.15	0.190
8,	(1) Liliana Allen	CUB	11.19	0.174

(Competitors: 54; Countries: 41; Finalists: 8)

With World Champion Katrin Krabbe (GDR) disqualified for drug abuse, there was no clear favourite. Cuthbert ran the fastest heat (11.14) and improved to 11.12 in the second round, which remained the fastest until the last quarter-final when Privalova ran 10.98 into a 1.1 wind. Cuthbert won her semi-final in 10.98 by more than a metre from

Devers (11.12), and Torrence won the other heat in 11.02 into a very strong (2.9) wind. Behind her Ottey (11.07) finished quickly to pass Privalova (11.08) just before the line.

The Russian was away best in the final, and maintained a slim lead until 80m, but at that point there were five possible winners, as Torrence, Devers and Cuthbert were virtually even with Privalova, and fast-finishing Ottey was no more than 30cm behind. The picture was no clearer as the five flashed over the line, with a wait of five minutes before Devers was announced as the winner. The time would have been around 10.70 had the wind blown in the opposite direction.

### Atlanta, 27 Jul 1996

				<u>Reactions</u>
<b>(-0.7)</b>				
1, (3)	Gail Devers	USA	10.94	0.166
2, (4)	Merlene Ottey	JAM	10.94	0.166
3, (6)	Gwen Torrence	USA	10.96	0.151
4, (8)	Chandra Sturup	BAH	11.00	0.176
5 (2)	Marina Trandenkova	RUS	11.06	0.151
6, (1)	Natalya Voronova	RUS	11.10	0.133
7, (5)	Mary Onyali	NGR	11.13	0.174
8, (7)	Zhanna Pintusevich	UKR	11.14	0.176

(Competitors: 56; Countries: 38; Finalists: 8)

Devers was fastest in the first two rounds with the only sub-11 clockings, 10.92 then 10.94. In the first semi-final Ottey took an early lead and edged Torrence 10.93 to 10.97, while Devers won the second race in 11.00, with Cuthbert missing out on the final despite running 11.07. Voronova had the quickest reaction to the gun in the final, but Devers quickly took the lead with Ottey and Torrence just behind.

The Jamaican caught the reigning champion at 60m, but Devers fought back, and the two went through the line together, with Torrence perhaps 15cm behind. Sturup was an unheralded fourth just behind Torrence.

The winning margin was deemed to be 0.005, approximately 5cm, and was a re-run of the 1993 World Championships, where Devers also won from Ottey by just one thousandth. Six years earlier, Devers had been diagnosed as suffering from Graves' disease, which affects the thyroid gland, and at one point was in danger of having a foot amputated.

### Sydney, 23 Sep 2000

Even though she is placed first, the IOC regard Thánou as the silver medallist and not the Olympic Champion, as noted below

				<u>Reactions</u>
<b>(-0.4)</b>				
1, (4)	Katerína Thánou	GRE	11.12	0.206
2, (1)	Tayna Lawrence	JAM	11.18	0.163
3, (3)	Merlene Ottey	JAM	11.19	0.179
4, (7)	Zhanna Pintusevich-Block	UKR	11.20	0.223
5, (6)	Chandra Sturup	BAH	11.21	0.193
6, (8)	Sevatheda Fynes	BAH	11.22	0.253
7, (2)	Debbie Ferguson	BAH	11.29	0.238
(5)	Marion Jones	USA	DQ (r40.8) (10.75)	0.189

(Competitors: 84; Countries: 63; Finalists: 8)

Rightful finalist (in place of Jones):

Chryste Gaines USA (4s2, 11.23)

Jones came to Sydney unbeaten all year, but with the pressure of attempting to win five gold medals and dealing with the recent drugs disqualification of her then husband CJ Hunter. Showing a chilling level of focus considering the circumstances, she erupted to a 10.83 clocking in the second round, finishing almost 2m clear of Thánou, one of her most serious opponents. The following day, Jones won her semi-final in 11.01 (-1.1) from Thánou (11.10), while Ottey, in her fifth Olympic Games and aged 40, won the other heat in 11.22 (-0.5).

Jones took the lead at the 25m mark in the final and overwhelmed the opposition, winning by 4m. Behind her, Thánou took silver, while

Lawrence edged out Ottey on the line by 0.01 for the bronze medal. The apparent margin of victory of 0.37 was the second largest-ever after Marjorie Jackson's 0.38 in 1952. It was Jones's most comprehensive win of her 11 finals in 2000, and the first of three golds and five medals won by her in Sydney.

In October 2007, Marion Jones confessed to doping violations dating back to just before the 2000 Olympic Games. The following month, the IAAF Council annulled all of her results since September 1, 2000. In December 2007, the IOC Executive Board decided to disqualify Jones from all events in which she had competed at the 2000 Games. No appeal was filed by Jones against this decision, indeed she returned all five of her Sydney medals. The IOC requested that the IAAF "postpone any further adjustment of results until further notice". IOC President Jacques Rogge had in the meantime explained "This is not going to be merely an automatic upgrade. Every potentially upgraded athlete will be scrutinised on her merit. We want to upgrade athletes that we know are absolutely clean."

It was not until December 2009 that the IOC Executive Board reallocated Jones's individual medals. Her 200m gold and long jump bronze went to those women who finished directly behind her, but this was not the case for the 100m where the runner-up was Thánou, who by then had served a two-year doping suspension to 2006. The IOC spokesman Mark Adams explained that Thánou "disgraced herself and the Olympic movement by avoiding three doping tests ... she admitted anti-doping violations when she accepted a two-year suspension from the IAAF. The rankings in the actual race are a matter for the IAAF, and they are changed, but the actual awarding of any medal is not a right. Therefore, in this case, it will not happen. It is felt that with her conduct, she did not deserve to be honoured with this recognition."

Therefore, though Thánou effectively won the race, her reward remained the silver she originally won behind Jones. The Jamaicans Lawrence and Ottey were however elevated to silver and bronze. Which means that the title of 2000 Olympic 100m Champion is vacant, there are two silver medallists, and Ottey's total of Olympic medals rises to a women's record total of nine.

### Athens, 21 Aug 2004

				<u>Reactions</u>
<b>(-0.1)</b>				
1, (6)	Yuliya Nesterenko	BLR	10.93	0.186
2, (4)	Lauryn Williams	USA	10.96	0.212
3, (3)	Veronica Campbell	JAM	10.97	0.199
4, (1)	Ivet Lalova	BUL	11.00	0.154
5, (2)	Aleen Bailey	JAM	11.05	0.208
6, (5)	Sherone Simpson	JAM	11.07	0.164
7, (8)	Debbie Ferguson	BAH	11.16	0.177
8, (7)	LaTasha Colander	USA	11.18	0.183

(Competitors: 63; Countries: 52; Finalists: 8)

The surprise of the heats was Nesterenko, whose national record 10.94 was a full two tenths faster than the next best time, by race favourite Arron, and 44 year-old Ottey, who was now representing Slovenia. Arron (11.10), NCAA champion Williams (11.03), Simpson (11.09) and Nesterenko (10.99) were the quarter-finals winners. Nesterenko continued her consistent running in the semis, edging Campbell 10.92 to 10.93, with Lalova and Ferguson both running 11.04 to easily eliminate Arron and former champion Devers. The other semi saw Williams win in 11.01, with US Trials winner Colander just edging Ottey 11.18 to 11.21 for the last qualifying place. Only Bailey of the finalists had also been in the top eight in the 2003 World Championships.

Lalova reacted quickest in the final, but was quickly caught by Williams (the slowest reactor), who led the race until 80m, when Nesterenko powered by to win by 30cm. Williams just edged Campbell for the silver. The Belarusian had become the first athlete to run wind-legal sub-11 in all four rounds of a major championship (though Griffith Joyner had averaged 10.685 in 1988 with an average wind reading of +1.9).

## Beijing, 17 Aug 2008

(0.0)				Reactions	
1,	(4)	Shelly-Ann Fraser	JAM	10.78	0.190
=2,	(2)	Sherone Simpson	JAM	10.98	0.155
	(7)	Kerron Stewart	JAM	10.98	0.232
4,	(8)	Lauryn Williams	USA	11.03	0.149
5,	(5)	Muna Lee	USA	11.07	0.234
6,	(9)	Jeanette Kwakye	GBR	11.14	0.161
7,	(3)	Debbie Ferguson McKenzie	BAH	11.19	0.167
8,	(6)	Torri Edwards	USA	11.20	0.179

(Competitors: 85; Countries: 71; Finalists: 8)

This was expected to be a USA-Jamaica battle. On June 28 Lee (10.85) had won the US Trials from Edwards and Williams (both 10.90), while on the same day at the Jamaican Championships, World Champion Veronica Campbell-Brown had run 10.88 in fourth place, kept out of the Olympic team by Stewart (10.80), Fraser (10.85) and Simpson (10.87).

Nigeria's Damola Osayomi was fastest in the heats with 11.13. Ominously, all three Jamaicans won their quarter-finals, with Stewart (10.98) the fastest of the day. Fraser (11.00) won the first semi-final from Lee (11.07), with veteran Chandra Sturupp the fastest eliminated athlete at 11.22. The smooth-striding Stewart took the other semi-final easily in 11.05 from Edwards (11.18), with Strurupp's teammate Ferguson McKenzie qualifying for her third consecutive final.

In the final, Williams and Fraser were the quickest into their running. Edwards was not, as she visibly twitched in the set position and thought she would be called for a false start. This later formed the basis of a dismissed US protest, as Edwards had been quicker into her running than her teammate Lee, who, with Stewart, had a very sloth-like reaction to the gun. Fraser dominated the race, quickly breaking clear of Simpson, and edging further away with each deceptively long stride. Stewart closed very quickly, catching Simpson on the line to tie for second place, a full two metres behind. The relatively small (160/52kg) Fraser had improved more than half a second in 2008 (from 11.31) to dominate the final, with Jamaica gaining the first-ever clean sweep in the event.

## London, 4 Aug 2012

(1.5)				Reactions	
1,	(7)	Shelly-Ann Fraser-Pryce	JAM	10.75	0.153
2,	(5)	Carmelita Jeter	USA	10.78	0.153
3,	(4)	Veronica Campbell-Brown	JAM	10.81	0.143
4,	(9)	Tianna Madison	USA	10.85	0.171
5,	(8)	Allyson Felix	USA	10.89	0.176
6,	(2)	Kelly-Ann Baptiste	TTO	10.94	0.128
7,	(3)	Murielle Houré	CIV	11.00	0.156
8,	(6)	Blessing Okagbare	NGR	11.01	0.165

(Competitors: 79; Countries: 68; Finalists: 8)

Five of the seven heats were won with sub-11 marks, the best of which was Jeter's powerful and controlled 10.83. The two slowest heats were won by the most relaxed looking sprinters – Felix (11.01w) and reigning champion Fraser-Pryce (11.00). Jeter repeated her 10.83 in the semi-finals beating Campbell-Brown (10.89), and was again the fastest, but Fraser-Pryce's 10.85 in the second semi-final was more impressive as the Jamaican eased up over the last 15m. Okagbare won the last semi, moving from fifth at 50m to pip Madison at the tape, both running 10.92.

Fraser-Pryce and Jeter had exactly the same reaction time in the final, the difference being that the Jamaican was much more quickly into her running thereafter. At 10m Fraser-Pryce led alongside the fast reacting Baptiste, with Jeter 30cm back in fifth. Fraser went clear of the field at halfway, and Jeter moved into second just after the 60m point, with Campbell-Brown just behind her. Fraser held off Jeter to win by a third of a metre, with similar margins stretching from Jeter in second to fifth-placed Felix.

## WOMEN'S 100 METRES

## The Best on Points

23	Merlene Ottey	JAM	1984-3, 1992-5, 1996-2, 2000-3
19	Evelyn Ashford	USA	1976-5, 1984-1, 1988-2
17	Raelene Boyle	AUS	1968-4, 1972-2, 1976-4

## Most Finals

4	Ottey		
3	Boyle		
	Ashford		
	Gwen Torrence	USA	1988-5, 1992-4, 1996-3
	Debbie Ferguson-McKenzie	BAH	2000-7, 2004-7, 2008-7

## Most Appearances

6	Ottey	JAM/SLO	1984-3, 1988-dns/s2, 1992-5, 1996-2, 2000-3, 2004-5s2
5	Ferguson-McKenzie		1996-7s1, 2000-7, 2004-7, 2008-7, 2012-4h6
4	Halina Herrmann	POL/FRG	1956-5h4, 1960-4s1, 1964-7, 1968-6h6
	Ashford		1976-5, 1984-1, 1988-2, 1992-5s2
	Juliet Cuthbert	JAM	1984-8s2, 1988-7, 1992-2, 1996-5s2
	Heather Samuel	ANT	1992-5h4, 1996-7q1, 2000-4h5, 2004-6h6
	Chandra Sturupp	BAH	1996-4, 2000-5, 2004-7q1, 2008-5s1

## Placing Table

	1	2	3	4	5	6	7	8	Top3	Points
USA	9	6	2	7	6	3	1	2	17	198
JAM	2	3+2=	4	1	3	2	1	-	11	99
GER	2	3	4	3	3	1	-	1	9	92
AUS	2	1	3	3	-	2	-	-	6	62
GBR	-	2	-	-	1	4	2	2	2	36
CAN	-	2	1	1	1	1	-	1	3	33
POL	1	1	2	-	-	-	1	-	4	29
URS/EUN	1	-	1	1	-	1	-	-	2	22
BAH	-	-	-	1	1	1	3	-	0	18
CUB	-	-	1	-	1	-	-	2	1	12
ITA	-	-	1	-	1	-	-	-	1	10
BUL	-	-	-	1	-	1	-	1	0	9
BLR	1	-	-	-	-	-	-	-	1	8
GRE*	1	-	-	-	-	-	-	-	1	8
NED	1	-	-	-	-	-	-	-	1	8
RSA	-	1	-	-	-	-	-	-	1	7
RUS	-	-	-	-	1	1	-	-	0	7
UKR	-	-	-	1	-	-	-	1	0	6
FRA	-	-	-	-	1	-	1	-	0	6
SWE	-	-	-	1	-	-	-	-	0	5
NGR	-	-	-	-	-	-	2	1	0	5
GHA	-	-	-	-	-	1	-	-	0	3
TTO	-	-	-	-	-	1	-	-	0	3
CIV	-	-	-	-	-	-	1	-	0	2
TPE	-	-	-	-	-	-	1	-	0	2
TCH (SVK)	-	-	-	-	-	-	-	1	0	1
<b>Totals</b>	<b>20</b>	<b>19+2=</b>	<b>19</b>	<b>20</b>	<b>19</b>	<b>19</b>	<b>13</b>	<b>12</b>	<b>60</b>	<b>691</b>

\* Placings for Greece only do not match medals because the IOC have not (as at June 10, 2016) upgraded Katerína Thánou GRE from silver to gold in 2000, following the disqualification of Marion Jones USA. The actual Olympic medal tally for Greece is therefore as follows:


	G	S	B	M
GRE	1	-	-	1

## Breakdown of GER placings:

GDR	1	2	2	-	1	-	-	1	5	39
GER	-	1	1	3	1	1	-	-	2	35
FRG	1	-	1	-	1	-	-	-	2	18
<b>Totals</b>	<b>2</b>	<b>3</b>	<b>4</b>	<b>3</b>	<b>3</b>	<b>1</b>	<b>-</b>	<b>1</b>	<b>9</b>	<b>92</b>

## Breakdown of URS/EUN placings:

RUS	1	-	1	-	-	1	-	-	2	17
BLR	-	-	-	1	-	-	-	-	0	5
<b>Totals</b>	<b>1</b>	<b>-</b>	<b>1</b>	<b>1</b>	<b>-</b>	<b>1</b>	<b>-</b>	<b>-</b>	<b>2</b>	<b>22</b>



**200 Metres**

1928-1936: Not held

**London, 6 Aug 1948**

			<u>Adjusted</u>
1,	(1)	Fanny Blankers-Koen NED	24.4
2,	(4)	Audrey Williamson GBR	25.2
3,	(5)	Audrey Patterson USA	25.3
4,	(2)	Shirley Strickland AUS	25.2e
5,	(3)	Margaret Walker GBR	25.6
6,	(6)	Daphne Robb RSA	25.7

(Competitors: 33; Countries: 17; Finalists: 6)

		<u>Differential</u>
Blankers-Koen		0.00
Williamson		0.80 behind
Patterson		0.86
Strickland		0.85
Walker		1.19
Robb		1.25

Although Blankers-Koen had not bettered 25 seconds until 1947, she was the favourite after her 100m triumph, and two runs of 24.2 before London. Daphne Robb was the fastest in the heats with 25.3, but Blankers-Koen depleted the opposition's hopes with 24.3 in the semi-finals.

Drawn in the tight inside lane in the final, Blankers-Koen overpowered the field, cruising past them on the bend to take a 3m lead at halfway and flowing away over the rain-soaked track to win by 7m from Williamson. To put Blankers-Koen's effort in perspective, her winning margin was more than twice that of Griffith Joyner in her 1988 win, and easily the largest margin of victory in the history of the event within an Olympics.

Patterson was officially placed third, but in 1975 an examination of the photo-finish by ATFS President Bob Sparks showed that Strickland had finished in the bronze medal position. In 2015 Athletics Australia appealed again to the IAAF and IOC for Strickland to be awarded an additional bronze medal.

**Helsinki, 26 Jul 1952**

			<u>Electrics</u>
1,	(2)	Marjorie Jackson AUS	23.7 (23.89)
2,	(3)	Bertha Brouwer NED	24.2 (24.25)
3,	(6)	Nadezhda Khnykina GEO URS	24.2 (24.37)
4,	(5)	Winsome Cripps AUS	24.2 (24.40)
5,	(7)	Helga Klein GER/FRG	24.6 (24.72)
6,	(4)	Daphne Robb/Hasenjager RSA	24.6 (24.72)

(Competitors: 38; Countries: 21; Finalists: 6)

After 23.7 in June, Blankers-Koen was favoured to beat Brouwer (23.9) and Jackson (24.3y), but the reigning champion withdrew ill, leaving the way open for Jackson.

The Australian was brilliant, equalling the world record in her heat with 23.6 (23.74), some 10m ahead of the opposition. She bettered this in the semis with 23.4 (23.59), with a margin of more than 0.8 over Brouwer. Lane 1 was not used for the final, so Jackson's inside draw was not as penalising as a curb lane would normally be. Jackson blistered the curve and was 5m clear at halfway. The field managed to close slightly in the closing stages but the Australian won in dominant fashion.

**Melbourne, 30 Nov 1956**

			<u>Electrics</u>
1,	(5)	Betty Cuthbert AUS	23.4=OR (23.55)
2,	(6)	Christa Stubnick GER/GDR	23.7 (23.89)

3,	(1)	Marlene Mathews AUS	23.8 (24.10)
4,	(4)	Norma Croker AUS	24.0 (24.22)
5,	(2)	June Foulds/Paul GBR	24.3 (24.30)
6,	(3)	Gisela Köhler GER/GDR	24.3 (24.68)

(Competitors: 27; Countries: 13; Finalists: 6)

Cuthbert emerged as a world beater two months before the Games, improving her best by 0.7 to set a world record of 23.2. The only runner to duck below 24 seconds in the preliminaries, Cuthbert set herself up as favourite with times of 23.5 (23.60) and 23.6 (23.75), with June Paul next fastest at 23.8 (24.00).

In the final Cuthbert led by a metre off the curve and won by three times that margin from Stubnick and Mathews to equal the Olympic record, though the time was actually 0.04 seconds quicker than Jackson's 23.4/23.59 from the Helsinki semis.

**Rome, 5 Sep 1960**

			<u>Electrics</u>
1,	(1)	Wilma Rudolph USA	24.0 (24.13)
2,	(5)	Jutta Heine GER/FRG	24.4 (24.58)
3,	(4)	Dorothy Hyman GBR	24.7 (24.82)
4,	(3)	Mariya Itkina BLR URS	24.7 (24.85)
5,	(6)	Barbara Janiszewska POL	24.8 (24.96)
6,	(2)	Giuseppina Leone ITA	24.9 (25.01)

(Competitors: 28; Countries: 18; Finalists: 6)

After her 100m win, and the mid-season 22.9 world record which brought her to prominence, Rudolph was hot favourite to win. Her heat win in an Olympic record of 23.2 (23.30) did nothing to dispel that notion. The weather changed on the day of the semis and final, with the result that times were hindered by approximately a second by strong crosswinds. Rudolph won her semi-final in 23.7 (23.79) from the tall blonde German Heine's 24.0 (24.15), with European Champion Janiszewska third.

**Tokyo, 19 Oct 1964**

			<u>Electrics</u>
1,	(2)	Edith McGuire USA	23.0OR (23.05)
2,	(4)	Irena Kirszenstein POL	23.1 (23.13)
3,	(8)	Marilyn Black AUS	23.1 (23.18)
4,	(1)	Una Morris JAM	23.5 (23.58)
5,	(6)	Lyudmila Samotysova RUS	23.5 (23.59)
6,	(3)	Barbara Janiszewska/Sobotta POL	23.9 (23.97)
7,	(5)	Janet Simpson GBR	23.9 (23.98)
8,	(7)	Daphne Arden GBR	24.0 (24.01)

(Competitors: 36; Countries: 25; Finalists: 8)

The surprises of the preliminary rounds were the disqualification of European Champion Jutta Heine for two false starts, and the elimination of Margaret Burvill (AUS) who had set an early season world record of 22.9 over 220y. In the final, Black was off quickest in the outside lane, and used the more gently sloping curve to lead into the straight from McGuire. The American quickly made up the small deficit, and she moved away from the Australian to win clearly from the 18 year-old Kirszenstein, who used her long stride to close to within a metre of the American, overtaking Black in the last 20m.

**Mexico City, 18 Oct 1968**

			<u>Electrics</u>
1,	(7)	Irena Kirszenstein/Szewińska POL	22.5WR (22.58)
2,	(6)	Raelene Boyle AUS	22.7 (22.74)
3,	(5)	Jennifer Lamy AUS	22.8 (22.88)
4,	(1)	Barbara Ferrell USA	22.9 (22.93)
5,	(4)	Nicole Montandon FRA	23.0 (23.08)

6, (3)	Wyomia Tyus	USA	23.0	(23.08)
7, (2)	Margaret Bailes	USA	23.1	(23.18)
8, (8)	Jutta Stöck	FRG	23.2	(23.25)

(Competitors: 36; Countries: 21; Finalists: 8)

Ferrell was fastest in the heats – 22.9 (22.93) – and semis – 22.8 (22.87), while race favourite Szewińska qualified more sedately with two runs of 23.21. Tyus was away the quickest in the final, and led by a metre coming off the curve, before fading badly after 125m. Szewińska swept by, with Boyle virtually level, and the Australian only faltered in the last 30m. Szewińska's reward was a two-tenth improvement on her own world record in the first race to see four athletes run quicker than 23 seconds. Even eighth placer Stöck, daughter of the men's Olympic javelin winner in 1936, set a national record with 23.2.

### Munich, 7 Sep 1972

(1.1)				<u>Halves</u>
1, (6)	Renate Stecher	GDR	22.40WR	11.3/11.1
2, (4)	Raelene Boyle	AUS	22.45	11.4/11.1
3, (5)	Irena Kirszenstein/Szewińska	POL	22.74	11.5/11.2
4, (3)	Ellen Stropahl	GDR	22.75	11.5/11.3
=5, (7)	Christina Heinich	GDR	22.89	11.6/11.3
(1)	Annegret Kroniger	FRG	22.89	11.6/11.3
7, (8)	Alice Annum	GHA	22.99	11.5/11.5
8, (2)	Rosie Allwood	JAM	23.11	11.5/11.6

(Competitors: 36; Countries: 26; Finalists: 8)

Stecher was the only athlete to dip below 23 seconds in the heats with 22.96, and later in the day Szewińska (22.79) and Stropahl (22.93) emulated her. Stropahl (22.90) and Stecher (22.83) won the semi-finals with Boyle and Szewińska running 22.92 behind Stropahl. In the final Stecher quickly took the lead and passed 100m in 11.3, with Boyle just behind her. The two battled down the straight, with Stecher's strength the telling factor. She got home by half a metre in 22.4 to the world record, though the automatic time was nearly two-tenths faster than Szewińska's Mexico record, with Boyle also beating the previous best. Behind them was the fastest mass finish ever, with Szewińska completing her set of 200m medals just ahead of Stropahl.

### Montreal, 28 Jul 1976

(0.0)				<u>Halves</u>
1, (2)	Bärbel Eckert	GDR	22.37OR	11.2/11.2
2, (5)	Annegret Richter	FRG	22.39	11.3/11.1
3, (8)	Renate Stecher	GDR	22.47	11.3/11.2
4, (4)	Carla Bodendorf	GDR	22.64	11.4/11.2
5, (7)	Inge Helten	FRG	22.68	11.3/11.4
6, (1)	Tatyana Prorochenko	UKR	23.03	11.5/11.5
7, (3)	Denise Robertson	AUS	23.05	11.5/11.6
8, (6)	Chantal Réga	FRA	23.09	11.5/11.6

(Competitors: 36; Countries: 21; Finalists: 8)

Stecher was again favourite to win from Boyle, but the Australian was disqualified for two false starts in her semi-final, which she blamed on faulty electronic starting equipment and too harsh a starter. Stecher won that race in 22.68, the fastest ever preliminary time. Eckert, very much an outsider, won the other semi in 22.71 ahead of Richter.

In the final, Eckert ran a superb bend, and led marginally from Stecher. Eckert edged away from her teammate, and Richter finished powerfully, passing Stecher and just failing to catch Eckert, as the 21 year-old beat Stecher's Olympic record by 0.03.

### Moscow, 30 Jul 1980

(1.5)				<u>Halves</u>
1, (1)	Bärbel Eckert/Wöckel	GDR	22.03OR	11.3/10.7
2, (6)	Natalya Bochina	URS	22.19	11.3/10.9
3, (3)	Merlene Ottey	JAM	22.20	11.3/10.9

4, (8)	Romy Müller	GDR	22.47	11.4/11.1
5, (7)	Kathy Smallwood	GBR	22.61	11.7/10.9
6, (5)	Bev Goddard	GBR	22.72	11.7/11.0
7, (4)	Denise Robertson/Boyd	AUS	22.76	11.6/11.2
8, (2)	Sonia Lannaman	GBR	22.80	11.7/11.1

(Competitors: 35; Countries: 25; Finalists: 8)

World record holder Koch, concentrating on the 400m, and European Champion Kondratyeva, who was injured in the 100m, did not start, leaving reigning champion Wöckel as favourite. Bochina was fastest in the preliminaries with 22.26 in round 2, and Ottey beat Wöckel 22.32 to 22.54 in the semi-finals.

Wöckel had the misfortune to draw lane 1 in the final, but she ran a good bend, reaching the straight just ahead of Bochina and Ottey. She powered away early in the straight, and the 18 year-old Russian just dipped for the line ahead of Ottey to take silver. Wöckel became the third athlete to win this title from the most difficult lane, Blankers-Koen and Rudolph being the others.

### Los Angeles, 9 Aug 1984

(-0.1)				<u>Halves</u>
1, (7)	Valerie Brisco-Hooks	USA	21.81OR	11.20/10.61
2, (4)	Florence Griffith	USA	22.04	11.17/10.87
3, (2)	Merlene Ottey-Page	JAM	22.09	11.26/10.83
4, (3)	Kathy Smallwood/Cook	GBR	22.10	11.37/10.73
5, (8)	Grace Jackson	JAM	22.20	11.44/10.76
6, (5)	Randy Givens	USA	22.36	11.51/11.05
7, (6)	Rose-Aimée Bacoul	FRA	22.78	11.48/11.30
8, (1)	Liliane Gaschet	FRA	22.86	11.67/11.19

(Competitors: 37; Countries: 28; Finalists: 8)

Ottey, the Commonwealth Champion, was the favourite, but the Americans were the quickest qualifiers. Griffith beat Ottey 22.27 to 22.57 after gaining all of her 3m margin in the first half, run in 11.32. Brisco-Hooks won the other semi-final in 22.26, but had more pressure from Jackson (22.32) and Cook (22.38).

Griffith was off quickest in the final, and led by a slim margin off the curve, with Ottey-Page a metre behind the leader. Brisco-Hooks used her 400m strength down the straight, and pulled away to win in a US record 21.81, 2m ahead of Griffith, with Ottey-Page just holding off the fast-finishing Cook. Brisco-Hooks became the first athlete to win the 200m and 400m in the same Games.

### Seoul, 26 Sep 1988

(1.3)				<u>Halves</u>	
1, (5)	Florence Griffith Joyner	USA	21.34WR	11.18/10.16	
2, (6)	Grace Jackson	JAM	21.72	11.32/10.40	
3, (1)	Heike Drechsler	GDR	21.95	11.36/10.59	
4, (3)	Merlene Ottey	JAM	21.99	11.19/10.80	
5, (4)	Silke Gladisch/Möller	GDR	22.09	11.25/10.84	
6, (8)	Gwen Torrence	USA	22.17	11.38/10.79	
7, (2)	Maya Azarashvili	GEO	URS	22.33	11.41/10.92
8, (7)	Galina Malchugina	RUS	URS	22.42	11.54/10.88

(Competitors: 59; Countries: 42; Finalists: 8)

<u>Splits</u>	<u>50m</u>	<u>100m</u>	<u>150m</u>
Griffith Joyner	6.29	11.18	16.10
Jackson	6.32	11.32	16.38
Drechsler	6.29	11.36	16.51
Ottey	6.20	11.19	16.44
Gladisch/Möller	6.28	11.25	16.46
Torrence	6.33	11.38	16.56
Azarashvili	6.34	11.41	16.68
Malchugina	6.41	11.54	16.77

After setting a US and Olympic record of 21.76 in the quarter-finals, Griffith Joyner broke the world record (of 21.71) with 21.56 in the first

semi, after passing 100m in 11.24. She beat Ottey (22.07) by 5m, with 1987 World Champion Möller third in 22.15. Jackson won the other semi in 22.13, with previous world record holder Drechsler second in 22.27.

Ottey passed 50m a metre up on Griffith Joyner, but the American caught up at the 100m mark and went 3m clear by 150m. Ottey had begun to slow because of tight hamstrings, and eventually had to give way to Drechsler for the bronze medal. Ottey's tall graceful compatriot, Jackson, had moved from fifth at 100m to second at 150m, and she lost just one more metre to the flying Griffith Joyner in the last 50m, as the American broke the world record for the second time in 100 minutes.

### Barcelona, 6 Aug 1992

(-0.6)				Halves
1, (6)	Gwen Torrence	USA	21.81	11.27/10.54
2, (4)	Juliet Cuthbert	JAM	22.02	11.3/10.7
3, (5)	Merlene Ottey	JAM	22.09	11.2/10.9
4, (3)	Irina Privalova	RUS	22.19	11.2/11.0
5, (7)	Carlette Guidry	USA	22.30	11.4/10.9
6, (8)	Grace Jackson	JAM	22.58	11.6/11.0
7, (2)	Michelle Finn	USA	22.61	11.4/11.2
8, (1)	Galina Malchugina	RUS	22.63	11.5/11.1

(Competitors: 51; Countries: 40; Finalists: 8)

After the 100m final, Torrence caused a furor by suggesting that two of the medallists had taken drugs, but then retracted her statement, effectively increasing the pressure on herself for the 200m. Nevertheless, she had the fastest time before the final with her semi-final win in 21.72, ahead of Cuthbert (21.75) and Privalova (22.08). Ottey qualified for her fourth 200m final by winning her semi-final by 2m from Guidry in 22.12.

The eight finalists represented just three countries. The four principals occupying the central lanes were even coming off the turn, with Torrence timed in 11.27. Torrence blasted away from Cuthbert and Ottey to win by 2m in 21.81.

### Atlanta, 1 Aug 1996

(0.3)				Halves
1, (3)	Marie-José Pérec	FRA	22.12	11.38/10.74
2, (5)	Merlene Ottey	JAM	22.24	11.28/10.96
3, (4)	Mary Onyali	NGR	22.38	11.37/11.01
4, (7)	Inger Miller	USA	22.41	11.36/11.05
5, (6)	Galina Malchugina	RUS	22.45	11.56/10.89
6, (8)	Chandra Sturup	BAH	22.54	11.32/11.22
7, (1)	Juliet Cuthbert	JAM	22.60	11.51/11.09
8, (2)	Carlette Guidry	USA	22.61	11.41/11.20

(Competitors: 45; Countries: 32; Finalists: 8)

Pérec was the fastest athlete in each round, with times of 22.62, 22.24 and 22.07 before the final. However, she was only marginally faster than Ottey who won the other semi-final in 22.08. The 400m winner towed Onyali (22.16), Cuthbert (22.24) and Miller (22.33) to fast times, while Malchugina (22.35) followed Ottey home.

The Jamaican started best in the final, and led by half a metre from Sturup and a metre from the rest at halfway. Pérec was fifth, but her strength in the 200m was known to be her finishing power. The Frenchwoman's giant strides cut down the field in the straight, and she caught the tiring Ottey with 15m to go, and won going away by a metre. Ottey won her fourth medal in five 200m finals!

Writing in the ATFS Golden Jubilee book in 2000, Swedish expert Lennart Julin noted that "a *blatant* lane violation by Pérec ... passed unnoticed by both judges and media."

### Sydney, 28 Sep 2000

(0.7)				Halves
1, (3)	Pauline Davis	BAH	22.27	11.3/11.0
2, (6)	Susanthika Jayasinghe	SRI	22.28	11.2/11.1
3, (1)	Beverly McDonald	JAM	22.35	11.4/11.0

4, (5)	Debbie Ferguson	BAH	22.37	11.3/11.1
5, (7)	Melinda Gainsford	AUS	22.42	11.4/11.0
6, (2)	Cathy Freeman	AUS	22.53	11.7/10.8
7, (8)	Zhanna Pintusevich-Block	UKR	22.66	11.4/11.3
(4)	Marion Jones	USA	DQ (r40.8) (21.84)	11.0/10.8

Rightful finalist (in place of Jones):

Felipa Palacios	COL	(4s1, 23.11)
-----------------	-----	--------------

(Competitors: 51; Countries: 35; Finalists: 8)

McDonald was the fastest in the first two rounds (22.50 and 22.44), while the doomed Marion Jones looked relaxed and impressive with 22.75 and 22.50 clockings. Jones won her semi-final easily in 22.40 (-1.4) ahead of Ferguson (22.62). Davis won the other race in friendlier conditions (0.7) in 22.38, from Jayasinghe (22.45).

Jones powered through the curve in the final, and led by 3m into the straight. She gained another metre in the second half of the race to win by 0.44 seconds. Davis just edged Jayasinghe for second by 0.01, while home favourites Gainsford and Freeman were sixth and seventh.

Jones's margin of victory was similar to America's previous 100/200 doublers – Griffith-Joyner (0.38) and Wilma Rudolph (0.45), but less than Blankers-Koen (0.7 in 1948). That statistic lost all meaning in 2007 when Jones admitted to doping violations going back to before Sydney. She was swiftly stripped of her title, and in December 2009 the IOC upgraded all the other finalists, meaning that Davies became, in retrospect, her country's first Olympic Champion in athletics.

### Athens, 25 Aug 2004

(0.8)				Halves
1, (4)	Veronica Campbell	JAM	22.05	11.1/11.0
2, (3)	Allyson Felix	USA	22.18	11.2/11.0
3, (8)	Debbie Ferguson	BAH	22.30	11.3/11.0
4, (6)	Aleen Bailey	JAM	22.42	11.4/11.0
5, (2)	Ivet Lalova	BUL	22.57	11.4/11.2
6, (1)	Kim Gevaert	BEL	22.84	11.5/11.3
=7, (7)	Muna Lee	USA	22.87	11.6/11.3
(5)	Abiodun Oyepitan	GBR	22.87	11.5/11.4

(Competitors: 42; Countries: 32; Finalists: 8)

The fewest competitors for 20 years did not detract from a close competition. Felix (22.39 in round 1) and Campbell (22.49 in round 2) were the only athletes to dip below 22.50 before the semi-finals. These two shaped up as the likely protagonists for the gold. Felix won the first race in 22.36, and Campbell set herself up as the favourite with her lifetime best of 22.13, ahead of Bailey's 22.33 in the other semi-final.

Merlene Ottey, who won her first 200m Olympic medal before five of the finalists were born, pulled up injured in the semi-final, which was her 53rd Olympic race. Campbell, aware of Felix's strength in the last 50m, bolted out of the blocks and was nearly two metres clear coming off the curve. Felix finished more than a metre clear of Ferguson and Bailey, setting an official world junior record of 22.18 in the process, but could not close to within a metre of Campbell, as all of the top four ran their second 100 in 11.0.

### Beijing, 21 Aug 2008

(0.6)				Halves
1, (4)	Veronica Campbell-Brown	JAM	21.74	11.00/10.74
2, (5)	Allyson Felix	USA	21.93	11.17/10.76
3, (6)	Kerron Stewart	JAM	22.00	11.15/10.85
4, (9)	Muna Lee	USA	22.01	11.10/10.91
5, (7)	Marshevet Hooker	USA	22.34	11.21/11.13
6, (8)	Sherone Simpson	JAM	22.36	11.32/11.04
7, (2)	Debbie Ferguson McKenzie	BAH	22.61	11.46/11.15
8, (3)	Cydonie Mothersill	CAY	22.68	11.50/11.18

(Competitors: 46; Countries: 38; Finalists: 8)

The 2004 Champion had married sprinter Omar Brown in December 2007. After a 23.04 heat and 22.64 second round, she controlled the



first semi-final, easing down with her last few strides to clock 22.19 ahead of Stewart, Lee and Ferguson McKenzie who therefore became a double sprint finalist for the third games in succession. Felix won the other semi-final in 22.33, though appeared to be below top form due to a hip problem.

Campbell-Brown and Stewart started best in the final, and as the curve unwound Campbell-Brown was a metre up on Stewart with Felix a fraction behind. Despite Felix's best efforts, Campbell-Brown extended her lead and finished in 21.74 to become the equal eighth-fastest of all-time, and the quickest Olympian since 1992. She increased her winning margin over Felix in comparison with 2004 and thus became only the second woman to win consecutive titles at the 200m. Just like the other woman (Bärbel Eckert/Wöckel), she got married in between her two titles.

## London, 8 Aug 2012

(0.7)		Halves		
1, (7)	Allyson Felix	USA	21.88	11.05/10.83
2, (4)	Shelly-Ann Fraser-Pryce	JAM	22.09	11.15/10.94
3, (9)	Carmelita Jeter	USA	22.14	11.08/11.06
4, (5)	Veronica Campbell-Brown	JAM	22.38	11.10/11.28
5, (6)	Sanya Richards-Ross	USA	22.39	11.35/11.04
6, (8)	Murielle Houré	CIV	22.57	11.27/11.30
7, (2)	Myriam Soumaré	FRA	22.63	11.41/11.22
(3)	Semoy Hackett	TTO	DQ (r40.9) (22.87)	11.45/11.42

Rightful finalist (in place of Hackett):  
 Mariya Ryemyen UKR (4s1, 22.62) or  
 LaVerne Jones-Ferrette ISV (3s2, 22.62)  
 (Competitors: 52; Countries: 39; Finalists: 8)

The final featured three reigning double-barrelled Olympic Champions: defending champion Campbell-Brown, 100m champion Fraser-Pryce and 400m winner Richards-Ross. Fresh from fifth place and a personal best at 100m, Felix was quickly away in the final, and had a slim but clear advantage at 50m. At the halfway point she was half a metre ahead of Fraser-Pryce, Jeter and Campbell-Brown. Richards-Ross was more than three metres behind. It looked briefly as though Fraser-Pryce might catch Felix, but the elegant American finished well clear of the 100m winner in 21.88, with Jeter in third place. After two silver medals in the event, Felix was predictably happy: "I mean, finally, it's been a long time coming. I am so overjoyed."

### WOMEN'S 200 METRES

#### The Best on Points

30	Merlene Ottey	JAM	1980-3, 1984-3, 1988-4, 1992-3, 1996-2
22	Allyson Felix	USA	2004-2, 2008-2, 2012-1
21	Irena Szewińska	POL	1964-2, 1968-1, 1972-3
	Veronica Campbell-Brown	JAM	2004-1, 2008-1, 2012-4
16	Bärbel Eckert/Wöckel	GDR	1976-1, 1980-1

#### Most Finals

5	Ottey		
3	Szewińska		
	Grace Jackson	JAM	1984-5, 1988-2, 1992-6
	Galina Malchugina	URS/EUN/RUS	1988-8, 1992-8, 1996-5
	Debbie Ferguson-McKenzie	BAH	2000-4, 2004-3, 2008-7
	Felix		
	Campbell-Brown		

#### Most Appearances

6	Ottey	JAM/SLO	1980-3, 1984-3, 1988-4, 1992-3, 1996-2, 2004-dnf/s1
5	Mary Onyali	NGR	1988-5s1, 1992-5s2, 1996-3, 2000-5q3, 2004-8q3
4	Pauline Davis	BAH	1984-8s2, 1988-7s1, 1992-6s1, 2000-1
	Ferguson-McKenzie		2000-4, 2004-3, 2008-7, 2012-6h2

### Women's 200 Metres, continued

#### Placing Table

	G	S	B	4	5	6	7	8	M	Points
USA	6	3	2	3	3	3	2+1=	1	11	123.5
JAM	2	4	5	4	1	2	1	1	11	107
GER	3	3	2	3	3+2=	1	-	1	8	95
AUS	2	2	3	3	1	1	2	-	7	74
GBR	-	1	1	1	3	1	1+1=	2	2	38.5
URS/EUN	-	1	1	2	1	1	1	2	2	34
POL	1	1	1	-	1	1	-	-	3	28
BAH	1	-	1	1	-	1	1	-	2	24
FRA	1	-	-	-	1	-	2	2	1	18
NED	1	1	-	-	-	-	-	-	2	15
SRI	-	1	-	-	-	-	-	-	1	7
NGR	-	-	1	-	-	-	-	-	1	6
RSA	-	-	-	-	-	2	-	-	0	6
BUL	-	-	-	-	1	-	-	-	0	4
RUS	-	-	-	-	1	-	-	-	0	4
BEL	-	-	-	-	-	1	-	-	0	3
CIV	-	-	-	-	-	1	-	-	0	3
ITA	-	-	-	-	-	1	-	-	0	3
GHA	-	-	-	-	-	-	1	-	0	2
UKR	-	-	-	-	-	-	1	-	0	2
CAY	-	-	-	-	-	-	-	1	0	1
<b>Totals</b>	<b>17</b>	<b>17</b>	<b>17</b>	<b>17</b>	<b>16</b>	<b>12</b>	<b>2=</b>	<b>10</b>	<b>51</b>	<b>598</b>

#### Breakdown of GER placings:

GDR	3	-	2	3	1+1=	-	-	-	5	58.5
GER	-	2	-	-	1	1	-	-	2	21
FRG	-	1	-	-	1+1=	-	-	1	1	15.5
<b>Totals</b>	<b>3</b>	<b>3</b>	<b>2</b>	<b>3</b>	<b>3+2=</b>	<b>1</b>	<b>-</b>	<b>1</b>	<b>8</b>	<b>95</b>

#### Breakdown of URS/EUN placings:

RUS	-	1	-	1	1	-	-	2	1	18
GEO	-	-	1	-	-	-	1	-	1	8
BLR	-	-	-	1	-	-	-	-	0	5
UKR	-	-	-	-	-	1	-	-	0	3
<b>Totals</b>	<b>-</b>	<b>1</b>	<b>1</b>	<b>2</b>	<b>1</b>	<b>1</b>	<b>1</b>	<b>2</b>	<b>2</b>	<b>34</b>

## 400 Metres

1928-1960: Not held

## Tokyo, 17 Oct 1964

#### Electrics

1, (2)	Betty Cuthbert	AUS	52.00R	(52.01)
2, (6)	Ann Packer	GBR	52.2	(52.20)
3, (3)	Judy Amoore	AUS	53.4	
4, (4)	Antonia Munkácsi	HUN	54.4	
5, (5)	Mariya Itkina	BLR	URS	54.6
6, (1)	Tilly van der Zwaard	NED	55.2	
7, (7)	Gertrud Schmidt	GER/GDR	55.4	
8, (8)	Evelyne Lebreton	FRA	55.5	

(Competitors: 23; Countries: 18; Finalists: 8)

The pre-Olympic lists were topped at 52.8 by Shin Kim Dan (PRK), who was ineligible to compete as North Korea was banned by the IAAF after competing in an unsanctioned meeting (the "Games of the New Emerging Forces"). The well-regarded Packer was fastest in the heats with 53.1 (53.18), and improved in the semis to run 52.7 (52.77), winning by more than a second from Cuthbert. Amoore won the other semi in 53.3 (53.39) from veteran Itkina's 53.5 (53.50).

Cuthbert, who had retired from the sport for more than a year after the Rome Olympics, shot away at the gun, and led by 2m into the back-straight with a wind of 2-3 metres per second following the runners. Packer, Amoore and Itkina worked hard to catch Cuthbert, and the Australian led by just a metre from the Briton as they turned back into the wind. Cuthbert held on to become the only person in Olympic history to win gold medals in all three sprints, missing Sim's official world record by 0.1, though her electric time of 52.01 was worth 51.9 on hand timing. Packer finished a disappointed second just over a metre back with her second European record in 24 hours, while Amoore was a solid third some 8m ahead of Munkácsi and Itkina.

**Mexico City, 16 Oct 1968**

				<u>Electrics</u>
1,	(5)	Colette Besson	FRA	52.0=OR (52.03)
2,	(1)	Lillian Board	GBR	52.1 (52.12)
3,	(8)	Natalya Pechonkina	RUS URS	52.2 (52.25)
4,	(7)	Janet Simpson	GBR	52.5 (52.57)
5,	(2)	Aurelia Penton	CUB	52.7 (52.75)
6,	(4)	Jarvis Scott	USA	52.7 (52.79)
7,	(3)	Helga Henning	FRG	52.8 (52.89)
8,	(6)	Hermína van der Hoeven	NED	53.0 (53.02)

(Competitors: 29; Countries: 21; Finalists: 8)

Board was the favourite and produced the fastest time before the final with 52.5 (52.56) in her semi-final, held in dry conditions after a storm had affected the first race, won by Henning in a German record 53.3 (53.33).

Scott took the lead early on in the final, and held off Board until just before 300m, when the Briton took over. As the race unwound Board was clearly struggling, and the unheralded Besson slipped by in the last 20m to win by just over half a metre, with the tall Pechonkina leaving her effort too late and finishing third, a metre behind. The standard was unprecedented, even allowing for altitude, as seven beat 53 seconds as compared with a previous best of two in the same race. Tragically, Board contracted cancer at the end of the following season, and died in December 1970, aged 22.

**Munich, 7 Sep 1972**

				<u>Halves</u>
1,	(7)	Monika Zehrt	GDR	51.08OR 24.2/26.9
2,	(4)	Rita Wilden	FRG	51.21 24.4/26.8
3,	(5)	Kathy Hammond	USA	51.64 24.5/27.1
4,	(6)	Helga Seidler	GDR	51.86 24.4/27.5
5,	(3)	Mable Ferguson	USA	51.96 24.8/27.2
6,	(8)	Charlene Rendina	AUS	51.99 25.0/27.0
7,	(1)	Dagmar Käsling	GDR	52.19 24.7/27.5
8,	(2)	Györgyi Balogh	HUN	52.39 24.2/28.2

(Competitors: 49; Countries: 29; Finalists: 8)

Zehrt had equalled the world record of 51.0 in July, and her teammate Seidler was expected to follow her home. The East Germans showed caution in the first two rounds, leaving Rendina and Wilden to duck below 52, though Balogh – with 51.71 – was the fastest before the semi-finals. Seidler improved the Olympic record in the first semi-final to 51.68 ahead of GDR third-string Käsling (51.73), and the record was bettered 10 minutes later as Zehrt ran 51.47. Hammond was the slowest qualifier with 51.92, and the excellent Yvonne Saunders (JAM) failed to make the final despite beating the pre-Munich Olympic record with 51.93.

Balogh was fastest away in the final, but Zehrt had caught her by 200m, which they passed in 24.2, with Wilden third (24.4). By 300m Balogh had started to fade, and Zehrt led (36.8) with Wilden a metre behind. The West German closed in the first half of the straight, but the 19 year-old East German pulled away to win by a metre, as the two ran the second and third fastest ever electric times. Hammond moved up from sixth to third in the finishing straight.

**Montreal, 29 Jul 1976**

				<u>Halves</u>
1,	(4)	Irena Kirszenstein/Szewińska	POL	49.28WR 23.5/25.8
2,	(2)	Christina Brehmer	GDR	50.51 23.3/27.3
3,	(8)	Ellen Streidt	GDR	50.55 23.7/26.9
4,	(1)	Pirjo Häggman	FIN	50.56 24.0/26.6
5,	(7)	Rosalyn Bryant	USA	50.65 23.3/27.4
6,	(3)	Sheila Ingram	USA	50.90 24.4/26.5

7,	(6)	Riita Salin	FIN	50.98	23.8/27.2
8,	(5)	Debra Sapenter	USA	51.66	24.0/27.7

(Competitors: 38; Countries: 19; Finalists: 8)

		<u>300m</u>
Kirszenstein/Szewińska		35.4
Brehmer		35.3
Streidt		35.7
Häggman		35.9
Bryant		35.8
Salin		35.8

In 1974 Szewińska had beaten Olympic sprints champion Renate Stecher in the European 100m and 200m, but after running 49.9 that year focused her attention on the longer event. The Pole had set a world record of 49.75 in June, beating the 49.77 of 18 year-old Brehmer run earlier in the season. Szewińska qualified for the final with 50.48 in her semi-final, just ahead of Streidt (50.51), with Bryant setting a US record in the other semi with 50.62 ahead of Brehmer (50.86).

Bryant and Brehmer were out fastest in the final, passing halfway in 23.3, 2m ahead of Szewińska, but the Pole made her move at the 300m mark, at which point only Brehmer was ahead. She ran away from the young German to win by 10m with a new world record of 49.29, though ATFS president Bob Sparks later re-read the photo at 49.28. Brehmer just held on to take the silver ahead of Streidt and Häggman, with seven of the finalists running faster than the 1972 winner. Szewińska thus won her seventh medal, with at least one medal in each of her four Olympic appearances.

**Moscow, 28 Jul 1980**

				<u>300m</u>
1,	(4)	Marita Koch	GDR	48.88OR 35.3
2,	(6)	Jarmila Kratochvílová	CZE TCH	49.46 35.6
3,	(5)	Christina Brehmer/Lathan	GDR	49.66 36.2
4,	(8)	Irina Nazarova	RUS URS	50.07 36.2
5,	(3)	Nina Zyuskova	UKR URS	50.17 36.9
6,	(1)	Gabriele Löwe	GDR	51.33 37.6
7,	(2)	Pirjo Häggman	FIN	51.35 37.6
8,	(7)	Linsey Macdonald	GBR	52.40 37.8

(Competitors: 38; Countries: 22; Finalists: 8)

Koch had improved the world record five times in 1978-79, and was prohibitive favourite. She was careful before the final, letting Kratochvílová beat her 51.04 to 51.06 in the heats, and winning her semi in a casual 50.57. Lathan won the other semi-final in 50.16 just ahead of Nazarova (50.18) with an injured Szewińska finishing her 16-year Olympic career in last place.

Koch started like a rabbit in the final, and was 2m up on Kratochvílová at 100m, and 3m up on the Czech and Lathan by the time the home straight was reached. Koch won with the second fastest time ever, and both Kratochvílová and Lathan set personal bests, as did Nazarova and Zyuskova, with all four athletes running the best ever time for place.

**Los Angeles, 6 Aug 1984**

				<u>Halves</u>
1,	(5)	Valerie Brisco-Hooks	USA	48.83OR 23.5/25.4
2,	(7)	Chandra Cheeseborough	USA	49.05 24.2/24.9
3,	(6)	Kathy Smallwood/Cook	GBR	49.43 23.4/26.1
4,	(2)	Marita Payne	CAN	49.91 24.6/25.4
5,	(8)	Lillie Leatherwood	USA	50.25 24.4/25.9
6,	(1)	Ute Thimm	FRG	50.37 24.9/25.5
7,	(3)	Charmaine Crooks	CAN	50.45 24.8/25.7
8,	(4)	Ruth Waithera	KEN	51.56 25.1/26.5

(Competitors: 28; Countries: 18; Finalists: 8)

Cheeseborough was fastest in the heats and semi-finals with times of 50.94 and 50.32 respectively, sustaining her rôle as favourite. Cook

started fastest in the final, and had made up the stagger on Cheeseborough after 150m, but was only a metre ahead of Brisco-Hooks, who had the Briton in her sights. Brisco-Hooks took the lead at 250m and powered into the straight 2m clear of Cheeseborough, who had run the third 100m very hard. Brisco-Hooks maintained her lead to the tape, and beat her previous best by almost a second. Cheeseborough also set a personal best, while Cook (by 1.03) and Payne set national records. The Eastern bloc consolation meeting was won by Koch in 48.16, with five running times quicker than 50 seconds.

### Seoul, 26 Sep 1988

				<u>Halves</u>	
1,	(3)	Olga Bryzgina UKR	URS	48.65OR	23.41/25.24
2,	(6)	Petra Müller	GDR	49.45	24.10/25.35
3,	(4)	Olga V. Nazarova RUS	URS	49.90	23.59/26.31
4,	(1)	Valerie Brisco	USA	50.16	22.94/27.22
5,	(5)	Diane Dixon	USA	50.72	23.93/26.79
6,	(8)	Denean Howard	USA	51.12	24.00/27.12
7,	(7)	Helga Arendt	FRG	51.17	24.33/26.84
8,	(2)	Maree Holland	AUS	51.25	23.94/27.31

(Competitors: 46; Countries: 33; Finalists: 8)

<u>Splits</u>	<u>100m</u>	<u>200m</u>	<u>300m</u>
Bryzgina	11.94	23.41	35.47
Müller	12.33	24.10	36.34
Nazarova	12.15	23.59	35.78
Brisco	11.71	22.94	35.47
Dixon	12.29	23.93	36.58
Howard	12.21	24.00	36.79
Arendt	12.53	24.33	37.06
Holland	12.29	23.94	36.72

Nazarova was the most impressive in the early rounds, clocking the fastest times ever in a quarter-final (50.26) and semi-final (49.11) with Jillian Richardson (CAN) suffering the misfortune of running 49.91 without making the final. The second semi was slower, with only World Champion Bryzgina (49.33) and reigning champion Brisco (49.90) ducking under 50 seconds.

In the final Brisco went off in a hurry, leading by 2m at 100m, and by more than twice that margin at 200m. Operating at 45.88 pace, this was not surprising. By 300m fatigue, and Bryzgina, had caught up with her, and the defending champion began to fade. Bryzgina went away and won by nearly 7m from Müller, who gained slightly on the Ukrainian in the last 100m, but started her drive too far back to dent Bryzgina's lead. Nazarova was 0.01 faster at 300m in the final than in her 49.11 run, but the final was one race too many, and she managed only the bronze medal.

### Barcelona, 5 Aug 1992

				<u>Halves</u>	
1,	(5)	Marie-José Pérec	FRA	48.83	23.8/25.1
2,	(3)	Olga Bryzgina UKR	EUN	49.05	23.7/25.4
3,	(5)	Ximena Restrepo	COL	49.64	24.0/25.7
4,	(8)	Olga V. Nazarova RUS	EUN	49.69	24.0/25.7
5,	(4)	Jillian Richardson Briscoe	CAN	49.93	23.9/26.1
6,	(1)	Rochelle Stevens	USA	50.11	24.1/26.1
7,	(2)	Sandie Richards	JAM	50.19	24.0/26.2
8,	(7)	Phylis Smith	GBR	50.87	24.1/26.8

(Competitors: 41; Countries: 29; Finalists: 8)

<u>Splits</u>	<u>300m</u>
Pérec	35.5
Bryzgina	35.4
Restrepo	35.7
Nazarova	35.8
Richardson Briscoe	35.8
Stevens	36.2
Richards	36.3
Smith	36.4

Pérec ran the fastest time before the final, clocking 49.48 to win her semi-final from Restrepo and Bryzgina, who both ran 49.76. Richardson won the other semi-final in 50.02. Smith was the slowest qualifier with 50.40, but was off fastest in the final. The field soon caught up, and by 200m Bryzgina was a metre up on Pérec, with the field bunched within 5m. The reigning champion and Pérec drew clear over the third 100m section, with the Ukrainian ahead by half a metre coming into the straight. Pérec, the World Champion, made up the margin quickly, and inexorably drew away to win by 2m from Bryzgina. Restrepo set her second national record in three days to hold off Nazarova for the bronze medal.

### Atlanta, 29 Jul 1996

				<u>Halves</u>	
1,	(3)	Marie-José Pérec	FRA	48.25OR	23.25/25.00
2,	(4)	Cathy Freeman	AUS	48.63	23.47/25.16
3,	(5)	Falilat Ogunkoya	NGR	49.10	23.54/25.56
4,	(2)	Pauline Davis	BAH	49.28	23.23/26.05
5,	(8)	Jearl Miles	USA	49.55	23.97/25.58
6,	(6)	Fatima Yusuf	NGR	49.77	23.30/26.47
7,	(7)	Sandie Richards	JAM	50.45	23.64/26.81
8,	(1)	Grit Breuer	GER	50.71	23.76/26.95

(Competitors: 49; Countries: 35; Finalists: 8)

<u>Splits</u>	<u>300m</u>
Pérec	35.0
Freeman	35.1
Ogunkoya	35.5
Davis	35.4
Miles	36.1
Yusuf	35.7
Richards	36.1
Breuer	36.3

Pérec, the World and Olympic Champion, was the big favourite, but coasted the first two rounds before opening up in the semi-finals, running 49.19 after passing 200m in 23.7. Behind her Ogunkoya (49.57), Davis (49.85) and Miles (50.21) all ran quicker than Freeman, winner of the other semi-final in 50.32.

In the final Davis ran even with Pérec to halfway, and the reigning champion surged at 250m, virtually the same moment as Freeman, who closed to within a metre of Pérec coming off the final curve. Pérec's long stride and strength eventually wore Freeman down in the last 25m. The strong-running Ogunkoya slipped by Davis just before the end. These four plus Miles all ran lifetime bests, as Yusuf became the first woman to run under 50 seconds in sixth place.

### Sydney, 25 Sep 2000

				<u>Halves</u>	
1,	(6)	Cathy Freeman	AUS	49.11	24.08/25.03
2,	(4)	Lorraine Graham	JAM	49.58	23.70/25.88
3,	(3)	Katharine Merry	GBR	49.72	23.80/25.92
4,	(2)	Donna Fraser	GBR	49.79	24.1/25.7
5,	(5)	Ana Guevara	MEX	49.96	24.1/25.9
6,	(7)	Heide Seyerling	RSA	50.05	24.3/25.8
7,	(8)	Falilat Ogunkoya	NGR	50.12	24.2/25.9
8,	(1)	Olga Kotlyarova	RUS	51.04	24.0/27.0

(Competitors: 51; Countries: 38; Finalists: 8)

	<u>100m</u>	<u>200m</u>	<u>300m</u>
Freeman	12.30	24.08	36.14
Graham	12.14	23.70	36.00
Merry	12.32	23.80	36.08
Fraser	12.4	24.1	36.8
Guevara	12.3	24.1	36.3
Seyerling	12.2	24.3	36.5
Ogunkoya	12.3	24.2	36.6
Kotlyarova	12.3	24.0	36.7

No athlete was under as much pressure as Cathy Freeman in Sydney, who lit the Olympic flame at the opening ceremony 10 days before the 400m final. Silver medallist in 1996, Freeman had won both World titles in the intervening four years, and had lost just one race at 400m in the 1997-2000 period. Here she was fastest in the second round (50.31) and semi-finals (50.01), but the expectations of the home nation is enormous pressure for one athlete to bear. Indeed, the prospect of taking on Freeman proved too much for defending champion Pérec, who fled Sydney before the first round and after she had been declared to start in the fifth heat.

Guevara (50.11), Ogunkoya (50.18) and Fraser (50.21) followed Freeman home in the semi-final, while Graham won the other race (50.28) ahead of Merry (50.32).

In the final, Graham was out quickest and led by 3m from Freeman and Merry at halfway. The Briton ran the best curve, and was 0.1 behind Graham's 35.9 at 300m, with Freeman another tenth back. Freeman went ahead with 75m to go, and drew away to win by 4m from Graham, with Merry just holding on for bronze ahead of the fast-finishing Fraser.

Freeman – dressed in a full body suit complete with hood – crossed the line and then sat down on the track, overwhelmed by the 112, 524-strong crowd's reaction, and relieved that the race was over.

### Athens, 23 Aug 2004

				<u>Halves</u>	
1,	(4)	Tonique Darling	BAH	49.41	23.4/26.0
2,	(3)	Ana Guevara	MEX	49.56	23.5/26.1
3,	(6)	Natalya Antyukh	RUS	49.89	23.6/26.3
4,	(5)	Monique Hennagan	USA	49.97	23.8/26.2
5,	(1)	Deedee Trotter	USA	50.00	23.9/26.1
6,	(2)	Sanya Richards	USA	50.19	23.5/26.7
7,	(8)	Christine Amertil	BAH	50.37	24.0/26.4
8,	(7)	Natalya Nazarova	RUS	50.65	23.8/26.9

(Competitors: 41; Countries: 30; Finalists: 8)

	<u>100m</u>	<u>200m</u>	<u>300m</u>
Williams-Darling	12.0	23.4	35.5
Guevara	12.0	23.5	35.7
Antyukh	12.1	23.6	35.9
Hennagan	12.0	23.8	35.8
Trotter	12.3	23.9	36.0
Richards	11.9	23.5	35.8
Amertil	12.1	24.0	36.4
Nazarova	12.2	23.8	36.3

The World Champion Guevara, and Darling (née Williams) – the dominant 400m runner on the 2004 Grand Prix circuit – were the favourites, with tradition leaning towards the Mexican because the pre-Olympic World Champion had won the four previous Olympic titles. Fastest in the first round was Richards with 50.11, and only Darling (50.00) went faster in the semi-finals. Guevara won her semi in 50.15, and the duel was set.

Hennagan was off fastest in the final, but Darling was able to key on her from one lane inside, and by halfway was leading, with Guevara and Richards one metre back. Guevara halved the deficit by 300m, reached by the Bahamian in 35.6, 0.1 ahead of Guevara. The Mexican drew level with Darling with 50m to go, but lost her form slightly in the last few strides and Darling won by a metre. The three Americans were battling for third place, but Antyukh came through quickly on their outside in the final stages to take the bronze by half a metre from Hennagan.

### Beijing, 21 Aug 2008

				<u>Halves</u>	
1,	(4)	Christine Ohuruogu	GBR	49.62	24.0/25.6
2,	(6)	Shericka Williams	JAM	49.69	23.9/25.8
3,	(7)	Sanya Richards	USA	49.93	23.5/26.4

4,	(5)	Yulia Gushchina	RUS	50.01	23.3/26.7
5,	(9)	Anastasia Kapachinskaya	RUS	50.03	24.1/25.9
6,	(3)	Tatyana Firova	RUS	50.11	24.0/26.1
7,	(2)	Rosemarie Whyte	JAM	50.68	24.2/26.5
8,	(8)	Amantle Montsho	BOT	51.18	24.0/27.2

(Competitors: 50; Countries: 40; Finalists: 8)

	<u>100m</u>	<u>200m</u>	<u>300m</u>
Ohuruogu	12.4	24.0	36.1
Williams	12.2	23.9	36.2
Richards	11.8	23.5	35.6
Gushchina	11.8	23.3	35.8
Kapachinskaya	12.3	24.1	36.2
Firova	12.5	24.0	36.0
Whyte	12.4	24.2	36.6
Montsho	12.3	24.2	36.8

The hot favourite was Richards, who had returned from failing to make the 2007 World Championship team to win the US Trials, and had twice broken 50 seconds in 2008. Richards (50.54) and Shericka Williams (50.57) were the fastest in the heats. Williams improved to 50.28 in the first semi-final, but was edged by World Champion Ohuruogu, whose strength in the last 50m got her to the line in 50.14. Richards then confirmed her status, passing 300m in 35.5, before easing at the finish to clock 49.90.

Richards and Gushchina were off quickest in the final, with the American fractionally ahead at 100m (11.8). Gushchina was in front at 200m (23.3) with Richards (23.5) 4m ahead of Williams. Richards went clear in the third quarter of the race, passing 300 in 35.6 ahead of a faltering Gushchina (35.8), with Firova (36.0) third, a metre ahead of Ohuruogu. The positions changed sharply over the next 50m, with Ohuruogu passing the Russians and then catching Richards with 35m to go. Williams made a similar progression in the Briton's wake. Ohuruogu cruised through the line in 49.62, half a metre clear of Williams, with Richards just holding off the trio of Russians for third.

### London, 5 Aug 2012

				<u>Halves</u>	
1,	(6)	Sanya Richards-Ross	USA	49.55	23.7/25.9
2,	(8)	Christine Ohuruogu	GBR	49.70	23.9/25.8
3,	(4)	Deedee Trotter	USA	49.72	23.7/26.0
4,	(7)	Amantle Montsho	BOT	49.75	23.9/25.9
5,	(2)	Novlene Williams-Mills	JAM	50.11	24.1/26.0
6,	(5)	Antonina Krivoschapka	RUS	50.17	23.2/27.0
7,	(9)	Francena McCorory	USA	50.33	23.8/26.5
8,	(3)	Rosemarie Whyte	JAM	50.79	23.9/26.9

(Competitors: 49; Countries: 40; Finalists: 8)

	<u>100m</u>	<u>200m</u>	<u>300m</u>
Richards-Ross	11.9	23.7	36.0
Ohuruogu	12.2	23.9	36.2
Trotter	12.1	23.7	35.9
Montsho	12.2	23.9	36.3
Williams-Mills	12.2	24.1	36.6
Krivoschapka	11.8	23.2	35.8
McCorory	12.2	23.8	35.8
Whyte	12.1	23.9	36.9

Five athletes broke 51 seconds in the heats, with World Champion Montsho the fastest with 50.40. Defending Champion Ohuruogu erred when she allowed McCorory to pip her on the line. She ended up in the same semi-final as Richards-Ross. The American controlled that race, leading by five metres at the 300m point, and held off Ohuruogu 50.17 to 50.22. Both advanced, but only the American would get one of the better lanes in the final as the other place qualifiers were faster than the Briton.

Krivoschapka blasted away from the field on the back straight of the final, passing halfway in 23.2, some four metres clear of Trotter and Richards-Ross. The trio of Americans were virtually level with her off the second bend, then for the second successive Olympic final Richards-Ross led into the finishing straight. This time she held her form well to withstand the galloping Ohuruogu, who from lane seven

caught Trotter just before the finishing line after completing the fastest second half of all the finalists (25.8). Montsho, in seventh with 100m to go, just left herself too much to do to get a medal.

#### WOMEN'S 400 METRES

##### The Best on Points

17	Sanya Richards-Ross	USA	2004-6, 2008-3, 2012-1
16	Marie-José Pérec	FRA	1992-1, 1996-1
15	Olga Bryzgina	URS/EUN (UKR)	1988-1, 1992-2
	Cathy Freeman	AUS	1996-2, 2000-1
	Christine Ohuruogu	GBR	2008-1, 2012-2

##### Most Finals

3	Richards-Ross
---	---------------

##### Most Appearances

4	Sandie Richards	JAM	1988-5q2, 1992-7, 1996-7, 2000-5s2
	Aliann Pompey	GUY	2000-8q1, 2004-5s3, 2008-4s1, 2012-8s2
3	Ruth Simpson	JAM	1972-6h4, 1976-8q3, 1980-7h5
	Norfalia Carabalí	COL/ESP	1988-8s2, 1992-5s2, 2000-7q2
	Freeman		1992-5q1, 1996-2, 2000-1
	Svetlana Bodritskaya	KAZ	1996-5h6, 2000-6h2, 2004-6h4
	Donna Fraser	GBR	1996-7q1, 2000-4, 2004-7s2
	Christine Amertil	BAH	2000-5h1, 2004-7, 2008-4s2
	Richards-Ross		
	Amy Mbacké Thiam	SEN	2000-7s2, 2004-5h3, 2012-4h7
	Ohuruogu		2004-4s1, 2008-1, 2012-2
	Novlene Williams-Mills	JAM	2004-3s3, 2008-3s2, 2012-5
	Lee McConnell	GBR	2004-8s3, 2008-6s2, 2012-7s3
	Deedee Trotter	USA	2004-5, 2008-7s3, 2012-3

##### Placing Table

	G	S	B	4	5	6	7	8	M	Points
USA	2	1	3	2	6	5	1	1	6	93
GER	2	3	2	1	-	2	4	1	7	69
GBR	1	3	2	2	-	-	-	2	6	53
URS/EUN	1	1	2	2	2	-	-	-	4	45
AUS	2	1	1	-	-	1	-	1	4	33
FRA	3	-	-	-	-	-	-	1	3	25
JAM	-	2	-	-	1	-	3	1	2	25
RUS	-	-	1	1	1	2	-	2	1	23
BAH	1	-	-	1	-	-	1	-	1	15
MEX	-	1	-	-	1	-	-	-	1	11
NGR	-	-	1	-	-	1	1	-	1	11
CAN	-	-	-	1	1	-	1	-	0	11
FIN	-	-	-	1	-	-	2	-	0	9
POL	1	-	-	-	-	-	-	-	1	8
TCH (CZE)	-	1	-	-	-	-	-	-	1	7
COL	-	-	1	-	-	-	-	-	1	6
BOT	-	-	-	1	-	-	-	1	0	6
HUN	-	-	-	1	-	-	-	1	0	6
CUB	-	-	-	-	1	-	-	-	0	4
NED	-	-	-	-	-	1	-	1	0	4
RSA	-	-	-	-	-	1	-	-	0	3
KEN	-	-	-	-	-	-	-	1	0	1
<b>Totals</b>	<b>13</b>	<b>13</b>	<b>13</b>	<b>13</b>	<b>13</b>	<b>13</b>	<b>13</b>	<b>13</b>	<b>39</b>	<b>468</b>

##### Breakdown of GER placings:

GDR	2	2	2	1	-	1	1	-	6	52
FRG	-	1	-	-	-	1	2	-	1	14
GER	-	-	-	-	-	-	1	1	0	3
<b>Totals</b>	<b>2</b>	<b>3</b>	<b>2</b>	<b>1</b>	<b>-</b>	<b>2</b>	<b>4</b>	<b>1</b>	<b>7</b>	<b>69</b>

##### Breakdown of URS/EUN placings:

RUS	-	-	2	2	-	-	-	-	2	22
UKR	1	1	-	-	1	-	-	-	2	19
BLR	-	-	-	-	1	-	-	-	0	4
<b>Totals</b>	<b>1</b>	<b>1</b>	<b>2</b>	<b>2</b>	<b>2</b>	<b>-</b>	<b>-</b>	<b>-</b>	<b>4</b>	<b>45</b>

## 800 Metres

### Amsterdam, 2 Aug 1928

1,	Lina Radke	GER	2:16.8OR
2,	Kinue Hitomi	JPN	2:17.6e
3,	Inga Gentzel	SWE	2:18.8e/2:17.8
4,	Jenny Thompson	CAN	2:21.4e
5,	Fanny Rosenfeld	CAN	2:22.4e
6,	Florence McDonald	USA	2:22.6e
7,	Marie Dollinger	GER	2:23.0e
8,	Gertruda Kilos	POL	

(Competitors: 25; Countries: 13; Finalists: 9)

The "International Ladies' Games" in Gothenburg in 1926 had featured a 1000m event, and it was deemed appropriate for the nearest distance – 800m – to be included in the 1928 Games. The accepted best for the event was 2:19.6 by Radke four weeks before Amsterdam. Radke's teammate Dollinger was the fastest in the heats with 2:22.4, while Radke won the slowest heat in 2:26.0.

In the final Hitomi initially went to the front, but was soon passed by Elfiede Wever (GER) and Dollinger, who were clearly running a team race. Gentzel imposed herself on the race shortly after 200m. She was in front at halfway, reached in 64.2 seconds – on pace to break the world record by more than 10 seconds! Radke went to the front with 300m to go, and Gentzel faded in the finishing straight, leaving Hitomi second some 3m behind the German. The 100m silver medallist Rosenfeld showed great versatility in placing fifth. Just one of the women collapsed afterwards, and none were seriously damaged by running 800m. Nevertheless, the sight of a number of women seemingly distressed led the IAAF to remove the event from the Olympic programme for 32 years.

(1932-1956: Not held)

### Rome, 7 Sep 1960

				<u>Electrics</u>
1,	Lyudmila Shevtsova	RUS URS	2:04.3=WR	(2:04.50)
2,	Brenda Jones	AUS	2:04.4	(2:04.58)
3,	Ursula Donath	GER/GDR	2:05.6	(2:05.73)
4,	Vera Kummerfeldt	GER/FRG	2:05.9	(2:06.07)
5,	Antje Gleichfeld	GER/FRG	2:06.5	(2:06.63)
6,	Joy Jordan	GBR	2:07.8	(2:07.95)
7,	Gizella Csóka	HUN	2:08.0	(2:08.11)
8,	Beata Żbikowska	POL	2:11.8	(2:11.91)

(Competitors: 27; Countries: 16; Finalists: 9)

Eighteen year-old Dixie Willis (AUS) was fastest in the heats with 2:05.9 (2:06.03). The veteran Russian Shevtsova, who had won bronze in the European Championships six years earlier, under her maiden name of Lysenko, was favourite, having set a world record of 2:04.3 two months earlier.

Willis set the pace in the final, passing 400m in 60.0, with Shevtsova, Jones and Donath in close attendance. Willis still led into the finishing straight, with Donath beginning to fade. Shevtsova and Jones moved up to overtake, and Willis trod on the kerb and suddenly stepped off the track with 70m remaining. Shevtsova and Jones battled to the tape with the Soviet star getting home by half a metre, equalling her world record in the process. Willis stepped back onto the track and finished in approximately 2:27.5, though in official results she is listed as a non-finisher.

### Tokyo, 20 Oct 1964

1,	Ann Packer	GBR	2:01.1WR	
2,	Maryvonne Dupureur	FRA	2:01.9	
3,	Marise Chamberlain	NZL	2:02.8	
4,	Zsuzsa Szabó	HUN	2:03.5	
5,	Antje Gleichfeld	GER/FRG	2:03.9	
6,	Laine Erik	EST	URS	2:05.1
7,	Gerda Kraan	NED	2:05.8	
8,	Anne Smith	GBR	2:05.8	

(Competitors: 23; Countries: 16; Finalists: 8)

Dupureur and Willis were the favourites in the absence of Shim Kim Dan (PRK), whose 1:58.0 was over three seconds faster than the rest of the world, but who could not compete due to the suspension of her country by the IAAF. Willis was injured and failed to start in the heats. Dupureur was fastest in both rounds, with an Olympic record 2:04.1 in the semi-finals. She led four others under 2:05.0, as Vera Mukhanova (URS) was the odd one out, clocking 2:04.8 in fifth.

Dupureur went out fast from the gun in the final, and reached the bell in 58.6 with Nagy and Gleichfeld right behind her, and Packer buried in the middle of the field. Dupureur opened up a gap in the third quarter of the race, reaching 600m with a 6-7m lead. Only Packer was able to respond, passing Chamberlain with 150m to go, and closing smoothly on Dupureur, eventually gliding past her with 30m to go, winning by 5m from the Frenchwoman, who suffered agonies in the last 50m after her brave attempt to win.

### Mexico City, 19 Oct 1968

1,	Madeline Manning	USA	2:00.9OR	(2:00.92)
2,	Ileana Silai	ROU	2:02.5	(2:02.58)
3,	Maria Gommers	NED	2:02.6	(2:02.63)
4,	Sheila Taylor	GBR	2:03.8	(2:03.81)
5,	Doris Brown	USA	2:03.9	(2:03.98)
6,	Pat Lowe	GBR	2:04.2	(2:04.25)
7,	Abby Hoffman	CAN	2:06.8	(2:06.99)
8,	Maryvonne Dupureur	FRA	2:08.2	(2:08.28)

(Competitors: 24; Countries: 16; Finalists: 8)

Splits	200m	400m	600m	Halves
Manning	28.6	59.1	1:30.1	59.1/61.8
Silai	28.7	59.1	1:30.2	59.1/63.4
Gommers	29.0	59.7	1:30.3	60.0/62.6
Taylor	29.2	59.5	-	60.0/63.8
Brown	28.8	59.3	1:30.5	59.3/64.6
Lowe	28.7	59.2	-	59.2/65.0
Hoffman	29.4	60.1	-	60.1/66.7
Dupureur	29.0	59.2	-	59.2/69.0

Vera Nikolić, world record holder and European Champion, was hot favourite to win, but walked off the track after 300m of her semi-final, a victim of nerves, overtraining and the pressure to do well.

Silai led in the final, passing 200m in 28.6 with Manning on her shoulder, and shortly after the bell the American took the lead. Manning passed 600m in 1:30.1 with Silai, Taylor and Brown closely behind, and she went away from the field off the final bend, with Silai edging Gommers for second more than 10m behind. Manning's time was a US record and elevated her to third on the all-time list.

### Munich, 3 Sep 1972

				Halves
1,	Hildegard Falck	FRG	1:58.55OR	58.6/60.0
2,	Nijolė Sabaitė	LTU	URS 1:58.65	58.6/60.1
3,	Gunhild Hoffmeister	GDR	1:59.19	58.6/60.6
4,	Svetla Zlateva	BUL	1:59.72	58.4/61.4
5,	Vera Nikolić	SRB	YUG 1:59.98	58.4/61.6
6,	Ileana Silai	ROU	2:00.04	58.3/61.8
7,	Rosemary Stirling	GBR	2:00.15	59.0/61.2
8,	Abby Hoffman	CAN	2:00.17	59.0/61.2

(Competitors: 38; Countries: 26; Finalists: 8)

Splits	200m	400m	600m
Falck	27.9	58.6	1:28.3
Sabaitė	27.8	58.6	1:28.5
Hoffmeister	27.8	58.6	1:28.4
Zlateva	27.5	58.4	1:28.1
Nikolić	27.6	58.4	1:28.2
Silai	27.7	58.3	1:28.2
Stirling	28.1	59.0	1:28.7
Hoffman	28.1	59.0	1:28.6

Falck was the official world record holder (at 1:58.5 in 1971), but ranked only third on the pre-Olympic list with 2:00.0, behind Hoffmeister and Vasilena Amzina (BUL), who ran 1:59.9 11 days before the Olympic final. Zlateva set an Olympic record of 1:58.93 in the heats, with Nikolić running a lifetime best of 1:59.62 behind her. Amzina fell in her heat, and the semi-finals saw more rational running, with only Sabaitė running under 2:01.

Zlateva and Nikolić battled for the lead at 200m in the final, with the Bulgarian ahead in 27.5. Silai moved up from third place to lead at the bell, with Nikolić alongside. Zlateva moved back to the front, and reached 600m in 1:28.0. Falck took the lead with 150m to go, leading by 2m into the straight. Roared on by the home crowd she extended her lead. The cheers then turned to cries of alarm when Sabaitė rushed up on the outside. The Lithuanian closed rapidly in the last 50m to lose by just under a metre, with Hoffmeister 4m further back. Hoffman in last place ran 2:00.17, a time beaten by just five athletes prior to the '72 Games.

### Montreal, 26 Jul 1976

				Halves
1,	Tatyana Kazankina	RUS	URS 1:54.94WR	55.6/59.4
2,	Nikolina Shtereva	BUL	1:55.42	55.5/60.0
3,	Elfi Zinn	GDR	1:55.60	55.4/60.2
4,	Anita Weiss	GDR	1:55.74	55.2/60.6
5,	Svetlana Styrkina	BLR	URS 1:56.44	55.05/61.4
6,	Svetla Zlateva	BUL	1:57.21	55.3/62.0
7,	Doris Gluth	GDR	1:58.99	55.8/63.2
8,	Mariana Suman	ROU	2:02.21	55.8/66.5

(Competitors: 35; Countries: 20; Finalists: 8)

Splits	200m	400m	600m
Kazankina	26.9	55.6	1:24.8
Shtereva	26.7	55.5	1:24.6
Zinn	26.8	55.4	1:24.7
Weiss	26.4	55.2	1:24.5
Styrkina	26.4	55.1	1:24.4
Zlateva	26.5	55.3	1:24.6
Gluth	26.7	55.8	1:25.8
Suman	27.0	55.8	1:28.5

The world record had been improved by 1.5 seconds by Valentina Gerasimova (URS) to 1:56.0. After running 1:59.68 in her heat behind Zlateva (1:59.24), she ran out of gas in the semi-finals, placing sixth in 2:01.00. The race saw three run under 1:58.0, with Suman fourth in 2:00.01, the only qualifier for the final to run outside 2:00. The other semi-final had been won by Weiss in 1:56.53, the second fastest time ever, after passing 400m in an unprecedented 54.44.

Weiss set the pace in the final, but Styrkina passed her just before the bell (55.05). Gluth and Suman faded soon after halfway, but six were in with a chance of gold at 600m, reached by Styrkina and Weiss in 1:25.0. Zlateva and Styrkina were first to wilt on the final curve, and Weiss led from Zinn, Shtereva and Kazankina into the straight. The frail-looking Russian switched gears, and flew past the others in the last 50m, opening up a 3m gap by the finish, clocking a sensational 1:54.94. The first four broke the existing world record, and 40 years later no woman had run as fast as Weiss and finished worse than third in an 800m race.

### Moscow, 27 Jul 1980

				Halves
1,	Nadezhda Olizarenko	UKR	URS 1:53.43WR	56.2/57.3
2,	Olga Mineyeva	RUS	URS 1:54.81	56.3/58.6
3,	Tatyana Providokhina	RUS	URS 1:55.46	56.4/59.1
4,	Martina Kämpfert	GDR	1:56.21	56.4/59.9
5,	Hildegard Ullrich	GDR	1:57.20	56.8/60.4
6,	Jolanta Januchta	POL	1:58.25	56.6/61.7
7,	Nikolina Shtereva	BUL	1:58.71	56.6/62.2
8,	Gabriella Dorio	ITA	1:59.12	56.3/62.9

(Competitors: 28; Countries: 17; Finalists: 8)

Splits	200m	400m	600m
Olizarenko	27.5	56.2	1:24.8
Mineyeva	28.2	56.3	1:24.9
Providokhina	27.7	56.4	1:25.4
Kämpfert	27.7	56.4	1:25.8
Ullrich	27.9	56.8	1:26.1
Januchta	28.0	56.6	1:26.0
Shtereva	27.8	56.6	1:26.7
Dorio	27.6	56.3	1:26.6

Olizarenko broke the world record in June with 1:54.85, and also had pre-Olympic runs of 50.96 for 400m and 3:56.8 for 1500m, making her a very strong favourite. Her teammates were faster in the early going, with Providokhina clocking 1:58.44 in the heats as compared with Olizarenko's 1:59.23, and Mineyeva running 1:57.50 to win the first semi-final while the favourite ran 1:57.69 to take the other heat.

In the final Olizarenko went straight to the front, zipping through 200m in 27.2 (1:48.8 pace) with last place no more than 0.5 seconds behind. The relatively short Olizarenko (1.65) was trailed by the tall (1.78) cadaverous Mineyeva until the final curve, when Olizarenko's potent mix of speed and stamina, carried her clear of her teammate. She won by a full 10m, breaking her own world record by 1.42 seconds. All of the top six set personal bests, with Mineyeva becoming the second fastest of all-time.

### Los Angeles, 6 Aug 1984

				<u>Halves</u>
1,	Doina Melinte	ROU	1:57.60	57.5/60.1
2,	Kim Gallagher	USA	1:58.63	57.5/61.2
3,	Fița Lovin	ROU	1:58.83	57.6/61.3
4,	Gabriella Dorio	ITA	1:59.05	57.3/61.8
5,	Lorraine Baker	GBR	2:00.03	57.7/62.4
6,	Ruth Wysocki	USA	2:00.34	58.1/62.3
7,	Margrit Klingler	FRG	2:00.65	57.7/63.0
8,	Caroline O'Shea	IRL	2:00.77	57.9/62.9

(Competitors: 25; Countries: 20; Finalists: 8)

<u>Splits</u>	<u>200m</u>	<u>400m</u>	<u>600m</u>
Melinte	28.0	57.5	1:27.9
Gallagher	28.0	57.5	1:28.0
Lovin	28.2	57.6	1:28.1
Dorio	27.7	57.3	1:28.3
Baker	28.2	57.7	1:28.2
Wysocki	28.0	58.1	1:29.2
Klingler	28.3	57.7	1:28.2
O'Shea	28.3	57.9	1:28.4

Gallagher was fastest in the heats (2:00.37) and Lovin (1:59.29) and Dorio (1:59.53) the quickest in the second round. Dorio, a runner capable of winning from the front, took out the pace in the final, passing 200m in 27.7 and leading at halfway with 6m covering the field. Melinte took the lead at 550m, with Lovin and Gallagher quickest to react. The pre-race favourite – Klingler – was suffering with sciatica, and was never a factor. Melinte led by 3m into the straight, and went away to win by 7m, with Gallagher outkicking Lovin for the silver medal. The Romanian held off Dorio by 2m, with the Italian finishing well.

### Seoul, 26 Sep 1988

				<u>Halves</u>
1,	Sigrun Wodars	GDR	1:56.10	56.44/59.66
2,	Christine Wachtel	GDR	1:56.64	56.59/60.05
3,	Kim Gallagher	USA	1:56.91	56.81/60.10
4,	Slobodanka Čolović	CRO YUG	1:57.50	56.73/60.77
5,	Delisa Walton-Floyd	USA	1:57.80	57.07/60.73
6,	Inna Yevseyeva	UKR URS	1:59.37	56.64/62.73
7,	Mayte Zúñiga	ESP	1:59.82	57.27/62.55
8,	Diane Edwards	GBR	2:00.77	57.36/63.41

(Competitors: 29; Countries: 20; Finalists: 8)

<u>Splits</u>	<u>200m</u>	<u>400m</u>	<u>600m</u>
Wodars	27.1	56.44	1:25.7
Wachtel	27.01	56.5	1:25.69
Gallagher	27.2	56.7	1:26.3
Čolović	27.4	56.7	1:26.1
Walton-Floyd	27.5	56.9	1:27.2
Yevseyeva	27.3	56.6	1:26.0
Zúñiga	28.2	57.4	1:27.4
Edwards	28.0	57.5	1:27.8

Wodars and Wachtel were the semi-final winners, in 1:57.21 and 1:58.44 respectively, and were the pre-race favourites. Wachtel went to the front in the final, with Wodars alongside her. They passed 200m in 27.01 with Yevseyeva, Čolović and Gallagher in close attendance, and Wodars took over after 300m. The World Champion (56.44 at 400m) led through to 600m where Wachtel passed her and led into the straight, with Yevseyeva dropping back and Gallagher passing Čolović to move into third. Wodars drew away from Wachtel, and Gallagher briefly looked as though she might pass Wachtel, but eventually finished 2m behind the German, improving her semi-final pb of 1:57.39 to get within 0.01 of the US record. In 1987-88 Wachtel beat Wodars 10-3, but Wodars won both the world and Olympic titles.

### Barcelona, 3 Aug 1992

				<u>Halves</u>
1,	Ellen van Langen	NED	1:55.54	56.4/59.2
2,	Liliya Nurutdinova	RUS EUN	1:55.99	55.7/60.3
3,	Ana Quirot	CUB	1:56.80	56.0/60.8
4,	Inna Yevseyeva	UKR EUN	1:57.20	57.5/59.7
5,	Maria Mutola	MOZ	1:57.49	55.7/61.8
6,	Ella Kovacs	ROU	1:57.95	56.2/61.8
7,	Joetta Clark	USA	1:58.06	56.6/61.5
8,	Lyubov Gurina	RUS EUN	1:58.13	56.1/62.1

(Competitors: 36; Countries: 26; Finalists: 8)

<u>Splits</u>	<u>200m</u>	<u>400m</u>	<u>600m</u>
van Langen	26.9	56.4	1:26.3
Nurutdinova	26.5	55.7	1:25.6
Quirot	26.6	56.0	1:25.9
Yevseyeva	27.2	57.5	1:27.2
Mutola	26.7	55.7	1:25.7
Kovacs	26.8	56.2	1:26.1
Clark	26.9	56.6	1:26.9
Gurina	26.9	56.1	1:26.7

Fastest in the heats was Yevseyeva with 1:58.58 ahead of favourite Quirot (1:59.06). The Ukrainian ran 1:58.20 in the semis, but beaten this time by Nurutdinova (1:58.04) and Mutola (1:58.16). Gurina won the slower semi-final in 2:00.64, which was notable for the demise of Sigrun Grau (Wodars), who missed the chance of defending her title by 0.02.

Nurutdinova, the World Champion, led the final as the athletes broke for the inside on the back straight with Mutola on her shoulder. The Russian led through halfway at world record pace, with only Yevseyeva out of touch, and the position remained unchanged at 600m. Mutola began to tire, and Nurutdinova led into the home straight from Quirot, with van Langen coming up on the inside. As Nurutdinova moved out slightly, so van Langen made her move, passing the Russian with just under 50m to go, and finished 3m clear after running the last 200m in 29.2. She gained 10m on the field, except for Yevseyeva who moved up four places in the last 150m.

### Atlanta, 29 Jul 1996

				<u>Halves</u>
1,	Svetlana Masterkova	RUS	1:57.73	58.43/59.30
2,	Ana Quirot	CUB	1:58.11	58.69/59.42
3,	Maria Mutola	MOZ	1:58.71	58.63/60.08
4,	Kelly Holmes	GBR	1:58.81	58.92/59.89
5,	Yelena Afanasyeva	RUS	1:59.57	58.45/61.12
6,	Patricia Djaté-Taillard	FRA	1:59.61	58.88/60.73
7,	Natalya Dukhnova	BLR	2:00.32	59.01/61.31
8,	Toni Hodgkinson	NZL	2:00.54	58.70/61.84

(Competitors: 32; Countries: 21; Finalists: 8)

<u>Splits</u>	<u>200m</u>	<u>400m</u>	<u>600m</u>
Masterkova	27.0	58.43	1:29.7
Quirot	27.2	58.69	1:29.9
Mutola	27.2	58.63	1:30.1
Holmes	27.3	58.92	1:29.9
Afanasyeva	27.2	58.45	1:30.5

Splits	200m	400m	600m
Djaté-Taillard	27.3	58.88	1:30.4
Dukhnova	27.4	59.01	1:30.9
Hodginson	27.7	58.70	1:30.7

Mutola and Quirot, the 1995 World Champion who had returned after terrible burns from a domestic accident in 1993, were favourites. All five heats were won in less than two minutes, with Holmes (1:58.80) the fastest. Masterkova came into the reckoning in the semi-finals, following Quirot through 400m in 56.62 and easing over the line in 1:57.95, just 0.04 seconds ahead of the Cuban. Mutola won the other semi in 1:57.62, with Letitia Vriesde (SUR) the fastest non-qualifier with 1:58.29.

Masterkova went to the front after the first bend of the final and held the lead, passing 400m in 58.43 and then slowing the pace so as to control the race. Quirot stayed with the Russian, running at her shoulder as if impatient to surge past. As the runners came into the home straight it was Masterkova who surged, and she went away to win by 3m without being threatened. Mutola gave Holmes 2m start in the straight, and caught the Briton with 20m to go, to win the bronze medal after running below her capabilities.

### Sydney, 25 Sep 2000

				Halves
1,	Maria Mutola	MOZ	1:56.15	55.8/60.4
2,	Stephanie Graf	AUT	1:56.64	56.0/60.7
3,	Kelly Holmes	GBR	1:56.80	55.8/61.0
4,	Brigita Langerholc	SLO	1:58.51	55.3/63.2
5,	Helena Fuchsová	CZE	1:58.56	55.1/63.5
6,	Zulia Calatayú	CUB	1:58.66	56.0/62.7
7,	Hazel Clark	USA	1:58.75	55.5/63.3
8,	Hasna Benhassi	MAR	1:59.27	56.1/63.2

(Competitors: 38; Countries: 30; Finalists: 8)

Splits	200m	400m	600m
Mutola	26.9	55.8	1:25.7
Graf	27.0	56.0	1:26.0
Holmes	27.0	55.8	1:25.6
Langerholc	26.6	55.3	1:25.9
Fuchsová	26.4	55.04	1:25.5
Calatayú	26.8	56.0	1:26.7
Clark	26.8	55.5	1:25.7
Benhassi	27.8	56.1	1:25.9

Maria Mutola had won five world titles at 800m indoors and out, but in three previous Olympic appearances had managed one bronze medal. Though favourite she was regarded as fallible, having occupied the same position in 1996.

Strong Stephanie Graf was fastest in the preliminary rounds with 1:58.39 and 1:57.56, while Mutola won her races in 1:59.88 and 1:58.86. Lyudmila Formanová, the reigning World Champion indoors and out, failed to finish her heat.

Fuchsová set the early pace in the final, passing 200m in 26.4 and halfway in 55.04, the fastest ever in a global championship final. Holmes went into the lead just after 600m reached in 1:25.5 by Fuchsová, with Mutola and Graf close behind. Mutola took the lead at the beginning of the home straight, and steadily drew clear to win by 4m from Graf, who edged by Holmes in the last 10m.

### Athens, 23 Aug 2004

				Halves
1,	Kelly Holmes	GBR	1:56.38	57.6/58.8
2,	Hasna Benhassi	MAR	1:56.43	57.8/58.6
3,	Jolanda Čeplak	SLO	1:56.43	57.2/59.2
4,	Maria Mutola	MOZ	1:56.51	57.1/59.4
5,	Tatyana Andrianova	RUS	1:56.88	56.6/60.3
6,	Jearl Miles Clark	USA	1:57.27	56.4/60.9

7,	Maria Cioncan	ROU	1:59.62	56.5/63.1
8,	Zulia Calatayú	CUB	2:00.95	56.9/64.1

(Competitors: 43; Countries: 36; Finalists: 8)

Splits	200m	400m	600m
Holmes	28.7	57.6	1:26.8
Benhassi	28.5	57.8	1:27.4
Čeplak	28.2	57.2	1:27.4
Mutola	28.4	57.1	1:26.8
Andrianova	27.8	56.6	1:26.6
Miles Clark	27.5	56.4	1:26.5
Cioncan	27.6	56.5	1:27.5
Calatayú	28.0	56.9	1:27.1

Mutola – winner of all five global titles available from 2000 to 2003 was favourite – but was short of training due to minor injuries a few weeks before Athens. Nevertheless, she won her semi-final in 1:59.30 comfortably enough, after Holmes (1:57.98) and Benhassi (1:58.59) had won the other heats. In the final 37 year-old Miles Clark “wanted to go out with a bang”, and she made sure the race was quick, passing 200 in 27.5 and leading at the bell in 56.37. The field was spread out over 10m, with Benhassi at the back, just behind Holmes. Miles Clark still led at 600m, but now there was five metres covering the field. The American finally yielded with 90m to go as Mutola and Holmes stormed past. The two fought evenly down the straight with Benhassi and then Čeplak closing on the pair, until 10m from the finish when Mutola wavered and Holmes was clear momentarily. Then Benhassi and Čeplak swooped, passing the Briton just after the finish line. The top four had run the last 100m in 14.9 (Holmes), 14.5 (Benhassi), 14.3 (Čeplak) and 15.1 (Mutola).

### Beijing, 18 Aug 2008

				Halves
1,	Pamela Jelimo	KEN	1:54.87	55.41/59.46
2,	Janeth Jepkosgei	KEN	1:56.07	55.5/60.6
3,	Hasna Benhassi	MAR	1:56.73	57.3/59.4
4,	Svetlana Klyuka	RUS	1:56.94	57.0/59.9
5,	Maria Mutola	MOZ	1:57.68	56.6/61.1
6,	Kenia Sinclair	JAM	1:58.24	55.9/62.3
7,	Yulia Krevsun	UKR	1:58.73	56.7/62.0
8,	Tatyana Andrianova	RUS	2:02.63	57.5/65.1

(Competitors: 42; Countries: 33; Finalists: 8)

Splits	200m	400m	600m
Jelimo	26.4	55.41	1:24.03
Jepkosgei	26.2	55.5	1:24.9
Benhassi	27.9	57.3	1:26.6
Klyuka	27.3	57.0	1:26.4
Mutola	27.0	56.6	1:25.8
Sinclair	26.8	55.9	1:25.5
Krevsun	27.1	56.7	1:26.7
Andrianova	28.1	57.5	1:28.0

The battle between World Indoor Champion Yelena Soboleva (1:54.85 in '08) and 18 year-old newcomer Jelimo (1:54.99) was the most eagerly awaited women's race for Beijing, until Soboleva was suspended for a doping violation before the games. Fastest in the heats was veteran Mutola, making a record sixth Olympic appearance in the event. Her time of 1:58.91 was approached by one other heat winner, 2007 World Champion Jepkosgei (1:59.72). After the slowest heat win (2:03.18), Jelimo went back to her usual front-running ways, and won her semi-final in 1:57.31. Jepkosgei was fractionally faster in the third of three-semis with 1:57.28, after both had succeeded Klyuka (1:58.31) as heat winners.

Jepkosgei went to the front at the start of the final, passing 200m in 26.3, with only Jelimo, and a brave Sinclair, in contact. Jelimo went in front just before the bell (55.41), and the tall and slender (175/60kg) Kenyan accelerated away from her teammate, passing 600 in 1:24.03. She slowed over the last half lap but finished in 1:54.87, a new world junior record. Jepkosgei was a clear silver medallist, though Benhassi closed quickly (as usual) to win her second successive medal. Even



faster in the homestraight was Klyuka (15.3 last 100m), while Mutola was an honourable fifth. Before 2008, the maximum number of sub-1:56 clockings in a season had been by world record holder Kratochvílová in 1983, but in 2008 Jelimo made this commonplace with eight such times. She became the first Kenyan woman to win an Olympic gold medal, beating the Beijing 1500m winner Nancy Jebet Langat to that distinction by five days.

### London, 11 Aug 2012

				<u>Halves</u>
1,	Mariya Savinova	RUS	1:56.19	57.3/58.9
2,	Caster Semenya	RSA	1:57.23	57.7/59.5
3,	Yekaterina Poistogova	RUS	1:57.53	57.0/60.5
4,	Pamela Jelimo	KEN	1:57.59	56.7/60.9
5,	Alysia Montaño	USA	1:57.93	56.31/61.6
6,	Francine Niyonsaba	BDI	1:59.63	57.2/62.4
7,	Janeth Jepkosgei	KEN	2:00.19	56.5/63.7
	Yelena Arzhakova	RUS	DQ (r40.9)	57.5/61.7
			(1:59.21)	

Rightful finalist (in place of Arzhakova):

**Halima Hachlaf** MAR (4s2, 1:58.84)  
(Competitors: 41; Countries: 33; Finalists: 8)

<u>Splits</u>	<u>200m</u>	<u>400m</u>	<u>600m</u>
Savinova	27.9	57.3	1:26.6
Semenya	27.9	57.7	1:27.2
Poistogova	27.5	57.0	1:26.6
Jelimo	27.3	56.7	1:25.89
Montaño	26.9	56.31	1:26.7
Arzhakova	28.1	57.5	1:26.9
Niyonsaba	27.7	57.2	1:27.6
Jepkosgei	27.0	56.5	1:26.6

Beijing winner Jelimo competed without much distinction in 2009-2011, but returned to high world class with gold at the 2012 World Indoor Championships. The Olympic semi-finals were won chronologically by her (1:59.42), 2009 World Champion Semenya (1:57.67) and 2011 World Champion Savinova (1:58.57). Hachlaf missed qualifying despite clocking 1:58.84, but it later became clear that she should rightfully have advanced to the final.

The final was led by inveterate front runner Montaño, who zipped by 200m in 26.9 before slowing to 56.31 at the bell. Jepkosgei and Jelimo were the closest followers. Jelimo took the lead just after the 500m mark, and led by five metres at 600m (1:25.89). The Kenyan had gone on to win from that point in Beijing, but in London her lead was quickly closed by Savinova. The slender Russian caught Jelimo with 120m remaining, and moved away for a comfortable victory. Behind her, Semenya went from sixth with 100m to silver, then Poistogova deprived Jelimo of a medal in the last two strides of the race.

For the first time three Russians qualified for the final, though that statistic has proved to be worthless. In May 2013, Arzhakova's results from July 12, 2011 were annulled because of abnormalities in her Athlete Biological Passport. She had originally finished sixth. Then in November 2015, an independent commission set up by the World Anti-Doping Agency to investigate claims of Russian doping violations recommended life bans for Poistogova and Savinova. Investigations into their cases were continuing as at June 10, 2016.

#### WOMEN'S 800 METRES

##### The Best on Points

27	Maria Mutola MOZ	1992-5, 1996-3, 2000-1, 2004-4, 2008-5
19	Kelly Holmes GBR	1996-4, 2000-3, 2004-1
14	Hasna Benhassi MAR	2000-8, 2004-2, 2008-3

##### Most Finals

5	Mutola
3	Holmes
	Benhassi

#### Women's 800 Metres, continued

##### Most Appearances

6	Mutola	1988-7h2, 1992-5, 1996-3, 2000-1, 2004-4, 2008-5
5	Letitia Vriesde SUR	1988-8s2, 1992-5s1, 1996-5s2, 2000-4h2, 2004-8s3
4	Abby Hoffman CAN Joetta Clark USA	1964-8h1, 1968-7, 1972-8, 1976-5h1 1988-7s1, 1992-7, 1996-3h4, 2000-8s2
	Diane Modahl GBR	1988-8, 1992-7s2, 1996-dnf/h2, 2000-5h5

##### Placing Table

	G	S	B	4	5	6	7	8	M	Points
GER	3	1	3	3	3	-	3	-	7	82
URS/EUN	3	3	1	1	1	2	-	1	7	67
GBR	2	-	1	2	1	2	1	2	3	46
USA	1	1	1	-	3	3	2	-	3	46
RUS	2	-	1	1	2	-	-	1	3	36
ROU	1	1	1	-	-	2	1	1	3	30
MOZ	1	-	1	1	2	-	-	-	2	27
KEN	1	1	-	1	-	-	1	-	2	22
CUB	-	1	1	-	-	1	-	1	2	17
BUL	-	1	-	1	-	1	1	-	1	17
NED	1	-	1	-	-	-	1	-	2	16
MAR	-	1	1	-	-	-	-	1	2	14
CAN	-	-	-	1	1	-	1	1	0	12
FRA	-	1	-	-	-	1	-	1	1	11
SLO	-	-	1	1	-	-	-	-	1	11
YUG	-	-	-	1	1	-	-	-	0	9
AUS	-	1	-	-	-	-	-	-	1	7
AUT	-	1	-	-	-	-	-	-	1	7
JPN	-	1	-	-	-	-	-	-	1	7
RSA	-	1	-	-	-	-	-	-	1	7
NZL	-	-	1	-	-	-	-	1	1	7
HUN	-	-	-	1	-	-	1	-	0	7
SWE	-	-	1	-	-	-	-	-	1	6
ITA	-	-	-	1	-	-	-	1	0	6
POL	-	-	-	-	-	1	-	2	0	5
CZE	-	-	-	-	1	-	-	-	0	4
BDI	-	-	-	-	-	1	-	-	0	3
JAM	-	-	-	-	-	1	-	-	0	3
BLR	-	-	-	-	-	-	1	-	0	2
ESP	-	-	-	-	-	-	1	-	0	2
UKR	-	-	-	-	-	-	1	-	0	2
IRL	-	-	-	-	-	-	-	1	0	1
<b>Totals</b>	<b>15</b>	<b>15</b>	<b>15</b>	<b>15</b>	<b>15</b>	<b>15</b>	<b>15</b>	<b>14</b>	<b>45</b>	<b>539</b>

##### Breakdown of GER placings:

GDR	1	1	2	2	1	-	1	-	4	43
GER	1	-	1	1	2	-	1	-	2	29
FRG	1	-	-	-	-	-	1	-	1	10
<b>Totals</b>	<b>3</b>	<b>1</b>	<b>3</b>	<b>3</b>	<b>3</b>	<b>-</b>	<b>3</b>	<b>-</b>	<b>7</b>	<b>82</b>

##### Breakdown of URS/EUN placings:

RUS	1	2	1	-	-	-	-	1	4	29
UKR	2	-	-	1	-	1	-	-	2	24
LTU	-	1	-	-	-	-	-	-	1	7
BLR	-	-	-	1	-	-	-	-	0	4
EST	-	-	-	-	-	1	-	-	0	3
<b>Totals</b>	<b>3</b>	<b>3</b>	<b>1</b>	<b>1</b>	<b>1</b>	<b>2</b>	<b>-</b>	<b>1</b>	<b>7</b>	<b>67</b>

##### Breakdown of YUG placings:

CRO	-	-	-	1	-	-	-	-	0	5
SRB	-	-	-	-	1	-	-	-	0	4
<b>Totals</b>	<b>-</b>	<b>-</b>	<b>-</b>	<b>1</b>	<b>1</b>	<b>-</b>	<b>-</b>	<b>-</b>	<b>0</b>	<b>9</b>

### 1500 Metres

1928-1968: Not held

#### Munich, 9 Sep 1972

1,	Lyudmila Bragina	RUS	URS	4:01.38WR
2,	Gunhild Hoffmeister	GDR	GDR	4:02.83
3,	Paola Pigni/Cacchi	ITA	ITA	4:02.85
4,	Karin Burneleit	GDR	GDR	4:04.11
5,	Sheila Carey	GBR	GBR	4:04.81
6,	Ilja Keizer	NED	NED	4:05.13

- 7, Tamara Pangelova UKR URS 4:06.45  
 8, Jennifer Orr AUS 4:12.15

(Competitors: 36; Countries: 21; Finalists: 10)

Bragina had broken Burneleit's world record by 2.7 seconds in the USSR championships in July with 4:06.9. She went straight to the front in the first heat, continuing through laps of 63.1, 66.5 and 67.3 before relaxing in the finishing straight to beat 17 year-old Glenda Reiser by 2m in a world record 4:06.47. Reiser also beat the old record with 4:06.71.

The semi-finals saw Bragina run a similar race, with Bernie Boxem (NED) leading for the first 300m, and the Russian completing circuits of 63.1, 66.0 and 67.5, then running a little harder to the finish, to break her three-day old record with 4:05.07. Burneleit finished second in 4:05.78, with Tittel third in 4:06.65.

Boxem, and her teammate Keizer led in the final, passing 400m in 62.45, and leading until 700m, when Bragina took over, increasing the pace with 16.0 for the next 100m, passing 800m in 2:10.0. The Russian ran her next 400m in 64.6, passing the bell in 2:58.6, leaving her 66.4 to break her world record. She took just 62.8 seconds, slightly increasing the 10m gap she had at the bell. Hoffmeister held off Cacchi's assaults in the finishing straight to win the silver medal, with Burneleit a further 10m back. All told five runners beat the new world record, and throughout the event there were 12 marks ahead of the pre-Olympic world record, while Bragina entered athletics history with her remarkable trio of records.

### Montreal, 30 Jul 1976

				<u>1100m</u>	
1,	Tatyana Kazankina	RUS	URS	4:05.48	3:08.6
2,	Gunhild Hoffmeister	GDR	GDR	4:06.02	3:08.2
3,	Ulrike Klapezynski	GDR	GDR	4:06.09	3:08.2
4,	Nikolina Shtereva	BUL	BUL	4:06.57	3:08.4
5,	Lyudmila Bragina	RUS	URS	4:07.20	3:08.1
6,	Gabriella Dorio	ITA	ITA	4:07.27	3:08.1
7,	Ellen Wellmann	FRG	FRG	4:07.91	3:08.7
8,	Jan Merrill	USA	USA	4:08.54	

(Competitors: 36; Countries: 19; Finalists: 9)

Raisa Katyukova (URS) ran 4:03.20, a time beaten by only six other athletes in 1976, yet missed making the final, after placing sixth in her semi-final. The race was won by Klapezynski in 4:02.13, ahead of Shtereva (4:02.33) and Bragina (4:02.41). Kazankina, world record holder at 3:56.0, won the other semi in 4:07.37. Kazankina, the 800m gold medallist, was known to have the fastest kick, but she had been through five races in the previous seven days, and yet no-one wanted to set an honest pace to test the Russian. Nina Holmen (FIN) took the field through laps of 68.7 and 70.2 before Dorio took over. The Italian led until just before the bell, reached in 3:08.1, at which point Bragina took over. The Russian was caught with 250m to go, and Hoffmeister and Klapezynski went past. Kazankina began to move up from sixth place, and flowed past the Germans with 50m to go, to win in 4:05.48 after a remarkably quick last lap of 56.9.

### Moscow, 1 Aug 1980

1,	Tatyana Kazankina	RUS	URS	3:56.56OR
2,	Christiane Wartenberg	GDR	GDR	3:57.71
3,	Nadezhda Olizarenko	UKR	URS	3:59.52
4,	Gabriella Dorio	ITA	ITA	4:00.30
5,	Ulrike Bruns	GDR	GDR	4:00.62
6,	Lyubov Smolka	UKR	URS	4:01.25
7,	Maricica Puică	ROU	ROU	4:01.26
8,	Ileana Silai	ROU	ROU	4:02.98

(Competitors: 24; Countries: 14; Finalists: 9)

Kazankina had improved her four year-old world record of 3:56.0 by a second just four weeks before the Games, and showed her form in the

preliminary round, following the pace before kicking with 300m to go to run 3:59.12. That last 300m was run in 45.3. The final seemed to be a copy of the 1976 race for the first two laps, as Olizarenko led through 400m in 65.5, and Smolka took the field through 800m in 2:13.7. With 600m to go Kazankina took off and her third lap was an unprecedented 58.4. She passed 1200m in 3:12.3 8m ahead of Smolka, with Wartenberg a metre behind. Wartenberg gained slightly on Kazankina in the last 300m, running her last lap in 59.0, and was nearly 15m clear of a fast-finishing Olizarenko for second. Kazankina's last 800m had been run in less than 2 minutes, and 12 days later she set a world record of 3:52.47 which lasted for 13 years.

### Los Angeles, 11 Aug 1984

				<u>Last 300m</u>	
1,	Gabriella Dorio	ITA	ITA	4:03.25	46.3
2,	Doina Melinte	ROU	ROU	4:03.76	46.5
3,	Maricica Puică	ROU	ROU	4:04.15	46.4
4,	Roswitha Gerdes	FRG	FRG	4:04.41	46.8
5,	Christine Benning	GBR	GBR	4:04.70	46.8
6,	Christina Boxer	GBR	GBR	4:05.53	48.2
7,	Brit McRoberts	CAN	CAN	4:05.98	47.8
8,	Ruth Wysocki	USA	USA	4:08.92	48.8

(Competitors: 22; Countries: 15; Finalists: 12)

<u>Splits</u>	<u>400m</u>	<u>800m</u>	<u>1200m</u>
Dorio	66.5	2:14.8	3:17.0
Melinte	66.6	2:14.9	3:17.3
Puică	66.9	2:15.4	3:17.8
Gerdes	66.3	2:14.9	3:17.6
Benning	66.4	2:15.1	3:17.9
Boxer	66.2	2:14.7	3:17.3
McRoberts	66.7	2:15.4	3:18.2
Wysocki	66.6	2:15.2	3:20.1

Puică, winner of the 3000m, was the athlete to beat. With four to qualify in each heat and the four fastest losers it made sense to make the heats fast. After a slow race won by Benning (4:10.48), Dorio showed her paces in the second heat, running 4:04.51, leading from gun to tape. Boxer led the final through two slow laps, and Dorio pounced with 600m to go, taking 800m winner Melinte with her. Puică was slow to react, and was initially left at the back of the field. Melinte passed Dorio with 250m to go, but the Italian waited till the home straight and her attack was enough to take the gold by 4m from Melinte, with Puică gaining 5m on the leaders in the last 50 to finish third.

### Seoul, 1 Oct 1988

				<u>Last 300m</u>	
1,	Paula Ivan	ROU	ROU	3:53.96OR	45.71
2,	Laimutė Baikauskaitė	LTU	URS	4:00.24	46.97
3,	Tatyana Samolenko	UKR	URS	4:00.30	47.94
4,	Christina Boxer/Cahill	GBR	GBR	4:00.64	48.35
5,	Lynn Williams	CAN	CAN	4:00.86	48.38
6,	Andrea Hahmann	GDR	GDR	4:00.96	48.81
7,	Shireen Bailey	GBR	GBR	4:02.32	48.91
8,	Mary Decker/Slaney	USA	USA	4:02.49	49.88

(Competitors: 28; Countries: 19; Finalists: 12)

<u>Splits</u>	<u>400m</u>	<u>800m</u>	<u>1200m</u>
Ivan	62.52	2:05.76	3:08.25
Baikauskaitė	63.55	2:07.59	3:13.27
Samolenko	63.15	2:06.65	3:12.36
Boxer/Cahill	63.33	2:07.07	3:12.29
Williams	63.16	2:07.27	3:12.48
Hahmann	63.04	2:06.79	3:12.15
Bailey	63.88	2:08.47	3:13.41
Decker/Slaney	62.81	2:07.07	3:12.61

Samolenko, the World Champion, was favoured to win over Slaney and Ivan, and qualified comfortably in third place (4:07.11) in the first heat behind Melinte (4:06.87). Ivan won the other heat in 4:03.39 from Slaney (4:03.61).

The Romanian went to the front in the final from the gun, with Slaney on her shoulder until midway in the second lap, when the powerfully-built Romanian began to build up a lead, which reached 8m at 800m. She increased her pace from 63.2 in the second lap to 62.5 in the third and her lead more than doubled to 25m, with Hahmann leading the pack from Cahill and Samolenko. Ivan eventually won by more than 40m, proportionally a larger margin than either of Flo-Jo's wins. Baikuskaitė, with a last lap of 63.5 (as compared with Ivan's 61.3) caught Samolenko on the line for the silver medal, with the next three within 5m.

### Barcelona, 8 Aug 1992

				<u>Last 300m</u>
1,	Hassiba Boulmerka	ALG	3:55.30	45.3
2,	Lyudmila Rogachova	RUS EUN	3:56.91	47.0
3,	Qu Yunxia	CHN	3:57.08	46.9
4,	Tatyana Samolenko/Dorovskikh	UKR EUN	3:57.92	47.4
5,	Liu Li	CHN	4:00.20	48.3
6,	Mayte Zúñiga	ESP	4:00.59	48.8
7,	Małgorzata Rydz	POL	4:01.91	50.1
8,	Yekaterina Podkopayeva	RUS EUN	4:02.03	50.9

(Competitors: 43; Countries: 31; Finalists: 12)

<u>Splits</u>	<u>400m</u>	<u>800m</u>	<u>1200m</u>
Boulmerka	60.9	2:05.1	3:10.0
Rogachova	60.7	2:05.1	3:09.9
Qu	61.3	2:05.3	3:10.2
Samolenko/Dorovskikh	61.5	2:05.2	3:10.5
Li	61.6	2:05.6	3:11.9
Zúñiga	61.9	2:06.1	3:11.8
Rydz	61.7	2:05.9	3:11.8
Podkopayeva	60.8	2:05.4	3:11.1

Boulmerka won the first semi-final in 4:03.81, and her predecessor as World Champion, Dorovskikh, won the second heat in 4:03.79, with Angela Chalmers (CAN) the fastest non-qualifier with 4:04.87. Rogachova set the pace in the final, passing through 400m in a swift 60.7, and continued leading until 1300m, at which point Boulmerka zipped past. The Algerian led by 3m into the finishing straight and won by 10m, as Rogachova slowed up in the last few metres, and was almost caught by Qu, who had fought Dorovskikh off with 25m to go.

### Atlanta, 3 Aug 1996

				<u>Last 300m</u>
1,	Svetlana Masterkova	RUS	4:00.83	44.19
2,	Gabriela Szabo	ROU	4:01.54	44.54
3,	Theresia Kiesl	AUT	4:03.02	46.19
4,	Leah Pells	CAN	4:03.56	45.91
5,	Margaret Crowley	AUS	4:03.79	46.45
6,	Carla Sacramento	POR	4:03.91	47.04
7,	Lyudmila Borisova	RUS	4:05.90	47.01
8,	Małgorzata Rydz	POL	4:05.92	47.19

(Competitors: 32; Countries: 21; Finalists: 13)

<u>Splits</u>	<u>400m</u>	<u>800m</u>	<u>1200m</u>
Masterkova	62.8	2:10.5	3:16.7
Szabo	63.4	2:11.1	3:17.1
Kiesl	63.5	2:10.8	3:16.9
Pells	63.8	2:11.6	3:17.6
Crowley	63.6	2:11.4	3:17.4
Sacramento	63.2	2:11.0	3:17.0
Borisova	64.0	2:11.9	3:18.4
Rydz	63.9	2:11.6	3:18.2

The first two rounds were undistinguished, with Kelly Holmes (GBR) the fastest with 4:05.88. Holmes went to the front early in the final, and passed 400m in 62.66 with Masterkova on her shoulder. Holmes remained in front, but the pace dropped to 2:10.55 at 800m, and continued at that level to the bell (3:00.83).

Masterkova went to the front just after 1200m, as Holmes dropped back. Szabo, on the outside, and Kiesl moved into position to attack Masterkova. Neither was a match for the Russian who accelerated sharply in the finishing straight, and won after a last 200m of 28.7.

### Sydney, 30 Sep 2000

1,	Nouria Mérah-Benida	ALG	4:05.10
2,	Violeta Szekely	ROU	4:05.15
3,	Gabriela Szabo	ROU	4:05.27
4,	Kutre Dulecha	ETH	4:05.33
5,	Lidia Chojecka	POL	4:06.42
6,	Anna Jakubczak	POL	4:06.49
7,	Kelly Holmes	GBR	4:08.02
8,	Marla Runyan	USA	4:08.30

(Competitors: 42; Countries: 27; Finalists: 12)

<u>Splits</u>	<u>400m</u>	<u>800m</u>	<u>1200m</u>	<u>Last 200m</u>	<u>400m</u>
Mérah-Benida	71.7	2:17.0	3:18.3	31.4	62.4
Szekely	71.2	2:16.1	3:18.3	31.4	63.6
Szabo	71.1	2:17.3	3:20.3	29.2	60.5
Dulecha	70.2	2:16.0	3:18.7	30.9	62.6
Chojecka	71.3	2:16.7	3:18.4		
Jakubczak	71.6	2:16.7	3:19.5		
Holmes	71.8	2:16.8	3:19.8		

The Olympics throws up some curious races on occasion, and this was one of them. Before the final Svetlana Masterkova, the defending champion collided with another runner and fell in her heat, which meant that no Russian in either the Sydney 800m or 1500m qualified for the final. The fastest race before the final was the first semi-final won by Mérah-Benida in 4:05.24, with four others under 4:06.

Partly sighted Marla Runyan led the field in the first lap, but the pace of 70.56 was too slow, and the lead passed to Suzy Favor Hamilton after 700m. The tempo quickened, and the pack surged. Britain's Hayley Tullett fell, and race favourite Gabriela Szabo had to jump over her, and almost stopped, losing 30m. The American held the lead until the bell, when Carla Sacramento took over. Favor Hamilton regained the lead with 250m to go, and was caught by Mérah-Benida with 110m to go. The Algerian forged ahead while Favor Hamilton buckled and she eventually fell and finished last. Szekely finished quickly and ended less than half a metre behind, but it was Szabo who finished fastest of all to take third place. The winning time of 4:05.10 was the second slowest in Olympic history.

### Athens, 28 Aug 2004

1,	Kelly Holmes	GBR	3:57.90
2,	Tatyana Tomashova	RUS	3:58.12
3,	Maria Cioncan	ROU	3:58.39
4,	Natalya Yevdokimova	RUS	3:59.05
5,	Daniela Yordanova	BUL	3:59.10
6,	Lidia Chojecka	POL	3:59.27
7,	Anna Jakubczak	POL	4:00.15
8,	Elvan Abeylegesse	TUR	4:00.67

(Competitors: 45; Countries: 29; Finalists: 12)

<u>Splits</u>	<u>400m</u>	<u>800m</u>	<u>1200m</u>	<u>Last 200m</u>	<u>400m</u>
Holmes	65.2	2:09.4	3:13.3	29.4	59.8
Tomashova	64.2	2:09.3	3:13.3	29.8	60.4
Cioncan	64.9	2:09.2	3:13.4	30.1	60.6
Yevdokimova	63.6	2:08.7	3:12.9	31.2	61.6
Yordanova	64.7	2:09.7	3:13.6	30.5	61.1
Chojecka	63.9	2:08.9	3:13.0	31.2	61.7

A field of 45 was reduced to 24 by the heats, the fastest of which was won by Yevdokimova (4:05.55).

The front-running Russian was again quickest in the semi-finals (4:04.66) and did exactly the same in the final, leading through the first three laps in 63.59/2:08.64/3:12.82. Chojecka and Tomashova were her closest followers at the bell, and Holmes was in seventh. Down the

backstraight Holmes, now supremely confident, moved to fifth, and off the final curve powered into the lead, pulling Tomashova past Yevdokimova. Holmes won by two metres from Tomashova, but the issue was never in doubt. Cioncan finished third, two metres back, and the gallant Yevdokimova placed fourth. Holmes had been 100-1 with the London bookmakers for the 800m/1500m double, but ran as though she was 100-1 on. Tragically Cioncan was killed in a car accident in Bulgaria on January 21, 2007.

### Beijing, 23 Aug 2008

1,	Nancy Jebet Langat	KEN	4:00.23
2,	Iryna Lishchynska	UKR	4:01.63
3,	Natalya Tobias	UKR	4:01.78
4,	Lisa Dobriskey	GBR	4:02.10
5,	Maryam Jamal	BRN	4:02.71
6,	Natalia Rodriguez	ESP	4:03.19
7,	Shannon Rowbury	USA	4:03.58
8,	Iris Fuentes-Pila	ESP	4:04.86

(Competitors: 33; Countries: 18; Finalists: 12)

Splits	400m	800m	1200m	Last 200m	400m
Langat	66.4	2:13.9	3:16.6	29.4	58.1
Lishchynska	66.2	2:13.8	3:17.0	29.6	59.2
Tobias	66.8	2:14.2	3:17.9	28.8	58.8
Dobriskey	66.9	2:14.4	3:18.3	29.1	58.8
Jamal	66.4	2:14.0	3:16.41	31.7	60.7
Rodriguez	66.8	2:14.4	3:18.1	30.5	60.2
Rowbury	66.6	2:14.0	3:17.0	30.8	60.8
Fuentes-Pila	67.2	2:14.6	3:19.2	31.9	61.0

Three top Russians were suspended for doping offences earlier in the year, leaving Jamal, the World Champion, favourite. She (4:05.14), Lishchynska (4:13.60) and Langat (4:03.02) were the heat winners.

The final began slowly, with Anna Alminova (RUS) leading with 65.90 at 400m and 2:13.70 at 800m. All medal contenders were in touch, except Commonwealth Champion Dobriskey in ninth place. Jamal then went to the front and passed the bell in 3:02.0 just ahead of Langat (3:02.2) and Lishchynska (3:02.4). With just under 300m to go, Langat attacked, and with 200m to go was a metre up on Jamal. Off the final curve and the Kenyan's lead was nearer 3m; Jamal was thereafter treading water, and covered her last 100m in 17.1, more than two seconds slower than the winner. Lishchynska held off her compatriot Tobias and Dobriskey, who had the fastest last 100m (14.5) of all. Of the three Ukrainian finalists, only Lishchynska failed to run a lifetime best, while the winner was the first Kenyan woman even to place in the top eight of an Olympic 1500m final.

### London, 10 Aug 2012

This medal order is not publicly confirmed by the IOC, as at June 10, 2016

1,	Gamze Bulut	TUR	4:10.40
2,	Maryam Jamal	BRN	4:10.74
3,	Tatyana Tomashova	RUS	4:10.90
4,	Abeba Aregawi	ETH	4:11.03
5,	Shannon Rowbury	USA	4:11.26
6,	Lucia Klocová	SVK	4:12.64
7,	Lisa Dobriskey	GBR	4:13.02
8,	Laura Weightman	GBR	4:15.60

(Competitors: 45; Countries: 26; Finalists: 13)

Splits	400m	800m	1200m	Last 200m	400m
Bulut	75.1	2:24.0	3:26.9	29.2	58.2
Jamal	75.3	2:24.1	3:27.0	29.7	58.4
Tomashova	75.7	2:24.5	3:27.2	29.5	58.4
Aregawi	75.8	2:24.6	3:27.3	30.0	58.4
Rowbury	75.5	2:24.3	3:27.2	29.8	58.5
Klocová	76.3	2:25.2	3:27.8	30.1	59.5
Dobriskey	75.9	2:24.8	3:27.7	30.8	60.2
Weightman	76.2	2:25.0	3:28.5	33.1	62.4
Çakır Alptekin	75.5	2:24.4	3:27.0	29.4	57.9

This event will be known as one of the most tainted in Olympic history. The problems began even before the first heat. Mariem Selsouli (MAR) was officially entered for the Games, but then provisionally suspended after testing positive for a diuretic at the meeting in Paris in July 2012 when she had set a world leading time of 3:56.15. Second in that race in 3:56.62 was Aşlı Çakır Alptekin (TUR). As a junior, she had been banned for two years for a doping violation, but was free to compete in London thanks to the ruling which also allowed LaShawn Merritt to contest the men's 400m despite having served a similarly serious ban.

Aregawi was fastest in the heats (4:04.55) and semi-finals (4:01.03). While the qualifying allowed for 12 finalists, 13 were advanced because Klocová and Weightman registered exactly the same time, even though the Briton was placed ahead of the Slovak in their semi-final.

The first lap of the final was covered in 75.13 (4:42 pace), and the second was not much quicker at 68.8. Bulut had led for most of the first two laps, and continued to lead the field through a 62.9 third lap. In the meantime, just after the bell, the USA's Morgan Uceny fell – as she had done in the World Championship final in Daegu a year earlier.

Just after 1200m, Çakır Alptekin burst into the lead, and though threatened by Jamal and Aregawi until the last 40m, the Turk was a clear winner over her faster-finishing compatriot Bulut. Aregawi stumbled while battling Jamal for bronze and finished fifth. The winning time of 4:10.23, was the slowest in Olympic history and exactly 10 seconds slower than Langat's in Beijing 2008.

After a lengthy process, it was confirmed in August 2015 that Çakır Alptekin's Athlete Biological Passport had shown an abnormality dating back to July 29, 2010. The IAAF duly disqualified all her results from that date. Therefore Bulut is the winner of the 2012 Olympic 1500m final, but not yet the Olympic gold medallist. As at June 10, 2016, the IOC had yet to publicly confirm any medal re-allocation different to the original podium order of Çakır Alptekin, Bulut and Jamal. Besides Çakır Alptekin, four other women from former USSR states were also disqualified from this event for doping violations: Natallia Kareiva (BLR), Yekaterina Kostetskaya (RUS), Anna Mishchenko and Anzhela Shevchenko (both UKR). Kareiva (4:11.58) and Kostetskaya (4:12.90) were originally seventh and ninth in the final.

#### WOMEN'S 1500 METRES

##### The Best on Points

16	Tatyana Kazankina	URS (RUS)	1976-1, 1980-1
	Gabriella Dorio	ITA	1976-6, 1980-4, 1984-1
14	Gunhild Hoffmeister	GDR	1972-2, 1976-2

##### Most Finals

3	Dorio		
	Doina Melinte	ROU	1984-2, 1988-9, 1992-dnf
	Kelly Holmes	GBR	1996-11, 2000-7, 2004-1

##### Most Appearances

4	Carla Sacramento	POR	1992-9s2, 1996-6, 2000-10, 2004-10s2
	Natalia Rodríguez	ESP	2000-12h2, 2004-10, 2008-6, 2012-13h1

3 14 women

##### Placing Table

	1	2	3	4	5	6	7	8	Top3	Points
URS/EUN	3	2	2	1	1	1	1	1	7	65
ROU	1	3	3	-	-	-	1	1	7	50
GER	-	3	1	2	1	1	1	-	4	46
GBR	1	-	-	2	2	1	3	1	1	36
RUS*	1	1	1	1	-	-	1	-	3	28
ITA	1	-	1	1	-	1	-	-	2	22
ALG	2	-	-	-	-	-	-	-	2	16
POL	-	-	-	-	1	2	2	1	0	15
UKR	-	1	1	-	-	-	-	-	2	13
BRN*	-	1	-	-	1	-	-	-	1	11
CAN	-	-	-	1	1	-	1	-	0	11
CHN	-	-	1	-	1	-	-	-	1	10
ETH	-	-	-	2	-	-	-	-	0	10
USA	-	-	-	-	1	-	1	4	0	10
TUR*	1	-	-	-	-	-	-	1	1	9
BUL	-	-	-	1	1	-	-	-	0	9
KEN	1	-	-	-	-	-	-	-	1	8
ESP	-	-	-	-	-	2	-	1	0	7

Women's 1500 Metres, continued										
Placing Table										
	1	2	3	4	5	6	7	8	Top3	Points
AUT	-	-	1	-	-	-	-	-	1	6
AUS	-	-	-	-	1	-	-	1	0	5
NED	-	-	-	-	-	1	-	-	0	3
POR	-	-	-	-	-	1	-	-	0	3
SVK	-	-	-	-	-	1	-	-	0	3
<b>Totals</b>	<b>11</b>	<b>11</b>	<b>11</b>	<b>11</b>	<b>11</b>	<b>11</b>	<b>11</b>	<b>11</b>	<b>33</b>	<b>396</b>

\* Placings do not match medals because – following the disqualification of the original 2012 winner Aslı Çakır Alptekin TUR – the IOC have not (as at June 10, 2016) publicly confirmed any further medal upgrades for this event. The original total Olympic medal tallies for the affected countries are therefore as follows:

	G	S	B	M
TUR	1	1	-	2
BRN	-	-	1	1
RUS	1	1	-	2

Breakdown of URS/EUN placings:

	1	2	3	4	5	6	7	8	Top3	Points
RUS	3	1	-	-	1	-	-	1	4	36
UKR	-	-	2	1	-	1	1	-	2	22
LTU	-	1	-	-	-	-	-	-	1	7
<b>Totals</b>	<b>3</b>	<b>2</b>	<b>2</b>	<b>1</b>	<b>1</b>	<b>1</b>	<b>1</b>	<b>1</b>	<b>7</b>	<b>65</b>

Breakdown of GER placings:

	1	2	3	4	5	6	7	8	Top3	Points
GDR	-	3	1	1	1	1	-	-	4	39
FRG	-	-	-	1	-	-	1	-	0	7
<b>Totals</b>	<b>-</b>	<b>3</b>	<b>1</b>	<b>2</b>	<b>1</b>	<b>1</b>	<b>1</b>	<b>-</b>	<b>4</b>	<b>46</b>

## 3000/5000 Metres

1928-1980: Not held; 3000 metres until 1996

## 3000 Metres Los Angeles, 10 Aug 1984

1,	Maricica Puică	ROU	8:35.96OR
2,	Wendy Sly	GBR	8:39.47
3,	Lynn Williams	CAN	8:42.14
4,	Cindy Bremser	USA	8:42.78
5,	Cornelia Bürki	SUI	8:45.20
6,	Aurora Cunha	POR	8:46.37
7,	Zola Budd	GBR	8:48.80
8,	Joan Hansen	USA	8:51.53

(Competitors: 30; Countries: 21; Finalists: 12)

The World Champion over 1500m and 3000m, Mary Decker, was a solid favourite for the Olympic title. Puică, the world's best in 1981, and Budd, the world junior record holder, were regarded as threats. Decker set the initial Olympic record in the heats with 8:44.38, which was improved in the third and final heat by Puică's 8:43.32.

In the final, Decker led the field through a kilometre in 2:50.5, aiming for 8:30. Decker and Sly led at 1600m (4:35.9), and Budd then squeezed between the two of them and ran the next 100m in 16.0, but slowed slightly after 1700m. She and Decker then collided with the American falling heavily. Budd, confused by the incident lost concentration, and when Puică and Sly attacked with 500m to go, she had no answer. Just after 2000m, world silver medallist Brigitte Kraus (FRG) had stepped off the track with a leg injury, but went virtually unnoticed after the dramatic Decker incident. Puică trailed Sly until there was 250m left, and went past the Briton to clock 31.8 for her last 200m, winning by nearly 20m.

## Seoul, 25 Sep 1988

1,	Tatyana Samolenko	UKR	URS	8:26.53OR
2,	Paula Ivan	ROU	8:27.15	
3,	Yvonne Murray	GBR	8:29.02	
4,	Yelena Romanova	RUS	URS	8:30.45
5,	Natalya Artyomova	RUS	URS	8:31.67

6,	Vicki Huber	USA	8:37.25
7,	Wendy Sly	GBR	8:37.70
8,	Lynn Williams	CAN	8:38.43

(Competitors: 35; Countries: 24; Finalists: 15)

Splits	1000m	2000m
Samolenko	2:47.5	5:44.5
Ivan	2:47.0	5:44.3
Murray	2:47.0	5:44.2
Romanova	2:47.8	5:44.7
Artyomova	2:48.1	5:44.8
Huber	2:47.7	5:44.1
Sly	2:47.9	5:44.9
Williams	2:47.5	5:44.6

Ivan ran the fastest heat ever with 8:43.10, and Los Angeles silver medallist Sly was the slowest of 15 qualifiers with 8:49.71. Mary Slaney led 1000m in 2:46.7 with nine others on her heels. The American went on to finish 10th. At 2000m Huber had taken the lead, and led until 2500m, when Murray went to the front. The Scotswoman immediately wound up the pace, with Ivan and Samolenko the only takers. Ivan went past Murray with a little over half a lap to go, and held off Samolenko till the finishing straight. The Ukrainian World Champion finished off with a 59.4 lap to edge Ivan by 4m, in clocking the third fastest time ever.

## Barcelona, 2 Aug 1992

1,	Yelena Romanova	RUS	EUN	8:46.04
2,	Tatyana Samolenko/Dorovskikh	UKR	EUN	8:46.85
3,	Angela Chalmers	CAN	8:47.22	
4,	Sonia O'Sullivan	IRL	8:47.41	
5,	PattiSue Plumer	USA	8:48.29	
6,	Yelena Kopytova	RUS	EUN	8:49.55
7,	Shelly Steely	USA	8:52.67	
8,	Yvonne Murray	GBR	8:55.85	

(Competitors: 33; Countries: 21; Finalists: 10)

Marie-Pierre Duros had the fastest qualifying time (8:42.32) and led for much of the first kilometre, run in a funeral 3:06. The Frenchwoman dropped out in the second kilometre, which was led by Alison Wyeth. The Briton passed 2000m in 6:00.6, and led to 2400m when her compatriot Murray made a break which was quickly covered. O'Sullivan took over from Murray with 300m to go, and was overtaken by Romanova's decisive move off the final bend. Dorovskikh (formerly Samolenko) passed O'Sullivan on the inside with 70m to go, but had no chance of catching Romanova. The Russian ran out an easy winner after a last 200m in 28.2. Chalmers, boxed in for most of the last lap; Finally escaped and caught O'Sullivan just before the line to win the bronze.

## 5000 Metres Atlanta, 28 Jul 1996

				Last lap
1,	Wang Junxia	CHN	14:59.88OR	70.13
2,	Pauline Konga	KEN	15:03.49	69.63
3,	Roberta Brunet	ITA	15:07.52	66.75
4,	Michiko Shimizu	JPN	15:09.05	66.81
5,	Paula Radcliffe	GBR	15:13.11	72.10
6,	Yelena Romanova	RUS	15:14.09	71.37
7,	Elena Fidatof	ROU	15:16.71	68.11
8,	Rose Cheruiyot	KEN	15:17.33	71.54

(Competitors: 46; Countries: 25; Finalists: 15)

Fearsome finisher Sonia O'Sullivan (IRL), the World Champion, and Gabriela Szabo (ROU) were the favourites, but Szabo ran poorly in her heat and was eliminated. The same fate befell Mary Slaney (USA), who had made the US team 23 years after first competing for her country. Slaney's result was later annulled when a doping violation earlier in 1996 was confirmed. O'Sullivan set the inaugural Olympic record with 15:15.80, but the fastest in the heats was Konga who ran 15:07.01.

The lead changed hands a number of times in the early stages of the final, but Konga led at 1000m (3:06.2), 2000m (6:08.9) and 3000m (9:08.02) points. O'Sullivan had held second place in the early stages, but was soon suffering in the heat (28°C) and eventually dropped out. Konga continued to lead, with only Wang able to keep in contact. The 3000m and 10,000m world record holder struck with two laps to go. Her penultimate circuit took 67.5 seconds and gave her a 30m margin. Wang eased down in the last lap, saving herself for the 10,000m.

### Sydney, 25 Sep 2000

1,	Gabriela Szabo	ROU	14:40.79 <sup>OR</sup>
2,	Sonia O'Sullivan	IRL	14:41.02
3,	Gete Wami	ETH	14:42.23
4,	Ayelech Worku	ETH	14:42.67
5,	Irina Mikitenko	GER	14:43.59
6,	Lydia Cheromei	KEN	14:47.35
7,	Worknesh Kidane	ETH	14:47.40
8,	Olga Yegorova	RUS	14:50.31

(Competitors: 49; Countries: 32; Finalists: 15)

After three heats which saw Sonia O'Sullivan run the fastest time (15:07.91), the final began at a sedate pace, with Szabo leading at the first kilometre in 3:03.84. Wami and Worku then took over, coursing through the next kilometre in 2:53.5 before slowing to 8:58.33 at 3000m. O'Sullivan, who had been 40m back at one point in the second kilometre latched back on to the leaders. The third Ethiopian, Kidane, was in the lead at 4000m (11:53.60) with Wami sharing the work. Szabo took over with 600m to go and O'Sullivan closed to second place with 300m to go. The two raced side by side until the last 20m when Szabo finally got clear to win by 1.5 metres. Szabo had run her last lap in 60.01 (O'Sullivan 60.0), and her last 200 in 28.6, one tenth quicker than the valiant O'Sullivan. In all, twelve broke the Olympic record.

### Athens, 23 Aug 2004

1,	Meseret Defar	ETH	14:45.65
2,	Isabella Ochichi	KEN	14:48.19
3,	Tirunesh Dibaba	ETH	14:51.83
4,	Yelena Zadorozhnaya	RUS	14:55.52
5,	Joanne Pavey	GBR	14:57.87
6,	Gulnara Samitova	RUS	15:02.30
7,	Irina Mikitenko	GER	15:03.36
8,	Sun Yingjie	CHN	15:07.23

(Competitors: 41; Countries: 29; Finalists: 15)

World record setter Elvan Abeylegesse (TUR), Dibaba and Russian steeplechase specialist Samitova were all highly regarded prior to the race. The heats were won by Dibaba (15:00.66) and Defar (14:52.39), who was only selected because Dibaba's elder sister Ejegayehu was concentrating on the 10,000m.

The final began like a funeral march, with the first lap covered in 81.4 seconds. Sun and Xing then took over with a lap of 68.6, and a firmer cadence was set. After a first kilometre of 3:12.26, the second took 2:53.31, with Sun leading. Ethiopian-born Abeylegesse then took over with a quick third kilometre (2:46.66). After seven laps, Abeylegesse had opened up a gap of 20m, but it soon closed and Ochichi took over the pace. Abeylegesse quickly fell back. Only Defar was able to stay with Ochichi, and with 200m to go Defar sped by to win by 15m. At 2004's end, six of the fastest seven in the world were Ethiopian or Ethiopian-born.

### Beijing, 23 Aug 2008

1,	Tirunesh Dibaba	ETH	15:41.40
2,	Elvan Abeylegesse	TUR	15:42.74

3,	Meseret Defar	ETH	14:44.12
4,	Sylvia Kibet	KEN	15:44.96
5,	Vivian Cheruiyot	KEN	15:46.32
6,	Liliya Shobukhova	RUS	15:46.62
7,	Alemitu Bekele	TUR	15:48.48
8,	Meselech Melkamu	ETH	15:49.03

(Competitors: 31; Countries: 19; Finalists: 15)

After reasonably paced-heats won by favourites Dibaba (15:09.89) and Defar (14:56.32), the final started even more turbidly than in 2004, with an opening lap of 83.2 followed by circuits of 91.8 and 89.3. Abeylegesse then lifted the pace with a fifth lap of 68.8, to pass 2000m in 6:45.41. In view of the finishing abilities of Dibaba and Defar, it looked like the rest of the field was trusting in its sprint abilities to win the bronze medal.

An eighth lap of 81.8 meant that 3000m was passed in 9:58.13 led by Russian steeplechase winner Gulnara Samitova-Galkina. The pace picked up to 69.0 with four laps to go, and Dibaba led at 4000m in 13:04.77. The supremely elegant Ethiopian then added laps of 65.5 and 60.9, before cruising home over the last 200m in 30.2 seconds to win. Defar had been close to Dibaba until 200m to go, but she was overhauled in the finishing straight by Abeylegesse for the silver medal, with the result that the gold and bronze medals were reversed from 2004. The winning time of 15:41.40 was more than half a minute slower than any other Olympic 5000m final, but Dibaba had covered her last 400 in 59.54, the last 800m in 2:03.96 and last kilometre in 2:36.63 (13:03 pace!).

In April 2016, the Turkish Athletics Federation announced the suspension of Abeylegesse following adverse findings after re-testing of her samples from the 2005 and 2007 IAAF World Championships. As at June 10, 2016 her case is still the subject of disciplinary investigations of the IAAF.

### London, 10 Aug 2012

1,	Meseret Defar	ETH	15:04.25
2,	Vivian Cheruiyot	KEN	15:04.73
3,	Tirunesh Dibaba	ETH	15:05.15
4,	Sally Kipyego	KEN	15:05.79
5,	Gelete Burka	ETH	15:10.66
6,	Viola Kibiwott	KEN	15:11.59
7,	Joanne Pavey	GBR	15:12.72
8,	Julia Bleasdale	GBR	15:14.55

(Competitors: 35; Countries: 22; Finalists: 15)

As in 2008, Dibaba was initially named by Ethiopia only as a reserve, but no-one was surprised when she and not Genet Yalew lined up in, then won, the first heat. Wary of one another, the Ethiopians and Kenyans kept away from the pace in the final. This was a dawdle through the first 3000m, reached in 9:27.75. Dibaba took the lead in the ninth lap, increasing the pace from 74.7 to 71.0, followed by laps of 69.0, 67.3 and 62.3, and with 200m to go only had Defar and Cheruiyot within striking distance. It looked as if Dibaba would retain another title, but then Defar kicked past with 80m remaining and won after a last lap of 60.0. Cheruiyot then moved into the silver medal position. An ecstatic Defar became the first woman to regain a 5000m title, and both Ethiopians won their third medals in the event.

#### WOMEN'S 3000 & 5000 METRES

##### The Best on Points

22	Meseret Defar	ETH	2004-1, 2008-3, 2012-1
20	Tirunesh Dibaba	ETH	2004-3, 2008-1, 2012-3
16	Yelena Romanova	URS/EUN/RUS	1988-4, 1992-1, 1996-6
15	Tatyana Samolenko/Dorovskikh	URS/EUN (UKR)	1988-1, 1992-2

##### Most Finals

4	Sonia O'Sullivan	IRL	1992-4, 1996-dnf, 2000-2, 2004-14
3	Romanova		
	Defar		
	Dibaba		
	Joanne Pavey	GBR	2000-12, 2004-5, 2012-7

## Women's 3000/5000 Metres continued

## Most Appearances

4	Roberta Brunet ITA	1988-12h2, 1992-10, 1996-3, 2000-6h2
	O'Sullivan	
3	Romanova	
	Ebru Kavaklıoğlu EUN (RUS)/TUR	1992-6, 2000-12h3, 2004-14h1
	Irina Mikitenko KAZ/GER	1996-11h3, 2000-5, 2004-7
	Defar	
	Dibaba	
	Pavey	

## Placing Table

	G	S	B	4	5	6	7	8	M	Points
ETH	3	-	4	1	1	-	1	1	7	60
KEN	-	3	-	2	1	2	-	1	3	42
URS/EUN	2	1	-	1	1	1	-	-	3	35
GBR	-	1	1	-	2	-	3	2	2	29
ROU	2	1	-	-	-	-	1	-	3	25
USA	-	-	-	1	1	1	1	1	0	15
RUS	-	-	-	1	-	3	-	1	0	15
CAN	-	-	2	-	-	-	-	1	2	13
IRL	-	1	-	1	-	-	-	-	1	12
CHN	1	-	-	-	-	-	-	1	1	9
TUR	-	1	-	-	-	-	1	-	1	9
ITA	-	-	1	-	-	-	-	-	1	6
GER	-	-	-	-	1	-	1	-	0	6
JPN	-	-	-	1	-	-	-	-	0	5
SUI	-	-	-	-	1	-	-	-	0	4
POR	-	-	-	-	-	1	-	-	0	3
<b>Totals</b>	<b>8</b>	<b>8</b>	<b>8</b>	<b>8</b>	<b>8</b>	<b>8</b>	<b>8</b>	<b>8</b>	<b>24</b>	<b>288</b>

## Breakdown of URS/EUN placings:

RUS	1	-	-	1	1	1	-	-	1	20
UKR	1	1	-	-	-	-	-	-	2	15
<b>Totals</b>	<b>2</b>	<b>1</b>	<b>-</b>	<b>1</b>	<b>1</b>	<b>1</b>	<b>-</b>	<b>-</b>	<b>3</b>	<b>35</b>

## 10,000 Metres

1928-1984: Not held

## Seoul, 30 Sep 1988

1,	Olga Bondarenko RUS	URS	31:05.21 <sup>OR</sup>
2,	Liz Lynch/McColgan GBR	GBR	31:08.44
3,	Yelena Zhupiyova UKR	URS	31:19.82
4,	Kathrin Ullrich GDR	GDR	31:29.27
5,	Francie Larrieu Smith USA	USA	31:35.52
6,	Lynn Jennings USA	USA	31:39.93
7,	Wang Xiuting CHN	CHN	31:40.23
8,	Susan Lee CAN	CAN	31:50.51

(Competitors: 34; Countries: 20; Finalists: 20)

Ingrid Kristiansen (NOR) had won the '86 European and '87 World titles, and her form of those two years gave her a 30 second advantage over the field. However, 1988 saw her suffering with an injured foot, which flared up after seven laps in the Olympic final, and caused her to drop out while leading. Kristiansen had set an Olympic record of 31:44.69 in the heats ahead of Bondarenko and Zhupiyeva, and these two latched on to McColgan and Ullrich. The German led to halfway, reached in 15:37.9, with the top four more than 10 seconds clear of the rest of the field. McColgan took over the pace, and lost Ullrich in the eighth kilometre and Zhupiyova in the ninth. Bondarenko, a good finisher, stayed on the Briton's heels, and with a certain inevitability attacked with just over half a lap to go, completing her final 200m in 31.2 to win by 20m.

## Barcelona, 7 Aug 1992

1,	Derartu Tulu	ETH	31:06.02
2,	Elana Meyer	RSA	31:11.75
3,	Lynn Jennings	USA	31:19.89
4,	Zhong Huandi	CHN	31:21.08
5,	Liz McColgan	GBR	31:26.11

6,	Wang Xiuting	CHN	31:28.06
7,	Uta Pippig	GER	31:36.45
8,	Judi St. Hilaire	USA	31:38.04

(Competitors: 48; Countries: 28; Finalists: 20)

Both heats were won in just under 32 minutes; by Helen Kimaiyo (KEN) in 31:58.63, and Tulu with 31:55.67. McColgan, the 1991 World Champion, tried the macho approach in the final, attempting to burn off the opposition as she had done a year earlier in Tokyo. She led through halfway in 15:35.91, but five runners were still in tow. With just under four kilometres remaining Meyer took the lead, and upped the tempo from 76 per lap with a 72 second circuit. Another lap of 73.5 saw only Tulu in touch with her, and the two stayed together until just after the bell. Tulu then kicked sharply and the race was decided. Her last lap of 65.9 gained nearly six seconds on Meyer to finish in 31:06.02, a fine time in the heat of Barcelona.

## Atlanta, 2 Aug 1996

1,	Fernanda Ribeiro	POR	31:01.63 <sup>OR</sup>
2,	Wang Junxia	CHN	31:02.58
3,	Gete Wami	ETH	31:06.65
4,	Derartu Tulu	ETH	31:10.46
5,	Masako Chiba	JPN	31:20.62
6,	Tegla Loroupe	KEN	31:23.22
7,	Yuko Kawakami	JPN	31:23.23
8,	Iulia Negură	ROU	31:26.46

(Competitors: 35; Countries: 19; Finalists: 20)

After a cautious first heat won by Wami in 32:20.92, Tulu took the other race with the fastest heat time ever of 31:35.90. Catherina McKiernan (IRL) led for the first three kilometres of the final, reached in 9:17.21. World Champion Ribeiro had taken over by 5000m, leading a pack of 10 through in 15:35.85, almost precisely the same time as in the 1992 final.

Barsosio and Julia Vaquero (ESP) were the leaders at the next three kilometre points, but Ribeiro was back in front at 9000m with only Wang and the two Ethiopians in tow. With 500m to go Wang, the '93 World Champion and world record holder, made her move, with only Ribeiro able to stay in touch. As the two entered the homestraight, Ribeiro saw a gap on the inside, through which she darted, and won by 6m. Ribeiro won plaudits for her fighting spirit and beating the seemingly invincible Wang, while the Chinese finished as the most successful distance runner – male or female – in Atlanta.

## Sydney, 30 Sep 2000

1,	Derartu Tulu	ETH	30:17.49 <sup>OR</sup>	15:06.0/15:11.5
2,	Gete Wami	ETH	30:22.48	15:05.9/15:16.6
3,	Fernanda Ribeiro	POR	30:22.88	15:06.2/15:16.7
4,	Paula Radcliffe	GBR	30:26.97	15:05.7/15:21.3
5,	Tegla Loroupe	KEN	30:37.26	15:06.4/15:30.9
6,	Sonia O'Sullivan	IRL	30:53.37	15:15.2/15:38.2
7,	Li Ji	CHN	31:06.94	15:18.0/15:48.9
8,	Elana Meyer	RSA	31:14.70	15:18.6/15:56.1

(Competitors: 41; Countries: 32; Finalists: 20)

For almost 20 of the 25 laps of the final, Paula Radcliffe led. She was ahead at every kilometre point except two – 8km and 10km, and yet came away without a medal. Radcliffe passed halfway in 15:05.70, with only her fifth kilometre slower than 3:02. At this point five were in the pack, and Loroupe was dropped only in the last kilometre.

From 7800m on the lead frequently changed hands, the athletes ensuring that no-one made a break. Finally Tulu took over shortly after the bell, cruising smoothly away from Wami to regain the title she won eight years earlier by a good 30m. Her final lap was covered in a sensational 60.26. Wami just held off the '96 champion Ribeiro for the silver medal. The top three all ran lifetime bests filling places 4-6 on the all-time list, while Radcliffe just beat her own personal best with her brave effort.

## Athens, 27 Aug 2004

		<u>Halves</u>	
1,	Xing Huina	CHN	30:24.36 15:35.2/14:49.2
2,	Ejegayehu Dibaba	ETH	30:24.98 15:34.6/14:50.4
3,	Derartu Tulu	ETH	30:26.42 15:34.9/14:51.5
4,	Worknesh Kidane	ETH	30:28.30 15:34.8/14:53.5
5,	Lornah Kiplagat	NED	30:31.92 15:35.1/14:56.8
6,	Sun Yingjie	CHN	30:54.37 15:34.9/15:19.5
7,	Jeļena Prokopčuka	LAT	31:04.10 15:40.5/15:23.6
8,	Lidiya Grigoryeva	RUS	31:04.62 15:40.3/15:24.3

(Competitors: 31; Countries: 20)

The expectations were that the Ethiopians could well produce a sweep of the medals, unless Paula Radcliffe was on top form, or one of the Chinese could produce a surprise. Radcliffe was never a factor after her aborted marathon, although she led at 3000m (9:27.40) before dropping out. Halfway was reached by Dibaba in 15:34.56. The Ethiopians upped the tempo in the seventh kilometre (2:56.9), and only Kiplagat and Xing were in touch.

At the bell Kidane led from Dibaba, Xing, Tulu and Kiplagat. Dibaba took the lead in the back straight, and only Xing could stay with her. Xing had placed ninth in the 5000m four days earlier, while Dibaba had been rested for the 10,000m, so it was a shock to see the Chinese athlete sprint past in the finishing straight to win by four metres. More surprising still was Dibaba's glee when crossing the line lifting her arms in triumph. She claimed that she had failed to realise that Xing was not a lapped athlete and believed she was the winner!

## Beijing, 15 Aug 2008

		<u>Halves</u>	
1,	Tirunesh Dibaba	ETH	29:54.66OR15:10.9/14:43.8
2,	Elvan Abeylegesse	TUR	29:56.34 15:10.5/14:45.8
3,	Shalane Flanagan	USA	30:22.22 15:11.3/15:10.9
4,	Linnet Masai	KEN	30:26.50 15:11.1/15:15.4
5,	Maria Kononova	RUS	30:35.84 15:12.4/15:23.4
6,	Inga Abitova	RUS	30:37.33 15:11.6/15:25.7
7,	Lucy Wangui	KEN	30:39.96 15:11.1/15:28.9
8,	Lornah Kiplagat	NED	30:40.2715:09.98/15:30.29

(Competitors: 31; Countries: 17)

The question of whether this would be a slow tactical race was quickly answered when World Half Marathon Champion Kiplagat took the lead in the first lap, and led the field through halfway in 15:09.98 with kilometre splits ranging from 2:59.69 to 3:03.68. Kiplagat continued past 6000m (18:12.85), but yielded to Abeylegesse just before 7000m was reached. The Ethiopian-born Turk changed the tenor of the race with her next two kilometres of 2:54.94 and 2:56.62. At this point only World Champion Dibaba was in contact, with Masai slipping back towards Flanagan. Dibaba went into overdrive just after the bell and was timed by transponder in a scorching 14.0 for the 100m section down the last backstraight. She drew relentlessly away from the brave Abeylegesse, clocking 60.2 for her last lap. Her final 3000m took just 8:40.0 for a finishing time which was the second-fastest in history. Behind the top two, Flanagan overcame Masai, and a bout of pre-race food poisoning, to take the bronze medal. The top three set continental records and Masai a world junior record.

As noted for the 2008 5000m where she also won silver, Abeylegesse was suspended in April 2016 by the Turkish Athletics Federation following adverse findings after re-testing of her samples from the 2005 and 2007 IAAF World Championships. As at June 10, 2016 her case is still the subject of disciplinary investigations of the IAAF.

## London, 3 Aug 2012

		<u>Halves</u>	
1,	Tirunesh Dibaba	ETH	30:20.75 15:32.5/14:48.3
2,	Sally Kipyego	KEN	30:26.37 15:32.1/14:54.3

3,	Vivian Cheruiyot	KEN	30:30.44 15:32.9/14:57.5
4,	Worknesh Kidane	ETH	30:39.38 15:32.3/15:07.1
5,	Belaynesh Oljira	ETH	30:45.56 15:32.7/15:12.9
6,	Shitaye Eshete	BRN	30:47.25 15:32.7/15:14.6
7,	Joanne Pavey	GBR	30:53.20 15:33.5/15:19.7
8,	Julia Bleasdale	GBR	30:55.63 15:33.1/15:22.5

(Competitors: 22; Countries: 13)

Dibaba had raced only twice at the distance since 2008, but her 30:24.39 in June established her as a favourite along with the highly competitive 2011 World Champion Cheruiyot. In all but one of the previous Olympic 10,000m finals, the pace had been slower in the first 5000m, and London was no exception. Fukushi and Niiya of Japan led for most of the first half, with Kipyego taking the lead in the fifth kilometre. At halfway (15:32.06), there were 13 runners grouped together, and this became a single file when Kidane took over most of the pace-making. Three kilometres covered in 9:02 reduced the leading tranche to four – Kidane, Cheruiyot, Kipyego and Dibaba. Kidane led until 1500m to go, when Kipyego took over. She stayed in front until 500m from the finish, when Dibaba went past. Her kick was not as electrifying as in 2008, but it was more effective as she opened up a 10m lead by the bell and flowed away to win by more than 40m. Her last lap took 62.08. Kipyego held off Cheruiyot for the silver as both set personal bests. "I have never been happier than today," remarked the winner.

## WOMEN'S 10,000 METRES

## The Best on Points

27	Derartu Tulu	ETH	1992-1, 1996-4, 2000-1, 2004-3
16	Tirunesh Dibaba	ETH	2008-1, 2012-1
14	Fernanda Ribeiro	POR	1996-1, 2000-3
13	Gete Wami	ETH	1996-3, 2000-2

## Most Finals/Placings in Top Eight

4	Tulu	
3	Tegla Loroupe	KEN
2	16 women	

## Most Appearances

4	Tulu	
3	Kathrin Wessel	GDR/GER
	Loroupe	
	Ribeiro	
	Sally Barsosio	KEN
	Anikó Kálovics	HUN
	Sabrina Mockenhaupt	GER
	Kayoko Fukushi	JPN

## Placing Table

	G	S	B	4	5	6	7	8	M	Points
ETH	4	2	2	3	1	-	-	-	8	77
CHN	1	1	-	1	-	2	2	-	2	30
KEN	-	1	1	1	1	1	1	-	2	27
USA	-	-	2	-	1	1	-	1	2	20
GBR	-	1	-	1	1	-	1	1	1	19
POR	1	-	1	-	-	-	-	-	2	14
URS	1	-	1	-	-	-	-	-	2	14
RSA	-	1	-	-	-	-	-	1	1	8
RUS	-	-	-	-	1	1	-	1	0	8
TUR	-	1	-	-	-	-	-	-	1	7
GER	-	-	-	1	-	-	1	-	0	7
JPN	-	-	-	-	1	-	1	-	0	6
NED	-	-	-	-	1	-	-	1	0	5
BRN	-	-	-	-	-	1	-	-	0	3
IRL	-	-	-	-	-	1	-	-	0	3
LAT	-	-	-	-	-	-	1	-	0	2
CAN	-	-	-	-	-	-	-	1	0	1
ROU	-	-	-	-	-	-	-	1	0	1
<b>Totals</b>	<b>7</b>	<b>7</b>	<b>7</b>	<b>7</b>	<b>7</b>	<b>7</b>	<b>7</b>	<b>7</b>	<b>21</b>	<b>252</b>

## Breakdown of URS placings:

RUS	1	-	-	-	-	-	-	-	1	8
UKR	-	-	1	-	-	-	-	-	1	6
<b>Totals</b>	<b>1</b>	<b>-</b>	<b>1</b>	<b>-</b>	<b>-</b>	<b>-</b>	<b>-</b>	<b>-</b>	<b>2</b>	<b>14</b>

## Breakdown of GER placings:

GDR	-	-	-	1	-	-	-	-	0	5
GER	-	-	-	-	-	-	1	-	0	2
<b>Totals</b>	<b>-</b>	<b>-</b>	<b>-</b>	<b>1</b>	<b>-</b>	<b>-</b>	<b>1</b>	<b>-</b>	<b>0</b>	<b>7</b>



## Marathon

1928 to 1980: Not held

### Los Angeles, 5 Aug 1984

1,	Joan Benoit	USA	2:24:52 <sup>OR</sup>
2,	Grete Waitz	NOR	2:26:18
3,	Rosa Mota	POR	2:26:57
4,	Ingrid Kristiansen	NOR	2:27:34
5,	Lorraine Moller	NZL	2:28:34
6,	Cilla Welch	GBR	2:28:54
7,	Lisa Martin	AUS	2:29:03
8,	Sylvie Rieger	CAN	2:29:09

(Competitors: 50; Countries: 28)

With a warm (24 °C) overcast day, it was thought that a really fast time was unlikely, but Benoit was of a different mind, and she dominated the race. Benoit moved away from the field after only three miles, leading at 5km by 6 seconds from Waitz, Kristiansen and Mota. Waitz, the World Champion, felt that the pace was too fast, and she let Benoit move away. The American, who had run a world best 2:22:43 in 1983, increased her pace after passing 10km in 35:24, covering the next 10km in an almost unbelievable 33:08. She then led by 1:12 from Mota, with the two Norwegians 60m behind. There was no let up as Benoit ran the next 10km in 33:51, with the three pursuers together 1:51 behind. Benoit slowed up a little in the fourth 10km section (34:51), losing 24 seconds, and she finished 1:26 ahead of Waitz, having run the second fastest time ever. The battle for the lesser medals was determined shortly after the 30km mark, when Waitz went clear of Kristiansen. Mota passed the second string Norwegian after the 40km mark, setting a Portuguese record in third place. Each of the finishers from fifth to 10th place ran lifetime bests.

### Seoul, 23 Sep 1988

1,	Rosa Mota	POR	2:25:40
2,	Lisa Martin	AUS	2:25:53
3,	Katrin Dörre	GDR	2:26:21
4,	Tatyana Polovinskaya	UKR URS	2:27:05
5,	Zhao Youfeng	CHN	2:27:06
6,	Laura Fogli	ITA	2:27:49
7,	Danièle Kaber	LUX	2:29:23
8,	Maria Curatolo	ITA	2:30:14

(Competitors: 69; Countries: 39)

This was expected to be a four-way battle between Mota, Waitz, Dörre and Martin. A pack of nine runners were together past halfway (1:12:20), and the biggest shock of the race came when Waitz retired at 30km, due to slow recovery from knee surgery the previous month. By 35km the top three were accompanied only by Polovinskaya, and the Ukrainian started to drop back just after 36km. Mota made her break with 4km to go, and won by 60m from Martin, with Dörre 150m further back.

### Barcelona, 1 Aug 1992

1,	Valentina Yegorova	RUS EUN	2:32:41
2,	Yuko Akimori	JPN	2:32:49
3,	Lorraine Moller	NZL	2:33:59
4,	Sachiko Yamashita	JPN	2:36:26
5,	Katrin Dörre	GER	2:36:48
6,	Mun Gyong-ae	PRK	2:37:03
7,	Manuela Machado	POR	2:38:22
8,	Ramilya Burangulova	RUS EUN	2:38:46

(Competitors: 46; Countries: 30)

The temperature at the start of the race was 30°C, with humidity over 70%, ensuring a slow race. Seoul silver medallist Lisa Ondieki was co-favourite with World Champion Wanda Panfil (POL). The Australian led to 20km, reached in 1:14:09 with 15 runners within 10 seconds. Yegorova then made a move just before 25km and led from her teammate Madina Biktagirova by three seconds. By 30km the lead was over a minute after a 34:10 10km section. Ondieki had dropped out and Panfil was almost three minutes behind. Akimori began to close in and caught Yegorova just after 35km. The two ran together up the long hill towards the stadium, and Yegorova finally broke away 300m before Montjuic stadium.

Biktagirova placed fourth in 2:35:59 but was later disqualified for failing a drugs test.

### Atlanta, 28 Jul 1996

1,	Fatuma Roba	ETH	2:26:05
2,	Valentina Yegorova	RUS	2:28:05
3,	Yuko Akimori	JPN	2:28:39
4,	Katrin Dörre-Heinig	GER	2:28:45
5,	Rocío Rios	ESP	2:30:50
6,	Lidia Şimon	ROU	2:31:04
7,	Manuela Machado	POR	2:31:11
8,	Sonja Krolik	GER	2:31:16

(Competitors: 87; Countries: 52)

The heat of Atlanta meant that the race needed to start early, and at 7:05 the runners set off with temperatures which would not climb beyond 21°C. Uta Pippig (GER), who had run 2:21:45 in Boston in 1994, went to the front and led past 10km in 34:37. At 12km she began to fall back, eventually dropping out. Elana Meyer, silver medallist over 10,000m in Barcelona, retired with a damaged Achilles tendon at 15km. At 18km Roba made a break, passing 20km in 1:08:45 with a six second lead over the pack. By 30km the lead had stretched to 1:01 over Akimori and Yegorova after a 34:12 section. The Ethiopian continued to build the lead, though her pace slowed in the later stages, and she finished exactly two minutes clear of Yegorova. The Russian's silver medal was the best effort in defence of a title by a female marathon runner. Akimori again placed one position behind Yegorova, though veteran Dörre almost caught her, picking up 13 seconds in the last two kilometres.

### Sydney, 24 Sep 2000

1,	Naoko Takahashi	JPN	2:23:14 <sup>OR</sup>
2,	Lidia Şimon	ROU	2:23:22
3,	Joyce Chepchumba	KEN	2:24:45
4,	Esther Wanjiru	KEN	2:26:17
5,	Madina Biktagirova	RUS	2:26:33
6,	Elfenesh Alemu	ETH	2:26:54
7,	Eri Yamaguchi	JPN	2:27:03
8,	Ham Bong Sil	PRK	2:27:07

(Competitors: 53; Countries: 28)

Marleen Renders of Belgium was the early leader, with a margin of 80m at one point. The pack caught up at 12km, and Takahashi and her teammate Ari Ichihashi moved to the front at the 20km point, with only Lidia Şimon taking up the challenge. The three passed halfway in 71:45, but Ichihashi was dropped by 25km. Takahashi and Şimon ran together until 35km when Takahashi opened up a gap of 30m. The gap widened, and though Şimon closed slightly in the last 2km, Takahashi was never threatened. Chepchumba moved into third place after 30km, finishing 92 seconds ahead of fourth place. Tegla Loroupe held the world best (2:20:43) was the favourite, but a bout of food poisoning relegated the Kenyan to 13th place (2:29:45). In all, 14 ran quicker than 2:30.

## Athens, 22 Aug 2004

1,	Mizuki Noguchi	JPN	2:26:20
2,	Catherine Ndereba	KEN	2:26:32
3,	Deena Kastor	USA	2:27:20
4,	Elfenesh Alemu	ETH	2:28:15
5,	Reiko Tosa	JPN	2:28:44
6,	Olivera Jevtić SRB	SCG	2:31:15
7,	Naoko Sakamoto	JPN	2:31:43
8,	Lyudmila Petrova	RUS	2:31:56

(Competitors: 82; Countries: 48)

Paula Radcliffe had dominated the marathon scene after concentrating on the event from 2002, with three of the four fastest ever times, and a world record of 2:15:25 in 2003 which was more than three minutes quicker than anyone else. The pressure to win was immense.

The race began cautiously in a temperature of 30°C which would climb to 35° as the race progressed. At 20km (69:57) the leaders were Alemu, Noguchi, Tosa, Ndereba and Radcliffe. At 25km Noguchi attacked as the runners went uphill. The sixth 5km portion took her 16:57, the fastest of the race to that point, bringing Noguchi a lead of 23 seconds over Alemu, with Radcliffe another eight seconds behind. Ndereba was 37 seconds behind Noguchi, and Kastor, running a careful race was 2:11 behind in eighth place. Radcliffe dropped out in turmoil just after 36km, after being passed by Alemu for third place. Later it was explained that her demise was due to a reaction to an “aggressive line of treatment” of a quadriceps injury which had flared up before the Games.

Kastor, now the quickest in the field, ran 16:20 for the 35-40km segment – the fastest split by any athlete in the race – and passed Alemu just before 41km. Kastor ran her second half four minutes faster than the first, but still finished a minute behind the resourceful Noguchi, who won Japan's second consecutive gold medal with 12 seconds to spare over Ndereba.

## Beijing, 15 Aug 2008

1,	Constantina Tomescu-Diță	ROU	2:26:44
2,	Catherine Ndereba	KEN	2:27:06
3,	Zhou Chunxiu	CHN	2:27:07
4,	Zhu Xiaolin	CHN	2:27:16
5,	Martha Komu	KEN	2:27:23
6,	Mara Yamauchi	GBR	2:27:29
7,	Irina Timofeyeva	RUS	2:27:31
8,	Lidia Šimon	ROU	2:27:51

(Competitors: 82; Countries: 49)

Nervous of the heat, the runners took the first half slowly. With the temperature warm (22°C) but not stifling, the pace was unsurprisingly cautious. At 10 miles the early leader Liz Yelling (GBR) collided with Gete Wami (ETH) near a drink station and crack a rib. Halfway was passed in 75:11, and by that point Tomescu-Diță had taken the lead. The Romanian had moved clear in two world championships, only to fade badly, and this was thought by watchers to be an insignificant break. In the meantime Athens medallist Deena Kastor (USA) sustained a broken foot at 5K while world record holder Paula Radcliffe (GBR) was struggling to return from a stress fracture and would end up 23rd.

By 35km (2:02:00) Tomescu-Diță was 70 seconds clear of a pack of eight runners, and there would be no catching the Romanian. At 40km (2:19:07) she was a minute clear of Zhou and Zhu, with Ndereba and Komu another second behind. The chasers were closing quickly, with Ndereba running the last 2.195km 39 seconds quicker than the Romanian. No wonder Tomescu-Diță constantly looked over her shoulder, but she retained 22 seconds of her margin to the finish. “I have been caught so often that it was only in the last 200m of the race that I was certain I would win,” she reflected. Ndereba outsprinted Zhou for the silver in the last 100m.

## London, 5 Aug 2012

1,	Tiki Gelana	ETH	2:23:07OR
2,	Priscah Jeptoo	KEN	2:23:12
3,	Tatyana Arkhipova	RUS	2:23:29
4,	Mary Keitany	KEN	2:23:56
5,	Zhu Xiaolin	CHN	2:24:48
6,	Jessica Augusto	POR	2:25:11
7,	Valeria Straneo	ITA	2:25:27
8,	Albina Mayorov	RUS	2:25:38

(Competitors: 116; Countries 67; Finishers 107)

All three medalists in the 2011 World Championships had been Kenyans, and two of them – Kiplagat and Jeptoo – were in London along with Keitany, winner of the regular London marathon in April. Others highly regarded included the 2:18:20 performer Lidia Shobukhova (RUS) and the three Ethiopians. The race began in temperate (14°C) wet conditions, and the pace was cautious with four initial 5km splits averaging 17:22 (2:26 pace). Halfway was reached in 73:13 with Shobukhova (73:37) the principal absentee from the leading pack. The tempo was only forced from the 25km mark by which time the six Kenyans or Ethiopians had broken clear. Of that sextet by 30km (1:42:44), Aselefech Mergia (ETH) had dropped back while Arkhipova was closing on the leading Africans.

The surprising Russian went all the way to the front, and at 40km she led with Gelana, Jeptoo and Keitany. Improbably, it was 2:18:37 performer Keitany who was dropped first. Gelana proved the strongest at the finish as the rain fell, winning by the smallest margin in Olympic history with an Olympic record. Jeptoo took silver with Arkhipova third. Improving from 13th at 35km to fifth was Tetyana Gamera-Shmyrko (UKR).

A record 29 women broke 2:30, though this became 28 when Gamera-Shmyrko (2:24:32) was ultimately disqualified for a doping violation, as were non-finisher Shobukhova and four other women.

## WOMEN'S MARATHON

## The Best on Points

15	Katrin Dörre/Heinig GDR/GER	1988-3, 1992-5, 1996-4
	Valentina Yegorova EUN/RUS	1992-1, 1996-2
14	Rosa Mota POR	1984-3, 1988-1
	Catherine Ndereba KEN	2004-2, 2008-2

## Most Placings in Top Eight

3	Dörre/Heinig	
	Lidia Šimon ROU	1996-6, 2000-2, 2008-8
2	Mota	
	Lorraine Moller NZL	1984-5, 1992-3
	Lisa Martin AUS	1984-7, 1988-2
	Yegorova	
	Yuko Arimori JPN	1992-2, 1996-3
	Manuela Machado POR	1992-7, 1996-7
	Elfenesh Alemu ETH	2000-6, 2004-4
	Ndereba	
	Zhu Xiaolin CHN	2008-4, 2012-5

## Most Appearances

5	Simon	1996-6, 2000-2, 2004-dnf, 2008-8, 2012-44
4	Moller	1984-5, 1988-33, 1992-3, 1996-46
	Lisa Martin/Ondieki AUS	1984-7, 1988-2, 1992-dnf, 1996-dnf
	Erika Olivera CHI	1996-37, 2000-27, 2004-58, 2012-61

## Placing Table

	G	S	B	4	5	6	7	8	M	Points
JPN	2	1	1	1	1	-	2	-	4	42
KEN	-	3	1	2	-	-	-	-	4	41
ETH	2	-	-	1	-	1	-	-	2	24
POR	1	-	1	-	-	1	2	-	2	21
RUS	-	1	1	-	1	-	1	2	2	21
ROU	1	1	-	-	-	1	-	1	2	19
CHN	-	-	1	1	1	-	-	-	1	19
GER	-	-	1	1	1	-	-	1	1	16
USA	1	-	1	-	-	-	-	-	2	14
URS/EUN	1	-	-	1	-	-	-	1	1	14
NOR	-	1	-	1	-	-	-	-	1	12
NZL	-	-	1	-	1	-	-	-	1	10
AUS	-	1	-	-	-	-	1	-	1	9
GBR	-	-	-	-	-	2	-	-	0	6

Women's Marathon, continued										
Placing Table										
	<u>G</u>	<u>S</u>	<u>B</u>	<u>4</u>	<u>5</u>	<u>6</u>	<u>7</u>	<u>8</u>	<u>M</u>	<u>Points</u>
ITA	-	-	-	-	-	1	1	1	0	6
ESP	-	-	-	-	1	-	-	-	0	4
PRK	-	-	-	-	-	1	-	1	0	4
SCG (SRB)	-	-	-	-	-	1	-	-	0	3
LUX	-	-	-	-	-	-	1	-	0	2
CAN	-	-	-	-	-	-	-	1	0	1
<b>Totals</b>	<b>8</b>	<b>8</b>	<b>8</b>	<b>8</b>	<b>8</b>	<b>8</b>	<b>8</b>	<b>8</b>	<b>24</b>	<b>288</b>
Breakdown of GER placings:										
GER	-	-	-	1	1	-	-	1	0	10
GDR	-	-	1	-	-	-	-	-	1	6
<b>Totals</b>	<b>-</b>	<b>-</b>	<b>1</b>	<b>1</b>	<b>1</b>	<b>-</b>	<b>-</b>	<b>1</b>	<b>1</b>	<b>16</b>
Breakdown of URS/EUN placings:										
RUS	1	-	-	-	-	-	-	1	1	9
UKR	-	-	-	1	-	-	-	-	0	5
<b>Totals</b>	<b>1</b>	<b>-</b>	<b>-</b>	<b>1</b>	<b>-</b>	<b>-</b>	<b>-</b>	<b>1</b>	<b>1</b>	<b>14</b>

## 3000 Metres Steeplechase

1928-2004: Not held

### Beijing, 17 Aug 2008

1,	Gulnara Samitova-Galkina	RUS	8:58.81WR
2,	Eunice Jepkorir	KEN	9:07.41
3,	Yekaterina Volkova	RUS	9:07.64
4,	Tatyana Petrova	RUS	9:12.33
5,	Cristina Casandra	ROU	9:16.85
6,	Ruth Bisibori	KEN	9:17.35
7,	Zemzem Ahmed	ETH	9:17.85
8,	Wioletta Frankiewicz	POL	9:21.76

(Competitors: 51; Countries: 30; Finalists: 15)

World record holder Samitova-Galkina won the first heat in a swift 9:15.17, and was succeeded by Petrova (9:28.85) and Jepkorir (9:21.31) in the other two preliminaries. As in her heat, Samitova-Galkina went straight to the front in the final, and sped past 1000m in 2:58.63, with the two Kenyans, Petrova and Ahmed the only ones daring to follow closely. By the fourth water jump Samitova-Galkina had broken the opposition, and she was two seconds clear of Petrova at 2000m (6:01.20).

A final lap of 69.6 ensured that Samitova-Galkina broke her own world record and became the first woman to run the event in less than nine minutes. Behind her, Jepkorir led the pursuers with 400m to go, was passed by Volkova, and overtook the Russian with 10m to go for the silver medal. Marta Domínguez (ESP), threatening for a medal with 300m to go, fell at the barrier before the last winter jump and failed to finish.

### London, 6 Aug 2012

This medal order is not publicly confirmed by the IOC, as at June 10, 2016

1,	Habiba Ghribi	TUN	9:08.37
2,	Sofia Assefa	ETH	9:09.84
3,	Milcah Chemos	KEN	9:09.88
4,	Hiwot Ayalew	ETH	9:12.98
5,	Etenesh Giro	ETH	9:19.89
6,	Antje Möldner-Schmidt	GER	9:21.78
7,	Gesa-Felicita Krause	GER	9:23.52
8,	Emma Coburn	USA	9:23.54

(Competitors: 44; Countries: 26; Finalists: 15)

The three heats varied by just 1.41 seconds, the winners being Krause (9:24.91), Assefa (9:25.42) and Ayalew (9:24.01). Yuliya Zaripova (RUS) had originally won the 2011 World title by leading the whole

way with succeedingly quicker kilometres, and in London she did the same. The pace was comfortable for the first two kilometres with splits of 3:06.24 and 3:05.36, but the Russian maintained the lead throughout, gaining a metre at every hurdle with her superior technique. At the bell there were still five potential medalists with Zaripova leading from Ayalew, Assefa, Ghribi and Chemos. The Russian went away from Ghribi before the final water jump and won by more than 10m from Tunisia's first-ever female Olympic medallist. Assefa just held off Chemos for the bronze. The first two ran lifetime bests, with Zaripova's time the fourth fastest ever. The new Olympic Champion went even quicker with 9:05.02 in Stockholm on August 17, and was then regarded as one of the woman athletes of 2012.

In January 2015, Zaripova was sanctioned by the Russian Anti-Doping Agency for an offence based on anomalies in her Athlete Biological Passport. Her exact punishment was disputed between RUSADA and the IAAF, and in March 2016 the Court of Arbitration for Sport ruled in the IAAF's favour: all Zaripova's performances since July 20, 2011 – including her World Championship and Olympic titles – were to be annulled. Ghribi therefore belatedly became the first Tunisian woman to win an Olympic final. She received a gold medal in Radès on June 4, 2016, though as at June 10, 2016 the IOC had yet to publicly confirm further medal re-allocations. Three other women were retrospectively disqualified from the London 2012 women's steeplechase, including another former World Champion, Marta Domínguez (ESP).

#### WOMEN'S 3000 METRES STEEPLCHASE

##### The Best on Points

8	Gulnara Samitova-Galkina	RUS	2008-1
	Habiba Ghribi	TUN	2012-1
7	Eunice Jepkorir	KEN	2008-2
	Sofia Assefa	ETH	2012-2

##### Most Finals

2	Samitova-Galkina	2008-1, 2012-dnf
	Ghribi	2008-13, 2012-1
	Marta Domínguez	2008-dnf, 2012-dq

##### Most Appearances


2 12 women

##### Placing Table

	<u>G</u>	<u>2</u>	<u>3</u>	<u>4</u>	<u>5</u>	<u>6</u>	<u>7</u>	<u>8</u>	<u>Top3</u>	<u>Points</u>
RUS*	1	-	1	1	-	-	-	-	2	19
ETH*	-	1	-	1	1	-	1	-	1	18
KEN*	-	1	1	-	-	1	-	-	2	16
TUN*	1	-	-	-	-	-	-	-	1	8
GER	-	-	-	-	-	1	1	-	0	5
ROU	-	-	-	-	1	-	-	-	0	4
POL	-	-	-	-	-	-	-	1	0	1
USA	-	-	-	-	-	-	-	1	0	1
<b>Totals</b>	<b>2</b>	<b>2</b>	<b>2</b>	<b>2</b>	<b>2</b>	<b>2</b>	<b>2</b>	<b>2</b>	<b>6</b>	<b>72</b>

\* Placings do not match medals because – following the disqualification of the original 2012 winner Yuliya Zaripova RUS – the IOC have not (as at June 10, 2016) publicly confirmed further medal upgrades for this event, though Habiba Ghribi has personally received a gold medal returned by Zaripova. The actual Olympic medal tallies for the affected countries are therefore as follows:

	<u>G</u>	<u>S</u>	<u>B</u>	<u>M</u>
RUS	1	-	1	3
KEN	-	1	-	1
TUN	1	-	-	1
ETH	-	-	1	1



**80/100 Metres Hurdles Amsterdam, 1928**

Not held

**80 Metres Hurdles Los Angeles, 4 Aug 1932**

1,	(2)	Mildred "Babe" Didriksen	USA	11.7WR
2,	(1)	Evelyne Hall	USA	11.7WR
3,	(3)	Marjorie Clark	RSA	11.8
4,	(5)	Simone Schaller	USA	11.8
5,	(4)	Violet Webb	GBR	11.9
6,	(6)	Alda Wilson	CAN	12.0

(Competitors: 9; Countries: 6; Finalists: 6)

Didriksen and Hall had a close battle in the US Trials, and the Los Angeles final was just as tight. After Didriksen had equalled Clark's world record of 11.8, Hall won the other heat in 12.0. In the final Hall was drawn in lane 1, with Didriksen next to her. Hall got an electrifying start and led Clark by half a metre by the second hurdle, with Didriksen another half-metre behind. Didriksen closed sharply in the second half of the race, reaching the last hurdle no more than 10cm behind, and crossed the line a fraction ahead of Hall, who claimed nearly half a century later that she and not Didriksen had won the race. However, film of the race shows conclusively that Didriksen did win by 10-15cm.

**Berlin, 6 Aug 1936**

<b>(1.4)</b>				<u>Electrics</u>	
1,	(4)	Trebisonda Valla	ITA	11.7=OR	(11.75)
2,	(1)	Anni Steuer	GER	11.7=OR	(11.81)
3,	(3)	Elizabeth Taylor	CAN	11.7=OR	(11.82)
4,	(2)	Claudia Testoni	ITA	11.7=OR	(11.82)
5,	(5)	Kitty ter Braake	NED	11.8	(11.84)
6,	(6)	Doris Eckert	GER	12.0	(12.19)

(Competitors: 22; Countries: 11; Finalists: 6)

Simone Schaller (USA) had been the fastest prior to Berlin with 11.8, and she repeated this time in the final heat to equal the best mark of the round set by Violet Webb (GBR). In the semi-finals Valla came to the fore, running a windy 11.6w. This was nevertheless ratified as a world record, as the wind rule of a maximum 2m per second did not come into force until after the Games.

In the final Steuer was on the inside, with Testoni, Taylor, Valla, ter Braake and Eckert in the outer lanes. Valla had the best start, with Steuer last over the first hurdle. Only Eckert lost touch during the race, and Valla got home by half a metre, with the next four all in a line, Testoni finishing fastest. The judges deliberated for half an hour before determining the places, with the aid of the photo-finish. The "Ziel-Zeit-Kamera" showed times in thousandths of a second, with Steuer edging Taylor 11.809 to 11.811 for silver, with Testoni a full 0.007 behind.

**London, 4 Aug 1948**

<b>(1.9)</b>				<u>Adjusted</u>	
1,	(1)	Fanny Blankers-Koen	NED	11.2OR	11.4
2,	(2)	Maureen Gardner	GBR	11.2OR	11.5
3,	(5)	Shirley Strickland	AUS	11.4	11.5
4,	(4)	Yvette Monginou	FRA		12.0
5,	(3)	Maria Oberbreyer	AUT		12.1
6,	(6)	Libuše Lomská	CZE	TCH	12.1

(Competitors: 21; Countries: 12; Finalists: 6)

	<u>Differential</u>
Blankers-Koen	0.00
Gardner	0.05 behind
Strickland	0.10
Monginou	0.59
Oberbreyer	0.64
Lomská	0.68

Having broken the world record by no less than 0.3 in June, Blankers-Koen was favourite, and she was 0.3 faster than the opposition with 11.3 in the first round, and 11.4 in the semis. In the final, Blankers-Koen was left at the start, as Gardner and Strickland both got lightning starts. She quickly caught the field, taking the lead at the third of the eight barriers, and she won by half a metre, with Strickland a similar margin behind.

Curiously, Blankers-Koen lacked confidence. "My knees trembled," she reflected. "Never had I been so nervous before a race" It wasn't apparent. In the final, Blankers-Koen became the only woman in Olympic history to win three individual track events at the same Games.

**Helsinki, 24 Jul 1952**

				<u>Electrics</u>		
1,	(3)	Shirley Strickland	AUS	10.9WR	(11.01)	
2,	(5)	Mariya Golubnichaya	RUS	URS	11.1	(11.24)
3,	(4)	Maria Sander	GER/FRG	11.1	(11.38)	
4,	(6)	Anneliese Seonbuchner	GER/FRG	11.2	(11.46)	
5,	(1)	Jean Desforges	GBR	11.6	(11.75)	
	(2)	Fanny Blankers-Koen	NED	DNF		

(Competitors: 34; Countries: 22; Finalists: 6)

The event was opened by Strickland equalling the world record with 11.0 (11.25) in the first heat. Golubnichaya, 11.1 (11.29), and Blankers-Koen, 11.2 (11.34), were the next quickest. The first semi saw the Australian run 10.8w (11.16), the fastest time ever run. Sander 10.9 (11.20), ducked under 11.0, as did Desforges, whose 10.9 was not backed up by the auto-time of 11.36. Golubnichaya won the other semi in 11.2 (11.52) from Blankers-Koen.

Strickland was fastest away in the final, though Blankers-Koen was only inches behind her at the second hurdle. The 1948 winner smacked the hurdle heavily and came to a stop at the third barrier, while Strickland raced away to a world record and her first Olympic gold medal. Golubnichaya, who started poorly, came through to take silver from Sander. Strickland and Blankers-Koen met later in the season in Berlin with the Australian winning by inches as both ran 11.1.

**Melbourne, 28 Nov 1956**

<b>(-1.3)</b>				<u>Electrics</u>		
1,	(7)	Shirley Strickland	AUS	10.7OR	(10.96)	
2,	(3)	Gisela Köhler	GER/GDR	10.9	(11.12)	
3,	(6)	Norma Thrower	AUS	11.0	(11.25)	
4,	(5)	Galina Bystrova	AZE	URS	11.0	(11.25)
5,	(4)	Mariya Golubnichaya	RUS	URS	11.3	(11.50)
6,	(2)	Gloria Cooke	AUS	11.4	(11.60)	

(Competitors: 22; Countries: 12; Finalists: 6)

Eight hurdlers had ducked below 11.0 prior to the Games, all Germans or Soviets, and only Thrower and Strickland were considered worthy rivals to the Europeans. The Australians showed their paces in the heats with Strickland running 10.8 (11.02) into a headwind, and Thrower going even quicker with 10.8 (10.94) benefiting from a 3m following wind. Strickland then ran the first legal sub-11 electric time in the semi-finals, holding off Köhler 10.89 to 10.93 as both were credited with 10.8. In the final, Strickland was first to the initial hurdle, and she won by 1.5m from Köhler, with Thrower edging Bystrova by the smallest possible margin for third place. Strickland's time would have been around 10.80 with the wind following instead of hindering. She so impressed 10,000m winner Vladimir Kuts that he described her in Melbourne as "the queen of running".

**Rome, 1 Sep 1960**

<b>(0.0)</b>				<u>Electrics</u>		
1,	(3)	Irina Press	RUS	URS	10.8	(10.93)
2,	(6)	Carole Quinton	GBR	10.9	(10.99)	

3,	(4)	Gisela Köhler/Birkemeyer	GER/GDR	11.0	(11.13)
4,	(5)	Mary Bignal	GBR	11.1	(11.22)
5,	(2)	Galina Bystrova	AZE URS	11.2	(11.26)
6,	(1)	Rimma Kosheleva	RUS URS	11.2	(11.28)

(Competitors: 28; Countries: 18; Finalists: 6)

Birkemeyer set a world record of 10.5 in July, but tied with Zentl Kopp at the German Olympic trials, so that these two were bracketed with Thrower, Kosheleva and Press as possible gold medal winners. Neither Thrower nor Kopp could make it through the semi-finals, though Kopp – fourth in the second semi – was faster with 11.10 than Bystrova, the winner of the first race in 11.0 (11.16). Press, the younger sister of Shot winner Tamara, won the semi-final in an Olympic record 10.6 (10.77) from Birkemeyer (10.9/11.01) and Quinton (11.0/11.08). The Russian had been the only runner to break 11.00 in the heats with 10.7 (10.91).

Press's start in the final was decisive, as she was a half metre clear by the first hurdle. Her nearest challenger was not Birkemeyer, but, surprisingly, the tall Briton Quinton, who closed slightly in the last 20m of the race to finish half a metre behind Press.

### Tokyo, 19 Oct 1964

(2.3)					Electrics
1,	(3)	Karin Balzer	GER/GDR	10.5w	(10.54)
2,	(2)	Teresa Wiecezorek/Cieply	POL	10.5	(10.55)
3,	(7)	Pam Kilborn	AUS	10.5	(10.56)
4,	(4)	Irina Press	RUS URS	10.6	(10.62)
5,	(6)	Ikuko Yoda	JPN	10.7	(10.72)
6,	(8)	Maria Piatkowska	POL	10.7	(10.76)
7,	(5)	Draga Stamejčić	SLO YUG	10.8	(10.86)
8,	(1)	Rosie Bonds	USA	10.8	(10.88)

(Competitors: 26; Countries: 18; Finalists: 8)

Balzer, Press and Stamejčić all had run 10.5 before the Games, so there was no clear favourite. Balzer won the first heat in 10.7 (10.71) and the wind then went increasingly over the legal limit with Rosie Bonds the fastest heat winner at 10.6 (10.64w). Kilborn 10.6 (10.69) and Balzer 10.6 (10.65) were the semi-final winners, with Britain's Pam Pryce running 10.7 (10.75) for fifth in Balzer's race, 0.12 quicker than Bonds' qualifying run from the first semi. The field was level in the final for 40m, and the three medallists then went clear with Balzer just outleaning Cieply and Kilborn, as all three ran 10.5w.

### Mexico City, 18 Oct 1968

(0.0)					Electrics
1,	(1)	Maureen Caird	AUS	10.3OR	(10.39)
2,	(8)	Pam Kilborn	AUS	10.4	(10.46)
3,	(2)	Chi Cheng	TPE	10.4	(10.51)
4,	(7)	Patty Van Wolvelaere	USA	10.5	(10.60)
5,	(5)	Karin Balzer	GDR	10.6	(10.61)
6,	(4)	Danuta Straszyńska	POL	10.6	(10.66)
7,	(6)	Elżbieta Zebrowska	POL	10.6	(10.66)
8,	(3)	Tatyana Talysheva	RUS URS	10.7	(10.72)

(Competitors: 33; Countries: 23; Finalists: 8)

Vera Korsakova (URS) had set a world record of 10.2 during the season, but was untested in big competition, and the favourites were reigning champion Balzer and 1967's best, Kilborn. The Australian set an Olympic record in the heats with 10.4 (10.41) but the shock came when her young teammate Caird also ran 10.4 (10.48). Caird then won her semi-final in 10.5 (10.59) into a strong headwind, with Balzer edging Korsakova for the last qualifying position 10.83 to 10.86. Kilborn won the other semi-final in 10.4 (10.44) from Cheng 10.5 (10.56).

Caird was off faster than Kilborn in the final, and this was the difference between the two, as Caird came home with a margin of just over half a metre, with Cheng a similar distance back setting an Asian record. Caird's mark was the second-fastest ever in the last major race over the distance, and the fastest-ever on automatic timing. She was

also the youngest-ever individual track event winner in the Olympics, at 17 years and 19 days.

### 100 Metres Hurdles Munich, 8 Sep 1972

(0.6)				
1,	(8)	Anneliese Ehrhardt	GDR	12.59WR
2,	(7)	Valeria Bufanu	ROU	12.84
3,	(5)	Karin Balzer	GDR	12.90
4,	(3)	Pam Kilborn/Ryan	AUS	12.98
5,	(1)	Teresa Nowak	POL	13.17
6,	(8)	Danuta Straszyńska	POL	13.18
7,	(2)	Annerose Krumpolz	GDR	13.27
8,	(4)	Grażyna Rabsztyn	POL	13.44

(Competitors: 25; Countries: 15; Finalists: 8)

Ehrhardt had run 12.5 twice during 1972, and confirmed her status as favourite with 12.70 in the first heat, more than 2m ahead of Ryan (12.93), with Bufanu the only other athlete under 13.00 in the first round. Ehrhardt (12.73) and Bufanu (12.84), were the semi winners.

In the final Ryan and Ehrhardt were away fastest, and the German flowed away from the field, gaining ground with every stride, to win by the largest margin of victory in the women's Olympic sprint hurdles. Behind her Balzer went past Ryan halfway through the race, but could not withstand the finish of Bufanu, who passed the German after the ninth hurdle. Ehrhardt's 12.59 would remain the electrically-timed world record for nearly six years.

### Montreal, 29 Jul 1976

(0.0)				
1,	(5)	Johanna Schaller	GDR	12.77
2,	(3)	Tatyana Anisimova	RUS URS	12.78
3,	(8)	Natalya Lebedyeva	RUS URS	12.80
4,	(1)	Gudrun Berend	GDR	12.82
5,	(2)	Grażyna Rabsztyn	POL	12.96
6,	(6)	Esther Shakhamorov/Rot	ISR	13.04
7,	(4)	Valeria Bufanu/Ștefănescu	ROU	13.35
8,	(7)	Ileana Ongar	ITA	13.51

(Competitors: 23; Countries: 15; Finalists: 8)

Schaller and Anisimova were the semi-final winners, though Anisimova had to win her semi twice after her teammate Lyubov Kononova was disqualified for impeding Ștefănescu. Having run 12.91, Anisimova then ran 13.08 as reigning champion Ehrhardt, who had been third in the first run, was eliminated. In the final Rabsztyn was the early leader, but by the eighth hurdle she had been caught by the Soviet and GDR runners. Rabsztyn hit the ninth hurdle, and Anisimova and Schaller were even off the last hurdle, with the German just edging the Russian on the run-in. With only 0.05 separating first from fourth, this was even closer than the 1964 final.

### Moscow, 28 Jul 1980

(0.9)					Reactions
1,	(5)	Vera Komisova	RUS URS	12.56OR	0.135
2,	(3)	Johanna Schaller/Klier	GDR	12.63	0.137
3,	(2)	Lucyna Langer	POL	12.65	0.169
4,	(4)	Kerstin Claus	GDR	12.66	0.131
5,	(1)	Grażyna Rabsztyn	POL	12.74	0.138
6,	(7)	Irina Litovchenko	RUS URS	12.84	0.205
7,	(8)	Bettine Gärtz	GDR	12.93	0.173
8,	(6)	Żofia Bielczyk	POL	13.08	0.133

(Competitors: 20; Countries: 11; Finalists: 8)

Rabsztyn had set a world record of 12.36 in June, but had never finished higher than fifth in a major championship, so was no better than

co-favourite with reigning champion Klier. The heats began with Komisova improving her best from 12.84 to 12.67 to become a medal threat. Rabsztyń responded with the fastest time in the semis, 12.64, ahead of Klier (12.77), as Komisova won the other semi-final in 12.78.

Rabsztyń got a dreadful start in the final and never got on terms with the top four, as Klier and Claus started quickest. Komisova was inches behind them. She caught Klier at the fifth hurdle and motored away to win by more than half a metre in 12.56; Finally breaking Ehrhardt's Olympic record. Klier just held off the fast finish of Langer, with Claus inches behind, as 0.03 seconds covered second to fourth. The following week Komisova ran 12.39 in Rome, a Soviet record which would last more than a decade.

### Los Angeles, 10 Aug 1984

				<u>Reactions</u>
<b>(0.7)</b>				
1, (4)	Benita Fitzgerald-Brown	USA	12.84	0.153
2, (7)	Shirley Strong	GBR	12.88	0.171
=3, (6)	Kim Turner	USA	13.06	0.163
	(5) Michèle Chardonnet	FRA	13.06	0.183
5, (1)	Glynis Nunn	AUS	13.20	0.164
6, (8)	Marie-Noëlle Savigny	FRA	13.28	0.159
7, (3)	Ulrike Denk	FRG	13.32	0.158
8, (2)	Pamela Page	USA	13.40	0.139
(Competitors: 22; Countries: 14; Finalists: 8)				

The effect of the boycott was enormous; at the end of the year all of the top eight ranked hurdlers were Eastern bloc athletes. Britain's Shirley Strong was favoured to beat the Americans, and was fastest in the heats with 12.86w, but Fitzgerald was the quickest in the semi-finals with 12.98.

Fitzgerald and Strong were out quickest, and Strong was the mid-race leader. The tall (1.78/64kg) American caught the Briton at the eight hurdle, and won by 30cm, with Turner and Chardonnet level 2m behind them. Initially the two were announced as tied, but before the medal ceremony, Turner was given third place outright. The French officially protested, and six months later Chardonnet received her bronze medal when it had been decided that there had been a tie after all.

### Seoul, 30 Sep 1988

				<u>Reactions</u>
<b>(0.2)</b>				
1, (5)	Yordanka Donkova	BUL	12.38OR	0.150
2, (4)	Gloria Siebert	GDR	12.61	0.196
3, (3)	Claudia Zaczkiwicz	FRG	12.75	0.166
4, (8)	Natalya Grigoryeva	UKR	12.79	0.179
5, (1)	Florence Colle	FRA	12.98	0.173
6, (2)	Julie Rocheleau	CAN	12.99	0.149
7, (7)	Monique Ewanjé-Epée	FRA	13.14	0.161
8, (6)	Cornelia Oschkenat	GDR	13.73	0.138
(Competitors: 36; Countries: 24; Finalists: 8)				

<u>Time at:</u>	<u>hurdle 5</u>	<u>hurdle 8</u>
Donkova	6.46	9.34
Siebert	6.54	9.46
Zaczkiwicz	6.58	9.58
Grigoryeva	6.57	9.57
Colle	6.74	9.78
Rocheleau	6.67	9.74
Ewanjé-Epée	6.86	9.90
Oschkenat	6.58	9.77

Donkova, the world record holder, was favourite, and after Siebert ran the fastest heat ever (12.65), the Bulgarian asserted herself, setting an Olympic record 12.47 in the second round, with Lyudmila Narozhilenko (URS) running 12.62 behind her. Donkova won the first semi-final in 12.58 just ahead of Siebert (12.60), and Oschkenat took the other race in 12.63, as Narozhilenko failed to finish.

Just as the USSR athlete had injured herself in the preceding round, so Oschkenat was affected in the final, and she was never a factor. Donkova dominated the race, leading from the gun and quickly building up a lead of a metre. This was extended to two at the finish, as she broke her own Olympic record. Zaczkiwicz finished quickly to edge Grigoryeva for the bronze.

### Barcelona, 6 Aug 1992

<b>(0.4)</b>			
1, (5)	Voula Patoulidou	GRE	12.64
2, (4)	LaVonna Martin	USA	12.69
3, (6)	Yordanka Donkova	BUL	12.70
4, (3)	Lynda Tolbert	USA	12.75
5, (2)	Gail Devers	USA	12.75
6, (7)	Aliuska López	CUB	12.87
7, (8)	Natalya Kolovanova	UKR	EUN 13.01
8, (1)	Odalys Adams	CUB	13.57
(Competitors: 37; Countries: 23; Finalists: 8)			

Devers was the fastest in the first two rounds, with an easy 12.76 in the second round. Martin twice ran 12.82, and Donkova clocked 12.84 as the only other runner under 12.90. In the semi-finals Devers let Tolbert past after hitting the eighth hurdle, with the winner clocking an undistinguished 13.10 against a wind of 1.9. In the other race, Martin improved by 0.01 to 12.81 ahead of Donkova's 12.87 and Patoulidou's Greek record 12.88 in windless conditions.

Martin started fastest in the final, but Devers' greater sprint speed quickly came to the fore, and by hurdle two she was leading. At halfway the lead was half a metre, with Martin just ahead of Tolbert, Donkova and Patoulidou. The Greek came through strongly and was second at the ninth hurdle, 1.5m behind the flying Devers. Coming off the ninth hurdle Devers seemed to hesitate and she hit the final barrier with her leading foot, and fell forward. Her momentum carried her falling to the line, but she was passed by Patoulidou and Martin with 3m remaining. In the confusion it was difficult to see if she had reached the line before the others, but the photo-finish showed her to have placed fifth. Patoulidou's reaction was not understated; "I won! I don't believe it!"

### Atlanta, 31 Jul 1996

<b>(0.2)</b>				<u>Reactions</u>
1, (6)	Ludmila Engquist (Narozhilenko)	SWE	12.58	0.132
2, (3)	Brigita Bukovec	SLO	12.59	0.164
3, (5)	Patricia Girard	FRA	12.65	0.133
4, (8)	Gail Devers	USA	12.66	0.189
5, (2)	Dionne Rose	JAM	12.74	0.179
6, (4)	Michelle Freeman	JAM	12.76	0.181
7, (1)	Lynda Goode/Tolbert	USA	13.11	0.160
	(7) Natalya Shekhodanova	RUS	DQ (r40.1) (12.80)	0.175
Rightful finalist (in place of Shekhodanova):				
Angela Thorp			GBR	(4s1, 12.80)
(Competitors: 44; Countries: 28; Finalists: 8)				

<u>At hurdle:</u>	<u>1</u>	<u>2</u>	<u>3</u>	<u>4</u>	<u>5</u>	<u>6</u>	<u>7</u>	<u>8</u>	<u>9</u>	<u>10</u>
Engquist	2.48	3.54	4.50	5.48	6.44	7.41	8.40	9.39	10.37	11.39
Bukovec	2.46	3.49	4.52	5.43	6.41	7.38	8.36	9.34	10.34	11.37
Girard	2.36	3.40	4.39	5.39	6.38	7.37	8.37	9.35	10.40	11.44
Devers	2.44	3.46	4.47	5.43	6.44	7.43	8.43	9.46	10.48	11.48
Rose	2.47	3.50	4.52	5.50	6.50	7.48	8.48	9.47	10.50	11.52
Freeman	2.44	3.46	4.44	5.44	6.40	7.39	8.38	9.42	10.45	11.49
Goode/Tolbert	2.43	3.50	4.52	5.52	6.55	7.58	8.62	9.65	10.72	11.80
Shekhodanova	2.45	3.50	4.48	5.45	6.43	7.44	8.46	9.47	10.51	11.51

Engquist had competed twice under her previous name of Narozhilenko, but had been injured both times. She then was disqualified for drug usage for two years, but claimed that her estranged husband had sabotaged her. After reinstatement she married her manager and qualified to compete for Sweden in the Olympics. A superb techni-

Engquist's principal rival was the blazing fast, but technically weaker Devers. Engquist (12.66) was the fastest in the heats and improved to 12.47 in the second round, with Freeman next quickest with 12.57. Freeman (12.61) and Engquist (12.51) were the semi-final winners, with Devers running 12.62 behind the Swede and Girard (12.59).

Girard ran the best first half in the final, but was caught by Bukovec just after the fifth hurdle. Engquist was then level with Devers, but powered through to catch the Slovenian at the last hurdle and won by 0.006. Girard had a similar margin over Devers for the bronze medal. Shekhodanova finished seventh, but was disqualified after failing a doping test. It should be noted that Engquist also committed a further doping violation, while training as a bobsledder, in 2001.

### Sydney, 27 Sep 2000

(0.0)				Reactions
1,	(7)	Olga Shishigina	KAZ 12.65	0.237
2,	(3)	Glory Alozie	NGR 12.68	0.217
3,	(6)	Melissa Morrison	USA 12.76	0.180
4,	(8)	Delloreen Ennis-London	JAM 12.80	0.156
5,	(1)	Aliuska López	CUB 12.83	0.179
6,	(4)	Nicole Ramalalanirina	FRA 12.91	0.194
7,	(2)	Linda Ferga	FRA 13.11	0.294
8,	(3)	Brigitte Foster	JAM 13.49	0.217

(Competitors: 38; Countries: 26; Finalists: 8)

Had it not been for winning two gold medals in the 100m by the total margin of 0.01 seconds, Gail Devers might have been considered one of the unluckiest athletes in Olympic history. For the third time she was the pre-Games hurdles favourite. On this occasion she had won the US trials in 12.33, leaving her 0.19 quicker than any other Sydney competitor. After clocking 12.62 in round 1 – a time no-one else would match – and winning her quarter in 12.77, she suffered a hamstring injury in her semi-final and pulled up after five hurdles. Alozie was the fastest qualifier for the final with 12.68 in her semi-final, having suffered with the tragedy of her fiancé being killed when struck by a car in Sydney just before the Games opened. Foster had run a personal best of 12.70 behind Alozie and just ahead of Shishigina (12.71).

In the final Shishigina had her usual sluggish start, and by halfway Alozie was a metre clear of her, with Morrison in second place. Shishigina showed her 11.13 flat speed in the second half, catching Alozie at the last hurdle and winning by 25cm. She became Kazakhstan's first individual Olympic Champion in athletics.

### Athens, 24 Aug 2004

(1.5)				Reactions
1,	(4)	Joanna Hayes	USA 12.37OR	0.169
2,	(1)	Yelena Krasovska	UKR 12.45	0.151
3,	(3)	Melissa Morrison	USA 12.56	0.145
4,	(8)	Mariya Koroteyeva	RUS 12.72	0.195
5,	(2)	Lacena Golding-Clarke	JAM 12.73	0.149
6,	(7)	Angela Whyte	CAN 12.81	0.155
	(5)	Perdita Felicien	CAN DNF	0.167
	(6)	Irina Shevchenko	RUS DNF	0.155

(Competitors: 37; Countries: 24; Finalists: 8)

The expectation was that Gail Devers would finally strike gold, unless World Champion Felicien beat her. The American veteran failed to clear a barrier in the heats, a victim of an apparent calf injury. Hayes, better known as a 400m hurdler before 2004, was fastest in the heats (12.71), and was again the quickest in the semi-finals, winning the second race in a pb 12.48 after Felicien had won the other semi in 12.49.

Hayes started best in the final, and Felicien, striving to get back on terms smashed the first hurdle, falling, and knocking over Shevchenko. Hayes continued on her way, crushing her lifetime best to finish in

12.37, setting an Olympic record in the process. Krasovska, who had begun in Athens with a lifetime best of 12.74, improved to 12.45, with a tremendous second half surge, taking her from fourth to second in the last 30m. Morrison repeated her Sydney bronze.

An unsuccessful protest was lodged on behalf of the unfortunate Shevchenko. Had it been upheld there would have been a re-run but it did not help the Russian's cause that she did not attempt to get up and complete the race after the accident.

### Beijing, 19 Aug 2008

(0.1)				Reactions
1,	(6)	Dawn Harper	USA 12.54	0.193
2,	(3)	Sally McLellan	AUS 12.64	0.138
3,	(8)	Priscilla Lopes-Schliep	CAN 12.64	0.174
4,	(7)	Damu Cherry	USA 12.65	0.239
5,	(5)	Delloreen Ennis-London	JAM 12.65	0.151
6,	(9)	Brigitte Foster-Hylton	JAM 12.66	0.167
7,	(4)	Lolo Jones	USA 12.72	0.185
8,	(2)	Sarah Claxton	GBR 12.94	0.163

(Competitors: 32; Countries: 23; Finalists: 8)

For the third time in four Olympics, the favourite came to grief in the final. That favourite was Jones, undefeated for two months prior to the Games, and with a scintillating windy 12.29 at the US trials. After a 12.71 heat, which was bettered by Jamaican heat winners Vonette Dixon and Foster-Hylton (both 12.69), Jones flowed to a semi-final win in 12.43, nearly two tenths quicker than the next-fastest qualifier.

In the final, McLellan was fastest away, and Jones only took the lead coming off the fourth hurdle. Harper, the least fancied of the Americans, was closest to Jones by the fifth barrier, and was less than a metre behind when Jones hit the ninth hurdle with her lead leg and faltered. Harper went by her immediately, and led by a metre across the tenth barrier, with six women level behind her. Jones, still losing momentum, finished seventh, as McLellan just held off the fast-finishing Lopes-Schliep, with just 0.02 seconds covering second to sixth. Harper, possibly the most surprising winner in Beijing summed it up perfectly: "it's so surreal, it's so amazing".

"Stuff happens," concluded Jones. "Lots of people have been trying to put words in my mouth into why I tripped but I can't give a clear explanation." She gained admiration by waiting in the stadium to congratulate Harper as her compatriot finished her lap of honour.

### London, 7 Aug 2012

(-0.2)				Reactions
1,	(7)	Sally McLellan/Pearson	AUS 12.35OR	0.137
2,	(4)	Dawn Harper Nelson	USA 12.37	0.156
3,	(5)	Kellie Wells	USA 12.48	0.137
4,	(2)	Lolo Jones	USA 12.58	0.163
5,	(3)	Phylicia George	CAN 12.65	0.152
6,	(8)	Jessica Zelinka	CAN 12.69	0.145
7,	(9)	Beate Schrott	AUT 13.07	0.156
	(6)	Nevin Yanit	TUR DQ (r40.9) (12.58)	0.161

Rightful finalist (in place of Yanit):  
Tatyana Dektyareva RUS (3s3, 12.75)  
(Competitors: 48; Countries: 38; Finalists: 8)

The IAAF athlete of the year in 2011, Pearson (née McLellan) was still favourite despite losing to Wells three weeks before the Games. The Australian was the fastest in the heats with 12.57, with Wells (12.69) and Jones (12.68) the next quickest. In the first semi-final defending champion Harper Nelson ran a lifetime best of 12.46. The next heat featured a scintillating 12.39 by Pearson. The final semi was won by Wells (12.51) ahead of the then European Champion Yanit (12.58).

Pearson was the leader to the first hurdle in a rainsoaked final, with

Harper Nelson close behind. The two fought a magnificent duel, with Harper Nelson never more than 0.05 behind. The American closed to within 0.02 of the flying Australian at the end. It was so close that Pearson began her celebrations only when her name flashed up first on the stadium scoreboard, 30 seconds later. All three medallists had cause for delight as both Harper Nelson and Wells set personal bests. Jones's respectable fourth place was some atonement for her Beijing disaster. There the good news ended, because after years of dispute it transpired that original fifth-placer Yanit was guilty of doping violations dating back to June 2012. As well as her fifth place in London, she was stripped of two European titles.

#### WOMEN'S 80 & 100 METRES HURDLES

##### The Best on Points

22	Shirley Strickland AUS	1948-3, 1952-1, 1956-1
18	Karin Balzer GER/GDR	1964-1, 1968-5, 1972-3
	Pam Ryan AUS	1964-3, 1968-2, 1972-4

##### Most Finals

3	Strickland Balzer Ryan Grażyna Rabsztyń POL	1972-8, 1976-5, 1980-5
---	--	------------------------

##### Most Appearances

5	Gail Devers USA	1988-8s1, 1992-5, 1996-4, 2000-dnf/s1, 2004-dnf/h5
4	Balzer Aliuska López CUB/ESP Nicole Ramalalanirina MAD/FRA	1960-4s1, 1964-1, 1968-5, 1972-3 1992-6, 1996-5s2, 2000-5, 2004-4h1 1992-5h4, 1996-6s1, 2000-6, 2004-4h4
	Brigitte Foster-Hylton JAM	2000-8, 2004-dns/s2 (1h2), 2008-6, 2012-7h6

##### Placing Table

	G	S	B	4	5	6	7	8	M	Points
USA	4	3	3+1=	6	1	-	2	2	11	116.5
GER	3	4	4	3	1	1	3	1	11	105
AUS	4	2	3	1	1	1	-	-	9	76
URS/EUN	2	2	1	3	2	2	1	1	5	68
POL	-	1	1	-	3	3	1	2	2	38
GBR	-	3	-	1	2	-	-	1	3	35
FRA	-	-	1+1=	1	1	2	2	-	2	30.5
CAN	-	-	2	-	1	4	-	-	2	28
JAM	-	-	-	1	3	2	-	1	0	24
BUL	1	-	1	-	-	-	-	-	2	14
ITA	1	-	-	1	-	-	-	1	1	14
NED	1	-	-	-	1	-	-	-	1	12
ROU	-	1	-	-	-	-	1	-	1	9
GRE	1	-	-	-	-	-	-	-	1	8
KAZ	1	-	-	-	-	-	-	-	1	8
SWE	1	-	-	-	-	-	-	-	1	8
CUB	-	-	-	-	1	1	-	1	0	8
NGR	-	1	-	-	-	-	-	-	1	7
SLO	-	1	-	-	-	-	-	-	1	7
UKR	-	1	-	-	-	-	-	-	1	7
RSA	-	-	1	-	-	-	-	-	1	6
TPE	-	-	1	-	-	-	-	-	1	6
AUT	-	-	-	-	1	-	1	-	0	6
RUS	-	-	-	1	-	-	-	-	0	5
JPN	-	-	-	-	1	-	-	-	0	4
ISR	-	-	-	-	-	1	-	-	0	3
TCH (CZE)	-	-	-	-	-	1	-	-	0	3
YUG (SLO)	-	-	-	-	-	-	1	-	0	2
<b>Totals</b>	<b>19</b>	<b>19</b>	<b>18+2=</b>	<b>18</b>	<b>19</b>	<b>18</b>	<b>12</b>	<b>10</b>	<b>58</b>	<b>658</b>

##### Breakdown of GER placings:

GDR	2	2	1	2	1	-	2	1	5	55
GER	1	2	2	1	-	1	-	-	5	42
FRG	-	-	1	-	-	-	1	-	1	8
<b>Totals</b>	<b>3</b>	<b>4</b>	<b>4</b>	<b>3</b>	<b>1</b>	<b>1</b>	<b>3</b>	<b>1</b>	<b>11</b>	<b>105</b>

##### Breakdown of URS/EUN placings:

RUS	2	2	1	2	2	-	1	5	61
UKR	-	-	-	1	-	-	1	0	7
<b>Totals</b>	<b>2</b>	<b>2</b>	<b>1</b>	<b>3</b>	<b>2</b>	<b>2</b>	<b>1</b>	<b>5</b>	<b>68</b>

## 400 Metres Hurdles

1928-1980: Not held

### Los Angeles, 8 Aug 1984

1,	(3)	Nawal El Moutawakel	MAR	54.61OR
2,	(8)	Judi Brown	USA	55.20
3,	(2)	Cristina Cojocar	ROU	55.41
4,	(5)	P. T. Usha	IND	55.42
5,	(1)	Ann-Louise Skoglund	SWE	55.43
6,	(6)	Debbie Flintoff	AUS	56.21
7,	(7)	Tuija Helander	FIN	56.55
8,	(4)	Sandra Farmer	JAM	57.15

(Competitors: 26; Countries: 20; Finalists: 8)

Brown set the inaugural Olympic record with 55.97 in the first heat. European Champion Skoglund was the fastest in round 1 with 55.75, and the semi-finals with 55.17. El Moutawakel went to the front from the gun and was never threatened, winning by 5m from Brown, who went from sixth at 300m to the silver medal. Cojocar closed quickly to edge Usha and Skoglund for the bronze medal. El Moutawakel became the first African woman ever to win a gold medal, but later received much criticism from Islamic fundamentalists in her home country where competing in athletics was seen as unfeminine behaviour. The boycott prevented the top USSR runners from competing; the top five in the world in 1984 were all Soviets.

### Seoul, 28 Sep 1988

1,	(5)	Debbie Flintoff-King	AUS	53.17OR
2,	(3)	Tatyana Ledovskaya	BLR	53.18
3,	(6)	Ellen Fiedler	GDR	53.63
4,	(7)	Sabine Busch	GDR	53.69
5,	(2)	Sally Gunnell	GBR	54.03
6,	(8)	Gudrun Abt	FRG	54.04
7,	(1)	Tatyana Kurochkina	BLR	54.39
8,	(4)	LaTanya Sheffield	USA	55.32

(Competitors: 35; Countries: 25; Finalists: 8)

Time at:	Hurdle 3	Hurdle 5	Hurdle 8
Flintoff-King	14.93	23.71	37.68
Ledovskaya	14.49	23.06	37.27
Fiedler	14.49	23.22	37.25
Busch	14.86	23.62	37.56
Gunnell	15.09	23.94	38.07
Abt	14.98	23.82	37.95
Kurochkina	14.73	23.46	37.59
Sheffield	14.73	23.74	38.31

Fiedler was the fastest in the heats, setting an Olympic record of 54.58, but Flintoff-King improved that mark to 54.00 in the semis, edging Ledovskaya by 0.01. Anita Protti (SUI) missed the final, despite beating the old Olympic record with 54.52.

Ledovskaya and Fiedler started the final quickly, and were 2m clear of the field by 100m. Fiedler lost ground over the fourth hurdle, and the Belarussian was a metre clear by halfway, with Flintoff-King fourth some 5m back. From the fifth hurdle the Australian began to gain, but was still more than 2m behind Ledovskaya at the final hurdle. Flintoff-King passed Fiedler with 30m to go, and leaning sharply at the line she caught the upright Ledovskaya in the last stride. As in the semi-final the margin was just 0.01 seconds, with the two protagonists running the second and third fastest times ever.

### Barcelona, 5 Aug 1992

1,	(3)	Sally Gunnell	GBR	53.23
2,	(4)	Sandra Farmer-Patrick	USA	53.69
3,	(1)	Janeene Vickers	USA	54.31



4,	(8)	Tatyana Ledovskaya	BLR EUN	54.31
5,	(5)	Vera Ordina	RUS EUN	54.83
6,	(6)	Margarita Ponomaryova	RUS EUN	54.83
7,	(7)	Deon Hemmings	JAM	55.58
	(2)	Myrtle Bothma	RSA	DNF

(Competitors: 27; Countries: 18; Finalists: 8)

Gunnell, with 54.98, was the only runner to dip below 55 in the first round, and she was quickest in the semi-finals with 53.78. The other semi was won by Farmer-Patrick in 53.90 from Ponomaryova (53.98). Farmer-Patrick went to the front in the final, and led from Gunnell (25.6) by just over a metre at halfway in 25.4. Farmer-Patrick was still ahead coming into the straight, but was caught by Gunnell at the ninth hurdle. The American jumped over the hurdle, while Gunnell, the best technician in the event, ran over the barrier, and went away to win by 3m. Vickers just held off Ledovskaya's closing charge to win the bronze medal.

### Atlanta, 31 Jul 1996

1,	(5)	Deon Hemmings	JAM	52.82OR
2,	(6)	Kim Batten	USA	53.08
3,	(4)	Tonja Buford-Bailey	USA	53.22
4,	(2)	Debbie Parris	JAM	53.97
5,	(1)	Heike Meissner	GER	54.03
6,	(7)	Rosey Edeh	CAN	54.39
7,	(8)	Ionela Tîrlea	ROU	54.40
8,	(3)	Silvia Rieger	GER	54.57

(Competitors: 29; Countries: 21; Finalists: 8)

Four runners clocked times quicker than 55 seconds yet failed to make the final, the fastest and most surprising of whom was Sandra Farmer-Patrick. The American ran 54.72 but was hindered by hamstring problems, while defending champion Gunnell failed to finish in the same race. Farmer-Patrick was later disqualified after it was revealed she had failed a drugs test at the 1996 US Olympic Trials. Hemmings was fastest in both preliminary rounds with 54.70 followed by a lifetime best Olympic record of 52.99, but World Champion and record holder Batten remained the favourite.

Tîrlea started fastest in the final, reaching the first hurdle in 6.25 seconds, 0.07 ahead of Hemmings, but the Jamaican was ahead by the second hurdle. Buford-Bailey, in the lane inside Hemmings, quickly closed her down, then stayed ahead until the eighth hurdle. At that point the two were together, with Batten 2m behind, and Parris and Meissner a further 6m back. Hemmings' lead at the last hurdle was 0.07 over Batten, but she easily beat her on the run-in to clock 52.82 – another Olympic record, and fifth-fastest ever.

### Sydney, 27 Sep 2000

1,	(3)	Irina Privalova	RUS	53.02
2,	(6)	Deon Hemmings	JAM	53.45
3,	(4)	Nezha Bidouane	MAR	53.57
4,	(5)	Daimí Pernía	CUB	53.68
5,	(7)	Tatyana Tereshchuk	UKR	53.98
6,	(8)	Ionela Tîrlea	ROU	54.35
7,	(2)	Gudrun Arnardottir	ISL	54.63
8,	(1)	Natasha Danvers	GBR	55.00

(Competitors: 33; Countries: 26; Finalists: 8)

All heats were won in times outside 55 seconds, the real running began in the semi-finals. Reigning champion Hemmings won the first race in a season's best of 54.00, while the second race saw Irina Privalova edge Bidouane 54.02 to 54.19. Ninth fastest, and out of the final, was Sandra Glover, who had won the US Trials in the fastest time of the year (53.33).

Hemmings and Privalova headed the field early on. Privalova attacked off the eighth hurdle, and went clear to win by 4 metres from Hemmings with Bidouane and Pernía closing up in the last 50m. Privalova had earlier won two Olympic medals as a sprinter, but changed direction after Achilles injuries. Apparently, she had a tendon transplant, and only began 400 hurdles running in July, with a 54.49 in her initial race.

### Athens, 25 Aug 2004

1,	(4)	Fani Halkía	GRE	52.82
2,	(3)	Ionela Tîrlea	ROU	53.38
3,	(1)	Tatyana Tereshchuk	UKR	53.44
4,	(8)	Sheena Johnson	USA	53.83
5,	(5)	Jana Pittman	AUS	53.92
6,	(7)	Yekaterina Bikert	RUS	54.18
7,	(2)	Brenda Taylor	USA	54.97
8,	(6)	Yuliya Pechonkina	RUS	55.79

(Competitors: 33; Countries: 27; Finalists: 8)

Johnson, US trials winner, World Champion Pittman and world record holder Pechonkina were the favourites. Pechonkina opened proceedings with the fastest-ever first round heat of 53.57, but Halkía was almost as impressive, cutting her Greek record from 53.99 to 53.85. Pechonkina improved to 53.31 ahead of Pittman (54.05) in the first semi-final, but was upstaged by Halkía, who improved to number five all-time with her 52.77, followed home by Tîrlea (53.32) and Tereshchuk with a national record 53.37.

In the final Pechonkina began quickly, and led at halfway from Pittman and Halkía. The three were level at the seventh hurdle, when Halkía's 49.75 relay speed began to tell. Pechonkina hit the eighth and slipped back, and Tîrlea and Tereshchuk closed in on Pittman. Halkía stormed away from the others to win by four metres and became an instant national hero. It was only her second season of 400m hurdles. At her sixth attempt in a global final, Tîrlea won a medal, ahead of Tereshchuk (her first medal in five global finals), while Pittman placed a creditable fifth, having missed some of the season because of knee surgery.

### Beijing, 19 Aug 2008

1,	(6)	Melaine Walker	JAM	52.64OR
2,	(5)	Sheena Johnson/Tosta	USA	53.70
3,	(7)	Natasha/Tasha Danvers	GBR	53.84
4,	(4)	Anastasiya Rabenchuk	UKR	53.96
5,	(9)	Anna Jesień	POL	54.29
6,	(2)	Yekaterina Bikert	RUS	54.96
7,	(3)	Zuzana Hejnová	CZE	54.97
8,	(8)	Tiffany Ross-Williams	USA	57.55

(Competitors: 27; Countries: 21; Finalists: 8)

Walker, the favourite, was the only athlete to duck under 55 seconds in the first round, clocking 54.46. Walker won her semi-final in 54.20, after Tosta had beaten Danvers 54.07 to 54.31 in the first heat.

Tosta was the early leader in the final, with Walker and Ross-Williams the closest chasers. At the fifth hurdle Tosta was a metre ahead of Walker, with Ross-Williams beginning to flag. Walker eventually caught Tosta at the eighth hurdle, by which time Danvers was a clear third some three metres back. Walker smoothly flowed away from Tosta, and won by more than eight metres, with Tosta holding off Danvers for second by a metre. Rabenchuk closed quickly, but left herself too much to do to have a chance of a medal. Walker's run broke Deon Hemmings' national record from her Olympic win 12 years earlier and placed her fourth on the all-time list.

## London, 8 Aug 2012

1, (5)	Natalya Antyukh	RUS	52.70
2, (7)	Lashinda Demus	USA	52.77
3, (4)	Zuzana Hejnová	CZE	53.38
4, (9)	Kaliese Spencer	JAM	53.66
5, (8)	Georganne Moline	USA	53.92
6, (2)	T'erea Brown	USA	55.07
7, (3)	Denisa Roslová	CZE	55.27
8, (6)	Joke Odumosu	NGR	55.31

(Competitors: 43; Countries: 34; Finalists: 8)

Antyukh, the 400m flat bronze medallist from 2004, had returned to an event she had contested as a teenager. The two fastest qualifiers in the heats were her (53.90) and Hejnová (53.96), and curiously they were drawn in the same semi-final. Again they were the quickest, with Antyukh running 53.33, the fastest time in the world in 2012, chased home by Hejnová's 53.62. Demus (54.08) and Odumosu (54.40) won the other semi-finals, while defending champion Melaine Walker (JAM) and Britain's hope Perri Shakes-Drayton both failed to beat 55 seconds and were eliminated.

Demus started fastest in the final, but was caught by Antyukh at the fourth hurdle. The Russian forged into a 1½ metre lead by the ninth barrier. Approaching the final hurdle, Antyukh stutter-stepped. A resurgent Demus was already gaining on the Russian, then almost caught her on the run-in.

Antyukh moved to sixth on the world all-time list with her 52.70, while Demus ran the fastest losing time in Olympic history with her 52.77. Behind them Hejnová overtook Spencer on the run-in to take the bronze.

## WOMEN'S 400 METRES HURDLES

## The Best on Points

17	Deon Hemmings	JAM	1992-7, 1996-1, 2000-2
12	Tatyana Ledovskaya	URS/EUN (BLR)	1988-2, 1992-4
	Sally Gunnell	GBR	1988-5, 1992-1
	Ionela Tirlea	ROU	1996-7, 2000-6, 2004-2
	Sheena Johnson/Tosta	USA	2004-4, 2008-2

## Most Finals

3	Hemmings		
	Tirlea		
2	Debbie Flintoff-King	AUS	1984-6, 1988-1
	Sandra Farmer-Patrick	JAM/USA	1984-8, 1992-2
	Ledovskaya		
	Gunnell		
	Tatyana Tereshchuk-Antipova	UKR	2000-5, 2004-3
	Natsaha/Tasha Danvers	GBR	2000-8, 2008-3
	Johhnson/Tosta		
	Yekaterina Bikert	RUS	2004-6, 2008-6
	Zuzana Hejnová	CZE	2008-7, 2012-3

## Most Appearances

4	Anna Jesień	POL	2000-4h3, 2004-4h3, 2008-5, 2012-7s2
3	11 women		

## Placing Table

	G	S	B	4	5	6	7	8	M	Points
USA	-	5	2	1	1	1	1	2	7	63
JAM	2	1	-	2	-	-	1	1	3	36
RUS	2	-	-	-	-	2	-	1	2	23
URS/EUN	-	1	-	1	1	1	1	-	1	21
GBR	1	-	1	-	1	-	-	1	2	19
GER	-	-	1	1	1	1	-	1	1	19
ROU	-	1	1	-	-	1	1	-	2	18
AUS	1	-	-	-	1	1	-	-	1	15
UKR	-	-	1	1	1	-	-	-	1	15
MAR	1	-	1	-	-	-	-	-	2	14
CZE	-	-	1	-	-	-	2	-	1	10
GRE	1	-	-	-	-	-	-	-	1	8
CUB	-	-	-	1	-	-	-	-	0	5
IND	-	-	-	1	-	-	-	-	0	5
POL	-	-	-	-	1	-	-	-	0	4
SWE	-	-	-	-	1	-	-	-	0	4

## Women's 400 Metres Hurdles, continued

## Placing Table

	G	S	B	4	5	6	7	8	M	Points
CAN	-	-	-	-	-	1	-	-	0	3
FIN	-	-	-	-	-	-	1	-	0	2
ISL	-	-	-	-	-	-	1	-	0	2
NGR	-	-	-	-	-	-	-	1	0	1
<b>Totals</b>	<b>8</b>	<b>8</b>	<b>8</b>	<b>8</b>	<b>8</b>	<b>8</b>	<b>8</b>	<b>7</b>	<b>24</b>	<b>287</b>

## Breakdown of URS/EUN placings:

BLR	-	1	-	1	-	-	1	-	1	14
RUS	-	-	-	-	1	1	-	-	0	7
<b>Totals</b>	<b>-</b>	<b>1</b>	<b>-</b>	<b>1</b>	<b>1</b>	<b>1</b>	<b>1</b>	<b>-</b>	<b>1</b>	<b>21</b>

## Breakdown of GER placings:

GDR	-	-	1	1	-	-	-	-	1	11
GER	-	-	-	-	1	-	-	1	0	5
FRG	-	-	-	-	-	1	-	-	0	3
<b>Totals</b>	<b>-</b>	<b>-</b>	<b>1</b>	<b>1</b>	<b>1</b>	<b>1</b>	<b>-</b>	<b>1</b>	<b>1</b>	<b>19</b>

## High Jump

## Amsterdam, 5 Aug 1928

1,	Ethel Catherwood	CAN	1.595OR
2,	Carolina Gisolf	NED	1.56
3,	Mildred Wiley	USA	1.56
4,	Jean Shiley	USA	1.51
5,	Marjorie Clark	RSA	1.48
6,	Helma Notte	GER	1.48
7,	Inge Braumüller	GER	1.48
8,	Catherine Maguire	USA	1.48

(Competitors: 20; Countries: 9)

Series	1.45	1.48	1.51	1.54	1.56	1.58	1.59
Catherwood	o	o	o	o	o	o	xxo
Gisolf	o	o	o	xo	xo	xxx	xxx
Wiley	o	o	o	xo	xo	xxx	

Catherwood, a tall and slim (1.78/58kg) woman who had topped the 1926 world list as a 16 year-old (1.58), was the favourite to win, having set an unratified world record of 1.60 at the beginning of July in the Canadian Championships. She was by no means a certainty, as Gisolf set an accepted record of 1.585 that same weekend, and Clark had jumped 1.60 in an exhibition six weeks before the Amsterdam event.

The final took place on the last day of competition, a cold and gloomy day, and Catherwood, the sole Canadian was taken under the wing of the Belgian competitors who let her use a large blanket to keep warm in between jumps. A Toronto journalist eulogised as follows: "The fans fell for her. A flower-like face of rare beauty. Simply clad in pure white, she looked like a tall, strange lily – and was immediately christened by the crowd 'the Saskatoon Lily'." With Clark eliminated at 1.51, the field had dwindled to three by the time 1.60 was reached, though the height was remeasured at 1.595. Only Catherwood could scissor over, leaving Gisolf to outjump Wiley for silver in a jump-off.

## Los Angeles, 7 Aug 1932

1, (4)	Jean Shiley	USA	1.65WR
2, (7)	Mildred "Babe" Didriksen	USA	1.65WR
3, (9)	Eva Dawes	CAN	1.60
4, (2)	Carolina Gisolf	NED	1.58
5, (6)	Marjorie Clark	RSA	1.58
6, (1)	Annette Rogers	USA	1.58
7, (8)	Helma Notte	GER	1.55
8, (10)	Yuriko Hirohashi	JPN	1.50

(Competitors: 10; Countries: 6)

Series	1.55	1.58	1.60	1.62	1.65	1.67
Shiley	o	o	o	o	o	xxxo
Didriksen	o	o	o	o	o	xxxx
Dawes	o	o	xo	xxx		
Gisolf	xxo	o	xxx			
Clark	xxo	xxo	xxx			
Rogers	o	xxo	xxx			
Notte	o	xxx				

Leading contenders were world record holder Gisolf (1.62), together with Didriksen and Shiley who had jumped 1.60 in the US Trials. Shiley and Didriksen left the opposition at 1.62 and both cleared a world record 1.65 at the first attempt, Shiley with her scissors style, and Didriksen with the western roll. At 1.67 both failed, though Didriksen cleared the bar but clipped the upright. Shiley then cleared 1.67 in the jump-off and was matched by Didriksen. At this juncture the officials decided that Didriksen was jumping head-first over the bar, which was then illegal, and her 1.67 clearance was ruled a miss. Didriksen later claimed that she had not varied her style all day.

### Berlin, 7 Aug 1936

1, (17)	Ibolya Csák	HUN	1.60
2, (9)	Dorothy Odam	GBR	1.60
3, (8)	Elfriede Kaun	GER	1.60
4, (13)	Marguerite Nicolas	FRA	1.58
=5, (7)	Doris Carter	AUS	1.55
(14)	Annette Rogers	USA	1.55
(15)	Fanny Koen	NED	1.55
=8, (7)	Margaret Bell	CAN	1.50
(6)	Wanda Nowak	AUT	1.50
(4)	Nellie Carrington	GBR	1.50
(18)	Alice Arden	USA	1.50
(11)	Kathlyn Kelly	USA	1.50

(Competitors: 17; Countries: 12)

Series	1.40	1.50	1.55	1.58	1.60	1.62	Jump-off	
							1.62	1.60
Csák	o	o	o	o	xo	xxx	o	
Odam	o	o	o	o	o	xxx	x	o
Kaun	o	o	o	xxo	xxo	xxx	x	x
Nicolas	o	o	xxo	xxo	xxx			
Carter	o	xo	xxo	xxx				
Rogers	o	o	o	xxx				
Koen	o	o	o	xxx				
Bell	o	xo	xxx					
Nowak	o	xo	xxx					
Carrington	o	xxo	xxx					
Arden	o	o	xxx					
Kelly	o	o	xxx					
Ratjen	o	o	xo	o	xxx			

Odam (1.65), Csák (1.61), Carter (1.609) and Koen (1.605) were the leading jumpers prior to the Games, but neither Koen nor Carter could clear 1.58, leaving the favourites plus two Germans to fight out for the medals. Ratjen, who was later found to be a man, failed at 1.60. At that height Odam cleared first time, while Csák cleared on her second jump and Kaun on her final attempt. Under rules in force from 1948 onwards Odam would have won, but under the prevailing regulations a jump-off was required. Csák cleared 1.62 to win, and Odam then cleared 1.60 to edge Kaun for the silver medal.

Originally part of a six-way tie for eighth place on 1.58, Dora Ratjen (GER) was disqualified after it was discovered she was male.

### London, 7 Aug 1948

1, (4)	Alice Coachman	USA	1.68OR
2, (19)	Dorothy Odam/Tyler	GBR	1.68OR
3, (12)	Micheline Ostermeyer	FRA	1.61
=4, (1)	Vinton Beckett	JAM	1.58
(7)	Doreen Dredge	CAN	1.58
6, (6)	Bertha Crowther	GBR	1.58
7, (18)	Ilse Steinegger	AUT	1.55
8, (8)	Dora Gardner	GBR	1.55

(Competitors: 19; Countries: 10)

Series	1.61	1.64	1.66	1.68	1.70
Coachman	xo	xo	xo	o	xxx
Odam/Tyler	o	xxo	o	xo	xxx

Blankers-Koen was the world record holder, but her coach/husband advised her against competing in the high jump, particularly as it clashed with the relay. As she had not jumped higher than 1.65 in the previous four years it was probably a wise move. Coachman topped the world list with 1.644, while the next highest jumpers (Aleksandra Chudina and Galina Ganeker) were ineligible as the USSR was not a member of the IOC. Coachman was led at 1.61 by the veteran Tyler, but took the lead with a second time clearance at 1.64. The lead changed hands twice more, as Tyler cleared 1.66 first time, while Coachman western rolled over 1.68 at her first attempt to win the first ever gold medal by a black American woman. Ostermeyer had already won the shot and discus before taking bronze in the high jump.

### Helsinki, 27 Jul 1952

1, (11)	Esther Brand	RSA	1.67
2, (5)	Sheila Lerwill	GBR	1.65
3, (14)	Aleksandra Chudina	RUS	1.63
4, (2)	Thelma Hopkins	GBR	1.58
5, (7)	Olga Modrachová	CZE	1.58
6, (13)	Theodora Solms/Schenk	AUT	1.58
=7,(15)	Nina Kosova	RUS	1.58
(1)	Dorothy Tyler	GBR	1.58

(Competitors: 17; Countries: 10)

Series	1.55	1.58	1.61	1.63	1.65	1.67	1.69
Brand	o	o	o	xo	xo	xxo	xxx
Lerwill	o	o	o	xxo	xxo	xxx	
Chudina	o	o	xo	o	xxx		
Hopkins	o	o	xxx				
Modrachová	o	o	xxx				
Solms/Schenk	xo	xo	xxx				
Kosova	o	xxo	xxx				
Tyler	o	xxo	xxx				

European Champion Lerwill and veteran Tyler were considered the best in the field. By 1.63 Tyler, the silver medallist from Berlin and London had gone, and only Lerwill and scissors jumpers Chudina and Brand remained. Chudina, the 1.88m tall Russian, cleared 1.63 first time to lead from Brand and Lerwill. At 1.65 the position changed, as Chudina failed and Brand took the lead with a second-time clearance. Brand – who had topped the world list in 1941 with 1.66 when aged 16 under her maiden name of van Heerden – then went over 1.67 at her last attempt without touching the bar to make sure of gold. Lerwill failed, and South Africa had its only woman's gold medal in Olympic athletics history.

### Melbourne, 1 Dec 1956

1, (1)	Mildred McDaniel	USA	1.76WR
=2, (15)	Mariya Pisareva	RUS	1.67
(10)	Thelma Hopkins	GBR	1.67
4, (13)	Gunhild Larking	SWE	1.67
5, (4)	Iolanda Balaş	ROU	1.67
6, (12)	Michele Mason	AUS	1.67
7, (5)	Mary Donaghy	NZL	1.67
=8, (9)	Hermine Geyser	RSA	1.64
(2)	Jiřina Vobořilová	CZE	1.64

(Competitors: 19; Countries: 12; Finalists: 17)

Series	1.55	1.60	1.64	1.67	1.70	1.76	1.80
McDaniel	o	xo	o	o	xo	xo	xxx
Pisareva	o	o	o	o	xxx		
Hopkins	o	o	o	o	xxx		
Larking	o	xxo	xo	o	xxx		
Balaş	o	o	o	xo	xxx		
Mason	o	o	o	xxo	xxx		
Donaghy	o	o	xo	xxo	xxx		
Geyser	o	o	o	xxx			
Vobořilová	o	o	o	xxx			

Hopkins and the 19 year-old Balaş had both set world records during the year and were favoured to battle for the gold medal, as they had for the European title two years earlier where Hopkins won. Balaş was the first of the favourites to have a failure, as she missed once at 1.67. In all seven athletes attempted to beat Coachman's Olympic record, but only one athlete succeeded. McDaniel, whose best was 1.69, set a US record, and thus became the first straddler to win the women's title. She then went straight to 1.76 and cleared the world record height on her second attempt, before having three misses at 1.80. Allegedly, she had cleared six feet (1.83) in practice during the summer, and looked capable of such heights in Melbourne.

### Rome, 8 Sep 1960

1, (1)	Iolanda Balaş	ROU	1.85OR
=2,(13)	Jaroslawa Józwiakowska	POL	1.71
(14)	Dorothy Shirley	GBR	1.71
4, (8)	Galina Dolya	RUS	URS 1.71
5, (5)	Taisiya Chenchik	RUS	URS 1.68
=6,(15)	Helen Frith	AUS	1.65
(7)	Inga-Britt Lorentzon	SWE	1.65
(3)	Frances Slaap	GBR	1.65

(Competitors: 23; Countries: 16; Finalists: 15)

Series	1.68	1.71	1.73	1.75	1.77	1.81	1.85	1.87
Balaş	o	o	o	-	o	xo	xxo	xx
Józwiakowska	o	o	xxx					
Shirley	o	o	xxx					
Dolya	o	xxo	xxx					
Chenchik	o	xxx						
Frith	xxx							
Lorentzon	xxx							
Slaap	xxx							

After losing in Melbourne, Balaş went on to win 140 consecutive competitions; Finally losing in June 1967. She was the most dominant single event athlete in history, and duly controlled the Rome competition, scissoring over 1.73 to win the competition ahead of Józwiakowska and Shirley, who tied for second ahead of Dolya. The Romanian went on to clear 1.77, and then improved the Olympic record with 1.81 and 1.85 before missing twice at a new world record of 1.87.

### Tokyo, 15 Oct 1964

1, (11)	Iolanda Balaş	ROU	1.90OR
2, (2)	Michele Mason/Brown	AUS	1.80
3, (8)	Taisiya Chenchik	RUS	URS 1.78
4, (4)	Aida dos Santos	BRA	1.74
5, (7)	Dianne Gerace	CAN	1.71
6, (10)	Frances Slaap	GBR	1.71
7, (9)	Olga Pulić	SRB	YUG 1.71
8, (1)	Eleanor Montgomery	USA	1.71

(Competitors: 26; Countries: 18; Finalists: 15)

Series	1.74	1.76	1.78	1.80	1.82	1.86	1.90	1.92
Balaş	-	o	o	o	o	o	o	xxx
Mason/Brown	-	o	xo	xo	xxx			
Chenchik	o	xxo	o	xxx				
dos Santos	o	xxx						
Gerace	xxx							
Slaap	xxx							
Pluic	xxx							
Montgomery	xxx							

By the end of 1963 no jumper other than Balaş had reached 1.80, and she owned all 72 competitive marks at that height or better, as well as the only jump above 1.90 (1.91 in 1961). Balaş won the gold medal after taking five jumps in the final, starting at 1.65, and then jumping 1.71 before progressing to medal-winning heights. Brown was behind Chenchik until clearing 1.80 for silver. The Australian would confirm her status as second best by clearing the six-foot barrier two weeks later. Balaş meanwhile won the gold with 1.82 (and then beat her

Olympic record with first time clearances at 1.86 and 1.90 before missing three times at 1.92). Balaş was again the best in 1965 but then suffered leg injuries and retired in 1967. She married her coach Ion Soter, and later became president of the Romanian athletics federation.

### Mexico City, 17 Oct 1968

1, (10)	Milena Rezková	CZE	TCH 1.82
2, (9)	Antonina Okorokova	RUS	URS 1.80
3, (12)	Valentina Kozyr	UKR	URS 1.80
4, (7)	Jaroslava Valentová	CZE	TCH 1.78
5, (4)	Rita Schmidt	GDR	1.78
6, (5)	Mária Faithová	SVK	TCH 1.78
7, (8)	Karin Schulze	GDR	1.76
8, (11)	Ilona Gusenbauer	AUT	1.76

(Competitors: 24; Countries: 14; Finalists: 14)

Series	1.71	1.74	1.76	1.78	1.80	1.82	1.84
Rezková	xo	xo	xo	o	o	xxo	xxx
Okorokova	-	o	-	xo	o	xxx	
Kozyr	o	o	o	xo	xxo	xxx	
Valentová	o	-	xo	o	xxx		
Schmidt	o	xxo	o	xo	xxx		
Faithová	o	xo	o	xxo	xxx		
Schulze	xo	o	o	xxx			
Gusenbauer	xo	o	xo	xxx			

All 14 qualifiers cleared 1.74 to make the final – a height reached by only four in Tokyo – and eight of these cleared 1.76 in the final. After 1.78, Valentová led from her 18 year-old teammate Rezková, but only the Czech and Okorokova could clear 1.80 first time. Kozyr was the only jumper to join them, as Schmidt, the pre-Olympic favourite fell by the wayside, finishing fifth.

At 1.82 all failed twice, and then the short (1.69) Rezková cleared to rapturous applause. The enthusiastic and attractive Czech woman was one of the most popular winners in Mexico City.

### Munich, 4 Sep 1972

1, (10)	Ulrike Meyfarth	FRG	1.92=WR
2, (5)	Yordanka Blagoeva	BUL	1.88
3, (21)	Ilona Gusenbauer	AUT	1.88
4, (23)	Barbara Inkpen	GBR	1.85
5, (15)	Rita Schmidt	GDR	1.85
6, (14)	Sara Simeoni	ITA	1.85
7, (13)	Rosemarie Witschas	GDR	1.85
8, (6)	Debbie Brill	CAN	1.82

(Competitors: 40; Countries: 22; Finalists: 23)

Series	1.76	1.79	1.82	1.85	1.88	1.90	1.92
Meyfarth	o	o	o	o	o	xo	o
Blagoeva	o	o	o	o	o	xxx	
Gusenbauer	xo	o	o	xxo	xo	xxx	
Inkpen	o	o	o	o	xxx		
Schmidt	o	o	o	xo	xxx		
Simeoni	o	o	xo	xo	xxx		
Witschas	o	o	o	xxo	xxx		
Brill	o	o	o	xxx			

On the day before the Arab terrorists turned the 1972 Olympics into a nightmare, the women's high jump was like a perfect dream for the host nation. The event had seemed impossible to predict, and was not made easier by 23 athletes qualifying for the final. Fifteen cleared 1.82; seven of these made 1.85, and 1.88 was needed to sort out the medalists. Blagoeva, who would set a world record of 1.94 three weeks later, was first over, swiftly followed by Meyfarth. Gusenbauer, the world record holder, missed first time, but then straddled over. The closest failure by the 1.85 jumpers came from Schmidt.

At 1.90, the 1.86 tall Meyfarth sailed over with her version of the "Fosbury flop". Blagoeva then missed her last attempt at 1.90, but the bar fell only after she was out of the pit. The judges correctly ruled the

jump a miss as she had hit the bar, but the crowd erupted in disapproval. Meyfarth then went over 1.92 to the rapturous joy of the crowd, and equalled the world record. Meyfarth (16 years 123 days) became the youngest ever winner of any individual Olympic medal in athletics.

### Montreal, 28 Jul 1976

1, (10)	Rosemarie Witschas/Ackermann	GDR	1.93OR
2, (4)	Sara Simeoni	ITA	1.91
3, (12)	Yordanka Blagoeva	BUL	1.91
4, (9)	Mária Mračnová	TCH	1.89
5, (3)	Joni Huntley	USA	1.89
6, (1)	Tatyana Shlyakhto	BLR URS	1.87
7, (8)	Annette Tännander	SWE	1.87
8, (6)	Cornelia Popa	ROU	1.87

(Competitors: 35; Countries: 23; Finalists: 21)

Series	1.81	1.84	1.87	1.89	1.91	1.93	1.97
Ackermann	o	o	o	xo	o	xo	xxx
Simeoni	o	o	o	o	o	xxx	
Blagoeva	o	o	o	o	xo	xxx	
Mračnová	o	o	o	o	xxx		
Huntley	xxo	o	o	xo	xxx		
Shlyakhto	o	o	o	xxx			
Tännander	o	o	xo	xxx			
Popa	o	o	xxo	xxx			

Ackermann had five of the six competitions at 1.92 or better for the season leading into Montreal. The surprise came in the qualifying round when defending champion Meyfarth could only clear 1.78, missing the 1.80 required, while Canada's Debbie Brill was unable to clear any height.

Ackermann, Simeoni, Blagoeva, Mračnová and Shlyakhto were perfect to 1.89 in the final, when Ackermann missed once, and the Belarusian failed. At 1.91 Simeoni flopped over, with Ackermann straddling clear, both first time, and only tough competitor Blagoeva could follow them with her second attempt. After all missed once at 1.93, Ackermann made the winning jump, demonstrating her impeccable technique. She then had one close miss at a world record 1.97.

### Moscow, 26 Jul 1980

1, (5)	Sara Simeoni	ITA	1.97OR
2, (11)	Urszula Kielan	POL	1.94
3, (4)	Jutta Kirst	GDR	1.94
4, (6)	Rosemarie Ackermann	GDR	1.91
5, (12)	Marina Sysoyeva	KGZ URS	1.91
=6, (3)	Christine Stanton	AUS	1.91
(7)	Andrea Reichstein	GDR	1.91
8, (2)	Cornelia Popa	ROU	1.88

(Competitors: 20; Countries: 13; Finalists: 12)

Series	1.80	1.85	1.88	1.91	1.94	1.97	2.02
Simeoni	o	o	-	o	o	xo	xxx
Kielan	o	o	o	o	o	xxx	
Kirst	o	xo	o	xxo	xo	xxx	
Ackermann	o	o	o	o	xxx		
Sysoyeva	o	o	o	xo	xxx		
Stanton	o	o	o	xo	xxx		
Reichstein	o	o	o	xo	xxx		
Popa	o	o	o	xxx			

Ackermann had become the first woman to jump 2.00 in 1977, but was superseded the following year by the elegant Simeoni, who twice cleared 2.01 and beat the German in the European Championships. Neither was in quite that form in 1980, but the Italian was favoured to win. The qualifying saw the end of Blagoeva, whose Olympic career finished with a clearance of only 1.80.

In the final, there were seven jumpers left at the Olympic record

height of 1.94, with Simeoni, Kielan and Ackermann faultless till then. Ackermann, who was jumping with an injured knee, failed at 1.94 to place fourth. Simeoni and Kielan had cleared first time, while Kirst cleared on her second attempt to ensure that all three medallists would be "flopers". At 1.97, all three failed first time, and Simeoni then floated over cleanly on her second jump to win the gold medal, before three optimistic but not close jumps at 2.02.

### Los Angeles, 10 Aug 1984

1, (9)	Ulrike Meyfarth	FRG	2.02OR
2, (2)	Sara Simeoni	ITA	2.00
3, (10)	Joni Huntley	USA	1.97
4, (12)	Maryse Ewanjé-Épée	FRA	1.94
5, (4)	Debbie Brill	CAN	1.94
6, (1)	Vanessa Browne	AUS	1.94
7, (7)	Zheng Dazhen	CHN	1.91
8, (13)	Louise Ritter	USA	1.91

(Competitors: 29; Countries: 18; Finalists: 15)

Series	1.88	1.91	1.94	1.97	2.00	2.02	2.07
Meyfarth	o	o	o	xo	o	o	xxx
Simeoni	-	o	o	xo	o	xxx	
Huntley	o	o	xo	xo	xxx		
Ewanje-Épée	o	o	o	xxx			
Brill	o	xxo	o	xxx			
Browne	xo	o	xo	xxx			
Zheng	o	o	xxx				
Ritter	xo	o	xxx				

The 15 finalists made 1.90 to qualify, and eight went one centimetre higher in the final. Ackermann's Olympic record of 1.97 was tied by three jumpers; Huntley plus previous Olympic winners Simeoni and Meyfarth. At 2.00 Simeoni flew clear first time to win her third medal, followed by Meyfarth with a jump good enough to clear 2.05. She then cleared 2.02 to become the first athlete to regain an Olympic title after 12 years, and become the oldest (as well as youngest) Olympic high jump winner. Missing from the LA competition were world record setters Tamara Bykova (2.05) and Ludmila Andonova (2.07).

### Seoul, 30 Sep 1988

1, (4)	Louise Ritter	USA	2.03OR
2, (3)	Stefka Kostadinova	BUL	2.01
3, (9)	Tamara Bykova	RUS URS	1.99
4, (6)	Olga Turchak	UKR URS	1.96
=5, (1)	Alina Astafei	ROU	1.93
(11)	Ludmila Andonova	BUL	1.93
7, (7)	Christine Stanton	AUS	1.93
=8,(10)	Diana Davies	GBR	1.90
(12)	Kim Hee-sun	KOR	1.90

(Competitors: 24; Countries: 15; Finalists: 12)

Series	1.85	1.90	1.93	1.96	1.99	2.01	2.03
Ritter	o	o	o	o	o	o	xxxx
Kostadinova	o	o	o	o	o	o	xxxx
Bykova	o	o	o	xo	xxo	xxx	
Turchak	o	xo	o	o	xxx		
Astafei	o	o	o	xxx			
Andonova	o	o	o	xxx			
Stanton	o	o	xo	xxx			
Davies	o	o	xxx				
Kim	o	o	xxx				

Of the 29 competitions at 2.04 or better prior to Seoul, Kostadinova owned 25; she was a prohibitive favourite, and looked the best jumper at all heights up to 2.03. All finalists had cleared 1.92 to qualify, but just seven made 1.93 in the final and three of these would miss at 1.96. Kostadinova cleared 1.99 and 2.01 cleanly, heights which Ritter also made, though hitting the bar each time. Bykova beat Turchak for bronze by getting over 1.99 though clipping the bar with her heels. The

1983 World Champion failed at 2.01, and just two were left. Both missed at 2.03, though the Bulgarian was closer. With no misses a jump-off was required. Kostadinova missed, and Ritter again hit the bar, but it stayed on to give the American a shock win. Less importantly, it equalled her North American record.

### Barcelona, 8 Aug 1992

1, (11) Heike Henkel	GER	2.02
2, (16) Alina Astafei	ROU	2.00
3, (15) Ioamnet Quintero	CUB	1.97
4, (12) Stefka Kostadinova	BUL	1.94
5, (14) Sigrid Kirchmann	AUT	1.94
6, (6) Silvia Costa	CUB	1.94
7, (2) Megumi Satoh	JPN	1.91
8, (4) Alison Inverarity	AUS	1.91

(Competitors: 41; Countries: 26; Finalists: 16)

Series	1.88	1.91	1.94	1.97	2.00	2.02	2.06
Henkel	-	o	-	xxo	o	o	xxx
Astafei	o	o	o	o	o	xxx	
Quintero	o	o	xo	xo	xx	x	
Kostadinova	o	o	o	xxx			
Kirchmann	o	xo	o	xxx			
Costa	o	xo	xxo	xxx			
Satoh	xo	o	xxx				
Inverarity	xxo	o	xxx				

Only Henkel (2.07i) and Kostadinova (2.05i) had gone higher than 2m in 1992, and were considered to be well ahead of the rest. At 1.97, six jumpers remained, with Henkel, Astafei and Kostadinova leading. Only Astafei cleared first time, and Quintero then made the height second time around. The apron area which had affected the men's event seemed to be even more detrimental to the women. At the final attempt Henkel soared over, but Kostadinova failed badly after two close attempts. At 2.00 Henkel retained her equilibrium with a first time clearance and Astafei, who would compete for Germany two years later, also cleared, equalling her best ever. Quintero passed her last jump at 2.00, gambled at 2.02, but missed that height. Henkel needed to clear 2.02, and made it with 5cm to spare and thus won the gold.

### Atlanta, 3 Aug 1996

1, (2) Stefka Kostadinova	BUL	2.05OR
2, (11) Niki Bakoyianni	GRE	2.03
3, (3) Inga Babakova	UKR	2.01
4, (14) Yelena Gulyayeva	RUS	1.99
=5, (7) Alina Astafei	GER	1.96
(10) Tatyana Motkova	RUS	1.96
(5) Nelé Žilinskienė	LTU	1.96
8, (6) Hanne Haugland	NOR	1.96

(Competitors: 32; Countries: 24; Finalists: 14)

Series	1.90	1.93	1.96	1.99	2.01	2.03	2.05
Kostadinova	o	o	o	o	o	o	xo
Bakoyianni	xo	o	o	xo	xo	xxo	xxx
Babakova	o	o	o	o	o	xxx	
Gulyayeva	o	o	xo	xo	xxx		
Astafei	o	o	o	x	xx		
Motkova	o	o	o	x	xx		
Žilinskienė	o	o	o	xxx			
Haugland	xxo	xo	o	xxx			

Kostadinova had 20 of the 25 jumps ever at 2.05, and two world golds, but had never won the Olympic title. She was favourite to win, though had a losing record against Babakova since the beginning of 1995. As the bar rose to 2.03, only Babakova and Kostadinova had perfect records. Antonella Bevilacqua (ITA) had not missed a height up to and including 1.99. Her failure at 2.01 left her in fourth place, but she was then disqualified when the result of an earlier doping control test was confirmed.

At 2.03 Kostadinova, cleared cleanly first time to win the gold medal. Babakova failed, but the shortest of the three contenders – Bakoyianni – got over on her final attempt, to achieve the highest differential of any two-metre jumper (33cm above her own height). Just to make sure Kostadinova then cleared 2.05, her fourth such jump in World Championships or Olympics.

### Sydney, 30 Sep 2000

1, (4) Yelena Yelesina	RUS	2.01
2, (3) Hestrie Cloete	RSA	2.01
=3, (5) Kajsa Bergqvist	SWE	1.99
(10) Oana Pantelimon	ROU	1.99
5, (12) Inga Babakova	UKR	1.96
6, (8) Svetlana Zalevskaya	KAZ	1.96
7, (1) Vita Palamar	UKR	1.96
8, (6) Amewu Mensah	GER	1.93

(Competitors: 38; Countries: 27; Finalists: 13)

Series	1.85	1.90	1.93	1.96	1.99	2.01	2.03
Yelesina	o	o	o	o	o	xo	xxx
Cloete	o	o	o	xo	o	xo	xxx
Bergqvist	o	o	o	o	xo	x	xx
Pantelimon	o	o	o	o	xo	xxx	
Babakova	o	o	xo	o	xxx		
Zalevskaya	xo	xo	o	o	xxx		
Palamar	o	o	xo	xxo	xxx		
Mensah	o	o	o	xxx			

Among the possible medallists, only Russians Lapina and Kuptsova failed to qualify. Seven of the 13 finalists cleared 1.96, and Yelesina, Bergqvist and Pantelimon were the only jumpers to progress to 1.99 with a clean slate. Yelesina's first-time clearance put her in the lead from Cloete, while Bergqvist and Pantelimon cleared second time around. Yelesina then cleared 2.01 without touching the bar, while Cloete made her second clearance in a row while shaking the bar. No-one could clear 2.03 though Bergqvist barely touched the bar on her final attempt.

Yelesina had emerged in 1988, jumping 1.98, improving to 2.02 in 1990 and never returning to 2m jumping until 1999.

### Athens, 28 Aug 2004

1, (2) Yelena Slesarenko	RUS	2.06OR
2, (1) Hestrie Cloete	RSA	2.02
3, (5) Viktoriya Styopina	UKR	2.02
4, (11) Amy Acuff	USA	1.99
5, (6) Irina Mikhhalchenko	UKR	1.96
6, (9) Anna Chicherova	RUS	1.96
7, (12) Oana Pantelimon	ROU	1.93
8, (8) Monica Iagăr	ROU	1.93

(Competitors: 38; Countries: 27; Finalists: 12)

Series	1.89	1.93	1.96	1.99	2.02	2.04	2.06	2.10
Slesarenko	o	o	o	o	o	o	o	xxx
Cloete	o	o	o	o	o	xx	x	
Styopina	o	o	xxo	xxo	o	xxx		
Acuff	o	o	xo	o	-	xxx		
Mikhhalchenko	o	o	xo	xxx				
Chicherova	o	o	xxo	xxx				
Pantelimon	o	o	xxx					
Iagăr	o	xo	xxx					

The top two were generally considered to be Cloete, the 2003 World Champion, and Slesarenko, the 2004 World Indoor Champion. Others highly rated were Chicherova, and the 1.90 tall Blanka Vlašić (CRO). Three jumpers made the final on the countback rules after clearing 1.92, while the other nine were successful at 1.95.

The final was tougher, with only six clearing 1.96, while Vlašić – suffering from a respiratory infection – was unable to go higher than 1.89. Of those successful at 1.96, Cloete and Slesarenko were the only jumpers without a failure to that point. They continued in the same vein until 2.04, with only Styopina for company. The Ukrainian, in fourth

place behind Acuff after 1.99, then cleared 2.02 first time for the bronze medal. Like her, Cloete was unable to jump higher than 2.02, but Slesarenko easily cleared 2.04 and 2.06 first time, the latter for an Olympic record. She then had one close attempt at a world record 2.10.

### Beijing, 23 Aug 2008

1, (12) Tia Hellebaut	BEL	2.05
2, (4) Blanka Vlašić	CRO	2.05
3, (6) Anna Chicherova	RUS	2.03
4, (8) Yelena Slesarenko	RUS	2.01
5, (2) Vita Palamar	UKR	1.99
6, (14) Chaunté Lowe	USA	1.96
=7, (1) Ruth Beitia	ESP	1.96
(5) Ariane Friedrich	GER	1.96

(Competitors: 32; Countries: 24; Finalists: 15)

Series	1.85	1.89	1.93	1.96	1.99	2.01	2.03	2.05
Hellebaut	o	o	o	o	xo	xo	xo	o
	x--							
Vlašić	o	o	o	o	o	o	o	xo
	xxx							
Chicherova	o	o	o	xo	xxo	o	o	xxx
Slesarenko	o	o	xo	xo	xo	xo	xxx	
Palamar	o	o	o	xo	xo	xx	x	
Howard	o	o	xo	xo	xxo	xxx		
Beitia	o	o	o	o	xxx			
Friedrich	o	-	o	o	xxx			

With 34 consecutive wins, World Champion Vlašić was everyone's favourite, and when 2.01 was reached, she had the only clean slate to that height. She duly cleared that 2.01 first time, as did Chicherova. The two repeated their first-time clearances at 2.03, while reigning champion Slesarenko just missed out. Hellebaut, who had not jumped higher than 2.00 in 2007, cleared on her second attempt despite taking off slightly too far from the bar.

At 2.05 Hellebaut attacked the bar and had her best jump of the night, soaring over first time without touching the crossbar. Later she said "the best jumps, you don't think. You just do them. It was amazing to clear the bar." Vlašić then failed, but came back well to clear on her second attempt. She never looked like clearing 2.07, and Hellebaut thus won Belgium's first ever Olympic gold medal in athletics. The Croatian had some consolation with the highest ever non-winning mark.

### London, 11 Aug 2012

1, (6) Anna Chicherova	RUS	2.05
2, (11) Brigetta Barrett	USA	2.03
3, (1) Svetlana Shkolina	RUS	2.03
4, (8) Ruth Beitia	ESP	2.00
5, (12) Tia Hellebaut	BEL	1.97
6, (7) Chaunté Lowe	USA	1.97
7, (4) Svetlana Radzivil	UZB	1.97
8, (2) Emma Green Tregaro	SWE	1.93

(Competitors: 35; Nations: 28; Finalists: 12)

Series	1.89	1.93	1.97	2.00	2.03	2.05
Chicherova	o	o	o	o	o	xo
Barrett	o	o	xo	xo	xo	xxx
Shkolina	o	o	o	o	xxo	xxx
Beitia	o	o	xo	o	xxx	
Hellebaut	o	xxo	o	xxx		
Lowe	o	o	xo	xxx		
Radzivil	o	xxo	xxo	xxx		
Green Tregaro	xo	o	xxx			

Fifteen women cleared 1.93 in qualifying, and with 12 of those clearly ahead on countback, the unlucky three needed 1.96 to reach the final.

Of these only Radzivil was successful, so she lined up again two days later. The Uzbek was one of three who could go no higher than 1.97 in the final in places 5-7. The others were defending champion Hellebaut and a disappointed World Indoor Champion Lowe.

Four women cleared 2.00 with Russian Chicherova and Shkolina leading. At 2.03, all ties were broken. World Champion Chicherova cleared on attempt one, Barrett on her second and Shkolina on her third. Beitia was eliminated. The next height of 2.05 saw the three medallists all fail first time, but then Chicherova succeeded without touching the bar.

The winner was an example of an athlete returning better than ever after maternity – "Motherhood changed me greatly," she said, "with the birth of my daughter [in 2010], I gained confidence and a fighting spirit."

### WOMEN'S HIGH JUMP

#### The Best on Points

25	Sara Simeoni ITA	1972-6, 1976-2, 1980-1, 1984-2
20	Iolanda Balaş ROU	1956-5, 1960-1, 1964-1
	Stefka Kostadinova BUL	1988-2, 1992-4, 1996-1

#### Most Finals

4	Dorothy Odam/Tyler GBR	1936-2, 1948-2, 1952-7=, 1956-12=
	Simeoni	
3	Balaş	
	Snežana Hrepevnik YUG (SRB)	1968-14, 1972-20, 1976-12=
	Rosemarie Ackermann GDR	1972-7, 1976-1, 1980-4
	Cornelia Popa ROU	1972-19, 1976-8, 1980-8
	Chris Annison/Stanton AUS	1980-6=, 1984-11=, 1988-7
	Kostadinova	
	Alina Astafei ROU/GER	1988-5=, 1992-2, 1996-5=
	Inga Babakova UKR	1996-3, 2000-5, 2004-9
	Anna Chicherova RUS	2004-6, 2008-3, 2012-1
	Tia Hellebaut BEL	2004-12, 2008-1, 2012-5

#### Most Appearances

5	Amy Acuff USA	1996-24=Q, 2000-31Q, 2004-4, 2008-19=Q, 2012-20=Q
4	Odam/Tyler	
	Yordanka Blagoeva BUL	1968-17Q, 1972-2, 1976-3, 1980-16=Q
	Simeoni	
	Vita Styopina UKR	1996-19=Q, 2004-3, 2008-12=, 2012-34Q
	Ina Gliznuta MDA	1996-23Q, 2000-23Q, 2004-26=Q, 2008-29=Q
	Venelina Veneva-Mateeva BUL	996-29=Q, 2000-9=, 2004-15Q, 2012-20=Q

#### Placing Table

	G	S	B	4	5	6	7	8	M	Points
USA	4	2	2	2	1+1=	3	-	3+2=	8	87.4
GER	4	-	2	1	2+1=	1+1=	4+1=	1	6	76
URS	-	1+1=	4	2	2	1	1=	-	6	60
GBR	-	3+2=	-	2	-	2+1=	1=	1+2=	5	55.2
RUS	3	-	2	2	1=	1	-	-	5	52
ROU	2	1	1=	-	1+1=	-	1	3	4	41
BUL	1	2	1	1	1=	-	-	-	4	36.5
RSA	1	2	-	-	2	-	-	1=	3	30.5
CAN	1	-	1	1=	2	-	-	1+1=	2	27.7
UKR	-	-	2	-	3	-	1	-	2	26
TCH	1	-	-	2	1	1	-	1=	1	25.5
ITA	1	2	-	-	-	1	-	-	3	25
AUS	-	1	-	-	1=	2+2=	1	1	1	23.5
AUT	-	-	1	-	1	1	1	1+1=	1	16.2
FRA	-	-	1	2	-	-	-	-	1	16
NED	-	1	-	1	1=	-	-	-	1	15
SWE	-	-	1=	1	-	1=	1	1	1	15.5
POL	-	1+1=	-	-	-	-	-	-	2	13.5
BEL	1	-	-	-	1	-	-	-	1	12
CUB	-	-	1	-	-	1	-	-	1	9
HUN	1	-	-	-	-	-	-	-	1	8
CRO	-	1	-	-	-	-	-	-	1	7
GRE	-	1	-	-	-	-	-	-	1	7
ESP	-	-	-	1	-	-	1=	-	0	6.5
BRA	-	-	-	1	-	-	-	-	0	5
JAM	-	-	-	1=	-	-	-	-	0	4.5
LTU	-	-	-	-	1=	-	-	-	0	3
KAZ	-	-	-	-	-	1	-	-	0	3
JPN	-	-	-	-	-	-	1	1	0	3
CHN	-	-	-	-	-	-	1	-	0	2
NZL	-	-	-	-	-	-	1	-	0	2
UZB	-	-	-	-	-	-	1	-	0	2
YUG (SRB)	-	-	-	-	-	-	1	-	0	2
NOR	-	-	-	-	-	-	-	1	0	1
KOR	-	-	-	-	-	-	-	1=	0	0.5
<b>Totals</b>	<b>20</b>	<b>18+4=</b>	<b>17+2=</b>	<b>18+2=</b>	<b>16+8=</b>	<b>15+5=</b>	<b>14+4=</b>	<b>14+9=</b>	<b>61</b>	<b>684.0</b>

Women's High Jump, continued										
	<u>G</u>	<u>S</u>	<u>B</u>	<u>4</u>	<u>5</u>	<u>6</u>	<u>7</u>	<u>8</u>	<u>M</u>	<u>Points</u>
Breakdown of GER placings:										
GDR	1	-	1	1	2	1=	2	-	2	33.5
GER	1	-	1	-	1=	1	2+1=	1	2	26.5
FRG	2	-	-	-	-	-	-	-	2	16
<b>Totals</b>	<b>4</b>	<b>-</b>	<b>2</b>	<b>1</b>	<b>2+1=</b>	<b>1+1=</b>	<b>4+1=</b>	<b>1</b>	<b>6</b>	<b>76</b>
Breakdown of URS placings:										
RUS	-	1+1=	3	1	1	-	1=	-	5	42
UKR	-	-	1	-	-	-	-	-	1	6
KAZ	-	-	-	1	-	-	-	-	0	5
KGZ	-	-	-	-	1	-	-	-	0	4
BLR	-	-	-	-	-	1	-	-	0	3
<b>Totals</b>	<b>-</b>	<b>1+1=</b>	<b>4</b>	<b>2</b>	<b>2</b>	<b>1</b>	<b>1=</b>	<b>-</b>	<b>6</b>	<b>60</b>
Breakdown of TCH placings:										
CZE	1	-	-	1	1	-	-	1=	1	17.5
SVK	-	-	-	1	-	1	-	-	0	8
<b>Totals</b>	<b>1</b>	<b>-</b>	<b>-</b>	<b>2</b>	<b>1</b>	<b>1</b>	<b>-</b>	<b>1=</b>	<b>1</b>	<b>25.5</b>

<u>Series</u>	<u>4.00</u>	<u>4.20</u>	<u>4.40</u>	<u>4.55</u>	<u>4.65</u>	<u>4.70</u>	<u>4.75</u>	<u>4.80</u>
	<u>4.85</u>	<u>4.90</u>	<u>4.91</u>					
Isinbaeva	-	-	o	o	o	x	x	o
Feofanova	-	-	o	o	o	o	xo	x
Rogowska	-	o	o	xxo	o	o	xxx	
Pyrek	-	o	o	o	xxx			
Elisdóttir	-	o	xxo	xo	xx	x		
Boslak	-	o	o	xxx				
Agirre	o	o	o	xxx				
Ellis	-	o	o	xxx				
Balakhanova	-	o	o	xxx				

Isinbaeva and Feofanova had improved Dragila's world record of 4.81 on eight occasions, with six records attributable to Isinbaeva. They were expected to dispute the gold medal, with the gymnastic excellence of Feofanova pitted against the athleticism and power of Isinbaeva. The biggest surprise of the event was the defending champion's failure to qualify at 4.40.

The Olympic record of 4.60 fell initially to Rogowska who cleared 4.65 first time, and she was soon joined by Feofanova and Isinbaeva. Isinbaeva then had a failure at 4.70, after the other two cleared first time. Isinbaeva had another failure at the next height, and passed to 4.80 when Feofanova cleared 4.75 second time. There were distinct shades of Sergey Bubka winning the 1988 title with his last attempt at 5.90. Isinbaeva duly soared over 4.80, and the dismayed Feofanova then moved to 4.85 without success, and when Isinbaeva cleared (now on August 24 at three minutes past midnight), Feofanova tried at 4.90. She missed, and Isinbaeva had the bar moved up one centimetre to a new world record, which she cleared. Her statement that she had cleared 5.00 in training seemed wholly plausible, it was a height she could probably have cleared that night, but she rested on her laurels with the dual pleasure of Olympic gold and a world record.

## Pole Vault

1928-1996: Not held

### Sydney, 25 Sep 2000

1, (1)	Stacy Dragila	USA	4.60
2, (7)	Tatiana Grigorieva	AUS	4.55
3, (12)	Vala Flosadóttir	ISL	4.50
4, (4)	Danielá Bártová	CZE	4.50
5, (9)	Nicole Humbert	GER	4.45
6, (11)	Yvonne Buschbaum	GER	4.40
7, (2)	Monika Pyrek	POL	4.40
8, (6)	Marie B. Rasmussen	DEN	4.35

(Competitors: 30; Countries: 20; Finalists: 13)

<u>Athlete</u>	<u>4.15</u>	<u>4.25</u>	<u>4.35</u>	<u>4.40</u>	<u>4.45</u>	<u>4.50</u>	<u>4.55</u>	<u>4.60</u>
Dragila	<u>4.65</u>	-	o	xo	o	xxo	xo	o
Grigorieva	xxx	o	o	o	o	xo	o	x
Flosadóttir	xx							
Bártová	o	o	o	o	o	o	xxx	
Humbert	-	o	xxo	-	xxo	o	xxx	
Buschbaum	xxo	xxo	xxo	-	xxo	-	xxx	
Pyrek	-	xo	o	xo	xxx			
Rasmussen	xxo	o	o	xxo	xxx			
	o	o	o	xxx				

Dragila had the top seven marks of the season prior to Sydney, and was a clear favourite, particularly as Emma George, Australia's best home-grown talent – and the woman first to clear 4.60 – was battling injury. George failed to qualify, as did all three Russians.

In the final the first surprise came when Balakhonova, Europe's best, failed to clear her opening height (4.25). As the bar was raised to 4.55 there were five athletes remaining, with Flosadóttir leading from Bártová, Grigorieva, Dragila and Humbert. Only the lissom Grigorieva could clear at the first attempt, and Dragila (on her second jump) was the only one able to emulate the Russian-Australian. Dragila promptly soared over 4.60 – good enough for the gold medal.

### Athens, 23 Aug 2004

1, (8)	Yelena Isinbaeva	RUS	4.91WR
2, (6)	Svetlana Feofanova	RUS	4.75
3, (2)	Anna Rogowska	POL	4.70
4, (15)	Monika Pyrek	POL	4.55
5, (5)	Thorey Elisdóttir	ISL	4.55
=6, (1)	Vanessa Boslak	FRA	4.40
(7)	Naroa Agirre	ESP	4.40
(11)	Dana Ellis	CAN	4.40
(13)	Anzhela Balakhanova	UKR	4.40

(Competitors: 38; Countries: 27; Finalists: 15)

### Beijing, 23 Aug 2008

1, (13)	Yelena Isinbaeva	RUS	5.05WR
2, (2)	Jenn Stuczynski	USA	4.80
3, (1)	Svetlana Feofanova	RUS	4.75
4, (12)	Yuliya Golubchikova	RUS	4.75
5, (5)	Monika Pyrek	POL	4.70
6, (2)	Carolin Hingst	GER	4.65
7, (11)	Silke Spiegelburg	GER	4.65
8, (10)	April Steiner Bennett	USA	4.55

(Competitors: 36; Countries: 24; Finalists: 12)

<u>Series</u>	<u>4.30</u>	<u>4.45</u>	<u>4.55</u>	<u>4.65</u>	<u>4.70</u>	<u>4.75</u>	<u>4.80</u>	<u>4.85</u>
	<u>4.90</u>	<u>4.95</u>	<u>5.05</u>					
Isinbaeva	-	-	-	-	o	-	-	o
Stuczynski	-	xxo	xxo	-	o	xo	o	-
Feofanova	xxx							
Golubchikova	-	o	o	xo	-	o	xxx	
Pyrek	-	o	o	o	xo	xxx		
Hingst	-	o	o	xxo	xxx			
Spiegelburg	-	o	o	xxo	xxx			
Steiner	o	xo	o	xxo	xxx			
	o	o	o	xxx				

Having improved her 2005 world record of 5.01 twice during July up to 5.04, Isinbaeva was an even more prohibitive favourite than she had been four years earlier. The advancing standards in the event were evidenced by the fact that all 12 finalists cleared at least 4.50 in the qualifying round. Just nine women had managed that height across the previous two games.

With the bar at 4.65, there were still 11 vaulters left in the competition. Isinbaeva waited until 4.70 to take her first vault, and her first-time success ensured fourth place at worst. At 4.75, Feofanova took the lead with a first-time clearance, ahead of the successful second jumps of Stuczynski and Golubchikova. After Stuczynski made 4.80 and the other Russians were eliminated, it was a duel between the American and Isinbaeva, who then went over 4.85. Passing that height,



Stuczynski finally bowed out at 4.90, and Isinbaeva broke her own Olympic record with 4.95 at the final attempt. Then at 9:22, just over two hours into the competition, Isinbaeva took her final jump at 5.05. To the delight of the crowd and herself, she flew over the bar cleanly to set her 14th world record outdoors (and 25th overall). In doing so Isinbaeva became the first athlete to win consecutive individual gold medals with world records, though Frank Wykoff did the same thing three times in the sprint relay.

### London, 6 Aug 2012

1, (2)	Jenn Stuczynski/Suhr	USA	4.75
2, (5)	Yarisley Silva	CUB	4.75
3, (12)	Yelena Isinbaeva	RUS	4.70
4, (8)	Silke Spiegelburg	GER	4.65
5, (3)	Martina Strutz	GER	4.55
=6, (6)	Holly Bleasdale	GBR	4.45
(9)	Jířina Ptácníková	CZE	4.45
(11)	Lisa Ryzih	GER	4.45

(Competitors: 39; Countries: 26; Finalists: 12)

Series	4.45	4.55	4.65	4.70	4.75	4.80
Suhr	-	o	-	o	xo	xxx
Silva	xo	o	o	o	xo	xxx
Isinbaeva	-	x-	o	o	xx-	x
Spiegelburg	-	o	o	x-	xx	
Strutz	xo	o	x-	xx		
Bleasdale	xxo	xxx				
Ptácníková	xxo	xpx	x			
Ryzih	xxo	xxx				

Stélla-Iró Ledáki (GRE) and World Champion Fabiana Murer (BRA) had the misfortune of being the highest non-finalists ever when they missed the cut after clearing 4.50. Two-time medallist Svetlana Feofanova (RUS) had even worse luck. She failed to clear a height injured, and on her return to Russia found that the injury was a right foot broken in three places.

Leading the competition as the bar rose to 4.70 in the final were Silva, Isinbaeva and Spiegelburg, all of whom cleared 4.65 first time. Suhr was first over 4.70, followed by Silva and Isinbaeva. Only Suhr and Silva could clear 4.75, though the Russian saved her last attempt for 4.80. No-one could make that height so the gold went to Suhr. The American herself achieved success after dealing with Celiac disease, a digestive illness, and a torn quadriceps injury. All the jumpers were hindered by a sharply swirling wind by the take-off area, which was why the heights cleared were relatively poor.

#### WOMEN'S POLE VAULT

##### The Best on Points

22	Yelena Isinbaeva	RUS	2004-1, 2008-1, 2012-3
15	Jenn Stuczynski/Suhr	USA	2008-2, 2012-1
13	Svetlana Feofanova	RUS	2004-2, 2008-3
11	Monika Pyrek	POL	2000-7, 2004-4, 2008-5

##### Most Finals

3	Pyrek		
	Isinbaeva		
	Vanessa Boslak	FRA	2004-6=, 2008-9, 2012-10
	Silke Spiegelburg	GER	2004-13=, 2008-7, 2012-4
	Anna Rogowska	POL	2004-3, 2008-10=, 2012-nh
2	Gao Shuying	CHN	2000-10, 2008-12
	Anzhela Balakhonova	UKR	2000-nh, 2004-6=
	Feofanova		

##### Most Appearances

4	Pyrek		2000-7, 2004-4, 2008-5, 2012-15=Q
	Feofanova		2000-nh/Q, 2004-2, 2008-3, 2012-nh/Q
3	Gao		2000-10, 2004-24=Q, 2008-12
	Alejandra García	ARG	2000-18=Q, 2004-13=, 2008-31Q
	Thórey Elísóttir	ISL	2000-22=Q, 2004-5, 2008-23=Q
	Isinbaeva		2000-nh/Q, 2004-1, 2008-1

#### Women's Pole Vault, continued

##### Placing Table

	G	S	B	4	5	6	7	8	M	Points
RUS	2	1	2	1	-	-	-	-	5	40
USA	2	1	-	-	-	-	-	1	3	24
GER	-	-	-	1	2	2+1=	1	-	0	23
POL	-	-	1	1	1	-	1	-	1	17
ISL	-	-	1	-	1	-	-	-	1	10
AUS	-	1	-	-	-	-	-	-	1	7
CUB	-	1	-	-	-	-	-	-	1	7
CZE	-	-	-	1	-	1=	-	-	0	7
GBR	-	-	-	-	-	1=	-	-	0	2
CAN	-	-	-	-	-	1=	-	-	0	1.5
ESP	-	-	-	-	-	1=	-	-	0	1.5
FRA	-	-	-	-	-	1=	-	-	0	1.5
UKR	-	-	-	-	-	1=	-	-	0	1.5
DEN	-	-	-	-	-	-	-	1	0	1
<b>Totals</b>	<b>4</b>	<b>4</b>	<b>4</b>	<b>4</b>	<b>4</b>	<b>2+7=</b>	<b>2</b>	<b>2</b>	<b>12</b>	<b>144</b>

### Long Jump

1928-1936: Not held

### London, 4 Aug 1948

1, (3)	Olga Gyarmati	HUN	5.695OR
2, (12)	Noémí de Portela	ARG	5.60
3, (6)	Ann-Britt Leyman	SWE	5.575
4, (4)	Gerda van der Kade/Koudijs	NED	5.57
5, (5)	Neeltje Karelse	NED	5.545
6, (9)	Kathleen Russell	JAM	5.495
7, (1)	Judy Canty	AUS	5.38
8, (2)	Yvonne Curtet-Chabot	FRA	5.35

(Competitors: 26; Countries: 17; Finalists: 12)

Series	1	2	3	4	5	6
Leyman	5.45	5.49	5.50	5.49	5.575	x

World record holder Blankers-Koen, with a full schedule, passed on the long jump, leaving it with less lustre than it otherwise would have claimed. Gyarmati, who had jumped 5.99 to top the pre-Olympic lists (ahead of Blankers-Koen's 5.89), duly won the final with 5.695, after Curtet-Chabot (5.64) and Russell (5.61) had led the qualifying.

### Helsinki, 23 Jul 1952

1, (20)	Yvette Williams	NZL	6.24OR
2, (5)	Aleksandra Chudina	RUS	6.14
3, (13)	Shirley Cawley	GBR	5.92
4, (19)	Irmgard Schmelzer	GER/FRG	5.90
5, (16)	Wilhelmina Lust	NED	5.81
6, (1)	Nina Tyurkina	RUS	5.81
7, (23)	Mabel Landry	USA	5.75
8, (22)	Verna Johnson	AUS	5.74

(Competitors: 34; Countries: 22; Finalists: 24)

Series	1	2	3	4	5	6
Williams	x	x	5.90	6.24	6.11	5.99
Chudina	5.99	6.14	5.74	5.90	5.95	6.07
Cawley	5.92	x	5.53	5.46	5.78	5.82
Schmelzer	5.89	5.76	5.90	x	5.84	x
Lust	5.68	5.65	5.79	x	5.81	x
Tyurkina	5.61	5.81	5.76	5.52	x	x
Landry	x	x	5.75			
Johnson	5.51	5.60	5.74			

Williams, the Empire Champion, was favourite after an early season national record of 6.14, but reigning champion Gyarmati and Chudina (6.05) were also highly regarded. The Kiwi broke her national record with 6.16 in the qualifying round, but had two fouls in the final while Chudina stretched out to a Soviet record 6.14. Williams then reached

5.90 in round 3 to qualify for the final three rounds, before producing the second best jump ever – 6.24 – in round 4, missing Blankers-Koen's world record by a single centimetre.

### Melbourne, 27 Nov 1956

				<u>Actual</u>
1, (2)	Elżbieta Krzesińska	POL	6.35=WR	(6.35w)
2, (5)	Willye White	USA	6.09	
3, (10)	Nadezhda Khnykina/Dvalishvili	GEO URS	6.07	
4, (9)	Erika Fisch	GER/FRG	5.89w	
5, (1)	Marthe Lambert	FRA	5.88	
6, (3)	Valentina Shaprunova	RUSURS	5.85	
7, (8)	Beverly Weigel	NZL	5.85	
8, (4)	Nancy Borwick	AUS	5.82	

(Competitors: 19; Countries: 11; Finalists: 12)

<u>Series</u>	<u>1</u>	<u>2</u>	<u>3</u>	<u>4</u>	<u>5</u>	<u>6</u>
Krzesińska	6.20	6.35w	x	x	6.02	x
White	5.96	5.91	6.06	5.95	5.96	6.09
Khnykina	6.00	5.81	x	5.91	6.07	5.98
Fisch	5.89w	5.62	5.75	5.63	5.49	x
Lambert	5.88	5.80	5.78	x	4.35	5.77
Shaprunova	5.85	5.69	5.61	5.52	5.82	5.76
Weigel	5.85	5.66	5.69	x	x	5.72
Borwick	5.71	5.82	5.47			

Krzesińska was favourite, on the basis of her 6.35 world record in August, and she led the qualifiers with 6.13. The second to jump in the final, the Pole quickly settled matters with a jump of 6.20; only Dvalishvili was able to reach 6.00 in response. Krzesińska made the position even clearer with her next jump, which was ratified as equalling her world record though the wind reading was +6.0! Only Dvalishvili and 17 year-old Willye White managed jumps beyond 6m, with White snatching silver from the Georgian with her last jump of 6.09.

### Rome, 31 Aug 1960

1, (9)	Vera Krepkina	UKR	URS	6.37OR
2, (6)	Elżbieta Krzesińska	POL		6.27
3, (14)	Hiltrun Claus	GDR		6.21
4, (5)	Renate Junker	GER		6.19
5, (19)	Lyudmila Radchenko	UKRURS		6.16
6, (3)	Helga Hoffmann	GER		6.11
7, (16)	Johanna Bijleveld	NED		6.11
8, (17)	Valentina Shaprunova	RUS URS		6.01

(Competitors: 30; Countries: 19; Finalists: 19)

<u>Series</u>	<u>1</u>	<u>2</u>	<u>3</u>	<u>4</u>	<u>5</u>	<u>6</u>
Krepkina	6.17	6.01	6.22	6.37	6.17	x
Krzesińska	x	6.17	x	6.25	x	6.27
Claus	6.21	6.18	x	x	6.13	6.11
Junker	6.17	5.94	6.05	6.19	6.11	6.10
Radchenko	5.99	6.00	6.16	5.83	5.91	5.90
Hoffmann	6.02	5.88	6.11	5.90	x	6.09
Bijleveld	6.11	x	x			
Shaprunova	6.01	5.95	5.77			

Claus was favoured after twice breaking the world record at the German Olympic trials. Mary Bignal (GBR) led the qualifiers with 6.33, but fouled twice in the final before producing a safe but short 6.01 for ninth place. After three rounds Claus (6.18) and reigning champion Krzesińska (6.17) were led by Krepkina, co-holder of the 100m world record, with 6.22. The compact (1.59/58kg) Ukrainian cemented the gold medal with her fourth round jump of 6.37. Krzesińska jumped 6.25 and then 6.27 to win the silver.

The winner was competing in her third Olympics – she was a member of the USSR 4x100 team which finished fourth in 1952-56-60. Her winning jump was the second best of all-time.

### Tokyo, 14 Oct 1964

1, (2)	Mary Bignal/Rand	GBR	6.76WR
2, (15)	Irena Kirszenstein	POL	6.60
3, (6)	Tatyana Shchelkanova	RUS URS	6.42
4, (12)	Ingrid Becker	GER	6.40
5, (13)	Viorica Viscopoleanu	ROU	6.35
6, (7)	Diana Yorgova	BUL	6.24
7, (17)	Hiltrun Claus/Laufer	GER/GDR	6.24
8, (1)	Helga Hoffmann	GER/FRG	6.23

(Competitors: 31; Countries: 21; Finalists: 17)

<u>Series</u>	<u>1</u>	<u>2</u>	<u>3</u>	<u>4</u>	<u>5</u>	<u>6</u>
Rand	6.59	6.56	6.57	6.63	6.76	6.61
Kirszenstein	5.86	6.43	6.56	6.03	6.60	x
Shchelkanova	6.21	6.09	6.42	6.34	6.39	x
Becker	5.97	6.24	6.34	6.25	6.38	6.40
Viscopoleanu	x	6.35	x	6.32	x	6.32
Yorgova	6.24	6.01	6.21	-	5.63	6.06
Claus/Laufer	6.06	6.24	6.04			
Hoffmann	6.03	6.23	x			

Shchelkanova had the three best jumps in the world prior to Tokyo, but it was the number two jumper, Rand, who led the qualifying with an Olympic record 6.52. Rand (then Bignal) had led the Rome qualifiers, only to falter in the final. This time she made no mistake, leading from the outset with 6.59. Though threatened by the ubiquitous Kirszenstein's 6.56 in round 3, Rand was untroubled. The "golden girl" of British athletics soared to a world record 6.76 in the fifth round despite a headwind of 1.69. A similar following wind would have resulted in a jump of around 7.00. As it was Rand dominated the competition, for her six jumps averaged 6.62, ahead of Kirszenstein's best of 6.60, and well ahead of the demoralised Shchelkanova. The Russian was not as disappointing as the popular Willye White (USA), who had ranked third before Tokyo with 6.55/6.60w, but managed only 6.07 in the final.

### Mexico City, 14 Oct 1968

1, (6)	Viorica Viscopoleanu	ROU	6.82WR
2, (5)	Sheila Sherwood	GBR	6.68
3, (3)	Tatyana Talysheva	RUS URS	6.66
4, (4)	Burghild Wieczorek	GDR	6.48
5, (10)	Mirosława Sarna	POL	6.47
6, (12)	Ingrid Becker	FRG	6.43
7, (13)	Berit Berthelsen	NOR	6.40
8, (9)	Heide Rosendahl	FRG	6.40

(Competitors: 27; Countries: 19; Finalists: 14)

<u>Series</u>	<u>1</u>	<u>2</u>	<u>3</u>	<u>4</u>	<u>5</u>	<u>6</u>
Viscopoleanu	6.82	x	6.64	6.54	6.52	6.57
Sherwood	6.60	x	6.50	6.59	6.68	6.61
Talysheva	6.55	6.66	5.38	6.38	4.49	x
Wieczorek	x	6.48	6.45	6.33	6.42	6.25
Sarna	6.47	x	4.98	6.44	6.31	6.45
Becker	x	6.32	x	6.43	x	6.27
Berthelsen	6.38	6.40	6.27	6.22	x	6.32
Rosendahl	x	x	6.24	6.05	6.37	6.40

The medals were settled with the first six jumps of the opening round, as Talysheva jumped 6.55, to be followed by Sherwood with 6.60 and Viscopoleanu's world record of 6.82. In the absence of Szewińska, concentrating on the 200m, the Romanian had been one of the favourites, but her world record was nevertheless startling. Talysheva reacted well with a personal best 6.66 in the second round, to move into silver medal position, which was recovered by Sherwood in the fifth round, who leapfrogged Talysheva by two places on the world all-time list to fourth with her 6.68. Wieczorek won the battle for the next tier with 6.48, although Rosendahl had jumped 6.54 in the qualifying round. Just eight centimetres covered fourth to eighth places.

**Munich, 31 Aug 1972**

1, (4) Heide Rosendahl	FRG	6.78
2, (14) Diana Yorgova	BUL	6.77
3, (5) Eva Šuranová	SVK	6.67
4, (11) Marcia Garbey	CUB	6.52w
5, (9) Heidi Schüller	FRG	6.51
6, (13) Meta Antenen	SUI	6.49
7, (12) Viorica Viscopoleanu	ROU	6.48
8, (3) Margrit Olfert	GDR	6.46

(Competitors: 33; Countries: 19; Finalists: 14)

Series	1	2	3	4	5	6
Rosendahl	6.78	6.76	6.69	6.52	6.73	6.71
Yorgova	6.43	6.12	6.62w	6.77	6.53	x
Šuranová	6.51	6.60	x	6.67	x	6.27
Garbey	6.26	6.52w	3.96w	5.94	x	x
Schüller	6.32	6.18	6.51	x	x	6.25
Antenen	x	6.49	x	6.16	6.39	x
Viscopoleanu	6.43w	6.48	6.48w	6.44	6.35	6.44
Olfert	6.42	x	6.34	6.46	6.30	x

Yorgova (6.75) and Rosendahl (6.72) were the list leaders before the Games, with the German expected to win. Rosendahl jumped 6.62 in the qualifying round, but was led by Angelika Liebsch (GDR) who reached 6.69, though she managed just 6.23 for 13th later in the day. Rosendahl opened in the final with 6.78 (wind +0.5), while Yorgova reached only 6.43. The Bulgarian moved into second place with 6.62w in the third round, and moved to within 1cm of Rosendahl with her next jump of 6.77 into a slight headwind (-0.5) after briefly losing second to Šuranová's 6.67. The Bulgarian's final effort was in the range of 6.90, but was declared a foul.

**Montreal, 23 Jul 1976**

1, (8) Angela Voigt	GDR	6.72
2, (12) Kathy McMillan	USA	6.66
3, (10) Lidiya Alfeyeva	RUS	6.60
4, (9) Sigrun Siegl	GDR	6.59
5, (11) Ildikó Szabó	HUN	6.57
6, (7) Jarmila Nygrýnová	CZE	6.54
7, (5) Heidemarie Wycisk	GDR	6.39
8, (4) Elena Vintila	ROU	6.38

(Competitors: 30; Countries: 19; Finalists: 12)

Series	1	2	3	4	5	6
Voigt	6.72	x	6.50	6.53	x	6.57
McMillan	x	6.31	6.43	6.47	6.66	x
Alfeyeva	6.46	x	6.34	6.60	6.46	6.39
Siegl	6.51	6.36	6.59	4.87	6.55	6.57
Szabó	6.51	6.51	6.57	6.40	6.47	x
Nygrýnová	6.04	6.15	6.54	x	6.36	6.50
Wycisk	6.21	6.39	6.38	x	6.37	6.05
Vintila	6.38	6.36	x	6.16	6.31	x

Voigt (6.92) and Siegl (6.99) had each broken the world record during the season, but the competition produced the worst winning jump since 1960. Alfeyeva led the qualifiers with 6.54, then Voigt won the competition with her first jump of 6.72. Siegl, Nygrýnová and Szabó were the only other jumpers over 6.50 in the first half of the competition, with Alfeyeva (6.60 in the fourth) and McMillan (6.66 in the fifth) the athletes nearest to Voigt.

**Moscow, 31 Jul 1980**

1, (9) Tatyana Kolpakova	KGZ	URS	7.06OR
2, (11) Brigitte Wujak		GDR	7.04
3, (4) Tatyana Skachko	UKR	URS	7.01
4, (5) Anna Włodarczyk		POL	6.95
5, (12) Siegrun Siegl		GDR	6.87
6, (7) Jarmila Nygrýnová	CZE	TCH	6.83

7, (1) Siegrid Heimann	GDR	6.71	
8, (3) Lidiya Alfeyeva	RUS	URS	6.71

(Competitors: 19; Countries: 11; Finalists: 13)

Series	1	2	3	4	5	6
Kolpakova	6.84	6.81	6.72	6.87	6.73	7.06
Wujak	6.88	6.68	6.81	6.87	6.81	7.04
Skachko	6.96	6.89	7.01	6.86	6.56	6.64
Włodarczyk	6.56	6.83	x	x	6.88	6.95
Siegl	x	6.68	x	x	6.65	6.87
Nygrýnová	6.79	6.46	6.38	6.83	6.71	6.76
Heimann	6.71	6.71	6.65	6.68	6.68	6.69
Alfeyeva	x	6.71	6.07	x	x	x

Alfeyeva again led the qualifying with 6.78, as the worst of the qualifiers reached 6.44. Skachko led the first round with an Olympic record 6.96, and Wujak and Kolpakova also beat the old Olympic record with 6.88 and 6.84. Skachko consolidated her first round effort with the first 7m jump in Olympic history – 7.01 – and only Włodarczyk (6.88) and Kolpakova (6.87) were able to improve before the last round.

Włodarczyk improved again to 6.95 with her last jump to tighten her grasp on the silver medal, but two jumps later that hold began to slide, as the 20 year-old Kolpakova – a native of Frunze, the Kirghiz capital – gave it everything and boomed out to 7.06 to become the second furthest jumper ever. That wasn't quite the end, as Wujak stretched out to a GDR record of 7.04. No-one had ever jumped 7m and lost before, and here Skachko moved to number four on the all-time list yet finished only third. Former world record holder Siegl rounded out the competition with her best of the day, 6.87, as four of the top five reached their best in the last round of this great competition.

**Los Angeles, 9 Aug 1984**

1, (5) Anișoara Cușmir/Stanciu	ROU	6.96
2, (2) Valy Ionescu	ROU	6.81
3, (6) Sue Hearnshaw	GBR	6.80w
4, (11) Angela Thacker	USA	6.78w
5, (4) Jackie Joyner	USA	6.77
6, (3) Robyn Lorraway	AUS	6.67
7, (10) Glynis Nunn	AUS	6.53w
8, (7) Shonel Ferguson	BAH	6.44

(Competitors: 23; Countries: 17; Finalists: 12)

Series	1	2	3	4	5	6
Cușmir/Stanciu	6.80	6.68	x	6.96	6.89	x
Ionescu	6.59	6.67	x	6.52	6.81	x
Hearnshaw	6.80w	6.75	6.55	6.67	6.74	6.64
Thacker	6.32	x	6.65	6.78w	x	6.70
Joyner	x	6.72	x	6.77	x	x
Lorraway	x	6.67	6.43	x	6.62	6.43
Nunn	6.45	6.37	6.39	-	6.53w	6.27
Ferguson	6.44	6.13	x	6.41	6.20	6.31

Cușmir and Ionescu had between them set the previous five world records, though World Champion Heike Daute (GDR) was generally recognised as the best jumper in the world. Of those present, Carol Lewis was regarded as the one most likely to dent the Romanian hegemony. However, it was Joyner who led the qualifying with 6.77, as six jumpers reached the standard of 6.50.

Cușmir and Hearnshaw, jumping consecutively, set the standard in the final. Both reached 6.80 in the first round, and the Romanian took sole control of the gold with her fourth jump of 6.96. Ionescu moved up from fifth with her penultimate jump of 6.81, and the medals were settled. Thacker won the battle of the Americans from Joyner 6.78w to 6.77, as Lewis had an off-day, reaching only 6.43.

**Seoul, 29 Sep 1988**

1, (11) Jackie Joyner-Kersey	USA	7.40OR	
2, (8) Heike Drechsler	GDR	7.22	
3, (12) Galina Chistyakova	RUS	URS	7.11

4, (5)	Yelena Belevskaya	RUS	URS	7.04
5, (2)	Nicole Boegman	AUS	AUS	6.73w
6, (3)	Fiona May	GBR	GBR	6.62
7, (10)	Agata Karczmarek	POL	POL	6.60
8, (9)	Sabine John	GDR	GDR	6.55

(Competitors: 30; Countries: 20; Finalists: 12)

Series	1	2	3	4	5	6
Joyner-Kersee	7.00	x	7.16	x	7.40	x
Drechsler	6.92	7.06	7.18	7.22	7.16	7.17
Chistyakova	7.11	6.24	x	7.02	6.96	6.84
Belevskaya	6.36	7.04	6.99	x	x	6.66
Boegman	6.59	x	x	x	6.71	6.73w
May	x	x	6.53	6.62	6.52	x
Karczmarek	x	6.40	6.60	x	6.48	6.23
John	6.47	6.55	6.45	6.43	x	x

This was expected to be a three-way battle between World Champion Joyner-Kersee, world record holder Chistyakova and European Champion Drechsler. The first skirmish was won by none of them, as Belevskaya led the qualifying round with 7.06. The silver medallist from the 1987 World Championships was in second place after two rounds of the final with 7.04, after Chistyakova led the first round with 7.11. The Ukrainian-born Russian showed great spring, but less speed than her rivals, and the superior quickness of Drechsler and Joyner-Kersee came into play the following round as the German reached 7.18 ahead of Joyner-Kersee's 7.16. Drechsler built on her lead with 7.22 in the next round but was overtaken by Joyner-Kersee's superb 7.40 in the penultimate round, the American using every centimetre of the board. Drechsler averaged almost 7.12 for her six-jump series, and Chistyakova jumped well despite having her takeoff leg buckle under her on her second jump.

### Barcelona, 7 Aug 1992

1, (9)	Heike Drechsler	GER	GER	7.14
2, (10)	Inessa Kravets	UKR	EUN	7.12
3, (12)	Jackie Joyner-Kersee	USA	USA	7.07
4, (7)	Mirela Dulgheru	ROU	ROU	6.71
5, (8)	Irina Mushayilova	RUS	EUN	6.68
6, (6)	Sharon Couch	USA	USA	6.66
7, (2)	Sheila Echols	USA	USA	6.62
8, (11)	Susen Tiedtke	GER	GER	6.60

(Competitors: 35; Countries: 23; Finalists: 12)

Series	1	2	3	4	5	6
Drechsler	6.34	6.99	6.85	7.14	6.97	x
Kravets	7.12	6.99	6.94	6.91	6.88	7.00
Joyner-Kersee	7.07	x	6.91	7.00	5.17	6.90
Dulgheru	6.51	6.54	6.71	6.52	6.31	6.36
Mushayilova	6.51	6.56	6.68	6.67	x	6.43
Couch	6.26	6.52	6.66	6.15	6.11	6.17
Echols	6.51	6.62	6.14	x	x	6.44
Tiedtke	6.48	x	6.60			

Drechsler led the qualifying with 7.08, the only 7m jump in the preliminary round, but Joyner-Kersee was the favourite, having beaten Drechsler in all three of their previous championship meetings. Kravets, 10th four years earlier, produced the first quality jump of the final, 7.12, in the first round. This was followed by JJK with 7.07 two jumps later. Neither would improve, but would only be approached by Drechsler. The German reached 6.99 in the second round, and improved to produce the gold medal jump of 7.14 in the fourth. Both Joyner-Kersee and Kravets both reached 7.00 again, but, as the American graciously put it, "this was Heike's day." Nijolė Medvedeva (LTU) was initially fourth with 6.76, but disqualified after failing a doping control test.

### Atlanta, 2 Aug 1996

1, (6)	Chioma Ajunwa	NGR	NGR	7.12
2, (2)	Fiona May	ITA	ITA	7.02

3, (7)	Jackie Joyner-Kersee	USA	USA	7.00
4, (3)	Niki Xánthou	GRE	GRE	6.97
5, (12)	Yelena Shekhovtsova	UKR	UKR	6.97
6, (9)	Agata Karczmarek	POL	POL	6.90
7, (4)	Nicole Boegman	AUS	AUS	6.73
8, (1)	Tünde Vaszi	HUN	HUN	6.60

(Competitors: 46; Countries: 34; Finalists: 12)

Series	1	2	3	4	5	6
Ajunwa	7.12	6.99	6.85	6.84	-	x
May	6.68	7.02	6.78	6.73	6.76	6.88
Joyner-Kersee	6.55	6.75	6.86	x	6.52	7.00
Xánthou	x	6.97	x	6.67	6.95	6.85
Shekhovtsova	6.84	6.88	x	6.97	x	x
Karczmarek	6.90	x	x	x	x	6.65
Boegman	6.73	x	x	x	6.55	6.23
Vaszi	6.60	x	x			

Favourite Joyner-Kersee was suffering from a hamstring injury, and Drechsler had a thigh injury which prevented her from defending her title. World Champion May led the qualifying with 6.85, from Ajunwa (6.81). The Nigerian, who had just missed making the 100m final, used her speed effectively in the first round of the final, stretching out to 7.12. Ajunwa had been suspended for four years in 1992 for a doping violation and was banned from the Nigerian soccer team as well as international athletics. May reached a personal best 7.02 in the second round, but could get no closer. She was reported to say after the competition that drug bans should last forever. Just that fate befell Ajunwa from June 2002, when she failed another doping test.

Drugs did directly affect the event, if not the medals, as Iva Prandzheva (BUL) – finishing seventh with 6.82 – was subsequently disqualified for failing a doping test. The bronze medal was a contest between Xánthou and Shekhovtsova, both of whom jumped 6.97, until the final round, when Joyner-Kersee, slowed by injury, managed a jump of 7.00 – about 7.10 from toe to heel – to take third place and the last of her six Olympic medals.

### Sydney, 29 Sep 2000

1, (1)	Heike Drechsler	GER	GER	6.99
2, (9)	Fiona May	ITA	ITA	6.92
3, (11)	Tatyana Kotova	RUS	RUS	6.83
4, (3)	Olga Rublyova	RUS	RUS	6.79
5, (10)	Susen Tiedtke	GER	GER	6.74
6, (7)	Jackie Edwards	BAH	BAH	6.59
7, (8)	Tünde Vaszi	HUN	HUN	6.59
8, (6)	Lyudmila Galkina	RUS	RUS	6.56w

(Competitors: 39; Countries: 25; Finalists: 12)

Series	1	2	3	4	5	6
Drechsler	6.48	x	6.99	6.79	x	x
May	6.76	6.82	6.92	6.72	6.73	6.72
Kotova	x	6.76	6.83	x	x	6.73
Rublyova	x	6.79	x	6.79	x	x
Tiedtke	x	6.52	6.74	x	4.94	x
Edwards	6.59	6.52	6.51	6.31	6.35	6.42
Vaszi	6.32	x	6.59	x	x	x
Galkina	6.42	6.56w	6.05			
Jones	x	6.85w	6.82	6.73	x	6.63

The focus was on Marion Jones and her "drive for five" Olympic gold medals, though of course her efforts have since been completely discredited due to long-term doping violations (see page 220). She had already "won" the 100m and 200m as the long jump final began.

Drechsler (6.84) led the qualifiers, ahead of co-favourite May (6.81) and Jones (6.78). May led the final with her first two efforts of 6.76 and 6.82, but was overtaken by '92 champion Drechsler, who sailed out to 6.99 in the third round. She was followed immediately by Jones, who reached 6.92 with her typically low trajectory. Kotova, the other favourite, had a poor competition, reaching her best in round 3 with 6.83. None of the top eight positions changed after round 3, with Jones fouling all three of her jumps, and May again taking the silver. Drechsler equalled Joyner-Kersee's event record of three Olympic medals in the event.

In December 2007 the IOC confirmed Jones's disqualification, and two years later approved the upgrading for Kotova to bronze. Sadly Kotova also went on to be a confirmed drug cheat, following the re-analysis of a sample collected at the 2005 World Championships.

### Athens, 27 Aug 2004

1, (2)	Tatyana Lebedeva	RUS	7.07
2, (4)	Irina Simagina	RUS	7.05
3, (5)	Tatyana Kotova	RUS	7.05
4, (7)	Bronwyn Thompson	AUS	6.96
5, (10)	Anju Bobby George	IND	6.83
6, (3)	Jade Johnson	GBR	6.80
7, (12)	Tünde Vaszi	HUN	6.73w
8, (11)	Bianca Kappler	GER	6.66

(Competitors: 39; Countries: 30; Finalists: 12)

Series	1	2	3	4	5	6
Lebedeva	x	7.07	x	6.82	7.05	x
Simagina	7.05	7.02	x	x	x	x
Kotova	7.05	x	6.84	6.70	x	6.76
Thompson	6.79	x	6.92w	6.96	x	6.70
George	6.83	6.75	x	6.68	6.61	x
Johnson	6.74w	6.80	x	x	x	6.67
Vaszi	6.73w	6.53	6.64	6.59	x	6.63
Kappler	6.26	6.49	6.66			

Ten of the 12 qualifiers reached the automatic qualifying level of 6.65, headed by Lebedeva's 6.95. Simagina and Kotova leapt out to 7.05 on successive first round jumps. Lebedeva's second effort was the gold-winning 7.07, and when Simagina cleared 7.02, after Johnson's pb of 6.80, the three medals were settled. Only Lebedeva was able to reach seven metres again (7.05 in round 5), and the nearest threat came from Thompson's fourth jump of 6.96. Behind her, Marion Jones's 6.85w just edged George's Indian record of 6.83 for fifth place (or so it was thought). The clean sweep was the first the event had seen, and the first in any women's event since 1980.

Vaszi originally placed eighth for the third Games in succession, but because of the 2007 disqualification of Jones from Sydney and Athens, the latter two placings were, eventually, upgraded to seventh.

### Beijing, 23 Aug 2008

1, (9)	Murren Maggi	BRA	7.04
2, (5)	Tatyana Lebedeva	RUS	7.03
3, (12)	Blessing Okagbare	NGR	6.91
4, (11)	Chelsea Hammond	JAM	6.79
5, (1)	Brittney Reese	USA	6.76
6, (6)	Oksana Udmurtova	RUS	6.70
7, (8)	Jade Johnson	GBR	6.64
8, (7)	Grace Upshaw	USA	6.58

(Competitors: 42; Countries: 33; Finalists: 12)

Series	1	2	3	4	5	6
Maggi	7.04	x	x	x	6.73	x
Lebedeva	6.97	x	x	x	x	7.03
Okagbare	6.91	6.62	6.79	6.70	6.83	x
Hammond	6.79	6.68	6.51	x	6.64	6.59
Reese	6.65	6.76	4.23	x	6.46	6.67
Udmurtova	6.69	6.70	6.67	6.61	6.65	6.49
Johnson	6.51	6.64	6.40	6.59	6.43	x
Upshaw	6.58	x	6.52	x	x	x

The big shock in the qualifying round was the elimination of world leader Naide Gomes. The Portuguese had leapt 7.12 in 2008 and in Beijing had two fouls in the range of 7m before managing only 6.29.

The top three positions in the final were settled by the end of the first round, but this was not a competition with an obvious conclusion. To begin with, it had commenced with a substitution. Ukrainian Lyudmila Blonska qualified with 6.76, but failed a doping control test after apparently winning silver in the heptathlon. As a result, Okagbare was advanced to the final in place of Blonska, and rarely has an athlete made so much of a second chance. Lebedeva (6.97) and Maggi (a seasonal best of 7.04) had already determined the top medals when

Okagbare took her first round jump, a lifetime best of 6.91 to ensure the bronze medal. Hammond, fourth placer with 6.79, also achieved her best in the first round. All the jumpers, save one, had jumped their furthest by the end of the second round.

Lebedeva, defending her title, soared to her best jump of the year – 7.03, to fail by the smallest possible margin. Maggi's jump had been perfect on the board, while Lebedeva had left 5.5cm to spare on her 7.03. The Russian accepted defeat graciously, but some other jumpers were less than thrilled by Maggi's win, the Brazilian having served a two-year doping ban to 2005.

### London, 8 Aug 2012

1, (3)	Brittney Reese	USA	7.12
2, (6)	Yelena Sokolova	RUS	7.07
3, (7)	Janay DeLoach	USA	6.89
4, (4)	Ineta Radeviča	LAT	6.88
5, (2)	Anna Nazarova	RUS	6.77
6, (11)	Lyudmila Kolchanova	RUS	6.76
7, (8)	Natasia Mironchik-Ivanova	BLR	6.72
8, (12)	Éloyse Lesueur	FRA	6.67

(Competitors: 30; Countries: 23; Finalists: 12)

Series	1	2	3	4	5	6
Reese	x	7.12	x	x	6.69	x
Sokolova	6.80	7.07	6.84	6.93	6.78	6.79
DeLoach	6.77	x	6.71	6.74	6.89	x
Radeviča	6.88	6.77	6.74	x	x	6.79
Nazarova	x	6.77	x	6.56	6.45	6.62
Kolchanova	x	x	6.76	6.44	x	5.97
Mironchik-Ivanova	6.61	6.62	6.54	6.72	x	4.55
Lesueur	6.57	x	x	x	6.67	x

Reese, who had won all four global titles in 2009-12, was the clear favourite. Yet she barely qualified with a series of x, x, 6.57. Britain's Proctor won that stage of the contest with 6.83. The tables were turned in the final when Proctor failed to make the top eight, while Reese produced the gold medal-winning jump with her second round effort of 7.12 (7.14 from take-off). The American managed only one other fair jump, while Sokolova, her principal opponent, averaged 6.87 for her six efforts. Her best mark of 7.07 also came in the second round, when she took off with no spare distance at the board edge. Alaskan-born and bred DeLoach moved ahead of opening round leader Radeviča with her penultimate jump of 6.89. Reese's win was only the second by an American in the history of the event.

### WOMEN'S LONG JUMP

#### The Best on Points

24	Jackie Joyner-Kersey USA	1984-5, 1988-1, 1992-3, 1996-3
23	Heike Drechsler GDR/GER	1988-2, 1992-1, 2000-1
17	Fiona May GBR/ITA	1988-6, 1996-2, 2000-2

#### Most Finals

5	Willye White USA	1956-2, 1960-16, 1964-12, 1968-11, 1972-11
4	Joyner-Kersey	
3	Olga Gyarmati HUN	1948-1, 1952-10, 1956-11
	Elżbieta Krzesińska POL	1952-12, 1956-1, 1960-2
	Helga Hoffmann GER	1956-10, 1960-6, 1964-8
	Viorica Viscopoleanu ROU	1964-5, 1968-1, 1972-7
	Sheila Sherwood GBR	1964-13, 1968-2, 1972-9
	Jarmila Nygrýnová TCH (CZE)	1972-12, 1976-6, 1980-6
	Drechsler	
	May	
	Agata Karczmarek POL	1988-7, 1992-10, 1996-6
	Tünde Vaszi HUN	1996-8, 2000-7, 2004-7

#### Most Appearances

5	White	
	May	1988-6, 1992-nm/Q, 1996-2, 2000-2, 2004-27Q
	Jackie Edwards BAH	1992-20Q, 1996-14Q, 2000-6, 2004-13=Q, 2008-nm/Q

Women's Long Jump, continued										
Placing Table										
	G	S	B	4	5	6	7	8	M	Points
GER	4	2	1	6	3	2	3	6	7	112
URS/EUN	2	2	6	1	2	2	-	2	10	87
USA	2	2	3	1	2	1	2	1	7	69
RUS	1	3	2	1	1	2	-	1	6	57
POL	1	2	-	1	1	1	1	-	3	36
ROU	2	1	-	1	1	-	1	1	3	35
GBR	1	1	2	-	-	2	1	-	4	35
AUS	-	-	-	1	1	1	3	2	0	20
HUN	1	-	-	-	1	-	2	1	1	17
NED	-	-	-	1	2	-	1	-	0	15
NGR	1	-	1	-	-	-	-	-	2	14
ITA	-	2	-	-	-	-	-	-	2	14
TCH	-	-	1	-	-	2	-	-	1	12
NZL	1	-	-	-	-	-	1	-	1	10
BUL	-	1	-	-	-	1	-	-	1	10
BRA	1	-	-	-	-	-	-	-	1	8
JAM	-	-	-	1	-	1	-	-	0	8
ARG	-	1	-	-	-	-	-	-	1	7
SWE	-	-	1	-	-	-	-	-	1	6
FRA	-	-	-	-	1	-	-	2	0	6
CUB	-	-	-	1	-	-	-	-	0	5
GRE	-	-	-	1	-	-	-	-	0	5
LAT	-	-	-	1	-	-	-	-	0	5
IND	-	-	-	-	1	-	-	-	0	4
UKR	-	-	-	-	1	-	-	-	0	4
BAH	-	-	-	-	-	1	-	1	0	4
SUI	-	-	-	-	-	1	-	-	0	3
BLR	-	-	-	-	-	-	1	-	0	2
NOR	-	-	-	-	-	-	1	-	0	2
<b>Totals</b>	<b>17</b>	<b>17</b>	<b>17</b>	<b>17</b>	<b>17</b>	<b>17</b>	<b>17</b>	<b>17</b>	<b>51</b>	<b>612</b>
Women's Long Jump, continued										
Breakdown of GER placings:										
GER	2	-	1	4	1	1	1	3	3	54
GDR	1	2	-	2	1	-	2	2	3	42
FRG	1	-	-	-	1	1	-	1	1	16
<b>Totals</b>	<b>4</b>	<b>2</b>	<b>1</b>	<b>6</b>	<b>3</b>	<b>2</b>	<b>3</b>	<b>6</b>	<b>7</b>	<b>112</b>
Breakdown of URS/EUN placings:										
RUS	-	1	4	-	1	2	-	2	5	43
UKR	1	1	1	-	1	-	-	-	3	25
KGZ	1	-	-	-	-	-	-	-	1	8
GEO	-	-	1	-	-	-	-	-	1	6
BLR	-	-	-	1	-	-	-	-	0	5
<b>Totals</b>	<b>2</b>	<b>2</b>	<b>6</b>	<b>1</b>	<b>2</b>	<b>2</b>	-	<b>2</b>	<b>10</b>	<b>87</b>
Breakdown of TCH placings:										
SVK	-	-	1	-	-	-	-	-	1	6
CZE	-	-	-	-	-	2	-	-	0	6
<b>Totals</b>	<b>-</b>	<b>-</b>	<b>1</b>	<b>-</b>	<b>-</b>	<b>2</b>	<b>-</b>	<b>-</b>	<b>1</b>	<b>12</b>

Lasovskaya had been the most consistent jumper of 1996, but the World Champion and record holder Kravets was known to be capable of jumping further than anyone else. Lasovskaya led the qualifying with 14.75, and after a desultory opening round which saw 14.30 as the leading jump, the Russian took the lead with 14.98. Tall (1.86) Šárka Kašpárková took the lead on countback with her third round 14.98, and Kravets moved past Hansen (14.49) into third with 14.84. Lasovskaya edged past the Czech with her second best 14.70 (to Kašpárková's 14.69), but the gold then moved out of reach as Kravets connected with the second best jump of all-time – 15.33 – in the fifth round. Iva Prandzheva (BUL) placed fourth initially with 14.92 but was then disqualified for a doping violation.

### Sydney, 24 Sep 2000

1, (8) Tereza Marinova	BUL	15.20
2, (2) Tatyana Lebedeva	RUS	15.00
3, (11) Yelena Govorova	UKR	14.96
4, (10) Yamilé Aldama	CUB	14.30
5, (9) Baya Rahouli	ALG	14.17
6, (6) Cristina Nicolau	ROU	14.17
7, (1) Olga Vasdhéki	GRE	14.15
8, (5) Oksana Rogova	RUS	13.97

(Competitors: 27; Countries: 22; Finalists: 12)

Series	1	2	3	4	5	6
Marinova	15.20	x	x	x	x	x
Lebedeva	14.77	14.66	14.45	14.91	15.00	14.90
Govorova	14.96	x	14.74	14.78	14.69	14.74
Aldama	x	14.22	14.30	x	14.06	13.92
Rahouli	13.92	x	14.17	14.11	13.95	13.95
Nicolau	13.99	x	14.01	x	13.51	14.17
Vasdhéki	14.06	x	12.81	x	14.15	x
Rogova	13.90	13.97	x	13.71	x	13.95

Lebedeva began as favourite, with one loss in 14 competitions prior to Sydney, and the second-longest jump of all-time of 15.32 two weeks prior to the Games. She led the qualifying with 14.91 from Govorova (14.76), who was expected to win a medal, and Marinova (14.73), who was not.

The final was held on a cold wet evening, with headwinds through most of the competition. In the circumstances the opening jump by Marinova of 15.20, the fourth best ever, was a killer blow. Govorova jumped an excellent 14.96 in the opening round, while Lebedeva reached 14.77. The weather deteriorated as the event proceeded, so Lebedeva's fighting efforts of three jumps at 14.90 or better in the second half of the competition, topped by 15.00 in the penultimate round, were truly excellent.

## Triple Jump

1928-1992: Not held

### Atlanta, 31 Jul 1996

1, (10) Inessa Kravets	UKR	15.33OR
2, (5) Inna Lasovskaya	RUS	14.98
3, (4) Šárka Kašpárková	CZE	14.98
4, (12) Ashia Hansen	GBR	14.49
5, (11) Olga Vasdhéki	GRE	14.44
6, (1) Ren Ruiping	CHN	14.30
7, (2) Rodica Mateescu	ROU	14.21
8, (7) Jeļena Blaževića	LAT	14.12

(Competitors: 32; Countries: 23; Finalists: 12)

Series	1	2	3	4	5	6
Kravets	x	14.40	14.84	x	15.33	14.75
Lasovskaya	x	14.98	x	14.66	14.70	14.21
Kašpárková	x	14.45	14.98	14.69	x	14.48
Hansen	13.61	14.49	13.75	14.35	14.24	14.30
Vasdhéki	13.94	14.44	14.39	x	14.17	14.33
Ren	14.30	14.11	13.80	13.70	13.75	13.91
Mateescu	x	13.92	14.21	14.07	13.68	x
Blaževića	13.98	14.12	13.88	-	-	-

### Athens, 23 Aug 2004

1, (13) Françoise Mbango	CMR	15.30
2, (14) Hrysopiyí Devetzi	GRE	15.25
3, (4) Tatyana Lebedeva	RUS	15.14
4, (7) Trecia Smith	JAM	15.02
5, (10) Yamilé Aldama	SUD	14.99
6, (1) Baya Rahouli	ALG	14.86
7, (8) Magdelin Martinez	ITA	14.85
8, (2) Anna Pyatykh	RUS	14.79

(Competitors: 39; Countries: 30; Finalists: 15)

Series	1	2	3	4	5	6
Mbango	x	15.30	15.02	15.17	15.21	15.30
Devetzi	14.96	14.59	15.14	15.25	x	14.92
Lebedeva	x	14.84	14.95	x	15.04	15.14
Smith	x	15.02	13.23	x	x	14.70
Aldama	x	14.90	14.74	14.99	13.92	14.19
Rahouli	14.75	14.86	14.57	14.76	x	14.68
Martinez	14.70	14.85	14.58	14.50	14.51	14.76
Pyatykh	14.16	14.58	x	x	x	14.79

The general wisdom before the event was that Lebedeva was a far stronger favourite than she would be in the long jump. That thinking

was initially dented by Devetzi's monster jump of 15.32 in the qualifying round, which moved her to third place on the all-time list. Devetzi led at the end of the first round in the final with 14.96, but was overtaken in round two by Smith (15.02), and then Mbango, who jumped 15.30. Devetzi reacted with a jump of 15.14 to move into second place, and then improved to 15.25 in round four. Lebedeva was struggling with her run-up and had managed 14.95 for fourth place, and finally moved into a medal-winning position with 15.04 in round four, which she endorsed with her last jump of 15.14. Meanwhile Mbango had been putting together a magnificent series, which she rounded off with another jump of 15.30, her fifth successive jump beyond 15 metres in a series which averaged 15.20 to prove that she was unquestionably the best on the day.

### Beijing, 17 Aug 2008

1, (9)	Françoise Mbango	CAM	15.39OR
2, (8)	Tatyana Lebedeva	RUS	15.32
3, (7)	Hrysopiýi Devetzi	GRE	15.23
4, (12)	Olga Rypakova	KAZ	15.11
5, (2)	Yargelis Savigne	CUB	15.05
6, (3)	Marija Šestak	SLO	15.03
7, (6)	Viktoriya Gurova	RUS	14.77
8, (11)	Anna Pyatykh	RUS	14.73

(Competitors: 36; Countries: 26; Finalists: 12)

Series	1	2	3	4	5	6
Mbango	15.19	15.39	x	14.82	x	14.88
Lebedeva	15.00	15.17	15.32	14.40	x	x
Devetzi	14.96	15.23	x	x	x	x
Rypakova	x	14.83	14.93	15.03	15.11	x
Savigne	x	14.87	14.77	15.05	x	14.91
Šestak	15.03	14.65	x	14.46	14.47	14.75
Gurova	14.38	14.04	14.77	x	14.65	x
Pyatykh	14.67	14.73	14.57	x	14.67	14.28

World Champion Savigne led the qualifiers with 14.99. This was exceeded in the final on the third jump of the competition by Šestak with 15.03, and Lebedeva (15.00) and Mbango (15.19) soon joined her at the 15m level. Devetzi moved into the lead in round 2 with 15.23 (15.29 toe to heel), and was followed by Lebedeva who improved to 15.17. Next up was defending champion Mbango, who had competed sparingly since her Athens win having taken off 2006 and 2007 for maternity. The 32 year-old Cameroonian hit the board with one centimetre to spare then hopped 5.48, stepped 4.69 and jumped 5.22 for a total of 15.39. Not only was this an Olympic and Commonwealth record, it was also the second-longest of all time after the long-standing world record of Inessa Kravets.

Lebedeva made a fine riposte with 15.32 in the third round, but none of the top three cleared 15m again. They were joined by Rypakova – a national record of 15.11 – and Savigne (15.05) as six women were over 15m in the same competition for the first time. The three medalists were the same as in 2004. This was the first such occurrence in an Olympic event for women, for men it had occurred at 5000m in 1924/28 the javelin throw in 1992/96.

### London, 5 Aug 2012

1, (8)	Olga Rypakova	KAZ	14.98
2, (7)	Caterine Ibargüen	COL	14.80
3, (12)	Olga Saladuhka	UKR	14.79
4, (2)	Hanna Khnyazheva	UKR	14.56
5, (10)	Yamilé Aldama	GBR	14.48
6, (3)	Kim Williams	JAM	14.48
7, (5)	Trecia Smith	JAM	14.35
8, (9)	Viktoriya Gurova/Valyukevich	RUS	14.24

(Competitors: 35; Countries: 24; Finalists: 12)

Series	1	2	3	4	5	6
Rypakova	14.54	x	14.98	x	14.89	14.40
Ibargüen	14.45	13.99	14.67	14.37	14.35	14.80

Series	1	2	3	4	5	6
Saladuha	13.92	14.48	x	14.53	14.51	14.79
Khnyazheva	x	14.56	14.16	14.14	14.16	x
Aldama	14.10	14.09	14.39	14.32	14.43	14.48
Williams	14.35	x	14.48	14.19	x	14.20
Smith	x	x	14.35	14.34	13.74	x
Valyukevich	14.24	13.75	14.18	13.75	14.15	x

Rypakova had a scare in the qualifying round, only advancing with her final jump of 14.79, which led the qualifiers. The tall, lean (1.83/62kg) Kazakh led from the start in the final, overtaking Ibargüen's 14.45 with 14.54. In the third round the Colombian countered with 14.67, to which Rypakova responded immediately with the winning effort of 14.98. That was comprised of a 4.78 hop, 4.49 step and a massive 5.71 jump. She took off 16.3cm before the board for a gross total distance of 15.143.

Languishing in fifth, World Champion Saladukha improved to second place with her final jump of 14.79, only to be overtaken by Ibargüen's 14.80 (14.977 toe to heel). For the first time the event was won with a jump of less than 15m; while the top three had slight following winds, 49 of the 60 jumps in the final suffered from negative wind readings.

### WOMEN'S TRIPLE JUMP

#### The Best on Points

20	Tatyana Lebedeva	RUS	2000-2, 2004-3, 2008-2
16	Françoise Mbango	CMR	2004-1, 2008-1
13	Chrisopiýi Devetzi	GRE	2004-2, 2008-3
	Yamilé Aldama	CUB/SUD/GBR	2000-4, 2004-5, 2012-5
	Olga Rypakova	KAZ	2008-4, 2012-1

#### Most Finals

4	Lebedeva	2000-2, 2004-3, 2008-2, 2012-10
3	Olga Vasdhéki	1996-5, 2000-7, 2004-11
	Yelena Govorova	1996-9, 2000-3, 2004-10
	Mbango	2000-10, 2004-1, 2008-1
	Trecia Smith	2004-4, 2008-11, 2012-7

#### Most Appearances

4	Lebedeva	
	Aldama	2000-4, 2004-5, 2008-nm/Q, 2012-5
3	Šárka Kašpárková	1996-3, 2000-nm/, 2004-26Q
	Vasdhéki	
	Govorova	
	Mbango	2000-10, 2004-1, 2008-1
	Carlota Castrejana	2000-18Q, 2004-18Q, 2008-16Q
	Baya Rahouli	2000-5, 2004-6, 2008-22Q
	Smith	
	Viktoriya Gurova/Valyukevich	2004-21Q, 2008-7, 2012-8
	Athanasía Pérra	2004-33Q, 2008-nm/Q, 2012-33Q
	Marija Martinović/Šestak	2000-22Q, 2008-6, 2012-11
	Anastasiya Juravlyeva	2004-27Q, 2008-29Q, 2012-29Q

#### Placing Table

	G	S	B	4	5	6	7	8	M	Points
RUS	-	3	1	-	-	-	1	4	4	33
UKR	1	-	2	1	-	-	-	-	3	25
GRE	-	1	1	-	1	-	1	-	2	19
CMR	2	-	-	-	-	-	-	-	2	16
KAZ	1	-	-	1	-	-	-	-	1	13
JAM	-	-	-	1	-	1	1	-	0	10
CUB	-	-	-	1	1	-	-	-	0	9
GBR	-	-	-	1	1	-	-	-	0	9
BUL	1	-	-	-	-	-	-	-	1	8
COL	-	1	-	-	-	-	-	-	1	7
ALG	-	-	-	-	1	1	-	-	0	7
CZE	-	-	1	-	-	-	-	-	1	6
ROU	-	-	-	-	-	1	1	-	0	5
SUD	-	-	-	-	1	-	-	-	0	4
CHN	-	-	-	-	-	1	-	-	0	3
SLO	-	-	-	-	-	1	-	-	0	3
ITA	-	-	-	-	-	-	1	-	0	2
LAT	-	-	-	-	-	-	-	1	0	1
<b>Totals</b>	<b>5</b>	<b>5</b>	<b>5</b>	<b>5</b>	<b>5</b>	<b>5</b>	<b>5</b>	<b>5</b>	<b>15</b>	<b>180</b>



**Shot Put**

1928-1936: Not held

**London, 4 Aug 1948**

1, (5)	Micheline Ostermeyer	FRA	13.75OR
2, (6)	Amelia Piccinini	ITA	13.095
3, (9)	Ine Schäffer	AUT	13.08
4, (11)	Paulette Veste	FRA	12.985
5, (2)	Jaroslava Komárková	CZE TCH	12.92
6, (1)	Anni Bruk	AUT	12.50
7, (7)	Marija Radosavljević	SRB YUG	12.355
8, (8)	Bevis Reid	GBR	12.17

(Competitors: 26; Countries: 17; Finalists: 12)

Ostermeyer won with her first throw, but her task would have been infinitely more difficult had the USSR throwers been allowed to compete. The top three Soviets were all 14m throwers, the best of them being Tatyana Sevryukova who reached 14.77 in 1948.

**Helsinki, 26 Jul 1952**

1, (9)	Galina Zybina	RUS	URS	15.28WR
2, (5)	Marianne Werner	GER/FRG		14.57
3, (10)	Klavdiya Tochenova	RUS	URS	14.50
4, (12)	Tamara Tyshkevich	RUS	URS	14.42
5, (13)	Gertrud Kille	GER/FRG		13.84
6, (14)	Yvette Williams	NZL		13.35
7, (4)	Marija Radosavljević	SRB YUG		13.30
8, (2)	Meeri Saari	FIN		13.02

(Competitors: 20; Countries: 13)

Series	1	2	3	4	5	6
Zybina	15.00	14.58	14.04	14.55	14.33	15.28
Werner	13.89	13.91	x	x	14.04	14.57
Tochenova	14.42	x	14.50	14.11	14.06	14.35
Tyshkevich	14.42	14.13	13.57	14.00	13.45	13.88
Kille	x	12.49	13.48	13.77	13.74	13.84
Williams	12.27	11.54	13.35	12.68	12.28	11.73
Radosaljevic	13.23	x	13.30			
Saari	12.05	12.61	13.02			

Zybina had broken the world record with 15.19 in a domestic meeting in Vyborg four weeks before the Games, though Tyshkevich was considered favourite after a better-publicised effort of 14.94. Zybina set out her stall immediately with 15.00 to lead from the 14.42 efforts by Tochenova and the huge (1.73/116kg) Tyshkevich. The positions remained the same until the final round, when Werner moved from fourth to second with her 14.57, and Zybina more than confirmed her 15.19 with a world record of 15.28.

**Melbourne, 30 Nov 1956**

1, (15)	Tamara Tyshkevich	RUS	URS	16.59OR
2, (10)	Galina Zybina	RUS	URS	16.53
3, (14)	Marianne Werner	GER/FRG		15.61
4, (6)	Zinaida Doynikova	RUS	URS	15.54
5, (13)	Valerie Sloper	NZL		15.34
6, (2)	Earlene Brown	USA		15.12
7, (5)	Regina Branner	AUT		14.60
8, (11)	Nada Kotlušek	SLO	YUG	14.56

(Competitors: 18; Countries: 10; Finalists: 15)

Series	1	2	3	4	5	6
Tyshkevich	16.13	14.80	16.32	15.92	15.45	16.59
Zybina	16.35	16.32	15.82	16.28	16.48	16.53
Werner	15.61	15.56	15.46	x	15.01	15.53
Doynikova	x	15.54	15.32	15.23	15.24	15.52
Sloper	15.16	14.57	15.34	13.68	14.42	14.95
Brown	14.41	14.75	14.56	14.50	14.89	15.12
Branner	14.04	14.60	x			
Kotlušek	14.52	14.56	14.27			

Between Helsinki and Melbourne, Zybina broke the world record 12 times, with seven of those records ratified, and was favoured to win after a 16.76 world record in October. Zybina opened with 16.35, and led from her great rival Tyshkevich, who started with 16.13 and improved to 16.32 in the third round. Zybina increased her lead in the fifth round with 16.48 and finished off with 16.53, only to see her teammate overtake her with 16.59, improving her personal best by seven centimetres in the process. Doynikova won the battle for bronze from the surprising Val Sloper and big (1.75/114kg) but light footed Earlene Brown. Tyshkevich – at 113kg some 3kg lighter than in 1952 – was the heaviest-ever women's Olympic athletics champion.

**Rome, 2 Sep 1960**

1, (8)	Tamara Press	RUS	URS	17.32OR
2, (4)	Johanna Lüttge	GER/GDR		16.61
3, (11)	Earlene Brown	USA		16.42
4, (10)	Valerie Sloper	NZL		16.39
5, (9)	Zinaida Doynikova	RUS	URS	16.13
6, (1)	Renate Garisch	GER/GDR		15.94
7, (3)	Galina Zybina	RUS	URS	15.56
8, (2)	Wilfriede Hoffmann	GER/GDR		15.14

(Competitors: 18; Countries: 12; Finalists: 12)

Series	1	2	3	4	5	6
Press	16.08	17.32	16.40	16.19	16.20	16.14
Lüttge	16.21	16.59	15.74	15.20	15.40	16.61
Brown	15.73	16.34	16.06	15.80	15.95	16.42
Sloper	16.11	16.26	15.72	16.39	16.21	16.07
Doynikova	x	15.72	15.40	15.65	16.13	15.52
Garisch	15.61	15.94	15.40	15.07	15.20	15.60
Zybina	13.82	15.56	15.37			
Hoffmann	14.87	14.75	15.14			

Tamara Press, older sister of Irina, the 80m hurdles winner, had three times improved Zybina's world record, culminating in 17.78 three weeks before the Games, and was naturally the favourite for gold. Medal contenders Brown and Sloper led the qualifiers with 16.15 and 16.07 respectively. After Lüttge led the first round with 16.21, Press exploded with 17.32, the third-best throw ever, and the title was settled. Lüttge won the battle for silver with two efforts beyond the best of Brown and Sloper. Down in seventh place was Zybina, who had suffered a rare bad day, finishing more than a metre down on her season's best of 16.73.

**Tokyo, 20 Oct 1964**

1, (11)	Tamara Press	RUS	URS	18.14OR
2, (2)	Renate Garisch	GER/GDR		17.61
3, (10)	Galina Zybina	RUS	URS	17.45
4, (12)	Valerie Sloper/Young	NZL		17.26
5, (8)	Margitta Helmbold	GER/GDR		16.91
6, (3)	Irina Press	RUS	URS	16.71
7, (5)	Nancy McCredie	CAN		15.89
8, (1)	Ana Salagean	ROU		15.83

(Competitors: 16; Countries: 11; Finalists: 12)

Series	1	2	3	4	5	6
T. Press	17.51	17.72	17.18	16.49	x	18.14
Garisch	17.41	17.10	16.38	17.61	17.00	17.01
Zybina	17.38	17.25	17.45	17.42	16.65	17.36
Sloper/Young	17.08	15.84	16.81	17.26	17.24	17.23
Helmbold	16.67	15.87	x	16.60	16.91	16.34
I. Press	x	16.50	x	15.81	15.78	16.71
McCredie	15.89	15.13	15.27			
Salagean	15.79	15.83	15.70			

Tamara Press was nearly a metre ahead of the opposition on the pre-Olympic lists, and led from the start with 17.51 in the first round, just ahead of Garisch (17.41) and veteran teammate Zybina (17.38). Press



improved in round 2 with 17.72, but the other two reacted well, with Garisch throwing 17.61, Zybina 17.45, and Sloper joining them over 17m with 17.26 in the fourth round. Press had the last word, though, further improving her Olympic record with 18.14 in the final round. Zybina finished her career with a full set of shot medals as well as European championship medals in all three throwing events.

### Mexico City, 20 Oct 1968

1, (1) Margitta Helmbold/Gummel	GDR	19.61	WR
2, (14) Marita Lange	GDR	18.78	
3, (6) Nadezhda Chizhova	RUS URS	18.19	
4, (9) Judit Bognár	HUN	17.78	
5, (5) Renate Garisch/Boy	GDR	17.72	
6, (10) Ivanka Khristova	BUL	17.25	
7, (13) Marlene Fuchs	FRG	17.11	
8, (11) Els van Noorduyen	NED	16.23	

(Competitors: 14; Countries: 10)

Series	1	2	3	4	5	6
Gummel	18.53	17.88	19.07	18.30	19.61	18.59
Lange	18.78	x	18.17	18.47	18.20	18.26
Chizhova	18.19	x	18.03	17.62	17.49	17.26
Bognár	17.14	17.30	17.21	17.78	17.75	16.83
Garisch/Boy	17.67	17.15	17.68	17.49	17.72	17.69
Khristova	16.65	17.25	16.85	x	x	17.20
Fuchs	17.11	16.56	x	x	x	16.19
van Noorduyen	15.89	15.71	14.97	15.54	16.23	16.10

A month before the Games, Gummel improved Chizhova's world record by 20cm to 18.87, but the European Champion was still regarded as the one to beat. Gummel opened with 18.53, while Chizhova reached 18.19, which would be her best of the day. The biggest surprise of the round came with Lange's throw, the second-longest ever at 18.78. Gummel then broke the world record in round 3 with 19.07, and then shattered her new record with 19.61 in the fifth round. Lange had four throws beyond the best of Chizhova, while Gummel's full series averaged 18.66, one centimetre less than the ratified world record.

### Munich, 7 Sep 1972

1, (9) Nadezhda Chizhova	RUS URS	21.03	WR
2, (11) Margitta Gummel	GDR	20.22	
3, (8) Ivanka Khristova	BUL	19.35	
4, (4) Esfir Dolzhenko	MDA URS	19.24	
5, (13) Marianne Adam	GDR	18.94	
6, (10) Marita Lange	GDR	18.85	
7, (7) Helena Fibingerová	CZE TCH	18.81	
8, (12) Elena Stoyanova	BUL	18.34	

(Competitors: 18; Countries: 11; Finalists: 13)

Series	1	2	3	4	5	6
Chizhova	21.03	20.36	20.58	19.97	x	x
Gummel	18.46	18.83	19.55	20.22	19.53	x
Khristova	19.35	x	19.22	x	18.82	18.95
Dolzhenko	18.43	19.24	x	18.74	x	x
Adam	18.75	x	18.58	18.94	18.91	18.71
Lange	x	18.46	18.29	18.85	18.38	18.71
Fibingerová	18.62	x	x	18.59	18.81	x
Stoyanova	18.24	17.75	18.34	x	17.55	x

Chizhova had beaten Gummel's 1968 world record on seven occasions in the four seasons leading into Munich and wanted revenge for her 1968 defeat. The first round settled scores, with Chizhova launching the shot out to a world record 21.03, almost a metre beyond Gummel's best-ever effort of 20.11. The number two thrower of all-time strove mightily, and her 20.22 was a personal best, but it followed throws of 20.36 and 20.58 by Chizhova, who dominated the event. Khristova edged Dolzhenko by 11cm for third, with Adam and Lange rounding out the top six, as each of the top six produced the best mark ever for the order of finish.

### Montreal, 31 Jul 1976

1, (6) Ivanka Khristova	BUL	21.16	OR
2, (12) Nadezhda Chizhova	RUS URS	20.96	
3, (5) Helena Fibingerová	CZE TCH	20.67	
4, (3) Marianne Adam	GDR	20.55	
5, (2) Ilona Schoknecht	GDR	20.54	
6, (1) Margitta Droese	GDR	19.79	
7, (10) Eva Wilms	FRG	19.29	
8, (9) Elena Stoyanova	BUL	18.89	

(Competitors: 13; Countries: 8)

Series	1	2	3	4	5	6
Khristova	19.96	20.88	20.67	20.47	21.16	20.19
Chizhova	20.84	20.96	x	-	14.16	x
Fibingerová	x	19.68	20.15	x	20.67	x
Adam	20.55	x	x	x	18.15	19.50
Schoknecht	20.52	19.78	19.65	19.80	19.72	20.54
Droese	x	17.53	19.15	x	19.64	19.79
Wilms	x	19.11	19.29	19.29	x	x
Stoyanova	18.89	18.50	18.85	x	x	18.61

The imposing (1.83/84kg) Marianne Adam had improved the world record to 21.67 in 1976, only to be overtaken by veteran Khristova who twice upped the record to 21.89 four weeks before the Olympics. These two were expected to battle for gold as the four-time European Champion Chizhova was recovering from a back injury. Her opening throw of 20.84 signalled a recovery, and she reached a season's best of 20.96 in the next round, to retake the lead from Khristova's 20.88. Behind them Adam had thrown 20.55 in the first round and her 19 year-old teammate Schoknecht was fourth with 20.52. The fifth round saw the only major changes as Fibingerová moved into the bronze medal position with 20.67, and was followed by Khristova, who pumped out the winner of 21.16 with the next throw.

### Moscow, 24 Jul 1980

1, (14) Ilona Schoknecht/Slupianek	GDR	22.41	OR
2, (9) Svetlana Krachevskaya	RUS URS	21.42	
3, (4) Margitta Droese/Pufe	GDR	21.20	
4, (7) Nunu Abashidze	UKR URS	21.15	
5, (6) Verzhiniya Veselinova	BUL	20.72	
6, (2) Elena Stoyanova	BUL	20.22	
7, (1) Natalya Akhrimenko	RUS URS	19.74	
8, (10) Ines Reichenbach	GDR	19.66	

(Competitors: 14; Countries: 8)

Series	1	2	3	4	5	6
Slupianek	22.41	21.81	21.42	21.60	22.00	21.85
Krachevskaya	20.00	20.67	21.42	x	21.03	x
Droese/Pufe	21.20	21.07	20.42	20.72	20.05	20.36
Abashidze	20.74	x	x	x	20.02	21.15
Veselinova	20.72	19.75	20.55	20.37	x	x
Stoyanova	20.22	19.80	19.56	19.83	20.00	20.18
Akhrimenko	19.64	19.63	19.74	x	x	19.28
Reichenbach	19.19	19.66	19.49	19.03	19.65	19.63

Slupianek had thrown 21.75 or better 11 times before Moscow, a distance no-one else reached in 1980. After her teammate Pufe broke the Olympic record with 21.20, Slupianek stepped up for her first throw, and whipped the 4kg ball out to 22.41, the second-furthest of all-time. Slupianek, who had missed most of the 1978 season on a drug suspension, proceeded to dominate the competition, with her worst throw, matched just once by anyone else. That was by Svetlana Krachevskaya – fourth in '72 as Esfir Dolzhenko, ninth in '76 as Esfir Krachevskaya – the only finalist to set a personal best. Pufe kept her grip on the bronze medal, although she was threatened by Abashidze who reached 21.15 in the final round.

The winner was later named as the world's top woman of the year by *Track & Field News*.

**Los Angeles, 3 Aug 1984**

1, (1)	Claudia Losch	FRG	20.48
2, (11)	Mihaela Loghin	ROU	20.47
3, (4)	Gael Martin	AUS	19.19
4, (9)	Judy Oakes	GBR	18.14
5, (8)	Li Meisu	CHN	17.96
6, (7)	Venissa Head	GBR	17.90
7, (12)	Carol Cady	USA	17.23
8, (10)	Florența Crăciunescu	ROU	17.23

(Competitors: 13; Countries: 8)

Series	1	2	3	4	5	6
Losch	19.97	20.31	19.33	20.06	19.96	20.48
Loghin	19.67	19.73	19.95	20.47	20.25	20.09
Martin	18.10	19.19	18.75	18.53	x	18.34
Oakes	18.14	17.76	18.01	18.08	x	17.81
Li	17.37	x	17.44	17.96	17.61	17.19
Head	x	17.90	x	17.37	15.59	16.40
Cady	17.22	17.23	17.10	16.83	16.32	17.19
Crăciunescu	16.62	17.23	17.10	16.45	x	17.05

Losch was thought to have the measure of Loghin, having beaten her by nearly half a metre at the European Indoor championships. The West German confirmed this advantage with her opening two throws, reaching 19.97 and then 20.31, while Loghin managed 19.73. However, the Romanian closed up with 19.95 and then took the lead with 20.47. Losch threw 19.96 before the competition was interrupted for a victory ceremony which gave her time to “think about my technique for the last throw”. She reached 20.48 to take the gold by a centimetre. Martin was the one other athlete to reach 19m, and the standard slid sharply, as only Oakes of the other throwers could reach 18m. The Eastern bloc “Druzhba” meeting saw Lisovskaya throw 21.96, as Losch placed seventh with 19.78.

**Seoul, 1 Oct 1988**

1, (2)	Natalya Lisovskaya	RUS	URS	22.24
2, (4)	Kathrin Neimke	GDR		21.07
3, (9)	Li Meisu	CHN		21.06
4, (12)	Ines Reichenbach/Müller	GDR		20.37
5, (6)	Claudia Losch	FRG		20.27
6, (1)	Heike Hartwig	GDR		20.20
7, (11)	Natalya Akhriemenko	RUS	URS	20.13
8, (8)	Huang Zhihong	CHN		19.82

(Competitors: 25; Countries: 14; Finalists: 12)

Series	1	2	3	4	5	6
Lisovskaya	21.69	21.49	21.24	21.74	21.11	22.24
Neimke	19.64	20.07	19.82	20.37	20.72	21.07
Li	19.99	20.03	20.72	20.49	21.06	20.84
Müller	20.37	19.34	x	x	19.55	20.34
Losch	20.08	x	19.40	20.27	x	x
Hartwig	19.94	20.20	19.71	20.16	x	19.75
Akhriemenko	19.37	19.86	19.18	x	19.60	20.13
Huang	18.26	19.15	19.82	19.79	19.73	19.56

In defence of her title Losch led the qualifiers with 20.39, but Lisovskaya – undefeated since 1986 – was favourite, and she dominated the event in a Slupianek-like way. Her first throw of 21.69 won the gold medal, and her six throws averaged 21.58, well in advance of the 21.07 and 21.06 thrown by the other medallists, Neimke and Li. Only Slupianek’s 22.41 in Moscow was better in any international championship of the 20th century. Lisovskaya later married double hammer champion Yuriy Sedykh.

**Barcelona, 7 Aug 1992**

1, (12)	Svetlana Krivelyova	RUS	EUN	21.06
2, (11)	Huang Zhihong	CHN		20.47
3, (10)	Kathrin Neimke	GER		19.78

4, (7)	Belsis Laza	CUB		19.70
5, (4)	Zhou Tianhua	CHN		19.26
6, (9)	Svetla Mitkova	BUL		19.23
7, (2)	Stephanie Storp	GER		19.10
8, (1)	Vita Pavlysh	UKR	EUN	18.69

(Competitors: 18; Countries: 11; Finalists: 12)

Series	1	2	3	4	5	6
Krivelyova	20.34	20.09	x	19.99	20.89	21.06
Huang	20.25	20.19	20.47	x	20.11	20.44
Neimke	19.61	18.56	19.56	19.22	x	19.78
Laza	18.78	19.70	x	x	18.69	18.75
Zhou	19.11	18.66	18.64	19.26	18.34	18.57
Mitkova	19.23	x	x	19.09	19.21	19.19
Storp	17.58	19.10	19.08	x	18.96	18.43
Pavlysh	18.69	x	x	x	18.61	x

Huang, the World Champion, was pre-Olympic favourite, but the qualifying round was led by Krivelyova (19.98) from Lisovskaya (19.58). Huang was the first over 20m in the final with her opening throw of 20.25, and was immediately followed by Krivelyova with 20.34. Neimke was in third with 19.61, but was overtaken by Laza in the second round. Huang regained the lead with her third round put of 20.47, which remained the lead until Krivelyova reached 20.89 in round 5. Neimke improved enough in the last round to take bronze with her 19.78, while Krivelyova finished off the competition with the only 21m throw of the day, 21.06. The former champion, Lisovskaya, managed just one fair throw of 18.60 to place ninth.

**Atlanta, 2 Aug 1996**

1, (12)	Astrid Kumbernuss	GER		20.56
2, (7)	Sui Xinmei	CHN		19.88
3, (6)	Irina Khudorozhkina	RUS		19.35
4, (8)	Vita Pavlysh	UKR		19.30
5, (5)	Connie Price-Smith	USA		19.22
6, (10)	Stephanie Storp	GER		19.06
7, (1)	Kathrin Neimke	GER		18.92
8, (2)	Irina Korzhanenko	RUS		18.68

(Competitors: 26; Countries: 16; Finalists: 12)

Series	1	2	3	4	5	6
Kumbernuss	20.56	x	19.67	x	x	20.47
Sui	19.06	18.95	19.88	19.24	19.21	19.43
Khudorozhkina	19.35	x	x	x	-	-
Pavlysh	17.30	18.20	19.30	18.21	19.23	x
Price-Smith	18.44	18.61	19.22	x	x	x
Storp	18.91	x	x	18.06	18.25	19.06
Neimke	17.87	18.40	18.92	x	18.62	18.65
Korzhanenko	18.43	x	18.55	18.65	18.50	18.68

Kumbernuss had won 37 successive competitions prior to Atlanta and her qualifying throw of 19.93 was more than half a metre ahead of anyone else. She repeated the dose two days later with her first round throw of 20.56. Only Sui’s third round throw of 19.88 was within a metre of Kumbernuss’s best. The German had only two other fair throws, the latter of which was 20.47. Khudorozhkina’s opening throw of 19.35 was good enough to hold off Pavlysh (19.30) and Price-Smith (19.22) for the bronze.

**Sydney, 28 Sep 2000**

1, (5)	Yanina Korolchik	BLR		20.56
2, (12)	Larisa Peleshenko	RUS		19.92
3, (9)	Astrid Kumbernuss	GER		19.62
4, (2)	Svetlana Krivelyova	RUS		19.37
5, (4)	Krystyna Zabawska	POL		19.18
6, (10)	Yumileidi Cumbá	CUB		18.70
7, (8)	Kalliópi Ouzóúni	GRE		18.63
8, (1)	Nadine Kleinert-Schmitt	GER		18.49

(Competitors: 25; Countries: 18; Finalists: 12)

Series	1	2	3	4	5	6
Korolchik	19.43	x	18.76	19.11	x	20.56
Peleshenko	19.16	19.92	19.79	x	x	19.60
Kubernuss	19.38	19.24	18.73	18.76	18.89	19.62
Krivelyova	18.84	18.60	19.04	19.12	19.37	19.36
Zabawska	18.61	17.93	19.18	18.39	x	17.16
Cumbá	18.33	18.30	18.70	x	x	x
Ouzóúni	18.45	x	18.63	18.34	x	17.09
Kleinert-Schmitt	x	18.49	18.33	x	x	x

This was expected to Germany versus Russia, with reigning champion Kubernuss battling '92 winner Krivelyova, Larisa Peleshenko (1.87/95kg), and Kleinert-Schmitt. Korolchik surprisingly led the qualifying with 19.36, and improved to 19.43 in the first round of the final. Kubernuss reached 19.38 in round 1, while Peleshenko took over the lead with her second throw of 19.92.

The medal places remained unchanged till the final round, though Krivelyova improved to 19.37 in round 5. Kubernuss moved into 2nd with her final throw of 19.62, and then the big but athletic (1.87/87kg) Korolchik pumped out her lifetime best throw of 20.56 to defeat the stunned Peleshenko.

### Olympia, 18 Aug 2004

Ostapchuk is third, but the IOC have not (as at June 10, 2016) publicly confirmed her as bronze medallist following their stripping of the that medal from Svetlana Krivelyova RUS

1, (7)	Yumileidi Cumbá	CUB	19.59
2, (3)	Nadine Kleinert	GER	19.55
3, (12)	Nadezhda Ostapchuk	BLR	19.01
4, (6)	Natalya Khoronenko	BLR	18.96
5, (1)	Krystyna Zabawaska	POL	18.64
6, (10)	Misleydis Gonzalez	CUB	18.59
7, (4)	Valerie Adams	NZL	18.56
8, (2)	Li Meiju	CHN	18.37

(Competitors: 38; Countries: 28; Finalists: 12)

Series	1	2	3	4	5	6
Cumbá	x	18.39	18.74	x	x	19.59
Kleinert	18.77	19.55	19.17	18.55	x	x
Ostapchuk	18.25	x	19.01	x	x	x
Khoronenko	18.82	18.09	18.87	17.80	18.59	18.96
Zabawska	x	17.97	18.64	x	18.60	x
Gonzalez	17.33	18.25	18.59	18.52	x	x
Adams	18.56	x	17.93			
Li	17.82	17.61	18.27			
Korzhanenko	20.41	20.70	21.06	20.04	x	x
Krivelyova	18.55	19.49	19.29	19.15	19.20	18.44

Irina Korzhanenko was the favourite after beating Svetlana Krivelyova, the 1992 Olympic winner, in the Russian indoor and outdoor championships. Korzhanenko hadn't competed at the World Indoor Championships, but appeared at Olympia. Her four valid puts – 20.41, 20.70, 21.06 and 20.04 – averaged 20.55, almost a metre beyond the best of anyone else. However, on August 23, 2004 it was announced that she had tested positive (on August 18) for Stanozolol, a prohibited anabolic steroid. The title reverted to Cumbá, who had been languishing in sixth place before her last throw. She took the title from Kleinert, whose silver medal was a consolation for Germany after 1996 winner Kubernuss had surprisingly failed to make the final.

The bronze medal was redistributed to Krivelyova with her second-round effort of 19.49, backed up with efforts of 19.29, 19.20 and 19.15. Unfortunately, she was to become the first athlete to be stripped of a re-allocated Olympic medal. A later analysis of the Russian's doping sample, collected in Athens and then frozen, revealed the presence of a prohibited substance. In December 2012, she was disqualified and her medal withdrawn by the IOC. The placings above have been adjusted logically, but as at June 10, 2016 the IOC have not re-allocated Krivelyova's medal. So Ostapchuk, who would be involved in future doping violations herself as reported, is third but not a bronze medalist.

### Beijing, 16 Aug 2008

1, (4)	Valerie Adams/Vili	NZL	20.56
2, (10)	Natalya Khoronenko/Mikhnevich	BLR	20.28
3, (14)	Nadezhda Ostapchuk	BLR	19.86
4, (15)	Misleydis González	CUB	19.50
5, (5)	Gong Lijiao	CHN	19.20
6, (13)	Anna Omarova	RUS	19.08
7, (11)	Nadine Kleinert	GER	19.01
8, (8)	Li Meiju	CHN	19.00

(Competitors: 35; Countries: 22; Finalists: 15)

Series	1	2	3	4	5	6
Vili	20.56	20.40	20.26	20.01	20.52	x
Mikhnevich	19.16	20.28	19.87	19.82	19.94	20.10
Ostapchuk	x	18.69	18.36	x	19.86	19.36
González	19.30	x	19.01	19.23	19.50	x
Gong	18.45	18.75	18.90	18.92	19.04	19.20
Omarova	19.08	18.21	x	x	x	18.76
Kleinert	18.30	18.68	19.01	18.99	x	18.81
Li	18.68	18.99	18.74	x	18.85	19.00

Ostapchuk (20.98) and Mikhnevich (20.70) headed the pre-Olympic world list, but World Champion Vili was the favourite having been unbeaten in nine contests during 2008. After leading the qualifying round, the physically imposing (193/123kg) Vili sent her first throw in the final out to an Oceanian record of 20.56, and the gold medal was won.

Mikhnevich (née Khoronenko) responded well in the second round, but Vili dominated the competition with the top three throws. Behind these two, González was a surprising third with 19.30, until the under-performing Ostapchuk finally produced a reasonable throw of 19.86 in round 5. To her credit, the Cuban immediately responded with 19.50, which was only good enough for fourth place. For the first time since 1988 the top eight all threw at least 19m.

### London, 6 Aug 2012

1, (8)	Valerie Adams	NZL	20.70
2, (3)	Yevgeniya Kolodko	RUS	20.48
3, (7)	Gong Lijiao	CHN	20.22
4, (9)	Li Ling	CHN	19.63
5, (10)	Michelle Carter	USA	19.42
6, (1)	Liu Xiangrong	CHN	19.18
7, (6)	Geisa Arcanjo	BRA	19.02
8, (2)	Irina Tarasova	RUS	19.00

(Competitors: 32; Countries: 21; Finalists: 12)

Series	1	2	3	4	5	6
Adams	20.61	x	20.70	x	x	20.24
Kolodko	19.45	19.52	x	x	x	20.48
Gong	20.13	19.67	19.91	19.76	20.22	20.00
Li	18.87	18.77	19.28	x	19.63	19.58
Carter	19.05	18.83	18.92	19.42	19.12	18.88
Liu	19.18	18.88	18.74	x	18.47	18.77
Arcanjo	18.27	x	19.02	x	x	17.19
Tarasova	19.00	18.80	x			
Ostapchuk	20.01	21.31	21.36	21.15	21.32	x

Adams was the reigning Olympic and three-time World Champion, but Nadezhda Ostapchuk had suddenly improved from her 2005 outdoor best of 21.09 to 21.47 then 21.58 in Minsk on July 18. Even so, the New Zealander was still the one to beat because the Belarusian's best outside her home country or Russia was 20.78. Adams had thrown over 21 metres four times, always on foreign soil.

Ostapchuk led the qualifying with 20.76 to Adams's 20.40. The final saw Adams lead with her opening throw of 20.61, before being overwhelmed by Ostapchuk's 21.36. Adams managed 20.70, and was approached by Kolodko's personal best of 20.48 in the final round which snatched the bronze from Gong. That's the way the medals were presented on August 6, when Ostapchuk was in a flood of joyful tears.

But then on August 13, the day after the Games closed, it was announced that the Belarusian had tested positive for a steroid. Adams was quickly named as the rightful winner and was eventually given her second Olympic gold in Auckland in September. Gong was promoted to bronze after Kolodko, and thus improved two places from her Beijing finish.

Adams's Olympic experience in 2012 had already been stressful. An apparent clerical error meant she was originally undeclared for the qualifying round and as a result almost excluded from the competition. The New Zealand Olympic Committee had to plead for an emergency amendment from the IOC and the IAAF in order for her to be added to the start list.

## WOMEN'S SHOT PUT

## The Best on Points

23	Galina Zybina	URS (RUS)	1952-1, 1956-2, 1960-7, 1964-3
21	Nadezhda Chizhova	URS (RUS)	1968-3, 1972-1, 1976-2
19	Margitta Gummel	GER/GDR	1964-5, 1968-1, 1972-2

## Most Finals

4	Zybina		
	Ivanka Khristova	BUL	1964-10, 1968-6, 1972-3, 1976-1
3	13 women		

## Most Appearances

4	Zybina		
	Khristova		
	Judy Oakes	GBR	1984-4, 1988-16Q, 1996-11, 2000-13Q
	Ramona Pagel	USA	1984-11, 1988-15Q, 1992-11, 1996-9
	Krivelyova		1992-1, 1996-15Q, 2000-4, 2004-dq/final
	Krystyna Zabawska	POL	1992-10, 2000-5, 2004-5, 2008-nm/Q
	Yumileidi Cumbá	CUB	1996-13Q, 2000-6, 2004-1, 2008-20Q
	Nadine Kleinert	GER	2000-8, 2004-2, 2008-7, 2012-13Q

## Placing Table

	1	2	3	4	5	6	7	8	Top3	Points
GER	4	7	4	2	6	5	5	3	15	167
URS/EUN	7	3	3	4	1	1	3	1	13	129
CHN	-	2	2	1	3	1	-	3	4	49
NZL	2	-	-	2	1	1	1	-	2	35
BLR	1	1	2	1	-	-	-	-	4	32
RUS	-	2	1	1	-	1	-	2	3	30
BUL	1	-	1	-	1	3	-	2	2	29
CUB	1	-	-	2	-	2	-	-	1	24
USA	-	-	1	-	2	1	1	-	1	19
FRA	1	-	-	1	-	-	-	-	1	13
TCH (CZE)	-	-	1	-	1	-	1	-	1	12
AUT	-	-	1	-	-	1	1	-	1	11
ROU	-	1	-	-	-	-	-	2	1	9
GBR	-	-	-	1	-	1	-	1	0	9
ITA	-	1	-	-	-	-	-	-	1	7
POL	-	-	-	-	2	-	-	-	0	8
AUS	-	-	1	-	-	-	-	-	1	6
HUN	-	-	-	1	-	-	-	-	0	5
UKR	-	-	-	1	-	-	-	-	0	5
YUG	-	-	-	-	-	-	2	1	0	5
BRA	-	-	-	-	-	-	1	-	0	2
CAN	-	-	-	-	-	-	1	-	0	2
GRE	-	-	-	-	-	-	1	-	0	2
FIN	-	-	-	-	-	-	-	1	0	1
NED	-	-	-	-	-	-	-	1	0	1
<b>Totals</b>	<b>17</b>	<b>17</b>	<b>17</b>	<b>17</b>	<b>17</b>	<b>17</b>	<b>17</b>	<b>17</b>	<b>51</b>	<b>612</b>

## Breakdown of GER placings:

GER	1	4	3	-	2	2	3	2	8	76
GDR	2	3	1	2	3	3	-	1	6	75
FRG	1	-	-	-	1	-	2	-	1	16
<b>Totals</b>	<b>4</b>	<b>7</b>	<b>4</b>	<b>2</b>	<b>6</b>	<b>5</b>	<b>5</b>	<b>3</b>	<b>15</b>	<b>167</b>

\* Placings do not match medals because, following their withdrawal of the 2004 bronze from Svetlana Krivelyova RUS, the IOC have not (as at June 10, 2016) publicly confirmed an upgrade of Nadezhda Ostapchuk BLR from fourth to bronze. The actual Olympic medal tally for Belarus is therefore as follows:

	G	S	B	M
BLR	1	1	1	3

## Women's Shot Put, continued

	1	2	3	4	5	6	7	8	Top3	Points
Breakdown of URS/EUN placings:										
RUS	7	3	3	3	1	1	3	-	13	123
UKR	-	-	-	1	-	-	-	1	0	6
<b>Totals</b>	<b>7</b>	<b>3</b>	<b>3</b>	<b>4</b>	<b>1</b>	<b>1</b>	<b>3</b>	<b>1</b>	<b>13</b>	<b>129</b>

## Breakdown of YUG placings:

SRB	-	-	-	-	-	-	2	-	0	4
SLO	-	-	-	-	-	-	-	1	0	1
<b>Totals</b>	<b>-</b>	<b>-</b>	<b>-</b>	<b>-</b>	<b>-</b>	<b>-</b>	<b>2</b>	<b>1</b>	<b>0</b>	<b>5</b>

## Discus Throw Amsterdam, 31 Jul 1928

					Preliminary
1,	Halina Konopacka	POL	39.62WR		39.17
2,	Lillian Copeland	USA	37.08		36.33
3,	Ruth Svedberg	SWE	35.92		34.68
4,	Milly Reuter	GER	35.86		34.75
5,	Grete Heublein	GER	35.56		35.56
6,	Liesl Perkaus	AUT	33.54		33.54
7,	Maybelle Reichardt	USA	33.52		33.52
8,	Genowefa Kobielska	POL	32.72		32.72

(Competitors: 21; Countries: 12)

Between 1925 and 1927 Halina Konopacka had set five world records, of which two were ratified. Her cast of 39.17 in the qualifying round missed her record by one centimetre. The 27 year-old, throwing while clad in her usual outfit of shorts, singlet and beret, improved in the final with a world record of 39.62, to become the first-ever Olympic women's athletics gold medallist.

## Los Angeles, 2 Aug 1932

1,	Lillian Copeland	USA	40.58OR
2,	Ruth Osburn	USA	40.12
3,	Jadwiga Wajs	POL	38.74
4,	Tilly Fleischer	GER	36.12
5,	Grete Heublein	GER	34.66
6,	Stanisława Walasiewicz	POL	33.60
7,	Mitsue Ishizu	JPN	33.52
8,	Ellen Braumüller	GER	33.15

(Competitors: 9; Countries: 4)

Osborn led throughout the competition with her opening throw of 40.12, until the final round. Copeland wound up, and, throwing from a standing position rather than spinning as all the other throwers were doing, hurled the discus out to 40.58 to win. Wajs won the bronze on the first of three appearances in Olympic finals over a period of 16 years.

## Berlin, 4 Aug 1936

1, (18)	Gisela Mauermayer	GER	47.63OR
2, (13)	Jadwiga Wajs	POL	46.22
3, (9)	Paula Mollenhauer	GER	39.80
4, (15)	Ko Nakamura	JPN	38.24
5, (17)	Hide Mineshima	JPN	37.35
6, (10)	Birgit Lundström	SWE	35.92
7, (2)	Anna Niesink	NED	35.21
8, (8)	Gertrude Wilhelmsen	USA	34.43

(Competitors: 19; Countries: 11)

Series	1	2	3	4	5	6
Mauermayer	47.63	41.64	40.70	36.27	43.54	44.26
Wajs	44.69	31.99	46.22	43.36	x	42.89

Series	1	2	3	4	5	6
Mollenhauer	38.59	37.45	33.27	35.82	x	39.80
Nakamura	35.84	37.21	38.24	31.39	32.73	37.87
Mineshima	37.04	37.35	35.25	35.73	32.72	33.98
Lundström	35.82	33.97	31.84	35.92	31.33	34.42
Niesink	34.03	35.21	32.64			
Wilhelmsen	33.68	34.43	x			

Wajs, the World Games Champion in 1934, had seen her world record broken 11 times by Mauermayer in 1935-36, with the German taking the record from 44.19 to 48.31. The last of these came in Berlin at the German Championships just three weeks before the Olympics.

Mauermayer followed Wajs's opening throw of 44.69 with the winning effort of 47.63. Wajs reacted well, throwing 46.22, the longest competitive throw of her career, to place an excellent second, more than 6m clear of third place. Mauermayer was deemed the perfect example of Aryan womanhood, and her Nazi connections meant that she lost her teaching job after the war.

### London, 30 Jul 1948

1, (11) Micheline Ostermeyer	FRA	41.92
2, (4) Edera Cordiale/Gentile	ITA	41.17
3, (10) Jacqueline Mazéas	FRA	40.47
4, (8) Jadwiga Wajs/Marcinkiewicz	POL	39.30
5, (7) Lotte Haidegger	AUT	38.81
6, (2) Anna Panhorst-Niesink	NED	38.74
7, (1) Majken Åberg	SWE	38.48
8, (10) Ingeborg Mello	ARG	38.44

(Competitors: 21; Countries: 11)

Ostermeyer only learned how to throw the discus in 1948, and placed second in her national championship behind Mazéas, three weeks before the Olympics. The athletic (1.79/73kg) Ostermeyer began with 40.45, and won from Gentile with her final throw. Ostermeyer was a concert pianist, who managed to combine sport and art closely; on the day she qualified for the Olympic team in Bordeaux she gave a concert. To put her win in perspective it should be noted that Nina Dumbadze set a world record of 53.25 eight days after the Olympic event, and had 12 competitions beyond the best of anyone else in 1948.

### Helsinki, 20 Jul 1952

1, (4) Nina Ponomaryova/Romashkova	RUS	URS	51.42OR
2, (17) Yelizaveta Bagryantseva	RUS	URS	47.08
3, (12) Nina Dumbadze	GEO	URS	46.29
4, (1) Toyako Yoshino		JPN	43.81
5, (6) Lotte Haidegger		AUT	43.49
6, (13) Lia Manoliu		ROU	42.65
7, (7) Ingeborg Pfüller		ARG	41.73
8, (15) Ilona Józsa		HUN	41.61

(Competitors: 20; Countries: 16; Finalists: 18)

Series	1	2	3	4	5	6
Romashkova	45.16	50.84	51.42	47.24	44.66	49.37
Bagryantseva	43.58	47.08	44.26	43.97	44.58	43.00
Dumbadze	45.85	40.24	44.10	46.29	45.10	41.05
Yoshino	41.71	42.67	37.15	41.58	43.81	42.02
Haidegger	35.66	43.49	40.02	x	x	41.32
Manoliu	41.57	42.65	41.48	36.05	41.21	40.79
Pfüller	37.05	40.32	41.73			
Józsa	x	39.58	41.61			

The USSR was expected to do well in the first women's final of the '52 Games, with the event previewed in *Leichtathletik* under the heading "Romashkova or Dumbadze?". With the two separated by one centimetre on pre-Olympic lists, it was difficult to make predictions. The younger woman took over in round 2 with 50.84, the best mark of the season, which she supplanted in the next round with 51.42. Anticlimactically, Dumbadze had an off-day, with a best of only 46.29 behind Bagryantseva's 47.08.

The USSR thus celebrated its entrance to the Olympic arena with a clean sweep. Romashkova capped her Olympic triumph with a world record 53.61 three weeks later, though Dumbadze had the final word of 1952 with a mark of 57.04 in October.

### Melbourne, 23 Nov 1956

1, (3) Olga Fikotová	CZE	TCH	53.69OR
2, (10) Irina Beglyakova	RUS	URS	52.54
3, (7) Nina Ponomaryova	RUS	URS	52.02
4, (8) Earlene Brown		USA	51.35
5, (5) Albina Yelkina	UKR	URS	48.20
6, (6) Isabel Avellán		ARG	46.73
7, (9) Jiřina Vobořilová	CZE	TCH	45.84
8, (13) Štěpánka Mertová	CZE	TCH	45.78

(Competitors: 22; Countries: 12; Finalists: 13)

Series	1	2	3	4	5	6
Fikotová	46.56	50.09	52.04	52.28	53.69	49.98
Beglyakova	51.74	51.01	52.54	50.32	48.22	48.31
Ponomaryova	51.03	51.61	50.17	47.22	52.02	51.10
Brown	51.35	42.55	x	x	40.45	44.79
Yelkina	47.87	x	48.20	45.18	45.45	47.92
Avellán	46.73	44.84	42.69	46.31	43.88	44.35
Vobořilová	45.57	x	45.84			
Mertová	41.96	45.78	43.41			

Ponomaryova was expected to retain her title ahead of Beglyakova, with Fikotová and Mertová likely to battle out for the bronze. Fikotová led the qualifying with 50.77, but was fourth until the third round, when she threw 52.04 to take the lead. Beglyakova immediately responded with 52.54, and retained the lead from Fikotová until the fifth round. The Czech threw 53.69 in the fifth round to become the third-best thrower ever and win the gold, with Ponomaryova producing her best in the same round, to edge Brown for the bronze medal. For Fikotová, Melbourne was memorable not just for the gold medal, as she met (and three months later married) Harold Connolly, winner of the hammer. Ponomaryova had given Fikotová coaching tips in 1955, and was visibly upset to see how good a job she had done.

### Rome, 5 Sep 1960

1, (3) Nina Ponomaryova	RUS	URS	55.10OR
2, (10) Tamara Press	RUS	URS	52.59
3, (1) Lia Manoliu		ROU	52.36
4, (6) Kriemhild Hausmann	GER/FRG		51.47
5, (7) Yevgeniya Kuznetsova	RUS	URS	51.43
6, (8) Earlene Brown		USA	51.29
7, (11) Olga Fikotová/Connolly		USA	50.95
8, (2) Jiřina Vobořilová/Nemcová	CZE/TCH		50.12

(Competitors: 24; Countries: 16; Finalists: 12)

Series	1	2	3	4	5	6
Ponomaryova	44.48	52.42	53.39	51.68	55.10	54.42
Press	51.64	46.82	x	50.92	x	52.59
Manoliu	52.36	x	46.29	50.59	48.78	46.96
Hausmann	51.47	x	45.30	47.40	48.12	46.38
Kuznetsova	51.43	51.39	50.96	49.69	50.62	51.25
Brown	51.29	35.83	47.29	x	35.20	45.80
Fikotová/Connolly	50.95	47.46	48.82			
Vobořilová/Nemcová	50.12	48.62	x			

Press, the European Champion, was favoured to win from Ponomaryova, but the 1952 winner showed her competitive abilities, taking the lead in round 2 from Manoliu by 6cm with 52.42. She then improved to 53.39 in the next round, before launching the winner – 55.10 – in the fifth. Press moved past Manoliu with her final effort of 52.59, but was even then outshone by Ponomaryova, who reached 54.42 with her sixth round throw. Ponomaryova became the first woman to regain an Olympic title with her Rome win.

**Tokyo, 19 Oct 1964**

1, (14) Tamara Press	RUS	URS	57.27OR
2, (8) Ingrid Lotz	GER/GDR		57.21
3, (3) Lia Manoliu	ROU		56.97
4, (5) Verzhinina Angelova	BUL		56.70
5, (1) Yevgeniya Kuznetsova	RUS	URS	55.17
6, (4) Jolán Kleiber	HUN		54.87
7, (2) Kriemhild Hausmann/Limberg	GER/FRG		53.81
8, (7) Olimpia Cataramă	ROU		53.08

(Competitors: 21; Countries: 16; Finalists: 14)

Series	1	2	3	4	5	6
Press	x	55.38	50.58	55.23	57.27	56.08
Lotz	57.21	x	55.41	x	54.59	54.74
Manoliu	55.90	x	x	56.09	56.97	x
Angelova	47.38	56.56	52.19	56.70	55.77	55.54
Kuznetsova	55.17	53.58	x	x	x	53.80
Kleiber	54.46	53.05	53.51	53.14	54.87	51.69
Hausmann/Limberg	48.36	53.81	53.02			
Cataramă	53.08	49.99	51.28			

Press was again the favourite, though Ponomaryova was there to defend her title. This time Press was not to be denied; she had the top-six pre-Olympic performances, but trailed Lotz, who produced a German record and moved to second place on the world all-time list with her opening throw of 57.21. Press was placed only fourth until the penultimate round when she finally connected with a good throw and reached 57.27 to take the gold medal. Lia Manoliu produced two throws of more than 56m, and overtook Angelova in the fifth round. The range of just 57cm between first and fourth made it the closest Olympic discus in history. Ponomaryova was a below-par 11th with 52.48.

**Mexico City, 18 Oct 1968**

1, (6) Lia Manoliu	ROU	58.28OR
2, (2) Liesel Westermann	FRG	57.76
3, (7) Jolán Kleiber-Kontsek	HUN	54.90
4, (1) Anita Otto	GDR	54.40
5, (4) Antonina Popova	RUS	URS 53.42
6, (15) Olga Fikotová/Connolly	USA	52.96
7, (5) Christine Spielberg	GDR	52.86
8, (9) Brigitte Berendonk	FRG	52.80

(Competitors: 16; Countries: 9)

Series	1	2	3	4	5	6
Manoliu	58.28	x	-	x	46.82	x
Westermann	54.02	57.76	x	55.78	x	x
Kleiber-Kontsek	54.90	54.24	x	x	x	x
Otto	54.40	54.10	53.88	x	51.16	52.34
Popova	53.42	53.12	51.40	52.60	52.86	x
Connolly	x	52.96	50.74	x	x	50.40
Spielberg	52.86	x	52.86	x	52.62	49.80
Berendonk	52.80	49.66	46.90	x	x	50.46

The two Germanies laid claim to the world record in 1968 in the shape of Spielberg and Westermann, but both were vulnerable before the Games, with Manoliu having the best competitive record. The Romanian, in her fifth Olympics, won the gold medal with her first throw, and only Westermann, with her second round throw, was able to get within 3m.

Berendonk later became well known in Germany for her 1991 book "Doping. Von der Forschung zum Betrug" about systematic doping violations in the GDR.

**Munich, 10 Sep 1972**

1, (12) Faina Melnik	ARM/RUS	URS	66.62OR
2, (11) Argentina Menis	ROU		65.06
3, (8) Vasilka Stoeva	BUL		64.34
4, (7) Tamara Danilova	RUS	URS	62.86
5, (2) Liesel Westermann	FRG		62.18

6, (10) Gabriele Hinzmann	GDR	61.72
7, (6) Carmen Ionescu	ROU	60.42
8, (5) Lyudmila Muravyova	RUS	URS 59.00

(Competitors: 17; Countries: 10; Finalists: 12)

Series	1	2	3	4	5	6
Melnik	60.56	61.32	57.96	66.62	62.76	x
Menis	64.28	59.82	60.88	65.06	63.78	64.90
Stoeva	61.08	x	64.20	62.24	64.34	62.10
Danilova	62.64	58.14	62.86	61.14	x	x
Westermann	x	57.04	62.18	61.66	x	x
Hinzmann	57.52	59.14	60.12	61.08	61.72	60.22
Ionescu	58.80	58.76	57.06	59.08	x	60.42
Muravyova	57.78	57.92	59.00	x	58.86	57.20

Melnik was the European Champion and world record holder, but had been beaten twice by Menis twice during 1972. The Romanian opened up well in the final, overtaking Danilova's Olympic record 62.64 with 64.28, while Melnik struggled to reach 60.56. By the fourth round, Melnik was in fifth place, and Menis improved her lead to 65.06. Melnik had produced a relaxed throw of 67m in the warm up, and she reproduced this form in the fourth to take the lead with 66.62. Menis, who had earlier improved to 65.06, responded in the final round with 64.90. Stoeva completed the medallists with her fifth round 64.34.

**Montreal, 29 Jul 1976**

1, (13) Evelin Schlaak	GDR	69.00OR
2, (7) Mariya Vergova	BUL	67.30
3, (10) Gabriele Hinzmann	GDR	66.84
4, (8) Faina Melnik	RUS/ARM	URS 66.40
5, (14) Sabine Engel	GDR	65.88
6, (12) Argentina Menis	ROU	65.38
7, (4) Maria Betancourt	CUB	63.86
8, (11) Natalya Gorbachova	RUS	URS 63.46

(Competitors: 15; Countries: 9; Finalists: 14)

Series	1	2	3	4	5	6
Schlaak	69.00	66.80	66.12	x	61.24	64.80
Vergova	62.22	67.30	60.44	59.86	62.70	x
Hinzmann	66.68	66.10	66.84	66.24	66.32	x
Melnik	64.48	65.42	62.76	66.40	x	64.20
Engel	x	61.18	65.46	65.88	64.92	61.18
Menis	62.82	62.50	63.70	64.14	65.38	63.48
Betancourt	61.28	60.24	63.86	59.58	58.28	61.24
Gorbachova	63.02	60.98	62.24	x	63.46	x

Melnik was described by *Track and Field News* as "a certainty". She took the lead in round 1 with 64.48, only to be passed by the opening throws of Hinzmann (66.68) and Schlaak, whose 69.00 was a GDR record and moved her to third on the all-time list. Melnik improved to 65.42 and finally 66.40 in round 4, but had slipped out of the medals after Vergova threw 67.30 in the second round. Melnik's fifth-round throw of 68.60 brought her up to second, but it was later ruled illegal because Melnik had twice restarted that effort. The high standard was emphasised by Menis's 65.38 for sixth place, which was further than she threw for silver in 1972.

Danuta Rosani (POL) reached the final but was disqualified after failing a doping test; it was the first such disqualification in Olympic athletics.

**Moscow, 1 Aug 1980**

1, (2) Evelin Schlaak/Jahl	GDR	69.96OR
2, (10) Mariya Vergova/Petkova	BUL	67.90
3, (8) Tatyana Lesovaya	KAZ	URS 67.40
4, (4) Gisela Beyer	GDR	67.08
5, (9) Margitta Droese/Pufe	GDR	66.12
6, (6) Florența Tacu	ROU	64.38
7, (7) Galina Murašova	LTU	URS 63.84
8, (5) Svetla Bozhkova-Guleva	BUL	63.14

(Competitors: 17; Countries: 10; Finalists: 12)

Series	1	2	3	4	5	6
Schlaak/Jahl	66.14	69.76	69.96	68.44	68.52	66.66
Petkova	67.68	65.36	67.66	65.56	67.68	67.90
Lesovaya	64.12	x	65.72	64.84	67.40	66.20
Beyer	67.08	60.54	x	x	66.48	65.56
Droese/Pufe	51.72	64.84	61.24	58.70	x	66.12
Tacu	x	64.06	x	63.92	64.16	64.38
Murašova	61.36	61.46	63.84	x	63.02	x
Bozhkova-Guleva	56.82	63.14	61.70	x	59.54	61.26

Petkova improved upon her Montreal 67.30 with 67.68 in the opening round to lead the final from Udo Beyer's younger sister Gisela, who threw 67.08. Jahl, the reigning champion, justified her role of favourite with 69.76 in the second round. It was the first of four successive throws beyond the best of anyone else, which was 67.90 by Petkova in the last round. Lesovaya was close to the Bulgarian with her fifth round 67.40. Jahl's best throw came in the third round, but her superiority was absolute; her six throws averaged 68.24.

### Los Angeles, 11 Aug 1984

1, (5) Ria Stalman	NED	65.36
2, (2) Leslie Deniz	USA	64.86
3, (4) Florența Crăciunescu	ROU	63.64
4, (1) Ulla Lindholm	FIN	62.84
5, (6) Meg Ritchie	GBR	62.58
6, (12) Ingra Manecke	FRG	58.56
7, (11) Venissa Head	GBR	58.18
8, (8) Gael Martin	AUS	55.88

(Competitors: 17; Countries: 14; Finalists: 12)

Series	1	2	3	4	5	6
Stalman	64.50	61.16	63.70	64.28	63.64	65.36
Deniz	62.46	x	63.36	62.60	64.86	x
Crăciunescu	60.68	61.42	62.96	62.08	63.64	x
Lindholm	62.84	x	54.92	55.94	59.72	54.04
Ritchie	x	55.36	57.66	61.76	62.58	60.40
Manecke	51.68	58.22	x	53.20	x	58.56
Head	x	55.58	58.18	x	55.84	55.88
Martin	55.88	55.38	54.34	54.94	55.70	53.08

Stalman was favourite to win, and she went to the front in round 1 with 64.50. The surprise occurred in round 5 when Deniz threw close to her US record with 64.86 to move ahead. Stalman reacted well, launching the winning throw in the last round. To put the event in perspective, the "Druzha" meeting in Prague saw Meszynski (GDR) throw a world record 73.36, as seven throwers threw beyond 66m.

In January 2016 on the Dutch television programme "Andere Tijden Sport" (Other Times Sports), Stalman admitted to taking steroids at the time of her career when she won Olympic gold. Referring to Eastern European women who were throwing fifteen metres further, she said "If you can not beat them, join them. And I did ... I could do it without risk during training because there were no out-of-competition controls."

As at June 10, 2016 there has been no announced reaction to this revelation from the IAAF or IOC.

### Seoul, 29 Sep 1988

1, (4) Martina Hellmann	GDR	72.30 <sup>OR</sup>
2, (8) Diana Gansky	GDR	71.88
3, (5) Tsvetanka Khristova	BUL	69.74
4, (11) Svetla Mitkova	BUL	69.14
5, (3) Ellina Zvereva	URS	68.94
6, (7) Zdeňka Šilhavá	CZE	67.84
7, (2) Gabriele Reinsch	GDR	67.26
8, (9) Hou Xuemei	CHN	65.94

(Competitors: 22; Countries: 13; Finalists: 12)

Series	1	2	3	4	5	6
Hellmann	71.84	64.80	68.70	72.30	69.66	67.50
Gansky	65.58	66.14	x	65.82	71.88	68.08
Khristova	66.48	66.44	64.06	66.84	69.74	69.00

Series	1	2	3	4	5	6
Mitkova	63.62	65.74	65.56	67.24	x	69.14
Zvereva	x	65.74	66.86	x	x	68.94
Šilhavá	67.40	x	65.70	66.30	67.84	66.50
Reinsch	67.26	66.50	63.30	65.88	66.40	x
Hou	63.44	63.88	65.18	65.94	65.50	65.06

Reinsch, the world record holder, was expected to win from her GDR teammates, and she threw 66.88 to place just behind Hellmann in the qualifying round. The double World Champion took control of the final with her opening throw of 71.84, more than 4m clear of the field, and it was not until round 5 that anyone else exceeded 68m. By that point Hellmann had four throws beyond the best of anyone else, with a top throw of 72.30. Gansky finally connected with a big throw in round 5, 71.88, after Khristova had thrown 69.74 to move into a medal position. The international experience of Hellmann and European Champion Gansky paid off, as Reinsch never looked likely to threaten for a medal.

### Barcelona, 3 Aug 1992

1, (9) Maritza Martén	CUB	70.06
2, (3) Tsvetanka Khristova	BUL	67.78
3, (7) Daniela Costian	AUS	66.24
4, (12) Larisa Korotkevich	RUS	EUN 65.52
5, (8) Olga Burova	RUS	EUN 64.02
6, (2) Hilda Ramos	CUB	63.80
7, (6) Irina Yatchenko	BLR	EUN 63.74
8, (10) Stefaniya Simova	BUL	63.42

(Competitors: 28; Countries: 16; Finalists: 12)

Series	1	2	3	4	5	6
Martén	65.66	x	x	66.90	70.06	66.36
Khristova	65.14	67.78	65.32	x	x	x
Costian	64.40	64.08	64.24	64.92	66.24	65.94
Korotkevich	60.94	x	65.52	x	64.30	x
Burova	64.02	x	62.80	61.84	x	63.32
Ramos	62.16	x	62.72	59.28	x	63.80
Yatchenko	60.76	62.40	63.74	x	x	x
Simova	x	63.42	63.08	60.20	62.38	60.98

The biggest surprise of the qualifying was the failure of reigning champion Hellmann, who reached 60.52 and missed the final by 36cm. Four of the finalists had reached 70m during the season, with Martén the most recent at that level with two such efforts in Spain just before the Games. The Cuban led after the first round with 65.66, but was overtaken in the next round by Bulgarian veteran Khristova, World Champion in 1991 and European champion nine years earlier, who reached 67.78.

The Bulgarian would have only one more valid throw, but held the lead for three more rounds. In the interim Germany's Wyludda, one of the 70m throwers, could reach only 62.16 for ninth place. Costian, the former Romanian, moved past Korotkevich (65.52) in the fifth round with 66.24, and two throws later Martén stepped up and the stocky (1.72/92kg) yet athletic Cuban spun quickly and sent the discus out to 70.06 for the gold.

### Atlanta, 29 Jul 1996

1, (6) Ilke Wyludda	GER	69.66
2, (2) Natalya Sadova	RUS	66.48
3, (10) Ellina Zvereva	BLR	65.64
4, (5) Franka Dietzsch	GER	65.48
5, (7) Xiao Yanling	CHN	64.72
6, (8) Olga Burova/Chernyavskaya	RUS	64.70
7, (4) Nicoleta Gras	ROU	63.28
8, (12) Liza-Marie Vizanari	AUS	62.48

(Competitors: 39; Countries: 24; Finalists: 12)

Series	1	2	3	4	5	6
Wyludda	68.02	69.66	66.70	67.86	67.34	x
Sadova	62.04	65.66	63.34	66.48	65.72	65.82
Zvereva	63.96	65.64	65.64	63.02	64.10	64.84

Series	1	2	3	4	5	6
Dietzsch	64.22	65.48	63.90	63.56	x	x
Xiao	56.90	63.34	63.72	60.86	64.72	x
Chernyavskaya	64.70	64.06	x	64.20	61.40	x
Grasu	61.12	63.28	x	59.92	62.78	63.26
Vizanari	62.48	x	59.62	60.32	x	59.96

Two European titles and undefeated seasons in 1989-90 could not mask the fact that Wyludda had never fulfilled her potential at the global level. Her only Olympic appearance had been a lowly ninth in Barcelona and she had twice won world silvers after being the gold medal favourite. Atlanta made up for this, as she reached 66.78 in the qualifying, and then produced five throws in the final beyond the best of the opposition. Her opening throw of 68.02 effectively quelled the other throwers, and she then boomed the winner of 69.66 in the second round. Her winning margin of 3.18m was only 2cm less than the difference between second and seventh. Sadova was nevertheless a solid second, with four throws better than bronze medallist Zvereva.

### Sydney, 27 Sep 2000

1, (7)	Ellina Zvereva	BLR	68.40
2, (10)	Anastasía Kelesidou	GRE	65.71
3, (12)	Irina Yatchenko	BLR	65.20
4, (8)	Natalya Sadova	RUS	65.00
5, (4)	Stilianí Tsikoúna	GRE	64.08
6, (6)	Franka Dietzsch	GER	63.18
7, (1)	Ilke Wyludda	GER	63.16
8, (5)	Lisa-Marie Vizaniari	AUS	62.57

(Competitors: 32; Countries: 20; Finalists: 13)

Series	1	2	3	4	5	6
Zvereva	67.00	66.12	68.40	65.80	x	x
Kelesidou	65.71	63.20	62.59	64.58	63.07	61.85
Yatchenko	x	62.93	61.09	63.15	65.20	x
Sadova	65.00	61.64	61.92	62.86	x	60.47
Tsikouna	61.85	60.66	x	x	59.91	64.08
Dietzsch	x	61.65	58.17	60.36	63.18	x
Wyludda	63.16	61.91	62.22	59.86	61.72	62.33
Vizaniari	60.78	62.43	62.57	x	62.24	x

In an event where longevity is the norm, five of the top eight in Sydney repeated from Atlanta, with just one (Vizaniari) taking the same position as in 1996. The most venerable of all was Zvereva, who had placed fifth back in 1988. On this occasion she dominated the competition, as her worst of four measured throws was good enough to take gold. Having settled matters with her opening throw of 67.00, she improved to 68.40 two rounds later. Her winning margin of 2.69m was one of the greatest in Olympic history (Ponomaryova 4.34 in 1952, Wyludda 3.18 in 1996). Kelesidou's opening effort of 65.71 held up for second place ahead of Yatchenko, who went ahead of Sadova with her 5th throw.

The winner, aged 39 years 316 days, became the oldest-ever Olympic athletics champion.

### Athens, 21 Aug 2004

1, (7)	Natalya Sadova	RUS	67.02
2, (10)	Anastasía Kelesidou	GRE	66.68
3, (2)	Věra Cechlová	CZE	66.08
4, (4)	Yelena Antonova	UKR	65.75
5, (1)	Nicoleta Grasu	ROU	64.92
6, (5)	Beatrice Faumuina	NZL	63.45
7, (9)	Katerína Vóggoli	GRE	62.37
8, (12)	Li Yangfeng	CHN	61.05

(Competitors: 42; Countries: 28; Finalists: 12)

Series	1	2	3	4	5	6
Sadova	64.78	64.81	x	65.33	67.02	66.68
Kelesidou	62.77	x	66.68	63.71	66.09	61.59
Cechlová	63.02	66.08	x	62.81	63.21	64.84
Antonova	59.88	64.11	x	63.61	60.37	65.75
Grasu	62.01	62.21	63.48	61.58	61.93	64.92
Faumuina	x	62.45	x	63.45	62.99	x

Series	1	2	3	4	5	6
Vóggoli	60.66	61.44	x	62.37	63.32	61.84
Li	60.67	57.36	61.05			
Yatchenko	59.98	61.67	66.17	65.46	63.08	65.54

The only country with more than one finalist was Greece, and all three of their athletes qualified. Vóggoli, the Greek Champion, and Sadova were the slight favourites. It was Sadova who led the field after the first round, with 64.79. Cechlová took the lead in round two with 66.08, but was overtaken in the next stanza by Ukraine's Irina Yatchenko (66.17) and Kelesidou (66.68) to the delight of the home crowd. Sadova went from fourth to first in the penultimate round with 67.02, and backed it up with her final cast of 66.68. Each of the medallists had been medal winners previously, Sadova in 1996, while Kelesidou and Yatchenko had occupied the same positions in 2000.

It was only after the Games that it was revealed Sadova was to be stripped of her other global title – the 2001 World Championship gold – because of a positive test for caffeine. Then in 2006 she was caught again and suspended for two years. The second doping postscript came when a re-analysis of the sample of Yatchenko revealed a banned substance. The sample had been frozen in 2004 and in 2012 subjected to analytical methods which were not available in 2004. The IOC stripped her of her bronze medal in December 2012 and later upgraded all those below her. Věra Cechlová (née Pospíšilová) (CZE) was the main beneficiary and received her bronze medal in August 2013. “The medal is as precious for me as if I had won it at the stadium,” she said.

### Beijing, 18 Aug 2008

1, (6)	Stephanie Brown Trafton	USA	64.74
2, (7)	Yarelis Barrios	CUB	63.64
3, (12)	Yelena Antonova	UKR	62.59
4, (9)	Song Aimin	CHN	62.20
5, (3)	Věra Cechlová	CZE	61.75
6, (1)	Ellina Zvereva	BLR	60.82
7, (11)	Li Yanfeng	CHN	60.68
8, (8)	Méline Robert-Michon	FRA	60.66

(Competitors: 38; Countries: 24; Finalists: 12)

Series	1	2	3	4	5	6
Brown Trafton	64.74	x	x	58.39	61.30	x
Barrios	63.17	63.64	62.22	62.12	x	60.30
Antonova	60.79	62.16	x	60.50	62.59	62.34
Song	56.41	59.55	62.17	61.75	62.20	60.51
Cechlová	x	61.08	x	58.74	61.75	61.66
Zvereva	60.43	60.10	x	x	60.34	60.82
Li	60.68	x	59.72	x	x	60.62
Robert-Michon	60.49	x	x	x	60.66	60.45

The qualifying was led by Brown Trafton with 62.77, but Grasu (62.51) and Barrios (62.23) were more highly regarded as medal prospects, particularly after defending champion Sadova (58.11) failed to qualify.

The 1988 finalist Zvereva opened the final with 60.43, which led until Brown Trafton launched her first throw to 64.74. No Olympic discus title had been won with a throw lesser than 65m since 1968, but Brown Trafton's effort would hold up against all assaults. Barrios, with 63.17 and 63.64 would be the closest. The first American female Olympic discus throw champion since 1932 reflected “my goal was to come to the Bird's Nest to lay a golden egg, and that's what I did.”

### London, 4 Aug 2012

1, (10)	Sandra Perković	CRO	69.11
2, (6)	Li Yanfeng	CHN	67.22
3, (7)	Yarelis Barrios	CUB	66.38
4, (4)	Nadine Müller	GER	65.94
5, (2)	Méline Robert-Michon	FRA	63.98
6, (12)	Krishna Poonia	IND	63.62
7, (1)	Stephanie Brown Trafton	USA	63.01
8, (5)	Zinaida Sendriūtė	LTU	61.68

(Competitors: 35; Countries: 23; Finalists: 12)



## Series

Perković	64.58	68.11	69.11	x	66.96	64.03
Li	x	67.22	x	x	63.64	x
Barrios	63.97	66.38	64.84	64.06	x	65.21
Müller	65.71	65.06	x	64.16	64.35	65.94
Robert-Michon	62.23	61.70	62.41	62.66	63.62	63.98
Poonia	62.42	x	61.61	x	63.62	61.31
Brown Trafton	63.01	x	59.30	x	x	61.89
Sendriūtė	61.68	x	x			
<i>Pishchalnikova</i>	<i>65.19</i>	<i>62.07</i>	<i>65.06</i>	<i>66.42</i>	<i>67.56</i>	<i>59.13</i>

Eight throwers exceeded the qualifying distance of 63.00 headed by Barrios's 65.94, and five of the top six qualifiers would fill the original top five positions in the final. The odd one out was reigning champion Brown Trafton, whose best throw of over 66 metres in round two was a sector foul.

Li and Barrios reached 67.22 and 66.38 in the second round before Perković took over with 68.11. The Croatian really connected with her third throw, which landed at 69.11 and the gold medal was settled. Her country had its first Olympic Champion in athletics. Darya Pishchalnikova (RUS), who had reached 70.69 a month before the Games, almost erased her tendency to lean to the left on the release of the discus to throw 65.56 in round five and win the silver medal.

It transpired that the Russian had actually tested positive for steroids in May 2012. Once that was confirmed, Pishchalnikova was banned for 10 years and the IAAF annulled all her results from that date. The IOC also decided to strip the Russian of her silver and promote all those below her, though that development was not made public until the autumn of 2015.

Missing the final by two places (or one place disregarding Pishchalnikova) was 40 year-old Nicoleta Grasu (ROU), competing at her sixth Olympics.

## WOMEN'S DISCUS THROW

## The Best on Points

23	Lia Manoliu ROU	1952-6, 1960-3, 1964-3, 1968-1
22	Nina Ponomaryova URS (RUS)	1952-1, 1956-3, 1960-1
21	Ellina Zvereva URS/BLR	1988-5, 1996-3, 2000-1, 2008-6

## Most Finals

6	Manoliu	1952-6, 1956-9, 1960-3, 1964-3, 1968-1, 1972-9
5	Irina Yatchenko EUN/BLR	1992-7, 1996-12, 2000-3, 2004-dq/final, 2008-11
4	Ponomaryova	1952-1, 1956-3, 1960-1, 1964-11
	Olga Fitoková/Connolly TCH (CZE)/USA	1956-1, 1960-7, 1964-12, 1968-6
	Zvereva	

## Most Appearances

6	Manoliu	
	Nicoleta Grasu ROU	1992-13Q, 1996-7, 2000-19Q, 2004-6, 2008-12, 2012-13Q
5	Fitoková/Connolly	1956-1, 1960-7, 1964-12, 1968-6, 1972-16Q
	Zvereva	1988-5, 1996-3, 2000-1, 2004-15Q, 2008-6
	Yatchenko	

## Placing Table

	G	S	B	4	5	6	7	8	M	Points
GER	5	3	2	7	5	3	4	2	10	147
URS/EUN	4	3	3	3	6	-	2	2	10	116
USA	2	3	-	1	-	2	3	1	5	55
ROU	1	1	3	-	1	3	2	1	5	51
BUL	-	3	2	2	-	-	-	2	5	45
POL	1	1	1	1	-	1	-	1	3	30
BLR	1	-	3	-	-	1	-	-	4	29
CUB	1	1	1	-	-	1	1	-	3	26
RUS	1	1	-	1	-	1	-	-	2	23
GRE	-	2	-	-	1	-	1	-	2	20
CHN	-	1	-	1	1	-	1	2	1	20
FRA	1	-	1	-	1	-	-	1	2	19
JPN	-	-	-	2	1	-	1	-	0	16
TCH (CZE)	1	-	-	-	-	1	1	2	1	15
NED	1	-	-	-	-	1	1	-	1	13
SWE	-	-	1	-	-	1	1	-	1	11
AUT	-	-	-	-	2	1	-	-	0	11
CZE	-	-	1	-	1	-	-	-	1	10

## Women's Discus Throw, continued

Placing	Table									Points
	G	S	B	4	5	6	7	8	M	
HUN	-	-	1	-	-	1	-	1	1	10
CRO	1	-	-	-	-	-	-	-	1	8
UKR	-	-	-	1	-	-	-	-	-	5
AUS	-	-	1	-	-	-	-	3	1	9
ITA	-	1	-	-	-	-	-	-	1	7
GBR	-	-	-	-	1	-	1	-	0	6
ARG	-	-	-	-	-	1	1	1	0	6
FIN	-	-	-	1	-	-	-	-	0	5
IND	-	-	-	-	-	1	-	-	0	3
NZL	-	-	-	-	-	1	-	-	0	3
LTU	-	-	-	-	-	-	-	1	0	1
<b>Totals</b>	<b>20</b>	<b>20</b>	<b>20</b>	<b>20</b>	<b>20</b>	<b>20</b>	<b>20</b>	<b>20</b>	<b>60</b>	<b>720</b>

## Breakdown of GER placings:

GER	2	1	1	5	2	1	2	1	4	70
GDR	3	1	1	2	2	1	2	-	5	62
FRG	-	1	-	-	1	1	-	1	1	15
<b>Totals</b>	<b>5</b>	<b>3</b>	<b>2</b>	<b>7</b>	<b>5</b>	<b>3</b>	<b>4</b>	<b>2</b>	<b>10</b>	<b>147</b>

## Breakdown of URS/EUN placings:

RUS	4	3	1	3	4	-	-	2	8	92
GEO	-	-	1	-	-	-	-	-	1	6
KAZ	-	-	1	-	-	-	-	-	1	6
BLR	-	-	-	-	1	-	1	-	0	6
UKR	-	-	-	-	1	-	-	-	0	4
LTU	-	-	-	-	-	-	1	-	0	2
<b>Totals</b>	<b>4</b>	<b>3</b>	<b>3</b>	<b>3</b>	<b>6</b>	<b>-</b>	<b>2</b>	<b>2</b>	<b>10</b>	<b>116</b>

## Hammer Throw

1928-1996: Not held

## Sydney, 29 Sep 2000

1, (8)	Kamila Skolimowska	POL	71.16
2, (12)	Olga Kuzenkova	RUS	69.77
3, (5)	Kirsten Münchow	GER	69.28
4, (7)	Yipsi Moreno	CUB	68.33
5, (1)	Debbie Sosimenko	AUS	67.95
6, (11)	Lyudmila Gubkina	BLR	67.08
7, (3)	Dawn Ellerbe	USA	66.80
8, (9)	Amy Palmer	USA	66.15

(Competitors: 28; Countries: 20; Finalists: 12)

Series	1	2	3	4	5	6
Skolimowska	x	66.33	71.16	66.06	69.91	-
Kuzenkova	x	67.18	69.64	69.77	x	x
Münchow	66.42	x	67.81	66.03	69.28	67.96
Moreno	65.79	67.16	67.04	64.88	68.33	67.43
Sosimenko	67.95	64.24	65.49	66.39	x	x
Gubkina	66.04	66.16	x	67.08	66.77	66.95
Ellerbe	62.50	64.51	66.80	64.40	66.16	64.71
Palmer	x	60.21	66.15	59.42	x	x

The first shock came when Mihaela Melinte, the world record holder, and co-favourite, was marched off the field before the qualifying competition because of a doping violation. The other favourite, Kuzenkova led the qualifying by almost 3m with 70.60.

Sosimenko led the final with her opening 67.95 until the third round. Skolimowska then broke her world junior record (70.66) with 71.16. Kuzenkova responded with 69.64 and 69.77, but could never get on terms with the 17 year-old Pole. Both Münchow (69.28) and Moreno (68.33) went ahead of Sosimenko in the 5th round.

The athletics world was shocked when, in February 2009, Skolimowska died suddenly from a pulmonary embolism at the age of 26.

## Athens, 25 Aug 2004

1, (9)	Olga Kuzenkova	RUS	75.02OR
2, (12)	Yipsi Moreno	CUB	73.36
3, (1)	Yunaika Crawford	CUB	73.16

4, (8)	Betty Heidler	GER	72.73
5, (4)	Kamila Skolimowska	POL	72.57
6, (5)	Olga Tsander	BLR	72.27
7, (10)	Zhang Wenxiu	CHN	72.03
8, (2)	Irina Sekachova	UKR	70.40

(Competitors: 48; Countries: 27; Finalists: 12)

Series	1	2	3	4	5	6
Kuzenkova	73.18	74.27	75.02	x	72.60	74.92
Moreno	x	72.68	x	x	73.36	x
Crawford	70.98	71.43	73.16	x	x	70.06
Heidler	x	67.71	72.73	72.47	70.21	68.49
Skolimowska	69.91	68.50	72.57	x	x	67.06
Tsander	66.17	70.15	72.27	65.01	x	68.63
Zhang	x	72.03	x	68.03	x	x
Sekachova	69.40	70.11	67.34	66.40	70.40	x

Prior to the Olympic final only two competitions had ever seen three women throw further than 72m; on this occasion seven were over that distance. The big favourite was Moreno, who had remained undefeated in 13 competitions, and had averaged beyond 73.30 – a distance reached by only four other throwers all season. One of them was Kuzenkova, who had competed in four global championships, and had won the silver medal every time.

The Russian opened with 73.18, to lead by more than two metres from Crawford, and was never headed. After a foul, Moreno reached 72.68 to take over second place from Zhang (72.03), but Kuzenkova meanwhile had reached 74.27, and cemented her gold medal with 75.02 in round three. That was the best round for five of the top eight, including defending champion Skolimowska, Crawford and Heidler who demoted Moreno to fourth place. The Cuban star eventually recovered, though looking highly frustrated in throwing 73.36 to lift the silver from her teammate. Kuzenkova had produced three throws further than 74m and fully merited her upset victory.

### Beijing, 18 Aug 2008

1, (4)	Oksana Menkova	BLR	76.34OR
2, (7)	Yipsi Moreno	CUB	75.20
3, (8)	Zhang Wenxiu	CHN	74.32
4, (2)	Daryia Pchelnik	BLR	73.65
5, (9)	Manuela Montebun	FRA	72.54
6, (11)	Anita Włodarczyk	POL	71.56
7, (6)	Clarissa Claretti	ITA	71.33
8, (3)	Martina Hrašnová	SVK	71.00

(Competitors: 50; Countries: 30; Finalists: 12)

Series	1	2	3	4	5	6
Menkova	74.40	x	72.23	x	76.34	51.72
Moreno	x	73.95	72.61	x	74.70	75.20
Zhang	74.00	74.32	73.40	73.50	70.75	73.53
Pchelnik	69.10	72.46	72.82	71.00	72.83	73.65
Montebun	67.63	70.55	70.01	72.54	71.92	70.63
Włodarczyk	69.39	x	71.56	70.86	x	x
Claretti	x	71.33	x	x	x	x
Hrašnová	68.28	x	71.00	x	70.19	x

After placing second in 2004, Moreno was favoured to win. She duly led the qualifiers with 73.92. Seven athletes reached the automatic qualifying level of 71.50, and 69.36 was the cut-off. Mariya Smolyachkova (BLR) therefore achieved the unwanted feat of throwing the longest-ever non-qualifying distance (69.22).

Menkova was the first to exceed 70m in the final with 74.40. Zhang was nearest after the first round with 74.00, and Moreno moved into medal contention with her second round effort of 73.95. The medal places only shifted once, in the fifth round when Moreno threw 74.70. Menkova immediately responded with an Olympic record 76.34, which held off Moreno's fine final effort of 75.20 for the gold medal. Zhang had improved to 74.32 in round two, and this was enough stay ahead of Pchelnik, who threw 73.65 in the final round.

### London, 10 Aug 2012

1, (5)	Tatyana Lysenko	RUS	78.18OR
2, (4)	Anita Włodarczyk	POL	77.60
3, (2)	Betty Heidler	GER	77.12
4, (1)	Zhang Wenxiu	CHN	76.34
5, (10)	Kathrin Klaas	GER	76.05
6, (9)	Yipsi Moreno	CUB	74.60
7, (12)	Oksana Menkova	BLR	74.40
8, (6)	Stéphanie Falzon	FRA	73.06

(Competitors: 37; Countries: 27; Finalists: 12)

Series	1	2	3	4	5	6
Lysenko	77.56	75.86	74.39	77.12	78.18	77.28
Włodarczyk	75.01	76.02	75.72	x	77.10	77.60
Heidler	73.90	71.52	72.77	x	77.12	72.77
Zhang	72.96	76.34	73.81	68.20	75.56	x
Klaas	x	72.79	76.05	74.66	72.88	x
Moreno	74.60	x	x	x	71.97	x
Menkova	69.50	x	74.40	72.06	x	x
Falzon	73.06	69.29	71.10			

The lead changed twice in the first round of the final before World Champion Lysenko threw an Olympic record of 77.56. Włodarczyk and Zhang reached 76.02 and 76.34 respectively in round two, and the fast-spinning Klaas moved into third in round three with 76.05. Round five proved to be eventful. Heidler apparently reached 77.12, but because Lysenko had thrown the same distance with the preceding throw, the German's mark was wrongly perceived to be an error of duplication. The German was initially wrongly credited with a mark of 72.34, which in fact was that of the following thrower of Marghieva. The German protested and was given an extra attempt, which she unfortunately fouled. With her own fifth effort, Lysenko produced the winning mark of 78.18, while Włodarczyk moved into second place with her final throw of 77.60. Two throws later Zhang fouled, but at that point felt her 76.34 was good enough for the bronze. She, with Lysenko and Włodarczyk, embarked on a victory lap.

Meanwhile Heidler calmly continued her remonstrations. Finally it was confirmed that her fifth effort was legitimate, meaning that she was not eighth as originally listed, but third with Zhang fourth. The Chinese appealed unsuccessfully on the grounds that Zhang had been disadvantaged by wrongly thinking she was in a medal position before her final effort.

"They were all very nice and tried very hard," said the gracious Heidler of the infield judges who dealt with her protestations. Less happy was Moldova's Zalina Margheiva. Originally eighth at 74.06, she was disqualified in 2013 following the re-analysis of an in-competition doping sample of hers from 2009.

#### WOMEN'S HAMMER THROW

##### The Best on Points

22	Yipsi Moreno	CUB	2000-4, 2004-2, 2008-2, 2012-6
15	Olga Kuzenkova	RUS	2000-2, 2004-1
13	Zhang Wenxiu	CHN	2004-7, 2008-3, 2012-4
12	Kamila Skolimowska	POL	2000-1, 2004-5

##### Most Finals

4	Moreno		
3	Skolimowska	2000-1, 2004-5, 2008-nm	
	Betty Heidler	GER	2004-4, 2008-9, 2012-3
	Zhang		
2	Kuzenkova		

##### Most Appearances

4	Moreno		
3	Skolimowska		
	Svetlana Sudak/Torun	BLR/TUR	2000-10, 2004-31Q, 2008-17Q
	Ivana Brkljačić	CRO	2000-11, 2004-13Q, 2008-16Q
	Irina Sekachova	UKR	2000-16Q, 2004-8, 2008-25Q
	Manuela Montebun	FRA	2000-24Q, 2004-15Q, 2008-5
	Zhang		
	Heidler		
	Berta Castells	ESP	2004-23Q, 2008-41Q, 2012-20Q
	Éva Orbán	HUN	2004-24Q, 2008-34Q, 2012-16Q
	Vânia Silva	POR	2004-34Q, 2008-46Q, 2012-34Q
	Jenny Dahlgren	ARG	2004-43Q, 2008-29Q, 2012-nmQ

## Women's Hammer Throw, continued

## Placing Table

	G	S	B	4	5	6	7	8	M	Points
CUB	-	2	1	1	-	1	-	-	3	28
RUS	2	1	-	-	-	-	-	-	3	23
POL	1	1	-	-	1	1	-	-	2	22
BLR	1	-	-	1	-	2	1	-	1	21
GER	-	-	2	1	1	-	-	-	2	21
CHN	-	-	1	1	-	-	1	-	1	13
FRA	-	-	-	-	1	-	-	1	0	5
AUS	-	-	-	-	1	-	-	-	0	4
USA	-	-	-	-	-	-	1	1	0	3
ITA	-	-	-	-	-	-	1	-	0	2
SVK	-	-	-	-	-	-	-	1	0	1
UKR	-	-	-	-	-	-	-	1	0	1
<b>Totals</b>	<b>4</b>	<b>4</b>	<b>4</b>	<b>4</b>	<b>4</b>	<b>4</b>	<b>4</b>	<b>4</b>	<b>12</b>	<b>144</b>

## Javelin Throw

1928: Not held

## Los Angeles, 31 Jul 1932

1,	Mildred "Babe" Didriksen	USA	43.69OR
2,	Ellen Braumüller	GER	43.50
3,	Tilly Fleischer	GER	43.01
4,	Masako Shinpo	JPN	39.08
5,	Nan Gindele	USA	37.95
6,	Gloria Russell	USA	36.74
7,	Maria Uribe	MEX	33.66
8,	Mitsue Ishizu	JPN	30.81

(Competitors: 8; Countries: 4)

Didriksen became the first woman to win medals in running, throwing and jumping disciplines in the 1932 Games. The javelin came first, and Didriksen won with her first round throw; her hand slipped off the grip as she threw, and it flew lower than usual and landed at a lifetime best of 43.68 (rounded down from the measured 43.69). Didriksen damaged her shoulder with the throw and did not come close to the winning mark for the rest of the afternoon. Gindele, Braumüller and Fleischer had all thrown beyond 44m earlier in the season, and the two Germans came within a metre of Didriksen, Braumüller coming up short by only 18cm.

## Berlin, 2 Aug 1936

1, (12)	Tilly Fleischer	GER	45.18OR
2, (2)	Luise Krüger	GER	43.29
3, (1)	Maria Kwaśniewska	POL	41.80
4, (13)	Herma Bauma	AUT	41.66
5, (11)	Sadako Yamamoto	JPN	41.45
6, (16)	Lydia Eberhardt	GER	41.37
7, (3)	Gertrude Wilhelmsen	USA	37.35
8, (5)	Gerda de Kock	NED	36.93

(Competitors: 14; Countries: 10)

Series	1	2	3	4	5	6
Fleischer	38.60	44.69	43.01	38.87	45.18	42.19
Krüger	40.78	39.24	43.29	40.69	37.94	42.96
Kwaśniewska	41.80	38.49	39.75	39.45	40.10	37.77
Bauma	33.42	38.43	41.66	40.15	39.90	39.73
Yamamoto	40.88	38.44	41.18	39.52	41.24	41.45
Eberhardt	36.26	41.00	39.18	39.91	41.37	40.68
Wilhelmsen	32.91	31.84	37.35			
de Kock	36.93	34.77	35.03			

Bauma (45.71) and Krüger (45.27) were the leading throwers before the Games, with Lisa Gelius (45.22) the next best. However, Gelius finished only fifth in the German championships behind Fleischer's 44.56.

In the Olympics Kwaśniewska led after the first round with 41.80, but Fleischer then set an Olympic record of 44.69, which she extended to 45.18 in the penultimate round. Krüger moved into second with 43.29 in round 3, and Bauma just missed bronze with 41.66 in the same round.

## London, 31 Jul 1948

1, (2)	Herma Bauma	AUT	45.57OR
2, (11)	Kaisa Parviainen	FIN	43.79
3, (4)	Lily Carlstedt	DEN	42.08
4, (6)	Dorothy Dodson	USA	41.96
5, (16)	Jo Waalboer/Teunissen	NED	40.92
6, (8)	Johanna Koning	NED	40.33
7, (7)	Dana Ingrová	CZE	TCH 39.64
8, (5)	Elly Dammers	NED	38.23

(Competitors: 15; Countries: 10)

Twelve years after missing a medal by just 15cm, Bauma won Austria's only gold medal in Olympic athletics history. She later went on to throw 48.63m in September, but her best for the year was exceeded by three USSR athletes in the range 48.92-48.70.

## Helsinki, 24 Jul 1952

1, (5)	Dana Ingrová/Zátoková	CZE	TCH 50.47OR
2, (13)	Aleksandra Chudina	RUS	URS 50.01
3, (17)	Yelena Gorchakova	RUS	URS 49.76
4, (2)	Galina Zybina	RUS	URS 48.35
5, (4)	Lily Carlstedt/Kelsby	DEN	46.23
6, (11)	Marlies Müller	GER/FRG	44.37
7, (3)	Maria Ciach	POL	44.31
8, (6)	Jutta Krüger	GER/FRG	44.30

(Competitors: 19; Countries: 13; Finalists: 17)

Series	1	2	3	4	5	6
Ingrová/Zátoková	50.47	41.31	46.28	43.45	45.62	47.63
Chudina	46.71	45.20	47.52	x	49.61	50.01
Gorchakova	46.67	49.76	48.27	45.28	43.10	43.28
Zybina	44.86	48.35	47.24	47.94	47.81	45.95
Carlstedt/Kelsby	46.23	40.90	45.53	42.38	44.82	44.77
Müller	x	44.37	x	43.21	x	43.08
Ciach	42.55	43.53	44.31			
Krüger	44.30	42.17	41.77			

The three Russians topped the pre-Olympic lists ahead of Zátoková. The Czech had married Emil Zátopek in 1949, and shared two strong ties – both were born on the same day (September 19, 1922), and both won Olympic gold medals on July 24, 1952. After Chudina led the qualifiers with 46.23, Zátoková opened in the final with her winning throw, a personal best of 50.47. The three Russians filled the next three positions, with Chudina, the finest multi-events athlete of the 1950s, moving from bronze medal position to second place with her final throw of 50.01.

Finland's greatest thrower Matti Järvinen stated after the event that Zátoková was the best technician of the event on view at the Helsinki Games.

## Melbourne, 28 Nov 1956

1, (5)	Ineze Jaunzeme	LAT	URS 53.86OR
2, (7)	Marlene Ahrens	CHI	50.38
3, (2)	Nadezhda Konyayeva	RUS	URS 50.28
4, (14)	Dana Ingrová/Zátoková	CZE	TCH 49.83
5, (1)	Ingrid Almqvist	SWE	49.74
6, (13)	Urszula Figwer	POL	48.16
7, (11)	Erszébet Vigh	HUN	48.07
8, (4)	Karen Anderson	USA	48.00

(Competitors: 19; Countries: 13; Finalists: 14)

Series	1	2	3	4	5	6
Jaunzeme	51.63	46.62	50.46	53.40	49.08	53.86
Ahrens	47.47	49.36	44.68	46.30	50.38	39.31
Konyayeva	49.48	50.28	46.24	47.39	44.51	44.40
Ingrová/Zátoková	43.52	49.83	47.07	47.59	49.81	41.59
Almqvist	49.74	43.58	45.06	48.24	43.06	41.17
Figwer	44.28	48.16	42.54	42.81	43.02	45.64
Vigh	46.69	48.07	47.38			
Anderson	47.28	48.00	41.76			

Ineze Jaunzeme was third in the 1956 Soviet Championships, and would never do better. But in Melbourne she was dominant, with four throws further than the second best thrower. Her best throws of 53.40 and then 53.86 were both Latvian records, and she became the first ever gold medallist from that country, though a part of the USSR at the time. The surprise of the competition was the silver medal for Ahrens, who had ranked only 19th before the Games, and was the only Chilean female ever to win an Olympic medal.

### Rome, 1 Sep 1960

1, (2) Elvīra Ozoliņa	RUS	URS	55.98OR
2, (11) Dana Zátoková	CZE	TCH	53.78
3, (12) Birutė Kalėdienė	LTU	URS	53.45
4, (7) Vlasta Pešková	CZE	TCH	52.56
5, (1) Urszula Figwer		POL	52.33
6, (4) Anna Pazera		AUS	51.15
7, (5) Susan Platt		GBR	51.01
8, (8) Alevtina Shastitko	RUS	URS	50.92

(Competitors: 20; Countries: 14; Finalists: 13)

Series	1	2	3	4	5	6
Ozoliņa	55.98	x	51.54	54.80	x	x
Zátoková	49.84	50.36	53.78	51.02	46.13	50.70
Kalėdienė	50.17	49.81	53.45	50.87	49.58	x
Pešková	50.94	x	51.28	52.56	49.00	48.82
Figwer	52.33	x	47.92	50.16	46.53	x
Pazera	51.15	47.04	x	42.76	47.35	x
Platt	51.01	50.84	x			
Shastitko	47.43	50.83	50.92			

Ozoliņa had topped the 1959 world lists, but improved to produce the four best ever throws in 1960. She opened with 55.98, the winning effort, and had a further throw of 54.80, also good enough to take gold. Behind her Zátoková confirmed herself as the most consistent thrower of the 1950-60 era by winning her second Olympic medal to add to her European titles of '54 and '58. She edged Kalėdienė by 33cm and became the then oldest ever women's Olympic athletics medallist at 37 years 348 days.

In seventh place was Platt, whose surprising third round throw was in the region of 54m, but was erroneously ruled a foul by an over-zealous official who misunderstood her moving forward around the foul line to check the distance after the throw had landed.

### Tokyo, 16 Oct 1964

1, Mihaela Peneş	ROU	60.54
2, Márta Antal/Rudásné	HUN	58.27
3, Yelena Gorchakova	RUS	URS 57.06
4, Birutė Kalėdienė	LTU	URS 56.31
5, Elvīra Ozoliņa	RUS	URS 54.81
6, Maria Diaconescu	ROU	53.71
7, Hiroko Sato	JPN	52.48
8, Anneliese Gerhards	GER/FRG	52.37

(Competitors: 16; Countries: 11; Finalists: 12)

Series	1	2	3	4	5	6
Peneş	60.54	52.76	x	50.72	51.44	53.77
Antal/Rudásné	53.21	58.27	x	54.17	50.24	x
Gorchakova	56.43	49.21	53.10	57.06	55.23	x
Kalėdienė	53.79	x	54.13	56.31	54.68	x
Ozoliņa	54.68	54.81	x	x	x	x
Diaconescu	x	53.71	50.49	51.21	51.35	52.00
Sato	47.28	52.48	49.18			
Gerhards	52.37	46.79	45.88			

Soviet throwers caused most of the sensations, with Gorchakova, the 1952 bronze medallist, setting a world record of 62.40 in the qualifying round, and Ozoliņa, the firm favourite to retain her title, had a miserable final and placed only fifth with 54.81. Ozoliņa was so upset that she had her head shaved, which sadly reflected the anger she felt for herself. She had been chasing Mihaela Peneş, the precocious 17 year-old Romanian, who improved her best by over 4m with her opening throw of 60.54. At 1.84/94kg, she was a dominant presence in Tokyo winning by over 2m from Rudásné, who nevertheless set a Hungarian record in beating Gorchakova for the silver. The Russian thus won a second bronze medal after a gap of 12 years.

### Mexico City, 14 Oct 1968

1, (7) Angéla Németh	HUN	60.36
2, (14) Mihaela Peneş	ROU	59.92
3, (3) Eva Janko	AUT	58.04
4, (6) Márta Antal/Rudásné	HUN	56.38
5, (10) Daniela Jaworska	POL	56.06
6, (11) Nataša Urbančič	SLO	YUG 55.42
7, (15) Ameli Koloska		FRG 55.20
8, (8) Kaisa Launela		FIN 53.96

(Competitors: 16; Countries: 11)

Series	1	2	3	4	5	6
Németh	57.66	60.36	55.56	57.54	x	53.30
Peneş	59.92	54.68	x	51.40	58.36	x
Janko	54.60	x	x	46.44	46.24	58.04
Antal/Rudásné	56.38	x	x	51.60	x	52.68
Jaworska	55.78	56.06	52.34	51.88	x	53.20
Urbančič	53.80	x	55.42	x	x	-
Koloska	53.54	54.08	x	54.00	55.20	x
Launela	53.96	51.44	x	x	x	x

After Németh had opened with 57.66, Peneş exceeded her best of the season by almost 3m with 59.92. The Hungarian, no relation to her male counterpart Miklós, came back with a lifetime best of 60.36 with her next throw. Both Peneş (58.36) and Janko (58.04) produced throws in excess of 58m towards the end of the competition, but could not overtake Németh.

### Munich, 1 Sep 1972

1, (2) Ruth Fuchs	GDR	63.88OR
2, (1) Jacqueline Todten	GDR	62.54
3, (3) Kate Schmidt	USA	59.94
4, (6) Lutvian Mollova	BUL	59.36
5, (4) Nataša Urbančič	SLO	YUG 59.06
6, (7) Eva Janko	AUT	58.56
7, (9) Ewa Gryziecka	POL	57.00
8, (12) Svetlana Korolyova	RUS	URS 56.36

(Competitors: 19; Countries: 10; Finalists: 12)

Series	1	2	3	4	5	6
Fuchs	57.44	60.20	50.20	61.16	63.88	59.16
Todten	x	55.44	57.18	59.70	56.92	62.54
Schmidt	59.94	58.32	59.84	x	48.80	56.10
Mollova	56.46	59.36	55.10	x	56.00	58.44
Urbančič	x	x	56.48	56.38	59.06	x
Janko	x	58.50	x	x	58.56	52.06
Gryziecka	44.40	47.34	57.00	55.88	54.86	x
Korolyova	56.30	55.08	x	x	56.36	x

Fuchs had improved the world record to 65.06 three months before Munich and led the qualifying round with 60.88. After the 18 year-old Kate Schmidt threw 59.94 in round 1, Fuchs went into first place with 60.20 in the next round, and built on the lead with 61.16 and finally 63.88 – the second best throw ever – in round 5. Her teammate Todten, another 18 year-old, passed Schmidt in the final round with 62.54, a world junior best.

**Montreal, 24 Jul 1976**

1, (7) Ruth Fuchs	GDR	65.94 <sup>OR</sup>
2, (3) Marion Becker	FRG	64.70
3, (1) Kate Schmidt	USA	63.96
4 (2) Jacqueline Todten	GDR	63.84
5, (11) Sabine Sebrovski	GDR	63.08
6, (4) Svetlana Korolyova/Babich	RUS URS	59.42
7, (5) Nadezhda Yakubovich	RUSURS	59.16
8, (6) Karin Smith	USA	57.50

(Competitors: 15; Countries: 10; Finalists: 12)

Series	1	2	3	4	5	6
Fuchs	65.94	59.58	65.06	54.48	58.82	58.44
Becker	60.66	60.52	64.70	x	x	x
Schmidt	x	x	59.70	57.90	x	63.96
Todten	58.30	61.68	60.90	55.16	x	63.84
Sebrovski	57.02	59.10	63.08	56.46	54.34	51.72
Korolyova/Babich	x	49.24	59.42	x	x	x
Yakubovich	58.10	x	59.16	55.76	x	52.66
Smith	53.86	57.50	55.32	52.66	45.08	39.48

Fuchs improved her own world record to 69.12 just before leaving for Montreal, and made no mistake by producing the gold medal throw with her opening effort. Becker had set a national record in leading the qualifiers with 65.14, and confirmed this with 64.70 in the third round, to take silver ahead of Schmidt. The American flirted with disaster, reaching 59.70 after two foul throws, and saved her best of 63.96 till the last round. So did '72 silver medallist Todten who almost beat Schmidt with 63.84.

**Moscow, 25 Jul 1980**

1, (10) Maria Colón	CUB	68.40 <sup>OR</sup>
2, (2) Saida Gunba	GEO URS	67.76
3, (3) Ute Hommola	GDR	66.56
4, (12) Ute Richter	GDR	66.54
5, (4) Ivanka Vancheva	BUL	65.38
6, (11) Tatyana Biryulina	UZB URS	65.08
7, (7) Éva Ráduly-Zörgő	ROU	64.08
8, (1) Ruth Fuchs	GDR	63.94

(Competitors: 21; Countries: 14; Finalists: 12)

Series	1	2	3	4	5	6
Colón	68.40	x	64.58	62.70	66.02	63.06
Gunba	66.08	67.76	x	63.78	x	65.06
Hommola	60.62	58.84	66.04	66.56	61.96	64.92
Richter	54.86	53.12	62.80	65.68	66.04	66.54
Vancheva	65.38	60.88	x	60.12	61.90	62.90
Biryulina	56.28	65.08	58.42	60.36	x	62.48
Ráduly-Zörgő	x	64.08	54.80	59.44	57.02	54.30
Fuchs	59.90	x	61.48	x	63.94	59.20

Fuchs was expected to win her third title in succession, having improved her world record to 69.96 earlier in the season. Although placing second in the qualifying with 64.26 behind teammate Richter's 66.66, Fuchs was never in the hunt for medals in the final. The British hope – Tessa Sanderson – was unable to throw beyond 48.76 in the preliminary round.

On the second throw of the final, Saida Gunba set the pace with 66.08, only to see Maria Caridad Colón achieve the gold medal with 68.40 just eight throws later. Gunba improved to 67.76 in the second round, and the two Utes – Hommola and Richter – produced three efforts beyond 66m between them. The standard was superb, with Vancheva and world record holder Biryulina (70.08 two weeks before the Games) also over 65m.

**Los Angeles, 6 Aug 1984**

1, (8) Tessa Sanderson	GBR	69.56 <sup>OR</sup>
2, (12) Tiina Lillak	FIN	69.00

3, (7) Fatima Whitbread	GBR	67.14
4, (11) Tuula Laaksalo	FIN	66.40
5, (2) Trine Solberg	NOR	64.52
6, (10) Ingrid Thyssen	FRG	63.26
7, (1) Beate Peters	FRG	62.34
8, (5) Karin Smith	USA	62.06

(Competitors: 24; Countries: 16; Finalists: 12)

Series	1	2	3	4	5	6
Sanderson	69.56	66.56	63.68	64.84	66.86	64.10
Lillak	61.14	69.00	-	-	-	-
Whitbread	64.52	65.42	x	65.82	67.14	x
Laaksalo	58.42	61.38	x	66.40	59.64	65.72
Solberg	64.52	60.90	x	x	x	x
Thyssen	61.12	63.26	55.84	55.98	60.42	58.26
Peters	61.84	59.90	x	61.24	57.98	62.34
Smith	60.54	x	55.92	59.14	x	62.06

All three of the 1983 World championship medallists were in Los Angeles, but the third placer from Helsinki – Anna Verouli – missed qualifying with 58.62, the 13th best of the initial round. Eighteen year-old Solberg produced the first quality throw of the final – 64.52 – which was equalled five throws later by world silver medallist Whitbread. Her arch rival, Sanderson was next, wanting to make up for her failure four years earlier. She launched the spear out to an Olympic record 69.56, and the gold medal was won. World record holder Lillak countered with a fine 69.00 cast in the second round, but she was not in the same form as in 1983, and took no more throws. Whitbread won the second tier GBR-FIN duel with her fifth-round 67.14 to overtake Laaksalo's 66.40.

**Seoul, 26 Sep 1988**

1, (11) Petra Felke	GDR	74.68 <sup>OR</sup>
2, (7) Fatima Whitbread	GBR	70.32
3, (3) Beate Koch	GDR	67.30
4, (10) Irina Kostyuchenkova	UKR URS	67.00
5, (4) Silke Renk	GDR	66.38
6, (1) Natalya Yermolovich	BLR URS	64.84
7, (8) Donna Mayhew	USA	61.78
8, (12) Ingrid Thyssen	FRG	60.76

(Competitors: 29; Countries: 18; Finalists: 12)

Series	1	2	3	4	5	6
Felke	72.62	74.68	66.12	66.76	71.12	68.38
Whitbread	61.98	67.46	66.58	64.86	67.82	70.32
Koch	67.30	65.66	66.48	62.04	65.64	66.02
Kostyuchenkova	64.34	67.00	63.12	63.42	63.10	x
Renk	60.86	58.74	63.98	64.60	64.74	66.38
Yermolovich	64.84	x	x	x	x	-
Mayhew	57.52	x	61.78	59.72	x	56.74
Thyssen	60.76	60.12	56.66	x	59.64	58.28

Felke became the only woman in history to throw 80m when she reached that exact distance less than three weeks before Seoul. She trailed her great rival Whitbread in the qualifying round 68.44 to 67.06, as the list of non-qualifiers included '84 medallists Sanderson and Lillak, as well as Verouli and Solberg. Felke settled the matter of the gold medal quickly in the final with the first Olympic 70m throw – 72.62 – to overtake Koch's 67.30. Whitbread then threw 67.46 in the second round with Kostyuchenkova reaching 67.00 later that round to solidify the first four places. Felke followed the Ukrainian with the winning throw of 74.68, which was the last improvement of the top four, until Whitbread's final two throws of 67.82 and 70.32.

**Barcelona, 1 Aug 1992**

1, (11) Silke Renk	GER	68.34
2, (10) Natalya Shikolenko	BLR EUJ	68.26
3, (12) Karen Forkel	GER	66.86
4, (5) Tessa Sanderson	GBR	63.58

5, (7)	Trine Solberg/Hattestad	NOR	63.54
6, (9)	Heli Rantanen	FIN	62.34
7, (6)	Petra Felke/Meier	GER	59.02
8, (3)	Dulce García	CUB	58.26

(Competitors: 25; Countries: 17; Finalists: 12)

Series	1	2	3	4	5	6
Renk	67.24	62.08	65.34	65.62	65.62	68.34
Shikolenko	68.26	67.42	x	x	x	x
Forkel	65.02	x	62.76	65.84	66.86	66.80
Sanderson	63.58	x	62.60	x	x	59.80
Hattestad	59.52	58.52	63.54	x	59.70	x
Rantanen	62.34	59.62	x	58.02	61.36	58.76
Felke/Meier	x	58.36	58.34	x	57.54	59.02
García	54.56	58.00	58.26	x	x	x

Shikolenko (67.36) and Hattestad (67.20), the athletes considered likely to vie for the gold medal, led the qualifiers. After Sanderson opened with 63.58 in her fifth Olympics, Shikolenko took the lead with 68.26, and was followed immediately by Renk (67.24) and Forkel (65.02). The medallists were decided, as only Hattestad of the other medal contenders produced a 63+ throw, and her 63.54 was not enough to take her beyond fifth place. Forkel achieved her best throw in the fifth round with 66.86, and supported it well with her final effort of 66.80. Renk was throwing just before her and, with the penultimate effort of the competition, hurled the winning throw of 68.34, to gain the narrowest Olympic javelin win since her male compatriot Wolfermann beat Lūsis in 1972.

### Atlanta, 27 Jul 1996

1, (1)	Heli Rantanen	FIN	67.94
2, (7)	Louise McPaul	AUS	65.54
3, (9)	Trine Solberg/Hattestad	NOR	64.98
4, (2)	Isel López	CUB	64.68
5, (5)	Xiomara Rivero	CUB	64.48
6, (10)	Karen Forkel	GER	64.18
7, (11)	Mikaela Ingberg	FIN	61.52
8, (8)	Li Lei	CHN	60.74

(Competitors: 32; Countries: 23; Finalists: 12)

Series	1	2	3	4	5	6
Rantanen	67.94	64.72	63.84	62.60	63.82	59.18
McPaul	61.72	62.74	64.18	59.76	63.34	65.54
Hattestad	61.42	60.78	x	58.66	62.74	64.98
López	x	63.50	57.98	x	64.68	x
Rivero	x	61.94	62.76	x	64.48	61.60
Forkel	56.50	59.20	64.18	58.70	62.04	62.42
Ingberg	x	61.52	x	60.30	x	x
Li	x	56.96	60.74	59.56	58.52	60.12

Veterans Shikolenko and Hattestad were favoured to battle for gold, but the javelin is not a respecter of expectations. Tilea (66.94) and Rantanen (66.54) led the qualifying, with both favourites getting through, while reigning champion Renk (59.70), and six-time Olympian Sanderson (58.86) each failed to make it to the final stages. Rantanen opened the final with a lifetime best of 67.94, and then watched as the other 11 finalists had their 54 throws without getting within 2m of her best. Lean (1.73/64kg) Louise McPaul got closest with 65.54, as she and Hattestad (64.98) shunted Cubans López and Rivero out of medals in the final round.

### Sydney, 30 Sep 2000

1, (6)	Trine Hattestad	NOR	68.91
2, (10)	Miréla Tzelíli	GRE	67.51
3, (5)	Osleidys Menéndez	CUB	66.18
4, (3)	Steffi Nerius	GER	64.84
5, (9)	Sonia Bisset	CUB	63.26
6, (2)	Xiomara Rivero	CUB	62.92
7, (12)	Tatyana Shikolenko	RUS	62.91
8, (8)	Nikola Tomečková	CZE	62.10

(Competitors: 35; Countries: 27; Finalists: 12)

Series	1	2	3	4	5	6
Hattestad	68.91	62.27	x	64.38	66.22	64.09
Tzelíli	x	65.56	67.51	61.96	65.34	67.51
Menéndez	66.03	64.99	65.17	63.95	62.47	66.18
Nerius	61.99	61.41	64.84	57.88	61.11	61.02
Bisset	63.26	62.77	x	x	62.85	63.11
Rivero	62.10	62.92	x	60.20	x	x
Shikolenko	58.28	62.91	61.54	x	x	61.97
Tomečková	58.13	55.86	58.69	56.12	61.30	62.10

In an event notable for surprises, Trine Hattestad was a model of consistency. After early career failures in the 1980s, and one Olympic medal in four attempts, she had won two world titles, and become world record holder with the new specification javelin introduced at the beginning of the pre-Olympic year. The qualifying was led by Menéndez with 67.34, with Nerius (65.76) and Hattestad (65.44) also producing big throws.

Hattestad settled things early in the final, booming the 6th throw of the competition out to 68.91, the second-furthest of all-time. Menéndez had preceded the Norwegian with 66.03, and was overtaken for silver in the third round by World Champion Tzelíli, who moved into third on the all-time list with 67.51, a throw which she emulated in the 6th round. Menéndez showed good competitive fire with her final throw of 66.18, and in all produced four throws ahead of fourth place Nerius's 64.84.

### Athens, 27 Aug 2004

1, (10)	Osleidys Menéndez	CUB	71.53OR
2, (8)	Steffi Nerius	GER	65.82
3, (2)	Miréla Manjani	GRE	64.29
4, (3)	Nikola Tomečková/Brejchová	CZE	64.23
5, (6)	Sonia Bisset	CUB	63.54
6, (11)	Laverne Eve	BAH	62.77
7, (9)	Noriada Bicet	CUB	62.51
8, (1)	Tatyana Lyakhovich	UKR	61.75

(Competitors: 45; Countries: 31; Finalists: 12)

Series	1	2	3	4	5	6
Menéndez	71.53	x	65.41	68.60	63.64	-
Nerius	63.02	60.58	x	x	63.60	65.82
Manjani	62.29	63.61	x	62.20	x	64.29
Brejchová	62.46	63.77	64.23	x	63.77	62.55
Bisset	61.93	59.58	60.39	60.32	60.20	63.54
Eve	57.25	58.09	62.77	58.50	x	59.02
Bicet	62.36	60.64	60.70	62.51	60.41	61.61
Lyakhovich	59.52	57.26	61.75	x	57.39	55.70

Only one athlete had achieved 66m in 2004, Menéndez, who had thrown this distance six times. She threw 64.91 to lead 11 qualifiers past the required 61m, with Bicet (60.97) taking the final place ahead of Finland's Mihaela Ingberg (60.80), who achieved the furthest non-qualifying mark ever.

Four throwers had managed 62+ in the first round of the final before Menéndez threw. The spear flew out to 71.53, just one centimetre short of her three year-old world record. The competition was effectively ended, though the Cuban did produce another throw (68.60) easily good enough to take the gold medal. Brejchová was holding second place with 64.23 until the last round, when German veteran Nerius (65.82) and Manjani (64.29) went past. Four Caribbean athletes featured in the top seven: three Cubans and Laverne Eve, who had won the Pan American Junior Shot title 20 years earlier!

### Beijing, 18 Aug 2008

1, (11)	Barbora Špotáková	CZE	71.42
2, (5)	Mariya Abakumova	RUS	70.78
3, (4)	Christina Obergföll	GER	66.13
4, (10)	Goldie Sayers	GBR	65.75
5, (8)	Steffi Nerius	GER	65.29
6, (12)	Osleidys Menéndez	CUB	63.35
7, (1)	Barbara Madejczyk	POL	62.02
8, (3)	Katharina Molitor	GER	59.64

(Competitors: 54; Countries: 39; Finalists: 12)

Series	1	2	3	4	5	6
Špotáková	69.22	67.04	x	64.92	x	71.42
Abakumova	69.32	69.08	x	70.78	x	67.52
Obergföll	66.13	x	63.34	x	x	x
Sayers	65.75	59.40	62.92	59.72	65.03	56.83
Nerius	64.05	62.25	59.97	x	x	65.29
Menéndez	63.35	x	x	x	x	x
Madejczyk	58.74	59.16	58.67	x	58.21	62.02
Molitor	53.19	57.37	59.64	58.81	56.72	57.00

Špotáková, the World Champion and favourite, had led the qualifiers with 67.69. Her competitive abilities were tested early in the final when Abakumova produced a Russian record of 69.32. Špotáková immediately responded with an excellent 69.22. Obergföll and Sayers both produced their best throws in round one, and the bronze medal was settled in favour of the German.

Abakumova backed up her opening throw with 69.04 in the second round, and in round 4 moved to number three on the all-time list with a European record of 70.78. No-one had ever thrown that far without winning, but Špotáková, who had begun her international career eight years earlier as a junior heptathlete, showed great poise and concentration in producing her own national record of 71.42 in the final round to win the best throwing competition of the 2008 Olympics.

### London, 9 Aug 2012

1, (1)	Barbora Špotáková	CZE	69.55
2, (11)	Christina Obergföll	GER	65.16
3, (7)	Linda Stahl	GER	64.91
4, (2)	Sunette Viljoen	RSA	64.53
5, (6)	Lu Huihui	CHN	63.70
6, (5)	Kathrina Molitor	GER	62.89
7, (10)	Martina Ratej	SLO	61.62
8, (12)	Madara Palameika	LAT	60.73

(Competitors: 42; Countries: 39; Finalists: 12)

Series	1	2	3	4	5	6
Špotáková	66.90	66.88	66.24	69.55	x	x
Obergföll	65.16	x	x	x	x	x
Stahl	59.49	63.24	62.67	64.91	x	x
Viljoen	64.53	62.71	57.30	57.05	60.93	62.61
Lu	59.97	63.28	58.58	61.26	63.70	62.19
Molitor	62.89	58.15	58.51	x	x	x
Ratej	x	58.89	61.62	x	60.11	56.90
Palameika	56.47	60.73	x	59.32	x	59.22

The qualifying round was led by Špotáková (66.19), with Obergföll (66.14) and Viljoen (65.92) close behind. The major non-qualifiers were European Champion Vira Rebryk (UKR) and Britain's 66m thrower Sayers, who was clearly injured. Špotáková effectively retained her title with the first throw of the final (66.90), and only Obergföll with 65.16 was able to get reasonably near to the Czech's distance. The biggest surprise was World Champion Abakumova's tenth place, her 59.34 being nearly four metres down on her qualifying effort.

Špotáková emphasized her superiority with her fourth round throw of 69.55, which raised a cautious smile of approval from her coach at the time, Jan Železný. She finished with deliberate foot fouls of 61m and 67m. Stahl overtook Viljoen for the bronze in round four.

#### WOMEN'S JAVELIN THROW

##### The Best on Points

22	Dana Zátopková TCH (CZE)	1948-7, 1952-1, 1956-4, 1960-2
	Trine Hattestad NOR	1984-5, 1992-5, 1996-3, 2000-1
17	Ruth Fuchs GDR	1972-1, 1976-1, 1980-8
	Osleidys Menéndez CUB	2000-3, 2004-1, 2008-6

##### Most Finals

4	Zátopková	
	Hattestad	
	Steffi Nerius GER	1996-9, 2000-4, 2004-2, 2008-5

##### Most Appearances

6	Tessa Sanderson GBR	1976-10, 1980-19Q, 1984-1, 1988-21Q, 1992-4, 1996-14Q
5	Hattestad	1984-5, 1988-18Q, 1992-5, 1996-3, 2000-1
	Laverne Eve BAH	1988-16Q, 1996-17Q, 2000-16Q, 2004-6, 2008-20Q

#### Women's Javelin Throw, continued

##### Placing Table

	G	S	B	4	5	6	7	8	M	Points
GER	5	6	6	3	3	5	3	5	17	171
URS/EUN	2	3	4	3	1	3	1	2	9	93
CUB	2	-	1	1	3	2	1	1	3	48
USA	1	-	2	1	1	1	2	3	3	39
FIN	1	2	-	1	-	1	1	1	3	33
GBR	1	1	1	2	-	-	1	-	3	33
TCH (CZE)	1	1	-	2	-	-	1	-	2	27
POL	-	-	1	-	2	1	3	-	1	23
CZE	2	-	-	1	-	-	-	1	2	22
HUN	1	1	-	1	-	-	1	-	2	22
AUT	1	-	1	1	-	1	-	-	2	22
NOR	1	-	1	-	2	-	-	-	2	22
ROU	1	1	-	-	-	1	1	-	2	20
GRE	-	1	1	-	-	-	-	-	2	13
JPN	-	-	-	1	1	-	1	1	0	12
AUS	-	1	-	-	-	1	-	-	1	10
DEN	-	-	1	-	1	-	-	-	1	10
RUS	-	1	-	-	-	-	1	-	1	9
BUL	-	-	-	1	1	-	-	-	0	9
NED	-	-	-	-	1	1	-	2	0	9
CHI	-	1	-	-	-	-	-	-	1	7
YUG (SLO)	-	-	-	-	1	1	-	-	0	7
RSA	-	-	-	1	-	-	-	-	0	5
CHN	-	-	-	-	1	-	-	1	0	5
SWE	-	-	-	-	1	-	-	-	0	4
BAH	-	-	-	-	-	1	-	-	0	3
MEX	-	-	-	-	-	-	1	-	0	2
SLO	-	-	-	-	-	-	1	-	0	2
LAT	-	-	-	-	-	-	-	1	0	1
UKR	-	-	-	-	-	-	-	1	0	1
<b>Totals</b>	<b>19</b>	<b>19</b>	<b>19</b>	<b>19</b>	<b>19</b>	<b>19</b>	<b>19</b>	<b>19</b>	<b>57</b>	<b>684</b>

##### Breakdown of GER placings:

GER	2	4	4	1	1	4	1	3	10	94
GDR	3	1	2	2	2	-	-	1	6	62
FRG	-	1	-	-	-	1	2	1	1	15
<b>Totals</b>	<b>5</b>	<b>6</b>	<b>6</b>	<b>3</b>	<b>3</b>	<b>5</b>	<b>3</b>	<b>5</b>	<b>17</b>	<b>171</b>

##### Breakdown of URS/EUN placings:

RUS	1	1	2	1	1	1	1	2	4	43
LTU	-	-	1	1	-	-	-	-	1	11
UKR	-	-	1	1	-	-	-	-	1	11
BLR	-	1	-	-	-	1	-	-	1	10
LAT	1	-	-	-	-	-	-	-	1	8
GEO	-	1	-	-	-	-	-	-	1	7
UZB	-	-	-	-	-	1	-	-	0	3
<b>Totals</b>	<b>2</b>	<b>3</b>	<b>4</b>	<b>3</b>	<b>1</b>	<b>3</b>	<b>1</b>	<b>2</b>	<b>9</b>	<b>93</b>

## Pentathlon/Heptathlon

1928-1960: Not held

### Note

For information, all marks have been re-scored on 1984/1998 tables, which take account of "odd" centimetre measurement for long throws. The version of the scoring tables used is given at the top of the head of the column of scores

## Pentathlon Tokyo, 16/17 Oct 1964

1,	Irina Press RUS	URS	5246WR
2,	Mary Bignal/Rand	GBR	5035
3,	Galina Bystrova AZE	URS	4956
4,	Mary Peters	GBR	4797
5,	Draga Stamejčić SLO	YUG	4790
6,	Helga Hoffman	GER/FRG	4737
7,	Pat Winslow	USA	4724
8,	Ingrid Becker	GER/FRG	4717

(Competitors: 20; Countries: 15)

Marks	80H	SP	HJ	LJ	200m
Press	10.7	17.16	1.63	6.24	24.7
Rand	10.9	11.05	1.72	6.55	24.2
Bystrova	10.7	14.47	1.60	6.11	25.2
Peters	11.0	14.48	1.60	5.60	25.4

Marks	80H	SP	HJ	LJ	200m
Stamejčić	10.9	12.73	1.54	6.19	25.2
Hoffman	11.2	10.67	1.60	6.44	25.0
Winslow	12.0	13.04	1.63	5.90	24.6
Becker	11.6	11.62	1.60	6.17	24.6

Press had succeeded Bystrova as world record holder in 1959, and had set seven world records (of which five were ratified) in the intervening five years. The two set the pace, as expected, with times of 10.7 in the hurdles, and Press then set up an unassailable lead with her shot put of 17.16, just 5cm off her best. At the end of the first day she led with 3245 ahead of Bystrova (3055) and Rand (2917), with the Briton's score severely diminished by a shot of only 11.05.

Rand recovered to jump 1.72 and then 6.55 in her speciality, though the best effort, relatively speaking, was from Hoffman who jumped 6.44, which would have been good enough for bronze in the individual event. Rand's efforts, which bettered Press in three of the five events were not enough to prevent the 25 year-old Russian from setting her final world record in the pentathlon. Bystrova was third, well ahead of Peters, who just edged hurdler Stamejčić for fourth.

### Mexico City, 15/16 Oct 1968

			<u>1962</u>	<u>1984/98</u>
1,	Ingrid Becker	FRG	5098	5084
2,	Liesel Prokop	AUT	4966	4956
3,	Annamária Kovács/Tóth	HUN	4959	4942
4,	Valentina Tikhomirova	RUS	4927	4920
5,	Marion Bornholdt	FRG	4890	4876
6,	Pat Winslow	USA	4877	4863
7,	Ingeborg Bauer	GDR	4849	4840
8,	Meta Antenen	SUI	4848	4828

(Competitors: 33; Countries: 24)

Marks	80H	SP	HJ	LJ	200m
Becker	10.9	11.48	1.71	6.43	23.5
Prokop	11.2	14.61	1.68	5.97	25.1
Kovács/Tóth	10.9	12.68	1.59	6.12	23.8
Tikhomirova	11.2	14.12	1.65	5.99	24.9
Bornholdt	11.0	12.37	1.59	6.42	24.8
Winslow	11.4	13.33	1.65	5.97	24.5
Bauer	11.4	13.00	1.59	6.22	24.5
Antenen	10.7	11.06	1.62	6.30	24.9

Electrics	80H	200m
Becker	10.95	23.55
Prokop	11.25	25.12
Kovács/Tóth	10.95	23.88
Tikhomirova	11.21	24.95
Bornholdt	11.07	24.82
Winslow	11.42	24.60
Bauer	11.42	24.57
Antenen	10.78	24.96

Heide Rosendahl (FRG) was the hot favourite, but withdrew after injuring herself warming up. Antenen led after the first event with an excellent 10.7, but Prokop took over the lead with her shot of 14.61 and led at the end of day one with 3061, ahead of Tikhomirova (3000), Mary Peters (2965) and Becker (2937). Becker's 1.71 in the high jump moved her to within 22 of the Austrian, and her 23.5 in the 200m ensured a win by more than 100, with Toth moving from fifth to third with her 23.8 in the 200m.

### Munich, 2/3 Sep 1972

			<u>1962</u>	<u>1984/98</u>
1,	Mary Peters	GBR	4801WR	4841
2,	Heide Rosendahl	FRG	4791	4852
3,	Burglinde Pollak	GDR	4768	4807
4,	Christine Bodner	GDR	4671	4699

5,	Valentina Tikhomirova	RUS	4597	4604
6,	Nedyalka Angelova	BUL	4496	4497
7,	Karen Mack	FRG	4449	4441
8,	Ilona Bruzsenyák	HUN	4419	4403

(Competitors: 30; Countries: 20)

Marks	100H	SP	HJ	LJ	200m
Peters	13.29	16.20	1.82	5.98	24.08
Rosendahl	13.34	13.86	1.65	6.83w	22.96
Pollak	13.53	16.04	1.76	6.21	23.93
Bodner	13.25	12.51	1.76	6.40	23.66
Tikhomirova	13.77	14.64	1.74	6.15	24.25
Angelova	13.84	13.96	1.68	6.32	24.58
Mack	14.45	14.10	1.76	6.11	24.72
Bruzsenyák	13.65	12.48	1.65	6.29	24.35

This was predicted to be a struggle between Rosendahl and Pollak in repeat of the 1971 European Championships won by Rosendahl by just 24 points. Tikhomirova was expected to take the bronze medal. Bodner led after the first event with 966 points, the surprise being Peters with a personal best 13.29. In the shot, Peters moved into the lead with 16.20 to duplicate her first event score of 960 points. The Northern Irish woman then took the high jump by clearing 1.78, and proceeded to set personal bests with 1.80 and 1.82 to win over the crowd and end the first day with 2969 points, 97 ahead of Pollak, and 301 clear of Rosendahl, who was in fifth place.

At the start of day two, Peters jumped 5.98 but lost 180 points to Rosendahl's excellent 6.83, further than her winning mark in the individual event. Rosendahl finished off with a superb 200m in 22.96, as Pollak and Peters crossed the line well behind. Rosendahl fell just 10 points short of catching Peters, whose 4801 constituted a new world record. The German effectively held the world record herself for 1.12 seconds.

### Montreal, 25/26 Jul 1976

			<u>1962</u>	<u>1984/98</u>
1,	Sigrun Siegl	GDR	4745	4777
2,	Christine Bodner/Laser	GDR	4745	4774
3,	Burglinde Pollak	GDR	4740	4767
4,	Lyudmila Popovskaya	RUS	4700	4719
5,	Nadezhda Tkachenko	UKR	4669	4692
6,	Diane Jones	CAN	4582	4616
7,	Jane Frederick	USA	4566	4564
8,	Margit Papp	HUN	4535	4567

(Competitors: 20; Countries: 13)

Marks	100H	SP	HJ	LJ	200m
Siegl	13.31	12.92	1.74	6.49	23.09
Laser	13.55	14.29	1.78	6.27	23.48
Pollak	13.30	16.25	1.64	6.30	23.64
Popovskaya	13.33	15.02	1.74	6.19	24.10
Tkachenko	13.41	14.90	1.80	6.08	24.61
Jones	13.79	14.58	1.80	6.29	25.33
Frederick	13.54	14.55	1.76	5.99	24.70
Papp	14.14	14.80	1.78	6.35	25.43

This was expected to be a battle between the Soviet and GDR athletes, with no clear favourite. Pollak, the world record holder, started well, leading the athletes through the 100m hurdles with 13.30, just 0.01 and two points ahead of Siegl. Her lead was extended to 71 over Popovskaya after a fine 16.25 in the shot, with Siegl 190 back and Laser 142 behind Pollak. Tkachenko won the high jump with a fine 1.80 to take the lead with 2864 ahead of teammate Popovskaya (2825). Four others were within 10 points, led by Pollak on 2797.

Siegl long-jumped 6.49 to move into seventh place, with Papp next best on 6.35, and Tkachenko (3788) still leading by a slender margin from Popovskaya (3772), Jones (3764), Pollak (3758) and Laser (3757). Siegl produced a searing 200m of 23.09, a lifetime best, with Laser second in 23.48 and Pollak next with 23.64. Improbably, this left Siegl and Laser with the same total, 4745. Siegl was determined the winner as she had been ahead of Laser in three of the five events, while Pollak won her second consecutive bronze.



**Moscow, 24 Jul 1980**

			1977	1984/98
1,	Nadezhda Tkachenko	UKR	URS 5083WR	5213
2,	Olga Rukavishnikova	RUS	URS 4937	5051
3,	Olga Kuragina	RUS	URS 4875	4964
4,	Ramona Neubert	GDR	4698	4747
5,	Margit Papp	HUN	4562	4583
6,	Burglinde Pollak	GDR	4553	4545
7,	Valentina Dimitrova	BUL	4458	4437
8,	Emilya Kunova	BUL	4431	4407

Marks	100H	SP	HJ	LJ	800m
Tkachenko	13.29	16.84	1.84	6.73	2:05.2
Rukavishnikova	13.66	14.09	1.88	6.79	2:04.8
Kuragina	13.26	12.49	1.84	6.77	2:03.6
Neubert	13.93	13.68	1.77	6.63	2:07.7
Papp	13.96	14.94	1.74	6.35	2:15.8
Pollak	13.74	16.67	1.68	5.93	2:14.4
Dimitrova	14.39	15.65	1.74	5.91	2:15.5
Kunova	13.73	11.98	1.74	6.10	2:11.1

The Soviet athletes were clearly very well prepared, and Kuragina took a slim lead of four points with her 13.26 hurdles. Tkachenko, second after the hurdles, pounded out the shot to 16.84, which only Pollak (16.67) could approach. The superiority of the USSR athletes was seen in the high jump, where the powerful Tkachenko jumped 1.84, superb for a woman only 1.65 tall. This was matched by the slim (170/58kg) Kuragina, and beaten by Rukavishnikova, the tallest (1.76) of the three who cleared 1.88. Tkachenko's lead was now 154 points over Rukavishnikova.

All three cleared more than 6.70 in the long jump, with Neubert responding well with 6.63, but the German was over 100 points down on Kuragina, the number three Soviet. The 800m saw Kuragina finish with 2:03.6, to set a new world record which lasted 1.2 seconds until Rukavishnikova reached the line. She, in turn, held the record for all of 0.4 of a second, when Tkachenko finished her record setting performance. For the second consecutive time one country had swept the medals.

**Heptathlon Los Angeles, 3/4 Aug 1984**

			1977	1984/98
1,	Glynis Nunn	AUS	6390OR	6387
2,	Jackie Joyner	USA	6385	6363
3,	Sabine Everts	FRG	6363	6388
4,	Cindy Greiner	USA	6281	6236
5,	Judy Simpson	GBR	6280	6264
6,	Sabine Braun	FRG	6236	6195
7,	Tineke Hidding	NED	6147	6085
8,	Kim Hagger	GBR	6127	6103

(Competitors: 23; Countries: 13)

Marks	100H	HJ	SP	200m	LJ	JT	800m
Nunn	13.02	1.80	12.82	24.06	6.66	35.58	2:10.57
Joyner	13.63	1.80	14.39	24.05	6.11	44.52	2:13.03
Everts	13.54	1.89	12.49	24.05	6.71	32.62	2:09.05
Greiner	13.71	1.82	13.36	24.40	6.15	40.86	2:11.75
Simpson	13.07	1.86	13.86	24.95	6.33	33.64	2:13.01
Braun	13.61	1.80	12.09	24.22	6.10	44.14	2:12.48
Hidding	13.70	1.74	13.48	24.12	6.35	33.94	2:12.84
Hagger	13.39	1.86	12.29	24.72	6.37	35.42	2:18.44

In the absence of the top GDR and USSR stars, as well as Jane Frederick, the best American, who was injured at the US Trials, Joyner was favourite. Although eighth after two events, she was in with a chance after a fine 14.39 in the shot which allied with a good 200m (24.05), meant that she was only 20 points behind Simpson at the end of the first day, while Nunn and Everts were within 18 points of the American. Joyner's best event was the long jump, but two fouls left her with a safe effort of 6.11 to make, and this was the difference between gold and silver. A jump in the 6.70 region would have meant a win by 120 points. Instead, Nunn brilliantly reached her lifetime best of 6.66,

and was 109 points ahead of the American, though one point behind Everts. Nunn threw only 35.58 in the javelin, but Everts was even more inept, reaching a mere 32.62. In the 800m Nunn set her fourth pb of the event, to come home just five points ahead of Joyner, with Everts a close third, just 27 points away from gold.

**Seoul, 23/24 Sep 1988**

				Day1/Day2
1,	Jackie Joyner-Kersey	USA	7291WR	4264/4027
2,	Sabine Möbius/Paetz/John	GDR	6897	4083/2814
3,	Anke Behmer	GDR	6858	3986/2872
4,	Natalya Shubenkova	RUS	URS 6540	3784/2756
5,	Remigia Sablovskaitė	LTU	URS 6456	3876/2580
6,	Ines Schulz	GDR	6411	3710/2701
7,	Jane Flemming	AUS	6351	3785/2566
8,	Cindy Greiner	USA	6297	3759/2538

(Competitors: 30; Countries: 19)

Marks	100H	HJ	SP	200m	LJ	JT	800m
Joyner-Kersey	12.69	1.86	15.80	22.56	7.27	45.66	2:08.51
John	12.85	1.80	16.23	23.05	6.71	42.56	2:06.14
Behmer	13.20	1.83	14.20	23.10	6.68	44.54	2:04.20
Shubenkova	13.51	1.74	14.76	23.93	6.32	47.46	2:07.90
Sablovskaitė	13.61	1.80	15.23	23.92	6.25	42.78	2:12.24
Schulz	13.75	1.83	13.50	24.65	6.33	42.82	2:05.79
Flemming	13.38	1.80	12.88	23.59	6.37	40.28	2:12.54
Greiner	13.55	1.80	14.13	24.48	6.47	38.00	2:13.65

At the time of Seoul, Joyner-Kersey possessed the top five marks of all-time, with four over 7100, almost 200 points ahead of the next best. JJK lost no time in impressing the crowd with her 12.69 hurdles, with John running a fine 12.85. Joyner-Kersey then topped the high jump with 1.86, and only lost ground to the previous world record holder with her shot of 15.80, as compared to the GDR star's 16.23. At this point Joyner-Kersey led by 73 points. She then ran a superb 22.56 to gain more than 100 points over John's good 23.05. She was 103 points behind her world record score at the US Trials, but made up 92 of that margin with an Olympic record of 7.27 in the long jump. Her 45.66 javelin lost ground only to Shubenkova (47.46) and her world record as she now trailed her record score by 97 points. Following the three GDR stars and Shubenkova she ran her lifetime best of 2:08.51 and broke her world record by 76 points with 7291, winning by almost 400 points from John, with Behmer a close third with 6858.

Twelve years later, Joyner Kersee's score remained the best and will continue to do so well into the millennium with the advent of the new specification of javelin.

**Barcelona, 31 Jul/1 Aug 1992**

				Day1/Day2
1,	Jackie Joyner-Kersey	USA	7044	4136/2908
2,	Irina Belova	RUS	EUN 6845	3991/2854
3,	Sabine Braun	GER	6649	4009/2640
4,	Liliane Năstase	ROU	6619	3976/2643
5,	Svetlana Dimitrova	BUL	6464	3832/2636
6,	Peggy Beer	GER	6434	3786/2648
7,	Birgit Clarius	GER	6388	3750/2638
8,	Urszula Włodarczyk	POL	6333	3794/2539

(Competitors: 32; Countries: 22)

Marks	100H	HJ	SP	200m	LJ	JT	800m
Joyner-Kersey	12.85	1.91	14.13	23.12	7.10	44.98	2:11.78
Belova	13.25	1.88	13.77	23.34	6.82	41.90	2:05.08
Braun	13.25	1.94	14.23	24.27	6.02	51.12	2:14.35
Năstase	12.86	1.82	14.34	23.70	6.49	41.30	2:11.22
Dimitrova	13.23	1.70	14.68	23.31	6.11	44.48	2:07.90
Beer	13.48	1.82	13.23	23.93	6.01	48.10	2:09.49
Clarius	14.10	1.82	15.33	24.86	6.13	45.14	2:08.83
Włodarczyk	13.57	1.82	13.91	24.18	6.20	43.46	2:14.96

Recovering from an ankle injury Joyner-Kersey was not quite the athlete she had been in 1988. Nevertheless, she led after the first event with a fine 12.85 in the hurdles (worth 1147). She was just one ahead of Năstase's 12.86, but 60 clear of Braun and Belova, her principal rivals. Braun gained on the American in the next two events, most notably with her fine high jump of 1.94, but Joyner-Kersey was more than a second quicker than Braun, with 23.12, and Belova moved to within striking distance of the German, with 23.34. The long jump saw Joyner-Kersey leap beyond her individual bronze medal distance with 7.10, to take a 239-point lead over Belova, whose 6.82 would have been good enough for fourth in the long jump final. Braun, meanwhile, slumped to 6.02. JJK was clearly safe for the gold medal and she scored her first 7000+ effort since the Seoul event; it was also the final such effort of her career. Belova was a clear winner of the silver medal, with Braun just holding off Năstase for the bronze.

### Atlanta, 27/28 Jul 1996

				<u>Day1/Day2</u>
1,	Ghada Shouaa	SYR	6780	3992/2788
2,	Natalya Sazanovich	BLR	6563	3856/2707
3,	Denise Lewis	GBR	6489	3727/2762
4,	Urszula Włodarczyk	POL	6484	3880/2604
5,	Eunice Barber	SLE	6342	3627/2715
6,	Rita Ináncsi	HUN	6336	3735/2601
7,	Sabine Braun	GER	6317	3782/2535
8,	Kelly Blair	USA	6307	3625/2678

(Competitors: 29; Countries: 21)

Marks	<u>100H</u>	<u>HJ</u>	<u>SP</u>	<u>200m</u>	<u>LJ</u>	<u>JT</u>	<u>800m</u>
Shouaa	13.72	1.86	15.95	23.85	6.26	55.70	2:15.43
Sazanovich	13.56	1.80	14.25	23.72	6.70	46.00	2:17.92
Lewis	13.45	1.77	13.92	24.44	6.32	54.82	2:17.41
Włodarczyk	13.48	1.86	14.36	24.27	6.30	43.28	2:12.35
Barber	13.50	1.77	12.87	24.67	6.57	45.26	2:13.27
Ináncsi	13.95	1.83	14.69	24.92	6.32	46.46	2:17.37
Braun	13.55	1.83	14.48	24.89	6.21	48.72	2:22.87
Blair	13.62	1.80	12.29	24.49	6.32	50.32	2:16.87

Syria had never produced a world-class athlete until the emergence of Shouaa, who won the world title in 1995. A healthy Joyner-Kersey would have been tipped to beat Shouaa, but JJK injured herself in running 13.24 in the hurdles and retired after warming up for the high jump. This was held in drizzly conditions, and Shouaa and Włodarczyk did well to clear 1.86. Shouaa then threw the shot a Syrian record 15.95, and after a good 23.85 in the 200m led by 112 points with 3992, from Włodarczyk, with Sazanovich third with 3856. Both Shouaa (6.26) and Lewis (6.32) had poor long jumps, leaving Shouaa six points behind Sazanovich. Lewis (54.82) and Shouaa (55.70) threw magnificently in the javelin, which lifted the Briton to third, and Shouaa to a 182 point lead over Sazanovich. Shouaa beat both her principal opponents in the 800m to win by more than 200 points, with Lewis third by just five points from the Pole.

### Sydney, 23/24 Sep 2000

				<u>Day1/Day2</u>
1,	Denise Lewis	GBR	6584	3852/2732
2,	Yelena Prokhorova	RUS	6531	3771/2760
3,	Natalya Sazanovich	BLR	6527	3903/2624
4,	Urszula Włodarczyk	POL	6470	3805/2665
5,	Sabine Braun	GER	6355	3770/2585
6,	Natalya Roshchupkina	RUS	6237	3872/2365
7,	Karin Ertl	GER	6209	3697/2512
8,	Tiia Hautala	FIN	6173	3621/2552

(Competitors: 33; Countries: 23)

	<u>100H</u>	<u>HJ</u>	<u>SP</u>	<u>200m</u>	<u>LJ</u>	<u>JT</u>	<u>800m</u>
Lewis	13.23	1.75	15.55	24.34	6.48	50.19	2:16.83
Prokhorova	13.84	1.77	14.09	23.83	6.54	42.91	2:10.32

	<u>100H</u>	<u>HJ</u>	<u>SP</u>	<u>200m</u>	<u>LJ</u>	<u>JT</u>	<u>800m</u>
Sazanovich	13.45	1.84	14.79	24.12	6.50	43.97	2:16.41
Włodarczyk	13.33	1.78	14.45	24.29	6.31	46.16	2:12.15
Braun	13.49	1.81	14.33	24.74	6.22	48.56	2:19.14
Roshchupkina	13.70	1.84	14.03	23.43	5.47	43.87	2:12.24
Ertl	13.43	1.78	13.55	24.64	6.22	42.70	2:16.25
Hautala	13.62	1.78	13.31	25.00	6.12	45.40	2:14.90

World Champion Eunice Barber and Denise Lewis were the most highly regarded from their scores of 6842 and 6831 earlier in the season, but Barber was injured in July, and the third possible winner – reigning champion Ghada Shouaa – also had injury problems. Shouaa failed to finish the hurdles, but Barber ran an event-leading 12.97, backing it up with 1.84 to share the high jump lead.

Things then went downhill for the Frenchwoman as she put 11.27 against Lewis's 15.55. She was then more than a second down on her 200m best and retired injured after one poor long jump on the second day. Sazanovich had led from the shot on, heading the field with 3903 after day one, with Roshchupkina (3872) and Lewis (3852) the closest. The leading Russian fell out of contention with disastrous long jump contest, having two fouls and a paltry 5.47. Sazanovich was finally caught in the javelin, where Lewis threw more than 6m further than the Belarusian to gain 120 points. Prokhorova ran 6.09 seconds faster than Sazanovich in the 800m to slip four points past her, while Lewis improved two places from her Atlanta finish to take her first global title.

### Athens, 20/21 Aug 2004

				<u>Day1/Day2</u>
1,	Carolina Klüft	SWE	6952	4109/2843
2,	Austra Skujytė	LTU	6435	3760/2675
3,	Kelly Sotherton	GBR	6424	3869/2555
4,	Shelia Burrell	USA	6296	3666/2630
5,	Yelena Prokhorova	RUS	6289	3653/2636
6,	Sonja Kesselschläger	GER	6287	3691/2596
7,	Marie Collonvillé	FRA	6279	3616/2663
8,	Natalya Dobrynska	UKR	6255	3723/2532

(Competitors: 34; Countries: 24)

Marks	<u>100mH</u>	<u>HJ</u>	<u>SP</u>	<u>200</u>	<u>LJ</u>	<u>JT</u>	<u>800m</u>
Klüft	13.21	1.91	14.77	23.27	6.78	48.89	2:14.15
Skujytė	14.03	1.76	16.40	24.82	6.30	49.58	2:15.92
Sotherton	13.44	1.85	13.29	23.57	6.51	37.19	2:12.27
Burrell	13.17	1.70	13.14	24.06	6.25	47.69	2:15.32
Prokhorova	13.84	1.79	13.67	24.71	6.21	45.58	2:11.31
Kesselschläger	13.38	1.76	14.53	25.23	6.42	42.99	2:15.21
Collonvillé	13.65	1.85	12.35	25.26	6.19	49.14	2:13.62
Dobrynska	13.89	1.82	14.70	25.02	6.23	44.08	2:17.01

A battle between the top two of 2003, Klüft and Eunice Barber, was the hoped-for scenario, but the frequently injured Barber missed the outdoor season, leaving Klüft as the prohibitive favourite. The event began with the three Americans Perry (12.74), Lott-Hogan (13.13) and Burrell (13.17) leading the way from Klüft's lifetime best of 13.21. Then the Swede cleared 1.91, and she was 112 points clear of her nearest rival. From that point on Klüft extended her lead in every event. Skujytė (16.40) and Perry (22.91) led the Shot and 200m, but Klüft produced four seasonal bests and dominated her opposition. The battle for the silver medal was between Sotherton and Skujytė, with the Briton ahead by 176 points after the long jump, but 63 points behind after the javelin. Skujytė managed to hold on to the silver, losing 52 points to Sotherton's 800m pb of 2:12.27.

Defending Champion Lewis won her hurdles heat and placed second in the shot put but withdrew after failing to reach six metres in the long jump.

### Beijing, 15/16 Aug 2008

				<u>Day1/Day2</u>
1,	Natalya Dobrynska	UKR	6733	3996/2737
2,	Hyleas Fountain	USA	6619	4060/2559



Women's Pentathlon & Heptathlon, continued										
	<u>G</u>	<u>S</u>	<u>B</u>	<u>4</u>	<u>5</u>	<u>6</u>	<u>7</u>	<u>8</u>	<u>M</u>	<u>Points</u>
Breakdown of GER placings:										
GDR	1	2	3	2	-	2	1	-	6	58
GER	-	1	1	-	1	3	3	2	2	34
FRG	1	1	1	-	1	1	1	-	3	30
<b>Totals</b>	<b>2</b>	<b>4</b>	<b>5</b>	<b>2</b>	<b>2</b>	<b>6</b>	<b>5</b>	<b>2</b>	<b>10</b>	<b>122</b>
Breakdown of URS/EUN placings:										
RUS	1	2	2	3	1	-	-	-	5	53
UKR	1	-	-	-	1	-	-	-	1	12
LTU	-	-	-	-	1	-	-	-	0	4
<b>Totals</b>	<b>2</b>	<b>2</b>	<b>2</b>	<b>3</b>	<b>3</b>	-	-	-	<b>6</b>	<b>69</b>

## 10/20 Kilometres Walk

1928-1988: Not held

### Barcelona, 3 Aug 1992

				<u>At 5km</u>
1,	Chen Yueling	CHN	44:32OR	22:19 (13)
2,	Yelena Nikolayeva	RUS EUN	44:33	22:17 (8)
3,	Li Chunxiu	CHN	44:41	22:17 (9)
4,	Sari Essayah	FIN	45:08	22:16 (3)
5,	Cui Yingzi	CHN	45:15	22:20 (16)
6,	Madelein Svensson	SWE	45:17	22:15 (1)
7,	Annarita Sidoti	ITA	45:23	22:22 (18)
8,	Yelena Sayko	RUS EUN	45:23	22:16 (4)

(Competitors: 44; Countries: 21)

Alina Ivanova (RUS) and Svensson, the first two in the Tokyo world championships, were the two leaders at halfway, reached in 22:15. The hilly course and 26°C temperature did nothing to help a fast pace, and the climb back towards the stadium took its toll. With 1000m to go Chen and Li were leading, with Ivanova and Nikolayeva 30m behind. Chen had moved 20m ahead of her teammate, with Ivanova another 20m behind. The Russian put in a burst of speed which brought her a second red warning card, but also put her just in front of Chen. The Chinese woman applied pressure, and Ivanova, in trying to keep the lead, lifted again and was disqualified though she continued and crossed the line first. Li was passed by Salvador, who was also disqualified, with the result that Li won the bronze despite crossing the line in fifth place.

### Atlanta, 29 Jul 1996

				<u>At 5km</u>
1,	Yelena Nikolayeva	RUS	41:49OR	20:54 (1=)
2,	Elisabetta Perrone	ITA	42:12	21:07 (3)
3,	Wang Yan	CHN	42:19	21:26 (8)
4,	Gu Yan	CHN	42:34	21:27 (9)
5,	Rossella Giordano	ITA	42:43	21:11 (4)
6,	Olga Kardapoltseva	BLR	43:02	21:34
7,	Katarzyna Radtke	POL	43:05	21:35
8,	Valentina Tsybulskaya	BLR	43:21	21:30

(Competitors: 44; Countries: 26)

Nikolayeva had won silver in Barcelona as well as two world championship medals, but had never taken gold at the top level. She and Irina Stankina, her compatriot who had won the '95 world title, led through halfway. Stankina was disqualified 800m later, and Nikolayeva extended the lead over the Italians to 27 seconds at 8km. Giordano dropped back as the Chinese attacked in the last two kilometres, but Perrone was a safe second, finishing 23 seconds behind Nikolayeva. Gao Hongmiao was the first Chinese to finish, just ahead of Wang, but was disqualified for "lifting."

## 20 Kilometres Walk Sydney, 28 Sep 2000

1,	Wang Liping	CHN	1:29:05
----	-------------	-----	---------

2,	Kjersti Plätzer	NOR	1:29:33
3,	Maria Vasco	ESP	1:30:23
4,	Erica Alfridi	ITA	1:31:25
5,	Guadalupe Sanchez	MEX	1:31:33
6,	Norica Cîmpean	ROU	1:31:50
7,	Kerry Saxby-Junna	AUS	1:32:02
8,	Tatyana Gudkova	RUS	1:32:35

(Entries 57; Countries: 31)

	<u>Splits</u>	<u>2km</u>	<u>4km</u>	<u>6km</u>	<u>8km</u>	<u>10km</u>	<u>12km</u>	<u>14km</u>	<u>16km</u>	<u>18km</u>
Wang	9:13	18:22	27:20	36:03	44:55	53:41	62:30	71:19	80:11	
Plätzer	9:13	18:21	27:19	36:03	44:55	53:41	62:25	71:15	80:17	
Vasco	9:13	18:22	27:23	36:16	45:12	54:05	63:01	71:59	81:08	
Alfridi	9:13	18:20	27:19	36:02	44:55	53:52	63:01	72:18	81:47	
Sánchez	9:13	18:20	27:20	36:06	45:04	54:04	63:12	72:33	82:05	
Cîmpean	9:13	18:20	27:20	36:08	45:03	54:14	63:28	72:59	82:21	
Saxby-Junna	9:13	18:21	27:20	36:13	44:59	54:05	63:14	72:32	82:05	
Gudkova	9:13	18:21	27:20	36:03	44:55	53:56	63:13	72:57	82:49	

Disqualification was the principal theme of this race. With 4km to go the lead was held by Liu Hongyu of China in 1:11:07, who was trailed by one second by Elisabeta Perrone (ITA) and Australia's Jane Saville. Of the eventual medallists Plätzer (1:11:15) was closest, with Vasco another 44 seconds behind. Liu and Perrone were disqualified shortly after, leaving Saville in the lead. The Aussie herself was disqualified with 150m to go, and was distraught enough to ask for a gun "to shoot myself." However, she later supported the judge's decision. Wang had made her move on Plätzer with 3km to go gaining 10 seconds between 16 and 18km.

### Athens, 23 Aug 2004

1,	Athansía Tsoumeléka	GRE	1:29:12
2,	Olimpiada Ivanova	RUS	1:29:16
3,	Jane Saville	AUS	1:29:25
4,	Margarita Turova	BLR	1:29:39
5,	Melanie Seeger	GER	1:29:52
6,	Elisa Rigaudó	ITA	1:29:57
7,	Mariá Vasco	ESP	1:30:06
8,	Wang Liping	CHN	1:30:16

(Competitors: 57; Countries: 35)

	<u>Splits</u>	<u>2km</u>	<u>4km</u>	<u>6km</u>	<u>8km</u>	<u>10km</u>	<u>12km</u>	<u>14km</u>	<u>16km</u>	<u>18km</u>
Tsoumeléka	9:16	18:23	27:21	36:18	45:16	54:12	63:03	71:55	80:32	
Ivanova	9:13	18:18	27:20	36:17	45:16	54:12	63:03	71:55	80:37	
Saville	9:13	18:19	27:21	36:18	45:16	54:12	63:03	71:55	80:32	
Turova	9:16	18:22	27:22	36:18	45:16	54:12	63:03	71:55	80:42	
Seeger	9:13	18:19	27:21	36:18	45:17	54:14	63:04	71:58	80:46	
Rigaudó	9:13	18:19	27:21	36:18	45:16	54:13	63:04	71:56	80:42	
Vasco	9:13	18:19	27:21	36:17	45:16	54:12	63:04	71:55	80:47	
Wang	9:14	18:20	27:22	36:18	45:16	54:13	63:04	71:55	80:43	
Ginko	9:14	18:23	27:22	36:19	45:17	54:12	63:04	71:57	81:06	

The pre-race favourites were Yelena Nikolayeva and Ivanova, who feared hot weather competitors Rigaudó and Vasco. These four, together with reigning champion Wang, Turova, Saville and Tsoumeléka led at halfway (45:16). Ivanova led through 16km, and then Tsoumeléka took over, much to the delight of the home crowd ringing the two kilometre loop. At 18km she was five seconds clear, and lost only one second in the final 2km. Saville, who had been disqualified while leading four years earlier, won the battle for third, and both she and Tsoumeléka were in tears on the victory podium.

It should be noted that both of Greece's Athens Olympic Champions – Tsoumeleka and Fani Halkía – were banned for doping violations in later years.

### Beijing, 21 Aug 2008

1,	Olga Kaniskina	RUS	1:26:31OR
2,	Kjersti Plätzer	NOR	1:27:07
3,	Elisa Rigaudó	ITA	1:27:12
4,	Liu Hong	CHN	1:27:17

5,	Mariá Vasco	ESP	1:27:25
6,	Beatriz Pascual	ESP	1:27:44
7,	Olive Loughnane	IRL	1:27:45
8,	Ana Cabecinha	POR	1:27:46

(Competitors: 50; Countries: 32)

Splits	2km	4km	6km	8km	10km	12km	14km	16km	18km
Kaniskina	8:26	17:00	25:31	34:09	42:43	51:19	59:51	68:31	77:24
Plätzer	8:44	17:27	26:08	34:50	43:29	52:08	60:52	69:40	78:25
Rigaudó	8:43	17:27	26:08	34:51	43:32	52:17	61:04	69:52	78:36
Liu	8:43	17:27	26:08	34:51	43:28	52:18	61:07	69:51	78:47
Vasco	8:43	17:27	26:08	34:51	43:28	52:08	60:52	69:40	78:26
Pascual	8:43	17:27	26:08	34:51	43:32	52:18	61:03	69:58	78:53
Loughnane	8:44	17:28	26:21	35:17	44:08	52:54	61:37	70:18	79:05
Cabecinha	8:45	17:28	26:08	34:51	43:33	52:08	61:08	69:57	78:56

Kaniskina, having set a world best of 1:25:11 earlier in the season, was more than a minute faster than any other entrant, and she set off in the pouring rain as if that margin was her aim for the day. Each of her 2km splits up to the 16km point was covered in 8:40 or under, and by that time she had a lead of 69 seconds. Behind her, Rita Turova (BLR) led the field, and was 10 seconds ahead of Plätzer after 16km. European Champion Turova crumbled at that point, losing 38 seconds to the Norwegian in the next two kilometres, and she eventually finished 11th.

Plätzer went on to repeat her Sydney silver, five seconds ahead of the fast-closing Rigaudó and ten clear of Liu, who had the quickest last 2km of all (8:30). Reigning champion Athansia Tsoumeléka placed ninth with a Greek record 1:27:54, but then failed a doping control test for EPO and was eventually suspended for two years up to January 2011.

## London, 11 Aug 2012

This medal order is not publicly confirmed by the IOC, as at June 10, 2016

1,	Yelena Lashmanova	RUS	1:25:02WR
2,	Qieyang Shenjie	CHN	1:25:16
3,	Liu Hong	CHN	1:26:00
4,	Anisya Kirdyapkina	RUS	1:26:26
5,	Lu Xiuzhi	CHN	1:27:10
6,	Elisa Rigaudó	ITA	1:27:36
7,	Beatriz Pascual	ESP	1:27:56
8,	Ana Cabecinha	POR	1:28:03

(Competitors: 61; Finishers: 55; Countries: 34)

Splits	2km	4km	6km	8km	10km	12km	14km	16km	18km
Lashmanova	8:38	17:21	26:03	34:44	43:16	51:48	60:12	68:35	76:55
Qieyang	8:39	17:21	26:04	34:44	43:16	51:48	60:12	68:35	76:55
Liu	8:33	17:03	25:32	34:06	42:50	51:27	60:09	68:36	77:20
Kirdyapkina	8:38	17:21	26:03	34:44	43:16	51:48	60:12	68:39	77:31
Lu	8:39	17:21	26:03	34:44	43:16	51:48	60:28	69:20	78:18
Rigaudó	8:38	17:21	26:04	34:48	43:29	52:10	60:53	69:37	78:33
Pascual	8:56	17:41	26:28	35:15	43:58	52:45	61:33	70:24	79:17
Cabecinha	8:48	17:36	26:16	34:58	43:43	52:32	61:25	70:19	79:17
Kaniskina	8:33	17:03	25:32	34:02	42:33	51:05	59:36	68:11	76:38

Olga Kaniskina (RUS) set out in defence of her title in determined fashion. She had lost to Lashmanova in the IAAF World Race Walking Cup in May (1:28:33 to 1:27:38), but appeared destined for another Olympic gold. She led by 17 seconds at halfway in 42:33, and that gap doubled by 14km. Liu, who had attempted to stay with the Russian, fell back and was caught by Qieyang, Kirdyapkina and Lashmanova. Lashmanova and Qieyang stayed together until the 18km point, when they were still 17 seconds behind Kaniskina. The 2008 champion had covered the last 2km in Beijing in a slow 9:07, and while she was more than half a minute faster this time with 8:31, it was not enough, as her 20 year-old teammate cruised by with less than 100m remaining to set an official world record of 1:25:02. Kaniskina (1:25:09) and Qieyang followed at seven second intervals. Liu seemingly missed an Olympic medal by one place for the second time.

In January 2015, the Russian Anti-Doping Agency banned Kaniskina because of anomalies in her Athlete Biological Passport.

They announced a three-year suspension for her backdated to October 2012. Kaniskina's results over two separate intervals in 2009 and 2011 were also annulled. Her 2012 Olympic medal was therefore not affected by RUSADA's "selective disqualification" results. The punishment was contested by the IAAF at the Court of Arbitration for Sport, and in March 2016 the CAS ruled in the IAAF's favour. This meant that all of Kaniskina's results after August 15, 2009 were annulled. These included two world titles, a European title, and of course her London Olympic silver. As at June 10, 2016, the IOC had yet to publicly announce any re-allocation of the silver and bronze medals to the rightful second and third placers, Qieyang and Liu. Though Lashmanova remains the 2012 Olympic Champion, it should be noted that she failed an out-of-competition doping control test in January 2014 and was banned until February 2016.

## WOMEN'S 10 & 20 KILOMETRES WALK

### The Best on Points

15	Yelena Nikolayeva	EUN/RUS	1992-2, 1996-1
14	Kjersti Plätzer	NOR	2000-2, 2008-2
12	Maria Vasco	ESP	2000-3, 2004-7, 2008-5
	Elisa Rigaudó	ITA	2004-6, 2008-3, 2012-6

### Most Placings in Top Eight

3	Vasco		
	Rigaudó		
2	Nikolayeva		
	Wang Liping	CHN	2000-1, 2004-8
	Plätzer		
	Liu Hong	CHN	2008-4, 2012-3
	Beatriz Pascual	ESP	2008-6, 2012-7
	Ana Cabecinha	POR	2008-8, 2012-8

### Most Appearances

5	Susana Feitór	POR	1992-dq, 1996-13, 2000-14, 2004-20, 2008-dnf
	Vasco		1996-28, 2000-3, 2004-7, 2008-5, 2012-9
4	Elisabetta Perrone	ITA	1992-19, 1996-2, 2000-dq, 2004-18
	Svetlana Tolstaya	KAZ	1996-21, 2000-21, 2004-28, 2008-29
	Jane Saville	AUS	1996-26, 2000-dq, 2004-3, 2008-19
	Sonata Milušauskaitė	LTU	1996-37, 2000-31, 2004-23, 2008-15
	Kristina Saltanovič	LTU	2000-16, 2004-19, 2008-18, 2012-20
	Olive Loughnane	IRL	2000-35, 2004-dnf, 2008-7, 2012-12

### Placing Table

	1	2	3	4	5	6	7	8	Top3	Points
CHN*	2	1	3	2	2	-	-	1	6	60
ITA	-	1	1	1	1	2	1	-	2	30
RUS*	3	1	-	1	-	-	-	1	4	37
ESP	-	-	1	-	1	1	2	-	1	17
NOR	-	2	-	-	-	-	-	-	2	14
BLR	-	-	-	1	-	1	-	1	0	9
GRE	1	-	-	-	-	-	-	-	1	8
URS/EUN	-	1	-	-	-	-	-	1	1	8
AUS	-	-	1	-	-	-	1	-	1	8
FIN	-	-	-	1	-	-	-	-	0	5
GER	-	-	-	-	1	-	-	-	0	4
MEX	-	-	-	-	1	-	-	-	0	4
ROU	-	-	-	-	-	1	-	-	0	3
SWE	-	-	-	-	-	1	-	-	0	3
IRL	-	-	-	-	-	-	1	-	0	2
POL	-	-	-	-	-	-	1	-	0	2
POR	-	-	-	-	-	-	-	2	0	2
<b>Totals</b>	<b>6</b>	<b>6</b>	<b>6</b>	<b>6</b>	<b>6</b>	<b>6</b>	<b>6</b>	<b>6</b>	<b>18</b>	<b>216</b>

\* Placings do not match medals because – following the disqualification of the original 2012 silver medalist Olga Kaniskina RUS – the IOC have not (as at June 10, 2016) publicly confirmed the upgrades of Qieyang Shenjie CHN and Liu Hong CHN from bronze/4th to silver/bronze. The Olympic medal tallies for the affected countries are therefore as follows:

	G	S	B	M
CHN	2	-	3	5
RUS	3	2	-	5

### Breakdown of URS/EUN placings:

RUS	-	1	-	-	-	-	-	1	7
UKR	-	-	-	-	-	-	1	0	1
<b>Totals</b>	-	<b>1</b>	-	-	-	-	<b>1</b>	<b>1</b>	<b>8</b>

**4 x 100 Metres Relay Amsterdam, 5 Aug 1928**

1, (1)	Canada	48.4WR
2, (2)	United States	48.8
3, (6)	Germany	49.0
4, (3)	France	49.6
5, (5)	Netherlands	49.8
6, (4)	Italy	53.6

(Competitors: 32; Countries: 8; Finalists: 24/6)

**Teams**

CAN	Fanny Rosenfeld, Ethel Smith, Florence Bell, Myrtle Cook
USA	Mary Washburn, Jessie Cross, Loretta McNeil, Betty Robinson
GER	Rosa Kellner, Leni Schmidt, Anni Holdmann, Leni Junker
FRA	Georgette Gagneux, Yolande Plancke, Marguerite Radideau, Lucienne Velu
NED	Kitty Aengenendt, Maria Briejer, Jettie Grooss, Elisabeth ter Horst
ITA	Luisa Bonfanti, Matilde Moraschi, Derna Polazzo, Vittoria Vivenza

After setting an unratified world record of 49.3 in the heats, Canada led from start to finish. Rosenfeld picked up just over a metre on Washburn, and Schmidt closed up on the USA on the second leg. Then Bell ran well for Canada, unexpectedly gaining ground on the USA. A fine anchor leg by Robinson ensured second place for the USA, with Cook, deriving some satisfaction after her disqualification from the individual 100m, running a fine leg in anchoring Canada to a world record of 48.4.

**Los Angeles, 7 Aug 1932**

1, (4)	United States	46.9WR	<u>Electric</u> (46.86)
2, (3)	Canada	47.0	
3, (5)	Great Britain & NI	47.6	
4, (2)	Netherlands	47.7	
5, (1)	Japan	48.9e	
6, (6)	Germany	50.0e	

(Competitors: 24; Countries: 6; Finalists: 24/6)

**Teams**

USA	Mary Carew, Evelyne Furtch, Annette Rogers, Billie Von Bremen
CAN	Mildred Frizzell, Lillian Palmer, Mary Frizzell, Hilda Strike
GBR	Eileen Hiscock, Gwendoline Porter, Violet Webb, Nellie Halstead
NED	Johanna Dalmolen, Cornelia Aalten, Elly du Mee, Tollien Schurrmann
JPN	Mie Muraoka, Michi Nakanishi, Asa Dogura, Sumiko Watanabe
GER	Grete Heublein, Ellen Braumüller, Tilly Fleischer, Marie Dollinger

Carew gave the USA a slight lead in the final, which was made up by the Canadians on the second leg and then Frizzell gained a metre on Rogers, to give Canada a metre lead at 300m. However, the USA's final exchange was excellent, while Canada's was not, and though Canada gained a metre on the final leg, Von Bremen got home a metre ahead of Strike to break the world record by a whopping 1.5 seconds.

**Berlin, 9 Aug 1936**

1, (3)	United States	46.9
2, (1)	Great Britain & NI	47.6
3, (5)	Canada	47.8
4, (2)	Italy	48.7
5, (6)	Netherlands	48.8
(4)	Germany	DQ (dropped baton)

(Competitors: 32; Countries: 8; Finalists: 24/6)

**Teams**

USA	Harriet Bland, Annette Rogers, Betty Robinson, Helen Stephens
GBR	Eileen Hiscock, Violet Olney, Audrey Brown, Barbara Burke
CAN	Dorothy Brookshaw, Mildred Dolson, Hilda Cameron, Aileen Meagher
ITA	Lidia Bongiovanni, Trebisonda Valla, Fernanda Bullano, Claudia Testoni
NED	Kitty ter Braake, Fanny Koen, Alida de Vries, Elisabeth Koning
GER	Emmy Albus, Käthe Krauss, Marie Dollinger, Ilse Dörffeldt

Germany, comprised of its finalists in the 100m and Ilse Dörffeldt, set a world record of 46.4 in the heats and was favoured to hold off the USA in the final. The American team included 1932 relay member Rogers and Robinson, winner of the 100m in 1928. Robinson had suffered a cracked hip and broken leg in an air crash in June 1931, which left her left leg shorter than her right, but she came back in 1936 to make the relay team. The Germans ran well in the final and led by a full 8m at the final changeover. Dörffeldt, the 4th best German, dropped the baton, leaving Stephens to win the gold medal for the USA. Stephens gained 7m on Burke, who ran 12.2 in her semi-final, and might well have caught Dörffeldt anyway.

**London, 7 Aug 1948**

			<u>Differential</u>
1, (6)	Netherlands	47.5	0.00
2, (2)	Australia	47.6	0.09 behind
3, (3)	Canada	47.8	0.48
4, (4)	Great Britain & NI	48.0	0.55
5, (7)	Denmark	48.2	0.63
6, (5)	Austria	49.2	1.65

(Competitors: 44; Countries: 11; Finalists: 24/6)

**Teams**

NED	Xenia Stad-de Jong, Jeanette Witziers-Timmer, Gerda van der Kade/Koudijs, Fanny Blankers-Koen
AUS	Shirley Strickland, June Maston, Betty McKinnon, Joyce King
CAN	Viola Myers, Nancy Mackay, Diane Foster, Patricia Jones
GBR	Dorothy Manley, Muriel Pletts, Margaret Walker, Maureen Gardner
DEN	Grete Lovso, Bente Bergendorff, Birthe Nielsen, Hildegard Nissen
AUT	Grete Jenny, Elfi Steurer, Grete Pavlousek, Maria Oberbreyer

Denmark were the surprise leaders when the anchor women took over, with a 2m advantage over Australia, while Britain and the Netherlands were virtually even some 4m further back. The Danes were soon overhauled by King and Blankers-Koen, with the flying Dutchwoman catching the Australians in the last 10m for an historic win. It was the only time in Olympic history that a woman had won four golds at the same Games in athletics.

**Helsinki, 27 Jul 1952**

			<u>Electrics</u>
1, (4)	United States	45.9WR	(46.14)
2, (5)	Germany	FRG 45.9WR	(46.18)
3, (6)	Great Britain & NI	46.2	(46.41)
4, (3)	USSR	46.3	(46.42)
5, (2)	Australia	46.6	(46.86)
6, (7)	Netherlands	47.8	(47.16)

(Competitors: 60; Countries: 15; Finalists: 24/6)

**Teams**

USA	Mae Faggs, Barbara Jones, Janet Moreau, Catherine Hardy
GER	Ursula Knab, Maria Sander, Helga Klein, Marga Petersen/all FRG
GBR	Sylvia Cheeseman, June Foulds, Jean Desforges, Heather Armitage
URS	Irina Turova/RUS, Yevgeniya Sechenova/RUS, Nadezhda Khnykina/GEO, Vera Kalashnikova/UKR
AUS	Shirley Strickland, Verna Johnson, Winsome Cripps, Marjorie Jackson
NED	Grietje de Jongh, Bertha Brouwer, Neeltje Büch, Wilhelmina Lust

With the world's best sprinter, and two other 100m finalists, Australia was hot favourite to win, and they duly ran 46.1 (46.23) in the heats to break the world record set by the German team in 1936. The Germans here were the next fastest heat winners with 46.3, while the USA won their heat in 46.5. The Australians, drawn on the inside in lane 2, used safe changes and great speed to lead by one and a half metres from Germany at the final exchange. Cripps handed safely to Jackson, but nudged the baton in Jackson's hand with her left knee. Jackson, showing great reactions, caught the baton after it bounced on the ground, but the field was gone. Up ahead Hardy gained 2m on the German team to win in a world record 45.9, as Germany shared the world record.

For the Americans Barbara Jones, running the second leg, became the youngest athlete ever to win an Olympic athletics gold medal at 15 years 123 days.

**Melbourne, 1 Dec 1956**

			<u>Electrics</u>
1, (3)	Australia	44.5WR	(44.65)
2, (4)	Great Britain & NI	44.7	(44.70)
3, (1)	United States	44.9	(45.04)
4, (5)	USSR	45.6	(45.81)
5, (6)	Italy	45.7	(45.90)
6, (2)	Germany	47.2	(47.29)

(Competitors: 36; Countries: 9; Finalists: 24/6)

Teams

AUS	Shirley Strickland, Norma Croker, Fleur Mellor, Betty Cuthbert
GBR	Anne Pashley, Jean Scrivens, June Foulds/Paul, Heather Armitage
USA	Mae Faggs, Margaret Matthews, Wilma Rudolph, Isabelle Daniels
URS	Vera Kalashnikova/Krepkina/UKR, Galina Rezhikova/RUS, Mariya Itkina/BLR, Irina Turova/Bochkaryova/RUS
ITA	Letizia Bertoni, Milena Greppi, Giuseppina Leone, Maria Musso
GER	Maria Sander/FRG, Christa Stubnick, Gisela Köhler, Bärbel Mayer/all GDR

Australia (45.00) and Germany (45.07) broke the world record by 0.2 seconds with a time of 44.9 in the first heat, with Great Britain edging the USA 45.3 to 45.4 in the other semi. In the final Britain were surprisingly the biggest threat, as the Germans badly messed up their baton exchanges. Pashley, against the odds, held Strickland, and better baton passing ensured that Paul, a fine bend runner, was slightly ahead at halfway. Paul gave Armitage a metre lead, but Cuthbert, mouth agape as usual, closed in and caught Armitage with 50m to go. She won by half a metre as both teams ducked well under the new world record. Third was the US team, represented by the Tennessee State University team, including 16 year-old Wilma Rudolph.

**Rome, 8 Sep 1960**

			<u>Electrics</u>
1, (4)	United States	44.5=WR	(44.72)
2, (5)	Germany/FRG	44.8	(45.00)
3, (7)	Poland	45.0	(45.19)
4, (3)	USSR	45.2	(45.39)
5, (6)	Italy	45.6	(45.80)
(2)	Great Britain & NI	DQ (r170.7)	

(Competitors: 40; Countries: 10; Finalists: 24/6)

Teams

USA	Martha Hudson, Lucinda Williams, Barbara Jones, Wilma Rudolph
GER/FRG	Martha Langbein, Anni Biechl, Brunhilde Hendrix, Jutta Heine/all FRG
POL	Teresa Wieczorek, Barbara Janiszewska, Celina Jesionowska, Halina Richter
URS	Vera Kalashnikova/Krepkina/UKR, Valentina Maslovskaya/UKR, Mariya Itkina/BLR, Irina Press/RUS
ITA	Letizia Bertoni, Sandra Valenti, Piera Tizzoni, Giuseppina Leone
GBR	Carole Quinton, Dorothy Hyman, Jennifer Smart, Mary Bignal

The USA team, pre-race favourites, justified their ratings with a world record in the heats – 44.4 (44.51) – ahead of the German team, which ran 44.8 (45.00). Drawn inside the German team in the final, the USA were just behind the Germans at the final changeover, after third legs by Jones, gold medallist from Helsinki, and Hendrix. Rudolph then polished off her Olympic career with a stellar anchor, gaining 4m on Jutta Heine.

Hendrix's father Friedrich had won a silver in the 1932 4x100m, so they became the first father and daughter to win Olympic medals. Her mother Marie Dollinger was the third leg runner on the ill-fated 1936 German women's team.

**Tokyo, 21 Oct 1964**

			<u>Electrics</u>
1, (4)	Poland	43.6	(43.69)
2, (5)	United States	43.9WR	(43.92)
3, (2)	Great Britain & NI	44.0	(44.09)

4, (7)	USSR	44.4	(44.44)
5, (3)	Germany/FRG	44.7	
6, (1)	Australia	45.0	
7, (6)	Hungary	45.2	
8, (8)	France	46.1	

(Competitors: 60; Countries: 15; Finalists: 32/8)

Teams

POL	Teresa Wieczorek/Cieply, Irena Kirszenstein, Halina Richter/Górecka, Ewa Klobukowska
USA	Willye White, Wyomia Tyus, Marilyn White, Edith McGuire
GBR	Janet Simpson, Mary Bignal/Rand, Daphne Arden, Dorothy Hyman
URS	Galina Gayda/RUS, Renata Lăce/LAT, Lyudmila Samotyosova/RUS, Galina Popova/RUS
GER/FRG	Karin Frisch, Erika Pollmann, Martha Langbein/Pensberger, Jutta Heine/all FRG
AUS	Dianne Bowering, Marilyn Black, Margaret Burvill, Joyce Bennett
HUN	Erzsébet Bartos Heldt, Margit Nemesházi Markó, Antónia Munkácsi, Ida Such
FRA	Marlène Canguio, Danièle Guéneau, Michèle Lurot, Denise Guénard

Poland – 44.6 (44.62) – and the USA – 44.8 (44.83) – were the heat winners, and were favourites to win after running 44.2 a month before the Games. Despite the USA having three 100m finalists, it was Poland, with superior baton passing who were the clear winners. The USA might have lost second place had the surprising British team not made a tentative first baton pass.

Klobukowska was disqualified in 1966 when she failed a sex chromosome test. Unlike the case of Dora Ratjen, the German male high jumper of the last 1930s who masqueraded as a woman, this was a far subtler instance of maleness of which the athlete herself had been unaware. The 43.6 was deleted as a world record, but the Olympic title was not taken from Poland, leaving the USA as world record holders.

**Mexico City, 20 Oct 1968**

			<u>Electrics</u>
1, (4)	United States	42.8WR	(42.88)
2, (6)	Cuba	43.3	(43.36)
3, (7)	USSR	43.4	(43.41)
4, (3)	Netherlands	43.4	(43.44)
5, (8)	Australia	43.4	(43.50)
6, (2)	FRG	43.6	(43.70)
7, (5)	Great Britain & NI	43.7	(43.78)
8, (1)	France	44.2	(44.30)

(Competitors: 60; Countries: 15; Finalists: 32/8)

Teams

USA	Barbara Ferrell, Margaret Bailes, Mildrette Netter, Wyomia Tyus
CUB	Marlene Elejalde, Fulgencia Romay, Violeta Quesada, Miguelina Cobián
URS	Lyudmila Zharkova, Galina Bukharina, Vera Popkova, Lyudmila Samotyosova/all RUS
NED	Wilma van Gool, Mieke Sterk, Truus Hennipman, Corrie Bakker
AUS	Jennifer Lamy, Joyce Bennett, Raelene Boyle, Dianne Burge
FRG	Renate Meyer-Rose, Jutta Stöck, Rita Jahn, Ingrid Becker
GBR	Anita Neil, Maureen Tranter, Janet Simpson, Lillian Board
FRA	Michèle Alayrangués, Gabrielle Meyer, Nicole Montandon, Sylvie Telliez

Both the USA and Holland set world records, winning their heats in 43.4, with the surprising Dutch team 0.01 faster on automatic timing with 43.49. The USA, with three of the first five from the 100m final, were favourites, and so it transpired. Utilising blazing speed, and very average changeovers, the USA won by over 4m from Cuba, with the USSR just edging the Netherlands for third. Australia displayed baton passing as weak as the USA, and would otherwise have won a medal, while Becker impressed with a fine anchor leg for the FRG.

**Munich, 10 Sep 1972**

1, (4)	FRG	42.81=WR
2, (2)	GDR	42.95

3, (7) Cuba	43.36
4, (8) United States	43.39
5, (6) USSR	43.59
6, (5) Australia	43.61
7, (1) Great Britain & NI	43.71
8, (1) Poland	44.20

(Competitors: 62; Countries: 15; Finalists: 32/8)

**Teams**

FRG	Christiane Krause, Ingrid Mickler/Becker, Annegret Richter, Heide Rosendahl
GDR	Evelyn Kaufer, Christina Heinrich, Bärbel Struppert, Renate Stecher
CUB	Marlene Elejalde, Carmen Valdés, Fulgencia Romay, Silvia Chivás
USA	Martha Watson, Mattiline Render, Mildrette Netter, Iris Davis
URS	Marina Sidorova, Galina Bukharina, Lyudmila Zharkova, Nadezhda Besfamilnaya/all RUS
AUS	Maureen Caird, Raelene Boyle, Marion Hoffman, Penny Gillies [Pam Ryan]
GBR	Andrea Lynch, Della Pascoe, Judith Vernon, Anita Neil
POL	Helena Flisnik, Barbara Bakulin, Urszula Józwick, Danuta Jędrejek

In the heats, the GDR team equalled the USA's Mexico City electrical-timed mark of 42.88 a metre ahead of the FRG team (42.97) with the USA a further tenth behind. In the final, Kaufer led after the first leg, but fine running by Mickler and Richter sent Rosendahl 2m ahead of the world record holder Stecher. Instead of Stecher zooming past, the crowd was amazed to see Rosendahl hold all but half a metre of the lead throughout the last 100m. The two Germans picked up more than 2m on the Cuban and USA teams. The reward for the FRG team was a share of the second world record to the nearest tenth, though it actually beat the USA/GDR mark by 0.07 of a second.

**Montreal, 31 Jul 1976**

1, (8) GDR	42.55 <sup>OR</sup>
2, (1) FRG	42.59
3, (7) USSR	43.09
4, (6) Canada	43.17
5, (4) Australia	43.18
6, (5) Jamaica	43.24
7, (2) United States	43.35
8, (3) Great Britain & NI	43.79

(Competitors: 40; Countries: 10; Finalists: 32/8)

**Teams with unofficial splits**

GDR	Marlies Oelsner, Renate Stecher, Carla Bodendorf, Bärbel Eckert 10.14
FRG	Elvira Possekel, Inge Helten, Annegret Richter, Annegret Kroniger
URS	Tatyana Prorochenko/UKR, Lyudmila Zharkova/Maslakova/RUS, Nadezhda Besfamilnaya/RUS, Vera Anisimova/RUS
CAN	Margaret Howe, Patty Loverock, Joanne McTaggart, Marjorie Bailey
AUS	Barbara Wilson, Debbie Wells, Denise Robertson, Raelene Boyle
JAM	Leleith Hodges, Rosie Allwood, Carol Cummings, Jacqueline Pusey
USA	Martha Watson, Evelyn Ashford, Debra Armstrong, Chandra Cheeseborough
GBR	Wendy Clarke, Denise Ramsden, Sharon Colyear, Andrea Lynch

The FRG team won the first heat with an Olympic record 42.61, well ahead of the USSR team (43.33), while the GDR won the other heat in 43.00. The excellent changeovers of the FRG team, and the speed of Helten and Richter on the middle two legs gave FRG a margin of a metre at the last changeover. Eckert was too quick for Possekel over the final 100m, taking the GDR team home to win by just under half a metre.

**Moscow, 1 Aug 1980**

1, (8) GDR	41.60 <sup>WR</sup>
2, (1) USSR	42.10
3, (7) Great Britain & NI	42.43
4, (4) Bulgaria	42.67
5, (6) France	42.84
6, (3) Jamaica	43.19

7, (2) Poland	43.59
(5) Sweden	DNF

(Competitors: 32; Countries: 8; Finalists: 32/8)

**Teams with unofficial splits**

GDR	Romy Müller 11.41, Bärbel Eckert/Wöckel 10.03, Ingrid Auerswald 10.20, Marlies Oelsner/Göhr 9.96
URS	Vera Komisova/RUS, Lyudmila Zharkova-Maslakova/RUS, Vera Anisimova/RUS, Natalya Bochina/RUS
GBR	Heather Hunte, Kathy Smallwood, Bev Goddard, Sonia Lannamann
BUL	Sofka Popova, Liliana Panayotova, Mariya Shishkova, Galina Penkova
FRA	Véronique Grandrieux, Chantal Réga, Raymonde Naigré, Emma Sulter
JAM	Leleith Hodges, Jacqueline Pusey, Rosie Allwood, Merlene Ottey
POL	Lucyna Langer, Elżbieta Stachurska, Żofia Bielczyk, Grażyna Rabsztyń
SWE	Linda Haglund, Lena Möller, Ann-Louise Skoglund, Helena Pihl

Heats were not required with only eight entries in the boycott-hit event. Even with the USA present, the GDR would have been hot favourites, and by the first changeover they were well clear. The first two passes by the GDR team were very poor, with Müller passing the baton backwards (!) to Wöckel. Nevertheless, they won by a full 5m from the USSR team, which might have been much closer had Kondratyeva been healthy. Maslakova, running the second leg, had won relay bronze in 1968 and 1976. Other features of the race included Moller (SWE) failing to finish because of a leg cramp, and Ottey's lightning-fast leg in sixth place.

**Los Angeles, 11 Aug 1984**

1, (5) United States	41.65
2, (6) Canada	42.77
3, (1) Great Britain & NI	43.11
4, (8) France	43.15
5, (7) FRG	43.57
6, (3) Bahamas	44.18
7, (4) Trinidad & Tobago	44.23
8, (2) Jamaica	53.54

(Competitors: 45; Countries: 11; Finalists: 32/8)

**Teams with unofficial splits**

USA	Alice Brown 11.38, Jeanette Bolden 10.18, Chandra Cheeseborough 10.32, Evelyn Ashford 9.77
CAN	Angela Bailey, Marita Payne, Angella Taylor, France Gareau 10.57
GBR	Simmone Jacobs, Kathy Smallwood/Cook, Bev Goddard/Callender, Heather Hunte/Oakes 10.36
FRA	Rose-Aimée Bacoul, Liliane Gaschet, Marie-France Loyal, Raymonde Naigré 10.48
FRG	Edith Oker, Michaela Schabinger, Heide-Elke Gaugel, Ute Thimm 10.49
BAH	Eldece Clarke, Pauline Davis, Debbie Greene, Oralee Fowler 10.77
TTO	Janice Bernard, Gillian Forde, Ester Hope-Washington, Angela Williams 10.50
JAM	Juliet Cuthbert, Grace Jackson, Veronica Findlay, Merlene Ottey-Page 15.27 [Janet Burke]

With a time of 42.59, the USA were nearly half a second faster than the next best qualifier – Jamaica. Poor changeovers on the first two legs meant that the USA were only slightly ahead of Canada when Cheeseborough took the baton, Jamaica having dropped the baton at the first exchange. Cheeseborough gained 2m on Taylor, and Gareau was no match for Ashford, who flew away to win by 10m in the fifth-fastest time ever.

**Seoul, 1 Oct 1988**

1, (6) United States	41.98
2, (5) GDR	42.09
3, (4) USSR	42.75
4, (3) FRG	42.76
5, (7) Bulgaria	43.02
6, (8) Poland	43.93
7, (1) France	44.02
(2) Jamaica	DNS

(Competitors: 81; Countries: 19; Finalists: 32/8)



Teams with unofficial splits

USA	Alice Brown 11.58, Sheila Echols 10.55, Florence Griffith Joyner 9.88 [Dannette Young], Evelyn Ashford 9.97
GDR	Silke Gladisch/Möller 11.70, Kerstin Behrendt 10.17, Ingrid Brestrich/Auerswald/Lange 10.06, Marlies Oelsner/Göhr 10.16
URS	Lyudmila Kondratyeva 11.42, Galina Malchugina 10.37, Marina Zhirova 10.28, Natalya Pomoshchnikova/Voronova 10.68/all RUS
FRG	Sabine Richter, Ulrike Sarvari, Andrea Thomas, Ute Thimm 10.42
BUL	Tsvetanka Ilieva, Valya Demireva, Nadezhda Georgieva, Yordanka Donkova 10.26
POL	Joanna Smolarek, Jolanta Janota, Ewa Pisiewicz, Agnieszka Siwek 10.70
FRA	Françoise Leroux, Muriel Leroy, Laurence Bily, Patricia Girard 10.48 [Marie-Christine Cazier/Ballo]
JAM	Ethlyn Tate, Grace Jackson, Juliet Cuthbert, Merlene Ottey [Laurel Johnson, Vivian Spence]

The fastest heat winners with 42.39 were the USA, and they won their semi-final in 42.12, although the quickest in the second round was USSR with 42.01, ahead of the GDR's 42.23.

In the final Brown established a slim lead over Möller, with Kondratyeva a metre behind. But Malchugina and Behrendt overtook Echols on the second leg. Unsurprisingly Griffith Joyner ate up the deficit on the third leg and went into the changeover with a 2m lead. The advantage was lost with a poor change, which left Ashford in third behind Göhr and Pomoshchnikova. The Russian quickly caught Göhr, but then suffered a muscle cramp after 60m. Ashford swept by and passed Göhr with 20m remaining, giving and the US victory by a metre, with the USSR just holding off FRG for third.

**Barcelona, 8 Aug 1992**

1, (3)	United States	42.11
2, (6)	Unified Team RUS	42.16
3, (4)	Nigeria	42.81
4, (2)	France	42.85
5, (7)	Germany	43.12
6, (1)	Australia	43.77
	(5) Jamaica	DNF
	(8) Cuba	DNF

(Competitors: 57; Countries: 14; Finalists 32/8)

Teams with unofficial splits

USA	Evelyn Ashford 11.31, Esther Jones 10.31, Carlette Guidry 10.76, Gwen Torrence 9.73 [Michelle Finn]
EUN	Olga Bogoslovskaya/RUS, Galina Malchugina/RUS, Marina Trandenkova/RUS, Irina Privalova/RUS 9.94
NGR	Beatrice Utundu, Faith Idehen, Christy Opara, Mary Onyali
FRA	Patricia Girard, Odiah Sidibé, Laurence Bily, Marie-José Pérec
GER	Andrea Philipp, Silke Knoll, Andrea Thomas, Sabine Günther
AUS	Melissa Moore, Melinda Gainsford, Kathy Sambell, Kerry Johnson
JAM	Michelle Freeman, Juliet Cuthbert, Dahlia Duhaney, Merlene Ottey
CUB	Eusebia Riquelme, Aliuska Lopez, Idalmis Bonne, Liliana Allen

The USA was pre-race favourites, but only the fourth-fastest in the heats with 42.50, beaten in the first race by the Unified Team, comprised of four Russians. Jamaica, the World Champions, won the other heat in 42.28, ahead of Nigeria's 42.39, with France third in 42.58. Ashford, attempting to become the first woman to win three relay gold medals, led off and ran a good leg, but lost ground when Jones started too late, and Ashford had to steady Jones's hand to receive the baton. Jamaica and the Unified Team were ahead, but Cuthbert pulled a muscle just before handing over, and the baton never got to Duhaney. Trandenkova took over from Malchugina with more than a metre's advantage, and by the time Privalova had the baton, the advantage was nearly 2m over the USA. Torrence closed in on the Russian, and passed her with 20m to go to win by half a metre.

**Atlanta, 3 Aug 1996**

1, (5)	United States	41.95
2, (2)	Bahamas	42.14
3, (6)	Jamaica	42.24

4, (4)	Russia	42.27
5, (7)	Nigeria	42.56
6, (3)	France	42.76
7, (8)	Australia	43.70
8, (1)	Great Britain & NI	43.93

(Competitors: 81; Countries: 19; Finalists: 32/8)

Teams with unofficial splits

USA	Chryste Gaines 11.57, Gail Devers 10.03, Inger Miller 10.38, Gwen Torrence 9.97 [Carlette Guidry 10.28 ht]
BAH	Eldece Clarke 11.56, Chandra Sturup 10.02, Savatheda Fynes 10.46, Pauline Davis 10.10 [Debbie Ferguson 10.73]
JAM	Michelle Freeman 11.72, Juliet Cuthbert 10.11, Nicole Mitchell 10.58, Merlene Ottey 9.83 [Gillian Russell 10.51, Andrea Lloyd 10.50]
RUS	Yekaterina Leshchova 11.52, Galina Malchugina 10.34, Natalya Voronova 10.26, Irina Privalova 10.15
NGR	Chioma Ajunwa 11.61, Mary Tombiri-Shirey 10.42, Christy Opara 10.63, Mary Onyali 9.90
FRA	Sandra Citté 11.78, Odiah Sidibé 10.39, Patricia Girard 10.50, Marie-José Pérec 10.09 [Delphine Combe 10.46]
AUS	Sharon Cripps 12.11, Kylie Hanigan 10.61, Lauren Hewitt 10.35, Jodi Lambert 10.63
GBR	Angela Thorp 11.85, Marcia Richardson 10.82, Simmone Jacobs 10.70, Katharine Merry 10.56

The USA was favoured to win its fourth title in a row, and had the fastest heat time (42.49). Russia were the surprise leaders after the first leg in the final, with Leshchova (11.52) just ahead of Clarke (11.56) and Gaines (11.57). Devers overtook the veteran Malchugina, but could not get ahead of Sturup, who handed over with a slim lead for the Bahamas. Inger Miller, daughter of double medal winner Lennox, ran 10.38 for her leg and gave Torrence a half metre lead. Behind them Voronova had the best 100m curve (10.26) of the race to put Russia a metre behind the Bahamas. Torrence ran a fine anchor to give the USA a 2m win, with Jamaica passing Russia for bronze thanks to Ottey's anchor of 9.83, fastest of the race.

**Sydney, 30 September 2000**

1, (5)	Bahamas	41.95
2, (3)	Jamaica	42.13
3, (6)	United States	42.20
4, (4)	France	42.42
5, (8)	Russia	43.02
6, (1)	Germany	43.11
7, (7)	Nigeria	44.05
8, (2)	PR of China	44.87

(Competitors: 108; Countries: 25; Finalists: 32/8)

Teams with unofficial splits

BAH	Savatheda Fynes, Chandra Sturup, Pauline Davis, Debbie Ferguson [Eldece Clarke]
JAM	Tayna Lawrence, Veronica Campbell, Beverly McDonald, Merlene Ottey [Merlene Frazer]
USA	Chryste Gaines, Torri Edwards, Nanceen Perry, Marion Jones DQ (r40.8) (9.53) [Passion Richardson]
FRA	Linda Ferga, Muriel Hurtis, Fabé Dia, Christine Arron [Sandra Citté]
RUS	Natalya Ignatova, Marina Trandenkova, Irina Khabarova, Natalya Voronova [Marina Kislova]
GER	Gabi Rockmeier, Sabrina Mulrain, Andrea Phillip, Marion Wagner
NGR	Glory Alozie, Benedicta Ajudua, Mercy Nku, Mary Onyali
CHN	Zeng Xiujun, Liu Xiaomei, Qin Wangping, Li Xuemei

The USA were favourites, but Bahamas were World Champions in 1999 with athletes who were all in Sydney. Jamaica (42.46) and Bahamas (42.58) were fastest in the heats, with the USA content to take their race in 42.92. The theme was repeated in the semi-finals as Jamaica (42.15) were fastest qualifiers and the Bahamas won the other semi-final in 42.42. Jones was rested in the preliminary rounds.

Fynes took a metre from Gaines on the first leg in the final, and a good changeover for Bahamas compensated for the ground made up by Edwards on Sturup. The US bungled its changeover to Perry from Torri Edwards, and the Bahamas' lead doubled to 4m. Davis held that advantage, and another slick pass, compared to America's faltering

efforts meant that Ferguson had 6m advantage over Jones. The US star made up one place and almost 4m, but the Bahamas came home 2m clear of Jamaica, whose changes were better than the US, but not as good as the winners. Jamaica were anchored by Ottey, who gained her eighth Olympic medal – a record for any woman – some 20 years after her first one. In 2009 years later she would gain a ninth when her Sydney 2000 100m fourth place was at last upgraded to bronze.

The US may well not have won a medal without the input of Marion Jones, but because of Jones's doping violations (see page 227 for details) she was stripped of her medal in December 2007. In April 2008, the IOC Executive Board disqualified the rest of the US squad – and also the US 4x400m team in Sydney which won gold with the help of Jones – and asked for the return of their medals. Seven of Jones's relay team-mates across the two relays then appealed against this decision to the Court of Arbitration for Sport. Their appeal referred to rule 25.2.2.4 of the Olympic Charter which stated that “no decision taken in the context of the Olympic Games can be challenged after a period of three years from the day of the closing ceremony of such Games.” In December 2009, the arbitrators decided that this rule did not cover the distribution of medals, but then in 2010, the CAS ultimately upheld the appeal concluding that “The Panel found that at the time of the Sydney Olympic Games there was no specific IOC or IAAF Rule in force that clearly allowed the annulment of the relay team results if one team member was found to have committed a doping offence.” So the US remain as bronze medallists despite the key role played by Marion Jones.

A rule change closing this loophole was passed by the IAAF Congress in Paris 2003, and in the IAAF rule book covering 2004-2005 rule 39.2 (enforced from March 1, 2004) stated that teams shall be automatically disqualified if a member commits an anti-doping violation. The appropriate rule number (rule book 2012-2013) is now 41.1.

### Athens, 27 Aug 2004

1, (4) Jamaica	41.73
2, (6) Russia	42.27
3, (2) France	42.54
4, (3) Bahamas	42.69
5, (1) Belarus	42.94
6, (7) Belgium	43.11
7, (8) Nigeria	43.42
(5) United States	DQ (r40.9) (DNF)

Rightful finalists (in place of the United States):

**Brazil** (3h1, 43.12)

(Competitors: 65; Countries: 16; Finalists: 32/8)

#### Teams

JAM	Tayna Lawrence, Sherone Simpson, Aleen Bailey, Veronica Campbell [Beverly McDonald]
RUS	Olga Fyodorova, Yuliya Tabakova, Irina Khabarova, Larisa Kruglova
FRA	Veronique Mang, Muriel Hurtis, Sylviane Felix, Christine Arron
BAH	Tameka Clarke, Chandra Sturup, Shandria Brown, Debbie Ferguson
BLR	Yuliya Nesterenko, Natalya Safronnikova, Yelena Nevmerzhitskaya, Oksana Dragun
BEL	Katleen De Caluwé, Lien Huyghebeaert, Elodie Ouédraogo, Kim Gevaert
NGR	Gloria Kemasuode, Mercy Nku, Damola Osayomi, Endurance Ojokolo
USA	Angela Williams, Marion Jones, Lauryn Williams, LaTasha Colander
BRA	Luciana dos Santos, Rosemar Coelho Neto, Lucimar de Moura, Kátia Regina Santos

With the fastest time in the world before the Games, the USA was the favourite. From lane 1 the US squad including Marion Jones equalled their best time of the year – 41.67 – in winning the first heat, with a margin of 13m over the Bahamas. Russia won the second heat in 42.12 ahead of Jamaica (42.20). Belarus (43.06) was the slowest qualifier, and Brazil were in the unfortunate position of running 43.12 for the then fastest ever non-qualifying position.

Jamaica was the only country to change their line-up the following day, and they were ahead at the first exchange, Lawrence leading Williams of the US by a metre. Jones was unable to make up ground on Simpson, and the USA (as in the men's relay) ran into problems on

the second exchange, Williams started too early, with the result that the baton was passed beyond the zone, and the US team pulled up. Ahead Jamaica were now dominating the race, and Veronica Campbell swept to a 5m victory over Russia, with France beating reigning champions Bahamas for the bronze medal.

The doping violations of Marion Jones mean that the performances of the US team in both the heats and the final should be regarded as disqualified.

### Beijing, 22 Aug 2008

1, (4) Russia	42.31
2, (5) Belgium	42.54
3, (3) Nigeria	43.04
4, (8) Brazil	43.14
5, (9) Germany	43.28
(7) Great Britain & NI	DNF
(6) Jamaica	DNF
(2) Poland	DQ (r170.7)

(Competitors: 68; Countries: 16; Finalists: 32/8)

#### Teams

RUS	Yevgeniya Polyakova, Aleksandra Fedoriva, Yuliya Gushchina, Yuliya Chermoshanskaya
BEL	Olivia Borlée, Hanna Marien, Elodie Ouédraogo, Kim Gevaert
NGR	Franca Idoko, Gloria Kemasuode, Halimat Ismaila, Damola Osayomi [Agnes Osazuwa]
BRA	Rosemar Coelho Neto, Lucimar de Moura, Thaisssa Presti, Rosangela Santos
GER	Annett Mollinger, Verena Sailer, Cathlee Tschirch, Marion Wagner
GBR	Jeanette Kwakye, Montell Douglas, Emily Freeman, Emma Ania
JAM	Shelly-Ann Fraser, Sherone Simpson, Kerron Stewart, Veronica Campbell-Brown [Sheri-Ann Brooks, Aleen Bailey]
POL	Ewelina Klocek, Daria Korczyńska, Dorota Jędrusińska, Joanna Kocielnik [Marta Jeschke]

After winning five of the six available individual sprint medals, Jamaica were the team to beat especially after the USA failed to finish their heat. Only 11 of the 16 teams legitimately finished the heats. Jamaica with 42.24, the fastest time of 2008, were comfortably faster than the next best team (Russia 42.87).

In the final Fraser gave Jamaica a metre lead, which Simpson extended to almost two metres going into the second exchange, but Stewart started too slowly, and the exchange was not completed. Next to them Britain also failed to make their baton change. This left Russia free and clear, and they won by two metres with Chermoshanskaya holding off European Champion Gevaert. Nigeria edged Brazil by a metre for the bronze medal.

### London, 10 Aug 2012

1, (7) United States	40.82WR
2, (6) Jamaica	41.41
3, (5) Ukraine	42.04
4, (2) Nigeria	42.64
5, (8) Germany	42.67
6, (9) Netherlands	42.70
7, (3) Brazil	42.91
(4) Trinidad and Tobago	DQ (r40.9) (DNF)

Rightful finalists (in place of Trinidad & Tobago):

**Bahamas** (5h1, 43.07) or  
**Poland** (4h2, 43.07)

(Athletes 69; Countries: 16, Finalists:32/8)

#### Teams with unofficial splits

USA	Tianna Madison 11.12, Allyson Felix 9.97, Bianca Knight 10.33, Carmelita Jeter 9.70 [Jeneba Tarmoh, Lauryn Williams]
JAM	Shelly-Ann Fraser 11.27, Sherone Simpson 10.32, Veronica Campbell-Brown 10.23, Kerron Stewart 9.96 [Samantha Henry-Robinson, Schillonie Calvert]
UKR	Olesya Povh 11.59, Hrustyna Stuy 10.22, Mariya Ryemyen, 10.45 Yelizaveta Bryzgina 10.09

NGR	Damola Osayomi, Gloria Asumnu, Endurance Abinuwa, Blessing Okagbare [Christy Udoh]
GER	Leena Günther, Anne Cibis, Tatjana Pinto, Verena Sailer
NED	Kadene Vassell, Dafne Schippers, Eva Lubbers, Jamile Samuel
BRA	Ana Claudia da Silva, Franciela Krasucki, Evelyn dos Santos, Rosângela Santos
TTO	Michelle Lee Ahyee, Kelly-Ann Baptiste, Kai Selvon, Semoy Hackett
BAH	Sheniqua Ferguson, Chandra Sturup, Christine Amertil, Anthonique Strachan
POL	Marika Popowicz, Daria Korczynska, Marta Jeschke, Ewelina Ptak

A United States team without Felix and Jeter clocked 41.64 in the heats. This suggested to everyone that the GDR's 1985 world record of 41.37 would be under threat in the final. Both Poland and the Bahamas ran 43.07 in the heats to rank as the fastest teams ever not to qualify for an Olympic final. One of those teams were rightful finalists when it became known that Trinidad's advancement had been enabled by a doping offender. Semoy Hackett's violation from June 2012 was eventually confirmed in June 2014.

In the final, both Jamaica and the United States fielded all-star teams. The 100m winner Fraser-Pryce made no ground on Madison, and the USA had a better changeover. Felix ran an excellent leg to give her team a 4m lead at halfway. Campbell-Brown ran a fine bend for Jamaica, and pulled back a metre against Knight, but again the USA had a better exchange. Jeter doubled the lead of the US team to 6m by the finish, and she pointed in amazed delight at the trackside digital clock as it showed the time of 40.82, way inside the old world record and very close to the men's winning mark of 40.6/40.7 from London 1948. Jamaica missed the old record by just 0.04. Behind them Ukraine was an isolated third in 42.04, while the tainted Trinidadian team (42.31 in the heats) failed to complete the first changeover.

WOMEN'S 4 x 100 METRES RELAY										
<b>The Best on Points</b>										
26	Evelyn Ashford USA	1976-7, 1984-1, 1988-1, 1992-1								
23	Lyudmila Maslakova URS (RUS)	1968-3, 1972-5, 1976-3, 1980-2								
	Marlies Göhr GDR	1976-1, 1980-1, 1988-2								
<b>Most Finals</b>										
6	Merlene Ottey JAM	1980-6, 1984-8, 1988-dns, 1992-dnf, 1996-3, 2000-2								
4	Maslakova Ashford									
	Juliet Cuthbert JAM	1984-8, 1988-dns, 1992-dnf, 1996-3								
	Veronica Campbell-Brown JAM	2000-2, 2004-1, 2008-dnf, 2012-2								
<b>Most Appearances</b>										
6	Ottey									
4	Maslakova Ashford									
	Cuthbert									
	Chandra Sturup BAH	1996-2, 2000-1, 2004-4, 2012-5h1								
	Campbell-Brown									
<b>Placing Table</b>										
	G	S	B	4	5	6	7	8	M	Points
USA	10	2	2	1	-	-	1	-	14	113
GER	3	5	1	1	5	4	-	-	9	102
URS/EUN	-	2	3	4	1	-	-	-	5	56
GBR	-	2	5	1	-	-	2	2	7	55
CAN	1	2	2	1	-	-	-	-	5	39
AUS	1	1	-	-	3	3	1	-	2	38
FRA	-	-	1	4	1	1	1	2	1	37
JAM	1	2	1	-	-	2	-	1	4	35
NED	1	-	-	2	2	2	-	-	1	32
NGR	-	-	2	1	1	-	2	-	2	25
RUS	1	1	-	1	1	-	-	-	2	24
BAH	1	1	-	1	-	1	-	-	2	23
POL	1	-	1	-	-	1	1	1	2	20
ITA	-	-	-	1	2	1	-	-	0	16
CUB	-	1	1	-	-	-	-	-	2	13
BEL	-	1	-	-	-	1	-	-	1	10
BUL	-	-	-	1	1	-	-	-	0	9
BRA	-	-	-	1	-	-	1	-	0	7
UKR	-	-	1	-	-	-	-	-	1	6
BLR	-	-	-	-	1	-	-	-	0	4
DEN	-	-	-	-	1	-	-	-	0	4
JPN	-	-	-	-	1	-	-	-	0	4
AUT	-	-	-	-	-	1	-	-	0	3

## Women's 4x100 Metres Relay, continued

## Placing Table

	G	S	B	4	5	6	7	8	M	Points
HUN	-	-	-	-	-	-	1	-	0	2
TRI	-	-	-	-	-	-	1	-	0	2
CHN	-	-	-	-	-	-	-	1	0	1
<b>Totals</b>	<b>20</b>	<b>20</b>	<b>20</b>	<b>20</b>	<b>20</b>	<b>17</b>	<b>11</b>	<b>7</b>	<b>60</b>	<b>680</b>

## Breakdown of GER placings:

GER	-	2	1	-	4	3	-	-	3	45
GDR	2	2	-	-	-	-	-	-	4	30
FRG	1	1	-	1	1	1	-	-	2	27
<b>Totals</b>	<b>3</b>	<b>5</b>	<b>1</b>	<b>1</b>	<b>5</b>	<b>4</b>	<b>-</b>	<b>-</b>	<b>9</b>	<b>102</b>

## 4 x 400 Metres Relay

1928-1968: Not held

## Munich, 10 Sep 1972

1, (4)	GDR	3:22.95WR
2, (5)	United States	3:25.15
3, (3)	FRG	3:26.51
4, (2)	France	3:27.52
5, (6)	Great Britain & NI	3:28.74
6, (1)	Australia	3:28.84
7, (8)	Finland	3:29.44
8, (7)	USSR	RUS 3:31.89

(Competitors: 56; Countries: 14; Finalists: 32/8)

## Teams with unofficial splits

GDR	Dagmar Käsling 52.2, Rita Kühne 50.0, Helga Seidler 50.5, Monika Zehrt 50.3
USA	Mable Ferguson 51.8, Madeline Manning/Jackson 51.9, Cheryl Toussaint 51.3, Kathy Hammond 50.2
FRG	Anette Rückes 53.1, Inge Bödding 51.6, Hildegard Falck 51.2, Rita Wilden 50.6
FRA	Martine Duvivier 53.0, Colette Besson 52.1, Bernadette Martin 51.8, Nicole Duclos 50.6
GBR	Verona Bernard 53.1, Janet Simpson 52.0, Jannette Roscoe 51.8, Rosemary Stirling 51.8
AUS	Alison Ross-Edwards 53.4, Raelene Boyle 50.8, Cheryl Peasley 53.9, Charlene Rendina 50.7
FIN	Marika Eklund 53.3, Pirjo Wilmi 52.4, Tuula Rautanen 52.6, Mona-Lisa Strandvall 51.1
URS	Lyubov Runtso 54.0, Olga Syrovatskaya/Mineyeva 53.2, Natalya Pechonkina/Chistyakova 52.6, Nadezhda Kolesnikova 52.1/all RUS

The GDR broke their world record of 3:28.8 in the heats with 3:28.5. The USA team led after Ferguson's 51.8 opener, but the race was settled with the next two legs. Kühne opened up a lead of more than 10m, with 50.0, and Seidler increased the margin to 20m, with 50.5. The USA were 8m clear of FRG, with France and Britain locked in a battle for fourth place. Zehrt led the GDR team home with a 50.3 leg, as they broke the world record by more than five seconds. The next three teams also broke the old record, with Hammond running the fastest anchor leg of 50.2. Other than the Soviet Union, all teams set national records.

## Montreal, 31 Jul 1976

1, (3)	GDR	3:19.23WR
2, (8)	United States	3:22.81
3, (5)	USSR	3:24.24
4, (6)	Australia	3:25.56
5, (2)	FRG	3:25.71
6, (7)	Finland	3:25.87
7, (1)	Great Britain & NI	3:28.01
8, (4)	Canada	3:28.91

(Competitors: 44; Countries: 11; Finalists: 32/8)

## Los Angeles, 11 Aug 1984

## Teams with unofficial splits

GDR	Doris Maletzki 50.5, Brigitte Rohde 49.5, Ellen Streidt 49.5, Christina Brehmer 49.7
USA	Debra Sapenter 51.8, Sheila Ingram 50.0, Pamela Jiles 51.3, Rosalyn Bryant 49.7
URS	Inta Kļimoviča/LAT 51.4, Lyudmyla Aksyonova/UKR 50.5, Natalya Sokolova/RUS 51.5, Nadezhda Ilyina/RUS 50.8
AUS	Judy Canty 52.4, Verna Burnard 51.2, Charlene Rendina 51.6, Beth Nail 50.4
FRG	Claudia Steger 52.4, Dagmar Fuhrmann 51.3, Elke Barth 51.5, Rita Wilden 50.5
FIN	Marika Lindholm 52.8, Pirjo Wilmi/Häggman 51.4, Mona-Lisa Strandvall/Pursiainen 51.0, Riita Salin 50.6
GBR	Liz Barnes 52.5, Gladys Taylor 52.6, Verona Bernard/Elder 52.6, Donna Murray 50.3
CAN	Margaret Stride 53.1, Joyce Yakubowich 51.6, Rachelle Campbell 52.5, Yvonne Saunders 51.7

Despite losing Marita Koch to injury in the individual event, the GDR was expected to win the 4x400m easily. After a 3:23.38 heat, the second fastest time ever, the favourites took an 8m lead on the first leg of the final, with Maletzki running 50.5. Rohde increased the lead to nearly 15m with 49.5, well ahead of Ingram's fine 50.0 leg. Like clockwork Streidt also ran 49.5 to extend the lead to more than 25m, with the USA 3m clear of the USSR. Brehmer anchored the GDR team in 49.71 to give the team the first sub-3:20 time, the foursome averaging 49.81. Bryant ran the only non-GDR sub-50 split of the race to anchor the US team to silver.

## Moscow, 1 Aug 1980

1, (1)	USSR	3:20.12
2, (7)	GDR	3:20.35
3, (6)	Great Britain & NI	3:27.5
4, (3)	Romania	3:27.74
5, (8)	Hungary	3:27.86
6, (2)	Poland	3:27.9
7, (5)	Belgium	3:31.6
(4)	Bulgaria	DNF

(Competitors: 47; Countries: 11; Finalists: 32/8)

## Teams with unofficial splits

URS	Tatyana Prorochenko/UKR 50.40, Tatyana Goyschik/RUS 50.80, Nina Zyuskova/UKR 49.97, Irina Bagryantseva/Nazarova/RUS 48.95 [Olga Minyeyeva, Lyudmila Chernova/both RUS]
GDR	Gabriele Löwe 50.97, Barbara Krug 50.43, Christina Brehmer/Lathan 50.68, Marita Koch 48.27
GBR	Linsey Macdonald 52.9, Michelle Probert 51.5, Joslyn Hoyte-Smith 51.3, Donna Murray/Hartley 51.8
ROU	Ibolya Korodi, Niculina Lazarciuc, Maria Samungi, Elena Tarita
HUN	Irén Orosz, Judit Forgács, Éva Tóth, Ilona Pál 51.1 [Ibolya Petrika]
POL	Grażyna Oliszewska, Elżbieta Skowrońska/Katolik, Jolanta Januchta, Małgorzata Dunecka 51.4
BEL	Lea Alaerts, Regine Berg, Anne Michel, Rosine Wallez
BUL	Svobodka Damyanova, Rositsa Stamenova, Milena Andonova, Bonka Dimova

The USSR team were clearly ready to give the GDR team a good run for its money, and converted 200m runner Prorochenko gave the Soviets a superb start with an opening leg of 50.2, 3m ahead of Löwe. Both teams had their weakest runners on the second leg, and Krug won the duel against Goyschik 50.5 to 51.5, giving the GDR team a five-metre advantage. Zyuskova battled with 400m bronze medallist Lathan and the race was decided by a bizarre incident. With 50m remaining on the third leg, Lathan appeared to trip on the trackside kerb, almost falling, before recovering to hand over to Koch some 7m down. That deficit proved to be fatal. Koch ran the then fastest leg ever (48.27) in chasing the USSR team, but Nazarova was rock steady, holding off the world record holder by 2m.

Somewhat controversially, Minyeyeva and Chernova ran in the heats only while Zyuskova and Nazarova were "rested." Under rules introduced in 1976, they became the first athletes to be awarded additional medals (and diplomas) in such circumstances.

1, (8)	United States	3:18.29
2, (5)	Canada	3:21.21
3, (4)	FRG	3:22.98
4, (2)	Great Britain & NI	3:25.51
5, (1)	Jamaica	3:27.51
6, (3)	Italy	3:30.82
7, (6)	India	3:32.49
(7)	Puerto Rico	DNS

(Competitors: 47; Countries: 10; Finalists: 32/8)

## Teams with unofficial splits

USA	Lillie Leatherwood 50.50, Sherri Howard 48.83, Valerie Brisco-Hooks 49.23, Chandra Cheeseborough 49.73 [Denean Howard 50.97] [Diane Dixon 50.24]
CAN	Charmaine Crooks 50.30, Jillian Richardson 50.22, Molly Killingbeck 50.62, Marita Payne 50.07 [Dana Wright]
FRG	Heike Schulte-Mattler 51.73, Ute Thimm 50.25, Heide-Elke Gaugel 50.65, Gabriele Bussmann 50.35 [Christine Sussiek, Nicole Leistenschneider]
GBR	Michelle Probert/Scutt 51.92, Helen Barnett 51.31, Gladys Taylor 51.32, Joslyn Hoyte-Smith 50.96
JAM	Ilrey Oliver 51.82, Cynthia Green 51.89, Cathy Rattray 51.53, Grace Jackson 52.27 [Andrea Thomas 50.85]
ITA	Patrizia Lombardo 53.16, Cosetta Compagna 52.74, Marisa Masullo 52.41, Erica Rossi 52.51, [Giuseppina Cirulli]
IND	Manathoor Valsamma 54.70, Vandana Rao 54.15, Shiny Abraham 51.89, P. T. Usha 51.75
PUR	Evelyn Mathieu, Madeline de Jesús, Angelita Lind, Marie Mathieu [Margaret de Jesús]

With a time of 3:22.82, the USA were almost four seconds faster than any other team in the heats. However, they trailed Canada in the final after the first leg as Crooks ran 50.30 to take a 2m advantage into the second leg. Sherri Howard, who had run a good 49.93 in the heats, did much better in the final taking the lead at 600m and zipping away from Killingbeck, despite the latter's good 50.22, to clock 48.83. Brisco-Hooks extended the lead by more than 10m with her 49.23, and Cheeseborough ran 49.73 to help the US break the GDR's Olympic record, clocking the second-fastest time ever.

Puerto Rico qualified for the final after finishing fifth in their heat in 3:37.39, but were reportedly withdrawn from the event when it transpired that Margaret de Jesus had illegally ran in place of her twin Madeline on the second leg.

## Seoul, 1 Oct 1988

1, (6)	USSR	3:15.17WR
2, (4)	United States	3:15.51
3, (5)	GDR	3:18.29
4, (1)	FRG	3:22.49
5, (3)	Jamaica	3:23.13
6, (2)	Great Britain & NI	3:26.89
7, (7)	France	3:29.37
(8)	Canada	DNF

(Competitors: 61; Countries: 13; Finalists: 32/8)

## Teams with unofficial splits

URS	Tatyana Ledovskaya/BLR 50.12, Olga V. Nazarova/RUS 47.82, Mariya Pinigina/UKR 49.43, Olga Bryzgina/UKR 47.80 [Lyudmyla Dzhigalova/UKR 51.39 1st leg]
USA	Denean Howard 49.82, Diane Dixon 49.17, Valerie Brisco 48.44, Florence Griffith Joyner 48.08, [Lillie Leatherwood 51.12 1st leg] [Sherri Howard 51.81]
GDR	Dagmar Rübsam/Neubauer 50.58, Kirsten Emmelmann 49.89, Sabine Busch 48.81, Petra Müller 48.99 [Grit Breuer 52.50 1st leg]
FRG	Ute Thimm 50.81, Helga Arendt 49.95, Andrea Thomas 51.50, Gudrun Abt 50.23 [Michaela Schabinger 52.92, Gisela Kinzel 51.59]
JAM	Sandie Richards 51.54, Andrea Thomas 49.94, Cathy Rattray-Williams 51.08, Sharon Powell 50.57 [Marcia Tate 52.98 1st leg]
GBR	Linda Keough 50.86, Jenni Stoute 51.91, Angela Piggford 53.08, Sally Gunnell 51.04 [Janet Smith 52.77]
FRA	Fabienne Ficher 51.82, Nathalie Simon 52.88, Nadine Debois 53.10, Evelyne Elien 51.57
CAN	Charmaine Crooks 51.83, Molly Killingbeck, Marita Wiggins/Payne, Jillian Richardson [Esmie Lawrence 53.77]

In the heats, all the teams were holding back their top runners for the final and there were no split times of under 50 seconds in the preliminary round. Denean Howard started for the USA with a 49.82 opener to lead the USSR by 0.3 seconds, the GDR losing touch with Neubauer's 50.58. Nazarova broke away from Dixon after 200m of the second leg, and went away to lead by 10m, having run a sparkling 47.82 leg. Brisco then ran a storming 48.44 making up all but half a metre of the deficit.

Griffith Joyner ran the anchor for the USA attempting to win her fourth gold medal, but she was up against the 400m gold medallist, and Bryzgina never let her take the lead, eventually gaining over 2m in the finishing straight to set a new world record, with the USA also breaking the old record.

### Barcelona, 8 Aug 1992

1, (3)	Unified Team	3:20.20
2, (6)	United States	3:20.92
3, (4)	Great Britain & NI	3:24.23
4, (2)	Canada	3:25.20
5, (5)	Jamaica	3:25.68
6, (8)	Germany	3:26.37
7, (7)	Australia	3:26.42
8, (1)	Portugal	3:36.85

(Competitors: 62; Countries: 14; Finalists: 32/8)

#### Teams with unofficial splits

EUN	Yelena Ruzina/RUS 51.5, Lyudmyla Dzhigalova/UKR 50.1, Olga V. Nazarova/RUS 49.1, Olga Bryzgina/UKR 49.5 [Marina Shmonina/RUS 51.1 1st leg, Liliya Nurutdinova/RUS 50.9]
USA	Natasha Kaiser 51.4, Gwen Torrence 49.8, Jearl Miles 49.5, Rochelle Stevens 50.2 [Denean Hill 51.7 1st leg] [Dannette Young 50.2]
GBR	Phylis Smith 51.3, Sandra Douglas 52.0, Jenni Stoute 50.5, Sally Gunnell 50.4
CAN	Rosey Edeh 52.2, Charmaine Crooks 50.2, Camille Noel 52.6, Jillian Richardson Briscoe 50.2 [Karen Clarke]
JAM	Cathy Scott 51.9, Cathy Rattray-Williams 51.4, Juliet Campbell 52.6, Sandie Richards 49.8 [Claudine Williams]
GER	Uta Rohländer 52.0, Heike Meissner 51.4, Linda Kisabaka 51.5, Anja Rücker 51.5
AUS	Cathy Freeman 52.1, Sue Andrews 51.9, Renee Poetschka 52.3, Michelle Lock 50.1
POR	Marta Moreira, Lucrécia Jardim, Elsa Amaral, Eduarda Coelho

The USA were the fastest team in the heats with 3:22.29, featuring a 49.6 leg from Miles, while the Unified team ran 3:22.91. The former Soviets were considered slight favourites with Nazarova and Bryzgina saved for the final.

Britain, led off by their fastest runner, Smith, were the leaders at the first exchange, just ahead of Kaiser and Ruzina, but Torrence took the lead for the USA after 200m of the second leg, coming home with an advantage of 4m, with Canada now third a further 7m behind. Miles ran 0.1 faster in the final than in the heats, but the experienced Nazarova closed in on the American to hand over inches behind. The battle for third had reverted to Britain, now some 10m ahead of Canada, but 25m behind the top two teams. Stevens held off Bryzgina for 300m, but the Ukrainian star went past the American with 60m to go, to win her third Olympic gold medal by some 5m.

### Atlanta, 3 Aug 1996

1, (3)	United States	3:20.91
2, (6)	Nigeria	3:21.04
3, (5)	Germany	3:21.14
4, (8)	Jamaica	3:21.69
5, (2)	Russia	3:22.22
6, (4)	Cuba	3:25.85
7, (7)	Czech Republic	3:26.99
8, (1)	France	3:28.46

(Competitors: 61; Countries: 14; Finalists: 32/8)

#### Teams with unofficial splits

USA	Rochelle Stevens 51.68, Maicel Malone 50.27, Kim Graham 49.49, Jearl Miles 49.47 [Linetta Wilson 51.22]
NGR	Olabisi Afolabi 51.13, Fatima Yusuf 49.72, Charity Opara 51.29, Falilat Ogunkoya 48.90
GER	Uta Rohländer 51.72, Linda Kisabaka 50.43, Anja Rücker 50.36, Grit Breuer 48.63
JAM	Merlene Frazer 51.42, Sandie Richards 50.72, Juliet Campbell 50.21, Deon Hemmings 49.34 [Tracey Barnes 51.43, Inez Turner 50.95]
RUS	Tatyana Chebykina 51.35, Svetlana Goncharenko 50.43, Yekaterina Kulikova 50.86, Olga Kotlyarova 49.58
CUB	Idalmis Bonne 51.94, Julia Duporty 50.21, Surella Morales 53.98, Ana Quirot 49.72
CZE	Naděžda Košťovalová 54.13, Ludmila Formanová 51.46, Helena Fuchsová 50.79, Hana Benešová 50.61
FRA	Francine Landre 51.81, Vivian Dorsile 51.69, Evelyn Elien 53.16, Elsa Devassoigne 51.80

With the Soviet teams finally broken up, the USA was favoured to win. It was fastest in the heats with 3:22.71, (thanks to sub-50 legs by Graham and Malone). Nigeria led after the first leg in the final, with individual semi-finalist Afolabi 3m up with 51.13. The tall (1.80/64kg) Yusuf burned off Goncharenko and Malone with her 49.73, giving Nigeria a lead of 8m at halfway. Graham then gave the USA a winning chance, making up 15m on Opara to put her team 6m ahead at the final exchange. Miles needed all her experience to hold off Ogunkoya who closed to within a metre before tiring too much to dent the lead further. Fastest of all on the anchor leg was Breuer, who gained 5m on the leading two in the last 30m.

### Sydney, 30 Sep 2000

1, (5)	United States	3:22.62
--------	---------------	---------

With the assistance of the disqualified Marion Jones, but result stands as explained below and on page 297

2, (7)	Jamaica	3:23.25
3, (1)	Russia	3:23.46
4, (3)	Nigeria	3:23.80
5, (4)	Australia	3:23.81
6, (6)	Great Britain & NI	3:25.67
7, (2)	Czech Republic	3:29.17
8, (8)	Cuba	3:29.47

(Competitors: 93; Countries: 21; Finalists: 32/8)

#### Teams with unofficial splits

USA	Jearl Miles-Clark 50.86, Monique Hennagan 51.57, Marion Jones DQ (r40.8) (49.46), LaTasha Colander-Richardson 50.73 [Andrea Anderson 50.62]
JAM	Sandie Richards 51.14, Catherine Scott-Pomales 51.18, Deon Hemmings 51.30, Lorraine Graham 49.63 [Charmaine Howell 52.6, Michelle Burgher 51.4]
RUS	Yuliya Sotnikova 52.21, Yelena Goncharenko 51.18, Olga Kotlyarova 50.21, Irina Privalova 49.81 [Olesya Zykina 52.0, Natalya Nazarova 52.0]
NGR	Olabisi Afolabi 52.09, Charity Opara 50.97, Rosemary Okafor 51.13, Falilat Ogunkoya 49.61 [Doris Jacob 52.09]
AUS	Nova Peris-Kneebone 51.71, Tamsyn Lewis 51.69, Melinda Gainsford-Taylor 51.06, Cathy Freeman 49.35 [Susan Andrews 50.6, Jana Pittman 51.1]
GBR	Natasha Danvers 53.14, Donna Fraser 50.30, Allison Curbishley 52.46, Katharine Merry 49.77 [Helen Frost 52.5]
CZE	Jitka Burianová 51.78, Hana Benešová 52.23, Lenka Ficková 53.74, Helena Fuchsová 51.42
CUB	Zulia Calatayú 52.48, Julia Duporty 52.26, Idalmis Bonne 51.73, Daimí Pernía 53.00

The first round saw Belarus run as fast as 3:26.31 but fail to make the final. The fastest splits run in the heats were 49.54 by Afolabi and 50.0 by Goncharenko. The USA battled Jamaica on the first leg of the final, with Miles-Clark holding a slight advantage over fellow veteran Richards (50.86 to 51.14). Hennagan took over the lead from Jamaica's Scott-Pomales after 100m of the second leg, but the two were level at the changeover. Behind them Russia lost the race when Goncharenko ran 1.2 seconds slower in the final than she had the day before, while Nigeria were third, some 4m behind the leaders.

Marion Jones's positioning as the third runner broke the race open, and her 49.46 split gave the USA a 15m lead at the final changeover. Behind her, Russia had climbed three places to third, thanks to Kotlyarova's 50.21, with Jamaica a metre ahead. On the anchor leg Colander-Richardson lost 10m to Graham and Privalova, but still held 5m of the lead at the finish, with Graham finishing 2m clear of Privalova to win the silver medal. Behind them Freeman (49.35, the fastest of the race), Ogunkoya (49.61) and Merry (49.76) all produced sub-50 legs.

The entire US squad were initially stripped of their gold medals by the IOC thanks to the doping transgressions of Jones, which came to light in 2007 as detailed on page 220. However her team-mates (in both Sydney relays) appealed this decision to the Court of Arbitration for Sport in 2008 and after two years their appeal was upheld, as detailed in the report of the Sydney 4x100m on page 282. So Jearl Miles Clark remains the only woman athlete with Olympic golds from 1996 and 2000.

### Athens, 28 Aug 2004

1, (5) United States	3:19.01
With the assistance (in the heats) of the disqualified Crystal Cox, but IOC allowed result to stand as explained below	
2, (6) Russia	3:20.16
3, (3) Jamaica	3:22.00
4, (7) Great Britain & NI	3:25.12
5, (8) Poland	3:25.22
6, (1) Romania	3:26.81
7, (2) India	3:28.51
8, (4) Greece	3:45.70
(Competitors: 71; Countries: 16; Finalists: 32/8)	

#### Teams with unofficial splits

USA	Dee Dee Trotter 49.8, Monique Henderson 49.7, Sanya Richards 49.81, Monique Hennagan 49.73 [Crystal Cox DQ (r40.8) (51.8 1st leg), Moushami Robinson 52.0]
RUS	Olesya Krasnomovets 50.7, Natalya Nazarova 50.0, Olesya Zykina 50.09, Natalya Antyukh 49.43 [Natalya Ivanova 51.4, Tatyana Firova 50.94]
JAM	Novlene Williams 51.1, Michelle Burgher 50.1, Nadia Davy 50.25, Sandie Richards 50.55 [Ronetta Smith 52.3 1st leg]
GBR	Donna Fraser 51.8, Catherine Murphy 52.5, Christine Ohuruogu 50.53, Lee McConnell 50.31 [Helen Karagounis 52.19]
POL	Zuzanna Radecka 52.2, Monika Bejnar 50.7, Margaret Pskit 51.49, Grażyna Prokopek 50.84
ROU	Angela Moroşanu 52.5, Alina Ripanu 53.1, Maria Rus 51.3, Ionela Tirlea 49.9
IND	Satti Geetha 52.7, K. Matthews Beenamol 51.7, Chitra Soman 52.55, Manjeet Kaur 51.53 [Rajwinder Kaur 53.1 1st leg]
GRE	Hariklia Boudá 52.6, Hrisoula Goudenóudi 52.4, Dimitra Dóva 67.41 (stopped to replace shoe), Faní Halkía 53.32

Russia were the fastest qualifiers (3:23.52), with the USA winning the other heat in a comparable time (3:23.79). The fastest legs in the heats were by Henderson (49.64) to stake a claim for a run in the final, and the surprising Manjeet Kaur (49.85), who anchored India.

Trotter overpowered the opposition on the first leg in the final, taking a seven-metre lead with her 49.8. Henderson kept up the pressure, extending the advantage to 10m over Russia, with Jamaica 5m behind and 15m clear of Poland. Richards also gained on her Russian counterpart (Zykina) and Hennagan took over with 12m to spare, which Antyukh dented only by 2m with her 49.43, the fastest split of the race. Jamaica were an isolated third. The Americans had shown remarkable consistency with only a tenth or so between the fastest and slowest legs.

In March 2010, Crystal Cox, who ran a split of 51.82 in the heats for the winning team, was disqualified by the IAAF for doping violations dating back to November 2001. The IOC opened a disciplinary procedure, and stripped Cox of her personal gold medal in July 2012. Regarding the winning team which Cox helped to the final, the IOC noted "prior to 1 March 2004, the IAAF's competition rules contained no provisions allowing for the disqualification of an entire relay team if one member of such team was disqualified". It was this technicality

which ultimately allowed the team-mates of Marion Jones to keep their relay medals from Sydney 2000, as detailed above in the reports of those events.

The IOC Executive Board further reported that: "It is not clear whether the Athlete used such banned substances on or after 1 March 2004, the date upon which the New Rules [enabling team disqualification] came into effect." Although the IAAF had previously announced that the United States team should be disqualified, the IOC eventually declared the matter closed in June 2013. "Crystal Cox had her medal withdrawn but the rest of the team will retain their medals," they decided. "Results and medal allocations stay as they are." A protest by the British Olympic Association was later rejected.

### Beijing, 23 Aug 2008

1, (4) United States	3:18.54
2, (5) Russia	3:18.82
3, (7) Jamaica	3:20.40
4, (8) Belarus	3:21.85
5, (9) Great Britain & NI	3:22.68
6, (6) Cuba	3:23.21
7, (2) Nigeria	3:23.74
8, (3) Germany	3:28.45
(Competitors: 69; Countries: 16; Finalists: 32/8)	

#### Teams with unofficial splits (e = estimated time)

USA	Mary Wineberg 51.0e, Allyson Felix 48.6e, Monique Henderson 50.00, Sanya Richards 48.93 [Natasha Hastings 49.97]
RUS	Yuliya Gushchina 50.6e, Lyudmila Litvinova 49.2e, Tatyana Firova 49.20, Anastasiya Kapachinskaya 49.82 [Yelena Migunova 51.8e, Tatyana Veshkurova 49.7e]
JAM	Shericka Williams 50.9e, Shereefa Lloyd 49.3e, Rosemarie Whyte 50.34, Novlene Williams 49.86 [Bobby-Gaye Wilkins 50.94]
BLR	Anna Kozak 52.0e, Inna Khlyustova 50.3e, Ilona Usovich 49.85, Svetlana Usovich 49.69 [Yulianna Yushchenko 51.4e]
GBR	Christine Ohuruogu 51.0, Kelly Sotherton 50.4, Marilyn Okoro 51.52, Nicola Sanders 49.54
CUB	Roxana Diaz 51.1e, Zulia Calatayú 51.2e, Susana Clement 50.47, Indira Terrero 50.46
NGR	Joy Eze 51.5e, Sade Abugan 50.0e, Oluoma Nwoke 51.53, Joke Odumosu 50.72
GER	Joanna Tilgner 53.1e, Sorina Nwachukwu 52.6e, Florence Ekpo-Umoh 51.66, Claudia Hoffmann 51.07

With three finalists in the individual event, Russia were slight favourites over the USA, and they duly won the first heat in 3:23.71. That time was bettered by three teams in the second heat as the USA (3:22.45) edged Jamaica (3:22.60) and Belarus (3:22.78).

Russia led on the first leg by 2m, with individual winner Ohuruogu surprisingly 6m back. Felix changed the tenor of the race on the second leg with her effort, estimated at 48.6. She flowed past Lloyd with 150m to go to give the USA a 3m lead over Russia, with Jamaica a further 3m back. The rest of the field was led by Britain after Heptathlete Sotherton's strong 50.4 leg. Firova surged ahead of Monique Henderson with 80m to go on the third leg to give Russia a 5m lead at the final changeover. Richards, desperate to make up for her failure in the individual final, held back until the finishing straight and surged ahead of Kapachinskaya with 40m metres to go to win her second consecutive relay gold (as did Henderson).

### London, 10 Aug 2012

1, (7) United States	3:16.87
2, (5) Russia	3:20.23
3, (6) Jamaica	3:20.95
4, (4) Ukraine	3:23.57
5, (9) Great Britain & NI	3:24.76
6, (8) France	3:25.92
7, (2) Czech Republic	3:27.77
(3) Nigeria	DQ (r163.3) (3:26.51)
(Competitors: 71, Countries: 16; Finalists: 8)	

## Teams with unofficial splits

USA	Deedee Trotter 50.2, Allyson Felix 48.2, Francena McCororoy 49.39, Sanya Richards-Ross 49.10 [Keshia Baker 51.7, Diamond Dixon 50.26]
RUS	Yuliya Gushchina 51.0, Antonina Krivoschapka 49.7, Tatyana Firova 49.88, Natalya Antyukh 49.67 [Natalya Nazarova 50.69, Anastasiya Kapachinskaya 50.87]
JAM	Christine Day 51.2, Rosemarie Whyte 50.0, Shericka Williams 50.29, Novlene Williams-Mills 49.46 [Shereefa Lloyd 52.7]
UKR	Alina Lohvynenko 51.3, Olga Zemlyak 50.1, Hanna Yaroshchuk 51.56, Nataliya Pygyda 50.63
GBR	Shana Cox 52.6, Lee McConnell 51.3, Perri Shakes-Drayton 50.28, Christine Ohuruogo 50.65 [Eilidh Child 51.54]
FRA	Phara Anacharsis 52.6, Muriel Hurtis 51.2, Marie Gayot 51.15, Flora Guel 50.93
CZE	Denisa Rosolová 51.7, Zuzana Bergrová 52.5, Jitka Bartoničková 52.62, Zuzana Hejnová 50.92
NGR	Omolara Omotso 52.5, Joke Odumosu 51.4, Regin George 50.88, Bukola Abogunloko 51.76 [Idara Otu 51.8]

With three individual finalists from the 400m plus 200m champion Felix, the United States were firm favourites. Individual bronze medalist Trotter led off for the USA, and gave her team the lead as she had done in 2004, this time with 50.2. History was repeated on leg two when Felix broke clear as in 2008, cruising through her lap in 48.2. McCororoy went further ahead with her solo 49.39, and Richards-Ross anchored in 49.10. Their total was the fifth-fastest ever and gave Richards-Ross a unique third consecutive gold medal in the event. Russia easily held off Jamaica to win the silver medals. Both Felix and Richards-Ross won their fourth Olympic golds to emulate Fanny Blankers-Koen, Betty Cuthbert, Evelyn Ashford and Bärbel Wöckel.



## WOMEN'S 4 x 400 METRES RELAY

## The Best on Points

26	Sandie Richards JAM	1988-5, 1992-5, 1996-4, 2000-2, 2004-3
24	Sanya Richards-Ross USA	2004-1, 2008-1, 2012-1
23	Jearl Miles Clark USA	1992-2, 1996-1, 2000-1
18	Novlene Williams-Mills JAM	2004-3, 2008-3, 2012-3
16	Olga Bryzgina URS/EUN (UKR)	1988-1, 1992-1
	Olga V. Nazarova URS/EUN (RUS)	1988-1, 1992-1
	Monique Hennagan USA	2000-1, 2004-1
	Monique Henderson USA	2004-1, 2008-1
	Allyson Felix USA	2008-1, 2012-1

## Most Finals

5	Sand. Richards	
3	Charmaine Crooks CAN	1984-2, 1988-dnf, 1992-4
	Jill Richardson-Briscoe CAN	1984-2, 1988-dnf, 1992-4
	Cathy Rattray-Williams JAM	1984-5, 1988-5, 1992-5
	Miles Clark	
	Richards-Ross	
	Williams-Mills	
	Christine Ohuruogu GBR	2004-4, 2008-5, 2012-5

## Most Appearances

5	Sand. Richards	
4	Rattray-Williams	1980-4h1, 1984-5, 1988-5, 1992-5
	Irina Khlyustova BLR	2000-3h1, 2004-6h1, 2008-4, 2012-5h1
3	Ruth Simpson JAM	1972-5h2, 1976-dq/h1, 1980-4h1
	Denean Hill USA	1984-1h1, 1988-2, 1992-1h1
	Crooks	
	Richardson-Briscoe	
	Shiny Wilson IND	1984-7, 1988-7h1, 1996-dq/h1
	Grit Breuer GDR/GER	1988-1h1, 1996-3, 2004-3h2
	Failat Ogunkoya NGR	1988-6h1, 1996-2, 2000-4
	Miles Clark	
	Julia Duporty CUB	1992-dq/h1, 1996-6, 2000-8
	Donna Fraser GBR	1996-4h1, 2000-6, 2004-4
	Beenamol Mathews IND	1996-dq/h1, 2000-5h2, 2004-7
	Natalya Nazarova RUS	2000-3h2, 2004-2, 2012-2h2
	Williams-Mills	
	Ohuruogu	
	Tatyana Firova RUS	2004-1h1, 2008-2, 2012-2
	Svetlana Usovich BLR	2004-6h1, 2008-4, 2012-5h1
	Ilona Usovich BLR	2004-6h1, 2008-4, 2012-5h1
	Natalya Pygyda UKR	2004-7h2, 2008-6h1, 2012-4

## Placing Table

	G	S	B	4	5	6	7	8	M	Points
USA	6	4	-	-	-	-	-	-	10	76
GER	2	1	4	1	1	1	-	1	7	60
JAM	-	1	3	1	3	-	-	-	4	42
GBR	-	-	2	2	3	2	1	-	2	42
URS/EUN	3	-	1	-	-	-	-	1	4	31
RUS	-	3	1	-	1	-	-	-	4	31
NGR	-	1	-	1	-	-	1	-	1	14
AUS	-	-	-	1	1	1	1	-	0	14
CAN	-	1	-	1	-	-	-	1	1	13
FRA	-	-	-	1	-	1	1	1	0	11
ROU	-	-	-	1	-	1	-	-	0	8
POL	-	-	-	-	1	1	-	-	0	7
CUB	-	-	-	-	-	2	-	1	0	7
CZE	-	-	-	-	-	-	3	-	0	6
BLR	-	-	-	1	-	-	-	-	0	5
UKR	-	-	-	1	-	-	-	-	0	5
FIN	-	-	-	-	-	1	1	-	0	5
HUN	-	-	-	-	1	-	-	-	0	4
IND	-	-	-	-	-	-	2	-	0	4
ITA	-	-	-	-	-	1	-	-	0	3
BEL	-	-	-	-	-	-	1	-	0	2
GRE	-	-	-	-	-	-	-	1	0	1
POR	-	-	-	-	-	-	-	1	0	1
<b>Totals</b>	<b>11</b>	<b>11</b>	<b>11</b>	<b>11</b>	<b>11</b>	<b>11</b>	<b>11</b>	<b>7</b>	<b>33</b>	<b>392</b>

## Breakdown of GER placings:

GDR	2	1	1	-	-	-	-	-	4	29
FRG	-	-	2	1	1	-	-	-	2	21
GER	-	-	1	-	-	1	-	1	1	10
<b>Totals</b>	<b>2</b>	<b>1</b>	<b>4</b>	<b>1</b>	<b>1</b>	<b>1</b>	<b>-</b>	<b>1</b>	<b>7</b>	<b>60</b>



## DISCONTINUED EVENTS (All Men)

### 60 Metres

1896: Not held

#### Paris, 15 Jul 1900

1,	Alvin Kraenzlein	USA	7.0
2,	Walter Tewksbury	USA	7.0e
3,	Stan Rowley	AUS	7.1e
4,	Edmund Minahan	USA	7.2e

(Competitors: 10; Countries: 6; Finalists: 4)

There were two heats, won by Kraenzlein in 7.0 from Minahan (7.1e), and by Tewksbury in 7.2, with Rowley 30cm behind. The line-up from the inside was Rowley, Minahan, Tewskbury and Kraenzlein. Kraenzlein just managed to hold off Tewksbury, winning by inches, with Rowley half a metre behind, and the 17 year-old Minahan a further metre back.

#### St. Louis, 29 Aug 1904

1,	Archie Hahn	USA	7.0
2,	William Hogenson	USA	7.2
3,	Fay Moulton	USA	7.2
4,	Clyde Blair	USA	7.2
5,	Myer Prinstein	USA	
6,	Frank Castleman	USA	

(Competitors: 12; Countries: 3; Finalists: 6)

The winners of the four heats qualified for the final, together with the winner of the repechage semi-final. Fastest in the heats were Blair and Hogenson with 7.0. Prinstein and Castleman tied in the additional qualifying race and both advanced to the final. Hahn started like a bullet, was a metre clear by 10 metres, and went away to win by 2m.

#### MEN'S 60 METRES

##### Best on Points

8	Alvin Kraenzlein	USA	1900-1
	Archie Hahn	USA	1904-1

##### Most Finals

1	10 men
---	--------

##### Most Appearances

No-one with more than one

##### Placing Table

	G	S	B	4	5	6	7	8	M	Points
USA	2	2	1	2	1	1	-	-	5	53
AUS	-	-	1	-	-	-	-	-	1	6
<b>Totals</b>	<b>2</b>	<b>2</b>	<b>2</b>	<b>2</b>	<b>1</b>	<b>1</b>	<b>-</b>	<b>-</b>	<b>6</b>	<b>59</b>

### 3000 Metres Team Race

1896-1908: Not held

#### Stockholm, 13 Jul 1912

1,	United States	9
2,	Sweden	13
3,	Great Britain & Ireland	23

(Competitors: 24; Countries: 5; Finalists: 15/3)

#### Scoring Teams

USA	Tell Berna [1/8:44.6], Norman Taber [3/8:45.2], George Bonhag [5/8:46.6]
SWE	Thorild Olsson [2/8:44.6], Ernst Wide [4/8:46.2], Bror Fock [7/8:47.1]
GBR	Joe Cottrill [6/8:46.8], George Hutson [8/8:47.2], Cyril Porter [9/8:48.0]

There were three heats, with the winners qualifying for the final. The USA scored a win over Finland in the first heat, nine points to 12 for the Finns, though Hannes Kolehmainen set a world record of 8:36.9 (ratified erroneously as 8:36.8) ahead of Abel Kiviat 8:46.3. Four more Americans followed before the next Finn, Albin Stenroos (8:54.1).

The second heat was won by Sweden, with its three scoring athletes, plus the other two representatives all running 9:14.7 behind Germany's Erwin von Sigel (9:06.8). The British team got a walkover in the last heat when the French and Italian teams did not participate. The final was a close run thing, with Berna winning the individual race by inches from Olsson, and better "packing" giving the USA a four-point win over the host nation.

#### Antwerp, 22 Aug 1920

1,	United States	10
2,	Great Britain & Ireland	20
3,	Sweden	24
4,	France	30
5,	Italy	36

(Competitors: 30; Countries: 6; Finalists: 25/5)

#### Scoring Teams

USA	Horace Brown [1/1] [8:45.4], Arlie Schardt [3/3], Ivan Dresser [6/6]
GBR	Joe Blewitt [5/5], Albert Hill [7/7], William Seagrove [8/9]
SWE	Eric Backman [2/2], Sven Lundgren [10/13], Edwin Wide [12/15]
FRA	Armand Burtin [4/4], Gaston Heuet [11/14], Edmond Brossard [15/18]
ITA	Ernesto Ambrosini [9/11], Augusto Maccario [13/16], Carlo Speroni [14/17]

Heats were held on August 21, with the first three in each heat qualifying. With four countries in heat 1, and only two in heat 2, this defied logic, and the home country found itself eliminated!

Fastest in the heats was Brossard of France, who beat his teammate Burtin by half a metre in 8:35.6. The individual winner was Horace Hallock Brown, who led the USA to their second win in the event. Brown, who had failed to finish in the individual final five days earlier, just managed to outstrip Eric Backman (8:45.5e) by no more than half a metre in 8:45.4, with Schardt 5m back and Burtin a similar distance further behind. Figures in parentheses show the position for the team score, followed by the position in the individual race.

#### Paris, 13 Jul 1924

1,	Finland	8
2,	Great Britain & NI	14
3,	United States	25
4,	France	31

(Competitors: 44; Countries: 9; Finalists: 20/5)

#### Scoring Teams

FIN	Paavo Nurmi [1/8:32.0], Ville Ritola [2], Elias Katz [5]
GBR	Bertram MacDonald [3], Herbert Johnston [4], George Webber [7]
USA	Edward Kirby [6], William Cox [8], Willard Tibbetts [11]
FRA	Paul Bontemps [9], Armand Burtin [10], Léonard Mascaux [12]

Finland won the first heat, with Nurmi (8:47.8), Ritola (8:48.2e) and Samuel Tala (8:48.5e) filling the first three places. British athletes were fourth to sixth and qualified for the final. In the other heat Edwin Wide (SWE) won in 8:45.0, but the next best Swede was eighth, and the USA and France got through. The final was dominated by Finland, with Nurmi winning by more than eight seconds from Ritola (8:40.6e). This was Nurmi's last race of the 1924 Olympics. His schedule was as follows:



Date	Event	Place	Mark
Jul 8	5000m	1h2	15:28.6
Jul 9	1500m	1h3	4:07.6
Jul 10	1500m	1	3:53.6
	5000m	1	14:31.2
Jul 11	3000m Team Race	1h1	8:47.8
Jul 12	10.7km Cross Country	1	32:54.8 + 1st in team
Jul 13	3000m Team Race	1	8:32.0

(Seven wins from seven races and five gold medals)

#### MEN'S 3000 METRES TEAM RACE

##### The Best on Points

14	William Seagrove GBR	1920-2, 1924-2
13	John Zander SWE	1912-2, 1920-3
10	Armand Burtin FRA	1920-4, 1924-4
	Lucien Duquesne FRA	1920-4, 1924-4

##### Most Placings in Top Eight

2	Zander
	Seagrove
	Burtin
	Duquesne

##### Most Appearances

2	Seven men
---	-----------

##### Placing Table

	G	S	B	4	5	6	7	8	M	Points
USA	2	-	1	-	-	-	-	-	3	22
GBR	-	2	1	-	-	-	-	-	3	20
SWE	-	1	1	-	-	-	-	-	2	13
FRA	-	-	-	2	-	-	-	-	0	10
FIN	1	-	-	-	-	-	-	-	1	8
ITA	-	-	-	-	1	-	-	-	0	4
<b>Totals</b>	<b>3</b>	<b>3</b>	<b>3</b>	<b>2</b>	<b>1</b>	-	-	-	<b>9</b>	<b>77</b>

### Three Miles Team Race

1896-1906: Not held

#### London, 15 Jul 1908

1,	Great Britain & Ireland	6
2,	United States	19
3,	France	32

(Competitors: 28; Countries: 6)

##### Scoring Teams

GBR	Joe Deakin [1/14:39.6], "Archie" Robertson [2/14:41.0], Bill Coales [3/14:41.6]
USA	John Eisele [4], George Bonhag [6], Herbert Trube [9]
FRA	Louis de Fleurac [8], Joseph Dreher [11], Paul Lizandier [13]

The first heat was won by Britain, with four tying for first in 15:05.6 – Deakin, Robertson, Coales and Harold Wilson. Neither Italy nor Holland had enough athletes finishing to qualify. The other heat was faster, and won by 19 year-old Jean Bouin (FRA) in 14:53.0, ahead of Eisele and Trube (both 14:55).

In the final the British athletes took turns taking the lead, Robertson taking the lead initially and Deakin at the front after a mile in 4:42.6, with only Eisele staying with the Britons. Two miles was passed in 9:44.8, and Deakin eventually broke away in the last lap. The winning margin of 1.4 seconds belies the description given in the *Sporting Life* that Deakin won by 30y (10 was closer to the mark). Bouin celebrated his heat win by getting drunk, and ended up in a police cell for the night. He started the final, but the night before caught up with him, and he did not finish.

### 5000 Metres Team Race

1896: Not held

### Paris, 22 Jul 1900

1,	Great Britain & Ireland/Australia	26
2,	France	29

(Competitors: 10; Countries: 3)

##### Scoring Teams

GBR/AUS	Charles Bennett [1/15:29.2], John Rimmer [2/15:34.0e], Sidney Robinson [6], Alfred Tysoe [7], Stan Rowley [10] [AUS]
FRA	Henri Deloge [3/15:39.0e], Gaston Ragueneau [4], Jacques Chastanié [5], André Castanet [8], Michel Champoudry [9]

The British had only four team members, so had to enlist the services of Stan Rowley (AUS), the sprinter. Rimmer led through 3000m in 9:20.0 from Bennett, and they continued together past 4000m in 12:30.0. Bennett ran away from Rimmer on the last lap to win by 25 yards, with Deloge finishing third, 30y behind Rimmer. Rowley had stopped running after one lap, and began to walk. When Champoudry – the ninth placed man – finished, Rowley still had three laps to complete, and the officials awarded him tenth place without having to finish.

#### MEN'S 5000 METRES TEAM RACE

##### Placing Table

	G	S	B	4	5	6	7	8	M	Points
FRA	-	1	-	-	-	-	-	-	1	7
GBR	0.8	-	-	-	-	-	-	-	0.8	6.4
AUS	0.2	-	-	-	-	-	-	-	0.2	1.6
<b>Totals</b>	<b>1</b>	<b>1</b>	-	-	-	-	-	-	<b>2</b>	<b>15</b>

### Four Miles Team Race

1896-1900: Not held

#### St. Louis, 3 Sep 1904

1,	United States	27
2,	United States/France	28

(Competitors: 10; Countries: 2)

##### Scoring Teams

USA	Arthur Newton [1/21:17.8], George Underwood [5], Paul Pilgrim [6], Howard Valentine [7], David Munson [8]
USA/FRA	James Lightbody [2], Frank Verner [3], Lacey Hearn [4], Albert Corey [9] [FRA], Sidney Hatch [10]

This was a essentially a club race between the New York A.C. and the Chicago A.A. Newton went straight into the lead, and led Lightbody by 30y after 1 mile, and extended his advantage to approximately 300y by the finish.

#### MEN'S FOUR MILES TEAM RACE

##### Placing Table

	G	S	B	4	5	6	7	8	M	Points
USA	1	0.8	-	-	-	-	-	-	1.8	13.6
FRA	-	0.2	-	-	-	-	-	-	0.2	1.4
<b>Totals</b>	<b>1</b>	<b>1</b>	-	-	-	-	-	-	<b>2</b>	<b>15</b>

### Five Miles

1896-1904: Not held

#### Athens, 25 Apr 1906

1,	Henry Hawtrey	GBR	26:11.8
2,	Johan Svanberg	SWE	26:19.4

3,	Edward Dahl	SWE	26:26.2
4,	George Bonhag	USA	
5,	Pericle Pagliani	ITA	
6,	George Blake	AUS	

(Competitors: 28; Countries: 12)

Hawtrey took the lead after two miles, thereafter controlling the race. The Briton won by 50y from Svanberg, who would win four medals in the 1906-08 Games. Dahl was beaten to the lane by Irishman John Daly (GBR), but Daley was disqualified for hindering Dahl in the finishing straight, weaving in front of him, more through exhaustion than a desire to foul his opponent.

### London, 18 Jul 1908

1,	Emil Voigt	GBR	25:11.2
2,	Edward Owen	GBR	25:24.0
3,	John Svanberg	SWE	25:37.2
4,	Charles Hefferon	RSA	25:44.0
5,	"Archie" Robertson	GBR	26:13.0
6,	Frederick Meadows	CAN	
7,	John Fitzgerald	CAN	
8,	Frederick Bellars	USA	

(Competitors: 35; Countries: 14)

There were six heats, with Svanberg (25:46.2) and Robertson (25:50.2) the fastest winners. Both Deakin and Coales who had featured in Britain's three-mile team race win, failed to qualify for the final. In the final Owen, Svanberg and Hefferon shared the pacemaking duties until the penultimate lap, when, with 100y to go before the bell on the 600 yard track, Voigt made his move. He went away from Owen and Svanberg with ease and won by 70y. Owen went ahead of Svanberg with half a lap to go. The mile splits were: 4:46.2 (Owen), 9:54.2 and 15:05.6 (Hefferon) and 20:19.2 (Svanberg).

#### MEN'S FIVE MILES

##### The Best on Points

13 John Svanberg SWE 1906-2, 1908-3

##### Most Placings in Top Eight

2 Svanberg

##### Most Appearances

2 11 men

##### Placing Table

	G	S	B	4	5	6	7	8	M	Points
GBR	2	1	-	-	1	-	-	-	3	27
SWE	-	1	2	-	-	-	-	-	3	19
USA	-	-	-	1	-	-	-	1	0	6
ITA	-	-	-	-	1	-	-	-	0	4
AUS	-	-	-	-	-	1	-	-	0	3
RSA	-	-	-	1	-	-	-	-	0	5
CAN	-	-	-	-	-	1	1	-	0	5
<b>Totals</b>	<b>2</b>	<b>2</b>	<b>2</b>	<b>2</b>	<b>2</b>	<b>2</b>	<b>1</b>	<b>1</b>	<b>6</b>	<b>69</b>

### Cross Country

Medals were awarded in both the individual event and the team competition

1896-London 1908: Not held

### Stockholm, 15 Jul 1912

#### 12 Kilometres

1,	Hannes Kolehmainen	FIN	45:11.6
2,	Hjalmar Andersson	SWE	45:44.8
3,	John Eke	SWE	46:37.6

4,	Jalmari "Lauri" Eskola	FIN	46:54.8
5,	Josef Ternström	SWE	47:07.1
6,	Albin Stenroos	FIN	47:23.4
7,	Ville Kyrönen	FIN	47:32.0
8,	Leonard Richardson	RSA	47:33.5

(Competitors: 46; Countries: 10)

#### Team Race

1,	Sweden	10
2,	Finland	11
3,	Great Britain & Ireland	49
4,	Norway	61
5,	Denmark	63

(Competitors: 42; Countries: 6; Finalists: 35/5)

#### Scoring Teams

SWE	Hjalmar Andersson [2], John Eke [3], Josef Ternström [5]
FIN	Hannes Kolehmainen [1], Jalmari Eskola [4], Albin Stenroos [6]
GBR	Frederick Hibbins [15], Ernest Glover [16], Thomas Humphreys [18]
NOR	Olav Hovdenak, Parelius Finnerud, Johannes Andersen
DEN	Lauritz Christiansen, Viggo Pedersen, Gerhard Topp

Sweden and Britain loaded the event entering 12 runners for the host nation and nine British runners, with the top three runners from each nation scoring. The team race turned out to be the closest battle imaginable, as Sweden won gold by just one point from Finland, but the smaller nation went home with the individual gold medal, as Kolehmainen added to his tally of two titles, with a victory by more than half a minute over Andersson and Eke. The course started in the stadium and then went out to a 4000m loop, covered twice before the runners returned to the stadium.

### Antwerp, 23 Aug 1920

#### 8 Kilometres

1,	Paavo Nurmi	FIN	27:15.0
2,	Eric Backman	SWE	27:17.6
3,	Heikki Liimatainen	FIN	27:37.4
4,	Jim Wilson	GBR	27:45.2
5,	Anton Hegarty	IRL	27:57.0
6,	Teodor Koskenniemi	FIN	27:57.2
7,	Julien Van Campenhout	BEL	28:00.0
8,	Gaston Heuet	FRA	28:10.0

(Competitors: 47; Countries: 12)

#### Team Race

1,	Finland	10
2,	Great Britain & Ireland	21
3,	Sweden	23
4,	United States	36
5,	France	40
6,	Belgium	48
7,	Denmark	55

(Competitors: 47; Countries: 12)

#### Scoring Teams

FIN	Paavo Nurmi [1/1], Heikki Liimatainen [3/3], Teodor Koskenniemi [6/6]
GBR	Jim Wilson [4/4], Anton Hegarty IRL [5/5], Alfred Nichols [12/12]
SWE	Eric Backman [2/2], Gustaf Mattsson [10/10], Hilding Ekman [11/11]
USA	Patrick Flynn [9/9], Fred Faller [13/15], Max Bohland [14/16]
FRA	Gaston Heuet [8/8], Gustave Lauvaux [15/17], Joseph Servella [17/21]
BEL	Julien Van Campenhout [7/7], Henri Smets [20/33], Aimé Proot [21/36]
DEN	Albert Andersen [16/20], Henrik Sørensen [19/27], Jón Jónsen [20/28]

Among the non-finishers were Leonard Richardson (RSA), the only athlete from outside Finland or Sweden to place in the top 10 eight years earlier, and 5000m winner Guillemot, who twisted an ankle. Backman and Nurmi set the pace, separating themselves from the field early on, and Nurmi outkicked the Swede at the finish to win his second and third gold medals of 1920.

## Paris, 12 Jul 1924

## 10.7 Kilometres

1,	Paavo Nurmi	FIN	32:54.8
2,	Ville Ritola	FIN	34:19.4
3,	Earle Johnson	USA	35:21.0
4,	Ernie Harper	GBR	35:45.4
5,	Henri Lauvaux	FRA	36:44.8
6,	Arthur Studenroth	USA	36:45.4
7,	Carlo Martinenghi	ITA	37:01.0
8,	August Fager	USA	37:40.6

(Competitors: 38; Countries: 10)

## Team Race

1,	Finland	11
2,	United States	14
3,	France	20

## Scoring Teams

FIN	Paavo Nurmi [1], Ville Ritola [2], Heikki Liimatainen [8]
USA	Earle Johnson [3], Arthur Studenroth [5], August Fager [6]
FRA	Henri Lauvaux [4], Gaston Heuet [7], Maurice Norland [9]

The official report noted that the temperature was 45° centigrade generally, but that an industrial chimney near the river Seine affecting two-thirds of the race meant that the air temperature for that section was as much as 60° centigrade (140° fahrenheit). Of the 38 starters, 23 failed to finish, and a number of athletes were taken to hospital after collapsing.

Nurmi and Ritola shared the lead at the start, but Nurmi soon went ahead. By the time they had finished the first of two 3.42km loops by the Seine, he was 100m clear, with Wide third 50m back. The Swede would be among those unable to finish. Indeed, none of the Swedish team completed the course. Nurmi went further and further ahead, eventually winning by some 400m from Ritola after one of the greatest Olympic distance runs ever. Just six days earlier Ritola had run a world 10,000m record of 30:23.2, but was outclassed here. Nurmi's pace meant that he would have passed 10km in 30:55 on even pace. Allowing for the heat, walls and inclines, Nurmi's time would probably equate to close to 29 minutes for 10,000m, a time which would not be achieved until Zátopek did so in 1954.

The team race was won by Finland, though this was not without its difficulties, as the third qualifying runner, Liimatainen, took more than two minutes to cover the last 100m, so affected was he by the heat. Only two other teams had sufficient runners finishing to earn a position in the event.

## MEN'S CROSS COUNTRY

## The Best on Points

32	Paavo Nurmi	FIN	1920-1/1T, 1924-1/1T
22	Heikki Liimatainen	FIN	1920-3/1T, 1924-12/1T
11	Gaston Heuet	FRA	1920-8/5T, 1924-10/3T
	Eino Rastas	FRA	1920-18, 1924-DNF
	Leonard Richardson	RSA	1912-8, 1920-DNF, 1924-9

## Most Placings in Top Eight

4	Nurmi
3	Liimatainen
	Heuet

## Most Appearances

3	Richardson
---	------------

## Placing Table

	G	S	B	4	5	6	7	8	M	Points
FIN	5	2	1	1	-	2	1	-	8	73
SWE	1	2	2	-	1	-	-	-	5	38
GBR	-	1	1	2	1	-	-	-	2	27
USA	-	1	1	1	-	1	-	1	2	22
FRA	-	-	1	-	2	-	-	1	1	15
RSA	-	-	-	-	-	-	-	1	0	1
DEN	-	-	-	-	1	-	1	-	0	6
NOR	-	-	-	1	-	-	-	-	0	5
BEL	-	-	-	-	-	1	1	-	0	5
ITA	-	-	-	-	-	-	1	-	0	2
<b>Totals</b>	<b>6</b>	<b>6</b>	<b>6</b>	<b>5</b>	<b>5</b>	<b>4</b>	<b>4</b>	<b>3</b>	<b>18</b>	<b>194</b>

## 2500 Metres Steeplechase

## Athens, 1896

Not held

## Paris, 15 Jul 1900

1,	George Orton	CAN	7:34.4
2,	Sidney Robinson	GBR	7:35.8e
3,	Jacques Chastanié	FRA	7:42.0e
4,	Arthur Newton	USA	
5,	Hermann Wraschtil	AUT	
6,	Franz Duhne	GER	

(Competitors: 6; Countries: 6)

The course was held over five laps, with a water jump, solid fences and stone hurdles on each lap. The Sunday scheduling depleted the field from 11 to 6, and Robinson and Chastanié set the pace for most of the race. Orton moved from fourth to first on the last lap to win comfortably.

## St Louis, 29 Aug 1904

## 2590 Metres

1,	James Lightbody	USA	7:39.6
2,	John Daly IRL	GBR	8:01.6e
3,	Arthur Newton	USA	8:07.0e
4,	Frank Verner	USA	
	Harvey Cohn	USA	
	David Munson	USA	
	Richard Sanford	USA	

(Competitors: 7; Countries: 2)

Daly was the favourite, and led the field by 10y after one lap, and by 40y after two 455m circuits he was 60y clear, but then Lightbody began to pull back the lead. He leapt off the top of the water jump without touching the water, even though it was 4.3m across compared with the current specification of 3.66m. He caught the tiring Daly in the last lap, and won going away by 100y, with Newton 30y behind the Irishman. For Lightbody it was his debut in a steeplechase, and the first of his three victories in St Louis.

## MEN'S 2500 METRES STEEPLCHASE

## The Best on Points

11	Arthur Newton	USA	1900-4, 1904-3
----	---------------	-----	----------------

## Most Placings in Top Eight

2	Newton
---	--------

## Most Finals

2	Newton
---	--------

## Placing Table

	G	S	B	4	5	6	7	8	M	Points
USA	1	-	1	2	-	-	-	-	2	24
GBR	-	2	-	-	-	-	-	-	2	14
CAN	1	-	-	-	-	-	-	-	1	8
FRA	-	-	1	-	-	-	-	-	1	6
AUT	-	-	-	-	1	-	-	-	0	4
GER	-	-	-	-	-	1	-	-	0	3
<b>Totals</b>	<b>2</b>	<b>2</b>	<b>2</b>	<b>2</b>	<b>1</b>	<b>1</b>	<b>-</b>	<b>-</b>	<b>6</b>	<b>59</b>

## 3200 Metres Steeplechase

1896-1906: Not held

## London, 18 Jul 1908

1,	Arthur Russell	GBR	10:47.8
----	----------------	-----	---------

2,	"Archie" Robertson	GBR	10:48.4e
3,	John Eisele	USA	11:00.8e
4,	Guy Holdaway	GBR	
5,	Harry Sewell	GBR	
6,	William Galbraith	CAN	

(Competitors: 24; Countries: 6; Finalists: 6)

There were six heats, with Russell the fastest winner in 10:56.2, and Lightbody and Bonhag the most notable names of those eliminated. Holdaway was the early leader, but was soon supplanted by Russell and Galbraith. The latter began to fade after halfway, and Eisele challenged Russell for the lead. The American led at the bell, but faded as Russell went away, with the Briton challenged by his teammate Robertson, who lost by two yards, with Eisele 25 yards behind.

MEN'S 3200 METRES STEEPLECHASE										
Placing Table										
	G	S	B	4	5	6	7	8	M	Points
GBR	1	1	-	1	1	-	-	-	2	24
USA	-	-	1	-	-	-	-	-	1	6
CAN	-	-	-	-	-	1	-	-	0	3
<b>Totals</b>	<b>1</b>	<b>1</b>	<b>1</b>	<b>1</b>	<b>1</b>	<b>1</b>	-	-	<b>3</b>	<b>33</b>

## 4000 Metres Steeplechase Athens, 1896

Not held

## Paris, 16 Jul 1900

1,	John Rimmer	GBR	12:58.4
2,	Charles Bennett	GBR	12:58.6e
3,	Sidney Robinson	GBR	12:58.8e
4,	Jacques Chastanié	FRA	13:00.4e
5,	George Orton	CAN	
6,	Franz Duhne	GER	
	Alexander Grant	USA	
	Thaddeus McClain	USA	

(Competitors: 8; Countries: 5)

Rimmer led the entire race, followed to the last lap by Grant, who faded badly when Rimmer began his finishing kick. Bennett and Robinson closed on Rimmer in the finishing straight, but could not quite catch their compatriot, possibly because both had medal-winning efforts the previous day; Bennett in the 1500m (gold), and Robinson in the shorter steeplechase. Though listed above, it is quite possible that Grant and McClain did not finish.

MEN'S 4000 METRES STEEPLECHASE										
Placing Table										
	G	S	B	4	5	6	7	8	M	Points
GBR	1	1	1	-	-	-	-	-	3	21
FRA	-	-	-	1	-	-	-	-	0	5
CAN	-	-	-	-	1	-	-	-	0	4
GER	-	-	-	-	-	1	-	-	0	3
<b>Totals</b>	<b>1</b>	<b>1</b>	<b>1</b>	<b>1</b>	<b>1</b>	<b>1</b>	-	-	<b>3</b>	<b>33</b>

## 200 Metres Hurdles

1896: Not held

## Paris, 16 Jul 1900

1,	Alvin Kraenzlein	USA	25.4
2,	Norman Pritchard	British India	26.0e

3,	Walter Tewksbury	USA	26.1e
4,	Eugène Choisel	FRA	26.5e

(Competitors: 11; Countries: 5; Finalists: 4)

Kraenzlein (27.0) and Pritchard (26.8) were the heat winners. Kraenzlein, the US Champion for the three years leading into 1900, was penalised a yard for a false start in the final, but still won by five yards, and his time was quicker than in any of his AAU title wins. There is debate over the nationality of Pritchard (see page 64), who many feel was representing India at the Games.

## St. Louis, 1 Sep 1904

1,	Harry Hillman	USA	24.6
2,	Frank Castleman	USA	24.9e
3,	George Poage	USA	25.2e
4,	George Varnell	USA	
5,	Fred Schule	USA	

(Competitors: 5; Countries: 1)

Hillman was pressed until the last hurdle by Castleman, and gained most of his winning margin on the run-in. The silver medallist, aged 17 years 168 days, became the second-youngest ever male Olympic athletics medallist. Poage's third place was the first Olympic track medal placing for a black athlete.

## MEN'S 200 METRES HURDLES

### The Best on Points

8	Alvin Kraenzlein	USA	1900-1
	Harry Hillman	USA	1904-1

None competing in both 1900 & 1904

### Placing Tables

	G	S	B	4	5	6	7	8	M	Points
USA	2	1	2	1	1	-	-	-	5	44
GBR	-	1	-	-	-	-	-	-	1	7
FRA	-	-	-	1	-	-	-	-	1	5
<b>Totals</b>	<b>2</b>	<b>2</b>	<b>2</b>	<b>2</b>	<b>1</b>	-	-	-	<b>7</b>	<b>56</b>

If Norman Pritchard is regarded as Indian replace GBR with:

IND	-	1	-	-	-	-	-	-	1	7
-----	---	---	---	---	---	---	---	---	---	---

## Standing High Jump Athens, 1896

Not held

## Paris, 16 Jul 1900

1,	Ray Ewry	USA	1.655WR
2,	Irving Baxter	USA	1.525
3,	Lewis Sheldon	USA	1.50

(Competitors: 3; Countries: 1)

Ewry, a 26 year-old from Indiana, was the dominant athlete in standing jump events. As a child he contracted polio, and took up exercise to try to regain use of his legs. This he did, and grew to become healthy enough to win 15 AAU championships in standing jump events, despite the fact that the events were not held for six seasons (1899-1904) during his career. In the Paris high jump he won with a world best of 1.64 (beating his best of 1.63), and then cleared the bar at 1.655.

## St. Louis, 31 Aug 1904

1,	Ray Ewry	USA	1.60
2,	Joseph Stadler	USA	1.45

3,	Lawson Robertson	USA	1.45
4,	John Biller	USA	1.42
5,	Lajos Gönczy	HUN	1.35

(Competitors: 5; Countries: 2)

Ewry again won the high jump with ease, winning with 1.50 before clearing 1.60; he then failed at 1.65. Since the 2004 book we have found a birthdate for Stadler which made him just 17 years 146 days on August 31, making him the youngest-ever male Olympic medallist in athletics.

### Athens, 1 May 1906

1,	Ray Ewry	USA	1.56
=2,	Martin Sheridan	USA	1.40
	Léon Dupont	BEL	1.40
	Lawson Robertson	USA	1.40
5,	Lajos Gönczy	HUN	1.35
6,	Kostas Tsiklitis	GRE	1.30
=7,	Themistoklis Diakidis	GRE	1.25
	Paul Weinstein	GER	1.25

(Competitors: 11; Countries: 6)

Again, Ewry was in a class of his own, easily winning from Dupont and his compatriots, discus thrower Sheridan and sprinter Robertson. Ewry tried 1.66 without success.

### London, 23 Jul 1908

1,	Ray Ewry	USA	1.575
=2,	Kostas Tsiklitis	GRE	1.55
	John Biller	USA	1.55
4,	Leroy Holmes	USA	1.525
=5,	Platt Adams	USA	1.47
	Géo André	FRA	1.47
	Alfred Motté	FRA	1.47
=8,	Léon Dupont	BEL	1.42
	Walter Henderson	GBR	1.42
	Wilhelm Blystad	NOR	1.42
	Frank Irons	USA	1.42
	Arthur Mallwitz	GER	1.42
	Svend Langkjær	DEN	1.42

(Competitors: 23; Countries: 11)

This was the last of the record 10 individual gold medals won by Ewry. The advantage gained by having the 1906 Olympics in which to win two gold medals was offset by not competing in the Games until he was nearly 27 years of age. There were four pools of jumpers, and the top four qualified for the final. Jumping in different sections Ewry and Tsiklitis cleared 1.55, while Holmes made 1.525 and Biller jumped 1.50 behind Ewry.

In the final Biller improved to 1.55 and Ewry took gold by making 1.575. Tsiklitis, at 1.89, taller than Ewry (1.86), credited his improvement between 1906 and 1908 in part to watching Ewry closely at the 1906 Games.

### Stockholm, 13 Jul 1912

1,	Platt Adams	USA	1.63
2,	Ben Adams	USA	1.60
3,	Kostas Tsiklitis	GRE	1.55
=4,	Richard Byrd	USA	1.50
	Leo Goehring	USA	1.50
	Edvin Möller	SWE	1.50

(Competitors: 18; Countries: 9; Finalists: 6)

Series	1.40	1.45	1.50	1.55	1.60	1.63
P. Adams	o	o	o	o	xo	o
B. Adams	o	o	o	o	o	xxx
Tsiklitis	o	o	xo	o	xxx	
Byrd	o	o	xo	xxx		
Goehring	o	xo	o	xxx		
Möller	o	o	o	xxx		

Although the Leahy brothers were the first set of siblings to win Olympic medals, the Adams brothers were the first to obtain medals in the same competition. As in 1908, Tsiklitis was the best non-American, and he won the bronze outright by clearing 1.55. Ben Adams, the younger brother at 22 (Platt was 27 in Stockholm) was the first to clear 1.60, but had to defer to Platt's 1.63. The winner then went on to try 1.66 without success.

### MEN'S STANDING HIGH JUMP

#### The Best on Points

32	Ray Ewry USA	1900-1, 1904-1, 1906-1, 1908-1
15.5	Kostas Tsiklitis GRE	1906-6, 1908-2, 1912-3
12	Lawson Robertson USA	1904-3, 1906-2=
11.5	John Biller USA	1904-4, 1908-2
11	Platt Adams USA	1908-5, 1912-1
8	Lajos Gönczy HUN	1904-5, 1906-5

#### Most Finals

4	Ewry
3	Tsiklitis

#### Most Appearances

4	Ewry
---	------

#### Placing Table

	G	S	B	4	5	6	7	8	M	Points
USA	5	3+3=	2	2+2=	1=	-	-	1=	13	112.866
GRE	-	1=	1	-	-	1	1=	-	2	17
HUN	-	-	-	-	2	-	-	-	0	8
BEL	-	1=	-	-	-	-	-	1=	1	6.166
FRA	-	-	-	-	2=	-	-	-	0	6
SWE	-	-	-	1=	-	-	-	-	0	4
GER	-	-	-	-	-	-	1=	1=	0	1.666
GBR	-	-	-	-	-	-	-	1=	0	0.166
NOR	-	-	-	-	-	-	-	1=	0	0.166
DEN	-	-	-	-	-	-	-	1=	0	0.166
<b>Totals</b>	<b>5</b>	<b>3+5=</b>	<b>3</b>	<b>2+3=</b>	<b>2+3=</b>	<b>1</b>	<b>2=</b>	<b>6=</b>	<b>16</b>	<b>156</b>

### Standing Long Jump

1896: Not held

### Paris, 16 Jul 1900

1,	Ray Ewry	USA	3.21
2,	Irving Baxter	USA	3.135
3,	Emile Torcheboeuf	FRA	3.03
4,	Lewis Sheldon	USA	3.02

(Competitors: 4; Countries: 2)

This was a close run thing for Ewry, who triumphed by less than three inches from the high jump and pole vault gold medallist.

### St. Louis, 29 Aug 1904

1,	Ray Ewry	USA	3.47WR
2,	Charles King	USA	3.27
3,	John Biller	USA	3.25
4,	Henry Field	USA	3.18

(Competitors: 4; Countries: 1)

In addition to his winning jump of 3.47, a world best, Ewry also had jumps of 3.46, 3.41 and 3.40 to cement his domination of the event.

**Athens, 27 Apr 1906**

1,	Ray Ewry	USA	3.30
2,	Martin Sheridan	USA	3.095
3,	Lawson Robertson	USA	3.05
4,	Léon Dupont	BEL	2.975
5,	Axel Ljung	SWE	2.955
6,	István Somodi	HUN	2.86
7,	Alexandros Touferis	GRE (FRA)	2.855
8,	Kostas Tsikliritas	GRE	2.84

(Competitors: 30; Countries: 11)

Later in the year (August 4 in New York), Ewry would jump a record 3.50, but here he had to content himself with 3.30, winning handily from teammates Sheridan and Robertson. All four of Ewry's jumps (3.15, 3.28, 3.22 and 3.30) exceeded the best of Sheridan.

**London, 20 Jul 1908**

1,	Ray Ewry	USA	3.335
2,	Kostas Tsikliritas	GRE	3.235
3,	Martin Sheridan	USA	3.225
4,	John Biller	USA	3.215
5,	Ragnar Ekberg	SWE	3.195
=6,	Platt Adams	USA	3.11
	LeRoy Holmes	USA	3.11

(Competitors: 26; Countries: 11)

Ewry won his third long jump title with a margin of four inches. After carrying a qualifying jump of 3.32 to the final, Ewry improved marginally to 3.33. Both the 19 year-old Tsikliritas and Sheridan achieved their best jumps in the qualifying round.

**Stockholm, 8 Jul 1912**

1,	Kostas Tsikliritas	GRE	3.37
2,	Platt Adams	USA	3.36
3,	Ben Adams	USA	3.28
4,	Gustaf Malmsten	SWE	3.20
5,	Leo Goehring	USA	3.14
6,	Edvin Möller	SWE	3.14
7,	András Baronyi	HUN	3.13
8,	Richard Byrd	USA	3.12

(Competitors: 19; Countries: 8)

There were four qualifying groups, led by Tsikliritas (Group 3: 3.37), Platt Adams (1: 3.32), Ben Adams (2: 3.28), and Malmsten (4: 3.20). The top three qualified for the final, with the qualifying jumps carried forward. In the final Tsikliritas jumped 3.30 and 3.24 and Ben Adams also got close to his earlier jump with 3.18 and 3.24. However, his brother Platt almost took the gold, leaping 3.36 and 3.34 as the only finalist to improve.

**MEN'S STANDING LONG JUMP****The Best on Points**

32	Ray Ewry USA	1900-1, 1904-1, 1906-1, 1908-1
15	Kostas Tsikliritas GRE	1908-2, 1912-1
14	Martin Sheridan USA	1906-2, 1908-3
11	John Biller USA	1904-3, 1908-4
9.5	Platt Adams USA	1908-6=, 1912-2

**Most Finals**

4	Ewry	
3	Tsikliritas	1906-8, 1908-2, 1912-1

**Most Appearances**

4	Ewry	
---	------	--

**Men's Standing Long Jump, continued****Placing Table**

	G	S	B	4	5	6	7	8	M	Points
USA	4	4	4	3	1	2=	-	1	12	109
GRE	1	1	-	-	-	-	1	1	2	18
SWE	-	-	-	1	2	1	-	-	0	16
FRA	-	-	1	-	-	-	-	-	1	6
BEL	-	-	-	1	-	-	-	-	0	5
HUN	-	-	-	-	-	1	1	-	0	5
<b>Totals</b>	<b>5</b>	<b>5</b>	<b>5</b>	<b>5</b>	<b>3</b>	<b>2+2=</b>	<b>2</b>	<b>2</b>	<b>15</b>	<b>159</b>

**Standing Triple Jump**

1896: Not held

**Paris, 16 Jul 1900**

1,	Ray Ewry	USA	10.58WR
2,	Irving Baxter	USA	9.95
3,	Robert Garrett	USA	9.50
4,	Lewis Sheldon	USA	9.45

(Competitors: 10; Countries: 4)

Ewry's leading jump was a new world's best, and meant that he won three Olympic titles in a single afternoon, and not surprisingly was described by the *New York Times* as "easily the star of the day."

**St. Louis, 3 Sep 1904**

1,	Ray Ewry	USA	10.55
2,	Charles King	USA	10.16
3,	Joseph Stadler	USA	9.60
4,	Garrett Serviss	USA	9.53

(Competitors: 4; Countries: 1)

Ewry was again an easy winner, beating Texan Charles King in to second place by nearly 40cm, but the event did not find favour and was discontinued after 1904.

**MEN'S STANDING TRIPLE JUMP****The Best on Points**

16	Ray Ewry USA	1900-1, 1904-1
----	--------------	----------------

**Most Finals/Appearances**

2	Ewry	
---	------	--

**Placing Table**

	G	S	B	4	5	6	7	8	M	Points
USA	2	2	2	2	-	-	-	-	6	52
<b>Totals</b>	<b>2</b>	<b>2</b>	<b>2</b>	<b>2</b>	<b>-</b>	<b>-</b>	<b>-</b>	<b>-</b>	<b>6</b>	<b>52</b>

**Shot Put, both arms**

1896-1908: Not held

**Stockholm, 11 Jul 1912**

1,	Ralph Rose	USA	27.70	15.23/12.47
2,	Pat McDonald	USA	27.53	15.08/12.45
3,	Elmer Niklander	FIN	27.14	14.71/12.43
4,	Lawrence Whitney	USA	24.09	13.48/10.61
5,	Einar Nilsson	SWE	23.37	12.52/10.85
6,	Paavo Aho	FIN	23.30	12.72/10.58
7,	Megerdich Magherian	TUR	19.78	10.85/8.93

(Competitors: 7; Countries: 4)

This was clearly going to be a battle between Rose and McDonald, the latter having won the main event the day before. The top three qualified for the final, and at the end of the qualifying round McDonald led with

26.77 (14.92/11.85) ahead of Niklander (14.24/12.43), and Rose was only third with 26.50 (15.23/11.27). All three men improved in the final, with the massive (1.98/129kg) Rose reaching 12.47 with his left-handed throw to hold off McDonald's improvement with both hands to 27.53.

MEN'S SHOT PUT BOTH HANDS										
Placing Table										
	G	S	B	4	5	6	7	8	M	Points
USA	1	1	-	1	-	-	-	-	2	20
FIN	-	-	1	-	-	1	-	-	1	9
SWE	-	-	-	-	1	-	-	-	0	4
TUR	-	-	-	-	-	-	1	-	0	2
<b>Totals</b>	<b>1</b>	<b>1</b>	<b>1</b>	<b>1</b>	<b>1</b>	<b>1</b>	<b>1</b>	<b>-</b>	<b>3</b>	<b>35</b>

## Discus Throw, Greek Style

1896-1904: Not held

### Athens, 1 May 1906

1,	Verner Järvinen	FIN	35.17
2,	Nikolaos Yeorgantas	GRE	32.80
3,	István Mudin	HUN	31.91
4,	Martin Sheridan	USA	31.50
5,	György Luntzer	HUN	30.26
6,	František Soucek	BOH	27.55
7,	Miroslav Sustera	BOH	27.08

(Competitors: 21; Countries: 9)

The athletes threw from a raised wooden pedestal which sloped forward, and had to throw from a position similar to the statue of discobolus, but without spinning. The officials were not too harsh on the throwers, but the home crowd was not keen on Järvinen's style, preferring that of the Greek thrower Yeorgantas.

### London, 18 Jul 1908

1,	Martin Sheridan	USA	38.00
2,	"Bill" Horr	USA	37.32
3,	Verner Järvinen	FIN	36.48
4,	Arthur Dearborn	USA	35.65
5,	Mihalis Dorizas	GRE	33.34
6,	Nikolaos Yeorgantas	GRE	33.20
7,	Imre Mudin	HUN	33.11
8,	Wilbur Burroughs	USA	32.81

(Competitors: 25; Countries: 9)

Sheridan led from the start, throwing 37.29 in the first round, ahead of Horr's 36.68. The sturdy (1.83/109kg) Horr improved to 37.32, but Sheridan maintained control with his winning throw. Defending champion Järvinen prevented a clean sweep by the USA by throwing 36.48 to beat Dearborn (35.65) for third place. All four men beat Järvinen's world best (from the 1906 Games) of 35.17 in this rarely-held event.

MEN'S DISCUS THROW GREEK STYLE		
<b>The Best on Points</b>		
14	Verner Järvinen FIN	1906-1, 1908-3
13	Martin Sheridan USA	1906-4, 1908-1
10	Nikolaos Yeorgantas GRE	1906-2, 1908-6
	István Mudin HUN	1906-3, 1908-7
<b>Most Finals</b>		
2	Järvinen	
	Sheridan	
	Yeorgantas	
	Mudin	
	Mihalis Dorizas GRE	1906-8, 1908-5

## Men's Discus Throw Greek Style, continued

### Most Appearances

2 11 men

### Placing Table

	G	S	B	4	5	6	7	8	M	Points
FIN	1	-	1	-	-	-	-	-	2	14
GRE	-	1	-	-	1	1	-	-	1	14
HUN	-	-	1	-	1	-	1	-	1	12
USA	1	1	-	2	-	-	-	1	2	26
BOH	-	-	-	-	-	1	1	-	0	5
<b>Totals</b>	<b>2</b>	<b>2</b>	<b>2</b>	<b>2</b>	<b>2</b>	<b>2</b>	<b>2</b>	<b>1</b>	<b>6</b>	<b>71</b>

## Discus Throw, both arms

1896-1908: Not held

### Stockholm, 13 Jul 1912

1,	Armas Taipale	FIN	82.86	44.68/38.18
2,	Elmer Niklander	FIN	77.96	40.28/37.68
3,	Emil Magnusson	SWE	77.37	40.58/36.79
4,	Einar Nilsson	SWE	71.40	40.99/30.41
5,	James Duncan	USA	71.13	39.78/31.35
6,	Emil Muller	USA	69.56	39.83/29.73
7,	Folke Fleetwood	SWE	68.22	34.20/33.82
8,	Carl Johan Lind	SWE	68.02	34.98/32.12

(Competitors: 20; Countries: 6)

Taipale led the qualifying round with 80.03 (44.68/35.35), ahead of Magnusson 75.35 (40.28/35.07) and Niklander 72.05 (40.28/31.77), the other finalists. Taipale was an easy winner in the final, improving with his left hand to 38.18, to beat Niklander by nearly 5m. Niklander only passed Magnusson with his final throw.

## MEN'S DISCUS THROW BOTH HANDS

### Placing Table

	G	S	B	4	5	6	7	8	M	Points
FIN	1	1	-	-	-	-	-	-	2	15
SWE	-	-	1	1	-	-	1	1	1	14
USA	-	-	-	-	1	1	-	-	0	7
<b>Totals</b>	<b>1</b>	<b>1</b>	<b>1</b>	<b>1</b>	<b>1</b>	<b>1</b>	<b>1</b>	<b>1</b>	<b>3</b>	<b>36</b>

## Javelin Throw, Freestyle

1896-1904: Not held

### Athens, 26 Apr 1906

1,	Eric Lemming	SWE	53.90WR
2,	Knut Lindberg	SWE	45.17
3,	Bruno Söderström	SWE	44.92
4,	Hjalmar Mellander	SWE	44.30
5,	Verner Järvinen	FIN	44.25
6,	Arne Halse	NOR	43.60
7,	Conrad Carlsrud	NOR	

(Competitors: 23; Countries: 7)

The throwers had the option of holding the javelin in the middle or at the rear of the implement. Lemming celebrated the introduction of the javelin to the Olympic programme by taking an unbeatable lead of 49.66, before breaking his own world best of 53.79 with 53.90. Lemming's margin of victory was easily the largest in the event's Olympic history.

## London, 15 Jul 1908

1,	Eric Lemming	SWE	54.44
2,	Mihalis Dorizas	GRE	51.36
3,	Arne Halse	NOR	49.73
4,	Haralambos Zouras	GRE	48.61
5,	Hugo Wieslander	SWE	47.55
6,	Armas Pesonen	FIN	46.04
7,	István Mudin	HUN	45.95
8,	Jalmari Sauli	FIN	43.31

(Competitors: 32; Countries: 9)

Lemming was again an easy winner, with the shot/discus proponent from Greece, Dorizas, gaining second from Halse, silver medallist in the main javelin event. Although Lemming competed in his final Olympics in 1912, he was still good enough 10 years later to rank among the top 50 throwers in the world with 55.10.

## MEN'S JAVELIN THROW FREESTYLE

## The Best on Points

16	Eric Lemming	SWE	1906-1, 1908-1
9	Arne Halse	NOR	1906-6, 1908-3

## Most Finals

2	Lemming
	Halse

## Most Appearances

2	9 men
---	-------

## Placing Table

	G	S	B	4	5	6	7	8	M	Points
SWE	2	1	1	1	1	-	-	-	4	38
GRE	-	1	-	1	-	-	-	-	1	12
NOR	-	-	1	-	-	1	1	-	1	11
FIN	-	-	-	-	1	1	-	1	0	8
HUN	-	-	-	-	-	-	1	-	0	2
<b>Totals</b>	<b>2</b>	<b>2</b>	<b>2</b>	<b>2</b>	<b>2</b>	<b>2</b>	<b>2</b>	<b>6</b>	<b>6</b>	<b>71</b>

## Javelin Throw, both arms

1896-1908: Not held

## Stockholm, 9 Jul 1912

1,	Juho Saaristo	FIN	109.42	61.00/48.42
2,	Väinö Siikaniemi	FIN	101.13	54.09/47.04
3,	Urho Peltonen	FIN	100.24	53.58/46.66
4,	Eric Lemming	SWE	98.59	58.33/40.26
5,	Arne Halse	NOR	96.92	55.05/41.87
6,	Richard Åbrink	SWE	93.12	50.04/43.08
7,	Daniel Johansen	NOR	92.82	48.78/44.04
8,	Otto Nilsson	SWE	88.90	50.21/38.69

(Competitors: 14; Countries: 4)

The two hands competition was held two days after the main event, and Lemming was favourite to win. However, the Finns were far superior with their weaker arms than the Swede, and took all three of the places for the final. Having guaranteed a clean sweep they decided not to compete further, and the qualifying round result stood. Even at his best it is doubtful if Lemming would have won; two months later he broke his Swedish record in a "both arms" competition, and managed 44.15 with his weaker arm, to total 106.47.

## MEN'S JAVELIN THROW BOTH HANDS

## Placing Table

	G	S	B	4	5	6	7	8	M	Points
FIN	1	1	1	-	-	-	-	-	3	21
SWE	-	-	-	1	-	1	-	1	0	9
NOR	-	-	-	-	1	-	1	-	0	6
<b>Totals</b>	<b>1</b>	<b>1</b>	<b>1</b>	<b>1</b>	<b>1</b>	<b>1</b>	<b>1</b>	<b>1</b>	<b>3</b>	<b>36</b>

## 56 Pound Weight Throw

1896-1900: Not held

## St. Louis, 1 Sep 1904

1,	Étienne Desmarteau	CAN	10.465
2,	John Flanagan	USA	10.16
3,	James Mitchel	USA	10.135
4,	Charles Hennemann	USA	9.18
5,	Charles Chadwick	USA	
6,	Ralph Rose	USA	8.53e

(Competitors: 6; Countries: 2)

Desmarteau had won the 1902 US title, beating Mitchel 10.21 to 9.89, while Flanagan had won the 1904 title with 10.895, beating Mitchel's 1900 championship record. Both Desmarteau and Flanagan had their best throws in the first round, with Flanagan then fouling his remaining efforts, with Mitchel was one inch behind Flanagan.

1906-1912: Not held

## Antwerp, 21 Aug 1920

				<u>Qualifying</u>
1,	Pat McDonald	USA	11.265	11.00
2,	Pat Ryan	USA	10.965	10.925
3,	Carl-Johan Lind	SWE	10.25	10.25
4,	Archie McDiarmid	CAN	10.12	9.475
5,	Malcolm Svensson	SWE	9.455	9.455
6,	Johan Pettersson	FIN	9.375	9.375
7,	Edward Roberts	USA	9.36	
8,	Elmer Niklander	FIN	8.865	

(Competitors: 12; Countries: 4; Finalists: 6)

After a lapse of 16 years, the event curiously made a brief return. McDonald led throughout, though his margin was slim until his winning throw in the final. At 42 years 23 days, McDonald became the oldest ever Olympic athletics champion. The 1912 Hammer winner McGrath was the favourite, but did not compete due to the knee injury which hindered him in the Hammer competition.

## MEN'S 56 POUND WEIGHT THROW

## The Best on Points

8	Étienne Desmarteau	CAN	1904-1
	Pat McDonald	USA	1920-1

None competing in both 1904 &amp; 1920

## Placing Table

	G	S	B	4	5	6	7	8	M	Points
USA	1	2	1	1	1	1	1	-	4	42
CAN	1	-	-	1	-	-	-	-	1	13
SWE	-	-	1	-	1	-	-	-	1	10
FIN	-	-	-	-	-	1	-	1	0	4
<b>Totals</b>	<b>2</b>	<b>2</b>	<b>2</b>	<b>2</b>	<b>2</b>	<b>2</b>	<b>1</b>	<b>1</b>	<b>6</b>	<b>69</b>

## Stone Throw

1896-1904: Not held

## Athens, 27 Apr 1906

1,	Nikolaos Yeorgantas	GRE	19.925
2,	Martin Sheridan	USA	19.035



3,	Mihalis Dorizas	GRE	18.585
4,	Eric Lemming	SWE	18.21

(Competitors: 16; Countries: 8)

This was the sole occasion that the 6.35kg stone throwing was included in the Games. Yeorgantas, smaller than Sheridan, and lighter than Dorizas, nevertheless threw the stone more effectively than either.

MEN'S STONE THROW										
Placing Table										
	G	S	B	4	5	6	7	8	M	Points
GRE	1	-	1	-	-	-	-	-	2	14
USA	-	1	-	-	-	-	-	-	1	7
SWE	-	-	1	-	-	-	-	-	0	5
<b>Totals</b>	<b>1</b>	<b>1</b>	<b>1</b>	<b>1</b>	-	-	-	-	<b>3</b>	<b>26</b>

## Pentathlon

1896-1904: Not held

### Athens, 27 Apr 1906

1,	Hjalmar Mellander	SWE	24
2,	István Mudin	HUN	25
3,	Eric Lemming	SWE	29
4,	Uno Häggman (Tuomela)	FIN	34
5,	Lawson Robertson	USA	36
6,	Knut Lindberg	SWE	37
7,	Ed Archibald	CAN	-
8,	Julius Wagner	GER	-

(Competitors: 26; Countries: 11)

Places	SLJ	GS	DT	JT	Stade	G-R Wrestling
Mellander	7	5	5	4	3	
Mudin	6	1	9	8	1	
Lemming	15	2	1	7	4	
Häggman	18	9	2	3	2	
Robertson	1	17	11	1	6	
Lindberg	16	11	3	2	5	
Archibald	10	13	4	6	-	
Wagner	8	6	18	5	-	

The inaugural pentathlon was somewhat different from its later form, comprised of the standing long jump, Greek style discus, the javelin, the 192m stade race and Greco-Roman wrestling. Martin Sheridan, a fine jumper, as well as the best discus thrower, was injured, and, after placing third in the high jump, retired from the competition. Robertson failed to complete his Greco-Roman bouts and was declared to have officially placed sixth, despite having fewer points than Lindberg.

### Stockholm, 7 Jul 1912

			Places	1912
1,	Jim Thorpe	USA	7	3887.555
1,	Ferdinand Bie	NOR	21	3271.165
2,	James Donahue	USA	29	3475.865
3,	Frank Lukeman	CAN	29	3396.975
4,	Austin Menaul	USA	30	3016.855
5,	Avery Brundage	USA	31	2566.355
6,	Hugo Wieslander	SWE	32	3196.89
7,	Inge Lindholm	SWE	-	
	Gösta Holmér	SWE	-	

(Competitors: 27; Countries: 12)

Marks	LJ	JT	200m	DT	1500m
Thorpe	7.07/1	46.71/3	22.9/1	35.57/1	4:44.8/1
Bie	6.85/2	46.45/4	23.5/5	31.79/4	5:07.8/6
Donahue	6.83/3	38.28/10	23.0/2	29.64/11	4:51.0/3
Lukeman	6.45/6	36.02/11	23.2/4	33.76/3	5:00.2/5

	LJ	JT	200m	DT	1500m
Menaul	6.40/8	35.83/12	23.0/2	31.38/6	4:49.6/2
Brundage	6.58/4	42.85/7	24.2/11	34.72/2	DNF/7
Wieslander	6.27/10	49.56/1	24.1/10	30.74/7	4:53.1/4
Lindholm	6.32/9	41.94/8	23.5/5	30.47/8	-
Holmér	6.02/12	45.46/5	24.0/8	31.78/5	-

The event was scored on a points for place basis with low score winning. The top 12 after three events competed in the fourth discipline, with the top six advancing to compete in the final event. Ties on points were decided by using the scoring on the 1912 decathlon tables, and so determined third place, but the scores shown are otherwise unofficial. Menaul and Lindholm were tied with 28 points after the discus, so both advanced to the final event. Thorpe's dominance was almost absolute; only in the javelin did he not take first place. Note that the result is presented in the same way as the 1912 decathlon – the re-instated Thorpe and Bie are both regarded as winners.

## Antwerp, 8 Jun 1920

		Places	1912	
1,	Eero Lehtonen	FIN	14	3771.74
2,	Everett Bradley	USA	24	3517.55
3,	Hugo Lahtinen	FIN	26	3576.305
4,	Robert LeGendre	USA	26	3534.365
5,	Helge Lovland	NOR	27	3695.375
6,	Brutus Hamilton	USA	27	3510.06
7,	Robert Olsson	SWE	30	3496.27
8,	Aleksandr Klumberg (Kolmpere)	EST	-	3002.48

(Competitors: 19; Countries: 8)

Marks	LJ	JT	200m	DT	1500m
Lehtonen	6.635/2	54.67/1	23.0/1	34.64/7	4:40.2/2
Bradley	6.61/3	49.16/8	23.0/1	36.76/6	5:10.0/6
Lahtinen	6.59/4	54.25/3	23.6/5	31.12/13	4:36.0/1
LeGendre	6.505/5	44.60/11	23.0/1	37.39/4	4:46.0/5
Lovland	6.32/7	53.13/4	24.0/10	39.51/2	4:45.8/4
Hamilton	6.86/1	48.36/10	23.4/4	37.13/5	5:12.8/7
Olsson	6.27/9	43.68/12	23.6/5	39.80/1	4:42.8/3
Klumberg	6.25/10	60.76/1	25.3/12	38.62/3	3002.48

Lehtonen was an easy winner after failing to finish the hurdles in the decathlon. Only in the discus did he fail to place either first or second. His compatriot Lahtinen also failed to complete the decathlon, while Bradley and LeGendre competed only in the Pentathlon. Lovland and Hamilton placed fifth and sixth respectively, though had the event been scored using the 1912 tables rather than by using place points then the Norwegian would have placed second.

## Paris, 7 Jul 1924

		Places	1912	
1,	Eero Lehtonen	FIN	14	3861.465
2,	Elemér Somfay	HUN	16	3760.375
3,	Robert LeGendre	USA	18	3870.9
4,	Leo Leino	FIN	23	3627.56
5,	Morton Kaer	USA	24	3306.02
6,	Hugo Lahtinen	FIN	27	3571.81
7,	Brutus Hamilton	USA	-	2886.87
8,	Göran Unger	SWE	-	3609.295

(Competitors: 30; Countries: 17)

Marks	LJ	JT	200m	DT	1500m
Lehtonen	6.68/7	50.93/4	23.0/1	40.44/1	4:47.0/1
Somfay	6.77/5	52.07/2	23.4/5	37.76/2	4:48.4/2
LeGendre	7.765/1	48.04/9	23.0/1	36.76/4	4:52.6/3
Leino	6.72/6	54.12/1	23.2/4	33.63/8	4:55.4/4
Kaer	6.96/2	50.20/5	23.0/1	32.70/10	5:38.6/6
Lahtinen	6.895/3	48.77/7	23.6/7	36.08/5	4:55.6/5
Hamilton	6.83/4	48.96/6	24.4/12	37.70/3	-
Unger	6.56/8	48.45/8	23.8/8	35.11/6	4:26.2

Lehtonen repeated his 1920 win, though with a greatly reduced margin of victory, but the big news of the event was the remarkable long jump

of LeGendre. The American, who had jumped 7.39 in 1922 and 7.43w the following year, improved his best by nearly 40cm with his world record jump. Using the 1912 scoring tables LeGendre would have won the competition, but a relative weakness in the javelin held the American to ninth under the points for places system. Although larger (1.90/88kg) than Lehtonen (1.84/78kg), LeGendre was less accomplished in the throws, and this was enough to ensure victory to the Finn.

**MEN'S PENTATHLON****The Best on Points**

16	Eero Lehtonen FIN	1920-1, 1924-1
11	Robert LeGendre USA	1920-4, 1924-3
9	Hugo Lahtinen FIN	1920-3, 1924-6

**Most Placings in Top Eight**

2	Lehtonen	
	LeGendre	
	Lahtinen	
	Brutus Hamilton USA	1920-6, 1924-7

**Most Appearances**

2 7 men

**Placing Table** (Extra gold in 1912 after Jim Thorpe's re-instatement)

	G	S	B	4	5	6	7	8	M	Points
USA	1	2	1	2	3	1	1	-	4	55
FIN	2	-	1	2	-	1	-	-	3	35
SWE	1	-	1	-	-	2	1+2=	1	2	26
HUN	-	2	-	-	-	-	-	-	2	14
NOR	1	-	-	-	1	-	-	-	1	12
CAN	-	-	1	-	-	-	1	-	1	8
EST	-	-	-	-	-	-	-	1	0	1
GER	-	-	-	-	-	-	-	-	1	0
Totals	5	4	4	4	4	4	3+2=	3	13	152

**All-Around**

1896-1900: Not held

**St. Louis, 4 Jul 1904**

1,	Tom Kiely IRL	GBR	6036
2,	Adam Gunn	USA	5907
3,	Truxton Hare	USA	5813
4,	John Holloway	GBR	5273
5,	Ellery Clark	USA	2778
6,	John Grieb	USA	2199
	Max Emmerich	USA	DNF

(Competitors: 7; Countries: 2)

	100y	SP	HJ	880yW	HT	PV	120yH	56lb	LJ	Mile
Kiely	11.2e	10.82	1.52	3:59	36.76	2.74	17.8	8.91	5.94	5:51
Gunn	11.2e	12.21	1.65	4:13	31.40	2.97	17.9e/3'	7.22	5.53	5:45
Hare	10.8	12.09	1.52	4:20	36.28	2.44	18.3e/14'	7.59	6.52	5:40
Holloway	10.9e	10.01	1.68	3:59	27.51	2.89	18.4e/16'	5.98	5.53	5:40
Clark	11.0	10.26	1.62	4:11	29.11	NH				
Grieb	11.2e	10.54	1.62	4:49	NM	NH				
Emmerich	DNF									

This was a precursor to the decathlon, and was scored using tables, with scores in the sprint and hurdles determined by the number of feet behind the winner. In the 100y each foot (30cm) behind the winner meant seven points lost, while five points was the loss for placing a foot behind the leader in the hurdles. Hare and Gunn were the leaders until the 56-pound weight throw, when Kiely took the lead.

**MEN'S ALL-AROUND****Placing Table**

	G	S	B	4	5	6	7	8	M	Points
USA	-	1	1	-	1	1	-	-	2	20
GBR	1	-	-	1	-	-	-	-	1	13
Totals	1	1	1	1	1	1	-	-	3	33

**1500 Metres Walk**

1896-1904: Not held

**Athens, 30 Apr 1906**

1,	George Bonhag	USA	7:12.6
2,	Donald Linden	CAN	7:19.8
3,	Konstantinos Spetsiotis	GRE	7:22.0
4,	Yorgos Saridakis	GRE	
5,	Harilaos Vasilakos	GRE	
6,	Alexandros Kouris	GRE	
7,	György Sztantics	HUN	

(Competitors: 9; Countries: 6)

This was the first walking event ever for Bonhag, and he took part because of disappointment at his efforts in the track events, where his best placing was fourth in the five miles. Linden had given Bonhag advice on how to walk competitively, and the American took it to heart. During the race Bonhag skipped (illegally), but with friendly judging from James Sullivan, the US official and chief walking judge, the American was not disqualified. First past the post were Robert Wilkinson (GBR) and Eugen Spiegler (AUT), but they were disqualified for running. Initially a re-run (re-walk) was ordered between Bonhag and Linden, but Bonhag never appeared, and the original result was allowed to stand.

**MEN'S 1500 METRES WALK****Placing Table**

	G	S	B	4	5	6	7	8	M	Points
GRE	-	-	1	1	1	1	-	-	1	18
USA	1	-	-	-	-	-	-	-	1	8
CAN	-	1	-	-	-	-	-	-	1	7
HUN	-	-	-	-	-	-	1	-	0	2
Totals	1	1	1	1	1	1	1	-	3	35

**3000 Metres Walk**

1896-1904: Not held

**Athens, 1 May 1906**

1,	György Sztantics	HUN	15:13.2
2,	Hermann Müller	GER	15:20.0
3,	Yorgos Saridakis	GRE	15:33.0
4,	Pandelis Ektoros	GRE	
5,	Ioannis Panagouloupoulos	GRE	

(Competitors: 8; Countries: 5; Finalists: 5)

As in the 1500m event Wilkinson and Spiegler became immersed in a struggle for first place and both began running, which ensured their disqualification. The third finisher Sztantics thus became Olympic champion after crossing the line 20m ahead of Müller.

1908-1912: Not held

**Antwerp, 21 Aug 1920**

1,	Ugo Frigerio	ITA	13:14.2OR
2,	George Parker	AUS	13:19.6e
3,	Richard Remer	USA	13:22.2e

4,	Cecil McMaster	RSA	13:23.6e
5,	Thomas Maroney	USA	13:25.0e
6,	Charles Dowson	GBR	13:28.0e
7,	William Hehir	GBR	13:29.8e
8,	William Roelker	USA	13:30.4e

(Competitors: 22; Countries: 11; Finalists: 12)

Frigerio and his compatriot Donato Pavesi won heats in 13:40.2 and 13:46.8 respectively. The 18 year-old Frigerio was favourite to win, and after passing some sheet music to the conductor of the band, situated on the infield, he duly went to the front from the gun. The music was played, and Frigerio walked away to win his second Olympic title by 20m from Parker. Pavesi placed sixth (in 13:27.6e) but was disqualified.

**MEN'S 3000 METRES WALK****The Best on Points**

8	György Sztantics	HUN	1906-1
	Ugo Frigerio	ITA	1920-1

None competing in both 1906 &amp; 1920

**Placing Table**

	G	S	B	4	5	6	7	8	M	Points
GRE	-	-	1	1	1	-	-	-	1	15
USA	-	-	1	-	1	-	-	1	1	11
HUN	1	-	-	-	-	-	-	-	1	8
GER	-	1	-	-	-	-	-	-	1	7
ITA	1	-	-	-	-	-	-	-	1	8
AUS	-	1	-	-	-	-	-	-	1	7
RSA	-	-	-	1	-	-	-	-	0	5
GBR	-	-	-	-	-	1	1	-	0	5
<b>Totals</b>	<b>2</b>	<b>2</b>	<b>2</b>	<b>2</b>	<b>2</b>	<b>1</b>	<b>1</b>	<b>1</b>	<b>6</b>	<b>66</b>

**3500 Metres Walk**

1896-1906: Not held

**London, 14 Jul 1908**

1,	George Larnar	GBR	14:55.0
2,	Ernest Webb	GBR	15:07.4
3,	Harry Kerr	AUA	NZL 15:43.4
4,	George Goulding	CAN	15:49.8
5,	Arthur Rowland	AUA	NZL 16:07.0
6,	Charles Vestergaard	DEN	17:21.8
7,	Einar Rothman	SWE	17:50.0

(Competitors: 23; Countries: 8; Finalists: 9)

Larnar (15:32.0), Webb (15:17.2) and Goulding (15:54.0) were the heat winners and the only men under 16 minutes. In the final Webb led for the first 800m and was then joined by Larnar. At halfway Larnar began to pull away from Webb, and he won by just under 50m in 14:55.0 (12:47 pace for 3000m).

**MEN'S 3500 METRES WALK****Placing Table**

	G	S	B	4	5	6	7	8	M	Points
GBR	1	1	-	-	-	-	-	-	2	15
NZL	-	-	1	-	1	-	-	-	1	10
CAN	-	-	-	1	-	-	-	-	0	5
DEN	-	-	-	-	-	1	-	-	0	3
SWE	-	-	-	-	-	-	1	-	0	2
<b>Totals</b>	<b>1</b>	<b>1</b>	<b>1</b>	<b>1</b>	<b>1</b>	<b>1</b>	<b>1</b>	<b>-</b>	<b>3</b>	<b>35</b>

**10,000 Metres Walk**

1896-1908: Not held

**Stockholm, 11 Jul 1912**

1,	George Goulding	CAN	46:28.4WR
2,	Ernest Webb	GBR	46:50.4
3,	Fernando Altmani	ITA	47:37.6
4,	Åge Rasmussen	DEN	48:00.0

(Competitors: 23; Countries: 11; Finalists: 10)

Curious seeding put Goulding, Webb, Rasmussen and Altmani all in the first heat, with the Canadian winning in 47:14.5, and the three others under 49 minutes. The only other man under 50 minutes was William Yates (GBR), who won the other heat in 49:43.6. As in the heat, Webb was the closest man to Goulding, but had to give way in the later stages of the race. Three of the 10 men in the final failed to finish, and the remaining three were disqualified.

**Antwerp, 18 Aug 1920**

1,	Ugo Frigerio	ITA	48:06.2
2,	Joseph Pearman	USA	49:40.2e
3,	Charles Gunn	GBR	49:43.9e
4,	Cecil McMaster	RSA	50:04.0e
5,	William Hehir	GBR	50:11.8e
6,	Thomas Maroney	USA	50:24.4e
7,	Jean Seghers	BEL	50:32.4e
8,	Antoine Doyen	BEL	56:30.0e

(Competitors: 23; Countries: 13; Finalists: 11)

Frigerio won the first heat in 47:06.4, a startling time, until it was determined that the athletes had covered 24 laps instead of 25. The time would have been about 49:10 for the full course, still very good compared to the 51:33.8 for Hehir in winning the other heat. In the final Pearman led for the first half of the race, but Frigerio then took over, and went away to win by more than half a lap.

**Paris, 13 Jul 1924**

1,	Ugo Frigerio	ITA	47:49.0
2,	Gordon Goodwin	GBR	48:37.9
3,	Cecil McMaster	RSA	49:08.0
4,	Donato Pavesi	ITA	49:17.0
5,	Arthur Tell Schwab	SUI	49:50.0
6,	Ernest Clark	GBR	49:59.2e
7,	Armando Valente	ITA	50:07.0e
8,	Luigi Besatra	ITA	50:09.0e

(Competitors: 22; Countries: 13; Finalists: 10)

Goodwin (49:04.0) and Pavesi (49:09.0) were faster than Frigerio (49:16.5) in the heats, but the status quo was maintained in the final. Pavesi led at the start, but Goodwin soon took over the lead, and Frigerio made the decisive break after 400m. He passed halfway in 23:18.2, and he went on to win by almost 200m.

1928-1936: Not held

**London, 7 Aug 1948**

1,	John Mikaelsson	SWE	45:13.2
2,	Ingemar Johansson	SWE	45:43.8
3,	Fritz Schwab	SUI	46:00.2
4,	Charles Morris	GBR	46:04.0

5,	Harry Churcher	GBR	47:28.0
6,	Emile Maggi	FRA	47:02.8
7,	Richard West	GBR	
8,	Giuseppe Dordoni	ITA	

(Competitors: 19; Countries: 10)

Mikaëlsson set an Olympic record of 45:03.0 in the first heat, with Morris second in 45:10.4 ahead of Maggi (45:44.2) and Dordoni (46:25.8), all of whom were faster than Churcher, winner of the second heat in 46:26.4. Both Churcher and Werner Hardmo (SWE), many time world record setter, were cautioned. The final was held after the track had been badly slowed by heavy rain, and Mikaëlsson dominated proceedings, winning by just over 100m from teammate Johansson, who overtook the British pair in the second half of the race. Hardmo was disqualified, while Schwab, son of 1936 50km silver medalist Arthur, also finished quickly to win the bronze medal.

### Helsinki, 27 Jul 1952

				<u>Electrics</u>
1,	John Mikaëlsson	SWE	45:02.8	(45:02.85)
2,	Fritz Schwab	SUI	45:41.0	(45:41.03)
3,	Bruno Junk EST	URS	45:41.0	(45:41.05)
4,	Louis Chevalier	FRA	45:50.4	(45:50.28)
5,	George Coleman	GBR	46:06.8	(46:06.69)
6,	Ivan Jarmysh UKR	URS	46:07.0	(46:07.07)
7,	Emile Maggi	FRA	46:08.0	(46:08.16)
8,	Bruno Fait	ITA	46:25.6	(-)

(Competitors: 23; Countries: 12; Finalists: 12)

British official Jack Crump, writing in the British Olympic report, noted that "the standard of judging and the basis on which decisions to caution or disqualify competitors were made, were neither consistent nor impartial." Junk won the first heat in 45:05.8 from Mikaëlsson (45:10.0), while Coleman won the second heat by over half a minute in 46:12.4.

Coleman led for the first quarter of the final, but Mikaëlsson then took over, and the Briton dropped back. Mikaëlsson won by 150m from Schwab, who edged Junk by 0.02 after both men were clearly running in the last 50m. The inconsistencies of judging and competing meant that the 10,000m event would be replaced with a 20 Kilometres road walk in 1956.

#### MEN'S 10,000 METRES WALK

##### The Best on Points

16	Ugo Frigerio ITA	1920-1, 1924-1
	John Mikaëlsson SWE	1948-1, 1952-1
13	Fritz Schwab SUI	1948-3, 1952-2
11	Cecil McMaster RSA	1920-4, 1924-3

##### Most Finals

2	Frigerio	
	McMaster	
	Mikaëlsson	
	Schwab	
	Emile Maggi FRA	1948-6, 1952-7

##### Most Appearances

2 13 men

##### Placing Table

	G	S	B	4	5	6	7	8	M	Points
GBR	-	2	1	1	3	1	1	-	3	42
ITA	2	-	1	1	-	-	1	3	3	32
SWE	2	1	-	-	-	-	-	-	3	23
SUI	-	1	1	-	1	-	-	-	2	17
RSA	-	-	1	1	-	-	-	-	1	11
USA	-	1	-	-	-	1	-	-	1	10
FRA	-	-	-	1	-	1	1	-	0	10
URS	-	-	1	-	-	1	-	-	1	9
CAN	1	-	-	-	-	-	-	-	1	8
DEN	-	-	-	1	-	-	-	-	0	5
BEL	-	-	-	-	-	-	1	1	0	3
<b>Totals</b>	<b>5</b>	<b>5</b>	<b>5</b>	<b>5</b>	<b>4</b>	<b>4</b>	<b>4</b>	<b>4</b>	<b>15</b>	<b>170</b>

### 10 Miles Walk

1896-1906: Not held

#### London, 17 Jul 1908

1,	George Larner	GBR	1:15:57.4WR
2,	Ernest Webb	GBR	1:17:31.0
3,	Edward Spencer	GBR	1:21:20.2
4,	Frank Carter	GBR	1:21:20.2
5,	Ernest Larner	GBR	1:24:26.2

(Competitors: 25; Countries: 8; Finalists: 8)

Two days after the 3500m event, Webb (1:20:18.8) and Larner (1:18:19.0) won the heats (!) of the 10 mile walk. Larner set off at a terrific pace in the final, with Webb on his heels for the first mile (7:01.6), and dropping back thereafter. Larner passed 10km in approximately 45:33 with a lead of 30 seconds, and continued on to set world records for nine miles (1:07:37.8) as well as for the full distance.

#### MEN'S 10 MILES WALK

##### Placing Table

	G	S	B	4	5	6	7	8	M	Points
GBR	1	1	1	1	1	-	-	-	3	30
<b>Totals</b>	<b>1</b>	<b>1</b>	<b>1</b>	<b>1</b>	<b>1</b>	<b>-</b>	<b>-</b>	<b>-</b>	<b>3</b>	<b>30</b>

### Medley Relay

1896-1906: Not held

#### London, 25 Jul 1908

##### 200m/200m/400m/800m

1,	United States	3:29.4
2,	Germany	3:32.4
3,	Hungary	3:32.5

(Competitors: 28; Countries: 7; Finalists: 12/3)

##### Scoring Teams


USA	William Hamilton, Nate Cartmell, John Taylor, Mel Sheppard
GER	Arthur Hoffmann, Hans Eicke, Otto Triefloff, Hanns Braun
HUN	Pál Simon, Frigyes Mezei, József Nagy, Ödön Bodor

The USA were fastest in the heats with 3:27.2, with Great Britain eliminated behind them in 3:31.0e, the second fastest time of the round. Hamilton outclassed the opposition on the first leg, making up more than 5m on Simon in running 22.0. Cartmell increased the lead slightly with a leg of 22.2, and Taylor then went away by a further 7m, handing over to Sheppard with a lead of some 15m after running 49.8 for his portion. Sheppard easily won, with Braun passing Bodor in the finishing straight for the silver medal.

#### MEN'S MEDLEY RELAY

##### Placing Table

	G	S	B	4	5	6	7	8	M	Points
USA	1	-	-	-	-	-	-	-	1	8
GER	-	1	-	-	-	-	-	-	1	7
HUN	-	-	1	-	-	-	-	-	1	6
<b>Totals</b>	<b>1</b>	<b>1</b>	<b>1</b>	<b>-</b>	<b>-</b>	<b>-</b>	<b>-</b>	<b>-</b>	<b>3</b>	<b>21</b>



# BEST NATIONAL PLACINGS

This section shows the best position achieved by each country in every current Olympic athletics event. Where possible the country of origin of athletes representing the former Czechoslovakia, USSR or Yugoslavian states is given

AC = Also competed, but placing unknown

COUNTRY	POSITION	NAME	MARK	YEAR	COUNTRY	POSITION	NAME	MARK	YEAR
<b>MEN</b>					DOM	5s2	Juan Nuñez	10.35	1988
					ECU	5h1	Alberto Jurado	-	1924
						5h10	Franklin Nazareno	10.60	2008
					EGY	4q4	Amr Seoud	10.22	2012
					ESA	6h5	Ruben Benítez	10.74	1996
						6h7	Antonio Serpas	10.63	2000
					ESP	5s1	Felix Mendizabal	-	1920
					EST	7q6	Marek Niit	10.40	2012
					ETH	5h11	Abeba Hailu	11.54	1956
					FIJ	7q2	Sitiven Moceidreke	10.85	1960
					FIN	4q1	Reijo Halme	11.1	1924
					FRA	5	Emile Ali-Khan	11.0	1920
						5	Roger Bambuck	10.16	1968
					FSM	5h3	John Howard	11.05	2012
					GAB	5q4	Antoine Boussombo	10.27	2000
					GAM	8s1	Su Wai'bou Sanneh	10.18	2012
					<b>GBR</b>	<b>1</b>	<b>Harold Abrahams</b>	<b>10.6</b>	<b>1924</b>
						<b>1</b>	<b>Allan Wells</b>	<b>10.25</b>	<b>1980</b>
						<b>1</b>	<b>Linford Christie</b>	<b>9.96</b>	<b>1992</b>
					GBS	7q4	Holder da Silva	10.71	2012
					GEO	7h10	Ruslan Rusidze	10.70	2000
					GEQ	4h2	Gustavo Envela	10.65	1992
					<b>GER</b>	<b>1</b>	<b>Armin Hary</b>	<b>10.32</b>	<b>1960</b>
					GHA	dnf/final	Aziz Zakari	-	2000
						dnf/final	Aziz Zakari	-	2004
					GRE	5	Aléxandros Halkokondilis	12.6	1896
					GRN	7q5	Paul Williams	10.65	2012
					GUA	5h2	Emilio Samayoa	10.84	1984
						5h9	Oscar Meneses	10.54	2000
					GUI	6h8	Paul Haba	11.19	1980
						6h6	Robert Loua	11.20	1988
						6h6	Soryba Diakite	11.10	1992
					GUM	9h9	Philam Garcia	11.21	2000
					GUY	5s2	James Gilkes	10.44	1980
					HAI	3q4	André Théard	10.9	1928
					HKG	5h9	Wai Ming Ku	10.74	1992
					HON	4h9	Rolando Palacios	10.49	2008
					HUN	3	Alajos Szokoloyi	12.6	1896
					INA	7s1	Mardi Lestari	10.39	1988
					IND	4s1	Levy Pinto	10.94	1952
					IRI	4q5	Reza Ghasemi	10.31	2012
					IRL	5q1	Denis Cussen	-	1928
					IRQ	6h7	Ali Salman	11.9	1948
						6h7	Khader Zalata	11.50	1960
						6h8	Khader Zalata	11.17	1964
					ISL	6q2	Haukur Clausen	11.2e	1948
					ISR	6q3	David Tabak	11.10	1952
					ISV	7q2	Neville Hodge	10.69	1984
					ITA	=4s2	Franco Giongo	-	1912
					IVB	4h3	J'maal Alexander	10.92	2012
					<b>JAM</b>	<b>1</b>	<b>Usain Bolt</b>	<b>9.69</b>	<b>2008</b>
						<b>1</b>	<b>Usain Bolt</b>	<b>9.63</b>	<b>2012</b>
					JOR	6h2	Khalil Al-Hanahneh	10.76	2004
					JPN	6	Takayoshi Yoshioka	10.79	1932
					KAZ	7q2	Gennadiy Chernovol	10.42	2004
					KEN	6s2	Seraphino Antao	10.72	1960
					KGZ	9h4	Vladislav Chernobay	10.88	1996
					KIR	7h2	Karianako Nariki	11.62	2004
						7h4	Nooa Takooa	11.53	2012
					KOR	6q6	Shim Duk-Sup	10.55	1988
<b>100 Metres</b>									
AFG	6h3	Mohamed Khan	-	1936					
	6h4	Masoud Azizi	11.19	2012					
AHO	4	Churandy Martina	9.93	2008					
ALB	8h8	Oltion Luli	11.08	2000					
ALG	7h2	Mustapha Selmi	11.08	1988					
ANG	7h4	Ilidio Coelho	11.42	1980					
	7h9	Alfonso Ferraz	11.32	1992					
ANT	6s2	Daniel Bailey	10.16	2012					
ARG	4s2	Carlos Bianchi	10.73	1932					
ARU	6h4	Pierre de Windt	11.02	2004					
ASA	7h7	Kelsey Nakanelua	11.25	2004					
	7h3	Elama Faatonu	11.48	2012					
AUS	3	Stan Rowley	11.2	1900					
	3	Nigel Barker	11.3	1906					
	3	Hector Hogan	10.77	1956					
AUT	3q4	Andreas Berger	10.34	1988					
AZE	5h9	Ruslan Abbasov	10.58	2008					
BAH	8	Tommy Robinson	10.57	1964					
BAN	5h8	Mohamed Jalal	10.94	1988					
	5h1	Mohan Khan	11.25	2012					
BAR	3	Obadele Thompson	10.04	2000					
BEL	=4s2	Joseph Aelter	-	1912					
	4s2	Paul Brochart	11.3	1920					
BEN	8q5	Issa Alassane Ousseni	10.76	1988					
BER	5q1	Dennis Trott	10.64	1976					
BIZ	7h6	Colin Thurton	11.03	1976					
	7h8	Emery Gill	11.51	1992					
BOH	3s5	Bedrich Vygoda	-	1912					
BOL	8q3	Artur Rojas	10.65	2012					
BOT	6h2	Lucien Josiah	11.15	1980					
BRA	5	Róbson da Silva	10.11	1988					
BRN	5h7	Khaled Jouma	10.80	1988					
BRU	8h2	Haseri Asli	11.11	2000					
BUL	3	Petar Petrov	10.39	1980					
BUR	6q7	Gérard Kobéané	10.48	2012					
BWI	4q2	Dennis Johnson	10.51	1960					
CAF	7q3	Béranger Bosse	10.55	2012					
CAM	7h1	Samphon Mao	10.95	1972					
<b>CAN</b>	<b>1</b>	<b>Percy Williams</b>	<b>10.8</b>	<b>1928</b>					
	<b>1</b>	<b>Donovan Bailey</b>	<b>9.84</b>	<b>1996</b>					
CAY	dns/s3	Kemar Hyman	-	2012					
CGO	6q2	Théophile Nkounkou	10.59	1980					
CHA	7q4	Salem Alah-Djaba	10.51	1972					
CHI	6s2	Ivan Moreno	10.37	1968					
CHN	8s2	Su Bingtian	10.28	2012					
CIV	=6	Gaoussou Koné	10.47	1964					
CMR	8s1	Gregoire Illorson	10.60	1980					
COK	7h6	Teina Teiti	11.22	2000					
COL	6q1	Isidro Montoya	10.54	2012					
COM	6h5	Youssef Mhadjou	10.62	2008					
CRC	7h10	Glen Abrahams	11.31	1984					
CRO	6h3	Dejan Vojnović	10.50	2000					
CUB	2	Enrique Figuerola	10.25	1964					
	2	Silvio Leonard	10.25	1980					
CYP	8s1	Anninos Marcoullides	10.36	1996					
CZE	5h5	Lukáš Milo	10.52	2008					
DEN	3s1	Otto Bock	-	1906					

COUNTRY	POSITION	NAME	MARK	YEAR	COUNTRY	POSITION	NAME	MARK	YEAR
KSA	4h2	Salem Al-Yami	10.36	2004	SOL	6h3	Chris Walasi	11.42	2012
KUW	6h3	Abdelkrim Al-Awad	11.27	1976	SRB	≈3h8	Dušan Milošević	-	1912
	6h12	Hamed Sadeq	10.81	1996	SRI	5h4	Sriyath Dissanayake	10.87	1992
LAO	6h1	Kilakone Siphonexay	11.30	2012		5h1	Chinthaka de Zoysa	10.55	1996
LAT	5q3	Janis Oja	-	1924	STP	7h1	Christopher da Costa	11.56	2012
	5q6	Oto Seviško	-	1924	SUD	6h8	Hamdan El Tayeb	11.1	1960
LBA	8h7	Khaled Othman	11.65	1996	SUI	4s1	Paul Hänni	10.7	1936
LBR	5q1	Sayon Cooper	10.37	2000	SUR	5q1	Jurgen Themen	10.53	2012
LCA	dnf/h5	Ronald Promesse	-	2000	SWE	6	Knut Lindberg	11.8	1906
LES	5h6	Mothobi Kharitse	10.97	1988		6	Lennart Strandberg	10.9	1936
LIB	5h5	Roland Dagher	11.01	1980	SWZ	8h5	Clifford Mamba	11.24	1984
LIE	6h9	Xaver Frick	-	1936		8h5	Frank Maziya	11.52	1988
	6h6	Oskar Ospelt	-	1936		8h4	Robinson Stewart	11.20	1992
LTU	6q3	Rytis Sakalauskas	10.29	2012	SYR	5h3	Nabil Nahri	10.67	1980
LUX	5q1	Paul Hammer	-	1924	TAN	5h9	Norman Chihota	10.57	1968
MAD	8	Jean-Louis Ravelomanantsoa	10.28	1968		5h7	Norman Chihota	10.79	1972
MAR	6q2	Embark Bouchaib el Maachi	10.57	1964		5h8	David Lukuba	10.74	1980
MAS	5q3	Manikavasagam Jegathesan	10.62	1964	TCH	7s2	Jaroslav Matoušek (CZE)	10.51	1972
MAW	6h10	Odiya Silweya	11.22	1984	TGA	4h1	Andy Lui	11.17	2012
MDV	8q6	Azneem Ahmed	10.84	2012	THA	4q3	Sumet Promna	10.61	1984
MEX	5q1	Fernando Ortiz	11.0	1932	TOG	4h4	Boévi Lawson	10.69	1992
MGL	6h1	Enq-baatar Byambajay	10.93	1972	TOG	4h4	Boévi Lawson	10.69	1992
MHL	7h2	Timi Garstang	12.81	2012	TPE	7q2	Soo Wen-Ho	10.82	1972
MLI	7q1	Ousmane Diarra	10.61	1988		7q4	Cheng Hsin-Fu	10.54	1988
MLT	4h4	Rashid Chouhal	10.83	2012	<b>TTO</b>	<b>1</b>	<b>Hasely Crawford</b>	<b>10.06</b>	<b>1976</b>
MON	5h8	Eduard Médecin	-	1920	TUR	4h10	Şinasi Şahingiray	-	1928
MOZ	5h2	Eduardo Costa	11.09	1980	TUV	6h2	Tavevele Noa	11.55	2012
MRI	4q4	Stéphane Buckland	10.26	2000	UAE	8h2	Mohamed Samy Abdullah	11.11	1984
MTN	7h6	Nouredine Ould Menira	11.22	1992	UGA	4q3	Erasmus Amukun	10.75	1960
MYA	6h12	Pe Maung Sein	11.8	1948	UKR	7q4	Sergey Osovich	10.38	1996
NAM	2	Frankie Fredericks	10.02	1992		7q5	Konstantin Rurak	10.47	1996
	2	Frankie Fredericks	9.89	1996		7q3	Konstantin Rurak	10.38	2000
NCA	8h9	Juan Arguello	11.18	1968	<b>URS</b>	<b>1</b>	<b>Valeriy Borzov (UKR)</b>	<b>10.14</b>	<b>1972</b>
	8h2	Armando Padilla	11.52	1976	URU	5s1	Juan López	11.1	1948
	8h9	Carlos Abaunza	11.17	2004	<b>USA</b>	<b>1</b>	<b>Thomas Burke</b>	<b>12.0</b>	<b>1896</b>
NED	3	Martinus Osendarp	10.5	1936	<b>1</b>	<b>Frank Jarvis</b>	<b>11.0</b>	<b>1900</b>	
NEP	5h4	Tilak Ram Tharu	10.85	2012	<b>1</b>	<b>Archie Hahn</b>	<b>11.0</b>	<b>1904</b>	
NGR	6	Olapade Adeniken	10.12	1992	<b>1</b>	<b>Archie Hahn</b>	<b>11.2</b>	<b>1906</b>	
	6	Davidson Ezinwa	10.14	1996	<b>1</b>	<b>Ralph Craig</b>	<b>10.8</b>	<b>1912</b>	
NIG	5h1	Illiassou Hassane	10.73	1992	<b>1</b>	<b>Charles Paddock</b>	<b>10.8</b>	<b>1920</b>	
NOR	3q1	Jaysuma Saidy Ndure	10.28	2012	<b>1</b>	<b>Eddie Tolan</b>	<b>10.38</b>	<b>1932</b>	
NZL	3	Arthur Porritt	10.9	1924	<b>1</b>	<b>Jesse Owens</b>	<b>10.3</b>	<b>1936</b>	
OMA	7q2	Barakat Al-Harhi	10.41	2012	<b>1</b>	<b>Harrison Dillard</b>	<b>10.5</b>	<b>1948</b>	
PAK	4s1	Abdul Khaliq	10.93	1956	<b>1</b>	<b>Lindy Remigino</b>	<b>10.79</b>	<b>1952</b>	
PAN	3	Lloyd LaBeach	10.59	1948	<b>1</b>	<b>Bobby Morrow</b>	<b>10.62</b>	<b>1956</b>	
PAR	5h4	Diego Ferreira	10.50	2004	<b>1</b>	<b>Bob Hayes</b>	<b>10.06</b>	<b>1964</b>	
PER	4h10	Santiago Ferrando	11.1	1948	<b>1</b>	<b>Jim Hines</b>	<b>9.95</b>	<b>1968</b>	
	4h4	Maximo Reyes	11.0	1948	<b>1</b>	<b>Carl Lewis</b>	<b>9.99</b>	<b>1984</b>	
PHI	4q5	Anselmo Gonzaga	11.2	1928	<b>1</b>	<b>Carl Lewis</b>	<b>9.92</b>	<b>1988</b>	
PLW	5h2	Rodman Teltul	11.06	2012	<b>1</b>	<b>Maurice Greene</b>	<b>9.87</b>	<b>2000</b>	
PNG	7h4	John Hou	10.96	1988	<b>1</b>	<b>Justin Gatlin</b>	<b>9.85</b>	<b>2004</b>	
	7h7	Bernard Manana	11.35	1992	UZB	6h7	Anvar Kuchmuradov	10.71	1996
POL	4	Wiesław Maniak	10.42	1964	VAN	7h1	Moses Kamut	10.81	2008
POR	2	Francis Obikwelu	9.86	2004	VEN	5s2	Horacio Estéves	10.57	1960
PUR	5s2	Luis Morales	10.54	1984	VIE	7h4	Tran Chinh Ho	11.9	1964
QAT	5s2	Talal Mansoor	10.34	1992		7h11	Minh Nguyen Dinh	11.09	1988
ROU	6q3	Daniel Cojocar	10.57	1992		7h1	Tich Thien Luong	10.85	2000
<b>RSA</b>	<b>1</b>	<b>Reggie Walker</b>	<b>10.8</b>	<b>1908</b>	VIN	3h4	Courtney Williams	10.80	2012
RUS	6q5	Andrey Yepishin	10.25	2008	YEM	8h4	Fouad Ehab Ahmed Nagi (PRY)	11.53	1988
SEN	5s2	Barka Sy	10.42	1972	YUG	5h2	Julije Bauer (SRB)	11.5	1936
SEY	7h1	Marcos Larose	11.27	1980	ZAM	5s2	Gerald Phiri	10.11	2012
	7h7	Denis Rose	11.04	1984	ZIM	5h2	Johan du Preez	10.79	1964
	7h5	Danny D'Souza	11.00	2008					
SIN	7q4	Canagabasai Kunalan	10.38	1968	<b>200 Metres</b>				
	7q1	Gary Yeo Foo Ee	10.69	2012	AFG	6h8	Ali Ahmed Yusuf Zaid	23.22	1960
SKN	6	Kim Collins	10.00	2004	AHO	dq/final	Churandy Martina	(19.82)	2008
SLE	5q4	Sanusi Turay	10.40	1992	ALG	7q1	Mustapha Selmi	21.26	1988
SLO	4q2	Matic Osovnikar	10.26	2004		7q2	Malik Louahla	20.93	2004
SMR	6h2	Dominique Canti	11.14	1992	ANG	6h1	Ruben Inacio	22.52	1980

COUNTRY	POSITION	NAME	MARK	YEAR	COUNTRY	POSITION	NAME	MARK	YEAR
ANT	5s2	Brendan Christian	20.29	2008	HAI	4q3	André Théard	-	1924
	5s3	Brendan Christian	20.58	2012	HKG	4h3	Wing Kwong Leung	21.69	1988
ARG	5	Carlos Bianchi	21.6	1932	HON	7q1	Rolando Palacios	20.87	2008
ARU	7h10	Miguel Janssen	21.72	1996	HUN	3s1	Károly Radóczy	22.8	1908
AUS	2	Peter Norman	20.06	1968	INA	5q1	Mohamed Yuhdi Purnomo	20.93	1984
AUT	4q1	Hermann Geissler	-	1928	IND	5s2	Levy Pinto	22.01	1952
AZE	5q4	Ramil Guliyev	20.66	2008	IRI	6h7	Ayoub Boraghi	22.47	1976
BAH	5s1	Tommy Robinson	21.67	1960	IRL	5s1	Paul Hession	20.38	2008
BAN	6h6	Shahanuddin Chowdhury	21.88	1992	IRQ	4h12	Fahmi Falih	22.77	1960
BAR	4	Obadele Thompson	20.14	1996	ISL	3h1	Haukur Clausen	22.2	1948
	4	Obadele Thompson	20.20	2000	ISR	5q4	David Tabak	22.34	1952
BEL	7	Patrick Stevens	20.27	1996	ISV	6q1	James Flemming	21.23	1988
BEN	4h4	Issa Alassane Ousseni	21.74	1988	<b>ITA</b>	<b>1</b>	<b>Livio Berruti</b>	<b>20.62</b>	<b>1960</b>
BER	8s2	Troy Douglas	20.84	1988	<b>1</b>	<b>Pietro Mennea</b>	<b>20.19</b>	<b>1980</b>	
BHO	7h5	Colin Thurton	22.14	1968	IVB	5h6	Lindel Hodge	22.28	1984
BIZ	5h10	Daniel Flowers	21.72	1984		5h6	Lindel Hodge	21.78	1988
BOH	4h1	Václav Labík-Gregan	-	1912	<b>JAM</b>	<b>1</b>	<b>Don Quarrie</b>	<b>20.23</b>	<b>1976</b>
BOT	5h10	Justice Dipeba	21.09	1996	<b>1</b>	<b>Usain Bolt</b>	<b>19.30</b>	<b>2008</b>	
	5h1	Fanuel Kenosi	21.09	2008	<b>1</b>	<b>Usain Bolt</b>	<b>19.32</b>	<b>2012</b>	
BRA	3	Róbson da Silva	20.04	1988	JOR	7h1	Khalil Al-Hanahneh	21.55	2008
BRN	5h9	Khaled Jouma	21.55	1992	JPN	6s2	Koji Ito	20.45	1996
BUL	6s1	Nikolay Antonov	20.55	1992		6s3	Shinji Takahira	20.77	2012
BUR	7q2	Harouna Pale	21.35	1988	KAZ	6h3	Gennadiy Chernovol	20.95	2000
BWI	5s2	Dennis Johnson	21.16	1960	KEN	4q2	Seraphino Antao	21.43	1960
CAF	5h11	Valentin Ngbogo	21.51	1992		4q2	Kennedy Ondiek	20.79	1988
<b>CAN</b>	<b>1</b>	<b>Bobby Kerr</b>	<b>22.6</b>	<b>1908</b>		4q4	Kennedy Ondiek	20.86	1992
	<b>1</b>	<b>Percy Williams</b>	<b>21.8</b>	<b>1928</b>	KOR	5q4	Chang Jae-Keun	21.35	1988
CGO	5h1	Henri Ndinga	21.66	1988	KSA	5h1	Hamed Ali	23.37	1976
CHA	7h7	Brahim Abdoulaye	21.67	1996	KUW	8q3	Abdulazeez Hadba Abdulkareem	22.34	1976
CHI	5s1	Ivan Moreno	20.84	1968	LAO	6h4	Bounhom Siliphon	23.64	1992
CHN	6q4	Li Feng	21.38	1988	LAT	7s2	Sergej Insakovs	20.48	1996
CIV	5s1	Degnan Kablan	21.14	1976	LBA	6h2	Ahmed Mohamed Sallouma	22.88	1980
CMR	5q3	Joseph Batangdon	20.55	2000	LBR	8q4	Oliver Daniels	22.25	1988
COL	5q1	Jimmy Sierra	20.87	1972	LES	5q4	Motsapi Moorosi	20.90	1972
COM	8h5	Hadhari Djaffar	22.68	1996	LIB	6h5	Roland Dagher	22.27	1980
CRC	7h5	Randolph Foster	22.47	1992	LIE	6h2	Xaver Frick	-	1936
CUB	4	Silvio Leonard	20.30	1980	LTU	3h9	Haris Šveminas	-	1928
CYP	5q3	Anninos Marcoullides	20.63	1996	LUX	6s1	Roland Bombardella	21.16	1976
CZE	4h1	Jiří Vojtík	21.05	2008	MAD	5h3	Jean-Louis Ravelomanantsoa	21.53	1968
	4h5	Pavel Maslák	20.67	2012	MAR	8s1	Embark Bouchaib el Maachi	21.61	1964
DEN	4q1	August Sørensen	-	1920	MAS	8s2	Manikavasagam Jegathesan	21.26	1964
DMA	5h3	Chris Lloyd	20.90	2008		8s2	Manikavasagam Jegathesan	21.05	1968
DOM	8q2	Gerardo Suero	21.75	1980	MAW	6h5	Eston Kaonga	22.18	1972
ECU	7	Alex Quiñónez	20.57	2012		6h7	Odiya Silweya	22.24	1988
EGY	6q1	Amr Seoud	20.55	2008	MDV	7h10	Ahmed Shageef	22.54	1992
ESA	6h6	José Astacio	23.13	1968	MEX	5s1	Mario Gómez	22.3	1928
ESP	5q5	Francisco García	20.77	1972	MLI	8q1	Ousmane Diarra	21.46	1988
	5q2	Jordi Mayoral	20.68	1996	MLT	8h4	Nikolai Portelli	22.31	2008
EST	3h16	Reinhold Kesküll	24.0	1924	MON	5h9	Edouard Médecin	-	1920
ETH	5h3	Legesse Beyene	23.63	1956	MOZ	5h7	Henrique Ferreira	21.87	1984
	5h4	Negousse Roba	23.89	1956	MRI	6	Stéphane Buckland	20.24	2004
FIJ	7q3	Anthony Moore	21.75	1976	MTN	7h9	Boubout Dieng	22.75	1992
FIN	8s1	Tommi Hartonen	20.88	2000	MYA	4h11	Pe Maung Sein	-	1948
FRA	3	Abdoulaye Seye	20.83	1960	NAM	2	Frankie Fredericks	20.13	1992
GAB	7q1	Antoine Boussombo	20.71	2000		2	Frankie Fredericks	19.68	1996
GAM	6q4	Jaysuma Saidu Ndure	20.73	2004	NCA	7q4	Armando Padilla	22.74	1976
GBR	2	Norman Pritchard (British India)	22.6	1900	NED	3	Martinus Osendarp	21.3	1936
	2	Walter Rangeley	21.9	1928	NGR	5	Olapade Adeniken	20.50	1992
	2	Allan Wells	20.21	1980	NIG	8h6	Boureima Kimba	22.49	1992
	2	Darren Campbell	20.14	2000	NOR	4s1	Oscar Guttormsen	-	1908
GEQ	5h9	Gustavo Envela	22.33	1988		4s1	Jaysuma Saidu Ndure	20.42	2012
GER	3	Helmut Körnig	21.9	1928	NZL	5	George Davidson	-	1920
GHA	5s2	Emmanuel Tuffuor	20.78	1992	OMA	5h9	Mohamed Al-Hooti	21.19	2000
<b>GRE</b>	<b>1</b>	<b>Kostás Kénteris</b>	<b>20.09</b>	<b>2000</b>	PAK	4s1	Abdul Khaliq	21.58	1956
GRN	6h7	Gabriel Simeon	22.09	1992	PAN	3	Lloyd LaBeach	21.5	1948
GUA	5h15	Julio Barillas	22.88	1952	PER	8s1	Fernando Acevedo	20.91	1968
GUI	7q4	Joseph Loua	21.01	1996	PHI	3h15	David Nepomuceno	-	1924
GUM	7h2	David Wilson	21.85	1996		3h5	Anselmo Gonzaga	22.7	1928
GUY	5s1	James Gilkes	20.87	1980		3h2	Bernabe Lovina	23.2	1948





COUNTRY	POSITION	NAME	MARK	YEAR	COUNTRY	POSITION	NAME	MARK	YEAR
GER	2	Karl-Friedrich Haas	47.12	1956	PAR	6h5	Augusto Stanley	47.21	2012
	2	Carl Kaufmann	45.08	1960	PHI	8q4	Isidro del Prado	46.71	1984
GHA	5s1	Samuel Bugri	45.92	1968	PLE	8h2	Bahaa Al-Farra	49.93	2012
GRE	8q4	Kyriakos Onissiforou	47.22	1972	PNG	8q3	Takale Tuna	47.48	1988
<b>GRN</b>	<b>1</b>	<b>Kirani James</b>	<b>43.94</b>	<b>2012</b>	POL	3	Andrzej Baderński	45.64	1964
GUA	6h8	Jeremias Stokes	53.81	1952	POR	3h3	Armando Cortesao	-	1912
GUI	6h4	Mohamed Diakite	49.59	1980	PUR	6s1	Ivan Rodríguez	47.86	1956
GUY	5h5	Clayton Glasgow	50.84	1960	QAT	7	Ibrahim Ismail	45.10	1992
	5h6	Winston George	46.86	2012	ROU	4h5	Francisc Nemeş	50.9	1936
HAI	4h4	Edouard Armand	-	1924	<b>RSA</b>	<b>1</b>	<b>Bevil Rudd</b>	<b>49.6</b>	<b>1920</b>
HKG	7h7	William Hill	48.7	1964	RUS	5s2	Maksim Dyldin	45.39	2012
HON	6h9	Jorge Fidel Ponce	51.11	1988	RWA	7h5	Emmanuel Rubayiza	49.20	1996
HUN	3s4	Ervin Szerelemhegyi	-	1912	SEN	4	Amadou Gakou	45.01	1968
INA	6h10	Elieser Wattedosi	47.10	1988	SEY	5h4	Regis Tranquille	49.34	1980
IND	4	Milkha Singh	45.73	1960	SLE	5h3	Jimmy Massallay	49.68	1980
IRI	8q2	Mohamed Reza Entezari	48.69	1972		5h1	Felix Sandy	46.82	1988
IRL	5s1	Jimmy Reardon	47.8	1948	SLO	7s2	Matija Šestak	46.54	2004
IRQ	8q4	Hussain Nasayyif	48.50	1980	SMR	7h2	Ivano Bucci	48.54	2008
ISL	6q5	Bjarni Stefánsson	46.92	1972	SOM	7h1	Ibrahim Okash	47.91	1984
ISR	5h5	Arie Gill-Glick	50.27	1952	SRI	5q2	Wickramsinghe Wimaladase	46.50	1972
	5h3	Donald Sanford	45.71	2012	STP	8h7	Naiel d'Almeida	49.08	2008
ISV	6s1	Tabarie Henry	45.19	2012	SUD	4s1	Rabah Yousif	45.13	2012
ITA	2s4	Emilio Lunghi	50.0	1912	SUI	dnf/final	Joseph Imbach	-	1924
IVB	5h1	Dean Greenaway	47.33	1984	SUR	7h6	Siegfried Cruden	50.07	1984
<b>JAM</b>	<b>1</b>	<b>Arthur Wint</b>	<b>46.30</b>	<b>1948</b>	SVK	6s1	Štefan Balošák	45.59	1996
	<b>1</b>	<b>George Rhoden</b>	<b>46.09</b>	<b>1952</b>	SWE	3	Nils Engdahl	49.9	1920
JPN	8	Susumu Takano	45.18	1992	SYR	5h5	Mohamed El Abed	50.47	1980
KAZ	7h3	Sergey Zaykov	47.12	2012	TAN	7s1	Claver Kamanya	46.22	1968
KEN	3	Julius Sang	44.92	1972	TCH	8s1	Karel Kolář (CZE)	46.11	1980
	3	Samson Kitur	44.24	1992	THA	5h8	Sompop Svadanandana	53.68	1952
KOR	4h8	Yoon Nam-Han	47.02	1988		5h4	Somsakdi Tongaram	53.61	1956
KSA	5s3	Hamdan Al-Bishi	45.59	2004		5h1	Aktawat Sakoolchan	46.78	1992
KUW	5h8	Mohamed Mobarak	49.61	1972	TOG	6h7	Adje-Adjeoda Vignon	47.43	1984
	5h6	Fawzi Al-Shammari	46.38	2000		6h3	Akossi Gnalo	51.46	1988
LAO	7h3	Pann Khemaniith	53.74	1980		6h3	Kossi Akoto	46.97	1992
LAT	5h5	Jānis Leitis	46.41	2012		6h1	Kossi Akoto	46.94	1996
LBA	5h5	Abdullah Ali	48.89	1988	TPE	4h5	Lee Po-Ting	49.69	1960
LBR	5h3	Thomas Nma	49.73	1972		4h4	Lin Kuang-Liang	48.18	1988
LCA	7h2	Ivan Jean-Marie	47.13	1996	TTO	2	Wendell Mottley	45.24	1964
LES	6h7	Henry Mohoanyane	48.39	1992	TUN	7q3	Sofiene Labidi	46.01	2000
LIB	7h5	Kassem Hamze	49.20	1972	TUR	4h10	Kemal Horulu	51.5	1948
	7h5	Maher Abbas	51.29	1988	UAE	6h6	Rached Al-Jirbi	48.71	1984
LTU	dnf/h2	Jonas Motiejūnas	-	2000	UGA	3	Davis Kamoga	44.53	1996
LUX	3h9	Jean Proess	52.6	1920	UKR	5h1	Vitaliy Butrym	47.62	2012
	3h17	Paul Hammer	53.1	1924	<b>URS</b>	<b>1</b>	<b>Viktor Markin (RUS)</b>	<b>44.60</b>	<b>1980</b>
MAD	6h9	Frederique Andrianaivo	48.72	1972	URU	5h4	Andrés Silva	46.34	2008
MAR	6s2	Benyouès Lahlou	45.49	1992	<b>USA</b>	<b>1</b>	<b>Thomas Burke</b>	<b>54.2</b>	<b>1896</b>
MAS	4h6	Manikavasagam Jegathesan	48.56	1960		<b>1</b>	<b>Maxie Long</b>	<b>49.4</b>	<b>1900</b>
MAW	6h8	Agripa Mwausega	49.12	1984		<b>1</b>	<b>Harry Hillman</b>	<b>49.2</b>	<b>1904</b>
MDV	8h4	Ahmed Shageef	50.61	1988		<b>1</b>	<b>Paul Pilgrim</b>	<b>53.2</b>	<b>1906</b>
	8h4	Mohamed Amir	50.35	1992		<b>1</b>	<b>Charles Reidpath</b>	<b>48.2</b>	<b>1912</b>
	8h4	Mohamed Amir	49.67	1996		<b>1</b>	<b>Ray Barbuti</b>	<b>47.8</b>	<b>1928</b>
MEX	5s2	Alejandro Cárdenas	45.64	2004		<b>1</b>	<b>Bill Carr</b>	<b>46.28</b>	<b>1932</b>
MKD	7h4	Kristijan Efremov	47.92	2012		<b>1</b>	<b>Archie Williams</b>	<b>46.5</b>	<b>1936</b>
MLI	7h8	Yaya Seyba	48.83	1988		<b>1</b>	<b>Charlie Jenkins</b>	<b>46.85</b>	<b>1956</b>
MOZ	4h8	Leonardo Loforte	47.07	1984		<b>1</b>	<b>Otis Davis</b>	<b>45.07</b>	<b>1960</b>
MRI	=4s1	Eric Milazar	45.23	2004		<b>1</b>	<b>Mike Larrabee</b>	<b>45.15</b>	<b>1964</b>
MTN	7h8	Samba Fall	50.91	1992		<b>1</b>	<b>Lee Evans</b>	<b>43.86</b>	<b>1968</b>
	7h3	Youba Ould Mohamed	49.18	2004		<b>1</b>	<b>Vince Matthews</b>	<b>44.66</b>	<b>1972</b>
MYA	8h4	Zaw Win Thet	50.07	2012		<b>1</b>	<b>Alonzo Babers</b>	<b>44.27</b>	<b>1984</b>
NCA	7h3	Francisco Menocal	49.14	1968		<b>1</b>	<b>Steve Lewis</b>	<b>43.87</b>	<b>1988</b>
NED	4s1	Adriaan Paulen	48.2	1924		<b>1</b>	<b>Quincy Watts</b>	<b>43.50</b>	<b>1992</b>
NEP	8h7	Pushpa Raj Ojha	52.12	1984		<b>1</b>	<b>Michael Johnson</b>	<b>43.49</b>	<b>1996</b>
NGR	5	Innocent Egbunike	44.72	1988		<b>1</b>	<b>Michael Johnson</b>	<b>43.84</b>	<b>2000</b>
NOR	4s2	Charles Hoff	48.8	1924		<b>1</b>	<b>Jeremy Wariner</b>	<b>44.00</b>	<b>2004</b>
NZL	6q4	Barry Robinson	48.44	1960		<b>1</b>	<b>LaShawn Merritt</b>	<b>43.75</b>	<b>2008</b>
OMA	8	Mohammed Al-Malky	45.03	1988	VAN	7h2	Baptiste Firiarn	51.77	1988
PAK	8q1	Muhammed Sadiq	48.0	1964		7h5	Baptiste Firiarn	48.98	1992
PAR	6h6	Francisco Rojas	47.46	1972	VEN	7s2	Alberth Bravo	46.22	2012

COUNTRY	POSITION	NAME	MARK	YEAR	COUNTRY	POSITION	NAME	MARK	YEAR
VIN	6s2	Eswort Coombs	45.36	1996	<b>GBR</b>	<b>1</b>	<b>Alfred Tysoe</b>	<b>2:01.2</b>	<b>1900</b>
YUG	5q1	Zvonko Sabolović (SRB)	49.5	1948	<b>1</b>	<b>Albert Hill</b>	<b>1:53.4</b>	<b>1920</b>	
	5q4	Josip Alebić (CRO)	46.94	1976	<b>1</b>	<b>Douglas Lowe</b>	<b>1:52.4</b>	<b>1924</b>	
YEM	8h7	Anwar Ali	50.81	1996	<b>1</b>	<b>Douglas Lowe</b>	<b>1:51.8</b>	<b>1928</b>	
	8h8	Bashir Al-Khewani	49.72	2000	<b>1</b>	<b>Tommy Hampson</b>	<b>1:49.70</b>	<b>1932</b>	
	8h5	Saeed Al-Ahthrai	49.39	2004	<b>1</b>	<b>Steve Ovett</b>	<b>1:45.40</b>	<b>1980</b>	
ZAM	8s2	Davison Lishebo	45.97	1984	GBS	7h3	Fernando Arlete	2:00.07	1996
ZIM	=4s1	Lewis Banda	45.23	2004	GEQ	7h7	Bartelome Esono	2:17.29	1984
						7h5	Emiliano Buale	1:58.95	1992
						7h7	Benjamin Enzema	1:57.47	2012
<b>800 Metres</b>					<b>GER</b>	<b>1</b>	<b>Nils Schumann</b>	<b>1:45.08</b>	<b>2000</b>
ALG	3	Djabir Saïd-Guerni	1:45.16	2000	GHA	4s2	Kennedy Osei	1:46.20	1992
AND	7h8	Josep Graells	1:53.34	1988	GRE	3	Dimitrios Golemis	2:28.0	1896
ANG	5h5	João N'Tyamba	1:48.54	1992	GRN	7h1	Samuel Sawny	1:53.08	1984
ANT	5h9	Dale Jones	1:49.31	1988	GUA	6h3	Alberto López	1:54.19	1984
	5h6	Dale Jones	1:50.43	1992	GUI	5h6	Sekou Camara	1:58.9	1980
ARG	7	Juan Anderson	-	1936		5h4	Mohamed Sy Savane	1:51.80	1992
<b>AUS</b>	<b>1</b>	<b>Edwin Flack</b>	<b>2:11.0</b>	<b>1896</b>	GUM	7h1	Derek Mandell	1:58.94	2012
	<b>1</b>	<b>Ralph Doubell</b>	<b>1:44.40</b>	<b>1968</b>	GUY	5q2	Ralph Gomez	1:52.47	1960
AUT	5s2	Rudolf Klaban	1:47.4	1964	HAI	5h8	Jean-Marc Destine	1:48.92	1996
AZE	7h1	Alibay Shukurov	1:51.11	2004	HKG	7h6	Patrick Field	1:54.0	1964
BAN	6h8	Hossain Milzer	1:51.16	1988	HUN	2	Nándor Dáni	2:11.8	1896
BAR	5h7	Milton Browne	1:47.63	2000	IND	7	Sri Ram Singh	1:45.77	1976
BDI	4s2	Arthémon Hatungimana	1:44.92	1996	IRI	5s2	Sadjad Moradi	1:46.08	2008
BEL	2	Roger Moens	1:46.55	1960	IRL	5s2	Norman MacEachern	1:58.3	1924
	2	Ivo Van Damme	1:43.86	1976		5s1	Frank Murphy	1:49.15	1972
BEN	6h5	Adam Assimi	1:59.9	1980		5s3	David Matthews	1:47.83	1996
BER	5h4	Michael Watson	1:50.16	1988	IRQ	5h6	Adnan Taees Akkar	1:47.83	2012
BIH	7h3	Jasmin Salihović	1:49.59	2004	ISL	5h3	Óskar Jónsson	1:55.4	1948
BIZ	dq/h7	John Palacio	-	1992		5h6	Svavar Markússon	1:52.88	1960
BLR	7s2	Pavel Pelepyagin	1:50.37	2000	ISR	4h7	Mark Handelsman	1:47.90	1984
BOH	=4h3	Ondrej Pukl	-	1900	ITA	2	Emilio Lunghi	1:54.2	1908
BOL	7h6	Fadrique Iglesias	1:50.57	2008		2	Mario Lanzi	1:53.3	1936
BOT	2	Nijel Amos	1:41.73	2012	IVB	5h7	Jeremy Molyneaux	1:53.23	1984
<b>BRA</b>	<b>1</b>	<b>Joaquim Cruz</b>	<b>1:43.00</b>	<b>1984</b>	JAM	2	Arthur Wint	1:49.6	1948
BRN	5	Youssef Saäd Kamel	1:44.95	2008		2	Arthur Wint	1:49.63	1952
BUL	3s3	Binko Kolev	1:47.25	1980	JOR	5h4	Mouteb Al-Faouri	1:53.89	1984
BWI	3	George Kerr	1:47.25	1960	JPN	6s1	Yoshitaka Muroya	1:54.68	1956
CAF	6h5	Zacharia Maidjida	1:50.41	1992		6s1	Mamoru Morimoto	1:47.7	1964
CAM	8h2	Kieng Samorn	1:55.26	2012	KAZ	6h4	Mikhail Kolganov	1:47.36	2004
CAN	2	Alex Wilson	1:49.9	1932	<b>KEN</b>	<b>1</b>	<b>Paul Ereng</b>	<b>1:43.45</b>	<b>1988</b>
	2	Bill Crothers	1:45.6	1964		<b>1</b>	<b>William Tanui</b>	<b>1:43.66</b>	<b>1992</b>
CGO	6h1	Brice Samba	1:51.75	1992		<b>1</b>	<b>Wilfred Bungei</b>	<b>1:44.65</b>	<b>2008</b>
CHA	6s3	Ahmed Issa	1:49.4	1964		<b>1</b>	<b>David Rudisha</b>	<b>1:40.91</b>	<b>2012</b>
CHI	5q3	Pablo Squella	1:46.45	1988	KGZ	5h6	Boris Kaveshnikov	1:48.88	1996
CHN	5h3	Li Xiangyu	1:48.44	2008	KOR	3h1	Lee Jin-Il	1:48.68	1992
COD	8h1	Ilunga Kafila	1:57.73	1992		3h1	Lee Jae-Hoon	1:46.24	2004
COK	8h9	William Taramai	1:58.80	1988	KSA	6s1	Mohamed Al-Salhi	1:47.14	2008
COL	4h6	Rafith Rodríguez	1:47.70	2012	KUW	8s1	Mohamed Al-Azimi	1:47.65	2008
<b>CUB</b>	<b>1</b>	<b>Alberto Juantorena</b>	<b>1:43.50</b>	<b>1976</b>	LAO	6h6	Vongdeane Phongsavanh	2:05.5	1980
CYP	5h1	Spyros Spyrou	1:49.84	1988	LAT	4s3	Einārs Tupurītis	1:46.41	1996
CZE	3h3	Pavel Soukup	1:47.67	1996	LBA	4h5	Salem El Margini	1:50.0	1980
	3h6	Jakub Holuša	1:48.19	2008	LBR	6h1	George Johnson	1:56.04	1960
DEN	2	Wilson Kipketer	1:45.14	2000		6h3	Robert True	1:48.79	2000
DMA	6h3	Cedric Harris	1:51.46	1996	LES	7h1	Kenneth Hlasa	1:56.1	1980
DOM	6h2	Francisco Solis	1:55.56	1976	LIB	7h6	Kassem Hamze	1:52.54	1972
ECU	7h2	Leopoldo Acosta	1:54.06	1984		7h5	Maher Abbas	1:53.76	1988
	7h9	Byron Piedra	1:48.42	2004		7h2	Bassam Kawas	1:58.71	1992
EGY	8s2	Mohamed Ahmed Hamada	1:48.18	2012	LIE	5h3	Günther Hasler	1:48.83	1976
ESA	8h4	Alfredo Cubias	2:08.72	1968	LTU	6h2	Mindaugas Norbutas	1:47.38	2004
ESP	3s1	Antonio Manuel Reina	1:46.17	2004		6h3	Vitalij Kozlov	1:48.96	2008
EST	6h4	Johannes Villemson	-	1920	LUX	6s1	Josy Barthel	1:54.8	1948
ETH	6	Mohammed Aman	1:43.20	2012	MAD	6h1	Edouard Rasoanaivo	1:50.79	1972
FIJ	7h2	Lui Muavesi	1:54.48	1988		6h3	Tisbite Rakotoarisoa	1:50.5	1980
	7h2	Isireli Naikelekelevesi	1:49.61	2000		6h1	Joseph Rakotoarimanana	1:47.33	1996
	7h5	Isireli Naikelekelevesi	1:49.08	2004	MAR	3	Saïd Aouita	1:44.06	1988
FIN	5s3	Gösta Jansson	1:59.5	1924	MAS	4h2	Ramasamy Subramaniam	1:50.87	1968
FRA	3	Marcel Hansenne	1:50.1	1948	MAW	6h5	Isaac Ganunga	1:51.25	1984
GAM	7h9	Peter Ceesay	1:55.35	1984		6h3	Kenneth Dzekedzeke	1:50.60	1988
	7h6	Momodou Bello	1:55.57	1988					

COUNTRY	POSITION	NAME	MARK	YEAR	COUNTRY	POSITION	NAME	MARK	YEAR
MDA	7h8	Vitalie Cerches	1:52.15	2000	UAE	6h4	Ibrahim Aziz	1:54.86	1984
MDV	7h5	Naseer Ismail	1:56.67	2000	UGA	7s3	Abraham Chepkirwok	1:49.16	2008
MEX	5h8	Guillermo Amparan	-	1924	UKR	4s1	Ivan Heshko	1:46.66	2004
	5h8	Lucilo Iturbe	-	1928	URS	2	Yevgeniy Arzhanov (UKR)	1:45.89	1972
	5h3	Alfonso García	-	1928	<b>USA</b>	<b>1</b>	<b>James Lightbody</b>	<b>1:56.0</b>	<b>1904</b>
	5h3	Roberto Silva	1:50.49	1968		<b>1</b>	<b>Paul Pilgrim</b>	<b>2:01.5</b>	<b>1906</b>
	5h3	Mauricio Hernández	1:49.03	1988		<b>1</b>	<b>Mel Sheppard</b>	<b>1:52.8</b>	<b>1908</b>
MGL	7h2	Dulam Amarsanaa	1:56.3	1964		<b>1</b>	<b>Ted Meredith</b>	<b>1:51.9</b>	<b>1912</b>
MKD	5h1	Vanco Stojanov	1:47.71	2000		<b>1</b>	<b>John Woodruff</b>	<b>1:52.9</b>	<b>1936</b>
MLI	6h5	Moussa Camara	1:51.36	2012		<b>1</b>	<b>Mal Whitfield</b>	<b>1:49.3</b>	<b>1948</b>
MON	7h5	Emile Barral	-	1920		<b>1</b>	<b>Mal Whitfield</b>	<b>1:49.34</b>	<b>1952</b>
MOZ	6h1	Andre Titos	1:51.73	1984		<b>1</b>	<b>Tom Courtney</b>	<b>1:47.75</b>	<b>1956</b>
MTN	6h2	Sherif Baba Aidara	1:56.41	1992		<b>1</b>	<b>Dave Wottle</b>	<b>1:45.86</b>	<b>1972</b>
MYA	6h7	Jimmy Crampton	1:54.2	1972	UZB	8h4	Erkin Isakov	1:48.28	2004
NCA	7h2	Francisco Menocal	1:58.64	1972	VAN	7h3	Baptiste Firiham	1:57.96	1992
	7h5	Edgard Cortés	1:58.99	2012		7h4	Kayless Tavakalo	1:55.07	1996
NED	7	Adriaan Paulen	1:56.4	1920	VEN	4s3	William Wuycke	1:47.38	1980
NEP	8h1	Jodha Gurung	1:56.72	1984	VIE	7h4	Nguyen Dinh Cuong	1:52.06	2008
NGR	5h5	Ado Maude	1:50.48	1988	VIN	5h2	Eversley Linley	1:52.49	1992
NIG	dq/h7	Moussa Daweye	(1:52.08)	1984	YEM	6h6	Fahmi Abdul Wahab (YAR)	1:55.24	1988
<b>NOR</b>	<b>1</b>	<b>Vebjørn Rodal</b>	<b>1:42.58</b>	<b>1996</b>	YUG	6	Luciano Sušanj (CRO)	1:45.75	1976
<b>NZL</b>	<b>1</b>	<b>Peter Snell</b>	<b>1:46.48</b>	<b>1960</b>	ZAM	5h7	Benson Mulomba	1:53.38	1972
	<b>1</b>	<b>Peter Snell</b>	<b>1:45.1</b>	<b>1964</b>		5h4	Archfel Musango	1:51.6	1980
OMA	7h8	Barakat Al-Sharji	2:00.38	1984	ZIM	5s2	Savieri Ngidhi	1:46.78	1996
	7h1	Mansoor Al-Bulushi	1:51.03	1988					
	7h6	Abdulla Al-Anbari	1:50.72	1992					
PAK	5h3	Aurang Zeb	1:56.3	1952					
	5h4	Abdullah Khan	1:52.71	1956	<b>1500 Metres</b>				
	5h6	Syed Meesaq Rizvi	1:51.29	1984	<b>ALG</b>	<b>1</b>	<b>Noureddine Morceli</b>	<b>3:35.78</b>	<b>1996</b>
PAN	5h8	Donaldo Arza	1:51.2	1972		<b>1</b>	<b>Taoufik Makhloufi</b>	<b>3:34.08</b>	<b>2012</b>
PAR	6h1	Porfirio Méndez	1:50.72	1988	AND	11h4	Josep Graells	3:52.68	1988
PER	6h2	Carlos Marcenaro	2:00.8	1936	ANG	7h2	João N'Tyamba	3:39.54	1992
	6h2	Antero Mongrut	1:58.7	1948	ANT	7h2	Dale Jones	3:55.65	1984
PLE	8h8	Abdel Salam Al-Dabajy	1:53.86	2004	ARG	5h3	Serafín Dengra	-	1928
PNG	8h4	John Siguria	1:56.12	1988		5h4	Leopoldo Ledesma	-	1928
POL	4	Kazimierz Kucharski	1:53.8	1936		5h1	Hermenogildo de Rosso	4:06.0	1932
POR	5s2	Alvaro Silva	1:45.12	1988		5h3	Melchor Palmeiro	4:01.6	1948
PUR	4h2	Wesley Vázquez	1:46.45	2012	<b>AUS</b>	<b>1</b>	<b>Edwin Flack</b>	<b>4:33.2</b>	<b>1896</b>
QAT	7s2	Musaab Bala	1:47.52	2012		<b>1</b>	<b>Herb Elliott</b>	<b>3:35.6</b>	<b>1960</b>
ROU	4h5	Gheorghe Ghipu	1:50.06	1972	AUT	6	Hermann Wraschtil	-	1900
RSA	2	Hezekiel Sepeng	1:42.74	1996	BDI	6h5	Dieudonné Kwizéra	3:41.45	1996
	2	Mbulaeni Mulaudzi	1:44.61	2004	BEL	2	Ivo Van Damme	3:39.27	1976
<b>RUS</b>	<b>1</b>	<b>Yuriy Borzakovskiy</b>	<b>1:44.45</b>	<b>2004</b>	BEN	11h2	Demien Degboe	4:15.3	1980
RWA	6h7	Jean-Marie Rudasingwa	1:53.23	1984	BER	10h1	Michael Watson	3:46.49	1988
	6h5	Eulucane Ndagijimana	1:52.08	1988	BIZ	dnf/h3	Ian Gray	-	1992
SAM	6h5	Aunese Curreen	1:47.45	2008	BOT	10s2	Mbiganyi Thee	3:42.62	1988
SEN	3s3	Babacar Niang	1:46.95	1992	BRA	8s1	Hudson de Souza	3:41.00	2000
SEY	7h6	Philip Sinon	2:04.89	1984	BRN	7	Belal Mansour Ali	3:35.23	2008
SLE	5h8	Prince Amara	1:51.76	1992	BRU	13h3	Jimmy Anak Ahar	4:14.11	2004
SMR	6h7	Manlio Molinari	1:56.08	1996	BUL	6h5	Lyuben Karastoyanov	-	1924
SOL	6h8	Charlie Oliver	1:53.22	1984	CAF	11h1	Zacharia Maidjida	3:55.72	1992
SOM	8s2	Ibrahim Okash	1:46.62	1988	CAN	3	Phil Edwards	3:52.8	1932
SUD	2	Ahmed Ismail	1:44.70	2008	CHA	8s2	Ahmed Issa	3:53.26	1968
SUI	2	Paul Martin	1:52.5	1924	CHI	dnf/s2	Jorge Grosser	-	1968
SUR	8s1	Tommy Asinga	1:46.78	1992	CHN	9h2	Duan Xiuquan	3:44.88	1988
SVK	5h2	Jozef Repčík	1:48.64	2008	CIV	7h1	Denos Adjima Beche	3:53.5	1964
SWE	2	Erik Byléhn	1:52.8	1928	CMR	9h7	Esaie Fongang	3:54.47	1972
SWZ	3h4	Sipho Dlamini	1:48.70	1992	COD	10h4	Kaleka Mutoke	3:53.71	1992
SYR	6h4	Mohamed Makhlof	1:52.3	1980	COL	11h3	Emilio Torres	-	1936
TAN	6s2	Samuel Mwera	1:46.29	2004	CRO	7s1	Branko Zorko	3:39.71	1992
TCH	5	Jozef Plachý (SVK)	1:45.99	1968	CUB	6h5	Luis Medina	3:42.71	1976
THA	7h6	Boongak Kwancharoen	2:12.6	1952	CYP	10s1	Spyros Spyrou	3:43.49	1988
	7h8	Somsakdi Tongaram	1:57.24	1960	CZE	12s2	Michal Šneberger	3:47.03	2004
TKM	6h1	Nazar Begliyev	1:49.64	2004	DEN	5	Christian Christensen	4:11.0	1900
TOG	7h4	Roger Kangni	1:52.09	1972	DJI	7h4	Egueh Houssein Djama	3:44.13	1992
TPE	7h3	Lin Kuang-Liang	1:52.95	1988	DMA	8h1	Steve Agar	3:43.02	1996
TTO	8	Benedict Guettaya	1:54.40	1968	DOM	10h2	Miguel Nunez	4:23.67	1968
TUN	7s2	Mansour Cayetta	1:49.75	1972	ECU	12h3	Byron Piedra	3:45.57	2008
TUR	7q4	Ekrem Koçak	1:52.66	1960	EGY	4h1	Mohamed El Sayed	-	1924
					ERI	9h2	Hais Welday	3:45.06	2008
					ESA	10h3	Alfredo Cubias	4:32.58	1968

COUNTRY	POSITION	NAME	MARK	YEAR	COUNTRY	POSITION	NAME	MARK	YEAR
<b>ESP</b>	<b>1</b>	<b>Fermin Cacho</b>	<b>3:40.12</b>	<b>1992</b>	NCA	9h2	Francisco Menocal	4:12.47	1976
EST	5h3	Aleksander Antson	-	1924	NED	3	Willem Slijkhuis	3:50.4	1948
ETH	6	Daniel Zegeye	3:36.78	2000	NEP	15h4	Hari Bahadur Rokaya	4:01.17	1988
	6	Mekonnen Gebremedhine	3:35.44	2012	NGR	9h6	Jaiye Abidoye	3:48.8	1972
FIJ	13h3	Moses Zarak Khan	4:03.20	1988	NIG	9h4	Adamou Allassane	3:56.43	1984
<b>FIN</b>	<b>1</b>	<b>Paavo Nurmi</b>	<b>3:53.6</b>	<b>1924</b>	NOR	5	Henrik Ingebrigtsen	3:35.43	2012
	<b>1</b>	<b>Harri Larva</b>	<b>3:53.2</b>	<b>1928</b>	<b>NZL</b>	<b>1</b>	<b>Jack Lovelock</b>	<b>3:47.8</b>	<b>1936</b>
	<b>1</b>	<b>Pekka Vasala</b>	<b>3:36.33</b>	<b>1972</b>	<b>1</b>	<b>Peter Snell</b>	<b>3:38.1</b>	<b>1964</b>	
FRA	2	Henri Deloge	4:07.0	1900	<b>1</b>	<b>John Walker</b>	<b>3:39.17</b>	<b>1976</b>	
	2	Jules Ladoumègue	3:53.8	1928	OMA	8h1	Amer Al-Sharji	4:12.76	1984
	2	Michel Jazy	3:38.4	1960	PAK	7h4	Muhammed Younis	3:44.06	1972
GAM	13s1	Baba Njie	4:13.52	1992	PAN	5h1	Donaldo Arza	3:41.73	1972
<b>GBR</b>	<b>1</b>	<b>Charles Bennett</b>	<b>4:06.2</b>	<b>1900</b>	PAR	12h2	Ramon López	3:53.31	1988
	<b>1</b>	<b>Arnold Jackson</b>	<b>3:56.8</b>	<b>1912</b>	PER	10h4	Francisco Valdez	-	1936
	<b>1</b>	<b>Albert Hill</b>	<b>4:01.8</b>	<b>1920</b>	PNG	15h3	John Siguria	4:07.04	1988
	<b>1</b>	<b>Sebastian Coe</b>	<b>3:38.40</b>	<b>1980</b>	POL	6	Witold Baran	3:40.3	1964
	<b>1</b>	<b>Sebastian Coe</b>	<b>3:32.53</b>	<b>1984</b>	POR	3	Rui Silva	3:34.68	2004
GEQ	10h6	Diosdado Lozano	4:34.71	1984	PUR	5h4	Antonio Colón	3:43.51	1976
GER	2	Klaus Richtzenhain	3:42.02	1956	QAT	3	Mohamed Suleiman	3:40.69	1992
GHA	10h4	Billy Fordjour	4:08.24	1972	ROU	5	Zoltán Vamos	3:40.8	1960
GRE	=5	Angelos Fetsis	-	1896	RSA	6	Juan van Deventer	3:34.77	2008
	=5	Dimítrios Golemis	-	1896	RUS	10s2	Yegor Nikolayev	3:37.28	2012
	=5	Konstadínos Karakatsanis	-	1896	RWA	8h6	Jean-Marie Rudasingwa	3:57.62	1984
	=5	Dimitri Tombroff	-	1896	SEN	9h1	Daniel Andrade	3:59.2	1972
GUA	9h1	Julio Quevedo	4:03.13	1968	SEY	9h6	Philip Sinon	4:25.80	1984
	9h5	Hugo García	3:57.59	1984	SLE	10h2	George Branche	4:03.9	1980
GUI	9h3	Mohamed Sy Savane	3:51.96	1992	SOL	12h5	Selwyn Kole	4:03.44	1996
GUM	12h3	Neil Weare	4:05.86	2004	SOM	6	Abdi Bile	3:38.03	1996
GUY	dnf/h2	Oslan Barr	-	1984	SRB	6h2	Goran Nava	3:42.92	2008
HAI	8h4	Emmanuel Saint-Hilaire	4:23.41	1976	SUD	8	Omer Khalifa	3:37.11	1984
HKG	12h4	Patrick Field	4:02.6	1964	SUI	2	Willy Schärer	3:55.0	1924
HON	11h1	Emilio Barahona	4:56.08	1968	SUR	10h4	Tito Rodriguez	4:02.87	1984
HUN	3	István Rózsavölgyi	3:39.2	1960	<b>SWE</b>	<b>1</b>	<b>Henry Eriksson</b>	<b>3:49.8</b>	<b>1948</b>
IND	5h2	Pala Singh	-	1924	SWZ	8h4	Sipho Dlamini	3:46.33	1992
IRI	8h2	Esmail Yazdanpanah	3:54.8	1964	SYR	10h4	Mohamed Makhoulouf	4:00.3	1980
<b>IRL</b>	<b>1</b>	<b>Ron Delany</b>	<b>3:41.49</b>	<b>1956</b>	TAN	10s1	James Igohe	3:41.57	1984
IRQ	13h3	Kassim Mukhtar	4:00.33	1960	TCH	2	Josef Odložil (CZE)	3:39.6	1964
ISL	6h3	Óskar Jónsson	4:03.2	1948	THA	10h6	Stit Leangtanom	4:32.6	1952
ISR	6h4	Mark Handelsman	3:45.05	1984		10h2	Tira Klai-Angtong	4:08.7	1964
<b>ITA</b>	<b>1</b>	<b>Luigi Beccali</b>	<b>3:51.2</b>	<b>1932</b>	TTO	9h2	Wilfred Tull	-	1948
JAM	5h3	Gawain Guy	3:52.04	1984	TUN	8	Ali Hakimi	3:38.19	1996
JOR	8h3	Mouteb Al-Faouri	3:59.85	1984	TUR	8	İlham Tanui Özbilen	3:36.72	2012
JPN	6h4	Saburo Hasumi	-	1920	UAE	10h1	Mohamed Amer	3:48.08	1992
	6h2	Kiyoshi Nakamura	4:04.8	1936	UGA	6s1	Julius Achon	3:40.32	2000
<b>KEN</b>	<b>1</b>	<b>Kip Keino</b>	<b>3:34.91</b>	<b>1968</b>	UKR	5	Ivan Heshko	3:35.82	2004
	<b>1</b>	<b>Peter Rono</b>	<b>3:35.96</b>	<b>1988</b>	URS	8	Vladimir Panteley (UKR)	3:40.24	1972
	<b>1</b>	<b>Noah Ngeny</b>	<b>3:32.07</b>	<b>2000</b>	<b>USA</b>	<b>1</b>	<b>James Lightbody</b>	<b>4:05.4</b>	<b>1904</b>
	<b>1</b>	<b>Asbel Kiprop</b>	<b>3:33.11</b>	<b>2008</b>	<b>1</b>	<b>James Lightbody</b>	<b>4:12.0</b>	<b>1906</b>	
KOR	8h1	Kim Bong-joo	3:40.73	1992	<b>1</b>	<b>Mel Sheppard</b>	<b>4:03.4</b>	<b>1908</b>	
KSA	dq/s1	Mohamed Shaween	(3:43.39)	2012	VAN	11h1	Tawai Keiruan	4:02.78	1996
KUW	8h1	Khaled Khalifa	3:57.55	1980	VEN	7h1	Filemón Camacho	4:18.0	1952
LAO	12h1	Khambieng Khamiar	4:04.82	1992	VIE	10h3	Quang Khai Le	4:06.8	1980
LAT	8h2	Dmitrijs Jurkevičs	3:41.40	2012	YEM	11h2	Awad Saleh Nasser	3:51.89	1992
LBA	9h4	Marzouq Mabrouk	3:54.21	1980	YUG	9	Dragan Zdravković (SRB)	3:43.05	1980
LBR	10h5	Edward Kar	4:21.41	1972	ZAM	8h3	Archfel Musango	3:53.62	1980
LES	7h1	Mopeli Molapo	3:55.50	1980		8h4	Archfel Musango	3:46.99	1984
LIB	11h3	Bassam Kawas	4:17.40	1992	ZIM	9s2	Philimon Hanneck	3:38.09	1992
LIE	7h2	Günther Hasler	3:39.94	1976					
<b>LUX</b>	<b>1</b>	<b>Josy Barthel</b>	<b>3:45.28</b>	<b>1952</b>	<b>5000 Metres</b>				
MAD	8h6	Edouard Rasoanaivo	3:48.45	1972	ALG	2	Ali Saïdi-Sief	13:36.20	2000
<b>MAR</b>	<b>1</b>	<b>Hicham El Guerrouj</b>	<b>3:34.18</b>	<b>2004</b>	ANG	11h2	Bernardo Manuel	14:51.34	1980
MAS	7h6	Batulamai Rajakumar	3:55.19	1984	ARG	10h1	Julio César Gómez	14:28.48	1984
MAW	8h5	Isaac Ganunga	3:53.86	1984	AUS	5	Albie Thomas	14:05.03	1956
MDV	12h3	Hussain Riyaz	4:15.14	1996		5	Dave Power	13:52.38	1960
MEX	6h3	Pedro Ortiz	4:18.0	1932		5	Ron Clarke	14:12.45	1968
	6h3	José Neri	3:47.88	1968	AUT	6	Dietmar Millonig	13:23.25	1980
MOZ	9h1	Vicente Santos	3:58.67	1980	AZE	9	Hayle Ibrahimov	13:45.37	2012
MTN	14h3	Sidi Mohamed Ould Bidjel	4:03.74	2000	BAR	11h2	Leo Garnes	15:21.95	1992
MYA	10h7	Jimmy Crampton	4:06.9	1972	<b>BDI</b>	<b>1</b>	<b>Vénuste Niyongabo</b>	<b>13:07.96</b>	<b>1996</b>

COUNTRY	POSITION	NAME	MARK	YEAR	COUNTRY	POSITION	NAME	MARK	YEAR
<b>BEL</b>	<b>1</b>	<b>Gaston Reiff</b>	<b>14:17.6</b>	<b>1948</b>	MAR	<b>1</b>	<b>Hicham El Guerrouj</b>	<b>13:14.39</b>	<b>2004</b>
BEN	12h3	Amadou Alimi	15:44.0	1980	MAW	11h1	George Mambosasa	14:48.08	1984
BIZ	12h2	Eugene Muslar	15:05.78	1984	MEX	4	Juan Maximo Martínez	14:10.76	1968
BOL	14h4	Policarpio Calizaya	15:02.02	1992	MOZ	11h3	Pedro Mulomo	15:11.9	1980
BOT	9h4	Zachariah Ditetso	13:54.88	1992	MTN	11h1	Sidi Ahmed Ould Ahmedou	15:29.16	1996
BRA	7h1	José da Silva	14:03.44	1984	MYA	14h1	Soe Min Thu	15:50.56	2008
BRN	9h1	Aadam Ismail Khamis	13:44.76	2008	NED	3	Willem Slijkhuis	14:26.8	1948
BUL	8	Evgeni Ignatov	13:26.41	1988	NEP	11h1	Laxaman Basnet	16:11.7	1980
CAF	12h4	Ernest Ndjissipou	14:40.12	1992	NOR	7	Per Halle	13:34.38	1972
CAN	6	Alex Decoteau	-	1912	<b>NZL</b>	<b>1</b>	<b>Murray Halberg</b>	<b>13:43.76</b>	<b>1960</b>
CHA	14h1	Yeski Moli Youssouf	15:29.25	1992	PAK	12h4	Mubarak Shah	15:43.0	1960
CHN	9h2	Lou Wengau	-	1948	PAR	13h3	Ramon López	15:16.64	1984
CMR	10h1	Esau Ade	15:19.6	1972	PER	10h4	Roger Soler	14:28.26	1984
COD	12h4	Masini Situ Kumbanza	15:02.52	1984	PHI	13h2	Benjamin Silva-Netto	17:10.15	1968
COL	8h2	Domingo Tibaduiza	13:49.49	1976	PLE	13h2	Nader Abdullah Al-Massri	14:41.10	2008
CPV	21h2	Rubén Sanca	14:35.19	2012	PNG	11h2	John Kokinai	14:58.33	1976
CRC	10h2	José Luis Molina	14:09.22	1992	POL	3	Kazimierz Zimny	13:45.09	1960
DEN	8	Thyge Thøgersen	14:21.81	1956	POR	3	Antonio Leitão	13:09.20	1984
DJI	13	Mumin Gala	13:50.26	2012	QAT	8	James Kwalia	13:23.48	2008
DOM	14h2	Ruddy Cornielle	17:16.77	1984	ROU	4h1	Andrei Barabas	14:00.2	1964
ECU	12h3	Luis Tipan	14:52.43	1984	RSA	11s2	Shadrack Hoff	14:16.14	1996
EGY	9h3	Ali Mahgoub	-	1920	RUS	4h3	Mikhail Nikolskiy	17:21.7	1912
ERI	7	Zersenay Tadese	13:24.31	2004	RWA	11h4	Seraphin Mugabo	14:25.97	1992
ESP	7	Enrique Molina	13:12.91	1996	SIN	11h1	Pehind Suppiah	15:36.6	1972
<b>ETH</b>	<b>1</b>	<b>Miruts Yifter</b>	<b>13:20.91</b>	<b>1980</b>	SOM	12h3	Abdinasir Said Ibrahim	14:21.58	2008
	<b>1</b>	<b>Million Wolde</b>	<b>13:35.49</b>	<b>2000</b>	SRI	12h3	Ranatunge Karunananda	16:22.2	1964
	<b>1</b>	<b>Kenenisa Bekele</b>	<b>12:57.82</b>	<b>2008</b>	SUD	9h2	Musa Gouda	13:59.41	1984
FIJ	13h5	Usaia Sotutu	15:24.2	1972	SUI	2	Markus Ryffel	13:07.54	1984
<b>FIN</b>	<b>1</b>	<b>Hannes Kolehmainen</b>	<b>14:36.6</b>	<b>1912</b>	SVK	12s1	Miroslav Vanko	13:51.45	1996
	<b>1</b>	<b>Paavo Nurmi</b>	<b>14:31.2</b>	<b>1924</b>	SWE	3	Eric Backman	15:13.0	1920
	<b>1</b>	<b>Ville Ritola</b>	<b>14:38.0</b>	<b>1928</b>		3	Edvin Wide	15:01.8	1924
	<b>1</b>	<b>Lauri Lehtinen</b>	<b>14:29.91</b>	<b>1932</b>		3	Edvin Wide	14:41.2	1928
	<b>1</b>	<b>Gunnar Höckert</b>	<b>14:22.2</b>	<b>1936</b>		3	Henry Jonsson	14:29.0	1936
	<b>1</b>	<b>Lasse Viren</b>	<b>13:26.42</b>	<b>1972</b>	SWZ	9h3	Isaac Simelane	14:00.44	1992
	<b>1</b>	<b>Lasse Viren</b>	<b>13:24.76</b>	<b>1976</b>	SYR	12h2	Saleh El Ali	15:08.2	1980
<b>FRA</b>	<b>1</b>	<b>Joseph Guillemot</b>	<b>14:55.6</b>	<b>1920</b>	TAN	2	Suleiman Nyambui	13:21.60	1980
<b>GBR</b>	<b>1</b>	<b>Mohamed Farah</b>	<b>13:41.66</b>	<b>2012</b>	<b>TCH</b>	<b>1</b>	<b>Emil Zátopek (CZE)</b>	<b>14:06.72</b>	<b>1952</b>
GEQ	19h1	Manuel Rondo	16:44.13	1988	THA	11h3	Somnuek Srisombati	15:32.6	1960
<b>GER</b>	<b>1</b>	<b>Dieter Baumann</b>	<b>13:12.52</b>	<b>1992</b>		11h3	Serm Sak Keocanta	16:08.8	1964
GRE	6h3	Aléxandros Kranis	-	1920	TTO	10h1	Mannie Ramjohn	-	1948
GUA	9h3	Julio Quevedo	15:23.03	1968	<b>TUN</b>	<b>1</b>	<b>Mohamed Gammoudi</b>	<b>14:05.01</b>	<b>1968</b>
GUY	13h4	George de Peana	15:54.2	1960	TUR	7h1	Muharrem Dalkılıç	14:12.0	1964
HAI	13h1	Dieudonne Lamothe	18:50.07	1976	UGA	4	Moses Kipsiro	13:10.56	2008
HON	14h2	Clovis Morales	18:40.13	1968	UKR	7	Sergiy Lebida	13:37.80	2000
	14h1	Juan Valladares	18:22.52	1968	<b>URS</b>	<b>1</b>	<b>Vladimir Kuts (RUS)</b>	<b>13:39.86</b>	<b>1956</b>
HUN	4	Miklós Szabó	14:03.38	1956	<b>USA</b>	<b>1</b>	<b>Bob Schul</b>	<b>13:48.8</b>	<b>1964</b>
INA	14h2	Eduard Nabunone	14:19.40	1988	VAN	13h1	Tawai Keiruan	15:27.46	1992
IND	8h3	Bahadur Prasad	13:50.71	1992	VEN	13h2	Freddy González	13:42.44	2004
IRI	8h2	Seyed Hamid Sadjadi	14:04.54	1992	VIE	13h3	Nguyen Van Ly	17:28.0	1964
IRL	4	Eamonn Coghlan	13:22.74	1980	YEM	13h4	Ali Al-Ghadi (YAR)	16:06.58	1984
IRQ	11h1	Kassim Mukhtar	15:00.97	1960	ZAM	10h2	Tony Wamulwa	14:06.96	2008
ISL	14h3	Kristján Johansson	15:23.8	1952	ZIM	12s1	Zephaniah Ncube	13:53.25	1984
ISR	10h3	Arye Gamliel	14:02.98	1984					
ISV	12h2	Marlon Williams	15:26.49	1992	<b>10,000 Metres</b>				
ITA	7	Carlo Speroni	-	1920	ALG	16	Samir Moussaoui	28:17.25	2000
	7	Umberto Cerati	14:44.4	1936	ARG	6	Juan Zabala	31:22.0	1936
	7	Stefano Mei	13:26.17	1988	AUS	3	Alan Lawrence	28:53.59	1956
JOR	12h1	Basil Kilani	15:20.58	1984		3	Dave Power	28:38.65	1960
JPN	4	Kohei Murakoso	14:30.0	1936		3	Ron Clarke	28:25.8	1964
<b>KEN</b>	<b>1</b>	<b>John Ngugi</b>	<b>13:11.70</b>	<b>1988</b>	AUT	15	Rudolf Wöber	32:22.0	1936
KOR	10h2	Shim Pong-Sik	-	1948	BDI	4	Aloÿs Nizigama	27:33.79	1996
KSA	6h3	Mukhlid Al-Otaibi	13:47.00	2008	BEL	2	Emiel Puttemans	27:39.58	1972
LAT	7	Staņislavs Petkevičs	-	1928	BOH	dnf/h1	Vladimír Penc	-	1912
LBR	13h1	Nimely Twegbe	17:36.69	1984	BOL	15h1	Crispin Quispe	32:31.8	1972
LES	14h3	Tello Namane	14:33.04	1992	BOT	12h3	Golekanu Mosweu	30:38.8	1980
LTU	10h2	Julius Petraitis	-	1928	BRA	13	Adalberto Cardoso	-	1932
LUX	11h4	Jean Aniset	15:17.0	1960	BRN	18	Ali Hasan Mahboob	27:55.14	2008
MAD	11h1	Jean Randrianjatovo	15:50.4	1964	BUL	12	Evgeni Ignatov	28:09.32	1988
<b>MAR</b>	<b>1</b>	<b>Saïd Aouita</b>	<b>13:05.59</b>	<b>1984</b>	CAN	4	Joseph Keeper	32:36.2	1912

COUNTRY	POSITION	NAME	MARK	YEAR	COUNTRY	POSITION	NAME	MARK	YEAR
CHA	19h1	Ismael Yaya	30:47.29	1988	PHI	31	Benjamin Silva-Netto	32:35.2	1968
CHI	23	Raúl Inostroza	31:28.6	1952	PLE	21h1	Majed Abu Maraheel	34:40.50	1996
CHN	=12	Luo Wenao	-	1948	PNG	14h3	Tau John Tokwepota	32:23.96	1976
CMR	13h1	Esaie Fongang	31:32.6	1972		14h2	Tau John Tokwepota	31:29.14	1984
COD	dnf/h2	Kamana Koji	-	1988	<b>POL</b>	<b>1</b>	<b>Janusz Kusociński</b>	<b>30:11.42</b>	<b>1932</b>
COL	10	Alvaro Mejía	30:11.4	1968	POR	2	Carlos Lopes	27:45.17	1976
CRC	30	Rafael Pérez	32:15.4	1968	QAT	8	Ahmed Hassan Abdullah	27:23.75	2008
CYP	9h3	Marios Kassianidis	29:06.08	1984	ROU	5	Ilie Floroiu	27:59.93	1976
DEN	10	Harry Siefert	31:52.6	1936	RSA	13	Xolile Yawa	28:37.18	1992
DJI	18h2	Omar Abdillahi	30:08.53	1988	RUS	30	Sergey Ivanov	28:34.72	2008
DOM	dnf/h1	Ruddy Cornielle	-	1984	RWA	8	Mathias Ntawulikura	27:50.73	1996
ECU	15	Rolando Vera	28:17.64	1988	SEY	13h3	Albert Marie	32:04.11	1984
EGY	15h2	Abdelhamid Khamis	30:19.2	1972	SIN	14h1	Pehind Suppiah	31:59.2	1972
ERI	3	Zersenay Tadese	27:22.57	2004	SLE	dnf	Alifu Massaquoi	-	1968
ESP	4	Mariano Haro	27:48.14	1972	SOL	22h2	John Maeke	35:17.07	1988
EST	dnf/h1	Jüri Lossman	-	1920	SOM	11h2	Muhiddin Mohamed Kulmiye	29:38.07	1984
<b>ETH</b>	<b>1</b>	<b>Miruts Yifter</b>	<b>27:42.69</b>	<b>1980</b>	SRI	29	Ranatunge Karunananda	34:21.2	1964
	<b>1</b>	<b>Haile Gebrselassie</b>	<b>27:07.34</b>	<b>1996</b>	SUD	10	Musa Gouda	28:29.43	1984
	<b>1</b>	<b>Haile Gebrselassie</b>	<b>27:18.20</b>	<b>2000</b>	SUI	9	Oscar Garin	-	1920
	<b>1</b>	<b>Kenenisa Bekele</b>	<b>27:05.10</b>	<b>2004</b>	SVK	14h1	Róbert Stefko	29:03.80	1996
	<b>1</b>	<b>Kenenisa Bekele</b>	<b>27:01.17</b>	<b>2008</b>	SWE	2	Edvin Wide	30:55.2	1924
FIJ	21h2	Binesh Prasad	33:30.43	1988	SWZ	20h2	Isaac Simelane	29:48.49	1992
<b>FIN</b>	<b>1</b>	<b>Hannes Kolehmainen</b>	<b>31:20.8</b>	<b>1912</b>	SYR	9h1	Akel Hamdan	31:21.9	1980
	<b>1</b>	<b>Paavo Nurmi</b>	<b>31:45.8</b>	<b>1920</b>	TAN	9	Fabiano Joseph	27:25.33	2008
	<b>1</b>	<b>Ville Ritola</b>	<b>30:23.2</b>	<b>1924</b>	<b>TCH</b>	<b>1</b>	<b>Emil Zátopek (CZE)</b>	<b>29:59.6</b>	<b>1948</b>
	<b>1</b>	<b>Paavo Nurmi</b>	<b>30:18.8</b>	<b>1928</b>	<b>1</b>	<b>Emil Zátopek (CZE)</b>	<b>29:17.0</b>	<b>1952</b>	
	<b>1</b>	<b>Ilmari Salminen</b>	<b>30:15.4</b>	<b>1936</b>	TTO	=12	Mannie Ramjohn	-	1948
	<b>1</b>	<b>Lasse Viren</b>	<b>27:38.35</b>	<b>1972</b>	TUN	2	Mohamed Gammoudi	28:24.8	1964
	<b>1</b>	<b>Lasse Viren</b>	<b>27:40.38</b>	<b>1976</b>	TUR	9	Polat Kemboi Arıkan	27:38.81	2012
FRA	2	Joseph Guillemot	31:51.0	1920	UGA	4	Boniface Kiprof	27:25.48	2004
	2	Alain Mimoun	30:47.4	1948	UKR	26	Nikolay Labovskiy	29:32.12	2012
	2	Alain Mimoun	29:32.8	1952	<b>URS</b>	<b>1</b>	<b>Vladimir Kuts (RUS)</b>	<b>28:45.49</b>	<b>1956</b>
<b>GBR</b>	<b>1</b>	<b>Mohamed Farah</b>	<b>27:30.42</b>	<b>2012</b>	<b>1</b>	<b>Pyotr Bolotnikov (RUS)</b>	<b>28:32.18</b>	<b>1960</b>	
GER	2	Hans Grodotzki	28:37.22	1960	<b>USA</b>	<b>1</b>	<b>Billy Mills</b>	<b>28:24.4</b>	<b>1964</b>
GRE	7h3	Aléxandros Kranis	33:38.0	1920	VIE	32	Tran Van Ly	37:33.0	1952
GUA	31	Luis Velásquez	35:34.0	1952	YEM	21h1	Abdulkarim Daoud (PRY)	32:33.04	1988
HAI	13h1	Olmeus Charles	42:00.11	1976	YUG	7	Dane Korica (SRB)	28:15.18	1972
HON	dnf	Rudolfo Erazo	-	1968	ZAM	9h2	Damiano Musonda	30:29.2	1980
HUN	2	József Kovács	28:52.36	1956	ZIM	11	Zephaniah Ncube	28:31.61	1984
INA	17h1	Eduard Nabunone	29:55.23	1988					
IND	26	Surendra Singh	28:13.97	2008	<b>Marathon</b>				
IRI	13h3	Hossein Rabbi	31:44.27	1976	AFG	111	Baser Wasiqi	4:24:17	1996
IRL	9	John Treacy	28:28.68	1984	ALG	23	Kamel Kohil	2:17:46	2000
ISL	26	Kristján Johannsson	32:00.0	1952	AND	49	Toni Bernadó	2:23:03	2000
ISR	10h2	Arye Gamliel	29:31.32	1984	ANG	17	João N'Tyamba	2:16:43	2000
ISV	27h2	Marlon Williams	31:22.13	1992	<b>ARG</b>	<b>1</b>	<b>Juan Zabala</b>	<b>2:31:36</b>	<b>1932</b>
<b>ITA</b>	<b>1</b>	<b>Alberto Cova</b>	<b>27:47.54</b>	<b>1984</b>	<b>1</b>	<b>Delfo Cabrera</b>	<b>2:34:52</b>	<b>1948</b>	
JOR	13h1	Basil Kilani	30:44.46	1984	ARU	53	Kimball Reynierse	2:25:31	1992
JPN	4	Kohei Murakoso	30:25.0	1936	ASA	51	Gary Fanelli	2:25:35	1988
<b>KEN</b>	<b>1</b>	<b>Naftali Temu</b>	<b>29:27.40</b>	<b>1968</b>	AUS	5	Rob de Castella	2:11:09	1984
KOR	16h2	Lee Sang-Keun	29:37.14	1988	5	Steve Moneghetti	2:11:49	1988	
KSA	17	Mukhlid Al-Otaibi	28:07.25	2012	AUT	14	Franz Tuschek	2:46:29	1936
LAT	10	Artūrs Motmilers	32:44.0	1924	BDI	32	Joachim Nshimirimana	2:19:31	2004
LES	10h1	Motlalepula Thabana	34:01.5	1980	BEL	2	Karel Lismont	2:14:32	1972
MAD	11h2	Jules Radrinarivelo	31:18.4	1980	BER	58	Raymond Swan	2:39:18	1976
<b>MAR</b>	<b>1</b>	<b>Brahim Boutayeb</b>	<b>27:21.46</b>	<b>1988</b>	BIH	76	Željko Petrović	2:38:29	2000
	<b>1</b>	<b>Khalid Skah</b>	<b>27:46.70</b>	<b>1992</b>	BIZ	79	Eugene Muslar	2:43:29	1988
MAW	12h2	Matthews Kambale	30:48.27	1984	BLR	64	Stepan Rogovtsev	2:23:23	2012
MEX	4	Juan Maximo Martínez	29:35.0	1968	BOH	16	Arnošt Nejedlý	3:40:00	1906
MOZ	dnf/h3	Dias Alfaca	-	1980	BOL	38	Juan Camacho	2:21:04	1984
MTN	dnf/h1	Sidi Ahmed Ould Ahmedou	-	1992	BOT	25	Ndabili Bashingili	2:18:09	2004
MYA	dnf	Naw Myitung	-	1956	BRA	3	Vanderlei de Lima	2:12:11	2004
NED	9	Martin ten Kate	27:50.30	1988	BRN	37	Nasar Sakar Said	2:20:24	2008
NEP	13h3	Nara Bahadur Dahal	31:19.8	1980	BUL	30	Ivailo Charankov	2:39:50	1968
NOR	4	Martin Stokken	30:58.6	1948	30	Khristo Stefanov	2:18:29	1996	
NZL	4	John Savidan	31:09.0	1932	CAF	42	Adolphe Ambowode	2:23:52	1988
PAK	30	Abdul Rashid	33:50.4	1952	CAM	80	Rithya To	3:03:56	2000
PAR	dnf/h1	Ramon López	-	1984	<b>CAN</b>	<b>1</b>	<b>Billy Sherring</b>	<b>2:51:24</b>	<b>1906</b>
PER	19h1	José Castillo	30:04.60	1992	CGO	52	Emmanuel Mpioh	2:48:17	1980

COUNTRY	POSITION	NAME	MARK	YEAR	COUNTRY	POSITION	NAME	MARK	YEAR
CHI	2	Manuel Plaza	2:33:23	1928	MAD	25	Jules Randrianarivelo	2:19:23	1980
CHN	25	Deng Haiyang	2:16:17	2008	MAR	2	Rhadi Ben Abdessalem	2:15:42	1960
CMR	46	Paul Kuete	2:22:43	1992		2	Jaouad Gharib	2:07:16	2008
COD	16	Willy Kalombo	2:17:01	1996	MAW	44	Mike Tebulo	2:19:11	2012
COL	11	Carlos Grisales	2:15:56	1996	MDA	25	Iaroslav Musinschi	2:16:25	2012
CPV	48	Nelson Cruz	2:23:47	2008	MDV	86	Hussein Haleem	3:04:16	1992
CRC	24	José Luis Molina	2:17:49	1996	MEX	6	Rodolfo Gómez	2:12:39	1980
CUB	4	Félix Carvajal	-	1904		6	Germán Silva	2:14:29	1996
CYP	62	Marios Kassianidis	2:32:51	1984	MGL	51	Ser-Od Bat-Ochir	2:20:10	2012
CZE	63	Róbert Štefko	2:27:12	2004	MNE	62	Goran Stojiljković	2:28:14	2008
DEN	6	Sofus Rose	2:41:18	1920	MRI	103	Ajay Chuttoo	2:42:07	1996
	6	Thyge Thøgersen	2:21:03	1960	MTN	dnf	Mohamed Ould Khalifa	-	1992
DJI	3	Ahmed Salah	2:10:59	1988	MYA	18	Thin Sumbwegam	2:32:22	1968
ECU	14	Silvio Guerra	2:16:27	2000	NAM	48	Lucketz Swartbooi	2:22:55	2000
EGY	47	Ahmed Salman	2:22:47	2000	NCA	73	William Aguirre	2:34:18	1992
ERI	8	Yared Asmeron	2:11:11	2008	NED	2	Gerard Nijboer	2:11:20	1980
ESP	4	Martín Fiz	2:13:20	1996	NEP	37	Baikuntha Manandhar	2:23:51	1980
EST	2	Jüri Lossman	2:32:49	1920	NGR	54	Martin Ande	3:03:48	1968
<b>ETH</b>	<b>1</b>	<b>Abebe Bikila</b>	<b>2:15:16</b>	<b>1960</b>	NIG	47	Abdou Monzo	2:25:05	1988
	<b>1</b>	<b>Abebe Bikila</b>	<b>2:12:11</b>	<b>1964</b>	NOR	8	John Systad	2:38:41	1948
	<b>1</b>	<b>Mamo Wolde</b>	<b>2:20:26</b>	<b>1968</b>	NWF	dnf	Robert Fowler	-	1904
	<b>1</b>	<b>Gezahegn Abera</b>	<b>2:10:11</b>	<b>2000</b>	NZL	3	Barry Magee	2:17:18	1960
FIJ	76	Bineshwar Prasad	2:41:50	1988		3	Michael Ryan	2:23:45	1968
<b>FIN</b>	<b>1</b>	<b>Hannes Kolehmainen</b>	<b>2:32:36</b>	<b>1920</b>	OMA	83	Awad Shaban Al-Sameer	2:46:59	1988
	<b>1</b>	<b>Albin Stenroos</b>	<b>2:41:23</b>	<b>1924</b>	PAK	22	Muhammed Aslam Havildar	2:44:33	1956
<b>FRA</b>	<b>1</b>	<b>Mohamed El Ouafi</b>	<b>2:32:57</b>	<b>1928</b>	PAR	43	Eusebio Cardozo	2:27:23	1976
	<b>1</b>	<b>Alain Mimoun</b>	<b>2:25:00</b>	<b>1956</b>	PER	21	Raúl Pacheco	2:15:35	2012
FSM	81	Elias Rodriguez	3:09:14	2000	PHI	49	Benjamin Silva-Netto	2:56:19	1968
GBR	2	Sam Ferris	2:31:55	1932	PNG	56	Tau John Tokwepota	2:38:05	1976
	2	Ernie Harper	2:31:23	1936	POL	7	Jan Huruk	2:14:32	1992
	2	Tom Richards	2:35:08	1948	<b>POR</b>	<b>1</b>	<b>Carlos Lopes</b>	<b>2:09:21</b>	<b>1984</b>
	2	Basil Heatley	2:16:19	1964	PRK	12	Choi Chang-Sop	2:16:33	1976
<b>GER</b>	<b>1</b>	<b>Waldemar Cierpinski (GDR)</b>	<b>2:09:55</b>	<b>1976</b>	PUR	13	Jorge González	2:14:00	1984
	<b>1</b>	<b>Waldemar Cierpinski (GDR)</b>	<b>2:11:03</b>	<b>1980</b>	QAT	38	Ahmed Jumaa Jaber	2:20:27	2004
<b>GRE</b>	<b>1</b>	<b>Spiridon Louis</b>	<b>2:58:50</b>	<b>1896</b>	ROU	23	Ludovic Gall	2:55:02	1936
GUA	22	Doroteo Flores	2:35:40	1952	<b>RSA</b>	<b>1</b>	<b>Ken McArthur</b>	<b>2:36:55</b>	<b>1912</b>
GUI	96	Alassane Bah	3:06:27	1988		<b>1</b>	<b>Josiah Thugwane</b>	<b>2:12:36</b>	<b>1996</b>
GUM	86	Fred Schumann	2:49:52	1988	RUS	13	Leonid Shvetsov	2:15:28	2004
GUY	50	Harry Prowell	2:57:01	1968	RWA	15	Mathias Ntawulikura	2:16:39	2000
HAI	20	Dieudonne Lamothe	2:16:15	1988	SEY	dnf	Albert Marie	-	1980
HON	41	Hipolito López	2:26:00	1976	SLE	45	Alifu Massaquoi	2:52:28	1968
HUN	3	Gyula Kellner	3:06:35	1896	SLO	40	Miroslav Vindiš	2:21:03	1992
INA	72	Ethel Hudson	2:26:02	1996	SMR	66	Gian Luigi Macina	2:30:45	1992
IND	11	Shivnath Singh	2:16:22	1976	SOL	dnf	John Maeke	-	1988
IRI	93	Naser Babapur	3:00:20	1988	SOM	47	Ahmed Mohamed Ismail	2:23:27	1984
IRL	2	John Treacy	2:09:56	1984	SRB	dnf	Dragutin Tomašević	-	1912
ISL	42	Kári Steinn Karlsson	2:18:47	2012		dnf	Darko Živanović	-	2012
ISR	20	Ayele Setegne	2:17:25	2004	SRI	30	Anuradha Cooray	2:19:24	2004
ISV	75	Marlon Williams	2:46:50	1984	SSD	47	Guor Marial (IOA)	2:19:32	2012
<b>ITA</b>	<b>1</b>	<b>Gelindo Bordin</b>	<b>2:10:32</b>	<b>1988</b>	SUD	68	Ahmed Adam Salah	2:25:12	1996
	<b>1</b>	<b>Stefano Baldini</b>	<b>2:10:55</b>	<b>2004</b>	SUI	6	Viktor Röhlin	2:10:35	2008
JAM	51	Derrick Adamson	2:25:02	1984	SVK	81	Marcel Matanin	2:50:26	2004
JOR	56	Methqal Abu Drais	2:21:00	2012	SWE	2	John Svanberg	2:58:21	1906
<b>JPN</b>	<b>1</b>	<b>Kitei Son (KOR)</b>	<b>2:29:19</b>	<b>1936</b>	SWZ	17	Richard Mabuza	2:20:40	1972
KAZ	70	Takhir Mamashayev	2:30:26	2008	SYR	84	Moussa Al-Hariry	2:47:06	1992
<b>KEN</b>	<b>1</b>	<b>Samuel Wanjiru</b>	<b>2:06:32</b>	<b>2008</b>	TAN	6	Juma Ikangaa	2:11:10	1984
KGZ	63	Nazirdin Akylbekov	2:23:59	1996	<b>TCH</b>	<b>1</b>	<b>Emil Zátopek (CZE)</b>	<b>2:23:03</b>	<b>1952</b>
<b>KOR</b>	<b>1</b>	<b>Hwang Young-Cho</b>	<b>2:13:23</b>	<b>1992</b>	THA	58	Chanom Sirirangsi	2:59:26	1964
KUW	dnf	Mraljeb Ayed Mansour	-	1968	TJK	68	Sergey Zabavskiy	2:30:29	2000
	dnf	Saoud Obaid Daifallah	-	1968	TLS	71	Calisto da Costa (IOA)	2:33:11	2000
LAT	28	Artūrs Motmillers	2:58:02	1936	TPE	=56	Chen Chang-Ming	2:29:53	1984
LBA	39	Ali El-Zaidi	2:20:31	2004		56	Wu Wen-Chien	2:23:54	2004
LBR	62	Alifu Massaquoi	3:43:18	1960	TTO	32	Ronnie Holassie	2:19:24	2000
LCA	80	Zephirinus Joseph	2:44:19	2004	TUN	26	Taher Mansouri	2:18:06	1996
LES	16	Thabiso Moqhali	2:16:43	2000	TUR	4	Ismail Akçay	2:25:19	1968
LIB	dnf	Nabil Choueiry	-	1980	<b>UGA</b>	<b>1</b>	<b>Stephen Kiprotich</b>	<b>2:08:01</b>	<b>2012</b>
LIE	68	Roland Wille	2:31:32	1992	UKR	12	Aleksandr Sitkovskyy	2:12:56	2012
LTU	70	Pavelas Fedorenko	2:25:41	1996	URS	3	Satimkul Dzhumanazarov (KGZ)	2:11:35	1980
<b>LUX</b>	<b>1</b>	<b>Michel Théato</b>	<b>2:59:45</b>	<b>1900</b>	URU	46	Néstor García	2:22:30	2000





COUNTRY	POSITION	NAME	MARK	YEAR	COUNTRY	POSITION	NAME	MARK	YEAR
CGO	6h1	Bernard Mabikana	15.42	1980	POL	5	Artur Noga	13.36	2008
CHI	4s1	Pablo Eitel	-	1912	POR	5h9	José da Costa	-	1928
<b>CHN</b>	<b>1</b>	<b>Liu Xiang</b>	<b>12.91</b>	<b>2004</b>	PUR	6s2	Arnaldo Bristol	13.98	1976
CIV	6h3	Simbara Maki	14.32	1968	QAT	8q1	Rashid Sheban Marzouq	14.47	1988
COL	7s2	Paulo Villar	13.63	2012	ROU	6s1	Gheorghe Boroi	13.57	1996
CPV	dnf/h5	Henry Andrade	-	1996	<b>RSA</b>	<b>1</b>	<b>Sydney Atkinson</b>	<b>14.8</b>	<b>1928</b>
CRO	7h1	Jurica Grabušić	14.18	2008	RUS	6s3	Sergey Shubenkov	13.41	2012
<b>CUB</b>	<b>1</b>	<b>Anier García</b>	<b>13.00</b>	<b>2000</b>	SAM	dnf/h4	William Fong	-	1984
	<b>1</b>	<b>Dayron Robles</b>	<b>12.93</b>	<b>2008</b>	SEN	4h4	Abdoulaye Sarr	14.12	1972
CYP	7h6	Prodromos Katsantonis	14.34	1996	SEY	8h3	Antonio Gopal	16.36	1980
CZE	7s1	Petr Svoboda	13.60	2008	SLE	7h5	Benjamin Grant	14.27	1992
DEN	4s1	Henri Thorsen	15.7	1920		dns/q4	Damjan Zlatnar	-	2008
	4s3	Henri Thorsen	15.7	1924	SRI	7h7	Mahesh Perera	14.24	1996
DOM	6q4	Modesto Castillo	14.21	1988	STP	6h6	Arlindo Pinheiro	15.65	2000
ECU	6q1	Jackson Quiñónez	13.67	2004	SUD	8q4	Todd Matthews Jouda	13.77	2004
EGY	6h2	Fouad Wadik	16.26	1952	SUI	5s2	Willi Moser	16.1	1924
	6h2	Hisham Makin	14.67	1984		5s1	Olivier Bernard	15.3	1948
ESP	7	Javier Moracho	13.78	1980	SVK	7q3	Igor Kovác	13.70	1996
	7	Carlos Sala	13.80	1984	SWE	3	Sten-Pelle Petterson	15.4	1924
EST	6h6	Tarmo Jallai	13.77	2004	SYR	7h1	Maher Hreitani	15.45	1980
FIJ	6h4	Joe Naivalu	14.23	1996		7h4	Kheir El Din	14.23	1992
FIN	3	Arto Bryggare	13.40	1984	TCH	7	Lubomír Nádeníček (CZE)	13.76	1972
<b>FRA</b>	<b>1</b>	<b>Guy Drut</b>	<b>13.30</b>	<b>1976</b>	TPE	6s1	Wu Ching-Chin	14.21	1984
GBR	2	Grantley Goulding	17.7	1896	TTO	6s1	Wayne Davis	13.49	2012
	2	Alfred Healey	16.2	1906	TUR	4h1	Erdal Berkay	15.34	1952
	2	Don Finlay	14.4	1936	UAE	6h4	Mohamed Helal Ali	15.75	1984
	2	Colin Jackson	13.28	1988	UGA	5s1	Jean Baptiste Okello	14.59	1960
GEO	8q2	David Ilariani	13.74	2008	UKR	6h3	Sergey Demidyuk	13.80	2004
<b>GER</b>	<b>1</b>	<b>Thomas Munkelt (GDR)</b>	<b>13.39</b>	<b>1980</b>	URS	3	Anatoliy Mikhaylov (RUS)	13.78	1964
GHA	4h4	Frank Mensah	13.87	1996		3	Aleksandr Puchkov (RUS)	13.44	1980
GRE	3 0	Yeóryios Isigonis	-	1906	<b>USA</b>	<b>1</b>	<b>Thomas Curtis</b>	<b>17.6</b>	<b>1896</b>
GUY	5h1	Charles Allen	14.21	2000		<b>1</b>	<b>Alvin Kraenzlein</b>	<b>15.4</b>	<b>1900</b>
HAI	7	Dudley Dorival	13.49	2000		<b>1</b>	<b>Fred Schule</b>	<b>16.0</b>	<b>1904</b>
HON	9h5	Ronald Benneth	14.45	2012		<b>1</b>	<b>Robert Leavitt</b>	<b>16.2</b>	<b>1906</b>
HUN	dnf/s2	Károly Solimár	-	1912		<b>1</b>	<b>Forrest Smithson</b>	<b>15.0</b>	<b>1908</b>
INA	8h4	Edy Jakariya	14.11	2004		<b>1</b>	<b>Fred Kelly</b>	<b>15.1</b>	<b>1912</b>
IND	5	Gurbachan Singh	14.09	1964		<b>1</b>	<b>Daniel Kinsey</b>	<b>15.0</b>	<b>1924</b>
IRI	7h2	Rouhollah Ashgari	13.97	2012		<b>1</b>	<b>George Saling</b>	<b>14.57</b>	<b>1932</b>
IRL	5q2	Thomas Kearns	13.55	1996		<b>1</b>	<b>Forrest Towns</b>	<b>14.2</b>	<b>1936</b>
IRQ	7q3	Nagi Ghazi	14.47	1988		<b>1</b>	<b>William Porter</b>	<b>14.2</b>	<b>1948</b>
ISL	4h6	Ingi Thorsteinsson	15.76	1952		<b>1</b>	<b>Harrison Dillard</b>	<b>13.91</b>	<b>1952</b>
ISV	8q2	Jeff Jackson	14.17	2000		<b>1</b>	<b>Lee Calhoun</b>	<b>13.70</b>	<b>1956</b>
ITA	3	Eddy Ottoz	13.46	1968		<b>1</b>	<b>Lee Calhoun</b>	<b>13.98</b>	<b>1960</b>
JAM	3	Hansle Parchment	13.12	2012		<b>1</b>	<b>Hayes Jones</b>	<b>13.67</b>	<b>1964</b>
JPN	4s2	Tatsuzo Fujita	14.8	1932		<b>1</b>	<b>Willie Davenport</b>	<b>13.33</b>	<b>1968</b>
KEN	5h1	Seraphino Antao	15.13	1960		<b>1</b>	<b>Rod Milburn</b>	<b>13.24</b>	<b>1972</b>
KGZ	7h8	Yevgeniy Shorokhov	14.29	1996		<b>1</b>	<b>Roger Kingdom</b>	<b>13.20</b>	<b>1984</b>
KOR	5q4	Kim Jin-Tae	14.00	1988		<b>1</b>	<b>Roger Kingdom</b>	<b>12.98</b>	<b>1988</b>
KSA	6h3	Yousif Al-Dosari	15.03	1988		<b>1</b>	<b>Allen Johnson</b>	<b>12.95</b>	<b>1996</b>
KUW	8q2	Ziad Al-Khuder	14.56	1988		<b>1</b>	<b>Aries Merritt</b>	<b>12.92</b>	<b>2012</b>
LAT	5	Stanislav Olijar	13.21	2004	UZB	6h1	Oleg Normatov	14.00	2008
LBR	9q2	Paul Sehzue	14.37	2000	VEN	5h3	Téofilo Davis	15.96	1952
LIB	9h4	Ahmed Hazer	14.82	2012	YUG	5	Stanko Lorgar (SLO)	14.68	1956
LUX	6h6	Johny Fonck	16.35	1952	ZAM	7h1	Walter Babb	14.80	1964
MAD	5q1	Joseph Randriamahaja	13.64	2004					
MAS	8s2	Ahmed Ishtiaq Mobarak	14.21	1976	<b>400 Metres Hurdles</b>				
MEX	4h4	Roberto Sánchez	15.7	1932	ANT	6h3	Conrad Mainwaring	54.67	1976
MOZ	7h3	Abdul Ismail	15.18	1980	ARG	5s1	Juan Lavenas	54.5	1936
MRI	6h2	Judex Lefou	14.73	1988		5s1	Juan Dyrzka	49.86	1968
NED	4s1	Oscar van Rappard	-	1924	AUS	4	Gary Knoke	50.4	1964
NEP	7h4	Dambar Kunwar	16.51	1988	AUT	7s1	Klaus Ehrle	51.04	1988
NGR	5s2	Selim Nurudeen	13.55	2012	BAH	7s1	Gregory Rolle	50.16	1984
NOR	3s1	Ferdinand Bie	15.8	1912	BAR	6h3	Allan Ince	52.76	1988
NZL	4	Harry Wilson	15.2	1920	BEL	7	Michel Zimmerman	50.69	1984
PAK	4s2	Ghulam Raziq	14.49	1960	BIZ	5s2	Kenneth Medwood	49.87	2012
PAR	6h1	Nicolas Chaparro	15.51	1984	BLR	5h5	Leonid Vershinin	51.84	2000
PER	4h6	Hernán Alzamora	-	1948	BOH	3h1	Karel Nedved	-	1900
PHI	5h6	Miguel White	-	1936	BOT	dnf/h2	Wilfred Kareng	-	1980
POL	5	Jan Pusty	13.68	1980	BRA	5	Sylvio Padilha	54.0	1936

COUNTRY	POSITION	NAME	MARK	YEAR	COUNTRY	POSITION	NAME	MARK	YEAR
BRA	5	Eronilde de Araújo	48.34	2000	MDA	4h3	Vadim Zadoynov	49.73	1996
BRN	4h4	Ahmed Hamada	50.62	1984	MEX	5h1	Alfonso González	56.7	1932
BUL	6	Yanko Bratanov	50.03	1976	MLI	6h3	Ibrahim Maïga	50.63	2004
CAF	6h1	Jacques-Henri Brunet	52.59	1992		6h2	Ibrahim Maïga	50.57	2008
CAN	2	John Loaring	52.7	1936	MOZ	8s1	Kurt Couto	51.55	2012
CHI	6s2	Humberto Lara	59.0	1924	MRI	7h1	Gilbert Hashan	49.94	1996
CHN	4h5	Huang Liangzheng	57.7	1948	NAM	5h1	Willie Smith	50.89	2000
CIV	3h3	René Djédjémel	50.27	1984	NCA	dnf/h2	Leonel Teller	-	1980
CMR	7h4	Jean Pierre Abossolo	52.85	1984	NED	4s1	Harry Schulting	50.61	1980
COL	3h3	Jaime Aparicio	52.14	1956	NEP	7h1	Dambar Kunwar	56.80	1988
COM	9h4	Maoulida Darouèche	53.49	2012	NGR	8	Henry Amike	53.78	1984
CRC	7h7	Alex Foster	52.93	1992	NIG	7h5	Ibrahim Tondi	52.62	2004
CRO	6h5	Darko Juričić	52.39	2000		7h1	Harouna Garba	55.14	2008
CUB	7	Dámaso Alfonso	50.19	1976	NOR	6s1	Jan Gulbrandsen	52.56	1960
CYP	6h6	Costas Pochanis	51.20	2000	NZL	3	John Holland	52.26	1952
CZE	5s2	Jiří Muzík	49.23	2000	PAK	4h2	Mohsin Nazar Khan	59.5	1948
	5s3	Jiří Muzík	48.88	2004		4h5	Mirza Khan	56.3	1952
DEN	6s1	Henri Thorsen	57.3	1924		4h2	Muhammed Shafi	56.1	1952
<b>DOM</b>	<b>1</b>	<b>Félix Sánchez</b>	<b>47.63</b>	<b>2004</b>		=4h2	Kalim Khawaya	55.36	1956
	<b>1</b>	<b>Félix Sánchez</b>	<b>47.63</b>	<b>2012</b>	PAN	5	Bayano Kamani	48.74	2004
EGY	4h2	Ahmed Ghanem	50.44	1988	PAR	8h3	Nicolas Chaparro	56.98	1984
ESP	6s1	José Alonso	49.57	1988	PER	6h4	José Caveró	53.7	1964
	6s2	Iván Rodríguez	49.77	2004	PHI	3	Miguel White	52.8	1936
EST	5h2	Rasmus Mägi	50.05	2012	PNG	6h2	Baobo Neuendorf	53.30	1992
FIJ	7h3	Waqawuca Daunakamakama	53.90	1992		6h4	Mowen Boino	51.47	2008
FIN	2	Erik Wilén	53.8	1924	POL	6	Paweł Januszewski	48.44	2000
FRA	2	Henri Tauzin	58.1	1900		6	Marek Plawgo	49.00	2004
<b>GBR</b>	<b>1</b>	<b>Lord Burghley</b>	<b>53.4</b>	<b>1928</b>		6	Marek Plawgo	48.52	2008
	<b>1</b>	<b>David Hemery</b>	<b>48.12</b>	<b>1968</b>	POR	5	José Carvalho	49.94	1976
<b>GER</b>	<b>1</b>	<b>Volker Beck (GDR)</b>	<b>48.70</b>	<b>1980</b>	PUR	3	Javier Culson	48.10	2012
GHA	6h2	William Quayé	55.54	1968	QAT	4h2	Mubarak Al-Nubi	49.27	1996
GRE	6	Hristos Mantikas	54.2	1936	ROU	6	Horia Toboc	49.84	1980
	=6	Stavros Tziortzis	49.66	1972	RSA	3	Llewellyn Herbert	47.81	2000
GUI	7h2	Amadou Sy Savane	54.26	1992	RUS	3s2	Ruslan Mashchenko	48.94	2000
	7h4	Amadou Sy Savane	50.90	1996	SEN	2	Amadou Dia Bâ	47.23	1988
GUM	7h6	Richard Bentley	57.04	1992	SEY	6h7	Giovanny Fanny	52.63	1992
GUY	6h7	Paul Tucker	50.92	2000	SLE	7h4	Benjamin Grant	51.73	1988
HON	8h2	Jorge Fidel Ponce	55.38	1988	SLO	3s3	Brent Larue	49.45	2012
HUN	5s2	József Kovács	54.0	1936	SRB	4s2	Emir Bekric	49.62	2012
	5s2	Attila Lippay	53.10	1952	SRI	2	Duncan White	52.1	1948
	5s1	Dusan Kovács	48.57	1996	SUI	6	Bruno Galliker	51.11	1960
IND	=4h2	Jagdev Singh	55.36	1956	SVK	6h4	Jozef Kucej	50.31	1996
<b>IRL</b>	<b>1</b>	<b>Bob Tisdall</b>	<b>51.67</b>	<b>1932</b>	SWE	3	Rune Larsson	52.3	1948
IRQ	6h5	Nazzar Al-Jamali	58.0	1960	SYR	5h7	Zid Abou Hamed	50.74	2000
	6h2	Samir Vincent	54.0	1964	TCH	6s1	Ivan Daniš (CZE)	50.01	1972
	6h2	Alaa Motar	51.97	2004	TGA	5h5	Paeaki Kokou	56.99	1992
ISL	5h2	Ingi Thorsteinsson	56.5	1952	THA	6h6	Chanond Kanchan	50.60	1992
ISR	5h1	Aleksej Bazarov	50.33	1992	TOG	dq/h3	Lankantien Lamboni	-	2012
ITA	3	Salvatore Morale	50.1	1964	TPE	8s1	Chen Tien-Wen	50.52	2000
JAM	2	Winthrop Graham	47.66	1992	TTO	6	Jehue Gordon	48.86	2012
	2	Danny McFarlane	48.11	2004	TUN	6h3	Mongi Soussi Zarrouki	54.34	1960
JPN	3s2	Dai Tamesue	48.46	2004	TUR	3h3	Kemal Horulu	55.1	1948
KAZ	8s3	Yevgeniy Meleshenko	49.48	2004	UAE	7h1	Abdullah Sabt	56.20	1992
KEN	5s2	Bartonje Rotich	51.97	1960	<b>UGA</b>	<b>1</b>	<b>John Akii-Bua</b>	<b>47.82</b>	<b>1972</b>
	5s1	Simon Kitur	49.80	1984	UKR	8	Gennadiy Gorbenko	49.01	2000
	5s1	Joseph Maritim	49.50	1988	URS	2	Yuriy Lituyev (RUS)	51.51	1952
	5s2	Barnabas Kinyor	49.52	1992	URU	8h6	Andrés Silva	53.38	2012
KGZ	6h3	Aleksey Pogorelov	51.47	2008	<b>USA</b>	<b>1</b>	<b>Walter Tewksbury</b>	<b>57.6</b>	<b>1900</b>
KOR	4h1	Hwang Hong-Chul	50.52	1988		<b>1</b>	<b>Charles Bacon</b>	<b>55.0</b>	<b>1908</b>
KSA	2	Hadi Al-Somaily	47.53	2000		<b>1</b>	<b>Frank Loomis</b>	<b>54.0</b>	<b>1920</b>
KUW	5h3	Abdulatif Hashem	53.06	1976		<b>1</b>	<b>Morgan Taylor</b>	<b>52.6</b>	<b>1924</b>
	5h6	Jasem Al-Dowaila	51.45	1984		<b>1</b>	<b>Glenn Hardin</b>	<b>52.4</b>	<b>1936</b>
LAT	4h5	Egīls Tēbelis	50.73	1996		<b>1</b>	<b>Roy Cochran</b>	<b>51.30</b>	<b>1948</b>
LBA	8h1	Mohamed Asswai Khalifa	54.34	1968		<b>1</b>	<b>Charlie Moore</b>	<b>51.06</b>	<b>1952</b>
LUX	5h1	Johny Fonck	57.93	1952		<b>1</b>	<b>Glenn Davis</b>	<b>50.29</b>	<b>1956</b>
MAD	4h5	Hubert Rakotombelontsoa	51.54	1992		<b>1</b>	<b>Glenn Davis</b>	<b>49.51</b>	<b>1960</b>
MAR	6h1	Mohamed Zouaki	55.65	1960		<b>1</b>	<b>Rex Cawley</b>	<b>49.6</b>	<b>1964</b>
	6h4	Mustapha Sdad	51.39	2000		<b>1</b>	<b>Edwin Moses</b>	<b>47.63</b>	<b>1976</b>
MAS	7h4	Karunakarar Selvaratnam	53.8	1964		<b>1</b>	<b>Edwin Moses</b>	<b>47.75</b>	<b>1984</b>

COUNTRY	POSITION	NAME	MARK	YEAR	COUNTRY	POSITION	NAME	MARK	YEAR
USA	1	<b>André Phillips</b>	<b>47.19</b>	<b>1988</b>	ITA	6	Rodolfo Bergamo	2.18	1976
	1	<b>Kevin Young</b>	<b>46.78</b>	<b>1992</b>	IVB	40q	Karl Scatliffe	2.10	1992
	1	<b>Derrick Adkins</b>	<b>47.54</b>	<b>1996</b>	JAM	15	Ernie Haisley	1.96	1956
	1	<b>Angelo Taylor</b>	<b>47.50</b>	<b>2000</b>	JOR	34q	Fakhredin Fouad	2.10	1996
	1	<b>Angelo Taylor</b>	<b>47.25</b>	<b>2008</b>	JPN	5	Kimio Yada	1.97	1936
UZB	5h3	Erkin Isakov	50.71	2000	KAZ	19q	Yuriy Pakhlyayev	2.24	2000
VEN	7s2	Victor Maldonado	51.19	1964	KEN	18	Stephane Leresae	1.92	1956
RWA	7h5	Faustin Butera	54.36	1984	KOR	8	Lee Jin-Taek	2.29	1996
YUG	5	Rok Kopitar (SLO)	49.67	1980	KSA	nh/q	Gazi Marzouk Saleh	-	1976
ZAM	2	Samuel Matete	47.78	1996	LCA	nh/q	Darvin Edwards	-	2012
ZIM	6s1	Ken Harnden	48.61	1996	LIB	=25q	Jean-Claude Rabbath	2.20	2004
					LTU	27q	Raivydas Stanys	2.16	2012
					LUX	20q	Henri Pleger	1.60	1920
					MAD	30q	Fernand Tovondray	2.03	1968
					MAS	30q	Kum Zee Loo	2.15	1996
						=30q	Lee Hup Wei	2.16	2012
					MAW	=36q	Daniel Mkandawire	1.90	1972
					MEX	=33q	Gerardo Martínez	2.15	2008
					MRI	24q	Khemraj Naiko	2.20	1996
					NCA	nh/q	Carlos Abaunza	-	1976
					NED	=12	Reindert Brasser	1.85	1936
					NGR	=9	Josiah Majekodumni	1.90	1952
						9	Julius Chigbolu	2.00	1956
					NOR	2	Bjørn Paulson	1.95	1948
					NZL	=27q	Glenn Howard	2.15	2000
					PER	26q	Roberto Abugattas	1.95	1964
					PHI	3	Simeon Toribio	1.97	1932
					<b>POL</b>	<b>1</b>	<b>Jacek Wszola</b>	<b>2.25</b>	<b>1976</b>
					PUR	=21q	Benjamin Casado	1.84	1948
					QAT	=3	Mutaz Issa Barshim	2.29	2012
					ROU	6	Ion Söter	1.95	1952
					RSA	=8	Lawrence Roberts	1.83	1924
					<b>RUS</b>	<b>1</b>	<b>Sergey Klyugin</b>	<b>2.35</b>	<b>2000</b>
						<b>1</b>	<b>Andrey Silnov</b>	<b>2.36</b>	<b>2008</b>
						<b>1</b>	<b>Ivan Ukhov</b>	<b>2.38</b>	<b>2012</b>
					SEN	27q	Moussa Fall	2.10	1980
					SEY	38q	Danny Beauchamp	2.10	1992
					SIN	=14	Lloyd Valberg	1.80	1948
					SLE	39q	Marconi Turay	1.90	1968
					SLO	12	Rožle Prezelj	2.20	2008
					SOM	=33q	Abdullah Noor Wasughe	2.00	1972
					SRB	17q	Dragutin Topić	2.25	2008
					SRI	=21	Nagalingam Ethirveerasingham	1.86	1956
					SUI	5	Roland Dalhäuser	2.24	1980
					SVK	=30q	Michal Kabelka	2.16	2012
					<b>SWE</b>	<b>1</b>	<b>Stefan Holm</b>	<b>2.36</b>	<b>2004</b>
					SYR	=24q	Majjed Ghazal	2.20	2008
					TCH	=7	Jiří Lánský (CZE)	2.03	1960
					THA	nh/q	Katepswasdi Bhakdiukul	-	1964
					TPE	20	Yang Chuan-Kwang	1.86	1956
					TUN	nh/q	Sylvain Bitan	-	1960
					TUR	=28q	Haydar Aşan	1.70	1928
					UGA	=12	Patrick Etolu	1.96	1956
					UKR	5	Andrey Sokolovskiy	2.32	2004
					<b>URS</b>	<b>1</b>	<b>Robert Shavlakadze (GEO)</b>	<b>2.16</b>	<b>1960</b>
						<b>1</b>	<b>Valeriy Brumel (RUS)</b>	<b>2.18</b>	<b>1964</b>
						<b>1</b>	<b>Jüri Tarmak (RUS)</b>	<b>2.23</b>	<b>1972</b>
						<b>1</b>	<b>Gennadiy Avdeyenko (UKR)</b>	<b>2.38</b>	<b>1988</b>
					URU	=14	Hercules Azcune	1.80	1948
					<b>USA</b>	<b>1</b>	<b>Ellery Clark</b>	<b>1.81</b>	<b>1896</b>
						<b>1</b>	<b>Irving Baxter</b>	<b>1.90</b>	<b>1900</b>
						<b>1</b>	<b>Samuel Jones</b>	<b>1.80</b>	<b>1904</b>
						<b>1</b>	<b>Harry Porter</b>	<b>1.90</b>	<b>1908</b>
						<b>1</b>	<b>Alma Richards</b>	<b>1.93</b>	<b>1912</b>
						<b>1</b>	<b>Richmond Landon</b>	<b>1.94</b>	<b>1920</b>
						<b>1</b>	<b>Harold Osborn</b>	<b>1.98</b>	<b>1924</b>
						<b>1</b>	<b>Bob King</b>	<b>1.94</b>	<b>1928</b>
						<b>1</b>	<b>Cornelius Johnson</b>	<b>2.03</b>	<b>1936</b>
						<b>1</b>	<b>Buddy Davis</b>	<b>2.04</b>	<b>1952</b>
<b>High Jump</b>									
ALG	3	Abderahmane Hammad	2.32	2000					
ANT	28q	James Grayman	2.20	2008					
ARG	=19q	Valerio Vallania	1.77	1928					
<b>AUS</b>	<b>1</b>	<b>John Winter</b>	<b>1.98</b>	<b>1948</b>					
AUT	=9	Gustav Krojer	-	1906					
	=9	Theodor Scheidl	-	1906					
BAH	7	Troy Kemp	2.31	1992					
BEL	=9	Léon Dupont	-	1906					
	=9	Jacques Delelienne	1.90	1952					
BER	5	Nick Saunders	2.34	1988					
BIH	=14q	Elvir Krehmić	2.24	2000					
BLR	=13q	Gennadiy Moroz	2.25	2004					
BOT	=29q	Kabelo Kgosiemang	2.20	2008					
BRA	3	José da Conceição	1.98	1952					
BUL	12	Yevgeniy Yordanov	2.06	1964					
BUR	nh/q	Cheickack Seymou	-	1988					
	nh/q	Olivier Sanou	-	1996					
CAM	=36q	Sin Sitha	1.90	1972					
<b>CAN</b>	<b>1</b>	<b>Duncan McNaughton</b>	<b>1.97</b>	<b>1932</b>					
CGO	20	Henri Elendé	1.90	1964					
CHA	9	Mahamat Idriss	2.09	1964					
CHI	=9	Alfredo Jadresic	1.90	1948					
CHN	3	Zhu Jianhua	2.31	1984					
CMR	39q	Hamadou Evele	1.90	1972					
COL	=9	Wagner Miller	2.25	2012					
<b>CUB</b>	<b>1</b>	<b>Javier Sotomayor</b>	<b>2.34</b>	<b>1992</b>					
CYP	13	Kyriakos Ioannou	2.20	2012					
CZE	3	Jaroslav Bába	2.34	2004					
DEN	8	Jesper Tørring	2.18	1976					
DOM	25q	Julio Luciano	2.20	1996					
ECU	=21q	Diego Ferrín	2.21	2012					
EGY	36q	Emad El-Din Shafei	1.70	1952					
ESP	11	Luis Garriga	2.09	1968					
	11	Gustavo Becker	2.28	1992					
EST	=10	Aksel Kuuse	1.90	1936					
FIN	4	Kalevi Kotkas	2.00	1936					
FRA	=2	Géo André	1.88	1908					
GAB	41q	Hilaire Onwanlele	2.05	1992					
<b>GBR</b>	<b>1</b>	<b>Con Leahy</b>	<b>1.78</b>	<b>1906</b>					
<b>GER</b>	<b>1</b>	<b>Gerd Wessig (GDR)</b>	<b>2.36</b>	<b>1980</b>					
	<b>1</b>	<b>Dietmar Mögenburg (FRG)</b>	<b>2.35</b>	<b>1984</b>					
GHA	10	Robert Kotei	2.03	1960					
GRE	=3	Themistoklis Diakides	1.73	1906					
GUA	=21q	Teodoro Flores	2.06	1968					
HAI	=15	Silvio Cator	1.75	1924					
HKG	=26q	Lam Tin-Sau	2.10	1984					
HUN	2	Lajos Gönczy	1.75	1906					
	=2	István Somodi	1.88	1908					
INA	=20	Maram Sudarmodjo	1.80	1952					
IND	14	Ajit Singh Bhalla	1.96	1956					
IRI	22q	Teymour Ghiasi	2.10	1976					
IRL	=10	Laurence Stanley	1.80	1924					
IRQ	nh/-q	Mohamed Abdul Razak	-	1960					
ISL	=22q	Jón Pétursson	1.95	1960					
ISR	5	Konstantin Matusevich	2.32	2000					
ITA	6	Giacomo Crosa	2.14	1968					

COUNTRY	POSITION	NAME	MARK	YEAR	COUNTRY	POSITION	NAME	MARK	YEAR
USA	1	<b>Charlie Dumas</b>	<b>2.12</b>	<b>1956</b>	RUS	2	Yevgeniy Lukyanenko	5.85	2008
	1	<b>Dick Fosbury</b>	<b>2.24</b>	<b>1968</b>	SLO	25q	Jurij Rován	5.50	2004
	1	<b>Charles Austin</b>	<b>2.39</b>	<b>1996</b>	SUI	7	Felix Böhni	5.30	1984
VEN	=24	Téofilo Davis	1.80	1952	SWE	2	Bruno Söderström	3.40	1906
YUG	4	Dragutin Topić (SRB)	2.32	1996	TCH	=6	Jan Korejs (CZE)	4.00	1936
ZAM	28q	Mutale Mulenga	2.05	1984		6	Rudolf Tomášek (CZE)	4.90	1964
<b>Pole Vault</b>					TUR	nh/q	Orhan Altan	-	1960
ARG	17q	Enrico Barney	4.80	1968	UKR	3	Denis Yurchenko	5.70	2008
AUS	1	<b>Steve Hooker</b>	<b>5.96</b>	<b>2008</b>	URS	1	<b>Sergey Bubka (UKR)</b>	<b>5.90</b>	<b>1988</b>
AUT	=6	Alfred Proksch	4.00	1936		1	<b>Maksim Tarasov (RUS)</b>	<b>5.80</b>	<b>1992</b>
	=6	Alfred Proksch	4.00	1936	USA	1	<b>William Hoyt</b>	<b>3.30</b>	<b>1896</b>
BEL	7	Maurice Henrijean	3.65	1924		1	<b>Irving Baxter</b>	<b>3.30</b>	<b>1900</b>
BLR	6	Dmitriy Markov	5.86	1996		1	<b>Charles Dvorak</b>	<b>3.50</b>	<b>1904</b>
BOH	=23q	Jindrich Jirsák	3.00	1912		=1	<b>Edward Cook</b>	<b>3.71</b>	<b>1908</b>
BRA	6	Lúcio Castro	3.90	1932		=1	<b>Alfred Gilbert</b>	<b>3.71</b>	<b>1908</b>
BUL	10	Khristo Khristov	4.40	1960		1	<b>Harry Babcock</b>	<b>3.95</b>	<b>1912</b>
CAN	=3	Ed Archibald	3.58	1908		1	<b>Frank Foss</b>	<b>4.09</b>	<b>1920</b>
CHI	24	Adolfo Schlegel	3.60	1936		1	<b>Lee Barnes</b>	<b>3.95</b>	<b>1924</b>
CHN	10	Yang Weimin	5.10	1984		1	<b>Sabin Carr</b>	<b>4.20</b>	<b>1928</b>
CRO	=20q	Ivan Horvat	5.35	2012		1	<b>Bill Miller</b>	<b>4.32</b>	<b>1932</b>
CUB	nh/final	Roberto More	-	1976		1	<b>Earle Meadows</b>	<b>4.35</b>	<b>1936</b>
CYP	27q	Fotis Stefani	5.20	1992		1	<b>Guinn Smith</b>	<b>4.30</b>	<b>1948</b>
CZE	8	Jan Kudlička	5.65	2012		1	<b>Bob Richards</b>	<b>4.55</b>	<b>1952</b>
DEN	2	Henry Petersen	3.70	1920		1	<b>Bob Richards</b>	<b>4.56</b>	<b>1956</b>
EGY	26q	Gamal El-Sherbiny	3.60	1952		1	<b>Don Bragg</b>	<b>4.70</b>	<b>1960</b>
ESP	3	Javier García	5.75	1992		1	<b>Fred Hansen</b>	<b>5.10</b>	<b>1964</b>
EST	=15q	Valter Ever	3.20	1924		1	<b>Bob Seagren</b>	<b>5.40</b>	<b>1968</b>
FIN	2	Erkki Kataja	4.20	1948		1	<b>Nick Hysong</b>	<b>5.90</b>	<b>2000</b>
	2	Antti Kalliomäki	5.50	1976		1	<b>Tim Mack</b>	<b>5.95</b>	<b>2004</b>
FRA	1	<b>Fernand Gonder</b>	<b>3.50</b>	<b>1906</b>	UZB	nh/final	Leonid Andreyev	-	2008
	1	<b>Pierre Quinon</b>	<b>5.75</b>	<b>1984</b>	YUG	9	Leon Lukman (SRB)	4.40	1960
	1	<b>Jean Galfione</b>	<b>5.92</b>	<b>1996</b>	<b>Long Jump</b>				
	1	<b>Renaud Lavillenie</b>	<b>5.97</b>	<b>2012</b>	AFG	-/q	Mohamed Khan	-	1936
GBR	=5	Steve Lewis	5.75	2012	AHO	nm/q	Ellsworth Manuel	-	1996
GER	1	<b>Wolfgang Nordwig (GDR)</b>	<b>5.50</b>	<b>1972</b>	ALG	29q	Lotfi Khaida	7.10	1988
GRE	=3	Ioánnis Theodoropoulos	2.60	1896	ANT	15q	Lester Benjamin	7.57	1984
	=3	Ioánnis Theodoropoulos	2.60	1896	ARG	7	Héctor Berra	6.66	1932
	3	Yórgos Roubanis	4.50	1956	ARM	25q	Arsen Sargsyan	7.62	2012
HUN	=4	Jakab Kauser	3.10	1900	AUS	2	Theo Bruce	7.55	1948
IRQ	nh/q	Mohamed Abdullah	-	1960		2	Gary Honey	8.24	1984
ISL	=14	Torfi Bryngeirsson	3.95	1952		2	Jai Taurima	8.49	2000
ISR	8	Danny Krasnov	5.40	1992		2	Mitchell Watt	8.16	2012
	8	Aleksandr Averbukh	5.65	2004	AUT	8	Felix Würth	7.00	1948
ISV	15q	John Morrisette	5.20	1984	BAH	6	Joey Wells	7.97	1984
ITA	3	Giuseppe Gibilisco	5.85	2004	BAN	dnf/q	Shahanuddin Chowdhury	-	1988
JPN	2	Shuhei Nishida	4.30	1932	BEL	13	Erik Nys	7.72	1996
	2	Shuhei Nishida	4.25	1936	BEN	26q	Théophile Hounou	7.07	1980
KAZ	4	Igor Potapovich	5.86	1996	BER	12	Tyrone Smith	7.70	2012
KOR	16q	Kim Chul-Kyun	5.30	1988	BHO	34q	Owen Meighan	6.06	1968
LAT	22q	Mareks Arents	5.35	2012	BIZ	44q	Elston Shaw	6.57	1992
LCA	=26q	Dominic Johnson	5.40	2000	BLR	7	Aleksandr Glavatskiy	8.07	1996
MDA	29q	Alexandru Jucov	5.20	1996	BOH	20	Otto Kohout-Hähnel	5.58	1906
MEX	=25q	Giovanni Lanaro	5.45	2008	BOL	34q	Lionel Caero	6.77	1972
MRI	25q	Kersley Gardenne	5.20	1992	BOT	9	Gable Garenamotse	7.85	2008
NED	=9	Rens Blom	5.65	2004	BRA	4	Ary da Sá	7.23	1952
NGR	nh/q	Owen Okundaye	-	1960	BUL	8	Yordan Yanev	8.02	1980
NOR	3	Carl Andersen	3.20	1900	BUR	24q	Franck Zio	7.70	1992
NZL	nh/q	Paul Gibbons	-	1992	BWI	12	Paul Foreman	7.26	1960
PAK	15q	Allah Ditta	4.00	1956	CAN	2	Calvin Bricker	7.21	1912
PER	16q	Luis Ganoza	3.70	1948	CAY	13q	Kareem Streete-Thompson	7.99	2000
PHI	28q	Edward Lasquete	5.00	1992	CHA	17q	Kemobe Djimassal	7.37	1984
POL	1	<b>Tadeusz Ślusarski</b>	<b>5.50</b>	<b>1976</b>	CHI	=34	Oscar Alvarado	6.51	1928
	1	<b>Władysław Kozakiewicz</b>	<b>5.78</b>	<b>1980</b>	CHN	5	Liu Yuhuang	7.99	1984
POR	=18q	Nuno Fernandes	5.60	1996	CIV	28q	Brou Kouakou	7.20	1976
PUR	4	Rolando Cruz	4.55	1960	CMR	19q	Frederic Ebong-Salle	7.65	1988
ROU	=18	Zenon Dragomir	3.80	1952	CRO	26q	Siniša Ergotić	7.77	2004
RSA	7	Okkert Brits	5.80	2000	CUB	1	<b>Iván Pedroso</b>	<b>8.55</b>	<b>2000</b>
RUS	2	Igor Trandenkov	5.92	1996	CYP	30q	Dimitrios Araouzous	5.67	1984

COUNTRY	POSITION	NAME	MARK	YEAR	COUNTRY	POSITION	NAME	MARK	YEAR
CZE	8	Roman Novotný	8.00	2008	QAT	37q	Abdulrahman Al-Nubi	7.41	2004
DEN	15	Otto Bock	5.77	1906	ROU	8	Bogdan Țăruș	8.21	2004
ECU	=29	Alberto Jurado	5.68	1924	RSA	2	Khotso Mokoena	8.24	2008
EGY	33q	Mohamed Mersal	7.59	2000	RUS	9	Vitaliy Shkurlatov	8.04	2004
ESA	39q	Angelo Iannuzzelli	7.31	1992	SEN	6	Ndiss Kaba Badji	8.16	2008
ESP	3	Joan Lino Martínez	8.32	2004	SEY	37q	Danny Beauchamp	7.44	1992
EST	19	Valter Ever	6.59	1924	SLE	27q	Thomas Ganda	7.67	1992
ETH	29q	Abebe Gessese	6.66	1980	SLO	6	Gregor Cankar	8.11	1996
FIJ	31q	Anthony Moore	6.81	1976	SRI	nm/q	G. D. Peiris	-	1948
FIN	3	Jorma Valkama	7.48	1956		nm/q	Benny Fernando	-	1996
FRA	4	Jacques Rousseau	8.00	1976	SUD	42q	Khalid Ahmed Mousa	7.03	1992
	4	Emmanuel Bangué	8.19	1996	SUI	9	Rolf Bernhard	7.74	1976
GAM	nh/q	Ousman Sallah	-	1996		9	Rolf Bernhard	7.88	1980
<b>GBR</b>	<b>1</b>	<b>Lynn Davies</b>	<b>8.07</b>	<b>1964</b>	<b>SWE</b>	<b>1</b>	<b>William Petersson</b>	<b>7.15</b>	<b>1920</b>
	<b>1</b>	<b>Greg Rutherford</b>	<b>8.31</b>	<b>2012</b>	SWZ	43q	Victor Shabangu	6.79	1996
GEO	35q	Borislav Skhirtladze	7.26	2012	TCH	13	Josef Vosolsobě (CZE)	7.18	1936
<b>GER</b>	<b>1</b>	<b>Lutz Dombrowski (GDR)</b>	<b>8.54</b>	<b>1980</b>	THA	25q	Kumtorn Snidvongs	5.31	1952
GHA	4	Joshua Owusu	8.01	1972	TKM	nm/q	Vladimir Malyavin	-	1996
GRE	4	Aléxandros Halkokondilis	5.74	1896	TOG	26q	Bilanday Bodjona	6.82	1984
GRN	30q	Eugene Licorish	7.60	1992	TPE	16q	Ling Te-Sheng	7.11	1956
GUI	nm/q	Soryba Diakite	-	1992	TTO	25q	George Swanston	7.40	1976
GUY	15q	Mark Mason	7.83	1992	TUR	35q	Yalçın Ünsal	6.97	1960
HAI	2	Silvio Cator	7.58	1928	UAE	23q	Shahad Mubarak	6.98	1984
HKG	31q	Chu Ming	6.41	1964	UGA	27q	Lawrence Ogwang	6.62	1956
HUN	3	Ödön Földessy	7.30	1952	UKR	3	Roman Shchurenko	8.31	2000
IND	=14	Dalip Singh	6.64	1924	URS	3	Igor Ter-Ovanesyan (RUS)	8.04	1960
IRI	17q	Mohammad Arzandeh	7.84	2012		3	Igor Ter-Ovanesyan (RUS)	7.99	1964
IRL	21	Paddy Anglim	6.81	1928	URU	12	Fermín Donazar	6.57	1956
IRQ	46q	Abdul Abdulrazzak	6.37	1960	<b>USA</b>	<b>1</b>	<b>Ellery Clark</b>	<b>6.35</b>	<b>1896</b>
ISL	14q	Finnbjörn Thorvaldsson	6.89	1948		<b>1</b>	<b>Alvin Kraenzlein</b>	<b>7.19</b>	<b>1900</b>
ISR	25q	David Kushnir	6.89	1956		<b>1</b>	<b>Meyer Prinstein</b>	<b>7.34</b>	<b>1904</b>
	25q	David Kushnir	7.20	1960		<b>1</b>	<b>Meyer Prinstein</b>	<b>7.20</b>	<b>1906</b>
ITA	3	Giovanni Evangelisti	8.24	1984		<b>1</b>	<b>Frank Irons</b>	<b>7.48</b>	<b>1908</b>
IVB	40q	Keita Cline	7.26	1996		<b>1</b>	<b>Albert Gutterson</b>	<b>7.60</b>	<b>1912</b>
JAM	2	James Beckford	8.29	1996		<b>1</b>	<b>DeHart Hubbard</b>	<b>7.45</b>	<b>1924</b>
JPN	3	Chuhei Nambu	7.45	1932		<b>1</b>	<b>Ed Hamm</b>	<b>7.73</b>	<b>1928</b>
	3	Naoto Tajima	7.74	1936		<b>1</b>	<b>Ed Gordon</b>	<b>7.64</b>	<b>1932</b>
KEN	16q	Moses Kiayi	7.51	1984		<b>1</b>	<b>Jesse Owens</b>	<b>8.06</b>	<b>1936</b>
KOR	8	Kim Jong-Il	7.81	1984		<b>1</b>	<b>Willie Steele</b>	<b>7.82</b>	<b>1948</b>
KSA	11	Hussein Al-Sabee	7.80	2008		<b>1</b>	<b>Jerome Biffle</b>	<b>7.57</b>	<b>1952</b>
KUW	nm/q	Essa Abbas Faleh Hashem	-	1980		<b>1</b>	<b>Greg Bell</b>	<b>7.83</b>	<b>1956</b>
LBR	31q	Edward Martins	6.01	1956		<b>1</b>	<b>Ralph Boston</b>	<b>8.12</b>	<b>1960</b>
LIB	27q	Gabi Issa Khouri	6.80	1984		<b>1</b>	<b>Bob Beamon</b>	<b>8.90</b>	<b>1968</b>
LTU	26q	Povilas Mykolaitis	7.61	2012		<b>1</b>	<b>Randy Williams</b>	<b>8.24</b>	<b>1972</b>
LUX	23	Henri Pleger	5.82	1920		<b>1</b>	<b>Arnie Robinson</b>	<b>8.35</b>	<b>1976</b>
	23	Paul Hammer	6.24	1924		<b>1</b>	<b>Carl Lewis</b>	<b>8.54</b>	<b>1984</b>
MAR	17q	Younès Moudrik	7.95	2000		<b>1</b>	<b>Carl Lewis</b>	<b>8.72</b>	<b>1988</b>
	=17q	Yahya Berrabah	7.88	2008		<b>1</b>	<b>Carl Lewis</b>	<b>8.67</b>	<b>1992</b>
MAS	29q	Anthony Chong	7.29	1968		<b>1</b>	<b>Carl Lewis</b>	<b>8.50</b>	<b>1996</b>
MEX	10	Esteban Crespo	5.83	1932		<b>1</b>	<b>Dwight Phillips</b>	<b>8.59</b>	<b>2004</b>
MLI	25q	Abdoulaye Traore	6.92	1984	UZB	45q	Rustam Khusnutdinov	7.24	2000
MON	21	Edouard Médecin	6.04	1920	VEN	15q	Víctor Castillo	7.98	2004
MOZ	27q	Stelio Craveirinha	6.94	1980	VIN	nm/q	Orde Ballantyne	-	1988
MRI	10	Jonathan Chimier	8.03	2004	YUG	6	Nenad Stekić (SRB)	7.89	1976
NAM	13q	Stephan Louw	7.93	2008	ZIM	4	Ngonidzashe Makusha	8.19	2008
NCA	32q	Donald Vélez	6.63	1968					
NED	6	Hannes de Boer	7.32	1928	<b>Triple Jump</b>				
NGR	4	Wariboko West	7.60	1964	ALG	15q	Issam Nima	16.50	2012
NOR	3	Sverre Hansen	7.26	1924	ANG	40q	António Santos	15.48	1992
NZL	32q	Dave Norris	7.04	1960	ANT	21q	Maxwell Peters	14.94	1976
PAK	17q	Mohamed Ramzan Ali	7.11	1956	ARG	2	Luis Brunetto	15.43	1924
<b>PAN</b>	<b>1</b>	<b>Irving Saladino</b>	<b>8.34</b>	<b>2008</b>	ARM	5	Armen Martirosyan	16.97	1996
PAR	28q	Oscar Diesel	6.78	1984	<b>AUS</b>	<b>1</b>	<b>Nick Winter</b>	<b>15.53</b>	<b>1924</b>
PER	28q	Ronald Raborg	6.85	1980	AUT	15	Gustav Krojer	11.99	1906
PHI	34q	Henry Dagmil	7.58	2008		=15	Gustav Krojer	13.45	1912
POL	5	Stanisław Jaskułka	8.13	1980	AZE	27q	Vasif Asadov	16.21	1996
POR	10	Carlos Calado	7.94	2000	BAH	3	Frank Rutherford	17.36	1992
PUR	23q	Wilfredo Maisonave	7.58	1972		3	Leevan Sands	17.59	2008
	23q	Elmer Williams	7.70	1992	BAR	32q	Alvin Haynes	15.93	1992

COUNTRY	POSITION	NAME	MARK	YEAR	COUNTRY	POSITION	NAME	MARK	YEAR
BEL	11	Didier Falise	16.17	1988	NBO	24q	Gabuh bin Piging	14.55	1956
BEN	18q	Henri Dagba	14.71	1980	NED	5	Willem Peters	14.93	1932
BER	5	Brian Wellman	17.24	1992	NGR	7	Ajayi Agbebaku	16.67	1984
BIZ	40q	Devon Hyde	14.09	1988		7	Tosin Oke	16.95	2012
	40q	Kawan Lovelace	15.40	1996	NOR	3	Edvard Larsen	14.39	1908
BLR	12	Dzmitry Platnitski	16.19	2012	NZL	23	Wilfred Kalaugher	12.94	1928
BOH	12	Bohuslav Pohl	12.20	1906	PAK	30q	Mohamed Ramzan Ali	13.90	1956
<b>BRA</b>	<b>1</b>	<b>Adhemar da Silva</b>	<b>16.22</b>	<b>1952</b>	PAR	28q	Oscar Diesel	14.19	1984
	<b>1</b>	<b>Adhemar da Silva</b>	<b>16.35</b>	<b>1956</b>	PER	15q	Maximo Reyes	14.38	1948
<b>BUL</b>	<b>1</b>	<b>Khristo Markov</b>	<b>17.61</b>	<b>1988</b>	<b>POL</b>	<b>1</b>	<b>Józef Schmidt</b>	<b>16.81</b>	<b>1960</b>
BUR	41q	Olivier Sanou	15.67	2004		<b>1</b>	<b>Józef Schmidt</b>	<b>16.85</b>	<b>1964</b>
CAN	2	Garfield MacDonald	14.76	1908	<b>POR</b>	<b>1</b>	<b>Nelson Évora</b>	<b>17.67</b>	<b>2008</b>
CHI	23q	Carlos Vera	13.85	1948	PUR	28q	Wilfredo Maisonave	15.38	1972
CHN	4	Zou Zhenxian	16.83	1984	QAT	16q	Ibrahim Aboubaker	16.71	2004
CMR	27q	Ernest Tche	14.39	1984	ROU	2	Marian Oprea	17.55	2004
COL	=24q	Pedro del Vecchio	-	1936	RSA	10	Douglas Stupart	13.40	1908
CUB	2	Yoel García	17.47	2000	RUS	3	Denis Kapustin	17.46	2000
CYP	21q	Marios Hadjiandreou	15.95	1988		3	Danila Burkenya	17.48	2004
DEN	4	Preben Larsen	14.83	1948	SEN	6	Mansour Dia	16.83	1972
DMA	nm/final	Jerome Romain	-	1996	SEY	20q	Arthure Agathine	14.21	1980
ECU	25q	José Quinaliza	15.86	1988	SIN	nm/q	Tan Eng-Yoon	-	1956
	25q	José Adrian Sornoza	16.04	2012	SLO	37q	Boštjan Šimunič	16.07	2004
EGY	11	Hassan Ahmed Badra	16.07	1984	SRI	nm/q	G. D. Peiris	-	1948
ESP	12	Luis Areta	15.75	1968	SVK	14q	Dmitrij Valukevič	17.08	2008
EST	33q	Lauri Leis	16.18	2004	<b>SWE</b>	<b>1</b>	<b>Gustaf Lindblom</b>	<b>14.76</b>	<b>1912</b>
ETH	21q	Yadessa Kuma	13.60	1980		<b>1</b>	<b>Arne Åhman</b>	<b>15.40</b>	<b>1948</b>
<b>FIN</b>	<b>1</b>	<b>Vilho Tuulos</b>	<b>14.51</b>	<b>1920</b>		<b>1</b>	<b>Christian Olsson</b>	<b>17.79</b>	<b>2004</b>
FRA	2	Alexandre Tuffère	12.70	1896	SWZ	27q	Sizwe Mdluli	16.18	1992
<b>GBR</b>	<b>1</b>	<b>Peter O'Connor</b>	<b>14.08</b>	<b>1906</b>	SYR	25q	Mohamad Hazouri	16.37	2004
	<b>1</b>	<b>Tim Ahearne</b>	<b>14.92</b>	<b>1908</b>	TCH	5	Martin Rehák (CZE)	15.85	1956
	<b>1</b>	<b>Jonathan Edwards</b>	<b>17.71</b>	<b>2000</b>	TOG	26q	Denou Koffi	14.44	1984
GER	2	Jörg Drehmel (GDR)	17.31	1972	TPE	26q	Wu Chung-Tsai	14.36	1956
GHA	17q	Francis Doodoo	16.17	1988	TTO	36q	LeJuan Simon	16.16	2004
GRE	3	Ioánnis Persakis	12.52	1896	TUN	43q	Mohamed Karim Sassi	14.25	1996
GRN	15q	Randy Lewis	17.06	2008	TUR	3	Ruhi Sarialp	15.02	1948
HAI	11	Samyr Laine	16.65	2012	UAE	24q	Mohamed Darwish	16.06	2012
HKG	32q	Chu Ming	13.50	1964	UGA	20	Lawrence Ogwang	14.72	1956
HON	42q	Daniel Flores	15.08	1992	UKR	8	Viktor Kuznetsov	16.87	2008
HUN	4	Alajos Szokolý	11.26	1896	<b>URS</b>	<b>1</b>	<b>Viktor Saneyev (GEO)</b>	<b>17.39</b>	<b>1968</b>
IND	14	Mehar Chand Dhawan	13.66	1932		<b>1</b>	<b>Viktor Saneyev (GEO)</b>	<b>17.35</b>	<b>1972</b>
IRI	30q	Rouhollah Rahmani	14.70	1960		<b>1</b>	<b>Viktor Saneyev (GEO)</b>	<b>17.29</b>	<b>1976</b>
IRL	4	Eamonn Fitzgerald	15.01	1932		<b>1</b>	<b>Jaak Uudmäe (EST)</b>	<b>17.35</b>	<b>1980</b>
IRQ	14q	Moujhed Fahid Khalifa	15.86	1980	<b>USA</b>	<b>1</b>	<b>James Connolly</b>	<b>13.71</b>	<b>1896</b>
ISL	2	Vilhjálmur Einarsson	16.26	1956		<b>1</b>	<b>Meyer Prinstein</b>	<b>14.47</b>	<b>1900</b>
ISR	17q	Rogel Nachum	16.67	1996		<b>1</b>	<b>Meyer Prinstein</b>	<b>14.35</b>	<b>1904</b>
ISV	18q	Muhammad Halim	16.39	2012		<b>1</b>	<b>Al Joyner</b>	<b>17.26</b>	<b>1984</b>
ITA	3	Giuseppe Gentile	17.22	1968		<b>1</b>	<b>Mike Conley</b>	<b>18.17</b>	<b>1992</b>
	3	Fabrizio Donato	17.48	2012		<b>1</b>	<b>Kenny Harrison</b>	<b>18.09</b>	<b>1996</b>
JAM	30q	Lennox Burgher	15.29	1968		<b>1</b>	<b>Christian Taylor</b>	<b>17.81</b>	<b>2012</b>
<b>JPN</b>	<b>1</b>	<b>Mikio Oda</b>	<b>15.21</b>	<b>1928</b>	UZB	34q	Yevgeniy Petin	15.27	2000
	<b>1</b>	<b>Chuhei Nambu</b>	<b>15.72</b>	<b>1932</b>	VEN	3	Arnoldo Devonish	15.52	1952
	<b>1</b>	<b>Naoto Tajima</b>	<b>16.00</b>	<b>1936</b>	VIE	19q	Duc Thuy Duong	14.59	1980
KAZ	15q	Sergey Arzamasov	16.70	2000	VIN	38q	Lennox Adams	14.73	1988
KEN	20q	Moses Kiayi	15.90	1984	YUG	10	Milan Spasojević (SRB)	16.09	1980
KGZ	37q	Maxim Smetanin	15.90	1996	ZAM	17q	Bogger Musaanga	14.79	1980
KOR	12	Kim Won-Kwon	14.25	1948	ZIM	31q	Ndabezinhle Mdhlongwa	15.96	1992
KSA	23q	Mohamed Bohari	13.85	1976					
KUW	16q	Marsouq Al-Youhah	16.75	1992	<b>Shot Put</b>				
LAT	10	Māris Bružiks	16.80	1992	AFG	=16q	Abdul Rahim	-	1936
LBA	36q	Fethi Khalifa Abou	15.13	1988	ALB	36q	Adriatik Hoxha	17.58	2012
LTU	23q	Andrius Raizgis	16.38	1996	ARG	6	Germán Lauro	20.84	2012
MAD	14q	Toussaint Rabenala	16.84	1992	ASA	34q	Anthony Leiato	13.02	1996
MAR	nm/q	Tarik Bougtaïb	-	2008	AUS	6	Justin Anlezark	20.31	2004
MAW	34q	Martin Matupi	13.57	1972	AUT	6	Klaus Bodenmüller	20.48	1992
MDA	24q	Vladimir Letnicov	16.62	2008	BEL	18	Gustave Wuyts	11.05	1920
MEX	15	Salvador Alaniz	13.28	1932	BIH	16q	Hamza Alić	19.87	2008
MKD	37q	Redzhep Selman	15.29	2008	BLR	4	Andrey Mikhnevich	20.60	2004
MLI	25q	Abdoulaye Traore	15.32	1984		4	Pavel Lyzhin	20.98	2008
MOZ	39q	Paulo Noronha	14.71	1988	BOH	15	František Janda-Suk	11.15	1912





COUNTRY	POSITION	NAME	MARK	YEAR	COUNTRY	POSITION	NAME	MARK	YEAR
IRI	2	Ehsan Hadadi	68.18	2012	UZB	37q	Roman Poltoratskiy	51.96	1996
IRL	11	Patrick Bermingham	40.42	1924	YUG	8	Dako Radošević (BIH)	51.69	1956
IRQ	34q	Nayef Hamid	39.37	1960	<b>Hammer Throw</b>				
ISL	11	Vésteinn Hafsteinsson	60.06	1992	ALB	28q	Dorian Çollaku	70.98	2008
ISR	26q	Gideon Ariel	46.12	1964	ALG	17q	Hakim Toumi	67.68	1984
<b>ITA</b>	<b>1</b>	<b>Adolfo Consolini</b>	<b>52.78</b>	<b>1948</b>	ARG	6	Federico Kleger	48.33	1932
IVB	37q	Eric Matthias	53.11	2008	AUS	8	Sean Carlin	76.16	1992
JAM	20q	Traves Smikle	61.85	2012	AUT	9	Heinrich Thun	63.53	1960
JPN	27	Ichiro Furuyama	37.89	1928	9	Johann Lindner	75.14	1992	
KOR	26q	Min Se-Hoon	47.84	1988	AZE	20q	Dzmitry Marshin	72.85	2012
KSA	28q	Farouk Saed Al-Turki	33.78	1972	BEL	22	Henri Haest	48.78	1952
KUW	17q	Nejim Abdulrazak	39.26	1980	BLR	2	Vadim Devyatovskiy	81.61	2008
LAT	12	Janis Jordans	42.78	1928	BRA	13	Carmine di Giorgi	36.45	1932
LIE	=14q	Oskar Ospelt	-	1936	BRN	26q	Rashid Riyadh	56.08	1992
<b>LTU</b>	<b>1</b>	<b>Romas Ubartas</b>	<b>65.12</b>	<b>1992</b>	BUL	6	Emanouil Dylgerov	74.04	1980
	<b>1</b>	<b>Virgilijus Alekna</b>	<b>69.30</b>	<b>2000</b>	CAN	2	Duncan Gillis	48.39	1912
	<b>1</b>	<b>Virgilijus Alekna</b>	<b>69.89</b>	<b>2004</b>	CHI	8	Ricardo Bayer	46.34	1928
LUX	31	Marcel Pelletier	33.73	1912	CHN	12q	Bi Zhong	74.30	1992
MDA	32q	Vadim Hranovschi	55.64	2004	CRO	10	Andraš Haklić	76.58	2008
MEX	33	Jesús Aguirre	33.21	1928	CUB	11	Guillermo Orozco	68.68	1980
MGL	23q	Dashdende Makhshiri	59.16	1996	CYP	33q	Konstadínos Stathelákos	69.65	2012
MLI	13	Namakoro Niaré	56.48	1972	CZE	6	Lukáš Melich	77.17	2012
MNE	38q	Danijel Furtula	57.48	2012	DEN	=9	Harald Agger	-	1908
MRI	18q	Dominique Bechard	41.10	1984	EGY	29q	Moustafa Al-Gamal	71.36	2012
NCA	26q	Rolando Mendoza	39.62	1968	ESA	22q	Carlos Hasblun	37.46	1968
NED	7	Rutger Smith	65.39	2008	ESP	16q	Javier Cienfuegos	73.73	2012
NGR	17q	Adewale Olukoju	60.98	1996	EST	5	Jüri Tamm	77.52	1992
NOR	4	Harald Stenerud	45.80	1928	<b>FIN</b>	<b>1</b>	<b>Juha Tiainen</b>	<b>78.08</b>	<b>1984</b>
	4	Reidar Sørli	48.77	1936	FRA	7	Walter Ciofani	73.46	1984
	4	Ivar Ramstad	49.21	1948	GBR	3	Malcolm Nokes	48.88	1924
	4	Knut Hjeltnes	65.28	1984	<b>GER</b>	<b>1</b>	<b>Karl Hein</b>	<b>56.49</b>	<b>1936</b>
NZL	12	Robin Tait	57.68	1968	GRE	12	Aléxandros Papadimitríou	73.30	2000
PAK	19q	Muhammad Ayub	44.88	1956	<b>HUN</b>	<b>1</b>	<b>Imre Németh</b>	<b>56.07</b>	<b>1948</b>
PAR	16q	Ramon Jiménez Gaona	59.78	1992	<b>1</b>	<b>József Csermák</b>	<b>60.34</b>	<b>1952</b>	
	16q	Ramon Jiménez Gaona	61.36	1996	<b>1</b>	<b>Gyula Zsivótzky</b>	<b>73.36</b>	<b>1968</b>	
PER	12	Eduardo Julve	44.05	1948	<b>1</b>	<b>Balász Kiss</b>	<b>81.24</b>	<b>1996</b>	
POL	2	Piotr Małachowski	67.82	2008	<b>1</b>	<b>Krisztián Pars</b>	<b>80.59</b>	<b>2012</b>	
POR	31	Antonio Martins	32.40	1924	IND	20q	Praveen Kumar	60.84	1968
PUR	25q	Ignacio Reinoso	46.36	1964	IRI	22q	Kaveh Mousavi	72.70	2012
QAT	10	Rashid Al-Dosari	62.55	2008	<b>IRL</b>	<b>1</b>	<b>Pat O'Callaghan</b>	<b>51.39</b>	<b>1928</b>
ROU	4	Costel Grasu	62.86	1992	<b>1</b>	<b>Pat O'Callaghan</b>	<b>53.92</b>	<b>1932</b>	
RSA	3	Frantz Kruger	68.19	2000	ISL	25q	Berguer Ingi Petursson	71.63	2008
RUS	6	Bogdan Pishchalnikov	65.88	2008	ITA	2	Nicola Vizzoni	79.64	2000
SAM	17q	Henry Smith	51.90	1984	<b>JPN</b>	<b>1</b>	<b>Koji Murofushi</b>	<b>82.91</b>	<b>2004</b>
SEN	27q	Ibrahima Gueye	52.82	1976	KGZ	dnf/q	Nikolay Davydov	-	2000
SLO	24q	Igor Primc	59.12	1996	KOR	13	Kang Wan-In	43.93	1948
SUI	15	Arturo Conturbia	41.90	1928	KUW	17q	Khaled Murad Ghaloum	47.40	1980
SVK	35q	Jaroslav Žitňanský	53.30	2004	LAT	19q	Igors Sokolovs	73.72	2008
SWE	3	Ricky Bruch	63.40	1972	LTU	20q	Benjaminas Viluckis	70.54	1992
SYR	16q	Adnan Houry	47.52	1980	MDA	26q	Roman Rozna	71.33	2008
<b>TCH</b>	<b>1</b>	<b>Ludvík Daněk (CZE)</b>	<b>64.40</b>	<b>1972</b>	MEX	11	Francisco Davila	41.61	1932
TKM	nm/q	Chary Mamedov	-	2000	MRI	nm/q	Dominique Bechard	-	1984
TUR	34	Megerdich Magherian	32.98	1912	NCA	21q	Gustavo Morales	45.76	1968
UKR	7	Vitaliy Sidorov	63.82	1996	NED	10	Hendrik Kamerbeek	46.02	1928
<b>URS</b>	<b>1</b>	<b>Viktor Rashchupkin (RUS)</b>	<b>66.64</b>	<b>1980</b>	NOR	7	Sverre Strandli	56.36	1952
<b>USA</b>	<b>1</b>	<b>Robert Garrett</b>	<b>29.15</b>	<b>1896</b>	NZL	16q	Murray Cheater	67.38	1976
	<b>1</b>	<b>Martin Sheridan</b>	<b>39.28</b>	<b>1904</b>	PAK	11	Muhammad Iqbal	56.97	1956
	<b>1</b>	<b>Martin Sheridan</b>	<b>41.46</b>	<b>1906</b>	<b>POL</b>	<b>1</b>	<b>Szymon Ziółkowski</b>	<b>80.02</b>	<b>2000</b>
	<b>1</b>	<b>Martin Sheridan</b>	<b>40.89</b>	<b>1908</b>	POR	26q	Vitor Costa	72.47	2004
	<b>1</b>	<b>Bud Houser</b>	<b>46.16</b>	<b>1924</b>	PUR	28q	William Silen	62.02	1972
	<b>1</b>	<b>Bud Houser</b>	<b>47.32</b>	<b>1928</b>	ROU	12	Constantin Dumitru	52.77	1952
	<b>1</b>	<b>John Anderson</b>	<b>49.49</b>	<b>1932</b>	RUS	5	Ilya Kononov	78.56	2000
	<b>1</b>	<b>Ken Carpenter</b>	<b>50.48</b>	<b>1936</b>	5	Kirill Ikonnikov	77.86	2012	
	<b>1</b>	<b>Sim Iness</b>	<b>55.03</b>	<b>1952</b>	<b>SLO</b>	<b>1</b>	<b>Primož Kozmus</b>	<b>82.02</b>	<b>2008</b>
	<b>1</b>	<b>Al Oerter</b>	<b>56.36</b>	<b>1956</b>	SUI	=9	Julius Wagner	-	1908
	<b>1</b>	<b>Al Oerter</b>	<b>59.18</b>	<b>1960</b>	SVK	6	Libor Charfreitag	77.54	2004
	<b>1</b>	<b>Al Oerter</b>	<b>61.00</b>	<b>1964</b>	SWE	2	Carl Johan Lind	48.43	1920
	<b>1</b>	<b>Al Oerter</b>	<b>64.78</b>	<b>1968</b>	2	Ossian Skiöld	51.29	1928	
	<b>1</b>	<b>Mac Wilkins</b>	<b>67.50</b>	<b>1976</b>					

COUNTRY	POSITION	NAME	MARK	YEAR	COUNTRY	POSITION	NAME	MARK	YEAR
TCH	4	Jiří Dadák (CZE)	56.81	1952	IRL	20q	Terry McHugh	79.90	2000
TJK	10	Dilshod Nazarov	73.80	2012	IRQ	27q	Salah Majid	57.52	1960
TKM	35q	Mergen Mamedov	68.39	2012	ISL	5	Sigurdur Einarsson	80.34	1992
TUR	2	Eşref Apak	79.51	2004	ISR	24q	Baruch Feinberg	68.24	1960
(Apak not publicly confirmed by the IOC as silver medallist as at June 10, 2016)					ISR	24q	Vadim Bavikin	73.88	1992
UKR	3	Aleksandr Krykun	80.02	1996	ITA	6	Giovanni Livore	72.88	1956
<b>URS</b>	<b>1</b>	<b>Vasiliy Rudenkov (BLR)</b>	<b>67.10</b>	<b>1960</b>	JPN	5	Masami Yoshida	81.98	1984
	<b>1</b>	<b>Romauld Klim (BLR)</b>	<b>69.74</b>	<b>1964</b>	KEN	12	Julius Yego	77.15	2012
	<b>1</b>	<b>Anatoliy Bondarchuk (UKR)</b>	<b>75.50</b>	<b>1972</b>	KGZ	35q	Dmitriy Shnayder	66.40	2000
	<b>1</b>	<b>Yuriy Sedykh (UKR)</b>	<b>77.52</b>	<b>1976</b>	KOR	16q	Lee Wok-Yong	78.10	1988
	<b>1</b>	<b>Yuriy Sedykh (UKR)</b>	<b>81.80</b>	<b>1980</b>	KSA	22q	Seif Abdelatif Al-Qahtani	53.06	1972
	<b>1</b>	<b>Sergey Litvinov (RUS)</b>	<b>84.80</b>	<b>1988</b>	KUW	35q	Ghanem Mabrouk	65.84	1988
	<b>1</b>	<b>Andrey Abduvaliyev (TJK)</b>	<b>82.54</b>	<b>1992</b>	LAT	2	Vadims Vasilevskis	84.95	2004
URU	31q	Darwin Piñeyría	59.84	1972	LAT	2	Ainars Kovals	86.64	2008
<b>USA</b>	<b>1</b>	<b>John Flanagan</b>	<b>51.01</b>	<b>1900</b>	LIB	22q	Ghasson Faddoul	54.92	1976
	<b>1</b>	<b>John Flanagan</b>	<b>51.23</b>	<b>1904</b>	LTU	26	Viktoras Ražaitis	51.16	1928
	<b>1</b>	<b>John Flanagan</b>	<b>51.92</b>	<b>1908</b>	LUX	21	Jean Servais	40.08	1920
	<b>1</b>	<b>Matt McGrath</b>	<b>54.74</b>	<b>1912</b>	MAS	23q	Nashatar Singh Sidhu	70.70	1968
	<b>1</b>	<b>Pat Ryan</b>	<b>52.88</b>	<b>1920</b>	MEX	12	Adolfo Clouthier	46.38	1932
	<b>1</b>	<b>Fred Tootell</b>	<b>53.29</b>	<b>1924</b>	NCA	21q	Donald Vélez	63.74	1972
	<b>1</b>	<b>Hal Connolly</b>	<b>63.19</b>	<b>1956</b>	NED	16	Jaap van der Poll	56.25	1936
UZB	15q	Andrey Abduvaliyev	75.64	2000	NGR	32q	Pius Bazighe	70.78	1996
YUG	2	Ivan Gubijan (SRB)	54.27	1948	<b>NOR</b>	<b>1</b>	<b>Egil Danielsen</b>	<b>85.71</b>	<b>1956</b>
<b>Javelin Throw</b>					<b>1</b>	<b>Andreas Thorkildsen</b>	<b>86.50</b>	<b>2004</b>	
AFG	28q	Abdul Hakim Wardak	54.20	1960	<b>1</b>	<b>Andreas Thorkildsen</b>	<b>90.57</b>	<b>2008</b>	
ARG	15	Ricardo Héber	62.82	1952	NZL	7	Stanley Lay	62.89	1928
ARM	37q	Melik Janoyan	64.47	2008	PAK	14	Mohamed Nawaz	62.55	1956
AUS	6	Jarrod Bannister	83.45	2008	PAR	20q	Edgar Baumann	77.74	1996
AUT	10	Walter Pektor	77.40	1968	POL	2	Janusz Sidło	79.98	1956
BEL	18	Adolphe Hauman	42.58	1920	PUR	12	Amado Morales	75.54	1976
	18	Jules Herremans	56.33	1928	ROU	3	Gheorghe Megelea	87.16	1976
BEN	17q	Inoussa Dangou	63.56	1980	RSA	21	George Weightman-Smith	54.37	1928
BLR	8	Vladimir Kozlov	82.06	2008	RUS	3	Sergey Makarov	88.67	2000
BRA	11	Heitor Medina	58.00	1932		3	Sergey Makarov	84.84	2004
BRN	31q	Yusuf Boukhamas	55.24	1992	SLO	22q	Peter Zupanc	77.34	2004
BUL	11	Stefan Stoykov	79.04	1980	SUI	5	Urs von Wartburg	78.72	1964
CAN	8	Laslo Babits	80.68	1984	SVK	27q	Marián Bokor	75.49	2000
CAY	37q	Paul Hurlston	62.34	1988	<b>SWE</b>	<b>1</b>	<b>Eric Lemming</b>	<b>54.83</b>	<b>1908</b>
CHI	16	Arturo Medina	43.90	1920	<b>1</b>	<b>Eric Lemming</b>	<b>60.64</b>	<b>1912</b>	
CHN	11	Zhang Lianbiao	80.96	1996	<b>1</b>	<b>Erik Lundqvist</b>	<b>66.60</b>	<b>1928</b>	
CIV	17q	Jacques Aye-Abehi	78.40	1976	SYR	36q	Hafez Al-Hussein	63.34	1988
COL	26q	Dayron Márquez	77.59	2012	TAN	16q	Zakayo Malekwa	71.58	1980
CRO	17q	Ivan Mustapić	77.50	1992	<b>TCH</b>	<b>1</b>	<b>Jan Železný (CZE)</b>	<b>89.66</b>	<b>1992</b>
CUB	8	Emeterio González	83.33	2000	TPE	24q	Chen Hung-Yen	71.48	1984
<b>CZE</b>	<b>1</b>	<b>Jan Železný</b>	<b>88.16</b>	<b>1996</b>	<b>TTO</b>	<b>1</b>	<b>Keshorn Walcott</b>	<b>84.58</b>	<b>2012</b>
	<b>1</b>	<b>Jan Železný</b>	<b>90.17</b>	<b>2000</b>	TUN	32q	Maher Ridene	70.35	2000
DEN	19	Oluf Petersen	42.13	1920	TUR	20q	Fatih Avan	78.87	2012
EGY	18q	Ibrahim Okasha	58.00	1936	UGA	12	Justin Arop	77.34	1980
ESP	23	Ignacio Izaguirre	38.92	1920	UKR	2	Aleksandr Pyatnytsya	84.51	2012
EST	5	Aleksander Klumberg	62.39	1920	<b>URS</b>	<b>1</b>	<b>Viktor Tsybulenko (UKR)</b>	<b>84.64</b>	<b>1960</b>
ETH	18q	Milkessa Chalchisa	51.04	1980	<b>1</b>	<b>Jānis Lūsis (LAT)</b>	<b>90.10</b>	<b>1968</b>	
FIJ	13q	Leslie Copeland	80.19	2012	<b>1</b>	<b>Dainis Kūla (LAT)</b>	<b>91.20</b>	<b>1980</b>	
<b>FIN</b>	<b>1</b>	<b>Jonni Myyrä</b>	<b>65.78</b>	<b>1920</b>	<b>USA</b>	<b>1</b>	<b>Cy Young</b>	<b>73.78</b>	<b>1952</b>
	<b>1</b>	<b>Jonni Myyrä</b>	<b>62.96</b>	<b>1924</b>	UZB	24q	Sergey Voynov	76.30	1996
	<b>1</b>	<b>Matti Järvinen</b>	<b>72.71</b>	<b>1932</b>		24q	Sergey Voynov	74.68	2004
	<b>1</b>	<b>Tapio Rautavaara</b>	<b>69.77</b>	<b>1948</b>	VEN	26q	Brígido Iriarte	52.13	1952
	<b>1</b>	<b>Pauli Nevala</b>	<b>82.66</b>	<b>1964</b>	YUG	5	Branko Dangubić (SRB)	70.55	1952
	<b>1</b>	<b>Arto Härkönen</b>	<b>86.76</b>	<b>1984</b>	<b>Decathlon</b>				
	<b>1</b>	<b>Tapio Korjus</b>	<b>84.28</b>	<b>1988</b>	ARG	4	Enrique Kistenmacher	6929	1948
FRA	7	Michel Macquet	71.84	1956	AUS	6	Peter Mullins	6739	1948
GBR	2	David Otley	85.74	1984	AUT	4	Georg Werthner	8050	1980
	2	Steve Backley	87.44	1996	BAR	dnf	Clifford Brooks	-	1972
	2	Steve Backley	89.85	2000	dnf	Victor Houston	-	1996	
<b>GER</b>	<b>1</b>	<b>Gerhard Stöck</b>	<b>71.84</b>	<b>1936</b>	BEL	4	Hans Van Alphen	8447	2012
	<b>1</b>	<b>Klaus Wolfermann (FRG)</b>	<b>90.48</b>	<b>1972</b>	BLR	2	Andrey Kravchenko	8551	2008
GRE	6	Kostas Gatsioudis	86.53	2000	BRA	19	Luiz de Araújo	7849	2012
<b>HUN</b>	<b>1</b>	<b>Miklós Németh</b>	<b>94.58</b>	<b>1976</b>	BUL	7	Atanas Andonov	7927	1980
IND	25q	Gurtej Singh	70.08	1984	CAN	3	Dave Steen	8328	1988

COUNTRY	POSITION	NAME	MARK	YEAR	COUNTRY	POSITION	NAME	MARK	YEAR
CHI	13	Gonzalo Barroilhet	7972	2012	SLE	16	Columba Blango	5080	1980
CHN	15	Wang Kangqiang	7662	1984	SLO	23	Damjan Sitar	7336	2008
CUB	3	Leonel Suárez	8527	2008	SRB	dnf	Mihail Dudaš	-	2012
	3	Leonel Suárez	8523	2012	SUI	6	Ernst Gerspach	6743	1924
CYP	dnf	Yeórgios Andréou	-	2000		6	Armin Guhl	7033	1936
<b>CZE</b>	<b>1</b>	<b>Roman Šebrle</b>	<b>8893</b>	<b>2004</b>	SVK	24	Slaven Dizdarević	7021	2008
DEN	7	Steen Smidt-Jensen	7947	1972	<b>SWE</b>	<b>1</b>	<b>Hugo Wieslander</b>	<b>7724</b>	<b>1912</b>
ECU	23	Fidel Solórzano	6519	1984	<b>TCH</b>	<b>1</b>	<b>Robert Zmelík (CZE)</b>	<b>8611</b>	<b>1992</b>
EGY	28	Sayed Mukhtar	5031	1948	TGA	26	Homelo Vi	6768	1992
ESA	26	Santiago Mellado	7517	1988	TPE	2	Yang Chuan-Kwang	8334	1960
ESP	2	Antonio Peñalver	8412	1992	TUR	23	Alper Kasapoğlu	7205	1992
<b>EST</b>	<b>1</b>	<b>Erki Nool</b>	<b>8641</b>	<b>2000</b>	UAE	27	Ibrahim Al-Matrooshi	6124	1992
FIJ	24	Albert Miller	6971	1992	UKR	7	Aleksey Kasyanov	8238	2008
<b>FIN</b>	<b>1</b>	<b>Paavo Yrjölä</b>	<b>8053</b>	<b>1928</b>		7	Aleksey Kasyanov	8283	2012
FRA	2	Ignace Heinrich	6974	1948	<b>URS</b>	<b>1</b>	<b>Mykola Avilov (UKR)</b>	<b>8454</b>	<b>1972</b>
<b>GBR</b>	<b>1</b>	<b>Daley Thompson</b>	<b>8495</b>	<b>1980</b>	URU	=20	Hércules Azcune	6026	1948
	<b>1</b>	<b>Daley Thompson</b>	<b>8798</b>	<b>1984</b>	<b>USA</b>	<b>1</b>	<b>Jim Thorpe</b>	<b>8412</b>	<b>1912</b>
<b>GER</b>	<b>1</b>	<b>Willi Holdorf</b>	<b>7887</b>	<b>1964</b>		<b>1</b>	<b>Harold Osborn</b>	<b>7710</b>	<b>1924</b>
	<b>1</b>	<b>Christian Schenk (GDR)</b>	<b>8488</b>	<b>1988</b>		<b>1</b>	<b>Jim Bausch</b>	<b>8462</b>	<b>1932</b>
GRE	20	Stylianos Bernardis	6149	1928		<b>1</b>	<b>Glenn Morris</b>	<b>7900</b>	<b>1936</b>
GRN	dnf	Kurt Felix	-	2012		<b>1</b>	<b>Bob Mathias</b>	<b>7139</b>	<b>1948</b>
GUA	24	Angel Díaz	6342	1984		<b>1</b>	<b>Bob Mathias</b>	<b>7887</b>	<b>1952</b>
HAI	23	Edouard Armand	5207	1924		<b>1</b>	<b>Milt Campbell</b>	<b>7937</b>	<b>1956</b>
HON	28	Jorge Flores	5746	1992		<b>1</b>	<b>Rafer Johnson</b>	<b>8392</b>	<b>1960</b>
HUN	4	Dezső Szabó	8199	1992		<b>1</b>	<b>Bill Toomey</b>	<b>8193</b>	<b>1968</b>
IND	17	Vijay Chauhan Singh	7378	1972		<b>1</b>	<b>Bruce Jenner</b>	<b>8618</b>	<b>1976</b>
IRI	12	Reza Farabi	5103	1956		<b>1</b>	<b>Dan O'Brien</b>	<b>8824</b>	<b>1996</b>
IRL	8	Bob Tisdall	7327	1932		<b>1</b>	<b>Bryan Clay</b>	<b>8791</b>	<b>2008</b>
ISL	12	Örn Clausen	6444	1948		<b>1</b>	<b>Ashton Eaton</b>	<b>8869</b>	<b>2012</b>
	12	Valbjörn Thorláksson	7135	1964	UZB	8	Ramil Ganiyev	8318	1996
	12	Jón Arnar Magnússon	8274	1996	VEN	12	Brígido Iriarte	5770	1952
ITA	6	Franco Sar	7195	1960	VIE	dnf	Henh Phuc Ho	-	1968
JAM	9	Claston Bernard	8225	2004	YUG	9	Jože Brodnik (SLO)	6918	1960
	9	Maurice Smith	8205	2008					
JPN	12	Gensaburo Noguchi	3668	1920					
	12	Tatsuo Toki	6757	1928	<b>20 Kilometres Walk</b>				
KAZ	3	Dmitriy Karpov	8725	2004	ALG	23	Moussa Aouanouk	1:25:04	2000
KEN	17	Koech Kiprop	6707	1964	ARG	22	Juan Manuel Cano	1:22:10	2012
KOR	33	Lee Kwang-Ik	6917	1988	AUS	2	Noel Freeman	1:34:16	1960
LAT	14	Guido Jekkals	5981	1924	AUT	21	Martin Toporek	1:44:56	1980
LBR	20	Jangy Addy	7665	2008	BEL	25	Godfried de Jonckheere	1:35:04	1976
LIE	14	Alois Bucheli	6849	1964	BLR	9	Yevgeniy Misyulya	1:21:16	1996
LTU	25	Darius Draudvila	7557	2012	BOL	36	Osvaldo Morejon	1:44:42	1984
LUX	dnf	René Kremer	-	1948	BRA	14	José Bagio	1:23:33	2004
MAD	dnf	Dominique Rakotorahalahy	-	1968		14	José Bagio	1:21:43	2008
MAW	22	Wilfred Mwalawanda-Ngwenya	6227	1972	BUL	43	Lyubomir Ivanov	1:28:43	1988
MDA	30	Victor Covalenko	6543	2004	CAN	2	Guillaume Leblanc	1:22:25	1992
MEX	21	Rodolfo Mijares	5413	1960	CHI	41	Yerko Araya	1:25:27	2012
MLI	18	Dramana Sereme	5917	1964	<b>CHN</b>	<b>1</b>	<b>Chen Ding</b>	<b>1:18:46</b>	<b>2012</b>
MON	20	Gaston Médécin	5347	1924	COL	9	Querubin Moreno	1:26:04	1984
MRI	25	Vivian Coralie	6084	1984		9	Héctor Moreno	1:26:23	1992
NCA	19	Donald Vélez	5943	1968		9	Luis López	1:20:59	2008
NED	5	Reindert Brassier	7046	1936	CRC	39	Allan Segura	1:27:10	2008
	5	Evert Kamerbeek	7236	1960	CUB	27	Euclides Calzado	1:49:27	1968
	5	Chiel Warners	8343	2004	CZE	19	Jiří Malysa	1:24:08	2000
NEP	34	Dambar Kunwar	5339	1988	DEN	14	Tommy Kristensen	1:35:30	1964
<b>NOR</b>	<b>1</b>	<b>Helge Løvland</b>	<b>6803</b>	<b>1920</b>	<b>ECU</b>	<b>1</b>	<b>Jefferson Pérez</b>	<b>1:20:07</b>	<b>1996</b>
NZL	12	Brent Newdick	7988	2012	ESA	29	Roberto Castellanos	1:58:48	1968
PAR	22	Claudio Escaruiza	6546	1984	<b>ESP</b>	<b>1</b>	<b>Daniel Plaza</b>	<b>1:21:45</b>	<b>1992</b>
PER	dnf	Eduardo Julve	-	1948	ETH	16	Hunde Toure	1:37:17	1980
	dnf	Miro Ronac	-	1980	FIN	9	Reima Salonen	1:31:32	1980
PNG	25	Erich Momberger	6780	1992	FRA	8	Bertrand Moulinet	1:20:12	2012
POL	3	Ryszard Katus	7984	1972	<b>GBR</b>	<b>1</b>	<b>Ken Matthews</b>	<b>1:29:34</b>	<b>1964</b>
POR	12	Mario Aníbal	8136	2000	<b>GER</b>	<b>1</b>	<b>Peter Frenkel (GDR)</b>	<b>1:26:42</b>	<b>1972</b>
PUR	20	Héctor Román	5264	1952	GRE	15	Aristides Karageorgios	1:36:53	1980
QAT	21	Monasser Saleh	6589	1984		15	Aléxandros Papamiháil	1:21:12	2012
ROU	16	Radu Gavrilaş	7417	1972	GUA	2	Erick Barrondo	1:18:57	2012
RSA	5	Edward Sutherland	6794	1924	HON	27	Santiago Fonseca	1:36:07	1976
RUS	4	Aleksandr Pogorelov	8328	2008	HUN	8	Sándor Urbanik	1:26:08	1992
					IND	10	Irfan Kolothum Thodi	1:20:21	2012

COUNTRY	POSITION	NAME	MARK	YEAR	COUNTRY	POSITION	NAME	MARK	YEAR
IRI	dnf	Ebrahim Rahimian	-	2012	GEO	41	Maciej Rosiewicz	4:05:20	2012
IRL	6	Jimmy McDonald	1:25:16	1992	<b>GER</b>	<b>1</b>	<b>Christoph Höhne (GDR)</b>	<b>4:20:14</b>	<b>1968</b>
ISV	36	Henry Klein	1:50:50	1976	<b>1</b>	<b>Bernd Kannenberg (FRG)</b>	<b>3:56:12</b>	<b>1972</b>	
<b>ITA</b>	<b>1</b>	<b>Maurizio Damilano</b>	<b>1:23:36</b>	<b>1980</b>	<b>1</b>	<b>Hartwig Gauder (GDR)</b>	<b>3:49:24</b>	<b>1980</b>	
	<b>1</b>	<b>Ivano Brugnetti</b>	<b>1:19:40</b>	<b>2004</b>	GRE	12	Khristos Karageorgios	4:24:36	1980
JOR	38	Amjad Tawalbeh	1:49:35	1984	GUA	17	José Victor Alonzo	4:36:35	1984
JPN	11	Yuki Yamazaki	1:21:18	2008		17	Julio Urias	3:56:27	1996
KAZ	16	Valeriy Borisov	1:23:47	1996	HKG	31	So Kam-Tong	5:07:53	1964
KEN	19	David Rotich	1:22:21	2008	HUN	2	Antal Kiss	4:30:17	1968
KOR	17	Kim Hyun-Sup	1:21:36	2012	IND	8	Zora Singh	4:37:44	1960
LAO	25	Thipsamay Chanthaphone	2:20:22	1980	IRL	3	Robert Heffernan	3:37:54	2012
LAT	6	Aigars Fadejevs	1:20:47	1996			(Heffernan not publicly confirmed by the IOC as bronze medallist as at June 10, 2016)		
LTU	26	Viktoras Meškauskas	1:33:24	1992	ISR	19	Shaul Ladany	4:24:39	1972
LUX	16	Charles Sowa	1:36:16	1964	<b>ITA</b>	<b>1</b>	<b>Giuseppe Dordoni</b>	<b>4:28:08</b>	<b>1952</b>
MAS	32	Khoo Chong Beng	1:40:17	1976	<b>1</b>	<b>Abdon Pamich</b>	<b>4:11:12</b>	<b>1964</b>	
MDA	34	Fedosey Chumachenko	1:29:06	2004	<b>1</b>	<b>Alex Schwazer</b>	<b>3:37:09</b>	<b>2008</b>	
<b>MEX</b>	<b>1</b>	<b>Daniel Bautista</b>	<b>1:24:41</b>	<b>1976</b>	JPN	7	Yuki Yamazaki	3:45:47	2008
	<b>1</b>	<b>Ernesto Canto</b>	<b>1:23:13</b>	<b>1984</b>		7	Koichiro Morioka	3:43:14	2012
MYA	52	Myint Htay	1:42:28	1996	KAZ	8	Sergey Korepanov	3:48:42	1996
NCA	21	Esteban Valle	1:45:09	1972	KEN	35	William Sawe	4:25:24	1988
NOR	8	Erling Andersen	1:25:42	1984	KOR	10	Park Chil-Seong	3:45:55	2012
NZL	5	Norman Read	1:36:59	1960	LAT	2	Jānis Daliņš	4:57:20	1932
PLE	44	Rami Al-Deeb	1:32:32	2000		2	Aigars Fadejevs	3:43:40	2000
<b>POL</b>	<b>1</b>	<b>Robert Korzeniowski</b>	<b>1:18:59</b>	<b>2000</b>	LTU	30	Daugvinas Zujus	4:06:04	2000
POR	10	João Vieira	1:22:19	2004		30	Daugvinas Zujus	4:09:41	2004
ROU	9	Leonida Karaiosifoglu	1:37:08	1968	LUX	9	Charles Sowa	4:20:37	1964
RSA	13	George Hazle	1:40:16	1960	MDA	dq	Fedosey Chumachenko	-	2000
<b>RUS</b>	<b>1</b>	<b>Valeriy Borchin</b>	<b>1:19:01</b>	<b>2008</b>	<b>MEX</b>	<b>1</b>	<b>Raúl González</b>	<b>3:47:26</b>	<b>1984</b>
SMR	24	Stefano Casali	1:49:21	1980	MYA	dnf	Maung Rajan	-	1964
SRB	41	Predrag Filipović	1:28:15	2008	NED	10	Antonius Toscani	4:42:59	1936
SUI	17	Louis Marquis	1:42:00	1960	NOR	4	Edgar Bruun	4:53:18	1948
SVK	23	Antón Kucmín	1:22:25	2012	<b>NZL</b>	<b>1</b>	<b>Norman Read</b>	<b>4:30:43</b>	<b>1956</b>
SWE	4	John Ljunggren	1:32:24	1956	<b>POL</b>	<b>1</b>	<b>Robert Korzeniowski</b>	<b>3:43:30</b>	<b>1996</b>
<b>TCH</b>	<b>1</b>	<b>Jozef Pribilinec (SVK)</b>	<b>1:19:57</b>	<b>1988</b>	<b>1</b>	<b>Robert Korzeniowski</b>	<b>3:42:22</b>	<b>2000</b>	
TUN	11	Hatem Ghoulia	1:22:59	2004	<b>1</b>	<b>Robert Korzeniowski</b>	<b>3:38:46</b>	<b>2004</b>	
TUR	49	Recep Çelik	1:32:54	2008	POR	8	José Pinto	4:04:42	1984
UKR	24	Andrey Kovenko	1:22:59	2008	ROU	7	Dumitru Paraschivescu	4:41:05	1952
<b>URS</b>	<b>1</b>	<b>Leonid Spirin (RUS)</b>	<b>1:31:27</b>	<b>1956</b>	RSA	12	George Hazle	4:43:19	1960
	<b>1</b>	<b>Volodymyr Golubnichniy (UKR)</b>	<b>1:34:07</b>	<b>1960</b>	RUS	2	Mikhail Shchennikov	3:43:46	1996
	<b>1</b>	<b>Volodymyr Golubnichniy (UKR)</b>	<b>1:33:58</b>	<b>1968</b>		2	Denis Nizhegorodov	3:42:50	2004
USA	4	Rudy Haluza	1:35:00	1968	SRB	30	Nenad Filipović	4:02:16	2008
YUG	24	Vinko Galušić (BIH)	1:34:47	1976	SUI	2	Arthur Schwab	4:32:09	1936
						2	Gaston Godel	4:48:17	1948
					SVK	5	Matej Tóth	3:41:24	2012
<b>50 Kilometres Walk</b>					<b>SWE</b>	<b>1</b>	<b>John Ljunggren</b>	<b>4:41:52</b>	<b>1948</b>
ARG	28	Adalberto Scorza	4:42:41	1972	TCH	2	Josef Doležal (CZE)	4:30:17	1952
<b>AUS</b>	<b>1</b>	<b>Jared Tallent</b>	<b>3:36:53</b>	<b>2012</b>	TUN	26	Lazhar Salah	5:07:57	1960
		(Tallent not publicly confirmed by the IOC as gold medallist as at June 10, 2016)			UKR	16	Igor Glavan	3:48:07	2012
AUT	26	Stefan Wögerbauer	4:17:25	1992	<b>URS</b>	<b>1</b>	<b>Vyacheslav Ivanenko (RUS)</b>	<b>3:38:29</b>	<b>1988</b>
BEL	dq	Godfried de Jonckheere	-	1992	<b>1</b>	<b>Andrey Perlov (RUS)</b>	<b>3:50:13</b>	<b>1992</b>	
BLR	5	Viktor Ginko	3:45:27	1996	USA	3	Larry Young	4:31:55	1968
BOL	dnf	Osvaldo Morejon	-	1984		3	Larry Young	4:00:46	1972
BRA	26	Sergio Galdino	4:05:02	2004	YUG	11	Aleksandar Raković (SRB)	3:51:31	1996
CAN	6	Alex Oakley	4:33:09	1960		11	Aleksandar Raković (SRB)	3:49:16	2000
CHI	dq	Edward Araya	-	2012					
CHN	2	Si Tianfeng	3:37:16	2012					
		(Si not publicly confirmed by the IOC as silver medallist as at June 10, 2016)			<b>4 x 100 Metres Relay</b>				
COL	14	Enrique Peña	4:29:27	1980	AFG	4h4	Afghanistan	44.53	1960
CZE	16	Miloš Holuša	3:53:48	2000	ANT	6s2	Antigua	40.14	1984
DEN	20	Harry Kristensen	4:57:36	1952	ARG	4	Argentina	42.2	1936
ECU	12	Jefferson Pérez	3:53:04	2004	AUT	7	Austria	39.30	1992
ESA	24	Emerson Hernández	3:53:57	2012	BAN	5h4	Bangladesh	42.18	1992
ESP	2	Jorge Llopart	3:51:25	1980	BEN	6h4	Benin	41.52	1988
EST	10	Alfred Maasik	6:19:00	1932		6h4	Benin	40.79	1996
FIN	4	Reima Salonen	3:58:30	1984	BER	5s1	Bermuda	39.78	1976
FRA	7	Henri Quintric	5:27:25	1932	BIZ	dq/h1	Belize	-	1992
	7	Pierre Mazille	5:01:40	1948	BRA	2	Brazil	37.90	2000
<b>GBR</b>	<b>1</b>	<b>Tommy Green</b>	<b>4:50:10</b>	<b>1932</b>	BUL	6	Bulgaria	38.99	1980
	<b>1</b>	<b>Harold Whitlock</b>	<b>4:30:41</b>	<b>1936</b>	<b>CAN</b>	<b>1</b>	<b>Canada</b>	<b>37.69</b>	<b>1996</b>
	<b>1</b>	<b>Don Thompson</b>	<b>4:25:30</b>	<b>1960</b>					

COUNTRY	POSITION	NAME	MARK	YEAR	COUNTRY	POSITION	NAME	MARK	YEAR
CGO	8s2	Congo	39.97	1972		<b>1</b>	<b>USSR (UKR/UKR/KAZ/KAZ)</b>	<b>38.19</b>	<b>1988</b>
CHN	dq/final	China	-	2008	URU	4h2	Uruguay	42.8	1948
CIV	8	Ivory Coast	39.31	1992	<b>USA</b>	<b>1</b>	<b>United States</b>	<b>42.2</b>	<b>1920</b>
CMR	5h1	Cameroon	39.81	1996		<b>1</b>	<b>United States</b>	<b>41.0</b>	<b>1924</b>
	5h4	Cameroon	39.62	2000		<b>1</b>	<b>United States</b>	<b>41.0</b>	<b>1928</b>
CRO	6h5	Croatia	39.87	2000		<b>1</b>	<b>United States</b>	<b>40.10</b>	<b>1932</b>
CUB	2	Cuba	38.40	1968		<b>1</b>	<b>United States</b>	<b>39.8</b>	<b>1936</b>
CYP	5h5	Cyprus	40.06	1996		<b>1</b>	<b>United States</b>	<b>40.7</b>	<b>1948</b>
	5h1	Cyprus	39.75	2000		<b>1</b>	<b>United States</b>	<b>40.26</b>	<b>1952</b>
DEN	5	Denmark	43.3	1920		<b>1</b>	<b>United States</b>	<b>39.60</b>	<b>1956</b>
EGY	7h1	Egypt	43.02	1952		<b>1</b>	<b>United States</b>	<b>39.06</b>	<b>1964</b>
ESP	5s2	Spain	39.62	1992		<b>1</b>	<b>United States</b>	<b>38.24</b>	<b>1968</b>
FIJ	5h3	Fiji	40.23	1996		<b>1</b>	<b>United States</b>	<b>38.19</b>	<b>1972</b>
FRA	2	France	42.5	1920		<b>1</b>	<b>United States</b>	<b>38.33</b>	<b>1976</b>
GAB	5h4	Gabon	39.97	1996		<b>1</b>	<b>United States</b>	<b>37.83</b>	<b>1984</b>
GAM	6h3	Gambia	40.98	1992		<b>1</b>	<b>United States</b>	<b>37.40</b>	<b>1992</b>
<b>GBR</b>	<b>1</b>	<b>Great Britain</b>	<b>42.4</b>	<b>1912</b>		<b>1</b>	<b>United States</b>	<b>37.61</b>	<b>2000</b>
	<b>1</b>	<b>Great Britain &amp; NI</b>	<b>38.07</b>	<b>2004</b>	UZB	8h4	Uzbekistan	41.20	2000
GEQ	5h2	Equatorial Guinea	45.63	1996	VEN	5	Venezuela	40.83	1960
<b>GER</b>	<b>1</b>	<b>Germany</b>	<b>39.66</b>	<b>1960</b>					
GRE	4s1	Greece	45.2	1924			<b>4 x 400 Metres Relay</b>		
GUA	3h1	Guatemala	39.34	2000	ALG	dq/h2	Algeria	-	2000
HKG	7h2	Hong Kong, China	40.15	2000	AUS	2	Australia	3:06.19	1956
	7h2	Hong Kong, China	38.61	2012		2	Australia	3:00.60	2004
HUN	3	Hungary	40.83	1952	<b>BAH</b>	<b>1</b>	<b>Bahamas</b>	<b>2:56.72</b>	<b>2012</b>
INA	6s1	Indonesia	40.37	1984	BAR	6	Barbados	3:01.60	1984
IND	7s2	India	40.5	1964	BEL	5	Belgium	2:59.37	2008
IRQ	4h1	Iraq	41.87	1960	BOT	8	Botswana	3:02.49	2004
ISL	4h3	Iceland	42.9	1948	BWI	3	British West Indies	3:04.13	1960
ISR	6h3	Israel	39.76	2000	CHI	4h2	Chile	3:23.8	1948
ISV	5h3	US Virgin Islands	40.48	1992	COD	8h1	Zaire	3:21.91	1992
ITA	2	Italy	41.1	1936	COL	6h2	Colombia	3:27.4	1956
<b>JAM</b>	<b>1</b>	<b>Jamaica</b>	<b>37.10</b>	<b>2008</b>	CUB	2	Cuba	2:59.51	1992
	<b>1</b>	<b>Jamaica</b>	<b>36.84</b>	<b>2012</b>	DOM	5h1	Dominican Republic	3:19.42	1968
JPN	3	Japan	38.15	2008	ETH	4h2	Ethiopia	3:08.59	1972
KOR	7s1	Korea	39.43	1988	FIN	4	Finland	3:24.8	1948
KUW	6h2	Kuwait	41.61	1976	FRA	2	France	3:20.7	1912
LAO	8h1	Laos	44.14	1996		2	France	3:14.8	1948
LBR	5h1	Liberia	44.96	1956	<b>GBR</b>	<b>1</b>	<b>Great Britain</b>	<b>3:22.2</b>	<b>1920</b>
LUX	6	Luxembourg	43.6	1920		<b>1</b>	<b>Great Britain &amp; NI</b>	<b>3:09.0</b>	<b>1936</b>
MAD	6h2	Madagascar	40.58	1972	GRN	dq/h4	Grenada	(3:13.67)	1996
MAS	8s1	Malaysia	40.89	1968	GUY	dq/h5	Guyana	(3:07.19)	1996
MEX	dq/s1	Mexico	-	1992	IRL	3h2	Ireland	3:07.42	2000
NED	3	Netherlands	41.8	1924	IRQ	4h3	Iraq	3:10.5	1980
NOR	dq/h1	Norway	(44.0)	1920	IVB	6h2	British Virgin Islands	3:11.89	1984
PAK	5s2	Pakistan	40.78	1956		6h3	British Virgin Islands	3:17.30	1996
PHI	4h2	Philippines	41.55	1960	<b>JAM</b>	<b>1</b>	<b>Jamaica</b>	<b>3:04.04</b>	<b>1952</b>
POL	2	Poland	39.36	1964	<b>KEN</b>	<b>1</b>	<b>Kenya</b>	<b>2:59.83</b>	<b>1972</b>
	2	Poland	38.33	1980	KSA	7s2	Saudi Arabia	3:07.18	1996
PUR	5h1	Puerto Rico	41.34	1972	LBA	6h2	Libya	3:16.7	1980
QAT	8s2	Qatar	40.43	1984	LCA	5h1	Saint Lucia	3:10.51	1996
	8s1	Qatar	41.19	1988	LES	7h2	Lesotho	3:15.67	1996
SEY	7h1	Seychelles	41.71	1980	MAR	3h3	Morocco	3:02.28	1992
SKN	4h2	Saint Kitts and Nevis	40.12	1996	MDV	6h4	Maldives	3:24.88	1996
SLE	5s1	Sierra Leone	38.91	1996	MOZ	6h1	Mozambique	3:08.95	1984
SLO	dq/s2	Slovenia	-	2000	MRI	4h4	Mauritius	3:08.17	1996
SMR	4h4	San Marino	42.08	1992	<b>NGR</b>	<b>1</b>	<b>Nigeria</b>	<b>2:58.68</b>	<b>2000</b>
SUI	5	Switzerland	42.6	1928	OMA	5h4	Oman	3:15.87	1984
SWE	2	Sweden	42.6	1912	PNG	6h3	Papua New Guinea	3:13.35	1992
TAN	6h4	Tanzania	41.07	1972	POL	2	Poland	3:01.43	1976
TCH	4	Czechoslovakia (CZE)	38.82	1972	POR	7s1	Portugal	3:07.75	1988
THA	6s2	Thailand	39.73	1992	PUR	5h2	Puerto Rico	3:13.81	1956
TOG	7s2	Togo	39.84	1992		5h1	Puerto Rico	3:13.91	1960
TPE	5h1	Chinese Taipei	40.40	1988	RSA	2	South Africa	3:23.0	1920
TTO	2	Trinidad & Tobago	38.06	2008	RUS	3	Russia	2:58.06	2008
	2	Trinidad & Tobago	38.12	2012	SEN	4	Senegal	3:00.64	1996
TUR	4h3	Turkey	-	1928	SEY	7h3	Seychelles	3:19.2	1980
UKR	4	Ukraine	38.55	1996	SRI	6s2	Sri Lanka	3:02.89	2000
<b>URS</b>	<b>1</b>	<b>USSR (KAZ/RUS/RUS/RUS)</b>	<b>38.26</b>	<b>1980</b>	SUD	8h2	Sudan	3:14.51	1972

COUNTRY	POSITION	NAME	MARK	YEAR	COUNTRY	POSITION	NAME	MARK	YEAR
SVK	6h4	Slovak Republic	3:09.54	2000	CGO	8q2	Francoise Mpika	12.60	1984
SWE	2	Sweden	3:17.0	1924		8q4	Lorène Bazolo	11.90	2012
TAN	6h2	Tanzania	3:10.12	1972	CHA	7h8	Hinikissia Ndikerd	12.55	2008
UAE	7h1	United Arab Emirates	3:19.90	1984	CHI	5h6	Raquel Martinez	-	1936
UGA	7	Uganda	3:02.09	1984		5h3	Betty Kretschmer	13.1	1948
<b>URS</b>	<b>1</b>	<b>USSR (LTU/RUS/KGZ/RUS)</b>	<b>3:01.08</b>	<b>1980</b>	CHN	5q4	Li Xuemei	11.46	2000
<b>USA</b>	<b>1</b>	<b>United States</b>	<b>3:16.6</b>	<b>1912</b>	CIV	7	Murielle Ahouré	11.00	2012
	<b>1</b>	<b>United States</b>	<b>3:16.0</b>	<b>1924</b>	CMR	6s1	Myriam Mani	11.40	2000
	<b>1</b>	<b>United States</b>	<b>3:14.2</b>	<b>1928</b>	COD	7h7	Akonga Nsimbo	12.51	2000
	<b>1</b>	<b>United States</b>	<b>3:08.14</b>	<b>1932</b>	COK	3h3	Patricia Taea	12.47	2012
	<b>1</b>	<b>United States</b>	<b>3:10.40</b>	<b>1948</b>	COL	7q3	Yomara Hinestroza	11.66	2008
	<b>1</b>	<b>United States</b>	<b>3:04.81</b>	<b>1956</b>		7q3	Yomara Hinestroza	11.56	2012
	<b>1</b>	<b>United States</b>	<b>3:02.37</b>	<b>1960</b>	COM	7q4	Feta Ahamada	11.86	2012
	<b>1</b>	<b>United States</b>	<b>3:00.79</b>	<b>1964</b>	CPV	4h4	Lidiane Lopes	12.72	2012
	<b>1</b>	<b>United States</b>	<b>2:56.16</b>	<b>1968</b>	CRC	7h6	Zoila Stewart	12.12	1992
	<b>1</b>	<b>United States</b>	<b>2:58.65</b>	<b>1976</b>	CUB	3	Silvia Chivás	11.24	1972
	<b>1</b>	<b>United States</b>	<b>2:57.91</b>	<b>1984</b>	CZE	5q1	Katerina Cechová	11.43	2012
	<b>1</b>	<b>United States</b>	<b>2:56.16</b>	<b>1988</b>	DEN	3s1	Grete Lovsø	12.9	1948
	<b>1</b>	<b>United States</b>	<b>2:55.74</b>	<b>1992</b>	DJI	8h4	Fathia Ali	14.29	2008
	<b>1</b>	<b>United States</b>	<b>2:55.99</b>	<b>1996</b>	DMA	5h2	Hermin Joseph	11.56	1996
	<b>1</b>	<b>United States</b>	<b>2:55.91</b>	<b>2004</b>	DOM	dns/q3	Felicia Candelario	-	1984
	<b>1</b>	<b>United States</b>	<b>2:55.39</b>	<b>2008</b>	ESA	7h6	Cecilia Sosa	13.76	1968
VIN	5h3	St. Vincent & the Grenadines	3:06.52	1996	ESP	5q4	Teresa Rione	11.76	1984
YUG	5s2	Yugoslavia (SRB)	3:01.59	1988	FIJ	6h2	Miriama Chambault	13.04	1984
ZAM	7h1	Zambia	3:14.9	1980	FIN	5s1	Helinä Marjamaa	11.37	1984
	7h2	Zambia	3:11.35	1988	FRA	5	Catherine Capdevielle	11.64	1960
ZIM	3h4	Zimbabwe	3:05.60	2000	FSM	7h2	Evangeleen Ikelap	13.50	2004
						7h9	Maria Ikelap	13.73	2008
					GAB	6s1	Paulette Zang-Milama	11.31	2012
					GAM	8q3	Saruba Colley	12.06	2012
					GBR	2	Dorothy Manley	12.4	1948
						2	Dorothy Hyman	11.43	1960
					GEO	8h7	Tamara Shanidze	12.56	2000
					GEQ	7h1	Mari Paz Mosanga	12.91	2000
					<b>GER</b>	<b>1</b>	<b>Renate Stecher (GDR)</b>	<b>11.07</b>	<b>1972</b>
						<b>1</b>	<b>Annegret Richter (FRG)</b>	<b>11.08</b>	<b>1976</b>
					GHA	6	Alice Annum	11.41	1972
					<b>GRE</b>	<b>1</b>	<b>Katerína Thánou</b>	<b>11.12</b>	<b>2000</b>
							(Thánou not recognised by the IOC as gold medallist as explained on page 227)		
					GRN	5h2	Sherry Fletcher	11.65	2008
					GUA	7q3	Christa Lottmann	12.23	1984
					GUI	7h7	Aminata Konate	12.33	1992
						7h1	Aissata Touré	13.25	2012
					GUM	7h5	Cora Alichto	13.31	2008
					GUY	5h6	Claudette Masdammer	12.87	1956
					HAI	5q5	Barbara Pierre	11.56	2008
					HKG	8q1	Fong Yee Pui	11.98	2012
					HON	8h7	Pastora Chávez	12.10	1996
					HUN	7s2	Margit Nemesházi	11.77	1964
					INA	6h4	Carolina Rieuwpassa	12.23	1972
						6h9	Irene Joseph	11.93	2000
					IND	5h9	Mary d'Souza	13.40	1952
						5h1	Nilima Ghose	13.80	1952
					IRI	7h2	Simin Safa Mehr	13.2	1964
					IRL	7q4	Sarah Reilly	11.53	2000
					IRQ	8q5	Dana Abdul Razak	11.81	2012
					ISR	5s2	Esther Shakhamarov	11.49	1972
					ISV	4s1	LaVerne Jones-Ferrette	11.22	2012
					ITA	3	Giuseppina Leone	11.48	1960
					IVB	5q4	Tahesia Harrigan	11.36	2008
					<b>JAM</b>	<b>1</b>	<b>Shelly-Ann Fraser</b>	<b>10.78</b>	<b>2008</b>
						<b>1</b>	<b>Shelly-Ann Fraser-Pryce</b>	<b>10.75</b>	<b>2012</b>
					JOR	5h5	Basma Al-Eshosh	12.09	2004
					JPN	4s2	Kinue Hitomi	-	1928
					KAZ	8s2	Olga Bludova	11.39	2012
					KEN	7h6	Joyce Odhiambo	11.90	1988
					KGZ	6h3	Yelena Bobrovskaya	11.76	2004
					KIR	7h4	Kaitinano Mwemweata	13.07	2004
					KOR	6h6	Lee Young-Sook	11.74	1988

## WOMEN

### 100 Metres

AFG	6h6	Robina Muqim Yaar	14.14	2004
AHO	6h4	Evelyne Farrell	11.94	1984
AND	5h2	Cristina Llovera	12.78	2012
ANG	7h4	Guilhermina da Cruz	12.47	1988
ANT	7q1	Heather Samuel	11.60	1996
ARG	3h2	Noëmi Simonetti	13.1	1948
	3h4	Liliàn Buglia	12.62	1952
	3h1	Lilián Heinz	13.01	1952
ARM	6h8	Marine Ghazaryan	12.29	2004
	6h1	Ani Khachikyan	12.76	2008
ARU	8h7	Evelyn Farrell	12.48	1988
	8h3	Luz Geerman	12.96	2000
<b>AUS</b>	<b>1</b>	<b>Marjorie Jackson</b>	<b>11.67</b>	<b>1952</b>
	<b>1</b>	<b>Betty Cuthbert</b>	<b>11.82</b>	<b>1956</b>
AUT	6s1	Johanna Vancura	-	1936
AZE	8h2	Elvira Dzhabarova	11.96	1996
BAH	4	Chandra Sturupp	11.00	1996
BAN	8h5	Foujia Huda	12.75	2000
	8h7	Beauty Nazmun Nahar	12.52	2008
BAR	8q1	Jade Bailey	11.67	2008
BEL	6s2	Kim Gevaert	11.40	2004
	6s2	Kim Gevaert	11.30	2008
BEN	6h6	Laure Kuetey	12.40	2000
BER	6s1	Phyllis Lightbourn	13.7	1948
BIZ	8q7	Kaina Martínez	11.89	2012
<b>BLR</b>	<b>1</b>	<b>Yuliya Nesterenko</b>	<b>10.93</b>	<b>2004</b>
BRA	3s1	Rosângela Santos	11.17	2012
BRN	5h2	Rakia Al-Gassra	11.49	2004
BUL	4	Ivet Lalova	11.00	2004
BUR	8h6	Mariama Ouiminga	12.62	1988
	8h9	Sarah Tonde	12.56	2000
CAM	7h1	Ouk Chanthan	14.82	1996
	7h1	Sou Tit Linda	13.47	2004
	7h4	Sou Tit Linda	12.98	2008
CAN	2	Fanny Rosenfeld	12.3	1928
	2	Hilda Strike	11.9	1932
CAY	8q1	Cydonie Mothersill	11.81	2000

COUNTRY	POSITION	NAME	MARK	YEAR	COUNTRY	POSITION	NAME	MARK	YEAR
KUW	8h2	Danah Al-Nasrallah	13.92	2004	TTO	6	Kelly-Ann Baptiste	10.94	2012
LAO	6h3	Laenly Phouthavong	13.15	2012	TUR	6q4	Nimet Karakus	11.62	2012
LAT	3h9	Sinaida Liepiņa	-	1928	TUV	7h2	Asenati Manoa	13.48	2012
LBA	5h4	Hala Geza	13.24	2012	UGA	7q1	Irene Muyanga	12.24	1964
LBR	6q3	Phobay Kutu-Akoi	11.52	2012	UKR	4	Zhanna Pintusevich	11.20	2000
LCA	7h4	Michelle Baptiste	11.92	1996	<b>URS</b>	<b>1</b>	<b>Lyudmila Kondratyeva (RUS)</b>	<b>11.06</b>	<b>1980</b>
LIB	7h4	Lina Bejjani	12.98	2000	URU	7h5	Josefa Vicent	12.53	1968
LTU	6s1	Lina Grinčikaitė	11.50	2008		7h5	Claudia Acerenza	12.11	1988
LUX	5h2	Tilly Decker	-	1948	<b>USA</b>	<b>1</b>	<b>Betty Robinson</b>	<b>12.2</b>	<b>1928</b>
MAD	5q2	Hanitriniana Rakotondrabe	11.51	2000		<b>1</b>	<b>Helen Stephens</b>	<b>11.5</b>	<b>1936</b>
MAR	6h2	Meryem Oumezdi	11.90	1988		<b>1</b>	<b>Wilma Rudolph</b>	<b>11.18</b>	<b>1960</b>
MAS	4h5	Annie Choong	12.73	1956		<b>1</b>	<b>Wyomia Tyus</b>	<b>11.49</b>	<b>1964</b>
MAW	8h1	Missie Misomali	12.78	1972		<b>1</b>	<b>Wyomia Tyus</b>	<b>11.08</b>	<b>1968</b>
MDV	5h1	Afa Ismail	12.52	2012		<b>1</b>	<b>Evelyn Ashford</b>	<b>10.97</b>	<b>1984</b>
MEX	6q3	Liliana Allen	11.52	2004		<b>1</b>	<b>Florence Griffith Joyner</b>	<b>10.54</b>	<b>1988</b>
MKD	6h5	Aleksandra Vojneska	12.15	2004		<b>1</b>	<b>Gail Devers</b>	<b>10.82</b>	<b>1992</b>
MLI	6h10	Kadiatou Camara	11.65	2000		<b>1</b>	<b>Gail Devers</b>	<b>10.94</b>	<b>1996</b>
MLT	8q2	Diane Borg	11.92	2012	UZB	7s2	Lyubov Perepelova	11.40	2004
MNE	8h10	Milena Milašević	12.65	2008	VAN	7h8	Olivette Daruhi	13.00	1988
MOZ	8q1	Binta Jambane	12.57	1984		7h4	Janice Alatoa	13.60	2012
MTN	8h3	Aminata Kamissoko	13.49	2004	VIE	8q3	Vu Thi Huong	11.70	2008
NCA	8h2	Russel Carrero	13.45	1972	VIN	dns/q4	Natasha Mayers	-	2004
	8h6	Jessica Aguilera	13.15	2008	YEM	6h9	Wasilah Saad	13.60	2008
<b>NED</b>	<b>1</b>	<b>Fanny Blankers-Koen</b>	<b>12.2</b>	<b>1948</b>	YUG	5q3	Olga Šikovec (CRO)	12.61	1960
NEP	6h4	Pramila Rijal	13.33	2012		5q2	Marijana Lubej (SLO)	11.61	1968
NGR	7	Mary Onyali	11.15	1992	ZAM	4h1	Chauness Choosha	12.29	2012
	7	Mary Omagbemi	11.13	1996	ZIM	6h5	Gailey Dube	12.07	1988
NIG	6h2	Nafissa Souleymane	12.81	2012		6h4	Gailey Dube	12.08	1992
NOR	4s2	Ezinne Okparaebo	11.10	2012		6h2	Winneth Dube	11.56	2004
NZL	5s3	Norma Wilson	-	1928					
OMA	4h2	Shinoona Al-Habsi	12.45	2012	<b>200 Metres</b>				
PAK	7h2	Sadaf Siddiqui	12.41	2008	AHO	6h2	Martha Soreima	25.56	1984
PAN	5q2	Jean Holmes	12.39	1960	ANG	7h5	Guilhermina da Cruz	25.62	1988
PER	6h6	Maria Luisa Vilca	11.85	1972		7h4	Guilhermina da Cruz	24.92	1996
PHI	6q1	Mona Sulaiman	12.54	1960	ANT	7q3	Jocelyn Joseph	23.59	1988
	6q2	Lydia de Vega	11.97	1984	ARG	4h1	Gladys Erbetta	25.83	1952
PLE	7h3	Gharid Gharouf	13.07	2008		4h5	Lilián Heinz	26.00	1952
PLW	7h2	Peoria Koshiba	12.66	2000	ARU	8h4	Evelyn Farrell	25.74	1988
	7h3	Ngerak Florencio	12.76	2004	<b>AUS</b>	<b>1</b>	<b>Marjorie Jackson</b>	<b>23.89</b>	<b>1952</b>
	7h3	Rubie Gabriel	13.34	2012		<b>1</b>	<b>Betty Cuthbert</b>	<b>23.55</b>	<b>1956</b>
PNG	4q5	Toea Wisil	11.27	2012	AUT	6q3	Karoline Käfer	23.92	1972
<b>POL</b>	<b>1</b>	<b>Stanisława Walasiewicz</b>	<b>11.9</b>	<b>1932</b>		6q3	Silvia Schinzel	23.95	1976
POR	8s2	Lucrécia Jardim	11.32	1996	<b>BAH</b>	<b>1</b>	<b>Pauline Davis</b>	<b>22.27</b>	<b>2000</b>
PUR	7q2	Myra Wilkinson	11.69	1992	BAR	6q1	Marcia Trotman	24.00	1972
	7q4	Myra Wilkinson	11.66	1996	BEL	6	Kim Gevaert	22.84	2004
QAT	dnf/h3	Noor Al-Malki	-	2012	BEN	5q3	Fabienne Feraez	23.24	2004
ROU	5q4	Andreea Ogrezeanu	11.44	2012	BER	7s1	Phyllis Lightbourn	-	1948
RSA	2	Daphne Hasenjager	12.05	1952	BIZ	5h5	Emma Wade	23.43	2004
RUS	5	Marina Trandenkova	11.06	1996	BLR	7s1	Natalya Safronnikova	22.98	1996
SEN	5h2	Aminata Diouf	11.65	2000	BOL	dq/h6	Jacqueline Soliz	-	1992
SEY	6h7	Joanna Hoareau	12.01	2000	BRA	6s2	Evelyn dos Santos	22.82	2012
SIN	4h3	Tang Pui Wah	14.08	1952	BRN	6s2	Rakia Al-Gassra	22.72	2008
SKN	4q1	Virgil Hodge	11.45	2008	BUL	5	Ivet Lalova	22.57	2004
SLE	5h6	Ekunday Williams	12.19	2000	BUR	7h1	Mariama Ouiminga	26.08	1988
SLO	5s2	Merlene Ottey	11.21	2004	CAM	7h3	Meas Kheng	25.86	1972
SMR	3h4	Martina Pretelli	12.41	2012	CAN	5s2	Eleanor McKenzie	25.30	1952
SOL	5h3	Pauline Kwalea	12.90	2012		5s2	Patty Loverock	23.09	1976
SOM	7h6	Fartun Abukar Omar	14.29	2004		5s1	Marjorie Bailey	23.06	1976
SRI	6s2	Susanthika Jayasinghe	11.33	2000		5s2	Angela Bailey	22.75	1984
STP	8h3	Sortelina Pires	13.31	1996	CAY	8	Cydonie Mothersill	22.68	2008
SUI	7q1	Brigitte Senglaub	11.56	1980	CGO	7q1	Francoise Mpika	24.97	1984
SUR	7h2	Yvette Bonapart	12.27	1988	CHA	7h2	Kaltouma Nadjina	23.81	2000
SWE	4	Linda Haglund	11.16	1980	CHI	4h4	Adriana Millard	25.59	1952
TAN	8q4	Nzaeli Kyomo	12.53	1984	CHN	7q2	Yan Jiankui	23.30	1996
TCH	8	Eva Glesková (SVK)	12.48	1972	CIV	6	Murielle Houré	22.57	2012
THA	5h9	Jutamass Thavoncharoen	11.82	2008	CMR	7s1	Myriam Mani	23.47	2000
TKM	4h3	Maysa Rejepova	12.80	2012	COD	7h4	Akongang Nsimbo	25.35	2000
TOG	7q6	Bamab Napo	12.35	2012	COK	8h3	Erin Tierney	26.16	1988
TPE	7	Chi Cheng	11.53	1968	COL	4s1	Felipa Palacios	23.11	2000

COUNTRY	POSITION	NAME	MARK	YEAR	COUNTRY	POSITION	NAME	MARK	YEAR
CRC	7h2	Zoila Stewart	24.64	1992	ROU	5q1	Ionela Tîrlea	23.22	2008
CUB	6s2	Miguelina Cobián	23.39	1968	RSA	6	Daphne Robb	25.7	1948
CYP	7s2	Eleni Artimata	22.92	2012		6	Daphne Hasenjager	24.72	1952
DMA	9h6	Luan Gabriel	24.12	2012	RUS	5	Galina Malchugina	22.45	1996
DOM	7q4	Divina Estrella	24.98	1984	SEN	8q1	Francoise Damado	24.80	1980
ECU	7h5	Erika Chávez	23.70	2012	SEY	6h5	Bessey de Letourdie	26.91	1980
ESP	6q3	Teresa Rione	23.78	1984	SIN	4h1	Mary Klass	26.37	1956
FIJ	7h1	Miriama Tuisorisori	26.82	1984	SKN	5q4	Virgil Hodge	23.17	2008
	7h1	Vaciseva Tavaga	25.07	1992	SLE	5h1	Eugenia Osho-Williams	25.87	1980
FIN	6s1	Helinä Marjamaa	23.12	1984	SLO	7s2	Alenka Bikar	22.82	1996
<b>FRA</b>	<b>1</b>	<b>Marie-José Pérec</b>	<b>22.12</b>	<b>1996</b>	SOM	8h5	Samia Omar	32.16	2008
GAM	8q3	Amie Ndow	25.24	1984	SRI	2	Susanthika Jayasinghe	22.28	2000
GBR	2	Audrey Williamson	25.2	1948	SUI	8s2	Regula Aebi	23.33	1988
GEO	6h3	Maya Azarashvili	23.63	1996	SUR	6h5	Yvette Bonapart	24.95	1988
GEQ	6h8	Rosa Mbuamangongo	31.12	1988	SWE	6s1	Linda Haglund	23.11	1980
<b>GER</b>	<b>1</b>	<b>Renate Stecher (GDR)</b>	<b>22.40</b>	<b>1972</b>	SWZ	6h3	Geinile Moyang	25.62	2004
	<b>1</b>	<b>Bärbel Eckert (GDR)</b>	<b>22.37</b>	<b>1976</b>	TAN	8q3	Nzaeli Kyomo	24.59	1980
	<b>1</b>	<b>Bärbel Ecket/Wöckel (GDR)</b>	<b>22.03</b>	<b>1980</b>		8q2	Nzaeli Kyomo	25.11	1984
GHA	7	Alice Annum	22.99	1972	TCH	6s1	Eva Lehocká (SVK)	24.5	1964
GRE	8s2	Katerína Kóffa	23.20	1996	THA	6h4	Kusolwan Soraja	26.1	1964
	8s2	Ólga Kaidantzi	23.30	2004	TJK	9h4	Vladislava Ovcharenko	24.39	2012
GRN	8s3	Janelle Redhead	23.51	2012	TPE	6q1	Wang Huei-Chen	22.93	1992
GUA	7q2	Christa Lottmann	24.90	1984	TTO	dq/final	Semoy Hackett	(22.87)	2012
GUI	8h2	M'Mah Toure	26.64	1996	TUR	5q4	Semra Aksu	24.03	1984
GUY	4h4	Claudette Masdammer	25.73	1956	UGA	8q2	Rose Musani	25.28	1972
HAI	8h4	Marie-Louise Pierre	28.19	1976	UKR	7	Zhanna Pintusevich	22.66	2000
HKG	8h2	Ng Ka Yi	25.35	1988	URS	2	Natalya Bochina (RUS)	22.19	1980
HUN	6q1	Irén Orosz	23.68	1980	URU	dns/q1	Josefa Vicent	-	1972
INA	7q4	Carolina Rieuwpassa	25.03	1972	<b>USA</b>	<b>1</b>	<b>Wilma Rudolph</b>	<b>24.13</b>	<b>1960</b>
IND	5h3	Saraswati Saha	23.43	2004		<b>1</b>	<b>Edith McGuire</b>	<b>23.05</b>	<b>1964</b>
IRL	5h1	Maeve Kyle	26.57	1956		<b>1</b>	<b>Valerie Brisco-Hooks</b>	<b>21.81</b>	<b>1984</b>
	5h6	Maeve Kyle	25.06	1960		<b>1</b>	<b>Florence Griffith Joyner</b>	<b>21.34</b>	<b>1988</b>
	5h2	Sarah Reilly	23.43	2000		<b>1</b>	<b>Gwen Torrence</b>	<b>21.81</b>	<b>1992</b>
ISR	4h4	Miriam Sydranski	24.68	1964		<b>1</b>	<b>Allyson Felix</b>	<b>21.88</b>	<b>2012</b>
ISV	3s2	LaVerne Jones-Ferrette	22.62	2012	UZB	dns/q1	Guzel Khubbiyeva	-	2008
ITA	6	Giuseppina Leone	25.01	1960	VAN	5h8	Olivette Daruhi	26.88	1988
<b>JAM</b>	<b>1</b>	<b>Veronica Campbell</b>	<b>22.05</b>	<b>2004</b>	VEN	8h4	Nercely Soto	23.54	2012
	<b>1</b>	<b>Veronica Campbell-Brown</b>	<b>21.74</b>	<b>2008</b>	VIE	5h2	Ngoc An Thi Tran	26.83	1980
JPN	5h6	Makiko Izawa	25.4	1964	YEM	8h2	Hana Saleh	30.36	2000
KAZ	7h6	Viktoriya Zybalkina	23.49	2012	YUG	4h1	Marijana Lubej (SLO)	23.96	1968
KEN	8s1	Ruth Waithera	23.45	1984	ZAM	6h6	Beatrice Lungu	25.11	1972
KOR	6q2	Mo Myong-Hee	24.70	1984		6h3	Ngozi Mwanamwambwa	24.59	1992
LAO	6h4	Boualong Bounnavong	30.42	1980	ZIM	5h6	Gailey Dube	24.42	1988
LBR	6h1	Kia Davis	24.31	2008					
LES	6h3	Lineo Shoai	25.57	2000	<b>400 Metres</b>				
LIB	6h2	Gretta Taslakian	24.30	2004	ALB	7h5	Klodiana Shala	56.41	2000
LIE	6h6	Yvonne Hasler	24.91	1988		7h6	Klodiana Shala	54.84	2008
LUX	5h5	Tilly Decker	-	1948	ANG	7h5	Guilhermina da Cruz	55.42	1996
MAD	6q2	Lalao Ravaonirina	23.63	1992	ANT	5h2	Charmaine Gilgeous	55.48	1992
MAR	7h6	Fatima El Faquir	25.27	1972		5h2	Afia Charles	54.25	2012
MAW	6h2	Mabel Saeluzika	28.29	1972	<b>AUS</b>	<b>1</b>	<b>Betty Cuthbert</b>	<b>52.01</b>	<b>1964</b>
MEX	6h1	Esperanza Giron	25.3	1964		<b>1</b>	<b>Cathy Freeman</b>	<b>49.11</b>	<b>2000</b>
MLI	5q3	Kadiatou Camara	23.06	2008	AUT	7s1	Christiane Wildschek	52.20	1976
MLT	8h3	Deirdre Caruana	25.28	1992	<b>BAH</b>	<b>1</b>	<b>Tonique Darling</b>	<b>49.41</b>	<b>2004</b>
MOZ	6h5	Binta Jambane	25.14	1984	BAR	7q1	Lorna Forde	53.62	1976
MYA	8h4	Lai Lai Win	24.37	2008	BEL	6q3	Rosine Wallez	53.04	1976
NCA	dns/q3	Russel Carrero	-	1972	BIH	7h7	Dijana Kojić	55.61	2000
<b>NED</b>	<b>1</b>	<b>Fanny Blankers-Koen</b>	<b>24.4</b>	<b>1948</b>	BLR	6s1	Svetlana Usovich	51.42	2004
NGR	3	Mary Omagbemi	22.38	1996	BOL	7h4	Jacqueline Soliz	56.78	1992
NOR	5h5	Ezinne Okparaebo	23.30	2012	BOT	4	Amantle Montsho	49.75	2012
NZL	6s2	Doreen Porter	24.03	1964	BRA	5q1	Maria Figueirêdo	51.32	1988
PAN	6h6	Delceita Oakley	26.2	1964		5q2	Maria Figueirêdo	51.98	1996
PER	7q2	Maria Luisa Vilca	24.48	1972	BRU	6h6	Maziah Mahusin	59.28	2012
PHI	7q1	Amelita Alanes	24.98	1972	BUL	4s3	Mariyana Dimitrova	51.20	2004
PNG	7q3	Elanga Buala	24.87	1984	CAF	7h7	Denise Ouabangui	55.74	1996
<b>POL</b>	<b>1</b>	<b>Irena Szewińska</b>	<b>22.58</b>	<b>1968</b>	CAN	4	Marita Payne	49.91	1984
POR	5q2	Lucrecia Jardim	23.09	1992	CGO	7h5	Lasnet Nkouka	57.19	1988
	5q3	Lucrecia Jardim	22.88	1996	CHA	5s2	Kaltouma Nadjina	51.57	2004
PUR	5q4	Myra Wilkinson	23.48	1996	CHN	7q2	Sun Sumei	53.58	1988



COUNTRY	POSITION	NAME	MARK	YEAR	COUNTRY	POSITION	NAME	MARK	YEAR
CIV	5q4	Celestine N'Drin	52.04	1988	NAM	6s1	Tjipekapora Herunga	52.53	2012
CMR	7s1	Mireille Nguimgo	52.03	2000	NCA	6h2	Ingrid Narváez	59.55	2012
	7s3	Mireille Nguimgo	52.21	2004	NED	6	Tilly van der Zwaard	55.2	1964
COD	6h2	Kungu Bakombo	57.85	1988	NGR	3	Falilat Ogunkoya	49.10	1996
COL	3	Ximena Restrepo	49.64	1992	NIG	7h6	Salamtou Hassane	63.28	2004
COM	7h1	Ahamada Hapoulata	63.44	1996		7h3	Rachidatou Seyni Maikido	63.19	2008
CRC	7q4	Zoila Stewart	53.60	1992	NZL	6q3	Penny Hunt	52.66	1972
CRO	6h4	Kristina Perica	53.72	2000	PHI	7h4	Aida Mantawel	57.91	1972
CUB	5	Aurelia Pentón	52.75	1968	PNG	6h2	Elanga Buala	56.82	1984
CYP	8q1	Dora Kyriakou	52.26	1996		6h8	Ann Mooney	55.55	2000
CZE	6s2	Jitka Burianová	51.15	2000	<b>POL</b>	<b>1</b>	<b>Irena Szewińska</b>	<b>49.28</b>	<b>1976</b>
DJI	7h3	Zourah Ali	65.37	2012	PUR	6s3	Carol Rodríguez	52.08	2012
DMA	7h6	Marcia Daniel	58.20	2000	ROU	6q3	Otilia Ruicu	52.28	2000
DOM	5h3	Raysa Sánchez	52.47	2012	RSA	6	Heide Seýerling	50.05	2000
ECU	7q3	Liliana Chalá	53.83	1988	RUS	3	Natalya Antyukh	49.89	2004
ESA	7h6	Arelly Franco	61.38	1996	SEN	4s2	Fatou Bintou Fall	51.21	2004
ESP	6s2	Sandra Myers	51.42	1996	SKN	5s1	Tiandra Ponteen	51.33	2004
EST	8s1	Egle Uljas	53.13	2004	SLE	7h5	Melrose Mansaray	55.67	1992
FIJ	5h2	Makelesi Batimala	52.24	2008		7h3	Melrose Mansaray	54.37	1996
FIN	4	Pirjo Häggman	50.56	1976	SOM	6h3	Safia Hussein	73.25	2000
<b>FRA</b>	<b>1</b>	<b>Colette Besson</b>	<b>52.03</b>	<b>1968</b>	SRI	6q4	Damayanthi Dharsha	52.35	2000
	<b>1</b>	<b>Marie-José Pérec</b>	<b>48.83</b>	<b>1992</b>	SUD	8s3	Nawal El-Jack	54.18	2008
	<b>1</b>	<b>Marie-José Pérec</b>	<b>48.25</b>	<b>1996</b>	SUI	6h7	Verena Leiser	54.65	1972
<b>GBR</b>	<b>1</b>	<b>Christine Ohuruogu</b>	<b>49.62</b>	<b>2008</b>		6h7	Corinne Simasotschi	53.69	1996
GBS	6h7	Graciela Martins	58.30	2012	SWE	6s2	Karin Wallgren	53.93	1968
GEQ	7h1	Juliana Nzang	67.58	1988	SWZ	5h4	Phumlile Ndzinisa	53.95	2012
	7h6	Ruth Mangue	63.32	1992	SYR	6h2	Hala el Moughrabi	59.33	1980
<b>GER</b>	<b>1</b>	<b>Monika Zehrt (GDR)</b>	<b>51.08</b>	<b>1972</b>	TCH	2	Jarmila Kratochvílová (CZE)	49.46	1980
	<b>1</b>	<b>Marita Koch (GDR)</b>	<b>48.88</b>	<b>1980</b>	THA	8q3	Noodang Pimphoo	54.90	1992
GHA	6h4	Mercy Addy	54.92	1996	TOG	6h5	Sandrine Thiébaud-Kangni	52.87	2004
GRE	5h5	Dímitra Dova	52.69	2008	TPE	6h7	Chang Feng-Hua	56.10	1988
GRN	7s1	HazelAnn Regis	51.47	2004	TTO	5h2	Gail Emmanuel	54.07	1984
GUA	8h1	Patricia Meigham	55.64	1984	TUN	7h4	Awatef Benhassine	54.50	2000
GUY	4s1	Aliann Pompey	50.93	2008	TUR	dq/h4	Pinar Saka	(52.38)	2012
HAI	8s3	Marlena Wesh	52.49	2012	UGA	7s1	Judith Ayaa	52.91	1972
HUN	4	Antónia Munkácsi	54.4	1964	UKR	5s3	Natalya Pygyda	51.41	2012
INA	5h3	Emma Tahapary	55.82	1984	<b>URS</b>	<b>1</b>	<b>Olga Bryzgina (UKR)</b>	<b>48.65</b>	<b>1988</b>
IND	8s2	Mathews Beenamol	52.04	2000	URU	7h4	Josefa Vicent	56.34	1968
IRL	5s1	Joanne Cuddihy	51.88	2012		7h3	Josefa Vicent	55.33	1972
ISR	7h3	Hana Shezifi	56.38	1968	<b>USA</b>	<b>1</b>	<b>Valerie Brisco-Hooks</b>	<b>48.83</b>	<b>1984</b>
ISV	8q2	Ruth Morris	54.92	1992		<b>1</b>	<b>Sanya Richards-Ross</b>	<b>49.55</b>	<b>2012</b>
ITA	3s2	Libania Grenot	51.18	2012	UZB	5h8	Yelena Piskunova	55.40	2000
JAM	2	Lorraine Graham	49.58	2000	VAN	7h3	Mary Estelle Kapalu	55.75	1992
	2	Shericka Williams	49.69	2008	VIE	8h5	Ngoc An Thi Tran	60.62	1980
JPN	8s1	Kiyoko Ogawa	57.1	1964	VIN	4h6	Kineke Alexander	52.87	2008
KAZ	5h6	Svetlana Bodritskaya	53.24	1996	YUG	6h3	Jelica Pavličić (CRO)	54.11	1976
KEN	8	Ruth Waitheira	51.56	1984		6h3	Marina Živković (SRB)	53.10	1996
KGZ	6h1	Oksana Luneva	54.98	2000	ZAM	8s2	Racheal Nachula	52.67	2008
	6h1	Oksana Luneva	52.94	2004					
KOR	6h1	Yang Kyong-Hee	58.18	1988					
LBA	7h1	Ruwida El-Hubti	63.57	2004	<b>800 Metres</b>				
	7h4	Ghada Ali	66.19	2008	AHO	7h1	Florencia Hunt	2:03.78	2000
LBR	7q2	Grace-Ann Dinkins	52.53	1996	ALG	4h1	Nouria Mérah-Benida	2:02.44	1996
LCA	6h5	Vernetta Lesforis	54.67	2000	ANG	5h4	Felismina Cavela	2:10.95	2012
LIB	6h4	May Sardouk	60.01	1988	ANT	6h4	Laverne Bryan	2:11.44	1984
LIE	6h5	Helen Ritter	58.52	1976	ARG	6h2	Marta Orellana	2:04.99	1996
LTU	6q2	Žana Minina	52.53	2000	ARM	7h5	Anna Nasilyan	2:14.86	2000
MAS	6h3	Malivaganam Rajamani	57.8	1964	AUS	2	Brenda Jones	2:04.58	1960
	6h2	Junaidah Aman	57.36	1972	AUT	2	Stephanie Graf	1:56.64	2000
	6h5	Josephine Singarayar	56.06	1988	BAR	8h2	Heather Gooding	2:19.69	1972
MAW	5h5	Ambwene Simukonda	54.20	2012	BDI	6	Francine Niyonsaba	1:59.63	2012
MDA	5h7	Olesea Cojuhari	53.64	2012	BEL	8s1	Anne-Marie van Nuffel	2:01.99	1980
MDV	7h4	Shifana Ali	60.92	2004	BIZ	7h1	Sharette Garcia	2:13.52	1996
MEX	2	Ana Guevara	49.56	2004	BLR	7	Natalya Dukhnova	2:00.32	1996
MGL	8h1	Aldaanysh Ramazangiin	60.8	1964	BRA	6s1	Soraya Telles	2:01.86	1988
	8h6	Munguntuya Batgerel	58.14	2008	BRN	6s3	Genzeb Shumi	2:01.76	2012
MKD	6h4	Hristina Risteska	60.86	2012	BUL	2	Nikolina Shtereva	1:55.42	1976
MLI	7h1	Fanta Dao	61.97	1992	CAF	6h1	Brigitte Nganaye	2:15.70	1992
MOZ	7q2	Tina Paulino	52.34	1992	CAN	4	Jenny Thompson	2:21.4	1928

COUNTRY	POSITION	NAME	MARK	YEAR	COUNTRY	POSITION	NAME	MARK	YEAR
CGO	6h1	Leontine Tsiba	2:08.58	1996	MTN	6h5	Aichetou Fall	2:27.97	2012
	6h2	Leontine Tsiba	2:04.08	2000	NAM	5s1	Agnes Samaria	1:59.37	2004
CHA	dq/h1	Rosalie Gangué	-	1992	<b>NED</b>	<b>1</b>	<b>Ellen van Langen</b>	<b>1:55.54</b>	<b>1992</b>
CHI	5h3	Alejandra Ramos	2:05.77	1984	NZL	3	Marise Chamberlain	2:02.8	1964
CHN	5h1	Zhang Jian	2:04.17	1996	PAK	6h4	Rabia Ashiq	2:17.39	2012
CIV	5h1	Celestine N'Drin	2:06.06	1984	PAN	5h2	Andrea Ferris	2:05.59	2012
CMR	7h1	Assumpta Achuo	2:07.10	1988	PLE	7h3	Sanna Abubkheet	2:32.10	2004
COD	6h1	Kungu Bakombo	2:18.79	1984		7h5	Woroud Sawalha	2:29.16	2012
	6h6	Noelly Mankatu Bibiche	2:06.23	2004	POL	6	Jolanta Januchta	1:58.25	1980
COL	3s1	Rosibel García	2:00.16	2012	POR	6s2	Carla Sacramento	2:02.85	1992
CRC	6h3	Maureen Stewart	2:08.17	1988	PUR	6s1	Angelita Olivera	2:03.27	1984
CRO	dq/h3	Vanja Perišić	(2:06.82)	2008	<b>ROU</b>	<b>1</b>	<b>Doina Melinte</b>	<b>1:57.60</b>	<b>1984</b>
CUB	2	Ana Quirot	1:58.11	1996	RSA	2	Caster Semenya	1:57.23	2012
CZE	5	Helena Dziuřová	1:58.56	2000	<b>RUS</b>	<b>1</b>	<b>Svetlana Masterkova</b>	<b>1:57.73</b>	<b>1996</b>
DEN	6s1	Anneliese Damm	2:04.19	1972		<b>1</b>	<b>Mariya Savinova</b>	<b>1:56.19</b>	<b>2012</b>
DJI	8h2	Roda Ali Wais	2:31.71	2000	RWA	6h3	Christine Mukamutesi	2:14.15	2000
DMA	5s1	Dawn Williams	1:59.06	1996	SEN	7h4	Ndew Niang	2:09.32	1976
ESP	7	Mayte Zúñiga	1:59.82	1988	SEY	7h2	Margaret Morel	2:16.94	1980
ETH	6h4	Zewde Hailemariam	2:11.60	1992	SIN	dnf/h2	Chee Swee Lee	-	1976
	6h5	Kutre Dulecha	2:04.80	1996	SLE	8h4	Eugenia Osho-Williams	2:33.4	1980
FIN	5h3	Eeva Haimi	2:09.67	1968	SLO	3	Jolanda Čeplak	1:56.43	2004
FRA	2	Maryvonne Dupureur	2:01.9	1964	SRI	6h3	Dhammika Menike	2:03.85	1992
GAB	7h1	Marlyse Nsourou	2:12.35	2004	SUD	4h3	Amina Bakhit	2:09.78	2012
GAM	6h5	Adama Njie	2:07.90	2000	SUI	4h6	Anita Brägger	2:04.00	2004
<b>GBR</b>	<b>1</b>	<b>Ann Packer</b>	<b>2:01.1</b>	<b>1964</b>	SUR	5s1	Letitia Vriesde	1:58.28	1992
	<b>1</b>	<b>Kelly Holmes</b>	<b>1:56.38</b>	<b>2004</b>		5s2	Letitia Vriesde	1:58.29	1996
GBS	7h3	Alberta Cape	2:17.05	2000	SVK	3s1	Lucia Klocová	1:58.80	2008
GEQ	6h4	Emilia Mikue	2:20.69	2008	SWE	3	Inga Gentzel	2:18.8	1928
<b>GER</b>	<b>1</b>	<b>Lina Radke</b>	<b>2:16.8</b>	<b>1928</b>	SYR	6h4	Hala el Moughrabi	2:17.59	1980
	<b>1</b>	<b>Hildegard Falck (FRG)</b>	<b>1:58.55</b>	<b>1972</b>	TAN	5h1	Mwinga Mwanjala	2:05.15	1980
	<b>1</b>	<b>Sigrun Wodars (GDR)</b>	<b>1:56.10</b>	<b>1988</b>		5h4	Lilian Nyiti	2:11.05	1980
GHA	5h4	Akosua Serwah	2:03.96	2004	TCH	8s2	Jaroslava Jehličková (CZE)	2:13.59	1968
GRE	8s1	Eléni Filánda	2:04.42	2012	THA	6h2	Sukanya Sangngueg	2:09.94	1992
GRN	7s3	Neisha Bernard-Thomas	2:01.84	2008	TOG	8h1	Direma Banasso	2:13.67	2000
	7s2	Neisha Bernard-Thomas	2:00.68	2012	TPE	8h4	Li Chiu-Hsia	2:11.81	1972
GUA	7h3	Patricia Meigham	2:14.17	1984	TUR	4h3	Merve Aydin	2:04.75	2008
GUM	5h3	Amy Atkinson	2:18.53	2012	UGA	5h1	Grace Birungi	2:03.32	2000
GUY	7s2	Marian Burnett	2:02.21	2004	UKR	7	Yuliya Krevsun	1:58.73	2008
HUN	4	Zsuzsa Szabó	2:03.5	1964	<b>URS</b>	<b>1</b>	<b>Lyudmila Shevtsova (UKR)</b>	<b>2:04.50</b>	<b>1960</b>
IND	5s2	Tintu Luka	1:59.69	2012		<b>1</b>	<b>Tatyana Kazankina (RUS)</b>	<b>1:54.94</b>	<b>1976</b>
IRL	8	Caroline O'Shea	2:00.77	1984		<b>1</b>	<b>Nadyezhda Olizarenko (UKR)</b>	<b>1:53.43</b>	<b>1980</b>
ISL	7h1	Liljá Gudmundsdóttir	2:07.26	1976	URU	6h3	Marcela Britos	2:08.98	2008
ISR	6h2	Hana Shezifi	2:09.23	1968	<b>USA</b>	<b>1</b>	<b>Madeline Manning</b>	<b>2:00.92</b>	<b>1968</b>
ITA	4	Gabriella Dorio	1:59.05	1984	VAN	7h2	Andrea Rose Garae	2:28.61	1992
JAM	6	Kenia Sinclair	1:58.24	2008	YUG	4	Slobodanka Čolović (CRO)	1:57.50	1988
JOR	7h1	Bara'h Awadallah	2:18.41	2008					
JPN	2	Kinue Hitomi	2:17.6	1928					
KAZ	3s3	Margarita Matsko	1:59.20	2012					
<b>KEN</b>	<b>1</b>	<b>Pamela Jelimo</b>	<b>1:54.87</b>	<b>2008</b>	<b>1500 Metres</b>				
KOR	6h1	Choi Se-Beom	2:06.65	1988	<b>ALG</b>	<b>1</b>	<b>Hassiba Boulmerka</b>	<b>3:55.30</b>	<b>1992</b>
KSA	8h6	Sarah Attar	2:44.95	2012		<b>1</b>	<b>Nouria Mérah-Benida</b>	<b>4:05.10</b>	<b>2000</b>
LAT	6h4	Irīna Latve	2:06.05	2000	AND	13h3	Silvia Felipo	4:45.32	2000
LES	8h5	Angelina Pitso	2:29.77	1992		13h1	Silvia Felipo	4:44.40	2004
LIE	7h3	Maria Ritter	2:14.39	1976	ANG	14h3	Ana Elias	4:33.66	1992
LTU	7s2	Eglė Balčiūnaitė	2:02.59	2008	ANT	11h1	Laverne Bryan	4:32.44	1984
MAD	6h2	Albertine Raheliarisoa	2:11.67	1980	ARG	9h2	Liliana Góngora	4:28.02	1984
MAR	2	Hasna Benhassi	1:56.43	2004	AUS	5	Margaret Crowley	4:03.79	1996
MAW	7h3	Emesia Chizunga	2:19.22	1972	AUT	3	Theresia Kiesl	4:03.02	1996
	7h3	Prisca Singano	2:20.84	1992	BEL	6s2	Veerle Dejaeghere	4:07.87	2000
MDA	6s3	Olga Cristea	2:00.12	2008	BIH	11h2	Jasminka Guber	4:17.75	2004
MDV	7h3	Yaznee Nasheeda	2:36.85	1996	BLR	dq/final	Natalya Koreyvo	(4:11.58)	2012
	7h5	Aishath Reesha	2:30.14	2008	BRN	2	Maryam Jamal	4:10.74	2012
MGL	7h2	Aldaanish Ramazan	2:21.2	1964			(Jamal not publicly confirmed by the IOC as silver medallist as at June 10, 2016)		
MHL	6h2	Haley Nemra	2:14.90	2012	BUL	4	Nikolina Shtereva	4:06.57	1976
MLI	6h3	Fatalmoudou Toure	2:19.8	1980	CAF	13h3	Brigitte Nganaye	4:33.57	1992
MLT	7h6	Tanya Blake	2:19.34	2004	CAN	4	Leah Pells	4:03.56	1996
<b>MOZ</b>	<b>1</b>	<b>Maria Mutola</b>	<b>1:56.15</b>	<b>2000</b>	CHA	10h2	Rosalie Gangué	5:06.31	1992
MRI	5h3	Anabelle Lascar	2:06.11	2008	CHI	8h2	Alejandra Ramos	4:22.03	1984
	5h1	Anabelle Lascar	2:05.45	2012	CHN	3	Qu Yunxia	3:57.08	1992
					COD	13h2	Chancel Ilunga	5:05.25	2012

COUNTRY	POSITION	NAME	MARK	YEAR	COUNTRY	POSITION	NAME	MARK	YEAR
CZE	12h1	Tereza Capková	4:12.15	2012	<b>URS</b>	<b>1</b>	<b>Lyudmila Bragina (RUS)</b>	<b>4:01.38</b>	<b>1972</b>
ESA	12h1	Krisia García	4:38.00	1984	<b>1</b>	<b>Tatyana Kazankina (RUS)</b>	<b>4:05.48</b>	<b>1976</b>	
	12h3	Gladys Landaverde	4:18.26	2012	<b>1</b>	<b>Tatyana Kazankina (RUS)</b>	<b>3:56.56</b>	<b>1980</b>	
ESP	6	Mayte Zúñiga	4:00.59	1992	URU	14h2	Elena Guerra	4:35.31	2004
	6	Natalia Rodríguez	4:03.19	2008	USA	5	Shannon Rowbury	4:11.26	2012
ETH	4	Kutre Dulecha	4:05.33	2000	VIE	11h2	Be Thi Trinh	4:38.6	1980
	4	Abebe Aregawi	4:11.03	2012	VIN	13h1	Bigna Samuel	4:33.41	1992
FIN	9	Nina Holmén	4:09.55	1976	YUG	8h2	Breda Pergar (SRB)	4:13.16	1980
FRA	8s1	Blandine Bitzner-Ducret	4:12.27	1996	ZIM	12h1	Julia Sakara	4:21.94	2000
<b>GBR</b>	<b>1</b>	<b>Kelly Holmes</b>	<b>3:57.90</b>	<b>2004</b>					
GBS	11h2	Domingas Togna	5:05.76	2008					
GER	2	Gunhild Hoffmeister (GDR)	4:02.83	1972	<b>3000 Metres</b>				
	2	Gunhild Hoffmeister (GDR)	4:06.02	1976	ANG	10h1	Ana Elias	9:58.82	1992
	2	Christiane Wartenberg (GDR)	3:57.71	1980	ARG	9h2	Liliana Góngora	9:41.14	1984
GRE	12s1	Konstadína Efedáki	4:09.37	2004	AUS	5h2	Donna Gould	9:05.56	1984
GUM	14h1	Sloan Siegrist	4:44.53	2004	BIH	12h3	Mirsada Buric	10:03.34	1992
HUN	7h2	Sara Ligetkúti	4:16.08	1972	CAN	3	Lynn Williams	8:42.14	1984
IRL	9s1	Sinead Delahunty	4:12.52	1996		3	Angela Chalmers	8:47.22	1992
ISL	9h4	Liljá Gudmundsdóttir	4:20.27	1976	CHI	dnf/h3	Mónica Regonessi	-	1984
<b>ITA</b>	<b>1</b>	<b>Gabriella Dorio</b>	<b>4:03.25</b>	<b>1984</b>	CHN	7h1	Wang Xiuting	8:54.19	1988
JAM	11s2	Mardrea Hyman	4:14.20	2000	COD	16h2	Dikanda Diba	10:32.88	1988
<b>KEN</b>	<b>1</b>	<b>Nancy Jebet Langat</b>	<b>4:00.23</b>	<b>2008</b>	CYP	11h1	Andri Avraam	9:02.18	1988
KGZ	14h3	Tatyana Borisova	4:13.36	2004	DEN	6h1	Gitte Karlshøj	8:54.05	1992
KOR	12h1	Noh Hye-Soon	4:26.05	1988	ECU	11h3	Janeth Caizaltín	9:32.39	1992
LES	14h1	Angelina Pitso	4:39.96	1992	ESA	9h3	Krisia García	9:42.28	1984
LIE	9h1	Helen Ritter	4:19.39	1984	ESP	7h1	Estela Estévez	8:55.70	1992
LTU	11s1	Irina Krakoviak	4:14.57	2000	FIN	6h3	Päivi Tikkanen	8:59.60	1992
MAD	11h2	Eliane Saholinirina	4:19.46	2012	FRA	12	Annette Sergent	8:49.14	1988
MAR	10	Fatima Aouam	4:08.00	1988	GBR	2	Wendy Sly	8:39.47	1984
	10	Siham Hilali	4:05.57	2008	GER	dnf/final	Brigitte Kraus (FRG)	-	1984
MAW	8h3	Emesia Chizunga	4:41.47	1972	IND	8h3	Geeta Zutshi	9:40.63	1984
MKD	13h2	Daniela Kuleska	4:33.50	2000	IRL	4	Sonia O'Sullivan	8:48.21	1992
MLT	9h2	Carol Galea	4:33.41	1992	ITA	10	Agnese Possamai	9:10.82	1984
MOZ	9	Maria Mutola	4:02.60	1992		10	Roberta Brunet	9:01.26	1992
MYA	11h1	Khin Khin Htwe	4:20.92	1988	JOR	9h1	Raida Abdullah	10:48.00	1984
	11h1	Khin Khin Htwe	4:30.64	1996	KEN	7h1	Helen Kimaiyo	8:57.21	1984
NAM	7h2	Agnes Samaria	4:15.80	2008		7h2	Esther Kiplagat	8:44.97	1992
NED	6	Ilja Keizer	4:05.13	1972	KOR	15h1	Lim Chun-Ae	9:21.18	1988
NEP	15h2	Kanchhi Koju	4:38.17	2004	MAR	dnf/h2	Fatima Aouam	-	1988
NOR	7s2	Wenche Sørum	4:09.70	1972	MYA	10h3	Khin Khin Htwe	9:31.70	1992
NZL	9s1	Lucy Van Dalen	4:06.97	2012	NED	9	Elly van Hulst	8:43.92	1988
PAK	14h1	Shazia Hidayat	5:07.17	2000	NZL	9	Dianne Rodger	8:56.43	1984
PNG	14h1	Polonie Avek	4:46.49	1988	PNG	11h2	Rosemary Turare	11:15.18	1992
POL	5	Lidia Chojecka	4:06.42	2000	POR	6	Aurora Cunha	8:46.37	1984
POR	6	Carla Sacramento	4:03.91	1996	<b>ROU</b>	<b>1</b>	<b>Maricica Puică</b>	<b>8:35.96</b>	<b>1984</b>
<b>ROU</b>	<b>1</b>	<b>Paula Ivan</b>	<b>3:53.96</b>	<b>1988</b>	RSA	9h1	Zola Pieterse	9:07.10	1992
RSA	9	Gwen Griffiths	4:06.33	1996	RWA	7h3	Marciana Mukamurenzi	9:27.08	1984
<b>RUS</b>	<b>1</b>	<b>Svetlana Masterkova</b>	<b>4:00.83</b>	<b>1996</b>	SUI	5	Cornelia Bürki	8:45.20	1984
RWA	10h2	Marciana Mukamurenzi	4:31.56	1984	SWE	6h2	Eva Ernström	9:06.54	1984
SEN	9h2	Ndew Niang	4:44.64	1976	TAN	10h2	Mwinda Mwanjala	9:42.66	1984
SEY	13h1	Margaret Morel	4:37.9	1980	<b>URS</b>	<b>1</b>	<b>Tatyana Samolenko (UKR)</b>	<b>8:26.53</b>	<b>1988</b>
SLE	14h2	Rachel Thompson	5:31.42	1988	<b>1</b>	<b>Yelena Romanova (RUS)</b>	<b>8:46.04</b>	<b>1992</b>	
SLO	8h3	Sonja Roman	4:08.52	2008	USA	4	Cindy Bremser	8:42.78	1984
SRB	11h1	Marina Muncan	4:11.25	2012					
SRI	8h2	Dharmika Menike	4:26.22	1992	<b>5000 Metres</b>				
SUI	9	Sabina Fischer	4:08.84	2000	ALG	16h1	Souad Aït Salem	16:02.10	2004
SUR	8s1	Letitia Vriesde	4:09.64	1992	ARG	14h1	Elisa Cobañea	16:16.58	2000
SVK	6	Lucia Klocová	4:12.64	2012	AUS	6h1	Benita Willis	15:21.37	2000
SWE	9s1	Inger Knutsson	4:14.97	1972	AUT	5h2	Susanne Pumper	15:16.66	2000
	9s2	Malin Ewerlöf	4:13.85	1996	AZE	17h2	Layes Abdullayeva	15:45.69	2012
TAN	10h2	Mwinda Mwanjala	4:20.84	1980	BDI	14h3	Diane Nukuri	16:38.30	2000
TCH	9s2	Jaroslava Jehličková (CZE)	4:18.16	1972		14h2	Francine Niyonizigiye	17:08.44	2008
TPE	9h1	Li Chiu-Hsia	4:37.15	1972	BEL	11h2	Almensch Belete	15:10.24	2012
TUN	8h3	Fatma Lanouar	4:11.87	2000	BLR	9h1	Olga Kravtsova	15:21.85	2008
<b>TUR</b>	<b>1</b>	<b>Gamze Bulut</b>	<b>4:10.40</b>	<b>2012</b>	BRA	9h1	Roseli Machado	15:41.63	1996
(Bulut not publicly confirmed by the IOC as gold medallist as at June 10, 2016)					BRN	10	Shitaye Eshete	15:19.13	2012
UAE	11h3	Bethem Desalegn	4:14.07	2012	BUL	10	Daniela Yordanova	14:56.95	2000
UGA	9h3	Janet Achola	4:11.64	2012	CAN	15	Megan Metcalfe	17:06.82	2008
UKR	2	Irina Lishchynska	4:01.63	2008	<b>CHN</b>	<b>1</b>	<b>Wang Junxia</b>	<b>14:19.88</b>	<b>1996</b>

COUNTRY	POSITION	NAME	MARK	YEAR	COUNTRY	POSITION	NAME	MARK	YEAR
DEN	9h2	Nina Christiansen	15:56.38	1996	ECU	17h1	Martha Tenorio	34:29.03	1992
ERI	8h1	Simret Sultan	15:16.25	2008	ESP	9	Julia Vaquero	31:27.07	1996
ESA	dnf/h1	Elizabeth Zaragoza	-	2004	<b>ETH</b>	<b>1</b>	<b>Derartu Tulu</b>	<b>31:05.02</b>	<b>1992</b>
ESP	8h3	Cristina Petite	15:48.63	1996	ETH	<b>1</b>	<b>Derartu Tulu</b>	<b>30:17.49</b>	<b>2000</b>
	8h3	Beatriz Santiago	15:31.94	2000		<b>1</b>	<b>Tirunesh Dibaba</b>	<b>29:54.66</b>	<b>2008</b>
<b>ETH</b>	<b>1</b>	<b>Meseret Defar</b>	<b>14:45.65</b>	<b>2004</b>		<b>1</b>	<b>Tirunesh Dibaba</b>	<b>30:20.75</b>	<b>2012</b>
	<b>1</b>	<b>Tirunesh Dibaba</b>	<b>15:41.40</b>	<b>2008</b>	FIN	12	Annemari Sandell	32:14.66	1996
	<b>1</b>	<b>Meseret Defar</b>	<b>15:04.25</b>	<b>2012</b>	FRA	19	Annette Sergent	33:17.38	1988
FIN	10h2	Kirsi Valasti	15:33.78	2004	GBR	2	Liz McColgan	31:08.44	1988
FRA	11	Margaret Maury	15:09.77	2004	GER	4	Kathrin Ullrich (GDR)	31:29.27	1988
GBR	5	Paula Radcliffe	15:13.11	1996	HKG	20h2	Chan Man-Yee	35:21.20	2000
	5	Joanne Pavey	14:57.87	2004	HUN	20	Anikó Kálovics	32:21.47	2004
GER	5	Irina Mikitenko	14:43.59	2000	IND	25	Preeja Sreedharan	32:34.64	2008
GRE	11h2	Hrysotomía Iakóvou	15:46.48	2000	IRL	6	Sonia O'Sullivan	30:53.37	2000
HKG	16h2	Chan Man-Yee	16:20.43	2000	ITA	14	Rosanna Murerotto	32:29.84	1988
HUN	13h2	Krisztina Papp	16:08.86	2008	JPN	5	Masako Chiba	31:20.62	1996
INA	19h2	Supriyati Sutono	16:34.14	2004	KEN	2	Sally Kipyego	30:26.37	2012
IRL	2	Sonia O'Sullivan	14:41.02	2000	KOR	18h1	Chung Mi-Ja	33:48.96	1988
IRQ	16h1	Maysa Matrood	17:17.58	2000	LAT	7	Jelena Prokopchuka	31:04.10	2004
ITA	3	Roberta Brunet	15:07.52	1996	MAR	18	Asmae Leghzaoui	31:59.21	2000
JPN	4	Michiko Shimizu	15:09.05	1996	MDA	27	Natalia Cherches	34:04.97	2004
KAZ	11h3	Irina Mikitenko	15:57.67	1996	MEX	23	Adriana Fernández	32:29.57	2004
KEN	2	Pauline Konga	15:03.49	1996	NED	5	Lornah Kiplagat	30:31.92	2004
	2	Isabella Ochichi	14:48.19	2004	NOR	dnf/final	Ingrid Kristiansen	-	1988
	2	Vivian Cheruiyot	15:04.73	2012	NZL	9	Kim Smith	30:51.00	2008
LAT	9	Jelena Prokopchuka	14:55.46	2000	PNG	20h1	Rosemary Turare	42:02.79	1992
LTU	10h3	Inga Juodeškiienė	15:46.37	2000	<b>POR</b>	<b>1</b>	<b>Fernanda Ribeiro</b>	<b>31:01.63</b>	<b>1996</b>
MAR	9h3	Zahra Ouaziz	15:55.03	1996	ROU	8	Iulia Negura	31:26.46	1996
MAW	15h3	Agnes Chikwakwa	16:39.82	2000	RSA	2	Elana Meyer	31:11.75	1992
	15h2	Catherine Chikwakwa	15:46.17	2004	RUS	5	Mariya Kononova	30:35.84	2008
	15h1	Lucia Chandamale	16:44.09	2008	RWA	12h1	Marciana Mukamurenzi	33:00.66	1992
MEX	9h1	Nora Rocha	15:38.72	2000	SLO	10	Helena Javornik	31:06.63	2004
MGL	17h3	Battsetseg Baatarxuu	18:22.98	2000	SUI	14h1	Martine Oppliger	32:28.26	1988
NCA	15h3	Martha Portobanco	16:42.78	1996	TAN	11h1	Restituta Joseph	33:12.18	2000
NIG	16h1	Rachida Mahamane	19:17.87	1996	TUR	2	Elvan Abeylegesse	29:56.34	2008
NOR	13h1	Karoline Grøvdal	15:24.86	2012	UKR	19	Olga Skrypak	32:14.59	2012
NZL	13	Anne Hare	15:29.11	1996	<b>URS</b>	<b>1</b>	<b>Olga Bondarenko (RUS)</b>	<b>31:05.21</b>	<b>1988</b>
PER	21h2	Inés Melchor	17:08.07	2004	USA	3	Lynn Jennings	31:19.89	1992
POR	10h2	Ana Dias	15:57.35	1996		3	Shalane Flanagan	30:22.22	2008
<b>ROU</b>	<b>1</b>	<b>Gabriela Szabo</b>	<b>14:40.79</b>	<b>2000</b>	YUG	11	Olivera Jevtić (SRB)	31:29.65	2000
RUS	4	Yelena Zadorozhnaya	14:55.52	2004					
SLO	13h1	Helena Javornik	16:09.60	2000	<b>Marathon</b>				
STP	16h1	Celma da Graça	17:25.99	2008	ALG	9	Souad Aït Salem	2:28:29	2008
SUI	14	Anita Weyermann	15:44.40	1996	ARG	19	Griselda González	2:35:12	1996
SWE	11	Sara Wedlund	15:22.98	1996	ARU	56	Lia Melis	2:53:24	1988
SWZ	16h3	Priscilla Mamba	17:30.04	2000	AUS	2	Lisa Martin	2:25:53	1988
SYR	18h1	Zeinab Bakour	17:18.66	2004	AUT	53	Andrea Mayr	2:34:51	2012
TAN	12h1	Zakia Mrisho Mohamed	15:24.28	2008	BDI	30	Diane Nukuri	2:30:13	2012
TUR	2	Elvan Abeylegesse	15:42.74	2008	BEL	21	Ria van Landeghem	2:37:11	1984
UGA	12h1	Dorcus Inzikuru	15:38.59	2004	BIH	42	Luciah Kimani	2:35:47	2008
UKR	11h1	Lyudmyla Kovalenko	15:18.60	2012	BLR	24	Yelena Mazovka	2:36:22	1996
USA	9	Lynn Jennings	15:17.50	1996	BOL	42	Nelly Chavez de Wright	2:51:35	1984
	9	Kara Goucher	15:49.39	2008	BRA	17	Márcia Narloch	2:44:32	1992
YUG	dnf/final	Olivera Jevtić (SRB)	-	2000	BRN	60	Lishan Dula	2:36:20	2012
ZIM	12h2	Samukeliso Moyo	15:47.76	2000	CAN	8	Sylvie Ruegger	2:29:09	1984
					CAY	52	Michelle Bush	2:51:30	1988
					CHI	27	Erika Olivera	2:35:07	2000
<b>10,000 Metres</b>					CHN	3	Zhou Chunxiu	2:27:07	2008
ALG	20h1	Nasria Baghdad	35:31.53	2000	COD	37	Kungu Bakombo	3:29:10	1992
ARG	20h2	Griselda González	34:09.42	1992	COL	22	Iglandini González	2:35:45	1996
AUS	17	Carolyn Schuwalov	32:45.09	1988	CRC	33	Vilma Peña	3:03:34	1992
	17	Susan Hobson	32:47.71	1996	CRO	51	Lisa Christina Stublić	2:34:03	2012
BDI	18h2	Justine Nahimana	35:58.51	1996	CUB	59	Mariela González	3:02:20	2004
BEL	15	Liève Slegers	32:14.17	1992	CZE	28	Anna Pichrtová	2:40:58	2004
BRA	19h1	Carmen de Oliveira	34:48.21	1992	DEN	13	Dorthe Rasmussen	2:33:40	1984
BRN	6	Shitaye Eshete	30:47.25	2012	ECU	25	Martha Tenorio	2:33:54	2000
CAN	8	Susan Lee	31:50.51	1988	ERI	47	Nebiat Habtemariam	2:37:03	2008
<b>CHN</b>	<b>1</b>	<b>Xing Huina</b>	<b>30:24.36</b>	<b>2004</b>	ESA	58	Krisia García	3:04:21	1988
CYP	12h2	Andri Avraam	32:59.30	1988	ESP	5	Rocío Ríos	2:30:50	1996
DEN	15h1	Dorthe Rasmussen	33:22.43	1992					

COUNTRY	POSITION	NAME	MARK	YEAR	COUNTRY	POSITION	NAME	MARK	YEAR
EST	44	Jane Salumäe	2:48:47	2004	TLS	43	Aguida Amaral (IOA)	3:10:55	2000
<b>ETH</b>	<b>1</b>	<b>Fatuma Roba</b>	<b>2:26:05</b>	<b>1996</b>	TPE	57	Hsu Yu-Fang	2:55:58	2004
	<b>1</b>	<b>Tiki Gelana</b>	<b>2:23:07</b>	<b>2012</b>	TUN	77	Amira Ben Amor	2:40:13	2012
FIN	10	Tuija Toivonen	2:32:07	1984	TUR	23	Serap Aktaş	2:36:14	1996
FRA	14	Françoise Bonnet	2:32:36	1988	UGA	89	Jane Suoto	2:44:46	2012
GBR	6	Cilla Welch	2:28:54	1984	UKR	31	Tatyana Filonyuk	2:33:35	2008
	6	Mara Yamauchi	2:27:29	2008	<b>URS</b>	<b>1</b>	<b>Valentina Yegorova (RUS)</b>	<b>2:32:41</b>	<b>1992</b>
GER	3	Katrin Dörre (GDR)	2:26:21	1988	<b>USA</b>	<b>1</b>	<b>Joan Benoit</b>	<b>2:24:52</b>	<b>1984</b>
GRE	42	Maria Polyzou	2:41:33	1996	VEN	90	Yolimar Pineda	2:45:16	2012
GRN	62	Arlene Vincent Mark	3:23:56	1988	VIE	dnf	Dang Thi Teo	-	1992
GUA	53	María Menéndez	2:51:33	1988	ZIM	49	Tarath Tsatsa	2:37:10	2008
GUM	36	Jen Allred	3:14:45	1992					
HKG	31	Winnie Ng Lai Chu	2:42:38	1984	<b>3000 Metres Steeplechase</b>				
HON	42	Gina Coello	3:02:32	2000	ALG	17h1	Widad Mendil	9:52.35	2008
HUN	11	Karolina Szabó	2:40:10	1992	AUS	9h3	Donna MacFarlane	9:32.05	2008
INA	81	Triyaningsih	2:41:15	2012		9h1	Genevieve LaCaze	9:37.90	2012
IRL	23	Regina Joyce	2:37:57	1984	BEL	10h2	Veerle Dejaeghere	9:54.65	2008
ISL	dnf	Martha Ernstdóttir	-	2000	BLR	14h1	Svetlana Kudelich	9:54.77	2012
ISR	30	Zehava Shmueli	2:42:27	1984	BRA	dnf/h3	Zenaide Vieira	-	2008
ISV	35	Ana Gutiérrez	3:14:02	1992	BUL	10h3	Silvia Danekova	9:59.52	2012
ITA	6	Laura Fogli	2:27:49	1988	CHN	7h1	Zhu Yanmei	9:29.63	2008
<b>JPN</b>	<b>1</b>	<b>Naoko Takahashi</b>	<b>2:23:14</b>	<b>2000</b>		7h1	Li Zhenzhu	9:34.29	2012
	<b>1</b>	<b>Mizuki Noguchi</b>	<b>2:26:20</b>	<b>2004</b>	COL	14h2	Angela Maria Figueroa	10:25.60	2012
KAZ	dnf	Garifa Kuku	-	2000	ESP	12	Zulema Fuentes-Pila	9:35.16	2008
KEN	2	Catherine Ndereba	2:26:32	2004	ETH	2	Sofia Assefa	9:09.84	2012
	2	Catherine Ndereba	2:27:06	2008	(Assefa not publicly confirmed by the IOC as gold medalist as at June 10, 2016)				
	2	Priscah Jeptoo	2:23:12	2012	FIN	7h3	Sandra Eriksson	9:50.71	2012
KGZ	14	Irina Bogacheva	2:29:55	2000	FRA	7h2	Sophie Duarte	9:38.08	2008
KOR	15	Lee Mi-Ok	2:32:51	1988	GBR	6h1	Helen Clitheroe	9:29.14	2008
LAO	45	Sirivanh Khetavong	3:34:27	2000		6h1	Barbara Parker	9:32.07	2012
LAT	94	Dace Lina	2:47:47	2012	GER	6	Antje Schmidt	9:21.78	2012
LES	64	Mamokete Lechela	3:11:56	2004	GRE	15h2	Irini Kokkinariou	10:22.39	2008
LTU	11	Živilė Balčiūnaitė	2:29:33	2008	IND	13h1	Sudha Singh	9:48.86	2012
LUX	7	Danièle Kaber	2:29:23	1988	IRL	14	Roisin McGettigan	9:55.89	2008
MAD	43	Clarisse Rasoarizay	2:48:14	2004	ITA	11	Elena Romagnolo	9:30.04	2008
MAR	27	Hafida Izem	2:40:46	2004	JAM	10h1	Korene Hinds	9:37.95	2012
MDA	61	Svetlana Tkach-Shepeleva	3:03:29	2004	JPN	16h1	Minoru Hayakari	9:49.70	2008
MEX	16	Adriana Fernández	2:30:51	2000	KEN	2	Eunice Jepkorir	9:07.41	2008
MGL	63	Erhemsaihan Davaajargal	3:19:06	1996	LAT	11	Pojina Jelizarova	9:38.56	2012
MLT	dnf	Carol Galea	-	1996	LTU	8h3	Rasa Troup	9:30.21	2008
MNE	74	Slađana Perunović	2:39:07	2012	MAR	9h3	Kaltoum Bouaasayriya	9:58.77	2012
MRI	51	Maryse Justin	2:50:00	1988	MDA	13h2	Oksana Juravel	10:04.38	2008
MYA	101	Ni Lar San	3:04:27	2012	POL	8	Wioletta Frankiewicz	9:21.76	2008
NAM	11	Helalia Johannes	2:26:09	2012	POR	10	Clarisse Cruz	9:32.44	2012
NED	22	Carla Beurskens	2:37:51	1984	PUR	11h2	Beverly Ramos	9:55.26	2012
	22	Nadezhda Wijenberg	2:32:29	2000	ROU	5	Cristina Casandra	9:16.85	2008
NEP	60	Raj Kumari Pandey	3:10:31	1988	<b>RUS</b>	<b>1</b>	<b>Gulnara Samitova-Galkina</b>	<b>8:58.81</b>	<b>2008</b>
NGR	dnf	Ifeoma Mbanugo	-	1984	SUD	9h2	Muna Durka	9:53.09	2008
NOR	2	Grete Waitz	2:26:18	1984	<b>TUN</b>	<b>1</b>	<b>Habiba Ghribi</b>	<b>9:08.37</b>	<b>2012</b>
NZL	3	Lorraine Moller	2:33:59	1992	TUR	9h2	Gülcan Mingir	9:47.35	2012
PER	24	Inés Melchor	2:28:54	2012	UGA	6h3	Dorcus Inzikuru	9:35.29	2012
POL	11	Małgorzata Sobańska	2:31:52	1996	UKR	6h2	Valentina Gorpynich	9:37.90	2012
<b>POR</b>	<b>1</b>	<b>Rosa Mota</b>	<b>2:25:40</b>	<b>1988</b>	USA	8	Emma Coburn	9:23.54	2012
PRK	6	Mun Gyong-ae	2:37:03	1992					
PUR	33	Naydi Nazario	2:45:49	1984	<b>80/100 Metres Hurdles</b>				
<b>ROU</b>	<b>1</b>	<b>Constantina Tomescu-Diță</b>	<b>2:26:44</b>	<b>2008</b>	The highest placing at both events are shown for each country				
RSA	9	Colleen de Reuck	2:39:03	1992	ARG	4s2	Noëmi Simonetti	12.1	80 1948
RUS	2	Valentina Yegorova	2:28:05	1996		4h4	Beatriz Capotosto	13.90	100 1984
RWA	38	Marciana Mukamurenzi	2:40:12	1988	<b>AUS</b>	<b>1</b>	<b>Shirley Strickland</b>	<b>11.01</b>	<b>80 1952</b>
SCG	6	Olivera Jevtić (SRB)	2:31:15	2004		<b>1</b>	<b>Shirley Strickland</b>	<b>10.96</b>	<b>80 1956</b>
SIN	38	Yvonne Danson	2:39:18	1996		<b>1</b>	<b>Maureen Caird</b>	<b>10.39</b>	<b>80 1968</b>
SLO	53	Helena Javornik	2:46:58	1996		<b>1</b>	<b>Sally Pearson</b>	<b>12.35</b>	<b>100 2012</b>
SRB	68	Ana Subotić	2:38:22	2012	AUT	5	Maria Oberbreyer	12.1	80 1948
SUI	18	Franziska Rochat	2:34:48	1996		7	Beate Schrott	13.07	100 2012
SVK	67	Zuzana Šariková	2:49:39	2008	BAH	8s2	Ivanique Kemp	13.56	100 2012
SWE	17	Isabellah Andersson	2:27:36	2012	BEL	7h4	Roswitha Emonts-Gast	11.50	80 1968
TAN	dnf	Banuelia Mrashani	-	2004		5s3	Anne Zagré	12.94	100 2012
TCH	24	Alena Peterková (CZE)	2:53:30	1992	BEN	8h6	Odile Ahoanwanou	14.76	100 2012
TJK	41	Guylsara Dadabayeva	2:51:03	2000	BLR	4s1	Alina Talai	12.84	100 2012

COUNTRY	POSITION	NAME	MARK	YEAR	COUNTRY	POSITION	NAME	MARK	YEAR
BRA	5s2	Wanda dos Santos	11.74	80 1952	MLI	8h4	Aminata Camara	14.94	100 1996
	6h3	Maíla Paula Machado	13.35	100 2004	MOZ	8h5	Silvia Panguana	14.68	100 2012
BUL	8s1	Snezhana Kerkova	11.41	80 1964	<b>NED</b>	<b>1</b>	<b>Fanny Blankers-Koen</b>	<b>11.4</b>	<b>80 1948</b>
	<b>1</b>	<b>Yordanka Donkova</b>	<b>12.38</b>	<b>100 1988</b>		5s2	Marjan Olijslager	13.08	100 1988
BUR	8h3	Marthe Koala	13.91	100 2012	NGR	2	Glory Alozie	12.68	100 2000
CAF	7h2	Maria-Joëlle Conjungo	13.95	100 2000	NOR	5h1	Jorun Askersrud	12.51	80 1952
CAN	3	Betty Taylor	11.8	80 1936		8q4	Lena Solli	13.30	100 1996
	3	Priscilla Lopes-Schliep	12.64	100 2008	NZL	5s1	Avis McIntosh	10.90	80 1964
CHI	4h3	Carlota Ulloa	11.13	80 1968		5h2	Brenda Matthews	13.81	100 1972
CHN	7s2	Liu Huajin	13.57	100 1984	PAN	5h1	Lorraine Dunn	11.53	80 1964
	7s1	Zhang Yu	13.39	100 1992	PER	5h4	Edith Noeding	14.14	100 1976
CIV	6h1	Rosvitha Okou	13.62	100 2012	PHI	5h4	Francisca Sanopol	12.15	80 1956
CMR	7s1	Cécile Ngambi	13.70	100 1984		6h1	Lucila Salao	15.15	100 1972
COL	5h4	Brigith Merlano	13.21	100 2012		6h3	Agrippina de la Cruz	14.36	100 1988
CUB	5s1	Berta Díaz	11.42	80 1956	PNG	6h1	Barbra Ingiro	15.39	100 1984
	5	Aliuska López	12.83	100 2000	POL	2	Teresy Cieply	10.55	80 1964
CZE	4s3	Lucie Škrobáková	12.81	100 2012		3	Lucyna Langer	12.65	100 1980
DOM	6h5	LaVonne Idlette	13.60	100 2012	ROU	7s1	Valeria Bufanu	11.08	80 1968
ECU	5h5	Nancy Vallecilla	13.97	100 1988		2	Valeria Bufanu	12.84	100 1972
ESA	6h5	Cecilia Sosa	12.90	80 1968	RSA	3	Marjorie Clark	11.8	80 1932
ESP	5s1	Josephine Onyia	12.86	100 2008	RUS	4	Mariya Koroteyeva	12.72	100 2004
EST	6h1	Anu Kaljurand	13.81	100 1992	SEN	6h1	Julie Gomis	14.57	100 1976
FIJ	6h5	Rachel Rogers	14.07	100 1996	SEY	8h1	Céline Laporte	13.92	100 2004
FIN	4h1	Mirja Jämes	-	80 1948	SIN	5h3	Tang Pui Wah	13.09	80 1952
	4h4	Kyllikki Naukkarinen	-	80 1948		7h5	Dipna Lim Prasad	14.68	100 2012
	4h3	Seija Pöntinen	12.22	80 1952	SLE	7h3	Estella Meheux	15.61	100 1980
	7h1	Manuela Bosco	13.51	100 2000		7h1	Eunice Barber	15.01	100 1992
FRA	4	Yvette Monginou	12.0	80 1948	SLO	2	Brigita Bukovec	12.59	100 1996
	=3	Michèle Chardonnet	13.06	100 1984	SRI	5q3	Sriyani Kulawansa	12.91	100 1996
	3	Patricia Girard	12.65	100 1996	STP	6h2	Lecabela Quaresma	14.54	100 2012
GBR	2	Maureen Gardner	11.5	80 1948	SUI	5h4	Meta Antenen	10.95	80 1968
	2	Carole Quinton	10.99	80 1960		5s1	Julie Baumann	12.90	100 1996
	2	Shirley Strong	12.88	100 1984	SVK	8h1	Miriam Bobková	13.65	100 2008
GEQ	9h6	Martina Bibiana	16.18	100 2012	SWE	4h1	Ulla-Britt Wieslander	11.60	80 1960
<b>GER</b>	<b>1</b>	<b>Karin Balzer</b>	<b>10.54</b>	<b>80 1964</b>		<b>1</b>	<b>Lyudmila Engquist</b>	<b>12.58</b>	<b>100 1996</b>
	<b>1</b>	<b>Anneliese Ehrhardt (GDR)</b>	<b>12.59</b>	<b>100 1972</b>	SYR	8h2	Fadwa Al-Bouza	14.24	100 2008
	<b>1</b>	<b>Johanna Schaller (GDR)</b>	<b>12.77</b>	<b>100 1976</b>	TCH	6	Libuše Lomská (CZE)	12.1	80 1948
GHA	8s2	Rose Hart	11.16	80 1964	TGA	8h3	Siulolo Liku	14.58	100 2000
	6h2	Dinah Yankey	13.64	100 1988	THA	7s2	Trecia Roberts	13.15	100 2000
	6h2	Vida Nsiah	13.34	100 1996	TPE	3	Chi Cheng	10.51	80 1968
GRE	6s1	Domnitsa Lanitou	-	80 1936		5h3	Chen Wen-Xing	14.01	100 1988
	<b>1</b>	<b>Paraskeví Patoulídou</b>	<b>12.64</b>	<b>100 1992</b>	TTO	4h5	Aleesha Barber	13.01	100 2008
GUI	dnf/h5	Fatmata Fofanah	-	100 2008	TUR	dq/final	Nevin Yanıt	(12.58)	100 2012
HAI	8s1	Nadine Faustin	12.74	100 2004	UGA	7h4	Mary Musani	12.9	80 1964
HKG	7h5	Chan Sau Ying	13.88	100 1992	UKR	2	Yelena Krasovska	12.45	100 2004
HON	7h4	Jeimy Bernárdez	14.36	100 2012	<b>URS</b>	<b>1</b>	<b>Irina Press (RUS)</b>	<b>10.93</b>	<b>80 1960</b>
HUN	8s2	Mária Kiss	11.22	80 1968		<b>1</b>	<b>Vera Komisova (RUS)</b>	<b>12.56</b>	<b>100 1980</b>
	dnf/s2	Xénia Siska	-	100 1980	<b>USA</b>	<b>1</b>	<b>Mildred "Babe" Didriksen</b>	<b>11.7</b>	<b>80 1932</b>
INA	7h5	Dedeh Erawati	13.49	100 2008		<b>1</b>	<b>Benita Fitzgerald-Brown</b>	<b>12.84</b>	<b>100 1984</b>
IND	5h2	Nilima Ghose	13.07	80 1952		<b>1</b>	<b>Joanna Hayes</b>	<b>12.37</b>	<b>100 2004</b>
IRL	5s2	Derval O'Rourke	12.91	100 2012		<b>1</b>	<b>Dawn Harper</b>	<b>12.54</b>	<b>100 2008</b>
ISR	6h4	Leah Horowitz	12.74	80 1952	VEN	6h4	Lucia Vaamonde	19.17	100 1976
	6	Esther Rot	13.04	100 1976	VIE	6h3	Vu Bich Hong	13.61	100 2000
<b>ITA</b>	<b>1</b>	<b>Ondina Valla</b>	<b>11.7</b>	<b>80 1936</b>	YUG	7	Draga Stamejčić (SLO)	10.86	80 1964
	8	Ileana Ongar	13.51	100 1976		8h5	Elizabeta Pavlovska (IOP)	14.26	100 1992
JAM	4h1	Carmen Smith	11.09	80 1968	<b>400 Metres Hurdles</b>				
	4	Delloreen Ennis-London	12.80	100 2000	ALB	6h3	Klodiana Shala	60.00	2004
JPN	5	Ikuko Yoda	10.72	80 1964	<b>AUS</b>	<b>1</b>	<b>Debbie Flintoff-King</b>	<b>53.17</b>	<b>1988</b>
	8s2	Yvonne Kanazawa	13.16	100 2000	BAR	7s2	Andrea Blackett	55.30	2000
<b>KAZ</b>	<b>1</b>	<b>Olga Shishigina</b>	<b>12.65</b>	<b>100 2000</b>	BEL	4s1	Élodie Ouédraogo	55.20	2012
KOR	6h4	Jeong Hye-Lim	13.48	100 2012	BLR	7s1	Tatyana Ledovskaya	54.99	1996
LAT	7h4	Anita Trumpe	13.77	100 2000	BRA	6h1	Lucimar Teodoro	57.68	2008
LBR	7h5	Hannah Cooper	13.51	100 2000	BUL	8s2	Tsvetelina Kirilova	55.97	2008
LIE	6h5	Manuela Marxer	14.38	100 1988	BUR	5s2	Aïssata Soulama	55.69	2008
LTU	5h5	Sonata Tamošaitytė	13.59	100 2012	CAN	6	Rosey Edeh	54.39	1996
LUX	6h6	Véronique Linstler	13.47	100 1996	CGO	dnf/h1	Addo Ndala	-	1992
MAD	6s1	Nicole Ramalanirina	13.01	100 1996	CHN	8s2	Huang Xiaoxiao	55.53	2004
MEX	6h1	Enriqueta Basilio	11.20	80 1968	CIV	5h1	Marie Womplou	57.35	1988
	6h1	Sandra Tavares	13.81	100 1988					



COUNTRY	POSITION	NAME	MARK	YEAR	COUNTRY	POSITION	NAME	MARK	YEAR
<b>RUS</b>	<b>1</b>	<b>Yelena Yelesina</b>	<b>2.01</b>	<b>2000</b>	<b>Long Jump</b>				
	<b>1</b>	<b>Yelena Slesarenko</b>	<b>2.06</b>	<b>2004</b>	ARG	2	Noëmi Simonetti	5.60	1948
	<b>1</b>	<b>Anna Chicherova</b>	<b>2.05</b>	<b>2012</b>	AUS	4	Bronwyn Thompson	6.96	2004
SEN	=27q	Constance Senghor	1.70	1984	AUT	9	Maria Oberbreyer	5.24	1948
SEY	=20q	Lissa Labiche	1.85	2012	BAH	6	Jackie Edwards	6.59	2000
SLO	=9	Britta Bilač	1.93	1996	BAN	36q	Nilufar Yasmin	5.24	1996
SMR	nh/q	Giuseppina Grassi	-	1976	BEN	28q	Sonia Agbéssi	5.64	1992
SUI	=19q	Sieglinde Cadusch	1.85	1996	BER	22	Thelma Jones	5.33	1952
SVK	=24q	Alica Javad	1.85	1996	BIZ	38q	Tricia Flores	5.25	2008
SWE	=3	Kajsa Bergqvist	1.99	2000	BLR	7	Nastassia Ivanova	6.72	2012
SYR	nh/q	Dia Toutingi	-	1980	<b>BRA</b>	<b>1</b>	<b>Maurren Maggi</b>	<b>7.04</b>	<b>2008</b>
<b>TCH</b>	<b>1</b>	<b>Miroslava Rezková (CZE)</b>	<b>1.82</b>	<b>1968</b>	BUL	2	Diana Yorgova	6.77	1972
THA	21q	Noengrothai Chaipetch	1.89	2004	CAN	10	Tabia Charles	6.47	2008
TPE	23q	Su Chun-Yueh	1.80	1988	CGO	35q	Pamela Mouele-Mboussi	6.06	2008
TTO	26q	Natasha Alleyne	1.85	1996	CHI	13	Adriana Millard	5.59	1952
TUR	12	Burcu Ayhan	1.89	2012	CHN	9	Xiong Qiyang	6.50	1988
UKR	3	Inga Babakova	2.01	1996	CRC	24q	Jean Robotham	4.75	1968
	3	Vita Styopina	2.02	2004	CUB	4	Marcia Garbey	6.52	1972
URS	=2	Mariya Pisaryeva (RUS)	1.67	1956	CYP	21q	Maroula Teloni	6.29	1988
	2	Antonina Okorokova (RUS)	1.80	1968	CZE	20q	Denisa Ščerbová	6.46	2008
<b>USA</b>	<b>1</b>	<b>Jean Shiley</b>	<b>1.65</b>	<b>1932</b>	DEN	11	Renata Nielsen	6.06	1992
	<b>1</b>	<b>Alice Coachman</b>	<b>1.68</b>	<b>1948</b>	ESA	nm/q	Cecilia Sosa	-	1968
	<b>1</b>	<b>Mildred McDaniel</b>	<b>1.76</b>	<b>1956</b>	ESP	15q	Concepción Montaner	6.53	2008
	<b>1</b>	<b>Louise Ritter</b>	<b>2.01</b>	<b>1988</b>	EST	26q	Virge Naeris	6.26	1996
UZB	7	Svetlana Radzivil	1.97	2012	FIJ	27q	Miriama Tuisorisori	5.79	1976
VIE	=29q	Duong Thi Viet Anh	1.80	2012	FIN	9	Maire Österdahl	5.73	1952
YUG	7	Olga Pulić (SRB)	1.71	1964	FRA	5	Marthe Lambert	5.88	1956
<b>Pole Vault</b>					<b>GBR</b>	<b>1</b>	<b>Mary Rand</b>	<b>6.76</b>	<b>1964</b>
ARG	=13	Alejandra García	4.20	2004	GEO	nm/q	Maiko Gogoladze	-	2012
AUS	2	Tatiana Grigorieva	4.55	2000	<b>GER</b>	<b>1</b>	<b>Heide Rosendahl (FRG)</b>	<b>6.78</b>	<b>1972</b>
AUT	9	Doris Auer	4.25	2000		<b>1</b>	<b>Angela Voigt (GDR)</b>	<b>6.72</b>	<b>1976</b>
BLR	17q	Anastasiya Shvedova	4.40	2012		<b>1</b>	<b>Heike Drechsler</b>	<b>7.14</b>	<b>1992</b>
BRA	=10	Fabiana Murer	4.45	2008		<b>1</b>	<b>Heike Drechsler</b>	<b>6.99</b>	<b>2000</b>
BUL	=24q	Tanya Stefanova	4.15	2004	GHA	22q	Alice Annum	5.61	1968
CAN	=6	Dana Ellis	4.40	2004	GRE	4	Niki Xánthou	6.97	1996
CHI	33q	Carolina Maurer-Torres	4.00	2004	GRN	17q	Jacinta Bartholomew	6.07	1984
CHN	10	Gao Shuying	4.25	2000	GUY	13	Jennifer Innis	6.10	1980
CUB	2	Yarisley Silva	4.75	2012	<b>HUN</b>	<b>1</b>	<b>Olga Gyarmati</b>	<b>5.70</b>	<b>1948</b>
CYP	=24q	Ánna Fitidou	4.15	2004	IND	5	Anju Bobby George	6.83	2004
CZE	4	Danielá Bártová	4.50	2000	IRI	31q	Simin Safa Mehr	5.06	1964
DEN	8	Marie B. Rasmussen	4.35	2000	ISR	16q	Maya Benzoar	6.07	1984
ESP	=6	Naroa Agirre	4.40	2004	ISV	9	Flora Hyacinth	6.52	1992
FIN	=26q	Minna Nikkanen	4.25	2012	ITA	2	Fiona May	7.02	1996
FRA	=6	Vanessa Boslak	4.40	2004		2	Fiona May	6.92	2000
GBR	=6	Holly Bleasdale	4.45	2012	JAM	4	Chelsea Hammond	6.79	2008
GER	4	Silke Spiegelburg	4.65	2012	JPN	12	Fumiko Ito	5.98	1960
GRE	13q	Stélla-Iró Ledaki	4.50	2012	KAZ	11	Yelena Koshcheyeva	6.53	2004
HUN	=19q	Krisztina Molnár	4.30	2004	KGZ	30q	Yelena Bobrovskaya	6.19	2000
IRL	nh/q	Tori Pena	-	2012	KOR	24q	Park Sook-Ya	5.90	1988
ISL	3	Vala Flosadóttir	4.50	2000	LAT	4	Ineta Radēviča	6.88	2012
ISR	18q	Jillian Schwartz	4.40	2012	LBR	28q	Melvina Vulah	5.23	1988
JPN	=19q	Tomomi Abiko	4.25	2012	LTU	dq/final	Niole Medvedeva	(6.76)	1992
KOR	=31q	Choe Yun-Hee	4.10	2012	LUX	26q	Milly Ludwig	4.51	1948
MAS	=16q	Roslinda Samsu	4.30	2008	MEX	20q	Mercedes Román	5.75	1968
NZL	=24q	Melina Hamilton	4.15	2004	NED	4	Gerda Koudijs	5.57	1948
POL	3	Anna Rogowska	4.70	2004	<b>NGR</b>	<b>1</b>	<b>Chioma Ajunwa</b>	<b>7.12</b>	<b>1996</b>
POR	=19q	Sandra Tavares	4.30	2008	NOR	7	Berit Berthelsen	6.40	1968
RSA	nh/final	Elmarie Gerrys	-	2000	<b>NZL</b>	<b>1</b>	<b>Yvette Williams</b>	<b>6.24</b>	<b>1952</b>
<b>RUS</b>	<b>1</b>	<b>Yelena Isinbaeva</b>	<b>4.91</b>	<b>2004</b>	PAK	33q	Shabana Akhtar	5.80	1996
	<b>1</b>	<b>Yelena Isinbaeva</b>	<b>5.05</b>	<b>2008</b>	PAR	27q	Natalia Toledo	5.73	1992
SLO	=19q	Tina Šutej	4.25	2012	PHI	20q	Elma Muros	5.64	1984
SUI	22q	Nicole Büchler	4.30	2008	<b>POL</b>	<b>1</b>	<b>Elżbieta Krzesińska</b>	<b>6.35</b>	<b>1956</b>
SWE	=19q	Angelica Bengtsson	4.25	2012	POR	31q	Naide Gomes	6.29	2008
TUN	=32q	Leila Ben Yousef	4.00	2008	PRK	25q	Li Yong-Ae	6.17	1992
UKR	=6	Anzhela Balakhonova	4.40	2004	PUR	21q	Madeline de Jesus	5.63	1984
URU	21q	Deborah Gyurcsek	4.15	2000	<b>ROU</b>	<b>1</b>	<b>Viorica Viscopoleanu</b>	<b>6.82</b>	<b>1968</b>
<b>USA</b>	<b>1</b>	<b>Stacy Dragila</b>	<b>4.60</b>	<b>2000</b>		<b>1</b>	<b>Anișoara Stanciu/Cușmir</b>	<b>6.96</b>	<b>1984</b>
	<b>1</b>	<b>Jenn Suhr</b>	<b>4.75</b>	<b>2012</b>	RSA	17q	Karen Botha	6.43	1992
					<b>RUS</b>	<b>1</b>	<b>Tatyana Lebedeva</b>	<b>7.07</b>	<b>2004</b>





COUNTRY	POSITION	NAME	MARK	YEAR	COUNTRY	POSITION	NAME	MARK	YEAR
TPE	18q	Wu Yin-Yu	11.76	1960	PAR	32q	Mariana Canillas	32.31	2000
TTO	9	Cleopatra Borel	18.35	2004	PHI	15	Josephine de la Vina	46.56	1968
TUR	32q	Filiz Kadogan	15.20	2004	<b>POL</b>	<b>1</b>	<b>Halina Konopacka</b>	<b>39.62</b>	<b>1928</b>
UKR	4	Vita Pavlysh	19.30	1996	POR	10	Teresa Machado	61.38	1996
<b>URS</b>	<b>1</b>	<b>Galina Zybina (RUS)</b>	<b>15.28</b>	<b>1952</b>	<b>ROU</b>	<b>1</b>	<b>Lia Manoliu</b>	<b>58.28</b>	<b>1968</b>
	<b>1</b>	<b>Tamara Tyshkevich (RUS)</b>	<b>16.59</b>	<b>1956</b>	RSA	19q	Elizna Naudé	58.74	2004
	<b>1</b>	<b>Tamara Press (RUS)</b>	<b>17.32</b>	<b>1960</b>	<b>RUS</b>	<b>1</b>	<b>Natalya Sadova</b>	<b>67.02</b>	<b>2004</b>
	<b>1</b>	<b>Tamara Press (RUS)</b>	<b>18.14</b>	<b>1964</b>	SRB	13q	Dragana Tomašević	60.19	2008
	<b>1</b>	<b>Nadezhda Chizhova (RUS)</b>	<b>21.03</b>	<b>1972</b>	SUI	12	Rita Pfister	57.24	1976
	<b>1</b>	<b>Natalya Lisovskaya (RUS)</b>	<b>22.24</b>	<b>1988</b>	SWE	3	Ruth Svedberg	35.92	1928
	<b>1</b>	<b>Svetlana Krivelyova (RUS)</b>	<b>21.06</b>	<b>1992</b>	<b>TCH</b>	<b>1</b>	<b>Olga Fikotová (CZE)</b>	<b>53.69</b>	<b>1956</b>
USA	3	Earlene Brown	16.42	1960	TGA	21q	Siulovo'vao Ikavuka	44.94	1988
UZB	30q	Elena Smolyanova	14.43	2012	THA	19q	Pranee Kitipongpitaya	38.73	1964
YUG	7	Marija Radosavljević (SRB)	12.36	1948	TPE	21q	Li Wen-Hua	59.91	2012
	7	Marija Radosavljević (SRB)	13.30	1952	TUN	23q	Monia Kari	56.32	2000
					TUR	27q	Oksana Mert	55.02	2000
					UKR	3	Yelena Antonova	62.59	2008
<b>Discus Throw</b>					<b>URS</b>	<b>1</b>	<b>Nina Romaschkova (RUS)</b>	<b>51.42</b>	<b>1952</b>
ARG	6	Isabel Avellán	46.73	1956		<b>1</b>	<b>Nina Ponomaryova (RUS)</b>	<b>55.10</b>	<b>1960</b>
AUS	3	Daniela Costian	66.24	1992		<b>1</b>	<b>Tamara Press (RUS)</b>	<b>57.27</b>	<b>1964</b>
AUT	5	Lotte Haidegger	38.81	1948		<b>1</b>	<b>Faina Melnik (UKR)</b>	<b>66.62</b>	<b>1972</b>
	5	Lotte Haidegger	43.49	1952	<b>USA</b>	<b>1</b>	<b>Lillian Copeland</b>	<b>40.58</b>	<b>1932</b>
BEL	20	Lucienne Daigré	25.28	1928		<b>1</b>	<b>Stephanie Brown Traffon</b>	<b>64.74</b>	<b>2008</b>
<b>BLR</b>	<b>1</b>	<b>Ellina Zvereva</b>	<b>68.40</b>	<b>2000</b>	YUG	12	Nada Kotlušek (SLO)	42.16	1956
BRA	15q	Andressa de Morais	60.94	2012	ZIM	14q	Mariette van Heerden	50.54	1984
BUL	2	Mariya Vergova	67.30	1976					
	2	Mariya Vergova	67.90	1980	<b>Hammer Throw</b>				
	2	Tsvetanka Khristova	67.78	1992	ARG	29q	Jennifer Dahlgren	66.35	2008
CAN	11	Jane Haist	59.74	1976	ASA	14q	Lisa Misipeka	61.74	2000
CHI	20q	Karen Gallardo	60.09	2012	AUS	5	Debbie Sosimenko	67.95	2000
CHN	2	Li Yanfeng	67.22	2012	AZE	46q	Marina Lapina	55.34	2004
CMR	16q	Agathe Ngo-Nack	38.32	1984	<b>BLR</b>	<b>1</b>	<b>Oksana Menkova</b>	<b>76.34</b>	<b>2008</b>
COK	37q	Tereapii Tapoki	48.35	2008	BUL	26q	Anelia Yordanova	54.92	2000
COL	17q	Maria Isabel Urrutia	53.82	1988	CAN	23q	Michelle Fournier	59.15	2000
<b>CRO</b>	<b>1</b>	<b>Sandra Perković</b>	<b>69.11</b>	<b>2012</b>	CHN	3	Zhang Wenxiu	74.32	2008
<b>CUB</b>	<b>1</b>	<b>Maritza Martén</b>	<b>70.06</b>	<b>1992</b>	CMR	nm/q	Georgina Tóth	-	2008
CZE	3	Vera Cechlová	66.08	2004	COL	17q	Johana Moreno	68.53	2012
DEN	17q	Karin Halkier	43.99	1960	CRO	11	Ivana Brkljačić	63.20	2000
ESP	25q	Angeles Barreiro	53.14	1992	CUB	2	Yipsi Moreno	73.36	2004
EST	=25q	Eha Rünne	58.24	1996		2	Yipsi Moreno	75.20	2008
FIN	4	Ulla Lundholm	62.84	1984	CYP	44q	Paraskevi Theodorou	61.00	2008
<b>FRA</b>	<b>1</b>	<b>Micheline Ostermeyer</b>	<b>41.92</b>	<b>1948</b>	CZE	26q	Lenka Ledvinová	67.17	2008
GBR	5	Meg Ritchie	62.58	1984	EGY	38q	Marwa Hussein	62.27	2004
<b>GER</b>	<b>1</b>	<b>Gisela Mauermayer</b>	<b>47.63</b>	<b>1936</b>	ESP	20q	Berta Castells	68.41	2012
	<b>1</b>	<b>Evelin Schlaak (GDR)</b>	<b>69.00</b>	<b>1976</b>	FIN	12	Sini Pöyry	62.49	2000
	<b>1</b>	<b>Evelin Jahl (GDR)</b>	<b>69.96</b>	<b>1980</b>	FRA	5	Manuela Montebrun	72.54	2008
	<b>1</b>	<b>Martina Hellmann (GDR)</b>	<b>72.30</b>	<b>1988</b>	GBR	9	Lorraine Shaw	64.27	2000
	<b>1</b>	<b>Ilke Wyludda</b>	<b>69.66</b>	<b>1996</b>	GER	3	Kirsten Münchow	69.28	2000
GRE	2	Anastasia Kelesidou	65.71	2000		3	Betty Heidler	77.12	2012
	2	Anastasia Kelesidou	66.68	2004	GRE	11	Stylianí Papadopoulou	64.97	2008
HUN	3	Jolán Kleiber	54.90	1968	HUN	13q	Katalin Divós	62.74	2000
IND	6	Krishna Poonia	63.62	2012	IRL	23q	Eileen O'Keeffe	67.66	2008
IRI	21q	Juliette Geverkof	30.05	1964	ITA	7	Clarissa Claretti	71.33	2008
IRL	9	Patricia Walsh	55.38	1984	JPN	27q	Yuka Murofushi	65.33	2004
ISR	19q	Olga Winterberg	35.79	1952	MDA	dq/final	Zalina Marghieva	(74.06)	2012
ITA	2	Edera Cordiale	41.17	1948	MEX	35q	Violeta Guzmán	62.76	2004
JAM	15q	Merlene Lewis	49.00	1984	MRI	25q	Caroline Fournier	56.18	2000
JPN	4	Ko Nakamura	38.24	1936	NZL	17q	Tasha Williams	61.18	2000
	4	Ko Yoshino	43.81	1952	<b>POL</b>	<b>1</b>	<b>Kamila Skolimowska</b>	<b>71.16</b>	<b>2000</b>
KOR	18	Pong Sik-Pak	33.80	1948	POR	34q	Vânia Silva	63.81	2004
LAT	14	Elfriede Karlson	30.60	1928		34q	Vânia Silva	62.81	2012
LTU	8	Zinaida Sendriute	61.68	2012	ROU	18q	Bianca Perie	68.21	2008
MGL	12	Namjilma Dashzeveg	50.76	1968	<b>RUS</b>	<b>1</b>	<b>Olga Kuzenkova</b>	<b>75.02</b>	<b>2004</b>
MLI	39q	Oumou Traore	39.70	1996		<b>1</b>	<b>Tatyana Lysenko</b>	<b>78.18</b>	<b>2012</b>
MOZ	nm/q	Ludovina Oliveira	-	1980	SEN	31q	Amy Séné	65.49	2012
MRI	17q	Christine Bechard	37.94	1984	SLO	28q	Barbara Špiler	67.21	2012
<b>NED</b>	<b>1</b>	<b>Ria Stalman</b>	<b>65.36</b>	<b>1984</b>	SVK	8	Martina Danišová-Hrašnová	71.00	2008
NGR	19q	Grace Apiafi	49.84	1988	TJK	47q	Galina Mityaeva	51.38	2008
NOR	9	Mette Bergmann	62.28	1996	TTO	9	Candice Scott	69.94	2004
NZL	6	Beatrice Faumuina	63.45	2004					

COUNTRY	POSITION	NAME	MARK	YEAR	COUNTRY	POSITION	NAME	MARK	YEAR
TUR	14q	Kivilcim Kaya	69.50	2012	SUI	9	Dénise Thiemard	58.54	1988
UKR	8	Irina Sekachova	70.40	2004	SWE	5	Ingrid Almqvist	49.74	1956
USA	7	Dawn Ellerbe	66.80	2000	<b>TCH</b>	<b>1</b>	<b>Dana Zátopková (CZE)</b>	<b>50.47</b>	<b>1952</b>
VEN	26q	Rosa Andreina Rodríguez	67.34	2012	THA	28q	Buoban Pamang	56.35	2008
<b>Javelin Throw</b>					TPE	21q	Li Hui-Cheng	52.46	1984
ALB	24q	Miréla Manjani	55.64	1996	TUN	24q	Aída Sellam	57.76	2004
ARG	43q	Romina Maggi	48.58	2004	TUR	18q	Aysel Taş	57.86	1996
ARM	38q	Kristine Harutyunyan	47.65	2012	UKR	8	Tatyana Lyakhovich	61.75	2004
AUS	2	Louise McPaul	65.54	1996	<b>URS</b>	<b>1</b>	<b>Ineze Jaunzeme (LAT)</b>	<b>53.86</b>	<b>1956</b>
<b>AUT</b>	<b>1</b>	<b>Herma Bauma</b>	<b>45.57</b>	<b>1948</b>	<b>1</b>	<b>Elvira Ozolina (RUS)</b>	<b>55.98</b>	<b>1960</b>	
BAH	6	Laverne Eve	62.77	2004	URU	10	Estrella Puente	41.44	1952
BEL	11	Jeanne van Kesteren	33.13	1936	<b>USA</b>	<b>1</b>	<b>Mildred "Babe" Didriksen</b>	<b>43.68</b>	<b>1932</b>
BER	20q	Sonia Smith	52.74	1984	UZB	35q	Anastasiya Svechnikova	51.27	2012
BLR	12	Natalya Shikolenko	58.56	1996	VEN	48q	Maria González	50.51	2008
BRA	21q	Laila Silva	58.39	2012	YUG	5	Nataša Urbančič (SLO)	59.06	1972
BUL	4	Lutvian Mollova	59.36	1972	<b>Pentathlon/Heptathlon</b>				
CAN	12	Elizabeth Gleadle	58.78	2012	The highest placing at both events are shown for each country				
CHI	2	Marlene Ahrens	50.38	1956	ALB	dnf	Alma Qeramixhi	-	Hep 1992
CHN	5	Lu Huihui	63.70	2012	ALG	17	Yasmina Azzizi	5896	Hep 2000
CMR	17q	Agnès Tchuinté	55.36	1980	AUS	11	Helen Frith	4557	Pen 1964
	17q	Agnès Tchuinté	55.94	1984	<b>1</b>	<b>Glynis Nunn</b>	<b>6390</b>	<b>Hep 1984</b>	
COL	17q	Zuleima Araméndiz	59.94	2004	AUT	2	Liesel Prokop	4966	Pen 1968
<b>CUB</b>	<b>1</b>	<b>María Colón</b>	<b>68.40</b>	<b>1980</b>	24	Ivona Dadic	5935	Hep 2012	
	<b>1</b>	<b>Osleidys Menéndez</b>	<b>71.53</b>	<b>2004</b>	BEL	30	Roswitha Emonts-Gast	3654	Pen 1968
CYP	45q	Alexándra Nasta-Tsiou	53.24	2008	20	Jacqueline Hauteneuve	5734	Hep 1988	
<b>CZE</b>	<b>1</b>	<b>Barbora Špotáková</b>	<b>71.42</b>	<b>2008</b>	BLR	2	Natalya Sazanovich	6563	Hep 1996
	<b>1</b>	<b>Barbora Špotáková</b>	<b>69.55</b>	<b>2012</b>	BRA	14	Conceicao Geremias	4263	Pen 1980
DEN	3	Lily Carlstedt	42.08	1948	17	Lucimara da Silva	6076	Hep 2008	
ESP	9	Mercedes Chilla	58.13	2008	BUL	6	Nedyalka Angelova	4496	Pen 1972
EST	26q	Moonika Aava	56.94	2008	5	Svetla Dimitrova	6464	Hep 1992	
<b>FIN</b>	<b>1</b>	<b>Heli Rantanen</b>	<b>67.94</b>	<b>1996</b>	CAN	6	Diane Jones	4582	Pen 1976
FRA	10	Michèle Demys	47.25	1964	5	Jessica Zelinka	6490	Hep 2008	
<b>GBR</b>	<b>1</b>	<b>Tessa Sanderson</b>	<b>69.56</b>	<b>1984</b>	CHN	16	Dong Yuping	6087	Hep 1988
<b>GER</b>	<b>1</b>	<b>Tilly Fleischer</b>	<b>45.18</b>	<b>1936</b>	16	Zhu Yuqing	6123	Hep 1992	
	<b>1</b>	<b>Ruth Fuchs (GDR)</b>	<b>63.88</b>	<b>1972</b>	CMR	17	Cécile Ngambi	3832	Pen 1980
	<b>1</b>	<b>Ruth Fuchs (GDR)</b>	<b>65.94</b>	<b>1976</b>	CRC	32	Jean Robotham	2909	Pen 1968
	<b>1</b>	<b>Petra Felke (GDR)</b>	<b>74.68</b>	<b>1988</b>	CUB	11	Magalys García	6054	Hep 2000
	<b>1</b>	<b>Silke Renk</b>	<b>68.34</b>	<b>1992</b>	CZE	17	Eliška Klucinová	6109	Hep 2012
GRE	2	Miréla Tzelíli	67.51	2000	DEN	9	Nina Hansen	4611	Pen 1964
<b>HUN</b>	<b>1</b>	<b>Angéla Németh</b>	<b>60.36</b>	<b>1968</b>	ECU	dnf	Nancy Vallecilla	-	Pen 1980
IND	32q	Gurmeet Kaur	52.78	2000	ESP	24	Imma Clopes	5602	Hep 1996
ISL	11	Ásdís Hjálmsdóttir	59.08	2012	EST	17	Anu Kaljurand	6095	Hep 1992
ITA	11	Ada Turci	41.20	1952	FIJ	18	Miriama Tuisorisori	3827	Pen 1976
JAM	21q	Olivia McKoy	56.36	2000	dnf	Sainiana Tukana	-	Hep 1988	
JPN	4	Masako Shinpo	39.08	1932	FIN	8	Tiia Hautala	6173	Hep 2000
KGZ	35q	Tatyana Sudarikova	48.33	2000	FRA	9	Florence Picaut	4424	Pen 1980
KOR	15q	Lee Young-Sun	58.66	1996	5	Antoinette Nana Djimou	6576	Hep 2012	
LAT	8	Madara Palameika	60.73	2012	<b>GBR</b>	<b>1</b>	<b>Mary Peters</b>	<b>4801</b>	<b>Pen 1972</b>
LCA	30q	Erma-Gene Evans	56.27	2008	<b>1</b>	<b>Denise Lewis</b>	<b>6584</b>	<b>Hep 2000</b>	
LTU	13q	Rita Ramanauskaitė	59.21	2000	<b>1</b>	<b>Jessica Ennis</b>	<b>6955</b>	<b>Hep 2012</b>	
MEX	7	Maria Uribe	33.66	1932	<b>GER</b>	<b>1</b>	<b>Ingrid Becker (FRG)</b>	<b>5098</b>	<b>Pen 1968</b>
MLT	23q	Jennifer Pace	47.92	1984	<b>1</b>	<b>Sigrun Siegl (GDR)</b>	<b>4745</b>	<b>Pen 1976</b>	
NCA	40q	Dalila Rugama	51.42	2004	2	Sabine John (GDR)	6897	Hep 1988	
NED	5	Jo Teunissen	40.92	1948	GHA	9	Margaret Simpson	6253	Hep 2004
<b>NOR</b>	<b>1</b>	<b>Trine Hattestad</b>	<b>68.91</b>	<b>2000</b>	GRE	15	Aryiró Stratáki	6117	Hep 2004
NZL	17q	Kirsten Smith	59.34	1992	HUN	3	Annamária Tóth	4959	Pen 1968
PAR	34q	Leryn Franco	51.45	2012	6	Rita Ináncsi	6336	Hep 1996	
PER	20q	Patricia Guerrero	45.42	1980	IND	11	Javur Shobha	6172	Hep 2004
POL	3	Maria Kwaśniewska	41.80	1936	IRL	27	Margaret Murphy	3770	Pen 1972
POR	24q	Silvia Cruz	57.06	2008	ITA	21	Magali Vettorazzo	4504	Pen 1968
<b>ROU</b>	<b>1</b>	<b>Mihaela Peneş</b>	<b>60.54</b>	<b>1964</b>	14	Gertrud Bacher	5989	Hep 2000	
RSA	4	Sunette Viljoen	64.53	2012	JAM	15	Andrea Bruce	4198	Pen 1976
RUS	2	Mariya Abakumova	70.78	2008	16	Diane Gresham	6087	Hep 1996	
SAM	32q	Iloai Suaniu	38.08	1996	JPN	18	Miyuki Takahashi	3914	Pen 1964
SEY	29q	Lindy Agricole	56.32	2008	28	Yuki Nakata	4871	Hep 2004	
SLO	7	Martina Ratej	61.62	2012	KAZ	16	Svetlana Kazanina	5898	Hep 2000
SRB	26q	Tatjana Jelaca	57.09	2012	KOR	19	Lee Hak-Ja	3649	Pen 1964
SRI	24q	Vijitha Amarasekera	48.00	1992	24	Ji Jeong-Mi	5157	Hep 1988	

COUNTRY	POSITION	TEAM	MARK	YEAR	COUNTRY	POSITION	TEAM	MARK	YEAR
LAT	8	Laura Ikauniece	6414	Hep 2012	MAS	24	Annastasia Raj	45:47	1996
LIE	20	Manuela Marxer	4913	Hep 1984	MEX	18	Graciela Mendoza	45:13	1996
LTU	2	Austra Skujytė	6435	Hep 2004	MYA	dq	Khin Lwan Ma	-	1992
MAS	dnf	Gladys Chai Ng Mei	-	Pen 1972	NZL	9	Anne Judkins	45:28	1992
MEX	31	Mercedes Román	3604	Pen 1968	POL	7	Katarzyna Radtke	43:05	1996
NED	10	Sylvia Barlag	4333	Pen 1980	POR	13	Susana Feitór	44:24	1996
	7	Tineke Hidding	6147	Hep 1984	ROU	29	Norica Cîmpean	46:19	1996
NGR	14	Modupe Oshikoya	4279	Pen 1972	<b>RUS</b>	<b>1</b>	<b>Yelena Nikolayeva</b>	<b>41:49</b>	<b>1996</b>
	dnf	Naomi Osazuwa	-	Hep 2012	SWE	6	Madelein Svensson	45:17	1992
NOR	16	Oddrun Høkland	4429	Pen 1964	UKR	30	Tatyana Ragozina	46:25	1996
	21	Ida Marcussen	6015	Hep 2008	URS	2	Yelena Nikolayeva (RUS)	44:33	1992
NZL	22	Rebecca Wardell	5989	Hep 2008	USA	14	Michelle Rohl	44:29	1996
PER	24	Edith Noeding	3870	Pen 1972					
PHI	25	Lolita Lagrosas	4131	Pen 1968					
PNG	19	Iammogapi Launa	5146	Hep 1984	<b>20 Kilometres Walk</b>				
POL	12	Małgorzata Guzowska	4326	Pen 1980	ALG	45	Bahia Bousad	1:52:50	2000
	4	Urszula Włodarczyk	6484	Hep 1996	AUS	3	Jane Saville	1:29:25	2004
	4	Urszula Włodarczyk	6470	Hep 2000	AZE	dnf	Aida Isayeva	-	2000
POR	13	Naide Gomes	6151	Hep 2004	BLR	4	Rita Turova	1:29:39	2004
ROU	20	Elena Vintila	4199	Pen 1972	BOL	32	Claudia Balderrama	1:33:28	2012
	4	Liliana Năstase	6619	Hep 1992	BRA	36	Tânia Spindler	1:36:46	2008
RSA	19	Janice Josephs	6074	Hep 2004	BUL	dnf	Nevena Dimitrova	-	2004
RUS	2	Yelena Prokhorova	6531	Hep 2000	CAN	50	Rachel Seaman	1:37:36	2012
SLE	5	Eunice Barber	6342	Hep 1996	<b>CHN</b>	<b>1</b>	<b>Wang Liping</b>	<b>1:29:05</b>	<b>2000</b>
SUI	8	Meta Antenen	4848	Pen 1968	COL	31	Lorena Arenas	1:33:21	2012
	10	Corinne Schneider	6042	Hep 1984	CZE	24	Barbora Dibelková	1:33:37	2004
SWE	dnf	Gunilla Cederström	-	Pen 1968	ECU	35	Johana Ordóñez	1:36:26	2008
	<b>1</b>	<b>Carolina Klüft</b>	<b>6952</b>	<b>Hep 2004</b>	ESA	34	Ivis Martinez	1:38:07	2000
<b>SYR</b>	<b>1</b>	<b>Ghada Shouaa</b>	<b>6780</b>	<b>Hep 1996</b>	ESP	3	Maria Vasco	1:30:23	2000
TCH	11	Marcela Koblasová (CZE)	4328	Pen 1980	FIN	52	Anne Halkivaha	1:38:49	2012
	9	Zuzana Lajbnerová (CZE)	6252	Hep 1988	FRA	22	Nora Leksir	1:35:29	2000
THA	dnf	Wassana Winatho	-	Hep 2008	GBR	21	Jo Jackson	1:31:33	2008
TPE	17	Chi Cheng	4229	Pen 1964	GER	5	Melanie Seeger	1:29:52	2004
	18	Tsai Lee-Chiao	5447	Hep 1984	<b>GRE</b>	<b>1</b>	<b>Athanasia Tsoumeléka</b>	<b>1:29:12</b>	<b>2004</b>
TTO	22	Marsha Mark	5627	Hep 2000	GUA	30	Jamy Franco	1:33:18	2012
TUR	dnf	Anzhela Kinet	-	Hep 2004	HUN	18	Mária Urbanik	1:34:45	2000
<b>UKR</b>	<b>1</b>	<b>Natalya Dobrynska</b>	<b>6733</b>	<b>Hep 2008</b>	IRL	7	Olive Loughnane	1:27:45	2008
<b>URS</b>	<b>1</b>	<b>Irina Press (RUS)</b>	<b>5246</b>	<b>Pen 1964</b>	ITA	3	Elisa Rigauda	1:27:12	2008
	<b>1</b>	<b>Nadezhda Tkachenko (UKR)</b>	<b>5083</b>	<b>Pen 1980</b>	JPN	10	Masumi Fuchise	1:28:41	2012
	2	Irina Belova (RUS)	6845	Hep 1992	KAZ	21	Svetlana Tolstaya	1:35:19	2000
URU	19	Ana Desevici	3628	Pen 1976	KOR	25	Kim Mi-Jung	1:36:09	2000
USA	6	Pat Winslow	4877	Pen 1968	LAT	23	Agnese Pastare	1:31:54	2012
	<b>1</b>	<b>Jackie Joyner-Kersey</b>	<b>7291</b>	<b>Hep 1988</b>	LTU	15	Sonata Milušauskaitė	1:30:26	2008
	<b>1</b>	<b>Jackie Joyner-Kersey</b>	<b>7044</b>	<b>Hep 1992</b>	MAS	15	Yuan Yufang	1:34:19	2000
UZB	26	Yuliya Tarasova	5785	Hep 2008	MEX	5	Guadalupe Sánchez	1:31:33	2000
VEN	25	Lucia Vaamonde	3794	Pen 1972	MRI	51	Yolande Raffin	1:49:28	2004
YUG	5	Draga Stamejčić (SLO)	4790	Pen 1964	NOR	2	Kjersti Plätzer	1:29:33	2000
					NOR	2	Kjersti Plätzer	1:27:07	2008
					POL	20	Sylvia Korzeniowska	1:31:19	2008
					POR	8	Ana Cabecinha	1:27:46	2008
						8	Ana Cabecinha	1:28:03	2012
					ROU	6	Norica Cîmpean	1:31:50	2000
					RSA	47	Nicolene Cronje	1:42:37	2004
					<b>RUS</b>	<b>1</b>	<b>Olga Kaniskina</b>	<b>1:26:31</b>	<b>2008</b>
					<b>1</b>	<b>Yelena Lashmanova</b>	<b>1:25:02</b>	<b>2012</b>	
					STP	52	Fumilay Fonseca	2:04:54	2004
					SUI	39	Marie Polli	1:37:53	2004
					SVK	22	Zuzana Malíková	1:33:17	2004
					TUR	33	Yeliz Ay	1:36:02	2004
					UKR	12	Valentina Savchuk	1:33:22	2000
					USA	17	Michelle Rohl	1:34:26	2000
					VEN	53	Milángela Rosales	1:42:46	2012
					VIE	35	Nguyen Thi Thanh Phuc	1:33:36	2012
					<b>4 x 100 Metres Relay</b>				
					ANT	dq/h1	Antigua	(45.09)	1996
					ARG	3h1	Argentina	48.11	1952
					<b>AUS</b>	<b>1</b>	<b>Australia</b>	<b>44.65</b>	<b>1956</b>
					AUT	6	Austria	49.2	1948
					<b>BAH</b>	<b>1</b>	<b>Bahamas</b>	<b>41.95</b>	<b>2000</b>

COUNTRY	POSITION	NAME	MARK	YEAR	COUNTRY	POSITION	NAME	MARK	YEAR
BEL	2	Belgium	42.54	2008	<b>4 x 400 Metres Relay</b>				
BLR	5	Belarus	42.94	2004	ANT	4h2	Antigua	3:39.32	1984
BRA	4	Brazil	43.14	2008	AUS	4	Australia	3:25.56	1976
BUL	4	Bulgaria	42.67	1980	AUT	6h2	Austria	3:42.19	1972
<b>CAN</b>	<b>1</b>	<b>Canada</b>	<b>48.4</b>	<b>1928</b>	BAR	5h3	Barbados	3:30.83	2000
CHI	3h2	Chile	51.7	1948	BEL	7	Belgium	3:31.60	1980
CHN	8	China	44.87	2000	BLR	4	Belarus	3:21.85	2008
CIV	5h3	Ivory Coast	44.34	2000	BOL	7h2	Bolivia	3:53.65	1992
CMR	7h1	Cameroon	44.97	1992	BRA	4h2	Brazil	3:36.81	1988
	7h4	Cameroon	45.82	2000	BUL	dnf/final	Bulgaria	-	1980
COL	8s2	Colombia	44.37	2000	CAN	2	Canada	3:21.21	1984
CUB	2	Cuba	43.36	1968	CHN	8h2	China	3:30.77	2008
DEN	5	Denmark	48.2	1948	CMR	7h1	Cameroon	3:29.93	2004
FIN	6s2	Finland	43.50	2000	COL	dq/h2	Colombia	-	1988
FRA	3	France	42.54	2004	CUB	6	Cuba	3:25.85	1996
GAM	6h2	Gambia	47.18	1984		6	Cuba	3:23.21	2008
GBR	2	Great Britain & NI	47.6	1936	CZE	7	Czech Republic	3:26.99	1996
	2	Great Britain & NI	44.70	1956		7	Czech Republic	3:29.17	2000
<b>GER</b>	<b>1</b>	<b>FR of Germay (FRG)</b>	<b>42.81</b>	<b>1972</b>		7	Czech Republic	3:27.77	2012
	<b>1</b>	<b>GDR</b>	<b>42.55</b>	<b>1976</b>	ESP	6h2	Spain	3:31.35	1992
	<b>1</b>	<b>GDR</b>	<b>41.60</b>	<b>1980</b>		6h1	Spain	3:32.45	2000
GHA	5s1	Ghana	43.19	2000	FIN	6	Finland	3:25.87	1976
GRE	7s1	Greece	43.53	2000	FRA	4	France	3:27.52	1972
HUN	7	Hungary	45.2	1964	GBR	3	Great Britain & NI	3:27.5	1980
IND	6h3	India	45.20	2000		3	Great Britain & NI	3:24.23	1992
ISV	6h1	US Virgin Islands	46.09	1996	<b>GER</b>	<b>1</b>	<b>GDR</b>	<b>3:22.95</b>	<b>1972</b>
ITA	4	Italy	48.7	1936		<b>1</b>	<b>GDR</b>	<b>3:19.23</b>	<b>1976</b>
<b>JAM</b>	<b>1</b>	<b>Jamaica</b>	<b>41.73</b>	<b>2004</b>	GHA	5h2	Ghana	3:40.38	1984
JPN	5	Japan	48.9	1932	GRE	8	Greece	3:45.70	2004
KOR	7h1	Korea	50.1	1964	HUN	5	Hungary	3:27.9	1980
	7h2	Korea	45.83	1988	IND	7	India	3:32.49	1984
LES	dq/h2	Lesotho	(49.52)	1996		7	India	3:28.51	2004
MAD	8s1	Madagascar	43.98	2000	IRL	6h3	Ireland	3:32.24	2000
MEX	7h1	Mexico	47.09	1968		6h2	Ireland	3:30.55	2012
<b>NED</b>	<b>1</b>	<b>Netherlands</b>	<b>47.6</b>	<b>1948</b>	IITA	6	Italy	3:30.82	1984
NGR	3	Nigeria	42.81	1992	JAM	2	Jamaica	3:23.25	2000
	3	Nigeria	43.04	2008	JPN	8h1	Japan	3:30.52	2008
PAN	4h2	Panama	46.66	1960	KOR	5h2	Korea	3:51.09	1988
PHI	7h2	Philippines	48.8	1964	MEX	4h2	Mexico	3:27.88	2004
<b>POL</b>	<b>1</b>	<b>Poland</b>	<b>43.69</b>	<b>1964</b>	NGR	2	Nigeria	3:21.04	1996
<b>RUS</b>	<b>1</b>	<b>Russia</b>	<b>42.31</b>	<b>2008</b>	POL	5	Poland	3:25.22	2004
SKN	dnf/h3	Saint Kitts and Nevis	-	1996	POR	8	Portugal	3:36.85	1992
SLE	dq/h3	Sierra Leone	(47.10)	1996	ROU	4	Romania	3:27.7	1980
SRI	5h4	Sri Lanka	44.51	2000	RUS	2	Russia	3:20.16	2004
SUI	6h1	Switzerland	43.54	2012		2	Russia	3:18.82	2008
SWE	4h1	Sweden	53.2	1928		2	Russia	3:20.23	2012
	4h2	Sweden	48.06	1952	SEN	4h3	Senegal	3:28.02	2000
THA	4h2	Thailand	45.62	1996	SKN	7h2	Saint Kitts and Nevis	3:35.12	1996
	4h1	Thailand	44.51	2000	SLO	7h3	Slovenia	3:35.00	2000
TPE	6h2	Chinese Taipei	47.24	1968	SUI	5h2	Switzerland	3:31.26	1992
	6h1	Chinese Taipei	46.21	1988	SWE	6h1	Sweden	3:32.62	1972
TTO	7	Trinidad & Tobago	44.23	1984	THA	6h1	Thailand	3:35.48	1992
UGA	6h3	Uganda	46.55	1988	TUR	dq/h2	Turkey	(3:34.71)	2012
UKR	3	Ukraine	42.04	2012	UKR	4	Ukraine	3:23.57	2012
URS	2	USSR (RUS)	42.10	1980	<b>URS</b>	<b>1</b>	<b>USSR (UKR/RUS/UKR/RUS)</b>	<b>3:20.12</b>	<b>1980</b>
	2	Unified Team/EUN (RUS)	42.16	1992		<b>1</b>	<b>USSR (URS)</b>	<b>3:15.18</b>	<b>1988</b>
<b>USA</b>	<b>1</b>	<b>United States</b>	<b>47.0</b>	<b>1932</b>		<b>1</b>	<b>Unified Team (RUS/UKR/RUS/UKR)</b>	<b>3:20.20</b>	<b>1992</b>
	<b>1</b>	<b>United States</b>	<b>46.9</b>	<b>1936</b>	<b>USA</b>	<b>1</b>	<b>United States</b>	<b>3:18.29</b>	<b>1984</b>
	<b>1</b>	<b>United States</b>	<b>46.14</b>	<b>1952</b>		<b>1</b>	<b>United States</b>	<b>3:20.91</b>	<b>1996</b>
	<b>1</b>	<b>United States</b>	<b>44.72</b>	<b>1960</b>		<b>1</b>	<b>United States*</b>	<b>3:22.62</b>	<b>2000</b>
	<b>1</b>	<b>United States</b>	<b>42.88</b>	<b>1968</b>		<b>1</b>	<b>United States*</b>	<b>3:19.01</b>	<b>2004</b>
	<b>1</b>	<b>United States</b>	<b>41.65</b>	<b>1984</b>		<b>1</b>	<b>United States</b>	<b>3:18.54</b>	<b>2008</b>
	<b>1</b>	<b>United States</b>	<b>41.98</b>	<b>1988</b>		<b>1</b>	<b>United States</b>	<b>3:16.87</b>	<b>2012</b>
	<b>1</b>	<b>United States</b>	<b>42.11</b>	<b>1992</b>	UZB	8h3	Uzbekistan	3:43.96	2000
	<b>1</b>	<b>United States</b>	<b>41.95</b>	<b>1996</b>	YUG	7h1	Yugoslavia (SRB)	3:37.99	2000
	<b>1</b>	<b>United States</b>	<b>40.82</b>	<b>2012</b>					
UZB	6h4	Uzbekistan	45.14	2000					
YUG	5h1	Yugoslavia (SRB)	45.02	2000					

\* With the assistance of athletes who committed a doping violation (2000-Marion Jones, 2004-Crystal Cox)

# COUNTRY INDEX

These pages show the names of every medallist in Olympic Games athletics. A total of 211 country headings are shown with performers, though eight more country teams have competed as nations have split and merged across 116 years. A full list of 219 codes is given on page 15. For the sake of completeness there are listed a further 10 IAAF members who have not yet competed at the Games, most of which have not been IOC members. The following data is given for each country with competitors:

## Notes on Contents

### Years Competed

The years in which the country competed in athletics at the Games.

### Placing Tables

Tables showing the country's placings in the first eight: overall, by men and women.

### Medallists

A list of every medallist by the country. Gold medallists are emboldened. Medals for relay reserves were awarded from 1984 (though apparently the Olympic Committee of the USSR gave extra medals to their athletes who ran in the 4x400m heats only in 1980).

### Medallists Disqualified for Doping Violation by IAAF (and IOC)

A list of athletes who won medals, but who were ultimately disqualified by the IAAF for a doping violation. In most cases these athletes have also been stripped of their medals by the IOC, but others have not as at June 10, 2016.

### Best Placings

If there are no medallists, the country's best overall placings are listed. In comparisons across events, we have selected the athlete who finished nearest to first place.

Beside each athlete's name, their relevant performances are listed in event order with the discontinued events last of all.

#### Abbreviations

H = Hurdles  
 Km = Kilometres  
 lb = Pounds  
 m = Metres  
 R = Relay  
 W = Walk  
 XC = Cross Country

#### Event Codes

56lbT = 56-pound Weight Throw  
 BA = Both Arms  
 DT = Discus Throw  
 FS = Freestyle  
 GS = Greek Style  
 HJ = High Jump  
 HT = Hammer Throw  
 JT = Javelin Throw  
 LJ = Long Jump  
 PV = Pole Vault  
 SC = Steeplechase  
 SP = Shot Put  
 StoneT = Stone Throw  
 TJ = Triple Jump  
 MedleyR = Medley Relay

#### Placing Codes

h = heat (first round)  
 Q = Qualifying Round (field event)  
 q = Second Round (track event)s = semi-final

## AFG / Afghanistan

**Years Competed:** 1936-1960-1996-2004-2008

### **Best Placings:**

Men	Abdul Ghafer Ghafoori	4x100mR: 1960-4h4
	Habib Zareef Sayed	4x100mR: 1960-4h4
	Abdul Hadi Shekaib	4x100mR: 1960-4h4
	Ali Ahmed Yusuf Zaid	4x100mR: 1960-4h4
Women	Robina Muqim Yaar	100m: 2004-7h6

## AHO / Netherlands Antilles

**Years Competed:** 1976-1984-1992-1996-2000-2004-2008

### **Placing Table:**

Men	Gold	Silver	Bronze	4th	5th	6th	7th	8th
2008	-	-	-	1	-	-	-	-
<b>Totals</b>	-	-	-	1	-	-	-	-

### **Best Placings:**

Men	Churandy Martina	100m: 2008-4
Women	Evelyn Farrell	100m: 1984-6h4
	Soraima Martha	200m: 1984-6h2

## AIA / Anguilla

No competitors

## ALB / Albania

**Years Competed:** 1992-1996-2000-2004-2008-2012

### **Best Placings:**

Men	Dorian Çollaku	HT: 2008-28Q
Women	Miréla Manjani	JT: 1996-24Q

## ALG / Algeria

**Years Competed:** 1972-1980-1984-1988-1992-1996-2000-2004-2008-2012

### **Placing Tables:**

Overall	Gold	Silver	Bronze	4th	5th	6th	7th	8th
1992	1	-	-	-	-	-	2	1
1996	1	-	-	-	-	-	-	-
2000	1	1	2	-	1	-	-	-
2004	-	-	-	-	-	1	1	-
2008	-	-	-	-	-	-	1	1
2012	1	-	-	-	-	-	-	-
<b>Totals</b>	<b>4</b>	<b>1</b>	<b>2</b>	-	<b>1</b>	<b>1</b>	<b>4</b>	<b>2</b>

Men	Gold	Silver	Bronze	4th	5th	6th	7th	8th
1992	-	-	-	-	-	-	2	1
1996	1	-	-	-	-	-	-	-
2000	-	1	2	-	-	-	-	-
2004	-	-	-	-	-	-	1	-
2008	-	-	-	-	-	-	1	1
2012	1	-	-	-	-	-	-	-
<b>Totals</b>	<b>2</b>	<b>1</b>	<b>2</b>	-	-	-	<b>4</b>	<b>2</b>

Women	Gold	Silver	Bronze	4th	5th	6th	7th	8th
1992	1	-	-	-	-	-	-	-
2000	1	-	-	-	1	-	-	-
2004	-	-	-	-	-	1	-	-
<b>Totals</b>	<b>2</b>	<b>-</b>	<b>-</b>	<b>-</b>	<b>1</b>	<b>1</b>	<b>-</b>	<b>-</b>

**Medallists:**

Men	Abderahmane Hammad	HJ: 2000-3
	<b>Taoufik Makhloufi</b>	<b>1500m: 2012-1</b>
	<b>Noureddine Morceli</b>	<b>1500m: 1996-1</b>
	Djabir Saïd-Guerni	800m: 2000-3
	Ali Saïdi-Sief	5000m: 2000-2
Women	<b>Hassiba Boulmerka</b>	<b>1500m: 1992-1</b>
	<b>Nouria Mérah-Benida</b>	<b>1500m: 2000-1</b>

**AND / Andorra**

**Years Competed:** 1988-1992-1996-2000-2004-2008-2012

**Best Placings:**

Men	Toni Bernadó	Mar: 2000-49
Women	Magui Moreno	HJ: 1992-41Q

**ANG / Angola**

**Years Competed:** 1980-1988-1992-1996-2000-2004-2008-2012

**Best Placings:**

Men	João N'Tyamba	Mar: 2000-17
Women	Felismina Cavela	800m: 2012-5h4

**ANT / Antigua & Barbuda**

**Years Competed:** 1976-1984-1988-1992-1996-2000-2004-2008-2012

*Competed as LAN / Lesser Antilles in 1976*

**Best Placings:**

Men	Brendan Christian	200m: 2008-5s2, 2012-5s3
Women	Jocelyn Joseph	200m: 1988-7q3
	Heather Samuel	100m: 1996-7q1

**ARG / Argentina**

**Years Competed:** 1924-1928-1932-1936-1948-1952-1956-1960-1964-1968-1972-1976-1984-1988-1992-1996-2000-2004-2008-2012

**Placing Tables:**

Overall	Gold	Silver	Bronze	4th	5th	6th	7th	8th
1924	-	1	-	-	-	-	-	-
1928	-	-	-	-	-	-	1	-
1932	1	-	-	-	1	1	1	-
1936	-	-	-	1	-	1	1	-
1948	1	1	-	2	1	-	-	1
1952	-	1	-	-	-	2	1	-
1956	-	-	-	-	-	1	-	-
2012	-	-	-	-	-	1	-	-
<b>Totals</b>	<b>2</b>	<b>3</b>	<b>-</b>	<b>3</b>	<b>2</b>	<b>6</b>	<b>4</b>	<b>1</b>

Men	Gold	Silver	Bronze	4th	5th	6th	7th	8th
1924	-	1	-	-	-	-	-	-
1928	-	-	-	-	-	-	1	-

1932	1	-	-	-	1	1	1	-
1936	-	-	-	1	-	1	1	-
1948	1	-	-	2	1	-	-	-
1952	-	1	-	-	-	2	-	-
2012	-	-	-	-	-	1	-	-
<b>Totals</b>	<b>2</b>	<b>2</b>	<b>-</b>	<b>3</b>	<b>2</b>	<b>5</b>	<b>3</b>	<b>-</b>

Women	Gold	Silver	Bronze	4th	5th	6th	7th	8th
1948	-	1	-	-	-	-	-	1
1952	-	-	-	-	-	-	1	-
1956	-	-	-	-	-	1	-	-
<b>Totals</b>	<b>-</b>	<b>1</b>	<b>-</b>	<b>-</b>	<b>-</b>	<b>1</b>	<b>1</b>	<b>1</b>

**Medallists:**

Men	Luis Brunetto	TJ: 1924-2
	<b>Delfo Cabrera</b>	<b>Mar: 1948-1</b>
	Reinaldo Gorno	Mar: 1952-2
	<b>Juan Carlos Zabala</b>	<b>Mar: 1932-1</b>
Women	Noëmi Simonetti	LJ: 1948-2

**ARM / Armenia**

**Years Competed:** 1996-2000-2004-2008-2012

**Placing Tables:**

Men	Gold	Silver	Bronze	4th	5th	6th	7th	8th
1996	-	-	-	-	1	-	-	-
<b>Totals</b>	<b>-</b>	<b>-</b>	<b>-</b>	<b>-</b>	<b>1</b>	<b>-</b>	<b>-</b>	<b>-</b>

**Best Placings:**

Men	Armen Martirosyan	TJ: 1996-5
Women	Kristine Harutyunyan	JT: 2012-38Q

**ARU / Aruba**

**Years Competed:** 1988-1992-1996-2000-2004

**Best Placings:**

Men	Pierre de Windt	100m: 2004-6h4
Women	Evelyn Farrell	100m: 1988-8h7; 200m: 1988-8h4
	Luz Geerman	100m: 2000-8h3
	Lia Melis	Mar: 1988-56

**ASA / American Samoa**

**Years Competed:** 1988-1996-2000-2004-2008-2012

**Best Placings:**

Men	Anthony Leiato	SP: 1996-34Q
Women	Lisa Misipeka	HT: 2000-14Q

**AUS / Australia**

**Years Competed:** All

*Competed together with New Zealand as Australasia in 1908 and 1912. All of Australasia's top eight placings in 1908 were by New Zealand athletes so these are listed under NZL*

**Placing Tables:**

Overall	Gold	Silver	Bronze	4th	5th	6th	7th	8th
1896	2	-	-	-	-	-	-	-
1900	0.2	-	3	-	-	-	-	-

1906	-	-	2	1	-	2	-	-
1920	-	1	-	-	-	-	-	-
1924	1	-	-	-	-	-	-	-
1932	-	-	-	-	-	1	-	-
1936	-	-	1	-	1=	-	-	1
1948	1	3	2	1	2	1	2	-
1952	3	-	1	2	2	3	-	1
1956	4	2	6	1	2	4	2+1=	2
1960	1	2	1	-	1	1+1=	-	-
1964	1	1	4	2	1	2	1	1
1968	2	3	1	2	2	4	1	1
1972	-	2	-	1	-	3	-	1
1976	-	-	-	2	1	1	1	1
1980	-	1	-	-	1	1=	1	2
1984	1	1	1	2	2	3	2	1
1988	1	1	-	1	2	2	2	2
1992	-	-	1+1=	-	-	1	1	2
1996	-	2	-	1	2	-	5	1
2000	1	2	-	-	3+2=	3	2	2
2004	-	1	2	1	1	2	-	1
2008	1	2	1	-	-	4	-	-
2012*	2	1	-	-	-	1	1	1
<b>Totals*</b>	<b>21.2</b>	<b>25</b>	<b>26+1=</b>	<b>17</b>	<b>22+3=</b>	<b>38+2=</b>	<b>21+1=</b>	<b>20</b>

Men	Gold	Silver	Bronze	4th	5th	6th	7th	8th
1896	2	-	-	-	-	-	-	-
1900	0.2	-	3	-	-	-	-	-
1906	-	-	2	1	-	2	-	-
1920	-	1	-	-	-	-	-	-
1924	1	-	-	-	-	-	-	-
1932	-	-	-	-	-	1	-	-
1936	-	-	1	-	-	-	-	1
1948	1	2	-	-	2	1	1	-
1952	-	-	-	-	1	3	-	-
1956	-	2	3	-	2	2	2+1=	1
1960	1	1	1	-	1	-	-	-
1964	-	-	1	2	1	-	1	1
1968	1	1	-	1	1	3	1	1
1976	-	-	-	-	-	1	-	1
1980	-	1	-	-	1	-	-	2
1984	-	1	-	2	1	-	-	-
1988	-	-	-	1	1	2	-	1
1992	-	-	1=	-	-	-	-	1
1996	-	-	-	1	1	-	3	-
2000	-	1	-	-	2=	2	1	1
2004	-	1	1	-	-	2	-	1
2008	1	1	1	-	-	4	-	-
2012*	1	1	-	-	-	1	1	1
<b>Totals*</b>	<b>8.2</b>	<b>13</b>	<b>13+1=</b>	<b>8</b>	<b>12+2=</b>	<b>24</b>	<b>10+1=</b>	<b>12</b>

Women	Gold	Silver	Bronze	4th	5th	6th	7th	8th
1936	-	-	-	-	1=	-	-	-
1948	-	1	2	1	-	-	1	-
1952	3	-	1	2	1	-	-	1
1956	4	-	3	1	-	2	-	1
1960	-	1	-	-	-	1+1=	-	-
1964	1	1	3	-	-	2	-	-
1968	1	2	1	1	1	1	-	-
1972	-	2	-	1	-	3	-	1
1976	-	-	-	2	1	-	1	-
1980	-	-	-	-	-	1=	1	-
1984	1	-	1	-	1	3	2	1
1988	1	1	-	-	1	-	2	1
1992	-	-	1	-	-	1	1	1
1996	-	2	-	-	1	-	2	1
2000	1	1	-	-	3	1	1	1
2004	-	-	1	1	1	-	-	-
2008	-	1	-	-	-	-	-	-
2012	1	-	-	-	-	-	-	-
<b>Totals</b>	<b>13</b>	<b>12</b>	<b>13</b>	<b>9</b>	<b>10+1=</b>	<b>14+2=</b>	<b>11</b>	<b>8</b>

**Medallists:**

<b>Men</b>	George Avery	TJ: 1948-2
	Nigel Barker	100m: 1906-3; 400m: 1906-3
	Theo Bruce	LJ: 1948-2
	Ron Clarke	10,000m: 1964-3
	Nathan Deakes	20kmW: 2004-3
	<b>Ralph Doubell</b>	<b>800m: 1968-1</b>
	Pat Dwyer	4x400mR: 2004-2
	<b>Herb Elliott</b>	<b>1500m: 1960-1</b>
	<b>Edwin Flack</b>	<b>800m: 1896-1; 1500m: 1896-1</b>
	Tim Forsyth	HJ: 1992-3=
	Noel Freeman	20kmW: 1960-2
	Graham Gipson	4x400mR: 1956-2
	Kevan Gosper	4x400mR: 1956-2
	Leon Gregory	4x400mR: 1956-2
	Clinton Hill	4x400mR: 2004-2
	Hector Hogan	100m: 1956-3
	Gary Honey	LJ: 1984-2
	<b>Steve Hooker</b>	<b>PV: 2008-1</b>
	John Landy	1500m: 1956-3
	Allan Lawrence	10,000m: 1956-3
	David Lean	4x400mR: 1956-2
	Jack Metcalfe	TJ: 1936-3
	Rick Mitchell	400m: 1980-2
	Peter Norman	200m: 1968-2
	Mark Ormrod	4x400mR: 2004-2
	George Parker	3000m: 1920-2
	Chilla Porter	HJ: 1956-2
	Dave Power	10,000m: 1960-3
	<b>Stan Rowley</b>	<b>60m: 1900-3; 100m: 1900-3; 200m: 1900-3;</b>
		<b>5000mTeam: 1900-1</b>
	John Steffensen	4x400mR: 2004-2
	<b>Jared Tallent</b>	<b>20kmW: 2008-3; 50kmW: 2008-2, 2012-1*</b>
	Jai Taurima	LJ: 2000-2
	Mitchell Watt	LJ: 2012-2
	<b>Jack Winter</b>	<b>HJ: 1948-1</b>
	<b>Nick Winter</b>	<b>TJ: 1924-1</b>
<b>Women</b>	Judy Amoore	400m: 1964-3
	Norma Austin	80mH: 1956-3
	Marilyn Black	200m: 1964-3
	Raelene Boyle	100m: 1972-2; 200m: 1968-2, 1972-2
	Michele Brown	HJ: 1964-2
	<b>Maureen Caird</b>	<b>80mH: 1968-1</b>
	Daniela Costian	DT: 1992-3
	<b>Norma Croker</b>	<b>4x100mR: 1956-1</b>
	<b>Betty Cuthbert</b>	<b>100m: 1956-1; 200m: 1956-1; 400m: 1964-1; 4x100mR: 1956-1</b>
	<b>Debbie Flintoff-King</b>	<b>400mH: 1988-1</b>
	<b>Cathy Freeman</b>	<b>400m: 1996-2, 2000-1</b>
	Tatiana Grigorieva	PV: 2000-2
	<b>Marjorie Jackson</b>	<b>100m: 1952-1; 200m: 1952-1</b>
	Brenda Jones	800m: 1960-2
	Pam Kilborn	80mH: 1964-3, 1968-2
	Joyce King	4x100mR: 1948-2
	Jenny Lamy	200m: 1968-3
	Gael Martin	SP: 1984-3
	Lisa Martin	Mar: 1988-2
	June Maston	4x100mR: 1948-2
	Marlene Mathews	100m: 1956-3; 200m: 1956-3
	Betty McKinnon	4x100mR: 1948-2
	Louise McPaul	JT: 1996-2
	<b>Fleur Mellor</b>	<b>4x100mR: 1956-1</b>
	<b>Glynis Nunn</b>	<b>Hep: 1984-1</b>



Sally Pearson 100mH: 2008-2, 2012-1  
 Jane Saville 20kmW: 2004-3  
**Shirley Strickland** 100m: 1948-3, 1952-3;  
**80mH: 1948-3, 1952-1,**  
**1956-1; 4x100mR: 1948-2,**  
**1956-1**

\* *Jared Tallent's upgrade from silver to 2012 50kmW gold, following the doping disqualification of Sergey Kiryapkin RUS, is not publicly confirmed by the IOC as at June 10, 2016. The actual Olympic medal tallies for Australia are therefore: Overall – 20.2 gold, 26 silver, 26 bronze plus one shared; Men – 7.2 gold, 14 silver, 13 bronze plus one shared*

#### AUT / Austria

**Years Completed:** 1900-1906-1908-1912-1924-1928-1932-1936-1948-1952-1956-1960-1964-1968-1972-1976-1980-1984-1988-1992-1996-2000-2004-2008-2012

#### Placing Tables:

Overall	Gold	Silver	Bronze	4th	5th	6th	7th	8th
1900	-	-	-	-	1	1	-	-
1912	-	-	-	-	1	-	-	-
1928	-	-	-	-	-	1	1	-
1936	-	-	-	1	-	2=	-	1=
1948	1	-	1	-	2	2	1	1
1952	-	-	-	-	1	1	-	-
1956	-	-	-	-	-	-	1	-
1968	-	1	1	-	-	-	-	1
1972	-	-	1	-	-	1	-	-
1980	-	-	-	1	1	1	-	-
1992	-	-	-	-	1	1	1	-
1996	-	-	1	-	-	-	-	-
2000	-	1	-	-	-	-	-	1
2012	-	-	-	-	-	-	1	-
<b>Totals</b>	<b>1</b>	<b>2</b>	<b>4</b>	<b>2</b>	<b>7</b>	<b>8+2=</b>	<b>5</b>	<b>3+1=</b>

Men	Gold	Silver	Bronze	4th	5th	6th	7th	8th
1900	-	-	-	-	1	1	-	-
1912	-	-	-	-	1	-	-	-
1928	-	-	-	-	-	-	1	-
1936	-	-	-	-	-	2=	-	-
1948	-	-	-	-	-	-	-	1
1980	-	-	-	1	1	1	-	-
1992	-	-	-	-	-	1	1	-
2000	-	-	-	-	-	-	-	1
<b>Totals</b>	<b>-</b>	<b>-</b>	<b>-</b>	<b>1</b>	<b>3</b>	<b>3+2=</b>	<b>2</b>	<b>2</b>

Women	Gold	Silver	Bronze	4th	5th	6th	7th	8th
1928	-	-	-	-	-	1	-	-
1936	-	-	-	1	-	-	-	1=
1948	1	-	1	-	2	2	1	-
1952	-	-	-	-	1	1	-	-
1956	-	-	-	-	-	-	1	-
1968	-	1	1	-	-	-	-	1
1972	-	-	1	-	-	1	-	-
1992	-	-	-	-	1	-	-	-
1996	-	-	1	-	-	-	-	-
2000	-	1	-	-	-	-	-	-
2012	-	-	-	-	-	-	1	-
<b>Totals</b>	<b>1</b>	<b>2</b>	<b>4</b>	<b>1</b>	<b>4</b>	<b>5</b>	<b>3</b>	<b>1+1=</b>

#### Medallists:

Men No medals; best placing:  
 Georg Werthner Dec: 1980-4  
 Women **Herma Bauma** **JT: 1948-1**  
 Stephanie Graf 800m: 2000-2  
 Ilona Gusenbauer HJ: 1972-3  
 Eva Janko JT: 1968-3

Theresia Kiesl 1500m: 1996-3  
 Liesel Prokop Pen: 1968-2  
 Inga Schäffer SP: 1948-3

#### AZE / Azerbaijan

**Years Completed:** 1996-2000-2004-2008-2012

#### Best Placings:

Men Hayle Ibrahimov 5000m: 2012-9  
 Women Marina Lapina HT: 2004-46Q

*See also USSR for Azeri medallists of the Soviet era*

#### BAH / Bahamas

**Years Completed:** 1956-1960-1964-1968-1972-1976-1984-1988-1992-1996-2000-2004-2008-2012

#### Placing Tables:

Overall	Gold	Silver	Bronze	4th	5th	6th	7th	8th
1964	-	-	-	-	-	-	-	1
1984	-	-	-	-	-	2	-	1
1992	-	-	1	-	-	-	1	-
1996	-	1	-	2	-	1	1	-
2000	2	-	1	1	1	2	1	-
2004	1	-	1	1	-	2	2	-
2008	-	1	1	1	-	-	2	-
2012	1	-	-	1	1	-	1	-
<b>Totals</b>	<b>4</b>	<b>2</b>	<b>4</b>	<b>6</b>	<b>2</b>	<b>7</b>	<b>8</b>	<b>2</b>

Men	Gold	Silver	Bronze	4th	5th	6th	7th	8th
1964	-	-	-	-	-	-	-	1
1984	-	-	-	-	-	1	-	-
1992	-	-	1	-	-	-	1	-
1996	-	-	-	-	-	-	1	-
2000	-	-	1	-	-	-	-	-
2004	-	-	-	-	-	1	-	-
2008	-	1	1	1	-	-	-	-
2012	1	-	-	1	1	-	1	-
<b>Totals</b>	<b>1</b>	<b>1</b>	<b>3</b>	<b>2</b>	<b>1</b>	<b>2</b>	<b>3</b>	<b>1</b>

Women	Gold	Silver	Bronze	4th	5th	6th	7th	8th
1984	-	-	-	-	-	1	-	1
1996	-	1	-	2	-	1	-	-
2000	2	-	-	1	1	2	1	-
2004	1	-	1	1	-	1	2	-
2008	-	-	-	-	-	-	2	-
<b>Totals</b>	<b>3</b>	<b>1</b>	<b>1</b>	<b>4</b>	<b>1</b>	<b>5</b>	<b>5</b>	<b>1</b>

#### Medallists:

Men Andretti Bain 4x400mR: 2008-2  
**Chris Brown** **4x400mR: 2000-3, 2008-2, 2012-1**  
**Michael Mathieu** **4x400mR: 2008-2, 2012-1**  
 Troy McIntosh 4x400mR: 2000-3  
**Ramon Miller** **4x400mR: 2008-2 (ran ht), 2012-1**  
 Avard Moncur 4x400mR: 2000-3, 2008-2 (ran ht)  
 Timothy Munnings 4x400mR: 2000-3 (ran ht)  
 Carl Oliver 4x400mR: 2000-3  
**Demetrius Pinder** **4x400mR: 2012-1**  
 Frank Rutherford TJ: 1992-3  
 Leevan Sands TJ: 2008-3  
 André Williams 4x400mR: 2008-2

Women	<b>Eldece Clarke</b>	<b>4x100mR: 1996-2, 2000-1</b> (ran ht & sf)
	<b>Pauline Davis-Thompson</b>	<b>200m: 2000-1; 4x100mR: 1996-2, 2000-1</b>
	Debbie Ferguson	200m: 2004-3; 4x100mR: 1996-2 (ran ht), 2000-1
	<b>Savatheda Fynes</b>	<b>4x100mR: 1996-2, 2000-1</b>
	<b>Chandra Sturrup</b>	<b>4x100mR: 1996-2, 2000-1</b>
	<b>Tonique Darling</b>	<b>400m: 2004-1</b>

**BAN / Bangladesh**

**Years Competed:** 1984-1988-1992-1996-2000-2004-2008-2012

**Best Placings:**

Men	Golam Ambia	4x100mR: 1992-5h4
	Shahanuddin Chowdhury	4x100mR: 1992-5h4
	Mehdi Hasan	4x100mR: 1992-5h4
	Mohamed Shah Jalal	100m: 1988-5h8; 4x100mR: 1992-5h4
	Mohan Khan	100m: 2012-5h1
	Hossain Milzer	400m: 1988-5h3
Women	Nilufar Yasmin	LJ: 1996-36Q

**BAR / Barbados**

**Years Competed:** 1968-1972-1976-1984-1988-1992-1996-2000-2004-2008-2012

*Competed as part of BWI / British West Indies in 1960*

**Placing Tables:**

Men	Gold	Silver	Bronze	4th	5th	6th	7th	8th
1984	-	-	-	-	-	1	-	-
1996	-	-	-	1	-	-	-	-
2000	-	-	1	1	-	-	-	-
2004	-	-	-	-	-	-	1	-
2012	-	-	-	-	1	-	-	-
<b>Totals</b>	-	-	<b>1</b>	<b>2</b>	<b>1</b>	<b>1</b>	<b>1</b>	-

**Medallist:**

Men	Obadele Thompson	100m: 2000-3
Women	No medals; best placing:	
	Andrea Blackett	400mH: 2000-7s2

**BDI / Burundi**

**Years Competed:** 1996-2000-2004-2008-2012

**Placing Tables:**

Overall	Gold	Silver	Bronze	4th	5th	6th	7th	8th
1996	1	-	-	1	-	-	-	-
2012	-	-	-	-	-	1	-	-
<b>Totals</b>	<b>1</b>	-	-	<b>1</b>	-	<b>1</b>	-	-

Men	Gold	Silver	Bronze	4th	5th	6th	7th	8th
1996	1	-	-	1	-	-	-	-
<b>Totals</b>	<b>1</b>	-	-	<b>1</b>	-	-	-	-

Women	Gold	Silver	Bronze	4th	5th	6th	7th	8th
2012	-	-	-	-	-	1	-	-
<b>Totals</b>	-	-	-	-	-	<b>1</b>	-	-

**Medallist:**

Men	<b>Vénuste Niyongabo</b>	<b>5000m: 1996-1</b>
Women	No medals; best placing:	
	Francine Niyonsaba	800m: 2012-6

**BEL / Belgium**

**Years Competed:** 1906-1908-1912-1920-1924-1928-1936-1948-1952-1956-1960-1964-1968-1972-1976-1980-1984-1988-1992-1996-2000-2004-2008-2012

**Placing Tables:**

Overall	Gold	Silver	Bronze	4th	5th	6th	7th	8th
1906	-	1=	-	1	-	-	-	-
1908	-	-	-	-	-	-	-	1=
1920	-	-	-	1	-	2	2	1
1924	-	-	-	-	-	-	1	-
1948	1	-	1	-	-	-	-	-
1956	-	-	-	-	-	-	1	-
1960	-	1	-	1	-	-	-	-
1964	1	-	-	-	-	-	1	2
1968	-	-	-	-	-	-	1	-
1972	-	2	-	-	1	2	-	-
1976	-	2	1	1	-	1	1	-
1980	-	-	-	-	1	-	1	-
1984	-	-	-	-	-	-	1	-
1988	-	-	-	-	1	-	-	-
1996	-	-	-	-	-	-	1	-
2004	-	-	-	-	-	2	-	-
2008	1	1	-	-	1	-	-	-
2012	-	-	-	1	2	2	-	-
<b>Totals</b>	<b>3</b>	<b>6+1=</b>	<b>2</b>	<b>5</b>	<b>6</b>	<b>9</b>	<b>10</b>	<b>3+1=</b>

Men	Gold	Silver	Bronze	4th	5th	6th	7th	8th
1906	-	1=	-	1	-	-	-	-
1908	-	-	-	-	-	-	-	1=
1920	-	-	-	1	-	2	2	1
1924	-	-	-	-	-	-	1	-
1948	1	-	1	-	-	-	-	-
1956	-	-	-	-	-	-	1	-
1960	-	1	-	1	-	-	-	-
1964	1	-	-	-	-	-	1	2
1968	-	-	-	-	-	-	1	-
1972	-	2	-	-	1	2	-	-
1976	-	2	1	1	-	1	1	-
1980	-	-	-	-	1	-	-	-
1984	-	-	-	-	-	-	1	-
1988	-	-	-	-	1	-	-	-
1996	-	-	-	-	-	-	1	-
2008	-	-	-	-	1	-	-	-
2012	-	-	-	1	1	2	-	-
<b>Totals</b>	<b>2</b>	<b>5+1=</b>	<b>2</b>	<b>5</b>	<b>5</b>	<b>7</b>	<b>9</b>	<b>3+1=</b>

Women	Gold	Silver	Bronze	4th	5th	6th	7th	8th
1980	-	-	-	-	-	-	1	-
2004	-	-	-	-	-	2	-	-
2008	1	1	-	-	-	-	-	-
2012	-	-	-	-	1	-	-	-
<b>Totals</b>	<b>1</b>	<b>1</b>	-	-	<b>1</b>	<b>2</b>	<b>1</b>	-

**Medallists:**

Men	Léon Dupont	StandingHJ: 1906-2=
	Étienne Gailly	Mar: 1948-3
	Karel Lismont	Mar: 1972-2, 1976-3
	Roger Moens	800m: 1960-2
	Emiel Puttemans	10,000m: 1972-2
	<b>Gaston Reiff</b>	<b>5000m: 1948-1</b>
	<b>Gaston Roelants</b>	<b>3000mSC: 1964-1</b>

	Ivo Van Damme	800m: 1976-2; 1500m: 1976-2
Women	Olivia Borlée	4x100mR: 2008-2
	Kim Gevaert	4x100mR: 2008-2
	<b>Tia Hellebaut</b>	<b>HJ: 2008-1</b>
	Hanna Marien	4x100mR: 2008-2
	Élodie Ouédraogo	4x100mR: 2008-2

**BEN / Benin**

**Years Competed:** 1972-1980-1988-1992-1996-2000-2004-2008-2012

*Competed as DAH / Dahomey in 1972*

**Best Placings:**

Men	Inoussa Dangou	JT: 1980-17Q
Women	Fabienne Féraez	200m: 2004-5q3

**BER / Bermuda**

**Years Competed:** 1948-1952-1968-1976-1984-1988-1992-1996-2000-2004-2008-2012

**Placing Tables:**

Men	Gold	Silver	Bronze	4th	5th	6th	7th	8th
1988	-	-	-	-	1	-	-	-
1992	-	-	-	-	1	-	-	-
1996	-	-	-	-	-	1	-	-
<b>Totals</b>	-	-	-	-	<b>2</b>	<b>1</b>	-	-

**Best Placings:**

Men	Nick Saunders	HJ: 1988-5
	Brian Wellman	TJ: 1992-5
Women	Arantxa King	LJ: 2012-12Q

**BHU / Bhutan**

No competitors

**BIH / Bosnia & Herzegovina**

**Years Competed:** 1992-1996-2000-2004-2008-2012

**Best Placings:**

Men	Elvir Rahimić	HJ: 2000-14=Q
Women	Kada Delić	10kmW: 1992-38, 1996-38

**BIZ / Belize**

**Years Competed:** 1968-1976-1984-1988-1992-1996-2000-2004-2008-2012

*Competed as BHO / British Honduras in 1968 & 1976*

**Best Placings:**

Men	Kenneth Medwood	400mH: 2012-5s2
Women	Althea Gilharry	TJ: 1996-26Q

**BLR / Belarus**

**Years Competed:** 1996-2000-2004-2008-2012

**Placing Tables:**

Overall	Gold	Silver	Bronze	4th	5th	6th	7th	8th
1996	-	2	2	-	2	2	3	2
2000	2	-	3	2	-	1	1	-
2004*	1	-	2	4	2	1	-	1
2008	1	3	2	3	-	1	-	1
2012	-	-	-	-	-	-	2	1
<b>Totals*</b>	<b>4</b>	<b>5</b>	<b>9</b>	<b>9</b>	<b>4</b>	<b>5</b>	<b>6</b>	<b>5</b>

Men	Gold	Silver	Bronze	4th	5th	6th	7th	8th
1996	-	1	1	-	2	1	2	1
2000	-	-	1	2	-	-	1	-
2004*	-	-	1	2	1	-	-	1
2008	-	2	1	1	-	-	-	1
2012	-	-	-	-	-	-	-	1
<b>Totals*</b>	-	<b>3</b>	<b>4</b>	<b>5</b>	<b>3</b>	<b>1</b>	<b>3</b>	<b>4</b>

Women	Gold	Silver	Bronze	4th	5th	6th	7th	8th
1996	-	1	1	-	-	1	1	1
2000	2	-	2	-	-	1	-	-
2004*	1	-	1	2	1	1	-	-
2008	1	1	1	2	-	1	-	-
2012	-	-	-	-	-	-	2	-
<b>Totals*</b>	<b>4</b>	<b>2</b>	<b>5</b>	<b>4</b>	<b>1</b>	<b>4</b>	<b>3</b>	<b>1</b>

**Medallists:**

Men	Igor Astapkovich	HT: 2000-3
	Vadim Devyatovskiy	HT: 2004-3*, 2008-2
	Vladimir Dubrovshchik	DT: 1996-2
	Vasiliy Kaptyukh	DT: 1996-3
	Andrey Kravchenko	Dec: 2008-2
	Ivan Tikhon	HT: 2008-3
Women	<b>Yanina Korolchik</b>	<b>SP: 2000-1</b>
	<b>Oksana Menkova</b>	<b>HT: 2008-1</b>
	Natallia Mikhnevich	SP: 2008-2
	<b>Yuliya Nesterenko</b>	<b>100m: 2004-1</b>
	Nadezhda Ostapchuk	SP: 2004-3, 2008-3*
	Natalya Sazanovich	Hep: 1996-2, 2000-3
	Irina Yatchenko	DT: 2000-3
	<b>Ellina Zvereva</b>	<b>DT: 1996-3, 2000-1</b>

\* *Vadim Devyatovskiy's & Nadezhda Ostapchuk's upgrades from fourth to 2004 HT & SP bronzes, following the doping disqualifications respectively of Ivan Tikhon BLR and Svetlana Krivelyova RUS, are not publicly confirmed by the IOC as at June 10, 2016. The actual Olympic medal tallies for Belarus are therefore: Overall – 4 gold, 5 silver, 7 bronze; Men – 3 silver, 3 bronze; Women – 4 gold, 2 silver, 4 bronze*

**Medallists Disqualified for Doping Violation by IAAF & IOC:**

Men	Andrei Mikhnevich	SP: 2008-3
	Ivan Tikhon	HT: 2004-2
Women	Nadezhda Ostapchuk	SP: 2012-1

**BOL / Bolivia**

**Years Competed:** 1972-1976-1984-1988-1992-1996-2000-2004-2008-2012

**Best Placings:**

Men	Lionel Caero	LJ: 1972-34Q
Women	Sandra Antelo	4x400mR: 1992-7h2
	Gloria Burgos	4x400mR: 1992-7h2
	More Galetovic	4x400mR: 1992-7h2
	Jacqueline Soliz	400m: 1992-7h4; 4x400mR: 1992-7h2

**BOT / Botswana**

**Years Competed:** 1980-1984-1988-1992-1996-2000-2004-2008-2012

**Placing Tables:**

Overall	Gold	Silver	Bronze	4th	5th	6th	7th	8th
2000	-	-	-	-	-	-	1	-
2004	-	-	-	-	-	-	-	1
2008	-	-	-	-	-	-	-	1
2012	-	1	-	1	-	-	-	-
<b>Totals</b>	<b>-</b>	<b>1</b>	<b>-</b>	<b>1</b>	<b>-</b>	<b>-</b>	<b>1</b>	<b>2</b>

Men	Gold	Silver	Bronze	4th	5th	6th	7th	8th
2000	-	-	-	-	-	-	1	-
2004	-	-	-	-	-	-	-	1
2012	-	1	-	-	-	-	-	-
<b>Totals</b>	<b>-</b>	<b>1</b>	<b>-</b>	<b>-</b>	<b>-</b>	<b>-</b>	<b>1</b>	<b>1</b>

Women	Gold	Silver	Bronze	4th	5th	6th	7th	8th
2008	-	-	-	-	-	-	-	1
2012	-	-	-	1	-	-	-	-
<b>Totals</b>	<b>-</b>	<b>-</b>	<b>-</b>	<b>1</b>	<b>-</b>	<b>-</b>	<b>-</b>	<b>1</b>

**Medallists:**

Men	Nijel Amos	800m: 2012-2
Women	No medals; best placing: Amantle Montsho 400m: 2012-4	

**BRA / Brazil**

**Years Competed:** 1900-1924-1932-1936-1948-1952-1956-1960-1964-1968-1972-1976-1980-1984-1988-1992-1996-2000-2004-2008-2012

**Placing Tables:**

Overall	Gold	Silver	Bronze	4th	5th	6th	7th	8th
1932	-	-	-	-	-	1	-	1
1936	-	-	-	-	1	-	-	-
1948	-	-	-	-	1	-	-	1
1952	1	-	1	1	-	-	1	-
1956	1	-	-	-	-	1	-	-
1964	-	-	-	1	-	-	-	-
1968	-	1	-	-	-	-	-	-
1972	-	-	1	-	-	-	-	-
1976	-	-	1	-	2	-	-	-
1980	-	-	1	1	1	-	-	1
1984	1	-	-	1	-	-	-	1
1988	-	1	1	-	1	1	-	-
1992	-	-	-	3	-	-	-	-
1996	-	-	1	-	-	-	1	1
2000	-	1	-	1	1	1	-	-
2004	-	-	1	-	1	-	1	1
2008	1	-	-	2	-	1	-	-
2012	-	-	-	-	1	-	3	1
<b>Totals</b>	<b>4</b>	<b>3</b>	<b>7</b>	<b>10</b>	<b>9</b>	<b>5</b>	<b>6</b>	<b>7</b>

Men	Gold	Silver	Bronze	4th	5th	6th	7th	8th
1932	-	-	-	-	-	1	-	1
1936	-	-	-	-	1	-	-	-
1948	-	-	-	-	1	-	-	1
1952	1	-	1	1	-	-	1	-
1956	1	-	-	-	-	1	-	-
1968	-	1	-	-	-	-	-	-
1972	-	-	1	-	-	-	-	-
1976	-	-	1	-	2	-	-	-
1980	-	-	1	1	1	-	-	1
1984	1	-	-	1	-	-	-	1
1988	-	1	1	-	1	1	-	-
1992	-	-	-	3	-	-	-	-
1996	-	-	1	-	-	-	1	1
2000	-	1	-	1	1	1	-	-
2004	-	-	1	-	1	-	1	1

2008	-	-	-	1	-	1	-	-
2012	-	-	-	-	1	-	1	1
<b>Totals</b>	<b>3</b>	<b>3</b>	<b>7</b>	<b>8</b>	<b>9</b>	<b>5</b>	<b>4</b>	<b>7</b>

Women	Gold	Silver	Bronze	4th	5th	6th	7th	8th
1964	-	-	-	1	-	-	-	-
2008	1	-	-	1	-	-	-	-
2012	-	-	-	-	-	-	2	-
<b>Totals</b>	<b>1</b>	<b>-</b>	<b>-</b>	<b>2</b>	<b>-</b>	<b>-</b>	<b>2</b>	<b>-</b>

**Best Placings:**

Men	<b>Joaquim Cruz</b>	<b>800m: 1984-1, 1988-2</b>
	Nélson Prudêncio	TJ: 1968-2, 1972-3
	Édson Ribeiro	4x100mR: 1996-3, 2000-2
	<b>Adhemar da Silva</b>	<b>TJ: 1952-1, 1956-1</b>
	André da Silva	4x100mR: 1996-3, 2000-2
	Arnaldo da Silva	4x100mR: 1996-3
	Claudinei da Silva	4x100mR: 2000-2
	José da Conceição	HJ: 1952-3
	Róbson da Silva	200m: 1988-3; 4x100mR: 1996-3
	Cláudio de Souza	4x100mR: 2000-2 (ran ht)
	João Carlos de Oliveira	TJ: 1976-3, 1980-3
	Vanderlei de Lima	Mar: 2004-3
	Vicente de Lima	4x100mR: 2000-2
Women	<b>Maurren Maggi</b>	<b>LJ: 2008-1</b>

**BRN / Bahrain**

**Years Competed:** 1984-1988-1992-1996-2000-2004-2008-2012

**Placing Tables:**

Overall	Gold	2nd	3rd	4th	5th	6th	7th	8th
2008	-	-	-	-	2	-	1	-
2012*	-	1	-	-	-	1	-	-
<b>Totals*</b>	<b>-</b>	<b>1</b>	<b>-</b>	<b>-</b>	<b>2</b>	<b>1</b>	<b>1</b>	<b>-</b>

Men	Gold	Silver	Bronze	4th	5th	6th	7th	8th
2008	-	-	-	-	1	-	1	-
<b>Totals</b>	<b>-</b>	<b>-</b>	<b>-</b>	<b>-</b>	<b>1</b>	<b>-</b>	<b>1</b>	<b>-</b>

Women	Gold	Silver	Bronze	4th	5th	6th	7th	8th
2008	-	-	-	-	1	-	-	-
2012*	-	1	-	-	-	1	-	-
<b>Totals*</b>	<b>-</b>	<b>1</b>	<b>-</b>	<b>-</b>	<b>1</b>	<b>1</b>	<b>-</b>	<b>-</b>

**Medallists:**

Men	No medals; best placing: Yousef Saad Kamel 800m: 2008-5	
Women	Maryam Jamal	1500m: 2012-2*

\* Maryam Jamal's upgrade from bronze to 2012 1500m silver, following the doping disqualification of Aslı Çakır Alptekin TUR, is not publicly confirmed by the IOC as at June 10, 2016. The actual Olympic medal tally for Bahrain is therefore one bronze

**Medallist Disqualified by Doping Violation by IAAF & IOC:**

Men	Rashid Ramzi	1500m: 2008-1
-----	--------------	---------------

**BRU / Brunei**

**Years Competed:** 2000-2004-2012

**Best Placings:**

Men	Haseri Asli	100m: 2000-8h2
	Hafiy Tajuddin Rositi	400m: 2012-8h3
Women	Maziah Mahusin	400m: 2012-6h6

**BUL / Bulgaria**

**Years Competed:** 1924-1936-1952-1960-1964-1968-1972-1976-1980-1988-1992-1996-2000-2004-2008-2012

**Placing Tables:**

Overall	Gold	Silver	Bronze	4th	5th	6th	7th	8th
1964	-	-	-	1	-	1	1	-
1968	-	-	-	-	-	2	-	-
1972	-	2	2	2	-	1	-	1
1976	1	2	1	1	-	2	-	2
1980	-	1	1	1	2	4	4	5
1988	2	1	1	1	1+1=	-	-	3
1992	-	1	1	1	1	2	-	1
1996	1	-	-	-	-	-	1	-
2000	1	-	-	-	-	-	-	-
2004	-	-	-	1	2	-	-	-
<b>Totals</b>	<b>5</b>	<b>7</b>	<b>6</b>	<b>8</b>	<b>6+1=</b>	<b>12</b>	<b>6</b>	<b>12</b>

Men	Gold	Silver	Bronze	4th	5th	6th	7th	8th
1964	-	-	-	-	-	-	1	-
1968	-	-	-	-	-	1	-	-
1976	-	-	-	-	-	1	-	1
1980	-	-	1	-	-	3	2	3
1988	1	-	-	-	-	-	-	2
1996	-	-	-	-	-	-	1	-
<b>Totals</b>	<b>1</b>	<b>-</b>	<b>1</b>	<b>-</b>	<b>-</b>	<b>5</b>	<b>4</b>	<b>6</b>

Women	Gold	Silver	Bronze	4th	5th	6th	7th	8th
1964	-	-	-	1	-	1	-	-
1968	-	-	-	-	-	1	-	-
1972	-	2	2	2	-	1	-	1
1976	1	2	1	1	-	1	-	1
1980	-	1	-	1	2	1	2	2
1988	1	1	1	1	1+1=	-	-	1
1992	-	1	1	1	1	2	-	1
1996	1	-	-	-	-	-	-	-
2000	1	-	-	-	-	-	-	-
2004	-	-	-	1	2	-	-	-
<b>Totals</b>	<b>4</b>	<b>7</b>	<b>5</b>	<b>8</b>	<b>6+1=</b>	<b>7</b>	<b>2</b>	<b>6</b>

**Medallists:**

Men	<b>Khristo Markov</b>	<b>TJ: 1988-1</b>
	Petar Petrov	100m: 1980-3
Women	<b>Yordanka Blagoeva</b>	<b>HJ: 1972-2, 1976-3</b>
	<b>Yordanka Donkova</b>	<b>100mH: 1988-1, 1992-3</b>
	<b>Ivanka Khristova</b>	<b>SP: 1972-3, 1976-1</b>
	Tsvetanka Khristova	DT: 1988-3, 1992-2
	<b>Stefka Kostadinova</b>	<b>HJ: 1988-2, 1996-1</b>
	<b>Tereza Marinova</b>	<b>TJ: 2000-1</b>
	Nikolina Shtereva	800m: 1976-2
	Vasilka Stoeva	DT: 1972-3
	Maria Vergova	DT: 1976-2, 1980-2
	Diana Yorgova	LJ: 1972-2

**BUR / Burkina Faso**

**Years Competed:** 1972-1988-1992-1996-2000-2004-2008-2012

*Competed as VOL / Upper Volta in 1972*

**Best Placings:**

Men	Franck Zio	LJ: 1992-24Q
Women	Aïssata Soulama	400mH: 2008-5s2

**BWI / British West Indies Federation**

**Year Competed:** 1960

*Comprising five Jamaicans, and one each from Barbados and Trinidad*

**Placing Table:**

Men	Gold	Silver	Bronze	4th	5th	6th	7th	8th
1960	-	-	2	-	1	-	-	-
<b>Totals</b>	<b>-</b>	<b>-</b>	<b>2</b>	<b>-</b>	<b>1</b>	<b>-</b>	<b>-</b>	<b>-</b>

**Medallists:**

Men		
JAM	Keith Gardner	4x400mR: 1960-3
JAM	George Kerr	800m: 1960-3; 4x400mR: 1960-3
JAM	Malcolm Spence	4x400mR: 1960-3
BAR	James Wedderburn	4x400mR: 1960-3
Women	No competitors	

**CAF / Central African Republic**

**Years Competed:** 1968-1984-1988-1992-1996-2000-2004-2008-2012

**Best Placings:**

Men	Mickaël Conjunjo	DT: 1992-24Q
Women	Brigitte Nganaye	800m: 1992-6h1

**CAM / Cambodia**

**Years Competed:** 1972-1996-2000-2004-2008-2012

*Competed as KHM / Kampuchea in 1972*

**Best Placings:**

Men	Sin Sitha	HJ: 1972-36=Q
Women	Meas Kheng	200m: 1972-7h3
	Ouk Chanthan	100m: 1996-7h1
	Sou Tit Linda	100m: 2004-7h1, 2008-7h4

**CAN / Canada**

**Years Competed:** 1900-1904-1906-1908-1912-1920-1924-1928-1932-1936-1948-1952-1956-1960-1964-1968-1972-1976-1984-1988-1992-1996-2000-2004-2008-2012

**Placing Tables:**

Overall	Gold	Silver	Bronze	4th	5th	6th	7th	8th
1900	1	-	1	-	1	-	1	-
1904	1	-	-	-	-	3	-	-
1906	1	1	-	-	-	-	1	-
1908	1	1	3+1=	3	1	3	2	-
1912	1	2	1	2+1=	1	-	-	1
1920	1	-	-	1	-	-	-	-
1924	-	-	-	2	1	-	-	1
1928	4	2	2	3	2	-	-	-
1932	1	3	5	1	-	1	-	1
1936	-	1	3	1	4	2+1=	-	1=
1948	-	-	1	1+1=	2	1	-	-
1952	-	-	-	1	-	-	-	-
1956	-	-	-	-	2	-	-	-
1960	-	-	-	-	-	1	-	-

1964	-	1	1	1	1	-	1	-
1968	-	-	-	-	-	-	2	-
1972	-	-	-	-	1	1=	-	2
1976	-	1	-	2	-	2	-	2
1984*	-	2	3	3	1	2	2	7
1988	-	-	1	-	2	2	2	2
1992	1	1	1	2	1	-	-	-
1996	2	-	-	1	-	1	-	-
2000	-	-	-	-	1	1+1=	-	-
2004	-	-	-	-	-	2+1=	1	-
2008	-	-	2	1	1	1	-	-
2012	-	-	1=	-	3	2	-	1
<b>Totals*</b>	<b>14</b>	<b>15</b>	<b>24+2=</b>	<b>25+2=</b>	<b>25</b>	<b>24+4=</b>	<b>12</b>	<b>17+1=</b>

Men	Gold	Silver	Bronze	4th	5th	6th	7th	8th
1900	1	-	1	-	1	-	1	-
1904	1	-	-	-	-	3	-	-
1906	1	1	-	-	-	-	1	-
1908	1	1	3+1=	3	1	3	2	-
1912	1	2	1	2+1=	1	-	-	1
1920	1	-	-	1	-	-	-	-
1924	-	-	-	2	1	-	-	1
1928	2	1	1	2	1	-	-	-
1932	1	1	4	1	-	-	-	1
1936	-	1	1	1	4	2+1=	-	-
1948	-	-	-	-	1	1	-	-
1952	-	-	-	1	-	-	-	-
1956	-	-	-	-	2	-	-	-
1960	-	-	-	-	-	1	-	-
1964	-	1	1	1	-	-	-	-
1968	-	-	-	-	-	-	1	-
1972	-	-	-	-	1	1=	-	-
1976	-	1	-	1	-	1	-	1
1984*	-	-	2	2	-	1	-	5
1988	-	-	1	-	1	1	2	-
1992	1	1	-	1	-	-	-	-
1996	2	-	-	-	-	-	-	-
2000	-	-	-	-	1	1+1=	-	-
2004	-	-	-	-	-	1	1	-
2008	-	-	1	1	-	1	-	-
2012	-	-	1=	-	2	-	-	1
<b>Totals*</b>	<b>12</b>	<b>10</b>	<b>16+2=</b>	<b>19+1=</b>	<b>17</b>	<b>16+3=</b>	<b>8</b>	<b>10</b>

Women	Gold	Silver	Bronze	4th	5th	6th	7th	8th
1928	2	1	1	1	1	-	-	-
1932	-	2	1	-	-	1	-	-
1936	-	-	2	-	-	-	-	1=
1948	-	-	1	1+1=	1	-	-	-
1964	-	-	-	-	1	-	1	-
1968	-	-	-	-	-	-	1	-
1972	-	-	-	-	-	-	-	2
1976	-	-	-	1	-	1	-	1
1984	-	2	1	1	1	1	2	2
1988	-	-	-	-	1	1	-	2
1992	-	-	1	1	1	-	-	-
1996	-	-	-	1	-	1	-	-
2004	-	-	-	-	-	1+1=	-	-
2008	-	-	1	-	1	-	-	-
2012	-	-	-	-	1	2	-	-
<b>Totals</b>	<b>2</b>	<b>5</b>	<b>8</b>	<b>6+1=</b>	<b>8</b>	<b>8+1=</b>	<b>4</b>	<b>7+1=</b>

**Medallists:**

Men	Ed Archibald	PV: 1908-3=
	Dylan Armstrong	SP: 2008-3
	<b>Donovan Bailey</b>	<b>100m: 1996-1; 4x100mR: 1996-1</b>
	James Ball	400m: 1928-2; 4x400mR: 1928-3, 1932-3
	Calvin Bricker	LJ: 1908-3, 1912-2; TJ: 1908-4

<b>Carlton Chambers</b>	<b>4x100mR: 1996-1</b> (ran ht & sf)
Bill Crothers	800m: 1964-2
<b>Étienne Desmarteau</b>	<b>56lbT: 1904-1</b>
Derek Drouin	HJ: 2012-3=
Phil Edwards	800m: 1932-3, 1936-3; 1500m: 1932-3; 4x400mR: 1928-3, 1932-3
<b>Robert Esmie</b>	<b>4x100mR: 1996-1</b>
<b>Glenroy Gilbert</b>	<b>4x100mR: 1996-1</b>
Duncan Gillis	HT: 1912-2
Stanley Glover	4x400mR: 1928-3
<b>George Goulding</b>	<b>10,000mW: 1912-1</b>
William Halpenny	PV: 1912-4=
Sterling Hinds	4x100mR: 1984-3
Harry Jerome	100m: 1964-3
Ben Johnson	100m: 1984-3*; 4x100mR: 1984-3*
Greg Joy	HJ: 1976-2
<b>Robert Kerr</b>	100m: 1908-3; <b>200m: 1908-1</b>
Guillaume Leblanc	20kmW: 1984-4, 1992-2
Ray Lewis	4x400mR: 1932-3
Don Linden	1500mW: 1906-2
John Loaring	400mH: 1936-2
Frank Lukeman	Pen: 1912-3
Garfield MacDonald	TJ: 1908-2
Archie McDiarmid	56lbT: 1920-4
<b>Mark McKoy</b>	<b>110mH: 1992-1</b>
<b>Duncan McNaughton</b>	<b>HJ: 1932-1</b>
<b>George Orton</b>	<b>2500mSC: 1900-1; 400mH: 1900-3</b>
Victor Pickard	PV: 1928-4
Tony Sharpe	4x100mR: 1984-3
<b>Billy Sherring</b>	<b>Mar: 1906-1</b>
Dave Steen	Dec: 1988-3
<b>Bruny Surin</b>	<b>4x100mR: 1996-1</b>
<b>Earl Thomson</b>	<b>110mH: 1920-1</b>
Con Walsh	HT: 1908-3
Desai Williams	4x100mR: 1984-3
<b>Percy Williams</b>	<b>100m: 1928-1; 200m: 1928-1</b>
Alex Wilson	400m: 1932-3; 800m: 1932-2; 4x400mR: 1928-3, 1932-3
Women	Angela Bailey
	<b>Florence Bell</b>
	Dorothy Brookshaw
	Hilda Cameron
	<b>Ethel Catherwood</b>
	Angela Chalmers
	<b>Myrtle Cook</b>
	Charmaine Crooks
	Eva Dawes
	Mildred Dolson
	Mildred Fizzell
	Diane Foster
	Mary Frizzell
	France Gareau
	Patricia Jones
	Molly Killingbeck
	Priscilla Lopes-Schliep
	Nancy Mackay
	Aileen Meagher
	Viola Myers
	Lillian Palmer
	Marita Payne
	Jill Richardson
	<b>Fanny Rosenfeld</b>
	<b>Ethel Smith</b>
	100m: 1928-2; <b>4x100mR: 1928-1</b>
	100m: 1928-3; <b>4x100mR: 1928-1</b>

Hilda Strike	100m: 1932-2; 4x100mR: 1932-2
Angella Taylor	4x100mR: 1984-2
Betty Taylor	80mH: 1936-3
Lynn Williams	3000m: 1984-3
Dana Wright	4x400mR: 1984-2 (ran ht)

\* Ben Johnson later admitted to doping violations since 1981, but his results before 1987 have not been annulled by the IAAF or IOC

#### Medallist Disqualified by Doping Violation by IAAF & IOC:

Men	Ben Johnson	100m: 1988-1
-----	-------------	--------------

#### CAY / Cayman Islands

Years Competed: 1988-1992-1996-2000-2004-2008-2012

#### Placing Tables:

Women	Gold	Silver	Bronze	4th	5th	6th	7th	8th
2008	-	-	-	-	-	-	-	1
<b>Totals</b>	-	-	-	-	-	-	-	<b>1</b>

#### Best Placings:

Men	Kareem Streete-Thompson	LJ: 2000-13Q
Women	Cydonie Mothersill	200m: 2008-8

#### CGO / Congo

Years Competed: 1964-1972-1980-1984-1988-1992-1996-2000-2004-2008-2012

#### Best Placings:

Men	Jean-Pierre Bassegela	4x100mR: 1972-8s2
	Louis Nkanza	4x100mR: 1972-8s2
	Théophile Nkounkou	4x100mR: 1972-8s2
	Antoine Ntsana Nkounkou	4x100mR: 1972-8s2
Women	Françoise Mpika	200m: 1984-7q1

#### CHA / Chad

Years Competed: 1964-1968-1972-1984-1988-1992-1996-2000-2004-2008-2012

#### Best Placings:

Men	Mahamat Idriss	HJ: 1964-9
Women	Kaltouma Nadjina	400m: 2004-5s2

#### CHI / Chile

Years Competed: 1912-1920-1924-1928-1936-1948-1952-1956-1960-1964-1968-1972-1976-1984-1988-1992-1996-2000-2004-2008-2012

#### Placing Tables:

Overall	Gold	Silver	Bronze	4th	5th	6th	7th	8th
1924	-	-	-	-	-	1	-	-
1928	-	1	-	-	-	-	-	1
1956	-	1	-	-	-	-	-	-
1988	-	-	-	-	-	1	-	-
<b>Totals</b>	-	<b>2</b>	-	-	-	<b>2</b>	-	<b>1</b>

Men	Gold	Silver	Bronze	4th	5th	6th	7th	8th
1924	-	-	-	-	-	1	-	-
1928	-	1	-	-	-	-	-	1

1988	-	-	-	-	-	1	-	-
<b>Totals</b>	-	<b>1</b>	-	-	-	<b>2</b>	-	<b>1</b>

Women	Gold	Silver	Bronze	4th	5th	6th	7th	8th
1956	-	1	-	-	-	-	-	-
<b>Totals</b>	-	<b>1</b>	-	-	-	-	-	-

#### Medallists:

Men	Manuel Plaza	Mar: 1928-2
Women	Marlene Ahrens	JT: 1956-2

#### CHN / PR of China

Years Competed: 1932-1936-1948-1984-1988-1992-1996-2000-2004-2008-2012

#### Placing Tables:

Overall	Gold	Silver	Bronze	4th	5th	6th	7th	8th
1984	-	-	1	1	2	-	2	1
1988	-	-	1	-	1	-	1	2
1992	1	1	2	1	4	1	-	2
1996	1	2	1	1	1	1	-	1
2000	1	-	-	-	-	-	1	1
2004	2	-	-	1	-	2	1	4
2008	-	-	2	4	1	-	1	1
2012*	1	3	3	4	3	1	-	-
<b>Totals*</b>	<b>6</b>	<b>6</b>	<b>10</b>	<b>12</b>	<b>12</b>	<b>5</b>	<b>6</b>	<b>12</b>

Men	Gold	Silver	Bronze	4th	5th	6th	7th	8th
1984	-	-	1	1	1	-	1	1
1992	-	-	-	-	1	-	-	2
2004	1	-	-	1	-	1	-	-
2008	-	-	-	1	-	-	-	-
2012*	1	1	1	2	-	-	-	-
<b>Totals*</b>	<b>2</b>	<b>1</b>	<b>2</b>	<b>5</b>	<b>2</b>	<b>1</b>	<b>1</b>	<b>3</b>

Women	Gold	Silver	Bronze	4th	5th	6th	7th	8th
1984	-	-	-	-	1	-	1	-
1988	-	-	1	-	1	-	1	2
1992	1	1	2	1	3	1	-	-
1996	1	2	1	1	1	1	-	1
2000	1	-	-	-	-	-	1	1
2004	1	-	-	-	-	1	1	4
2008	-	-	2	3	1	-	1	1
2012*	-	2	2	2	3	1	-	-
<b>Totals*</b>	<b>4</b>	<b>5</b>	<b>8</b>	<b>7</b>	<b>10</b>	<b>4</b>	<b>5</b>	<b>9</b>

#### Medallists:

Men	<b>Chen Ding</b>	<b>20kmW: 2012-1</b>
	<b>Liu Xiang</b>	<b>110mH: 2004-1</b>
	Si Tianfeng	50kmW: 2012-2*
	Wang Zhen	20kmW: 2012-3
	Zhu Jianhua	HJ: 1984-3
Women	<b>Chen Yueling</b>	<b>10kmW: 1992-1</b>
	Gong Lijiao	SP: 2012-3
	Huang Zhihong	SP: 1992-2
	Li Chunxiu	10kmW: 1992-3
	Li Meisu	SP: 1988-3
	Li Yanfeng	DT: 2012-2
	Liu Hong	20kmW: 2012-3*
	Qieyang Shenjie	20kmW: 2012-2*
	Qu Yunxia	1500m: 1992-3
	Sui Xinmei	SP: 1996-2
	Wang Yan	10kmW: 1996-3
	<b>Wang Junxia</b>	<b>500m: 1996-1; 10,000m: 1996-2</b>
	<b>Wang Liping</b>	<b>20kmW: 2000-1</b>
	<b>Xing Huina</b>	<b>10,000m: 2004-1</b>

Zhang Wenxiu HT: 2008-3  
Zhou Chunxiu Mar: 2008-3

\* The 2012 medal upgrades resulting from doping disqualifications of the Russian walkers Sergey Kiryapkin and Olga Kaniskina (Si Tianfeng from bronze to 50kmW silver, Qieyang Shenjie from bronze to 20kmW silver, Liu Hong from fourth to 20kmW bronze) are not publicly confirmed by the IOC as at June 10, 2016. The actual Olympic medal tallies for PR of China are therefore as follows: Overall – 6 gold, 4 silver, 11 bronze; Men – 2 gold, 3 bronze; Women – 4 gold, 4 silver, 8 bronze

### CIV / Ivory Coast

**Years Completed:** 1964-1968-1972-1976-1984-1988-1992-1996-2000-2004-2008-2012

#### Placing Tables:

Overall	Gold	Silver	Bronze	4th	5th	6th	7th	8th
1964	-	-	-	-	-	1=	-	-
1984	-	1	-	-	-	-	-	-
1992	-	-	-	-	-	-	-	1
2012	-	-	-	-	-	1	1	-
<b>Totals</b>	-	<b>1</b>	-	-	-	<b>1+1=</b>	<b>1</b>	<b>1</b>

Men	Gold	Silver	Bronze	4th	5th	6th	7th	8th
1964	-	-	-	-	-	1=	-	-
1984	-	1	-	-	-	-	-	-
1992	-	-	-	-	-	-	-	1
<b>Totals</b>	-	<b>1</b>	-	-	-	<b>1=</b>	-	<b>1</b>

Women	Gold	Silver	Bronze	4th	5th	6th	7th	8th
2012	-	-	-	-	-	1	1	-
<b>Totals</b>	-	-	-	-	-	<b>1</b>	<b>1</b>	-

#### Medallists:

Men Gabriel Tiacoh 400m: 1984-2  
Women No medals; best placing:  
Murielle Ahouré 200m: 2012-6

### CMR / Cameroon

**Years Completed:** 1964-1968-1972-1980-1984-1988-1992-1996-2000-2004-2008-2012

#### Placing Tables:

Women	Gold	Silver	Bronze	4th	5th	6th	7th	8th
2004	1	-	-	-	-	-	-	-
2008	1	-	-	-	-	-	-	-
<b>Totals</b>	<b>2</b>	-	-	-	-	-	-	-

#### Medallists:

Men No medals; best placing:  
Men Grégoire Illorson 100m: 1980-8s1  
Women **Françoise Mbango TJ: 2004-1, 2008-1**

### COD / DPR of Congo

**Years Completed:** 1984-1988-1992-1996-2000-2004-2008-2012

*Competed as ZAI / Zaire in 1984-1996*

#### Best Placings:

Men Gary Kikaya 400m: 2008-5s3  
Women Kungu Bakombo 400m: 1988-6h2; 800m:  
1984-6h1  
Noelly Mankatu Bibiche 800m: 2004-6h6

### COK / Cook Islands

**Years Completed:** 1988-1992-1996-2000-2004-2008-2012

#### Best Placings:

Men Teina Teiti 100m: 2000-7h6  
Women Tereapii Tapoki DT: 2008-37Q

### COL / Colombia

**Years Completed:** 1932-1936-1948-1956-1964-1968-1972-1976-1980-1984-1988-1992-1996-2000-2004-2008-2012

#### Placing Tables:

Women	Gold	Silver	Bronze	4th	5th	6th	7th	8th
1992	-	-	1	-	-	-	-	-
2012	-	1	-	-	-	-	-	-
<b>Totals</b>	-	<b>1</b>	<b>1</b>	-	-	-	-	-

#### Medallists:

Men No medals; best placing:  
Wagner Miller HJ: 2012-9=  
Héctor Moreno 20kmW: 1992-9  
Querubin Moreno 20kmW: 1984-9  
Women Caterine Ibagüen TJ: 2012-2  
Ximena Restrepo 400m: 1992-3

### COM / Comoros

**Years Completed:** 1996-2000-2004-2008-2012

#### Best Placings:

Men Youssef Mhadjou 100m: 2008-6h5  
Women Feta Ahamada 100m: 2012-7q4

### CPV / Cape Verde Islands

**Years Completed:** 1996-2000-2004-2008-2012

#### Best Placings:

Men Rubén Sanca 5000m: 2012-21h2  
Women Lidiane Lopes 100m: 2012-4h4

### CRC / Costa Rica

**Years Completed:** 1968-1972-1984-1988-1992-1996-2000-2008-2012

#### Best Placings:

Men Nery Brenes 400m: 2008-4s1  
Women Jean Robotham LJ: 1968-24Q

### CRO / Croatia

**Years Completed:** 1992-1996-2000-2004-2008-2012

#### Placing Tables:

Women	Gold	Silver	Bronze	4th	5th	6th	7th	8th
2008	-	1	-	-	-	-	-	-
2012	1	-	-	-	-	-	-	-
<b>Totals</b>	<b>1</b>	<b>1</b>	-	-	-	-	-	-



**Medallists:**

Men	No medals; best placing:	
	András Haklits	HT: 2008-10
Women	<b>Sandra Perković</b>	<b>DT: 2012-1</b>
	Blanka Vlašić	HJ: 2008-2

**CUB / Cuba**

**Years Competed:** 1904-1928-1948-1952-1956-1960-1964-1968-1972-1976-1980-1992-1996-2000-2004-2008-2012

**Placing Tables:**

Overall	Gold	Silver	Bronze	4th	5th	6th	7th	8th
1904	-	-	-	1	-	-	-	-
1960	-	-	-	1	-	-	-	-
1964	-	1	-	-	1	-	-	-
1968	-	2	-	1	1	-	-	1
1972	-	-	2	1	-	-	-	-
1976	2	1	-	1	1	-	3	-
1980	1	2	1	2	1	-	-	1
1992	2	1	4	2	2	6	-	3+1=
1996	-	1	1	2	2	3	-	1
2000	2	2	2	4	2	3	1	2
2004	2	1	2	1	1	1	2	2
2008	1	2	2	2	2	3	-	-
2012	-	1	2	-	-	2	-	1
<b>Totals</b>	<b>10</b>	<b>14</b>	<b>16</b>	<b>18</b>	<b>13</b>	<b>18</b>	<b>6</b>	<b>11+1=</b>

Men	Gold	Silver	Bronze	4th	5th	6th	7th	8th
1904	-	-	-	1	-	-	-	-
1960	-	-	-	1	-	-	-	-
1964	-	1	-	-	-	-	-	-
1968	-	1	-	1	-	-	-	-
1976	2	1	-	1	1	-	2	-
1980	-	2	1	2	1	-	-	1
1992	1	1	2	1	2	3	-	1=
1996	-	-	1	1	1	2	-	1
2000	2	2	1	1	-	-	1	1
2004	-	-	1	1	-	-	1	1
2008	1	-	2	1	1	1	-	-
2012	-	-	1	-	-	1	-	1
<b>Totals</b>	<b>6</b>	<b>8</b>	<b>9</b>	<b>11</b>	<b>6</b>	<b>7</b>	<b>4</b>	<b>5+1=</b>

Women	Gold	Silver	Bronze	4th	5th	6th	7th	8th
1964	-	-	-	-	1	-	-	-
1968	-	1	-	-	1	-	-	1
1972	-	-	2	1	-	-	-	-
1976	-	-	-	-	-	-	1	-
1980	1	-	-	-	-	-	-	-
1992	1	-	2	1	-	3	-	3
1996	-	1	-	1	1	1	-	-
2000	-	-	1	3	2	3	-	1
2004	2	1	1	-	1	1	1	1
2008	-	2	-	1	1	2	-	-
2012	-	1	1	-	-	1	-	-
<b>Totals</b>	<b>4</b>	<b>6</b>	<b>7</b>	<b>7</b>	<b>7</b>	<b>11</b>	<b>2</b>	<b>6</b>

**Medallists:**

Men	Jorge Aguilera	4x100mR: 1992-3
	Ibrahim Camejo	LJ: 2008-3
	Alejandro Casañas	110mH: 1976-2, 1980-2
	José Ángel César	4x100mR: 2000-3
	Luis Delís	DT: 1980-3
	Enrique Figuerola	100m: 1964-2; 4x100mR: 1968-2
	<b>Anier García</b>	<b>110mH: 2000-1, 2004-3</b>
	Iván García	4x100mR: 2000-3
	Yoel García	TJ: 2000-2

	Roberto Hernández	4x400mR: 1992-2
	Héctor Herrera	4x400mR: 1992-2
	Joel Isasi	4x100mR: 1992-3
	<b>Alberto Juantorena</b>	<b>400m: 1976-1; 800m: 1976-1</b>
	Joel Lamela	4x100mR: 1992-3
	Silvio Leonard	100m: 1980-2
	Lázaro Martínez	4x400mR: 1992-2
	Freddy Mayola	4x100mR: 2000-3
	Pablo Montes	4x100mR: 1968-2
	Juan Morales	4x100mR: 1968-2
	Roberto Moya	DT: 1992-3
	<b>Iván Pedroso</b>	<b>LJ: 2000-1</b>
	Luis Pérez Rionda	4x100mR: 2000-3
	Yoelbi Quesada	TJ: 1996-3
	Hermes Ramírez	4x100mR: 1968-2
	<b>Dayron Robles</b>	<b>110mH: 2008-1</b>
	Andrés Simón	4x100mR: 1992-3
	<b>Javier Sotomayor</b>	<b>HJ: 1992-1, 2000-2</b>
	Leonel Suárez	Dec: 2008-3, 2012-3
	Norberto Téllez	4x400mR: 1992-2
Women	Yarelis Barrios	DT: 2008-2, 2012-3
	Silvia Chivás	100m: 1972-3; 4x100mR: 1972-3
	Miguelina Cobián	4x100mR: 1968-2
	<b>María Colón</b>	<b>JT: 1980-1</b>
	Yunaika Crawford	HT: 2004-3
	<b>Yumileidi Cumbá</b>	<b>SP: 2004-1</b>
	Marlene Elejalde	4x100mR: 1968-2, 1972-3
	<b>Maritza Martén</b>	<b>DT: 1992-1</b>
	<b>Osleidys Menéndez</b>	<b>JT: 2000-3, 2004-1</b>
	Yipsi Moreno	HT: 2004-2, 2008-2
	Violeta Quesada	4x100mR: 1968-2
	Ioamnet Quintero	HJ: 1992-3
	Ana Quirot	800m: 1992-3, 1996-2
	Fulgencia Romay	4x100mR: 1968-2, 1972-3
	Yarisley Silva	PV: 2012-2
	Carmen Laura Valdés	4x100mR: 1972-3

**CUR / Curaçao** (not a current IAAF member)

**Year Competed:** 2012

*Competed as IOA / Individual Olympic Athletes in 2012*

**Best Placings:**

Men	Lee Marvin Bonavacia	400m: 2012-8s3
Women	No competitors	

**CYP / Cyprus**

**Years Competed:** 1984-1988-1992-1996-2000-2004-2008-2012

*Cypriot athletes competed for Greece until 1984*

**Best Placings:**

Men	Kyriakos Ioannou	HJ: 2012-13
	Apostolos Parellis	DT: 2012-13Q
Women	Elli Evangelidou	SP: 1992-17Q

**CZE / Czech Republic**

**Years Competed:** 1900-1906-1908-1912-1996-2000-2004-2008-2012

*Incorporating BOH / Bohemia in 1900-1912*

## Placing Tables:

Overall	Gold	Silver	Bronze	4th	5th	6th	7th	8th
1900	-	1	-	-	-	-	-	-
1906	-	-	-	-	-	1	1	-
1996	1	-	2	-	-	-	2	-
2000	1	1	-	1	1	1	1	2
2004	1	-	2	1	-	-	-	1
2008	1	-	-	-	1	2	2	1
2012	1	-	1	1	-	1+1=	2	1
<b>Totals</b>	<b>5</b>	<b>2</b>	<b>5</b>	<b>3</b>	<b>2</b>	<b>5+1=</b>	<b>8</b>	<b>5</b>

Men	Gold	Silver	Bronze	4th	5th	6th	7th	8th
1900	-	1	-	-	-	-	-	-
1906	-	-	-	-	-	1	1	-
1996	1	-	1	-	-	-	1	-
2000	1	1	-	-	-	1	-	1
2004	1	-	1	-	-	-	-	1
2008	-	-	-	-	-	2	1	1
2012	-	-	-	1	-	1	-	1
<b>Totals</b>	<b>3</b>	<b>2</b>	<b>2</b>	<b>1</b>	<b>-</b>	<b>5</b>	<b>3</b>	<b>4</b>

Women	Gold	Silver	Bronze	4th	5th	6th	7th	8th
1996	-	-	1	-	-	-	1	-
2000	-	-	-	1	1	-	1	1
2004	-	-	1	1	-	-	-	-
2008	1	-	-	-	1	-	1	-
2012	1	-	1	-	-	1=	2	-
<b>Totals</b>	<b>2</b>	<b>-</b>	<b>3</b>	<b>2</b>	<b>2</b>	<b>1=</b>	<b>5</b>	<b>1</b>

## Medallists:

Men	Jaroslav Bába	HJ: 2004-3
	Tomáš Dvořák	Dec: 1996-3
	František Janda-Suk	DT: 1900-2
	<b>Roman Šebrle</b>	<b>Dec: 2000-2, 2004-1</b>
	<b>Jan Železný</b>	<b>JT: 1996-1, 2000-1</b>
Women	Vera Cechlová	DT: 2004-3
	Zuzana Hejnová	400mH: 2012-3
	Šárka Kašpárková	TJ: 1996-3
	<b>Barbora Špotáková</b>	<b>JT: 2008-1, 2012-1</b>

## DEN / Denmark

Years Competed: All but 1904

## Placing Tables:

Overall	Gold	Silver	Bronze	4th	5th	6th	7th	8th
1896	-	-	-	1	-	-	-	-
1900	-	-	1	-	1	-	-	1=
1908	-	-	-	-	-	1	-	1=
1912	-	-	-	1	1	-	-	-
1920	-	1	-	-	1	2	2	1
1924	-	-	-	1	-	-	-	-
1948	-	-	1	1	1	-	-	-
1952	-	-	-	1	1	-	-	-
1956	-	-	-	-	-	-	-	1
1960	-	-	-	-	-	1	-	-
1968	-	-	-	-	-	-	-	1
1972	-	-	-	-	-	-	1	-
1976	-	-	-	-	-	-	-	1
2000	-	1	-	-	-	-	-	1
2004	-	1	1	-	-	-	-	-
<b>Totals</b>	<b>-</b>	<b>3</b>	<b>3</b>	<b>5</b>	<b>5</b>	<b>4</b>	<b>3</b>	<b>5+2=</b>

Men	Gold	Silver	Bronze	4th	5th	6th	7th	8th
1896	-	-	-	1	-	-	-	-
1900	-	-	1	-	1	-	-	1=
1908	-	-	-	-	-	1	-	1=
1912	-	-	-	1	1	-	-	-

1920	-	1	-	-	1	2	2	1
1924	-	-	-	1	-	-	-	-
1948	-	-	-	1	-	-	-	-
1952	-	-	-	1	-	-	-	-
1956	-	-	-	-	-	-	-	1
1960	-	-	-	-	-	1	-	-
1968	-	-	-	-	-	-	-	1
1972	-	-	-	-	-	-	1	-
1976	-	-	-	-	-	-	-	1
2000	-	1	-	-	-	-	-	-
2004	-	1	1	-	-	-	-	-
<b>Totals</b>	<b>-</b>	<b>3</b>	<b>2</b>	<b>5</b>	<b>3</b>	<b>4</b>	<b>3</b>	<b>4+2=</b>

Women	Gold	Silver	Bronze	4th	5th	6th	7th	8th
1948	-	-	1	-	1	-	-	-
1952	-	-	-	-	1	-	-	-
2000	-	-	-	-	-	-	-	1
<b>Totals</b>	<b>-</b>	<b>-</b>	<b>1</b>	<b>-</b>	<b>2</b>	<b>-</b>	<b>-</b>	<b>1</b>

## Medallists:

Men	Wilson Kipketer	800m: 2000-2, 2004-3
	Joachim B. Olsen	SP: 2004-2
	Henry Petersen	PV: 1920-2
	Ernst Schultz	400m: 1900-3
Women	Lily Carlstedt	JT: 1948-3

## DJI / Djibouti

Years Competed: 1984-1988-1992-1996-2000-2008-2012

## Placing Tables:

Men	Gold	Silver	Bronze	4th	5th	6th	7th	8th
1984	-	-	-	-	-	-	-	1
1988	-	-	1	-	-	-	-	-
<b>Totals</b>	<b>-</b>	<b>-</b>	<b>1</b>	<b>-</b>	<b>-</b>	<b>-</b>	<b>-</b>	<b>1</b>

## Medallists:

Men	Ahmed Salah	Mar: 1988-3
Women	No medals; best placing:	
	Zourah Ali	400m: 2012-7h3

## DMA / Dominica

Years Competed: 1996-2000-2004-2008-2012

## Best Placings:

Men	Jérôme Romain	TJ: 1996-nm/final
Women	Dawn Williams	800m: 1996-5s1

## DOM / Dominican Republic

Years Competed: 1964-1968-1976-1980-1984-1988-1996-2000-2004-2008-2012

## Placing Tables:

Men	Gold	Silver	Bronze	4th	5th	6th	7th	8th
2004	1	-	-	-	-	-	-	-
2012	1	1	-	-	-	-	-	-
<b>Totals</b>	<b>2</b>	<b>1</b>	<b>-</b>	<b>-</b>	<b>-</b>	<b>-</b>	<b>-</b>	<b>-</b>

## Medallists:

Men	Luguelín Santos	400m: 2012-2
	<b>Félix Sánchez</b>	<b>400mH: 2004-1, 2012-1</b>
Women	No medals; best placing:	
	Flor Vásquez	SP: 2004-13Q

**ECU / Ecuador**

**Years Competed:** 1924-1968-1980-1984-1988-1992-1996-2000-2004-2008-2012

**Placing Tables:**

Men	Gold	Silver	Bronze	4th	5th	6th	7th	8th
1996	1	-	-	-	-	-	-	-
2000	-	-	-	1	-	-	-	-
2004	-	-	-	1	-	-	-	-
2008	-	1	-	-	-	-	-	-
2012	-	-	-	-	-	-	1	-
<b>Totals</b>	<b>1</b>	<b>1</b>	<b>-</b>	<b>2</b>	<b>-</b>	<b>-</b>	<b>1</b>	<b>-</b>

**Medallists:**

Men Jefferson Pérez 20kmW: 1996-1, 2008-2  
 Women No medals; best placing:  
 Liliana Chalá 400m: 1988-7q3  
 Martha Tenorio Mar: 2000-25

**EGY / Egypt**

**Years Competed:** 1906-1920-1924-1936-1948-1952-1960-1972-1984-1988-2000-2004-2008-2012

*Competed as part of UAR / United Arab Republic in 1960*

**Best Placings:**

Men Arthur Marson 5Miles: 1906-1906-finished between 7th and 23rd place  
 Women Marwa Hussein HT: 2004-38Q

**ERI / Eritrea**

**Years Competed:** 2000-2004-2008-2012

**Placing Tables:**

Men	Gold	Silver	Bronze	4th	5th	6th	7th	8th
2004	-	-	1	-	-	-	1	-
2008	-	-	-	-	1	-	-	1
2012	-	-	-	-	-	1	1	-
<b>Totals</b>	<b>-</b>	<b>-</b>	<b>1</b>	<b>-</b>	<b>1</b>	<b>1</b>	<b>2</b>	<b>1</b>

**Medallists:**

Men Zersenay Tadese 10,000m: 2004-3  
 Women No medals; best placing:  
 Simret Sultan 5000m: 2008-8h1

**ESA / El Salvador**

**Years Competed:** 1968-1984-1988-1992-1996-2000-2004-2008-2012

**Best Placings:**

Men Mauricio Jubis SP: 1968-19Q  
 Women Rosario Martínez SP: 1968-14

**ESP / Spain**

**Years Competed:** 1920-1924-1928-1948-1960-1964-1968-1972-1976-1980-1984-1988-1992-1996-2000-2004-2008-2012

**Placing Tables:**

Overall	Gold	Silver	Bronze	4th	5th	6th	7th	8th
1948	-	-	-	-	-	-	-	1

1964	-	-	-	-	-	1	-	-
1972	-	-	-	1	-	-	-	-
1976	-	-	-	-	-	1	-	1
1980	-	1	-	1	2	1	2	-
1984	-	-	1	-	-	2	3	-
1988	-	-	-	1	2	-	1	-
1992	2	1	1	-	-	1	-	1
1996	-	1	1	1	1	-	1	-
2000	-	-	1	1	1	3	2	1
2004	-	1	2	-	3	1=	2	1
2008	-	-	-	2	2	2	2+1=	2
2012	-	-	-	1	1	-	2	-
<b>Totals</b>	<b>2</b>	<b>4</b>	<b>6</b>	<b>8</b>	<b>12</b>	<b>11+1=</b>	<b>15+1=</b>	<b>7</b>

Men	Gold	Silver	Bronze	4th	5th	6th	7th	8th
1948	-	-	-	-	-	-	-	1
1964	-	-	-	-	-	1	-	-
1972	-	-	-	1	-	-	-	-
1976	-	-	-	-	-	1	-	1
1980	-	1	-	1	2	1	2	-
1984	-	-	1	-	-	2	3	-
1988	-	-	-	1	2	-	-	-
1992	2	1	1	-	-	-	-	1
1996	-	1	1	1	-	-	1	-
2000	-	-	-	1	1	3	2	1
2004	-	1	2	-	3	-	1	1
2008	-	-	-	2	1	-	2	1
2012	-	-	-	-	1	-	1	-
<b>Totals</b>	<b>2</b>	<b>4</b>	<b>5</b>	<b>7</b>	<b>10</b>	<b>8</b>	<b>12</b>	<b>6</b>

Women	Gold	Silver	Bronze	4th	5th	6th	7th	8th
1988	-	-	-	-	-	-	1	-
1992	-	-	-	-	-	1	-	-
1996	-	-	-	-	1	-	-	-
2000	-	-	1	-	-	-	-	-
2004	-	-	-	-	-	1=	1	-
2008	-	-	-	-	1	2	1=	1
2012	-	-	-	1	-	-	1	-
<b>Totals</b>	<b>-</b>	<b>-</b>	<b>1</b>	<b>1</b>	<b>2</b>	<b>3+1=</b>	<b>3+1=</b>	<b>1</b>

**Medallists:**

Men José Manuel Abascal 1500m: 1984-3  
**Fermín Cacho** 1500m: 1992-1, 1996-2  
 Francisco Javier Fernández 20kmW: 2004-2  
 Javier García PV: 1992-3  
 Jorge Llopart 50kmW: 1980-2  
 Joan Lino Martínez LJ: 2004-3  
 Manuel Martínez SP: 2004-3  
 Valentí Massana 50kmW: 1996-3  
 Antonio Peñalver Dec: 1992-2  
**Daniel Plaza** 20kmW: 1992-1  
 Women María Vasco 20kmW: 2000-3

**EST / Estonia**

**Years Competed:** 1920-1924-1928-1932-1936-1992-1996-2000-2004-2008-2012

**Placing Table:**

Men	Gold	Silver	Bronze	4th	5th	6th	7th	8th
1920	-	1	-	-	1	1	-	1
1924	-	-	1	-	-	-	-	-
1928	-	-	-	-	-	-	-	1
1936	-	-	-	-	-	-	-	2
1992	-	-	-	-	1	-	-	-
1996	-	-	-	-	-	1	-	-
2000	1	-	-	-	-	-	-	-
2004	-	-	1	-	-	1	-	1

2008	1	-	-	-	-	-	-	-
2012	-	-	1	-	-	-	-	-
<b>Totals</b>	<b>2</b>	<b>1</b>	<b>3</b>	<b>-</b>	<b>2</b>	<b>3</b>	<b>-</b>	<b>5</b>

**Medallists:**

Men	<b>Gerd Kanter</b>	<b>DT: 2008-1, 2012-3</b>
	Aleksander Klumberg	Dec: 1924-3
	Jüri Lossman	Mar: 1920-2
	<b>Erki Nool</b>	<b>Dec: 2000-1</b>
	Aleksander Tammert	DT: 2004-3
Women	No medals; best placing:	
	Kaire Leibak	TJ: 2008-10

See also USSR for Estonian medallists of the Soviet era

**ETH / Ethiopia**

**Years Competed:** 1956-1960-1964-1968-1972-1980-1992-1996-2000-2004-2008-2012

**Placing Tables:**

Overall	Gold	Silver	Bronze	4th	5th	6th	7th	8th
1960	1	-	-	-	-	-	1	-
1964	1	-	-	1	-	-	-	-
1968	1	1	-	-	-	3	-	2
1972	-	-	2	-	-	-	-	-
1980	2	-	2	1	-	-	1	-
1992	1	-	2	-	-	1	-	-
1996	2	-	1	1	-	-	-	-
2000	4	1	3	3	-	3	1	-
2004	2	3	2	3	2	-	-	-
2008	4	1	2	2	1	2	2	1
2012	3	2	2	5	3	2	-	1
<b>Totals*</b>	<b>21</b>	<b>8</b>	<b>16</b>	<b>16</b>	<b>6</b>	<b>11</b>	<b>5</b>	<b>4</b>

Men	Gold	Silver	Bronze	4th	5th	6th	7th	8th
1960	1	-	-	-	-	-	1	-
1964	1	-	-	1	-	-	-	-
1968	1	1	-	-	-	3	-	2
1972	-	-	2	-	-	-	-	-
1980	2	-	2	1	-	-	1	-
1992	-	-	2	-	-	1	-	-
1996	1	-	-	-	-	-	-	-
2000	3	-	2	1	-	2	-	-
2004	1	2	-	1	2	-	-	-
2008	2	1	1	2	1	2	1	-
2012	-	1	1	2	-	2	-	1
<b>Totals</b>	<b>12</b>	<b>5</b>	<b>10</b>	<b>8</b>	<b>3</b>	<b>10</b>	<b>3</b>	<b>3</b>

Women	Gold	Silver	Bronze	4th	5th	6th	7th	8th
1992	1	-	-	-	-	-	-	-
1996	1	-	1	1	-	-	-	-
2000	1	1	1	2	-	1	1	-
2004	1	1	2	2	-	-	-	-
2008	2	-	1	-	-	-	1	1
2012	3	1	1	3	3	-	-	-
<b>Totals*</b>	<b>9</b>	<b>3</b>	<b>6</b>	<b>8</b>	<b>3</b>	<b>1</b>	<b>2</b>	<b>1</b>

**Medallists:**

Men	Addis Abebe	10,000m: 1992-3
	<b>Gezahegn Abera</b>	<b>Mar: 2000-1</b>
	Fita Bayissa	5000m: 1992-3
	<b>Kenenisa Bekele</b>	<b>5000m: 2004-2, 2008-1;</b> <b>10,000m: 2004-1, 2008-1</b>
	Tariku Bekele	10,000m: 2012-3
	<b>Abebe Bikila</b>	<b>Mar: 1960-1, 1964-1</b>
	Degen Gebremeskel	5000m: 2012-2
	<b>Haile Gebrselassie</b>	<b>10,000m: 1996-1, 2000-1</b>

	Tsegaye Kebede	Mar: 2008-3
	Mohamed Kedir	10,000m: 1980-3
	Assefa Mezegebu	10,000m: 2000-3
	Sileshi Sihine	10,000m: 2004-2, 2008-2
	Tesfaye Tola	Mar: 2000-3
	Eshetu Tura	3000mSC: 1980-3
	<b>Mamo Wolde</b>	<b>10,000m: 1968-2; Mar:</b> <b>1968-1, 1972-3</b>
	<b>Million Wolde</b>	<b>5000m: 2000-1</b>
	<b>Miruts Yifter</b>	<b>5000m: 1980-1; 10,000m:</b> <b>1972-3, 1980-1</b>
Women	Sofia Assefa	3000mSC: 2012-2*
	<b>Meseret Defar</b>	<b>5000m: 2004-1, 2008-3,</b> <b>2012-1</b>
	Ejegayehu Dibaba	10,000m: 2004-2
	<b>Tirunesh Dibaba</b>	<b>5000m: 2004-3, 2008-1,</b> <b>2012-3; 10,000m: 2008-1,</b> <b>2012-1</b>
	<b>Tiki Gelana</b>	<b>Mar: 2012-1</b>
	<b>Fatuma Roba</b>	<b>Mar: 1996-1</b>
	<b>Derartu Tulu</b>	<b>10,000m: 1992-1, 2000-1,</b> <b>2004-3</b>
	Gete Wami	5000m: 2000-3; 10,000m: 1996-3, 2000-2

\* Sofia Assefa's upgrade from bronze to 2012 3000mSC silver, following the doping disqualification of Yuliya Zaripova RUS, is not publicly confirmed by the IOC as at June 10, 2016. The actual Olympic medal tallies for Ethiopia are therefore: Overall – 21 gold, 7 silver, 17 bronze; Women – 9 gold, 2 silver, 7 bronze

**EUN / Unified Team**

See under URS / USSR

**FIJ / Fiji**

**Years Competed:** 1956-1960-1968-1972-1976-1984-1988-1992-1996-2000-2004-2008-2012

**Best Placings:**

Men	Leslie Copeland	JT: 2012-13Q
Women	Miriama Chambault	Pen: 1976-18

**FIN / Finland**

**Years Competed:** 1906-1908-1912-1920-1924-1928-1932-1936-1948-1952-1956-1960-1964-1968-1972-1976-1980-1984-1988-1992-1996-2000-2004-2008-2012

**Placing Tables:**

Overall	Gold	Silver	Bronze	4th	5th	6th	7th	8th
1906	1	-	1	1	1+1=	-	-	-
1908	-	-	1	2	1	2	2	2
1912	6	4	3	4	1	3	1	1
1920	9	4	3	2	1	3	2	2
1924	10	5	2	9	2	2	3	3
1928	5	5	4	1	2	4	2	2
1932	3	4	4	1	1	1	1	-
1936	3	5	2	4	2	1+1=	-	-
1948	1	2	-	2	2	3	2+1=	1
1952	-	-	1	2	3	-	-	3
1956	-	-	2+1=	-	-	-	2	-
1960	-	-	1	1	2	1=	1	1
1964	1	-	-	-	-	1	1	-
1968	-	1	-	-	-	-	-	1

1972	3	-	1	1	-	3	1	1
1976	2	2	-	2	1	2	2	1
1980	-	1	1	1	2	2	1	-
1984	2	1	1	3	1	1	1	-
1988	1	-	1	-	-	-	-	-
1992	-	1	-	2	-	3	1	-
1996	1	-	1	-	-	-	3	-
2000	1	-	-	-	1	-	-	1
2004	-	-	-	-	-	-	-	1
2008	-	-	1	1	1	1	-	-
2012	-	-	1	-	1	-	-	-
<b>Totals</b>	<b>49</b>	<b>35</b>	<b>31+1=</b>	<b>39</b>	<b>25+1=</b>	<b>32+2=</b>	<b>26+1=</b>	<b>20</b>

Men	Gold	Silver	Bronze	4th	5th	6th	7th	8th
1906	1	-	1	1	1+1=	-	-	-
1908	-	-	1	2	1	2	2	2
1912	6	4	3	4	1	3	1	1
1920	9	4	3	2	1	3	2	2
1924	10	5	2	9	2	2	3	3
1928	5	5	4	1	2	4	2	2
1932	3	4	4	1	1	1	1	-
1936	3	5	2	4	2	1+1=	-	-
1948	1	1	-	2	2	3	2+1=	1
1952	-	-	1	2	3	-	-	2
1956	-	-	2+1=	-	-	-	2	-
1960	-	-	1	1	2	1=	1	1
1964	1	-	-	-	-	1	1	-
1968	-	1	-	-	-	-	-	-
1972	3	-	1	1	-	3	-	1
1976	2	2	-	1	1	1	1	1
1980	-	1	1	1	2	2	-	-
1984	2	-	1	1	1	1	-	-
1988	1	-	1	-	-	-	-	-
1992	-	1	-	1	-	2	1	-
1996	-	-	1	-	-	-	2	-
2000	1	-	-	-	1	-	-	-
2004	-	-	-	-	-	-	-	1
2008	-	-	1	1	1	1	-	-
2012	-	-	1	-	1	-	-	-
<b>Totals</b>	<b>48</b>	<b>33</b>	<b>31+1=</b>	<b>35</b>	<b>25+1=</b>	<b>30+2=</b>	<b>21+1=</b>	<b>17</b>

Women	Gold	Silver	Bronze	4th	5th	6th	7th	8th
1948	-	1	-	-	-	-	-	-
1952	-	-	-	-	-	-	-	1
1968	-	-	-	-	-	-	-	1
1972	-	-	-	-	-	-	1	-
1976	-	-	-	1	-	1	1	-
1980	-	-	-	-	-	-	1	-
1984	-	1	-	2	-	-	1	-
1992	-	-	-	1	-	1	-	-
1996	1	-	-	-	-	-	1	-
2000	-	-	-	-	-	-	-	1
<b>Totals</b>	<b>1</b>	<b>2</b>	<b>-</b>	<b>4</b>	<b>-</b>	<b>2</b>	<b>5</b>	<b>3</b>

**Medallists:**

Men	Ove Andersen	3000mSC: 1928-3
	Arvo Askola	10,000m: 1936-2
	<b>Eero Berg</b>	10,000m: 1924-3; <b>10kmXCTeam: 1924-1</b>
	Arto Bryggare	110mH: 1984-3
	Sulo Bärlund	SP: 1936-2
	Jalmari Eskola	12KmXCTeam: 1912-2
	<b>Arsi Harju</b>	<b>SP: 2000-1</b>
	Efraim Harju	12KmXCTeam: 1912-2
	Väinö Heikkilä	12KmXCTeam: 1912-2
	Voitto Hellsten	400m: 1956-3=
	Toivo Hyytiäinen	JT: 1952-3
	<b>Arto Härkönen</b>	<b>JT: 1984-1</b>
	<b>Gunnar Höckert</b>	<b>5000m: 1936-1</b>
	<b>Volmari Iso-Hollo</b>	10,000m: 1932-2, 1936-3; <b>3000mSC: 1932-1, 1936-1</b>

Pekka Johansson	JT: 1920-3
Viljam Johansson	12KmXCTeam: 1912-2
Akilles Järvinen	Dec: 1928-2, 1932-2
<b>Matti Järvinen</b>	<b>JT: 1932-1</b>
<b>Verner Järvinen</b>	<b>DT: 1906-3; DT GS: 1906-1, 1908-3</b>
Antti Kalliomäki	PV: 1976-2
Tapio Kantanen	3000mSC: 1972-3
Veikko Karvonen	Mar: 1956-3
Erkki Kataja	PV: 1948-2
<b>Elias Katz</b>	3000mSC: 1924-2; <b>3000mTeam: 1924-1</b>

Jorma Kinnunen	JT: 1968-2
Antero Kivi	DT: 1928-2
<b>Hannes Kolehmainen</b>	<b>5000m: 1912-1; 10,000m: 1912-1; Mar: 1920-1; 12KmXC: 1912-1; 12KmXCTeam: 1912-2</b>
<b>Tapio Korjus</b>	<b>JT: 1988-1</b>
<b>Teodor Koskenniemi</b>	<b>8KmXCTeam: 1920-1</b>
Ville Kyrönen	12KmXCTeam: 1912-2
Hugo Lahtinen	Pen: 1920-3
Eeles Landström	PV: 1960-3
<b>Harri Larva</b>	<b>1500m: 1928-1</b>
<b>Lauri Lehtinen</b>	<b>5000m: 1932-1, 1936-2</b>
<b>Eero Lehtonen</b>	<b>Pen: 1920-1, 1924-1</b>
<b>Frej Liewendahl</b>	<b>3000mTeam: 1924-1</b>
<b>Heikki Liimatainen</b>	8KmXC: 1920-3; <b>8KmXCTeam: 1920-1; 10kmXCTeam: 1924-1</b>

Aarne Lindholm	12KmXCTeam: 1912-2
<b>Toivo Loukola</b>	<b>3000mSC: 1928-1</b>
Kaarlo Maaninka	5000m: 1980-3; 10,000m: 1980-2

Martti Martelin	Mar: 1928-3
<b>Hannes Miettinen</b>	<b>8KmXCTeam: 1920-1</b>
<b>Jonni Myyrä</b>	<b>JT: 1920-1, 1924-1</b>
<b>Pauli Nevala</b>	<b>JT: 1964-1</b>
Vilho Niittymaa	DT: 1924-2
Yrjö Nikkanen	JT: 1936-2
<b>Elmer Niklander</b>	SP: 1920-2; SP BA: 1912-3; <b>DT: 1920-1; DT BA: 1912-2</b>

<b>Paavo Nurmi</b>	<b>1500m: 1924-1; 5000m: 1920-2, 1924-1, 1928-2; 10,000m: 1920-1, 1928-1; 3000mSC: 1928-2; 8KmXC: 1920-1; 10.7KmXC: 1924-1; 3000mTeam: 1924-1; 8KmXCTeam: 1920-1; 10kmXCTeam: 1924-1</b>
--------------------	--

Urho Peltonen	JT: 1920-2; JT BA: 1912-3
Eino Penttilä	JT: 1932-3
Tero Pitkämäki	JT: 2008-3
Eino Purje	1500m: 1928-3
Ville Pörhölä	SP: 1920-1; HT: 1932-2
<b>Eino Rastas</b>	<b>8KmXCTeam: 1920-1; 10kmXCTeam: 1924-1</b>

<b>Tapio Rautavaara</b>	<b>JT: 1948-1</b>
<b>Ville Ritola</b>	<b>5000m: 1924-2, 1928-1; 10,000m: 1924-1, 1928-2; 3000mSC: 1924-1; 10.7KmXC: 1924-2; 3000mTeam: 1924-1; 10kmXCTeam: 1924-1</b>

Antti Ruuskanen	JT: 2012-3
Seppo Rätty	JT: 1988-3, 1992-2, 1996-3
<b>Julius Saaristo</b>	<b>JT: 1912-2; JT BA: 1912-1</b>
<b>Ilmari Salminen</b>	<b>10,000m: 1936-1</b>

	Väinö Siikaniemi	JT BA: 1912-2
	Hannu Siitonen	JT: 1976-2
	<b>Väinö Sipilä</b>	<b>10kmXCTeam: 1924-1</b>
	Matti Sippala	JT: 1932-2
	<b>Albin Stenroos</b>	10,000m: 1912-3; <b>Mar:</b> <b>1924-1</b> ; 12KmXCTeam: 1912-2
	<b>Armas Taipale</b>	<b>DT: 1912-1</b> , 1920-2; <b>DT</b> <b>BA: 1912-1</b>
	<b>Sameli Tala</b>	<b>3000mTeam: 1924-1</b>
	<b>Juha Tiainen</b>	<b>HT: 1984-1</b>
	Armas Toivonen	Mar: 1932-3
	Kalervo Toivonen	JT: 1936-3
	Kalle Tuominen	3000mSC: 1936-2
	<b>Vilho Tuulos</b>	<b>TJ: 1920-1</b> , 1924-3, 1928-3
	Jorma Valkama	LJ: 1956-3
	<b>Pekka Vasala</b>	<b>1500m: 1972-1</b>
	<b>Ilmari Vesamaa</b>	<b>8KmXCTeam: 1920-1</b>
	Lasse Virtanen	5000m: 1932-3; 10,000m: 1932-3
	<b>Lasse Virén</b>	<b>5000m: 1972-1</b> , <b>1976-1</b> ; <b>10,000m: 1972-1</b> , <b>1976-1</b>
	Erik Wilén	400mH: 1924-2
	<b>Paavo Yrjölä</b>	<b>Dec: 1928-1</b>
Women	Tiina Lillak	JT: 1984-2
	Kaisa Parviainen	JT: 1948-2
	<b>Heli Rantanen</b>	<b>JT: 1996-1</b>

**Medallist Disqualified by Doping Violation by IAAF & IOC:**

Men	Martti Vainio	10,000-1984-2
-----	---------------	---------------

**FRA / France**

Years Competed: All

**Placing Tables:**

Overall	Gold	Silver	Bronze	4th	5th	6th	7th	8th
1896	-	1	1	-	-	-	-	-
1900	1	4	2	5+1=	2	1	1	-
1904	-	1.2	-	-	-	-	-	-
1906	1	-	-	1	2	-	-	2
1908	-	1=	1	-	2=	-	-	1
1912	-	2	-	-	-	-	-	1
1920	1	2	1	2	2	2	1=	2
1924	-	-	3	2	4	-	4	1
1928	1	1	1	2	1	3	2=	1
1932	-	-	1	1	-	-	1	1
1936	-	-	-	1	-	-	-	3
1948	2	3	3	3	2	3	2	2
1952	-	2	-	1	2	1	1	1
1956	1	-	-	-	1	-	1	-
1960	-	1	1	-	1	1	2	-
1964	-	1	1	1	1	2	1	3
1968	1	-	1	-	3	1	3	4
1972	-	1	1	1	-	-	1	1
1976	1	-	-	2	-	-	2	1
1980	-	-	1	2	2	-	4	1
1984	1	1	2=	2	1	4	2	2
1988	-	-	1	1	2+2=	2	5	2
1992	1	-	-	2	-	-	3	-
1996	3	-	1	1	-	2	-	1
2000	-	-	-	3	1	1	1	1
2004	-	-	2	-	-	1=	4	2
2008	-	1	1	1	4	-	1	1
2012	1	1	1	-	2	3	1	3
<b>Totals</b>	<b>15</b>	<b>22.2+1=</b>	<b>24+2=</b>	<b>34+1=</b>	<b>33+4=</b>	<b>26+1=</b>	<b>40+3=</b>	<b>37</b>
<b>Men</b>	<b>Gold</b>	<b>Silver</b>	<b>Bronze</b>	<b>4th</b>	<b>5th</b>	<b>6th</b>	<b>7th</b>	<b>8th</b>
1896	-	1	1	-	-	-	-	-
1900	1	4	2	5+1=	2	1	1	-

1904	-	1.2	-	-	-	-	-	-
1906	1	-	-	1	2	-	-	2
1908	-	1=	1	-	2=	-	-	1
1912	-	2	-	-	-	-	-	1
1920	1	2	1	2	2	2	1=	2
1924	-	-	3	2	4	-	4	1
1928	1	1	1	1	1	3	2=	1
1932	-	-	1	1	-	-	1	1
1936	-	-	-	-	-	-	-	3
1948	-	3	1	1	2	3	2	1
1952	-	2	-	1	2	1	1	1
1956	1	-	-	-	-	-	1	-
1960	-	1	1	-	-	1	2	-
1964	-	-	1	1	1	2	1	1
1968	-	-	1	-	2	1	3	2
1972	-	1	1	-	-	-	1	1
1976	1	-	-	2	-	-	2	-
1980	-	-	1	2	1	-	3	1
1984	1	1	1=	-	1	3	1	1
1988	-	-	1	1	1+2=	2	2	2
1992	-	-	-	1	-	-	3	-
1996	1	-	-	1	-	-	-	-
2000	-	-	-	2	1	-	-	1
2004	-	-	1	-	-	-	3	2
2008	-	1	1	1	3	-	1	-
2012	1	1	1	-	-	2	-	1
<b>Totals</b>	<b>9</b>	<b>21.2+1=</b>	<b>20+1=</b>	<b>25+1=</b>	<b>25+4=</b>	<b>21</b>	<b>32+3=</b>	<b>26</b>

Women	Gold	Silver	Bronze	4th	5th	6th	7th	8th
1928	-	-	-	1	-	-	-	-
1936	-	-	-	1	-	-	-	-
1948	2	-	2	2	-	-	-	1
1956	-	-	-	-	1	-	-	-
1960	-	-	-	-	1	-	-	-
1964	-	1	-	-	-	-	-	2
1968	1	-	-	-	1	-	-	2
1972	-	-	-	1	-	-	-	-
1976	-	-	-	-	-	-	-	1
1980	-	-	-	-	1	-	1	-
1984	-	-	1=	2	-	1	1	1
1988	-	-	-	-	1	-	3	-
1992	1	-	-	1	-	-	-	-
1996	2	-	1	-	-	2	-	1
2000	-	-	-	1	-	1	1	-
2004	-	-	1	-	-	1=	1	-
2008	-	-	-	-	1	-	-	1
2012	-	-	-	-	2	1	1	2
<b>Totals</b>	<b>6</b>	<b>1</b>	<b>4+1=</b>	<b>9</b>	<b>8</b>	<b>5+1=</b>	<b>8</b>	<b>11</b>

**Medallists:**

Men	Émile Ali Khan	4x100mR: 1920-2
	Géo André	HJ: 1908-2=; 4x400mR: 1920-3
	Mehdi Baala	1500m: 2008-3
	Roger Bambuck	4x100mR: 1968-3
	Pascal Barré	4x100mR: 1980-3
	Patrick Barré	4x100mR: 1980-3
	Gilles Bertouid	4x400mR: 1972-3
	Louis Bonniot de Fleurac	3MilesTeam: 1908-3
	Paul Bontemps	3000mSC: 1924-3
	Jean Bouin	5000m: 1912-2; 3MilesTeam: 1908-3
	Jacques Carette	4x400mR: 1972-3
	André Castanet	5000mTeam: 1900-2
	Émile Champion	Mar: 1900-2
	Albert Champoudry	5000mTeam: 1900-2
	Jean Chastanié	2500mSC: 1900-3; 5000mTeam: 1900-2
	Robert Chef d'Hôtel	4x400mR: 1948-2

Albert Corey Mar: 1904-2; 4MilesTeam: 1904-2  
 Jocelyn Delecour 4x100mR: 1964-3, 1968-3  
 Henri Deloge 1500m: 1900-2; 5000mTeam: 1900-2  
 Maurice Delvart 4x400mR: 1920-3  
 André Devaux 4x400mR: 1920-3  
 Lucien Dolquès 10kmXCTeam: 1924-3  
**Guy Drut 110mH: 1972-2, 1976-1**  
 Joseph Dréher 3MilesTeam: 1908-3  
**Boughéra El Ouafi Mar: 1928-1**  
 Pierre Failliot 4x400mR: 1912-2  
 Gérard Fenouil 4x100mR: 1968-3  
 Gaston Féry 4x400mR: 1920-3  
**Jean Galfione PV: 1996-1**  
 Paul Genevay 4x100mR: 1964-3  
**Fernand Gonder PV: 1906-1**  
**Joseph Guillemot 5000m: 1920-1; 10,000m: 1920-2**  
 Marcel Hansenne 800m: 1948-3  
 Ignace Heinrich Dec: 1948-2  
 Gaston Heuet 10kmXCTeam: 1924-3  
 Michel Jazy 1500m: 1960-2  
 Francis Kerbiriou 4x400mR: 1972-3  
 Naman Keïta 400mH: 2004-3  
 Jean Kérébel 4x400mR: 1948-2  
 Jules Ladoumègue 1500m: 1928-2  
 Bernard Laidebeur 4x100mR: 1964-3  
 André Lauseig 10kmXCTeam: 1924-3  
 Henri Lauvaux 10kmXCTeam: 1924-3  
**Renaud Lavillenie PV: 2012-1**  
 Charles Lelong 4x400mR: 1912-2  
 Christophe Lemaitre 4x100mR: 2012-3  
 Albin Lermusiaux 1500m: 1896-3  
 Pierre Lewden HJ: 1924-3  
 Paul Lizandier 3MilesTeam: 1908-3  
 René Lorain 4x100mR: 1920-2  
 Jacques Lunis 4x400mR: 1948-2  
 Joseph Mahmoud 3000mSC: 1984-2  
 Robert Marchal 10kmXCTeam: 1924-3  
 Bruno Marie-Rose 4x100mR: 1988-3  
 Mahiedine Mekhissi-Benabbad 3000mSC: 2008-2, 2012-2  
**Alain Mimoun 5000m: 1952-2; 10,000m: 1948-2, 1952-2; Mar: 1956-1**  
 Max Morinière 4x100mR: 1988-3  
 René Mourlon 4x100mR: 1920-2  
 Claude Ménard HJ: 1928-3  
 Maurice Norland 10kmXCTeam: 1924-3  
 Hermann Panzo 4x100mR: 1980-3  
 Pierre-Alexis Pessonneau 4x100mR: 2012-3  
 Claude Piquemal 4x100mR: 1964-3, 1968-3  
 Ronald Pognon 4x100mR: 2012-3  
 Charles Poulencard 4x400mR: 1912-2  
**Pierre Quinon PV: 1984-1**  
 Gilles Quénéhervé 4x100mR: 1988-3  
 Gaston Ragueneau 5000mTeam: 1900-2  
 Antoine Richard 4x100mR: 1980-3  
 Daniel Sangouma 4x100mR: 1988-3  
 Francis Schewetta 4x400mR: 1948-2  
 Robert Schurrer 4x400mR: 1912-2  
 Abdou Sèye 200m: 1960-3  
 Henri Tauzin 400mH: 1900-2  
**Michel Théato Mar: 1900-1**  
 René Tirard 4x100mR: 1920-2  
 Émile Torcheboeuf StandingLJ: 1900-3  
 Alexandre Tuffèri TJ: 1896-2  
 Jimmy Vicaut 4x100mR: 2012-3  
 Thierry Vigneron PV: 1984-3=  
 Roger Vélasquez 4x400mR: 1972-3  
 Paul Winter DT: 1932-3

Women Christine Arron 4x100mR: 2004-3  
**Colette Besson 400m: 1968-1**  
 Michèle Chardonnet 100mH: 1984-3=  
 Maryvonne Dupureur 800m: 1964-2  
 Sylviane Félix 4x100mR: 2004-3  
 Patricia Girard 100mH: 1996-3  
 Muriel Hurtis 4x100mR: 2004-3  
 Véronique Mang 4x100mR: 2004-3  
 Jacqueline Mazéas DT: 1948-3  
**Micheline Ostermeyer HJ: 1948-3; SP: 1948-1; DT: 1948-1**  
**Marie-José Pérec 200m: 1996-1; 400m: 1992-1, 1996-1**

---

#### FSM / Federated States of Micronesia

---

**Years Competed:** 2000-2004-2008-2012

**Best Placings:**

Men John Howard 100m: 2012-5h3  
 Women Evangeleen Ikelap 100m: 2004-7h2  
 Maria Ikelap 100m: 2008-7h9

---

#### GAB / Gabon

---

**Years Competed:** 1984-1988-1992-1996-2000-2004-2008-2012

**Best Placings:**

Men Antoine Boussombo 100m: 2000-5q4  
 Women Odette Mistoul SP: 1984-13

---

#### GAM / Gambia

---

**Years Competed:** 1984-1988-1992-1996-2000-2004-2008-2012

**Best Placings:**

Men Su Wai'bou Sanneh 100m: 2012-8s1  
 Women Saruba Colley 100m: 2012-8q3  
 Amie Ndow 200m: 1984-8q3

---

#### GBR / Great Britain & Northern Ireland

---

**Years Competed:** All

**Placing Tables:**

Overall	Gold	Silver	Bronze	4th	5th	6th	7th	8th
1896	-	1	1	1	-	-	-	-
1900	3.8	5	2	1	-	-	-	-
1904	1	1	-	1	-	-	-	-
1906	3	5	1	1	1	-	1	-
1908	7	6+1=	3	5	6	1	-	1+1=
1912	2	1	5	-	1	2	-	1
1920	4	4	4	3	5	4	1	2
1924	3	3	5	3	2	6	-	-
1928	2	2	1	1	4	1	-	2
1932	2	4	2	2	4	1	2	-
1936	2	5	-	1	2	1+1=	1	1=
1948	-	6	1	3	4	3	3+1=	4
1952	-	1	4	6	8	1	1+1=	1
1956	1	3+1=	2	1	6	2	1	5
1960	1	2+1=	4	1	3	2+1=	1	2
1964	4	7	1	5	-	2	1	6
1968	1	2	1	2	3	1	3	1
1972	1	1	2	1	3	4	4	-
1976	-	-	1	1	3	1	6	3

1980	4	2	4	2	2	2	1	5
1984	3	7	6	4	6	3	6	6
1988	-	6	2	5	3	6	3+1=	1+1=
1992	2	-	4	3	1	4	2	4
1996	-	4	2	3	3	-	-	1
2000	2	2	2	5	4	3	1	2
2004	3	-	1	4	3	2	1=	-
2008	1	2	1	4	2	3	2	3
2012	4	1	1=	3	2+1=	1+1=	3	4
<b>Totals</b>	<b>56.8</b>	<b>83+3=</b>	<b>62+1=</b>	<b>72</b>	<b>81+1=</b>	<b>56+3=</b>	<b>43+4=</b>	<b>54+3=</b>

Men	Gold	Silver	Bronze	4th	5th	6th	7th	8th
1896	-	1	1	1	-	-	-	-
1900	3.8	5	2	1	-	-	-	-
1904	1	1	-	1	-	-	-	-
1906	3	5	1	1	1	-	1	-
1908	7	6+1=	3	5	6	1	-	1+1=
1912	2	1	5	-	1	2	-	1
1920	4	4	4	3	5	4	1	2
1924	3	3	5	3	2	6	-	-
1928	2	2	1	1	4	1	-	2
1932	2	4	1	2	2	1	2	-
1936	2	3	-	1	2	1+1=	1	-
1948	-	2	1	2	3	2	3+1=	2
1952	-	-	2	5	7	1	1	1
1956	1	2	2	1	5	1	1	5
1960	1	-	3	-	3	-	-	2
1964	2	5	-	4	-	1	-	3
1968	1	-	1	-	3	-	2	1
1972	-	1	2	-	1	4	2	-
1976	-	-	1	1	3	1	4	2
1980	4	2	2	2	1	-	1	2
1984	2	5	2	1	2	-	3	5
1988	-	4	1	4	2	4	1+1=	-
1992	1	-	3	2	-	4	2	2
1996	-	4	1	1	2	-	-	-
2000	1	2	-	3	4	2	-	1
2004	1	-	-	3	2	1	-	-
2008	-	2	-	1	1	1	1	2
2012	3	-	1=	3	1=	1	-	1
<b>Totals</b>	<b>46.8</b>	<b>64+1=</b>	<b>44+1=</b>	<b>52</b>	<b>62+1=</b>	<b>39+1=</b>	<b>26+2=</b>	<b>35+1=</b>

Women	Gold	Silver	Bronze	4th	5th	6th	7th	8th
1932	-	-	1	-	2	-	-	-
1936	-	2	-	-	-	-	-	1=
1948	-	4	-	1	1	1	-	2
1952	-	1	2	1	1	-	1=	-
1956	-	1+1=	-	-	1	1	-	-
1960	2	2+1=	1	1	-	2+1=	1	-
1964	2	2	1	1	-	1	1	3
1968	-	2	-	2	-	1	1	-
1972	1	-	-	1	2	-	2	-
1976	-	-	-	-	-	-	2	1
1980	-	-	2	-	1	2	-	3
1984	1	2	4	3	4	3	3	1
1988	-	2	1	1	1	2	2	1+1=
1992	1	-	1	1	1	-	-	2
1996	-	-	1	2	1	-	-	1
2000	1	-	2	2	-	1	1	1
2004	2	-	1	1	1	1	1=	-
2008	1	-	1	3	1	2	1	1
2012	1	1	-	-	2	1=	3	3
<b>Totals</b>	<b>10</b>	<b>19+2=</b>	<b>18</b>	<b>20</b>	<b>19</b>	<b>17+2=</b>	<b>17+2=</b>	<b>19+2=</b>

**Medallists:**

Men	<b>Harold Abrahams</b>	<b>100m: 1924-1; 4x100mR: 1924-2</b>
IRL	<b>Tim Ahearne</b>	<b>TJ: 1908-1</b>
	<b>John Ainsworth-Davis</b>	<b>4x400mR: 1920-1</b>
	Kriss Akabusi	<b>400mH: 1992-3; 4x400mR: 1984-2, 1992-3</b>

<b>Willie Applegarth</b>	<b>200m: 1912-3; 4x100mR: 1912-1</b>
Jack Archer	<b>4x100mR: 1948-2</b>
Steve Backley	<b>JT: 1992-3, 1996-2, 2000-2</b>
McDonald Bailey	<b>100m: 1952-3</b>
Philip Baker	<b>1500m: 1920-2</b>
Jamie Baulch	<b>4x400mR: 1996-2</b>
<b>Charles Bennett</b>	<b>1500m: 1900-1; 4000SC: 1900-2; 5000mTeam: 1900-1</b>
Todd Bennett	<b>4x400mR: 1984-2</b>
Roger Black	<b>400m: 1996-2; 4x400mR: 1992-3, 1996-2</b>
Joe Blewitt	<b>3000mTeam: 1920-2</b>
<b>Chris Brasher</b>	<b>3000mSC: 1956-1</b>
Robbie Brightwell	<b>4x400mR: 1964-2</b>
<b>Godfrey Brown</b>	<b>400m: 1936-2; 4x400mR: 1936-1</b>
Phil Brown	<b>4x400mR: 1984-2</b>
Elliot Bunney	<b>4x100mR: 1988-2</b>
<b>Lord Burghley</b>	<b>400mH: 1928-1; 4x400mR: 1932-2</b>
Guy Butler	<b>400m: 1920-2, 1924-3; 4x400mR: 1920-1, 1924-3</b>
Clarence Callender	<b>4x100mR: 1988-2 (ran ht)</b>
<b>Darren Campbell</b>	<b>200m: 2000-2; 4x100mR: 2004-1</b>
Linford Christie	<b>100m: 1988-2, 1992-1; 4x100mR: 1988-2</b>
Arthur Clark	<b>3000mTeam: 1924-2</b>
<b>Bill Coales</b>	<b>3MilesTeam: 1908-1</b>
<b>Sebastian Coe</b>	<b>800m: 1980-2, 1984-2; 1500m: 1980-1, 1984-1</b>
Keith Connor	<b>TJ: 1984-3</b>
Garry Cook	<b>4x400mR: 1984-2</b>
John Cooper	<b>400mH: 1964-2; 4x400mR: 1964-2</b>
Jerry Cornes	<b>1500m: 1932-2</b>
William Cottrill	<b>3000mTeam: 1912-3; 12KmXCTeam: 1912-3</b>
Steve Cram	<b>1500m: 1984-2</b>
Larry Cummins	<b>8KmXCTeam: 1920-2</b>
<b>Victor D'Arcy</b>	<b>4x100mR: 1912-1</b>
John Daly	<b>2500mSC: 1904-2</b>
<b>Lynn Davies</b>	<b>LJ: 1964-1</b>
<b>Joe Deakin</b>	<b>3MilesTeam: 1908-1</b>
<b>Marlon Devonish</b>	<b>4x100mR: 2004-1</b>
John Disley	<b>3000mSC: 1952-3</b>
Harry Edward	<b>100m: 1920-3; 200m: 1920-3</b>
<b>Jonathan Edwards</b>	<b>TJ: 1996-2, 2000-1</b>
Peter Elliott	<b>1500m: 1988-2</b>
Tom Evenson	<b>3000mSC: 1932-2</b>
<b>Mohamed Farah</b>	<b>5000m: 2012-1; 10,000m: 2012-1</b>
Sam Ferris	<b>Mar: 1932-2</b>
Don Finlay	<b>110mH: 1932-3, 1936-2</b>
Brendan Foster	<b>10,000m: 1976-3</b>
Wally Freeman	<b>8KmXCTeam: 1920-2</b>
<b>Jason Gardener</b>	<b>4x100mR: 2004-1</b>
Cyril Gill	<b>4x100mR: 1928-3</b>
Ernest Glover	<b>12KmXCTeam: 1912-3</b>
Charles Gmelin	<b>400m: 1896-3</b>
Gordon Goodwin	<b>10,000mW: 1924-2</b>
Grantley Goulding	<b>110mH: 1896-2</b>
Robbie Grabarz	<b>HJ: 2012-3=</b>
Tim Graham	<b>4x400mR: 1964-2</b>
<b>Tommy Green</b>	<b>50kmW: 1932-1</b>
Jack Gregory	<b>4x100mR: 1948-2</b>
<b>Cecil Griffiths</b>	<b>4x400mR: 1920-1</b>
David Grindley	<b>4x400mR: 1992-3</b>

IRL



	Charles Gunn	10,000mW: 1920-3	David Ottley	JT: 1984-2
	<b>Norman Hallows</b>	1500m: 1908-3; <b>3MilesTeam: 1908-1</b>	<b>Steve Ovett</b>	<b>800m: 1980-1</b> ; 1500m: 1980-3
	Wyndham Halswelle	400m: 1906-2, 1908-1; 800m: 1906-3	Edward Owen	5Miles: 1908-2; 3000mTeam: 1912-3
	<b>Tommy Hampson</b>	<b>800m: 1932-1</b> ; 4x400mR: 1932-2	Alan Pascoe	4x400mR: 1972-2
	Ernie Harper	Mar: 1936-2	Gordon Pirie	5000m: 1956-2
	James Hatton	3000mTeam: 1920-2	Cyril Porter	3000mTeam: 1912-3
	<b>Henry Hawtrey</b>	<b>5Miles: 1906-1</b>	Walter Porter	3000mTeam: 1924-2
	Alfred Healey	110mH: 1906-2	<b>Jack Powell</b>	<b>4x400mR: 1936-1</b> (ran ht)
	Basil Heatley	Mar: 1964-2	British India Norman Pritchard	200m: 1900-2; 200mH: 1900-2
IRL	Anton Hegarty	8KmXCTeam: 1920-2	Peter Radford	100m: 1960-3; 4x100mR: 1960-3
	<b>David Hemery</b>	<b>400mH: 1968-1</b> , 1972-3; 4x400mR: 1972-2	<b>Godfrey Rampling</b>	<b>4x400mR: 1932-2, 1936-1</b>
	Ernest Henley	4x400mR: 1912-3	Walter Rangeley	200m: 1928-2; 4x100mR: 1924-2, 1928-3
	Maurice Herriott	3000mSC: 1964-2	John Regis	4x100mR: 1988-2; 4x400mR: 1992-3
	Frederick Hibbins	12KmXCTeam: 1912-3	George Renwick	4x400mR: 1924-3
	Peter Higgins	4x400mR: 1956-3	Martin Reynolds	4x400mR: 1972-2
	<b>Albert Hill</b>	<b>800m: 1920-1</b> ; <b>1500m: 1920-1</b> ; 3000mTeam: 1920-2	Tom Richards	Mar: 1948-2
	<b>Percy Hodge</b>	<b>3000mSC: 1920-1</b>	Mark Richardson	4x400mR: 1992-3 (ran ht), 1996-2
IRL	Denis Horgan	SP: 1908-2	<b>Jack Rimmer</b>	<b>4000mSC: 1900-1</b> ; <b>5000mTeam: 1900-1</b>
	Thomas Humphreys	12KmXCTeam: 1912-3	Richard Ripley	4x400mR: 1924-3
	George Hutson	5000m: 1912-3; 3000mTeam: 1912-3	<b>Bill Roberts</b>	<b>4x400mR: 1936-1</b>
	Mark Hylton	4x400mR: 1996-2 (ran ht)	<b>Arthur Robertson</b>	2Miles: 1908-2; <b>3MilesTeam: 1908-1</b>
	Derek Ibbotson	5000m: 1956-3	<b>Sidney Robinson</b>	2500mSC: 1900-2; 4000SC: 1900-3; <b>5000mTeam: 1900-1</b>
	Phillips Idowu	TJ: 2008-2	Mark Rowland	3000mSC: 1988-3
	<b>Arnold Jackson</b>	<b>1500m: 1912-1</b>	Lance Royle	4x100mR: 1924-2
	Colin Jackson	110mH: 1988-2	<b>Arthur Russell</b>	<b>2Miles: 1908-1</b>
	<b>David Jacobs</b>	<b>4x100mR: 1912-1</b>	<b>Greg Rutherford</b>	<b>LJ: 2012-1</b>
	David Jenkins	4x400mR: 1972-2	John Salisbury	4x400mR: 1956-3
	Derek Johnson	800m: 1956-2; 4x400mR: 1956-3	William Scott	12KmXCTeam: 1912-3
	Tebbs Lloyd Johnson	50kmW: 1948-3	William Seagrove	3000mTeam: 1920-2, 1924-2
	Herbert Johnston	3000mTeam: 1924-2	Cyril Seedhouse	4x400mR: 1912-3
	Dave Jones	4x100mR: 1960-3	David Segal	4x100mR: 1960-3
IRL	Ken Jones	4x100mR: 1948-2	John Sherwood	400mH: 1968-3
	<b>Tom Kiely</b>	<b>AllAround: 1904-1</b>	Steve Smith	HJ: 1996-3
	<b>George Larner</b>	<b>3500mW: 1908-1</b> ; <b>10MilesW: 1908-1</b>	Edward Smouha	4x100mR: 1928-3
IRL	<b>Con Leahy</b>	<b>HJ: 1906-1</b> , 1908-2=; TJ: 1906-2	James Soutter	4x400mR: 1912-3
IRL	Patrick Leahy	HJ: 1900-2; LJ: 1900-3	Charlie Spedding	Mar: 1984-3
	<b>Mark Lewis-Francis</b>	<b>4x100mR: 2004-1</b>	Edward Spencer	10MilesW: 1908-3
	<b>Eric Liddell</b>	200m: 1924-3; <b>400m: 1924-1</b>	Henry Stallard	1500m: 1924-3
	<b>Robert Lindsay</b>	<b>4x400mR: 1920-1</b>	Ian Stewart	5000m: 1972-3
	Jack London	100m: 1928-2; 4x100mR: 1928-3	Crew Stoneley	4x400mR: 1932-2
	<b>Douglas Lowe</b>	<b>800m: 1924-1, 1928-1</b>	Iwan Thomas	4x400mR: 1996-2
	Bert MacDonald	3000mTeam: 1924-2	<b>Daley Thompson</b>	<b>Dec: 1980-1, 1984-1</b>
	<b>Henry MacIntosh</b>	<b>4x100mR: 1912-1</b>	<b>Don Thompson</b>	<b>50kmW: 1960-1</b>
	Germaine Mason	HJ: 2008-2	Du'aïne Thorne-Ladejo	4x400mR: 1992-3 (ran ht), 1996-2 (ran ht)
	<b>Ken Matthews</b>	<b>20kmW: 1964-1</b>	Edward Toms	4x400mR: 1924-3
	Alastair McCorquodale	4x100mR: 1948-2	Jimmy Tremeer	400mH: 1908-3
	Mike McFarlane	4x100mR: 1988-2	<b>Alfred Tysoe</b>	<b>800m: 1900-1</b> ; <b>5000mTeam: 1900-1</b>
IRL	John McGough	1500m: 1906-2	Stan Vickers	20kmW: 1960-3
	Mike McLeod	10,000m: 1984-2	<b>Emil Voigt</b>	<b>5Miles: 1908-1</b>
	Duncan McPhee	3000mTeam: 1920-2	Christopher Vose	8KmXCTeam: 1920-2
	Adrian Metcalfe	4x400mR: 1964-2	Ernest Webb	3500mW: 1908-2; 10,000mW: 1912-2; 10MilesW: 1908-2
	William Moore	3000mTeam: 1912-3	George Webber	3000mTeam: 1924-2
	Wilfred Nichol	4x100mR: 1924-2	<b>Allan Wells</b>	<b>100m: 1980-1</b> ; 200m: 1980-2
	Alfred Nichols	8KmXCTeam: 1920-2	Mike Wheeler	4x400mR: 1956-3
	George Nicol	4x400mR: 1912-3		
	Paul Nihill	50kmW: 1964-2		
	Malcolm Nokes	HT: 1924-3		
IRL	<b>Peter O'Connor</b>	LJ: 1906-2; <b>TJ: 1906-1</b>		
	Gary Oakes	400mH: 1980-3		

	Nick Whitehead	4x100mR: 1960-3
	<b>Harold Whitlock</b>	<b>50kmW: 1936-1</b>
	<b>Harold Wilson</b>	1500m: 1908-2; <b>3MilesTeam: 1908-1</b>
	Jimmy Wilson	10,000m: 1920-3; 8KmXCTeam: 1920-2
Women	<b>Freddie Wolff</b>	<b>4x400mR: 1936-1</b>
	Daphne Arden	4x100mR: 1964-3
	Heather Armitage	4x100mR: 1952-3, 1956-2
	<b>Mary Bignal/Rand</b>	<b>LJ: 1964-1</b> ; Pen: 1964-2; 4x100mR: 1964-3
	Lillian Board	400m: 1968-2
	Audrey Brown	4x100mR: 1936-2
	Barbara Burke	4x100mR: 1936-2
	Bev Callender	4x100mR: 1980-3, 1984-3
	Shirley Cawley	LJ: 1952-3
	Sylvia Cheeseman	4x100mR: 1952-3
	Tasha Danvers	400mH: 2008-3
	Jean Desforges	4x100mR: 1952-3
	Sandra Douglas	4x400mR: 1992-3
	<b>Jessica Ennis</b>	<b>Hep: 2012-1</b>
	Maureen Gardner	80mH: 1948-2
	<b>Sally Gunnell</b>	<b>400mH: 1992-1</b> ; 4x400mR: 1992-3
	Nellie Halstead	4x100mR: 1932-3
	Donna Hartley	4x400mR: 1980-3
	Sue Hearnshaw	LJ: 1984-3
	Eileen Hiscock	4x100mR: 1932-3, 1936-2
	<b>Kelly Holmes</b>	<b>800m: 2000-3, 2004-1</b> ; <b>1500m: 2004-1</b>
	Thelma Hopkins	HJ: 1956-2=
	Joslyn Hoyte-Smith	4x400mR: 1980-3
	Dorothy Hyman	100m: 1960-2; 200m: 1960-3; 4x100mR: 1964-3
	Simmons Jacobs	4x100mR: 1984-3
	Sonia Lannaman	4x100mR: 1980-3
	Sheila Lerwill	HJ: 1952-2
	<b>Denise Lewis</b>	<b>Hep: 1996-3, 2000-1</b>
	Linsey MacDonald	4x400mR: 1980-3
	Dorothy Manley	100m: 1948-2
	Liz McColgan	10,000m: 1988-2
	Katharine Merry	400m: 2000-3
	Yvonne Murray	3000m: 1988-3
	Heather Oakes	4x100mR: 1980-3, 1984-3
	Dorothy Odam/Tyler	HJ: 1936-2, 1948-2
	<b>Christine Ohuruogu</b>	<b>400m: 2008-1, 2012-2</b>
	Violet Olney	4x100mR: 1936-2
	<b>Ann Packer</b>	400m: 1964-2; <b>800m: 1964-1</b>
	Anne Pashley	4x100mR: 1956-2
	June Paul	4x100mR: 1952-3, 1956-2
	<b>Mary Peters</b>	<b>Pen: 1972-1</b>
	Gwen Porter	4x100mR: 1932-3
	Michelle Probert	4x400mR: 1980-3
	Carole Quinton	80mH: 1960-2
	<b>Tessa Sanderson</b>	<b>JT: 1984-1</b>
	Jean Scrivens	4x100mR: 1956-2
	Sheila Sherwood	LJ: 1968-2
	Dorothy Shirley	HJ: 1960-2=
	Janet Simpson	4x100mR: 1964-3
	Wendy Sly	3000m: 1984-2
	Kathy Smallwood/Cook	400m: 1984-3; 4x100mR: 1980-3, 1984-3
	Phylis Smith	4x400mR: 1992-3
	Kelly Sotherton	Hep: 2004-3
	Jenni Stoute	4x400mR: 1992-3
	Shirley Strong	100mH: 1984-2
	Violet Webb	4x100mR: 1932-3
	Fatima Whitbread	JT: 1984-3, 1988-2
	Audrey Williamson	200m: 1948-2

**GBS / Guinea Bissau****Years Competed:** 1996-2000-2004-2008-2012**Best Placings:**

Men	Holder da Silva	100m: 2012-7q4
Women	Graciela Martins	400m: 2012-6h7

**GEO / Georgia****Years Competed:** 1996-2000-2004-2008-2012**Best Placings:**

Men	David Ilariani	110mH: 2008-8q2
Women	Elvira Urusova	SP: 1996-17Q

**GEQ / Equatorial Guinea****Years Competed:** 1984-1988-1992-1996-2000-2004-2008-2012**Best Placings:**

Men	Gustavo Envela	100m: 1992-4h2
Women	Rosa Mbuamangongo	200m: 1988-6h8
	Emilia Mikue	800m: 2008-6h4

**GER / Germany****Years Competed:** 1896-1900-1904-1906-1908-1912-1928-1932-1936-1952-1956-1960-1964-1968-1972-1976-1980-1984-1988-1992-1996-2000-2004-2008-2012

*In 1952-1964 and since 1992 a single German team competed at the Games. The affiliation of these medallists at that time is shown right of the athlete's name. In 1968-1988 East and West Germany competed separately. In these cases FRG or GDR is shown left of the athlete's name  
Incorporating SAA / Saarland in 1952*

**Placing Tables:**

Overall	Gold	Silver	Bronze	4th	5th	6th	7th	8th
1896	-	1	-	2	2	-	-	-
1900	-	-	-	1=	-	2	-	1
1904	-	-	1	-	2	-	1	-
1906	-	1	1	-	-	-	1=	2
1908	-	1	1	-	-	-	1	1=
1912	-	2	-	1	-	1	-	2
1928	1	2	6	4	4	3	4	-
1932	-	2	3	7	3	4	1	1
1936	5	4	7	3+1=	2	4+1=	3	1
1952	-	3	5	3	4	5	-	3
1956	-	5	2	5	2	3	1	1
1960	2	8	3	9	3	4	2+1=	3
1964	2	5	3	3	5	4+1=	5	5
1968	3	7	4	7	10	4	11	7
1972	14	10	7	11	11+2=	9	9	3
1976	12	11	13	10	10	4	6	3
1980	11	8	10	11	9	5+1=	4	4
1984	4	2	5	3	5	5	3	-
1988	6	12	13	9	4	8	3+1=	6
1992	4	1	5	-	5	7	4	1
1996	3	1	3	4	5+1=	4	3	3
2000	2	1	2	3	6	4	4	7
2004	-	2	-	1	2	2	6	2
2008	-	-	1	1	4	2	2+1=	5

2012	1	4	3	2	4	4+1=	1	2
<b>Totals</b>	<b>70</b>	<b>93</b>	<b>98</b>	<b>99+2=102+3=88+4=</b>	<b>74+4=</b>	<b>62+1=</b>		
<b>Men</b>	<b>Gold</b>	<b>Silver</b>	<b>Bronze</b>	<b>4th</b>	<b>5th</b>	<b>6th</b>	<b>7th</b>	<b>8th</b>
1896	-	1	-	2	2	-	-	-
1900	-	-	-	1=	-	2	-	1
1904	-	-	1	-	2	-	1	-
1906	-	1	1	-	-	-	1=	2
1908	-	1	1	-	-	-	1	1=
1912	-	2	-	1	-	1	-	2
1928	-	2	5	2	3	2	2	-
1932	-	1	2	5	2	3	-	-
1936	3	2	4	2+1=	2	1+1=	3	1
1952	-	1	4	1	1	4	-	2
1956	-	2	1	4	2	1	1	1
1960	2	5	-	6	2	2	2+1=	2
1964	1	3	3	2	2	3+1=	2	2
1968	1	5	4	5	6	2	5	4
1972	4	4	3	7	6	7	5	2
1976	2	4	6	4	5	3	2	2
1980	6	3	5	4	4	3	2	2
1984	2	2	3	2	4	1	-	-
1988	3	4	5	4	1	4	1+1=	3
1992	1	1	2	-	3	5	-	-
1996	1	1	2	2	4	2	1	-
2000	1	1	-	2	2	1	2	5
2004	-	-	-	-	1	1	5	1
2008	-	-	-	1	2	1	-	2
2012	1	2	1	-	1	2	-	2
<b>Totals</b>	<b>28</b>	<b>48</b>	<b>53</b>	<b>56+2=</b>	<b>57</b>	<b>51+2=</b>	<b>35+3=</b>	<b>36+1=</b>

<b>Women</b>	<b>Gold</b>	<b>Silver</b>	<b>Bronze</b>	<b>4th</b>	<b>5th</b>	<b>6th</b>	<b>7th</b>	<b>8th</b>
1928	1	-	1	2	1	1	2	-
1932	-	1	1	2	1	1	1	1
1936	2	2	3	1	-	3	-	-
1952	-	2	1	2	3	1	-	1
1956	-	3	1	1	-	2	-	-
1960	-	3	3	3	1	2	-	1
1964	1	2	-	1	3	1	3	3
1968	2	2	-	2	4	2	6	3
1972	10	6	4	4	5+2=	2	4	1
1976	10	7	7	6	5	1	4	1
1980	5	5	5	7	5	2+1=	2	2
1984	2	-	2	1	1	4	3	-
1988	3	8	8	5	3	4	2	3
1992	3	-	3	-	2	2	4	1
1996	2	-	1	2	1+1=	2	2	3
2000	1	-	2	1	4	3	2	2
2004	-	2	-	1	1	1	1	1
2008	-	-	1	-	2	1	2+1=	3
2012	-	2	2	2	3	2+1=	1	-
<b>Totals</b>	<b>42</b>	<b>45</b>	<b>45</b>	<b>43</b>	<b>45+3=</b>	<b>37+2=</b>	<b>39+1=</b>	<b>26</b>

**Medallists:**

Men		
GER	<b>Dieter Baumann</b>	<b>5000m:</b> 1988-2, <b>1992-1</b>
GDR	Frank Baumgartl	3000mSC: 1976-3
FRG	Hans Baumgartner	LJ: 1972-2
GDR	Volker Beck	400mH: 1980-1; 4x400mR: 1980-2
GDR	Klaus Beer	LJ: 1968-2
FRG	Kurt Bendlin	Dec: 1968-3
GDR	<b>Udo Beyer</b>	<b>SP:</b> 1976-1, 1980-3
FRG	Uwe Beyer	HT: 1964-3,
GER	Erwin Blask	HT: 1936-2
GER	Erich Borchmeyer	4x100mR: 1932-2, 1936-3
GER	Hanns Braun	400m: 1912-2; 800m: 1908-3; MedleyR: 1908-2
GDR	Hartmut Briesenick	SP: 1972-3
GER	Frank Busemann	Dec: 1996-2
GER	Jochen Büchner	400m: 1928-3
GDR	<b>Waldemar Cierpinski</b>	<b>Mar:</b> 1976-1, <b>1980-1</b>
GER	Richard Corts	4x100mR: 1928-2
GER	<b>Bernd Cullmann</b>	<b>4x100mR:</b> 1960-1
FRG	<b>Rolf Danneberg</b>	<b>DT:</b> 1984-1, 1988-3
FRG	Norbert Dobeleit	4x400mR: 1988-3
GDR	<b>Lutz Dombrowski</b>	<b>LJ:</b> 1980-1
GER	Alfred Dompert	3000mSC: 1936-3
GDR	Jörg Drehmel	TJ: 1972-2
GER	Vincent Duncker	110mH: 1906-3
GER	Wolrad Eberle	Dec: 1932-3
FRG	Klaus Ehl	4x100mR: 1972-3
GER	Hans Eicke	MedleyR: 1908-2
GER	Hermann Engelhard	800m: 1928-3; 4x400mR: 1928-2
GER	Stephan Freigang	Mar: 1992-3
GDR	Jörg Freimuth	HJ: 1980-3
GDR	<b>Peter Frenkel</b>	<b>20kmW:</b> 1972-1, 1976-3
GER	Heinz Fütterer	4x100mR: 1956-3
GDR	<b>Hartwig Gauder</b>	<b>50kmW:</b> 1980-1, 1988-3
GER	Hans Geister	4x400mR: 1952-3
GER	Manfred Germar	4x100mR: 1956-3
GER	Erwin Gillmeister	4x100mR: 1936-3
GER	Hans Grodotzki	5000m: 1960-2; 10,000m: 1960-2
GER	Karl-Friedrich Haas	400m: 1956-2; 4x400mR: 1952-3
GER	Helmut Hamann	4x400mR: 1936-3
GDR	Wolfgang Hanisch	JT: 1980-3
GER	Rudolf Harbig	4x400mR: 1936-3
GER	<b>Robert Harting</b>	<b>DT:</b> 2012-1
GER	<b>Armin Hary</b>	<b>100m:</b> 1960-1; <b>4x100mR:</b> 1960-1
GER	<b>Karl Hein</b>	<b>HT:</b> 1936-1
GER	Fritz Hendrix	4x100mR: 1932-2
FRG	Gerd Hennige	400mH: 1968-2; 4x400mR: 1968-3
FRG	Mark Henrich	4x400mR: 1988-3 (ran ht & sf)
GDR	Jens-Peter Herold	1500m: 1988-3
FRG	Bernd Herrmann	4x400mR: 1976-3
FRG	Klaus Hildenbrand	5000m: 1976-3
FRG	Jürgen Hingsen	Dec: 1984-2
GER	Emil Hirschfeld	SP: 1928-3
FRG	Jobst Hirscht	4x100mR: 1972-3
GER	Arthur Hoffmann	MedleyR: 1908-2
GER	Fritz Hofmann	100m: 1896-2
FRG	Franz-Peter Hofmeister	4x400mR: 1976-3
GER	<b>Willi Holdorf</b>	<b>Dec:</b> 1964-1
GER	Raphael Holzdeppe	PV: 2012-3
GER	Gerd Hornberger	4x100mR: 1936-3
GER	Hubert Houben	4x100mR: 1928-2
GDR	<b>Christoph Höhne</b>	<b>50kmW:</b> 1968-1
FRG	Edgar Itt	4x400mR: 1988-3
FRG	Martin Jellinghaus	4x400mR: 1968-3
GER	Arthur Jonath	100m: 1932-3; 4x100mR: 1932-2
GDR	Stefan Junge	HJ: 1972-2
GER	Jo Kaiser	4x400mR: 1960-2
FRG	<b>Bernd Kannenberg</b>	<b>50kmW:</b> 1972-1
GER	Carl Kaufmann	400m: 1960-2; 4x400mR: 1960-2
FRG	Manfred Kinder	4x400mR: 1960-2, 1968-3
FRG	Karl-Heinz Klotz	4x100mR: 1972-3
GDR	Andreas Knebel	4x400mR: 1980-2
GER	Lothar Knörzer	4x100mR: 1956-3
GDR	Manfred Kokot	4x100mR: 1976-2
FRG	Guido Kratschmer	Dec: 1976-2
GER	Richard Krebs	4x400mR: 1928-2
FRG	Lothar Krieg	4x400mR: 1976-3

GER	Walter Krüger	JT: 1960-2	FRG	Paul-Heinz Wellmann	1500m: 1976-3
FRG	Bodo Kuhn	4x400mR: 1988-3 (ran ht)	FRG	Siegfried Wentz	Dec: 1984-3
GDR	Hansjörg Kunze	5000m: 1988-3	GDR	<b>Gerd Wessig</b>	<b>HJ: 1980-1</b>
GDR	Klaus-Dieter Kurrat	4x100mR: 1976-2	GDR	Roland Wieser	20kmW: 1980-3
GER	Helmut Körnig	200m: 1928-3; 4x100mR: 1928-2, 1932-2	GER	<b>Hans Woelke</b>	<b>SP: 1936-1</b>
GER	Georg Lammers	100m: 1928-3; 4x100mR: 1928-2	FRG	<b>Klaus Wolfermann</b>	<b>JT: 1972-1</b>
GER	<b>Martin Lauer</b>	<b>4x100mR: 1960-1</b>	FRG	Gerard Wucherer	4x100mR: 1972-3
GER	Klaus Lehnertz	PV: 1964-3	GER	Friedrich von Stülpnagel	4x400mR: 1936-3
GER	Wilhelm Leichum	4x100mR: 1936-3	Women		
GER	Hans Liesche	HJ: 1912-2	GDR	<b>Rosemarie Ackermann</b>	<b>HJ: 1976-1</b>
GER	Dieter Lindner	20kmW: 1964-2	GDR	<b>Ingrid Auerswald/Lange</b>	<b>100m: 1980-3; 4x100mR: 1980-1, 1988-2</b>
GER	Luz Long	LJ: 1936-2	GDR	Karin Balzer	80mH: 1964-1; 100mH: 1972-3
GER	Werner Lueg	1500m: 1952-3	FRG	Marion Becker	JT: 1976-2
FRG	Ralf Lübke	4x400mR: 1988-3	GDR	Anke Behmer	Hep: 1988-3
GER	<b>Walter Mahlendorf</b>	<b>4x100mR: 1960-1</b>	GDR	Kerstin Behrendt	4x100mR: 1988-2
GDR	Lothar Milde	DT: 1968-2	GER	Anni Biechl	4x100mR: 1960-2
GDR	<b>Thomas Munkelt</b>	<b>110mH: 1980-1</b>	GER	Gisela Birkemeyer	80mH: 1956-2, 1960-3
FRG	<b>Dietmar Mögenburg</b>	<b>HJ: 1984-1</b>	GDR	<b>Carla Bodendorf</b>	<b>4x100mR: 1976-1</b>
FRG	Helmar Müller	4x400mR: 1968-3	GER	Ellen Braumüller	JT: 1932-2
GER	Hermann Müller	3000m: 1906-2	GER	Sabine Braun	Hep: 1992-3
GER	Otto Neumann	4x400mR: 1928-2	GDR	<b>Christina Brehmer/Lathan</b>	400m: 1976-2, 1980-3; <b>4x400mR: 1976-1, 1980-2</b>
GDR	<b>Wolfgang Nordwig</b>	<b>PV: 1968-3, 1972-1</b>	GER	Grit Breuer	4x400mR: 1988-3 (ran ht), 1996-3
GER	Harald NorpOTH	5000m: 1964-2	GDR	Sabine Busch	4x400mR: 1988-3
GER	Björn Otto	PV: 2012-2	FRG	Gaby Bussmann	4x400mR: 1984-3
GDR	Frank Paschek	LJ: 1980-2	FRG	Inge Bödding	4x400mR: 1972-3
GDR	Jörg Pfeifer	4x100mR: 1976-2	GER	Hildrun Claus	LJ: 1960-3
FRG	Klaus Ploghaus	HT: 1984-3	GER	Ursula Donath	800m: 1960-3
GER	Leo Pohl	4x100mR: 1956-3	GER	<b>Heike Drechsler</b>	100m: 1988-3; 200m: 1988-3; <b>LJ: 1988-2, 1992-1, 2000-1</b>
GDR	Hans-Georg Reimann	20kmW: 1972-3, 1976-2	GDR	Katrin Dörre	Mar: 1988-3
GER	Wolfgang Reinhardt	PV: 1964-2	GDR	<b>Bärbel Eckert/Wöckel</b>	<b>200m: 1976-1, 1980-1; 4x100mR: 1976-1, 1980-1</b>
GER	Jochen Reske	4x400mR: 1960-2	GDR	<b>Anneliese Ehrhardt</b>	<b>100mH: 1972-1</b>
GER	Klaus Richtzenhain	1500m: 1956-2	GDR	Kirsten Emmelmann	4x400mR: 1988-3
GER	<b>Lars Riedel</b>	<b>DT: 1996-1, 2000-2</b>	FRG	Sabine Everts	Hep: 1984-3
FRG	Karl-Hans Riehm	HT: 1984-2	FRG	<b>Hildegard Falck</b>	<b>800m: 1972-1; 4x400mR: 1972-3</b>
GDR	Jochen Sachse	HT: 1972-2	GDR	<b>Petra Felke</b>	<b>JT: 1988-1</b>
GER	Herbert Schade	5000m: 1952-3	GDR	Ellen Fiedler	400mH: 1988-3
GDR	Frank Schaffer	400m: 1980-3; 4x400mR: 1980-2	GER	<b>Tilly Fleischer</b>	<b>JT: 1932-3, 1936-1</b>
GDR	<b>Christian Schenk</b>	<b>Dec: 1988-1</b>	GER	Karen Forkel	JT: 1992-3
FRG	Claus Schiprowski	PV: 1968-2	GDR	<b>Ruth Fuchs</b>	<b>JT: 1972-1, 1976-1</b>
FRG	Harald Schmid	400mH: 1984-3; 4x400mR: 1976-3	GDR	Diana Gansky	DT: 1988-2
GDR	Wolfgang Schmidt	DT: 1976-2	GER	Renate Garisch-Culmberger	SP: 1964-2
GER	<b>Jürgen Schult</b>	<b>DT: 1988-1, 1992-2</b>	FRG	Heide Gaugel	4x400mR: 1984-3
GER	<b>Nils Schumann</b>	<b>800m: 2000-1</b>	GDR	<b>Margitta Gummel</b>	<b>SP: 1968-1, 1972-2</b>
GER	Florian Schwarthoff	110mH: 1996-3	GER	Betty Heidler	HT: 2012-3
GER	Günter Steines	4x400mR: 1952-3	GER	Jutta Heine	200m: 1960-2; 4x100mR: 1960-2
GER	Karl Storch	HT: 1952-2	GDR	Christina Heinich	4x100mR: 1972-2
GER	David Storl	SP: 2012-2	GDR	<b>Martina Hellmann</b>	<b>DT: 1988-1</b>
GER	Harry Storz	4x400mR: 1928-2	FRG	Inge Helten	100m: 1976-3; 4x100mR: 1976-2
GDR	Jürgen Straub	1500m: 1980-2	GER	Brunhilde Hendrix	4x100mR: 1960-2
GER	<b>Gerhard Stöck</b>	<b>SP: 1936-3; JT: 1936-1</b>	GER	<b>Heike Henkel</b>	<b>HJ: 1992-1</b>
GDR	Klaus Thiele	4x400mR: 1980-2	GDR	Gabriele Hinzmänn	DT: 1976-3
GDR	Alexander Thieme	4x100mR: 1976-2	GDR	Gunhild Hoffmeister	800m: 1972-3; 1500m: 1972-2, 1976-2
GDR	<b>Ulf Timmermann</b>	<b>SP: 1988-1</b>	GER	Anni Holdmann	4x100mR: 1928-3
GER	Andrei Tiwontschik	PV: 1996-3	GDR	Ute Hommlola	JT: 1980-3
GER	Otto Trieloff	MedleyR: 1908-2	GDR	Sabine John	Hep: 1988-2
FRG	Bodo Tümmler	1500m: 1968-3	GER	Leni Junker	4x100mR: 1928-3
GER	Heinz Ulzheimer	800m: 1952-3; 4x400mR: 1952-3	GDR	Evelin Käufer	4x100mR: 1972-2
FRG	Jörg Vaihinger	4x400mR: 1988-3	GER	Elfriede Kaun	HJ: 1936-3
GER	Harry Voigt	4x400mR: 1936-3	GER	Rosa Kellner	4x100mR: 1928-3
GDR	Torsten Voss	Dec: 1988-2	GDR	Jutta Kirst	HJ: 1980-3
FRG	Hans-Joachim Walde	Dec: 1964-3, 1968-2			
GDR	Frank Wartenberg	LJ: 1976-3			
GER	Ronald Weigel	20kmW: 1988-2; 50kmW: 1988-2, 1992-3			
GER	Paul Weinstein	HJ: 1904-3			

GER	Linda Kisabaka	4x400mR: 1996-3
GDR	Ulrike Klapezynski	1500m: 1976-3
GER	Helga Klein	4x100mR: 1952-2
GER	Nadine Kleinert	SP: 2004-2
GDR	<b>Johanna Klier</b>	<b>100mH: 1976-1</b> , 1980-2
GER	Ursula Knab	4x100mR: 1952-2
GDR	Beate Koch	JT: 1988-3
GDR	<b>Marita Koch</b>	<b>400m: 1980-1</b> ; 4x400mR: 1980-2
FRG	<b>Christiane Krause</b>	<b>4x100mR: 1972-1</b>
GER	Käthe Krauss	100m: 1936-3
FRG	Annegret Kroniger	4x100mR: 1976-2
GDR	Barbara Krug	4x400mR: 1980-2
GER	Luise Krüger	JT: 1936-2
GER	Astrid Kumbornuss	SP: 1996-1, 2000-3
GDR	<b>Dagmar Käsling</b>	<b>4x400mR: 1972-1</b>
GDR	<b>Rita Kühne</b>	<b>4x400mR: 1972-1</b>
GER	Martha Langbein	4x100mR: 1960-2
GDR	Marita Lange	SP: 1968-2
GDR	Christine Laser	Pen: 1976-2
FRG	Nicole Leistenschneider	4x400mR: 1984-3 (ran ht)
FRG	<b>Claudia Losch</b>	<b>SP: 1984-1</b>
GER	Ingrid Lotz	DT: 1964-2
GDR	Gabriele Löwe	4x400mR: 1980-2
GER	Johanna Lüttge	SP: 1960-2
GDR	<b>Doris Maletzki</b>	<b>4x400mR: 1976-1</b>
GER	<b>Gisela Mauermayer</b>	<b>DT: 1936-1</b>
FRG	<b>Ulrike Meyfarth</b>	<b>HJ: 1972-1, 1984-1</b>
FRG	<b>Ingrid Mickler</b>	<b>Pen: 1968-1; 4x100mR: 1972-1</b>
GER	Paula Mollenhauer	DT: 1936-3
GDR	Silke Möller	4x100mR: 1988-2
GDR	<b>Romy Müller</b>	<b>4x100mR: 1980-1</b>
GER	Kirsten Münchow	HT: 2000-3
GER	Kathrin Neimke	SP: 1988-2, 1992-3
GER	Steffi Nerius	JT: 2004-2
GDR	Dagmar Neubauer	4x400mR: 1988-3
GER	Christina Obergföll	JT: 2008-3, 2012-2
GDR	<b>Marlies Oelsner/Göhr</b>	100m: 1980-2; <b>4x100mR: 1976-1, 1980-1, 1988-2</b>
GER	Marga Petersen	4x100mR: 1952-2
GDR	Burglinde Pollak	Pen: 1972-3, 1976-3
FRG	Elvira Possekkel	4x100mR: 1976-2
GDR	Margitta Pufe	SP: 1980-3
GER	<b>Lina Radke</b>	<b>800m: 1928-1</b>
GER	<b>Silke Renk</b>	<b>JT: 1992-1</b>
FRG	<b>Annegret Richter</b>	<b>100m: 1976-1</b> ; 200m: 1976-2; <b>4x100mR: 1972-1, 1976-2</b>
GDR	<b>Brigitte Rohde</b>	<b>4x400mR: 1976-1</b>
GER	Uta Rohländer	4x400mR: 1996-3
FRG	<b>Heide Rosendahl</b>	<b>LJ: 1972-1</b> ; Pen: 1972-2; <b>4x100mR: 1972-1</b>
GER	Anja Rücker	4x400mR: 1996-3
FRG	Annette Rückes	4x400mR: 1972-3
GER	Maria Sander	80mH: 1952-3; 4x100mR: 1952-2
GDR	Petra Schersing	400m: 1988-2; 4x400mR: 1988-3
GDR	<b>Evelin Schlaak/Jahl</b>	<b>DT: 1976-1, 1980-1</b>
GER	Leni Schmidt	4x100mR: 1928-3
FRG	Heike Schulte-Mattler	4x400mR: 1984-3
GER	Lilly Schwarzkopf	Hep: 2012-2
GDR	<b>Helga Seidler</b>	<b>4x400mR: 1972-1</b>
GDR	Gloria Siebert	100mH: 1988-2
GDR	<b>Siegrun Siegl</b>	<b>Pen: 1976-1</b>
GDR	<b>Ilona Slupaniek</b>	<b>SP: 1980-1</b>
GER	Linda Stahl	JT: 2012-3
GDR	<b>Renate Stecher</b>	<b>100m: 1972-1, 1976-2</b> ; <b>200m: 1972-1, 1976-3</b> ; <b>4x100mR: 1972-2, 1976-1</b>

GER	Anni Steuer	80mH: 1936-2
GDR	<b>Ellen Streidt</b>	400m: 1976-3; <b>4x400mR: 1976-1</b>
GDR	Bärbel Struppert	4x100mR: 1972-2
GER	Christa Stubnick	100m: 1956-2; 200m: 1956-2
FRG	Christina Sussiek	4x400mR: 1984-3 (ran ht)
FRG	Ute Thimm	4x400mR: 1984-3
GDR	Jacqueline Todten	JT: 1972-2
GDR	<b>Angela Voigt</b>	<b>LJ: 1976-1</b>
GDR	Christine Wachtel	800m: 1988-2
GDR	Christiane Wartenberg	1500m: 1980-2
GER	Marianne Werner	SP: 1952-2, 1956-3
FRG	Liesel Westermann	DT: 1968-2
FRG	Rita Wilden	400m: 1972-2; 4x400mR: 1972-3
GDR	<b>Sigrun Wodars</b>	<b>800m: 1988-1</b>
GDR	Brigitte Wujak	LJ: 1980-2
GER	<b>Ilke Wyludda</b>	<b>DT: 1996-1</b>
FRG	Claudia Zaczekiewicz	100mH: 1988-3
GDR	<b>Monika Zehrt</b>	<b>400m: 1972-1; 4x400mR: 1972-1</b>
GDR	Elfi Zinn	800m: 1976-3

---

**GHA / Ghana**


---

**Years Competed:** 1952-1960-1964-1968-1972-1984-1988-1992-1996-2000-2004-2008-2012

**Placing Tables:**

Overall	Gold	Silver	Bronze	4th	5th	6th	7th	8th
1964	-	-	-	-	-	-	1	-
1972	-	-	-	1	-	-	1	-
2004	-	-	-	-	-	1	-	-
<b>Totals</b>	-	-	-	<b>1</b>	-	<b>2</b>	<b>2</b>	-

Men	Gold	Silver	Bronze	4th	5th	6th	7th	8th
1964	-	-	-	-	-	-	1	-
1972	-	-	-	1	-	-	-	-
2004	-	-	-	-	-	1	-	-
<b>Totals</b>	-	-	-	<b>1</b>	-	<b>1</b>	<b>1</b>	-

Women	Gold	Silver	Bronze	4th	5th	6th	7th	8th
1972	-	-	-	-	-	1	1	-
<b>Totals</b>	-	-	-	-	-	<b>1</b>	<b>1</b>	-

**Best Placings:**

Men	Joshua Owusu	LJ: 1972-4
Women	Alice Annum	100m: 1972-6

---

**GIB / Gibraltar**


---

No competitors

---

**GRE / Greece**


---

**Years Competed:** All

**Placing Tables:**

Overall	Gold	Silver	Bronze	4th	5th	6th	7th	8th
1896	1	3	4+2=	2	4	2	2	2
1900	-	-	-	1	1	-	-	-
1904	-	-	1	-	1	-	-	-
1906	1	2	3+1=	3	5+2=	2	3+1=	1
1908	-	2+1=	-	1	1	1+1=	-	-

1912	1	-	1	-	-	-	-	-
1932	-	-	-	-	-	-	1	-
1936	-	-	-	-	-	2	-	-
1948	-	-	-	-	-	-	1	-
1956	-	-	1	-	-	-	-	1
1968	-	-	-	1	-	-	-	-
1972	-	-	-	-	-	1=	-	-
1992	1	-	-	-	-	1	-	-
1996	-	1	-	1	1	1	-	-
2000*	2	2	-	-	1	1	2	-
2004	2	2	1	-	-	1	1	1
2008	-	-	1	-	-	-	-	1
2012	-	-	-	-	-	-	2	-
<b>Totals*</b>	<b>8</b>	<b>12+1=</b>	<b>12+3=</b>	<b>9</b>	<b>14+2=</b>	<b>11+2=</b>	<b>12+1=</b>	<b>6</b>

Men	Gold	Silver	Bronze	4th	5th	6th	7th	8th
1896	1	3	4+2=	2	4	2	2	2
1900	-	-	-	1	1	-	-	-
1904	-	-	1	-	1	-	-	-
1906	1	2	3+1=	3	5+2=	2	3+1=	1
1908	-	2+1=	-	1	1	1+1=	-	-
1912	1	-	1	-	-	-	-	-
1932	-	-	-	-	-	-	1	-
1936	-	-	-	-	-	2	-	-
1948	-	-	-	-	-	-	1	-
1956	-	-	1	-	-	-	-	1
1968	-	-	-	1	-	-	-	-
1972	-	-	-	-	-	1=	-	-
1992	-	-	-	-	-	1	-	-
1996	-	-	-	-	-	1	-	-
2000	1	-	-	-	-	1	-	-
2004	-	-	-	-	-	1	-	-
2008	-	-	-	-	-	-	-	1
2012	-	-	-	-	-	-	2	-
<b>Totals</b>	<b>4</b>	<b>7+1=</b>	<b>10+3=</b>	<b>8</b>	<b>12+2=</b>	<b>11+2=</b>	<b>9+1=</b>	<b>5</b>

Women	Gold	Silver	Bronze	4th	5th	6th	7th	8th
1992	1	-	-	-	-	-	-	-
1996	-	1	-	1	1	-	-	-
2000*	1	2	-	-	1	-	2	-
2004	2	2	1	-	-	-	1	1
2008	-	-	1	-	-	-	-	-
<b>Totals*</b>	<b>4</b>	<b>5</b>	<b>2</b>	<b>1</b>	<b>2</b>	<b>-</b>	<b>3</b>	<b>1</b>

**Medallists:**

Men	Eváγγελος Damaskos	PV: 1896-3=
	Themistoklis Diakides	HJ: 1906-3=
	Mihaíl Dorizas	StoneT: 1906-3; JT FS: 1908-2
	<b>Nikólaos Georgantas</b>	<b>StoneT: 1906-1</b> ; DT: 1904-3, 1906-2; DT GS: 1906-2
	Dimítrios Golemís	800m: 1896-3
	Miltiádis Gouskos	SP: 1896-2
	<b>Kostás Kénteris</b>	<b>200m: 2000-1</b>
	<b>Spyridon Louis</b>	<b>Mar: 1896-1</b>
	Yeóryios Papisideris	SP: 1896-3
	Panayiótis Paraskevopoulos	DT: 1896-2
	Ioánnis Persakis	TJ: 1896-3
	Yeóryios Roubanis	PV: 1956-3
	Yeóryios Saridakis	3000m: 1906-3
	Konstadínos Spetsiotis	1500mW: 1906-3
	Ioánnis Theodoropoulos	PV: 1896-3=
	<b>Kóstas Tsiklītiras</b>	StandingHJ: 1908-2=, 1912-3; <b>StandingLJ: 1908-2, 1912-1</b>
	Kharilaos Vasilakos	Mar: 1896-2
	Sotírios Versis	DT: 1896-3
Women	Niki Bakogianni	HJ: 1996-2
	Chrisopiýí Devetzí	TJ: 2004-2, 2008-3
	<b>Faní Halkiá</b>	<b>400mH: 2004-1</b>

Anastasia Kelesidou DT: 2000-2, 2004-2  
 Miréla Manjani JT: 2000-2, 2004-3  
**Paraskeví Patoulídoú 100mH: 1992-1**  
 Katerína Thánou 100m: 2000-1\*  
**Athanasía Tsoumeléka 20kmW: 2004-1**

\* The IOC have declared that Katerína Thánou is not to be upgraded to gold in the 2000 100m, despite the doping disqualification of original winner of that race, Marion Jones USA. The actual Olympic medal tallies for Greece are therefore: Overall – 7 gold, 13 silver plus one shared, 12 bronze plus three shared; Women – 3 gold, 6 silver, 2 bronze

**GRN / Grenada**

**Years Competed:** 1984-1988-1992-1996-2000-2004-2008-2012

**Placing Tables:**

Men	Gold	Silver	Bronze	4th	5th	6th	7th	8th
2004	-	-	-	1	-	-	-	-
2012	1	-	-	-	-	-	-	-
<b>Totals</b>	<b>1</b>	<b>-</b>	<b>-</b>	<b>1</b>	<b>-</b>	<b>-</b>	<b>-</b>	<b>-</b>

**Medallists:**

Men	<b>Kirani James</b>	<b>400m: 2012-1</b>
Women	No medals; best placing:	
	Jacinta Bartholomew	LJ: 1984-17Q

**GUA / Guatemala**

**Years Competed:** 1952-1968-1972-1984-1988-1996-2000-2004-2008-2012

**Placing Tables:**

Men	Gold	Silver	Bronze	4th	5th	6th	7th	8th
2012	-	1	-	-	-	-	-	-
<b>Totals</b>	<b>-</b>	<b>1</b>	<b>-</b>	<b>-</b>	<b>-</b>	<b>-</b>	<b>-</b>	<b>-</b>

**Medallists:**

Men	Erick Barrondo	20kmW: 2012-2
Women	No medals; best placing:	
	Christa Schumann	100m: 1984-7q3; 200m: 1984-7q2

**GUI / Guinea**

**Years Competed:** 1980-1988-1992-1996-2000-2004-2008-2012

**Best Placings:**

Men	Joseph Loua	200m: 1996-7q4
Women	Aminata Konate	100m: 1992-7h7
	Aissata Touré	100m: 2012-7h1

**GUM / Guam**

**Years Competed:** 1988-1992-1996-2000-2004-2008-2012

**Best Placings:**

Men	Richard Bentley	400mH: 1992-7h6
	Derek Mandell	800m: 2012-7h1
	David Wilson	200m: 1996-7h2
Women	Amy Atkinson	800m: 2012-5h3

**GUY / Guyana**

**Years Competed:** 1948-1956-1960-1968-1980-1984-1988-1992-1996-2000-2004-2008-2012

*Competed as BGU / British Guyana up to 1964*

**Best Placings:**

Men James Gilkes 100m: 1980-5s2; 200m: 1980-5s1  
Women Aliann Pompey 400m: 2008-4s1

**HAI / Haiti**

**Years Competed:** 1924-1928-1932-1972-1976-1984-1988-1992-1996-2000-2004-2008-2012

**Placing Tables:**

Men	Gold	Silver	Bronze	4th	5th	6th	7th	8th
1928	-	1	-	-	-	-	-	-
2000	-	-	-	-	-	-	1	-
<b>Totals</b>	-	<b>1</b>	-	-	-	-	<b>1</b>	-

**Medallists:**

Men Silvio Cator LJ: 1928-2  
Women No medals; best placing:  
Nadine Faustin-Parker 100mH: 2004-8s1  
Marlena Wesh 400m: 2012-8s3

**HKG / Hong Kong, China**

**Years Competed:** 1964-1984-1988-1992-1996-2000-2004-2008-2012

**Best Placings:**

Men Lam Tin Sau HJ: 1984-26=Q  
Women Winnie Ng Mar: 1984-31

**HON / Honduras**

**Years Competed:** 1968-1976-1984-1988-1992-1996-2000-2004-2008-2012

**Best Placings:**

Men Rolando Palacios 200m: 2008-7q1  
Women Jeimy Bernárdez 100mH: 2012-7h4

**HUN / Hungary**

**Years Competed:** 1896-1900-1904-1906-1908-1912-1924-1928-1932-1936-1948-1952-1956-1960-1964-1968-1972-1976-1980-1988-1992-1996-2000-2004-2008-2012

**Placing Tables:**

Overall	Gold	Silver	Bronze	4th	5th	6th	7th	8th
1896	-	1	2	1	-	-	-	-
1900	1	-	1	1+1=	2	-	1	-
1904	-	-	-	1	1	-	-	-
1906	1	3	1	-	2+1=	1	1	1
1908	-	1=	1	1	-	-	3	1
1912	-	-	1	-	-	1	1	-
1924	-	1	-	1	1	-	-	-
1928	-	1	-	-	-	-	-	2
1932	-	-	-	-	1	1	-	1

1936	1	-	-	-	-	1+2=	1	1
1948	2	-	1	1	1	-	1	-
1952	1	-	4	-	1	-	2	1
1956	-	2	-	2	2	1	2	-
1960	-	1	2	1	-	-	1	-
1964	-	3	1	2	3	1	1	-
1968	2	1	4	2	1	-	-	-
1972	-	-	-	-	3	1+1=	2	3
1976	1	-	-	-	1	-	-	1
1980	-	-	-	1	2	-	1	1
1988	-	-	-	-	-	2	2	1
1992	-	-	-	2	1	-	-	1
1996	1	-	-	-	-	1	-	1
2000	-	-	-	-	-	-	2	1
2004	-	1	-	1	-	1	1	-
2008	-	-	-	1	-	-	-	1
2012	1	-	-	-	-	-	-	-
<b>Totals</b>	<b>11</b>	<b>14+1=</b>	<b>18</b>	<b>18+1=</b>	<b>22+1=</b>	<b>11+3=</b>	<b>22</b>	<b>17</b>

Men	Gold	Silver	Bronze	4th	5th	6th	7th	8th
1896	-	1	2	1	-	-	-	-
1900	1	-	1	1+1=	2	-	1	-
1904	-	-	-	1	1	-	-	-
1906	1	3	1	-	2+1=	1	1	1
1908	-	1=	1	1	-	-	3	1
1912	-	-	1	-	-	1	1	-
1924	-	1	-	1	1	-	-	-
1928	-	1	-	-	-	-	-	2
1932	-	-	-	-	1	1	-	1
1936	-	-	-	-	-	1+2=	1	1
1948	1	-	1	1	1	-	1	-
1952	1	-	4	-	1	-	2	-
1956	-	2	-	2	2	1	1	-
1960	-	1	2	1	-	-	-	-
1964	-	2	1	-	3	-	-	-
1968	1	1	2	-	1	-	-	-
1972	-	-	-	-	3	1+1=	2	1
1976	1	-	-	-	-	-	-	-
1980	-	-	-	1	-	-	1	1
1988	-	-	-	-	-	2	2	1
1992	-	-	-	2	1	-	-	1
1996	1	-	-	-	-	-	-	-
2000	-	-	-	-	-	-	1	1
2004	-	1	-	1	-	1	-	-
2008	-	-	-	1	-	-	-	1
2012	1	-	-	-	-	-	-	-
<b>Totals</b>	<b>8</b>	<b>13+1=</b>	<b>16</b>	<b>14+1=</b>	<b>19+1=</b>	<b>9+3=</b>	<b>17</b>	<b>12</b>

Women	Gold	Silver	Bronze	4th	5th	6th	7th	8th
1936	1	-	-	-	-	-	-	-
1948	1	-	-	-	-	-	-	-
1952	-	-	-	-	-	-	-	1
1956	-	-	-	-	-	-	1	-
1960	-	-	-	-	-	-	1	-
1964	-	1	-	2	-	1	1	-
1968	1	-	2	2	-	-	-	-
1972	-	-	-	-	-	-	-	2
1976	-	-	-	-	1	-	-	1
1980	-	-	-	-	2	-	-	-
1996	-	-	-	-	-	1	-	1
2000	-	-	-	-	-	-	1	-
2004	-	-	-	-	-	-	1	-
<b>Totals</b>	<b>3</b>	<b>1</b>	<b>2</b>	<b>4</b>	<b>3</b>	<b>2</b>	<b>5</b>	<b>5</b>

**Medallists:**

Men **Rudolf Bauer** DT: 1900-1  
Ödön Bodor MedleyR: 1908-3  
**József Csermák** HT: 1952-1  
György Csányi 4x100mR: 1952-3  
Nándor Dáni 800m: 1896-2

Mihály Dávid SP: 1906-2  
 Ödön Földessy LJ: 1952-3  
 Béla Goldoványi 4x100mR: 1952-3  
 Lajos Gönczy HJ: 1900-3, 1906-2  
 Gyula Kellner Mar: 1896-3  
 Antal Kiss 50kmW: 1968-2  
**Balázs Kiss HT: 1996-1**  
 József Kovács 10,000m: 1956-2  
 Miklós Kovács JT: 1912-3  
 Zoltán Kővágó DT: 2004-2  
 Gergely Kulcsár JT: 1960-3, 1964-2, 1968-3  
 Lázár Lovász HT: 1968-3  
 Frigyes Mezei MedleyR: 1908-3  
 István Mudin DT GS: 1906-3; Pen: 1906-2

József Nagy MedleyR: 1908-3  
**Imre Németh HT: 1948-1, 1952-3**

**Miklós Németh JT: 1976-1**  
**Krisztián Pars HT: 2012-1**

Sándor Rozsnyói 3000mSC: 1956-2  
 Antal Róka 50kmW: 1952-3

István Rózsavölgyi 1500m: 1960-3  
 Pál Simon MedleyR: 1908-3

Elemér Somfay Pen: 1924-2  
 István Somodi HJ: 1908-2=

Béla Szepes JT: 1928-2  
 Alajos Szokoly 100m: 1896-3

**György Sztantics 3000m: 1906-1**  
 Géza Varasdi 4x100mR: 1952-3

Vilmos Varjú SP: 1964-3  
 József Várszegi JT: 1948-3

László Zarándi 4x100mR: 1952-3  
**Gyula Zsivótzky HT: 1960-2, 1964-2, 1968-1**

Women Márta Antal JT: 1964-2  
**Ibolya Csák HJ: 1936-1**  
**Olga Gyarmati LJ: 1948-1**  
 Jolán Kleiber DT: 1968-3  
**Angéla Németh JT: 1968-1**  
 Annamária Tóth Pen: 1968-3

#### Medallists Disqualified for Doping Violation by IAAF & IOC:

Men Adrián Annus HT: 2004-1  
 Robert Fazekas DT: 2004-1

#### INA / Indonesia

**Years Competed:** 1952-1956-1960-1972-1976-1984-1988-1996-2000-2004-2008-2012

#### Best Placings:

Men Johannes Kardiono 4x100mR: 1984-6s1  
 Christian Nenepath 4x100mR: 1984-6s1  
 Mohamed Yuhdi Purnomo 4x100mR: 1984-6s1  
 Ernawan Witarasa 4x100mR: 1984-6s1  
 Women Carolina Rieuwpassa 200m: 1972-7q4

#### IND / India

**Years Competed:** 1920-1924-1928-1932-1936-1948-1952-1956-1960-1964-1968-1972-1976-1980-1984-1988-1992-1996-2000-2004-2008-2012

#### Placing Tables:

Overall	Gold	Silver	Bronze	4th	5th	6th	7th	8th
1960	-	-	-	1	-	-	-	1
1964	-	-	-	-	1	-	-	-
1976	-	-	-	-	-	-	1	-

1984	-	-	-	1	-	-	1	-
2004	-	-	-	-	1	-	1	-
2012	-	-	-	-	-	1	-	1
<b>Totals</b>	-	-	-	<b>2</b>	<b>2</b>	<b>1</b>	<b>3</b>	<b>2</b>

Men	Gold	Silver	Bronze	4th	5th	6th	7th	8th
1960	-	-	-	1	-	-	-	1
1964	-	-	-	-	1	-	-	-
1976	-	-	-	-	-	-	1	-
2012	-	-	-	-	-	-	-	1
<b>Totals</b>	-	-	-	<b>1</b>	<b>1</b>	-	<b>1</b>	<b>2</b>

Women	Gold	Silver	Bronze	4th	5th	6th	7th	8th
1984	-	-	-	1	-	-	1	-
2004	-	-	-	-	1	-	1	-
2012	-	-	-	-	-	1	-	-
<b>Totals</b>	-	-	-	<b>1</b>	<b>1</b>	<b>1</b>	<b>2</b>	-

#### Best Placings:

Men Milkha Singh 400m: 1960-4  
 Women P. T. Usha 400mH: 1984-4

*See also Norman Pritchard (British India) under the entry for Great Britain & NI, some historians feel he should be affiliated as Indian*

#### IRI / Iran

**Years Competed:** 1952-1956-1960-1964-1968-1972-1976-1988-1992-1996-2000-2004-2008-2012

#### Placing Tables:

Men	Gold	Silver	Bronze	4th	5th	6th	7th	8th
2012	-	1	-	-	-	-	-	-
<b>Totals</b>	-	<b>1</b>	-	-	-	-	-	-

#### Medallists:

Men Ehsan Hadadi DT: 2012-2  
 Women No medals; best placing:  
 Juliette Geverkof SP: 1964-16Q

#### IRL / Ireland

**Years Competed:** 1924-1928-1932-1948-1952-1956-1960-1964-1968-1972-1976-1980-1984-1988-1992-1996-2000-2004-2008-2012

*Competed with Great Britain in 1896-1920*

#### Placing Tables:

Overall	Gold	Silver	Bronze	4th	5th	6th	7th	8th
1928	1	-	-	-	-	-	-	-
1932	2	-	-	1	-	-	-	1
1956	1	-	-	-	-	-	-	-
1960	-	-	-	1	-	-	-	-
1976	-	-	-	1	-	-	-	-
1980	-	-	-	1	-	-	1	-
1984	-	1	-	-	-	-	-	1
1988	-	-	-	-	-	-	-	1
1992	-	-	-	1	-	1	-	-
2000	-	1	-	-	-	1	-	-
2008	-	-	-	-	-	-	1	1
2012*	-	-	1	-	-	-	-	-
<b>Totals*</b>	<b>4</b>	<b>2</b>	<b>1</b>	<b>5</b>	-	<b>2</b>	<b>2</b>	<b>4</b>

Men	Gold	Silver	Bronze	4th	5th	6th	7th	8th
1928	1	-	-	-	-	-	-	-
1932	2	-	-	1	-	-	-	1



1956	1	-	-	-	-	-	-	-
1960	-	-	-	1	-	-	-	-
1976	-	-	-	1	-	-	-	-
1980	-	-	-	1	-	-	1	-
1984	-	1	-	-	-	-	-	-
1988	-	-	-	-	-	-	-	1
1992	-	-	-	-	-	1	-	-
2008	-	-	-	-	-	-	-	1
2012*	-	-	1	-	-	-	-	-
<b>Totals*</b>	<b>4</b>	<b>1</b>	<b>1</b>	<b>4</b>	<b>-</b>	<b>1</b>	<b>1</b>	<b>3</b>

Women	Gold	Silver	Bronze	4th	5th	6th	7th	8th
1984	-	-	-	-	-	-	-	1
1992	-	-	-	1	-	-	-	-
2000	-	1	-	-	-	1	-	-
2008	-	-	-	-	-	-	1	-
<b>Totals</b>	<b>-</b>	<b>1</b>	<b>-</b>	<b>1</b>	<b>-</b>	<b>1</b>	<b>1</b>	<b>1</b>

**Medallists:**

Men	<b>Ron Delany</b>	<b>1500m: 1956-1</b>
	Robert Heffernan	50kmW: 2012-3*
	<b>Pat O'Callaghan</b>	<b>HT: 1928-1, 1932-1</b>
	<b>Bob Tisdall</b>	<b>400mH: 1932-1</b>
	John Treacy	Mar: 1984-2
Women	Sonia O'Sullivan	5000m: 2000-2

\* Robert Heffernan's upgrade from fourth to 2012 50km bronze, following the doping disqualification of Sergey Kiryapkin RUS, is not publicly confirmed by the IOC as at June 10, 2016. The actual Olympic medal tallies for Ireland are therefore: Overall: 4 gold, 2 silver, 0 bronze; Men – 4 gold, 1 silver, 0 bronze

**IRQ / Iraq**

**Years Competed:** 1948-1960-1964-1980-1988-1996-2000-2004-2008-2012

**Best Placings:**

Men	Moujhed Fahid Khalifa	TJ: 1980-14Q
Women	Dana Abdul Razak	100m: 2012-8q5

**ISL / Iceland**

**Years Competed:** 1936-1948-1952-1956-1960-1964-1968-1972-1976-1980-1984-1988-1992-1996-2000-2004-2008-2012

**Placing Tables:**

Overall	Gold	Silver	Bronze	4th	5th	6th	7th	8th
1956	-	1	-	-	-	-	-	-
1960	-	-	-	-	1	-	-	-
1984	-	-	-	-	-	1	-	-
1992	-	-	-	-	1	-	-	-
2000	-	-	1	-	-	-	1	-
2004	-	-	-	-	1	-	-	-
<b>Totals</b>	<b>-</b>	<b>1</b>	<b>1</b>	<b>-</b>	<b>3</b>	<b>1</b>	<b>1</b>	<b>-</b>

Men	Gold	Silver	Bronze	4th	5th	6th	7th	8th
1956	-	1	-	-	-	-	-	-
1960	-	-	-	-	1	-	-	-
1984	-	-	-	-	-	1	-	-
1992	-	-	-	-	1	-	-	-
<b>Totals</b>	<b>-</b>	<b>1</b>	<b>-</b>	<b>-</b>	<b>2</b>	<b>1</b>	<b>-</b>	<b>-</b>

Women	Gold	Silver	Bronze	4th	5th	6th	7th	8th
2000	-	-	1	-	-	-	1	-
2004	-	-	-	-	1	-	-	-
<b>Totals</b>	<b>-</b>	<b>-</b>	<b>1</b>	<b>-</b>	<b>1</b>	<b>-</b>	<b>1</b>	<b>-</b>

**Medallists:**

Men	Vilhjalmur Einarsson	TJ: 1956-2
Women	Vala Flosadóttir	PV: 2000-3

**ISR / Israel**

**Years Competed:** 1952-1956-1960-1964-1968-1972-1976-1984-1992-1996-2000-2004-2008-2012

**Placing Tables:**

Overall	Gold	Silver	Bronze	4th	5th	6th	7th	8th
1976	-	-	-	-	-	1	-	-
1992	-	-	-	-	-	-	-	1
2000	-	-	-	-	1	-	-	-
2004	-	-	-	-	-	-	-	1
<b>Totals</b>	<b>-</b>	<b>-</b>	<b>-</b>	<b>-</b>	<b>1</b>	<b>1</b>	<b>-</b>	<b>2</b>

Men	Gold	Silver	Bronze	4th	5th	6th	7th	8th
1992	-	-	-	-	-	-	-	1
2000	-	-	-	-	1	-	-	-
2004	-	-	-	-	-	-	-	1
<b>Totals</b>	<b>-</b>	<b>-</b>	<b>-</b>	<b>-</b>	<b>1</b>	<b>-</b>	<b>-</b>	<b>2</b>

Women	Gold	Silver	Bronze	4th	5th	6th	7th	8th
1976	-	-	-	-	-	1	-	-
<b>Totals</b>	<b>-</b>	<b>-</b>	<b>-</b>	<b>-</b>	<b>-</b>	<b>1</b>	<b>-</b>	<b>-</b>

**Best Placings:**

Men	Konstantin Matusевич	HJ: 2000-5
Women	Esther Rot	100mH: 1976-6

**ISV / Virgin Islands (US)**

**Years Competed:** 1968-1972-1976-1984-1988-1992-1996-2000-2004-2008-2012

**Best Placings:**

Men	Brian Morrisette	PV: 1984-15Q
Women	LaVerne Jones-Ferrette	200m: 2012-3s2

**ITA / Italy**

**Years Competed:** 1900-1906-1908-1912-1920-1924-1928-1932-1936-1948-1952-1956-1960-1964-1968-1972-1976-1980-1984-1988-1992-1996-2000-2004-2008-2012

**Placing Tables:**

Overall	Gold	Silver	Bronze	4th	5th	6th	7th	8th
1906	-	-	-	-	1	-	-	-
1908	-	1	-	-	-	-	-	-
1912	-	-	1	-	1	-	-	-
1920	2	-	2	1	1	-	2	-
1924	1	1	-	1	-	1	3	1
1928	-	-	-	1	-	2	-	-
1932	1	-	2	-	2	1	1	1
1936	1	2	2	2+1=	-	1=	1	-
1948	1	3	1	-	-	1	1	1
1952	1	1	-	-	-	1	-	2
1956	-	-	-	2	2	2	-	-
1960	1	-	2	1	1	2	2	-
1964	1	-	1	1	1	1	2	2
1968	-	-	2	-	-	2	2	1
1972	-	-	2	-	-	1	1	2
1976	-	1	-	1	-	4	-	4
1980	3	-	1	1	1	1	1	2
1984	3	1	3	4	4	2	2	1
1988	1	1	1	2	1	1	3	2
1992	-	-	1	3	2	1	1	-
1996	-	2	2	2	1	1	-	-
2000	-	2	-	1	1	1	2	1
2004	2	-	1	-	-	1	1	-

2008	1	-	1	-	1	-	1	-
2012	-	-	1	1	-	1	1	1
<b>Totals</b>	<b>19</b>	<b>15</b>	<b>26</b>	<b>24+1=</b>	<b>20</b>	<b>27+1=</b>	<b>27</b>	<b>21</b>

Men	Gold	Silver	Bronze	4th	5th	6th	7th	8th
1906	-	-	-	-	1	-	-	-
1908	-	1	-	-	-	-	-	-
1912	-	-	1	-	1	-	-	-
1920	2	-	2	1	1	-	2	-
1924	1	1	-	1	-	1	3	1
1928	-	-	-	1	-	1	-	-
1932	1	-	2	-	2	1	1	1
1936	-	2	2	1=	-	1=	1	-
1948	1	1	1	-	-	1	1	1
1952	1	1	-	-	-	1	-	2
1956	-	-	-	2	-	2	-	-
1960	1	-	1	1	-	1	2	-
1964	1	-	1	1	1	1	2	2
1968	-	-	2	-	-	2	2	1
1972	-	-	1	-	-	-	1	2
1976	-	-	-	1	-	3	-	3
1980	2	-	1	-	1	1	1	1
1984	2	-	3	3	4	1	2	1
1988	1	1	1	2	1	-	3	1
1992	-	-	1	3	2	1	-	-
1996	-	-	1	2	-	1	-	-
2000	-	1	-	-	1	1	2	1
2004	2	-	1	-	-	-	-	-
2008	1	-	-	-	1	-	-	-
2012	-	-	1	1	-	-	-	1
<b>Totals</b>	<b>16</b>	<b>8</b>	<b>22</b>	<b>19+1=</b>	<b>16</b>	<b>19+1=</b>	<b>23</b>	<b>18</b>

Women	Gold	Silver	Bronze	4th	5th	6th	7th	8th
1928	-	-	-	-	-	1	-	-
1936	1	-	-	2	-	-	-	-
1948	-	2	-	-	-	-	-	-
1956	-	-	-	-	2	-	-	-
1960	-	-	1	-	1	1	-	-
1972	-	-	1	-	-	1	-	-
1976	-	1	-	-	-	1	-	1
1980	1	-	-	1	-	-	-	1
1984	1	1	-	1	-	1	-	-
1988	-	-	-	-	-	1	-	1
1992	-	-	-	-	-	-	1	-
1996	-	2	1	-	1	-	-	-
2000	-	1	-	1	-	-	-	-
2004	-	-	-	-	-	1	1	-
2008	-	-	1	-	-	-	1	-
2012	-	-	-	-	-	1	1	-
<b>Totals</b>	<b>3</b>	<b>7</b>	<b>4</b>	<b>5</b>	<b>4</b>	<b>8</b>	<b>4</b>	<b>3</b>

**Medallists:**

Men	Fernando Altimani	10,000mW: 1912-3
	Ernesto Ambrosini	3000mSC: 1920-3
	<b>Alessandro Andrei</b>	<b>SP: 1984-1</b>
	Salvatore Antibo	10,000m: 1988-2
	Valerio Arri	Mar: 1920-3
	<b>Stefano Baldini</b>	<b>Mar: 2004-1</b>
	<b>Luigi Beccali</b>	<b>1500m: 1932-1, 1936-3</b>
	Sandro Bellucci	50kmW: 1984-3
	<b>Livio Berruti</b>	<b>200m: 1960-1</b>
	Romeo Bertini	Mar: 1924-2
	<b>Gelindo Bordin</b>	<b>Mar: 1988-1</b>
	<b>Ivano Brugnetti</b>	<b>20kmW: 2004-1</b>
	Gianni Caldana	4x100mR: 1936-2
	Giuseppe Castelli	4x100mR: 1932-3
	<b>Adolfo Consolini</b>	<b>DT: 1948-1, 1952-2</b>
	<b>Alberto Cova</b>	<b>10,000m: 1984-1</b>
	<b>Maurizio Damilano</b>	<b>20kmW: 1980-1, 1984-3, 1988-3</b>

Giovanni De Benedictis	20kmW: 1992-3	
Fabrizio Donato	TJ: 2012-3	
<b>Giuseppe Dordoni</b>	<b>50kmW: 1952-1</b>	
Giovanni Evangelisti	LJ: 1984-3	
<b>Ugo Frigerio</b>	<b>3000m: 1920-1;</b> <b>10,000mW: 1920-1, 1924-1;</b> <b>50kmW: 1932-3</b>	
Giuseppe Gentile	TJ: 1968-3	
Giuseppe Gibilisco	PV: 2004-3	
Tullio Gonnelli	4x100mR: 1936-2	
Alessandro Lambruschini	3000mSC: 1996-3	
Mario Lanzi	800m: 1936-2	
Emilio Lunghi	800m: 1908-2	
Stefano Malinverni	4x400mR: 1980-3	
Ruggero Maregatti	4x100mR: 1932-3	
Orazio Mariani	4x100mR: 1936-2	
<b>Pietro Mennea</b>	<b>200m: 1972-3, 1980-1;</b> <b>4x400mR: 1980-3</b>	
Carlo Monti	4x100mR: 1948-3	
Salvatore Morale	400mH: 1964-3	
Giorgio Oberweger	DT: 1936-3	
Eddy Ottoz	110mH: 1968-3	
<b>Abdon Pamich</b>	<b>50kmW: 1960-3, 1964-1</b>	
Enrico Perucconi	4x100mR: 1948-3	
Elio Ragni	4x100mR: 1936-2	
Gabriele Salviati	4x100mR: 1932-3	
<b>Alex Schwazer</b>	<b>50kmW: 2008-1</b>	
Antonio Siddi	4x100mR: 1948-3	
Michele Tito	4x100mR: 1948-3	
Edgardo Toetti	4x100mR: 1932-3	
Giuseppe Tosi	DT: 1948-2	
Roberto Tozzi	4x400mR: 1980-3	
Nicola Vizzoni	HT: 2000-2	
Mauro Zuliani	4x400mR: 1980-3	
Women	Roberta Brunet	5000m: 1996-3
	Paola Cacchi	1500m: 1972-3
	Edera Cordiale	DT: 1948-2
	<b>Gabriella Dorio</b>	<b>1500m: 1984-1</b>
	Giuseppina Leone	100m: 1960-3
	Fiona May	LJ: 1996-2, 2000-2
	Elisabetta Perrone	10kmW: 1996-2
	Amelia Piccinini	SP: 1948-2
	Elisa Rigauda	20kmW: 2008-3
	<b>Sara Simeoni</b>	<b>HJ: 1976-2, 1980-1, 1984-2</b>
	<b>Ondina Valla</b>	<b>80mH: 1936-1</b>

**IVB / British Virgin Islands**

**Years Competed:** 1984-1988-1992-1996-2000-2004-2008-2012

**Best Placings:**

Men	Eric Matthias	DT: 2008-37Q
Women	Tahesia Harrigan	100m: 2008-5q4

**JAM / Jamaica**

**Years Competed:** 1948-1952-1956-1964-1968-1972-1976-1980-1984-1988-1992-1996-2000-2004-2008-2012

*Competed as part of BWI / British West Indies in 1960*

**Placing Tables:**

	Overall	Gold	Silver	Bronze	4th	5th	6th	7th	8th
1948	1	2	-	1+1=	-	3	-	-	-
1952	2	3	-	-	2	-	-	-	-

1964	-	-	-	4	-	-	-	-
1968	-	1	-	1	-	-	1	-
1972	-	-	1	-	1	-	-	1
1976	1	1	-	-	1	1	1	-
1980	-	-	2	-	-	1	-	-
1984	-	1	2	-	3	1	-	2
1988	-	2	-	3	2	1	2	-
1992	-	3	1	-	2	1	3	-
1996	1	3	2	2	1	2	4	-
2000	-	6	3	2	-	-	1	1
2004	2	1	2	4	4	2	-	1
2008	6	1+2=	2	2	2	5	3	1
2012	4	4	4	2	1	1	3	1
<b>Totals</b>	<b>17</b>	<b>28+2=</b>	<b>19</b>	<b>21+1=</b>	<b>19</b>	<b>18</b>	<b>18</b>	<b>7</b>

Men	Gold	Silver	Bronze	4th	5th	6th	7th	8th
1948	1	2	-	1	-	1	-	-
1952	2	3	-	-	2	-	-	-
1964	-	-	-	3	-	-	-	-
1968	-	1	-	1	-	-	1	-
1972	-	-	1	-	1	-	-	-
1976	1	1	-	-	1	-	1	-
1980	-	-	1	-	-	-	-	-
1984	-	1	-	-	-	1	-	-
1988	-	1	-	1	1	1	1	-
1992	-	1	-	-	-	-	1	-
1996	-	1	1	-	-	1	2	-
2000	-	1	1	1	-	-	1	-
2004	-	1	-	2	2	1	-	1
2008	3	-	-	1	1	2	2	1
2012	3	2	2	-	-	-	2	-
<b>Totals</b>	<b>10</b>	<b>15</b>	<b>6</b>	<b>10</b>	<b>8</b>	<b>7</b>	<b>11</b>	<b>2</b>

Women	Gold	Silver	Bronze	4th	5th	6th	7th	8th
1948	-	-	-	1=	-	2	-	-
1964	-	-	-	1	-	-	-	-
1972	-	-	-	-	-	-	-	1
1976	-	-	-	-	-	1	-	-
1980	-	-	1	-	-	1	-	-
1984	-	-	2	-	3	-	-	2
1988	-	1	-	2	1	-	1	-
1992	-	2	1	-	2	1	2	-
1996	1	2	1	2	1	1	2	-
2000	-	5	2	1	-	-	-	1
2004	2	-	2	2	2	1	-	-
2008	3	1+2=	2	1	1	3	1	-
2012	1	2	2	2	1	1	1	1
<b>Totals</b>	<b>7</b>	<b>13+2=</b>	<b>13</b>	<b>11+1=</b>	<b>11</b>	<b>11</b>	<b>7</b>	<b>5</b>

**Medallists:**

Men	Sanjay Ayre	4x400mR: 2000-2 (ran ht & sf)
	<b>Kemar Bailey-Cole</b>	<b>4x100mR: 2012-1</b> (ran ht)
	James Beckford	LJ: 1996-2
	Michael Blackwood	4x400mR: 2000-2
	Dennis Blake	4x400mR: 1996-3 (ran ht & sf)
	<b>Yohan Blake</b>	100m: 2012-2; 200m: 2012-2; <b>4x100mR: 2012-1</b>
	<b>Usain Bolt</b>	<b>100m: 2008-1, 2012-1;</b> <b>200m: 2008-1, 2012-1;</b> <b>4x100mR: 2008-1, 2012-1</b>
	Howard Burnett	4x400mR: 1988-2 (ran ht)
	Bert Cameron	4x400mR: 1988-2
	<b>Nesta Carter</b>	<b>4x100mR: 2008-1, 2012-1</b>
	Davian Clarke	4x400mR: 1996-3
	Howard Davis	4x400mR: 1988-2
	<b>Michael Frater</b>	<b>4x100mR: 2008-1, 2012-1</b>
	Trevor Graham	4x400mR: 1988-2 (ran ht & sf)
	Winthrop Graham	400mH: 1992-2; 4x400mR: 1988-2

Greg Haughton	400m: 2000-3; 4x400mR: 1996-3, 2000-2
<b>Leslie Laing</b>	<b>4x400mR: 1952-1</b>
Albert Lawrence	4x100mR: 1984-2
Roxbert Martin	4x400mR: 1996-3
Michael McDonald	4x400mR: 1996-3, 2000-2 (ran ht)
Danny McFarlane	400mH: 2004-2; 4x400mR: 2000-2
<b>Herb McKenley</b>	100m: 1952-2; 400m: 1948-2, 1952-2; <b>4x400mR: 1952-1</b>
Greg Meghoo	4x100mR: 1984-2
Lennox Miller	100m: 1968-2, 1972-3
Devon Morris	4x400mR: 1988-2
Hansle Parchment	110mH: 2012-3
<b>Asafa Powell</b>	<b>4x100mR: 2008-1</b>
<b>Don Quarrie</b>	100m: 1976-2; <b>200m: 1976-1, 1980-3;</b> 4x100mR: 1984-2
<b>George Rhoden</b>	<b>400m: 1952-1;</b> <b>4x400mR: 1952-1</b>
Garth Robinson	4x400mR: 1996-3 (ran ht)
Ray Stewart	4x100mR: 1984-2
<b>Dwight Thomas</b>	<b>4x100mR: 2008-1</b> (ran ht)
Warren Weir	200m: 2012-3
Chris Williams	4x400mR: 2000-2
<b>Arthur Wint</b>	<b>400m: 1948-1;</b> 800m: 1948-2, 1952-2; <b>4x400mR: 1952-1</b>
Women	<b>Aleen Bailey</b>
Michelle Burgher	4x400mR: 2000-2 (ran ht), 2004-3
Schillonie Calvert	4x100mR: 2012-2 (ran ht)
<b>Veronica Campbell-Brown</b>	100m: 2004-3, 2012-3; <b>200m: 2004-1, 2008-1;</b> <b>4x100mR: 2000-2, 2004-1, 2012-2</b>
Juliet Cuthbert	100m: 1992-2; 200m: 1992-2; 4x100mR: 1996-3
Nadia Davy	4x400mR: 2004-3
Christine Day	4x400mR: 2012-3
<b>Shelly-Ann Fraser-Pryce</b>	<b>100m: 2008-1, 2012-1;</b> 200m: 2012-2; 4x100mR: 2012-2
Merlene Frazer	4x100mR: 2000-2 (ran ht & sf)
Michelle Freeman	4x100mR: 1996-3
Lorraine Graham	400m: 2000-2; 4x400mR: 2000-2
<b>Deon Hemmings</b>	<b>400mH: 1996-1, 2000-2;</b> 4x400mR: 2000-2
Samantha Henry-Robinson	4x100mR: 2012-2 (ran ht)
Charmaine Howell	4x400mR: 2000-2 (ran ht)
Grace Jackson	200m: 1988-2
<b>Tayna Lawrence</b>	100m: 2000-2; 4x100mR: 2000-2, <b>2004-1</b>
Andria Lloyd	4x100mR: 1996-3 (ran ht)
Shereefa Lloyd	4x400mR: 2008-3, 2012-3 (ran ht)
<b>Beverly McDonald</b>	200m: 2000-3; 4x100mR: 2000-2, <b>2004-1</b> (ran ht)
Nikole Mitchell	4x100mR: 1996-3
Merlene Ottey	100m: 1984-3, 1996-2, 2000-3; 200m: 1980-3, 1984-3, 1992-3, 1996-2; 4x100mR: 1996-3, 2000-2
Sandie Richards	4x400mR: 2000-2, 2004-3
Gillian Russell	4x100mR: 1996-3 (ran ht)
Catherine Scott-Pomales	4x400mR: 2000-2
<b>Sherone Simpson</b>	100m: 2008-2=; <b>4x100mR: 2004-1, 2012-2</b>
Ronetta Smith	4x400mR: 2004-3 (ran ht)
Kerron Stewart	100m: 2008-2=; 200m: 2008-3; 4x100mR: 2012-2

<b>Melaine Walker</b>	<b>400mH: 2008-1</b>
Rosemarie Whyte	4x400mR: 2008-3, 2012-3
Bobby-Gaye Wilkins	4x400mR: 2008-3 (ran ht)
Shericka Williams	400m: 2008-2; 4x400mR: 2008-3, 2012-3
Novlene Williams-Mills	4x400mR: 2004-3, 2008-3, 2012-3

**JOR / Jordan**

**Years Competed:** 1984-1992-1996-2000-2004-2008-2012

**Best Placings:**

Men	Fakhr-El Din Gor	HJ: 1996-34Q
Women	Nada Kawar	SP: 1996-24Q

**JPN / Japan**

**Years Competed:** 1912-1920-1924-1928-1932-1936-1952-1956-1960-1964-1968-1972-1976-1984-1988-1992-1996-2000-2004-2008-2012

**Placing Tables:**

Overall	Gold	Silver	Bronze	4th	5th	6th	7th	8th
1924	-	-	-	-	-	1	-	-
1928	1	1	-	2	-	3	1=	-
1932	1	1	2	1	5	4	1+1=	3
1936	2	2	3	3	3	1+3=	-	-
1952	-	-	-	1	-	2	-	-
1956	-	-	-	-	1	-	1	1
1964	-	-	1	-	1	1	1	1
1968	-	1	-	1	-	-	-	-
1972	-	-	-	-	1	-	-	1
1976	-	-	-	-	-	-	-	1
1984	-	-	-	1	1	-	2	-
1988	-	-	-	1	-	-	-	-
1992	-	2	-	2	-	1	1	2
1996	-	-	1	1	2	-	1	-
2000	1	-	-	-	-	1	2	-
2004	2	-	-	2	2	1	1	-
2008	-	-	1	-	1	-	1	-
2012	-	-	1	1	-	1	1	-
<b>Totals</b>	<b>7</b>	<b>7</b>	<b>9</b>	<b>16</b>	<b>17</b>	<b>16+3=</b>	<b>12+2=</b>	<b>9</b>

Men	Gold	Silver	Bronze	4th	5th	6th	7th	8th
1924	-	-	-	-	-	1	-	-
1928	1	-	-	2	-	3	1=	-
1932	1	1	2	-	4	4	1=	1
1936	2	2	3	2	1	1+3=	-	-
1952	-	-	-	-	-	2	-	-
1956	-	-	-	-	1	-	1	1
1964	-	-	1	-	-	1	-	1
1968	-	1	-	1	-	-	-	-
1972	-	-	-	-	1	-	-	1
1976	-	-	-	-	-	-	-	1
1984	-	-	-	1	1	-	2	-
1988	-	-	-	1	-	-	-	-
1992	-	1	-	1	-	1	-	2
1996	-	-	-	-	1	-	-	-
2000	-	-	-	-	-	1	1	-
2004	1	-	-	2	1	1	-	-
2008	-	-	1	-	1	-	1	-
2012	-	-	1	1	-	1	1	-
<b>Totals</b>	<b>5</b>	<b>5</b>	<b>8</b>	<b>11</b>	<b>11</b>	<b>16+3=</b>	<b>6+2=</b>	<b>7</b>

Women	Gold	Silver	Bronze	4th	5th	6th	7th	8th
1928	-	1	-	-	-	-	-	-
1932	-	-	-	1	1	-	1	2

1936	-	-	-	1	2	-	-	-
1952	-	-	-	1	-	-	-	-
1964	-	-	-	-	1	-	1	-
1992	-	1	-	1	-	-	1	-
1996	-	-	1	1	1	-	1	-
2000	1	-	-	-	-	-	1	-
2004	1	-	-	-	1	-	1	-
<b>Totals</b>	<b>2</b>	<b>2</b>	<b>1</b>	<b>5</b>	<b>6</b>	<b>-</b>	<b>6</b>	<b>2</b>

**Medallists:**

Men	Nobuhara Asahara	4x100mR: 2008-3
	Masao Harada	TJ: 1936-2
	Kenji Kimihara	Mar: 1968-2
	Koichi Morishita	Mar: 1992-2
	<b>Koji Murofushi</b>	<b>HT: 2004-1, 2012-3</b>
	<b>Chuhei Nambu</b>	<b>LJ: 1932-3; TJ: 1932-1</b>
	Shoryu Nan	Mar: 1936-3
	Shuhei Nishida	PV: 1932-2, 1936-2
	<b>Mikio Oda</b>	<b>TJ: 1928-1</b>
	Sueo Oe	PV: 1936-3
	Kenkichi Oshima	TJ: 1932-3
	<b>Kitei Son</b>	<b>Mar: 1936-1</b>

*(Was Korean, Sohn Kee-Chung, but represented Japan in 1936 due to that country's occupation of Korea)*

	Shingo Suetsugu	4x100mR: 2008-3
	<b>Naoto Tajima</b>	<b>LJ: 1936-3; TJ: 1936-1</b>
	Shinji Takahira	4x100mR: 2008-3
	Kokichi Tsuburaya	Mar: 1964-3
	Naoki Tsukahara	4x100mR: 2008-3
Women	Yuko Arimori	Mar: 1992-2, 1996-3
	Kinue Hitomi	800m: 1928-2
	<b>Mizuki Noguchi</b>	<b>Mar: 2004-1</b>
	<b>Naoko Takahashi</b>	<b>Mar: 2000-1</b>

**KAZ / Kazakhstan**

**Years Competed:** 1996-2000-2004-2008-2012

**Placing Tables:**

Overall	Gold	Silver	Bronze	4th	5th	6th	7th	8th
1996	-	-	-	1	-	-	-	1
2000	1	-	-	-	-	1	-	-
2004	-	-	1	-	-	-	-	-
2008	-	-	-	1	-	-	-	-
2012	1	-	-	-	-	-	-	-
<b>Totals</b>	<b>2</b>	<b>-</b>	<b>1</b>	<b>2</b>	<b>-</b>	<b>1</b>	<b>-</b>	<b>1</b>

Men	Gold	Silver	Bronze	4th	5th	6th	7th	8th
1996	-	-	-	1	-	-	-	1
2004	-	-	1	-	-	-	-	-
<b>Totals</b>	<b>-</b>	<b>-</b>	<b>1</b>	<b>1</b>	<b>-</b>	<b>-</b>	<b>-</b>	<b>1</b>

Women	Gold	Silver	Bronze	4th	5th	6th	7th	8th
2000	1	-	-	-	-	1	-	-
2008	-	-	-	1	-	-	-	-
2012	1	-	-	-	-	-	-	-
<b>Totals</b>	<b>2</b>	<b>-</b>	<b>-</b>	<b>1</b>	<b>-</b>	<b>1</b>	<b>-</b>	<b>-</b>

**Medallists:**

Men	Dmitriy Karpov	Dec: 2004-3
Women	Olga Rypakova	TJ: 2012-1
	Olga Shishigina	100mH: 2000-1

*See also USSR for Kazakh medallists of the Soviet era*

**KEN / Kenya**

**Years Competed:** 1956-1960-1964-1968-1972-1984-1988-1992-1996-2000-2004-2008-2012

## Placing Tables:

Overall	Gold	Silver	Bronze	4th	5th	6th	7th	8th
1956	-	-	-	-	-	-	1	-
1960	-	-	-	-	-	1	-	-
1964	-	-	1	-	1	-	-	-
1968	3	4	1	-	-	-	1	-
1972	2	2	2	2	1	1	-	-
1984	1	-	1	2	1	3	2	1
1988	4	2	1	-	-	-	2	3
1992	2	4	2	1	2	-	1	1
1996	1	4	3	2	3	3	-	1
2000	2	3	2	3	3	1	-	-
2004	1	4	2	1	1	2	2	-
2008	6	4	4	3	3	1	3	-
2012	2	4	6	3	3	1	2	-
<b>Totals*</b>	<b>24</b>	<b>31</b>	<b>25</b>	<b>17</b>	<b>18</b>	<b>13</b>	<b>14</b>	<b>6</b>

Men	Gold	Silver	Bronze	4th	5th	6th	7th	8th
1956	-	-	-	-	-	-	1	-
1960	-	-	-	-	-	1	-	-
1964	-	-	1	-	1	-	-	-
1968	3	4	1	-	-	-	1	-
1972	2	2	2	2	1	1	-	-
1984	1	-	1	2	1	3	2	-
1988	4	2	1	-	-	-	2	3
1992	2	4	2	1	2	-	1	1
1996	1	3	3	2	3	2	-	-
2000	2	3	1	2	2	-	-	-
2004	1	2	2	1	1	2	2	-
2008	4	1	4	1	1	-	2	-
2012	2	1	4	-	3	-	1	-
<b>Totals</b>	<b>22</b>	<b>22</b>	<b>22</b>	<b>11</b>	<b>15</b>	<b>9</b>	<b>12</b>	<b>4</b>

Women	Gold	Silver	Bronze	4th	5th	6th	7th	8th
1984	-	-	-	-	-	-	-	1
1996	-	1	-	-	-	1	-	1
2000	-	-	1	1	1	1	-	-
2004	-	2	-	-	-	-	-	-
2008	2	3	-	2	2	1	1	-
2012	-	3	2	3	-	1	1	-
<b>Totals*</b>	<b>2</b>	<b>9</b>	<b>3</b>	<b>6</b>	<b>3</b>	<b>4</b>	<b>2</b>	<b>2</b>

## Medallists:

Men	<b>Charles Asati</b>	<b>4x400mR: 1968-2, 1972-1</b>
	<b>Matthew Birir</b>	<b>3000mSC: 1992-1</b>
	Paul Bitok	5000m: 1992-2, 1996-2
	<b>Amos Biwott</b>	<b>3000mSC: 1968-1</b>
	Mike Boit	800m: 1972-3
	Naftali Bon	4x400mR: 1968-2
	<b>Wilfred Bungei</b>	<b>800m: 2008-1</b>
	Richard Chelimo	10,000m: 1992-2
	<b>Paul Ereng</b>	<b>800m: 1988-1</b>
	Ben Jipcho	3000mSC: 1972-2
	<b>Julius Kariuki</b>	<b>3000mSC: 1988-1</b>
	<b>Kip Keino</b>	<b>1500m: 1968-1, 1972-2;</b> <b>5000m: 1968-2; 3000mSC:</b> <b>1972-1</b>
	<b>Ezekiel Kemboi</b>	<b>3000mSC: 2004-1, 2012-1</b>
	<b>Joseph Keter</b>	<b>3000mSC: 1996-1</b>
	Kipkemboi Kimeli	10,000m: 1988-3
	Eliud Kipchoge	5000m: 2004-3, 2008-2
	Wilson Boit Kipketer	3000mSC: 2000-2
	Stephen Kipkorir	1500m: 1996-3
	<b>Asbel Kiprop</b>	<b>1500m: 2008-1</b>
	Nixon Kiprotich	800m: 1992-2
	Wilson Kiprugut	800m: 1964-3, 1968-2
	<b>Brimin Kipruto</b>	<b>3000mSC: 2004-2, 2008-1</b>
	Wilson Kipsang	Mar: 2012-3
	Moses Kiptanui	3000mSC: 1996-2
	Abel Kirui	Mar: 2012-2
	Timothy Kitum	800m: 2012-3

Samson Kitur	400m: 1992-3
Paul Kipsielei Koech	3000mSC: 2004-3
Peter Koech	3000mSC: 1988-2
Benjamin Kogo	3000mSC: 1968-2
Micah Kogo	10,000m: 2008-3
<b>Julius Korir</b>	<b>3000mSC: 1984-1</b>
<b>Reuben Kosgei</b>	<b>3000mSC: 2000-1</b>
Bernard Lagat	1500m: 2000-3, 2004-2
Thomas Longosiwa	5000m: 2012-3
Richard Matelong	3000mSC: 2008-3
Mike Musyoki	10,000m: 1984-3
Abel Mutai	3000mSC: 2012-3
William Mutwol	3000mSC: 1992-3
<b>Noah Ngeny</b>	<b>1500m: 2000-1</b>
<b>John Ngugi</b>	<b>5000m: 1988-1</b>
<b>Hezekiah Nyamau</b>	<b>4x400mR: 1968-2, 1972-1</b>
Fred Onyancha	800m: 1996-3
<b>Robert Ouko</b>	<b>4x400mR: 1972-1</b>
<b>Peter Rono</b>	<b>1500m: 1988-1</b>
Daniel Rudisha	4x400mR: 1968-2
<b>David Rudisha</b>	<b>800m: 2012-1</b>
<b>Julius Sang</b>	<b>400m: 1972-3; 4x400mR:</b> <b>1972-1</b>
Patrick Sang	3000mSC: 1992-2
Edwin Soi	5000m: 2008-3
<b>William Tanui</b>	<b>800m: 1992-1</b>
<b>Naftali Temu</b>	<b>5000m: 1968-3; 10,000m:</b> <b>1968-1</b>
Paul Tergat	10,000m: 1996-2, 2000-2
Eric Wainaina	Mar: 1996-3, 2000-2
Douglas Wakiihuru	Mar: 1988-2
<b>Samuel Wanjiru</b>	<b>Mar: 2008-1</b>
Alfred Kirwa Yego	800m: 2008-3
Milcah Chemos	3000mSC: 2012-3*
Joyce Chepchumba	Mar: 2000-3
Vivian Cheruiyot	5000m: 2012-2; 10,000m: 2012-3
<b>Pamela Jelimo</b>	<b>800m: 2008-1</b>
Eunice Jepkorir	3000mSC: 2008-2
Janet Jepkosgei	800m: 2008-2
Priscah Jeptoo	Mar: 2012-2
Sally Kipyego	10,000m: 2012-2
Pauline Konga	5000m: 1996-2
<b>Nancy Jebet Langat</b>	<b>1500m: 2008-1</b>
Catherine Ndereba	Mar: 2004-2, 2008-2
Isabella Ochichi	5000m: 2004-2

Women

\* Milcah Chemos's upgrade from fourth to 2012 3000mSC bronze, following the doping disqualification of Yuliya Zaripova RUS, is not publicly confirmed by the IOC as at June 10, 2016. The actual Olympic medal tallies for Kenya are therefore: Overall – 24 gold, 31 silver, 25 bronze; Women – 2 gold, 9 silver, 2 bronze

## KGZ / Kyrgyzstan

Years Competed: 1996-2000-2004-2008-2012

## Best Placings:

Men	Boris Kaveshnikov	800m: 1996-5h6
Women	Irina Bogacheva	Mar: 2000-14

See also USSR for Kyrgyz medallists of the Soviet era

## KIR / Kiribati

Years Competed: 2004-2008-2012

## Best Placings:

Men	Kakianako Nariki	100m: 2004-7h2
	Nooa Takooa	100m: 2012-7h4
Women	Kaitinano Mwemweata	100m: 2004-7h4

**KOR / (South) Korea**

**Years Competed:** 1948-1952-1956-1960-1964-1968-1972-1984-1988-1992-1996-2000-2004-2008-2012

**Placing Tables:**

Overall	Gold	Silver	Bronze	4th	5th	6th	7th	8th
1952	-	-	-	1	-	-	-	-
1956	-	-	-	1	-	-	-	-
1984	-	-	-	-	-	-	-	1
1988	-	-	-	-	-	-	-	1=
1992	1	-	-	-	-	-	-	-
1996	-	1	-	-	-	-	-	1
<b>Totals</b>	<b>1</b>	<b>1</b>	<b>-</b>	<b>2</b>	<b>-</b>	<b>-</b>	<b>-</b>	<b>2+1=</b>

Men	Gold	Silver	Bronze	4th	5th	6th	7th	8th
1952	-	-	-	1	-	-	-	-
1956	-	-	-	1	-	-	-	-
1984	-	-	-	-	-	-	-	1
1992	1	-	-	-	-	-	-	-
1996	-	1	-	-	-	-	-	1
<b>Totals</b>	<b>1</b>	<b>1</b>	<b>-</b>	<b>2</b>	<b>-</b>	<b>-</b>	<b>-</b>	<b>2</b>

Women	Gold	Silver	Bronze	4th	5th	6th	7th	8th
1988	-	-	-	-	-	-	-	1=
<b>Totals</b>	<b>-</b>	<b>-</b>	<b>-</b>	<b>-</b>	<b>-</b>	<b>-</b>	<b>-</b>	<b>1=</b>

**Medallists:**

Men	<b>Hwang Yeong-Jo</b>	<b>Mar: 1992-1</b>
	Lee Bong-Ju	Mar: 1996-2
Women	No medals; best placing:	
	Kim Hee-Sun	HJ: 1988-8=

**KOS / Kosovo**

No competitors

**KSA / Saudi Arabia**

**Years Competed:** 1972-1976-1988-1992-1996-2000-2004-2008-2012

**Placing Tables:**

Men	Gold	Silver	Bronze	4th	5th	6th	7th	8th
2000	-	1	-	-	-	-	-	-
<b>Totals</b>	<b>-</b>	<b>1</b>	<b>-</b>	<b>-</b>	<b>-</b>	<b>-</b>	<b>-</b>	<b>-</b>

**Medallists:**

Men	Hadi Al-Somaily	400mH: 2000-2
Women	No medals; best placing:	
	Sarah Attar	800m: 2012-8h6

**KUW / Kuwait**

**Years Competed:** 1968-1972-1976-1980-1984-1988-1992-1996-2000-2004-2008-2012

**Best Placings:**

Men	Mohamed Al-Zinkawi	SP: 1980-14Q
Women	Danah Al-Nasrallah	100m: 2004-8h2

**LAO / Laos**

**Years Competed:** 1980-1988-1992-1996-2000-2004-2008-2012

**Best Placings:**

Men	Thipsamay Chanthaphone	20kmW: 1980-25
Women	Boualong Boungnavong	200m: 1980-6h4
	Laenly Phouthavong	100m: 2012-6h3

**LAT / Latvia**

**Years Competed:** 1924-1928-1932-1936-1992-1996-2000-2004-2008-2012

**Placing Tables:**

Overall	Gold	Silver	Bronze	4th	5th	6th	7th	8th
1928	-	-	-	-	-	-	1	-
1932	-	1	-	-	-	-	-	-
1936	-	-	1	-	-	-	1	-
1996	-	-	-	-	-	1	-	1
2000	-	1	-	-	-	-	-	-
2004	-	1	-	-	1	-	2	-
2008	-	1	-	-	-	-	-	-
2012	-	-	-	1	-	-	-	2
<b>Totals</b>	<b>-</b>	<b>4</b>	<b>1</b>	<b>1</b>	<b>1</b>	<b>1</b>	<b>4</b>	<b>3</b>

Men	Gold	Silver	Bronze	4th	5th	6th	7th	8th
1928	-	-	-	-	-	-	1	-
1932	-	1	-	-	-	-	-	-
1936	-	-	1	-	-	-	1	-
1996	-	-	-	-	-	1	-	-
2000	-	1	-	-	-	-	-	-
2004	-	1	-	-	1	-	1	-
2008	-	1	-	-	-	-	-	-
<b>Totals</b>	<b>-</b>	<b>4</b>	<b>1</b>	<b>-</b>	<b>1</b>	<b>1</b>	<b>3</b>	<b>-</b>

Women	Gold	Silver	Bronze	4th	5th	6th	7th	8th
1996	-	-	-	-	-	-	-	1
2004	-	-	-	-	-	-	1	-
2012	-	-	-	1	-	-	-	2
<b>Totals</b>	<b>-</b>	<b>-</b>	<b>-</b>	<b>1</b>	<b>-</b>	<b>-</b>	<b>1</b>	<b>3</b>

**Medallists:**

Men	Adalberts Bubenko	50kmW: 1936-3
	Jānis Daliņš	50kmW: 1932-2
	Aigars Fadejevs	50kmW: 2000-2
	Ainars Kovals	JT: 2008-2
	Vadims Vašļevskis	JT: 2004-2
Women	No medals; best placing:	
	Ineta Radēviča	LJ: 2012-4

*See also USSR for Latvian medallists of the Soviet era*

**LBA / Libya**

**Years Competed:** 1968-1980-1988-1992-1996-2000-2004-2008-2012

**Best Placings:**

Men	Salem El Margini	800m: 1980-4h5
Women	Hala Geza	100m: 2012-5h4

**LBR / Liberia**

**Years Competed:** 1956-1960-1964-1972-1984-1988-1996-2000-2004-2008-2012

**Best Placings:**

Men	Jangy Addy	Dec: 2008-20
Women	Melvina Vulah	LJ: 1988-28Q

**LCA / Saint Lucia****Years Competed:** 1996-2000-2004-2008-2012**Best Placings:**

Men	Dominic Johnson	PV: 2000-26=Q
Women	Levern Spencer	HJ: 2012-19Q

**LES / Lesotho****Years Competed:** 1972-1980-1984-1988-1992-1996-2000-2004-2008-2012**Best Placings:**

Men	Thabiso Moqhali	Mar: 2000-16
Women	Lineo Shoai	200m: 2000-6h3

**LIB / Lebanon****Years Competed:** 1960-1972-1976-1980-1984-1988-1992-2000-2004-2008-2012**Best Placings:**

Men	Salem El Jisr	SP: 1960-22Q
	Ghassan Faddoul	JT: 1976-22Q
Women	May Sardouk	400m: 1988-6h4
	Gretta Taslakian	200m: 2004-6h2

**LIE / Liechtenstein****Years Competed:** 1936-1948-1960-1964-1968-1976-1984-1988-1992-1996-2008-2012**Best Placings:**

Men	Alois Büchel	Dec: 1964-14
	Oskar Ospelt	DT: 1936-31=Q
Women	Manuela Marxer	Hep: 1984-20

**LTU / Lithuania****Years Competed:** 1928-1992-1996-2000-2004-2008-2012**Placing Tables:**

Overall	Gold	Silver	Bronze	4th	5th	6th	7th	8th
1992	1	-	-	-	-	-	-	-
1996	-	-	-	-	1+1=	-	-	1
2000	1	-	-	-	-	-	-	-
2004	1	1	-	-	-	-	-	-
2008	-	-	1	-	-	-	-	-
2012	-	-	-	2	-	-	-	1
<b>Totals</b>	<b>3</b>	<b>1</b>	<b>1</b>	<b>2</b>	<b>1+1=</b>	-	-	<b>2</b>

Men	Gold	Silver	Bronze	4th	5th	6th	7th	8th
1992	1	-	-	-	-	-	-	-
1996	-	-	-	-	1	-	-	1
2000	1	-	-	-	-	-	-	-
2004	1	-	-	-	-	-	-	-
2008	-	-	1	-	-	-	-	-
2012	-	-	-	1	-	-	-	-
<b>Totals</b>	<b>3</b>	-	<b>1</b>	<b>1</b>	<b>1</b>	-	-	<b>1</b>

Women	Gold	Silver	Bronze	4th	5th	6th	7th	8th
1996	-	-	-	-	1=	-	-	-
2004	-	1	-	-	-	-	-	-
2012	-	-	-	1	-	-	-	1
<b>Totals</b>	-	<b>1</b>	-	<b>1</b>	<b>1=</b>	-	-	<b>1</b>

**Medallists:**

Men	<b>Virgilijus Alekna</b>	<b>DT: 2000-1, 2004-1, 2008-3</b>
	<b>Romas Ubartas</b>	<b>DT: 1992-1</b>
Women	Austra Skujytė	Hep: 2004-2

*See also USSR for Lithuanian medallists of the Soviet era***LUX / Luxembourg****Years Competed:** 1912-1920-1924-1928-1936-1948-1952-1956-1960-1964-1968-1972-1976-1980-1984-1988-1996-2004**Placing Tables:**

Overall	Gold	Silver	Bronze	4th	5th	6th	7th	8th
1920	-	-	-	-	-	1	-	-
1952	1	-	-	-	-	-	-	-
1988	-	-	-	-	-	-	1	-
<b>Totals</b>	<b>1</b>	-	-	-	-	<b>1</b>	<b>1</b>	-

Men	Gold	Silver	Bronze	4th	5th	6th	7th	8th
1920	-	-	-	-	-	1	-	-
1952	1	-	-	-	-	-	-	-
<b>Totals</b>	<b>1</b>	-	-	-	-	<b>1</b>	-	-

Women	Gold	Silver	Bronze	4th	5th	6th	7th	8th
1988	-	-	-	-	-	-	1	-
<b>Totals</b>	-	-	-	-	-	-	<b>1</b>	-

**Medallists:**

Men	<b>Josy Barthel</b>	<b>1500m: 1952-1</b>
Women	No medals; best placing: Danièle Kaber Mar: 1988-7	

**MAD / Madagascar****Years Competed:** 1964-1968-1972-1980-1984-1992-1996-2000-2004-2008-2012**Placing Tables:**

Men	Gold	Silver	Bronze	4th	5th	6th	7th	8th
1968	-	-	-	-	-	-	-	1
<b>Totals</b>	-	-	-	-	-	-	-	<b>1</b>

**Best Placings:**

Men	Jean-Louis Ravelomanantsoa	100m: 1968-8
Women	Nicole Ramalalanirina	100mH: 1996-6s1

**MAC / Macao**

No competitors

**MAR / Morocco****Years Competed:** 1960-1964-1968-1972-1984-1988-1992-1996-2000-2004-2008-2012**Placing Tables:**

Overall	Gold	Silver	Bronze	4th	5th	6th	7th	8th
1960	-	1	-	-	-	-	-	1
1984	2	-	-	-	-	-	-	-
1988	1	-	1	-	-	-	-	-
1992	1	1	-	1	-	1	-	-
1996	-	-	2	-	-	-	2	2
2000	-	1	3	-	-	1	2	1

2004	2	1	-	1	-	-	-	1
2008	-	1	1	-	1	-	-	-
2012	-	-	1	-	-	1	1	-
<b>Totals</b>	<b>6</b>	<b>5</b>	<b>8</b>	<b>2</b>	<b>1</b>	<b>3</b>	<b>5</b>	<b>5</b>

Men	Gold	Silver	Bronze	4th	5th	6th	7th	8th
1960	-	1	-	-	-	-	-	1
1984	1	-	-	-	-	-	-	-
1988	1	-	1	-	-	-	-	-
1992	1	1	-	1	-	1	-	-
1996	-	-	2	-	-	-	2	2
2000	-	1	2	-	-	1	2	-
2004	2	-	-	1	-	-	-	1
2008	-	1	-	-	1	-	-	-
2012	-	-	1	-	-	1	1	-
<b>Totals</b>	<b>5</b>	<b>4</b>	<b>6</b>	<b>2</b>	<b>1</b>	<b>3</b>	<b>5</b>	<b>4</b>

Women	Gold	Silver	Bronze	4th	5th	6th	7th	8th
1984	1	-	-	-	-	-	-	-
2000	-	-	1	-	-	-	-	1
2004	-	1	-	-	-	-	-	-
2008	-	-	1	-	-	-	-	-
<b>Totals</b>	<b>1</b>	<b>1</b>	<b>2</b>	<b>-</b>	<b>-</b>	<b>-</b>	<b>-</b>	<b>1</b>

**Medallists:**

Men	<b>Saïd Aouita</b>	800m: 1988-3; <b>5000m: 1984-1</b>
	Rhadi Ben Abdessalem	Mar: 1960-2
	Khalid Boulami	5000m: 1996-3
	<b>Brahim Boutayeb</b>	<b>10,000m: 1988-1</b>
	Rachid El Basir	1500m: 1992-2
	<b>Hicham El Guerrouj</b>	<b>1500m: 2000-2, 2004-1; 5000m: 2004-1</b>
	Ali Ezzine	3000mSC: 2000-3
	Jaouad Gharib	Mar: 2008-2
	Salah Hissou	10,000m: 1996-3
	Abdalaati Iguider	1500m: 2012-3
	Brahim Lahlafi	5000m: 2000-3
	<b>Khalid Skah</b>	<b>10,000m: 1992-1</b>
Women	Hasna Benhassi	800m: 2004-2, 2008-3
	Nezha Bidouane	400mH: 2000-3
	<b>Nawal El Moutawakel</b>	<b>400mH: 1984-1</b>

**MAS / Malaysia**

**Years Competed:** 1956-1960-1964-1968-1972-1976-1984-1988-1992-1996-2000-2004-2008-2012

**Best Placings:**

Men	Tambusamy Krishnan	4x100mR: 1968-8s1
	Mani Jegathesan	200m: 1964-8s2, 1968-8s2; 4x100mR: 1968-8s1
	Ahmed Ishtiaq Mobarak	110mH: 1976-8s2
	Ooi Hock Lim	4x100mR: 1968-8s1
	Gunaratnam Rajalingam	4x100mR: 1968-8s1
Women	Yuan Yufang	20kmW: 2000-15

**MAW / Malawi**

**Years Competed:** 1972-1984-1988-1992-1996-2000-2004-2008-2012

**Best Placings:**

Men	Wilfred Mwalawanda Ngwenya	Dec: 1972-22
Women	Ambwene Simukonda	400m: 2012-5h5

**MDA / Moldova**

**Years Competed:** 1996-2000-2004-2008-2012

**Best Placings:**

Men	Ion Luchianov	3000mSC: 2012-10
Women	Olga Bolshova	HJ: 1996-11=

**MDV / Maldives**

**Years Competed:** 1988-1992-1996-2000-2004-2008-2012

**Best Placings:**

Men	Azneem Ahmed	100m: 2012-8q6
Women	Afa Ismail	100m: 2012-5h1

**MEX / Mexico**

**Years Competed:** 1924-1928-1932-1936-1948-1952-1956-1960-1964-1968-1972-1976-1980-1984-1988-1992-1996-2000-2004-2008-2012

**Placing Tables:**

Overall	Gold	Silver	Bronze	4th	5th	6th	7th	8th
1932	-	-	-	-	-	-	2	-
1968	-	1	-	2	-	-	-	1
1972	-	-	-	-	-	-	-	1
1976	1	-	-	-	1	-	-	-
1980	-	-	-	-	-	2	-	-
1984	2	1	-	-	-	-	-	-
1988	-	-	-	-	1	-	1	-
1992	-	1	-	-	1	1	1	1
1996	-	-	1	-	-	2	-	1
2000	-	1	1	-	2	-	1	-
2004	-	1	-	-	-	-	-	-
2008	-	-	-	-	-	1	1	-
2012	-	-	-	-	-	1	-	1
<b>Totals</b>	<b>3</b>	<b>5</b>	<b>2</b>	<b>2</b>	<b>5</b>	<b>7</b>	<b>6</b>	<b>5</b>

Men	Gold	Silver	Bronze	4th	5th	6th	7th	8th
1932	-	-	-	-	-	-	1	-
1968	-	1	-	2	-	-	-	1
1972	-	-	-	-	-	-	-	1
1976	1	-	-	-	1	-	-	-
1980	-	-	-	-	-	2	-	-
1984	2	1	-	-	-	-	-	-
1988	-	-	-	-	1	-	1	-
1992	-	1	-	-	1	1	1	1
1996	-	-	1	-	-	2	-	1
2000	-	1	1	-	-	-	1	-
2008	-	-	-	-	-	1	1	-
2012	-	-	-	-	-	1	-	1
<b>Totals</b>	<b>3</b>	<b>4</b>	<b>2</b>	<b>2</b>	<b>3</b>	<b>7</b>	<b>5</b>	<b>5</b>

Women	Gold	Silver	Bronze	4th	5th	6th	7th	8th
1932	-	-	-	-	-	-	1	-
2000	-	-	-	-	2	-	-	-
2004	-	1	-	-	-	-	-	-
<b>Totals</b>	<b>-</b>	<b>1</b>	<b>-</b>	<b>-</b>	<b>2</b>	<b>-</b>	<b>1</b>	<b>-</b>

**Medallists:**

Men	<b>Daniel Bautista</b>	<b>20kmW: 1976-1</b>
	<b>Ernesto Canto</b>	<b>20kmW: 1984-1</b>
	<b>Raúl González</b>	<b>20kmW: 1984-2; 50kmW: 1984-1</b>
	Noé Hernández	20kmW: 2000-2
	Carlos Mercenario	50kmW: 1992-2



	José Pedraza	20kmW: 1968-2
	Bernardo Segura	20kmW: 1996-3
	Joel Sánchez	50kmW: 2000-3
Women	Ana Guevara	400m: 2004-2

---

**MGL / Mongolia**


---

**Years Competed:** 1964-1968-1972-1992-1996-2000-2004-2008-2012

**Best Placings:**

Men	Makhashiri Dashdendev	DT: 1996-23Q
Women	Dashzeveg Namjilma	DT: 1968-12

---

**MHL / Marshall Islands**


---

**Years Competed:** 2008-2012

**Best Placings:**

Men	Timi Garstang	100m: 2012-7h2
Women	Haley Nemra	800m: 2012-6h2

---

**MKD / Former Yugoslav Republic of Macedonia**


---

**Years Competed:** 2000-2004-2008-2012

*In 1992 one athlete from FYRo Macedonia (Elizabeta Pavlovska) competed as an Independent Olympic Participant (IOP)*

**Best Placings:**

Men	Vane Stojanov	800m: 2000-5h1
Women	Hristina Risteska	400m: 2012-6h4
	Aleksandra Vojneska	100m: 2004-6h5

---

**MLI / Mali**


---

**Years Competed:** 1964-1968-1972-1980-1984-1988-1992-1996-2000-2004-2008-2012

**Best Placings:**

Men	Namakoro Niaré	DT: 1972-13
Women	Kadiatou Camara	200m: 2008-5q3

---

**MLT / Malta**


---

**Years Competed:** 1936-1948-1984-1992-1996-2000-2004-2008-2012

**Best Placings:**

Men	Rashid Chouhal	100m: 2012-4h4
Women	Jennifer Pace	JT: 1984-23Q

---

**MNE / Montenegro**


---

**Years Competed:** 2008-2012

*Competed as part of SCG / Serbia & Montenegro in 2004*

**Best Placings:**

Men	Danijel Furtula	DT: 2012-38Q
Women	Milena Milašević	100m: 2008-8h10

---

**MON / Monaco**


---

**Years Competed:** 1920-1924-1928-1988-2004-2008-2012

**Best Placings:**

Men	Edmond Médécin	Pen: 1920-15
Women	No competitors	

---

**MOZ / Mozambique**


---

**Years Competed:** 1980-1984-1988-1992-1996-2000-2004-2008-2012

**Placing Tables:**

Women	Gold	Silver	Bronze	4th	5th	6th	7th	8th
1992	-	-	-	-	1	-	-	-
1996	-	-	1	-	-	-	-	-
2000	1	-	-	-	-	-	-	-
2004	-	-	-	1	-	-	-	-
2008	-	-	-	-	1	-	-	-
<b>Totals</b>	<b>1</b>	<b>-</b>	<b>1</b>	<b>1</b>	<b>2</b>	<b>-</b>	<b>-</b>	<b>-</b>

**Medallists:**

Men	No medals; best placing:	
	Kurt Couto	400mH: 2012-8s1
Women	<b>Maria Mutola</b>	<b>800m: 1996-3, 2000-1</b>

---

**MRI / Mauritius**


---

**Years Competed:** 1984-1988-1992-1996-2000-2004-2008-2012

**Placing Tables:**

Men	Gold	Silver	Bronze	4th	5th	6th	7th	8th
2004	-	-	-	-	-	1	-	-
<b>Totals</b>	<b>-</b>	<b>-</b>	<b>-</b>	<b>-</b>	<b>-</b>	<b>1</b>	<b>-</b>	<b>-</b>

**Best Placings:**

Men	Stéphane Buckland	200m: 2004-6
Women	Christine Béchard	DT: 1984-17Q

---

**MTN / Mauritania**


---

**Years Competed:** 1988-1992-1996-2000-2004-2008-2012

**Best Placings:**

Men	Chérif Baba Aïdara	800m: 1992-6h2
Women	Aichetou Fall	800m: 2012-6h5

---

**MYA / Myanmar**


---

**Years Competed:** 1948-1956-1960-1964-1968-1972-1980-1988-1992-1996-2000-2008-2012

*Competed as BIR or BUR / Burma up to 1988*

**Best Placings:**

Men	Thin Sumbwegam	Mar: 1968-18
Women	Cherry	400mH: 2000-7h2

---

**NAM / Namibia**


---

**Years Competed:** 1992-1996-2000-2004-2008-2012

**Placing Tables:**

Men	Gold	Silver	Bronze	4th	5th	6th	7th	8th
1992	-	2	-	-	-	-	-	-
1996	-	2	-	-	-	-	-	-
2004	-	-	-	1	-	-	-	-
<b>Totals</b>	-	<b>4</b>	-	<b>1</b>	-	-	-	-

**Medallists:**

Men	Frankie Fredericks	100m: 1992-2, 1996-2; 200m: 1992-2, 1996-2
Women	No medals; best placing: Helalia Johannes	Mar: 2012-11

**NBO / British North Borneo**

Year Competed: 1956

*Later included in MAS / Malaysia***Best Placings:**

Men	Gabuh bin Piging	TJ: 1956-24Q
Women	No competitors	

**NCA / Nicaragua**

Years Competed: 1968-1972-1976-1980-1992-1996-2000-2004-2008-2012

**Best Placings:**

Men	Rolando Mendoza	SP: 1968-18Q
Women	Russel Carrero	200m: 1972-dns/q3

**NED / Netherlands**

Years Competed: 1908-1912-1920-1924-1928-1932-1936-1948-1952-1960-1964-1968-1972-1976-1980-1984-1988-1992-1996-2000-2004-2008-2012

**Placing Tables:**

Overall	Gold	Silver	Bronze	4th	5th	6th	7th	8th
1920	-	-	-	-	-	-	1	-
1924	-	-	1	-	-	-	-	1
1928	-	1	-	-	1	1	1	-
1932	-	-	-	2	1	-	-	-
1936	-	-	2	-	3+1=	1	1	1
1948	4	-	2	1	2	3	-	1
1952	-	1	-	-	1	1	-	-
1960	-	-	-	-	1	-	2	-
1964	-	-	-	-	-	1	1	-
1968	-	-	1	1	-	-	-	2
1972	-	-	-	-	-	1	-	-
1980	-	1	-	-	-	-	-	-
1984	1	-	-	-	-	-	1	1
1988	-	-	-	-	-	1	-	1
1992	1	-	-	-	-	-	-	-
1996	-	-	-	-	-	-	1	-
2004	-	-	-	-	2	1	-	1
2008	-	-	-	-	-	-	1	2
2012	-	-	-	-	3	1	-	-
<b>Totals</b>	<b>6</b>	<b>3</b>	<b>6</b>	<b>4</b>	<b>14+1=</b>	<b>11</b>	<b>9</b>	<b>10</b>

Men	Gold	Silver	Bronze	4th	5th	6th	7th	8th
1920	-	-	-	-	-	-	1	-

1924	-	-	1	-	-	-	-	1
1928	-	-	-	-	-	1	1	-
1932	-	-	-	-	1	-	-	-
1936	-	-	2	-	1	1	-	-
1948	-	-	2	-	-	1	-	-
1960	-	-	-	-	1	-	1	-
1980	-	1	-	-	-	-	-	-
1984	-	-	-	-	-	-	-	1
1988	-	-	-	-	-	1	-	1
1996	-	-	-	-	-	-	1	-
2004	-	-	-	-	1	1	-	1
2008	-	-	-	-	-	-	1	1
2012	-	-	-	-	3	-	-	-
<b>Totals</b>	-	<b>1</b>	<b>5</b>	-	<b>7</b>	<b>5</b>	<b>5</b>	<b>5</b>

Women	Gold	Silver	Bronze	4th	5th	6th	7th	8th
1928	-	1	-	-	1	-	-	-
1932	-	-	-	2	-	-	-	-
1936	-	-	-	-	2+1=	-	1	1
1948	4	-	-	1	2	2	-	1
1952	-	1	-	-	1	1	-	-
1960	-	-	-	-	-	-	1	-
1964	-	-	-	-	-	1	1	-
1968	-	-	1	1	-	-	-	2
1972	-	-	-	-	-	1	-	-
1984	1	-	-	-	-	-	1	-
1992	1	-	-	-	-	-	-	-
2004	-	-	-	-	1	-	-	-
2008	-	-	-	-	-	-	-	1
2012	-	-	-	-	-	1	-	-
<b>Totals</b>	<b>6</b>	<b>2</b>	<b>1</b>	<b>4</b>	<b>7+1=</b>	<b>6</b>	<b>4</b>	<b>5</b>

**Medallists:**

Men	Jaap Boot	4x100mR: 1924-3
	Harry Broos	4x100mR: 1924-3
	Gerard Nijboer	Mar: 1980-2
	Martinus Osendarp	100m: 1936-3; 200m: 1936-3
	Willem Slijkhuis	1500m: 1948-3; 5000m: 1948-3
	Jan de Vries	4x100mR: 1924-3
	Marinus van den Berge	4x100mR: 1924-3
Women	<b>Fanny Blankers-Koen</b>	<b>100m: 1948-1; 200m: 1948-1; 80mH: 1948-1; 4x100mR: 1948-1</b>
	Bertha Brouwer	200m: 1952-2
	Carolina Gisolf	HJ: 1928-2
	Maria Gommers	800m: 1968-3
	<b>Gerda Koudijs</b>	<b>4x100mR: 1948-1</b>
	<b>Xenia Stad-de Jong</b>	<b>4x100mR: 1948-1</b>
	<b>Ria Stalman</b>	<b>DT: 1984-1</b>
	<b>Nettie Witziers-Timmer</b>	<b>4x100mR: 1948-1</b>
	<b>Ellen van Langen</b>	<b>800m: 1992-1</b>

**NEP / Nepal**

Years Competed: 1964-1972-1976-1980-1984-1988-1992-1996-2000-2004-2008-2012

**Best Placings:**

Men	Dambar Kunwar	Dec: 1988-34
Women	Raj Kumari Pandey	Mar: 1988-60

**NFI / Norfolk Island**

No competitors

## NGR / Nigeria

**Years Completed:** 1952-1956-1960-1964-1968-1972-1980-1984-1988-1992-1996-2000-2004-2008-2012

## Placing Tables:

Overall	Gold	Silver	Bronze	4th	5th	6th	7th	8th
1956	-	-	-	-	1	-	-	-
1964	-	-	-	1	-	-	-	-
1980	-	-	-	-	-	-	1	-
1984	-	-	1	-	-	1	2	1
1988	-	-	-	-	1	-	1	-
1992	-	1	1	-	2	1	2	1
1996	1	1	2	-	1	2	1	-
2000	1	1	-	1	-	-	2	-
2004	-	-	2	-	-	-	1	-
2008	-	-	2	-	-	-	1	-
2012	-	-	-	1	-	-	1	2
<b>Totals</b>	<b>2</b>	<b>3</b>	<b>8</b>	<b>3</b>	<b>5</b>	<b>4</b>	<b>12</b>	<b>4</b>

Men	Gold	Silver	Bronze	4th	5th	6th	7th	8th
1956	-	-	-	-	1	-	-	-
1964	-	-	-	1	-	-	-	-
1980	-	-	-	-	-	-	1	-
1984	-	-	1	-	-	1	2	1
1988	-	-	-	-	1	-	1	-
1992	-	1	-	-	2	1	1	1
1996	-	-	-	-	-	1	-	-
2000	1	-	-	-	-	-	-	-
2004	-	-	2	-	-	-	-	-
2012	-	-	-	-	-	-	1	-
<b>Totals</b>	<b>1</b>	<b>1</b>	<b>3</b>	<b>1</b>	<b>4</b>	<b>3</b>	<b>6</b>	<b>2</b>

Women	Gold	Silver	Bronze	4th	5th	6th	7th	8th
1992	-	-	1	-	-	-	1	-
1996	1	1	2	-	1	1	1	-
2000	-	1	-	1	-	-	2	-
2004	-	-	-	-	-	-	1	-
2008	-	-	2	-	-	-	1	-
2012	-	-	-	1	-	-	-	2
<b>Totals</b>	<b>1</b>	<b>2</b>	<b>5</b>	<b>2</b>	<b>1</b>	<b>1</b>	<b>6</b>	<b>2</b>

## Medallists:

Men	Olapade Adeniken	4x100mR: 1992-2
	Deji Aliu	4x100mR: 2004-3
	Musa Audu	4x400mR: 2004-3
	<b>Nduka Awazie</b>	<b>4x400mR: 2000-1</b> (ran ht)
	<b>Sunday Bada</b>	<b>4x400mR: 2000-1</b>
	<b>Clement Chukwu</b>	<b>4x400mR: 2000-1</b>
	Aaron Egbele	4x100mR: 2004-3
	Innocent Egbunike	4x400mR: 1984-3
	Uchenna Emedolu	4x100mR: 2004-3
	Davidson Ezinwa	4x100mR: 1992-2
	Osmond Ezinwa	4x100mR: 1992-2 (ran ht)
	Olusoji Fasuba	4x100mR: 2004-3
	<b>Fidelis Gadzama</b>	<b>4x400mR: 2000-1</b> (ran ht)
	Chidi Imoh	4x100mR: 1992-2
	Godday James	4x400mR: 2004-3
	Oluyemi Kayode	4x100mR: 1992-2
	<b>Jude Monye</b>	<b>4x400mR: 2000-1</b>
	Rotimi Peters	4x400mR: 1984-3
	<b>Enefiok Udo-Obong</b>	<b>4x400mR: 2000-1, 2004-3</b>
	Moses Ugbisien	4x400mR: 1984-3
	Sunday Uti	4x400mR: 1984-3
	Saul Weigopwa	4x400mR: 2004-3
Women	Olabisi Afolabi	4x400mR: 1996-2
	<b>Chioma Ajunwa</b>	<b>LJ: 1996-1</b>
	Glory Alozie	100mH: 2000-2
	Faith Idehen	4x100mR: 1992-3
	Ene Franca Idoko	4x100mR: 2008-3

Halimat Ismaila	4x100mR: 2008-3
Gloria Kemasuode	4x100mR: 2008-3
Falilat Ogunkoya	400m: 1996-3; 4x400mR: 1996-2
Blessing Okagbare	LJ: 2008-3
Mary Onyali	200m: 1996-3; 4x100mR: 1992-3
Charity Opara	4x400mR: 1996-2
Christy Opara	4x100mR: 1992-3
Damola Osayomi	4x100mR: 2008-3
Agnes Osazuwa	4x100mR: 2008-3 (ran ht)
Beatrice Utundu	4x100mR: 1992-3
Fatima Yusuf	4x400mR: 1996-2

## NIG / Niger

**Years Completed:** 1984-1988-1992-1996-2000-2004-2008-2012

## Best Placings:

Men	Illiassou Hassane	100m: 1992-5h1
Women	Nafissa Souleymane	100m: 2012-6h2

## NMA / Northern Mariana Islands

No competitors

## NOR / Norway

**Years Completed:** 1900-1906-1908-1912-1920-1924-1928-1932-1936-1948-1952-1956-1960-1964-1968-1972-1976-1984-1988-1992-1996-2000-2004-2008-2012

## Placing Tables:

Overall	Gold	Silver	Bronze	4th	5th	6th	7th	8th
1900	-	-	1	1=	-	-	-	-
1906	-	-	-	1	1=	1+1=	1	1
1908	-	1	2	-	-	-	-	1=
1912	1=	-	-	2	1	1	2	1
1920	1	-	-	-	2	-	-	1
1924	-	-	1	-	1	-	-	1+1=
1928	-	-	1	1	-	-	-	1
1936	-	-	-	1	1	-	-	-
1948	-	1	-	4	1	-	-	2
1952	-	-	-	-	1	-	1	2
1956	1	-	2	-	-	-	-	1
1960	-	-	-	-	1	-	-	-
1964	-	-	-	-	-	-	-	1
1968	-	-	-	-	-	-	1	1
1972	-	-	-	-	1	-	1	1
1976	-	-	-	-	-	-	1	-
1984	-	1	-	2	1	-	-	1
1988	-	-	-	-	-	-	1	-
1992	-	-	-	-	1	-	-	-
1996	1	-	1	-	1	-	-	2
2000	1	1	-	-	-	-	-	-
2004	1	-	-	-	-	-	-	-
2008	1	1	-	-	1	-	-	-
2012	-	-	-	-	1	1	-	-
<b>Totals</b>	<b>6+1=</b>	<b>5</b>	<b>8</b>	<b>11+1=</b>	<b>14+1=</b>	<b>3+1=</b>	<b>8</b>	<b>16+2=</b>

Men	Gold	Silver	Bronze	4th	5th	6th	7th	8th
1900	-	-	1	1=	-	-	-	-
1906	-	-	-	1	1=	1+1=	1	1
1908	-	1	2	-	-	-	-	1=

1912	1=	-	-	2	1	1	2	1
1920	1	-	-	-	2	-	-	1
1924	-	-	1	-	1	-	-	1+1=
1928	-	-	1	1	-	-	-	1
1936	-	-	-	1	1	-	-	-
1948	-	1	-	4	1	-	-	2
1952	-	-	-	-	1	-	1	2
1956	1	-	2	-	-	-	-	1
1960	-	-	-	-	1	-	-	-
1964	-	-	-	-	-	-	-	1
1968	-	-	-	-	-	-	-	1
1972	-	-	-	-	1	-	1	1
1976	-	-	-	-	-	-	1	-
1984	-	-	-	1	-	-	-	1
1988	-	-	-	-	-	-	1	-
1996	1	-	-	-	1	-	-	1
2004	1	-	-	-	-	-	-	-
2008	1	-	-	-	1	-	-	-
2012	-	-	-	-	1	1	-	-
<b>Totals</b>	<b>5+1=</b>	<b>2</b>	<b>7</b>	<b>10+1=</b>	<b>12+1=</b>	<b>3+1=</b>	<b>7</b>	<b>15+2=</b>

Women	Gold	Silver	Bronze	4th	5th	6th	7th	8th
1968	-	-	-	-	-	-	1	-
1984	-	1	-	1	1	-	-	-
1992	-	-	-	-	1	-	-	-
1996	-	-	1	-	-	-	-	1
2000	1	1	-	-	-	-	-	-
2008	-	1	-	-	-	-	-	-
<b>Totals</b>	<b>1</b>	<b>3</b>	<b>1</b>	<b>1</b>	<b>2</b>	<b>-</b>	<b>1</b>	<b>1</b>

**Medallists:**

Men	Carl Albert Andersen	PV: 1900-3
	<b>Ferdinand Bie</b>	<b>Pen: 1912-1</b>
	Audun Boysen	800m: 1956-3
	<b>Egil Danielsen</b>	<b>JT: 1956-1</b>
	Arne Halse	JT FS: 1908-3; JT: 1908-2
	Sverre Hansen	LJ: 1924-3
	Edvard Larsen	TJ: 1908-3
	Ernst Larsen	3000mSC: 1956-3
	<b>Helge Løvland</b>	<b>Dec: 1920-1</b>
	Bjørn Paulson	HJ: 1948-2
	<b>Vebjørn Rodal</b>	<b>800m: 1996-1</b>
	Olav Sunde	JT: 1928-3
	<b>Andreas Thorkildsen</b>	<b>JT: 2004-1, 2008-1</b>
Women	<b>Trine Hattestad</b>	<b>JT: 1996-3, 2000-1</b>
	Kjersti Plätzer	20kmW: 2000-2, 2008-2
	Grete Waitz	Mar: 1984-2

**NRU / Nauru**

No competitors

**NWF / Newfoundland (not a current IAAF member)****Year Competed:** 1904**Best Placings:**

Men	Robert Fowler	Mar: 1904-dnf
Women	No competitors	

**NZL / New Zealand**

**Years Competed:** 1908-1912-1920-1924-1928-1932-1936-1948-1952-1956-1960-1964-1968-1972-1976-1984-1988-1992-1996-2000-2004-2008-2012

*Competed together with Australia as Australasia in 1908 and 1912. All of Australasia's top eight placings in 1908 of that team were by New Zealanders so those placings are shown here*

**Placing Tables:**

Overall	Gold	Silver	Bronze	4th	5th	6th	7th	8th
1908	-	-	1	-	1	-	-	-
1920	-	-	-	1	1	-	-	-
1924	-	-	1	-	-	-	-	-
1928	-	-	-	-	-	-	1	-
1932	-	-	-	2	-	-	1	-
1936	1	-	-	-	-	-	-	-
1952	1	-	1	-	-	1	-	-
1956	1	-	-	-	1	-	3	-
1960	2	-	1	1	2	-	-	-
1964	2	-	2	1	-	1	2	-
1968	-	-	1	-	-	-	-	-
1972	-	-	1	-	-	-	-	1
1976	1	1	-	1	-	1	-	-
1984	-	-	-	-	1	-	-	1
1992	-	-	1	-	-	-	-	-
1996	-	-	-	-	-	-	-	1
2004	-	-	-	-	-	1	1	-
2008	1	1	-	-	-	-	-	-
2012	1	-	-	-	-	-	-	-
<b>Totals</b>	<b>10</b>	<b>2</b>	<b>9</b>	<b>6</b>	<b>6</b>	<b>4</b>	<b>8</b>	<b>3</b>

Men	Gold	Silver	Bronze	4th	5th	6th	7th	8th
1908	-	-	1	-	1	-	-	-
1920	-	-	-	1	1	-	-	-
1924	-	-	1	-	-	-	-	-
1928	-	-	-	-	-	-	1	-
1932	-	-	-	2	-	-	1	-
1936	1	-	-	-	-	-	-	-
1952	-	-	1	-	-	-	-	-
1956	1	-	-	-	-	-	1	-
1960	2	-	1	-	2	-	-	-
1964	2	-	1	-	-	1	2	-
1968	-	-	1	-	-	-	-	-
1972	-	-	1	-	-	-	-	1
1976	1	1	-	1	-	1	-	-
1984	-	-	-	-	-	-	-	1
2008	-	1	-	-	-	-	-	-
<b>Totals</b>	<b>7</b>	<b>2</b>	<b>7</b>	<b>4</b>	<b>4</b>	<b>2</b>	<b>5</b>	<b>2</b>

Women	Gold	Silver	Bronze	4th	5th	6th	7th	8th
1952	1	-	-	-	-	1	-	-
1956	-	-	-	-	1	-	2	-
1960	-	-	-	1	-	-	-	-
1964	-	-	1	1	-	-	-	-
1984	-	-	-	-	1	-	-	-
1992	-	-	1	-	-	-	-	-
1996	-	-	-	-	-	-	-	1
2004	-	-	-	-	-	1	1	-
2008	1	-	-	-	-	-	-	-
2012	1	-	-	-	-	-	-	-
<b>Totals</b>	<b>3</b>	<b>-</b>	<b>2</b>	<b>2</b>	<b>2</b>	<b>2</b>	<b>3</b>	<b>1</b>

**Medallists:**

Men	John Davies	1500m: 1964-3
	Rod Dixon	1500m: 1972-3
	<b>Murray Halberg</b>	<b>5000m: 1960-1</b>
	John Holland	400mH: 1952-3
	Harry Kerr	3500mW: 1908-3
	<b>Jack Lovelock</b>	<b>1500m: 1936-1</b>
	Barry Magee	Mar: 1960-3
	Arthur Porritt	100m: 1924-3
	Dick Quax	5000m: 1976-2
	<b>Norman Read</b>	<b>50kmW: 1956-1</b>
	Michael Ryan	Mar: 1968-3

	<b>Peter Snell</b>	<b>800m: 1960-1, 1964-1;</b> <b>1500m: 1964-1</b>
	<b>John Walker</b>	<b>1500m: 1976-1</b>
	Nick Willis	1500m: 2008-2
Women	<b>Valerie Adams/Vili</b>	<b>SP: 2008-1, 2012-1</b>
	Marise Chamberlain	800m: 1964-3
	Lorraine Moller	Mar: 1992-3
	Yvette Williams	LJ: 1952-1

---

**OMA / Oman**


---

**Years Competed:** 1984-1988-1992-1996-2000-2004-2008-2012

**Placing Tables:**

Men	Gold	Silver	Bronze	4th	5th	6th	7th	8th
1988	-	-	-	-	-	-	-	1
<b>Totals</b>	-	-	-	-	-	-	-	<b>1</b>

**Best Placings:**

Men	Mohamed Al-Malki	400m: 1988-8
Women	Shinoona Al-Habsi	100m: 2012-4h2

---

**PAK / Pakistan**


---

**Years Competed:** 1948-1952-1956-1960-1964-1972-1976-1984-1988-1992-1996-2000-2004-2008-2012

**Best Placings:**

Men	Abdul Khaliq	100m: 1956-4s1; 200m: 1956-4s1
	Ghulam Raziq	110mH: 1960-4s2
Women	Rabia Ashiq	800m: 2012-6h4

---

**PAN / Panama**


---

**Years Competed:** 1948-1960-1964-1972-1976-1984-1992-1996-2000-2004-2008-2012

**Placing Tables:**

Men	Gold	Silver	Bronze	4th	5th	6th	7th	8th
1948	-	-	2	-	-	-	-	-
1976	-	-	-	-	1	-	-	-
2004	-	-	-	-	1	-	-	-
2008	1	-	-	-	-	-	-	-
<b>Totals</b>	<b>1</b>	-	<b>2</b>	-	<b>2</b>	-	-	-

**Medallists:**

Men	Lloyd LaBeach	100m: 1948-3; 200m: 1948-3
	<b>Irving Saladino</b>	<b>LJ: 2008-1</b>
Women	No medals; best placing:	
	Jean Holmes	100m: 1960-5q2

---

**PAR / Paraguay**


---

**Years Competed:** 1972-1976-1984-1988-1992-1996-2000-2004-2008-2012

**Best Placings:**

Men	Ramon Jiménez-Gaona	DT: 1992-16Q, 1996-16Q
Women	Natalia Toledo	LJ: 1992-27Q

---

**PER / Peru**


---

**Years Competed:** 1936-1948-1964-1968-1972-1976-1980-1984-1988-1992-1996-2000-2004-2008-2012

**Best Placings:**

Men	Eduardo Julve	DT: 1948-12
Women	Patricia Guerrero	JT: 1980-20Q

---

**PHI / Philippines**


---

**Years Competed:** 1924-1928-1932-1936-1948-1952-1956-1960-1964-1968-1972-1976-1984-1988-1992-1996-2000-2004-2008-2012

**Placing Tables:**

Men	Gold	Silver	Bronze	4th	5th	6th	7th	8th
1928	-	-	-	1	-	-	-	-
1932	-	-	1	-	-	-	-	-
1936	-	-	1	-	-	-	-	-
<b>Totals</b>	-	-	<b>2</b>	<b>1</b>	-	-	-	-

**Medallists:**

Men	Simeon Toribio	HJ: 1932-3
	Miguel White	400mH: 1936-3
Women	No medals; best placing:	
	Josephine de la Viña	DT: 1972-13Q

---

**PLE / Palestine**


---

**Years Competed:** 1996-2000-2004-2008-2012

**Best Placings:**

Men	Rami Al-Deeb	20kmW: 2000-44
Women	Sanna Abubkheet	800m: 2004-7h3
	Gharid Gharouf	100m: 2008-7h3
	Woroud Sawalha	800m: 2012-7h5

---

**PLW / Palau**


---

**Years Competed:** 2000-2004-2008-2012

**Best Placings:**

Men	Rodman Teltul	100m: 2012-5h2
Women	Ngerak Florencio	100m: 2004-7h3
	Rubie Gabriel	100m: 2012-7h3
	Peoria Koshiba	100m: 2000-7h2

---

**PNG / Papua New Guinea**


---

**Years Competed:** 1976-1984-1988-1992-1996-2000-2004-2008-2012

**Best Placings:**

Men	Erich Momberger	Dec: 1992-25
Women	Iammo Launa	Hep: 1984-19

---

**POL / Poland**


---

**Years Competed:** 1924-1928-1932-1936-1948-1952-1956-1960-1964-1968-1972-1976-1980-1988-1992-1996-2000-2004-2008-2012

## Placing Tables:

Overall	Gold	Silver	Bronze	4th	5th	6th	7th	8th
1928	1	-	-	-	-	-	-	2
1932	2	-	1	-	-	1	1+1=	-
1936	-	2	1	1	1	1=	1	-
1948	-	-	-	2	-	-	-	-
1952	-	-	-	-	-	-	1	-
1956	1	1	-	1	1	4	-	-
1960	2	1+1=	3	1	4	2	2	2
1964	2	4	2	2	-	6	2	2
1968	1	-	1	2	2	2	6	2
1972	1	-	2	1	2	3	5	3
1976	3	2	-	2	3	1	1	1
1980	2	3+1=	1	1	3	5	6	2
1988	-	-	-	-	-	1	1	2
1992	-	-	1=	-	-	-	2	1
1996	1	1	-	1	-	2	1	2
2000	4	-	-	1	3	3	1	2
2004	1	-	1	1	4	3	2	-
2008	1	1	-	-	3	2	4	2
2012	1	1	-	-	1	1	1	-
<b>Totals</b>	<b>23</b>	<b>16+2=</b>	<b>12+1=</b>	<b>16</b>	<b>27</b>	<b>36+1=</b>	<b>37+1=</b>	<b>23</b>

Men	Gold	Silver	Bronze	4th	5th	6th	7th	8th
1932	1	-	-	-	-	-	1+1=	-
1936	-	-	-	1	1	1=	1	-
1948	-	-	-	1	-	-	-	-
1956	-	1	-	1	1	3	-	-
1960	2	-	2	1	2	2	2	1
1964	1	1	1	2	-	4	1	2
1968	-	-	-	2	-	1	5	2
1972	1	-	1	1	1	2	4	1
1976	2	2	-	2	2	1	1	1
1980	2	2+1=	-	-	2	3	5	1
1988	-	-	-	-	-	-	-	2
1992	-	-	1=	-	-	-	1	-
1996	1	1	-	-	-	1	-	1
2000	3	-	-	-	1	2	-	2
2004	1	-	-	-	1	2	1	-
2008	1	1	-	-	1	1	2	1
2012	1	-	-	-	1	1	1	-
<b>Totals</b>	<b>16</b>	<b>8+1=</b>	<b>4+1=</b>	<b>11</b>	<b>13</b>	<b>23+1=</b>	<b>25+1=</b>	<b>14</b>

Women	Gold	Silver	Bronze	4th	5th	6th	7th	8th
1928	1	-	-	-	-	-	-	2
1932	1	-	1	-	-	1	-	-
1936	-	2	1	-	-	-	-	-
1948	-	-	-	1	-	-	-	-
1952	-	-	-	-	-	-	1	-
1956	1	-	-	-	-	1	-	-
1960	-	1+1=	1	-	2	-	-	1
1964	1	3	1	-	-	2	1	-
1968	1	-	1	-	2	1	1	-
1972	-	-	1	-	1	1	1	2
1976	1	-	-	-	1	-	-	-
1980	-	1	1	1	1	2	1	1
1988	-	-	-	-	-	1	1	-
1992	-	-	-	-	-	-	1	1
1996	-	-	-	1	-	1	1	1
2000	1	-	-	1	2	1	1	-
2004	-	-	1	1	3	1	1	-
2008	-	-	-	-	2	1	2	1
2012	-	1	-	-	-	-	-	-
<b>Totals</b>	<b>7</b>	<b>8+1=</b>	<b>8</b>	<b>5</b>	<b>14</b>	<b>13</b>	<b>12</b>	<b>9</b>

## Medallists:

Men	Andrzej Badeński	400m: 1964-3
	Marian Dudziak	4x100mR: 1964-2
	Leszek Dunecki	4x100mR: 1980-2
	Marian Foik	4x100mR: 1964-2

Zbigniew Jaremski	4x400mR: 1976-2
Ryszard Katus	Dec: 1972-3
<b>Władysław Komar</b>	<b>SP: 1972-1</b>
<b>Robert Korzeniowski</b>	<b>20kmW: 2000-1; 50kmW: 1996-1, 2000-1, 2004-1</b>
<b>Władysław Kozakiewicz</b>	<b>PV: 1980-1</b>
<b>Zdzisław Krzyszkowiak</b>	<b>3000mSC: 1960-1</b>
<b>Janusz Kusociński</b>	<b>10,000m: 1932-1</b>
Zenon Licznernski	4x100mR: 1980-2
<b>Tomasz Majewski</b>	<b>SP: 2008-1, 2012-1</b>
Piotr Małachowski	DT: 2008-2
<b>Bronisław Malinowski</b>	<b>3000mSC: 1976-2, 1980-1</b>
Wiesław Maniak	4x100mR: 1964-2
Artur Partyka	HJ: 1992-3=, 1996-2
Jerzy Pietrzyk	4x400mR: 1976-2
Ryszard Podlas	4x400mR: 1976-2
Tadeusz Rut	HT: 1960-3
Janusz Sidło	JT: 1956-2
<b>Tadeusz Ślusarski</b>	<b>PV: 1976-1, 1980-2=</b>
<b>Józef Szmidt</b>	<b>TJ: 1960-1, 1964-1</b>
Jan Werner	4x400mR: 1976-2
Marian Woronin	4x100mR: 1980-2
<b>Jacek Wszola</b>	<b>HJ: 1976-1, 1980-2</b>
Andrzej Zieliński	4x100mR: 1964-2
Kazimierz Zimny	5000m: 1960-3
<b>Szymon Ziółkowski</b>	<b>HT: 2000-1</b>
Krzysztof Zwoliński	4x100mR: 1980-2
Women <b>Teresa Cieply</b>	<b>80mH: 1964-2; 4x100mR: 1960-3, 1964-1</b>
<b>Halina Górecka</b>	<b>4x100mR: 1960-3, 1964-1</b>
Barbara Janiszewska	4x100mR: 1960-3
Celina Jesionowska	4x100mR: 1960-3
Jarosława Jóswiakowska	HJ: 1960-2=
Urszula Kielan	HJ: 1980-2
<b>Irena Kirszenstein/Szewińska</b>	<b>100m: 1968-3; 200m: 1964-2, 1968-1, 1972-3; 400m: 1976-1; LJ: 1964-2; 4x100mR: 1964-1</b>
<b>Ewa Kłobukowska</b>	<b>100m: 1964-3; 4x100mR: 1964-1</b>
<b>Halina Konopacka</b>	<b>DT: 1928-1</b>
<b>Elżbieta Krzesińska</b>	<b>LJ: 1956-1, 1960-2</b>
Maria Kwaśniewska	JT: 1936-3
Lucyna Langer	100mH: 1980-3
Anna Rogowska	PV: 2004-3
<b>Kamila Skolimowska</b>	<b>HT: 2000-1</b>
Jadwiga Wajs	DT: 1932-3, 1936-2
<b>Stanisława Walasiewicz</b>	<b>100m: 1932-1, 1936-2</b>
Anita Włodarczyk	HT: 2012-2

## POR / Portugal

**Years Competed:** 1912-1924-1928-1932-1936-1948-1952-1960-1964-1968-1972-1976-1980-1984-1988-1992-1996-2000-2004-2008-2012

## Placing Tables:

Overall	Gold	Silver	Bronze	4th	5th	6th	7th	8th
1964	-	-	-	1	-	-	-	-
1976	-	1	-	-	1	-	-	1
1984	1	-	2	-	-	1	-	1
1988	1	-	-	1	-	-	-	-
1992	-	-	-	-	-	-	1	1
1996	1	-	-	-	-	1	1	-
2000	-	-	1	-	-	-	-	-
2004	-	1	1	-	1	-	-	1
2008	1	-	-	-	-	-	-	1
2012	-	-	-	-	-	1	-	1
<b>Totals</b>	<b>4</b>	<b>2</b>	<b>4</b>	<b>2</b>	<b>2</b>	<b>3</b>	<b>2</b>	<b>6</b>

Men	Gold	Silver	Bronze	4th	5th	6th	7th	8th
1964	-	-	-	1	-	-	-	-
1976	-	1	-	-	1	-	-	1
1984	1	-	1	-	-	-	-	1
1988	-	-	-	1	-	-	-	-
2004	-	1	1	-	1	-	-	1
2008	1	-	-	-	-	-	-	-
<b>Totals</b>	<b>2</b>	<b>2</b>	<b>2</b>	<b>2</b>	<b>2</b>	-	-	<b>3</b>

Women	Gold	Silver	Bronze	4th	5th	6th	7th	8th
1984	-	-	1	-	-	1	-	-
1988	1	-	-	-	-	-	-	-
1992	-	-	-	-	-	-	1	1
1996	1	-	-	-	-	1	1	-
2000	-	-	1	-	-	-	-	-
2008	-	-	-	-	-	-	-	1
2012	-	-	-	-	-	1	-	1
<b>Totals</b>	<b>2</b>	-	<b>2</b>	-	-	<b>3</b>	<b>2</b>	<b>3</b>

**Medallists:**

Men	António Cardoso	SP: 1928-.
	António Leitão	5000m: 1984-3
	<b>Carlos Lopes</b>	10,000m: 1976-2; <b>Mar: 1984-1</b>
	Francis Obikwelu	100m: 2004-2
	Rui Silva	1500m: 2004-3
	<b>Nelson Évora</b>	<b>TJ: 2008-1</b>
Women	<b>Rosa Mota</b>	Mar: 1984-3, <b>1988-1</b>
	<b>Fernanda Ribeiro</b>	<b>10,000m: 1996-1, 2000-3</b>

**PRK / PDR of Korea**

**Years Competed:** 1972-1976-1980-1992-1996-2000-2004-2008-2012

**Placing Tables:**

Women	Gold	Silver	Bronze	4th	5th	6th	7th	8th
1992	-	-	-	-	-	1	-	-
2000	-	-	-	-	-	-	-	1
<b>Totals</b>	-	-	-	-	-	<b>1</b>	-	<b>1</b>

**Best Placings:**

Men	Jang Sop-Choe	Mar: 1976-12
Women	Mun Gyong-Ae	Mar: 1992-6

**PUR / Puerto Rico**

**Years Competed:** 1948-1952-1956-1960-1964-1968-1972-1976-1984-1988-1992-1996-2000-2004-2008-2012

**Placing Tables:**

Men	Gold	Silver	Bronze	4th	5th	6th	7th	8th
1960	-	-	-	1	-	-	-	-
2012	-	-	1	-	-	-	-	-
<b>Totals</b>	-	-	<b>1</b>	<b>1</b>	-	-	-	-

**Medallists:**

Men	Javier Culson	400mH: 2012-3
Women	No medals; best placing:	
	Angelita Lind	4x400mR: 1984-dns/final (5h1)
	Evelyn Mathieu	4x400mR: 1984-dns/final (5h1)
	Marie Lande Mathieu	4x400mR: 1984-dns/final (5h1)
	Margaret de Jesús	4x400mR: 1984-dns/final (5h1)

**PYF / French Polynesia**

No competitors

**QAT / Qatar**

**Years Competed:** 1984-1988-1992-1996-2000-2004-2008-2012

**Placing Tables:**

Men	Gold	Silver	Bronze	4th	5th	6th	7th	8th
1992	-	-	1	-	-	-	1	-
2004	-	-	-	1	-	-	-	-
2008	-	-	-	-	-	-	-	3
2012	-	-	1=	-	-	-	-	-
<b>Totals</b>	-	-	<b>1+1=</b>	<b>1</b>	-	-	<b>1</b>	<b>3</b>

**Medallists**

Men	Mutaz Issa Barshim	HJ: 2012-3=
	Mohamed Suleiman	1500m: 1992-3
Women	No medals; best placing:	
	Noor Al-Malki	100m: 2012-dnf/h3

**ROU / Romania**

**Years Competed:** 1928-1936-1952-1956-1960-1964-1968-1972-1976-1980-1984-1988-1992-1996-2000-2004-2008-2012

**Placing Tables:**

Overall	Gold	Silver	Bronze	4th	5th	6th	7th	8th
1952	-	-	-	-	-	2	1	1
1956	-	-	-	-	1	-	-	-
1960	1	-	1	-	1	-	-	-
1964	2	-	1	-	2	1	-	2
1968	2	2	-	-	-	-	-	-
1972	-	2	-	1	-	1	2	-
1976	-	-	1	-	1	1	1	4
1980	-	-	-	1	-	2	3	2
1984	3	3	4	-	-	-	-	1
1988	1	1	-	-	1=	-	-	-
1992	-	1	-	3	-	1	-	-
1996	-	1	-	-	-	1	4	1
2000	1	2	1+1=	-	-	3	-	-
2004	-	2	1	-	1	1	2	2
2008	1	-	-	-	2	-	-	1
<b>Totals</b>	<b>11</b>	<b>14</b>	<b>9+1=</b>	<b>5</b>	<b>8+1=</b>	<b>13</b>	<b>13</b>	<b>14</b>

Men	Gold	Silver	Bronze	4th	5th	6th	7th	8th
1952	-	-	-	-	-	1	1	1
1960	-	-	-	-	1	-	-	-
1964	-	-	-	-	1	-	-	-
1972	-	-	-	1	-	-	-	-
1976	-	-	1	-	1	-	-	1
1980	-	-	-	-	-	1	1	-
1992	-	-	-	1	-	-	-	-
2004	-	1	-	-	-	-	-	1
2008	-	-	-	-	1	-	-	-
<b>Totals</b>	-	<b>1</b>	<b>1</b>	<b>2</b>	<b>4</b>	<b>2</b>	<b>2</b>	<b>3</b>

Women	Gold	Silver	Bronze	4th	5th	6th	7th	8th
1952	-	-	-	-	-	1	-	-
1956	-	-	-	-	1	-	-	-
1960	1	-	1	-	-	-	-	-
1964	2	-	1	-	1	1	-	2
1968	2	2	-	-	-	-	-	-
1972	-	2	-	-	-	1	2	-
1976	-	-	-	-	-	1	1	3

1980	-	-	-	1	-	1	2	2
1984	3	3	4	-	-	-	-	1
1988	1	1	-	-	1=	-	-	-
1992	-	1	-	2	-	1	-	-
1996	-	1	-	-	-	1	4	1
2000	1	2	1+1=	-	-	3	-	-
2004	-	1	1	-	1	1	2	1
2008	1	-	-	-	1	-	-	1
<b>Totals</b>	<b>11</b>	<b>13</b>	<b>8+1=</b>	<b>3</b>	<b>4+1=</b>	<b>11</b>	<b>11</b>	<b>11</b>

**Medallists:**

Men	Gheorghe Megelea	JT: 1976-3
	Marian Oprea	TJ: 2004-2
Women	Alina Astafei	HJ: 1992-2
	<b>Iolanda Balaş</b>	<b>HJ: 1960-1, 1964-1</b>
	Valeria Bufanu	100mH: 1972-2
	Maria Cioncan	1500m: 2004-3
	Cristieana Cojocaru	400mH: 1984-3
	Florenta Craciunescu	DT: 1984-3
	Valy Ionescu	LJ: 1984-2
	<b>Paula Ivan</b>	<b>1500m: 1988-1; 3000m: 1988-2</b>
	Mihaela Loghin	SP: 1984-2
	Fita Lovin	800m: 1984-3
	Ionela Manolache	400mH: 2004-2
	<b>Lia Manoliu</b>	<b>DT: 1960-3, 1964-3, 1968-1</b>
	<b>Doina Melinte</b>	<b>800m: 1984-1; 1500m: 1984-2</b>
	Argentina Menis	DT: 1972-2
	Oana Musunoiu	HJ: 2000-3=
	<b>Mihaela Peneş</b>	<b>JT: 1964-1, 1968-2</b>
	<b>Maricica Puică</b>	<b>1500m: 1984-3; 3000m: 1984-1</b>
	Ileana Silai	800m: 1968-2
	Lidia Şimon	Mar: 2000-2
	<b>Anişoara Cuşmir/Stanciu</b>	<b>LJ: 1984-1</b>
	<b>Gabriela Szabo</b>	<b>1500m: 1996-2, 2000-3; 5000m: 2000-1</b>
	Violeta Szekely	1500m: 2000-2
	<b>Constantina Tomescu-Diţă</b>	<b>Mar: 2008-1</b>
	<b>Viorica Viscopoleanu</b>	<b>LJ: 1968-1</b>

**RSA / South Africa**

**Years Competed:** 1904-1908-1912-1920-1924-1928-1932-1936-1948-1952-1956-1960-1992-1996-2000-2004-2008-2012

**Placing Tables:**

Overall	Gold	Silver	Bronze	4th	5th	6th	7th	8th
1908	1	1	-	1	-	-	-	-
1912	1	1	-	1	-	-	-	1
1920	1	1	1	2	-	2	-	-
1924	-	1	1	-	1	-	-	1=
1928	1	-	-	-	3	-	-	-
1932	-	-	1	1	2	1	-	-
1936	-	-	-	-	-	1	-	1
1948	-	-	-	1	-	2	-	-
1952	1	1	-	-	-	1	-	-
1956	-	-	-	-	-	2	1	1=
1960	-	-	1	1	-	-	-	-
1992	-	1	-	-	-	-	-	-
1996	1	1	-	-	-	-	-	-
2000	-	1	2	1	-	2	2	1
2004	-	2	-	-	1	1	1	1
2008	-	1	-	-	1	1	-	-
2012	-	1	-	1	-	-	1	3
<b>Totals</b>	<b>6</b>	<b>12</b>	<b>6</b>	<b>9</b>	<b>8</b>	<b>13</b>	<b>5</b>	<b>7+2=</b>

Men	Gold	Silver	Bronze	4th	5th	6th	7th	8th
1908	1	1	-	1	-	-	-	-
1912	1	1	-	1	-	-	-	1
1920	1	1	1	2	-	2	-	-
1924	-	1	1	-	1	-	-	1=
1928	1	-	-	-	2	-	-	-
1932	-	-	-	1	1	1	-	-
1936	-	-	-	-	-	1	-	1
1948	-	-	-	1	-	1	-	-
1956	-	-	-	-	-	2	1	-
1960	-	-	1	1	-	-	-	-
1996	1	1	-	-	-	-	-	-
2000	-	-	2	1	-	1	2	-
2004	-	1	-	-	1	1	1	1
2008	-	1	-	-	1	1	-	-
2012	-	-	-	-	-	-	1	3
<b>Totals</b>	<b>5</b>	<b>7</b>	<b>5</b>	<b>8</b>	<b>6</b>	<b>10</b>	<b>5</b>	<b>6+1=</b>

Women	Gold	Silver	Bronze	4th	5th	6th	7th	8th
1928	-	-	-	-	1	-	-	-
1932	-	-	1	-	1	-	-	-
1948	-	-	-	-	-	1	-	-
1952	1	1	-	-	-	1	-	-
1956	-	-	-	-	-	-	-	1=
1992	-	1	-	-	-	-	-	-
2000	-	1	-	-	-	1	-	1
2004	-	1	-	-	-	-	-	-
2012	-	1	-	1	-	-	-	-
<b>Totals</b>	<b>1</b>	<b>5</b>	<b>1</b>	<b>1</b>	<b>2</b>	<b>3</b>	<b>-</b>	<b>1+1=</b>

**Medallists:**

Men	<b>Sidney Atkinson</b>	<b>110mH: 1924-2, 1928-1</b>
	Henry Dafel	4x400mR: 1920-2
	Christopher Gitsham	Mar: 1912-2
	Charles Hefferon	Mar: 1908-2
	Llewellyn Herbert	400mH: 2000-3
	Frantz Kruger	DT: 2000-3
	<b>Ken McArthur</b>	<b>Mar: 1912-1</b>
	Cecil McMaster	10,000mW: 1924-3
	Khotso Mokoena	LJ: 2008-2
	Mbulaeni Mulaudzi	800m: 2004-2
	Clarence Oldfield	4x400mR: 1920-2
	Jack Oosterlak	4x400mR: 1920-2
	<b>Bevil Rudd</b>	<b>400m: 1920-1; 800m: 1920-3; 4x400mR: 1920-2</b>
	Hezekiel Sepeng	800m: 1996-2
	Malcolm Spence	400m: 1960-3
	<b>Josia Thugwane</b>	<b>Mar: 1996-1</b>
	<b>Reggie Walker</b>	<b>100m: 1908-1</b>
Women	<b>Esther Brand</b>	<b>HJ: 1952-1</b>
	Marjorie Clark	80mH: 1932-3
	Hestrie Cloete	HJ: 2000-2, 2004-2
	Daphne Hasenjäger	100m: 1952-2
	Elana Meyer	10,000m: 1992-2
	Caster Semenya	800m: 2012-2

**RUS / Russia**

**Years Competed:** 1908-1912-1996-2000-2004-2008-2012

**Placing Tables:**

Overall	Gold	Silver	Bronze	4th	5th	6th	7th	8th
1996	3	6	1	2	6+1=	5	2	1
2000	3	4	6	3	4	3	1	5
2004	6	7	6	4	3	4	2	5
2008	6	5	7	6	3	8	4	2
2012*	6	3	6	2	3+1=	2	1	4
<b>Totals*</b>	<b>24</b>	<b>25</b>	<b>26</b>	<b>17</b>	<b>19+2=</b>	<b>22</b>	<b>10</b>	<b>17</b>



Men	Gold	Silver	Bronze	4th	5th	6th	7th	8th
1996	-	3	-	-	2	2	1	-
2000	1	-	4	-	2	2	-	-
2004	1	1	3	1	1	1	2	-
2008	2	1	3	1	1	1	2	-
2012	1	-	-	1	2+1=	-	-	1
<b>Totals</b>	<b>5</b>	<b>5</b>	<b>10</b>	<b>3</b>	<b>8+1=</b>	<b>6</b>	<b>5</b>	<b>1</b>

Women	Gold	Silver	Bronze	4th	5th	6th	7th	8th
1996	3	3	1	2	4+1=	3	1	1
2000	2	4	2	3	2	1	1	5
2004	5	6	3	3	2	3	-	5
2008	4	4	4	5	2	7	2	2
2012*	5	3	6	1	1	2	1	3
<b>Totals*</b>	<b>19</b>	<b>20</b>	<b>16</b>	<b>14</b>	<b>11+1=</b>	<b>16</b>	<b>5</b>	<b>16</b>

**Medallists:**

Men	Denis Alekseyev	4x400mR: 2008-3
	Vladimir Andreyev	20kmW: 2000-3
	<b>Valeriy Borchin</b>	<b>20kmW: 2008-1</b>
	<b>Yuriy Borzakovskiy</b>	<b>800m: 2004-1</b>
	Daniil Burkenya	TJ: 2004-3
	Maksim Dyldin	4x400mR: 2008-3
	Vladislav Frolov	4x400mR: 2008-3
	Denis Kapustin	TJ: 2000-3
	<b>Sergey Klyugin</b>	<b>HJ: 2000-1</b>
	Anton Kokorin	4x400mR: 2008-3
	Yevgeniy Lukyanenko	PV: 2008-2
	Sergey Makarov	JT: 2000-3, 2004-3
	Ilya Markov	20kmW: 1996-2
	Denis Nizhegorodov	50kmW: 2004-2, 2008-3
	Yaroslav Rybakov	HJ: 2008-3
	Mikhail Shchennikov	50kmW: 1996-2
	<b>Andrey Silnov</b>	<b>HJ: 2008-1</b>
	Maksim Tarasov	PV: 2000-3
	Igor Trandenkov	PV: 1996-2
	Women	Ivan Ukhov
Aleksey Voyevodin		50kmW: 2004-3
Mariya Abakumova		JT: 2008-2
Natalya Antyukh		400mH: 2012-1; 400m: 2004-3; 4x400mR: 2004-2, 2012-2
<b>Yuliya Chermoshanskaya</b>		<b>4x100mR: 2008-1</b>
Tatyana Chernova		Hep: 2008-3, 2012-3
<b>Anna Chicherova</b>		<b>HJ: 2008-3, 2012-1</b>
<b>Aleksandra Fedoriva</b>		<b>4x100mR: 2008-1</b>
Svetlana Feofanova		PV: 2004-2, 2008-3
Tatyana Firova		4x400mR: 2004-2 (ran ht), 2008-2, 2012-2
Olga Fyodorova		4x100mR: 2004-2
Svetlana Goncharenko		4x400mR: 2000-3
<b>Yuliya Gushchina</b>		<b>4x100mR: 2008-1;</b> 4x400mR: 2008-2, 2012-2
<b>Yelena Isinbaeva</b>		<b>PV: 2004-1, 2008-1, 2012-3</b>
Natalya Ivanova		4x400mR: 2004-2 (ran ht)
Olimpiada Ivanova		20kmW: 2004-2
<b>Olga Kaniskina</b>		<b>20kmW: 2008-1</b>
Anastasiya Kapachinskaya		4x400mR: 2008-2, 2012-2 (ran ht)
Irina Khabarova		4x100mR: 2004-2
Irina Khudoroshkina		SP: 1996-3
Yevgeniya Kolodko	SP: 2012-2	
Olga Kotlyarova	4x400mR: 2000-3	
Tatyana Kotova	LJ: 2000-3, 2004-3	
Olesya Krasnomovets	4x400mR: 2004-2	
Antonina Krivoshapka	4x400mR: 2012-2	
Larisa Kruglova	4x100mR: 2004-2	
<b>Olga Kuzenкова</b>	<b>HT: 2000-2, 2004-1</b>	
<b>Yelena Lashmanova</b>	<b>20kmW: 2012-1</b>	
Inna Lasovskaya	TJ: 1996-2	

<b>Tatyana Lebedeva</b>	<b>LJ: 2004-1, 2008-2; TJ:</b> 2000-2, 2004-3, 2008-2
Lyudmila Litvinova	4x400mR: 2008-2
Tatyana Lysenko	HT: 2012-1
<b>Svetlana Masterkova</b>	<b>800m: 1996-1; 1500m:</b> <b>1996-1</b>
Yelena Mygunova	4x400mR: 2008-2 (ran ht)
Natalya Nazarova	4x400mR: 2000-3 (ran ht), 2004-2, 2012-2 (ran ht)
<b>Yelena Nikolayeva</b>	<b>10kmW: 1996-1</b>
Larisa Peleshenko	SP: 2000-2
Tatyana Petrova	Mar: 2012-3
Yekaterina Poistogova	800m: 2012-3
<b>Yevgeniya Polyakova</b>	<b>4x100mR: 2008-1</b>
<b>Irina Privalova</b>	<b>400mH: 2000-1; 4x400mR:</b> 2000-3
Yelena Prokhorova	Hep: 2000-2
<b>Natalya Sadova</b>	<b>DT: 1996-2, 2004-1</b>
<b>Gulnara Samitova-Galkina</b>	<b>3000mSC: 2008-1</b>
Mariya Savinova	800m: 2012-1
Svetlana Shkolina	HJ: 2012-3
Irina Simagina	LJ: 2004-2
<b>Yelena Slesarenko</b>	<b>HJ: 2004-1</b>
Yelena Sokolova	LJ: 2012-2
Yuliya Sotnikova	4x400mR: 2000-3
Yuliya Tabakova	4x100mR: 2004-2
Tatyana Tomashova	1500m: 2004-2, 2012-3*
Tatyana Veshkurova	4x400mR: 2008-2 (ran ht)
Yekaterina Volkova	3000mSC: 2008-3
Valentina Yegorova	Mar: 1996-2
<b>Yelena Yelesina</b>	<b>HJ: 2000-1</b>
Olesya Zykina	4x400mR: 2000-3 (ran ht), 2004-2

\* *Tatyana Tomashova's upgrade from fourth to 2012 1500m bronze, following the doping disqualification of Aslı Çakır Alptekin TUR, is not publicly confirmed by the IOC as at June 10, 2016. The actual Olympic medal tallies for Russia are therefore, excluding all those noted below: Overall – 24 gold, 25 silver, 25 bronze; Women: 19 gold, 20 silver, 15 bronze*

**Medallists Disqualified for Doping Violation by IAAF:**

Men	Sergey Kiriyapkin*	50kmW: 2012-1
Women	Olga Kaniskina*	20kmW: 2012-2
	Irina Korzhanenko	SP: 2004-1
	Svetlana Krivelyova	SP: 2004-3
	Darya Pishchalnikova	DT: 2012-2
	Yuliya Zaripova*	3000mSC: 2012-1

\* *As at June 10, 2016 the IOC have yet to publicly announce that these athletes are to be stripped of their medals*

*See also USSR for Russian medallists of the Soviet era*

**RWA / Rwanda**

**Years Competed:** 1984-1988-1992-1996-2000-2004-2008-2012

**Placing Tables:**

Men	Gold	Silver	Bronze	4th	5th	6th	7th	8th
1996	-	-	-	-	-	-	-	1
<b>Totals</b>	<b>-</b>	<b>-</b>	<b>-</b>	<b>-</b>	<b>-</b>	<b>-</b>	<b>-</b>	<b>1</b>

**Best Placings:**

Men	Mathias Ntawulikura	10,000m: 1996-8
Women	Christine Mukamutesi	800m: 2000-6h3

**SAM / Samoa**

**Years Competed:** 1984-1988-1996-2004-2008-2012

*Known until 1996 as Western Samoa*

**Best Placings:**

Men Henry Smith DT: 1984-17Q  
 Women Iloai Suaniu JT: 1996-32Q

**SCG / Serbia & Montenegro**

See SRB / Serbia

**SEN / Senegal**

**Years Completed:** 1964-1968-1972-1976-1980-1984-1988-1992-1996-2000-2004-2008-2012

**Placing Tables:**

Men	Gold	Silver	Bronze	4th	5th	6th	7th	8th
1968	-	-	-	1	-	-	-	1
1972	-	-	-	-	-	1	-	-
1984	-	-	-	-	1	-	-	-
1988	-	1	-	-	-	-	-	-
1996	-	-	-	1	-	-	-	-
2008	-	-	-	-	-	1	-	-
<b>Totals</b>	<b>-</b>	<b>1</b>	<b>-</b>	<b>2</b>	<b>1</b>	<b>2</b>	<b>-</b>	<b>1</b>

**Medallists:**

Men Amadou Dia Ba 400mH: 1988-2  
 Women No medals; best placing:  
 Fatou Bintou Fall 400m: 2004-4s2

**SEY / Seychelles**

**Years Completed:** 1980-1984-1992-1996-2000-2004-2008-2012

**Best Placings:**

Men Arthure Agathine TJ: 1980-20Q  
 Women Lissa Labiche HJ: 2012-20=Q

**SIN / Singapore**

**Years Completed:** 1948-1952-1956-1968-1972-1976-1996-2004-2008-2012

**Best Placings:**

Men Lloyd Valberg HJ: 1948-14=  
 Women Mary Klass 200m: 1956-4h1  
 Tang Pui Wah 100m: 1952-4h3

**SKN / Saint Kitts & Nevis**

**Years Completed:** 1996-2000-2004-2008-2012

**Placing Tables:**

Men	Gold	Silver	Bronze	4th	5th	6th	7th	8th
2000	-	-	-	-	-	-	1	-
2004	-	-	-	-	-	1	-	-
2008	-	-	-	-	-	1	-	-
<b>Totals</b>	<b>-</b>	<b>-</b>	<b>-</b>	<b>-</b>	<b>-</b>	<b>2</b>	<b>1</b>	<b>-</b>

**Best Placings:**

Men Kim Collins 100m: 2004-6; 200m: 2008-6  
 Women Tiandra Ponteen 400m: 2004-5s1

**SLE / Sierra Leone**

**Years Completed:** 1968-1980-1984-1988-1992-1996-2000-2004-2008-2012

**Placing Tables:**

Women	Gold	Silver	Bronze	4th	5th	6th	7th	8th
1996	-	-	-	-	1	-	-	-
<b>Totals</b>	<b>-</b>	<b>-</b>	<b>-</b>	<b>-</b>	<b>1</b>	<b>-</b>	<b>-</b>	<b>-</b>

**Best Placings:**

Men Thomas Ganda 4x100mR: 1996-5s1  
 Pierre Lisk 4x100mR: 1996-5s1  
 Josephus Thomas 4x100mR: 1996-5s1  
 Sanusi Turay 4x100mR: 1996-5s1  
 Women Eunice Barber Hep: 1996-5

**SLO / Slovenia**

**Years Completed:** 1992-1996-2000-2004-2008-2012

**Placing Tables:**

Overall	Gold	Silver	Bronze	4th	5th	6th	7th	8th
1996	-	1	-	-	-	1	-	-
2000	-	-	-	1	-	-	-	-
2004	-	-	1	-	1	-	-	-
2008	1	-	-	-	-	1	-	-
2012	-	1	-	-	-	-	1	-
<b>Totals</b>	<b>1</b>	<b>2</b>	<b>1</b>	<b>1</b>	<b>1</b>	<b>2</b>	<b>1</b>	<b>-</b>

Men	Gold	Silver	Bronze	4th	5th	6th	7th	8th
1996	-	-	-	-	-	1	-	-
2004	-	-	-	-	1	-	-	-
2008	1	-	-	-	-	-	-	-
2012	-	1	-	-	-	-	-	-
<b>Totals</b>	<b>1</b>	<b>1</b>	<b>-</b>	<b>-</b>	<b>1</b>	<b>1</b>	<b>-</b>	<b>-</b>

Women	Gold	Silver	Bronze	4th	5th	6th	7th	8th
1996	-	1	-	-	-	-	-	-
2000	-	-	-	1	-	-	-	-
2004	-	-	1	-	-	-	-	-
2008	-	-	-	-	-	1	-	-
2012	-	-	-	-	-	-	1	-
<b>Totals</b>	<b>-</b>	<b>1</b>	<b>1</b>	<b>1</b>	<b>-</b>	<b>1</b>	<b>1</b>	<b>-</b>

**Medallists:**

Men Primož Kozmus HT: 2008-1, 2012-2  
 Women Brigita Bukovec 100mH: 1996-2  
 Jolanda Čeplak 800m: 2004-3

**SMR / San Marino**

**Years Completed:** 1976-1980-1984-1988-1992-1996-2000-2004-2008-2012

**Best Placings:**

Men Aldo Canti 4x100mR: 1992-4h4  
 Dominique Canti 4x100mR: 1992-4h4  
 Manlio Molinari 4x100mR: 1992-4h4  
 Nicola Selva 4x100mR: 1992-4h4  
 Women Graziella Santini LJ: 1976-29Q

**SOL / Solomon Islands**

**Years Completed:** 1984-1988-1996-2000-2004-2008-2012

**Best Placings:**

Men	Charlie Oliver	800m: 1984-6h8
	Chris Walasi	100m: 2012-6h3
Women	Pauline Kwalea	100m: 2012-5h3

**SOM / Somalia**

**Years Competed:** 1972-1984-1988-1996-2000-2004-2008-2012

**Placing Tables:**

Men	Gold	Silver	Bronze	4th	5th	6th	7th	8th
1996	-	-	-	-	-	1	-	-
<b>Totals</b>	-	-	-	-	-	<b>1</b>	-	-

**Best Placings:**

Men	Abdi Bile	1500m: 1996-6
Women	Safia Abukar Hussein	400m: 2000-6h3

**SRB / Serbia**

**Years Competed:** 1912-1992-2004-2008

*In 1992 all Serbian athletes competed as Independent Olympic Participants (IOP). They competed for YUG / Yugoslavia in 1996 and 2000, then SCG / Serbia & Montenegro in 2004, though from that team only a Serbian placed among the top eight*

**Placing Tables:**

Overall	Gold	Silver	Bronze	4th	5th	6th	7th	8th
1992	-	-	-	-	-	-	1	1=
1996	-	-	-	1	-	-	-	1
2004	-	-	-	-	-	1	-	-
2012	-	-	-	-	-	-	1	-
<b>Totals</b>	-	-	-	<b>1</b>	-	<b>1</b>	<b>2</b>	<b>1=</b>

Men	Gold	Silver	Bronze	4th	5th	6th	7th	8th
1992	-	-	-	-	-	-	1	1=
1996	-	-	-	1	-	-	-	1
2012	-	-	-	-	-	-	1	-
<b>Totals</b>	-	-	-	<b>1</b>	-	-	<b>2</b>	<b>1=</b>

Women	Gold	Silver	Bronze	4th	5th	6th	7th	8th
2004	-	-	-	-	-	1	-	-
<b>Totals</b>	-	-	-	-	-	<b>1</b>	-	-

**Best Placings:**

Men	Dragutin Topić	HJ: 1996-4
Women	Olivera Jevtić	Mar: 2004-6

**SRI / Sri Lanka**

**Years Competed:** 1948-1952-1956-1960-1964-1968-1972-1980-1988-1992-1996-2000-2004-2008-2012

*Competed as CEY / Ceylon up to 1972*

**Placing Tables:**

Overall	Gold	Silver	Bronze	4th	5th	6th	7th	8th
1948	-	1	-	-	-	-	-	-
2000	-	1	-	-	-	-	-	-
<b>Totals</b>	-	<b>2</b>	-	-	-	-	-	-

Men	Gold	Silver	Bronze	4th	5th	6th	7th	8th
1948	-	1	-	-	-	-	-	-
<b>Totals</b>	-	<b>1</b>	-	-	-	-	-	-

Women	Gold	Silver	Bronze	4th	5th	6th	7th	8th
2000	-	1	-	-	-	-	-	-
<b>Totals</b>	-	<b>1</b>	-	-	-	-	-	-

**Medallists:**

Men	Duncan White	400mH: 1948-2
Women	Susanthika Jayasinghe	200m: 2000-2

**SSD / South Sudan**

**Year Competed:** 2012

*Competed as IOA / Individual Olympic Athletes in 2012*

**Best Placings:**

Men	Guor Marial	Mar: 2012-47
Women	No competitors	

**STP / DR of São Tomé and Príncipe**

**Years Competed:** 1996-2000-2004-2008-2012

**Best Placings:**

Men	Arlindo Pinheiro	110mH: 2000-6h6
Women	Lecabela Quaresma	100mH: 2012-6h2

**SUD / Sudan**

**Years Competed:** 1960-1968-1972-1984-1988-1992-1996-2000-2004-2008-2012

**Placing Tables:**

Overall	Gold	Silver	Bronze	4th	5th	6th	7th	8th
1984	-	-	-	-	-	-	-	1
2004	-	-	-	-	1	-	-	1
2008	-	1	-	-	-	-	-	-
2012	-	-	-	-	-	-	1	-
<b>Totals</b>	-	<b>1</b>	-	-	<b>1</b>	-	<b>1</b>	<b>2</b>

Men	Gold	Silver	Bronze	4th	5th	6th	7th	8th
1984	-	-	-	-	-	-	-	1
2004	-	-	-	-	-	-	-	1
2008	-	1	-	-	-	-	-	-
2012	-	-	-	-	-	-	1	-
<b>Totals</b>	-	<b>1</b>	-	-	-	-	<b>1</b>	<b>2</b>

Women	Gold	Silver	Bronze	4th	5th	6th	7th	8th
2004	-	-	-	-	1	-	-	-
<b>Totals</b>	-	-	-	-	<b>1</b>	-	-	-

**Medallists:**

Men	Ahmed Ismail	800m: 2008-2
Women	No medals; best placing: Yamilé Aldama	TJ: 2004-5

**SUI / Switzerland**

**Years Competed:** 1906-1908-1912-1920-1924-1928-1932-1936-1948-1952-1960-1964-1968-1972-1976-1980-1984-1988-1992-1996-2000-2004-2008-2012

**Placing Tables:**

Overall	Gold	Silver	Bronze	4th	5th	6th	7th	8th
1924	-	2	-	-	1	1	-	-

1928	-	-	-	-	1	1	-	-
1936	-	1	-	1	-	1	1	-
1948	-	1	1	-	-	-	1=	-
1952	-	1	-	-	-	-	-	-
1960	-	-	-	-	1	2	-	-
1964	-	-	-	-	1	-	-	-
1968	-	-	-	-	-	-	-	2
1972	-	-	-	-	-	1	-	-
1980	-	-	-	-	2	-	1	-
1984	-	1	-	-	2	1	1	-
1988	-	-	1	-	-	-	-	-
1992	-	-	-	1	-	-	-	-
2000	-	-	-	-	1	-	-	-
2008	-	-	-	-	-	1	-	-
<b>Totals</b>	-	<b>6</b>	<b>2</b>	<b>2</b>	<b>9</b>	<b>8</b>	<b>3+1=</b>	<b>2</b>

Men	Gold	Silver	Bronze	4th	5th	6th	7th	8th
1924	-	2	-	-	1	1	-	-
1928	-	-	-	-	1	1	-	-
1936	-	1	-	1	-	1	1	-
1948	-	1	1	-	-	-	1=	-
1952	-	1	-	-	-	-	-	-
1960	-	-	-	-	1	2	-	-
1964	-	-	-	-	1	-	-	-
1968	-	-	-	-	-	-	-	1
1980	-	-	-	-	2	-	1	-
1984	-	1	-	-	1	1	1	-
1988	-	-	1	-	-	-	-	-
1992	-	-	-	1	-	-	-	-
2000	-	-	-	-	1	-	-	-
2008	-	-	-	-	-	1	-	-
<b>Totals</b>	-	<b>6</b>	<b>2</b>	<b>2</b>	<b>8</b>	<b>7</b>	<b>3+1=</b>	<b>1</b>

Women	Gold	Silver	Bronze	4th	5th	6th	7th	8th
1968	-	-	-	-	-	-	-	1
1972	-	-	-	-	-	1	-	-
1984	-	-	-	-	1	-	-	-
<b>Totals</b>	-	-	-	-	<b>1</b>	<b>1</b>	-	<b>1</b>

**Medallists:**

Men	Gaston Godel	50kmW: 1948-2
	Werner Günthör	SP: 1988-3
	Paul Martin	800m: 1924-2
	Markus Ryffel	5000m: 1984-2
	Arthur Schwab	50kmW: 1936-2
	Fritz Schwab	10,000mW: 1948-3, 1952-2
	Willy Schärer	1500m: 1924-2
Women	No medals; best placing:	
	Cornelia Bürki	3000m: 1984-5

**SUR / Surinam**

**Years Competed:** 1968-1972-1976-1984-1988-1992-1996-2000-2004-2008-2012

**Best Placings:**

Men	Tommy Asinga	800m: 1992-8s1
Women	Letitia Vriesde	800m: 1992-5s1, 1996-5s2

**SVK / Slovak Republic**

**Years Competed:** 1996-2000-2004-2008-2012

**Placing Tables:**

Overall	Gold	Silver	Bronze	4th	5th	6th	7th	8th
2004	-	-	-	-	-	1	-	-
2008	-	-	-	-	-	-	-	2
2012	-	-	-	-	1	1	-	-
<b>Totals</b>	-	-	-	-	<b>1</b>	<b>2</b>	-	<b>2</b>

Men	Gold	Silver	Bronze	4th	5th	6th	7th	8th
2004	-	-	-	-	-	1	-	-
2008	-	-	-	-	-	-	-	1
2012	-	-	-	-	1	-	-	-
<b>Totals</b>	-	-	-	-	<b>1</b>	<b>1</b>	-	<b>1</b>

Women	Gold	Silver	Bronze	4th	5th	6th	7th	8th
2008	-	-	-	-	-	-	-	1
2012	-	-	-	-	-	1	-	-
<b>Totals</b>	-	-	-	-	-	<b>1</b>	-	<b>1</b>

**Best Placings:**

Men	Matej Tóth	50kmW: 2012-5
Women	Lucia Klocová	1500m: 2012-6

**SWE / Sweden**

**Years Competed:** All but 1904

**Placing Tables:**

Overall	Gold	Silver	Bronze	4th	5th	6th	7th	8th
1896	-	-	-	1	-	-	-	-
1900	-	-	1	1+2=	1	2	1	2+1=
1906	2	4	5	5	3	2+1=	1	-
1908	2	-	2+1=	-	2	-	2	2
1912	3+1=	5	5	4+2=	4+1=	5	7	6
1920	1	3	10	5	7	4	3+1=	3
1924	-	3	2	1	2	2	2	5
1928	1	2	4	4	1	2	1	2
1932	-	1	-	2	2	2	1	-
1936	-	-	2	2	1	3+1=	2	1
1948	5	3	5	1	7	3	3+1=	1
1952	1	-	2	1	2	2	5	4
1956	-	-	1	3	2	1	-	1
1960	-	1	-	1	2	2+1=	1+1=	-
1964	-	-	1	1	-	1=	-	1
1968	-	-	-	-	1	2	-	2
1972	-	-	1	-	-	-	2	-
1976	1	-	-	1	-	-	2	2
1980	-	-	-	2	-	-	-	-
1984	-	2	1	1	1	-	1	1
1988	-	-	1=	-	-	-	1	1
1992	-	1	-	-	1	1	-	-
1996	1	-	-	1	1	-	-	1
2000	-	-	1=	1	-	1=	-	1
2004	3	-	-	-	-	-	-	-
2008	-	-	-	1	-	-	-	1
2012	-	-	-	1	-	-	-	1
<b>Totals20+1=</b>	<b>25</b>	<b>42+3=</b>	<b>40+4=</b>	<b>40+1=</b>	<b>33+5=</b>	<b>35+3=</b>	<b>38+1=</b>	

Men	Gold	Silver	Bronze	4th	5th	6th	7th	8th
1896	-	-	-	1	-	-	-	-
1900	-	-	1	1+2=	1	2	1	2+1=
1906	2	4	5	5	3	2+1=	1	-
1908	2	-	2+1=	-	2	-	2	2
1912	3+1=	5	5	4+2=	4+1=	5	7	6
1920	1	3	10	5	7	4	3+1=	3
1924	-	3	2	1	2	2	2	5
1928	1	2	2	4	1	2	1	2
1932	-	1	-	2	2	2	1	-
1936	-	-	2	2	1	2+1=	2	1
1948	5	3	4	1	7	3	2+1=	1
1952	1	-	2	1	2	2	5	4
1956	-	-	1	2	1	1	-	1
1960	-	1	-	1	2	2	1+1=	-
1964	-	-	1	1	-	1=	-	1
1968	-	-	-	-	1	2	-	2
1972	-	-	1	-	-	-	2	-

1976	1	-	-	1	-	-	1	2
1980	-	-	-	1	-	-	-	-
1984	-	2	1	1	-	-	1	1
1988	-	-	1=	-	-	-	1	1
1992	-	1	-	-	1	-	-	-
1996	-	-	-	1	1	-	-	1
2000	-	-	-	1	-	1=	-	1
2004	2	-	-	-	-	-	-	-
2008	-	-	-	1	-	-	-	1
2012	-	-	-	1	-	-	-	-
<b>Totals</b>	<b>18+1=</b>	<b>25</b>	<b>39+2=</b>	<b>38+4=</b>	<b>38+1=</b>	<b>31+4=</b>	<b>33+3=</b>	<b>37+1=</b>

Women	Gold	Silver	Bronze	4th	5th	6th	7th	8th
1928	-	-	2	-	-	-	-	-
1936	-	-	-	-	-	1	-	-
1948	-	-	1	-	-	-	1	-
1956	-	-	-	1	1	-	-	-
1960	-	-	-	-	-	1=	-	-
1976	-	-	-	-	-	-	1	-
1980	-	-	-	1	-	-	-	-
1984	-	-	-	-	1	-	-	-
1992	-	-	-	-	-	1	-	-
1996	1	-	-	-	-	-	-	-
2000	-	-	1=	-	-	-	-	-
2004	1	-	-	-	-	-	-	-
2012	-	-	-	-	-	-	-	1
<b>Totals</b>	<b>2</b>	<b>-</b>	<b>3+1=</b>	<b>2</b>	<b>2</b>	<b>2+1=</b>	<b>2</b>	<b>1</b>

**Medallists:**

Men	Georg Åberg	LJ: 1912-3; TJ: 1912-2
	Erik Abrahamsson	LJ: 1920-3
	<b>Arne Åman</b>	<b>TJ: 1948-1</b>
	Bertil Albertsson	10,000m: 1948-3
	Knut Alm	8KmXCTeam: 1920-3
	Erik Almlöf	TJ: 1912-3, 1920-3
	Folke Alnevik	4x400mR: 1948-3
	<b>Hjalmar Andersson</b>	<b>12KmXC: 1912-2;</b> <b>12KmXCTeam: 1912-1</b>
	Eric Backman	5000m: 1920-3; 8KmXC: 1920-2; 3000mTeam: 1920- 3; 8KmXCTeam: 1920-3
	Ricky Bruch	DT: 1972-3
	Erik Byléhn	800m: 1928-2; 4x400mR: 1924-2
	<b>Gustaf Carlén</b>	<b>12KmXCTeam: 1912-1</b>
	Edward Dahl	5Miles: 1906-3
	<b>John Eke</b>	<b>12KmXC: 1912-3;</b> <b>12KmXCTeam: 1912-1</b>
	Bo Ekelund	HJ: 1920-3
	Hilding Ekman	8KmXCTeam: 1920-3
	Kenth Eldebrink	JT: 1984-3
	Erik Elmsäter	3000mSC: 1948-2
	Nils Engdahl	400m: 1920-3; 4x400mR: 1924-2
	<b>Henry Eriksson</b>	<b>1500m: 1948-1</b>
	Ernst Fast	Mar: 1900-3
	<b>Bror Fock</b>	<b>3000mTeam: 1912-2;</b> <b>12KmXCTeam: 1912-1</b>
	Nils Frykberg	3000mTeam: 1912-2
	Bo Gustafsson	50kmW: 1984-2
	<b>Anders Gärderud</b>	<b>3000mSC: 1976-1</b>
	Göte Hagström	3000mSC: 1948-3
	Lars Hedwall	8KmXCTeam: 1920-3
	<b>Edvin Hellgren</b>	<b>12KmXCTeam: 1912-1</b>
	Kristian Hellström	1500m: 1906-3
	Stefan Holm	HJ: 2004-1
	Agne Holmström	4x100mR: 1920-3
	Gösta Holmér	Dec: 1912-3
	Josef Holsner	3000mTeam: 1920-3
	Folke Janson	TJ: 1920-2

Gustaf Jansson	Mar: 1952-3	
Ingemar Johansson	10,000mW: 1948-2	
Henry Jonsson	5000m: 1936-3	
<b>John Klintberg</b>	<b>12KmXCTeam: 1912-1</b>	
<b>Brynolf Larsson</b>	<b>12KmXCTeam: 1912-1</b>	
Rune Larsson	400mH: 1948-3; 4x400mR: 1948-3	
<b>Eric Lemming</b>	SP: 1906-3; <b>JT FS: 1906-1,</b> <b>1908-1; JT: 1908-1, 1912-1;</b> Pen: 1906-3	
Carl Johan Lind	56lbT: 1920-3; HT: 1920-2	
<b>Axel Lindahl</b>	<b>12KmXCTeam: 1912-1</b>	
Knut Lindberg	JT FS: 1906-2; 4x100mR: 1912-2	
<b>Gustaf Lindblom</b>	<b>TJ: 1912-1</b>	
Gunnar Lindström	JT: 1924-2	
<b>John Ljunggren</b>	<b>50kmW: 1948-1, 1956-3,</b> 1960-2	
Charles Lomberg	Dec: 1912-2	
Ragnar Lundberg	PV: 1952-3	
Sven Lundgren	3000mTeam: 1920-3	
<b>Erik Lundqvist</b>	<b>JT: 1928-1</b>	
Kurt Lundqvist	4x400mR: 1948-3	
<b>Klas Lundström</b>	<b>12KmXCTeam: 1912-1</b>	
Charles Luther	4x100mR: 1912-2	
Emil Magnusson	DT BA: 1912-3	
Verner Magnusson	8KmXCTeam: 1920-3	
Sven Malm	4x100mR: 1920-3	
Gustaf Mattsson	8KmXCTeam: 1920-3	
<b>Hjalmar Mellander</b>	<b>Pen: 1906-1</b>	
<b>John Mikaelsson</b>	<b>10,000mW: 1948-1, 1952-1</b>	
Ivan Möller	4x100mR: 1912-2	
Otto Nilsson	JT: 1908-3	
<b>Henrik Nordström</b>	<b>12KmXCTeam: 1912-1</b>	
Bertil Ohlson	Dec: 1920-3	
Christian Olsson	TJ: 2004-1	
Thorild Olsson	3000mTeam: 1912-2	
Ture Person	4x100mR: 1912-2	
<b>William Petersson</b>	<b>LJ: 1920-1;</b> 4x100mR: 1920-3	
Sten-Pelle Petterson	110mH: 1924-3	
Ingvar Pettersson	50kmW: 1964-3	
Nils Sandström	4x100mR: 1920-3	
Patrik Sjöberg	HJ: 1984-2, 1988-3=, 1992-2	
<b>Tore Sjöstrand</b>	<b>3000mSC: 1948-1</b>	
Ossian Skiöld	HT: 1928-2	
Lennart Strand	1500m: 1948-2	
<b>Johan Sundkvist</b>	<b>12KmXCTeam: 1912-1</b>	
John Svanberg	5Miles: 1906-2, 1908-3; Mar: 1906-2	
Artur Svensson	4x400mR: 1924-2	
Eric Svensson	TJ: 1932-2	
Bruno Söderström	PV: 1906-2, 1908-3=; JT FS: 1906-3	
<b>Josef Ternström</b>	<b>12KmXCTeam: 1912-1</b>	
Fred Warngård	HT: 1936-3	
Gustaf Wejnarth	4x400mR: 1924-2	
Edvin Wide	5000m: 1924-3, 1928-3; 10,000m: 1924-2, 1928-3; 3000mTeam: 1920-3	
Ernst Wide	3000mTeam: 1912-2	
<b>Hugo Wieslander</b>	<b>Dec: 1912-1</b>	
Lars-Erik Wolfbrandt	4x400mR: 1948-3	
John Zander	3000mTeam: 1912-2, 1920-3	
Women	Kajsa Bergqvist	HJ: 2000-3=
	<b>Ludmila Engquist</b>	<b>100mH: 1996-1</b>
	Inga Gentzel	800m: 1928-3
	<b>Carolina Klüft</b>	<b>Hep: 2004-1</b>
	Ann-Britt Leyman	LJ: 1948-3
	Ruth Svedberg	DT: 1928-3

**SWZ / Swaziland**

**Years Competed:** 1972-1984-1988-1992-1996-2000-2004-2008-2012

**Best Placings:**

Men Richard Mabuza Mar: 1972-17  
Women Phumlile Ndzinisa 400m: 2012-5h4

**SYR / Syria**

**Years Competed:** 1972-1980-1988-1992-1996-2000-2004-2008-2012

**Placing Tables:**

Women	Gold	Silver	Bronze	4th	5th	6th	7th	8th
1996	1	-	-	-	-	-	-	-
<b>Totals</b>	<b>1</b>	<b>-</b>	<b>-</b>	<b>-</b>	<b>-</b>	<b>-</b>	<b>-</b>	<b>-</b>

**Medallists:**

Men No medals; best placing:  
Adnan Houry DT: 1980-16Q  
Women **Ghada Shouaa** Hep: 1996-1

**TAN / Tanzania**

**Years Competed:** 1964-1968-1972-1980-1984-1988-1992-1996-2000-2004-2008-2012

**Placing Tables:**

Men	Gold	Silver	Bronze	4th	5th	6th	7th	8th
1980	-	2	-	-	-	-	-	-
1984	-	-	-	-	-	1	-	-
1988	-	-	-	-	-	-	1	-
<b>Totals</b>	<b>-</b>	<b>2</b>	<b>-</b>	<b>-</b>	<b>-</b>	<b>1</b>	<b>1</b>	<b>-</b>

**Medallists:**

Men Filbert Bayi 3000mSC: 1980-2  
Suleiman Nyambui 5000m: 1980-2  
Women No medals; best placing:  
Nzaeli Kyomo 100m: 1984-8q4; 200m:  
1980-8q3, 1984-8q2

**TCH / Czechoslovakia**

**Years Competed:** 1920-1924-1928-1932-1936-1948-1952-1956-1960-1964-1968-1972-1976-1980-1988-1992

*Before 1920 athletes competed for BOH / Bohemia. The country divided into the Czech & Slovak Republics (CZE / SVK) in 1993. The nation of origin of Czechoslovakian medallists is shown below to the left of their name*

**Placing Tables:**

Overall	Gold	Silver	Bronze	4th	5th	6th	7th	8th
1920	-	-	-	1	-	-	-	-
1928	-	-	-	-	-	-	-	1
1932	-	-	1	-	-	-	-	1
1936	-	-	-	1	-	1=	1	-
1948	1	1	-	1	1	1	1	1
1952	4	1	-	1	1	1	-	-
1956	1	-	1	1	1	2	1	1+1=

1960	-	1	-	1	-	-	1=	3
1964	-	2	-	-	-	1	-	-
1968	1	-	1	1	1	1	-	1
1972	1	-	1	1	1	-	2	2
1976	-	-	1	1	-	1	-	-
1980	-	2	-	-	-	2	2	-
1988	1	1	-	-	2	2	1	-
1992	2	-	-	-	1	-	-	-
<b>Totals</b>	<b>11</b>	<b>8</b>	<b>5</b>	<b>9</b>	<b>8</b>	<b>11+1=</b>	<b>8+1=</b>	<b>10+1=</b>

Men	Gold	Silver	Bronze	4th	5th	6th	7th	8th
1920	-	-	-	1	-	-	-	-
1928	-	-	-	-	-	-	-	1
1932	-	-	1	-	-	-	-	1
1936	-	-	-	1	-	1=	1	-
1948	1	1	-	1	-	-	-	1
1952	3	1	-	1	-	1	-	-
1956	-	-	1	-	1	2	-	-
1960	-	-	-	-	-	-	1=	2
1964	-	2	-	-	-	1	-	-
1968	-	-	1	-	1	-	-	1
1972	1	-	-	1	1	-	1	1
1980	-	1	-	-	-	1	2	-
1988	1	1	-	-	2	1	1	-
1992	2	-	-	-	1	-	-	-
<b>Totals</b>	<b>8</b>	<b>6</b>	<b>3</b>	<b>5</b>	<b>6</b>	<b>6+1=</b>	<b>5+1=</b>	<b>7</b>

Women	Gold	Silver	Bronze	4th	5th	6th	7th	8th
1948	-	-	-	-	1	1	1	-
1952	1	-	-	-	1	-	-	-
1956	1	-	-	1	-	-	1	1+1=
1960	-	1	-	1	-	-	-	1
1968	1	-	-	1	-	1	-	-
1972	-	-	1	-	-	-	1	1
1976	-	-	1	1	-	1	-	-
1980	-	1	-	-	-	1	-	-
1988	-	-	-	-	-	1	-	-
<b>Totals</b>	<b>3</b>	<b>2</b>	<b>2</b>	<b>4</b>	<b>2</b>	<b>5</b>	<b>3</b>	<b>3+1=</b>

**Medallists:**

Men  
CZE Imrich Bugár DT: 1980-2  
CZE **Ludvík Danek** DT: 1964-2, 1968-3, 1972-1  
CZE Josef Doležal 50kmW: 1952-2  
CZE František Douša SP: 1932-3  
CZE Josef Odložil 1500m: 1964-2  
SVK **Jozef Pribilinec** 20kmW: 1988-1  
CZE Jirí Skobla SP: 1956-3  
CZE **Róbert Zmelík** Dec: 1992-1  
CZE **Emil Zátopek** 5000m: 1948-2, 1952-1;  
10,000m: 1948-1, 1952-1;  
Mar: 1952-1  
SVK **Jan Železný** JT: 1988-2, 1992-1  
Women  
CZE Helena Fibingerová SP: 1976-3  
CZE Olga Fikotová DT: 1956-1  
CZE Jarmila Kratochvílová 400m: 1980-2  
CZE Miloslava Rezková HJ: 1968-1  
CZE Dana Zátopková JT: 1952-1, 1960-2  
SVK Eva Šuranová LJ: 1972-3

**TGA / Tonga**

**Years Competed:** 1988-1992-1996-2000-2004-2008-2012

**Best Placings:**

Men Homelo Vi Dec: 1992-26  
Women Siulovo'vao Ikavuka DT: 1988-21Q

**THA / Thailand**

**Years Competed:** 1952-1956-1960-1964-1972-1976-1984-1988-1992-1996-2000-2004-2008-2012

**Best Placings:**

Men	Seaksarn Boonrat	4x100mR: 1992-6s2
	Kriengkrai Narom	4x100mR: 1992-6s2
	Niti Piyapan	4x100mR: 1992-6s2
	Visut Watanasin	4x100mR: 1992-6s2
Women	Trecia Roberts	100mH: 2000-7s2

**TJK / Tadjikistan**

**Years Competed:** 1996-2000-2004-2008-2012

**Best Placings:**

Men	Dilshod Nazarov	HT: 2012-10
Women	Gulsara Dadabayeva	Mar: 2000-41

*See also USSR for Tadjik medallists of the Soviet era*

**TKM / Turkmenistan**

**Years Competed:** 1996-2000-2004-2008-2012

**Best Placings:**

Men	Mergen Mamedov	HT: 2012-35Q
Women	Viktoriya Brigadnaya	TJ: 2000-13Q

**TKS / Turks & Caicos**

No competitors

**TLS / East Timor**

**Years Competed:** 2000-2004-2008-2012

*Competed as IOA / Individual Olympic Athletes in 2000*

**Best Placings:**

Men	Calisto da Costa	Mar: 2000-71
Women	Aguida Amaral	Mar: 2000-43

**TOG / Togo**

**Years Competed:** 1972-1984-1988-1992-1996-2000-2004-2008-2012

**Best Placings:**

Men	Kouami Aholou	4x100mR: 1992-7s2
	Kossi Akoto	4x100mR: 1992-7s2
	Franck Amégnigan	4x100mR: 1992-7s2
	Boévi Lawson	4x100mR: 1992-7s2
Women	Bamab Napo	100m: 2012-7q6

**TPE / Chinese Taipei**

**Years Competed:** 1956-1960-1964-1968-1972-1984-1988-1992-1996-2000-2004-2008-2012

*Competed as ROC / Republic of China in 1972*

**Placing Tables:**

Overall	Gold	Silver	Bronze	4th	5th	6th	7th	8th
1956	-	-	-	-	-	-	-	1
1960	-	1	-	-	-	-	-	-
1964	-	-	-	-	1	-	-	-
1968	-	-	1	-	-	-	1	-
<b>Totals</b>	-	<b>1</b>	<b>1</b>	-	<b>1</b>	-	<b>1</b>	<b>1</b>

Men	Gold	Silver	Bronze	4th	5th	6th	7th	8th
1956	-	-	-	-	-	-	-	1
1960	-	1	-	-	-	-	-	-
1964	-	-	-	-	1	-	-	-
<b>Totals</b>	-	<b>1</b>	-	-	<b>1</b>	-	-	<b>1</b>

Women	Gold	Silver	Bronze	4th	5th	6th	7th	8th
1968	-	-	1	-	-	-	1	-
<b>Totals</b>	-	-	<b>1</b>	-	-	-	<b>1</b>	-

**Medallists:**

Men	Yang Chuan-Kwang	Dec: 1960-2
Women	Chi Cheng	80mH: 1968-3

**TRI / Trinidad and Tobago**

**Years Competed:** 1948-1956-1964-1968-1972-1976-1980-1984-1988-1992-1996-2000-2004-2008-2012

**Placing Tables:**

Overall	Gold	Silver	Bronze	4th	5th	6th	7th	8th
1956	-	-	-	1	-	1	-	-
1964	-	1	2	-	-	-	-	1
1968	-	-	-	1	-	1	-	1
1972	-	-	-	-	-	-	-	1
1976	1	-	-	-	-	1	-	1
1980	-	-	-	-	-	2	-	1
1984	-	-	-	-	-	-	1	-
1988	-	-	-	-	-	-	1	-
1992	-	-	-	1	-	-	1	-
1996	-	-	2	-	-	-	-	-
2000	-	1	1	-	-	-	-	-
2004	-	-	-	-	-	-	1	-
2008	-	2	-	-	-	-	2	-
2012	1	1	2	-	-	3	-	-
<b>Totals</b>	<b>2</b>	<b>5</b>	<b>7</b>	<b>3</b>	-	<b>8</b>	<b>6</b>	<b>5</b>

Men	Gold	Silver	Bronze	4th	5th	6th	7th	8th
1956	-	-	-	1	-	1	-	-
1964	-	1	2	-	-	-	-	1
1968	-	-	-	1	-	1	-	1
1972	-	-	-	-	-	-	-	1
1976	1	-	-	-	-	1	-	1
1980	-	-	-	-	-	2	-	1
1988	-	-	-	-	-	-	1	-
1992	-	-	-	1	-	-	1	-
1996	-	-	2	-	-	-	-	-
2000	-	1	1	-	-	-	-	-
2004	-	-	-	-	-	-	1	-
2008	-	2	-	-	-	-	2	-
2012	1	1	2	-	-	2	-	-
<b>Totals</b>	<b>2</b>	<b>5</b>	<b>7</b>	<b>3</b>	-	<b>7</b>	<b>5</b>	<b>5</b>

Women	Gold	Silver	Bronze	4th	5th	6th	7th	8th
1984	-	-	-	-	-	-	1	-
2012	-	-	-	-	-	1	-	-
<b>Totals</b>	-	-	-	-	-	<b>1</b>	<b>1</b>	-

**Medallists:**

Men	Ade Alleyne-Forte	4x400mR: 2012-3
	Aaron Armstrong	4x100mR: 2008-2 (ran ht)
	Kent Bernard	4x400mR: 1964-3
	Keston Bledman	4x100mR: 2008-2, 2012-2

Ato Boldon	100m: 1996-3, 2000-2; 200m: 1996-3, 2000-3
Marc Burns	4x100mR: 2008-2, 2012-2
Emmanuel Callender	4x100mR: 2008-2, 2012-2
<b>Hasely Crawford</b>	<b>100m: 1976-1</b>
Lalonde Gordon	400m: 2012-3; 4x400mR: 2012-3
Deon Lendore	4x400mR: 2012-3
Wendell Mottley	400m: 1964-2; 4x400mR: 1964-3
Edwin Roberts	200m: 1964-3; 4x400mR: 1964-3
Edwin Skinner	4x400mR: 1964-3
Jarrin Solomon	4x400mR: 2012-3
Richard Thompson	100m: 2008-2; 4x100mR: 2008-2, 2012-2
<b>Keshorn Walcott</b>	<b>JT: 2012-1</b>
Women No medals; best placing:	
Kelly-Ann Baptiste	100m: 2012-6

**TUN / Tunisia**

**Years Competed:** 1960-1964-1968-1972-1984-1988-1992-1996-2000-2004-2008-2012

**Placing Tables:**

Overall	Gold	Silver	Bronze	4th	5th	6th	7th	8th
1964	-	1	-	-	-	-	-	-
1968	1	-	1	-	-	-	-	-
1972	-	1	-	-	-	-	-	1
1996	-	-	-	-	-	-	-	1
2012	1	-	-	-	-	-	-	-
<b>Totals*</b>	<b>2</b>	<b>2</b>	<b>1</b>	-	-	-	-	<b>2</b>

Men	Gold	Silver	Bronze	4th	5th	6th	7th	8th
1964	-	1	-	-	-	-	-	-
1968	1	-	1	-	-	-	-	-
1972	-	1	-	-	-	-	-	1
1996	-	-	-	-	-	-	-	1
<b>Totals</b>	<b>1</b>	<b>2</b>	<b>1</b>	-	-	-	-	<b>2</b>

Women	Gold	Silver	Bronze	4th	5th	6th	7th	8th
2012	1	-	-	-	-	-	-	-
<b>Totals*</b>	<b>1</b>	-	-	-	-	-	-	-

**Medallists:**

Men	<b>Mohamed Gammoudi</b>	5000m: 1968-1, 1972-2; 10,000m: 1964-2, 1968-3
Women	<b>Habiba Ghribi</b>	3000mSC: 2012-1*

\* *Habiba Ghribi's upgrade from silver to 2012 3000mSC gold, following the doping disqualification of Yuliya Zaripova RUS, is not publicly confirmed by the IOC as at June 10, 2016, though on June 4, 2016 she did receive the medal at a special ceremony in Radès.*

**TUR / Turkey**

**Years Competed:** 1906-1912-1924-1928-1948-1952-1960-1964-1968-1972-1976-1984-1988-1992-1996-2000-2004-2008-2012

**Placing Tables:**

Overall	Gold	Silver	Bronze	4th	5th	6th	7th	8th
1912	-	-	-	-	-	-	1	-
1948	-	-	1	-	-	-	-	-
1968	-	-	-	1	-	-	-	-
2004*	-	1	-	-	-	-	-	1
2008	-	2	-	-	-	-	1	-
2012*	1	-	-	-	-	-	-	1
<b>Totals*</b>	<b>1</b>	<b>3</b>	<b>1</b>	<b>1</b>	-	-	<b>2</b>	<b>2</b>

Men	Gold	Silver	Bronze	4th	5th	6th	7th	8th
1912	-	-	-	-	-	-	1	-
1948	-	-	1	-	-	-	-	-
1968	-	-	-	1	-	-	-	-
2004*	-	1	-	-	-	-	-	-
2012	-	-	-	-	-	-	-	1
<b>Totals*</b>	-	<b>1</b>	<b>1</b>	<b>1</b>	-	-	<b>1</b>	<b>1</b>

Women	Gold	Silver	Bronze	4th	5th	6th	7th	8th
2004	-	-	-	-	-	-	-	1
2008	-	2	-	-	-	-	1	-
2012*	1	-	-	-	-	-	-	-
<b>Totals*</b>	<b>1</b>	<b>2</b>	-	-	-	-	<b>1</b>	<b>1</b>

**Medallists:**

Men	Eşref Apak	HT: 2004-2
	Ruhi Sarialp	TJ: 1948-3
Women	Elvan Abeylegesse	5000m: 2008-2; 10,000m: 2008-2
	<b>Gamze Bulut</b>	<b>1500m: 2012-1*</b>

\* *Eşref Apak's upgrade from bronze to 2004 HT silver, following the doping disqualification of Ivan Tikhon BLR, and Gamze Bulut's upgrade to 2012 1500m gold, following the doping disqualification of Aslı Çakir Alptekin TUR, are not publicly confirmed by the IOC as at June 10, 2016. The actual Olympic medal tallies for Turkey (excluding Çakir Alptekin's gold) are therefore: Overall – 3 silver, 2 bronze; Men – 2 bronze; Women – 3 silver*

**Medallist Disqualified for Doping Violation by IAAF:**

Women	Aslı Çakir Alptekin	1500m: 2012-1
	<i>As at June 10, 2016 the IOC have yet to publicly announce that Çakir Alptekin is to be stripped of her medal</i>	

**TUV / Tuvalu**

**Years Competed:** 2008-2012

**Best Placings:**

Men	Tavevele Noa	100m: 2012-6h2
Women	Asenati Manoa	100m: 2012-7h2

**UAE / United Arab Emirates**

**Years Competed:** 1984-1992-1996-2000-2004-2008-2012

**Best Placings:**

Men	Mohamed Al-Aswad	200m: 1996-6h9
	Rashid Al-Jirbi	400m: 1984-6h6
	Mohamed Helal Ali	110mH: 1984-6h4
	Ibrahim Aziz	800m: 1984-6h4
Women	Bethem Desalegn	1500m: 2012-11h3

**UGA / Uganda**

**Years Competed:** 1956-1960-1964-1968-1972-1980-1984-1988-1992-1996-2000-2004-2008-2012

**Placing Tables:**

Men	Gold	Silver	Bronze	4th	5th	6th	7th	8th
1968	-	-	-	-	-	-	-	1
1972	1	-	-	-	-	-	-	-
1984	-	-	-	-	-	-	1	-
1996	-	-	1	-	-	-	-	-
2004	-	-	-	1	-	-	-	-
2008	-	-	-	1	-	-	-	-
2012	1	-	-	-	-	-	-	-
<b>Totals</b>	<b>2</b>	-	<b>1</b>	<b>2</b>	-	-	<b>1</b>	<b>1</b>



**Medallists:**

Men	<b>John Akii-Bua</b>	<b>400mH: 1972-1</b>
	Davis Kamoga	400m: 1996-3
	<b>Stephen Kiprotich</b>	<b>Mar: 2012-1</b>
Women	No medals; best placing:	
	Judith Ayaa	400m: 1972-7s1
	Ruth Kyalisima	400mH: 1984-7s2

**UKR / Ukraine**

**Years Competed:** 1996-2000-2004-2008-2012

**Placing Tables:**

Overall	Gold	Silver	Bronze	4th	5th	6th	7th	8th
1996	1	-	3	3	1	1	1	1
2000	-	-	2	2	3	-	3	1
2004	-	1	2	1	3	1=	-	3
2008	1	1	3	1	2	-	2	1
2012	-	1	2	3	-	-	2	-
<b>Totals</b>	<b>2</b>	<b>3</b>	<b>12</b>	<b>10</b>	<b>9</b>	<b>1+1=</b>	<b>8</b>	<b>6</b>

Men	Gold	Silver	Bronze	4th	5th	6th	7th	8th
1996	-	-	2	2	-	1	1	-
2000	-	-	1	1	1	-	1	1
2004	-	-	-	-	2	-	-	-
2008	-	-	1	-	1	-	1	1
2012	-	1	-	1	-	-	2	-
<b>Totals</b>	<b>-</b>	<b>1</b>	<b>4</b>	<b>4</b>	<b>4</b>	<b>1</b>	<b>5</b>	<b>2</b>

Women	Gold	Silver	Bronze	4th	5th	6th	7th	8th
1996	1	-	1	1	1	-	-	1
2000	-	-	1	1	2	-	2	-
2004	-	1	2	1	1	1=	-	3
2008	1	1	2	1	1	-	1	-
2012	-	-	2	2	-	-	-	-
<b>Totals</b>	<b>2</b>	<b>2</b>	<b>8</b>	<b>6</b>	<b>5</b>	<b>1=</b>	<b>3</b>	<b>4</b>

**Medallists:**

Men	Aleksandr Bagach	SP: 1996-3
	Aleksandr Krykun	HT: 1996-3
	Aleksandr Pyatnytsya	JT: 2012-2
	Roman Shchurenko	LJ: 2000-3
	Denis Yurchenko	PV: 2008-3
Women	Yelena Antonova	DT: 2008-3
	Inga Babakova	HJ: 1996-3
	Yelizaveta Bryzhina	4x100mR: 2012-3
	<b>Natalya Dobrynska</b>	<b>Hep: 2008-1</b>
	Yelena Govorova	TJ: 2000-3
	Yelena Krasovska	100mH: 2004-2
	<b>Inessa Kravets</b>	<b>TJ: 1996-1</b>
	Irina Lishchynska	1500m: 2008-2
	Olesya Povh	4x100mR: 2012-3
	Mariya Ryemyen	4x100mR: 2012-3
	Olga Saladukha	TJ: 2012-3
	Hrystyna Stuy	4x100mR: 2012-3
	Vita Styopina	HJ: 2004-3
	Tatyana Tereshchuk-Antipova	400mH: 2004-3
	Natalya Tobias	1500m: 2008-3

**Medallists Disqualified for Doping Violation by IAAF & IOC:**

Men	Yuriy Belonog	SP: 2004-1
Women	Lyudmila Blonska	Hep: 2008-2
	Irina Yatchenko	DT: 2004-3

See also USSR for Ukrainian medallists of the Soviet era

**URS / USSR**

**Years Competed:** 1952-1956-1960-1964-1968-1972-1976-1980-1988-1992

*In 1992 the newly dissolved Soviet Union competed under the name of EUN / Unified Team, with the exception of the Baltic Republics who entered their own teams. In the medallists list, the republic of origin is given to the left of the name*

**Placing Tables:**

Overall	Gold	Silver	Bronze	4th	5th	6th	7th	8th
1952	2	8	7	9	3	6	3+1=	2
1956	5	6+1=	9+1=	6	6	5	2	2
1960	11	5	5	10	6	3+1=	2	5
1964	5	2	11	4	10	3	7	4
1968	3	2	8	4	6	3	1	1
1972	9	7	1	4	3	1=	2	8
1976	4	4	10	3	4	4	6	3
1980	15	13+1=	12	8	5	6	2	7
1988	10	6	9+1=	11	4	4	4+1=	3
1992	7	11	3	8	4	3	5	10
<b>Totals</b>	<b>71</b>	<b>64+2=</b>	<b>75+2=</b>	<b>67</b>	<b>51</b>	<b>37+2=</b>	<b>34+2=</b>	<b>45</b>

Men	Gold	Silver	Bronze	4th	5th	6th	7th	8th
1952	-	4	2	6	3	5	3	2
1956	3	4	6+1=	3	4	4	2	2
1960	5	4	4	6	1	2+1=	1	3
1964	2	2	6	1	6	1	7	4
1968	3	1	3	3	5	3	1	-
1972	6	6	1	2	1	1=	1	5
1976	2	2	6	1	1	1	5	2
1980	8	7+1=	7	6	3	3	-	6
1988	5	4	3+1=	4	1	1	1+1=	2
1992	3	2	2	2	1	1	3	4
<b>Totals</b>	<b>37</b>	<b>36+1=</b>	<b>40+2=</b>	<b>34</b>	<b>26</b>	<b>21+2=</b>	<b>24+1=</b>	<b>30</b>

Women	Gold	Silver	Bronze	4th	5th	6th	7th	8th
1952	2	4	5	3	-	1	1=	-
1956	2	2+1=	3	3	2	1	-	-
1960	6	1	1	4	5	1	1	2
1964	3	-	5	3	4	2	-	-
1968	-	1	5	1	1	-	-	1
1972	3	1	-	2	2	-	1	3
1976	2	2	4	2	3	3	1	1
1980	7	6	5	2	2	3	2	1
1988	5	2	6	7	3	3	3	1
1992	4	9	1	6	3	2	2	6
<b>Totals</b>	<b>34</b>	<b>28+1=</b>	<b>35</b>	<b>33</b>	<b>25</b>	<b>16</b>	<b>10+1=</b>	<b>15</b>

**Medallists:**

Men		
TJK	<b>Andrey Abduvaliyev</b>	<b>HT: 1992-1</b>
RUS	<b>Aleksandr Aksinin</b>	<b>4x100mR: 1976-3, 1980-1</b>
RUS	Aleksandr Anufriyev	10,000m: 1952-3
UKR	Vasiliy Arkhipenko	400mH: 1980-2
UKR	Yevgeniy Arzhanov	800m: 1972-2
BLR	Igor Astapkovich	HT: 1992-2
EST	Rein Aun	Dec: 1964-2
UKR	<b>Gennadiy Avdeyenko</b>	<b>HJ: 1988-1</b>
UKR	<b>Nikolay Avilov</b>	<b>Dec: 1972-1, 1976-3</b>
UKR	Leonid Bartenyev	4x100mR: 1956-2, 1960-2
RUS	Aleksandr Baryshnikov	SP: 1976-3, 1980-2
UKR	Ivan Belyayev	3000mSC: 1964-3
RUS	<b>Pyotr Bolotnikov</b>	<b>10,000m: 1960-1</b>
UKR	<b>Anatoliy Bondarchuk</b>	<b>HT: 1972-1, 1976-3</b>
UKR	<b>Valeriy Borzov</b>	<b>100m: 1972-1, 1976-3;</b> <b>200m: 1972-1;</b> 4x100mR: 1972-2, 1976-3
RUS	<b>Valeriy Brumel</b>	<b>HJ: 1960-2, 1964-1</b>
UKR	<b>Viktor Bryzgin</b>	<b>4x100mR: 1988-1</b>

UKR	<b>Sergey Bubka</b>	<b>PV: 1988-1</b>	GEO	<b>Robert Shavlakadze</b>	<b>HJ: 1960-1</b>
RUS	<b>Nikolay Chernetsky</b>	<b>4x400mR: 1980-1</b>	RUS	Leonid Shcherbakov	TJ: 1952-2
KGZ	Satimkul Dzhumanazarov	Mar: 1980-3	RUS	<b>Nikolay Sidorov</b>	<b>4x100mR: 1980-1</b>
RUS	Oleg Fedoseyev	TJ: 1964-2	LAT	Juris Silovs	4x100mR: 1972-2, 1976-3
RUS	Rodion Gataullin	PV: 1988-2	UKR	Nikolay Smaga	20kmW: 1968-3
BLR	Yevgeniy Gavrilenko	400mH: 1976-3	RUS	Nikolay Sokolov	3000mSC: 1960-2
RUS	Valentin Gavrilov	HJ: 1968-3	KAZ	Veniamin Soldatenko	50kmW: 1972-2
UKR	<b>Vladimir Golubnichnyy</b>	<b>20kmW: 1960-1, 1964-3, 1968-1, 1972-2</b>	RUS	Aleksey Spiridonov	HT: 1976-2
BLR	Vladimir Goryayev	TJ: 1960-2	RUS	<b>Leonid Spirin</b>	<b>20kmW: 1956-1</b>
RUS	Eduard Gushchin	SP: 1968-3	RUS	Vladimir Sukharev	4x100mR: 1952-2, 1956-2
RUS	Ardalion Ignatyev	400m: 1956-3=	EST	Jüri Tamm	HT: 1980-3, 1988-3
RUS	<b>Vyacheslav Ivanenko</b>	<b>50kmW: 1988-1</b>	RUS	<b>Maksim Tarasov</b>	<b>PV: 1992-1</b>
BLR	Yevgeniy Ivchenko	50kmW: 1980-3	RUS	<b>Jüri Tarmak</b>	<b>HJ: 1972-1</b>
EST	Bruno Junk	10,000mW: 1952-3; 20kmW: 1956-3	RUS	Igor Ter-Ovanesyan	LJ: 1960-3, 1964-3
RUS	Lev Kalyayev	4x100mR: 1952-2	RUS	Boris Tokarev	4x100mR: 1952-2, 1956-2
RUS	Igor Kashkarov	HJ: 1956-3	RUS	Igor Trandenkov	PV: 1992-2
RUS	Vladimir Kazantsev	3000mSC: 1952-2	UKR	<b>Viktor Tsybulenko</b>	<b>JT: 1956-3, 1960-1</b>
RUS	Vasiliy Khmelevskiy	HT: 1972-3	LTU	Romas Ubartas	DT: 1988-2
BLR	Nikolay Kirov	800m: 1980-3	EST	<b>Jaak Uudmäe</b>	<b>TJ: 1980-1</b>
UKR	<b>Vladimir Kiselyov</b>	<b>SP: 1980-1</b>	LTU	<b>Remigijus Valiulis</b>	<b>4x400mR: 1980-1</b>
BLR	<b>Romauld Klim</b>	<b>HT: 1964-1, 1968-2</b>	RUS	Konstantin Volkov	PV: 1980-2=
RUS	Nikolay Kolesnikov	4x100mR: 1976-3	KAZ	Grigoriy Yegorov	PV: 1988-3
AZE	Yuriy Konovalov	4x100mR: 1956-2, 1960-2	RUS	Sergey Zhelanov	Dec: 1980-3
AZE	Aleksandr Kornelyuk	4x100mR: 1972-2	Women		
KAZ	Gusman Kosanov	4x100mR: 1960-2	UKR	Lyudmila Aksyonova	4x400mR: 1976-3
BLR	Aleksandr Kovalenko	TJ: 1988-3	RUS	Lidiya Alfeyeva	LJ: 1976-3
RUS	Viktor Kravchenko	TJ: 1964-3	RUS	Tatyana Anisimova	100mH: 1976-2
RUS	Vitold Kreyer	TJ: 1956-3, 1960-3	RUS	Vera Anisimova	4x100mR: 1976-3, 1980-2
BLR	Mikhail Krivososov	HT: 1956-2	RUS	Yelizaveta Bagryantseva	DT: 1952-2
UKR	<b>Vladimir Krylov</b>	<b>4x100mR: 1988-1</b>	LTU	Laimutė Baikauskaitė	1500m: 1988-2
LAT	<b>Dainis Kūla</b>	<b>JT: 1980-1</b>	RUS	Irina Beglyakova	DT: 1956-2
RUS	<b>Vladimir Kuts</b>	<b>5000m: 1956-1; 10,000m: 1956-1</b>	RUS	Irina Belova	Hep: 1992-2
RUS	Yuriy Kutsenko	Dec: 1980-2	RUS	Nadezhda Besfamilnaya	4x100mR: 1976-3
RUS	Vasiliy Kuznetsov	Dec: 1956-3, 1960-3	RUS	Natalya Bochina	200m: 1980-2; 4x100mR: 1980-2
BLR	Igor Lapshin	TJ: 1988-2	RUS	Olga Bogoslovskaya	4x100mR: 1992-2
RUS	<b>Mikhail Linge</b>	<b>4x400mR: 1980-1</b>	RUS	<b>Olga Bondarenko</b>	<b>10,000m: 1988-1</b>
RUS	Yuriy Lituyev	400mH: 1952-2	RUS	<b>Lyudmila Bragina</b>	<b>1500m: 1972-1</b>
UKR	Leonid Litvinenko	Dec: 1972-2	UKR	<b>Olga Bryzgina</b>	<b>400m: 1988-1, 1992-2; 4x400mR: 1988-1, 1992-1</b>
RUS	<b>Sergey Litvinov</b>	<b>HT: 1980-2, 1988-1</b>	RUS	Galina Bukharina	4x100mR: 1968-3
BLR	Vladimir Lovetskiy	4x100mR: 1972-2	UKR	<b>Tatyana Burakova</b>	4x100mR: 1976-3; <b>4x400mR: 1980-1</b>
LAT	<b>Jānis Lūsis</b>	<b>JT: 1964-3, 1968-1, 1972-2</b>	RUS	Tamara Bykova	HJ: 1988-3
RUS	Vyacheslav Lykho	SP: 1992-3	RUS	Galina Bystrova	Pen: 1964-3
RUS	Aleksandr Makarov	JT: 1980-2	RUS	Taisiya Chenchik	HJ: 1964-3
RUS	<b>Viktor Markin</b>	<b>400m: 1980-1; 4x400mR: 1980-1</b>	RUS	Galina Chistyakova	LJ: 1988-3
RUS	Yevgeniy Maskinskoy	50kmW: 1956-2	RUS	<b>Nadezhda Chizhova</b>	<b>SP: 1968-3, 1972-1, 1976-2</b>
LTU	Antanas Mikenas	20kmW: 1956-2	RUS	Aleksandra Chudina	HJ: 1952-3; LJ: 1952-2; JT: 1952-2
RUS	Anatoliy Mikhaylov	110mH: 1964-3	UKR	Tatyana Samolenko/Dorovskikh	1500m: 1988-3; <b>3000m: 1988-1, 1992-2</b>
RUS	Yevgeniy Mironov	SP: 1976-2	GEO	Nina Dumbadze	DT: 1952-3
KAZ	<b>Vladimir Muravyov</b>	<b>4x100mR: 1980-1, 1988-1</b>	GEO	Nadezhda Dvalischvili	200m: 1952-3; LJ: 1956-3
RUS	Igor Nikulin	HT: 1992-3	UKR	<b>Lyudmila Dzhigalova</b>	<b>4x400mR: 1988-1 (ran ht), 1992-1</b>
RUS	Edvin Ozolin	4x100mR: 1960-2	RUS	Mariya Golubnichaya	80mH: 1952-2
RUS	<b>Andrey Perlov</b>	<b>50kmW: 1992-1</b>	RUS	Yelena Gorchakova	JT: 1952-3, 1964-3
BLR	Pyotr Pochinuk	20kmW: 1980-2	RUS	<b>Tatyana Goyshchik</b>	<b>4x400mR: 1980-1</b>
UKR	Valeriy Podluzhniy	LJ: 1980-3	GEO	Saida Gunba	JT: 1980-2
UKR	Rudolf Povarnitsyn	HJ: 1988-3=	RUS	Nadezhda Ilyina	4x400mR: 1976-3
RUS	<b>Andrey Prokofyev</b>	<b>4x100mR: 1980-1</b>	LAT	<b>Inese Jaunzeme</b>	<b>JT: 1956-1</b>
RUS	Aleksandr Puchkov	110mH: 1980-3	LTU	Birutė Kalėdienė	JT: 1960-3
RUS	<b>Viktor Rashchupkin</b>	<b>DT: 1980-1</b>	RUS	<b>Tatyana Kazankina</b>	<b>800m: 1976-1; 1500m: 1976-1, 1980-1</b>
BLR	<b>Vasiliy Rudenkov</b>	<b>HT: 1960-1</b>	LAT	Inta Kļimoviča	4x400mR: 1976-3
RUS	Semyon Rzhishchin	3000mSC: 1960-3	KGZ	<b>Tatyana Kolpakova</b>	<b>LJ: 1980-1</b>
RUS	Anatoliy Samotsvetov	HT: 1956-3	RUS	<b>Vera Komisova</b>	<b>100mH: 1980-1; 4x100mR: 1980-2</b>
GEO	Levan Sanadze	4x100mR: 1952-2	RUS	<b>Lyudmila Kondratyeva</b>	<b>100m: 1980-1; 4x100mR: 1988-3</b>
GEO	<b>Viktor Saneyev</b>	<b>TJ: 1968-1, 1972-1, 1976-1, 1980-2</b>			
KAZ	<b>Vitaliy Savin</b>	<b>4x100mR: 1988-1</b>			
UKR	<b>Yuriy Sedykh</b>	<b>HT: 1976-1, 1980-1, 1988-2</b>			

UKR	Nadezhda Konyayeva	JT: 1956-3
UKR	Valentina Kozyr	HJ: 1968-3
RUS	Esfir Krachevskaya	SP: 1980-2
UKR	Inessa Kravets	LJ: 1992-2
UKR	<b>Vera Krepkina</b>	<b>LJ: 1960-1</b>
RUS	<b>Svetlana Krivelyova</b>	<b>SP: 1992-1</b>
RUS	Olga Kuragina	Pen: 1980-3
RUS	Natalya Lebedyeva	100mH: 1976-3
BLR	<b>Tatyana Ledovskaya</b>	<b>400mH: 1988-2; 4x400mR: 1988-1</b>
KAZ	Tatyana Lesovaya	DT: 1980-3
RUS	<b>Natalya Lisovskaya</b>	<b>SP: 1988-1</b>
UKR	<b>Lyudmila Lysenko</b>	<b>800m: 1960-1</b>
RUS	Galina Malchugina	4x100mR: 1988-3, 1992-2
RUS	Lyudmila Maslakova	4x100mR: 1968-3, 1976-3, 1980-2
RUS	<b>Faina Melnik</b>	<b>DT: 1972-1</b>
RUS	Olga Mineyeva	800m: 1980-2
RUS	<b>Irina Nazarova</b>	<b>4x400mR: 1980-1</b>
RUS	<b>Olga V. Nazarova</b>	<b>400m: 1988-3; 4x400mR: 1988-1, 1992-1</b>
RUS	Yelena Nikolayeva	10kmW: 1992-2
RUS	<b>Liliya Nurutdinova</b>	<b>800m: 1992-2; 4x400mR: 1992-1 (ran ht)</b>
RUS	Antonina Okorokova	HJ: 1968-2
UKR	<b>Nadyezhda Olizarenko</b>	<b>800m: 1980-1; 1500m: 1980-3</b>
RUS	<b>Elvira Ozolina</b>	<b>JT: 1960-1</b>
RUS	Natalya Pechyonkina	400m: 1968-3
KGZ	<b>Mariya Pinigina</b>	<b>4x400mR: 1988-1</b>
RUS	Mariya Pisaryeva	HJ: 1956-2=
RUS	Natalya Pomoshchnikova	4x100mR: 1988-3
RUS	<b>Nina Ponomaryova</b>	<b>DT: 1952-1, 1956-3, 1960-1</b>
RUS	Vera Popkova	4x100mR: 1968-3
RUS	<b>Irina Press</b>	<b>80mH: 1960-1; Pen: 1964-1</b>
RUS	<b>Tamara Press</b>	<b>SP: 1960-1, 1964-1; DT: 1960-2, 1964-1</b>
RUS	Irina Privalova	100m: 1992-3; 4x100mR: 1992-2
RUS	Tatyana Providokhina	800m: 1980-3
RUS	Lyudmila Rogachova	1500m: 1992-2
RUS	<b>Yelena Romanova</b>	<b>3000m: 1992-1</b>
RUS	Olga Rukavishnikova	Pen: 1980-2
RUS	<b>Yelena Ruzina</b>	<b>4x400mR: 1992-1</b>
LTU	Nijolė Sabaitė	800m: 1972-2
RUS	Lyudmila Samotyosova	4x100mR: 1968-3
RUS	Tatyana Shchelkanova	LJ: 1964-3
BLR	Natalya Shikolenko	JT: 1992-2
UZB	<b>Marina Shmonina</b>	<b>4x400mR: 1992-1 (ran ht)</b>
UKR	Tatyana Skachko	LJ: 1980-3
RUS	Natalya Sokolova	4x400mR: 1976-3
RUS	Tatyana Talysheva	LJ: 1968-3
UKR	<b>Nadezhda Tkachenko</b>	<b>Pen: 1980-1</b>
RUS	Klavdiya Tochonova	SP: 1952-3
RUS	Marina Trandenkova	4x100mR: 1992-2
RUS	<b>Tamara Tyshkevich</b>	<b>SP: 1956-1</b>
RUS	<b>Valentina Yegorova</b>	<b>Mar: 1992-1</b>
RUS	Marina Zhirova	4x100mR: 1988-3
UKR	Yelena Zhupiyova	10,000m: 1988-3
RUS	<b>Galina Zyбина</b>	<b>SP: 1952-1, 1956-2, 1964-3</b>
UKR	<b>Nina Zyuskova</b>	<b>4x400mR: 1980-1</b>

---

**URU / Uruguay**


---

**Years Competed:** 1948-1952-1956-1960-1968-1972-1976-1988-1992-1996-2000-2004-2008-2012

**Best Placings:**

Men	Fermín Donazar	LJ: 1956-12
	Ricardo Vera	3000mSC: 1992-12
Women	Estrella Puente	JT: 1952-10

---

**USA / United States**


---

**Years Competed:** All but 1980

**Placing Tables:**

Overall	Gold	Silver	Bronze	4th	5th	6th	7th	8th
1896	9	4+2=	1	1	-	-	-	-
1900	16	13	10	7	1	3	2	1
1904	22	21.8	21	20	13	12	4	2
1906	11	4+2=	5+1=	5	4	5	1	-
1908	14+2=	9+1=	7+1=	8	4+3=	6+3=	2	4+1=
1912	14+2=	12+2=	11	9+5=	11+1=	4+2=	6	3+3=
1920	9	12	8	10	8	7	7	6
1924	12	10	10	6	9	7	5	3
1928	9	8	8	7	7	4	5+1=	2
1932	16	13	6	8	7	8	4	6
1936	14	7	4	5	7+1=	5	2	5+2=
1948	12	5	10	7	2	5	1	3
1952	15	10	6	3	-	2	3	-
1956	16	10	5	8	1	2	1+1=	1
1960	12	8	6	1	2	7	2	2
1964	14	7	3	4	5	4+1=	3	4
1968	15	6	7	6	6	9	2	-
1972	6	8	8	9	6	1	1	2
1976	6	8	8	5	6	6	3	4
1984	16	15	7+2=	9	8	7	5	5
1988	13	7	6	4	9	6	2	4
1992	12	8	9+1=	3	6	2	7	3+1=
1996	13	5	5	7	6	2	3	6
2000	7	4	5	3	3	-	4	4
2004	9	11	5	7	1	3	2+1=	3
2008	7	9	7	4	3	2	2	5
2012	9	12	7	9	8	4	3	3
<b>Totals</b>	<b>328+4=</b>	<b>246.8+7=</b>	<b>195+5=</b>	<b>175+5=</b>	<b>143+5=</b>	<b>123+6=</b>	<b>82+3=</b>	<b>81+7=</b>

Men	Gold	Silver	Bronze	4th	5th	6th	7th	8th
1896	9	4+2=	1	1	-	-	-	-
1900	16	13	10	7	1	3	2	1
1904	22	21.8	21	20	13	12	4	2
1906	11	4+2=	5+1=	5	4	5	1	-
1908	14+2=	9+1=	7+1=	8	4+3=	6+3=	2	4+1=
1912	14+2=	12+2=	11	9+5=	11+1=	4+2=	6	3+3=
1920	9	12	8	10	8	7	7	6
1924	12	10	10	6	9	7	5	3
1928	8	6	7	6	7	3	4+1=	1
1932	11	10	5	7	6	5	4	6
1936	12	7	4	5	6	5	1	4
1948	11	5	9	6	2	5	1	3
1952	14	10	6	3	-	1	2	-
1956	15	9	4	6	1	1	1+1=	-
1960	9	8	5	1	2	6	1	2
1964	12	5	3	3	5	4+1=	2	2
1968	12	5	7	4	4	5	1	-
1972	6	7	6	7	5	1	-	2
1976	6	6	7	5	3	4	1	1
1984	9	8	6+1=	5	6	5	4	-
1988	7	5	5	3	5	2	1	1
1992	8	5	6+1=	1	3	-	3	2+1=
1996	10	4	2	5	4	2	2	4
2000	5	4	3	3	3	-	2	2
2004	7	9	3	3	-	1	1	2
2008	4	5	5	1	-	1	-	1
2012	3	8	3	7	2	2	1	2
<b>Totals</b>	<b>276+4=</b>	<b>211.8+7=</b>	<b>169+4=</b>	<b>147+5=</b>	<b>114+4=</b>	<b>97+6=</b>	<b>59+2=</b>	<b>54+5=</b>

Women	Gold	Silver	Bronze	4th	5th	6th	7th	8th
1928	1	2	1	1	-	1	1	1
1932	5	3	1	1	1	3	-	-
1936	2	-	-	-	1+1=	-	1	1+2=
1948	1	-	1	1	-	-	-	-
1952	1	-	-	-	-	1	1	-
1956	1	1	1	2	-	1	-	1
1960	3	-	1	-	-	1	1	-
1964	2	2	-	1	-	-	1	2
1968	3	1	-	2	2	4	1	-
1972	-	1	2	2	1	-	1	-
1976	-	2	1	-	3	2	2	3
1984	7	7	1+1=	4	2	2	1	5
1988	6	2	1	1	4	4	1	3
1992	4	3	3	2	3	2	4	1
1996	3	1	3	2	2	-	1	2
2000	2	-	2	-	-	-	2	2
2004	2	2	2	4	1	2	1+1=	1
2008	3	4	2	3	3	1	2	4
2012	6	4	4	2	6	2	2	1
<b>Totals</b>	<b>52</b>	<b>35</b>	<b>26+1=</b>	<b>28</b>	<b>29+1=</b>	<b>26</b>	<b>23+1=</b>	<b>27+2=</b>

**Medallists:**

Men	Medallist	Results
	<b>Edgar Ablowich</b>	<b>4x400mR: 1932-1</b>
	Ben Adams	StandingHJ: 1912-2; StandingLJ: 1912-3
	<b>Platt Adams</b>	<b>StandingHJ: 1912-1;</b> StandingLJ: 1912-2
	<b>Derrick Adkins</b>	<b>400mH: 1996-1</b>
	Dave Albritton	HJ: 1936-2
	<b>Fred Alderman</b>	<b>4x400mR: 1928-1</b>
	<b>John Anderson</b>	<b>DT: 1932-1</b>
	Steve Anderson	110mH: 1928-2
	<b>Ray Armstead</b>	<b>4x400mR: 1984-1</b>
	Leslie Ashburner	110mH: 1904-3
	<b>Horace Ashenfelter</b>	<b>3000mSC: 1952-1</b>
	<b>Gerry Ashworth</b>	<b>4x100mR: 1964-1</b>
	<b>Charles Austin</b>	<b>HJ: 1996-1</b>
	<b>Harry Babcock</b>	<b>PV: 1912-1</b>
	<b>Alonzo Babers</b>	<b>400m: 1984-1; 4x400mR:</b> <b>1984-1</b>
	Rink Babka	DT: 1960-2
	<b>Charles Bacon</b>	<b>400mH: 1908-1</b>
	<b>George Baird</b>	<b>4x400mR: 1928-1</b>
	<b>Thane Baker</b>	100m: 1956-2; 200m: 1952- 2, 1956-3; <b>4x100mR: 1956-</b> <b>1</b>
	Kirk Baptiste	200m: 1984-2
	<b>Ray Barbuti</b>	<b>400m: 1928-1; 4x400mR:</b> <b>1928-1</b>
	Arthur Barnard	110mH: 1952-3
	<b>Lee Barnes</b>	<b>PV: 1924-1</b>
	<b>Randy Barnes</b>	<b>SP: 1988-2, 1996-1</b>
	Harold Barron	110mH: 1920-2
	Al Bates	LJ: 1928-3
	Michael Bates	200m: 1992-3
	<b>Jim Bausch</b>	<b>Dec: 1932-1</b>
	<b>Irving Baxter</b>	<b>HJ: 1900-1; StandingHJ:</b> 1900-2; <b>PV: 1900-1;</b> StandingLJ: 1900-2; StandingTJ: 1900-2
	<b>Bob Beamon</b>	<b>LJ: 1968-1</b>
	Percy Beard	110mH: 1932-2
	Earl Bell	PV: 1984-3=
	<b>Greg Bell</b>	<b>LJ: 1956-1</b>
	Basil Bennett	HT: 1920-3
	John Bennett	LJ: 1956-2
	Robert Bennett	HT: 1948-3
	<b>Tell Berna</b>	<b>3000mTeam: 1912-1</b>
	<b>Jerome Biffle</b>	<b>LJ: 1952-1</b>

John Biller	StandingHJ: 1908-2=; StandingLJ: 1904-3
Edmund Black	HT: 1928-3
<b>Larry Black</b>	<b>200m: 1972-2; 4x100mR:</b> <b>1972-1</b>
Arthur Blake	1500m: 1896-2
<b>George Bonhag</b>	<b>1500mW: 1906-1;</b> <b>3000mTeam: 1912-1;</b> 3MilesTeam: 1908-2 10kmXCTeam: 1924-2
Verne Booth	<b>4x100mR: 1928-1</b>
<b>Charles Borah</b>	<b>LJ: 1960-1, 1964-2, 1968-3</b>
<b>Ralph Boston</b>	<b>4x400mR: 1948-1</b>
<b>Cliff Bourland</b>	Pen: 1920-2
Everett Bradley	<b>PV: 1960-1</b>
<b>Don Bragg</b>	1500m: 1900-3
John Bray	800m: 1904-3
Emil Breitreutz	400m: 2004-3; <b>4x400mR:</b> <b>2004-1</b>
<b>Derrick Brew</b>	SP: 1928-2
Herman Brix	<b>4x100mR: 2000-1 (ran ht)</b>
<b>Kenny Brokenburr</b>	PV: 1924-3
Jim Brooker	<b>4x400mR: 1976-1</b>
<b>Benny Brown</b>	<b>3000mTeam: 1920-1</b>
<b>Horace Brown</b>	HJ: 1924-2
Leroy Brown	<b>4x100mR: 1984-1</b>
<b>Ron Brown</b>	<b>100m: 1896-1; 400m:</b> <b>1896-1</b>
<b>Thomas Burke</b>	<b>4x100mR: 1992-1</b>
<b>Leroy Burrell</b>	TJ: 1976-2
James Butts	DT: 1912-2
Richard Byrd	4x400mR: 1936-2
Harold Cagle	<b>110mH: 1956-1, 1960-1</b>
<b>Lee Calhoun</b>	<b>Dec: 1952-2, 1956-1</b>
<b>Milt Campbell</b>	110mH: 1988-3
Tonie Campbell	SP: 2008-2
Christian Cantwell	200m: 1968-3
John Carlos	200m: 1960-2
Lester Carney	<b>DT: 1936-1</b>
<b>Ken Carpenter</b>	<b>400m: 1932-1; 4x400mR:</b> <b>1932-1</b>
<b>Bill Carr</b>	<b>200m: 1964-1; 4x400mR:</b> <b>1964-1</b>
<b>Henry Carr</b>	<b>PV: 1928-1</b>
<b>Sabin Carr</b>	SP: 1984-2
Mike Carter	100m: 1904-2; 200m: 1904- 2, 1908-3; <b>MedleyR: 1908-</b> <b>1</b>
<b>Nate Cartmell</b>	HJ: 1968-2
Ed Caruthers	TJ: 1928-2
Lee Casey	<b>4x400mR: 1964-1</b>
<b>Ollan Cassell</b>	200mH: 1904-2
Frank Castleman	<b>400mH: 1964-1</b>
<b>Rex Cawley</b>	HT: 1912-3
Clarence Childs	Dec: 1936-2
Bob Clark	<b>HJ: 1896-1; LJ: 1896-1</b>
<b>Ellery Clark</b>	<b>4x100mR: 1924-1</b>
<b>Louis Clarke</b>	<b>Dec: 2004-2, 2008-1</b>
<b>Bryan Clay</b>	LJ: 2012-3; TJ: 2012-2
Will Claye	400mH: 2008-2; <b>4x400mR:</b> <b>2008-1 (ran ht)</b>
<b>Kerron Clement</b>	200m: 1908-2
Robert Cloughen	<b>4x400mR: 1924-1</b>
<b>Commodore Cochran</b>	DT: 1960-3
Dick Cochran	<b>400mH: 1948-1; 4x400mR:</b> <b>1948-1</b>
<b>Roy Cochran</b>	SP: 1904-2
Wesley Coe	3MilesTeam: 1908-2
Harvey Cohn	4x400mR: 1952-2
Gene Cole	PV: 1900-2
Meredith Colket	

Wayne Collett	400m: 1972-2	Earl Eby	800m: 1920-2
John Collier	110mH: 1928-3	John Eisele	2Miles: 1908-3;
<b>Mike Conley</b>	<b>TJ: 1984-2, 1992-1</b>		3MilesTeam: 1908-2
<b>Hal Connolly</b>	<b>HT: 1956-1</b>	Schuyler Enck	800m: 1924-3
James Connolly	3000mTeam: 1924-3	Fred Engelhardt	TJ: 1904-2
<b>James Connolly</b>	HJ: 1896-2=; LJ: 1896-3;	Dwayne Evans	200m: 1976-3
	<b>TJ: 1896-1, 1900-2</b>	<b>Lee Evans</b>	<b>400m: 1968-1; 4x400mR:</b>
Hollis Conway	HJ: 1988-2, 1992-3=		<b>1968-1</b>
<b>Edward Cook</b>	<b>PV: 1908-1=</b>	<b>Danny Everett</b>	400m: 1988-3; <b>4x400mR:</b>
James Corson	DT: 1928-3		<b>1988-1</b>
<b>Tom Courtney</b>	<b>800m: 1956-1; 4x400mR:</b>	<b>Barney Ewell</b>	100m: 1948-2; 200m: 1948-
	<b>1956-1</b>		<b>2; 4x100mR: 1948-1</b>
William Cox	3000mTeam: 1924-3	<b>Ray Ewry</b>	<b>StandingHJ: 1900-1, 1904-</b>
<b>Ralph Craig</b>	<b>100m: 1912-1; 200m:</b>		<b>1, 1906-1, 1908-1;</b>
	<b>1912-1</b>		<b>StandingLJ: 1900-1, 1904-</b>
<b>Shawn Crawford</b>	<b>200m: 2004-1, 2008-2;</b>		<b>1, 1906-1, 1908-1;</b>
	4x100mR: 2004-2	August Fager	<b>StandingTJ: 1900-1, 1904-1</b>
Mark Crear	110mH: 1996-2, 2000-3	Tom Farrell	10kmXCTeam: 1924-2
John Cregan	800m: 1900-2	Lawrence Feuerbach	800m: 1968-3
Thomas Cronan	TJ: 1906-3	Alfred Fitch	SP: 1904-3
Frank Cuhel	400mH: 1928-2	Horatio Fitch	4x400mR: 1936-2
Josh Culbreath	400mH: 1956-3	<b>John Flanagan</b>	400m: 1924-2
Glenn Cunningham	1500m: 1936-2		56lbT: 1904-2; <b>HT: 1900-1,</b>
<b>Thomas Curtis</b>	<b>110mH: 1896-1</b>		<b>1904-1, 1908-1</b>
Cliff Cushman	400mH: 1960-2	Patrick Flynn	3000mSC: 1920-2
Ira Davenport	800m: 1912-3	Joe Forshaw	Mar: 1908-3
<b>Willie Davenport</b>	<b>110mH: 1968-1, 1976-3</b>	<b>Dick Fosbury</b>	<b>HJ: 1968-1</b>
Buddy Davis	HJ: 1952-1	<b>Frank Foss</b>	<b>PV: 1920-1</b>
Calvin Davis	400mH: 1996-3	Greg Foster	110mH: 1984-2
<b>Glenn Davis</b>	<b>400mH: 1956-1, 1960-1;</b>	Dan Frank	LJ: 1904-2
	<b>4x400mR: 1960-1</b>	William Frank	Mar: 1906-3
Jack Davis	110mH: 1952-2, 1956-2	<b>Herman Frazier</b>	400m: 1976-3; <b>4x400mR:</b>
<b>Otis Davis</b>	<b>400m: 1960-1; 4x400mR:</b>		<b>1976-1</b>
	<b>1960-1</b>	<b>Ron Freeman</b>	400m: 1968-3; <b>4x400mR:</b>
John De Witt	HT: 1904-2		<b>1968-1</b>
<b>Joe DeLoach</b>	<b>200m: 1988-1</b>	Hugo Friend	LJ: 1906-3
Clarence DeMar	Mar: 1924-3	Jim Fuchs	SP: 1948-3, 1952-3
Lance Deal	HT: 1996-2	<b>Ivan Fuqua</b>	<b>4x400mR: 1932-1</b>
Tony Dees	110mH: 1992-2	John Garrels	110mH: 1908-2; SP: 1908-3
Jim Delaney	SP: 1948-2	<b>Robert Garrett</b>	HJ: 1896-2=; LJ: 1896-2;
Bill Dellinger	5000m: 1964-3		StandingTJ: 1900-3; <b>SP:</b>
August Desch	400mH: 1920-3	Jimmy Gathers	<b>1896-1, 1900-3; DT: 1896-1</b>
<b>Mike Devaney</b>	<b>3000mTeam: 1920-1</b>	<b>Justin Gatlin</b>	200m: 1952-3
Brian Diemer	3000mSC: 1984-3		<b>100m: 2004-1, 2012-3;</b>
<b>Harrison Dillard</b>	<b>100m: 1948-1; 110mH:</b>		200m: 2004-3; 4x100mR:
	<b>1952-1; 4x100mR: 1948-1,</b>		2004-2
	<b>1952-1</b>	Merritt Giffin	DT: 1908-2
James Dillion	DT: 1952-3	<b>Alfred Gilbert</b>	<b>PV: 1908-1=</b>
Walter Dix	100m: 2008-3; 200m: 2008-3	<b>Harvey Glance</b>	<b>4x100mR: 1976-1</b>
Craig Dixon	110mH: 1948-3	Ed Glover	PV: 1906-3
Jim Doehring	SP: 1992-2	John Godina	SP: 1996-2, 2000-3
Ken Doherty	Dec: 1928-3	Fortune Gordien	DT: 1948-3, 1956-2
James Donahue	Pen: 1912-2	<b>Ed Gordon</b>	<b>LJ: 1932-1</b>
Herb Douglas	LJ: 1948-3	Ned Gourdin	LJ: 1924-2
<b>Foy Draper</b>	<b>4x100mR: 1936-1</b>	Meredith Gourdine	LJ: 1952-2
<b>Paul Drayton</b>	200m: 1964-2; <b>4x100mR:</b>	<b>Sam Graddy</b>	100m: 1984-2; <b>4x100mR:</b>
	<b>1964-1</b>		<b>1984-1</b>
<b>Ivan Dresser</b>	<b>3000mTeam: 1920-1</b>	Glenn Graham	PV: 1924-2
William Droegemuller	PV: 1928-2	John Gray	10kmXCTeam: 1924-2
<b>Jon Drummond</b>	<b>4x100mR: 1996-2, 2000-1</b>	Johnny Gray	800m: 1992-3
Gale Dull	3MilesTeam: 1908-2	<b>Charlie Greene</b>	100m: 1968-3; <b>4x100mR:</b>
<b>Charlie Dumas</b>	<b>HJ: 1956-1</b>		<b>1968-1</b>
James Duncan	DT: 1912-3	Joe Greene	LJ: 1992-3, 1996-3
Gordon Dunn	DT: 1936-2	<b>Maurice Greene</b>	<b>100m: 2000-1, 2004-3;</b>
<b>Charles Dvorak</b>	<b>PV: 1904-1</b>		<b>4x100mR: 2000-1, 2004-2</b>
<b>Hector Dyer</b>	<b>4x100mR: 1932-1</b>	Herman Groman	400m: 1904-3
Ben Eastman	400m: 1932-2	Adam Gunn	AllAround: 1904-2
<b>Ashton Eaton</b>	<b>Dec: 2012-1</b>	Bob Gutowski	PV: 1956-2

Albert Gutterson	LJ: 1912-1	Thomas Jefferson	200m: 1984-3
<b>Archie Hahn</b>	<b>60m: 1904-1; 100m: 1904-1, 1906-1; 200m: 1904-1</b>	<b>Charlie Jenkins</b>	<b>400m: 1956-1; 4x400mR: 1956-1</b>
<b>Darnell Hall</b>	<b>4x400mR: 1992-1</b> (ran ht)	<b>Chip Jenkins</b>	<b>4x400mR: 1992-1</b> (ran ht)
Dave Hall	800m: 1900-3	<b>Bruce Jenner</b>	<b>Dec: 1976-1</b>
Ervin Hall	110mH: 1968-2	<b>James Jett</b>	<b>4x100mR: 1992-1</b> (ran ht)
Brutus Hamilton	Dec: 1920-2	<b>Allen Johnson</b>	<b>110mH: 1996-1</b>
<b>Reddy Hamilton</b>	<b>MedleyR: 1908-1</b>	Carl Johnson	LJ: 1920-2
<b>Ed Hamm</b>	<b>LJ: 1928-1</b>	<b>Cornelius Johnson</b>	<b>HJ: 1936-1</b>
<b>Millard Hampton</b>	200m: 1976-2; <b>4x100mR: 1976-1</b>	Dave Johnson	Dec: 1992-3
<b>Fred Hansen</b>	<b>PV: 1964-1</b>	Earl Johnson	10.7KmXC: 1924-3;
Trey Hardee	Dec: 2012-2	Jan Johnson	10kmXC Team: 1924-2
Tim Harden	4x100mR: 1996-2	Lawrence Johnson	PV: 1972-3
<b>Glenn Hardin</b>	<b>400mH: 1932-2, 1936-1</b>	<b>Michael Johnson</b>	<b>200m: 1996-1; 400m: 1996-1, 2000-1; 4x400mR: 1992-1</b>
Truxtun Hare	HT: 1900-2; AllAround: 1904-3	<b>Rafer Johnson</b>	<b>Dec: 1956-2, 1960-1</b>
<b>Arthur Harnden</b>	<b>4x400mR: 1948-1</b>	Earl Jones	800m: 1984-3
Danny Harris	400mH: 1984-2	<b>Hayes Jones</b>	<b>110mH: 1960-3, 1964-1</b>
<b>Otis Harris</b>	400m: 2004-2; <b>4x400mR: 2004-1</b>	<b>Johnny Jones</b>	<b>4x100mR: 1976-1</b>
<b>Alvin Harrison</b>	400m: 2000-2; <b>4x400mR: 1996-1</b>	<b>Lou Jones</b>	<b>4x400mR: 1956-1</b>
<b>Kenny Harrison</b>	<b>TJ: 1996-1</b>	<b>Samuel Jones</b>	<b>HJ: 1904-1</b>
<b>Eddie Hart</b>	<b>4x100mR: 1972-1</b>	<b>Al Joyner</b>	<b>TJ: 1984-1</b>
Glenn Hartranft	SP: 1924-2	Meb Keflezighi	Mar: 2004-2
Sidney Hatch	4Miles Team: 1904-2	Daniel Kelly	LJ: 1908-2
Martin Hawkins	110mH: 1912-3	<b>Fred Kelly</b>	<b>110mH: 1912-1</b>
<b>Bob Hayes</b>	<b>100m: 1964-1; 4x100mR: 1964-1</b>	Bert Kerrigan	HJ: 1906-3=
<b>Johnny Hayes</b>	<b>Mar: 1908-1</b>	<b>Bob Kiesel</b>	<b>4x100mR: 1932-1</b>
Lacey Hearn	1500m: 1904-3;	<b>Bob King</b>	<b>HJ: 1928-1</b>
	4Miles Team: 1904-2	Con King	StandingLJ: 1904-2;
Benjamin Hedges	HJ: 1928-2	<b>Leamon King</b>	StandingTJ: 1904-2
<b>Alan Helffrich</b>	<b>4x400mR: 1924-1</b>	<b>Roger Kingdom</b>	<b>4x100mR: 1956-1</b>
Matt Hemingway	HJ: 2004-2	<b>Dan Kinsey</b>	<b>110mH: 1984-1, 1988-1</b>
James Henigan	10kmXC Team: 1924-2	Edward Kirby	<b>110mH: 1924-1</b>
<b>Thomas Hicks</b>	<b>Mar: 1904-1</b>	<b>Morris Kirksey</b>	3000m Team: 1924-3
Ralph Hill	5000m: 1932-2	<b>Abel Kiviat</b>	100m: 1920-2; <b>4x100mR: 1920-1</b>
Thomas Hill	110mH: 1972-3	Des Koch	1500m: 1912-2;
<b>Harry Hillman</b>	<b>400m: 1904-1; 200mH: 1904-1; 400mH: 1904-1, 1908-2</b>	<b>Alvin Kraenzlein</b>	<b>3000m Team: 1912-1</b>
			DT: 1956-3
Ralph Hills	SP: 1924-3	<b>John Kuck</b>	<b>60m: 1900-1; 110mH: 1900-1; 200mH: 1900-1;</b>
<b>Jim Hines</b>	<b>100m: 1968-1; 4x100mR: 1968-1</b>	Erik Kynard	<b>LJ: 1900-1</b>
Reese Hoffa	SP: 2012-3	Henri LaBorde	<b>SP: 1928-1</b>
William Hogenson	60m: 1904-2; 100m: 1904-3; 200m: 1904-3	<b>Richmond Landon</b>	HJ: 2012-2
William Holland	400m: 1900-2	<b>Mike Larrabee</b>	DT: 1932-2
Darrow Hooper	SP: 1952-2	Leo Larrivee	<b>HJ: 1920-1</b>
George Horine	HJ: 1912-3	Dave Laut	<b>400m: 1964-1; 4x400mR: 1964-1</b>
Bill Horr	DT: 1908-3; DT GS: 1908-2	Don Laz	3000m Team: 1924-3
<b>Bud Houser</b>	<b>SP: 1924-1; DT: 1924-1, 1928-1</b>	Robert Le Gendre	SP: 1984-3
Dick Howard	400mH: 1960-3	<b>Al LeConey</b>	PV: 1952-2
<b>William Hoyt</b>	<b>PV: 1896-1</b>	<b>Robert Leavitt</b>	Pen: 1924-3
<b>DeHart Hubbard</b>	<b>LJ: 1924-1</b>	<b>Brian Lewis</b>	<b>4x100mR: 1924-1</b>
Chris Huffins	Dec: 2000-3	<b>Carl Lewis</b>	<b>110mH: 1906-1</b>
<b>Frank Hussey</b>	<b>4x100mR: 1924-1</b>	<b>Steve Lewis</b>	<b>4x100mR: 2000-1</b>
<b>Nick Hysong</b>	<b>PV: 2000-1</b>	Thomas Lieb	<b>100m: 1984-1, 1988-1;</b>
<b>Sim Iness</b>	<b>DT: 1952-1</b>	<b>James Lightbody</b>	<b>200m: 1984-1, 1988-2; LJ: 1984-1, 1988-1, 1992-1, 1996-1; 4x100mR: 1984-1, 1992-1</b>
<b>Frank Irons</b>	<b>LJ: 1908-1</b>		<b>400m: 1988-1, 1992-2;</b>
Bershawn Jackson	400mH: 2008-3		<b>4x400mR: 1988-1, 1992-1</b>
Charles Jacobs	PV: 1908-3=	Edward Lindberg	DT: 1924-3
<b>Larry James</b>	400m: 1968-2; <b>4x400mR: 1968-1</b>		<b>800m: 1904-1, 1906-2;</b>
Herbert Jamison	400m: 1896-2		<b>1500m: 1904-1, 1906-1;</b>
<b>Frank Jarvis</b>	<b>100m: 1900-1</b>		<b>2500mSC: 1904-1;</b>
George Jefferson	PV: 1932-3		4Miles Team: 1904-2

Blaine Lindgren	110mH: 1964-2	<b>Ira Murchison</b>	<b>4x100mR: 1956-1</b>
Donald Lippincott	100m: 1912-3; 200m: 1912-2	<b>Loren Murchison</b>	<b>4x100mR: 1920-1, 1924-1</b>
Harry Liversedge	SP: 1920-3	Feg Murray	110mH: 1920-3
<b>Dallas Long</b>	<b>SP: 1960-3, 1964-1</b>	Edwin Myers	PV: 1920-3
<b>Maxie Long</b>	<b>400m: 1900-1</b>	Larry Myricks	LJ: 1988-3
<b>Frank Loomis</b>	<b>400mH: 1920-1</b>	Bryshon Nellum	4x400mR: 2012-2
James LuValle	400m: 1936-3	<b>Adam Nelson</b>	<b>SP: 2000-2, 2004-1</b>
<b>Oliver MacDonald</b>	<b>4x400mR: 1924-1</b>	Frank Nelson	PV: 1912-2=
<b>Tim Mack</b>	<b>PV: 2004-1</b>	<b>David Neville</b>	400m: 2008-3; <b>4x400mR: 2008-1</b>
Josh Mance	4x400mR: 2012-2	<b>Fred Newhouse</b>	400m: 1976-2; <b>4x400mR: 1976-1</b>
Ralph Mann	400mH: 1972-2	<b>Arthur Newton</b>	Mar: 1904-3; 2500mSC: 1904-3; <b>4MilesTeam: 1904-1</b>
Leonel Manzano	1500m: 2012-2	<b>Bill Nieder</b>	<b>SP: 1956-2, 1960-1</b>
<b>Michael Marsh</b>	<b>200m: 1992-1; 4x100mR: 1992-1, 1996-2</b>	<b>Sunder Nix</b>	<b>4x400mR: 1984-1</b>
<b>Jesse Mashburn</b>	<b>4x400mR: 1956-1</b>	Emerson Norton	Dec: 1924-2
<b>Bob Mathias</b>	<b>Dec: 1948-1, 1952-1</b>	John Norton	400mH: 1920-2
Ollie Matson	400m: 1952-3; 4x400mR: 1952-2	<b>Dan O'Brien</b>	<b>Dec: 1996-1</b>
<b>Randy Matson</b>	<b>SP: 1964-2, 1968-1</b>	Edward O'Brien	4x400mR: 1936-2
<b>Vince Matthews</b>	<b>400m: 1972-1; 4x400mR: 1968-1</b>	<b>Parry O'Brien</b>	<b>SP: 1952-1, 1956-1, 1960-2</b>
Willie May	110mH: 1960-2	Eugene Oberst	JT: 1924-3
<b>Anthuan Maybank</b>	<b>4x400mR: 1996-1</b>	<b>Al Oerter</b>	<b>DT: 1956-1, 1960-1, 1964-1, 1968-1</b>
Joe McCluskey	3000mSC: 1932-3	David Oliver	110mH: 2008-3
<b>Walter McCoy</b>	<b>4x400mR: 1984-1</b> (ran ht & sf)	<b>Harold Osborn</b>	<b>HJ: 1924-1; Dec: 1924-1</b>
Josiah McCracken	SP: 1900-2; HT: 1900-3	<b>Jesse Owens</b>	<b>100m: 1936-1; 200m: 1936-1; LJ: 1936-1; 4x100mR: 1936-1</b>
<b>Pat McDonald</b>	<b>56lbT: 1920-1; SP: 1912-1; SP BA: 1912-2</b>	<b>Charles Paddock</b>	<b>100m: 1920-1; 200m: 1920-2, 1924-2; 4x100mR: 1920-1</b>
Charles McGinnis	PV: 1928-3	Jack Parker	Dec: 1936-3
<b>Matt McGrath</b>	<b>HT: 1908-2, 1912-1, 1924-2</b>	<b>Maxie Parks</b>	<b>4x400mR: 1976-1</b>
<b>Antonio McKay</b>	400m: 1984-3; <b>4x400mR: 1984-1, 1988-1</b> (ran ht & sf)	Darvis Patton	4x100mR: 2004-2 (ran ht)
John McLean	110mH: 1900-2	<b>Mel Patton</b>	<b>200m: 1948-1; 4x100mR: 1948-1</b>
Bob McMillen	1500m: 1952-2	David Payne	110mH: 2008-2
Tony McQuay	4x400mR: 2012-2	Joseph Pearman	10,000mW: 1920-2
<b>Earle Meadows</b>	<b>PV: 1936-1</b>	<b>Mel Pender</b>	<b>4x100mR: 1968-1</b>
<b>Ted Meredith</b>	<b>800m: 1912-1; 4x400mR: 1912-1</b>	<b>André Phillips</b>	<b>400mH: 1988-1</b>
<b>Aries Merritt</b>	<b>110mH: 2012-1</b>	<b>Dwight Phillips</b>	<b>LJ: 2004-1</b>
<b>LaShawn Merritt</b>	<b>400m: 2008-1; 4x400mR: 2008-1</b>	Jack Pierce	110mH: 1992-3
<b>Ralph Metcalfe</b>	100m: 1932-2, 1936-2; 200m: 1932-3; <b>4x100mR: 1936-1</b>	<b>Paul Pilgrim</b>	<b>400m: 1906-1; 800m: 1906-1; 4MilesTeam: 1904-1</b>
Alvah Meyer	100m: 1912-2	George Poage	200mH: 1904-3; 400mH: 1904-3
<b>Rod Milburn</b>	<b>110mH: 1972-1</b>	Fritz Pollard	110mH: 1936-3
Bill P. Miller	JT: 1952-2	August Pope	DT: 1920-3
<b>Bill W. Miller</b>	<b>PV: 1932-1</b>	<b>Harry Porter</b>	<b>HJ: 1908-1</b>
Coby Miller	4x100mR: 2004-2	<b>William Porter</b>	<b>110mH: 1948-1</b>
<b>Billy Mills</b>	<b>10,000m: 1964-1</b>	John Powell	DT: 1976-3, 1984-3
<b>Derek Mills</b>	<b>4x400mR: 1996-1</b>	Mike Powell	LJ: 1988-2, 1992-2
James Mitchel	56lbT: 1904-3	<b>Myer Prinstein</b>	<b>LJ: 1900-2, 1904-1, 1906-1; TJ: 1900-1, 1904-1</b>
<b>Dennis Mitchell</b>	100m: 1992-3; <b>4x100mR: 1992-1, 1996-2</b>	<b>Jimmy Quinn</b>	<b>4x100mR: 1928-1</b>
Manteo Mitchell	4x400mR: 2012-2 (ran ht)	John Rambo	HJ: 1964-3
John Moffitt	LJ: 2004-2	Joie Ray	3000mTeam: 1924-3
Frederick Moloney	110mH: 1900-3	James Rector	100m: 1908-2
<b>Tim Montgomery</b>	4x100mR: 1996-2 (ran ht & sf), <b>2000-1</b> (ran ht)	Lambert Redd	LJ: 1932-2
<b>Charlie Moore</b>	<b>400mH: 1952-1; 4x400mR: 1952-2</b>	<b>Charles Reidpath</b>	<b>400m: 1912-1; 4x400mR: 1912-1</b>
<b>Glenn Morris</b>	<b>Dec: 1936-1</b>	Richard Remer	3000m: 1920-3
Ron Morris	PV: 1960-2	<b>Lindy Remigino</b>	<b>100m: 1952-1; 4x100mR: 1952-1</b>
<b>Bobby Morrow</b>	<b>100m: 1956-1; 200m: 1956-1; 4x100mR: 1956-1</b>	<b>Butch Reynolds</b>	400m: 1988-2; <b>4x400mR: 1988-1</b>
<b>Edwin Moses</b>	<b>400mH: 1976-1, 1984-1, 1988-3</b>	<b>Alma Richards</b>	<b>HJ: 1912-1</b>
Fay Moulton	60m: 1904-3; 100m: 1906-2	<b>Bob Richards</b>	<b>PV: 1948-3, 1952-1, 1956-1</b>
Harold Muller	HJ: 1920-2	Jason Richardson	110mH: 2012-2
<b>David Munson</b>	<b>4MilesTeam: 1904-1</b>	<b>Steve Riddick</b>	<b>4x100mR: 1976-1</b>

Ivan Riley	400mH: 1924-3	George Stanich	HJ: 1948-3
Bo Roberson	LJ: 1960-2	<b>Richard Stebbins</b>	<b>4x100mR: 1964-1</b>
Dave Roberts	PV: 1976-3	<b>Willie Steele</b>	<b>LJ: 1948-1</b>
Lawson Robertson	StandingHJ: 1904-3, 1906-2=; StandingLJ: 1906-3	Toby Stevenson	PV: 2004-2
<b>Arnie Robinson</b>	<b>LJ: 1972-3, 1976-1</b>	<b>William Stevenson</b>	<b>4x400mR: 1924-1</b>
Mack Robinson	200m: 1936-2	Dwight Stones	HJ: 1972-3, 1976-3
<b>Kevin Robinzine</b>	<b>4x400mR: 1988-1</b>	Gaston Strobino	Mar: 1912-3
<b>Andrew Rock</b>	<b>4x400mR: 2004-1</b> (ran ht)	Arthur Studenroth	10kmXC Team: 1924-2
<b>Ralph Rose</b>	<b>SP: 1904-1, 1908-1, 1912-2; SP BA: 1912-1</b> ; DT: 1904-2; HT: 1904-3	<b>Mike Stulce</b>	<b>SP: 1992-1</b>
	SP: 1932-2	<b>Norm Taber</b>	1500m: 1912-3;
Harlow Rothert	<b>4x400mR: 1996-1</b> (ran ht & sf)	<b>Angelo Taylor</b>	3000m Team: 1912-1
<b>Jason Rouser</b>	10,000m: 2012-2	<b>Christian Taylor</b>	<b>400mH: 2000-1, 2008-1;</b>
Galen Rupp	<b>4x100mR: 1928-1</b>	<b>John Taylor</b>	<b>4x400mR: 2008-1, 2012-2</b>
<b>Henry Russell</b>	56lbT: 1920-2; <b>HT: 1920-1</b>	<b>Morgan Taylor</b>	<b>TJ: 2012-1</b>
<b>Pat Ryan</b>	1500m: 1968-2		<b>MedleyR: 1908-1</b>
Jim Ryan	<b>110mH: 1932-1</b>	<b>Robert Taylor</b>	<b>400mH: 1924-1, 1928-3,</b>
<b>George Saling</b>	PV: 1904-2		1932-3
LeRoy Samse	<b>3000m Team: 1920-1</b>	Lewis Tewanima	100m: 1972-2; <b>4x100mR:</b>
<b>Arlie Schardt</b>	JT: 1972-3	<b>Walter Tewksbury</b>	<b>1972-1</b>
Bill Schmidt	100m: 1924-2; <b>200m: 1924-1; 4x100mR: 1920-1</b>		10,000m: 1912-2
<b>Jackson Scholz</b>	<b>5000m: 1964-1</b>		60m: 1900-2; 100m: 1900-2; <b>200m: 1900-1;</b> 200mH: 1900-3; <b>400mH: 1900-1</b>
<b>Bob Schul</b>	<b>110mH: 1904-1</b>	John Thomas	HJ: 1960-3, 1964-2
<b>Fred Schule</b>	110mH: 1948-2	<b>Wilbur Thompson</b>	<b>SP: 1948-1</b>
Clyde Scott	<b>3000m Team: 1912-1</b>	<b>Jim Thorpe</b>	<b>Pen: 1912-1; Dec: 1912-1</b>
<b>Henry Scott</b>	PV: 1968-1, 1972-2	Delos Thurber	HJ: 1936-3
Bob Seagren	HJ: 1904-2	Willard Tibbetts	3000m Team: 1924-3
Garrett Serviss	<b>SP: 1932-1</b>	<b>Gerald Tinker</b>	<b>4x100mR: 1972-1</b>
<b>Leo Sexton</b>	JT: 1948-2	Michael Tinsley	400mH: 2012-2
Steve Seymour	110mH: 1956-3	<b>Eddie Tolan</b>	<b>100m: 1932-1; 200m:</b>
Joel Shankle	110mH: 1908-3		<b>1932-1</b>
Arthur Shaw	StandingHJ: 1900-3; TJ: 1900-3	<b>Bill Toomey</b>	<b>Dec: 1968-1</b>
Lewis Sheldon	<b>SP: 1900-1</b> ; DT: 1900-3	<b>Fred Tootell</b>	<b>HT: 1924-1</b>
<b>Richard Sheldon</b>	<b>800m: 1908-1, 1912-2;</b>	<b>Emmett Toppino</b>	<b>4x100mR: 1932-1</b>
<b>Mel Sheppard</b>	<b>1500m: 1908-1; 4x400mR: 1912-1; MedleyR: 1908-1</b>	<b>Forrest Towns</b>	<b>110mH: 1936-1</b>
	StandingHJ: 1906-2=; StandingLJ: 1906-2, 1908-3; StoneT: 1906-2; <b>SP: 1906-1; DT: 1904-1, 1906-1, 1908-1; DT GS: 1908-1</b>	Terrence Trammell	110mH: 2000-2, 2004-2
<b>Martin Sheridan</b>	110mH: 1904-2	Herbert Trube	3Miles Team: 1908-2
	1500m: 1920-3;	Mike Tully	PV: 1984-2
	<b>3000m Team: 1920-1</b>	Albert Tyler	PV: 1896-2
Thad Shideler	400mH: 1976-2	<b>George Underwood</b>	<b>4Miles Team: 1904-1</b>
<b>Lawrence Shields</b>	Mar: 1972-1, 1976-2	<b>Howard Valentine</b>	800m: 1904-2;
	DT: 1972-2		<b>4Miles Team: 1904-1</b>
Mike Shine	100m: 1960-2	<b>Andrew Valmon</b>	<b>4x400mR: 1988-1</b> (ran ht & sf), <b>1992-1</b>
Frank Shorter	Dec: 1948-3, 1952-3	Bob Van Osdel	HJ: 1932-2
Jay Silvester	TJ: 1992-2	Bill Verner	1500m: 1904-2;
Dave Sime	200m: 1932-2		4Miles Team: 1904-2
Floyd Simmons	100m: 1988-3; <b>4x100mR: 1984-1</b>	Frank Waller	400m: 1904-2; 400mH: 1904-2
Charles Simpkins	<b>4x100mR: 1952-1</b>		<b>400m: 2004-1, 2008-2;</b>
George Simpson	<b>PV: 1948-1</b>	<b>Jeremy Wariner</b>	<b>4x400mR: 2004-1, 2008-1</b>
<b>Calvin Smith</b>	<b>4x400mR: 1996-1</b>	<b>Karl Warner</b>	<b>4x400mR: 1932-1</b>
	<b>4x100mR: 1968-1</b>	<b>Quincy Watts</b>	<b>400m: 1992-1; 4x400mR: 1992-1</b>
<b>Dean Smith</b>	<b>200m: 1968-1</b>	Dave Weill	DT: 1964-3
<b>Guinn Smith</b>	<b>4x400mR: 1984-1</b> (ran ht & sf)	James Wendell	110mH: 1912-2
<b>LaMont Smith</b>	<b>110mH: 1908-1</b>	<b>Mal Whitfield</b>	400m: 1948-3; <b>800m: 1948-1, 1952-1; 4x400mR: 1948-1, 1952-2</b>
<b>Ronnie Ray Smith</b>	400mH: 1956-2		SP: 1912-3
<b>Tommie Smith</b>	<b>4x400mR: 1928-1</b>	Lawrence Whitney	HJ: 1952-2
<b>Willie Smith</b>	StandingHJ: 1904-2;	Ken Wiesner	PV: 1904-3
<b>Forrest Smithson</b>	StandingTJ: 1904-3	Louis Wilkins	<b>DT: 1976-1, 1984-2</b>
Eddie Southern	<b>200m: 1952-1, 1956-2;</b>	<b>Mac Wilkins</b>	<b>400m: 1936-1</b>
<b>Emerson Spencer</b>	<b>4x100mR: 1952-1</b>	<b>Archie Williams</b>	200m: 2004-2; <b>4x100mR: 2000-1</b>
Joseph Stadler	LJ: 1904-3; TJ: 1904-3	<b>Bernard Williams</b>	
<b>Andy Stanfield</b>			<b>Randy Williams</b>
			<b>Ulis Williams</b>
Robert Stangland			<b>Darold Williamson</b>



	<b>Kelly Willie</b>	<b>4x400mR: 2004-1</b> (ran ht)	<b>Benita Fitzgerald-Brown</b>	<b>100mH: 1984-1</b>
	<b>Reggie Witherspoon</b>	<b>4x400mR: 2008-1</b> (ran ht)	Shalane Flanagan	10,000m: 2008-3
	Rick Wohlhuter	800m: 1976-3	Hyleas Fountain	Hep: 2008-2
	<b>Allen Woodring</b>	<b>200m: 1920-1</b>	<b>Evelyn Furtsch</b>	<b>4x100mR: 1932-1</b>
	<b>John Woodruff</b>	<b>800m: 1936-1</b>	<b>Chryste Gaines</b>	<b>4x100mR: 1996-1, 2000-3#</b>
	George Woods	SP: 1968-2, 1972-2	<b>Kim Gallagher</b>	800m: 1984-2, 1988-3
	<b>Dave Wottle</b>	<b>800m: 1972-1</b>	<b>Kim Graham</b>	<b>4x400mR: 1996-1</b>
	<b>Lorenzo Wright</b>	<b>4x100mR: 1948-1</b>	<b>Florence Griffith Joyner</b>	<b>100m: 1988-1; 200m:</b>
	Marc Wright	PV: 1912-2=		1984-2, <b>1988-1; 4x100mR:</b>
	<b>Frank Wykoff</b>	<b>4x100mR: 1928-1, 1932-1,</b>		<b>1988-1; 4x400mR: 1988-2</b>
		<b>1936-1</b>	<b>Carlette Guidry-White</b>	<b>4x100mR: 1992-1, 1996-1</b>
	<b>Jack Yerman</b>	<b>4x400mR: 1960-1</b>	(ran ht)	
	<b>Cy Young</b>	<b>JT: 1952-1</b>	Evelyne Hall	80mH: 1932-2
	<b>Earl Young</b>	<b>4x400mR: 1960-1</b>	Kathy Hammond	400m: 1972-3; 4x400mR:
	George Young	3000mSC: 1968-3		1972-2
	<b>Kevin Young</b>	<b>400mH: 1992-1</b>	<b>Cathy Hardy</b>	<b>4x100mR: 1952-1</b>
	Larry Young	50kmW: 1968-3, 1972-3	<b>Dawn Harper</b>	<b>100mH: 2008-1, 2012-2</b>
	Robert Young	4x400mR: 1936-2	<b>Natasha Hastings</b>	<b>4x400mR: 2008-1</b> (ran ht)
	Peter Zarembo	HT: 1932-3	<b>Joanna Hayes</b>	<b>100mH: 2004-1</b>
Women	<b>Andrea Anderson</b>	<b>4x400mR: 2000-1#</b> (ran ht)	<b>Monique Henderson</b>	<b>4x400mR: 2004-1#, 2008-1</b>
	<b>Evelyn Ashford</b>	<b>100m: 1984-1, 1988-2;</b>	<b>Monique Hennagan</b>	<b>4x400mR: 2000-1#, 2004-</b>
		<b>4x100mR: 1984-1, 1988-1,</b>		<b>1#</b>
		<b>1992-1</b>	<b>Denean Hill</b>	<b>4x400mR: 1984-1</b> (ran ht),
	<b>Margaret Bailes</b>	<b>4x100mR: 1968-1</b>		1988-2, 1992-2 (ran ht)
	<b>Keshia Baker</b>	<b>4x400mR: 2012-1</b> (ran ht)	<b>Sherri Howard</b>	<b>4x400mR: 1984-1, 1988-2</b>
	Brigetta Barrett	HJ: 2012-2		(ran ht)
	Kim Batten	400mH: 1996-2	<b>Martha Hudson</b>	<b>4x100mR: 1960-1</b>
	<b>Joan Benoit</b>	<b>Mar: 1984-1</b>	Joni Huntley	HJ: 1984-3
	<b>Harriet Bland</b>	<b>4x100mR: 1936-1</b>	Sheila Ingram	4x400mR: 1976-2
	<b>Jeanette Bolden</b>	<b>4x100mR: 1984-1</b>	Lynn Jennings	10,000m: 1992-3
	<b>Valerie Brisco</b>	<b>200m: 1984-1; 400m:</b>	<b>Carmelita Jeter</b>	100m: 2012-2; 200m: 2012-
		<b>1984-1; 4x400mR: 1984-1,</b>		<b>3; 4x100mR: 2012-1</b>
		<b>1988-2</b>	Pam Jiles	4x400mR: 1976-2
	<b>Alice Brown</b>	<b>100m: 1984-2; 4x100mR:</b>	<b>Barbara Jones</b>	<b>4x100mR: 1952-1, 1960-1</b>
		<b>1984-1, 1988-1</b>	<b>Esther Jones</b>	<b>4x100mR: 1992-1</b>
	Earlene Brown	SP: 1960-3	<b>Jackie Joyner-Kersey</b>	<b>LJ: 1988-1, 1992-3, 1996-</b>
	Judi Brown	400mH: 1984-2		<b>3; Hep: 1984-2, 1988-1,</b>
	<b>Stephanie Brown Trafton</b>	<b>DT: 2008-1</b>		<b>1992-1</b>
	Rosalyn Bryant	4x400mR: 1976-2	Natasha Kaiser	4x400mR: 1992-2
	Tonja Buford-Bailey	400mH: 1996-3	Deena Kastor	Mar: 2004-3
	<b>Mary Carew</b>	<b>4x100mR: 1932-1</b>	<b>Bianca Knight</b>	<b>4x100mR: 2012-1</b>
	<b>Chandra Cheeseborough</b>	<b>400m: 1984-2; 4x100mR:</b>	<b>Lillie Leatherwood</b>	<b>4x400mR: 1984-1, 1988-2</b>
		<b>1984-1; 4x400mR: 1984-1</b>		(ran ht)
		<b>1988-2</b>	<b>Tianna Madison</b>	<b>4x100mR: 2012-1</b>
	<b>Alice Coachman</b>	<b>HJ: 1948-1</b>	<b>Maicel Malone</b>	<b>4x400mR: 1996-1</b>
	<b>LaTasha Colander-Richardson</b>	<b>4x400mR: 2000-1#</b>	Madeline Manning	800m: 1968-1; 4x400mR:
	<b>Lillian Copeland</b>	<b>DT: 1928-2, 1932-1</b>		1972-2
	Jessie Cross	4x100mR: 1928-2	LaVonna Martin	100mH: 1992-2
	Isabelle Daniels	4x100mR: 1956-3	Margaret Matthews	4x100mR: 1956-3
	Janay DeLoach	LJ: 2012-3	<b>Francena McCorory</b>	<b>4x400mR: 2012-1</b>
	Lashinda Demus	400mH: 2012-2	<b>Mildred McDaniel</b>	<b>HJ: 1956-1</b>
	Leslie Deniz	DT: 1984-2	<b>Edith McGuire</b>	100m: 1964-2; <b>200m: 1964-</b>
	<b>Gail Devers</b>	<b>100m: 1992-1, 1996-1;</b>		<b>1; 4x100mR: 1964-2</b>
		<b>4x100mR: 1996-1</b>	Kathy McMillan	LJ: 1976-2
	<b>Babe Didriksen</b>	<b>80mH: 1932-1; HJ: 1932-2;</b>	Loretta McNeil	4x100mR: 1928-2
		<b>JT: 1932-1</b>	<b>Jearl Miles Clark</b>	<b>4x400mR: 1992-2, 1996-1,</b>
	<b>Diamond Dixon</b>	<b>4x400mR: 2012-1</b> (ran ht)		<b>2000-1#</b>
	<b>Diane Dixon</b>	<b>4x400mR: 1984-1</b> (ran ht),	<b>Inger Miller</b>	<b>4x100mR: 1996-1</b>
		1988-2	<b>Janet Moreau</b>	<b>4x100mR: 1952-1</b>
			Melissa Morrison	100mH: 2000-3, 2004-3
	<b>Stacy Dragila</b>	<b>PV: 2000-1</b>	<b>Mildrette Netter</b>	<b>4x100mR: 1968-1</b>
	<b>Sheila Echols</b>	<b>4x100mR: 1988-1</b>	Ruth Osburn	DT: 1932-2
	Torri Edwards	4x100mR: 2000-3#	Audrey Patterson	200m: 1948-3
	<b>Mae Faggs</b>	<b>4x100mR: 1952-1, 1956-3</b>	Nanceen Perry	4x100mR: 2000-3#
	Sandra Farmer-Patrick	400mH: 1992-2	<b>Brittney Reese</b>	<b>LJ: 2012-1</b>
	<b>Allyson Felix</b>	<b>200m: 2004-2, 2008-2,</b>	<b>Sanya Richards-Ross</b>	<b>400m: 2008-3, 2012-1;</b>
		<b>2012-1; 4x100mR: 2012-1;</b>		<b>4x400mR: 2004-1#, 2008-</b>
		<b>4x400mR: 2008-1, 2012-1</b>		<b>1, 2012-1</b>
	Mable Ferguson	4x400mR: 1972-2		
	<b>Barbara Ferrell</b>	100m: 1968-2; <b>4x100mR:</b>		
		<b>1968-1</b>		
	<b>Michelle Finn</b>	<b>4x100mR: 1992-1</b> (ran ht)		

Passion Richardson	4x100mR: 2000-3# (ran ht)
<b>Louise Ritter</b>	<b>HJ: 1988-1</b>
<b>Betty Robinson</b>	<b>100m: 1928-1; 4x100mR: 1928-2, 1936-1</b>
<b>Annette Rogers</b>	<b>4x100mR: 1932-1, 1936-1</b>
<b>Wilma Rudolph</b>	<b>100m: 1960-1; 200m: 1960-1; 4x100mR: 1956-3, 1960-1</b>
Debra Sapenter	4x400mR: 1976-2
Kate Schmidt	JT: 1972-3, 1976-3
<b>Jean Shiley</b>	<b>HJ: 1932-1</b>
<b>Helen Stephens</b>	<b>100m: 1936-1; 4x100mR: 1936-1</b>
<b>Rochelle Stevens</b>	<b>4x400mR: 1992-2, 1996-1</b>
<b>Jenn Stuczynski/Suhr</b>	<b>PV: 2008-2, 2012-1</b>
<b>Jeneba Tarmoh</b>	<b>4x100mR: 2012-1 (ran ht)</b>
<b>Gwen Torrence</b>	100m: 1996-3; 200m: <b>1992-1; 4x100mR: 1992-1, 1996-1; 4x400mR: 1992-2</b>
Sheena Tosta	400mH: 2008-2
Cheryl Toussaint	4x400mR: 1972-2
<b>DeeDee Trotter</b>	400m: 2012-3; <b>4x400mR: 2004-1#, 2012-1</b>
Kim Turner	100mH: 1984-3=
<b>Wyomia Tyus</b>	<b>100m: 1964-1, 1968-1; 4x100mR: 1964-2, 1968-1</b>
Janeene Vickers	400mH: 1992-3
<b>Wilhelmina Von Bremen</b>	100m: 1932-3; <b>4x100mR: 1932-1</b>
Mary Washburn	4x100mR: 1928-2
Kellie Wells	100mH: 2012-3
Marilyn White	4x100mR: 1964-2
Willye White	LJ: 1956-2; 4x100mR: 1964-2
Mildred Wiley	HJ: 1928-3
Lauryn Williams	100m: 2004-2; 4x100mR: 2012-1 (ran ht)
<b>Lucinda Williams</b>	<b>4x100mR: 1960-1</b>
<b>Linetta Wilson</b>	<b>4x400mR: 1996-1 (ran ht)</b>
<b>Mary Wineberg</b>	<b>4x400mR: 2008-1</b>
<b>Dannette Young</b>	<b>4x100mR: 1988-1 (ran ht); 4x400mR: 1992-2 (ran ht)</b>

# With the assistance of an athlete who committed a doping violation (2000-Marion Jones, 2004-Crystal Cox)

#### Medallists Disqualified for Doping Violation by IAAF & IOC:

Men	Tyson Gay	4x100mR: 2012-2
	Antonio Pettigrew	4x400mR: 2000-1
	Jerome Young	4x400mR: 2000-1
	Rest of Team	4x100mR: 2012-2; 4x400mR: 2000-1
Women	Crystal Cox	4x400mR: 2004-1 (ran ht)
	Marion Jones	100m: 2000-1; 200m: 2000-1; LJ: 2000-3; 4x100mR: 2000-3; 4x400mR: 2000-1

#### UZB / Uzbekistan

Years Completed: 1996-2000-2004-2008-2012

#### Placing Tables:

Overall	Gold	Silver	Bronze	4th	5th	6th	7th	8th
1996	-	-	-	-	-	-	-	1
2012	-	-	-	-	-	-	1	-
<b>Totals</b>	<b>-</b>	<b>-</b>	<b>-</b>	<b>-</b>	<b>-</b>	<b>-</b>	<b>1</b>	<b>1</b>

Men	Gold	Silver	Bronze	4th	5th	6th	7th	8th
1996	-	-	-	-	-	-	-	1
<b>Totals</b>	<b>-</b>	<b>-</b>	<b>-</b>	<b>-</b>	<b>-</b>	<b>-</b>	<b>-</b>	<b>1</b>

Women	Gold	Silver	Bronze	4th	5th	6th	7th	8th
2012	-	-	-	-	-	-	1	-
<b>Totals</b>	<b>-</b>	<b>-</b>	<b>-</b>	<b>-</b>	<b>-</b>	<b>-</b>	<b>1</b>	<b>-</b>

#### Best Placings:

Men	Ramil Ganiyev	Dec: 1996-8
Women	Svetlana Radzivil	HJ: 2012-7

#### VAN / Vanuatu

Years Completed: 1988-1992-1996-2000-2004-2008-2012

#### Best Placings:

Men	Laurence Jack	200m: 1996-6h8
Women	Olivette Daruhi	200m: 1988-5h8
	Mary Estelle Kapalu	400mH: 2000-5h1

#### VEN / Venezuela

Years Completed: 1952-1956-1960-1964-1968-1972-1976-1980-1984-1996-2000-2004-2008-2012

#### Placing Tables:

Men	Gold	Silver	Bronze	4th	5th	6th	7th	8th
1952	-	-	1	-	-	-	-	-
1960	-	-	-	-	1	-	-	-
1964	-	-	-	-	-	1	-	-
2012	-	-	-	-	-	-	1	-
<b>Totals</b>	<b>-</b>	<b>-</b>	<b>1</b>	<b>-</b>	<b>1</b>	<b>1</b>	<b>1</b>	<b>-</b>

#### Medallists:

Men	Arnoldo Devonish	TJ: 1952-3
Women	No medals; best placing: Lucia Vaamonde	100mH: 1976-6h4

#### VIE / Vietnam

Years Completed: 1952-1964-1968-1980-1988-1992-1996-2000-2004-2008-2012

#### Best Placings:

Men	Duong Duc Thuy	TJ: 1980-19Q
Women	Nguyen Thi Hoang Na	LJ: 1980-19Q

#### VIN / Saint Vincent and the Grenadines

Years Completed: 1988-1992-1996-2000-2004-2008-2012

#### Best Placings:

Men	Eswort Coombs	400m: 1996-6s2
Women	Jacqueline Ross	LJ: 1988-26Q

#### YEM / Yemen

Years Completed: 1984-1988-1992-1996-2000-2004-2008-2012

*Incorporating YAR / Yemen Arab Republic in 1984 & 1998 and PRY / DPR of Yemen in 1988*

**Best Placings:**

Men		
YAR	Fahmi Abdul Wahab	800m: 1988-6h6
YEM	Said Basweidan	800m: 1996-6h8
Women		
YEM	Wasilah Saad	100m: 2008-6h9

**YUG / Yugoslavia**

**Years Competed:** 1924-1928-1932-1936-1948-1952-1956-1960-1964-1968-1972-1976-1980-1984-1988

*In 1992 a team comprising Serbians and one from the former Yugoslav Republic of Macedonia competed as Independent Olympic Participants (IOP). In 1996 and 2000 the name Yugoslavia was still used, but only with Serbian athletes, so all placings in those years are listed here under SRB / Serbia*

**Placing Tables:**

Overall	Gold	Silver	Bronze	4th	5th	6th	7th	8th
1948	-	1	-	-	-	1	2	-
1952	-	-	-	-	1	-	1	-
1956	-	1	-	-	1	1	-	2
1960	-	-	-	-	-	1	-	-
1964	-	-	-	-	1	-	2	-
1968	-	-	-	-	-	1	-	-
1972	-	-	-	-	2	-	1	-
1976	-	-	-	-	-	2	-	-
1980	-	-	-	-	1	1	-	1
1988	-	-	-	1	-	-	-	-
<b>Totals</b>	-	<b>2</b>	-	<b>1</b>	<b>6</b>	<b>7</b>	<b>6</b>	<b>4</b>

Men	Gold	Silver	Bronze	4th	5th	6th	7th	8th
1948	-	1	-	-	-	1	1	-
1952	-	-	-	-	1	-	-	-
1956	-	1	-	-	1	1	-	1
1960	-	-	-	-	-	1	-	-
1972	-	-	-	-	-	-	1	-
1976	-	-	-	-	-	2	-	-
1980	-	-	-	-	1	1	-	1
<b>Totals</b>	-	<b>2</b>	-	-	<b>3</b>	<b>6</b>	<b>2</b>	<b>3</b>

Women	Gold	Silver	Bronze	4th	5th	6th	7th	8th
1948	-	-	-	-	-	-	1	-
1952	-	-	-	-	-	-	1	-
1956	-	-	-	-	-	-	-	1
1964	-	-	-	-	1	-	2	-
1968	-	-	-	-	-	1	-	-
1972	-	-	-	-	2	-	-	-
1988	-	-	-	1	-	-	-	-
<b>Totals</b>	-	-	-	<b>1</b>	<b>3</b>	<b>1</b>	<b>4</b>	<b>1</b>

**Medallists:**

Men		
SRB	Ivan Gubijan	HT: 1948-2
SRB	Franjo Mihalić	Mar: 1956-2
Women		
CRO	Slobodanka Čolović	800m: 1988-4

**ZAM / Zambia**

**Years Competed:** 1964-1968-1972-1980-1984-1988-1992-1996-2000-2004-2008-2012

*Competed as NRH / Northern Rhodesia in 1964*

**Placing Tables:**

Men	Gold	Silver	Bronze	4th	5th	6th	7th	8th
1996	-	1	-	-	-	-	-	-
<b>Totals</b>	-	<b>1</b>	-	-	-	-	-	-

**Medallists:**

Men	Samuel Matete	400mH: 1996-2
Women		
No medals; best placing:		
	Racheal Nachula	400m: 2008-8s2

**ZIM / Zimbabwe**

**Years Competed:** 1960-1964-1980-1984-1988-1992-1996-2000-2004-2008-2012


*Competed as RHO / Rhodesia in 1960 & 1964*

**Placing Tables:**

Men	Gold	Silver	Bronze	4th	5th	6th	7th	8th
2008	-	-	-	2	-	-	-	-
2012	-	-	-	-	-	-	1	-
<b>Totals</b>	-	-	-	<b>2</b>	-	-	<b>1</b>	-

**Best Placings:**

Men	Brian Dzingai	200m: 2008-4
	Ngonidzashe Makusha	LJ: 2008-4
Women	Mariëtte van Heerden	DT: 1984-14Q





International Association of Athletics Federations

6-8, Quai Antoine 1er | BP 359 | MC 98007 | Monaco Cedex  
HQ Tel: +377 93 10 88 88 Fax: +377 93 15 95 15 **IAAF.ORG**



This document was printed on Condat Mat paper in accordance with the Forest Stewardship Council and the European Programme of Forestation