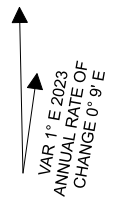


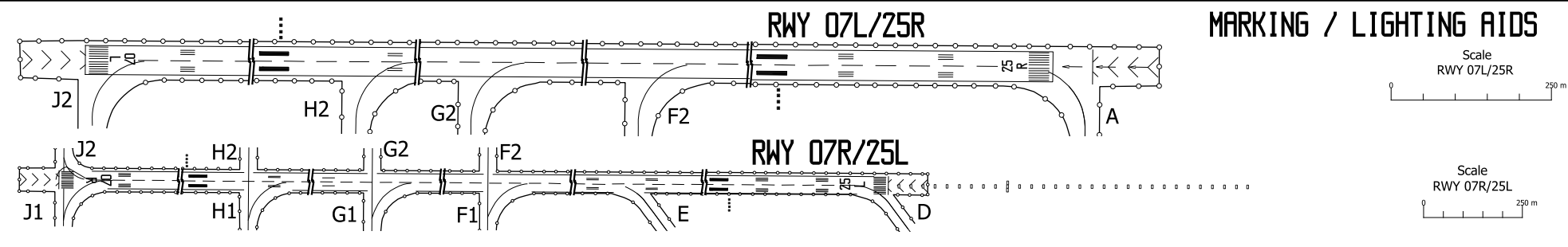
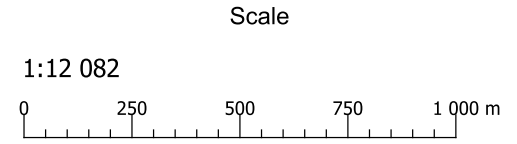
Runway	Direction (Magnetic)	Threshold	Bearing	Strength
07 L	066°	353659.91N 0003831.70W	066°	Bituminous concrete 62 F/A/W/T
07 R	066°	353650.94N 0003827.10W	066°	Bituminous concrete 113 F/A/W/T
25 R	246°	353744.97N 0003619.70W	246°	Bituminous concrete 62 F/A/W/T
25 L	246°	353728.47N 0003637.04W	246°	Bituminous concrete 113 F/A/W/T

ELEVATIONS AND DIMENSIONS IN METRES  
BEARINGS ARE MAGNETIC



APRON AND TAXIWAYS : BLUE LIGHTS  
TAXIWAYS 25 M WIDE EXCEPT TWY A, F2, G2 AND H2 23 M.

LEGEND	
CLEARANCE BAR (CLB)	-----
HOLDING POSITION	=====



MARKING / LIGHTING AIDS

