


Match: 54 **Date:** 25.08.2017 **Spectators:** 125
City: Santa Fe
Hall: Universidad Tecnologica Nacion
Match duration: **Start:** 14:00 **End:** 15:50 **Total:** 1:50

Teams	Sets	1	2	3	4	5	Total
BRA	3	21	25	25	25		96
POL	1	25	18	16	17		76
Set duration		0:27	0:25	0:25	0:24		1:41




BRA • Brazil



Spike

Succ. %
Limit: 15.00%

Rk	No	Name	Spikes	Faults	Shots	Total Attempts	Note
1	8	Pereira Santana Beatriz	11	5	8	24	45.83
2	1	Bergmann Julia Isabelle	10	3	11	24	41.67
3	17	Lemes Santos Tainara	11	6	12	29	37.93
-	7	Seibt Daniela	7	3	2	12	
-	14	Brambilla Mariana	2	-	3	5	
-	13	Malachias Kenya	1	1	1	3	
-	9	Gabriella Gomes Macha Lanna	-	-	1	1	
-	12	Nunes Cechetto Daniela	-	1	-	1	
-	2	Besen Larissa	-	-	-	-	
-	3	Richa Villarinho Cava Maria Clara	-	-	-	-	
-	5	Evaristo Nogueira Rosely	-	-	-	-	
-	10	Leandro Groth Sabrina	-	-	-	-	
Others			-	-	-	-	
Total Team			42	19	38	99	42.42



Block

Avg. by set

Rk	No	Name	Kill Blocks	Faults	Rebounds	Total Attempts	Note
1	9	Gabriella Gomes Macha Lanna	4	2	2	8	1.00
2	7	Seibt Daniela	3	2	3	8	0.75
3	1	Bergmann Julia Isabelle	2	2	-	4	0.50
3	17	Lemes Santos Tainara	2	2	-	4	0.50
-	2	Besen Larissa	-	-	-	-	
-	3	Richa Villarinho Cava Maria Clara	-	-	-	-	
-	5	Evaristo Nogueira Rosely	-	-	-	-	
-	8	Pereira Santana Beatriz	-	-	3	3	
-	10	Leandro Groth Sabrina	-	-	-	-	
-	12	Nunes Cechetto Daniela	-	-	-	-	
-	13	Malachias Kenya	-	2	4	6	
-	14	Brambilla Mariana	-	1	-	1	
Others			-	-	-	-	
Total Team			11	11	12	34	2.75

Match: 54 **Date:** 25.08.2017 **Spectators:** 125
City: Santa Fe
Hall: Universidad Tecnologica Nacion
Match duration: **Start:** 14:00 **End:** 15:50 **Total:** 1:50

Teams	Sets	1	2	3	4	5	Total
BRA	3	21	25	25	25		96
POL	1	25	18	16	17		76
Set duration		0:27	0:25	0:25	0:24		1:41



BRA • Brazil

Rk	No	Name	Aces	Faults	Serve Hits	Total Attempts	Note
1	1	Bergmann Julia Isabelle	4	2	15	21	1.00
1	9	Gabriella Gomes Macha Lanna	4	2	12	18	1.00
3	8	Pereira Santana Beatriz	3	-	13	16	0.75
3	7	Seibt Daniela	3	2	7	12	0.75
5	13	Malachias Kenya	1	-	12	13	0.25
5	17	Lemes Santos Tainara	1	-	13	14	0.25
-	2	Besen Larissa	-	-	-	-	
-	3	Richa Villarinho Cava Maria Clara	-	-	-	-	
-	5	Evaristo Nogueira Rosely	-	-	-	-	
-	10	Leandro Groth Sabrina	-	-	-	-	
-	12	Nunes Cechetto Daniela	-	-	-	-	
-	14	Brambilla Mariana	-	-	1	1	
Others			-	-	-	-	
Total Team			16	6	73	95	4.00

Team	Opponent errors & Team faults	Aces	Faults	Total Attempts
		27	-	27

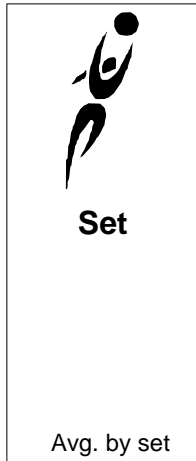
Rk	No	Name	Digs	Faults	Receptions	Total Attempts	Note
1	3	Richa Villarinho Cava Maria Clara	18	2	-	20	4.50
2	1	Bergmann Julia Isabelle	9	1	-	10	2.25
3	8	Pereira Santana Beatriz	8	3	-	11	2.00
4	17	Lemes Santos Tainara	5	4	-	9	1.25
5	13	Malachias Kenya	4	-	-	4	1.00
6	9	Gabriella Gomes Macha Lanna	2	2	-	4	0.50
7	7	Seibt Daniela	1	-	-	1	0.25
-	2	Besen Larissa	-	-	-	-	
-	10	Leandro Groth Sabrina	-	-	-	-	
-	12	Nunes Cechetto Daniela	-	-	-	-	
-	14	Brambilla Mariana	-	-	-	-	
-	5	Evaristo Nogueira Rosely	-	1	-	1	
Others			-	-	-	-	
Total Team			47	13	-	60	11.75

Match: 54 **Date:** 25.08.2017 **Spectators:** 125
City: Santa Fe
Hall: Universidad Tecnologica Nacion
Match duration: **Start:** 14:00 **End:** 15:50 **Total:** 1:50


Teams	Sets	1	2	3	4	5	Total
BRA	3	21	25	25	25		96
POL	1	25	18	16	17		76
Set duration		0:27	0:25	0:25	0:24		1:41



BRA • Brazil



Rk	No	Name	Running Sets	Faults	Still Sets	Total Attempts	Note
1	13	Malachias Kenya	7	2	77	86	1.75
-	1	Bergmann Julia Isabelle	-	-	2	2	
-	2	Besen Larissa	-	-	-	-	
-	3	Richa Villarinho Cava Maria Clara	-	-	6	6	
-	5	Evaristo Nogueira Rosely	-	-	-	-	
-	7	Seibt Daniela	-	-	-	-	
-	8	Pereira Santana Beatriz	-	-	1	1	
-	9	Gabriella Gomes Macha Lanna	-	-	1	1	
-	10	Leandro Groth Sabrina	-	-	-	-	
-	12	Nunes Cechetto Daniela	-	-	-	-	
-	14	Brambilla Mariana	-	-	-	-	
-	17	Lemes Santos Tainara	-	-	1	1	
Others			-	-	-	-	
Total Team			7	2	88	97	1.75




Rk	No	Name	Excellents	Faults	Serve Receptions	Total Attempts	Note
1	1	Bergmann Julia Isabelle	11	9	9	29	6.90
-	8	Pereira Santana Beatriz	9	3	5	17	
-	3	Richa Villarinho Cava Maria Clara	6	-	2	8	
-	7	Seibt Daniela	6	-	-	6	
-	9	Gabriella Gomes Macha Lanna	1	-	3	4	
-	17	Lemes Santos Tainara	1	-	-	1	
-	2	Besen Larissa	-	-	-	-	
-	5	Evaristo Nogueira Rosely	-	-	-	-	
-	10	Leandro Groth Sabrina	-	-	-	-	
-	12	Nunes Cechetto Daniela	-	-	-	-	
-	13	Malachias Kenya	-	-	-	-	
-	14	Brambilla Mariana	1	2	2	5	
Others			-	-	-	-	
Total Team			35	14	21	70	30.00

Match: 54 **Date:** 25.08.2017 **Spectators:** 125
City: Santa Fe
Hall: Universidad Tecnologica Nacion
Match duration: **Start:** 14:00 **End:** 15:50 **Total:** 1:50

Teams	Sets	1	2	3	4	5	Total
BRA	3	21	25	25	25		96
POL	1	25	18	16	17		76
Set duration		0:27	0:25	0:25	0:24		1:41




POL • Poland



Spike

Succ. %
Limit: 15.00%

Rk	No	Name	Spikes	Faults	Shots	Total Attempts	Note
1	4	Szczurowska Julia	6	5	14	25	24.00
-	8	Gorecka Zuzanna	4	4	7	15	
-	12	Baluk Oliwia	6	3	4	13	
-	3	Jagla Monika	5	-	5	10	
-	18	Gryka Aleksandra	7	1	2	10	
-	7	Hnatyszyn Rozalia	2	5	3	10	
-	9	Damaske Paulina	1	5	3	9	
-	2	Andersohn Malgorzata	2	1	2	5	
-	10	Rybak Adrianna	-	2	3	5	
-	13	Laskowska Klaudia	2	-	1	3	
-	16	Mazur Julia	-	-	-	-	
Others			-	-	-	-	
Total Team			35	26	44	105	33.33



Block

Avg. by set

Rk	No	Name	Kill Blocks	Faults	Rebounds	Total Attempts	Note
1	10	Rybak Adrianna	5	4	2	11	1.25
2	7	Hnatyszyn Rozalia	1	-	-	1	0.25
2	8	Gorecka Zuzanna	1	-	1	2	0.25
2	9	Damaske Paulina	1	-	-	1	0.25
2	18	Gryka Aleksandra	1	3	2	6	0.25
2	2	Andersohn Malgorzata	1	3	1	5	0.25
-	13	Laskowska Klaudia	-	-	-	-	
-	16	Mazur Julia	-	-	-	-	
-	3	Jagla Monika	-	2	-	2	
-	4	Szczurowska Julia	-	3	-	3	
-	12	Baluk Oliwia	-	1	-	1	
Others			-	-	-	-	
Total Team			10	16	6	32	2.50

Match: 54 **Date:** 25.08.2017 **Spectators:** 125
City: Santa Fe
Hall: Universidad Tecnologica Nacion
Match duration: **Start:** 14:00 **End:** 15:50 **Total:** 1:50

Teams	Sets	1	2	3	4	5	Total
BRA	3	21	25	25	25		96
POL	1	25	18	16	17		76
Set duration		0:27	0:25	0:25	0:24		1:41



POL • Poland

Rk	No	Name	Aces	Faults	Serve Hits	Total Attempts	Note
1	4	Szczurowska Julia	7	1	4	12	1.75
2	2	Andersohn Malgorzata	2	-	14	16	0.50
2	8	Gorecka Zuzanna	2	2	6	10	0.50
4	10	Rybak Adrianna	1	-	10	11	0.25
4	12	Baluk Oliwia	1	-	6	7	0.25
4	18	Gryka Aleksandra	1	3	7	11	0.25
-	3	Jagla Monika	-	-	2	2	
-	9	Damaske Paulina	-	-	2	2	
-	13	Laskowska Klaudia	-	-	3	3	
-	16	Mazur Julia	-	-	-	-	
-	7	Hnatyszyn Rozalia	-	1	2	3	
Others			-	-	-	-	
Total Team			14	7	56	77	3.50

Serve

Avg. by set

Team	Opponent errors & Team faults	Aces	Faults	Total Attempts
		17	-	17

Rk	No	Name	Digs	Faults	Receptions	Total Attempts	Note
1	16	Mazur Julia	11	2	-	13	2.75
2	2	Andersohn Malgorzata	9	1	-	10	2.25
3	3	Jagla Monika	6	-	-	6	1.50
4	4	Szczurowska Julia	5	2	-	7	1.25
5	18	Gryka Aleksandra	4	2	-	6	1.00
5	8	Gorecka Zuzanna	4	3	-	7	1.00
7	9	Damaske Paulina	3	-	-	3	0.75
7	12	Baluk Oliwia	3	2	-	5	0.75
9	10	Rybak Adrianna	1	2	-	3	0.25
-	7	Hnatyszyn Rozalia	-	-	-	-	
-	13	Laskowska Klaudia	-	-	-	-	
Others			-	-	-	-	
Total Team			46	14	-	60	11.50

Dig


Avg. by set

Match: 54 **Date:** 25.08.2017 **Spectators:** 125
City: Santa Fe
Hall: Universidad Tecnologica Nacion
Match duration: **Start:** 14:00 **End:** 15:50 **Total:** 1:50

Teams	Sets	1	2	3	4	5	Total
BRA	3	21	25	25	25		96
POL	1	25	18	16	17		76
Set duration		0:27	0:25	0:25	0:24		1:41




POL • Poland



Set

Avg. by set

Rk	No	Name	Running Sets	Faults	Still Sets	Total Attempts	Note
1	2	Andersohn Malgorzata	12	4	75	91	3.00
-	3	Jagla Monika	-	-	2	2	
-	4	Szczurowska Julia	-	-	-	-	
-	7	Hnatyszyn Rozalia	-	-	-	-	
-	8	Gorecka Zuzanna	-	-	-	-	
-	9	Damaske Paulina	-	-	-	-	
-	10	Rybak Adrianna	-	-	1	1	
-	12	Baluk Oliwia	-	-	1	1	
-	13	Laskowska Klaudia	-	-	-	-	
-	16	Mazur Julia	-	-	5	5	
-	18	Gryka Aleksandra	-	-	1	1	
Others			-	-	-	-	
Total Team			12	4	85	101	3.00



Reception

Eff. %
Limit: 25.00%

Rk	No	Name	Excellents	Faults	Serve Receptions	Total Attempts	Note
1	3	Jagla Monika	15	3	8	26	46.15
-	12	Baluk Oliwia	8	4	8	20	
-	16	Mazur Julia	8	4	6	18	
-	8	Gorecka Zuzanna	8	3	5	16	
-	9	Damaske Paulina	4	2	2	8	
-	7	Hnatyszyn Rozalia	-	-	1	1	
-	2	Andersohn Malgorzata	-	-	-	-	
-	4	Szczurowska Julia	-	-	-	-	
-	10	Rybak Adrianna	-	-	-	-	
-	13	Laskowska Klaudia	-	-	-	-	
-	18	Gryka Aleksandra	-	-	-	-	
Others			-	-	-	-	
Total Team			43	16	30	89	30.34