

SONY

α
ALPHA

Interchangeable-lens digital camera

α7sIII

SONY



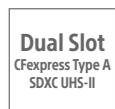
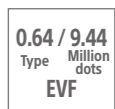

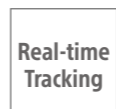
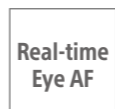
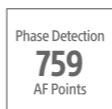
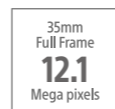


α7S III

Imagination in Motion

The process of turning ideas into images that others can experience is the essence of visual content creation. Sony's goal is to give creators the tools they need to achieve their goals as efficiently and as intuitively as possible, and with the highest possible quality. The incredible α7S III is an outstanding example. It refines legendary S-series sensitivity and dynamic range to unprecedented levels, while boosting speed and processing power for supreme expression and workflow efficiency. And all of this is achieved while maintaining the compact portability that is a cornerstone of the α series. The images, whether movies or stills, are simply stunning, with all the depth and nuance required to deliver creative ideas with maximum impact.

Bring your imagination to life with the α7S III.



* No. 1 image sensor manufacturer for digital cameras and video recorders. Based on Sony research - April 2019 to March 2020 (Over 50% market share).
 ** No.1 electronic viewfinder (EVF) device manufacturer for digital still cameras which employ EVF. Based on Sony research - April 2019 to March 2020 (Over 50% market share).

*1 Standard ISO sensitivity 80-102400. Expandable to 40-409600 for stills, and 80-409600 for movies. *2 QFHD (3840 x 2160 pixels) *3 For movies

Evolved Technology for Deep Imagery

An ideal camera should be an extension of the creator’s mind and eye. With evolved devices delivering sensitivity and dynamic range that can capture the most meaningful details and subtleties, the α7S III gives the creator’s imagination new, unrestricted freedom.

High-sensitivity CMOS Exmor R™ sensor


At the heart of the α7S III is a superb image sensor that is a significant upgrade for the S series. Advanced image sensor technology has been applied in a new 35mm full-frame 12.1-megapixel* back-illuminated CMOS image sensor that delivers important advantages.

The legendary sensitivity and dynamic range of Sony’s S series has been elevated to a new level with advanced light-gathering techniques that take full advantage of the sensor’s spacious full-frame 12.1-megapixel configuration, and technology that effectively optimizes output signal levels in response to the amount of incoming light. High sensitivity with low noise is ensured throughout the camera’s sensitivity range: 80 to 102400 ISO for both stills and movies, expandable to 40 to 409600 for stills or 80 to 409600 for movies. Other quality-enhancing features include a new color filter array that boosts color reproduction accuracy.

The sensor’s 12.1 megapixel configuration results in larger pixels that, in combination with doubled sensor readout speed and a new BIONZ XR™ image processing engine, not only maximize sensitivity and dynamic range, but also contribute to a dramatic increase in processing speed for extraordinary autofocus performance, the ability to record 10-bit 4:2:2 4K movies at up to 120p, and significantly reduced rolling shutter distortion.

The new sensor also supports fast, reliable focal plane phase-detection AF for the first time in the S series.

* Approximate. Effective megapixels.




Exmor R
CMOS Sensor

BIONZ XR™ boosts processing power

A revised system architecture that extends from image capture through all signal processing stages gives the α7S III eight times greater processing capacity than previous models. The BIONZ XR image processing engine is ready and able to handle imaging innovations for a long time to come.

The α7S III features a totally new system architecture that consolidates real-time processing of AF, subject recognition, image quality, development, and more in a new BIONZ XR image processing engine. Processing latency is minimized while movie and still image processing power is dramatically increased. The updated architecture also distributes user interface, network, and file management processing so that fast, stress-free control response is ensured regardless of real-time processing load.

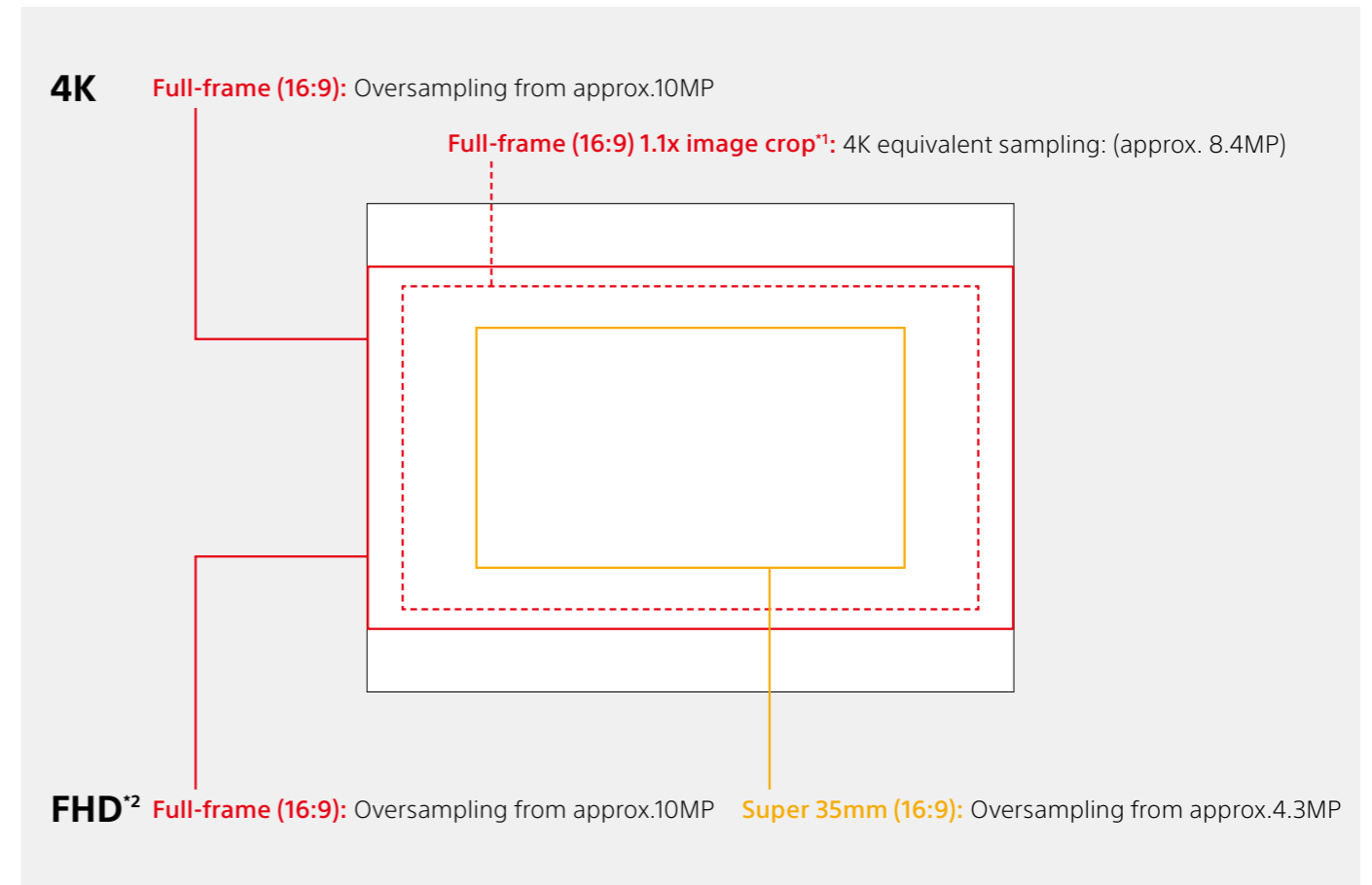
Multitask processing is smoother than ever, achieving high sensitivity and natural gradations that define the S series even while simultaneously performing background data transfers or other tasks. The α7S III offers realistic color reproduction, low noise, and numerous other image quality improvements. It also delivers faster, more precise AF/AE and face/eye detection, the ability to process the large amounts of data required for 4K recording at 60p or 120p, responsive EVF display and control, and high-speed access to new CFexpress Type A memory cards.



BIONZ XR

Extraordinary resolution

The high speed and processing capacity of the new BIONZ XR engine has made it possible to implement high-level pixel processing technology that realizes extraordinary imaging advantages. Full-pixel readout without binning ensures that full advantage is taken of every available pixel in all shooting modes, maintaining maximum subjective resolution while preventing false color and moiré. What’s more, oversampling is employed so that the information from more pixels than are normally required for 4K or Full HD recording can be used to deliver outstanding resolution and detail.



*1 When recording 4K 120p movies.

*2 Number of effective pixels: 1420 x 804 at 240 or 200 fps.

Supreme Sensitivity

The α7S III takes hybrid shooting to the next level in a mirrorless body that offers professional moviemaking features. Sony has really raised the bar this time, packing extraordinary sensitivity plus potential previously only available in much more specialized equipment into an accessible camera that is capable of delivering images with stunning impact.

A new level of S series image quality

The α7S III delivers significantly improved movie quality in a number of ways. Class-leading sensitivity with expanded 80 to 409600 ISO and 15+ stops^{*1} of dynamic range reach into the depths of scenes to bring out details and subtleties that might otherwise be lost. The colors and textures of foliage, human skin, and more are ideally and consistently reproduced without dependence on light sources. Gradations have also been refined for better looking skin tones and highlight roll-off in portraits. And of course, noise is effectively subdued at high sensitivities, so images are clear with excellent detail and resolution. Another important addition contributes to improved AWB performance: a new “Visible Light and IR Sensor” helps to achieve more precise white balance under artificial lighting, including fluorescent and LED lights that can be difficult for conventional systems. Readout speed from the new CMOS sensor is approximately twice that of previous front-illuminated sensors, providing approximately a 3x reduction in distortion of moving subjects^{*2}.

*1 Using S-Log3 for movie recording. Sony tests. *2 Compared to the 7S II.

Record 4K at up to 120^{*1} frames per second

The α7S III offers in-camera 4K recording at up to 120 frames per second^{*2}, providing new expressive capability with extraordinarily smooth 5x (max.) slow-motion imagery^{*3} at 4K resolution. In addition to supporting 4:2:2 10-bit recording, this feature can be used with efficient Long GOP inter-frame compression or high-quality Intra-frame (All-I) compression. A maximum bit rate of 1200 Mbps (4:2:2 10-bit, H.264, All-I)^{*4} delivers supreme image quality when directly replaying movies in slow or quick motion in the S&Q mode^{*5}. Up to 10x slow motion with Full HD resolution is possible at 240 fps^{*6} (24p recording)^{*7}, providing fresh perspectives on dynamic sports and other types of action.

*1 NTSC. 100 fps PAL. *2 10% image crop, approx.. *3 Post processing is required for movies shot in S&Q mode. *4 CFexpress Type A memory card required for XAVC S-I recording at 120 fps. *5 Sound is not recorded in S&Q mode. *6 NTSC. 200 fps PAL. *7 Sensor readout of 1,420 x 804 effective pixels.

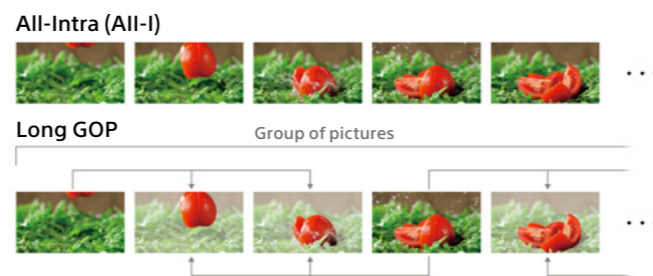
10-bit 4:2:2 video reaches new levels of realism

The α7S III can record 10-bit 4:2:2 video internally when using Long GOP or All Intra compression, making it possible to grade for fuller, more natural gradations while generally providing greater editing freedom. Maximum frame rate when recording full-frame 4K is 120p.

All Intra (for XAVC S-I™ recording)

In addition to the Long GOP inter-frame compression used in previous models, the α7S III supports intra-frame (All-I) recording for the first time in an α body, allowing internal 4K recording at bitrates up to 1200 Mbps*. Intra-frame recording provides extra margin for post production and still image extraction when needed.

* SDXC memory card (V90 or higher) or CFexpress Type A memory card (VPG200 or higher) required.




Efficient MPEG-H HEVC/H.265 (XAVC HS™) coding

The α7S III adds XAVC HS format recording^{*1} using the MPEG-H HEVC/H.265 codec for approximately twice the efficiency of MPEG-4 AVC/H.264. You can record more detailed 10-bit 4K video at higher bit rates while keeping data volume within a manageable range. Image quality is better than XAVC S™ at a comparable bit rate, and equal to XAVC S at lower bit rates. H.265 video can be recorded internally to SDXC or CFexpress Type A memory cards^{*2}.

*1 XAVC HS compatible editing software required.

*2 SDXC memory card (V60 or higher) or CFexpress Type A memory card (VPG200 or higher) required.



16-bit RAW output for the first time in the α series

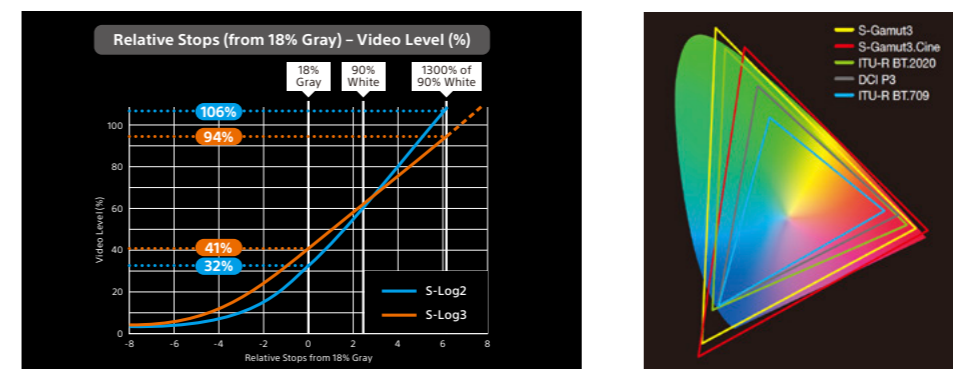
For applications that demand the increased quality and post-production flexibility provided by RAW output, the α7S III allows 16-bit RAW output to an external device* via HDMI. Full-frame 4264 x 2408 (16:9 aspect ratio) 16-bit image output is possible, with a choice of frame rates (60p/50p/30p/25p/24p). You can also output RAW video via HDMI while recording XAVC HS 4K, XAVC S 4K, or XAVC S-I 4K to internal card media. Proxy recording is available during RAW output.

* Atomos Ninja V HDR monitor-recorder support planned, as of July 2020.

Easy S-Log matching with professional camcorders

In many moviemaking workflows the ability to match the color of footage from multiple cameras is essential. The α7S III includes S-Log2 and S-Log3 gamma curves, the latter emphasizing shadow to midtone gradations and making it possible to achieve a dynamic range of 15+ stops*. Three color gamut settings are provided: S-Gamut, S-Gamut3, and S-Gamut3.Cine. The S-Gamut3 and S-Gamut3.Cine color gamut settings make it easy to match α7S III footage with that shot on professional camcorders equipped with S-Log3 gamma curve settings. Minimum ISO when shooting S-Log has been reduced to 640, and the 160 to 500 range of expanded ISO can be used as well. Sensitivity can be lowered by as much as 2 stops below the normal ISO range for extra-low-noise recording.

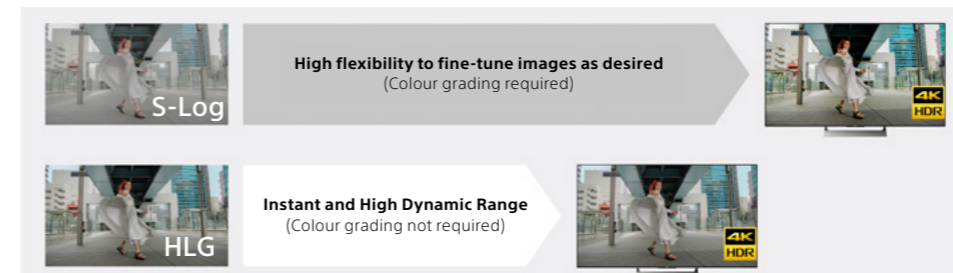
* Using S-Log3 for movie recording. Sony tests.



10-bit 4:2:2 HLG (Hybrid Log-Gamma)*

For true-to-life imagery with detailed shadows and highlights, with no need for color grading, the α7S III provides an HLG (Hybrid Log-Gamma) high-dynamic-range picture profile that supports the wide-gamut BT.2020 color space. Video recorded with this picture profile can be directly played back on an HDR (HLG) compatible Sony TV. 10-bit recordings reproduce finer gradation and detail for extraordinary realism.

Gamma can be selected from four presets: HLG (corresponding to IYU-R BT.2100), HLG1, HLG2, and HLG3. These gamma settings provide varying blends of dynamic range and noise performance, generally achieving wider dynamic range that still blends well with images from previous cameras. Different gamma settings can be used as needed for different scenes.



* HLG is a high dynamic range TV format specified by the international ITU-R BT.2100 standard.

Focus that can Reshape Your Moviemaking

It may be a basic requirement, but focus can be a complex challenge that demands a great deal of attention, especially when shooting movies. It can also be a creative tool. Used with Sony's E-mount lenses, the α7S III offers outstanding AF performance with advanced focus and tracking technologies that allow you to concentrate more fully on shooting while maintaining full creative control.

Fast Hybrid AF in all modes

The α7S III makes Fast Hybrid AF available for the first time in an S series body. With both phase-detection and contrast-detection AF, focus is precisely and smoothly maintained over a wide area even when using a narrow depth of field or tracking fast-moving subjects in all movie recording modes, including 4K 120p. Focus can be reliably maintained even when the subject is briefly obscured or moves towards the perimeter of the frame.



Intuitive touch control

With Touch Tracking, simply touch the desired subject on the monitor screen to initiate AF and tracking on that subject. The powerful real-time processing capabilities of the new BIONZ XR image processing engine, plus advanced AI algorithms, allows the camera to process color, pattern (brightness), distance (depth), and face and eye information to reliably track the selected subject while you concentrate on composition and shooting. This can be huge advantage when using a gimbal or shooting solo. Touch Focus can be used to temporarily engage AF when focusing manually. It is also possible to remotely control Touch Tracking during AF or Touch Focus during manual focus from the Imaging Edge Mobile application* running on a mobile device.

* Imaging Edge Mobile Ver. 7.4 or later required.

Real-time Eye AF

The superior real-time data processing capability of the new BIONZ XR image processing engine provides a 30% improvement in detection performance over previous BIONZ X systems, ensuring accurate, reliable detection even when faces are looking away at extreme angles. You can concentrate fully on shooting and take advantage of the expressive bokeh available with a full-frame sensor without having to worry about focus. When the Touch Tracking feature is used to initiate real-time tracking, Real-time Eye AF is simultaneously initiated if an eye is detected.



Advanced features augment manual focus

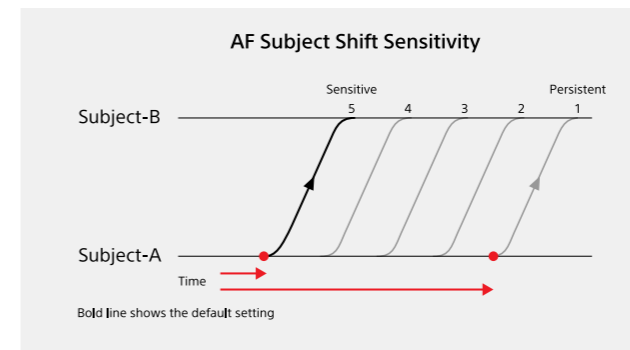
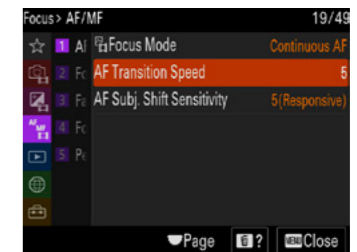
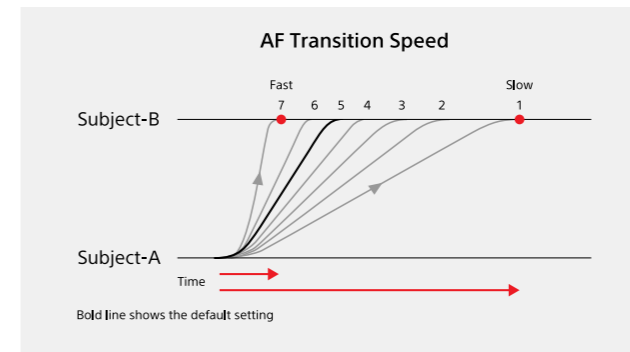
AF support can be useful even when primarily using manual focus. When the shutter button is half-pressed or the AF-ON button is pressed, focus is automatically acquired at full AF speed in the same way as when shooting stills. AF can also be temporarily activated via the Touch Focus feature, and Real-time Eye AF can be initiated via a custom button assignment, with AF smoothly locking on at the preset AF Transition Speed.

Leave focusing to the camera with detailed AF settings

Inherited from Sony's professional large-format FX9 camcorder, [AF Transition Speed] and [AF Subject Shift Sensitivity] parameters allow more detailed AF control. [AF Transition Speed] provides 7 speed settings, and is ideal for creating rack focus effects to effectively guide the viewers' eye. [AF Subject Shift Sensitivity] provides 5 sensitivity settings that determine how "sticky" AF will be (how easily AF will switch to another subject or how tenaciously it will stay with the locked-on subject). Both of these parameters can be assigned to custom keys for fast access while shooting.



Shift focus from subject A to B



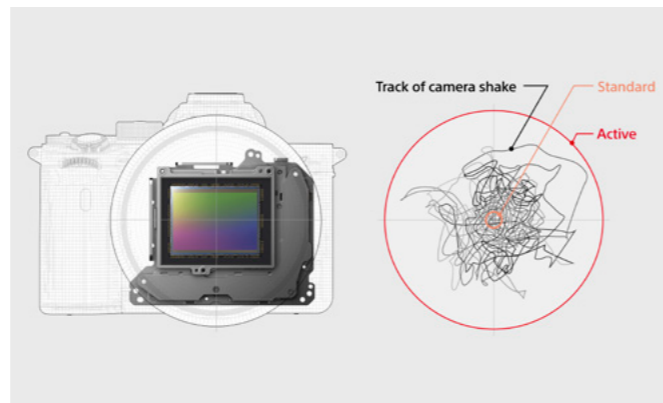
Creative Moviemaking Tools

Great movies are an intricate tapestry of imagery, light, motion, and sound. Every detail counts. The α7S III offers detailed control over the elements of movie production so that they can be brought together in creative, beautiful, and meaningful ways.

Active Mode¹ stabilization for handheld movie shooting

The α7S III features 5-axis optical in-body image stabilization that is highly effective for handheld shooting. A new high-precision stabilization unit and gyro sensors, plus optimized image stabilization algorithms, have made it possible to provide an Active Mode¹ that is dedicated to movie shooting in 4K and other formats². The powerful new BIONZ XR image processing engine with advanced real-time processing capability makes it possible to precisely detect the required amount of compensation and apply optical stabilization without the need for digital upscaling, and all of this is realized without compromising the compact size and mobility of the α system.

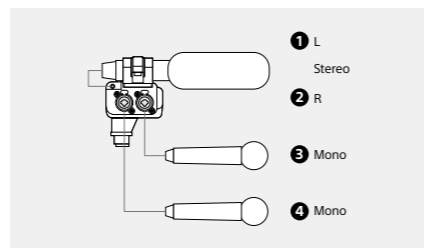
In-body image stabilization means that effective stabilization can be achieved with a wide range of lenses, including E-mount lenses that do not include stabilization of their own, and A-mount lenses attached via a mount adaptor.



^{*1} Slight image crop in Active Mode. "Standard" setting recommended for focal lengths of 200mm or longer.
^{*2} Active Mode is not available when recording at frame rates of 120 fps (100 fps PAL) or higher, or when using S&Q.

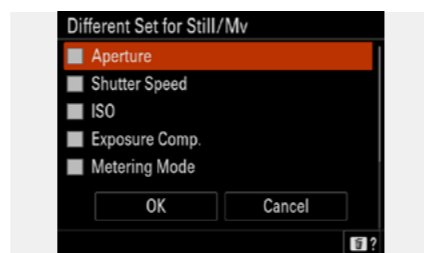
Digital Audio Interface for superior sound

The camera's Multi Interface Shoe features a built-in Digital Audio Interface for superb audio quality. Sony's optional ECM-B1M Shotgun Microphone or XLR-K3M XLR Adaptor Kit transfers digital audio directly to the MI shoe for exceptionally high sound recording quality. The XLR-K3M XLR Adaptor Kit provides a choice of three recording formats: 48 kHz/16 bit 2 channel, 48 kHz/24 bit 2 channel, and 48 kHz/24 bit 4 channel. Like other MI shoe accessories, no cables or batteries are required, providing unrestrained freedom for α system moviemaking.



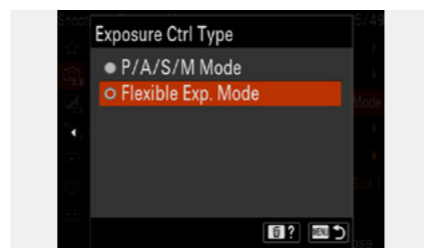
Independent still and movie settings

A subset of the camera's shooting settings can be linked to the still and movie modes so that appropriate aperture, ISO, and other settings are automatically and instantly recalled when you shoot stills or movies. Multiple settings that will be stored independently for the still and movie modes can be selected via the [Different Set for Still/Mv] page. The available settings are: Focus Mode, Aperture, Shutter Speed, Exposure Compensation, ISO Sensitivity, Metering Mode, White Balance, and Picture Profile.



Flexible Exposure Mode for movies

Aperture and shutter speed adjustments are frequently required during the movie-making process, so the α7S III provides a Flexible Exposure Mode that allows quick switching between auto and manual aperture and shutter speed control. This function can be assigned to a custom button for fast on-the-fly auto/manual mode switching.



Simultaneous display on external HDMI device

For maximum monitoring versatility, the α7S III simultaneously allows 4K video display on three devices: the camera monitor, an external HDMI recorder/monitor, and the Imaging Edge Mobile app connected via Wi-Fi. Output to an external monitor is also possible during proxy recording, and with appropriate settings the Real-time Eye AF frame can be displayed on the external device as well.

[HDMI Info. Display] Off

File format: All, Movie settings: All, Proxy recording: either On/Off

	Camera monitor	External monitor	Imaging Edge Mobile
Image	OK	OK	OK
On-screen display	OK	NA	OK but limited
Touch operation	OK	NA	OK but limited *
Face/Eye frame display	Tracking frame displayed	NA	NA
Tracking frame display	Tracking frame displayed	NA	NA

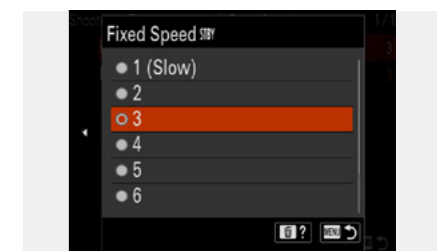
[HDMI Info. Display] On

	Camera monitor	External monitor	Imaging Edge Mobile
Image	NA	OK (aspect 4:3)	OK
On-screen display	NA	OK (aspect 4:3)	OK but limited
Touch operation	NA	NA	NA
Face/Eye frame display	NA	Tracking frame displayed	NA
Tracking frame display	NA	NA	NA

*Touch Tracking when shooting movies in AF mode and Touch Focus when shooting movies in MF mode are available. Touch Focus, Touch Tracking, and Touch Shutter are not available when shooting stills. Touch Focus is not available when shooting movies in AF mode.

Custom zoom settings

When using a compatible powered zoom lens, you can select the zoom ring direction to suit your personal preferences and shooting style. It is also possible to assign custom buttons for W (zoom out) and T (zoom in) operation, making it easier to zoom while watching the monitor during movie recording. Eight selectable zoom speeds are provided, and the zoom speeds can be set independently for the camera's record and standby modes so that a slow zoom speed can be set for recording, while a fast zoom is used when the camera is not recording.



White balance adjustment while recording movies

The ability to change white balance while recording video can be a huge advantage when working with mixed lighting. White balance can be adjusted to match changes in the scene while recording movies, and the adjustments can be made to occur slowly and smoothly without abrupt "jumps" (shockless WB). You can maintain natural-looking white balance when moving from indoor to outdoor situations while shooting a wedding, for example.

Top panel MOVIE button

The MOVIE record button has been moved to the top panel to improve control when shooting from the widest possible range of angles, including the waist-level position often used by moviemakers. The button's shape, diameter, and height have also been changed to make it more easily recognizable by touch. The REC function can also be assigned to a custom button if required.



Other important moviemaking aids


- Zebra display
- Peaking display (red, yellow, white, blue)
- Gamma display assist (OFF, Auto, S-Log2, S-Log3, HLG (BT.2020), HLG (709))
- TC/UB settings

Exquisitely Frozen Moments

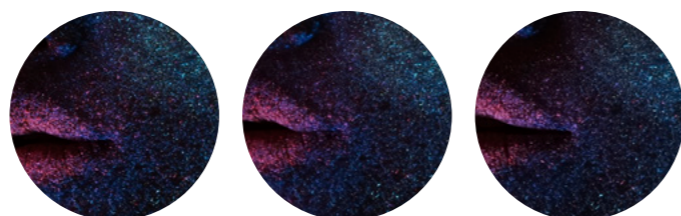
The α7S III gives hybrid shooters the ability to capture exquisite stills as well as movies, and it is a great choice for still photographers who want superior low-light capability. With a little creativity and a refined tool like the α7S III, stills can deliver immense emotional depth and impact.

Evolved image quality all the way up to ISO 409600

Much of the same technology that makes the α7S III a great movie camera allows it to shoot extraordinary stills too. High sensitivity is a hallmark of the S series, and in the α7S III is delivered with low noise throughout the camera's amazing sensitivity range of ISO 80 to 102400, expandable to ISO 40 to 409600. The relatively large pixels on its capacious full-frame 12.1-megapixel sensor provide ample resolution and, combined with advanced light-gathering techniques, contribute to the camera's outstanding sensitivity and low noise. Technology that effectively optimizes the output signal level from the sensor in accordance with the amount of incoming light further enhances image quality under a wide range of light conditions. The sensor color filter array also features a new design that contributes to enhanced color reproduction accuracy.



* Approximate, effective.



FE 85mm F1.4 GM (SEL85F14GM), 1/125 sec., F9, ISO 6400

ISO 3200

ISO 6400

ISO 12800

Consistently accurate color reproduction

The high speed and capacity of the new processing engine in the α7S III make it possible to apply more detailed, optimized processing to individual image elements, achieving outstanding color reproduction accuracy. Deep reds and fresh greens are reproduced in all their natural beauty, while skin textures and tones are smooth, realistic, and healthy looking. Consistently accurate colors are easily achieved even under different types of lighting. Another refinement that contributes to improved AWB performance is a new "Visible Light and IR Sensor" on the front of the body. This advanced sensor helps to achieve more precise white balance under artificial lighting, including fluorescent and LED lights that sometimes confuse conventional AWB systems.



FE 85mm F1.4 GM (SEL85F14GM), 1/125 sec., F2.8, ISO 320



FE 24-70mm F2.8 GM (SEL2470GM), 1/100 sec., F2.8, ISO 400

10-bit HEIF* for smoother gradations

In addition to the existing RAW and JPEG formats, the α7S III includes the next-generation 10-bit HEIF (High Efficiency Image File) format*. Smooth 10-bit gradations provide more realistic reproduction of skies and portrait subjects where subtle, natural gradation is essential. 4:2:2 or 4:2:0 color sampling can be selected from the image quality menu. 4:2:0 is recommended for optimum reproduction in the widest range of display environments, while 4:2:2 offers the highest possible image quality.

An HLG (Hybrid Log-Gamma) mode for still images is also provided, supporting the internationally recommended ITU-R BT.2020 color space. HEIF stills shot in this mode can be played back on a compatible Sony HDR (HLG) TV via a direct HDMI connection from the α7S III, delivering true-to-life dynamic range that is difficult to achieve with photographic prints. When viewing HLG images via the camera monitor, the Gamma Display Assist function can be used to display approximately normal gamma and contrast via the monitor and viewfinder.


* Software and/or a working environment that supports the HEIF format is required for display and editing.

Use Creative Look to create moods in camera

A selection of new Creative Looks makes it easy to create interesting moods for stills and movies right in the camera. 10 Creative Looks are provided as presets that can be used without modification or customized by the user, based on the currently selected camera mode. The [FL] preset, for example, has clear contrast and an interesting blend of subdued but impressive colors. The [IN] preset has a soft, matte look. The presets provide a wide range of variations with different combinations of color, color depth, brightness, contrast, sharpness, and more. Eight customizable parameters including contrast, saturation, shadow and others can be adjusted while viewing the resulting image via the monitor or viewfinder. Customized Creative Looks can be stored as Custom Looks for later recall and use.



FL



IN



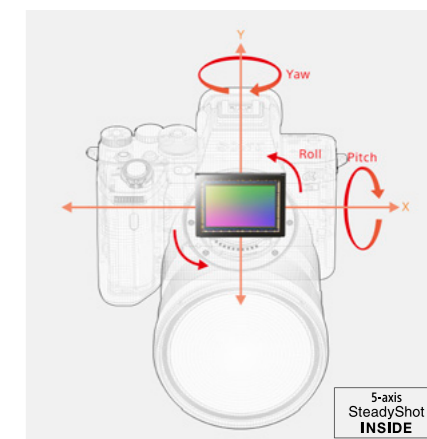
VV2

5-axis optical in-body image stabilization for a 5.5-step* shutter speed advantage

A high-precision stabilization unit and gyro sensors, plus optimized image stabilization algorithms, achieve up to a 5.5-step shutter speed advantage. Live view shows the stabilized image while the shutter button is half-pressed when shooting stills, even when the MF Assist or Focus Magnifier functions are used. A stabilized viewfinder image can make it much easier to frame and focus when using a telephoto or macro lens.

In-body image stabilization is effective with a wide range of lenses, including E-mount lenses that do not include stabilization of their own, and A-mount lenses attached via a mount adaptor.

* CIPA standards. Pitch/yaw shake only. Planar T* FE 50mm F1.4 ZA lens. Long exposure NR off.



5-axis SteadyShot INSIDE


Speed, Accuracy, and Reliability for Stunning Stills

Autofocus, tracking, and continuous shooting are important tools for the modern photographer, and they are all ultimately dependent on speed and accuracy. The advanced, powerful architecture and processing capabilities of the α7S III support features and performance that deliver stunning speed, accuracy, and reliability for any shooting situation.

Focal plane phase-detection for wide, fast, precise AF

The α7S III includes focal plane phase-detection AF for the first time in the S series. The camera's new sensor and powerful processing engine have made it possible to provide a high-density array of 759* selectable phase-detection AF points that cover approximately 92% of the imaging area; even more than the 693 points provided by the α9 and α9 II. The powerful new processing engine easily processes the large amount of subject data acquired over a wide area in real time, providing precise, high-density analysis. The Fast Hybrid AF system combines the speed and tracking capability of phase-detection AF with the precision of 425-point contrast-detection AF to quickly lock onto subjects that move erratically or change speed suddenly and track them with tenacious reliability.

* When shooting full-frame still images. The number of AF points used depends on the shooting mode.



■ Phase-detection AF coverage (759 points)
■ Contrast-detection AF coverage (425 points)

Accurate AF in low light

Updated AF algorithms achieve high AF precision down to light levels as low as EV-6 (ISO 100 equivalent, F2.0 lens, AF-S mode). Focus can be accurately and reliably acquired in light so low that the subject would be difficult to see clearly with the naked eye.



FE 24-70mm F2.8 GM (SEL2470GM), 1/100 sec., F2.8, ISO 1600

AF Tracking Sensitivity Adjustment

When shooting stills, the sensitivity with which autofocus will follow subjects that move outside the focus area can be adjusted in 5 steps. Select "5" (Responsive) when focusing successively on subjects at varying distances, or "1" (Locked On) to keep focus on a main subject when other subjects are moving between the main subject and camera, for example.

Continuous shooting at up to 10 fps*

Both the mechanical and electronic shutters allow continuous shooting at up to 10 fps*, or at up to 8 fps* in live view mode, making it easier to capture the most photogenic moments and expressions of moving subjects. Response is excellent, with minimal viewfinder/monitor display lag for easy framing, even with intense subject motion. The smallest aperture that can be used with focal plane phase-detection AF when shooting continuously in AF-C mode is F11, and all E-mount lenses that are compatible with focal plane phase-detection AF are supported.

* Up to 10 fps in continuous "Hi+" mode, and up to 8 fps in "H" mode. CFexpress Type A memory card. Sony tests.



Continuous bursts of more than 1000 RAW images


The powerful new processing engine and a large buffer increase memory card write speeds so that more than 1000 uncompressed RAW or RAW&JPEG** images can be shot continuously, for extraordinary continuous shooting capacity that will appeal to professional users. Also thanks to the high processing speed of the new engine, it is possible to change settings via the Fn menus or main menus, and even play back images immediately after shooting, while data is being written to the memory card.**

*1 CFexpress Type A memory card required

*2 Some menu items cannot be edited while data is being written to the menu card.

A 30% boost in Real-time Eye AF performance

Not only does the α7S III bring Real-time Eye AF to the S series for the first time, but the advanced real-time processing capacity of the new BIONZ XR image processing engine also provides a 30% boost in performance over previous BIONZ X systems. AI based recognition performance has been enhanced, and new subject recognition algorithms have been implemented to increase recognition precision when the subject is looking up, down, or sideways at even greater angles. In conjunction with Real-time Tracking, this results in more stable tracking for a wider variety of situations, including dynamic sports action. A custom button can be assigned to turn face/eye detection ON or OFF as needed.



FE 135mm F1.8 GM (SEL135F18GM), 1/200 sec., F2.8, ISO 400

Real-time Eye AF animal mode tracks animal eyes¹

Sony's advanced AI-based Real-time Eye AF feature can also track animal eyes. The "Animal" mode is currently optimized for dogs and cats, and when selected will quickly detect and precisely track their eyes, vastly increasing the photographer's success rate when shooting pets or other animals in situations where accurate focusing has previously been a challenge.²

All AF modes are supported. Used in conjunction with Real-time Tracking, this feature will tenaciously track animals that are actively moving around. A-mount lenses mounted via a compatible adapter are also supported.³ A custom button can be assigned to quickly switch between the Animal and Human modes without having to open a menu display.

*1 Stills only.


*2 Accurate focus may not be achieved with certain subjects in certain situations.

*3 SSM or SAM lenses. LA-EA1/LA-EA3 mount adapter.

Tenacious Real-time Tracking

AI-based Real-time Tracking automatically detects and tracks the subject's eye and face with high precision while the shutter button is half-pressed. A new subject recognition algorithm uses color, pattern (brightness), and subject distance (depth) data to process spatial information in real time at high speed. The focus area will seamlessly change between face and eye according to the condition of the subject.

The advanced processing capabilities of the new BIONZ XR image processing engine make it possible to track athletes even in difficult indoor arenas where spectator seating is relatively close. The subject to be tracked can also be specified by touching it on the monitor when Touch Tracking is ON.



FE 24-70mm F2.8 GM (SEL2470GM), 1/1000 sec., F2.8, ISO 1600

Anti-flicker shooting*

Flicker from fluorescent lights and other artificial lighting can ruin still images if it and the shutter timing are out of sync. The α7S III automatically detects flicker and adjusts shutter timing to eliminate exposure and color variations, even when shooting continuously at up to 10 fps with AF and AE tracking.

* Mechanical shutter. Only 100 Hz and 120 Hz flicker is detected. Continuous shooting speed may decrease. Anti-flicker shooting is not available during silent shooting, BULB exposure, or movie recording.

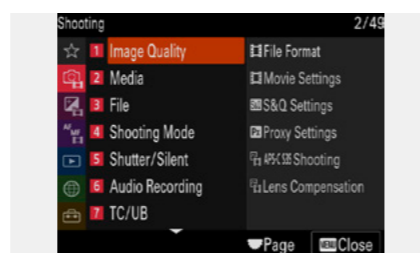
Intuitive and Versatile

Ideally, a camera will become an extension of the user, responding intuitively and instantly to every command. The α7S III comes closer than ever with refinements and customizable features that close the gap between mercurial creative imagination and real-world workflows.

Refined operation

Touch menu control

The α7S III is the first α series body to feature touch-responsive main and function menus. Menu tabs on the left side of the display with related parameter groups and parameters on the right make the menu structure clear. Parameters can be instantly selected by directly touching them on the display panel, and lists can be scrolled by touch for unprecedented navigation and operation efficiency.



Touch operation during review

Images to be reviewed can be selected by touch, and pinch-out/pinch-in gestures can be used to enlarge or reduce the selected image.



Touch operation while shooting

The "Touch Focus", "Touch Tracking", or "Off" modes can be activated or deactivated by touch while shooting. Touch the button on the shooting display to access these parameters for fast switching while shooting stills or movies.

Customizable Fn menu

Setting up a custom Fn menu couldn't be easier: press the Fn button, then long-press the Fn icon in the display that opens to jump to the custom setup display.

Reliable touch operation

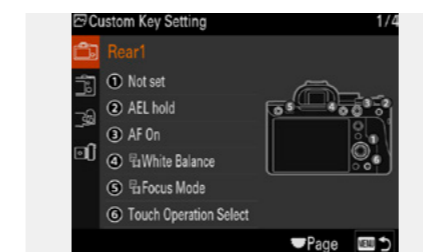
Touch sensitivity can be set to "Standard" or "Sensitive" for maximum control response and reliability in a variety of shooting situations and environments.



Customizable features

Custom button function assignment

134 Functions are assignable to 15 custom keys. Independent function sets can be assigned for stills, movies, and playback.



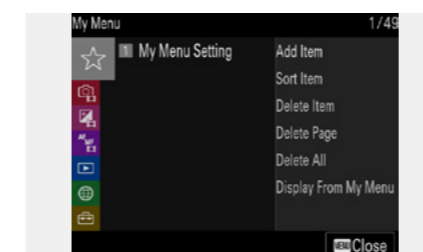
Separate Fn button customization for stills and movies

Separate functions can be assigned to the Fn button for the still and movie modes.




42-item My Menu

A custom My Menu can be tailored to your shooting needs with items that can be arranged in any convenient order or erased as required. The "My Menu" star logo (☆) appears at the top of the display for easy identification.



My Dial

Custom function assignments can be made to the front/rear dials and control wheel, so that frequently used functions are instantly available when needed.



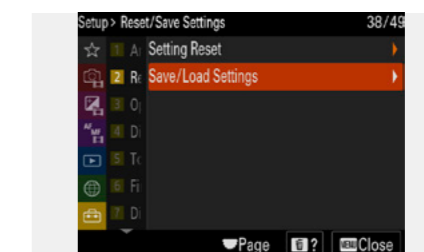
Internal camera setting registration

Up to three sets of frequently used camera modes and settings can be registered for fast, easy recall via the 1, 2, and 3 settings on the mode dial.



Save/load settings to/from memory card

Up to 10 camera setups can be saved to a memory card, and up to 20 setups can be saved to the Imaging Edge Mobile application*. Saved setups can be transferred to a separate body of the same model number.



* Imaging Edge Mobile Ver. 7.4 or higher.

Professional Operation in Compact Mirrorless Form

The α 7S III maintains the defining size and weight advantage of Sony's α 7 series while offering professional level control and features. In addition to the first vari-angle monitor in an E-mount body, it provides an electronic viewfinder with class-leading definition, compatibility with next-generation media cards for high-speed write capability, and other refinements for truly professional workflow support.

High-quality, flexible monitoring

Side-opening vari-angle monitor

Rotating sideways by as much as 176°, up by as much as 180°, and down by as much as 90°, a new side-opening vari-angle mechanism affords plenty of positioning freedom for high and low viewpoints as well as waist-level, vertical, and selfie positions, and can be a huge advantage when the camera is mounted on a rig.



High-definition 3.0 type touch-sensitive LCD panel

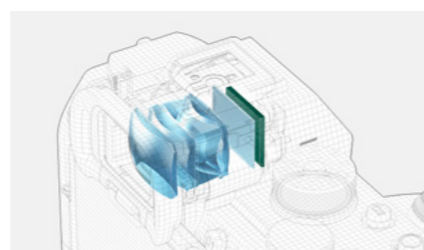
The large 3.0 type 1.44 million-dot (approx.) touch-panel LCD monitor has ample brightness and manual settings that provide optimum visibility even in bright outdoor conditions. In addition to supporting the Touch Tracking and Touch Focus functions, the new monitor also provides touch operation for the main and function menus.

The widest view in its class*

New high-performance Quad-XGA viewfinder

A 9.44 million-dot (approx.) Quad-XGA viewfinder with high-definition OLED display and refined optics delivers the highest resolution in its class. It also offers world-record* 0.90x viewfinder magnification, a 41° diagonal FOV (approx. 43° for the entire display area), and a 25mm high eyepoint for clear, low-distortion corner-to-corner viewing. The viewfinder unit is resistant to fogging, responsive, and has switchable modes for different subject types. Every aspect of this advanced viewfinder has been designed and refined to provide optimum usability in professional workflows.

* Full-frame mirrorless cameras, as of July 2020, Sony survey.



Switchable viewfinder magnification

In addition to the wide 41° FOV mentioned above, the α 7S III also provides a selectable "Zoom Out" (APS-C equivalent) mode with a 33° FOV and 33mm eyepoint that provides a comfortable view for eyeglass wearers. The viewfinder magnification mode can be switched from the "Finder/Monitor" menu, or by using an appropriately assigned custom button when quick switching is required.



High-quality view with minimal lag

Viewfinder and monitor time lag have been reduced to allow more stable framing, especially during continuous shooting. The finder frame rate can be set to 60 or 120 fps, with the latter providing a smooth viewfinder image with minimum display motion blur when shooting moving subjects. There is also a "High" quality mode that takes advantage of the large amount of data read from the image sensor to provide extra fine viewfinder and monitor displays.

Refined for fast, efficient operation

Two SD and CFexpress Type A compatible media slots

The upper (Slot 1) and lower (Slot 2) media slots both support UHS-I and UHS-II SDXC/SDHC cards as well as new CFexpress Type A cards for higher overall capacity and faster read/write speeds. CFexpress Type A cards are ideally suited to high-speed continuous still shooting as well as 4K movie recording at high bit rates, providing next-generation write speeds that can quickly clear the buffers of cameras that generate high volumes of still image and movie data. Fast, future-oriented storage contributes to smooth professional workflows. The same data can be simultaneously recorded to both cards for backup, or the user can choose to separate stills/movies and JPEG (HEIF)/RAW formats as necessary. There is also a "relay" mode in which still image or movie recording will automatically switch to the second media card when the first media card becomes full.



Rearranged menus and mode dial

The menu items displayed in the Still and Movie modes have been updated for easier access, and the mode dial sequence and some default settings have been changed to maximize efficiency for users who shoot both stills and movies. The order of the memory recall [1]-[3], Movie, and S&Q settings has been changed, and the default setting for the Movie and S&Q modes has been changed to [M] (Manual).

Improved grip hold

To minimize stress when shooting for long periods of time and/or with long telephoto lenses, the grip has been redesigned for greater comfort and a surer hold. The grip itself is longer than on the α 7S II, providing ample room for the little finger. Overhang in the middle finger area has also been increased.

HDMI Type-A terminal

A reliable HDMI Type-A connector provides the type of connectivity and durability found in professional video equipment.

Rear-dial operation

The shape and position of the rear dial have been revised for easier access and operation.

Exposure compensation dial lock button

An exposure dial lock button that alternately locks and unlocks the exposure compensation dial is provided at the center of the dial. A lockable dial can prevent accidental, unwanted changes while shooting.

AF-ON button

An AF-ON button features optimized tactile feedback and is positioned for easy access and operation. Smooth, intuitive control allows you to concentrate on photography, not the camera.

Multi-selector for efficient control

A carefully designed shape and textured surface provide a solid grip and control feel. Response in all eight directions is excellent, for confident control without having to look at the selector.

Durability and Reliability Afford New Creative Freedom

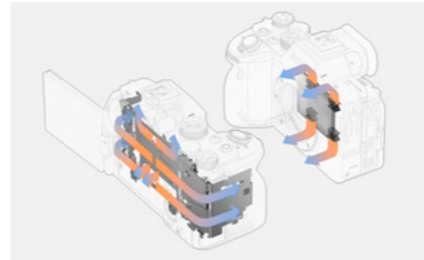
Professional users need more than just refined features and performance. They also need the reliability and durability demanded of any professional tool. The α 7S III features effective heat dissipation that allows extended continuous recording, dust and moisture resistance that maximizes reliability in challenging environments, and more.

Effective heat dissipation for solid 4K recording reliability

Optimized camera-wide heat dissipation

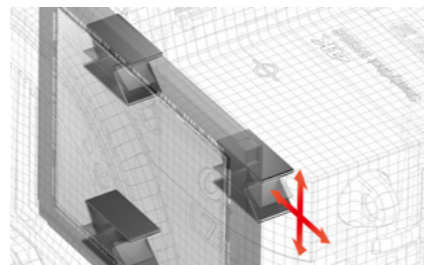
Every aspect of the camera's design has been analyzed and refined to optimize heat dissipation and prevent overheating, even during extended continuous 4K recording sessions. The new structure keeps image sensor and image processing engine temperatures within their normal operating range, preventing overheating while maintaining compact body dimensions. This makes it possible to record 4K/60p video continuously for more than an hour, until the battery runs out*.

* Sony internal test. XAVC S-I 10-bit 4:2:2, 25 deg C (ambient, camera when recording started), Auto Power Off Temperature: High. Actual time will depend on shooting conditions.



New heat dissipating structure

A graphite material that is also used in smartphones for its excellent thermal conduction properties is formed into an original Σ (sigma) shape and built into the image stabilization unit. This newly developed structure allows the image sensor, a major source of heat inside the camera body, to move freely during image stabilization while effectively conducting heat away, achieving five times better heat dissipation than previous systems.



Dependable power solutions support moviemaking

Z-series Battery

In addition to being the first S series body to use Sony's high-capacity Z battery, the α 7S III features an image processing engine, image sensor, and related circuitry that have been refined to optimize power economy in all shooting conditions. It can shoot as many as 510^{*1} still images per charge, compared to 310^{*2} images with the α 7S II. When recording movies, the α 7S III can shoot approximately 1.6 times longer than the α 7S II. Shooting and recording capacity can be further increased by using the VG-C4EM vertical grip with two NP-FZ100 batteries.

*1 When using the EVF. 600 images when using the LCD monitor.

*2 When using the EVF.

Robust USB PD power delivery and charging

The α 7S III supports USB PD (Power Delivery) via the Type C[®] connector, allowing higher power to be supplied from an external source so that recording can be continued for extended periods without draining the internal battery^{*1}. A USB charger or mobile battery that supports USB PD^{*2} can be connected to the camera's USB Type C[®] port, supplying power or charging the internal battery at 3 to 4 times^{*3} the rate of conventional supplies.

*1 USB charging and power delivery are only supported via the USB Type-C[®] terminal. A battery must be installed in the camera when supplying USB power. The internal battery may drain even if USB power is supplied, depending on the adapter used and camera operating conditions.


*2 Compatibility is not guaranteed with all USB PD devices. The internal battery will not be charged while camera power is ON and the camera is in use.

*3 Sony test conditions.

Shoot with confidence in challenging conditions

New anti-dust system increases dust-removal efficiency

The filter in front of the image sensor oscillates at an ultrasonic frequency of 70,000 cycles per second, powered by a revised drive system that effectively removes dust and particles from the filter surface. The anti-dust system is automatically activated at appropriate intervals when the camera is turned off, and can be activated manually via a menu whenever required. Effective cleaning means that lenses can be changed when shooting stills or movies without having to worry about dust that can require tedious retouching during post production.



Improved dust and moisture resistant design*

In response to feedback from working photographers and videographers, the dust and moisture resistance* of the α 7S III is a step above the α 7S II thanks to refinements throughout the body. Additional sealing is provided at all body seams as well as the battery compartment cover, and the media slot now has a double sliding cover and lock lever rather than the previous hinged cover to keep water out. A redesigned lens lock button and additional cushioning around the mount are other refinements that contribute to outstanding reliability even in challenging outdoor conditions. Although the dust and moisture resistance* and therefore reliability have been significantly improved, the body dimensions remain compact.

* Not guaranteed to be 100% dust and moisture proof.



Durable magnesium alloy chassis

High body durability has been achieved through the use of a lightweight, high-rigidity magnesium alloy for the top cover, front cover, internal frame, and rear cover. Additionally, the mount is attached by six screws for extra strength and rigidity that can handle heavy super-telephoto lenses.



High-reliability mechanical shutter

A shutter unit with a fast-response coreless motor reduces shutter vibration that can cause blur to a minimum while allowing high-speed continuous shooting at up to 10 frames per second. The shutter mechanism also includes a brake that subdues mechanical front and rear curtain shutter vibration. The shutter is quiet, and has been tested for durability in excess of 500,000 shutter cycles*. Additional vibration reduction is provided by dampers between the shutter unit and chassis, and refined image stabilization algorithms minimize blur when shooting stills.

* Sony internal tests with electronic front curtain shutter.

Broad Connectivity and Expandability

Photojournalists and sports shooters need to be able to deliver stills or movies as quickly as possible. The α7S III has been designed and configured to support that need with 5GHz/2.4GHz wireless LAN plus new USB to high-speed wired LAN connectivity. Remote shooting and FTP data transfer are also implemented.

Expanded network connectivity

High-speed wireless LAN standards

Versatile, reliable LAN functionality is provided with a 5 GHz band in addition to the conventional 2.4 GHz band*. The benefits of 5 GHz communication include less interference as well as faster, more stable data transfer. The α7S III features revised hardware that takes speed and stability to the next level, and FTP transfer of movie files is supported.

* Models sold in some countries/regions support IEEE 802.11b/g/n (2.4 GHz) only. 5GHz communication may be restricted in some countries and regions.

USB Type-C® connector supports USB 3.2 transfer speed

A USB Type-C® connector that supports fast USB Type C® (SuperSpeed USB 5Gbps (USB 3.2)) data transfer is provided. This makes high-speed PC Remote (tethered) data transfer available for smooth handling of large image files.

USB to high-speed wired LAN connectivity

A USB-Ether wired LAN adapter* cable connected to the α7S III USB Type C® (SuperSpeed USB 5Gbps (USB 3.2)) port provides direct connectivity to 1000BASE-T Ethernet networks for fast wired FTP data transfers. This provides high-speed data transfer capability in environments where wireless LAN is not available. Movie file transfer is supported.



* Not included. A USB-Ether conversion adaptor that utilizes the camera's USB host functionality is required.

Versatile remote capabilities

PC Remote shooting via wireless LAN (Wi-Fi)

The α7S III can be connected to a computer via Wi-Fi for wireless PC Remote (tethered) shooting using Sony's Imaging Edge Desktop application*, so you can set up and move around with fewer restrictions. 2.4 GHz or 5 GHz Wi-Fi bands*2 can be selected as required. In addition to wirelessly connecting the camera directly to the PC, the ability to connect via a wireless access point adds the flexibility needed to work in a variety of network environments.

*1 Ver. 3.0 or later.

*2 Models sold in some countries/regions support IEEE 802.11b/g/n (2.4 GHz) only. 5GHz communication may be restricted in some countries and regions.

PC Remote shooting via USB

A USB Type-C® connector allows fast, stress-free wired PC Remote (tethered) shooting. This facilitates transfer of large uncompressed RAW image files for review on the computer without interrupting the flow of the session.

File storage options during PC Remote shooting

The Imaging Edge Desktop application allows captured images to be stored to a computer, with a choice of image file storage options to support a variety of workflows. "PC Only", "PC + Camera", and "Camera Only" settings allow still images to be automatically stored on the computer only, in the camera as well as on the computer, or in the camera only when the shutter is released. The ability to store images both in the camera and on the computer creates backups while allowing the operator to review images on the camera without having to leave the camera position.

Selectable storage size in JPEG/HEIF and RAW+JPEG/HEIF mode

It is possible to select the size of JPEG/HEIF image files to be transferred to a computer running the Imaging Edge Desktop application. The ability to transfer small 2-megapixel image files when connected via wireless LAN allows faster transfers for immediate review.

Remote control from a mobile device

The Imaging Edge Mobile application* allows a compatible mobile device to be used as a remote-control terminal and data transfer hub. This app also supports Touch Focus and Touch Tracking during movie recording. * Ver. 7.4 or later

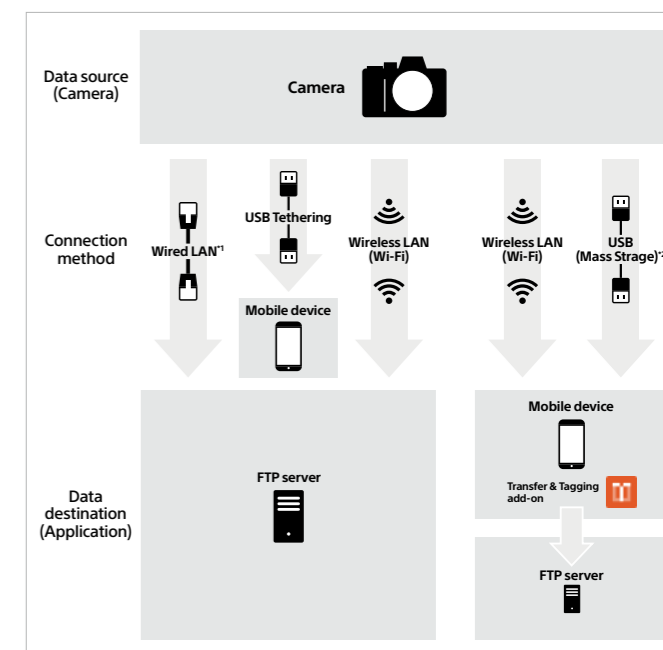
Fast FTP transfers

FTP file transfer for stills and movies

The α7S III can transfer still image and movie files to a specified remote FTP server via wireless LAN, high-speed wired LAN via a USB to Ethernet adapter, or a USB-tethered smartphone connection to a cellular network. Both movie files and still images can be transferred. It is also possible to specify protected files for transfer, single-file transfer via custom key assignment, a file format (JPEG or HEIF/RAW), and more. Up to nine FTP servers can be pre-registered.

FTP settings save and load

FTP transfer settings can be saved to and loaded from a memory card separately from the camera settings. This can be useful when connecting multiple cameras of the same model number to an FTP server. All FTP transfer settings are applicable. Up to 10 sets of settings can be saved to one memory card.



*1 USB-Ethernet adaptor required.
*2 Android only.

Smartphone and accessory linkage

USB tethering via a smartphone

New high-speed, stable USB tethering capability allows FTP data transfers to be carried out via some smartphones.

Transfer & Tagging add-on

Support for the Transfer & Tagging add-on makes it possible to transfer full-size still image files via Wi-Fi. Image transfers and uploads to an FTP server can be completed with just a mobile device.

Location Information Link via Bluetooth³

After the camera has been paired to the Imaging Edge Mobile¹ app installed on a compatible mobile phone or tablet device, it can acquire location data from the mobile device and record that data with still images or movies². The Imaging Edge application can then be used on a personal computer to organize images imported into the computer on a map.

*1 Use Imaging Edge Mobile Ver. 7.4 or later.

*2 The camera's [Location Info Link] setting in the [Network] menu must be turned ON.

*3 Bluetooth connectivity is available with the following terminal devices (as of October 2019):

- Android, iPhone/iPad: Bluetooth 4.0 or later.

Visit the following link on the web for more information:

https://support.d-imaging.sony.co.jp/app/iemobile/ja/instruction/2_1_location.php

Transfer files to a Smartphone

Data transfer to a mobile device is more convenient than ever. If the appropriate settings* are made in advance, files can be transferred from a memory card in the camera via Wi-Fi even if the camera power is OFF. Images to be transferred are selected via the Imaging Edge Mobile application installed on a Bluetooth paired mobile device. Movie files can also be transferred in this way.

* "Cnct. During power OFF" in the camera's smartphone settings must be turned ON, and the camera and smartphone must be paired.

RMT-P1BT Remote Commander support

Bluetooth remote control from Sony's RMT-P1BT Wireless Remote Commander is unaffected by obstacles or ambient light, providing greater flexibility and reliability for a variety of shooting situations. Release, REC button, zoom, and focus controls are all easily accessible while holding the grip.

NFC communication with mobile devices

NFC compatibility provides easy, one-touch connection with mobile devices when you're on the move or on location.

Productivity Boosting Details

Details make a difference when you have to work efficiently in a variety of settings and situations. The α7S III includes a number of features that may seem small on the surface, but can be real productivity boosters when needed.

Proxy Recording*

Low-bit-rate HD proxy files can be recorded* simultaneously with all recording formats, including XAVC S-I 4K. The smaller proxy video files can be used for offline editing previews prior to final 4K editing, reducing computer load and enabling a faster workflow. 10-bit XAVC HS (1920 x 1080) or 8-bit XAVC S (1280 x 720) proxy file recording can be selected as required.

* Proxy recording is not available in the following conditions: • Normal movie recording at a [Record Frame Rate] of 100p or higher • S&Q movie recording at a [Record Frame Rate] of 100p or higher • S&Q movies at a [Frame Rate] of 100 fps or higher. Proxy files cannot be played back via the camera.

All-in-one Silent Mode setting

A Silent Mode setup menu makes it possible to set all parameters related to silent operation for still images in one quick step, allowing faster setup when shooting concerts, theater, or in other situations where absolute silence is required. Silent mode switching can be assigned to a custom button for fast ON/OFF selection.

NTSC and PAL files on one memory card

The α7S III eliminates the need to separately format memory cards for NTSC and PAL format video files. Files in both formats can be stored on the same card. The format of each file can be confirmed in the index thumbnail display.

AF Frame Shift Amount setting

The distance the Spot or Expand Spot AF frame is moved by the dials and/or wheel when shooting stills can be set to "Standard" or "Large", to ideally match different types of subjects. Separate settings can be made for the front/rear dials and control wheel, so you can quickly select the controller assigned to the appropriate settings for the subject being shot.

Clear recording-in-progress display

A bold, clearly visible red frame is displayed when recording is in progress. This can be particularly useful when the camera is mounted on a rig or gimbal.

Rating and protect functions facilitate on-location sorting

Star ratings (1 to 5 stars) can be applied to still images right from the camera controls. The ratings are maintained when the images are imported into Sony's Imaging Edge software. The rating function can be assigned to a custom button so that ratings can be applied via the review playback display. There is also a protect function that can prevent accidental erasure of images. The protect function can be assigned to a custom button (C3 is the default) so that images can be quickly protected during review. Ratings and protection can be applied via the review playback display on location or while traveling to save time.

External flash settings

Compatible external flash and radio wireless commander units connected to the camera can be controlled directly from the camera interface, using the camera's selected interface language.

Precise time setting in one-second increments

The α7S III date and time setting function allows the time to be set in one-second increments, making synchronization easier when shooting movies with multiple cameras.

AF frame display during playback

This setting makes it possible to display the AF frame during playback, as it appeared during recording.



Imaging Edge™ Desktop application*1 (Remote/Viewer/Edit)

Elevate your photography with Imaging Edge Desktop applications. Use "Remote" to control and monitor shooting live on your PC screen; "Viewer" to quickly preview, rate, and select photos from large image libraries; and "Edit" to develop RAW data into high-quality photos for delivery. Get the best from Sony RAW files, and manage your productions more efficiently*2.

*1 Ver.3.0.00 or later

*2 Refer to the download page for details: <https://www.sony.net/disoft/d/>



More productivity features

- Display rotation
- Interval recording
- Still extraction from movies
- Rec control
- Marker display
- XAVC S, XAVC HS file name settings
- Initial focus magnifier magnification settings
- Selectable focus frame color
- Focus area circulation
- Limited AF area and ISO displays
- AF during focus magnification
- Focal plane phase-detection AF with A-mount lenses
- Switch vertical and horizontal focus area
- Focus area registration
- Recall custom setting during hold
- Efficient multi-selector and rear dial

E-mount lenses for endless expression

One Mount

The One Mount concept brings Sony's most advanced imaging technology together via the E-mount platform, seamlessly connecting full frame and APS-C, stills and movies, amateurs and professionals through a versatile range of camera bodies and lenses that offer unlimited creative potential.



Sony | One Mount special page coming soon.
<https://www.sony.net/onemount>

A versatile lineup of more than 50 lenses

E-mount lenses are designed to deliver outstanding optical performance for both still photography and moviemaking. Original Sony lenses are optimized for E-mount bodies and feature industry-leading actuator technology to ensure precise, quiet focusing, and full utilization of the body's all-around performance potential.



FE 12-24mm F2.8 GM (SEL1224GM)
 1/5 sec., F5.6, ISO 400



FE 24-70mm F2.8 GM (SEL200600G)
 0.6 sec., F11, ISO 100




FE 135mm F1.8 GM (SEL2470GM)
 1/1000 sec., F2, ISO 400



FE 200-600mm F5.6-6.3 G OSS (SEL200600G)
 1/3200 sec., F6.3, ISO 500

Options for expanded photographic capability



Shotgun Microphone
ECM-B1M


- Eight mic capsules and advanced digital signal processing provide three selectable directivity patterns in one microphone.
- Super-directional pickup in a compact body that is only 99.3mm (4 in.) long.
- Connected to the α7S III via its Multi Interface Shoe with digital audio interface support, audio is directly transferred to the camera in digital form so that the highest possible audio quality is achieved without noise or degradation.
- Designed to suppress mechanical noise.

XLR Adaptor Kit
XLR-K3M

- Connected to the α7S III via its Multi Interface Shoe with digital audio interface support, audio is directly transferred to the camera in digital form so that the highest possible audio quality is achieved without noise or degradation.
- 48 kHz/16 bit 2 channel, 48 kHz/24 bit 2 channel, and 48 kHz/24 bit 4 channel recording formats with the α7S III.
- Two XLR/TRS combo connectors and one 3.5mm stereo mini jack for microphone and line input.
- Flexible mounting and setup with extension cable.
- Can be used without separate power or cables.

CFexpress Type A Memory Cards
CEA-G80T/CEA-G160T **NEW**

- Ultra-fast write speeds of up to 700MB/s* for stress-free burst and high-resolution imaging.
- VPG (Video Performance Guarantee) 400 supported.
- Enhanced workflow with extremely high read speeds of up to 800MB/s*.
- TOUGH & IP57-rated for professional reliability.
- Effective heat dissipation for long movie shooting.
- Use with dedicated MRW-G2 card reader for dramatically improved workflow efficiency.
- * Based on Sony testing. Actual performance may vary depending on environment and usage.



Multi Battery Adaptor Kit
NPA-MQZ1K

Rechargeable Battery Pack
NP-FZ100

Battery Charger
BC-QZ1

Remote Commander
RMT-P1BT



Flash
HVL-F60RM

Vertical Grip
VG-C4EM


Eyepiece Cup
FDA-EP19

Wireless Remote Commander
GP-VPT2BT

Microphone



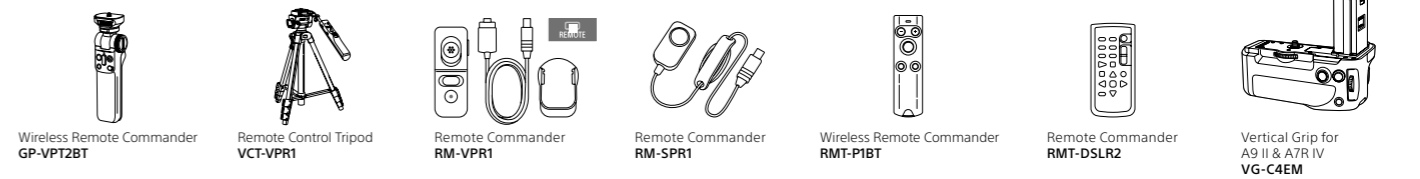
Microphone



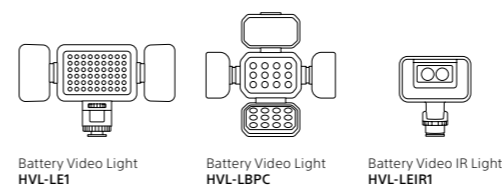
Flash



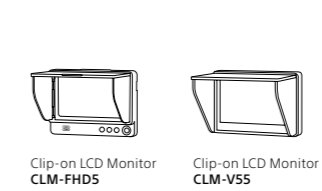
Tripod / Commander




Light



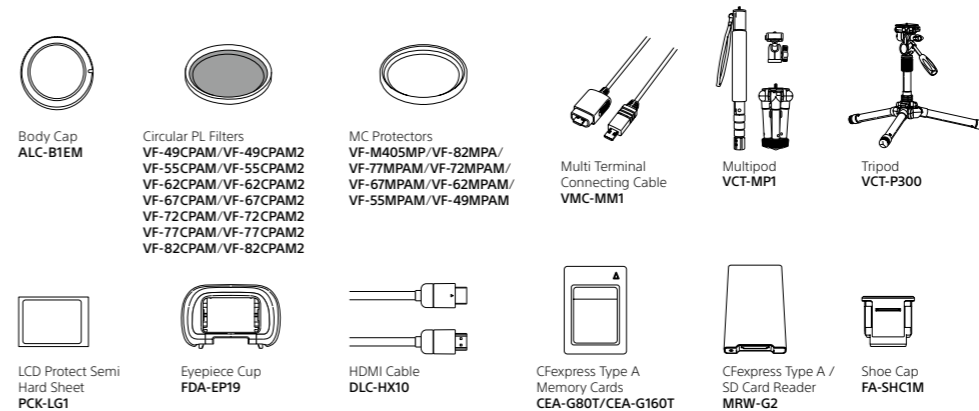
Monitor



Power



Other



Sony | Accessory Support Page:
<https://www.sony.net/dics/acc/>



Sony | Photo Gallery:
http://www.sony.net/Products/di_photo_gallery/




Sony | Camera Channel:
<https://www.youtube.com/c/ImagingbySony>

Controls

- 1 AF illuminator/ Self-timer lamp/ Visible light and IR sensor
- 2 Front dial
- 3 Infrared remote sensor
- 4 Image sensor
- 5 Lens contacts
- 6 Lens release button
- 7 Mounting index
- 8 Mount
- 9 Hook for shoulder strap
- 10 Microphone jack
- 11 HDMI Type A jack
- 12 Headphones jack
- 13 USB Type-C terminal
- 14 Charge lamp
- 15 Multi/Micro USB Terminal
- 16 Speaker
- 17 Image sensor position mark
- 18 Multi Interface Shoe
- 19 Microphone
- 20 C2 button (Custom button 2)
- 21 ON/OFF (Power) switch
- 22 MOVIE (Movie) button
- 23 Mode dial lock release button
- 24 Mode dial
- 25 Rear dial
- 26 Shutter button
- 27 Exposure compensation dial
- 28 Exposure compensation dial lock release button



- 29 C3 button (Custom button 3)
- 30 MENU button
- 31 Eyepiece Cup
- 32 Monitor
- 33 Eye sensor
- 34 Viewfinder
- 35 C1 button (Custom button 1)
- 36 For shooting: AF-ON (AF On) button
For viewing: Enlarge button
- 37 For shooting: AEL button
For viewing: Image index button
- 38 Multi-selector
- 39 For shooting: Fn (Function) button
For viewing: Send to Smartphone button
- 40 Control wheel
- 41 For shooting: C4 button (Custom button 4)
For viewing: Delete button
- 42 Access lamp
- 43 Playback button
- 44 Battery cover
- 45 Tripod socket hole
- 46 Diopter-adjustment dial
- 47 Hook for shoulder strap
- 48 Media slot cover
- 49 N mark



Supplementary info for movie recording

Movie formats for Slow & Quick recording

File format	Res.	Pixel Size	Codec	Compression (GOP/Intra)	Max. recording frame rate ()=PAL	Frame Rate	Max. Rec. Bitrate	Record Setting	Memory Card
XAVC HS 4K	4K QFHD	3840x2160	MPEG-H HEVC/H.265	Long GOP	120p (100p)	120fps/60fps/15fps/8fps/4fps/2fps/1fps (100fps/50fps/12fps/6fps/3fps/2fps/1fps)	500Mbps (5x)	4:2:2 10bit * Limited playback capability	SDXC V90 or faster CFexpress Type A ¹
XAVC S 4K	4K QFHD	3840x2160	MPEG-4 AVC/H.264	Long GOP	120p (100p)	120fps/60fps/30fps/15fps/8fps/4fps/2fps/1fps (100fps/50fps/25fps/12fps/6fps/3fps/2fps/1fps)	560Mbps (4x)	4:2:2 10bit	SDXC V60 or faster CFexpress Type A ¹
XAVC S-I 4K	4K QFHD	3840x2160	MPEG-4 AVC/H.264	All-Intra	60p (50p)	(100fps/50fps/25fps/12fps/6fps/3fps/2fps/1fps)	1200Mbps (2-5x)	4:2:2 10bit	SDXC V90 or faster CFexpress Type A ²
XAVC S HD	FHD	1920x1080	MPEG-4 AVC/H.264	Long GOP	120p (100p)	240fps ³ /120fps/60fps/30fps/15fps/8fps/4fps/2fps/1fps	500Mbps (10x)	4:2:0 8bit	SDXC V60 or faster CFexpress Type A ⁴
XAVC S-I HD	FHD	1920x1080	MPEG-4 AVC/H.264	All-Intra	60p (50p)	(200fps ³ /100fps/50fps/25fps/12fps/6fps/3fps/2fps/1fps)	890Mbps (10x)	4:2:2 10bit	SDXC V90 or faster CFexpress Type A ⁵

*1 <S&Q> When frame rate is 120fps, SDXC V90 may be necessary.

*2 When shooting slow mo, CFexpress Type A (VPG 200) is mandatory.

*3 Number of effective pixels: 1420 x 804 at 240 or 200 fps. 240 or 200 fps not available when using [XAVC HS 4K], [XAVC S 4K], or [XAVC S-I 4K] file formats.

*4 <S&Q> When frame rate is 240fps, SDXC V90 may be necessary.

*5 <S&Q> When frame rate is 240fps, CFexpress Type A (VPG200) is mandatory.

Continuous recording time for movies

Auto Power OFF Temp. : Standard	
Ambient temperature : 25 °C	
Continuous recording time for movies (HD) : approx. 30 min	
Continuous recording time for movies (4K) : approx. 30 min	
Ambient temperature : 40 °C	
Continuous recording time for movies (HD) : approx. 30 min	
Continuous recording time for movies (4K) : approx. 30 min	
Auto Power OFF Temp. : High	
Ambient temperature : 25 °C	
Continuous recording time for movies (HD) : approx. 120 min	
Continuous recording time for movies (4K) : approx. 90 min	
Ambient temperature : 40 °C	
Continuous recording time for movies (HD) : approx. 90 min	
Continuous recording time for movies (4K) : approx. 60 min	

HD: XAVC S HD (60p 50M 4:2:0 8bit, WiFi not connected, CFexpress Type A memory card, monitor in use)
 4K: XAVC S 4K (60p 150M 4:2:0 8bit, WiFi not connected, CFexpress Type A memory card, monitor in use)

Movie recording time for single media (Hours:Minutes:Seconds, Proxy of setting)

Format	Framerate	Bitrate (Mbps)	SD Memory Card		CFexpress Type A Memory Card	
			64GB	128GB	80GB	160GB
XAVC HS 4K	60p/50p	200	0:35:00	1:10:00	0:40:00	1:25:00
		150	0:45:00	1:35:00	0:55:00	1:50:00
		100	1:10:00	2:20:00	1:20:00	2:50:00
XAVC S 4K	60p/50p	75	1:30:00	3:00:00	1:40:00	3:40:00
		45	2:20:00	4:50:00	2:40:00	5:40:00
		200	0:35:00	1:10:00	0:40:00	1:25:00
XAVC S HD	60p/50p	50	2:10:00	4:30:00	2:30:00	5:10:00
		25	3:50:00	8:10:00	6:30:00	9:10:00
XAVC S-I 4K	60p/50p	600/500	0:10:00	0:25:00	0:10:00	0:25:00
XAVC S-I HD	60p/50p	222/185	0:30:00	1:05:00	0:35:00	1:15:00

The above recording times are with [Px] (Proxy Recording) turned OFF.

- All recording times tested with Sony brand memory cards.
- Continuous recording times will vary according to recording mode and settings, the memory card used, ambient temperature, Wi-Fi conditions, usage conditions prior to movie recording, and battery charge. Maximum continuous movie recording time is approximately 13 hours (limited by product specifications).

Movie formats for normal recording

Format	Rec size	Rec settings	Framerate	NTSC/PAL	FF/Super35	Codec	GOP/Intra	Bitrate (Mbps)		
XAVC HS 4K	3840x2160 (QFHD)	4:2:2 10bit	120p	NTSC	FF	MPEG-H HEVC/H.265	Long GOP	280		
			100p	PAL				280		
			60p	NTSC				200/100		
			50p	PAL				200/100		
			24p	NTSC				100		
			120p	NTSC				200		
	4:2:0 10bit	100p	PAL	200						
		60p	NTSC	150/75/45						
		50p	PAL	150/75/45						
		24p	NTSC	100/50/30						
		XAVC S 4K	3840x2160 (QFHD)	4:2:2 10bit	120p	NTSC	FF	MPEG-4 AVC/H.264	Long GOP	280
					100p	PAL				280
60p	NTSC				200					
50p	PAL				200					
30p	NTSC				140					
25p	PAL				140					
4:2:0 8bit	24p		NTSC	100						
	120p		NTSC	200						
	100p		PAL	200						
	60p		NTSC	150						
	50p		PAL	150						
	30p		NTSC	100/60						
XAVC S HD	1920x1080 (FHD)	4:2:0 8bit	25p	PAL	FF	MPEG-4 AVC/H.264	Long GOP	100/60		
			24p	NTSC				100/60		
			120p	NTSC				50/25		
			100p	PAL				50/25		
			60p	NTSC				50/16		
			50p	PAL				50/16		
	Super35	24p	NTSC	50						
		120p	NTSC	100/60						
		100p	PAL	100/60						
		60p	NTSC	50/25						
		50p	PAL	50/25						
		30p	NTSC	50/16						
XAVC S-I 4K	3840x2160 (QFHD)	4:2:2 10bit	60p	NTSC	FF	MPEG-4 AVC/H.264	All-Intra	600		
			50p	PAL				500		
			30p	NTSC				300		
			25p	PAL				250		
			24p	NTSC				240		
			60p	NTSC				222		
XAVC S-I HD	1920x1080 (FHD)	4:2:2 10bit	50p	PAL	FF	MPEG-4 AVC/H.264	All-Intra	185		
			30p	NTSC				111		
			25p	PAL				93		
			24p	NTSC				89		
			60p	NTSC				222		
			50p	PAL				185		
	Super35	30p	NTSC	111						
		25p	PAL	93						
		24p	NTSC	89						

Main specifications

General	Camera type	Interchangeable lens digital camera
	Lens mount	E-mount
Image sensor	Type	35mm full frame (35.6×23.8mm), Exmor R CMOS sensor
	Number of pixels (effective)	Approx. 12.1 megapixels
	Number of pixels (total)	Approx. 12.9 megapixels
	Aspect ratio	3:2
	Color filter	R, G, B primary color
	Anti-Dust function	Yes (Charge protection coating on Optical Filter and ultrasonic vibration mechanism)
Recording system (still image)	Recording format	JPEG (DCF Ver. 2.0, Exif Ver. 2.32, MPF Baseline compliant), HEIF (MPEG-A MIAF compliant), RAW (Sony ARW 4.0 format compliant)
	Image size (pixels)	[3:2] 35mm full frame L: 4240 x 2832 (12M), M: 2768 x 1848 (5.1M), S: 2128 x 1416 (3.0M) APS-C L: 2768 x 1848 (5.1M), M: 2128 x 1416 (3.0M), S: 1376 x 920 (1.3M)
		[4:3] 35mm full frame L: 3776 x 2832 (11M), M: 2464 x 1848 (4.6M), S: 1888 x 1416 (2.7M) APS-C L: 2464 x 1848 (4.6M), M: 1888 x 1416 (2.7M), S: 1232 x 920 (1.1M)
		[16:9] 35mm full frame L: 4240 x 2348 (10M), M: 2768 x 1560 (4.3M), S: 2128 x 1200 (2.6M) APS-C L: 2768 x 1560 (4.3M), M: 2128 x 1200 (2.6M), S: 1376 x 776 (1.1M)
		[1:1] 35mm full frame L: 2832 x 2832 (8M), M: 1840 x 1840 (3.4M), S: 1408 x 1408 (2.0M) APS-C L: 1840 x 1840 (3.4M), M: 1408 x 1408 (2.0M), S: 912 x 912 (0.8M)
	Image size (pixels) [Sweep Panorama]	-
	Image quality modes	RAW (Compressed / Uncompressed), JPEG (Extra fine / Fine / Standard), HEIF (4:2:0 / 4:2:2) (Extra fine / Fine / Standard), RAW & JPEG, RAW & HEIF
	14bit RAW	Yes
	Picture Effect	-
	Creative Style	-
	Creative Look	ST, PT, NT, VV, VV2, FL, IN, SH, BW, SE, Custom Look (1-6)
	Picture Profile	Yes (Off / PP1-PP10) Parameters: Black level, Gamma (Movie, Still, Cine1-4, ITU709, ITU709 [800%], S-Log2, S-Log3, HLG, HLG1-3), Black Gamma, Knee, Color Mode, Saturation, Color Phase, Color Depth, Detail, Copy, Reset
	Dynamic Range functions	Off, Dynamic Range Optimizer
	Color space	sRGB standard (with sYCC gamut) and Adobe RGB standard compatible with TRILUMINOS Color, BT.2020 standard. ¹¹
Recording system (movie)	Recording format	XAVC S, XAVC HS
	Video compression	XAVC S: MPEG-4 AVC/H.264, XAVC HS: MPEG-H HEVC/H.265
	Audio recording format	XAVC S: LPCM 2ch, LPCM 2ch (48kHz 16bit), LPCM 2ch (48kHz 24bit) ¹² , LPCM 4ch (48kHz 24bit) ¹² , MPEG-4 AAC-LC 2ch ¹³
	Picture Effect	-
	Creative Style	-
	Creative Look	ST, PT, NT, VV, VV2, FL, IN, SH, BW, SE, Custom Look (1-6)
	Picture Profile	Yes (Off / PP1-PP10) Parameters: Black level, Gamma (Movie, Still, Cine1-4, ITU709, ITU709 [800%], S-Log2, S-Log3, HLG, HLG1-3), Black Gamma, Knee, Color Mode, Saturation, Color Phase, Color Depth, Detail, Copy, Reset
	Color space	BT.2020 standard compatible with TRILUMINOS Color
Movie recording system (XAVC HS 4K)	3840 x 2160 (4:2:0, 10bit, NTSC) (Approx.)	120p (200Mbps), 60p (150Mbps / 75Mbps / 45Mbps), 24p (100Mbps / 50Mbps / 30Mbps)
	3840 x 2160 (4:2:2, 10bit, PAL) (Approx.)	100p (200Mbps), 50p (150Mbps / 75Mbps / 45Mbps)
	3840 x 2160 (4:2:2, 10bit, NTSC) (Approx.)	120p (280Mbps), 60p (200Mbps / 100Mbps), 24p (100Mbps / 50Mbps)
	3840 x 2160 (4:2:2, 10bit, PAL) (Approx.)	100p (280Mbps), 50p (200Mbps / 100Mbps)
Movie recording system (XAVC S 4K)	3840 x 2160 (4:2:0, 8bit, NTSC) (Approx.)	120p (200Mbps), 60p (150Mbps), 30p (100Mbps / 60Mbps), 24p (100Mbps / 60Mbps)
	3840 x 2160 (4:2:0, 8bit, PAL) (Approx.)	100p (200Mbps), 50p (150Mbps), 25p (100Mbps / 60Mbps)
	3840 x 2160 (4:2:2, 10bit, NTSC) (Approx.)	120p (280Mbps), 60p (200Mbps), 30p (140Mbps), 24p (100Mbps)
	3840 x 2160 (4:2:2, 10bit, PAL) (Approx.)	100p (280Mbps), 50p (200Mbps), 25p (140Mbps)
Movie recording system (XAVC S HD)	1920 x 1080 (4:2:0, 8bit, NTSC) (Approx.)	120p (100Mbps / 60Mbps), 60p (50Mbps / 25Mbps), 30p (50Mbps / 16Mbps), 24p (50Mbps)
	1920 x 1080 (4:2:0, 8bit, PAL) (Approx.)	100p (100Mbps / 60Mbps), 50p (50Mbps / 25Mbps), 25p (50Mbps / 16Mbps)
	1920 x 1080 (4:2:2, 10bit, NTSC) (Approx.)	60p (50Mbps), 30p (50Mbps), 24p (50Mbps)
	1920 x 1080 (4:2:2, 10bit, PAL) (Approx.)	50p (50Mbps), 25p (50Mbps)
Movie recording system (XAVC S-I 4K)	3840 x 2160 (4:2:2, 10bit, NTSC) (Approx.)	60p (600Mbps), 30p (300Mbps), 24p (240Mbps)
	3840 x 2160 (4:2:2, 10bit, PAL) (Approx.)	50p (500Mbps), 25p (250Mbps)
Movie recording system (XAVC S-I HD)	1920 x 1080 (4:2:2, 10bit, NTSC) (Approx.)	60p (222Mbps), 30p (111Mbps), 24p (89Mbps)
	1920 x 1080 (4:2:2, 10bit, PAL) (Approx.)	50p (185Mbps), 25p (93Mbps)

Slow & Quick Motion (S&Q)	Image frame rate	NTSC mode: 1fps, 2fps, 4fps, 8fps, 15fps, 30fps, 60fps, 120fps, 240fps ¹⁴ PAL mode: 1fps, 2fps, 3fps, 6fps, 12fps, 25fps, 50fps, 100fps, 200fps ¹⁴
Movie function	Audio Level Display	Yes
	Audio Rec Level	Yes
	PAL/NTSC Selector	Yes
	Proxy Recording	Yes (1280 x 720 (Approx. 6Mbps), 1920 x 1080 (Approx. 9Mbps), 1920 x 1080 (Approx. 16Mbps))
	TC/UB	Yes
	Auto Slow Shutter	Yes
	Gamma Disp. Assist	Yes
	RAW Output	Yes(HDMI)
Recording system	Location information Link from smartphone	Yes
	Media	SD memory card, SDHC memory card (UHS-I/II compliant), SDXC memory card (UHS-I/II compliant), CFexpress Type A memory card
	Memory card slot	SLOT1: Multi slot for SD (UHS-I/II compliant) memory card/CFexpress Type A card SLOT2: Multi slot for SD (UHS-I/II compliant) memory card/CFexpress Type A card
	Recording mode on 2 memory cards	Simult. Rec, Sort, Auto Switch Media, Copy
	File system	FAT12, 16, 32, exFAT
	Noise reduction	Long exposure NR: On/Off, available at shutter speeds longer than 1 sec. High ISO NR: Normal / Low / Off
White balance	Modes	Auto / Daylight / Shade / Cloudy / Incandescent / Fluorescent / Flash / Underwater / Color Temperature (2500 to 9900K) & color filter / Custom
	Shutter AWB Lock	Yes (Shut. Halfway Down / Cont. Shooting / Off)
Focus system	Type	Fast Hybrid AF (phase-detection AF / contrast-detection AF)
	Focus sensor	Exmor R CMOS sensor
	Focus point	35mm full frame: 759 points (phase-detection AF), APS-C mode with FF lens: 345 points (phase-detection AF), with APS-C lens: 285 points (phase-detection AF) / 425 points (contrast-detection AF)
	Sensitivity range	EV-6 to EV20 (ISO100 equivalent with F2.0 lens attached)
	AF mode	AF-A (Automatic AF), AF-S (Single-shot AF), AF-C (Continuous AF), DMF (Direct Manual Focus), Manual Focus
	Focus area	Wide / Zone / Center Fix / Spot / Expand Spot / Tracking
	Eye AF	[Still images] Human (Right/Left Eye Select) / Animal, [Movie] Human (Right/Left Eye Select)
	Other features	Predictive control, Focus Lock, AF Track Sens. (Still), AF Subj. Shift Sensitivity (Movie), AF Transition Speed (Movie), Switch V/H AF Area, AF Area Regist., Circ. of Focus Point
	AF illuminator	Yes (with Built-in LED type)
	AF illuminator range	Approx. 0.3m - approx. 3.0m (with FE 28-70mm F3.5-5.6 OSS lens attached)
	Focus Type with LA-EA1 or LA-EA3 (Sold separately)	Phase-detection
Exposure control	Metering type	1200-zone evaluative metering
	Metering sensor	Exmor R CMOS sensor
	Metering sensitivity	EV-3 to EV20 (at ISO100 equivalent with F2.0 lens attached)
	Modes	Multi-segment, Center-weighted, Spot (Standard/Large), Spot, Entire Screen Avg., Highlight
	Exposure modes	AUTO(iAuto), Programmed AE (P), Aperture priority (A), Shutter-speed priority (S), Manual (M), Movie (Programmed AE (P) / Aperture priority (A) / Shutter-speed priority (S) / Manual (M) / Flexible Exp. Mode), Slow & Quick Motion (Programmed AE (P) / Aperture priority (A) / Shutter-speed priority (S) / Manual (M) / Flexible Exp. Mode)
	Exposure compensation	+/- 5.0EV (1/3 EV, 1/2 EV steps selectable) (with exposure compensation dial: +/- 3EV (1/3 EV steps))
	Bracketing	Bracket: Cont., Bracket: Single, 3/5/9 frames selectable. (Ambient light, Flash light)
	AE Lock	Locked when shutter button is pressed halfway. Available with AE lock button. (On/Off/Auto)
	ISO sensitivity (Recommended Exposure Index)	Still images: ISO 80-102400 (ISO numbers up from ISO 40 to ISO 409600 can be set as expanded ISO range.), AUTO (ISO 80-12800, selectable lower limit and upper limit), Movies: ISO 80-102400 equivalent (ISO numbers up to ISO 409600 can be set as expanded ISO range.), AUTO (ISO 80-12800, selectable lower limit and upper limit)
	Anti-flicker Shoot.	Yes ⁵
Viewfinder	Type	1.6 cm (0.64 type) electronic viewfinder (Quad-XGA OLED)
	Number of dots	9,437,184 dots
	Control function	Brightness, Color temperature, Magnifl.
	Field coverage	100%
	Magnification	Approx. 0.90 x (with 50mm lens at infinity, -1m ⁻¹)
	Dioptr adjustment	-4.0 to +3.0m ⁻¹
	Eye point	Approx. 25mm from the eyepiece lens, 21mm from the eyepiece frame at -1m ⁻¹ (CIPA standard)
	Display function	Histogram, Real-time image-adjustment display, Digital level gauge, Grid line, Focus check, Peaking MF, Zebra, Movie marker, Emphasized display during REC
	Finder Frame Rate selection	NTSC mode: STD 60fps / HI 120fps, PAL mode: STD 50fps / HI 100fps
LCD screen	Type	7.5cm (3.0-type) type TFT
	Touch panel	Yes
	Number of dots (total)	1,440,000 dots
	Brightness control	Manual (5 steps between -2 and +2), Sunny Weather mode
	Display function	Histogram, Real-time image-adjustment display, Digital level gauge, Grid line, Focus check, Peaking MF, Zebra, Movie marker, For viewfinder, Monitor Off, Emph disp dur REC

LCD screen	Adjustable angle	Opening Angle: Approx. 176 deg., Rotation Angle: Approx. 270 deg.
	Focus Check	Yes, Focus Magnifier (35mm full frame: 2.1x / 4.1x, APS-C: 1.5x / 3.0x)
LCD panel	Top panel	-
Face detection	Modes	Face Priority in AF, Face Priority in Multi Metering, Regist. Faces Priority
Other features	Interval recording	Yes
	ISO AUTO Min. SS	Yes
	Bright Monitoring	Yes
	Copyright Info	Yes
	Set File Name	Yes
	Save/Import Settings	Yes
	Help guide	Yes
	Video Light Mode	Yes
	Zoom Ring Rotate	Yes
Clear Image Zoom	Still images	Approx. 2x
	Movies	Approx. 1.5x (4K), Approx. 2x (HD)
Digital zoom	Smart zoom (Still images)	35mm full frame: M: approx. 1.5x, S: approx. 2x APS-C: M: approx. 1.3x, S: approx. 2x
	Digital zoom (Still images)	35mm full frame: L: approx. 4x, M: approx. 6.1x, S: approx. 8x APS-C: L: approx. 4x, M: approx. 5.2x, S: approx. 8x
	Digital zoom (Movie)	35mm full frame: approx. 4x APS-C: approx. 4x
Shutter	Type	Electronically-controlled, vertical-traverse, focal-plane type
	Shutter Type	Mechanical shutter / Electronic shutter
	Shutter speed	Still images: 1/8000 to 30 sec, Bulb, Movies: 1/8000 to 1/4 (1/3 steps), up to 1/60 in AUTO mode (up to 1/30 in Auto slow shutter mode)
	Flash sync. speed ¹⁵	1/250 sec.
	Electronic Front Shutter Curtain	Yes (ON/OFF)
	Silent Shooting	Yes (ON/OFF)
SteadyShot INSIDE (image stabilization)	Type	Image Sensor-Shift mechanism with 5-axis compensation (Compensation depends on lens specifications)
	Compensation effect	5.5 stops (based on CIPA standard. Pitch/yaw shake only. With Planar T* FE 50mm F1.4 ZA lens mounted. Long exposure NR off.)
	Mode	[Still images] On / Off, [Movie] Active / Standard / Off
Flash	Control	Pre-flash TTL ¹⁷
	Flash compensation	+/- 3.0 EV (switchable between 1/3 and 1/2 EV steps)
	Flash modes	Flash off, Autoflash, Fill-flash, Slow Sync., Rear Sync., Red-eye reduction (on/off selectable), Wireless ⁸ , Hi-speed sync. ⁸
	External flash	Sony α System Flash compatible with Multi Interface Shoe, attach the shoe adaptor for flash compatible with Auto-lock accessory shoe
	FE level lock	Yes
	Wireless control	Yes (Light signal: Available with Fill-flash, Slow Sync., Hi-speed sync. / Radio signal: Available with Fill-flash, Rear Sync., Slow Sync., Hi-speed sync.)
Drive	Drive modes	Single Shooting, Continuous shooting (Hi-/Hi/Mid/Lo selectable), Self-timer, Self-timer (Cont.), Bracket: Single, Bracket: Cont., White Balance bracket, DRO bracket
	Self-timer	10 sec. delay / 5 sec. delay / 2 sec. delay / Continuous self-time / Bracketing self-timer
	Pixel Shift Multi Shooting	-
	Speed (approx. max.) ⁹	Continuous shooting: Hi: 10 fps, Hi: 8 fps, Mid: 6 fps, Lo: 3 fps
	No. of frame recordable* (approx.) ¹¹	JPEG Extra fine L: over 1000 frames, JPEG Fine L: over 1000 frames, JPEG Standard L: over 1000 frames, RAW: over 1000 frames, RAW & JPG: over 1000 frames, RAW (Uncompressed); over 1000 frames, RAW (Uncompressed) & JPG: over 1000 frames
Playback	Modes	Single (with or without shooting information Y RGB histogram & highlight / shadow warning), Index view, Enlarged display mode (L: 10.6x, M: 6.92x, S: 5.32x), Auto Review, Image orientation, Folder selection (Date / Still / Movie), Protect, Rating, Display as Group
Playback	Photo Capture	Yes
Interface	PC interface	Mass-storage / MTP
	Multi / Micro USB Terminal ¹⁰	Yes
	USB Type-C [®] Terminal	Yes (SuperSpeed USB 5Gbps(USB 3.2) compatible)
	NFC	Yes (NFC forum Type 3 Tag compatible)
	Wireless LAN(built-in)	Yes (Wi-Fi Compatible, IEEE 802.11a/b/g/n/ac (2.4GHz band/5GHz band)) ¹¹ ¹²
	Bluetooth	Yes (Bluetooth Standard Ver. 5.0 (2.4GHz band))
	HDMI connector	HDMI connector (Type-A), 3840 x 2160 (60p / 50p / 30p / 25p / 24p) / 1920 x 1080 (60p / 50p / 24p) / 1920 x 1080 (60i / 50i), YCbCr 4:2:2 10bit / RGB 8bit, 4264 x 2408 (60p / 50p / 30p / 25p / 24p), Raw 16bit

Trademarks & Remarks

• **“SONY”, “α”, “α”, “Exmor”, “Exmor R”, “BIONZ X”, “BIONZ XR”, “BRAVIA”, “SteadyShot”, “InfoLithium”, “Imaging Edge”, “TRILUMINOS”, “TRILUMINOS Color”, “TRILUMINOS Display”, “XAVC S”, “XAVC S-I” and “XAVC S HS”** are trademarks or registered trademarks of Sony Corporation.
• “Xperia” is a trademark or registered trademark of Sony Mobile Communications AB. • The SD Logo, SDHC Logo and SDXC Logo are trademarks of SD-3C, LLC. • CFexpress is a trademark of the Association CompactFlash. • The terms HDMI and HDMI High-Definition Multimedia Interface, and the HDMI Logo are trademarks or registered trademarks of HDMI Licensing Administrator, Inc. in the United States and other countries. • The Wi-Fi Protected Setup Identifier Mark is a mark of the Wi-Fi Alliance.
• The Bluetooth word mark and logos are registered trademarks owned by Bluetooth SIG, INC. • N-Mark is a registered trademark of the NFC Forum. • Dolby is a trademark of Dolby Laboratories. • USB Type-C is a trademark of USB Implementers Forum. • App Store is a service mark of Apple Inc. • Android, Google Play and Google Play logo are trademarks or registered trademarks of Google Inc. • iPhone and iPad are trademarks of Apple Inc., registered in the U.S. and other countries. • All other company and product names mentioned herein are used for identification purposes only and may be the trademarks or registered trademarks of their respective owners. • “InfoLithium” is a lithium battery pack which can exchange data with compatible electronic equipment about its energy consumption. • Sony recommends that you use the battery pack with electronic equipment bearing the “InfoLithium” mark. • Screen displays and effects used to illustrate some functions are simulated. • For use of other companies’ services and software, 1) other conditions for use may be applied. 2) updating of services and software may be stopped/terminated without prior notice. 3) the contents of services and software may be changed without prior notice. 4) other registrations or payments of other fees may be required.

Interface	Multi Interface Shoe ¹³	Yes (with Digital Audio Interface)
	Mic Terminal	Yes (3.5 mm Stereo minijack)
	Headphone Terminal	Yes (3.5 mm Stereo minijack)
	Remote Control (Wireless)	Yes (IR remote control / Bluetooth remote control)
	Vertical Grip Connector	Yes
	Functions	FTP Transfer Func.(Wired LAN(USB-LAN), USB Tethering, Wi-Fi), View on Smartphone, Remote control via Smartphone, NFC One-touch remote, PC Remote, BRAVIA Sync (Control for HDMI), PhotoTV HD, NFC One-touch sharing
Audio	Microphone	Built-in, stereo
	Speaker	Built-in, monaural
Print	Compatible standards	Exif Print, Print Image Matching III
Custom function	Custom key settings	Yes
	My Menu	Yes
	My Dial Settings	Yes
	Reg Cust Shoot Set	Yes
	Programmable Setting	Yes (Body 3 sets / memory card 4 sets)
Lens compensation	Lens compensation	Peripheral Shading, Chromatic Aberration, Distortion
Power	Battery	One rechargeable battery pack NP-FZ100
	Still images ¹⁴	Approx. 510 shots (Viewfinder) / Approx. 600 shots (LCD monitor), (CIPA standard)
	Movies (actual recording) ¹⁵	Approx. 80 min (Viewfinder) / Approx. 95 min (LCD monitor), (CIPA standard)
	Movies (continuous recording)	Approx. 130 min (Viewfinder) / Approx. 135 min (LCD monitor), (CIPA standard)
	Internal battery charge	Yes (Available with USB Type-C Terminal. USB Power Delivery compatible)
	USB power supply	Yes (Available with USB Type-C Terminal. USB Power Delivery compatible)
	External power (AC Adaptor)	-
Power consumption	With Viewfinder	Still images: approx. 4.3W (with FE 28-70mm F3.5-5.6 OSS lens attached), Movies: approx. 7.6W (with FE 28-70mm F3.5-5.6 OSS lens attached)
	With LCD screen	Still images: approx. 3.3W (with FE 28-70mm F3.5-5.6 OSS lens attached), Movies: approx. 7.3W (with FE 28-70mm F3.5-5.6 OSS lens attached)
Weight	With battery and memory card included	Approx. 699 g
	oz. With battery and memory card included	Approx. 1 lb 8.7 oz
	Body only	Approx. 614 g
	oz Body only	Approx. 1 lb 5.7 oz
Dimensions	Dimensions (W x H x D)	Approx. 128.9mm x 96.9mm x 80.8mm, Approx. 128.9mm x 96.9mm x 69.7mm (FROM GRIP TO MONITOR)
	inches. Dimensions (W x H x D)	Approx. 5 1/8 x 3 7/8 x 3 1/4 inches, Approx. 5 1/8 x 3 7/8 x 2 3/4 inches (FROM GRIP TO MONITOR)
Operating Temperature	Operating temperature	32 - 104 °F / 0 - 40 °C
What's in the box		Rechargeable Battery NP-FZ100, Battery Charger BC-QZ1, Power cord, Cable Protector, Shoulder strap, Body cap, Accessory shoe cap, Eyepiece cup, USB-A to USB-C cable (USB 3.2)

Specifications and features are subject to change without notice.

- ¹ When [HLG Still Image] setting is set to [On].
- ² When using accessories that support 4ch output / 24 bits with the Multi Interface Shoe.
- ³ Proxy movies.
- ⁴ Number of effective pixels: 1420 x 804 at 240 or 200 fps. 240 or 200 fps not available when using [XAVC HS 4K], [XAVC S 4K], or [XAVC S-I 4K] file formats.
- ⁵ Anti-flicker Shooting is not available when the [Shutter Type] setting is set to [Electronic Shutter].
- ⁶ With compatible Sony external flash.
- ⁷ A flash cannot be used when [Shutter Type] is set to [Electronic Shutter].
- ⁸ With compatible external flash.
- ⁹ Varies according to shooting conditions or memory card used.
- ¹⁰ Supports Micro USB compatible device.
- ¹¹ (Configuration method/Access method) WPS or manually /infrastructure mode. When connecting to smartphones, the camera can always work as a base without a wireless access point. (Security: WEP/WPA-PSK/WPA2-PSK)
- ¹² Models sold in some countries/regions support IEEE 802.11b/g/n (2.4GHz) wireless LAN only.
- ¹³ Sony accessories for the Accessory Shoe can be attached.
- ¹⁴ The LCD screen is turned on, shot once every 30 seconds, operate zoom alternately between W and T ends, flash strobe once every two times, turn power off and on once every ten times.
- ¹⁵ Indication recording time, which is defined by repeating the cycle: Power on, start recording, zoom ,stand-by and power off.