

IAAF World Championships

BEIJING 2015

*Statistics
Handbook*



Produced in collaboration with ATFS
Edited by Mark Butler



OFFICIAL IAAF PARTNERS





IAAF WORLD CHAMPIONSHIPS BEIJING 2015 **STATISTICS HANDBOOK**



Front cover: Liu Xiang – China's first male World Champion in athletics – and the National Stadium, Beijing
© Getty Images Sport

Editor: Mark Butler
Produced by the IAAF Communications Department 2015

IAAF PRESIDENT'S MESSAGE

MESSAGE DU PRESIDENT DE L'IAAF

Is it really seven years since the Beijing Olympic Games? It does not seem that long ago, largely because many of the stars from then are still big players in the sport today. The futuristic setting of the Beijing National Stadium within Olympic Green is fresh in the mind, as are the five world records set there. It was an epic track and field meeting within a wonderful Olympic Games. We therefore eagerly look forward to returning for the IAAF World Championships, Beijing 2015.

Thirty-two years ago at the inaugural IAAF World Championships in Helsinki, The People's Republic of China were a relatively newly-affiliated member of the athletics family. Their team included the phenomenal high jumper Zhu Jianhua, who had just become his country's first official world record holder. How appropriate that his event is now one of the strongest in the current programme of athletics, with not one but two contenders for the title of athlete of the year in 2014. The men's high jump will surely be a blue riband event in 2015.

The progress of China in world championship athletics can be traced in this book, starting with Zhu's bronze in 1983 and including the remarkable distance running women of 1993 and the dramatic hurdles victory of Liu Xiang in 2007. What a spectacle it would be if more Chinese gold can be won on home ground in Beijing.

Just as impressive has been the record of China as a host of athletics at the highest level. Regardless of the Olympic Games, we have seen in China editions of the IAAF World Junior Championships, IAAF World Half Marathon Championships, IAAF World Race Walking Cup (recently renamed the IAAF World Race Walking Team Championships) and in recent months the IAAF World Cross Country Championships. It is only right that such events should be staged in Asia as that continent's place in athletics and world sport grows in significance.

All these developments can, of course, be discovered in this book which we hope will answer all your questions about past IAAF World Championships and major athletics statistics. For this we must thank the members of the Association of Track & Field Statisticians (ATFS) who never fail to record new results worldwide, but also reach back in time to correct and complete details of performances from yesteryear. The IAAF gives its eternal thanks for their hard work, which has resulted in this handbook.

Lamine Diack
IAAF President

Sept ans se sont-ils déjà vraiment écoulés depuis les Jeux Olympiques de Pékin ? On peine à le croire tant nombre d'athlètes de l'époque occupent toujours le devant de la scène aujourd'hui. Le futuriste Stade National de Pékin, au sein du parc olympique, reste présent dans les esprits tout comme les cinq records du monde établis au cours de ces Jeux. Les compétitions d'athlétisme de cette merveilleuse olympiade furent épiques, aussi sommes-nous particulièrement impatients de revenir dans la capitale chinoise pour les Championnats du monde - Pékin 2015.

Quand l'édition inaugurale des Championnats du monde de l'IAAF s'est déroulée à Helsinki, voilà trente-deux ans, la République Populaire de Chine était alors un membre récemment affilié à la famille de l'athlétisme. Son équipe comptait dans ses rangs l'extraordinaire sauteur en hauteur Zhu Jianhua, premier détenteur du record du monde officiel de son pays. Quelle coïncidence que sa discipline soit aujourd'hui l'une des plus en vue du programme d'athlétisme, avec non pas un, mais deux prétendants au titre d'Athlète de l'année 2014 ! Le saut en hauteur masculin sera de toute évidence un grand moment en 2015.

La progression de la Chine dans le cadre des Championnats du monde peut être retracée au fil de ces pages, depuis la médaille de bronze de Zhu en 1983 en passant par les résultats remarquables du fond féminin en 1993 et la spectaculaire victoire de Liu Xiang dans le 110 m haies en 2007. Quel spectacle ce serait si d'autres médailles d'or tombaient dans l'escarcelle de la Chine quand elle reçoit à domicile !

La Chine s'est également montrée un hôte très accueillant pour l'athlétisme de haut niveau. En effet, sans parler des Jeux Olympiques, l'Empire du Milieu a accueilli les éditions des Championnats du monde Junior, des Championnats du monde de Semi-Marathon, de la Coupe du monde de Marche (récemment rebaptisée Championnats du monde de Marche par équipe) et tout récemment, des Championnats du monde de Cross. Ce n'est que justice que ces compétitions soient organisées en Asie car c'est un continent où l'athlétisme et le sport mondial connaissent une croissance très importante.

Tous ces développements sont à découvrir dans cet ouvrage qui je l'espère répondra à toutes vos questions concernant les championnats du monde et leurs statistiques. Que les membres de l'Association des Statisticiens d'Athlétisme (ATFS) soient remerciés pour leur minutieux travail. Leur aide est infiniment précieuse car ce sont eux qui sont à l'affût de tous nouveaux résultats à travers le monde et eux aussi qui remontent le temps pour corriger et compléter les performances passées. A ce titre, l'IAAF leur voue une grande reconnaissance et leur méticuleux labeur trouve sa concrétisation dans ce livre.

Lamine Diack
Président de l'IAAF

CONTENTS

IAAF PRESIDENT'S MESSAGE	2
CONTENTS	3
ACKNOWLEDGEMENTS & NOTES	5
NOTES ON CONTENTS	8
IAAF WORLD RECORDS & BEST PERFORMANCES	12
IAAF WORLD CHAMPIONSHIP RECORDS & BEST PERFORMANCES	14
BEST PERFORMANCES WITHIN COMBINED EVENTS	15
21st CENTURY WORLD BEST PERFORMANCES	16
IAAF WORLD CHAMPIONSHIP FACTS & FIGURES	17
Performance Trends	19
Superlatives	21
Entry Standards	22
Multiple Medallists	27
Most Appearances	31
Youngest & Oldest	41
Placing Tables	45
Major Records Set	70
Doping Violations at IAAF World Championships	75
RESULTS FROM PAST MAJOR CHAMPIONSHIPS	
IAAF World Championships (complete results)	79
IAAF World Athletics Series	337
Olympic Games (medallists, placing tables & doping violations)	396
World University Games	423
Winners of Area Championships & Games and Commonwealth Games	431
WORLD AND CONTINENTAL RECORDS	
Men	489
Women	502
World Indoor (Senior, junior & youth bests)	515
World Teenage Bests by Age	518
COUNTRY INDEX	529
MEN'S LISTS	
All-Time World Lists	579
National Records	601
Best National Placings	648
Progression of Official World Records	667
Best Three by Year 1963-2014	689
WOMEN'S LISTS	
All-Time World Lists	713
National Records	734
Best National Placings	777
Progression of Official World Records	793
Best Three by Year 1963-2014	809

SOMMAIRE

MESSAGE DU PRESIDENT DE L'IAAF	2
SOMMAIRE	3
REMERCIEMENTS ET NOTES	5
NOTES SUR LE CONTENU	8
RECORDS ET MEILLEURES PERFORMANCES DU MONDE DE L'IAAF	12
RECORDS ET MEILLEURES PERFORMANCES DES CHAMPIONNATS DU MONDE DE L'IAAF	14
MEILLEURES PERFORMANCES EN EPREUVES COMBINEES	15
MEILLEURES PERFORMANCES EN 21e SIÈCLE	16
LE MEILLEUR DES CHAMPIONNATS DU MONDE DE L'IAAF	17
Tendance des performances	19
Les Meilleures.....	21
Normes d'entrée.....	22
Plus grand nombre de medailles	27
Plus grand nombre de presences.....	31
Plus jeune et plus age.....	41
Tableau des Classement des huit premières places	45
Principaux records etablis	70
Infractions au Règles Antidopage aux Championnats du Monde.....	75
RESULTATS DES PRECEDENTS PRINCIPAUX CHAMPIONNATS	
Championnats du Monde de l'IAAF (résultats dedans complètement)	79
Série Mondiale d'Athlétisme de l'IAAF	337
Jeux Olympiques (médaillés, en plaçant des tables et des violations des règles antidopage).....	396
Jeux Universitaires Mondiaux	423
Vainqueurs des Championnats et des Jeux Continentaux &	431
des Jeux du Commonwealth	
RECORDS DU MONDE ET CONTINENTAUX	
Hommes	489
Femmes	502
Mondiaux en salle (senior, junior et cadet)	515
Meilleures performances mondiales par age pour les moins 20 ans	518
REPERTOIRE PAR PAYS	529
LISTES DES PERFORMANCES MASCULINES	
Listes des performances mondiales de tous les temps	579
Records nationaux.....	601
Meilleures places nationales aux Championnats du Monde de l'IAAF	648
Progression des Records du monde officiels	667
Meilleur Trois Pan Année 1963-2014.....	689
LISTES DES PERFORMANCES FEMININES	
Listes des performances mondiales de tous les temps	713
Records nationaux.....	734
Meilleures places nationales aux Championnats du Monde de l'IAAF.....	777
Progression des Records du Monde de l'IAAF	793
Meilleur Trois Pan Année 1963-2014.....	809

ACKNOWLEDGMENTS & NOTES

The fifteenth IAAF World Championships are about to take place in Beijing, which means that this book contains results and reports from the previous fourteen editions along with a mass of related statistics updated to midsummer 2015.

Each new World Championship cycle necessitates an additional 30 pages of statistics. To accommodate this unavoidable increase in size, we decided to drop the traditional green pages of biographies shown at the end of the book. However the book is bigger than ever and there are new elements. A listing of the best marks this century is included. With a new system of entries in 2015, all past entry standards are chronicled. National records for the IAAF's newest members – Kosovo and South Sudan – are listed for the first time. All the other usual features have been updated with developments in 2013-2015, including adjustments necessary due to historic doping offences, where known up to June 30, 2015.

My biggest thanks must go to the main compilers, Tomas Magnusson, Richard Hymans, Winfried Kramer (with Heinrich Hubbeling), Peter Matthews, György Csiki and Robert Martin. I must also thank the IAAF's Alice Annibali, Thomas Capdevielle, Anne-Marie Garrigan and all the departments of the IAAF Headquarters, who have supplied valued answers to my questions – as have Rachel Rominger, Andrew Mitchell and Sandrine Tonge of the IOC. I am indebted to several key websites, in particular tilastopaja.org (Mirko Jalava) and alltime-athletics.com (Peter Larsson), and also "EME News", "Athletics International", "Race Results Weekly", "Track & Field News" and "Athletics Weekly." Lastly I must thank many individuals for their time and expertise: Gillian Bedrosian, Alan Bell, Jacques Carmelli, Andy Carr, Bernard Conway, György Csiki, Hans Dahlén, Francisco Gómez, Andrea Guglielmino, Randy Hawthorne, Paul Hepburn, Bob Hersh, Ian Hodge, Paul Jenes, Ronda Jenkins, Dave Johnson, Hugh Jones, A Lennart Julin, Georges Keppler, Esa Laitinen, Neil Loft, Piotr Mahey, Lee Martin, Peter Matthews, Fletcher McEwen, Ajai Menon, Mark Milde, Andy Milroy, Phil Minshull, David Monti, Yvonne Mullins, Walt Murphy, Ken Nakamura, Gene Newman, Yoshimasa Noguchi, Marty Post, Clyde Riddoch, Pete Riegel, Sergey Tikhonov, Gabriel Tissot, Pierre-Jean Vazel, Luis Vinker and Ken Young.

The views expressed as part of the compilations contained in this book are not necessarily those of the IAAF.

Mark Butler (Editor) – mbutler@worldscope.eu

Please send any comments to the address given below.

IAAF
6-8, Quai Antoine 1er
BP 359
MC 98007 Monaco Cedex

Telephone: +377 93 10 88 88

Telefax: + 377 93 15 95 15

E-Mail: headquarters@iaaf.org

Requests for further copies of this book should be addressed to the IAAF Headquarters in Monaco (see back cover for address).

Detailed Acknowledgments:

IAAF World Championship Superlatives: Tomas Magnusson and Mark Butler; *Results From Past Major Championships:* IAAF Media & Public Relations Department, Mark Butler, Richard Hymans, Bob Sparks, Alfons Juck and Robert Blaho, Eduardo Biscayart; Raul Leoni, Paul Jenes, Josep Corominas, Benoît Laruel, Bernard Linley, Børre Lilloy, Imre Mátraházi, Fletcher McEwen; IAF Scientific Report on the 2nd World Championships In Athletics Rome 1987 (Second edition), “Göteborgs Posten”, IAAF New Studies in Athletics, Akira Ito, Ph.D.(Professor of Osaka University of Health and Sport Sciences); Paavo V. Komi, Ph.D. (Professor & Head, Neuromuscular Research Center Department of Biology of Physical Activity, University of Jyväskylä); Scientific Research Project of German Athletics Federation (DLV); Korean Society for Sports Biomechanics (KSSB) and Korean Institute of Sports Science (KISS)

World & Continental Records: Peter Matthews and Robert Wilson, Imre Mátraházi, The Analytical Distance Runner (Ken Young), Yves Pinaud & Gert le Roux (Africa), Heinrich Hübbling & Yoshimasa Noguchi (Asia), Mirko Jalava (Europe), Luis Vinker & Eduardo Biscayart (South America), Andy Carr & Justin Kuo (North America), Fletcher McEwen, Ronda Jenkins & Yvonne Mullins (Oceania); Nestor Calixto, Bernard Linley (Central America & Caribbean); Association of Road Running Statisticians (ARRS), Ken Young, Andy Milroy, Marty Post, Paul Farmer, Marianne Caponi (Road racing), Running USA and Ryan Lampaa (Road racing); Michel Saint-Raymond, Ken Nakamura, Andreas Hediger, Mark Milde, Jörg Wenig, Sergey Tikhonov, David Monti, Peter Connerton. *Top Three By Year 1963-2014:* Györgi Csiki, Richard Hymans & Martin Rix; *Country Index:* Tomas Magnusson; *All-Time World Lists:* Peter Matthews.

National Records: National Records: Chief compiler & co-ordinator: Winfried Kramer - Kohlrodweg 12, 66539 Neunkirchen-Kohlhof, Germany.

Main Compilers: Heinrich Hübbling (Haydnstrasse 8, 48691 Vreden, Germany); Yves Pinaud (c/o Polymedias, 46, rue des Bordaues, 94220 Charenton le Pont, France); Steffen Stübe (Hafenstrasse 22a, 18273 Güstrow, Germany). Special thanks to: Gregor Gladzikowski, Mirko Jalava, Peter Matthews, Reynold O’Neal, Luis Vinker and in particular to Luigi Mengoni, the founder of this project. Jürgen Schmidt helped build up the database. We are obliged to thank also:

Aader, Abbas, Abdulwahab, Al-Kuwari, Al-Zawawi, Amatya, Ariyamongkol, Baronet, Batiste, Bertasius, Biscayart, Bordoli, Boriga, Boubakeur, Bouillé, Brand, Calixto, Carvalho, Cedeno, Correa, Chung Young-Hoon, Clemente, Constat, Cornelius, Csiki, Diaz, Druminy, Eiger, El-Khoury, Endjär, Ezzedine, Fields, Finisterre, Francis, Ms.Fuchs, Gajic, Gjerde, Gladzikowski, Glenza, Gomis, Gordon, Guglielmelli, Graf, Heilrath, Hejda, Hernandez, Hoang Min Quyet, Ms. Hung, Husain Ali, Hymans, Jenes, Jonik, Joof, Juck, Kalhara, Karamata, Klvana, Kök, Kondrat, Kortleever, Kostritsky, Krishnan, Kwenha, Larsen, Larsson, Laursen, Leoni, Lilloy, Linley, Little, Madene, McCarthy, McEwen, Majed, Dr. Martin, Martina, Matibini, Mikulec, Minshull, Mirzoev, Misiunas, Molina Mora, Monti, Nakamura, Negash, Nicholas, Noguchi, Novignon, Nujdin, Obaid, Oliver, Ondracek, Onishi, Pawar, Pedalo, Pentland, Peternelj, Pirie, Popovic, Post, Rahmanov, Rauva, Rizzoli, Rodriguez, Romero, Rossi, Saint-Raymond, Ms. Saneh, Sanchez, Shadmehr, Shahrudin, Sherbakov, Shumarin, Slabbert, Snow, Stagis, Teder, Tikhonov, Ms. Thobi, Tummolo, Umaryono, Vangelov, van Kuijen, Washif, Zoorigbaatar. Thanks also to the IAAF and its member federations which supplied us with their record lists.

Best National Placings at IAAF World Championships: Tomas Magnusson with thanks to Carole Fuchs and Andrew Owusu; *World Record Progression:* Richard Hymans, Emmerich Götze†, Jiri Havlin†, Rob Whittingham, Imre Mátraházi and Ken Young; *Details of IAAF World Athletics Series:* IAAF Competitions Department; *Production & Translations:* Nathalie Renevier-Durot; *Technical Data:* Imre Mátraházi & Carlo De Angeli; *Logos:* AMS (Nigel Swinscoe & Nicola Brubacher). Direct and indirect help came also from e-publications “Athletics International”, “EME News”, “Race Results Weekly”, “Results from ASIA”, “Trackinsun”, “eTrack Newsletter” and “Flotrack.” Thank you to all those who sent corrections to the 2013 edition.



IAAF COUNCIL

PRESIDENT

Lamine DIACK (SEN)

SENIOR VICE PRESIDENT

Robert HERSH (USA)

VICE PRESIDENTS

Dahlan AL-HAMAD (QAT)

Sebastian COE (GBR)

Sergey BUBKA (UKR)

TREASURER

Valentin BALAKHNICHEV (RUS)

INDIVIDUAL MEMBERS

Alberto JUANTORENA DANGER (CUB)

Roberto GESTA DE MELO (BRA) – South America*

Jung-Ki Pocky PARK (KOR)

Helmut DIGEL (GER)

Nawal EL MOUTAWAKEL (MAR)

Abby HOFFMAN (CAN)

Isaiah KIPLAGAT (KEN)

Jose Maria ODRIOZOLA (ESP)

Hansjorg WIRZ (SUI) – Europe*

Hamad KALKABA MALBOUM (CMR) – Africa*

Katsuyuki TANAKA (JPN)

Anna RICCARDI (ITA)

Pauline DAVIS-THOMPSON (BAH)

Geoffrey GARDNER (NFI) – Oceania*

Sylvia BARLAG (NED)

Ahmad AL KAMALI (UAE)

Frank FREDERICKS (NAM)

Irena SZEWINSKA (POL)

Bernard AMSALEM (FRA)

Zhaocai DU (CHN) – Asia*

Victor LOPEZ (PUR) – NACAC*

*Area Group Representatives

Technical Data (from IAAF Competition Rules 2014-2015)

Event		Senior Men	Senior Women
3000m Steeplechase	Number of Hurdles	28 (4 each lap)	28 (4 each lap)
	Height	91.4cm (±3mm)	76.2cm (±3mm)
	Minimum Width	3.94m	3.94m
	Cross-section of Top of Barrier	12.7cm square	12.7cm square
	Number of Water Jumps	7 (1 each lap)	7 (1 each lap)
	Length of Water Jump	3.66m (±2cm)	3.66m (±2cm)
	Width of Water Jump	3.66m (±2cm)	3.66m (±2cm)
	Water depth at Barrier	50-70cm	50-70cm
100m Hurdles	Number of Hurdles	-	10
	Height	-	83.8cm (±3mm)
	Start to First Hurdle	-	13m
	Between Hurdles	-	8.5m
	Last Hurdle to Finish	-	10.5m
110m Hurdles	Number of Hurdles	10	-
	Height	106.7cm (±3mm)	-
	Start to First Hurdle	13.72m	-
	Between Hurdles	9.14m	-
	Last Hurdle to Finish	14.02m	-
400m Hurdles	Number of Hurdles	10	10
	Height	91.4cm (±3mm)	76.2cm (±3mm)
	Start to First Hurdle	45m	45m
	Between Hurdles	35m	35m
	Last Hurdle to Finish	40m	40m
High Jump	Crossbar Length	4.00m (±2cm)	4.00m (±2cm)
	Crossbar Weight	Up to 2Kg	Up to 2Kg
	Landing Area (minimum)	6m x 4m x 70cm	6m x 4m x 70cm
Pole Vault	Crossbar Length	4.50m (±2cm)	4.50m (±2cm)
	Crossbar Weight	Up to 2.25Kg	Up to 2.25Kg
	Landing Area (minimum)	6m x 6m x 80cm	6m x 6m x 80cm
		Plus a minimum of 2m front pieces	
Long/Triple Jump	Take-off Board Length	1.22m (±1cm)	1.22m (±1cm)
	Take-off Board Width	20cm (±2mm)	20cm (±2mm)
	Plasticine Board Width	10cm (±2mm)	10cm (±2mm)
	Pit Width	2.75-3m	2.75-3m
Shot Put	Weight	7.26Kg	4Kg
	Diameter	110-130mm	95-110mm
	Sector Angle	34.92°	34.92°
	Circle Diameter	2.135m (±5mm)	2.135m (±5mm)
	Stop Board Height	10cm (±2mm)	10cm (±2mm)
	Stop Board Length	1.21m (±1cm)	1.21m (±1cm)
Discus Throw	Weight	2Kg	1Kg
	Diameter	219-221mm	180-182mm
	Sector Angle	34.92°	34.92°
	Circle Diameter	2.5m (±5mm)	2.5m (±5mm)
Hammer Throw	Weight	7.26Kg	4Kg
	Diameter of head	110-130mm	95-110mm
	Length	Up to 1.215m	Up to 1.195m
	Sector Angle	34.92°	34.92°
	Circle Diameter	2.135m (±5mm)	2.135m (±5mm)
Javelin Throw	Weight	800gm	600gm
	Length	2.6-2.7m	2.2-2.3m
	Sector Angle	28.96°	28.96°
Relays	Baton Length	28-30cm	28-30cm
	Baton Weight	Not less than 50gm	Not less than 50gm
	Length of Takeover Zone	20m	20m
	Baton Diameter	4cm (±2mm)	4cm (±2mm)

Name Changes

First, a list of leading women who because of marriage have competed under two different names. These are mostly indicated by “◇” in the all-time lists (page 713, but do not include those (such as Sanya Richards Ross) who opt for the double-barrelled version. Second, a list of some athletes shown in this book who have changed not only their allegiance but also their name.

WOMEN'S NAME CHANGES

The emboldened name is that which appears in the all-time lists

<u>Maiden</u>	<u>Married</u>
ManjaniALB/GRETzelli
CurreyAUSMcPaul
McLellan.....AUS Pearson
PittmanAUSRawlinson
Kisheveva.....BLR Zvereva
Mityeyeva.....BLR Byeleyskaya
NunevaBULVechemikova
VenevaBULVeneva-Mateeva
VergovaBULPetkova
Bartonová.....CZE Silhavá
BrejchováCZETomecková
KocembováCZESlaninová
PtácníkováCZESvobodová
HuhtaniemiFINTarvainen
Lynch.....GBR McColgan
Smallwood.....GBR Cook
BuddGBR/RSAPieterse
AndersGDRGummelt
Barkusky.....GDR Weiss
Daute.....GDR Drechsler
Dittrich.....GDR Hartwig
DroeseGDRPufe
Eckert.....GDR Wüchel
Gladisch.....GDR Möller
Helm.....GDR Beyer, S
Kämpfert.....GDR Steut
Kovarik.....GDR Uibel/Siebert
Ludwigs.....GDR Wodars/Grau
Müller, PGDRSchersing
Oelsner.....GDR Göhr
Opitz.....GDR Hellmann
PaetzGDRJohn
Reichenbach.....GDR Müller, I
Riefstahl.....GDR Oschkenat
Sachse.....GDR Gansky
Schlaak.....GDR Jahl
Schoknecht.....GDR Šlupianek/Briesenick
Vater.....GDR Behmer
Redetzky.....GER Henkel
Graham.....JAM Fenton
Kulchunova.....KGZ/UKR Pinigina
Dukhnovich.....LTU Ozhenko
Dolzhenko.....MDA/RUS Krachevskaya
Christensen.....NOR Kristiansen
Solberg.....NOR Hattestad
Tysse.....NOR Plätzer
AdamsNZLVili
Janowska.....POL Frankiewicz
Kirszenstein.....POL Szewińska
Langer.....POL Kalek
Stepaniuk.....POL Ličwinko
Cu◇mir.....ROU Stanciu
Dinescu.....ROU Iagăr
Ilie.....ROU Ivan
Tacu.....ROU Crăciunescu

TirleaROUManolache
Armstrong, E.....RSA de Klerk
Storbeck.....RSA Cloete
AlekchinaRUSBazhenova
ChizhenkoRUSFomenko
Galkina.....RUS Samitova
Ivanova, Y.....RUS Sinchukova
Kornikova.....RUS Kirdyapkina
Makeyeva.....RUS Stepanova
MotkovaRUSBabashkina
Nikitina, V.....RUS Komisova
Nikitina, LRUSTurchinskaya
Nosova.....RUS Pechonkina
Poryukina.....RUS Podkopayeva
Priyma.....RUS Rigert
RamazanovaRUSKhmelnitskaya
Safirova.....RUS Yemalova
SavinkovaRUS Yermakova
Sergeyeva.....RUS Privalova
Simigina.....RUS Meleshina
Stetsura.....RUS Kokanova/Khlopotnova
Tauryanina.....RUS Konevtsova
Zarudneva.....RUS Zaripova
Martinović.....SLO Sesták
DanISOvá.....SVK HranSOvá
Mushtha.....UKR Olizarenko
Tarnopolskaya.....UKR Pinutsevich/Block
TereshchukUKRAntipova
Vladykina.....UKR Brzygina
Barringer.....USA Simpson
Decker.....USA Tabb/Slaney
Drossin.....USA Kastor
Howard.....USA Lowe
Johnson, SUSATosta
McCall.....USA Stevens
PattersonUSAWinger
PowellUSACrawford
Ross.....USA Williams
Stuczynski.....USA Suhr

NOTABLE CHANGES IN BOTH ALLEGIANCE AND NAME

<u>Men</u>
Was: William Biwott KEN
Then: İlham Tanui Özbiyen TUR
Was: Bongelemma Bongelo CGO
Then: Nathan Bongelo BEL
Was: Albert Chepkurui KEN
Then: Ahmad Hassan Abdullah QAT
Was: Gadissa Olikessa Chamada ETH
Then: Youssef Othman Qader QAT
Was: Patrick Cheboto UGA
Then: Moustafa Ahmed Shebto QAT
Was: Stephen Cheronno KEN
Then: Saif Saadeh Shaheen QAT
Was: Elias Daudi TAN
Then: Ali Al-Dawoodi Saadoun QAT
Was: Abdelhak El Gorch MAR
Then: Abdulhak Zakaria BRN
Was: James Kipkemboi Katui KEN
Then: Jamal Bilal Salem QAT

Was: Daniel Kipkosgei KEN
Then: Ismail Rashed Essa QAT
Was: Moses Kipchirchir KEN
Then: Moussa Omar Obaid QAT
Was: Gregory Konchellah KEN
Then: Youssef Saad Kamel BRN
Was: Elijah Kosgei KEN
Then: Majid Saeed Sultan QAT
Was: Thomas Kosgei KEN
Then: Zakrya Ali Kamil QAT
Was: Simon Mbutia KEN
Then: Saleh Marzooq Bakheet BRN
Was: Leonard Mucheru KEN
Then: Mashir Salim Jawher BRN
Was: Nassib Jumanne Nkuyi TAN
Then: Nasser Jamal Nasser QAT
Was: David Nyaga KEN
Then: Dahame Najem Bashair QAT
Was: Onésphore Nkunzimana BDI
Then: Sultan Khamis Zaman QAT
Was: Dennis Sang/Keter/Kipkurui KEN
Then: Tareq Mubarak Taher BRN
Was: Sheryf El-Sheryf UKR
Then: Şeref Osmanoglu TUR
Was: Girma Shilemis ETH
Then: Selim Bayrak TUR
Then: Mert Girmalegesse TUR
Was: Dmitriy Valyukevich BLR
Then: Dmitriy Valukevič SVK
Was: Isaac Waweru KEN
Then: Eshaaq Abdeen BRN
Was: Richard Yatich KEN
Then: Mubarak Hassan Shami QAT
Was: John Yego KEN
Then: Belal Mansoor (Belal) Ali BRN

Women

Was: Hewan Abeye ETH
Then: Elvan Abeylegesse TUR
Was: Enezenaide Gomes STP
Then: Naide Gomes POR
Was: Nadezhda Ilyina RUS/RUS
Then: Nadezhda Wijenberg NED
Was: Nora Ivanova BUL
Then: Nora Güner TUR
Then: Nora Edlitzberger AUT
Was: Natalya Kazina RUS
Then: Natalia Kilpeläinen/Back FIN
Was: Yelena Kopytova RUS
Then: Ebru Kavaklioglu TUR
Was: Lyudmila Narozhilenko RUS
Then: Ludmila Engqvist SWE
Was: Yvonne Mai GER
Then: Yvonne Graham JAM
Was: Miréla Manjani ALB
Then: Miréla Tzelli GRE
Was: Karin Mey RSA
Then: Karin Melis Mey TUR
Was: Svetla Mitkova BUL
Then: Svetla Sinartas TUR
Was: Wu Xianchun CHN
Then: Jutaporn Krasaeyan THA

Countries

IAAF Members (214)

AFG	Afghanistan	GEQ	Equatorial Guinea
AIA	Anguilla	GER	Germany
ALB	Albania	GHA	Ghana
ALG	Algeria	GIB	Gibraltar
AND	Andorra	GRE	Greece
ANG	Angola	GRN	Grenada
ANT	Antigua & Barbuda	GUA	Guatemala
ARG	Argentina	GUI	Guinea
ARM	Armenia	GUM	Guam
ARU	Aruba	GUY	Guyana
ASA	American Samoa	HAI	Haiti
AUS	Australia	HKG	Hong Kong, China
AUT	Austria	HON	Honduras
AZE	Azerbaijan	HUN	Hungary
BAH	Bahamas	INA	Indonesia
BAN	Bangladesh	IND	India
BAR	Barbados	IRI	Iran
BDI	Burundi	IRL	Ireland
BEL	Belgium	IRQ	Iraq
BEN	Benin	ISL	Iceland
BER	Bermuda	ISR	Israel
BHU	Bhutan	ISV	Virgin Islands (US)
BIH	Bosnia & Herzegovina	IVB	British Virgin Islands
BIZ	Belize	ITA	Italy
BLR	Belarus	JAM	Jamaica
BOL	Bolivia	JOR	Jordan
BOT	Botswana	JPN	Japan
BRA	Brazil	KAZ	Kazakhstan
BRN	Bahrain	KEN	Kenya
BRU	Brunei	KGZ	Kyrgyzstan
BUL	Bulgaria	KIR	Kiribati
BUR	Burkina Faso	KOR	Korea
CAF	Central African Republic	KOS	Kosovo
CAM	Cambodia	KSA	Kingdom of Saudi Arabia
CAN	Canada	KUW	Kuwait
CAY	Caiman Islands	LAO	Laos
CGO	Congo	LAT	Latvia
CHA	Chad	LBA	Libya
CHI	Chile	LBR	Liberia
CHN	PR of China	LCA	Saint Lucia
CIV	Ivory Coast	LES	Lesotho
CMR	Cameroon	LIB	Lebanon
COD	DR of Congo	LIE	Liechtenstein
COK	Cook Islands	LTU	Lithuania
COL	Colombia	LUX	Luxembourg
COM	Comoros	MAC	Macao
CPV	Cape Verde Islands	MAD	Madagascar
CRC	Costa Rica	MAR	Morocco
CRO	Croatia	MAS	Malaysia
CUB	Cuba	MAW	Malawi
CYP	Cyprus	MDA	Moldova
CZE	Czech Republic	MDV	Maldives
DEN	Denmark	MEX	Mexico
DJI	Djibouti	MGL	Mongolia
DMA	Dominica	MHL	Marshall Islands
DOM	Dominican Republic	MKD	Former Yugoslav Republic of Macedonia
ECU	Ecuador	MLI	Mali
EGY	Egypt	MLT	Malta
ERI	Eritrea	MNE	Montenegro
ESA	El Salvador	MNT	Montserrat
ESP	Spain	MON	Monaco
EST	Estonia	MOZ	Mozambique
ETH	Ethiopia	MRI	Mauritius
FIJ	Fiji	MTN	Mauritania
FIN	Finland	MYA	Myanmar
FRA	France	NAM	Namibia
FSM	Federated States of Micronesia	NCA	Nicaragua
GAB	Gabon	NED	Netherlands
GAM	The Gambia	NEP	Nepal
GBR	Great Britain & Northern Ireland	NFI	Norfolk Island
GBS	Guinea Bissau	NGR	Nigeria
GEO	Georgia	NIG	Niger
		NMI	Northern Mariana Islands
		NOR	Norway

NRU	Nauru
NZL	New Zealand
OMA	Oman
PAK	Pakistan
PAN	Panama
PAR	Paraguay
PER	Peru
PHI	Philippines
PLE	Palestine
PLW	Palau
PNG	Papua New Guinea
POL	Poland
POR	Portugal
PRK	DPR Korea
PUR	Puerto Rico
PYF	French Polynesia
QAT	Qatar
ROU	Romania
RSA	Republic of South Africa
RUS	Russia
RWA	Rwanda
SAM	Western Samoa
SEN	Senegal
SEY	Seychelles
SIN	Singapore
SKN	Saint Kitts & Nevis
SLE	Sierra Leone
SLO	Slovenia
SMR	San Marino
SOL	Solomon Islands
SOM	Somalia
SRB	Serbia
SRI	Sri Lanka
SSD	South Sudan
STP	DR of São Tomé & Príncipe
SUD	Sudan
SUI	Switzerland
SUR	Surinam
SVK	Slovak Republic
SWE	Sweden
SWZ	Swaziland
SYR	Syria
TAN	Tanzania
TGA	Tonga
THA	Thailand
TJK	Tadjikistan
TKM	Turkmenistan
TKS	Turks & Caicos Islands
TLS	East Timor
TOG	Togo
TPE	Chinese Taipei
TRI	Trinidad & Tobago
TUN	Tunisia
TUR	Turkey
TUV	Tuvalu
UAE	United Arab Emirates
UGA	Uganda
UKR	Ukraine
URU	Uruguay
USA	United States
UZB	Uzbekistan
VAN	Vanuatu
VEN	Venezuela
VIE	Vietnam
VIN	Saint Vincent & the Grenadines
YEM	Yemen
ZAM	Zambia
ZIM	Zimbabwe

Other and Former names:	
AHO	Netherlands Antilles
AMS	American Samoa (now ASA)
ANO	Angola (now ANG)
ANG	Anguilla (now AIA)
AUA	Australasia
BGU	British Guiana (now GUY)
BHR	Bahrain (now BRN)
BHO	British Honduras
BIR	Burma (now MYA/Myanmar)
BKF	Burkina Faso (now BUR)
BOH	Bohemia
BOS	Bosnia & Herzegovina (now BIH)
BSH	Bosnia & Herzegovina (now BIH)
BUR	Burundi (now BDI, BUR is now Burkina Faso)
BVI	British Virgin Islands (now IVB)
BWI	British West Indies
CEY	Ceylon (now SRI)
CKI	Cook Islands (now COK)
CVD	Cape Verde Islands (now CPV)
DAH	Dahomey (Now BEN/Benin)
DMN	Dominica (now DMA)
ENG	England
EUN	Unified Team (Formerly USSR)
FRG	Federal Republic of Germany (now GER)
GBI	Great Britain & Ireland (pre-1922)
GDR	German Democratic Republic (now GER)
GOL	Gold Coast (now GHA/Ghana)
GUD	Guadeloupe
HOL	Netherlands (now NED)
IRN	Iran (now IRI)
IOA	Independent Olympic Athletes
IOP	Independent Olympic Participants
KHM	Kampuchea (now CAM/Cambodia)
KZK	Kazakhstan (now KAZ)
LAN	Lesser Antilles
LIT	Lithuania (now LTU)
MAL	Malaya
MLD	Maldives (now MDV)
MOL	Moldova (now MDA)
MRT	Martinique
MSH	Marshall Islands (now MHL)
NAU	Nauru (now NRU)
NCL	New Caledonia
NIR	Northern Ireland
NBO	North Borneo
NRH	Northern Rhodesia (now ZAM)
NMA	Northern Mariana Islands (now NMI)
OMN	Oman (now OMA)
PAL	Palestine (now PLE)
PRY	Democratic People's Republic of Yemen (now YEM)
RHO	Rhodesia (now ZIM/Zimbabwe)
ROC	Republic of China
ROM	Romania (now ROU)
SAA	Saar
SAF	South Africa (now RSA)
SCG	Serbia & Montenegro (formerly Yugoslavia, now SRB & MNE)
SCO	Scotland
SER	Serbia (now SRB)
STK	St Kitts & Nevis (now SKN)
STL	St Lucia (now LCA)
STV	St Vincent (now VIN)
TWC	Tahti West Coast
UAR	United Arab Republic
URS	USSR
TAH	Tahti (now PYF)
TCH	(Up to 1992) Czechoslovakia
TON	Tonga (now TGA)
VOL	Upper Volta (now BUR/Burkina Faso)
WAL	Wales
YAR	Yemen Arab Republic (now YEM)
YUG	Yugoslavia
ZAI	Zaire (now COD)

IAAF WORLD RECORDS

^a = Awaiting ratification as at June 30, 2015

c = No longer an IAAF world record event according to IAAF Rule 261

MEN	Wind
100 Metres 9.58 Usain Bolt JAM Berlin 16 Aug 09	0.9
200 Metres 19.19 Usain Bolt JAM Berlin 20 Aug 09	-0.3
400 Metres 43.18 Michael Johnson USA Sevilla 26 Aug 99	
800 Metres 1:40.91 David Rudisha KEN London 9 Aug 12	
1000 Metres 2:11.96 Noah Ngeny KEN Rieti 5 Sep 99	
1500 Metres 3:26.00 Hicham El Guerrouj MAR Roma 14 Jul 98	
One Mile 3:43.13 Hicham El Guerrouj MAR Roma 7 Jul 99	
2000 Metres 4:44.79 Hicham El Guerrouj MAR Berlin 7 Sep 99	
3000 Metres 7:20.67 Daniel Komen KEN Rieti 1 Sep 96	
5000 Metres 12:37.35 Kenenisa Bekele ETH Hengelo 31 May 04	
10,000 Metres 26:17.53 Kenenisa Bekele ETH Bruxelles 26 Aug 05	
20,000 Metres 56:26.0+ Haile Gebrselassie ETH Ostrava 27 Jun 07	
One hour 21,285m Haile Gebrselassie ETH Ostrava 27 Jun 07	
25,000 Metres 1:12:25.4+ Moses Mosop KEN Eugene 3 Jun 11	
30,000 Metres 1:26:47.4 Moses Mosop KEN Eugene 3 Jun 11	
3000 Metres Steeplechase 7:53.63 Saif Saaeed Shaheen QAT Bruxelles 3 Sep 04	
110 Metres Hurdles 12.80 Aries Merritt USA Bruxelles 7 Sep 12	0.3
400 Metres Hurdles 46.78 Kevin Young USA Barcelona 6 Aug 92	
High Jump 2.45 Javier Sotomayor CUB Salamanca 27 Jul 93	
Pole Vault 6.16i Renaud Lavillenie FRA Donetsk 15 Feb 14	
Long Jump 8.95 Mike Powell USA Tokyo 30 Aug 91	0.3
Triple Jump 18.29 Jonathan Edwards GBR Göteborg 7 Aug 95	1.3
Shot Put 23.12 Randy Barnes USA Los Angeles 20 May 90	
Discus Throw 74.08 Jürgen Schult GDR Neubrandenburg 6 Jun 86	
Hammer Throw 86.74 Yuriy Sedykh URS Stuttgart 30 Aug 86	
Javelin Throw 98.48 Jan Železný CZE Jena 25 May 96	
Decathlon 9039 Ashton Eaton USA Eugene 23 Jun 12	
(100m: 10.21/0.4; LJ: 8.23/0.8; SP: 14.20; HJ: 2.05; 400m: 46.70; 110mH: 13.70/-0.8; DT: 42.81; PV: 5.30; JT: 58.87; 1500m: 4:14.48)	
20,000 Metres Walk 1:17:25.6 Bernardo Segura MEX Bergen 7 May 94	
Two Hours Walkc 29,572m Maurizio Damilano ITA Cuneo 3 Oct 92	
30,000 Metres Walk 2:01:44.1 Maurizio Damilano ITA Cuneo 3 Oct 92	
50,000 Metres Walk 3:35:27.2 Yohan Diniz FRA Reims 12 Mar 11	
4 x 100 Metres Relay 36.84 Jamaica London 11 Aug 12	
(Nesta Carter 10.1, Michael Frater 8.9, Yohan Blake 9.0, Usain Bolt 8.8)	
4 x 200 Metres Relay 1:18.63 Jamaica Nassau 24 May 14	
(Nickel Ashmeade 20.5, Warren Weir 19.2, Jermaine Brown 19.6, Yohan Blake 19.4)	
4 x 400 Metres Relay 2:54.29 United States Stuttgart 22 Aug 93	
(Andrew Valmon 44.5, Quincy Watts 43.6, Butch Reynolds 43.23, Michael Johnson 42.94)	
4 x 800 Metres Relay 7:02.43 Kenya Bruxelles 25 Aug 06	
(Joseph Mutua 1:46.73, William Yiampoy 1:44.38, Ismael Kombich 1:45.92, Wilfred Bungei 1:45.40)	
Distance Medley Relay 9:15.50 ^a United States Nassau 3 May 15	
(Kyle Merber 2:53.56/1200m, Brycen Sprattling 45.95/400m, Brandon Johnson 1:44.75/800m, Ben Blankenship 3:51.24/1600m)	
4 x 1500 Metres Relay 14:22.22 Kenya Nassau 25 May 14	
(Collins Cheboi 3:38.6, Silas Kiplagat 3:32.5, James Magut 3:38.8, Asbel Kiprop 3:32.4)	
ROAD: (+ = en route to longer distance)	
10 Kilometres 26:44 Leonard Komen KEN Utrecht 26 Sep 10	
15 Kilometres 41:13 Leonard Komen KEN Nijmegen 21 Nov 10	
20 Kilometres 55:21+ Zersenay Tadese ERI Lisboa 21 Mar 10	
Half Marathon 58:23 Zersenay Tadese ERI Lisboa 21 Mar 10	
25 Kilometres 1:11:18 Dennis Kimetto KEN Berlin 6 May 12	
30 Kilometres 1:27:37+ Emmanuel Mutai KEN Berlin 28 Sep 14	
Marathon 2:02:57 Dennis Kimetto KEN Berlin 28 Sep 14	
100 Kilometres 6:13:33 Takahiro Sunada JPN Tokoro 21 Jun 98	
Ekiden Relay (6-stage) 1:57:06 Kenya Chiba 23 Nov 05	
(5Km/10Km/7.195Km) Josphat Ndambiri 13:24/5Km; Martin Mathathi 27:12/10Km; Daniel Mwangi 5Km/13:59; Mekubo Mogusu 10Km/27:56; Onesmus Nyirere 5Km/14:36; John Kariuki 7.195Km/19:59	
20 Kilometres Walk 1:16:36 Yusuke Suzuki JPN Nomi 15 Mar 15	
50 Kilometres Walk 3:32:33 Yohann Diniz FRA Zürich 15 Aug 14	

WOMEN

						Wind
100 Metres	10.49	Florence Griffith Joyner	USA	Indianapolis	16 Jul 88	0.0
200 Metres	21.34	Florence Griffith Joyner	USA	Seoul	29 Sep 88	1.3
400 Metres	47.60	Marita Koch	GDR	Canberra	6 Oct 85	
800 Metres	1:53.28	Jarmila Kratochvílová	TCH	München	26 Jul 83	
1000 Metres	2:28.98	Svetlana Masterkova	RUS	Bruxelles	23 Aug 96	
1500 Metres	3:50.46	Qu Yunxia	CHN	Beijing	11 Sep 93	
One Mile	4:12.56	Svetlana Masterkova	RUS	Zürich	14 Aug 96	
2000 Metres	5:25.36	Sonia O'Sullivan	IRL	Edinburgh	8 Jul 94	
3000 Metres	8:06.11	Wang Junxia	CHN	Beijing	13 Sep 93	
5000 Metres	14:11.15	Tirunesh Dibaba	ETH	Oslo	6 Jun 08	
10,000 Metres	29:31.78	Wang Junxia	CHN	Beijing	8 Sep 93	
One Hour	18,517m	Dire Tune	ETH	Ostrava	12 Jun 08	
20,000 Metres	65:26.6	Tegla Loroupe	KEN	Borgholzhausen	3 Sep 00	
25,000 Metres	1:27:05.9	Tegla Loroupe	KEN	Mengerskirchen	21 Sep 02	
30,000 Metres	1:45:50.0	Tegla Loroupe	KEN	Warstein	6 Jun 03	
3000 Metres Steeplechase	8:58.81	Gulnara Samitova-Galkina	RUS	Beijing	17 Aug 08	
100 Metres Hurdles	12.21	Yordanka Donkova	BUL	Stara Zagora	20 Aug 88	0.7
400 Metres Hurdles	52.34	Yuliya Pechonkina	RUS	Tula	8 Aug 03	
High Jump	2.09	Stefka Kostadinova	BUL	Roma	30 Aug 87	
Pole Vault	5.06	Yelena Isinbaeva	RUS	Zürich	28 Aug 09	
Long Jump	7.52	Galina Chistyakova	URS	Leningrad	11 Jun 88	1.4
Triple Jump	15.50	Inessa Kravets	UKR	Göteborg	10 Aug 95	0.9
Shot Put	22.63	Natalya Lisovskaya	URS	Moskva	7 Jun 87	
Discus Throw	76.80	Gabriele Reinsch	GDR	Neubrandenburg	9 Jul 88	
Hammer Throw	79.83 ^a	Anita Włodarczyk	POL	Wrocław	27 Jun 15	
	79.58	Anita Włodarczyk	POL	Berlin	31 Aug 14	
Javelin Throw	72.28	Barbora Špotáková	CZE	Stuttgart	13 Sep 08	
Heptathlon	7291	Jackie Joyner-Kersey	USA	Seoul	23/24 Sep 88	
	(100mH: 12.69/0.5; HJ: 1.86; SP: 15.80; 200m: 22.56/1.6; LJ: 7.27/0.7; JT: 45.66; 800m: 2:08.51)					
Decathlon	8358	Austra Skujytė	LTU	Columbia	15 Apr 05	
	(100m: 12.49/1.6; DT: 46.19; PV: 3.10; JT: 48.78; 400m: 57.19; 100H: 14.22w/2.4; LJ: 6.12/1.6; SP: 16.42; HJ: 1.78; 1500m: 5:15.86)					
10,000 Metres Walk	41:56.23	Nadyezhda Ryashkina	URS	Seattle	24 Jul 90	
20,000 Metres Walk	1:26:52.3	Olimpiada Ivanova	RUS	Brisbane	6 Sep 01	
4 x 100 Metres Relay	40.82	United States		London	10 Aug 12	
		(Tianna Madison, Allyson Felix, Bianca Knight, Carmelita Jeter)				
4 x 200 Metres Relay	1:27.46	United States "Blue"		Philadelphia	29 Apr 00	
		(LaTasha Jenkins, LaTasha Colander-Richardson, Nanceen Perry, Marion Jones)				
4 x 400 Metres Relay	3:15.17	USSR		Seoul	1 Oct 88	
		(Tatyana Ledovskaya 50.12, Olga Nazarova 47.82, Mariya Pinigina 49.43, Olga Bryzgina 47.80)				
4 x 800 Metres Relay	7:50.17	USSR		Moskva	5 Aug 84	
		(Nadyezhda Olizarenko, Lyubov Gurina, Lyudmila Borisova, Irina Podyalovskaya)				
Distance Medley Relay	10:36.50 ^a	United States		Nassau	2 May 15	
		(Treniere Moser 3:18.38/1200m, Sanya Richards-Ross 50.12/400m, Ajeé Wilson 2:00.08/800m, Shannon Rowbury 4:27.92/1600m)				
4 x 1500 Metres Relay	16:33.58	Kenya		Nassau	24 May 14	
		(Mercy Cherono 4:07.5, Faith Kipyegon 4:08.5, Irene Jelagat 4:10.5, Hellen Obiri 4:07.1)				

ROAD/MIXED: (+ = en route to longer distance)

10 Kilometres	30:21	Paula Radcliffe	GBR	San Juan	23 Feb 03
15 Kilometres	46:14+	Florence Kiplagat	KEN	Barcelona	15 Feb 15
20 Kilometres	61:54+	Florence Kiplagat	KEN	Barcelona	15 Feb 15
Half Marathon	65:09	Florence Kiplagat	KEN	Barcelona	15 Feb 15
25 Kilometres	1:19:53	Mary Keitany	KEN	Berlin	9 May 10
30 Kilometres	1:38:23+ ^a	Liliya Shobukhova	RUS	Chicago	9 Oct 11
	1:38:49+	Mizuki Noguchi	JPN	Berlin	25 Sep 05
Marathon	2:15:25	Paula Radcliffe	GBR	London	13 Apr 03
100 Kilometres	6:33:11	Tomeo Abe	JPN	Yubetsu	25 Jun 00
Ekiden Relay (6-stage) (5Km/10Km/7.195Km)	2:11:41	PR of China		Beijing	28 Feb 98
		Jiang Bo 15:42/5Km; Dong Yanmei 31:36/10Km; Zhao Fengdi 15:16/5Km; Ma Zaijie 31:01/10Km; Lan Lixin 15:50/5Km; Li Na 22:16/7.195Km			

ROAD/WOMEN ONLY: (none for 100Km & Ekiden Relay)

10 Kilometres	30:29	Asmae Leghzaoui	MAR	New York	8 Jun 02
15 Kilometres	46:59+	Lornah Kiplagat	NED	Udine	14 Oct 07
20 Kilometres	62:57+	Lornah Kiplagat	NED	Udine	14 Oct 07
Half Marathon	66:25	Lornah Kiplagat	NED	Udine	14 Oct 07
25 Kilometres	1:22:47+	Paula Radcliffe	GBR	Helsinki	14 Aug 05
30 Kilometres	1:39:11+	Mary Keitany	KEN	London	17 Apr 11
	1:39:11+	Edna Kiplagat	KEN	London	13 Apr 14
	1:39:11+	Florence Kiplagat	KEN	London	13 Apr 14
Marathon	2:17:42	Paula Radcliffe	GBR	London	17 Apr 05
20 Kilometres Walk	1:24:38 ^a	Liu Hong	CHN	La Coruña	6 Jun 15

IAAF WORLD CHAMPIONSHIP RECORDS

It is the policy of the IAAF to recognise “an IAAF World Championship Record” as the best performance achieved at a championship which conforms to all criteria for World Records (IAAF Rule 148) except that there is no obligatory doping control test.

Therefore, wind-assisted marks (see IAAF rules 148.9f and 148.12) should not be regarded as Championship Records.

MEN					Wind	
100 Metres	9.58	Usain Bolt	JAM	Berlin	16 Aug 09	0.9
200 Metres	19.19	Usain Bolt	JAM	Berlin	20 Aug 09	-0.3
400 Metres	43.18	Michael Johnson	USA	Sevilla	26 Aug 99	
800 Metres	1:43.06	Billy Konchellah	KEN	Roma	1 Sep 87	
1500 Metres	3:27.65	Hicham El Guerrouj	MAR	Sevilla	24 Aug 99	
5000 Metres	12:52.79	Eliud Kipchoge	MAR	Paris (Saint Denis)	31 Aug 03	
10,000 Metres	26:46.31	Kenenisa Bekele	ETH	Berlin	17 Aug 09	
Marathon	2:06.54	Abel Kirui	KEN	Berlin	22 Aug 09	
3000 Metres Steeplechase	8:00.43	Ezekiel Kemboi	KEN	Berlin	18 Aug 09	
110 Metres Hurdles	12.91	Colin Jackson	GBR	Stuttgart	20 Aug 93	0.5
400 Metres Hurdles	47.18	Kevin Young	USA	Stuttgart	19 Aug 93	
High Jump	2.41	Bogdan Bondarenko	UKR	Moskva	15 Aug 13	
Pole Vault	6.05	Dmitri Markov	AUS	Edmonton	9 Aug 01	
Long Jump	8.95	Mike Powell	USA	Tokyo	30 Aug 91	0.3
Triple Jump	18.29	Jonathan Edwards	GBR	Göteborg	7 Aug 95	1.3
Shot Put	22.23	Werner Günthör	SUI	Roma	29 Aug 87	
Discus Throw	70.17	Virgilius Alekna	LTU	Helsinki	7 Aug 05	
Hammer Throw	83.63	Ivan Tikhon	BLR	Osaka	27 Aug 07	
Javelin Throw	92.80	Jan Železný	CZE	Edmonton	12 Aug 01	
Decathlon	8902	Tomáš Dvořák	CZE	Edmonton	7 Aug 01	
		(10.60/0.8, 7.64/-0.7, 16.32, 2.00, 47.56, 13.61/0.8, 45.16, 5.00, 70.34, 4:35.40)				
20 Kilometres Walk	1:17:21	Jefferson Pérez	ECU	Paris (Saint Denis)	23 Aug 03	
50 Kilometres Walk	3:36:03	Robert Korzeniowski	POL	Paris (Saint Denis)	27 Aug 03	
4 x 100 Metres Relay	37.04	Jamaica		Daegu	4 Sep 11	
		(Nesta Carter, Michael Frater, Yohan Blake, Usain Bolt)				
4 x 400 Metres Relay	2:54.29	United States		Stuttgart	22 Aug 93	
		(Andrew Valmon, Quincy Watts, Butch Reynolds, Michael Johnson)				
4 x 400 Metres Relay Split	42.94	Michael Johnson		Stuttgart	22 Aug 93	

WOMEN					Wind	
100 Metres	10.70	Marion Jones	USA	Sevilla	22 Aug 99	-0.1
200 Metres	21.74	Silke Möller	GDR	Roma	3 Sep 87	1.2
400 Metres	47.99	Jarmila Kratochvílová	TCH	Helsinki	10 Aug 83	
800 Metres	1:54.68	Jarmila Kratochvílová	TCH	Helsinki	9 Aug 83	
1500 Metres	3:58.52	Tatyana Tomashova	RUS	Paris (Saint Denis)	31 Aug 03	
3000 Metres	8:28.71	Qu Yunxia	CHN	Stuttgart	16 Aug 93	
5000 Metres	14:38.59	Tirunesh Dibaba	ETH	Helsinki	13 Aug 05	
10,000 Metres	30:04.18	Berhane Adere	ETH	Paris (Saint Denis)	23 Aug 03	
Marathon	2:20:57	Paula Radcliffe	GBR	Helsinki	14 Aug 05	
3000 Metres Steeplechase	9:06.57	Yekaterina Volkova	RUS	Osaka	27 Aug 07	
100 Metres Hurdles	12.28	Sally Pearson	AUS	Daegu	3 Sep 11	1.1
400 Metres Hurdles	52.42	Melaine Walker	JAM	Berlin	20 Aug 09	
High Jump	2.09	Stefka Kostadinova	BUL	Roma	30 Aug 87	
Pole Vault	5.01	Yelena Isinbaeva	RUS	Helsinki	12 Aug 05	
Long Jump	7.36	Jackie Joyner-Kersey	USA	Roma	4 Sep 87	0.4
Triple Jump	15.50	Inessa Kravets	UKR	Göteborg	10 Aug 95	0.9
Shot Put	21.24	Natalya Lisovskaya	URS	Roma	5 Sep 87	
	21.24	Valerie Adams	NZL	Daegu	29 Aug 11	
Discus Throw	71.62	Martina Hellmann	GDR	Roma	31 Aug 87	
Hammer Throw	78.80	Tatyana Lysenko	RUS	Moskva	16 Aug 13	
Javelin Throw	71.99	Mariya Abakumova	RUS	Daegu	2 Sep 11	
	76.64 ^{old model}	Fatima Whitbread	GBR	Roma	6 Sep 87	
Heptathlon	7128	Jackie Joyner-Kersey	USA	Roma	1 Sep 87	
		(12.91/0.2, 1.90, 16.00, 22.95/1.2, 7.14/0.9, 45.68, 2:16.29)				
10,000 Metres Walk	42:55.49	Anna-Rita Sidoti	ITA	Athina	7 Aug 97	
10 Kilometres Walk	42:13	Irina Stankina	RUS	Göteborg	11 Aug 95	
20 Kilometres Walk	1:25:41	Olimpiada Ivanova	RUS	Helsinki	7 Aug 05	
4 x 100 Metres Relay	41.29	Jamaica		Moskva	10 Aug 13	
		(Carrie Russell, Kerron Stewart, Schillonie Calvert, Shelly-Ann Fraser-Pryce)				
4 x 400 Metres Relay	3:16.71	United States		Stuttgart	21 Aug 93	
		(Gwen Torrence, Maicel Malone, Natasha Kaiser-Brown, Jearl Miles)				
4 x 400 Metres Relay Split	47.75	Jarmila Kratochvílová		Helsinki	14 Aug 83	

BEST PERFORMANCES WITHIN COMBINED EVENTS**MEN****DECATHLON**

(Within a decathlon performance scoring more than 7000 points, or an indoor heptathlon scoring more than 5500 points, as at June 30, 2015)

100 Metres	10.21	Ashton Eaton	USA	Eugene	22 Jun 12	0.4
Long Jump	8.23	Ashton Eaton	USA	Eugene	22 Jun 12	0.8
Shot Put	19.17	Eddy Hubacher	SUI	Bern	5 Oct 69	
High Jump	2.30i	Derek Drouin	CAN	Geneva	22 Feb 13	
	2.27	Rolf Beilschmidt	GDR	Jena	1 Oct 77	
	2.27	Christian Schenk	GDR	Seoul	28 Sep 88	
400 Metres	45.68	Bill Toomey	USA	Ciudad de México	18 Oct 68	
(First day score)	4747W	Dan O'Brien	USA	New York	12 Jun 91	
	4738	Dan O'Brien	USA	Knoxville	15 Jun 94	
110m Hurdles	13.47	Frank Busemann	GER	Atlanta	1 Aug 96	0.3
Discus Throw	55.87	Bryan Clay	USA	Carson	24 Jun 05	
Pole Vault	5.76	Tim Lobinger	GER	Leverkusen	16 Sep 99	
Javelin Throw	79.80	Peter Blank	GER	Emmelshausen	19 Jul 92	
1500 Metres	3:58.7	Robert Baker	USA	Austin	3 Apr 80	
(Second day score)	4455	Dave Johnson	USA	New Orleans	27 Jun 92	

WORLD CHAMPIONSHIP DECATHLON

100 Metres	10.34	Chris Huffins	USA	Göteborg	6 Aug 95	0.8
Long Jump	8.07	Tomáš Dvořák	CZE	Edmonton	6 Aug 01	0.9
Shot Put	17.54	Michael Smith	CAN	Athína	5 Aug 97	
High Jump	2.25	Christian Schenk	GDR	Roma	3 Sep 87	
400 Metres	46.02	Ashton Eaton	USA	Moskva	10 Aug 13	
(First day score)	4638	Dean Macey	GBR	Edmonton	6 Aug 01	
110m Hurdles	13.55	Frank Busemann	GER	Athína	6 Aug 97	0.8
Discus Throw	53.68	Bryan Clay	USA	Helsinki	5 Aug 05	
Pole Vault	5.50	Sébastien Levicq	FRA	Sevilla	25 Aug 99	
Javelin Throw	75.19	Leonel Suárez	CUB	Berlin	20 Aug 09	
1500 Metres	4:11.82	Beat Gähwiler	SUI	Tokyo	30 Aug 91	
(Second day score)	4380	Sébastien Levicq	FRA	Sevilla	25 Aug 99	

WOMEN

(Within a heptathlon performance scoring more than 5000 points, or an indoor pentathlon scoring more than 4200 points, as at June 30, 2015)

100m Hurdles	12.54	Jessica Ennis	GBR	London	3 Aug 12	1.3
High Jump	1.99i	Tia Hellebaut	BEL	Valencia	7 Mar 08	
	1.97	Tia Hellebaut	BEL	Götzis	27 May 06	
	1.97	Nafissastou Thiam	BEL	Zürich	14 Aug 14	
Shot Put	20.27i	Eva Wilms	GER	Berlin	30 Jan 77	
	17.31	Austra Skujytė	LTU	London	3 Aug 12	
200 Metres	22.30	Jackie Joyner-Kersey	USA	Indianapolis	15 Jul 88	0.0
(First day score)	4367	Jackie Joyner-Kersey	USA	Indianapolis	15 Jul 88	
Long Jump	7.27	Jackie Joyner-Kersey	USA	Seoul	24 Sep 88	0.7
Javelin Throw	60.60	Barbora Špotáková	CZE	Talence	16 Sep 12	
	64.64 ^{old model}	Tessa Sanderson	GBR	Bruxelles	12 Jul 81	
800 Metres	2:01.84	Nadine Debois	FRA	Talence	27 Sep 87	
(Second day score)	3027	Jackie Joyner-Kersey	USA	Seoul	24 Sep 88	

WORLD CHAMPIONSHIP HEPTATHLON

100m Hurdles	12.78	Enunice Barber	FRA	Edmonton	4 Aug 01	0.5
High Jump	1.95	Carolina Klüft	SWE	Osaka	25 Aug 07	
Shot Put	17.03	Austra Skujytė	LTU	Osaka	25 Aug 07	
200 Metres	22.84	Dafne Schippers	NED	Moskva	12 Aug 13	0.0
(First day score)	4256	Jackie Joyner-Kersey	USA	Roma	31 Aug 87	
Long Jump	7.14	Jackie Joyner-Kersey	USA	Roma	1 Sep 87	0.9
Javelin Throw	56.36	Margaret Simpson	GHA	Helsinki	7 Aug 05	
800 Metres	2:05.17	Nadine Debois	FRA	Roma	1 Sep 87	
(Second day score)	2953	Tatyana Chernova	RUS	Daegu	30 Aug 11	

21st CENTURY WORLD BESTS

The best performances in World Championship events since January 1, 2000 as at June 30, 2015

MEN						
100 Metres	9.58	Usain Bolt	JAM	Berlin	16 Aug 09	0.9
200 Metres	19.19	Usain Bolt	JAM	Berlin	20 Aug 09	-0.3
400 Metres	43.45	Jeremy Wariner	USA	Osaka	31 Aug 07	
800 Metres	1:40.91	David Rudisha	KEN	London	9 Aug 12	
1500 Metres	3:26.12	Hicham El Guerrouj	MAR	Monaco	24 Aug 01	
3000 Metres	7:25.02	Ali Saïdi-Sief	ALG	Monaco	18 Aug 00	
5000 Metres	12:37.35	Kenenisa Bekele	ETH	Hengelo	31 May 04	
10,000 Metres	26:17.53	Kenenisa Bekele	ETH	Bruxelles	26 Aug 05	
Marathon	2:02:57	Dennis Kimetto	KEN	Berlin	28 Sep 14	
3000 Metres Steeplechase	7:53.63	Saïf Saaeed Shaheen	QAT	Bruxelles	3 Sep 04	
110 Metres Hurdles	12.80	Aries Merritt	USA	Bruxelles	7 Sep 12	0.3
400 Metres Hurdles	47.24	Kerron Clement	USA	Carson	26 Jun 05	
High Jump	2.43	Mutaz Essa Barshim	QAT	Bruxelles	5 Sep 14	
Pole Vault	6.16i	Renaud Lavillenie	FRA	Edmonton	15 Feb 14	
	6.05	Dmitri Markov	AUS	Edmonton	9 Aug 01	
	6.05	Renaud Lavillenie	FRA	Eugene	30 May 15	
Long Jump	8.74	Dwight Phillips	USA	Eugene	7 Jun 09	-1.2
Triple Jump	18.08	Pedro Pablo Pichardo	CUB	Doha	15 May 15	0.0
Shot Put	22.67	Kevin Toth	USA	Lawrence	19 Apr 03	
Discus Throw	73.88	Virgilijus Alekna	LTU	Kaunas	3 Aug 00	
Hammer Throw	84.90	Vadim Devyatovski	BLR	Stayki	21 Jul 05	
Javelin Throw	92.80	Jan Železný	CZE	Edmonton	12 Aug 01	
Decathlon	9039	Ashton Eaton	USA	Eugene	23 Jun 12	
	(10.21/0.4, 8.23/0.8, 14.20, 2.05, 46.70, 13.70/-0.8, 42.81, 5.30, 58.87, 4:14.48)					
20 Kilometres Walk	1:16:36	Yusuke Suzuki	JPN	Nomi	15 Mar 15	
50 Kilometres Walk	3:32:33	Yohann Diniz	FRA	Zürich	15 Aug 14	
4 x 100 Metres Relay	36.84	Jamaica		London	11 Aug 12	
		(Nesta Carter, Michael Frater, Yohan Blake, Usain Bolt)				
4 x 400 Metres Relay	2:55.39	United States		Beijing	23 Aug 08	
		(LaShawn Merritt, Angelo Taylor, David Neville, Jeremy Wariner)				
4 x 400 Metres Relay Split	43.10	Jeremy Wariner	USA	Daegu	2 Sep 07	
WOMEN						
100 Metres	10.64	Carmelita Jeter	USA	Shanghai	20 Sep 09	1.2
200 Metres	21.69	Allyson Felix	USA	Eugene	30 Jun 12	1.0
400 Metres	48.70	Sanya Richards-Ross	USA	Athina	16 Sep 06	
800 Metres	1:54.01	Pamela Jelimo	KEN	Zürich	29 Aug 08	
1500 Metres	3:55.17i	Genzebe Dibaba	ETH	Karlsruhe	1 Feb 14	
	3:55.33	Süreyya Ayhan	TUR	Bruxelles	5 Sep 03	
3000 Metres	8:16.60i	Genzebe Dibaba	ETH	Stockholm	6 Feb 14	
	8:20.68	Hellen Obiri	KEN	Doha	9 May 14	
5000 Metres	14:11.15	Tirunesh Dibaba	ETH	Oslo	6 Jun 08	
10,000 Metres	29:53.80	Meselech Melkamu	ETH	Utrecht	14 Jun 09	
Marathon	2:15:25	Paula Radcliffe	GBR	London	13 Apr 03	
3000 Metres Steeplechase	8:58.81	Gulnara Samitova-Galkina	RUS	Beijing	17 Aug 08	
100 Metres Hurdles	12.26	Brianna Rollins	USA	Des Moines	22 Jun 13	1.2
400 Metres Hurdles	52.34	Yuliya Pechonkina	RUS	Tula	8 Aug 03	
High Jump	2.08i	Kajsa Bergqvist	SWE	Arnstadt	2 Feb 06	
	2.08	Blanka Vlašić	CRO	Zagreb	31 Aug 09	
Pole Vault	5.06	Yelena Isinbaeva	RUS	Zürich	28 Aug 09	
Long Jump	7.42	Tatyana Kotova	RUS	Annecy	23 Jun 02	
Triple Jump	15.39	Françoise Mbango	CMR	Beijing	17 Aug 08	0.5
Shot Put	21.70i	Nadezhda Ostapchuk	BLR	Mogilyov	29 Aug 11	
	21.58	Nadezhda Ostapchuk	BLR	Minsk	18 Jul 12	
Discus Throw	71.08	Sandra Perković	CRO	Zürich	16 Aug 14	
Hammer Throw	79.83	Anita Włodarczyk	POL	Wrocław	27 Jun 15	
Javelin Throw	72.28	Barbora Špotáková	CZE	Stuttgart	13 Sep 08	
Heptathlon	7032	Carolina Klüft	SWE	Osaka	26 Aug 07	
	(13.15/0.1, 1.95, 14.81, 23.38/0.3, 6.85/1.0, 47.98, 2:12.56)					
20 Kilometres Walk	1:24:38	Liu Hong	CHN	La Coruña	6 Jun 15	
4 x 100 Metres Relay	40.82	United States		London	10 Aug 12	
		(Tianna Madison, Allyson Felix, Bianca Knight, Carmelita Jeter)				
4 x 400 Metres Relay	3:16.87	United States		London	11 Aug 12	
		(Deedee Trotter, Allyson Felix, Francena McCorory, Sanya Richards-Ross)				
4 x 400 Metres Relay Split	48.0	Allyson Felix	USA	Daegu	2 Sep 07	

IAAF WORLD CHAMPIONSHIP FACTS & FIGURES

The participation totals here are the numbers of athletes who actually competed
Not counted are reserves, those who were declared but did not start, and competitors in exhibition disability events

VM i gång

THE WORLD CHAMPIONSHIPS IN WALKING

50 km 1976

IAAF World Championship

Men's 50 Kilometre Walk

Malmö, Sweden – September 18, 1976
Contested by **42** athletes from **20** countries
Number of countries providing:
Champions: **1**; Medallists: **3**; Top 8: **5**



wereldkampioenschappen atletiek dames '80 sittard

IAAF World Championship

Women's 3000m & 400m Hurdles

Stadium "De Baandert"
Sittard, Netherlands – August 14-16, 1980
Contested by **45** athletes from **22** countries
Number of countries providing:
Champions: **2**; Medallists: **4**; Finalists/top 8: **12**



IAAF World Championships (1)

Olympic Stadium
Helsinki, Finland – August 7-14, 1983
Contested by **1333** athletes from **153** countries
Number of countries providing:
Champions: **14**; Medallists: **25**; Finalists/top 8: **44**



IAAF World Championships (2)

Olympic Stadium
Rome, Italy – August 28-September 6, 1987
Contested by **1419** athletes from **156** countries
Number of countries providing:
Champions: **14**; Medallists: **27**; Finalists/top 8: **47**



IAAF World Championships (3)

Olympic Stadium
Tokyo, Japan – August 23-September 1, 1991
Contested by **1491** athletes from **162** countries
Number of countries providing:
Champions: **16**; Medallists: **29**; Finalists/top 8: **52**



IAAF World Championships (4)

Gottlieb-Daimler Stadium
Stuttgart, Germany – August 13-22, 1993
Contested by **1630** athletes from **187** countries
Number of countries providing:
Champions: **20**; Medallists: **36**; Finalists/top 8: **66**



IAAF World Championships (5)

Ullevi Stadium
Gothenburg, Sweden – August 4-13, 1995
Contested by **1755** athletes from **190** countries
Number of countries providing:
Champions: **24**; Medallists: **43**; Finalists/top 8: **69**



IAAF World Championships (6)

"Spyridon Louis" Olympic Stadium, Athens. For Opening ceremony and marathon, Panathinaikon Stadium
Athens, Greece – August 1-10, 1997
Contested by **1785** athletes from **197** countries
Number of countries providing:
Champions: **26**; Medallists: **41**; Finalists/top 8: **68**



IAAF World Championships (7)
Olympic Stadium, La Cartuja
Seville, Spain – August 20-29, 1999
Contested by **1750** athletes from **200** countries
Number of countries providing:
Champions: **22**; Medallists: **42**; Finalists/top 8: **61**



IAAF World Championships (8)
Commonwealth Stadium
Edmonton, Canada – August 3-12, 2001
Contested by **1677** athletes from **189** countries
Number of countries providing:
Champions: **23**; Medallists: **42**; Finalists/top 8: **68**



IAAF World Championships (9)
Stade de France
Paris Saint-Denis, France – August 23-31, 2003
Contested by **1679** athletes from **198** countries
Number of countries providing:
Champions: **23**; Medallists: **43**; Finalists/top 8: **68**



IAAF World Championships (10)
Olympic Stadium
Helsinki, Finland – August 6-14, 2005
Contested by **1688** athletes from **191** countries
Number of countries providing:
Champions: **21**; Medallists: **40**; Finalists/top 8: **67**



IAAF World Championships (11)
Nagai Stadium
Osaka, Japan – August 25-September 2, 2007
Contested by **1800** athletes from **197** countries
Number of countries providing:
Champions: **22**; Medallists: **46**; Finalists/top 8: **73**



IAAF World Championships (12)
Olympic Stadium
Berlin, Germany – August 15-22, 2009
Contested by **1895** athletes from **200** countries
Number of countries providing:
Champions: **19**; Medallists: **37**; Finalists/top 8: **68**



IAAF World Championships (13)
Daegu Stadium
Daegu, Korea – August 27-September 4, 2011
Contested by **1742** athletes from **199** countries
Number of countries providing:
Champions: **16**; Medallists: **41**; Finalists/top 8: **70**



IAAF World Championships (14)
Luzhniki Stadium
Moscow, Russia – August 10-18, 2013
Contested by **1784** athletes from **203** countries
Number of countries providing:
Champions: **18**; Medallists: **38**; Finalists/top 8: **69**



IAAF World Championships (15)
Beijing National Stadium
Beijing, PR of China – August 22-30, 2015

PERFORMANCE TRENDS

These tables show the trends in the standard of performance at successive World Championships. For each event, the winning mark is given along with that for eighth best and the best non-qualifying performances. The best mark in each category is shown in bold

MEN	Category	1983	1987	1991	1993	1995	1997	1999	2001	2003	2005	2007	2009	2011	2013	
100m	Gold	10.07	9.93	9.86	9.87	9.97	9.86	9.80	9.82	10.07	9.88	9.85	9.58	9.92	9.77	
	8th	10.36	-	10.14	10.18	10.29	10.29	10.24	-	-	10.20	10.29	10.34	-	10.21	
	Dnq/sf	10.40	10.24	10.17	10.20	10.20	10.18	10.13	10.26	10.19	10.08	10.19	10.10	10.14	10.00	
	Dnq/af	10.44	10.38	10.19	10.32	10.29	10.22	10.16	10.15w	10.14	10.34	10.29	10.09	-	-	
	Dnq/ht	10.58	10.50	10.44	10.56	10.47	10.41	10.45	10.51	10.28	10.49	10.46	10.40	10.42	10.21	
	Dnq/pr	-	-	-	-	-	-	-	-	-	-	-	-	11.21	10.77	
200m	Gold	20.14	20.16	20.01	19.85	19.79	20.04w	19.90	20.04	20.30	20.04	19.76	19.19	19.40	19.67	
	8th	20.80	20.78	20.78	20.56	20.77	20.44w	-	20.38	20.62	20.27	20.75	20.68	-	20.37	
	Dnq/sf	20.69w	20.47	20.52	20.52	20.39	20.43	20.25	20.38	20.43	20.72	20.36	20.43	20.58	20.36	
	Dnq/af	20.99	20.90	20.69	20.81	20.60	20.73	20.59	20.43	20.56	21.16	20.65	20.68	-	-	
	Dnq/ht	21.66	21.36	21.07	20.99	20.83	20.75	20.79	20.87	20.87	20.94	20.85	20.97	20.75	20.60	
400m	Gold	45.05	44.33	44.57	43.65	43.39	44.12	43.18	44.64	44.50	43.93	43.45	44.06	44.63	43.74	
	8th	45.91	46.77	45.47	45.68	45.50	-	-	-	-	45.46	45.40	45.90	45.55	45.03	
	Dnq/sf	45.73	44.97	45.34	44.85	45.41	45.07	44.51	45.14	44.99	46.07	44.95	44.93	45.43	45.03	
	Dnq/af	46.22	45.76	45.68	45.57	45.64	45.44	45.23	-	-	-	-	-	-	-	
	Dnq/ht	47.50	46.56	46.86	47.91	46.41	46.48	46.42	45.82	45.68	45.91	45.44	45.77	46.42	46.23	
800m	Gold	1:43.65	1:43.06	1:43.99	1:44.71	1:45.08	1:43.38	1:43.30	1:43.70	1:44.81	1:44.24	1:47.09	1:45.29	1:43.91	1:43.31	
	8th	1:46.56	1:49.21	1:47.65	1:46.17	1:53.12	1:49.02	1:46.79	1:46.68	1:46.28	1:46.20	1:47.58	1:46.17	1:45.93	1:46.57	
	Dnq/sf	1:45.70	1:45.36	1:45.98	1:45.66	1:48.05	1:46.02	1:45.78	1:45.21	1:46.40	1:44.90	1:45.31	1:45.40	1:45.06	1:44.89	
	Dnq/af	-	1:46.25	-	-	-	1:46.45	-	-	-	-	-	-	-	-	
	Dnq/ht	1:47.54	1:49.52	1:46.82	1:47.99	1:46.45	1:47.76	1:46.86	1:47.17	1:46.75	1:47.74	1:46.24	1:47.07	1:46.94	1:46.80	
1500m	Gold	3:41.59	3:36.80	3:32.84	3:34.24	3:33.73	3:35.83	3:27.65	3:30.68	3:31.77	3:37.88	3:34.77	3:35.93	3:35.69	3:36.28	
	8th	3:43.75	3:41.19	3:36.56	3:37.76	3:37.02	3:37.66	3:34.02	3:36.54	3:34.37	3:41.01	3:35.69	3:37.62	3:37.31	3:37.52	
	Dnq/sf	3:38.36	3:38.24	3:41.61	3:42.11	3:38.61	3:39.45	3:37.77	3:36.77	3:40.13	3:37.20	3:41.17	3:37.27	3:37.44	3:36.94	
	Dnq/ht	3:41.51	3:41.44	3:42.76	3:41.05	3:40.65	3:38.02	3:39.70	3:39.57	3:51.34	3:41.70	3:42.08	3:40.05	3:41.17	3:40.01	
	5000m	Gold	13:28.53	13:26.44	13:14.45	13:02.75	13:16.77	13:07.38	12:58.13	13:00.77	12:52.79	13:32.55	13:45.87	13:17.09	13:33.16	13:26.98
8th		13:36.08	13:30.94	-	13:25.99	13:23.41	13:34.52	13:20.81	13:20.24	13:05.57	13:34.98	13:51.01	13:20.23	13:26.67	13:29.87	
Dnq/sf		-	13:38.56	-	-	-	-	-	-	-	-	-	-	-	-	
Dnq/ht		14:52.26	13:30.16	13:54.41	13:40.21	13:29.43	13:34.52	13:37.87	13:37.27	13:42.88	13:22.87	13:47.30	13:23.86	13:44.09	13:31.08	
10,000m		Gold	28:01.04	27:36.63	27:38.74	27:46.02	27:12.95	27:24.58	27:57.27	27:53.25	26:49.57	27:08.33	27:05.90	26:46.31	27:13.81	27:21.71
	8th	28:09.05	28:11.38	28:12.77	28:36.88	27:52.55	28:07.06	28:15.58	27:58.06	27:45.46	27:08.96	28:25.67	27:37.99	27:34.11	27:29.21	
	Dnq/ht	28:12.79	-	28:17.13	28:40.69	28:14.76	28:20.50	-	-	-	-	-	-	-	-	
	Marathon	Gold	2:10:03	2:11:48	2:14:57	2:13:57	2:11:41	2:13:16	2:13:36	2:12:42	2:08:31	2:10:10	2:15:59	2:06:54	2:07:38	2:09:51
		8th	2:11:15	2:14:41	2:17:03	2:18:52	2:16:13	2:17:44	2:16:17	2:17:05	2:10:35	2:12:51	2:19:21	2:14:04	2:11:57	2:11:43
3000mSC		Gold	8:15.06	8:08.57	8:12.59	8:06.36	8:04.16	8:05.84	8:11.76	8:15.16	8:04.39	8:13.31	8:13.82	8:00.43	8:14.85	8:06.01
		8th	8:20.45	8:20.45	8:26.79	8:23.42	8:18.57	8:16.01	8:18.17	-	8:20.87	8:17.16	8:19.96	8:12.95	8:14.47	8:19.69
		Dnq/sf	8:23.39	-	-	-	8:24.13	8:26.22	-	-	-	-	-	-	-	-
	Dnq/ht	8:32.62	8:22.75	8:29.20	8:27.26	8:31.10	8:32.02	8:17.75	8:32.70	8:22.32	8:21.84	8:25.17	8:24.07	8:26.75	8:24.88	
	110mH	Gold	13.42	13.21	13.06	12.91	13.00	12.93	13.04	13.04	13.12	13.07	12.95	13.14	13.16	13.00
8th		13.82	-	13.46	14.13	13.43	-	13.54	13.84	-	13.48	13.39	13.57	-	13.51	
Dnq/sf		13.76	13.62	13.65	13.38	13.45	13.49	13.35	13.42	13.53	13.44	13.36	13.42	13.57	13.35	
Dnq/af		-	-	-	-	13.52	13.50	13.53	-	-	-	-	-	-	-	
Dnq/ht		13.97	13.81	13.47	13.83	13.85	13.89	13.79	13.82	13.74	14.12	13.67	13.67	13.56	13.52	
400mH	Gold	47.50	47.46	47.64	47.18	47.98	47.70	47.72	47.49	47.25	47.30	47.61	47.91	48.26	47.69	
	8th	49.78	49.46	50.28	49.23	49.86	49.51	49.06	-	72.10	-	-	50.11	49.32	49.08	
	Dnq/sf	49.51	48.56	49.53	49.21	48.94	48.45	48.95	48.99	48.64	48.64	48.44	48.80	49.08	48.55	
	Dnq/ht	50.68	50.04	49.77	49.96	49.33	49.56	49.48	50.26	49.66	50.35	49.67	49.60	49.82	50.02	
	HJ	Gold	2.32	2.38	2.38	2.40	2.37	2.37	2.37	2.36	2.35	2.32	2.35	2.32	2.35	2.41
8th		2.26	2.29	2.28	2.31	2.25	2.29	2.29	2.25	2.29	2.29	2.26	2.23	2.29	2.29	
Dnq		2.18	2.24	2.24	2.25	2.27	2.23	2.26	2.25	2.27	2.24	2.26	2.27	2.28	2.26	
PV	Gold	5.70	5.85	5.95	6.00	5.92	6.01	6.02	6.05	5.90	5.80	5.86	5.90	5.90	5.89	
	8th	5.40	5.60	5.60	5.70	5.60	5.70	5.70	5.75	5.70	5.50	5.81	5.65	5.65	5.65	
	Dnq	5.40	5.30	5.45	5.65	5.55	5.60	5.55	5.70	5.60	5.45	5.65	5.55	5.50	5.40	
LJ	Gold	8.55	8.67	8.95	8.59	8.70	8.42	8.56	8.40	8.32	8.60	8.57	8.54	8.45	8.56	
	8th	7.89	8.10	7.99w	7.93	7.93	7.88	7.99	7.92	7.93	8.06w	7.78	8.06	8.17	8.02	
	Dnq	7.87	7.93	8.00	7.90	7.88	7.93	7.90	7.79	7.94	7.91	7.93	8.01	8.02	7.89	
TJ	Gold	17.42	17.92	17.78	17.86	18.29	17.85	17.59	17.92	17.72	17.57	17.74	17.73	17.96	18.04	
	8th	16.76	17.23w	16.92	17.12	16.93	17.11	17.00	16.72	16.86	17.09	16.85	16.89	17.17	16.74	
	Dnq	16.29	16.51	16.79	16.86	16.60w	16.83	16.68	16.62	16.63	16.63	16.65	16.94	16.74	16.63	
SP	Gold	21.39	22.23	21.67	21.97	21.47	21.44	21.79	21.87	21.69	21.73	22.04	22.03	21.78	21.73	
	8th	19.85	20.15	19.34	19.53	19.38	19.91	19.93	20.63	19.84	20.09	20.23	20.00	20.18	20.39	
	Dnq	19.48	19.62	18.90	19.37	18.99	19.61	19.73	19.74	19.95	19.83	19.91	20.04	20.06	19.63	
DT	Gold	67.72	68.74	66.20	67.72	68.76	68.54	69.08	69.72	69.69	70.17	68.94	69.43	68.97	69.11	
	8th	63.22	63.64	61.44	61.06	63.18	63.06	63.59	65.27	64.39	63.77	64.33	63.17	63.54	63.38	
	Dnq	59.54	61.64	61.90	60.88	60.68	61.48	62.71	61.73	61.98	62.41	62.67	62.24	62.29	62.28	
HT	Gold	82.68	83.06	81.70	81.64	81.56	81.78	80.24	83.38	83.05	82.60	83.63	80.84	81.24	81.97	
	8th	76.64	77.06	73.64	76.22	76.18	77.14	76.96	79.34	77.79	76.05	79.66	76.00	77.04	77.57	
	Dnq	72.06	75.10	72.90	73.90	74.44	75.									

WOMEN	Category	1983	1987	1991	1993	1995	1997	1999	2001	2003	2005	2007	2009	2011	2013
SP	Gold	21.05	21.24	20.83	20.57	21.22	20.71	19.85	20.61	20.63	19.64	20.54	20.44	21.24	20.88
	8th	19.47	20.29	18.83	19.27	18.81	17.83	18.12	18.73	18.28	18.01	18.39	18.74	19.26	18.09
	Dnq	16.99	18.43	17.99	18.12	17.87	17.87	17.89	17.71	17.95	17.85	18.19	17.99	18.28	17.87
DT	Gold	68.94	71.62	71.02	67.40	68.64	66.82	68.14	67.10	67.32	66.56	66.61	65.44	66.52	67.99
	8th	62.50	62.30	63.62	62.06	61.16	61.40	63.43	60.49	61.61	59.37	59.37	60.92	62.08	62.80
	Dnq	57.64	58.50	59.16	61.18	59.56	59.62	62.20	62.27	59.77	58.93	60.44	61.02	59.88	60.09
HT	Gold	-	-	-	-	-	-	75.20	70.65	73.30	73.08	74.76	77.96	77.13	78.80
	8th	-	-	-	-	-	-	64.03	65.43	68.39	64.76	70.36	71.56	69.88	72.70
	Dnq	-	-	-	-	-	-	-	64.34	65.29	66.36	68.15	69.58	68.89	69.86
JT	Gold	70.82old	76.64old	68.78old	69.18old	67.56old	68.78old	67.09	69.53	66.52	71.70	67.07	67.30	71.99	69.05
	8th	62.04old	64.90old	62.26old	61.24old	59.82old	63.76old	62.67	61.01	59.60	57.99	61.03	60.29	59.27	61.30
	Dnq	60.64old	60.60old	60.34old	59.26old	59.30old	60.72old	59.50	58.26	58.50	58.74	59.52	58.98	59.15	60.32
Heptathlon	Gold	6714	7128	6672	6837	6651	6739	6861	6694	7001	6887	7032	6781	6880	6586
	8th	6155	6211	6370	6341	6258	6277	6262	6061	6134	6174	6327	6288	6297	6326
10km Walk	Gold	-	44:12	42:57	42:59	42:13	42:55.49	-	-	-	-	-	-	-	-
	8th	-	45:27	44:11	43:56	42:46	45:00.56	-	-	-	-	-	-	-	-
	Dnq/nt	-	-	-	-	-	44:51.81	-	-	-	-	-	-	-	-
20Km Walk	Gold	-	-	-	-	-	-	1:30:50	1:27:48	1:26:52	1:25:41	1:30:09	1:28:09	1:29:42	1:27:08
	8th	-	-	-	-	-	-	1:32:19	1:31:40	1:29:44	1:30:07	1:33:23	1:31:23	1:31:40	1:29:17
4x100mR	Gold	41.76	41.58	41.94	41.49	42.12	41.47	41.92	42.32	41.78	41.78	41.98	42.06	41.56	41.29
	8th	43.78	-	43.79	43.86	-	43.32	43.52	-	-	43.49	43.57	43.71	-	-
	Dnq/nt	44.20	43.95	43.43	44.36	43.90	43.15	43.80	43.89	43.64	43.40	43.39	43.63	43.44	43.01
4x400mR	Gold	3:19.73	3:18.63	3:18.43	3:16.71	3:22.39	3:20.92	3:21.98	3:20.65	3:22.63	3:20.32	3:18.55	3:17.83	3:18.09	3:20.19
	8th	3:35.61	3:30.24	3:29.07	3:28.52	-	3:30.63	3:29.56	3:27.93	-	-	3:29.14	3:36.99	-	-
	Dnq/nt	3:34.17	3:29.78	3:30.32	3:30.37	3:26.27	3:35.56	3:27.99	3:28.68	3:29.65	3:39.03	3:29.97	3:29.17	3:26.48	3:29.75

WORLD CHAMPIONSHIPS SUPERLATIVES

A total of **12,834** athletes from **222** different country teams (counting 1993's Yugoslavian "Independent World Championship" (IWP) participants) have competed in the IAAF World Championships, **4528** reaching finals, **1410** winning medals, of which **539** have won golds. A total of **82** athletes have had their results disqualified due to doping violations (as at June 30, 2015).

The biggest IAAF World Championships were Berlin 2009 with 1895 participants from 200 countries. The most countries, 203 appeared at the 2013 edition in Moscow.

The first IAAF World Champion was Veniamin Soldatenko (URS/KAZ), who won the 50 Kilometres Walk in 1976. The first in the main championships was marathoner Grete Waitz (NOR) in 1983.

The most medals won by an individual at the World Championships is 14 (three gold, four silver & seven bronze) by Merlene Ottey (JAM) at 100m, 200m & 4x100m Relay between 1983 and 1997. The most by a man is 10 by Carl Lewis (USA) in 1983-1993 and Usain Bolt (JAM) in 2007-2013. Among countries, the United States have won a record total of 301 medals, comprising 138 golds, 88 silvers and 75 bronzes.

The most golds won by an individual is eight by four athletes Carl Lewis (USA) and Usain Bolt (JAM) as noted above and Michael Johnson (USA) in 1991-1999 and Allyson Felix (USA) in 2005-2011. The most individual golds won is six by pole vaulter Sergey Bubka (URS/UKR) in 1983-1999 and also Johnson.

The most medals won at a single championship is four by four women, across the 100m, 200m or 400m and relays. These are Marita Koch (GDR) 1983, Kathrin Krabbe (GER) 1991, Gwen Torrence (USA) 1993 and Allyson Felix 2011. Koch's total included three golds, a record matched in 2007 by Felix; five men have also won three golds in the same year, Carl Lewis in 1983/87, Maurice Greene (USA) 1999, Michael Johnson 1995, Tyson Gay (USA) 2007 and Usain Bolt (JAM) 2009 & 2013. The most medals won by a country at a single championship is 31 by the GDR in 1987.

The greatest success in a single event was achieved by Sergey Bubka with six golds from six appearances in 1983-1997. The best by a woman, individually, is six medals (two golds, a silver and three bronzes) at 200m by Merlene Ottey in 1983-1997. Beverly McDonald (JAM) and Jearl Miles-Clark (USA) each also won six medals at 4x100m and 4x400m relays respectively.

The closest finish to a World Championship event came in the women's 100m in Stuttgart 1993, when Gail Devers (USA) beat Merlene Ottey by one thousandth of a second (10.811 to 10.812). The margin of victory in the 2007 women's 100m was 0.002 involving another American-Jamaican rivalry: Veronica Campbell (JAM) 11.006 over Lauryn Williams (USA) 11.008.

The oldest World Champion is Ellina Zvereva (BLR), winner of the 2001 discus throw at 40 years 269 days. The oldest male champion is Veniamin Soldatenko, winner of the 1976 50Km walk at 37 years 258 days.

The youngest gold medallist is Merlene Frazer (JAM) who at 17 years 248 days was part of the winning Jamaican 4x100m Relay squad in 1991. The youngest individual champion is Tirunesh Dibaba (ETH), 5000m winner in 2003 at 17 years 333 days. The youngest male champion is Ismael Kirui (KEN), 5000m winner in 1993 at 18 years 177 days.

The most championships contested is 11 by race walkers Susana Feitór (POR) and Jesús Ángel García (ESP). A fuller list of most appearances is given on page 31.

Medal sweeps have been achieved by six countries: USA – Men's 100m in 1983, & 1991, 200m 2005, 400m 2007 and Long Jump in 1983 & 1991; GDR – Women's 400m Hurdles in 1980 & Heptathlon in 1983; PR of China – Women's 3000m in 1993; Kenya – Men's 3000m Steeplechase in 1997 & 2007 and women's 10,000m & Marathon in 2011; Russia – Men's 20 Kilometres Walk in 2001 and Women's Long Jump in 2007; Ethiopia – Men's 10,000m in 2003 and Women's 5000m in 2005 & 10,000m in 2001 & 2005. The USA in the 2005 men's 200m and Ethiopia in the 2005 women's 5000m filled the first four places because their teams in those instances included the defending champions.

ENTRY STANDARDS AT IAAF WORLD CHAMPIONSHIPS

The 2015 World Championships will see a new system of qualification and conditions designed by the IAAF to produce optimally-sized fields across all events. Here is a look back at standards and rules for all previous editions.

For the first championships in 1983, the basic system of qualification was set for the next two decades. Two tiers of standards were established, labelled 'A' and 'B'. The tougher 'A' standard marks were required for more than one competitor per event. Otherwise, a single 'B' standard mark competitor was allowed to compete in each event. IAAF members without any available qualified athletes were entitled to send one male and one female athlete irrespective of entry standards. Major rule changes have been:

- 1997 The IAAF Council voted to amend competition regulations so that defending World Champions were invited as "wild cards", selections in addition to the usual quota. That meant that IAAF members with such individuals could field as many as four competitors in an event. It was also agreed that the host country of the World Championships could enter one athlete in each event (and a team in each relay) regardless of the entry standard. The IAAF World Marathon Cup was incorporated with the World Championships and up to five were allowed to start for each team. (The cup was discontinued after 2011, but until 2015 five starters were still been allowed in order to maintain numbers in the races).
- 2007 It was permitted for IAAF members to have a single 'B' standard athlete to compete alongside one or two 'A' listers. The top 10 finishers at IAAF Gold Label marathons held within the qualification period were considered as having achieved the 'A' standard. The first 20 of the Berlin, Boston, Chicago, London and New York City marathons were considered as having achieved the 'A' standard.
- 2009 The reigning individual Area Champions were automatically qualified.
- 2013 The wild card entitlement was extended to the reigning Diamond Race and IAAF Hammer Throw Challenge winners, though only one athlete per country per event could be selected on that basis. So IAAF members blessed with two such eligible athletes in the same event needed to choose for themselves which one gained the free entry. Members with no qualified performers were restricted to a single unqualified entry (rather than a man and a woman). The opportunities to be considered as having achieved the 'A' standard were increased to include:
 The top 15 finishers in senior races at the IAAF World Cross Country Championships (for 10,000m)
 The top three in the IAAF Combined Events Challenge
 The top three in the IAAF World Walking Challenge (for 20Km Walk)
- 2015 Basic entries are to be determined by a single qualifying standard in each event. Additions are to come from the existing wild card arrangement, invitations of highly-ranked but otherwise unqualified athletes, and the usual acceptance of selection of the unqualified from IAAF members without any available qualified athletes. The top three 50Km walkers at the IAAF World Walking Cup are considered as having achieved the 'A' standard. The top eight-placed relay teams (at 4x100m and 4x400m) at the 2014 IAAF World Relays are eligible, with eight more to be added after inspection of the 2015 world lists before Beijing.






All standards, past and present, are listed below.

YEAR	A	B	YEAR	A	B	YEAR	A	B
MEN			1993	20.80	21.00	2005	45.55	45.95
100 Metres			1995	20.84	21.04	2007	45.55	45.95
1983	10.33	10.48	1997	20.84	21.04	2009	45.55	45.95
1987	10.30	10.45	1999	20.80	21.00	2011	45.25	45.70
1991	10.30	10.50	2001	20.72	20.84	2013	45.28	45.60
1993	10.30	10.50	2003	20.59	20.75	2015	45.50	
1995	10.34	10.54	2005	20.59	20.75			
1997	10.34	10.54	2007	20.59	20.75	800 Metres		
1999	10.27	10.40	2009	20.59	20.75	1983	1:46.5	1:48.0
2001	10.26	10.38	2011	20.60	20.70	1987	1:46.0	1:47.5
2003	10.21	10.28	2013	20.52	20.60	1991	1:46.2	1:47.5
2005	10.21	10.28	2015	20.50		1993	1:46.0	1:47.2
2007	10.21	10.28				1995	1:46.5	1:47.5
2009	10.21	10.28	400 Metres			1997	1:46.5	1:47.5
2011	10.18	10.25	1983	45.85	46.65	1999	1:46.3	1:47.2
2013	10.15	10.21	1987	45.70	46.50	2001	1:46.0	1:47.0
2015	10.16		1991	45.90	46.60	2003	1:46.0	1:47.0
			1993	45.70	46.40	2005	1:45.4	1:46.6
			1995	45.84	46.44	2007	1:45.4	1:46.6
200 Metres			1997	45.84	46.44	2009	1:45.4	1:46.6
1983	20.75	21.10	1999	45.80	46.20	2011	1:45.4	1:46.3
1987	20.70	20.95	2001	45.72	46.10	2013	1:45.3	1:46.2
1991	20.80	21.00	2003	45.55	45.95	2015	1:46.0	

YEAR	A	B	YEAR	A	B	YEAR	A	B
1500 Metres			3000 Metres Steeplechase			Pole Vault		
1983	3:38.0	3:41.2	1983	8:28.0	8:38.0	1983	5.50	5.30
1987	3:37.5	3:40.5	1987	8:25.0	8:35.0	1987	5.55	5.40
1991	3:37.0	3:40.5	1991	8:29.0	8:35.0	1991	5.50	5.40
1993	3:36.5	3:40.0	1993	8:29.0	8:35.0	1993	5.55	5.40
1995	3:38.0	3:40.5	1995	8:30.0	8:35.0	1995	5.60	5.40
1997	3:38.0	3:40.5	1997	8:27.0	8:32.0	1997	5.60	5.40
1999	3:36.8	3:39.5	1999	8:27.0	8:30.7	1999	5.60	5.45
2001	3:36.2	3:38.4	2001	8:25.0	8:29.0	2001	5.75	5.60
2003	3:34.9	3:37.1	2003	8:24.6	8:30.3	2003	5.70	5.60
2005	3:36.2	3:38.0	2005	8:24.6	8:32.0	2005	5.75	5.60
2007	3:36.6	3:39.0	2007	8:24.6	8:32.0	2007	5.70	5.60
2009	3:36.2	3:39.2	2009	8:23.0	8:33.5	2009	5.70	5.55
2011	3:35.0	3:38.0	2011	8:23.1	8:32.0	2011	5.72	5.60
2013	3:35.0	3:37.0	2013	8:26.0	8:32.0	2013	5.70	5.60
2015/1500m	3:36.2		2015	8:28.0		2015	5.65	
2015/Mile	3:53.3							
5000 Metres			110 Metres Hurdles			Long Jump		
1983	13:26.0	13:41.0	1983	13.90	14.15	1983	8.00	7.70
1987	13:25.0	13:38.0	1987	13.85	14.10	1987	8.00	7.85
1991	13:27.3	13:38.0	1991	13.80	14.20	1991	8.00	7.85
1993	13:27.0	13:38.0	1993	13.80	14.20	1993	8.00	7.90
1995	13:29.0	13:38.0	1995	13.84	14.14	1995	8.00	7.90
1997	13:29.0	13:38.0	1997	13.74	14.04	1997	8.00	7.90
1999	13:29.0	13:34.0	1999	13.74	13.90	1999	8.05	7.95
2001	13:25.0	13:32.0	2001	13.70	13.85	2001	8.20	8.00
2003	13:21.5	13:25.4	2003	13.54	13.62	2003	8.20	8.10
2005	13:21.5	13:28.0	2005	13.55	13.62	2005	8.20	8.10
2007	13:21.5	13:28.0	2007	13.55	13.62	2007	8.20	8.05
2009	13:20.0	13:29.0	2009	13.55	13.62	2009	8.15	8.05
2011	13:20.0	13:27.0	2011	13.52	13.60	2011	8.20	8.10
2013	13:15.0	13:20.0	2013	13.40	13.50	2013	8.25	8.10
2015	13:23.0		2015	13.47		2015	8.10	
10,000 Metres			400 Metres Hurdles			Triple Jump		
1983	28:03.0	28:38.0	1983	50.40	50.95	1983	16.75	16.25
1987	28:00.0	28:30.0	1987	50.00	50.80	1987	17.00	16.50
1991	28:07.0	28:30.0	1991	50.00	50.90	1991	16.85	16.50
1993	28:07.0	28:30.0	1993	50.00	50.90	1993	16.85	16.50
1995	28:10.0	28:30.0	1995	50.04	50.54	1995	16.85	16.50
1997	28:10.0	28:30.0	1997	50.04	50.54	1997	16.85	16.50
1999	28:10.0	28:28.0	1999	50.04	50.30	1999	16.85	16.65
2001	28:00.0	28:23.0	2001	49.70	50.00	2001	16.95	16.75
2003	27:49.0	28:06.0	2003	49.20	49.50	2003	17.10	16.80
2005	27:49.0	28:06.0	2005	49.20	49.80	2005	17.10	16.70
2007	27:49.0	28:06.0	2007	49.20	49.80	2007	17.10	16.70
2009	27:47.0	28:12.0	2009	49.25	49.80	2009	17.10	16.65
2011	27:40.0	28:00.0	2011	49.40	49.80	2011	17.20	16.85
2013	27:40.0	28:05.0	2013	49.40	49.60	2013	17.20	16.85
2015	27:45.0		2015	49.50		2015	16.90	
Marathon			High Jump			Shot Put		
1983	2:14:00	2:30:00	1983	2.26	2.19	1983	20.20	19.00
1987	2:15:00	2:25:00	1987	2.28	2.22	1987	20.30	19.00
1991	2:12:00	2:25:00	1991	2.28	2.22	1991	19.85	19.00
1993	2:16:00	2:25:00	1993	2.29	2.24	1993	19.60	19.00
1995	2:16:00	2:25:00	1995	2.27	2.23	1995	19.50	19.00
1997	No standards		1997	2.28	2.24	1997	19.50	19.00
1999	No standards		1999	2.28	2.25	1999	19.70	19.30
2001	No standards		2001	2.31	2.27	2001	19.95	19.40
2003	2:12:00	2:14:50	2003	2.30	2.27	2003	20.30	20.00
2005	2:18:00	-	2005	2.30	2.27	2005	20.50	20.00
2007	2:18:00	-	2007	2.30	2.27	2007	20.30	19.70
2009	2:18:00	-	2009	2.31	2.28	2009	20.30	19.90
2011	2:17:00	-	2011	2.31	2.28	2011	20.50	20.00
2013	2:17:00	-	2013	2.31	2.28	2013	20.60	20.10
2015	2:18:00		2015	2.28		2015	20.45	

YEAR	A	B	YEAR	A	B	YEAR	A	B
Discus Throw			20 Kilometres Walk			WOMEN		
1983	64.50	60.00	1983	1:31:00	1:37:00	100 Metres		
1987	65.00	60.00	1987	No standards		1983	11.43	11.73
1991	63.20	60.00	1991	1:24:30	1:27:00	1987	11.40	11.65
1993	63.00	60.00	1993	1:24:00	1:27:00	1991	11.40	11.60
1995	62.00	60.00	1995	1:23:30	1:26:00	1993	11.40	11.60
1997	62.00	60.00	1997	1:23:30	1:26:00	1995	11.44	11.64
1999	63.50	62.00	1999	1:23:00	1:26:00	1997	11.44	11.64
2001	65.00	62.40	2001	1:23:00	1:25:30	1999	11.40	11.60
2003	64.60	63.50	2003	1:22:30	1:24:00	2001	11.36	11.47
2005	65.00	63.00	2005	1:23:00	1:24:30	2003	11.27	11.34
2007	64.50	62.50	2007	1:23:00	1:24:30	2005	11.30	11.40
2009	64.50	62.50	2009	1:22:30	1:24:20	2007	11.30	11.40
2011	65.00	63.00	2011	1:22:30	1:24:00	2009	11.30	11.40
2013	66.00	64.00	2013	1:24:00	1:26:00	2011	11.29	11.38
2015	65.00		2015	1:25:00		2013	11.28	11.36
Hammer Throw			50 Kilometres Walk			200 Metres		
1983	73.50	69.00	1983	4:10:00	4:25:00	1983	23.15	23.75
1987	76.00	70.00	1987	No standards		1987	23.10	23.60
1991	74.50	70.00	1991	4:05:00	4:15:00	1991	23.20	23.60
1993	74.50	70.00	1995	4:00:00	4:10:00	1993	23.20	23.60
1995	74.00	70.00	1997	4:00:00	4:10:00	1995	23.24	23.54
1997	74.00	70.00	1999	4:00:00	4:10:00	1997	23.24	23.54
1999	75.50	72.20	2001	4:00:00	4:04:00	1999	23.20	23.50
2001	77.65	76.30	2003	3:57:00	4:03:00	2001	23.06	23.35
2003	79.50	76.40	2005	4:00:00	4:07:00	2003	22.97	23.13
2005	78.65	74.35	2007	4:00:00	4:07:00	2005	22.97	23.13
2007	78.50	74.00	2009	3:58:00	4:09:00	2007	23.10	23.30
2009	77.50	74.30	2011	3:58:00	4:09:00	2009	23.00	23.30
2011	78.00	74.00	2013	4:02:00	4:16:00	2011	23.00	23.30
2013	79.00	76.00	2015	4:06:00		2013	23.05	23.30
2015	76.00					2015	23.20	
Javelin Throw			4x100 Metres Relay (single standard)			400 Metres		
1983	86.00	80.00	1983	40.50		1983	52.00	53.13
1987	79.00	73.00	1987	40.30		1987	52.00	53.00
1991	80.00	73.00	1991	40.30		1991	52.00	53.00
1993	79.00	73.00	1993	No standard		1993	52.00	53.00
1995	80.00	75.00	1995	No standard		1995	52.34	53.34
1997	80.00	75.00	1997	No standard		1997	52.34	53.24
1999	82.00	77.50	1999	No standard		1999	52.20	53.20
2001	82.50	80.50	2001	No standard		2001	52.00	52.70
2003	83.50	80.80	2003	40.50		2003	51.37	52.10
2005	81.80	77.80	2005	39.00		2005	51.50	52.30
2007	81.00	77.80	2007	39.00		2007	51.50	52.30
2009	81.00	78.00	2009	39.10		2009	51.50	52.30
2011	82.00	79.50	2011	39.20		2011	51.50	52.30
2013	83.50	81.00	2013	39.20		2013	51.55	52.35
2015	82.00		2015	By Invitation		2015	52.00	
Decathlon			4x400 Metres Relay (single standard)			800 Metres		
1983	7900	7600	1983	3:10.0		1983	1:59.9	2:03.3
1987	7900	7600	1987	3:10.0		1987	1:59.5	2:03.0
1991	7850	7600	1991	3:10.0		1991	2:01.3	2:03.0
1993	7850	7600	1993	No standard		1993	2:01.3	2:03.0
1995	7950	7700	1995	No standard		1995	2:01.0	2:03.0
1997	7950	7700	1997	No standard		1997	2:01.0	2:03.0
1999	8050	7800	1999	No standard		1999	2:00.5	2:02.5
2001	8070	7900	2001	No standard		2001	2:00.0	2:02.0
2003	8090	7860	2003	3:10.0		2003	2:00.0	2:01.3
2005	8050	7800	2005	3:04.0		2005	2:00.0	2:01.3
2007	8000	7700	2007	3:03.3		2007	2:00.0	2:01.3
2009	8000	7730	2009	3:03.3		2009	2:00.0	2:01.3
2011	8200	8000	2011	3:04.0		2011	1:59.8	2:01.3
2013	8200	8000	2013	3:05.0		2013	2:00.0	2:01.5
2015	8075		2015	By invitation		2015	2:01.0	

YEAR	A	B	YEAR	A	B	YEAR	A	B
1500 Metres			3000 Metres Steeplechase			Long Jump		
1983	4:07.0	4:16.0	2005	9:50.0	10:00.0	1983	6.50	6.25
1987	4:06.0	4:14.0	2007	9:48.0	9:58.0	1987	6.65	6.40
1991	4:10.2	4:14.0	2009	9:40.0	9:48.0	1991	6.55	6.40
1993	4:10.2	4:14.2	2011	9:43.0	9:50.0	1993	6.55	6.40
1995	4:10.0	4:14.0	2013	9:43.0	9:48.0	1995	6.55	6.40
1997	4:10.0	4:14.0	2015		9:44.0	1997	6.55	6.40
1999	4:08.0	4:12.0				1999	6.65	6.50
2001	4:07.0	4:09.2	100 Metres Hurdles			2001	6.75	6.65
2003	4:05.8	4:07.15	1983	13.38	13.83	2003	6.75	6.60
2005	4:05.8	4:08.2	1987	13.30	13.70	2005	6.75	6.60
2007	4:06.5	4:10.0	1991	13.30	13.70	2007	6.70	6.60
2009	4:06.0	4:09.0	1993	13.30	13.70	2009	6.72	6.62
2011	4:05.9	4:08.9	1995	13.14	13.54	2011	6.75	6.65
2013	4:05.5	4:09.0	1997	13.14	13.54	2013	6.75	6.65
2015/1500m	4:06.5		1999	13.10	13.40	2015	6.70	
2015/Mile	4:25.2		2001	13.05	13.32			
3000 Metres			2003	12.96	13.11	Triple Jump		
1983	8:59.0	9:18.0	2005	12.96	13.11	1993	13.60	13.30
1987	8:55.0	9:10.0	2007	12.96	13.11	1995	13.75	13.50
1991	8:56.0	9:10.0	2009	12.96	13.11	1997	13.80	13.55
1993	8:58.0	9:10.0	2011	12.96	13.15	1999	14.15	13.95
			2013	12.94	13.10	2001	14.15	14.00
			2015		13.00	2003	14.20	14.00
5000 Metres			400 Metres Hurdles			2005	14.30	14.00
1995	15:45.0	16:05.0	1983	57.40	59.30	2007	14.20	14.00
1997	15:40.0	16:00.0	1987	56.50	58.50	2009	14.20	14.00
1999	15:35.0	15:55.0	1991	56.50	58.54	2011	14.30	14.10
2001	15:22.0	15:49.0	1993	56.50	58.50	2013	14.40	14.20
2003	15:08.7	15:20.45	1995	56.14	57.14	2015		14.20
2005	15:08.7	15:24.0	1997	56.14	57.14			
2007	15:08.7	15:24.0	1999	56.14	57.14	Shot Put		
2009	15:10.0	15:25.0	2001	55.67	56.80	1983	17.80	16.50
2011	15:14.0	15:25.0	2003	55.60	56.25	1987	18.30	16.50
2013	15:18.0	15:24.0	2005	55.60	56.50	1991	17.40	16.50
2015		15:20.0	2007	55.60	56.50	1993	17.40	16.50
			2009	55.50	56.55	1995	18.00	17.10
10,000 Metres			2011	55.40	56.55	1997	18.00	17.10
1987	33:00.0	34:00.0	2013	55.40	56.55	1999	18.30	17.35
1991	32:50.0	34:00.0	2015		56.20	2001	18.35	17.85
1993	32:40.0	33:50.0				2003	18.55	17.20
1995	32:30.0	33:20.0	High Jump			2005	18.55	17.30
1997	32:30.0	33:20.0	1983	1.90	1.83	2007	18.30	17.30
1999	32:30.0	33:20.0	1987	1.93	1.86	2009	18.20	17.20
2001	32:00.0	33:00.0	1991	1.92	1.86	2011	18.30	17.30
2003	31:45.0	32:17.0	1993	1.92	1.86	2013	18.30	17.20
2005	31:40.0	32:00.0	1995	1.92	1.87	2015		17.75
2007	31:40.0	32:00.0	1997	1.93	1.88			
2009	31:45.0	32:20.0	1999	1.93	1.88	Discus Throw		
2011	31:45.0	32:00.0	2001	1.95	1.92	1983	62.50	56.00
2013	31:45.0	32:05.0	2003	1.95	1.92	1987	62.50	56.00
2015		32:00.0	2005	1.95	1.92	1991	59.00	56.00
			2007	1.95	1.92	1993	59.00	56.00
Marathon			2009	1.95	1.91	1995	60.00	57.00
1983	2:45:00	3:00:00	2011	1.95	1.92	1997	60.00	57.00
1987	2:40:00	2:55:00	2013	1.95	1.92	1999	61.00	58.00
1991	2:35:00	2:55:00	2015		1.94	2001	62.80	60.25
1993	2:35:00	2:55:00				2003	63.40	59.75
1995	2:35:00	2:50:00	Pole Vault			2005	62.00	60.00
1997		No standards	1999	4.35	4.30	2007	61.00	59.00
1999		No standards	2001	4.40	4.30	2009	62.00	58.50
2001		No standards	2003	4.40	4.30	2011	62.00	59.50
2003	2:32:00	2:36:00	2005	4.45	4.30	2013	62.00	59.50
2005	2:42:00	-	2007	4.45	4.30	2015		61.00
2007	2:42:00	-	2009	4.45	4.35			
2009	2:43:00	-	2011	4.50	4.40	Hammer Throw		
2011	2:43:00	-	2013	4.60	4.50	1999	65.00	64.00
2013	2:43:00	-	2015		4.50	2001	65.00	62.00
2015		2:44:00						

YEAR	A	B	YEAR	Standard
2003	67.50	64.00	1999	No standard
2005	69.50	67.00	2001	No standard
2007	69.50	67.00	2003	45.40
2009	70.00	67.50	2005	44.00
2011	71.50	69.00	2007	43.90
2013	72.00	69.50	2009	43.90
2015	70.00		2011	44.00
			2013	44.00
			2015	By invitation
Javelin Throw			4x400 Metres Relay (single standard)	
1983	62.00	55.00	1983	3:38.0
1987	62.50	56.00	1987	3:38.0
1991	61.40	56.00	1991	3:38.0
1993	61.40	56.00	1993	No standard
1995	60.00	57.00	1995	No standard
1997	60.00	57.00	1997	No standard
1999	60.00	57.00	1999	No standard
2001	60.30	59.00	2001	No standard
2003	62.15	59.30	2003	3:38.0
2005	62.00	59.00	2005	3:31.0
2007	61.00	59.00	2007	3:31.0
2009	61.00	59.00	2009	3:31.0
2011	61.00	59.00	2011	3:32.0
2013	62.00	60.00	2013	3:33.0
2015	61.00		2015	By invitation
Heptathlon				
1983	5950	5700		
1987	6000	5600		
1991	5950	5600		
1993	5950	5600		
1995	6000	5700		
1997	6000	5700		
1999	6000	5750		
2001	6120	5820		
2003	6105	6019		
2005	6100	5900		
2007	6000	5800		
2009	6100	5900		
2011	6150	5950		
2013	6100	5950		
2015	6075			
10 Kilometres Walk				
1987	No standards			
1991	48:00	50:00		
1993	48:00	50:00		
1995	45:30	48:00		
1997	45:30	48:00		
20 Kilometres Walk				
1999	No standards			
2001	1:36:00	1:40:00		
2003	1:33:00	1:36:30		
2005	1:33:30	1:38:00		
2007	1:33:30	1:38:00		
2009	1:33:30	1:38:00		
2011	1:33:30	1:38:00		
2013	1:36:00	1:38:00		
2015	1:36:00			
4x100 Metres Relay (single standard)				
1983	45.40			
1987	45.40			
1991	45.40			
1993	No standard			
1995	No standard			
1997	No standard			

MULTIPLE MEDALLISTS

Here are lists of every male and female athlete to have won two or more medals at IAAF World Championships. Included are medals awarded to relay runners who were replaced in finals. These are denoted by a "*" symbol next to the total number of medals.

MEN

NAME	Gold	Silver	Bronze	Total	NAME	Gold	Silver	Bronze	Total
Usain Bolt JAM	8	2	0	10	Ato Boldon TTO	1	1	2	4
Carl Lewis USA	8	1	1	10	Mike Conley USA	1	1	2	4
LaShawn Merritt USA	7	2	0	9 [*]	Wallace Spearmon USA	1	1	2	4
Michael Johnson USA	8	0	0	8	Darrel Brown TTO	0	4	0	4
Haile Gebrselassie ETH	4	2	1	7	Sileshi Sihine ETH	0	3	1	4
Sergey Bubka URS/UKR	6	0	0	6	Michael Blackwood JAM	0	2	2	4 [*]
Jeremy Wariner USA	5	1	0	6	Yuriy Borzakovskiy RUS	0	2	2	4
Kenenisa Bekele ETH	5	0	1	6	Noureddine Morceli ALG	3	0	0	3
Lars Riedel GER	5	0	1	6	Tomás Dvořák CZE	3	0	0	3
Hicham El Guerrouj MAR	4	2	0	6	Wilson Kipketer DEN	3	0	0	3
Ezekiel Kemboi KEN	3	3	0	6	Werner Günthör SUI	3	0	0	3
Butch Reynolds USA	3	2	1	6	Greg Foster USA	3	0	0	3
Bernard Lagat KEN/USA	2	3	1	6	John Godina USA	3	0	0	3
Greg Haughton JAM	0	4	2	6	Dan O'Brien USA	3	0	0	3
Maurice Greene USA	5	0	0	5	Rashid Ramzi BRN	2	1	0	3
Calvin Smith USA	4	1	0	5 [*]	Félix Sánchez DOM	2	1	0	3
Bershawn Jackson USA	4	0	1	5 [*]	Michael Frater JAM	2	1	0	3
Allen Johnson USA	4	0	1	5	Leroy Burrell USA	2	1	0	3
Dwight Phillips USA	4	0	1	5	Andre Cason USA	2	1	0	3
Jan Železný TCH/CZE	3	0	2	5	Darvis Patton USA	2	1	0	3
Dennis Mitchell USA	3	0	2	5 [*]	Antonio Pettigrew USA	2	1	0	3 [*]
Avard Moncur BAH	2	2	1	5	Robert Esmie CAN	2	0	1	3
Bruny Surin CAN	2	2	1	5	Glenroy Gilbert CAN	2	0	1	3
Colin Jackson GBR	2	2	1	5	Billy Konchellah KEN	2	0	1	3
Jonathan Edwards GBR	2	1	2	5	John Capel USA	2	0	1	3
Gerd Kanter EST	1	2	2	5	Mike Powell USA	2	0	1	3
John Regis GBR	1	2	2	5	Roman Sebrle CZE	1	2	0	3
Maksim Tarasov URS/RUS	1	2	1+1=	5	Szymon Ziółkowski POL	1	2	0	3
Kim Collins SKN	1	0	3+1=	5	Samuel Matete ZAM	1	2	0	3
Danny McFarlane JAM	0	5	0	5	Koji Murofushi JPN	1	1	1	3
Davian Clarke JAM	0	4	1	5	Brimin Kipruto KEN	1	1	1	3
Tony Jarrett GBR	0	3	2	5	Primož Kosmus SLO	1	1	1	3
Marlon Devonish GBR	0	1	4	5 [*]	Danny Everett USA	1	1	1	3
Iván Pedrosa CUB	4	0	0	4	Piotr Haczek POL	1	0	2	3
Kerron Clement USA	4	0	0	4 [*]	Eduard Hämäläinen BLR/FIN	0	3	0	3
Donovan Bailey CAN	3	1	0	4	Francisco Fernández ESP	0	3	0	3
Jefferson Pérez ECU	3	1	0	4	Michael McDonald JAM	0	3	0	3
Mohamed Farah GBR	3	1	0	4	Marc Burns TTO	0	3	0	3
Robert Harting GER	3	1	0	4	Igor Astapovich URS/BLR	0	3	0	3
Moses Kiptanui KEN	3	1	0	4	Terrence Trammell USA	0	3	0	3
Tyson Gay USA	3	1	0	4	Nathaniel McKinney BAH	0	2	1	3 [*]
Robert Korzeniowski POL	3	0	1	4	Harald Schmid GER	0	2	1	3
Angelo Taylor USA	3	0	1	4	Brandon Simpson JAM	0	2	1	3
Javier Sotomayor CUB	2	2	0	4	Paul Tergat KEN	0	2	1	3
Roger Black GBR	2	2	0	4	Artur Partyka POL	0	2	1	3
Virgilijus Alekna LTU	2	2	0	4	Claudinei da Silva BRA	0	1	2	3
Justin Gatlin USA	2	2	0	4	Renaud Lavillenie FRA	0	1	2	3
Stéphane Diagana FRA	2	1	1	4	Darren Braithwaite GBR	0	1	2	3 [*]
Nesta Carter JAM	2	1	1	4	Darren Campbell GBR	0	1	2	3
Frankie Fredericks NAM	1	3	0	4	Dwain Chambers GBR	0	1	2	3 [*]
Andreas Thorkildsen NOR	1	3	0	4	Kostas Gatsioudis GRE	0	1	2	3
Yaroslav Rybakov RUS	1	1+2=	0	4	Winthrop Graham JAM	0	1	2	3
Adam Nelson USA	1	3	0	4	Lansford Spence JAM	0	1	2	3 [*]
Chris Brown BAH	1	2	1	4	Rutger Smith NED	0	1	2	3
Liu Xiang CHN	1	2	1	4	Ivan Tikhon BLR	2	0	0	2
Jesús García ESP	1	2	1	4	Abel Antón ESP	2	0	0	2
Kriss Akabusi GBR	1	1	2	4 [*]	Ladji Doucouré FRA	2	0	0	2
Linford Christie GBR	1	1	2	4	Mark Richardson GBR	2	0	0	2 [*]
Jürgen Schult GER	1	1	2	4	David Stori GER	2	0	0	2
Asafa Powell JAM	1	1	2	4	Maurizio Damilano ITA	2	0	0	2

NAME	Gold	Silver	Bronze	Total	NAME	Gold	Silver	Bronze	Total
Yohan Blake JAM	2	0	0	2	Robert Maćkowiak POL	1	0	1	2
Asbel Kiprop KEN	2	0	0	2	Mbulaeni Mulaudzi RSA	1	0	1	2
Abel Kirui KEN	2	0	0	2	Sergey Makarov RUS	1	0	1	2
Ismael Kirui KEN	2	0	0	2	Roman Rasskazov RUS	1	0	1	2
Jaouad Gharib MAR	2	0	0	2	Abdi Bile SOM	1	0	1	2
Saïf Saaeed Shaheen QAT	2	0	0	2	Christian Cantwell USA	1	0	1	2
Valeriy Borchin RUS	2	0	0	2	Walter Davis USA	1	0	1	2
Sergey Kiryapkin RUS	2	0	0	2	Willie Gault USA	1	0	1	2
Andrey Abdulvaliyev TJK	2	0	0	2	CJ Hunter USA	1	0	1	2
Sergey Litvinov URS	2	0	0	2	Ermit King USA	1	0	1	2
Jon Drummond USA	2	0	0	2	Tim Montgomery USA	1	0	1	2
Trey Hardee USA	2	0	0	2	Tyree Washington USA	1	0	1	2
Derek Mills USA	2	0	0	2 ^Δ	André Williams BAH	0	2	0	2
Edwin Moses USA	2	0	0	2	Yoandri Betanzos CUB	0	2	0	2
Darold Williamson USA	2	0	0	2	Anier Garcia CUB	0	2	0	2
Dmitri Markov AUS	1	1	0	2	Ahmed Salah DJI	0	2	0	2
Troy McIntosh BAH	1	1	0	2 ^Δ	Fermin Cacho ESP	0	2	0	2
Martin Fiz ESP	1	1	0	2	Romain Mesnil FRA	0	2	0	2
Valentí Massana ESP	1	1	0	2	Steve Backley GBR	0	2	0	2
Andrus Värnik EST	1	1	0	2	Oliver-Sven Buder GER	0	2	0	2
Ibrahim Jeylan ETH	1	1	0	2	Werner Schildhauer GER	0	2	0	2
Kimmo Kinnunen FIN	1	1	0	2	Ignisious Gaisah GHA/NED	0	2	0	2
Valentin Kononen FIN	1	1	0	2	Krisztján Pars HUN	0	2	0	2
Aki Parviainen FIN	1	1	0	2	James Beckford JAM	0	2	0	2
Tero Pitkämäki FIN	1	1	0	2	Chris Williams JAM	0	2	0	2
Seppo Rätty FIN	1	1	0	2	Patrick Sang KEN	0	2	0	2
Marc Raquil FRA	1	1	0	2	Khalid Boulami MAR	0	2	0	2
David Greene GBR	1	1	0	2 ^Δ	Piotr Matachowski POL	0	2	0	2
Phillips Idowu GBR	1	1	0	2	Javier Culson PUR	0	2	0	2
Derek Redmond GBR	1	1	0	2	Jozef Pribilinec TCH	0	2	0	2
Ronald Weigel GER	1	1	0	2	Jacey Harper TTO	0	2	0	2
Fabrizio Mori ITA	1	1	0	2	Mikhail Shchennikov URS/RUS	0	2	0	2
Francesco Panetta ITA	1	1	0	2	Leonid Voloshin URS/RUS	0	2	0	2
Steve Mullings JAM	1	1	0	2 ^Δ	Walter Dix USA	0	2	0	2
Dwight Thomas JAM	1	1	0	2 ^Δ	Steve Brimacombe AUS	0	1	1	2
Warren Weir JAM	1	1	0	2 ^Δ	Mitchell Watt AUS	0	1	1	2
Eliud Kipchoge KEN	1	1	0	2	José Barbosa BRA	0	1	1	2
Wilson Kipketer KEN	1	1	0	2	André da BRA	0	1	1	2
Christopher Koskei KEN	1	1	0	2	Édson Ribeiro BRA	0	1	1	2
Benjamin Limo KEN	1	1	0	2	Dylan Armstrong CAN	0	1	1	2
Moses Tanui KEN	1	1	0	2	Mark Boswell CAN	0	1	1	2
Alfred Yego KEN	1	1	0	2	Mike Smith CAN	0	1	1	2
Nelson Évora POR	1	1	0	2	Luis Delis CUB	0	1	1	2
Ilya Markov RUS	1	1	0	2	Guillermo Martínez CUB	0	1	1	2
Vyacheslav Voronin RUS	1	1=	0	2	Leonel Suárez CUB	0	1	1	2
Christian Olsson SWE	1	1	0	2	Kyriakos Ioannou CYP	0	1	1	2
Gennadiy Avdeyenko URS	1	1=	0	2	Yago Lamela ESP	0	1	1	2
Yury Sedykh URS	1	1	0	2	José Marín ESP	0	1	1	2
Ashton Eaton USA	1	1	0	2	Fita Bayissa ETH	0	1	1	2
Mike Franks USA	1	1	0	2 ^Δ	Assefa Mezegebu ETH	0	1	1	2
Tony McQuay USA	1	1	0	2	Christophe Lemaitre FRA	0	1	1	2
Andrew Rock USA	1	1	0	2	Todd Bennett GBR	0	1	1	2 ^Δ
Andrew Valmon USA	1	1	0	2	Phil Brown GBR	0	1	1	2
Brad Walker USA	1	1	0	2	Jason Gardener GBR	0	1	1	2
Quincy Watts USA	1	1	0	2	Dean Macey GBR	0	1	1	2
Bernard Williams USA	1	1	0	2	Siegfried Wentz GER	0	1	1	2
Djabir Saïd-Guerni ALG	1	0	1	2	Aleksandr Averbukh ISR	0	1	1	2
Carl Oliver BAH	1	0	1	2 ^Δ	Pietro Mennea ITA	0	1	1	2
Yousef Kamel BRN	1	0	1	2	Ray Stewart JAM	0	1	1	2
Martin Buss GER	1	0	1	2	Richard Chelimo KEN	0	1	1	2
Hartwig Gauder GER	1	0	1	2	Samson Kitur KEN	0	1	1	2
Thomas Schönlebe GER	1	0	1	2	Richard Mateelong KEN	0	1	1	2
Heinz Weis GER	1	0	1	2	Ali Ezzine MAR	0	1	1	2
Saïd Aouita MAR	1	0	1	2	Khalid Skah MAR	0	1	1	2
Salah Hissou MAR	1	0	1	2	Francis Obikwelu NGR	0	1	1	2
Daniel García MEX	1	0	1	2	LJ van Zyl RSA	0	1	1	2
Jacek Bocian POL	1	0	1	2 ^Δ	Viktor Bryzgin URS	0	1	1	2
Tomasz Czubak POL	1	0	1	2	Vladimir Muravyov URS	0	1	1	2
Piotr Długoński POL	1	0	1	2 ^Δ	Randy Barnes USA	0	1	1	2

NAME	Gold	Silver	Bronze	Total	NAME	Gold	Silver	Bronze	Total
Monika Pyrek POL	0	1+1=	1	3	Anke Feller GER	1	0	1	2
Tatyana Kotova RUS	0	2	1	3	Melanie Paschke GER	1	0	1	2
Lyubov Gurina URS/RUS	0	2	1	3	Cornelia Ullrich GER	1	0	1	2 ^A
Valentina Tsybul'skaya BLR	0	1	2	3	Marion Wagner GER	1	0	1	2
Liu Hong CHN	0	1	2	3	Michelle Burgher JAM	1	0	1	2 ^A
Nicola Sanders GBR	0	1	2	3	Sally Barsosio KEN	1	0	1	2
Katerina Thánou GRE	0	1	2	3	Linet Masai KEN	1	0	1	2
Delloreen Ennis-London JAM	0	1	2	3	Ingrid Christensen/Kristiansen NOR	1	0	1	2
Michelle Freeman JAM	0	1	2	3 ^A	Carla Sacramento POR	1	0	1	2
Vita Pavlysh UKR	0	1	2	3	Anna Biryukova RUS	1	0	1	2
Mariya Pinigina URS	0	1	2	3	Olga Burova/Chernyavskaya RUS	1	0	1	2
Zhang Wenxiu CHN	0	0	3	3	Svetlana Masterkova RUS	1	0	1	2
Jana Pittman/Rawlinson AUS	2	0	0	2	Yelena Nikolayeva RUS	1	0	1	2
Maryam Jamal BRN	2	0	0	2	Ksenia Vdovina/Ryzhova RUS	1	0	1	2 ^A
Stefka Kostadinova BUL	2	0	0	2	Amy Thiam SEN	1	0	1	2
Osleidys Menéndez CUB	2	0	0	2	Ghada Shouaa SYR	1	0	1	2
Marie-José Pérec FRA	2	0	0	2	Olga Saladukha UKR	1	0	1	2
Martina Opitz/Hellmann GER	2	0	0	2	Natalya Pomoshchnikova/Voronova URS/RUS	1	0	1	2
Dagmar Rübsam/Neubauer GER	2	0	0	2	Diane Williams USA	1	0	1	2
Edna Kiplagat KEN	2	0	0	2	Zhong Huan Di CHN	0	2	0	2
Hestrie Cloete RSA	2	0	0	2	Murielle Ahoure CIV	0	2	0	2
Olimpiada Ivanova RUS	2	0	0	2	Françoise Mbango CMR	0	2	0	2
Tatyana Tomashova RUS	2	0	0	2	Denise Lewis GBR	0	2	0	2
Tatyana Ledovskaya URS	2	0	0	2	Petra Felke/Meier GER	0	2	0	2
Me'Lisa Barber USA	2	0	0	2	Ilke Wyludda GER	0	2	0	2
Mary Decker USA	2	0	0	2	Davita Prendergast JAM	0	2	0	2
Stacy Dragila USA	2	0	0	2	Sherone Simpson JAM	0	2	0	2
Michelle Perry USA	2	0	0	2	Rosemarie Whyte JAM	0	2	0	2
DeeDee Trotter USA	2	0	0	2 ^A	Sylvia Kibet KEN	0	2	0	2
Sally Pearson AUS	1	1	0	2	Hasna Benhassi MAR	0	2	0	2
Pauline Davis/Davis-Thompson BAH	1	1	0	2	Tatyana Shikolenko RUS	0	2	0	2
Amantle Montsho BOT	1	1	0	2	Tat'ána Kocembová TCH	0	2	0	2
Perdita Felicien CAN	1	1	0	2	Yelena Yelesina URS/RUS	0	2	0	2
Derartu Tulu ETH	1	1	0	2	Regina Jacobs USA	0	2	0	2
Jessica Ennis GBR	1	1	0	2	Kerry Saxby-Junna AUS	0	1	1	2
Paula Radcliffe GBR	1	1	0	2	Natalya Sazanovich BLR	0	1	1	2
Fatima Whitbread GBR	1	1	0	2	Iva Prandzheva BUL	0	1	1	2
Petra Müller GER	1	1	0	2	Frédérique Bangué FRA	0	1	1	2 ^A
Sonia O'Sullivan IRL	1	1	0	2	Kathy Cook GBR	0	1	1	2
Sheri-Ann Brooks JAM	1	1	0	2 ^A	Kathrin Neimke GER	0	1	1	2
Simone Facey JAM	1	1	0	2	Jennifer Oeser GER	0	1	1	2
Melaine Walker JAM	1	1	0	2	Cornelia Oschkenat GER	0	1	1	2
Anita Włodarczyk POL	1	1	0	2	Christine Wachtel GER	0	1	1	2
Caster Semenya RSA	1	1	0	2	Antonietta Di Martino ITA	0	1=	1	2
Tatyana Chebykina RUS	1	1	0	2	Elisabetta Perrone ITA	0	1	1	2
Svetlana Pospelova RUS	1	1	0	2 ^A	Ronetta Smith JAM	0	1	1	2
Mariya Savinova RUS	1	1	0	2	Reiko Tosa JPN	0	1	1	2
Yekaterina Volkova RUS	1	1	0	2	Olga Shishigina KAZ	0	1	1	2
Olga Yegorova RUS	1	1	0	2	Zahra Ouaziz MAR	0	1	1	2
Yuliya Zarudneva/Zaripova RUS	1	1	0	2	Blessing Okagbare NGR	0	1	1	2
Tamara Bykova URS	1	1	0	2	Anisya Kirdyapkina RUS	0	1	1	2
Natalya Lisovskaya URS	1	1	0	2	Margarita Ponomaryova RUS	0	1	1	2
Olga Nazarova URS	1	1	0	2	Natalya Sadova RUS	0	1	1	2
Tatyana Alekseyeva URS/RUS	1	1	0	2 ^A	Susanthika Jayasinghe SRI	0	1	1	2
Alexandria Anderson USA	1	1	0	2 ^A	Letitia Vriesde SUR	0	1	1	2
Kim Graham USA	1	1	0	2	Larysa Berezhnaya URS/UKR	0	1	1	2
Florence Griffith USA	1	1	0	2	Diane Dixon USA	0	1	1	2
Francena McCorory USA	1	1	0	2	Sandra Glover USA	0	1	1	2
Jenny Simpson USA	1	1	0	2	Lillie Leatherwood USA	0	1	1	2
Rochelle Stevens USA	1	1	0	2	Two bronzes – Gong Lijiao CHN, Ejegayehu Dibaba ETH, Ayelech Worku ETH, Manuela Montebrun FRA, Donna Fraser GBR ^A , Lee McConnell GBR, Juliet Campbell JAM, Masako Chiba JPN, Tegla Lorupe KEN, Ella Kovacs ROU, Lyudmila Litvinova RUS, Anna Pyatykh RUS, Yekaterina Podkopayeva URS				
Savatheda Fynes BAH	1	0	1	2					
Natalya Shikolenko BLR	1	0	1	2					
Tsvetanka Khristova BUL	1	0	1	2					
Ginka Zagorcheva BUL	1	0	1	2					
Caterine Ibargüen COL	1	0	1	2					
Daimí Pernía CUB	1	0	1	2					
Gete Wami ETH	1	0	1	2					
Sari Essayah FIN	1	0	1	2					
Kirsten Emmelmann GER	1	0	1	2					

MOST APPEARANCES

Here are lists of all those athletes who have competed at five or more editions of the World Championships

MEN

	NAME	COUNTRY	YEARS CONTESTED										EVENT (S)	
11	Jesús Ángel García	ESP	93	95	97	99	01	03	05	07	09	11	13	50Km Walk
10	Virgilijus Alekna	LTU	95	97	99	01	03	05	07	09	11	13	Discus Throw	
9	Tim Berrett	CAN	91	93	95	97	99	01	03	05	07	20Km/50Km Walk		
	Danny McFarlane	JAM	93	95	97	99	01	03	05	07	09	400m/400mH/4x400mR		
	Hatem Ghoula	TUN	93	95	97	99	01	03	05	07	13	20Km Walk		
	Kim Collins	SKN	95	97	99	01	03	05	07	09	11	100m/200m/4x100mR		
	Nicola Vizzoni	ITA	97	99	01	03	05	07	09	11	13	Hammer Throw		
8	Jan Železný	TCH/CZE	87	91	93	95	97	99	01	03	Javelin Throw			
	Lars Riedel	GER	91	93	95	97	99	01	03	05	Discus Throw			
	Dragutin Topić	YUG/ICP/SCG/SRB	91	93	95	97	99	05	07	09	High Jump			
	Kevin Sullivan	CAN	93	95	97	99	01	03	05	07	1500m			
	Manuel Martínez	ESP	93	95	97	01	03	05	07	09	Shot Put			
	Aleksander Tammert	EST	95	97	99	01	03	05	07	09	Discus Throw			
	Koji Murofushi	JPN	95	97	99	01	03	07	11	13	Hammer Throw			
	Szymon Ziółkowski	POL	95	99	01	05	07	09	11	13	Hammer Throw			
	Marlon Devonish	GBR	97	99	01	03	05	07	09	11	100m/200m/4x100mR			
	Sergey Makarov	RUS	97	99	01	03	05	07	09	11	Javelin Throw			
	Ériks Rags	LAT	97	99	01	03	05	07	09	11	Javelin Throw			
	Roman Sebrle	CZE	97	99	01	03	05	07	09	11	Decathlon			
	Chris Brown	BAH	99	01	03	05	07	09	11	13	400m/4x400mR			
	Mario Pestano	ESP	99	01	03	05	07	09	11	13	Discus Throw			
	Félix Sánchez	DOM	99	01	03	05	07	09	11	13	400mH/4x400mR			
	Bouabdallah Tahrir	FRA	99	01	03	05	07	09	11	13	1500m/3000mSC			
	João Vieira	POR	99	01	03	05	07	09	11	13	20Km Walk			
7	Jürgen Schult	GER	83	87	91	93	95	97	99	Discus Throw				
	Mick Hill	GBR	87	91	93	95	97	99	01	Javelin Throw				
	Florian Schwarthoff	GER	87	91	93	95	97	99	01	110mH/4x100mR				
	Bruny Surin	CAN	87	91	93	95	97	99	01	100m/Long Jump/4x100mR				
	Sándor Urbanik	HUN	87	91	93	95	97	99	01	20Km/50Km Walk				
	Igor Astapkovich	URS/BLR	91	93	95	97	99	01	03	Hammer Throw				
	Steve Backley	GBR	91	93	95	97	99	01	03	Javelin Throw				
	Stéphane Diagana	FRA	91	93	95	97	99	01	03	400mH/4x400mR				
	Fumio Imamura	JPN	91	93	95	97	99	01	03	50Km Walk				
	Robert Korzeniowski	POL	91	93	95	97	99	01	03	20Km/50Km Walk				
	Yevgeniy Misyulya	URS/BLR	91	93	95	97	99	01	03	20Km Walk				
	Vasiliy Kaptyukh	URS/BLR	91	93	95	97	01	03	05	Discus Throw				
	Dragan Perić	YUG/ICP/SCG	91	93	97	99	01	03	05	Shot Put				
	André da Silva	BRA	93	95	97	99	01	03	05	100m/200m/4x100mR				
	Tomáš Dvorák	CZE	93	95	97	99	01	03	05	Decathlon				
	Miloš Holuša	CZE	93	95	97	99	01	03	05	20Km/50Km Walk				
	Sergey Korepanov	KAZ	93	95	97	99	01	03	05	50Km Walk				
	Denis Langlois	FRA	93	95	97	99	01	03	05	20Km/50Km Walk				
	Iván Pedroso	CUB	93	95	97	99	01	03	05	Long Jump				
	Tim Lobinger	GER	93	95	97	99	03	05	07	Pole Vault				
	Ilya Markov	RUS	95	97	99	01	03	05	07	20Km Walk				
	Jefferson Pérez	ECU	95	97	99	01	03	05	07	20Km Walk				
	Hendrick Ramaala	RSA	95	97	99	03	05	07	13	10,000m/Marathon				
	Aziz Zakari	GHA	95	97	01	03	05	09	11	100m/4x100mR				
	Periklīs Iakovákis	GRE	97	99	01	03	05	07	09	400mH/4x400mR				
	Aléxandros Papadimitríou	GRE	97	99	01	03	05	07	09	Hammer Throw				
	Dwain Chambers	GBR	97	99	01	03	09	11	13	100m/200m/4x100mR				
	Omar Zepeda	MEX	97	01	05	07	09	11	13	20Km/50Km Walk				
	Libor Charfreitag	SVK	99	01	03	05	07	09	11	Hammer Throw				
	Francisco Javier Fernández	ESP	99	01	03	05	07	09	11	20Km Walk				
	Olli-Pekka Karjalainen	FIN	99	01	03	05	07	09	11	Hammer Throw				
	José Manuel Martínez	ESP	99	01	03	05	07	09	11	10,000m/Marathon				
	Andrey Mikhnevich	BLR	99	01	03	05	07	09	11	Shot Put				
	Trond Nymark	NOR	99	01	03	05	07	09	11	50Km Walk				
	Mikel Odriozola	ESP	99	01	03	05	07	09	11	20Km/50Km Walk				
	Khadevis Robinson	USA	99	01	03	05	07	09	11	800m				
	Dwight Phillips	USA	01	03	05	07	09	11	13	Long Jump				
	Andreas Thorkildsen	NOR	01	03	05	07	09	11	13	Javelin Throw				

NAME	COUNTRY	YEARS CONTESTED	EVENT (S)
6 José Luiz Barbosa	BRA	83 87 91 93 95 97	800m/4x400mR
Sergey Bubka	URS/UKR	83 87 91 93 95 97	Pole Vault
Róbson da Silva	BRA	83 87 91 93 95 97	100m/200m/4x100mR
Ray Stewart	JAM	83 87 91 93 95 99	100m/200m/4x100mR
Bob Weir	GBR	83 93 95 97 99 01	Discus/Hammer Throw
Abel Antón	ESP	87 91 93 95 97 99	5000m/10,000m/Marathon
Steve Moneghetti	AUS	87 91 93 95 97 99	10,000m/Marathon
José Urbano	POR	87 91 93 95 97 99	20Km/50Km Walk
Dennis Mitchell	USA	87 91 93 95 97 01	100m/4x100mR
Javier Sotomayor	CUB	87 91 93 95 97 01	High Jump
Tibor Gécsek	HUN	87 91 93 95 99 01	Hammer Throw
Oliver-Sven Buder	GER	91 93 95 97 99 01	Shot Put
Giovanni De Benedictis	ITA	91 93 95 97 99 01	20Km/50Km Walk
Raymond Hecht	GER	91 93 95 97 99 01	Javelin Throw
Fabrizio Mori	ITA	91 93 95 97 99 01	400mH/4x400mR
René Piller	FRA	91 93 95 97 99 01	50Km Walk
Brian Wellman	BER	91 93 95 97 99 01	Triple Jump
Frankie Fredericks	NAM	91 93 95 97 99 03	100m/200m
Yoelbi Quesada	CUB	91 93 95 97 99 03	Triple Jump
Jean Galfione	FRA	91 93 95 97 99 05	Pole Vault
Troy Douglas	BER/NED	91 93 95 97 01 03	100m/200m/400m/4x100mR
Sergio Galdino	BRA	91 93 95 97 03 05	20Km/50Km Walk
Dmitriy Shevchenko	URS/RUS	91 93 95 99 01 03	Discus Throw
Gheorghe Guset	ROU	91 93 99 01 03 05	Shot Put
Robert Maćkowiak	POL	91 95 97 99 01 05	200m/400m/4x100mR/4x400mR
Jon Drummond	USA	93 95 97 99 01 03	100m/200m/4x100mR
Jonathan Edwards	GBR	93 95 97 99 01 03	Triple Jump
Haile Gebrselassie	ETH	93 95 97 99 01 03	5000m/10,000m
Boris Henry	GER	93 95 97 99 01 03	Javelin Throw
Ibrahim Meité	CIV	93 95 97 99 01 03	100m/4x100mR
Miguel Angel Rodríguez	MEX	93 95 97 99 01 03	50Km Walk
Hezekiel Sepeng	RSA	93 95 97 99 01 03	800m/4x400mR
Alejandro Cárdenas	MEX	93 95 97 99 01 05	400m/4x100mR/4x400mR
Davian Clarke	JAM	93 95 97 99 03 05	400m/4x400mR
Modris Liepiņš	LAT	93 97 99 01 03 05	20Km/50Km Walk
Andrey Skvaruk	UKR	93 97 99 01 03 05	Hammer Throw
Craig Barrett	NZL	95 97 99 01 03 05	50Km Walk
John Godina	USA	95 97 99 01 03 05	Shot Put/Discus Throw
Maurice Greene	USA	95 97 99 01 03 05	100m/200m/4x100mR
Allen Johnson	USA	95 97 99 01 03 05	110mH/4x400mR
Ilya Kononov	RUS	95 97 99 01 03 05	Hammer Throw
Jonathan N'Senga	BEL	95 97 99 01 03 05	110mH
Aki Parviainen	FIN	95 97 99 01 03 05	Javelin Throw
Aleksandar Raković	YUG/SCG	95 97 99 01 03 05	50Km Walk
Smail Sghir	MAR/FRA	95 97 99 01 03 05	5000m/10,000m/Marathon
Bogdan Tăruș	ROU	95 97 99 01 03 05	Long Jump
Obadele Thompson	BAR	95 97 99 01 03 05	100m/200m/4x100mR
Nobuhara Asahara	JPN	95 97 01 03 05 07	100m/4x100mR/Long Jump
James Beckford	JAM	95 97 01 03 05 07	Long/Triple Jump/4x100mR
Asaf Birro	ISR	95 97 01 03 05 07	Marathon
Aleksey Voyevodin	RUS	95 97 01 03 05 07	50Km Walk
Robert Kronberg	SWE	97 99 01 03 05 07	110mH
Reyes Estévez	ESP	97 99 01 03 05 09	1500m
Luis García	GUA	97 99 01 03 05 09	20Km/50Km Walk
Aleksey Lukashevich	UKR	97 99 01 03 07 09	Long Jump
Francis Obikwelu	NGR/POR	97 99 03 05 07 09	100m/200m/4x100mR
Stanislav Oljaj	LAT	97 99 03 05 07 09	110mH
Frantz Kruger	RSA/FIN	99 01 03 05 07 09	Discus Throw
Éric Milazar	MRI	99 01 03 05 07 09	400m/4x100mR
Ivan Trotskiy	BLR	99 01 03 05 07 13	20Km/50Km Walk
Juan Cerra	ARG	99 01 03 05 09 11	Hammer Throw
Hamed Al-Bishi	KSA	99 01 03 05 09 11	200m/4x400mR
Rui Silva	POR	99 01 03 05 09 11	1500m/5000m/10,000m
Romain Mesnil	FRA	99 01 03 07 09 11	Pole Vault
Yonas Kifle	ERI	99 01 05 09 11 13	5000m/10,000m/Marathon
Mehdi Baala	FRA	01 03 05 07 09 11	800m/1500m
Avard Moncur	BAH	01 03 05 07 09 11	400m/4x400mR
Zoltán Kóvágó	HUN	01 03 05 07 09 11	Discus Throw
Dwight Thomas	JAM	01 03 05 07 09 11	100m/110mH/4x100mR

NAME	COUNTRY	YEARS CONTESTED	EVENT (S)
(6) Marc Burns	TTO	01 03 05 07 09 11	100m/4x100mR
Adam Nelson	USA	01 03 05 07 09 11	Shot Put
Walter Davis	USA	01 03 05 07 09 11	Long/Triple Jump
Ralf Bartels	GER	01 03 05 07 09 11	Shot Put
Abderrahim Goumri	MAR	01 03 05 07 09 11	5000m/10,000m/Marathon
Tobias Unger	GER	01 03 05 07 09 11	100m/200m/4x100mR
Aleksandr Ivanov	RUS	01 03 05 07 09 11	Javelin Throw
Bat-Ochir Ser-Od	MGL	03 05 07 09 11 13	Marathon
Churandy Martina	AHO/NED	03 05 07 09 11 13	100m/200m/4x100mR
Jaroslav Bába	CZE	03 05 07 09 11 13	High Jump
Mohamed Al-Salhi	KSA	03 05 07 09 11 13	800m/4x400mR
Ezekiel Kemboi	KEN	03 05 07 09 11 13	3000mSC
Pavel Lyzhin	BLR	03 05 07 09 11 13	Shot Put
Gerd Kanter	EST	03 05 07 09 11 13	Discus Throw
Daichi Sawano	JPN	03 05 07 09 11 13	Pole Vault
Dmitriy Karpov	KAZ	03 05 07 09 11 13	Decathlon
Bershawn Jackson	USA	03 05 07 09 11 13	400mH/4x400mR
Grzegorz Sudot	POL	03 05 07 09 11 13	50Km Walk
5 Pavol Blažek	TCH/SVK	83 87 91 93 95	20Km/50Km Walk
Mike Conley	USA	83 87 91 93 95	Long/Triple Jump
Vésteinn Hafsteinsson	ISL	83 87 91 93 95	Discus Throw
Sven Nylander	SWE	83 87 91 93 95	400mH/4x400mR
Ricardo Vera	URU	83 87 91 93 95	5000m/3000mSC
Ronald Weigel	GER	83 87 91 93 95	20Km/50Km Walk
Roman Mrázek	TCH/SVK	83 87 91 95 97	20Km/50Km Walk
Stefano Tilli	ITA	83 87 91 97 99	100m/200m/4x100mR
Dominique Chauvelier	FRA	83 91 93 95 97	Marathon
Trevor Davis	AIA	83 91 93 95 97	100m/200m
Domingos Castro	POR	87 91 93 95 97	5000m/10,000m
Pedro Chiamulera	BRA	87 91 93 95 97	110mH/400mH
Juan de la Garza	MEX	87 91 93 95 97	Javelin Throw
Robert Emmiyan	URS/ARM	87 91 93 95 97	Long Jump
Serge Hélan	FRA	87 91 93 95 97	Triple Jump
Hsu Gi-Sheng	TPE	87 91 93 95 97	Marathon
Gavin Lovegrove	NZL	87 91 93 95 97	Javelin Throw
Héctor Moreno	COL	87 91 93 95 97	20Km/50Km Walk
Axel Noack	GER	87 91 93 95 97	20Km/50Km Walk
Arturo Ortiz	ESP	87 91 93 95 97	High Jump
Seppo Rätty	FIN	87 91 93 95 97	Javelin Throw
Mike Smith	CAN	87 91 93 95 97	Decathlon
Emmanuel Tuffeur	GHA	87 91 93 95 97	100m/200m/4x100mR
Carlos Mercenario	MEX	87 91 93 95 99	20Km/50Km Walk
Colin Jackson	GBR	87 91 93 97 99	110mH/4x100mR
Dieter Baumann	GER	87 91 95 97	1500m/5000m/10,000m
Andrey Fedoriv	URS/RUS	87 93 95 97 99	100m/200m/4x100mR
Vaclavas Kidykas	URS/LTU	87 93 95 97 99	Discus Throw
Andrey Abduvaliyev	URS/TJK/UZB	91 93 95 97 99	Hammer Throw
Nick A'Hern	AUS	91 93 95 97 99	20Km Walk
Fita Bayissa	ETH	91 93 95 97 99	5000m/10,000m
Patrik Bodén	SWE	91 93 95 97 99	Javelin Throw
Fermin Cacho	ESP	91 93 95 97 99	1500m
Mickaël Conjungo	CAF	91 93 95 97 99	Discus Throw
Rob Denmark	GBR	91 93 95 97 99	5000m
Ousmane Diarra	MLI	91 93 95 97 99	100m/200m
Gyula Dudás	HUN	91 93 95 97 99	20Km/50Km Walk
Giuseppe D'Urso	ITA	91 93 95 97 99	800m/1500m
Tim Forsyth	AUS	91 93 95 97 99	High Jump
Javier García	ESP	91 93 95 97 99	Pole Vault
Costel Grasu	ROU	91 93 95 97 99	Discus Throw
Robert Ihly	GER	91 93 95 97 99	20Km/50Km Walk
Ibrahim Ismail	QAT	91 93 95 97 99	400m/4x400mR
Koji Ito	JPN	91 93 95 97 99	100m/200m/4x100mR/4x400mR
Michael Johnson	USA	91 93 95 97 99	200m/400m/4x400mR
Shunji Karube	JPN	91 93 95 97 99	400mH/4x400mR
Bob Kennedy	USA	91 93 95 97 99	5000m
Igor Kollár	TCH/SVK	91 93 95 97 99	20Km Walk
Valentin Kononen	FIN	91 93 95 97 99	50Km Walk
Kostas Koukodimos	GRE	91 93 95 97 99	Long Jump
Igor Kováč	TCH/SVK	91 93 95 97 99	110mH

NAME	COUNTRY	YEARS CONTESTED	EVENT (S)
(5) Samuel Matete	ZAM	91 93 95 97 99	400mH
Noureddine Morcelli	ALG	91 93 95 97 99	1500m
Giovanni Perricelli	ITA	91 93 95 97 99	50Km Walk
Dan Philibert	FRA	91 93 95 97 99	110mH
Raphaël Piolanti	FRA	91 93 95 97 99	Hammer Throw
Jérôme Romain	DMA/FRA	91 93 95 97 99	100m/Long/Triple Jump
Vladimir Sasimovich	URS/BLR	91 93 95 97 99	Javelin Throw
Steve Smith	GBR	91 93 95 97 99	High Jump
Patrick Stevens	BEL	91 93 95 97 99	100m/200m
Maksim Tarasov	URS/RUS	91 93 95 97 99	Pole Vault
Martin Voss	DEN	91 93 95 97 99	Pole Vault
Eduard Hämäläinen	URS/BLR/FIN	91 93 95 97 01	Decathlon
Tony Jarrett	GBR	91 93 95 97 01	110mH/4x100mR
Tom Pukstys	USA	91 93 95 97 01	Javelin Throw
Mattias Sunneborn	SWE	91 93 95 97 01	Long Jump
Germán Sánchez	MEX	91 93 95 97 03	50Km Walk
Valentí Massana	ESP	91 93 95 99 01	20Km/50Km Walk
Eronilde de Araújo	BRA	91 93 95 99 01	400mH/4x400mR
Khalid Skah	MAR	91 93 95 99 03	5000m/10,000m/Marathon
Mathias Ntawulikura	RWA	91 93 95 01 03	5000m/10,000m/Marathon
Antonio Pettigrew	USA	91 93 97 99 01	400m/4x400mR
Vasiliy Sokov	URS/RUS/UZB	91 93 97 99 01	Long/Triple Jump
Peter Blank	GER	91 93 99 01 03	Javelin Throw
Vadim Bavikin	ISR	91 93 01 03 05	Javelin Throw
Charles Austin	USA	91 95 97 99 01	High Jump
Mark Richardson	GBR	91 95 97 99 01	400m/4x400mR
Anninos Marcoullides	CYP	91 95 97 99 03	100m/200m
Kareem Streete-Thompson	CAY/USA	91 95 99 01 03	100m/Long Jump
João N'Tyamba	ANG	91 97 99 01 03	800m/1500m/10,000m/Marathon
Sergey Arzamasov	KAZ	93 95 97 99 01	Triple Jump
Sunday Bada	NGR	93 95 97 99 01	400m/4x400mR
Paolo Dal Soglio	ITA	93 95 97 99 01	Shot Put
Vladimir Dubrovshchik	BLR	93 95 97 99 01	Discus Throw
Iván García	CUB	93 95 97 99 01	200m/4x100mR/4x400mR
Glenroy Gilbert	CAN	93 95 97 99 01	100m/200m/4x100mR
Greg Haughton	JAM	93 95 97 99 01	400m/4x400mR
El Arbi Khattabi	MAR	93 95 97 99 01	3000mSC
Terry McHugh	IRL	93 95 97 99 01	Javelin Throw
Alex Porkhomovskiy	RUS/ISR	93 95 97 99 01	100m/4x100mR
Vasiliy Sidorenko	RUS	93 95 97 99 01	Hammer Throw
Jim Svenøy	NOR	93 95 97 99 01	3000mSC
Isaac Viciosa	ESP	93 95 97 99 01	1500m/5000m
Valeriy Borisov	KAZ	93 95 97 99 03	20Km Walk
Okkert Brits	RSA	93 95 97 99 03	Pole Vault
Chris Donaldson	NZL	93 95 97 99 03	100m/200m/4x100mR
Karsten Kobs	GER	93 95 97 99 03	Hammer Throw
Viktor Ginko	BLR	93 95 97 99 05	50Km Walk
Zoltán Czukor	HUN	93 95 97 99 07	50Km Walk
Daniel García	MEX	93 95 97 99 07	20Km Walk
Ato Boldon	TTO	93 95 97 01 03	100m/200m/4x100mR
Aleksandr Glavatskiy	BLR	93 95 97 01 03	Long/Triple Jump
Marc Blume	GER	93 95 99 03 05	100m/200m/4x100mR
Bernardo Segura	MEX	93 95 99 03 05	20Km Walk
Vladimir Andreyev	RUS	93 97 99 01 03	20Km Walk
Tomasz Lipiec	POL	93 97 99 01 03	50Km Walk
Toshinari Takaoka	JPN	93 97 99 01 05	5000m/10,000m/Marathon
Oumar Loum	SEN	93 97 01 03 05	100m/200m
Keita Cline	IVB	95 97 99 01 03	200m/Long Jump
Hicham El Guerrouj	MAR	95 97 99 01 03	1500m/5000m
Emeterio González	CUB	95 97 99 01 03	Javelin Throw
Arthémon Hatungimana	BDI	95 97 99 01 03	800m
Lev Lobodin	UKR/RUS	95 97 99 01 03	Decathlon
Jón Arnar Magnússon	ISL	95 97 99 01 03	Decathlon
Erki Nool	EST	95 97 99 01 03	Decathlon
Édson Ribeiro	BRA	95 97 99 01 03	100m/4x100mR
Piotr Rysiukiewicz	POL	95 97 99 01 05	400m/4x400mR
Deji Aliu	NGR	95 97 99 03 05	100m/200m/4x100mR
Stefano Baldini	ITA	95 97 01 03 05	10,000m/Marathon
Eric N'Dri Pacome	CIV	95 97 01 03 05	100m/200m/4x100mR

NAME	COUNTRY	YEARS CONTESTED				EVENT (S)	
(5) Hadi Al-Somaily	KSA	95	99	01	03	05	400mH/4x400mR
Dmitri Markov	BLR/AUS	95	99	01	03	05	Pole Vault
Michael Möllenbeck	GER	95	99	01	03	05	Discus Throw
Roman Kejóár	SLO	95	99	01	03	09	Marathon
Yuriy Belonog	UKR	97	99	01	03	05	Shot Put/Discus Throw
Mark Boswell	CAN	97	99	01	03	05	High Jump
André Bucher	SUI	97	99	01	03	05	800m
David Canal	ESP	97	99	01	03	05	400m/4x400mR
Peter Coghlan	IRL	97	99	01	03	05	110mH
Aigars Fadejevs	LAT	97	99	01	03	05	20Km/50Km Walk
Hristos Melétoglou	GRE	97	99	01	03	05	Triple Jump
Jiri Muóik	CZE	97	99	01	03	05	400mH/4x400mR
Jason Tunks	CAN	97	99	01	03	05	Discus Throw
Simon Vroemen	NED	97	99	01	03	05	3000mSC
Milan Haborák	SVK	97	99	01	03	07	Shot Put
Juan Pedro Toledo	MEX	97	99	01	05	07	100m/200m/4x100mR/4x400mR
Ali Mabrouk El Zaidi	LBA	97	99	01	07	11	5000m/10,000m/Marathon
Vicente de Lima	BRA	97	99	03	07	09	100m/4x100mR
Julio Rey	ESP	97	01	03	05	07	10,000m/Marathon
Ivan Tikhon	BLR	97	01	03	05	07	Hammer Throw
Maurice Wignall	JAM	97	01	05	07	09	110mH/Long Jump
Dudley Dorival	HAI	99	01	03	05	07	110mH
Alleyne Francique	GRN	99	01	03	05	07	400m
Yoel Hernández	CUB	99	01	03	05	07	110mH/4x100mR
Stefan Holm	SWE	99	01	03	05	07	High Jump
California Molefe	BOT	99	01	03	05	07	400m/4x400mR
Joachim B. Olsen	DEN	99	01	03	05	07	Shot Put
Matt Shirington	AUS	99	01	03	05	07	100m/200m/4x100mR
Chris Williams	JAM	99	01	03	05	07	200m/4x100mR/4x400mR
Attila Zsivóczy	HUN	99	01	03	05	07	Decathlon
Stéphane Buckland	MRI	99	01	03	05	09	100m/200m/4x100mR
Hussein Taher Al-Sabee	KSA	99	01	03	07	09	Long Jump
Eliseo Martín	ESP	99	01	03	07	09	3000mSC
Luis Felipe Méliz	CUB/ESP	99	01	03	09	11	Long Jump
Tim Seaman	USA	99	01	05	07	13	20Km Walk
Angelo Taylor	USA	99	01	07	09	11	400m/400mH/4x400mR
András Haklits	CRO	99	05	07	09	11	Hammer Throw
Chris Harmse	RSA	99	05	07	09	13	Hammer Throw
Ercüment Olgundeniz	TUR	99	07	09	11	13	Discus Throw
Idrissa Sanou	BUR	01	03	05	07	09	100m
Joseph Randriamahaja	MAD	01	03	05	07	09	110mH
Terrence Trammell	USA	01	03	05	07	09	110mH/4x100mR
Mbulaeni Mulaudzi	RSA	01	03	05	07	09	800m
Yoshitaka Iwamizu	JPN	01	03	05	07	09	3000mSC
Yaroslav Rybakov	RUS	01	03	05	07	09	High Jump
André Höhne	GER	01	03	05	07	09	20Km/50Km Walk
Alexander Kosenkow	GER	01	03	05	07	09	100m/200m/4x100mR
David Ilariani	GEO	01	03	05	07	09	110mH
Johan Wissman	SWE	01	03	05	07	09	200m/400m/4x400mR
Gary Reed	CAN	01	03	05	07	09	800m/4x400mR
Christian Malcolm	GBR	01	03	05	07	11	100m/200m/4x100mR
Antonio Manuel Reina	ESP	01	03	05	07	11	800m/4x400mR
Liu Xiang	CHN	01	03	05	07	11	110mH
Giuseppe Gibilisco	ITA	01	03	05	09	13	Pole Vault
Marian Oprea	ROU	01	03	05	11	13	Triple Jump
Bram Som	NED	01	03	07	09	11	800m
Robert Heffernan	IRL	01	05	07	09	13	20Km/50Km Walk
Prince Mumba	ZAM	01	05	09	11	13	800m
Bernard Lagat	KEN/USA	01	07	09	11	13	1500m/5000m
Dylan Armstrong	CAN	01	07	09	11	13	Shot Put/Hammer Throw
Juan Carlos Higuero	ESP	03	05	07	09	11	1500m
Yuriy Borzakovskiy	RUS	03	05	07	09	11	800m
Zersenay Tadesse	ERI	03	05	07	09	11	5000m/10,000m
Tarek Boukensa	ALG	03	05	07	09	11	1500m
Gebre-Egziabher Gebremariam	ETH	03	05	07	09	11	5000m/10,000m/Marathon
Kenenisa Bekele	ETH	03	05	07	09	11	5000m/10,000m
Eliud Kipchoge	KEN	03	05	07	09	11	5000m
Amine Laâlou	MAR	03	05	07	09	11	800m/1500m
Yoandri Betanzos	CUB	03	05	07	09	11	Triple Jump

	NAME	COUNTRY			YEARS CONTESTED	EVENT (S)
(5)	David Girat	CUB			03 05 07 09 11	Triple Jump
	Simone Collio	ITA			03 05 07 09 11	100m/4x100mR
	Shi Dongpeng	CHN			03 05 07 09 11	110mH
	Chris Tomlinson	GBR			03 05 07 09 11	Long Jump
	Luke Adams	AUS			03 05 07 09 11	20Km/50Km Walk
	Leevan Sands	BAH			03 05 07 09 11	Long/Triple Jump
	Yahya Berrabah	MAR			03 05 07 09 11	Long Jump
	Manuel Olmedo	ESP			03 05 07 09 11	800m/1500m
	Mustafa Mohamed	SWE			03 05 07 09 13	Marathon/3000mSC
	Gregory Sedoc	NED			03 05 07 09 13	110mH/4x100mR
	Erik Tysse	NOR			03 05 07 09 13	20Km/50Km Walk
	Arismendy Peguero	DOM			03 05 07 09 13	400m/4x400mR
	Salim Sdiri	FRA			03 05 09 11 13	Long Jump
	Jaysuma Saidy Ndure	GAM/NOR			03 05 09 11 13	100m/200m
	Fabrizio Donato	ITA			03 07 09 11 13	Triple Jump
	Primož Kozmus	SLO			03 07 09 11 13	Hammer Throw
	Reese Hoffa	USA			03 07 09 11 13	Shot Put
	Markus Esser	GER			05 07 09 11 13	Hammer Throw
	Takayuki Tani	JPN			05 07 09 11 13	20Km/50Km Walk
	Horacio Nava	MEX			05 07 09 11 13	20Km/50Km Walk
	Matej Tóth	SVK			05 07 09 11 13	20Km/50Km Walk
	Krisztián Pars	HUN			05 07 09 11 13	Hammer Throw
	Vadims Vasilevskis	LAT			05 07 09 11 13	Javelin Throw
	Usain Bolt	JAM			05 07 09 11 13	100m/200m/4x100mR
	LJ van Zyl	RSA			05 07 09 11 13	400mH/4x100mR/4x400mR
	Khotso Mokoena	RSA			05 07 09 11 13	Long Jump
	Jared Tallent	AUS			05 07 09 11 13	20Km/50Km Walk
	Marcin Marciniszyn	POL			05 07 09 11 13	400m/4x400mR
	Tero Pitkämäki	FIN			05 07 09 11 13	Javelin Throw
	Dilshod Nazarov	TJK			05 07 09 11 13	Hammer Throw
	Tomasz Majewski	POL			05 07 09 11 13	Shot Put
	Rennie Quow	TTO			05 07 09 11 13	400m/4x400mR
	LaShawn Merritt	USA			05 07 09 11 13	400m/4x400mR
	Koichiro Morioka	JPN			05 07 09 11 13	20Km/50Km Walk
	Kerron Clement	USA			05 07 09 11 13	400mH/4x400mR
	Luis López	COL			05 07 09 11 13	20Km Walk
	Yukifumi Murakami	JPN			05 07 09 11 13	Javelin Throw
	Yared Asmeron	ERI			05 07 09 11 13	Marathon
	Yohann Diniz	FRA			05 07 09 11 13	50Km Walk
	Hamza Alic	BIH			05 07 09 11 13	Shot Put
	Guillermo Martínez	CUB			05 07 09 11 13	Javelin Throw
	Marco De Luca	ITA			05 07 09 11 13	50Km Walk
	Yuzo Kanemaru	JPN			05 07 09 11 13	400m/4x400mR
	Martyn Rooney	GBR			05 07 09 11 13	400m/4x400mR
WOMEN						
11	Susana Feitór	POR	91 93 95 97 99 01	03 05 07 09 11		10,000mW/10Km/20Km Walk
10	Franka Dietzsch	GER	91 93 95 97 99 01	03 05 07 09		Discus Throw
	Nicoleta Grasu	ROU	93 95 97 99 01	05 07 09 11 13		Discus Throw
9	Laverne Eve	BAH	87 91 95 97 99 01	03 05 07		Javelin Throw
	Jackie Edwards	BAH	91 93 95 97 99 01	03 05 07		Long/Triple Jump
	Maria Mutola	MOZ	91 93 95 97 99 01	03 05 07		800m
	Elisângela Adriano	BRA	91 93 97 01	03 05 07 09 11		Shot Put/Discus Throw
	Debbie Ferguson-McKenzie	BAH	95 97 99 01	03 07 09 11 13		100m/200m/4x100mR
8	Merlene Ottey	JAM/SLO	83 87 91 93 95 97	03 07		100m/200m/4x100mR
	Yelena Nikolayeva	URS/RUS	87 93 95 97 99 01	03 05		10,000mW/10Km/20Km Walk
	Fiona May	GBR/ITA	91 93 95 97 99 01	03 05		Long Jump
	Beverly McDonald	JAM	91 93 95 97 99 01	03 05		100m/200m/4x100mR
	Irina Yatchenko	URS/BLR	91 95 97 99 01	03 07 09		Discus Throw
	Venelina Veneva-Mateeva	BUL	91 95 99 01	03 05 09 11		High Jump
	Eunice Barber	SLE/FRA	93 95 97 99 01	03 05 07		100mH/Long Jump/Heptathlon
	Steffi Nerius	GER	93 95 99 01	03 05 07 09		Javelin Throw
	Amy Acuff	USA	95 97 99 01	03 05 07 09		High Jump
	Chandra Sturrup	BAH	95 97 99 01	03 05 07 09		100m/200m/4x100mR
	María Vasco	ESP	95 99 01	03 05 07 09 11		10,000mW/10Km/20Km Walk
	Nadine Kleinert	GER	97 99 01	03 05 07 09 11		Shot Put
7	Pauline Davis-Thompson	BAH	83 87 91 93 95 97 99			100m/200m/400m/4x100mR
	Svetla Sinirtas	BUL/TUR	83 87 91 93 95 97 99			Shot Put/Discus Throw
	Heike Drechsler	GER	83 87 91 93 95 97	01		100m/4x100mR/Long Jump/Heptathlon

NAME	COUNTRY	YEARS CONTESTED						EVENT (S)	
(7) Fernanda Ribeiro	POR	87	91	93	95	97	99	03	3000m/5000m/10,000m
Liliana Allen	CUB/MEX	87	91	93	95	99	01	03	100m/200m/4x100mR/4x400mR
Gail Devers	USA	91	93	95	97	99	01	03	100m/100mH/4x100mR
Teresa Machado	POR	91	93	95	97	99	01	03	Discus Throw
Jearl Miles Clark	USA	91	93	95	97	99	01	03	400m/800m/4x400mR
Ellina Zvereva	URS/BLR	91	93	95	97	99	01	09	Discus Throw
Svetlana Krivelyova	URS/RUS	91	93	97	99	01	03	05	Shot Put
Letitia Vriesde	SUR	91	95	97	99	01	03	05	800m/1500m
Berhane Adere	ETH	93	95	97	99	01	03	05	5000m/10,000m
Zhanna Block	UKR	93	95	97	99	01	03	05	100m/200m
Natalya Alimzhanova	KAZ	93	95	97	99	01	03	05	400mH/4x400mR
Felicia Moldovan	ROU	93	95	97	99	01	05	07	Javelin Throw
Kjersti Plätzer	NOR	93	95	99	01	03	07	09	10,000mW/10Km/20Km Walk
Kajsa Bergqvist	SWE	95	97	99	01	03	05	07	High Jump
Mikaela Ingberg	FIN	95	97	99	01	03	05	09	Javelin Throw
Natalya Sadova	RUS	95	97	99	01	03	05	09	Discus Throw
Felipa Palacios	COL	95	97	99	01	05	07	09	100m/200m/4x100mR
Yelena Antonova	UKR	97	99	01	03	05	07	09	Discus Throw
Geovana Irusta	BOL	97	99	01	03	05	07	09	10,000mW/10Km/20Km Walk
Svetlana Tolstaya	KAZ	97	99	01	03	05	07	09	10,000mW/10Km/20Km Walk
Amy Mbacké Thiam	SEN	99	01	03	05	07	09	13	400m/4x400mR
Yipsi Moreno	CUB	99	01	03	05	07	11	13	Hammer Throw
Zhang Wenxiu	CHN	01	03	05	07	09	11	13	Hammer Throw
6 Jackie Joyner-Kersey	USA	83	87	91	93	95	97		Long Jump/Heptathlon
Sabine Braun	GER	87	91	93	95	97	99		Long Jump/Heptathlon
Aliuska López	CUB	87	91	93	95	97	99		100mH/4x100mR
Connie Price-Smith	USA	87	91	93	95	97	99		Shot Put/Discus Throw
Mayte Zúñiga	ESP	87	91	93	95	97	99		800m/1500m
Kerry Saxby-Junna	AUS	87	91	93	95	99	01		10,000mW/10Km/20Km Walk
Mary Onyali	NGR	87	91	93	95	01	03		100m/200m/4x100mR/4x400mR
Graciela Mendoza	MEX	87	91	95	97	99	05		10,000mW/10Km/20Km Walk
Sandie Richards	JAM	87	93	95	97	01	03		400m/4x400mR
Nezha Bidouane	MAR	91	93	95	97	99	01		400mH
Deon Hemmings	JAM	91	93	95	97	99	01		400mH/4x400mR
Leah Pells	CAN	91	93	95	97	99	01		1500m/3000m
Annarita Sidoti	ITA	91	93	95	97	99	01		10,000mW/10Km/20Km Walk
Krystyna Zabawska	POL	91	93	97	99	01	03		Shot Put
Inga Babakova	URS/UKR	91	95	97	99	01	03		High Jump
Derartu Tulu	ETH	91	95	97	01	03	05		10,000m/3000m/Marathon
Lyudmila Galkina	RUS	93	95	97	99	01	03		Long Jump
Patricia Girard	FRA	93	95	97	99	01	03		100mH/4x100mR
Valentina Gotovska	LAT	93	95	97	99	01	03		High Jump/Long Jump
Kelly Holmes	GBR	93	95	97	99	01	03		800m/1500m
Astrid Kumbernuss	GER	93	95	97	99	01	03		Shot Put
Elisabetta Perrone	ITA	93	95	97	99	01	03		10,000mW/10Km/20Km Walk
Carla Sacramento	POR	93	95	97	99	01	03		800m/1500m
Kaltouma Nadjina	CHA	93	95	97	99	01	05		200m/400m
Debbie-Ann Parris-Thymes	JAM	93	95	97	99	01	05		400mH/4x400mR
Paula Radcliffe	GBR	93	95	97	99	01	05		3000m/5000m/10,000m/Marathon
Nikola Brejchová	CZE	93	95	97	99	01	07		Javelin Throw
Šárka Kašpárková	CZE	93	95	97	99	03	05		Triple Jump
Miréla Manjani	ALB/GRE	95	97	99	01	03	05		Javelin Throw
Tünde Vaszi	HUN	95	97	99	01	03	05		Long Jump
Susanthika Jayasinghe	SRI	95	97	99	01	03	07		100m/200m/4x100mR
Taina Kolkkala	FIN	95	97	99	01	03	07		Javelin Throw
Natalya Safronnikova	BLR	95	97	99	01	03	07		100m/200m/4x100mR/4x400mR
Lidia Simon	ROU	95	97	99	01	07	09		Marathon
Beatrice Faumuina	NZL	95	97	99	03	05	07		Discus Throw
Tatyana Tereshchuk-Antipova	UKR	95	97	99	03	05	07		400mH
Yumileidi Cumbá	CUB	95	99	01	03	05	07		Shot Put
Sonata Milusauskaite	LTU	95	99	01	03	05	07		10,000mW/10Km/20Km Walk
Marta Dominguez	ESP	95	99	01	03	05	09		1500m/3000mSC/5000m
Sonia Bisset	CUB	97	99	01	03	05	07		Javelin Throw
Andrea Blackett	BAR	97	99	01	03	05	07		400mH/4x400mR
Endurance Ojokolo	NGR	97	99	01	03	05	07		100m/4x100mR
Jane Saville	AUS	97	99	01	03	05	07		10,000mW/10Km/20Km Walk
Osleidys Menéndez	CUB	97	99	01	03	05	09		Javelin Throw
Irina Lishchynska	UKR	97	99	01	03	07	09		800m/1500m
Anna Söderberg	SWE	97	99	03	05	07	09		Discus Throw

NAME	COUNTRY	YEARS CONTESTED				EVENT (S)					
(6) Yamilé Aldama	CUB/SUD/GBR	97	99	05	07	09	11	Triple Jump			
Cydonie Mothersill	CAY	97	01	03	05	07	09	100m/200m			
Nuta Oлару	ROU	97	01	03	05	07	09	Marathon			
Aleen Bailey	JAM	99	01	03	05	07	09	100m/200m/4x100mR			
Tatyana Lebedeva	RUS	99	01	03	05	07	09	Long/Triple Jump			
Manuela Montebrun	FRA	99	01	03	05	07	09	Hammer Throw			
Nadezhda Ostapchuk	BLR	99	01	03	05	07	11	Shot Put			
Melanie Seeger	GER	99	01	03	05	07	11	20Km Walk			
Nuria Fernández	ESP	99	01	03	05	09	11	1500m			
Muriel Hurtis	FRA	99	01	03	07	11	13	200m/4x100mR/4x400mR			
Helen Clitheroe	GBR	99	01	05	07	09	11	1500m/3000mSC/5000m			
Claudia Ștef	ROU	99	03	05	07	09	11	20Km Walk			
Kristina Saltanovic	LTU	99	03	05	09	11	13	20Km Walk			
Perdita Felicien	CAN	01	03	05	07	09	11	100mH			
Blanka Vlašić	CRO	01	03	05	07	09	11	High Jump			
Monika Pyrek	POL	01	03	05	07	09	11	Pole Vault			
Aliann Pompey	GUY	01	03	05	07	09	11	400m			
Olive Loughnane	IRL	01	03	05	07	09	11	20Km Walk			
Austra Skujyte	LTU	01	03	05	07	09	11	Shot Put/Heptathlon			
Věra Cechlová	CZE	01	03	05	07	09	11	Discus Throw			
Élodie Ouédraogo	BEL	01	03	05	07	09	11	400mH/4x100mR			
Lee McConnell	GBR	01	03	05	07	09	11	400m/4x400mR			
Angela Whyte	CAN	01	03	05	07	09	13	100mH			
Natalia Rodríguez	ESP	01	03	05	09	11	13	1500m			
Natalya Antyukh	RUS	01	05	07	09	11	13	400m/400mH/4x400mR			
Inês Henriques	POR	01	05	07	09	11	13	20Km Walk			
Yelena Isinbaeva	RUS	03	05	07	09	11	13	Pole Vault			
Meseret Defar	ETH	03	05	07	09	11	13	5000m/10,000m			
Anna Chicherova	RUS	03	05	07	09	11	13	High Jump			
Valerie Adams	NZL	03	05	07	09	11	13	Shot Put			
Allyson Felix	USA	03	05	07	09	11	13	200m/400m/4x100mR/4x400mR			
Anna Rogowska	POL	03	05	07	09	11	13	Pole Vault			
Elisa Rigaudó	ITA	03	05	07	09	11	13	20Km Walk			
Betty Heidler	GER	03	05	07	09	11	13	Hammer Throw			
Ruth Beitia	ESP	03	05	07	09	11	13	4x100mR/High Jump			
5 Charmaine Crooks	CAN	83	87	91	95	97		400m/800m/4x400mR			
Judy Oakes	GBR	83	87	91	95	97		Shot Put			
Beate Gummelt	GER	87	91	93	95	97		10Km/10,000m Walk			
Joetta Clark	USA	87	91	93	95	97		800m			
Huang Zhihong	CHN	87	91	93	95	97		Shot Put			
Simmons Jacobs	GBR	87	91	93	95	97		100m/200m/4x100mR			
Ljudmila Ninova	BUL/AUT	87	91	93	95	97		Long/Triple Jump			
Stephanie Storp	GER	87	91	93	95	97		Shot Put			
Nicole Boegman	AUS	87	91	93	95	99		Long Jump			
Debbi Lawrence	USA	87	91	93	95	01		10,000mW/10Km/20Km Walk			
Kathrin Wessel	GER	87	91	93	95	01		10,000m/Marathon			
Trine Hattestad	NOR	87	91	93	97	99		Javelin Throw			
Hanne Haugland	NOR	87	93	95	97	99		High Jump			
Failiat Ogunkoya	NGR	87	95	97	99	01		200m/400m/4x100mR/4x400mR			
Marleen Renders	BEL	87	95	97	99	01		10,000m/Marathon			
Regina Jacobs	USA	87	97	99	01	03		1500m			
Sanna Kyllönen	FIN	91	93	95	97	99		100m/200m/4x100mR			
Agata Karczarek	POL	91	93	95	97	99		Long Jump			
Manuela Machado	POR	91	93	95	97	99		Marathon			
Petya Pendareva	BUL	91	93	95	97	99		100m/200m/4x100mR			
Andrea Philipp	GER	91	93	95	97	99		100m/200m/4x100mR			
Mária Urbanik	HUN	91	93	95	97	99		10,000mW/10Km/20Km Walk			
Urszula Włodarczyk	POL	91	93	95	97	99		Triple Jump/Heptathlon			
Norfalia Carabali	COL/ESP	91	93	95	97	01		400m/4x400mR			
Julia Dupont	CUB	91	93	95	99	01		200m/400m/4x100mR/4x400mR			
Heike Meissner	GER	91	93	95	01	03		400mH/4x400mR			
Merlene Frazer	JAM	91	95	97	99	01		200m/400m/4x100mR/4x400mR			
Grit Breuer	GER	91	97	99	01	03		400m/4x100mR/4x400mR			
Minoriti Hayakari	JPN	91					05	07	09	11	3000m/3000mSC
Juliet Campbell	JAM	93	95	97	99	01		200m/400m/4x100mR/4x400mR			
Natalya Dukhnova	BLR	93	95	97	99	01		800m			
Sriyani Kulawansa	SRI	93	95	97	99	01		100mH			
Liu Hongyu	CHN	93	95	97	99	01		10,000mW/10Km/20Km Walk			
Nicole Ramalalanirina	MAD/FRA	93	95	97	99	01		100mH			

NAME	COUNTRY	YEARS CONTESTED	EVENT (S)
Marcia Richardson	GBR	93 95 97 99 01	100m/4x100mR
Dionne Rose-Henley	JAM	93 95 97 99 01	100mH/Long Jump
Olabisi Afolabi	NGR	93 95 97 99 03	400m/4x400mR
Heather Samuel	ANT	93 95 97 99 03	100m/200m
Tegla Lorupe	KEN	93 95 97 99 05	10,000m/Marathon
Melanie Paschke	GER	93 95 97 01 03	100m/200m/4x100mR
Vita Pavlysh	UKR	93 95 97 01 03	Shot Put
Miriam Ramón	ECU	93 95 97 05 07	10,000mW/10Km/20Km Walk
Olga Bolshova	MDA	93 95 99 01 03	High/Triple Jump
Teresa Vaill	USA	93 95 05 07 09	10,000mW/10Km/20Km Walk
Tatyana Shikolenko	BLR/RUS	93 97 99 01 03	Javelin Throw
Helena Javornik	SLO	93 97 99 03 07	1500m/5000m/10,000m/Marathon
Ina Gliznuta	MDA	93 97 99 05 07	High Jump
Yelena Govorova	UKR	95 97 99 01 03	Triple Jump
Svetlana Kazanina	KAZ	95 97 99 01 03	Heptathlon
Anastasia Kelesidou	GRE	95 97 99 01 03	Discus Throw
Heli Koivula Kruger	FIN	95 97 99 01 03	Long/Triple Jump/4x100mR
Rita Ramanauskaitė	LTU	95 97 99 01 03	Javelin Throw
Gabriela Szabo	ROU	95 97 99 01 03	1500m/5000m
Katerina Thánou	GRE	95 97 99 01 03	100m/4x100mR
Stélla Tsikouína	GRE	95 97 99 01 03	Discus Throw
Niki Xánthou	GRE	95 97 99 01 03	Long Jump
Monica Iagar	ROU	95 97 99 01 05	High Jump
Manuela Levorato	ITA	95 97 99 01 05	100m/200m/4x100mR
Myriam Mani	CMR	95 97 99 01 07	100m/200m/4x100mR/4x400mR
Savatheda Fynes	BAH	95 97 99 03 05	100m/200m/4x100mR
Irina Lenskiy	UKR/ISR	95 97 01 03 09	400mH/4x400mR/100mH
Lacena Golding-Clarke	JAM	95 97 03 07 09	100mH/Long Jump/4x100mR
Ana Dias	POR	95 99 01 05 09	5000m/10,000m/Marathon
Alenka Bikar	SLO	97 99 01 03 05	100m/200m/4x100mR
Lorraine Graham/Fenton	JAM	97 99 01 03 05	400m/4x400mR
Lauren Hewitt	AUS	97 99 01 03 05	100m/200m/4x100mR
Johanna Manninen	FIN	97 99 01 03 07	100m/200m/4x100mR
Marie Collonville	FRA	97 99 01 05 07	Heptathlon
Donna Fraser	GBR	97 99 01 05 07	400m/4x400mR
Christine Arron	FRA	97 99 03 05 07	100m/200m/4x100mR
Lucimar Aparecida de Moura	BRA	97 99 05 07 09	100m/200m/4x100mR
Olimpiada Ivanova	RUS	97 01 03 05 07	10,000mW/10Km/20Km Walk
Joanne Pavey	GBR	97 01 03 05 07	10,000m/1500m/5000m
Trecia Smith	JAM	97 01 05 07 09	Triple Jump
Thórey Elisdóttir	ISL	99 01 03 05 07	Pole Vault
Nadine Faustin-Parker	HAI	99 01 03 05 07	100mH
Kim Gevaert	BEL	99 01 03 05 07	100m/200m/4x100mR
Ana Guevara	MEX	99 01 03 05 07	400m/4x400mR
Kim Mi-Jeong	KOR	99 01 03 05 07	20Km Walk
Tatyana Kotova	RUS	99 01 03 05 07	Long Jump
Olga Kuzenkova	RUS	99 01 03 05 07	Hammer Throw
Brigita Langerholc	SLO	99 01 03 05 07	800m
Marta Mendía	ESP	99 01 03 05 07	High Jump
Kamila Skolimowska	POL	99 01 03 05 07	Hammer Throw
Stacy Dragila	USA	99 01 03 05 09	Pole Vault
Tamsyn Lewis	AUS	99 01 03 07 09	800m/4x400mR
Deena Kastor	USA	99 01 03 07 13	10,000m/Marathon
Marion Wagner	GER	99 01 03 09 11	100m/4x100mR
Zulia Calatayud	CUB	99 01 05 07 09	800m/4x400mR
Joanna Wisniewska	POL	99 01 05 07 09	Discus Throw
Maurren Maggi	BRA	99 01 07 09 11	100mH/Long Jump
Aretha Thurmond	USA	99 03 05 09 11	Discus Throw
Baya Rahouli	ALG	99 03 05 11 13	Long/Triple Jump
Christine Amertil	BAH	01 03 05 07 09	200m/400m/4x100mR
Gao Shuying	CHN	01 03 05 07 09	Pole Vault
Anna Jesien	POL	01 03 05 07 09	400mH/4x400mR
Vita Palamar	UKR	01 03 05 07 09	High Jump
Ana Po'uhila	TGA	01 03 05 07 09	100m/Shot Put
Cecilia Nilsson	SWE	01 03 05 07 09	Hammer Throw
Magdelín Martínez	ITA	01 03 05 07 09	Triple Jump
Mardrea Hyman	JAM	01 03 05 07 11	1500m/3000mSC
Margaret Simpson	GHA	01 03 05 07 11	Heptathlon
Vonette Dixon	JAM	01 03 05 07 11	100mH/4x100mR

NAME	COUNTRY	YEARS CONTESTED	EVENT (S)
Svetlana Usovich	BLR	01 03 05 07 11	400m/800m/4x400mR
Caroline Hingst	GER	01 03 05 07 13	Pole Vault
Brigitte Foster-Hylton	JAM	01 03 05 09 11	100mH/4x100mR
Guzel Khubbiyeva	UZB	01 03 07 09 11	100m/200m/4x100mR
Vânia Silva	POR	01 03 07 09 11	Hammer Throw
Mélina Robert-Michon	FRA	01 03 07 09 13	Discus Throw
Jen Rhines	USA	01 05 07 09 11	5000m/10,000m
Libania Grenot	CUB/ITA	01 05 09 11 13	400m/4x400mR
Berta Castells	ESP	03 05 07 09 11	Hammer Throw
Lucia Klocová	SVK	03 05 07 09 11	800m
Jillian Schwartz	USA/ISR	03 05 07 09 11	Pole Vault
Antonina Yefremova	UKR	03 05 07 09 11	400m/4x400mR
Sanya Richards-Ross	USA	03 05 07 09 11	200m/400m/4x400mR
Sabine Krantz	GER	03 05 07 09 11	20Km Walk
Derval O'Rourke	IRL	03 05 07 09 11	100mH
Bianca Kappler	GER	03 05 07 09 11	Long Jump
Kayoko Fukushi	JPN	03 05 07 09 13	5000m/10,000m/Marathon
Vera Santos	POR	03 05 07 09 13	20Km Walk
Anna Pyatykh	RUS	03 05 07 09 13	Triple Jump
Anastasiya Juravleva	UZB	03 05 07 11 13	Long/Triple Jump/4x100mR
Natalya Pygyda	UKR	03 05 07 11 13	400m/4x400mR
Mabel Gay	CUB	03 05 09 11 13	Triple Jump
Sally Pearson	AUS	03 07 09 11 13	100m/100mH/4x100mR
Marina Aitova	KAZ	03 07 09 11 13	High Jump
Shalane Flanagan	USA	05 07 09 11 13	5000m/10,000m
Chiara Rosa	ITA	05 07 09 11 13	Shot Put
Levern Spencer	LCA	05 07 09 11 13	High Jump
Jennifer Dahlgren	ARG	05 07 09 11 13	Hammer Throw
Gelete Burka	ETH	05 07 09 11 13	1500m/5000m
Meselech Melkamu	ETH	05 07 09 11 13	5000m/10,000m/Marathon
Zuzana Hejnová	CZE	05 07 09 11 13	400mH/4x400mR
Fabiana Murer	BRA	05 07 09 11 13	Pole Vault
Christina Obergföll	GER	05 07 09 11 13	Javelin Throw
Yuliya Gushchina	RUS	05 07 09 11 13	200m/4x100mR/4x400mR
Dana Veldáková	SVK	05 07 09 11 13	Triple Jump
Emma Green Tregaro	SWE	05 07 09 11 13	High Jump
Cleopatra Borel/-Brown	TTO	05 07 09 11 13	Shot Put
Amantle Montsho	BOT	05 07 09 11 13	400m/4x400mR
Christine Ohuruogu	GBR	05 07 09 11 13	400m/4x400mR
Novlene Williams-Mills	JAM	05 07 09 11 13	400m/4x400mR
Dragana Tomašević	SCG/SRB	05 07 09 11 13	Discus Throw
Kathrin Klaas	GER	05 07 09 11 13	Hammer Throw
Natalya Rusakova	RUS	05 07 09 11 13	200m/100mH/4x100mR



YOUNGEST & OLDEST

These show the youngest and oldest gold medallists (G), medallists (M), finalists or top eight (F) and competitors (C) in each World Championship event, with the overall youngest and oldest in those categories shown in bold

MEN											
EVENT	AGE	YOUNGEST	COUNTRY	DATE	AGE	OLDEST	COUNTRY	DATE			
100 Metres	G	21	245	Yohan Blake	JAM	28 Aug 11	33	135	Linford Christie	GBR	15 Aug 93
	M	18	318	Darrel Brown	TTO	25 Aug 03	35	145	Kim Collins	SKN	28 Aug 11
	F	18	318	Darrel Brown	TTO	25 Aug 03	35	145	Kim Collins	SKN	28 Aug 11
	C	15	153	Darren Tuitt	MNT	5 Aug 95	38	248	Troy Douglas	NED	5 Aug 01
200 Metres	G	22	218	Calvin Smith	USA	14 Aug 83	28	29	Kostás Kénteris	GRE	9 Aug 01
	M	19	255	Alonso Edward	PAN	20 Aug 09	32	50	Carl Lewis	USA	20 Aug 93
	F	18	355	Usain Bolt	JAM	11 Aug 05	35	331	Frankie Fredericks	NAM	29 Aug 03
400 Metres	C	17	33	Ricky Canon ¹	NRU	17 Aug 93	40	270	Troy Douglas	NED	27 Aug 03
	G	18	363	Kirani James	GRN	30 Aug 11	31	347	Michael Johnson	USA	26 Aug 99
	M	18	363	Kirani James	GRN	30 Aug 11	31	347	Michael Johnson	USA	26 Aug 99
800 Metres	F	18	4	Thomas Schönlebe	GDR	10 Aug 83	31	347	Michael Johnson	USA	26 Aug 99
	C	16	183	Kerth Gumbs	AIA	4 Aug 01	36	98	Kelsey Nakanelua	ASA	23 Aug 03
	G	19	215	Mohammed Aman	ETH	13 Aug 13	32	287	Paul Ruto	KEN	17 Aug 93
	M	19	215	Mohammed Aman	ETH	13 Aug 13	32	287	Paul Ruto	KEN	17 Aug 93
1500 Metres	F	16	301	Belal Mansoor Ali	BRN	14 Aug 05	34	315	Osmar Barbosa dos Santos	BRA	31 Aug 03
	C	15	237	Mohamed Abd el Rahman ²	SUD	26 Aug 99	36	330	Babacar Niang	SEN	5 Aug 95
	G	21	185	Noureddine Morceli	ALG	1 Sep 91	32	260	Bernard Lagat	USA	29 Aug 07
	M	20	295	Noah Ngeny	KEN	24 Aug 99	34	250	Bernard Lagat	USA	19 Aug 09
5000 Metres	F	18	60	Asbel Kiprop	KEN	29 Aug 07	34	250	Bernard Lagat	USA	19 Aug 09
	C	16	234	Yahye Abdi Gurre ²	SOM	23 Aug 03	35	281	Joseph Chesire	KEN	20 Aug 93
	G	18	177	Ismael Kirui	KEN	16 Aug 93	32	264	Bernard Lagat	USA	2 Sep 07
	M	18	177	Ismael Kirui	KEN	16 Aug 93	36	266	Bernard Lagat	USA	4 Sep 11
10,000 Metres	F	17	259	Isiah Koech	KEN	4 Sep 11	38	247	Bernard Lagat	USA	16 Aug 13
	C	16	295	Salah Juaim	YEM	6 Aug 01	38	247	Bernard Lagat	USA	16 Aug 13
	G	20	126	Haile Gebrselassie	ETH	22 Aug 93	30	140	Mohamed Farah	GBR	10 Aug 13
	M	19	183	Richard Chelimo	KEN	26 Aug 91	30	140	Mo Farah	GBR	10 Aug 13
Marathon	F	17	50	Assefa Mezegebu	ETH	8 Aug 95	36	170	Carlos Lopes	POR	7 Aug 83
	C	17	47	Assefa Mezegebu	ETH	5 Aug 95	39	120	Mohamed Ezzher	FRA	24 Aug 99
	G	23	102	Gezahegn Abera	ETH	3 Aug 01	36	308	Abel Antón	ESP	28 Aug 99
	M	21	215	Feyisa Liesa	ETH	4 Sep 11	36	308	Abel Antón	ESP	28 Aug 99
3000mSC	F	20	305	Michael Rotich	KEN	30 Aug 03	37	304	José Manuel Martínez	ESP	22 Aug 09
	C	18	187	Ahmed Hassan	SOM	3 Aug 01	46	85	Patrick Dupouy ³	PYF	25 Aug 07
	G	19	334	Moses Kiptanui	KEN	31 Aug 91	31	82	Ezekiel Kemboi	KEN	15 Aug 13
	M	18	250	Cornelius Kipruto	KEN	15 Aug 13	31	82	Ezekiel Kemboi	KEN	15 Aug 13
110m Hurdles	F	18	86	Nahom Mesfin	ETH	28 Aug 07	36	90	Simon Vroemen	NED	9 Aug 05
	C	18	84	Nahom Mesfin	ETH	26 Aug 07	36	143	Graeme Flegg	CAN	9 Aug 95
	G	21	75	Ryan Brathwaite	BAR	20 Aug 09	33	25	Greg Foster	USA	29 Aug 91
	M	20	48	Liu Xiang	CHN	30 Aug 03	34	164	Allen Johnson	USA	12 Aug 05
400m Hurdles	F	19	236	Shi Dongpeng	CHN	30 Aug 03	36	19	Tony Dees	USA	25 Aug 99
	C	18	25	Liu Xiang	CHN	7 Aug 01	37	99	Chay Kim San	CAM	12 Aug 83
	G	21	243	Jehue Gordon	TTO	15 Aug 13	32	1	Edwin Moses	USA	1 Sep 87
	M	20	14	Llewellyn Herbert	RSA	4 Aug 97	32	272	Kriss Akabusi	GBR	27 Aug 91
High Jump	F	17	246	Jehue Gordon	TTO	18 Aug 09	37	185	Danny McFarlane	JAM	18 Aug 09
	C	17	243	Jehue Gordon	TTO	15 Aug 09	37	185	Danny McFarlane	JAM	18 Aug 09
	G	19	282	Gennadiy Avdeyenko	URS	13 Aug 83	29	297	Javier Sotomayor	CUB	6 Aug 97
	M	19	282	Gennadiy Avdeyenko	URS	13 Aug 83	29	297	Javier Sotomayor	CUB	6 Aug 97
Pole Vault	F	18	220	Patrik Sjöberg	SWE	13 Aug 83	34	155	Dragutin Topić	SCG	14 Aug 05
	C	18	12	Tim Forsyth	AUS	29 Aug 91	38	160	Dragutin Topić	SRB	19 Aug 09
	G	19	253	Sergey Bubka	URS	14 Aug 83	33	249	Sergey Bubka	UKR	10 Aug 97
	M	19	253	Sergey Bubka	URS	14 Aug 83	35	300	Björn Otto	GER	12 Aug 13
Long Jump	F	19	253	Sergey Bubka	URS	14 Aug 83	38	335	Derek Miles	USA	29 Aug 11
	C	18	244	István Bagyula	HUN	3 Sep 87	39	339	Jeff Hartwig	USA	30 Aug 07
	G	22	40	Carl Lewis	USA	10 Aug 83	33	336	Dwight Phillips	USA	2 Sep 11
	M	20	215	James Beckford	JAM	12 Aug 95	35	173	Larry Myricks	USA	30 Aug 91
Triple Jump	F	19	287	Hussein Taher Al-Sabee	KSA	28 Aug 99	35	319	Dwight Phillips	USA	16 Aug 13
	C	16	352	Wang Jianan	CHN	14 Aug 13	35	319	Dwight Phillips	USA	16 Aug 13
	G	21	78	Christian Taylor	USA	4 Sep 11	35	88	Jonathan Edwards	GBR	6 Aug 01
	M	20	49	Pedro Pichardo	CUB	18 Aug 13	35	88	Jonathan Edwards	GBR	6 Aug 01
	F	18	22	Yoelbi Quesada	CUB	26 Aug 91	37	107	Jonathan Edwards	GBR	25 Aug 03
	C	18	21	Yoelbi Quesada	CUB	25 Aug 91	37	355	Charles Friedek	GER	16 Aug 09

EVENT	AGE	YOUNGEST	COUNTRY	DATE	AGE	OLDEST	COUNTRY	DATE
Shot Put	G 21	37 David Storl	GER	2 Sep 11	32	81 Werner Günthör	SUI	21 Aug 93
	M 20	279 Ulf Timmermann	GDR	7 Aug 83	33	59 Oliver-Sven Buder	GER	21 Aug 99
	F 18	257 Manuel Martínez	ESP	21 Aug 93	45	244 Ivan Ivančić	YUG	7 Aug 83
	C 18	256 Manuel Martínez	ESP	20 Aug 93	45	244 Ivan Ivančić	YUG	7 Aug 83
Discus Throw	G 24	60 Lars Riedel	GER	27 Aug 91	34	41 Lars Riedel	GER	8 Aug 01
	M 22	314 Robert Harting	GER	28 Aug 07	40	71 John Powell	USA	4 Sep 87
	F 20	156 Victor Butenko	RUS	13 Aug 13	40	71 John Powell	USA	4 Sep 87
	C 18	232 Robert McNabb	COK	8 Aug 97	41	180 Virgilijus Alekna	LTU	12 Aug 13
Hammer Throw	G 24	69 Paweł Fajdek	POL	12 Aug 13	36	325 Koji Murofushi	JPN	29 Aug 91
	M 22	277 Zdzisław Kwasny	POL	10 Aug 83	36	325 Koji Murofushi	JPN	29 Aug 11
	F 19	168 Olli-Pekka Karjalainen	FIN	22 Aug 99	40	233 Igor Astapkovich	BLR	25 Aug 03
	C 18	171 Ashraf Amjad	QAT	10 Aug 13	43	157 Ed Burke	USA	8 Aug 83
Javelin Throw	G 21	313 Marius Corbett	RSA	5 Aug 97	35	57 Jan Železný	CZE	12 Aug 01
	M 21	75 Jan Železný	TCH	30 Aug 87	35	57 Jan Železný	CZE	12 Aug 01
	F 19	79 Aleksandr Ivanov	RUS	12 Aug 01	41	143 Peter Blank	GER	31 Aug 03
	C 18	340 Kim Jae-Sang	KOR	29 Aug 87	41	143 Peter Blank	GER	31 Aug 03
Decathlon	G 24	164 Torsten Voss	GDR	4 Sep 87	32	279 Roman Šebrle	CZE	1 Sep 07
	M 21	256 Dean Macey	GBR	25 Aug 99	32	279 Roman Šebrle	CZE	1 Sep 07
	F 18	284 Yordani García	CUB	1 Sep 07	34	148 Lev Lobodin	RUS	27 Aug 03
	C 18	284 Yordani García	CUB	1 Sep 07	36	275 Roman Šebrle	CZE	28 Aug 11
20km Walk	G 20	108 Alexander Ivanov	RUS	11 Aug 13	34	140 Maurizio Damilano	ITA	24 Aug 91
	M 18	346 Viktor Burayev	RUS	4 Aug 01	37	221 José Marín	ESP	30 Aug 87
	F 18	346 Viktor Burayev	RUS	4 Aug 01	37	221 José Marín	ESP	30 Aug 87
	C 18	34 Li Gaobo	CHN	26 Aug 07	43	336 Bengt Bengtsson	SWE	6 Aug 05
50km Walk	G 22	358 Ivano Brugnetti	ITA	25 Aug 99	37	258 Veniamin Soldatenko	URS	18 Sep 76
	M 20	229 Alex Schwazer	ITA	12 Aug 05	39	308 Jesús Ángel García	ESP	21 Aug 09
	F 20	229 Alex Schwazer	ITA	12 Aug 05	39	308 Jesús Ángel García	ESP	21 Aug 09
	C 18	179 Bengt Simonsen	SWE	18 Sep 76	46	165 Jorge Costa	POR	1 Sep 07
4x100m Relay	G 21	136 Eddy de Lépine	FRA	13 Aug 05	30	354 Jon Drummond	USA	29 Aug 99
	M 16	305 Darrel Brown	TTO	12 Aug 01	40	274 Troy Douglas	NED	31 Aug 03
	F 16	277 Ibrahim Meité	CIV	22 Aug 93	40	274 Troy Douglas	NED	31 Aug 03
	C 15	174 Yahya Saed Al-Kahes	KSA	12 Aug 01	40	274 Troy Douglas	NED	31 Aug 03
4x400m Relay	G 19	183 Arman Hall	USA	16 Aug 13	35	51 Timothy Munnings	BAH	12 Aug 01
	M 18	5 Kunle Adejuyigbe	NGR	13 Aug 95	35	51 Timothy Munnings	BAH	12 Aug 01
	F 17	354 Rennie Quow	TTO	14 Aug 05	35	93 Robert Maćkowiak	POL	14 Aug 05
	C 16	354 Masoud Al-Rahman	QAT	31 Aug 91	35	93 Robert Maćkowiak	POL	14 Aug 05

- 1 Gervais Kirolo CAF, born 1966 and competing on 12 Aug 83 could be younger, but his exact birthdate is not known
- 2 Only birth year is known, but even in worst case (born January 1) the athlete is the youngest
- 3 Marathon runner Ayele Setegn ISR – who was previously listed as the oldest ever competitor at 50 years 124 days in 2005 – was actually born in 1962 and not 1955 as submitted in various entry lists. Therefore he was 43 years old in Helsinki and not 50. It is correct that April 11, 1955 is his official birth date according to his Ethiopian passport and Israeli identity card. The 1955 date is from the Ethiopian calendar which runs seven years later than that in common use. An actual birthdate of April 11, 1962 has been confirmed by the athlete, and to the IAAF by the Israeli AA, who explain that for official purposes he must use the earlier date as this is what appears on his Israeli papers, which apparently cannot be changed

WOMEN

100 Metres	G 21	278 Katrin Krabbe	GER	27 Aug 91	31	278 Carmelita Jeter	USA	29 Aug 11
	M 21	278 Katrin Krabbe	GER	27 Aug 91	35	89 Merlene Ottey	JAM	7 Aug 95
	F 19	72 Nikole Mitchell	JAM	16 Aug 93	37	339 Chandra Sturupp	BAH	17 Aug 09
	C 14	5 Tehani Kirby	NMI	26 Aug 91	47	108 Merlene Ottey	SLO	26 Aug 07
200 Metres	G 19	267 Allyson Felix	USA	12 Aug 05	35	92 Merlene Ottey	JAM	10 Aug 95
	M 19	267 Allyson Felix	USA	12 Aug 05	37	90 Merlene Ottey	JAM	8 Aug 97
	F 19	123 Shaunae Miller	BAH	16 Aug 13	37	90 Merlene Ottey	JAM	8 Aug 97
	C 15	323 Fowzio Abdikarim Sheikh	SOM	29 Aug 07	43	108 Merlene Ottey	SLO	26 Aug 03
400 Metres	G 23	104 Christine Ohuruogu	GBR	29 Aug 07	32	196 Jarmila Kratochvílová	TCH	10 Aug 83
	M 19	192 Grit Breuer	GER	27 Aug 91	32	196 Jarmila Kratochvílová	TCH	10 Aug 83
	F 19	192 Grit Breuer	GER	27 Aug 91	33	301 Tatyana Alekseyeva	RUS	4 Aug 97
	C 15	7 Dijana Kojić	BIH	2 Aug 97	36	274 Amy Mbacke Thiam	SEN	11 Aug 13
800 Metres	G 18	224 Caster Semenya	RSA	19 Aug 09	34	139 Ana Quirot	CUB	9 Aug 97
	M 18	224 Caster Semenya	RSA	19 Aug 09	36	311 Letitia Vriesde	SUR	12 Aug 01
	F 18	224 Caster Semenya	RSA	19 Aug 09	38	7 Lyubov Gurina	RUS	13 Aug 95
	C 14	334 Hind Musa	SUD	9 Aug 01	40	306 Letitia Vriesde	SUR	7 Aug 05
1500 Metres	G 19	241 Liu Dong	CHN	22 Aug 93	31	224 Svetlana Masterkova	RUS	29 Aug 99
	M 19	240 Anita Weyermann	SUI	5 Aug 97	36	134 Violeta Szekely	ROU	7 Aug 01
	F 17	104 Mary Cain	USA	15 Aug 13	38	154 Ruth Wysocki	USA	9 Aug 95
	C 14	217 Lamberte Nyabamikazi	BDI	4 Aug 01	38	154 Ruth Wysocki	USA	9 Aug 95

EVENT	AGE	YOUNGEST	COUNTRY	DATE	AGE	OLDEST	COUNTRY	DATE		
3000 Metres	G 20	130	Birgit Friedmann	FRG	16 Aug 80	30	14	Tatyana Dorovskikh	URS	26 Aug 91
	M 20	130	Birgit Friedmann	FRG	16 Aug 80	37	34	Maricica Puică	ROU	1 Sep 87
	F 16	226	Annemari Sandell	FIN	16 Aug 93	37	34	Maricica Puică	ROU	1 Sep 87
	C 14	262	Enh Od Tevdshigmed	MGL	14 Aug 93	37	34	Maricica Puică	ROU	1 Sep 87
5000 Metres	G 17	333	Tirunesh Dibaba²	ETH	30 Aug 03	29	271	Meseret Defar	ETH	17 Aug 13
	M 17	333	Tirunesh Dibaba ²	ETH	30 Aug 03	36	148	Edith Masai	KEN	30 Aug 03
	F 17	144	Sally Barsosio	KEN	12 Aug 95	38	35	Teresa Rêcio	ESP	11 Aug 01
	C 14	281	Wisam Al-Bekheet	PLE	9 Aug 01	39	254	Nora Rocha	MEX	29 Aug 07
10,000 Metres	G 19	137	Sally Barsosio	KEN	5 Aug 97	31	167	Ingrid Kristiansen	NOR	4 Sep 87
	M 15	153	Sally Barsosio	KEN	21 Aug 93	32	16	Berhane Adere	ETH	6 Aug 05
	F 15	153	Sally Barsosio	KEN	21 Aug 93	38	124	Edith Masai	KEN	6 Aug 05
	C 14	267	Enh Od Tevdshigmed	MGL	19 Aug 93	38	277	Francie Larrieu Smith	USA	27 Aug 91
Marathon	G 20	251	Bai Xue	CHN	23 Aug 09	35	43	Catherine Ndereba	KEN	2 Sep 07
	M 20	251	Bai Xue	CHN	23 Aug 09	37	127	Valeria Straneo	ITA	10 Aug 13
	F 20	154	Kim Hye-Gyong	PRK	10 Aug 13	40	151	Edith Masai	KEN	2 Sep 07
	C 14	274	Su Su-Ning	TPE	15 Aug 93	47	136	Colleen de Reuck	USA	27 Aug 11
3000mSC	G 23	187	Dorcus Inzikuru	UGA	8 Aug 05	33	287	Marta Dominguez	ESP	17 Aug 09
	M 23	113	Yuliya Zarudneva	RUS	17 Aug 09	33	287	Marta Dominguez	ESP	17 Aug 09
	F 19	27	Gesa Felicitas Krause	GER	30 Aug 11	34	248	Mardrea Hyman	JAM	27 Aug 07
	C 17	72	Karoline Bjerkeli Grovdal	NOR	25 Aug 07	38	271	Minoru Hayakari	JPN	27 Aug 11
100m Hurdles	G 21	364	Brianna Rollins	USA	17 Aug 13	34	285	Brigitte Foster-Hylton	JAM	19 Aug 09
	M 21	241	Glory Alozie	NGR	28 Aug 99	35	129	Ludmila Engquist	SWE	28 Aug 99
	F 20	290	LaVonna Martin	USA	4 Sep 87	35	141	Patricia Girard	FRA	27 Aug 03
	C 17	75	Manuela Bosco	FIN	25 Aug 99	38	68	Irina Lenskiy	ISR	19 Aug 09
400m Hurdles	G 20	292	Jana Pittman	AUS	28 Aug 03	31	324	Nezha Bidouane	MAR	8 Aug 01
	M 19	305	Petra Pfaff	GDR	16 Aug 80	36	226	Sandra Glover	USA	13 Aug 05
	F 19	137	Esther Mahr	USA	16 Aug 80	36	226	Sandra Glover	USA	13 Aug 05
	C 16	99	Mirenda Francourt	SEY	26 Aug 91	37	321	Tatyana Tereshchuk-Antipova	UKR	28 Aug 07
High Jump	G 20	337	Ioanmet Quintero	CUB	21 Aug 93	32	63	Inga Babakova	UKR	29 Aug 99
	M 20	243	Emma Green	SWE	8 Aug 05	34	138	Ruth Beitia	ESP	17 Aug 13
	F 17	277	Blanka Vlašić	CRO	12 Aug 01	34	138	Ruth Beitia	ESP	17 Aug 13
	C 16	139	Zheng Xingjuan	CHN	6 Aug 05	38	238	Romya Rifka	MEX	18 Aug 09
Pole Vault	G 23	40	Svetlana Feofanova	RUS	25 Aug 03	31	71	Yelena Isinbaeva	RUS	13 Aug 13
	M 20	360	Monika Pyrek	POL	6 Aug 01	31	189	Jenn Suhr	USA	13 Aug 13
	F 20	322	Caroline Hingst	GER	6 Aug 01	32	153	Stacy Dragila	USA	25 Aug 03
	C 16	306	Vicky Parnov	AUS	26 Aug 07	38	143	Stacy Dragila	USA	15 Aug 09
Long Jump	G 18	241	Heike Daute	GDR	14 Aug 83	31	238	Fiona May	ITA	7 Aug 01
	M 18	241	Heike Daute	GDR	14 Aug 83	33	64	Niurka Montalvo	ESP	7 Aug 01
	F 18	241	Heike Daute	GDR	14 Aug 83	37	361	Valentina Gotovska	LAT	30 Aug 03
	C 17	284	Beatrice Utundu	NGR	3 Sep 87	37	361	Valentina Gotovska	LAT	30 Aug 03
Triple Jump	G 22	291	Yargelis Savigne	CUB	31 Aug 07	29	275	Trecia Smith	JAM	7 Aug 05
	M 20	267	Yargelis Savigne	CUB	7 Aug 05	32	26	Yolanda Chen	RUS	21 Aug 93
	F 19	190	Ren Ruiping	CHN	10 Aug 95	39	18	Yamilé Aldama	GBR	1 Sep 11
	C 16	304	Maria Londa	INA	29 Aug 07	39	18	Yamilé Aldama	GBR	1 Sep 11
Shot Put	G 22	324	Valerie Vili	NZL	26 Aug 07	34	75	Svetlana Krivelyova	RUS	27 Aug 03
	M 20	204	Gong Lijiao	CHN	16 Aug 09	34	224	Vita Pavlysh	UKR	27 Aug 03
	F 18	214	Gong Lijiao	CHN	26 Aug 07	38	112	Li Meisu	CHN	7 Aug 97
	C 17	167	Emel Dereli	TUR	11 Aug 13	39	172	Judy Oakes	GBR	5 Aug 97
Discus Throw	G 21	87	Dani Samuels	AUS	21 Aug 09	40	268	Ellina Zvereva	BLR	11 Aug 01
	M 21	87	Dani Samuels	AUS	21 Aug 09	40	268	Ellina Zvereva	BLR	11 Aug 01
	F 18	156	Ilke Wyludda	GDR	31 Aug 87	41	302	Irina Yatchenko	BLR	29 Aug 07
	C 16	304	Siniva Marsters	COK	7 Aug 97	48	276	Ellina Zvereva	BLR	19 Aug 09
Hammer Throw	G 20	261	Yipsi Moreno	CUB	7 Aug 01	29	311	Tatyana Lysenko	RUS	16 Aug 13
	M 20	261	Yipsi Moreno	CUB	7 Aug 01	32	328	Olga Kuzenkova	RUS	28 Aug 03
	F 15	138	Zhang Wenxiu	CHN	7 Aug 01	35	148	Lorraine Shaw	GBR	28 Aug 03
	C 15	137	Zhang Wenxiu	CHN	6 Aug 01	38	253	Elena Teloni	CYP	26 Aug 03
Javelin Throw	G 21	265	Osleidys Menéndez	CUB	6 Aug 01	37	48	Steffi Nerius	GER	18 Aug 09
	M 21	10	Mikaela Ingberg	FIN	8 Aug 95	37	48	Steffi Nerius	GER	18 Aug 09
	F 17	268	Osleidys Menéndez	CUB	9 Aug 97	40	59	Laverne Eve	BAH	14 Aug 05
	C 15	283	Liang Lilii	CHN	26 Aug 99	42	74	Laverne Eve	BAH	29 Aug 07
Heptathlon	G 20	203	Carolina Klüft	SWE	24 Aug 03	32	46	Sabine Braun	GER	4 Aug 97
	M 20	203	Carolina Klüft	SWE	24 Aug 03	35	147	Jane Frederick	USA	1 Sep 87
	F 20	201	Regla Cárdeñas	CUB	10 Aug 95	35	147	Jane Frederick	USA	1 Sep 87
	C 18	200	Yorgelis Rodríguez	CUB	13 Aug 13	36	197	Tatyana Alisevich	BLR	7 Aug 05
10Km/10,000m Walk	G 18	135	Irina Stankina	RUS	7 Aug 95	28	181	Irina Strakhova	URS	1 Sep 87
	M 18	135	Irina Stankina	RUS	7 Aug 95	31	210	Ileana Salvador	ITA	14 Aug 93
	F 16	153	Jin Bingyie	CHN	1 Sep 87	32	173	Irina Strakhova	URS	24 Aug 91
	C 16	153	Jin Bingyie	CHN	1 Sep 87	43	333	Helen Low	SIN	14 Aug 93

EVENT	AGE	YOUNGEST	COUNTRY	DATE	AGE	OLDEST	COUNTRY	DATE
20km Walk	G 20	274 Yelena Lashmanova	RUS	13 Aug 13	37	204 Yelena Nikolayeva	RUS	24 Aug 03
	M 19	362 Tatyana Shemyakina	RUS	31 Aug 07	38	86 Kerry Junna-Saxby	AUS	27 Aug 99
	F 18	22 Anežka Drahotová	CZE	13 Aug 13	38	86 Kerry Junna-Saxby	AUS	27 Aug 99
4x100m Relay	C 18	22 Anežka Drahotová	CZE	13 Aug 13	46	269 Teresa Vaill	USA	16 Aug 09
	G 19	51 Silke Gladisch	GDR	10 Aug 83	35	144 Patricia Girard	FRA	30 Aug 03
	M 17	257 Dina Asher-Smith	GBR	18 Aug 13	37	344 Chandra Sturruup	BAH	22 Aug 09
4x400m Relay	F 17	66 Vernicha James	GBR	11 Aug 01	37	344 Chandra Sturruup	BAH	22 Aug 09
	C 16	133 Liang Xiaojing ¹	CHN	18 Aug 13	43	111 Merlene Ottey	SLO	29 Aug 03
	G 18	186 Sanya Richards	USA	31 Aug 03	36	361 Jearl Miles Clark	USA	31 Aug 03
	M 18	186 Sanya Richards	USA	31 Aug 03	36	361 Jearl Miles Clark	USA	31 Aug 03
	F 15	237 Doris Jacob	NGR	10 Aug 97	36	361 Jearl Miles Clark	USA	31 Aug 03
C 15	236 Doris Jacob	NGR	9 Aug 97	37	202 Norfalia Carabali	ESP	11 Aug 01	

1 Dibaba's 2003 World Championship entry form listed a birthdate of June 1, 1985 which would mean she was 18 years and 90 days when she won that year. At subsequent events a birthday of October 1, 1985 was given for her and it is this date on which the statistics above are based

2 Elizabeth Wilson GHA, born 1967 and competing on 10 Aug 83 could be younger, but her exact birthdate is not known

YOUNGEST EVER CHAMPIONS

Men

5000 Metres	18	177 Ismael Kirui	KEN	16 Aug 93
5000 Metres	18	299 Eliud Kipchoge	KEN	31 Aug 03
400 Metres	18	363 Kirani James	GRN	30 Aug 11
4x400m Relay	19	183 Arman Hal	USA	16 Aug 13
800m	19	215 Mohammed Aman	ETH	13 Aug 13
Pole Vault	19	253 Sergey Bubka	URS	14 Aug 83
High Jump	19	282 Gennadiy Avdeyenko	URS	13 Aug 83
3000m Steeplechase	19	334 Moses Kiptanui	KEN	31 Aug 91
20Km Walk	20	108 Alexander Ivanov	RUS	11 Aug 13
10000 Metres	20	126 Haile Gebrselassie	ETH	22 Aug 93

Youngest

5000 Metres	17	333 Tirunesh Dibaba	ETH	30 Aug 03	(Assuming her birthdate is October 1, 1985)
10Km Walk	18	135 Irina Stankina	RUS	7 Aug 95	
4x400m Relay	18	186 Sanya Richards	USA	31 Aug 03	
800 Metres	18	224 Caster Semenya	RSA	19 Aug 09	
Long Jump	18	241 Heike Daute	GDR	14 Aug 83	
4x100m Relay	19	51 Silke Gladisch	GDR	10 Aug 83	
10,000 Metres	19	137 Sally Barsosio	KEN	5 Aug 97	
1500 Metres	19	241 Liu Dong	CHN	22 Aug 93	
10,000 Metres	19	253 Linet Masai	KEN	15 Aug 09	
200 Metres	19	267 Allyson Felix	USA	12 Aug 05	

OLDEST EVER CHAMPIONS

Men

50Km Walk	37	258 Veniamin Soldatenko	URS	18 Sep 76
Hammer Throw	36	325 Koji Murofushi	JPN	29 Aug 11
Marathon	36	308 Abel Antón	ESP	28 Aug 99
Hammer Throw	36	75 Yuriy Sedykh	URS	25 Aug 91
50Km Walk	35	167 Robert Heffernan	IRL	14 Aug 13
Triple Jump	35	88 Jonathan Edwards	GBR	6 Aug 01
Javelin Throw	35	57 Jan Železný	CZE	12 Aug 01
4x400m Relay	35	51 Timothy Munnings	BAH	12 Aug 01
50Km Walk	35	28 Robert Korzeniowski	POL	27 Aug 03
Marathon	34	290 Abel Antón	ESP	10 Aug 97

Women

Discus Throw	40	268 Ellina Zvereva	BLR	11 Aug 01
Discus Throw	39	219 Franka Dietzsch	GER	29 Aug 07
Discus Throw	37	298 Irina Yatchenko	BLR	25 Aug 03
20km Walk	37	204 Yelena Nikolayeva	RUS	24 Aug 03
Discus Throw	37	201 Franka Dietzsch	GER	11 Aug 05
Javelin Throw	37	48 Steffi Nerius	GER	18 Aug 09
4x400m Relay	36	361 Jearl Miles Clark	USA	31 Aug 03
4x100m Relay	35	144 Patricia Girard	FRA	30 Aug 03
200 Metres	35	92 Merlene Ottey	JAM	10 Aug 95
Marathon	35	43 Catherine Ndereba	KEN	2 Sep 07

PLACING TABLES

Eight points are given for a gold medal down to one for eighth place. Points are shared in the case of a tie. The columns in the overall placing tables do not all add up to 635 because of ties, non-finishers, disqualifications and non-starters. Included are disqualifications known to the editor as at June 30, 2015.

Number of World Championship events

	Men	Women	Totals
Malmö 1976	1	0	1
Sittard 1980	-	2	2
Helsinki 1983	24	17	41
Rome 1987	24	19	43
Tokyo 1991	24	19	43
Stuttgart 1993	24	20	44
Gothenburg 1995	24	20	44
Athens 1997	24	20	44
Seville 1999	24	22	46
Edmonton 2001	24	22	46
Paris 2003	24	22	46
Helsinki 2005	24	23	47
Osaka 2007	24	23	47
Berlin 2009	24	23	47
Daegu 2011	24	23	47
Moscow 2013	24	23	47
Totals	337	298	635

ALL WORLD CHAMPIONSHIPS

OVERALL

	Gold	Silver	Bronze	4th	5th	6th	7th	8th	Medals	Points
USA	138	87+1=	74+1=	57+3=	65+3=	59+2=	57+1=	55+3=	301	3090
GER ¹	57	53	57+2=	64+2=	59+1=	52+1=	45+4=	37+1=	169	2039
RUS	53	54+5=	51+3=	51+2=	47+3=	40+1=	42+1=	37	166	1864.5
KEN	43	37	32	31	28	21	34	13	112	1206
GBR	21	29	22	33+2=	35+1=	23	26+1=	16	82	1018.5
JAM	24	42	31+1=	23	19	21	18	19	98	986.5
URS ²	23	25+2=	28	21+1=	17	12	11	17+1=	78	793
ETH	22	19	23	15	13	12	13	14	64	650
CUB	19	21+1=	12	26	6+2=	16	18	18	53	640.5
FRA	10	17	17	21	22+1=	22	23+1=	26+1=	44	635.6
ITA	11	14+1=	13	13	15+2=	22	26+3=	26	39	549.5
POL	12	10+1=	11+1=	21+1=	16	17+1=	19+1=	17+2=	35	528.3
CHN	10	11	14	19	20	16+1=	14	15	35	509.5
ESP	7	15	15+1=	15	16	23	11	15	38	501.5
UKR	11	8+1=	12	16	17	11+1=	20+1=	6	32	452.1
AUS	10	9	12	9	15	8	15	9+1=	31	383.3
BLR	9	13	10	8	10	10	12	5	32	362
CAN	4	10	9	6	11	15+3=	8	18	23	316.5
MAR	10	11	6	11	6	7	7	5	27	312
JPN	4	6	12	9	11	14	12	8	22	309
ROU	5	8	10	6+1=	11	16	6+1=	10	23	306
FIN	7	8	6	11	11	9	4	9	21	291
CZE	12	5	4	7+1=	7+3=	7+2=	9	7+1=	21	283
SWE	8	4	5	6+2=	8+2=	8+1=	9+3=	8	17	253.7
POR	5	6	5	9	8	7	8	5	16	231
BUL	5	3	8	8	6+1=	6	9	10	16	222.5
BAH	7	6	6	7	5+1=	5	5	4	19	221.5
RSA	7	6	5	2	6	8	6	8	18	206
GRE	4	6	10	1	4+1=	9	5	8	20	203.5
BRA	1	5	5	6	10+1=	9+1=	9	9	11	203
NGR	-	4	4	6	9	16	8	6+1=	8	188.5
HUN	-	6	5	12	3	7	5+1=	5	11	181.5
NOR	6	5	3	5+2=	4	6	3	5	14	180
MEX	3	2	8	6	2	3	2	5	13	142
TCH ³	4	4	3	3	2	6	6	2	11	133
NED	1	4	5	1	4+1=	3+1=	5	7	10	118
TTO	2	4	5	1	2	3	7	1	11	111
ALG	6	-	3	1	4	1	1	3	9	95
SUI	4	-	3	3	3	2	-	3	7	86
EST	2	4	2	3	-	2	3	3	8	86
NZL	5	1	-	2	3	3	1	1	6	81
IRL	3	3	-	3	-	4+1=	2	1+1=	6	80

	Gold	Silver	Bronze	4th	5th	6th	7th	8th	Medals	Points
LTU	2	2	1	4	1	3	-	4+1=	5	73.5
BRN	5	1	1	-	1	3	2	1	7	71
BEL	-	-	4	2	5	3	1	2	4	67
SLO	1	1	2	2	5	-	3+1=	1	4	65
QAT	2	2	1	2	-	1	4	1	5	58
NAM	1	4	-	2	1	2	1	-	5	58
KAZ	-	3	3	1	-	-	2=	-	6	50.1
UGA	2	1	1	3	-	2	-	-	4	50
MOZ	3	1	1	2	-	-	1	-	5	49
DOM	2	1	1	1	2	1	1	2	4	49
DEN	3	-	1	2	1	-	-	1	4	45
TUR	-	2	1	-	4	-	-	4	3	40
LAT	-	-	1	3	1	2	3	3	1	40
CRO	3	1	-	-	-	1	2	1	4	39
YUG ⁴	-	-	-	2	3	2	2	2+1=	0	34.3
COL	1	-	2	-	2	2	1	2	3	38
SKN	1	-	3+1=	-	1	-	-	-	5	35.5
BAR	1	-	-	3	-	3	-	1	1	33
ECU	3	1	-	-	-	-	-	1	4	32
SEN	1	-	1	-	1	1	5	1	2	32
GHA	-	1	1	1	1	-	3	3	2	31
AUT	-	1	1	-	-	2	5	2	2	31
SVK	-	-	3	-	1	1	-	5	3	30
KSA	-	-	1	2	2	1	-	3	1	30
ERI	-	1	-	3	-	1	-	2	1	27
ZAM	1	2	-	-	1	-	-	-	3	26
TAN	-	1	-	-	3	2	-	-	1	25
TUN	-	1	1	-	2	1	-	-	2	24
CIV	-	2	-	-	1	-	2	-	2	22
SUR	-	1	1	1	1	-	-	-	2	22
BDI	-	1	1	-	1	1	1	-	2	22
BER	-	1	-	-	2	2	-	1	1	22
SRB	-	-	2	1	-	1	1	-	2	22
CMR	-	2	-	-	-	1	2	-	2	21
TJK	2	-	-	-	-	-	-	-	2	20
PAN	1	1	-	-	-	1	1	-	2	20
DJI	-	2	1	-	-	-	-	-	3	20
ISR	-	1	1	-	-	1	2	-	2	20
MRI	-	-	-	1	3	1	-	-	0	20
GRN	1	-	-	-	-	3	1	-	1	19
BOT	1	1	-	-	-	-	1	1	2	18
PUR	-	2	-	-	-	1	-	-	2	17
SUD	-	1	-	1	1	-	-	-	1	16
IND	-	-	1	1	-	-	2	-	1	15
KOR	-	-	-	1	1	1=	1	1	0	14.5
SOM	1	-	1	-	-	-	-	-	2	14
SYR	1	-	1	-	-	-	-	-	2	14
CYP	-	1	1	-	-	-	-	1	2	14
PRK	1	-	-	-	1	-	-	1	1	13
SRI	-	1	1	-	-	-	-	-	2	13
CAY	-	-	1	-	1	-	-	3	1	13
ZIM	-	-	1	-	-	2	-	-	1	12
AHO	-	-	-	-	2	1	-	-	0	11
DMA	-	-	1	-	-	1	-	-	1	9
ANT	-	-	-	1	1	-	-	-	0	9
IRI	-	-	1	-	-	-	-	-	1	8
ISV	-	-	-	1	-	-	-	-	0	7
ASA	-	-	1	-	-	-	-	-	1	6
HAI	-	-	-	1	-	-	-	-	1	6
ISL	-	-	-	-	-	2	-	-	0	6
SLE	-	-	-	1	-	-	-	-	0	5
EGY	-	-	-	-	-	1	1	-	0	5
UZB	-	-	-	-	1	-	-	1=	0	4.5
CHA	-	-	-	-	1	-	-	-	0	4
IWP (yug)	-	-	-	-	1	-	-	-	0	4
AIA	-	-	-	-	-	1	-	-	0	3
CHI	-	-	-	-	-	1	-	-	0	3
ARG	-	-	-	-	-	-	1	1	0	3
SCG	-	-	-	-	-	-	1	1	0	3
AZE	-	-	-	-	-	-	1	-	0	2
RWA	-	-	-	-	-	-	1	-	0	2
BIH	-	-	-	-	-	-	-	1	0	1
MDA	-	-	-	-	-	-	-	1	0	1
VEN	-	-	-	-	-	-	-	1	0	1
Totals	635	629+12=	624+10=	622+17=	617+23=	616+17=	599+21=	555+15=	1910	22,761

All	Gold	Silver	Bronze	4th	5th	6th	7th	8th	Medals	Points	mAll	Gold	Silver	Bronze	4th	5th	6th	7th	8th	Medals	Points											
1. Breakdown of German placings (GER from 1991):																																
GER	33	28	38+2=	48+1=	42+1=	40+1=	32+4=	31+1=	101	1337.5	NAM	1	4	-	2	1	1	1	-	5	55											
GDR	21	19	16	6	13	6	5	3	56	510	LTU	2	2	-	3	1	1	-	-	4	52											
FRG	3	6	3	10+1=	4	6	8	3	12	191.5	BUL	1	1	1	-	1+1=	2	4	8	3	50.5											
Totals	57	53	57+2=	64+2=	59+1=	52+1=	45+4=	37+1=	169	2039	BEL	-	-	3	2	4	1	-	2	3	49											
2. Breakdown of USSR placings 1983-1991:																																
RUS	10	10	12	10	10	9	3	13	32	358	DOM	2	1	1	1	2	1	1	1	4	48											
UKR	8	3+1=	6	5	2	-	3	1+1=	18	168	SLO	1	1	2	1	2	-	2	-	4	44											
BLR	2	2	3	1	1	-	4	1	7	66	BRN	3	1	1	-	-	1	1	1	5	43											
URS	2	3	3	-	-	1	1	-	8	60	UGA	1	1	1	3	-	2	-	-	3	42											
KAZ	1	2	1	-	-	-	-	1	4	29	SKN	1	-	3+1=	-	1	-	-	-	5	35.5											
KGZ	-	1=	1	1+1=	-	-	-	-	2	22	DEN	3	-	-	1	1	-	-	1	3	34											
LTU	-	2	-	-	-	2	-	1	2	21	ECU	3	1	-	-	-	-	-	1	4	32											
UZB	-	1	1	1	-	-	-	-	2	18	KSA	-	-	1	2	2	1	-	3	1	30											
LAT	-	1	-	1	2	-	-	-	1	14	YUG ⁴	-	-	-	2	2	2	2	1+1=	0	29.3											
EST	-	1	-	1	-	-	-	-	1	12	ROU	-	-	1	1	2	3	-	1	1	29											
TJK	-	-	-	1	1	-	-	-	0	9	ERI	-	1	-	3	-	1	-	2	1	27											
ARM	-	1	-	-	-	-	-	-	1	7	ZAM	1	2	-	-	1	-	-	-	3	26											
MDA	-	-	-	1	-	-	-	-	0	5	LAT	-	-	-	3	-	2	2	1	0	26											
TKM	-	-	-	-	1	-	-	-	0	4	IRL	2	-	-	-	-	3	-	1=	2	25.5											
Totals	23	25+2=	28	21+1=	17	12	11	17+1=	78	793	GHA	-	1	-	1	1	-	2	3	1	23											
3. Breakdown of Czechoslovakian placings 1983-1991:																																
CZE	4	1	2	2	2	3	4	1	7	87	SVK	-	2	-	1	1	-	4	2	23												
SVK	-	2	1	-	-	3	2	-	3	33	BDI	-	1	1	-	1	1	-	2	2	22											
TCH	-	1	-	1	-	-	-	1	1	13	TAN	-	1	-	-	3	1	-	-	1	22											
Totals	4	4	3	3	2	6	6	2	11	133	BER	-	1	-	-	2	2	-	1	1	22											
4. Breakdown of Yugoslavian placings 1983-1991/1995-2001 (excludes IWP in 1993):																																
SRB	-	-	-	1	2	2	1+1=	-	0	24.3	BAR	1	-	-	2	-	1	-	-	1	21											
YUG	-	-	-	1	-	-	-	-	0	5	KAZ	-	1	2	-	-	-	1=	-	3	20.5											
SLO	-	-	-	-	1	-	-	-	0	4	TJK	2	-	-	-	1	-	-	-	2	20											
CRO	-	-	-	-	-	-	-	1	0	1	PAN	1	1	-	-	-	1	1	-	2	20											
Totals	-	-	-	2	3	2	2	2+1=	0	34.3	DJI	-	2	1	-	-	-	-	-	3	20											
ALL WORLD CHAMPIONSHIPS																																
Men	Gold	Silver	Bronze	4th	5th	6th	7th	8th	Medals	Points	MRI	-	-	-	1 <th>3<th>1</th><th>-</th><th>-</th><th>0<th>20</th></th></th>	3 <th>1</th> <th>-</th> <th>-</th> <th>0<th>20</th></th>	1	-	-	0 <th>20</th>	20											
USA	91	51	49+1=	34+1=	27+3=	34+2=	26	31+1=	192	1866.5	GRN	1	-	-	-	-	3	1	-	1	19											
GER ¹	24	15	27+1=	32+2=	28+1=	27+1=	21+2=	21	67	897.5	PUR	-	2	-	-	-	1	-	-	2	17											
KEN	31	27	18	22	20	14	25	9	76	836	ISR	-	1	1	-	-	-	2	-	2	17											
GBR	14	17	21	19+2=	16+1=	13	15+1=	10	52	608.5	KOR	-	-	-	1	1	1=	1	1	0	14.5											
RUS	13	17+3=	16+2=	16+1=	18+1=	14	14	51	593.5	SOM	1	-	1	-	-	-	-	-	2	14												
JAM	10	16	11	8	9	9	9	6	37	385	TUN	-	-	1	-	2	-	-	-	1	14											
FRA	5	11	9	11	15+1=	15	13	16+1=	25	376	SEN	-	1	-	-	1	-	5	-	0	14											
ETH	12	13	10	7	6	7	10	8	35	355	CYP	-	1	1	-	-	-	-	-	2	13											
ESP	5	13	9	10	12	15	8	11	27	355	NZL	-	-	-	-	1	2	1	-	0	13											
URS ²	10	10+2=	13	8+1=	9	5	4	9	35	353.5	ZIM	-	-	1	-	-	2	-	-	1	12											
ITA	8	9	8	7	10+2=	9	19+1=	14	25	336.5	SUD	-	1	-	-	1	-	-	-	1	11											
POL	9	8	8+1=	10	10	8	8	5+2=	26	317.3	COL	-	-	1	-	1	-	-	1	1	11											
CUB	7	12+1=	6	16	2+2=	4	8	8	26	313.5	AHO	-	-	-	2	1	-	-	-	0	11											
MAR	8	7	5	8	6	7	6	5	20	245	DMA	-	-	1	-	-	1	-	-	1	9											
AUS	4	3	8	7	8	5	6	5+1=	15	200.3	SRB	-	-	1	-	-	1	-	-	1	9											
CAN	3	7	9	3	4	4+2=	4	12	19	195	ANT	-	-	-	1	1	-	-	-	0	9											
FIN	5	8	4	5	7	3	3	6	17	194	IRI	-	-	1	-	-	-	1	-	1	8											
UKR	5	1	6	8	4	8+1=	4	3	12	176	CIV	-	-	-	1	-	-	2	-	0	8											
JPN	2	1	7	3	8	12	9	4	10	170	ISV	-	-	-	1	-	-	1	-	0	7											
BRA	-	5	5	6	7	8	5	8	10	165	HAI	-	-	1	-	-	-	-	-	1	6											
RSA	4	5	4	2	5	7	5	5	13	157	AUT	-	-	-	-	-	-	2	2	0	6											
BLR	4	5	4	3	3	6	7	2	13	152	CAY	-	-	-	1	-	-	-	1	0	5											
CZE	8	2	2	4	3+3=	2	3	4	12	147.5	TUR	-	-	-	-	1	-	-	-	1	0	5										
HUN	-	6	4	9	3	4	4	1	10	144	IWP ^(YUG)	-	-	-	-	1	-	-	-	0	4											
SWE	2	2	1	5+1=	6+1=	5+1=	8	5	5	130.5	EGY	-	-	-	-	1	1	-	-	0	5											
BAH	4	3	3	4	2+1=	2	1	2	10	112.5	UZB	-	-	-	-	1	-	-	-	0	4											
MEX	2	2	6	5	2	2	1	4	10	111	IND	-	-	-	-	-	-	2	-	0	4											
CHN	1	4	2	4	4	3	4	5	7	106	CHI	-	-	-	-	1	-	-	-	0	3											
NOR	1	5	1	3+2=	3	2	2	5	7	100	ISL	-	-	-	-	-	1	-	-	0	3											
TTO	2	4	3	1	2	3	5	1	9	95	ARG	-	-	-	-	-	1	1	0	3												
NED	1	4	4	-	4+1=	1+1=	4	2	9	94	AZE	-	-	-	-	-	1	-	-	0	2											
POR	1	2	2	4	5	3	1	3	5	88	BOT	-	-	-	-	-	1	-	-	0	2											
NGR	-	2	3	3	3	6	2	4	5	85	CRO	-	-	-	-	-	1	-	-	0	2											
EST	2	4	2	3	-	2	2	2	8	83	RWA	-	-	-	-	-	1	-	-	0	2											
TCH ³	1	2	3	3	1	4	4	-	6	79	BIH	-	-	-	-	-	-	1	0	1												
GRE	1	1	3	-	2+1=	6	3	2	5	70.5	MDA	-	-	-	-	-	-	-	1	0	1											
ALG	4	-	2	1	3	1	-	2	6	66	VEN	-	-	-	-	-	-	-	1	0	1											
OAT	2	2	1	2	-	1	4	1	5	58	Totals	337	334+6=	331+6=	329+10=	324+19=	325+9=	318+5=	296+7=	1014	12,076.0											
SUI	4	-	2	1	1	1	-	1	6	57	1. Breakdown of German placings (GER from 1991):																					
GER 16 6 21+1= 24+1= 18+1= 19+1= 15+2= 16 44 609																																
GDR 6 5 4 2 8 4 2 2 5 167																																
FRG 2 4 2 6+1= 2 4 4 3 8 121.5																																
Totals 24 15 27+1= 32+2= 28+1= 27+1= 21+2= 21 67 897.5																																
2. Breakdown of USSR placings 1983-1991:																																
RUS 3 4 5 4 4 4 1 6 12 138																																
UKR 4 1+1= 2 1 2 - - 1 8 71.5																																
BLR 1 1 2 1 - - 2 - 4 36																																

mAll	Gold	Silver	Bronze	4th	5th	6th	7th	8th	Medals	Points	wAll	Gold	Silver	Bronze	4th	5th	6th	7th	8th	Medals	Points	
URS	1	1	1	-	-	-	1	-	3	23	BEL	-	-	1	-	1	2	1	-	1	18	
KAZ	1	1	1	-	-	-	-	1	3	22	BOT	1	1	-	-	-	-	-	-	1	2	16
LAT	-	-	1	-	2	-	-	-	1	14	TTO	-	-	2	-	-	-	2	-	2	16	16
EST	-	1	-	1	-	-	-	-	1	12	SYR	1	-	1	-	-	-	-	-	-	2	14
KGZ	-	1=	-	1=	-	-	-	-	1	11	CIV	-	2	-	-	-	-	-	-	-	2	14
ARM	-	1	-	-	-	-	-	-	1	7	LAT	-	-	1	-	1	-	1	2	1	14	14
UZB	-	-	1	-	-	-	-	-	1	6	PRK	1	-	-	-	1	-	-	-	1	1	13
MDA	-	-	-	1	-	-	-	-	0	5	SRI	-	1	1	-	-	-	-	-	-	2	13
TJK	-	-	-	-	1	-	-	-	0	4	SRB	-	-	1	1	-	-	1	-	1	1	13
LTU	-	-	-	-	-	1	-	1	0	4	BAR	-	-	-	1	-	2	-	1	0	12	
Totals	10	10+2=	13	8+1=	9	5	4	9	35	353.5	DEN	-	-	1	1	-	-	-	-	1	11	

3. Breakdown of Czechoslovakian placings 1983-1991:

CZE	1	-	2	2	1	1	3	-	3	43
SVK	-	2	1	-	-	3	1	-	3	31
TOH	-	-	-	1	-	-	-	-	-	5
Totals	1	2	3	3	1	4	4	-	6	79

4. Breakdown of Yugoslavian placings 1983-1991/1995-2001 (excludes IWP in 1993):

SRB	-	-	-	1	2	2	1+1=	-	0	24.3
YUG	-	-	-	1	-	-	-	-	0	5
Totals	-	-	-	2	2	2	1+1=	0	29.3	

ALL WORLD CHAMPIONSHIPS

WOMEN	Gold	Silver	Bronze	4th	5th	6th	7th	8th	Medals	Points
RUS	40	37+2=	35+1=	35+1=	29+2=	26+1=	28+1=	23	115	1271
USA	47	36+1=	25	23+2=	38	25	31+1=	24+2=	109	1223.5
GER ¹	33	38	30+1=	32	31	25	24+2=	16+1=	102	1141.5
JAM	14	26	20+1=	15	10	12	9	13	61	601.5
URS ²	13	15	15	13	8	7	7	8+1=	43	439.5
GBR	7	12	11	14	19	10	11	6	30	410
CHN	9	7	12	15	16	13+1=	10	10	28	403.5
KEN	12	10	14	9	8	7	9	4	36	370
CUB	12	9	6	10	4	12	10	10	27	327
ETH	10	6	13	8	7	5	3	6	29	295
ROU	5	8	9	5+1=	9	13	6+1=	9	22	277
UKR	6	7+1=	6	8	13	3	16+1=	3	20	276.1
FRA	5	6	8	10	7	7	10+1=	10	19	259.6
ITA	3	5+1=	5	6	5	13	7+2=	12	14	213
POL	3	2+1=	3	11+1=	6	9+1=	11+1=	12	9	211
BLR	5	8	6	5	7	4	5	3	19	210
AUS	6	6	4	2	7	3	9	4	16	183
BUL	4	2	7	8	5	4	5	2	13	172
ESP	2	2	6+1=	5	4	8	3	4	11	146.5
POR	4	4	3	5	3	4	7	2	11	143
JPN	2	5	5	6	3	2	3	4	12	139
CZE	4	3	2	3+1=	4	5+2=	6	3+1=	9	135.5
GRE	3	5	7	1	2	3	2	6	15	133
SWE	6	2	4	1+1=	2+1=	3	1+3=	3	12	123.2
CAN	1	3	-	3	7	11+1=	4	6	4	121.5
BAH	3	3	3	3	3	3	4	2	9	109
NGR	-	2	1	3	6	10	6	2+1=	3	103.5
FIN	2	-	2	6	4	6	1	3	4	97
NOR	5	-	2	2	1	4	1	-	7	80
NZL	5	1	-	1	3	1	-	1	6	68
MAR	2	4	1	3	-	-	-	1	7	67
IRL	1	3	-	3	-	1+1=	2	1	4	54.5
TCH ³	3	2	-	-	1	2	2	2	5	54
MOZ	3	1	1	2	-	-	-	-	5	49
RSA	3	1	1	-	1	1	1	3	5	49
BRA	1	-	-	-	3+1=	1+1=	4	1	1	38
HUN	-	-	1	3	-	3	1+1=	4	1	37.5
CRO	3	1	-	-	-	1	1	1	4	37
TUR	-	2	1	-	3	-	-	-	3	35
MEX	1	-	2	1	-	1	1	1	3	31
KAZ	-	2	1	1	-	-	1=	4	3	29.6
ALG	2	-	1	-	1	-	1	1	3	29
SUI	-	-	1	2	2	1	-	2	1	29
BRN	2	-	-	-	1	2	1	-	2	28
COL	1	-	1	-	1	2	1	1	2	27
AUT	-	1	1	-	-	2	3	-	2	25
NED	-	1	1	1	-	2	1	5	1	24
SUR	-	1	1	1	1	-	-	-	2	22
LTU	-	-	1	1	-	2	-	4+1=	1	21.5
CMR	-	2	-	-	-	1	2	-	2	21
SLO	-	-	-	1	3	-	1+1=	1	0	21
SEN	1	-	1	-	-	1	-	1	2	18

BEL	-	-	1	-	1	2	1	-	1	18	
BOT	1	1	-	-	-	-	-	-	1	2	16
TTO	-	-	2	-	-	-	2	-	2	16	
SYR	1	-	1	-	-	-	-	-	-	2	14
CIV	-	2	-	-	-	-	-	-	-	2	14
LAT	-	-	1	-	1	-	1	2	1	14	14
PRK	1	-	-	-	1	-	-	-	1	1	13
SRI	-	1	1	-	-	-	-	-	-	2	13
SRB	-	-	1	1	-	-	1	-	1	1	13
BAR	-	-	-	1	-	2	-	1	0	12	
DEN	-	-	1	1	-	-	-	-	-	1	11
IND	-	-	1	1	-	-	-	-	-	1	11
TUN	-	1	-	-	-	1	-	-	-	1	10
UGA	1	-	-	-	-	-	-	-	-	1	8
GHA	-	-	1	-	-	-	1	-	1	1	8
CAY	-	-	1	-	-	-	-	-	2	1	8
SVK	-	-	1	-	-	-	-	-	1	1	7
ASA	-	-	1	-	-	-	-	-	-	1	6
SLE	-	-	-	1	-	-	-	-	-	0	5
SUD	-	-	-	1	-	-	-	-	-	0	5
YUG ⁴	-	-	-	-	1	-	-	-	1	0	5
CHA	-	-	-	-	1	-	-	-	-	0	4
AIA	-	-	-	-	-	1	-	-	-	0	3
ISL	-	-	-	-	-	1	-	-	-	0	3
ISR	-	-	-	-	-	-	1	-	-	0	3
NAM	-	-	-	-	-	-	1	-	-	0	3
TAN	-	-	-	-	-	-	-	-	-	0	3
EST	-	-	-	-	-	-	-	1	1	0	3
SCG	-	-	-	-	-	-	-	1	1	0	3
CYP	-	-	-	-	-	-	-	-	1	0	1
DOM	-	-	-	-	-	-	-	-	1	0	1
UZB	-	-	-	-	-	-	-	-	1=	0	0.5
Totals	298	295+6=	293+4=	293+7=	293+4=	291+8=	281+16	259+8=	896	10,685.0	

1. Breakdown of German placings (GER from 1991):

GER	17	22	17+1=	24	24	21	17+2=	15+1=	57	728.5
GDR	15	14	12	4	5	2	3	1	41	343
FRG	1	2	1	4	2	2	4	-	4	70
Totals	33	38	30+1=	32	31	25	24+2=	16+1=	102	1141.5

2. Breakdown of USSR placings 1983-1991:

RUS	7	6	7	6	6	5	2	7	20	220
UKR	4	2	4	4	-	3	1=	10	96.5	
URS	1	2	2	-	1	-	-	5	37	
BLR	1	1	1	-	1	-	2	1	3	30
LTU	-	2	-	-	1	-	-	-	2	17
UZB	-	1	-	1	-	-	-	-	1	12
KGZ	-	1	1	-	-	-	-	-	1	11
KAZ	-	1	-	-	-	-	-	-	1	7
TJK	-	-	1	-	-	-	-	-	0	5
TKM	-	-	-	1	-	-	-	-	0	4
Totals	13	15	15	13	8	7	7	8+1=	43	439.5

3. Breakdown of Czechoslovakian placings 1983-1991:

CZE	3	1	-	-	1	2	1	1	4	44
TCH	-	1	-	-	-	-	-	1	1	8
SVK	-	-	-	-	1	-	-	-	-	2
Totals	3	2	-	-	1	2	2	2	5	54

4. Breakdown of Yugoslavian placings 1983-1991/1995-2001 (excludes IWP in 1993):

SLO	-	-	-	-	1	-	-	-	0	4	
CRO	-	-	-	-	-	-	-	-	1	0	1
Totals	-	-	-	-	1	-	-	-	1	0	5

MALMÖ 1976

MEN	Gold	Silver	Bronze	4th	5th	6th	7th	8th	Medals	Points	
MEX	-	1	-	1	-	-	-	-	1	12	
URS	1	-	-	-	-	1	-	-	1	11	
FIN	-	-	1	-	-	-	-	-	1	6	
GER	-	-	-	-	1	-	-	-	1	0	5
ITA	-	-	-	-	-	-	1	-	0	2	
Totals	1	1	1	1	1	1	1	1	3	36	

1976	Gold	Silver	Bronze	4th	5th	6th	7th	8th	Medals	Points	1983	Gold	Silver	Bronze	4th	5th	6th	7th	8th	Medals	Points	
Breakdown of USSR placings:																						
KAZ	1	-	-	-	-	-	-	-	1	8	RUS	3	2	5	3	1	5	-	3	10	105	
RUS	-	-	-	-	1	-	-	-	0	3	UKR	2	1	-	2	-	-	-	-	-	3	33
Totals	1	-	-	-	1	-	-	-	1	11	URS	1	-	2	-	-	1	-	-	-	3	23
											UZB	-	1	1	1	-	-	-	-	-	2	18
											LTU	-	2	-	-	-	-	-	-	-	2	14
											KGZ	-	-	1	1=	-	-	-	-	-	1	10.5
											LAT	-	-	1	-	1	-	-	-	-	1	10
											BLR	-	-	1	-	-	-	-	-	-	1	6
											EST	-	-	-	1	-	-	-	-	-	0	5
											TJK	-	-	-	1	-	-	-	-	-	0	5
											Totals	6	6	11	8+1=	2	6	-	3	23	229.5	

SITTARD 1980

WOMEN	Gold	Silver	Bronze	4th	5th	6th	7th	8th	Medals	Points
GER	2	1	1	-	-	-	1	-	4	31
NOR	-	-	1	-	-	1	-	-	1	9
SWE	-	1	-	-	-	-	-	1	1	8
FRA	-	-	-	1	-	-	-	-	0	5
IRL	-	-	-	1	-	-	-	-	0	5
USA	-	-	-	-	1	-	-	-	0	4
YUG	-	-	-	-	1	-	-	-	0	4
CAN	-	-	-	-	-	1	-	-	0	3
AUS	-	-	-	-	-	-	1	-	0	2
Totals	2	2	2	2	2	2	2	1	6	71

Breakdown of German placings:

GDR	1	1	1	-	-	-	-	-	3	21
FRG	1	-	-	-	-	-	1	-	1	10
Totals	2	1	1	-	-	-	1	-	4	31

HELSINKI 1983

OVERALL

	Gold	Silver	Bronze	4th	5th	6th	7th	8th	Medals	Points
GER ¹	12	12	6	7+1=	9	6	10	4	30	333.5
URS ²	6	6	11	8+1=	2	6	-	3	23	229.5
USA	8	9	7	4	5	3	-	7	24	225
GBR	2	2	3	5	5	1	3	2	7	104
TCH ³	4	3	2	1	1	3	3	1	9	90
FIN	1	1	1	3	-	2	-	2	3	44
ITA	1	1	1	-	1	2	6	-	3	43
BUL	-	-	3	2	1	1	2	1	3	40
POL	2	1	1	1	-	1	-	2+1=	4	39.5
CAN	-	-	-	2	4	2	2	3	0	39
JAM	1	1	1	1	1	-	1	-	3	32
ROU	-	1	-	-	1	3	-	2	1	22
SWE	-	-	-	2	-	2	2	-	0	20
ESP	-	1	-	1	1	-	1	-	1	18
AUS	1	-	-	-	-	1	2	1	1	16
FRA	-	-	-	1	1	1	1	1+1=	0	15.5
BRA	-	-	1	-	1	1	-	2	1	15
HUN	-	-	-	1	-	2	1	1	0	14
MEX	1	-	-	-	1	-	-	-	1	12
NOR	1	-	-	-	1	-	-	-	1	12
CUB	-	1	-	-	-	-	1	2	1	11
IRL	1	-	-	-	-	-	1	-	1	10
NED	-	1	-	-	-	-	1	1	1	10
NGR	-	-	1	-	-	1	-	1	1	10
ETH	-	1	-	-	-	-	1	-	1	9
POR	-	-	-	1	-	1	-	-	0	8
TAN	-	-	-	-	2	-	-	-	0	8
SUI	-	-	-	-	1	1	-	-	0	7
CHN	-	-	-	1	-	-	-	-	1	6
GRE	-	-	1	-	-	-	-	-	1	6
MAR	-	-	1	-	-	-	-	-	1	6
YUG	-	-	-	-	1	-	-	1	0	5
DOM	-	-	-	-	1	-	-	-	0	4
BEL	-	-	-	-	-	1	-	-	0	3
KEN	-	-	-	-	-	-	1	-	0	2
SEN	-	-	-	-	-	-	1	-	0	2
TRI	-	-	-	-	-	-	1	-	0	2
AUT	-	-	-	-	-	-	-	1	0	1
Totals	41	41	41	40+2=	40	41	41	38+2=	123	1474

1. Breakdown of German placings:

GDR	10	7	5	3	7	2	5	2	22	220
FRG	2	5	1	4+1=	2	4	5	2	8	113.5
Totals	12	12	6	7+1=	9	6	10	4	30	333.5

2. Breakdown of USSR placings:

RUS	3	2	5	3	1	5	-	3	10	105
UKR	2	1	-	2	-	-	-	-	-	33
URS	1	-	2	-	-	1	-	-	-	3
UZB	-	1	1	1	-	-	-	-	-	2
LTU	-	2	-	-	-	-	-	-	-	2
KGZ	-	-	1	1=	-	-	-	-	-	1
LAT	-	-	1	-	1	-	-	-	-	1
BLR	-	-	1	-	-	-	-	-	-	1
EST	-	-	-	1	-	-	-	-	-	0
TJK	-	-	-	1	-	-	-	-	-	0
Totals	6	6	11	8+1=	2	6	-	3	23	229.5

3. Breakdown of Czechoslovakian placings:

CZE	4	1	2	-	1	2	2	-	7	65
TCH	-	1	-	1	-	-	-	-	1	13
SVK	-	1	-	-	-	1	1	-	1	12
Totals	4	3	2	1	1	3	3	1	9	90

MEN	Gold	Silver	Bronze	4th	5th	6th	7th	8th	Medals	Points
USA	6	8	4	2	3	3	-	5	18	164
GER ¹	4	6	3	3+1=	6	5	5	3	13	163.5
URS ²	4	2	5	3+1=	1	2	-	2	11	107.5
GBR	2	1	2	4	1	1	1	1	4	58
TCH ³	1	1	2	1	1	2	1	-	4	44
POL	2	1	1	1	-	1	-	1+1=	4	38.5
ITA	1	1	1	-	1	-	5	-	3	35
FIN	-	1	1	3	-	-	-	1	2	29
ESP	-	1	-	1	1	-	1	-	1	18
SWE	-	-	-	2	-	1	2	-	0	17
BRA	-	-	1	-	1	1	-	2	1	15
FRA	-	-	-	1	1	1	-	1+1=	0	13.5
AUS	1	-	-	-	-	-	1	1	-	13
MEX	1	-	-	-	1	-	-	-	1	12
JAM	1	-	-	-	-	-	-	1	-	10
NGR	-	-	1	-	-	1	-	1	1	10
HUN	-	-	-	1	-	-	1	1	-	0
CAN	-	-	-	1	-	1	-	2	0	10
CUB	-	1	-	-	-	-	-	1	-	1
ETH	-	1	-	-	-	-	-	1	-	1
BUL	-	-	1	-	-	-	1	1	1	9
IRL	1	-	-	-	-	-	-	-	1	8
TAN	-	-	-	-	2	-	-	-	0	8
NED	-	1	-	-	-	-	-	-	1	7
SUI	-	-	-	-	1	1	-	-	0	7
CHN	-	-	1	-	-	-	-	-	1	6
MAR	-	-	1	-	-	-	-	-	1	6
YUG	-	-	-	-	1	-	-	1	0	5
DOM	-	-	-	-	1	-	-	-	0	4
NOR	-	-	-	-	-	1	-	-	0	4
BEL	-	-	-	-	-	1	-	-	0	3
POR	-	-	-	-	-	-	1	-	0	3
KEN	-	-	-	-	-	-	1	-	0	2
SEN	-	-	-	-	-	-	-	1	-	0
TRI	-	-	-	-	-	-	-	1	-	0
AUT	-	-	-	-	-	-	-	-	1	0
Totals	24	24	24	23+2=	23	24	24	22+2=	72	863

1. Breakdown of German placings:

GDR	2	3	2	2	4	2	2	1	7	86
FRG	2	3	1	1+1=	2	3	3	2	6	77.5
Totals	4	6	3	3+1=	6	5	5	3	13	163.5

2. Breakdown of USSR placings:

RUS	1	1	2	2	-	2	-	2	4	45
UKR	2	1	-	-	-	-	-	-	3	23
URS	1	-	1	-	-	-	-	-	2	14
LAT	-	-	1	-	1	-	-	-	1	10
UZB	-	-	1	-	-	-	-	-	1	6
EST	-	-	-	1	-	-	-	-	0	5
KGZ	-	-	-	1=	-	-	-	-	0	4.5
Totals	4	2	5	3+1=	1	2	-	2	11	107.5

3. Breakdown of Czechoslovakian placings:

CZE	1	-	2	-	1	1	1	-	3	29
SVK	-	1	-	-	-	1	-	-	1	10
TCH	-	-	-	1	-	-	-	-	0	5
Totals	1	1	2	1	1	2	1	-	4	44

1987	Gold	Silver	Bronze	4th	5th	6th	7th	8th	Medals	Points	1987	Gold	Silver	Bronze	4th	5th	6th	7th	8th	Medals	Points
DJI	-	1	-	-	-	-	-	-	1	7	KGZ	-	-	-	1	-	-	-	-	0	5
AUS	-	-	1	-	-	1	-	-	0	7	TKM	-	-	-	-	1	-	-	-	0	4
CAN	-	-	-	1	-	1	1	0	7	LTU	-	-	-	-	1	-	-	-	0	3	
BER	-	-	-	1	-	-	-	-	0	4	Totals	5	6	2	2	6	3	4	1+1=	13	146.5
SEN	-	-	-	1	-	-	-	-	0	4											
SUD	-	-	-	1	-	-	-	-	0	4											
JPN	-	-	-	-	1	-	-	-	0	3											
NZL	-	-	-	-	1	-	-	-	0	3											
ROU	-	-	-	-	1	-	-	-	0	3											
TAN	-	-	-	-	1	-	-	-	0	3											
AUT	-	-	-	-	1	-	-	-	0	2											
CHN	-	-	-	-	1	-	-	-	0	2											
CIV	-	-	-	-	1	-	-	-	0	2											
GRE	-	-	-	-	1	-	-	-	0	2											
YUG	-	-	-	-	1	-	1	-	0	2											
COL	-	-	-	-	-	-	-	1	0	1											
Totals	24	23+2=	23	24	23+2=	23	23	20	72	858											

1. Breakdown of German placings:

GDR	4	2	2	-	3	2	-	-	8	76
FRG	-	1	1	5	-	1	1	1	2	44
Totals	4	3	3	5	3	3	1	1	10	120

2. Breakdown of USSR placings:

RUS	1	-	2	-	3	-	-	3	3	35
UKR	1	1=	1	-	2	-	-	-	3	28.5
KAZ	-	1	1	-	-	-	-	1	2	14
ARM	-	1	-	-	-	-	-	-	1	7
EST	-	1	-	-	-	-	-	-	1	7
URS	-	1	-	-	-	-	-	-	1	7
KGZ	-	1=	-	-	-	-	-	-	1	6.5
BLR	-	-	-	1	-	-	-	-	0	5
MDA	-	-	-	1	-	-	-	-	0	5
LAT	-	-	-	1	-	-	-	-	0	4
LTU	-	-	-	-	1	-	-	1	0	4
Totals	2	4+2=	4	2	6	1	-	5	12	123

3. Breakdown of Czechoslovakian placings:

SVK	-	1	1	-	-	2	1	-	2	21
CZE	-	-	-	1	-	-	2	-	0	9
Totals	-	1	1	1	-	2	3	-	2	30

WOMEN	Gold	Silver	Bronze	4th	5th	6th	7th	8th	Medals	Points
GER ¹	6	9	9	4	4	3	1	-	24	212
URS ²	5	6	2	2	6	3	4	1+1=	13	146.5
USA	3	1	2	2	2	1	6	2+1=	6	78.5
BUL	2	-	1	2	2	-	1	2	3	44
GBR	1	-	-	1	1	1	1	1	1	23
ROU	-	1	1	-	1	1	-	1	2	21
JAM	-	-	2	1	-	1	-	-	2	20
FRA	-	-	1	-	1	1	2	-	1	17
AUS	-	2	-	-	-	-	-	1	2	15
CUB	-	-	-	2	-	1	-	1	0	14
NOR	1	-	-	1	-	-	-	-	1	13
CHN	-	-	1	-	-	-	2	2	1	12
CAN	-	-	-	1	-	2	-	1	0	12
POR	1	-	-	-	-	-	1	-	1	10
SUI	-	-	-	2	-	-	-	-	0	10
FIN	-	-	-	-	1	1	-	1	0	8
TCH ³	-	-	-	-	1	1	-	1	0	8
ESP	-	-	-	1	-	-	-	-	0	5
NED	-	-	-	-	1	-	-	1	0	4
NGR	-	-	-	-	1	-	-	-	0	3
SWE	-	-	-	-	1	-	-	-	0	3
POL	-	-	-	-	-	1	-	-	0	2
YUG	-	-	-	-	-	-	1	0	1	1
Totals	19	19	19	19	19	19	19	16+2=	57	682

1. Breakdown of German placings:

GDR	6	9	8	3	2	2	-	-	23	188
FRG	-	-	1	1	2	1	1	-	1	24
Totals	6	9	9	4	4	3	1	-	24	212

2. Breakdown of USSR placings:

RUS	2	2	1	1	4	2	1	1	5	66
UKR	3	1	-	-	-	-	2	1=	4	35.5
URS	-	1	1	-	-	-	-	-	2	13
BLR	-	1	-	-	1	-	1	-	1	13
KAZ	-	1	-	-	-	-	-	-	1	7

KGZ	-	-	-	1	-	-	-	-	0	5
TKM	-	-	-	-	1	-	-	-	0	4
LTU	-	-	-	-	-	1	-	-	0	3
Totals	5	6	2	2	6	3	4	1+1=	13	146.5

TOKYO 1991

OVERALL

	Gold	Silver	Bronze	4th	5th	6th	7th	8th	Medals	Points
URS ¹	9	9	11	9	3	1	7	8	29	283
USA	10	8	8	2	8	4	3	5	26	249
GER	5	4	8	8	3	6	3	2	17	194
KEN	4	3	1	3	1	-	3	-	8	84
GBR	2	2	3	3	2	1	1	-	7	76
FRA	1	1	-	1	3	3	-	4	2	45
JAM	1	1	3	-	-	3	-	-	5	42
FIN	1	1	1	2	2	-	1	1	3	42
CHN	2	1	1	-	1	1	-	4	4	40
ITA	1	-	-	1	1	3	5	3	1	39
CUB	-	2	-	1	1=	1	3	2	2	33.5
POL	1	-	-	2	1	2	-	1	1	29
ROU	-	1	1	1	2	1	-	-	2	29
JPN	1	1	-	1	1	-	2	-	2	28
ALG	2	-	1	-	1	-	-	-	3	26
SWE	-	1	-	-	2	1	2	2	1	24
CAN	-	1	1	1	-	1	-	2	2	23
MAR	-	-	2	-	-	2	1	1	2	21
HUN	-	1	1	1	-	-	-	2	2	20
NGR	-	-	-	2	2	-	1	-	0	20
ESP	-	-	1	-	2	-	1	2	1	18
AUS	-	-	-	-	2	2	-	2	0	16
SUI	1	-	-	-	1	1	-	-	1	15
BRA	-	1	-	1	-	-	1	-	1	14
BUL	1	-	-	-	-	1	1	-	1	13
NOR	-	1	-	-	1	-	1	-	1	13
NAM	-	1	-	-	1	-	-	-	1	11
POR	-	-	-	-	1	1	1	1	0	10
ZAM	1	-	-	-	-	-	-	-	1	8
ETH	-	1	-	-	-	-	-	1	1	8
NZL	-	-	-	1	-	1	-	-	0	8
DJI	-	1	-	-	-	-	-	-	1	7
NED	-	1	-	-	-	-	-	-	1	7
YUG ²	-	-	-	1	-	-	1	-	0	7
BAH	-	-	-	-	1=	-	1	-	0	5.5
MOZ	-	-	-	1	-	-	-	-	0	5
TCH	-	-	-	1	-	-	-	-	0	5
MEX	-	-	-	-	1	1	1	-	0	5
SUR	-	-	-	-	1	-	-	-	0	4
AUT	-	-	-	-	-	-	2	-	0	4
BDI	-	-	-	-	-	1	-	-	0	3
BER	-	-	-	-	-	1	-	-	0	3
COL	-	-	-	-	-	1	-	-	0	3
ISL	-	-	-	-	-	1	-	-	0	3
TRI	-	-	-	-	-	-	1	-	0	3
RWA	-	-	-	-	-	-	1	-	0	2
Totals	43	43	43	43	42+2=	42	43	43	129	1548

1. Breakdown of USSR placings:

RUS	3	6	4	6	2	1	2	6	13	141
UKR	3	1	5	3	-	-	1	1	9	79
BLR	2	1	2	-	-	-	3	1	5	42
URS	1	1	-	-	-	-	1	-	2	17
TJK	-	-	-	-	1	-	-	-	0	4
Totals	9	9	11	9	3	1	7	8	29	283

2. Breakdown of Yugoslavian placings:

YUG	-	-	-	1	-	-	-	-	0	5
SRB	-	-	-	-	-	-	1	-	0	2
Totals	-	-	-	1	-	-	1	-	0	7

MEN	Gold	Silver	Bronze	4th	5th	6th	7th	8th	Medals	Points
USA	9	4	7	1	4	3	1	2	20	176
URS ¹	3	4	4	3	2	1	4	2	11	112
KEN	4	3	-	3	1	-	2	-	7	76
GER	1	-	4	5	-	3	1	-	5	68

1991	Gold	Silver	Bronze	4th	5th	6th	7th	8th	Medals	Points	1991	Gold	Silver	Bronze	4th	5th	6th	7th	8th	Medals	Points
GBR	1	1	3	2	2	-	-	-	5	51	MOZ	-	-	-	1	-	-	-	-	0	5
ITA	1	-	-	1	1	2	3	3	1	32	SUR	-	-	-	-	1	-	-	-	0	4
FIN	1	1	-	-	2	-	1	-	2	25	CAN	-	-	-	-	-	1	-	-	0	3
FRA	-	1	-	-	1	2	-	4	1	21	COL	-	-	-	-	-	1	-	-	0	3
MAR	-	-	2	-	-	2	1	1	2	21	MEX	-	-	-	-	-	1	-	-	0	3
CAN	-	1	1	1	-	-	-	-	2	20	AUT	-	-	-	-	-	-	1	-	0	2
CUB	-	1	-	1	1	-	1	2	1	19.5	BAH	-	-	-	-	-	-	1	-	0	2
JAM	-	1	1	-	-	2	-	-	2	19	POR	-	-	-	-	-	-	1	-	0	2
HUN	-	1	1	1	-	-	-	-	2	18	HUN	-	-	-	-	-	-	-	2	0	2
SWE	-	-	-	-	2	1	2	2	0	17	ETH	-	-	-	-	-	-	-	1	0	1
JPN	1	-	-	-	1	-	2	-	1	16	Totals	19	19	19	19	19	19	19	19	57	684
ALG	1	-	1	-	-	-	-	-	2	14	1. Breakdown of USSR placings:										
BRA	-	1	-	1	-	-	1	-	1	14	RUS	3	3	3	4	1	-	1	5	9	94
NAM	-	1	-	-	1	-	-	-	1	11	UKR	1	1	4	2	-	-	1	-	6	51
ESP	-	-	-	-	2	-	-	2	0	10	URS	1	1	-	-	-	-	-	-	2	15
NGR	-	-	-	1	1	-	-	-	0	9	BLR	1	-	-	-	-	-	1	1	1	11
POL	-	-	-	1	1	-	-	-	0	9	Totals	6	5	7	6	1	-	3	6	18	171
SUI	1	-	-	-	-	-	-	-	1	8	STUTTGART 1993										
ZAM	1	-	-	-	-	-	-	-	1	8	OVERALL										
NZL	-	-	-	1	-	1	-	-	0	8	Gold	Silver	Bronze	4th	5th	6th	7th	8th	Medals	Points	
POR	-	-	-	-	1	1	-	1	0	8	USA	13	7	5	5	6	3	4	7	25	256
DJI	-	1	-	-	-	-	-	-	1	7	RUS	3	8	3+2=	4+1=	5	6	3	3	16	180.5
ETH	-	1	-	-	-	-	-	-	1	7	GER	2	2	4	5	6	6	3	3	8	130
NED	-	1	-	-	-	-	-	-	1	7	GBR	3	3	4	3	1	1	1	2	10	95
NOR	-	1	-	-	-	-	-	-	1	7	KEN	3	3	4	2	1	-	3	3	10	92
YUG ²	-	-	-	1	-	-	1	-	0	7	CHN	4	2	2	2	1	1	-	-	8	75
TCH	-	-	-	1	-	-	-	-	0	5	CUB	2	1	-	5	-	3	-	2	3	59
ROU	-	-	-	-	1	-	-	-	0	4	JAM	1	1	3	1	-	2	4	1	5	53
AUS	-	-	-	-	-	1	-	1	0	4	BLR	-	2	2	2	2	-	3	-	4	50
BAH	-	-	-	-	-	1	-	-	0	3.5	ESP	2	1	2	1	1	1	1	-	5	49
BDI	-	-	-	-	-	1	-	-	0	3	ITA	-	3	1	1	-	3	-	2	4	43
BER	-	-	-	-	-	1	-	-	0	3	FRA	-	-	-	4	2	4	-	3	0	43
ISL	-	-	-	-	-	1	-	-	0	3	UKR	1	1	2	1	1	1	1	-	4	41
TRI	-	-	-	-	-	1	-	-	0	3	FIN	1	2	-	-	1	-	1	-	3	28
AUT	-	-	-	-	-	-	1	-	0	2	ETH	1	1	1	1	-	-	-	-	3	26
BUL	-	-	-	-	-	-	1	-	0	2	CAN	-	-	1	-	2	1	2	-	1	21
MEX	-	-	-	-	-	-	1	-	0	2	ROU	-	-	1	1+1=	-	-	2	1	1	20.5
RWA	-	-	-	-	-	-	1	-	0	2	AUS	-	1	-	-	2	-	2	1	1	20
CHN	-	-	-	-	-	-	-	2	0	2	BUL	-	-	1	1	1	1	-	1	1	19
Totals	24	24	24	24	23+2=	23	24	24	72	864	NAM	1	1	-	-	-	1	-	-	2	18

2. Breakdown of USSR placings:

RUS	-	3	1	2	1	1	1	1	4	47
BLR	1	1	2	-	-	2	-	4	31	
UKR	2	-	1	1	-	-	1	3	28	
TJK	-	-	-	-	1	-	-	0	4	
URS	-	-	-	-	-	1	-	0	2	
Totals	3	4	4	3	2	1	4	2	11	112

2. Breakdown of Yugoslavian placings:

YUG	-	-	-	1	-	-	-	-	0	5
SRB	-	-	-	-	-	1	-	0	2	
Totals	-	-	-	1	-	1	-	0	7	

WOMEN	Gold	Silver	Bronze	4th	5th	6th	7th	8th	Medals	Points
URS ¹	6	5	7	6	1	-	3	6	18	171
GER	4	4	4	3	3	3	2	2	12	126
USA	1	4	1	1	4	1	2	3	6	73
CHN	2	1	1	-	1	1	-	2	4	38
GBR	1	1	-	1	-	1	1	-	2	25
ROU	-	1	1	1	1	1	-	-	2	25
FRA	1	-	-	1	2	1	-	-	1	24
JAM	1	-	2	-	-	1	-	-	3	23
POL	1	-	-	1	-	2	-	1	1	20
FIN	-	-	1	2	-	-	-	1	1	17
CUB	-	1	-	-	-	1	2	-	1	14
ALG	1	-	-	-	1	-	-	-	1	12
JPN	-	1	-	1	-	-	-	-	1	12
AUS	-	-	-	-	2	1	-	1	0	12
BUL	1	-	-	-	-	1	-	-	1	11
NGR	-	-	-	1	1	-	1	-	0	11
ESP	-	-	1	-	-	-	1	-	1	8
KEN	-	-	1	-	-	-	1	-	1	8
SWE	-	1	-	-	-	-	-	-	1	7
SUI	-	-	-	-	1	1	-	-	0	7
ITA	-	-	-	-	-	1	2	-	0	7
NOR	-	-	-	-	1	-	1	-	0	6

MOZ	-	-	-	1	-	-	-	-	0	5	
SUR	-	-	-	-	1	-	-	-	0	4	
CAN	-	-	-	-	-	1	-	-	0	3	
COL	-	-	-	-	-	1	-	-	0	3	
MEX	-	-	-	-	-	1	-	-	0	3	
AUT	-	-	-	-	-	-	1	-	0	2	
BAH	-	-	-	-	-	-	1	-	0	2	
POR	-	-	-	-	-	-	1	-	0	2	
HUN	-	-	-	-	-	-	-	2	0	2	
ETH	-	-	-	-	-	-	-	1	0	1	
Totals	19	19	19	19	19	19	19	19	57	684	
1. Breakdown of USSR placings:											
RUS	3	3	3	4	1	-	1	5	9	94	
UKR	1	1	4	2	-	-	1	-	6	51	
URS	1	1	-	-	-	-	-	-	2	15	
BLR	1	-	-	-	-	-	1	1	1	11	
Totals	6	5	7	6	1	-	3	6	18	171	
STUTTGART 1993											
OVERALL											
Gold	Silver	Bronze	4th	5th	6th	7th	8th	Medals	Points		
USA	13	7	5	5	6	3	4	7	25	256	
RUS	3	8	3+2=	4+1=	5	6	3	3	16	180.5	
GER	2	2	4	5	6	6	3	3	8	130	
GBR	3	3	4	3	1	1	1	2	10	95	
KEN	3	3	4	2	1	-	3	3	10	92	
CHN	4	2	2	2	1	1	-	-	8	75	
CUB	2	1	-	5	-	3	-	2	3	59	
JAM	1	1	3	1	-	2	4	1	5	53	
BLR	-	2	2	2	2	-	3	-	4	50	
ESP	2	1	2	1	1	1	1	-	5	49	
ITA	-	3	1	1	-	3	-	2	4	43	
FRA	-	-	-	4	2	4	-	3	0	43	
UKR	1	1	2	1	1	1	1	-	4	41	
FIN	1	2	-	-	1	-	1	-	3	28	
ETH	1	1	1	1	-	-	-	-	3	26	
CAN	-	-	1	-	2	1	2	-	1	21	
ROU	-	-	1	1+1=	-	-	2	1	1	20.5	
AUS	-	1	-	-	2	-	2	1	1	20	
BUL	-	-	1	1	1	1	-	1	1	19	
NAM	1	1	-	-	-	1	-	-	2	18	
JPN	1	-	1	-	1	-	-	-	2	18	
POL	-	1	-	-	1	1	1	2	1	18	
IRL	-	1	-	1	-	1	-	-	1	15	
ALG	1	-	1	-	-	-	-	-	2	14	
NGR	-	-	-	-	3	-	1	-	0	14	
CZE	1	-	-	-	-	-	2	-	1	12	
POR	-	1	-	-	-	1	1	-	1	12	
AUT	-	-	1	-	-	2	-	-	1	12	
MAR	-	-	-	-	1	1	2	1	0	12	
MOZ	1	-	-	-	-	-	1	-	1	10	
SUI	1	-	-	-	-	-	-	1	1	9	
NOR	1	-	-	-	-	-	-	-	1	8	
TJK	1	-	-	-	-	-	-	-	1	8	
KAZ	-	1	-	-	-	-	-	-	1	1	8
ZAM	-	1	-	-	-	-	-	-	1	7	
RSA	-	-	-	-	1	-	1	1	0	7	
DEN	-	-	1	-	-	-	-	-	1	6	
HUN	-	-	1	-	-	-	-	-	1	6	
NED	-	-	1	-	-	-	-	-	1	6	
SOM	-	-	1	-	-	-	-	-	1	6	
BDI	-	-	-	-	1	-	1	-	0	6	
KOR	-	-	-	1	-	-	-	-	0	5	
QAT	-	-	-	1	-	-	-	-	0	5	
B											

1995	Gold	Silver	Bronze	4th	5th	6th	7th	8th	Medals	Points
YUG	-	-	-	-	-	1	-	1=	0	3.3
GRE	-	-	-	-	-	1	-	-	0	3
NED	-	-	-	-	-	1	-	-	0	3
ZIM	-	-	-	-	-	1	-	-	0	3
COL	-	-	-	-	-	1	-	-	0	2
QAT	-	-	-	-	-	1	-	-	0	2
SLO	-	-	-	-	-	-	1	0	1	1
SVK	-	-	-	-	-	-	1	0	1	1
LTU	-	-	-	-	-	-	1=	0	0.5	
Totals	44	44	44	43+2=	43	44	43	37+5=	132	1577

MEN	Gold	Silver	Bronze	4th	5th	6th	7th	8th	Medals	Points
USA	7	1	4	1	4	3	3	12	126	
GBR	1	2	-	2+1=	1	2	3	-	3	52.5
KEN	2	1	2	1	1	1	-	-	5	47
GER	1	-	1	4	1	1	1	2	2	45
MAR	-	3	-	3	1	-	-	-	3	40
BLR	-	3	2	-	-	1	-	1	5	37
RUS	-	1	-	2	1	1	4	2	1	34
CAN	2	1	1	-	1	-	-	-	4	33
CUB	1	1	-	1	1	1	2	2	2	33
ITA	1	1	1	-	1	-	2	-	3	29
JAM	-	2	1	1	-	1	-	1	3	29
ESP	1	1	-	-	2	1	-	1	2	27
FRA	-	-	2	-	-	3	1	1	2	24
UKR	1	-	1	-	-	-	3	-	1	19
BRA	-	-	1	1	1	1	-	1	1	19
POL	-	-	2	-	1	-	-	1=	2	16.3
HUN	-	-	1	2	-	-	-	-	1	16
FIN	1	1	-	-	-	-	-	-	2	15
NOR	-	-	1	1=	-	1	-	-	1	13.5
BDI	-	1	1	-	-	-	-	-	2	13
AUS	-	1	-	-	1	-	-	1+1=	1	12.3
CZE	1	-	-	-	1	-	-	-	1	12
ETH	1	-	-	-	-	1	-	1	1	12
MEX	-	1	-	1	-	-	-	-	1	12
NAM	-	1	-	1	-	-	-	-	1	12
NGR	-	-	1	-	-	1	1	1	1	12
SWE	-	-	-	-	2	1	-	-	0	11
ALG	1	-	-	-	-	-	-	-	1	8
BAH	1	-	-	-	-	-	-	-	1	8
DEN	1	-	-	-	-	-	-	-	1	8
TJK	1	-	-	-	-	-	-	-	1	8
BER	-	1	-	-	-	-	-	-	1	7
ZAM	-	1	-	-	-	-	-	-	1	7
ROU	-	-	-	-	1	1	-	-	0	7
DMA	-	-	1	-	-	-	-	-	1	6
KSA	-	-	1	-	-	-	-	-	1	6
TRI	-	-	1	-	-	-	-	-	1	6
CHN	-	-	-	-	1	-	1	-	0	6
JPN	-	-	-	1	-	1	-	0	0	6
EST	-	-	-	1	-	-	-	-	0	5
RSA	-	-	-	1	-	-	-	-	0	5
YUG	-	-	-	-	-	1	-	1=	0	3.3
GRE	-	-	-	-	-	1	-	-	0	3
ZIM	-	-	-	-	-	1	-	-	0	3
QAT	-	-	-	-	-	1	-	-	0	2
BUL	-	-	-	-	-	-	2	0	2	2
POR	-	-	-	-	-	-	1	0	1	1
SVK	-	-	-	-	-	-	-	1	0	1
Totals	24	24	24	23+2=	23	24	23	21+3=	72	860.0

WOMEN	Gold	Silver	Bronze	4th	5th	6th	7th	8th	Medals	Points
RUS	1	3	7	4	3	1	3	2	11	114
USA	5	1	1	1	2	1	4	1+1=	7	78.5
GER	1	2	1	4	1	3	1	2	4	65
JAM	1	2	1	-	-	1	1	2	4	35
ITA	1	1	1	1	1	1	-	1	3	34
POR	2	1	1	-	-	-	-	-	4	29
CUB	1	1	-	1	-	1	2	-	2	27
GBR	-	1	1	-	2	1	1	-	2	26
ROU	-	2	-	1	1	-	1	-	2	25
BLR	2	-	-	-	1	-	1	1	2	23
BUL	1	1	1	-	-	-	1	-	3	23
UKR	1	-	1	-	2	-	-	1	2	23
FIN	-	-	1	2	1	1	-	-	1	23
CHN	-	1	-	-	1	2	-	1	1	18

1995	Gold	Silver	Bronze	4th	5th	6th	7th	8th	Medals	Points
FRA	1	-	-	1	1	-	-	-	1	17
AUS	-	-	1	1	1	-	-	-	1	15
NGR	-	-	-	-	1	3	1	-	0	15
BAH	-	1	-	1	-	-	-	-	1	12
POL	-	-	-	1	-	1	1	-	0	10
ALG	1	-	-	-	-	-	-	-	1	8
IRL	1	-	-	-	-	-	-	-	1	8
SYR	1	-	-	-	-	-	-	-	1	8
KAZ	-	1	-	-	-	-	-	1	1	8
HUN	-	-	1	-	-	-	1	-	1	8
KEN	-	-	1	-	-	-	1	-	1	8
ETH	-	1	-	-	-	-	-	-	1	7
SUR	-	1	-	-	-	-	-	-	1	7
MAR	-	-	1	-	-	-	-	-	1	6
NOR	-	-	-	-	-	2	-	-	0	6
CAN	-	-	-	1	-	-	-	-	0	5
SLE	-	-	-	1	-	-	-	-	0	5
RSA	-	-	-	-	1	-	-	1	0	5
SUI	-	-	-	-	1	-	-	-	0	4
ESP	-	-	-	-	-	1	-	1	0	4
NED	-	-	-	-	-	1	-	-	0	3
COL	-	-	-	-	-	-	1	-	0	2
JPN	-	-	-	-	-	-	-	1	0	1
SLO	-	-	-	-	-	-	-	1	0	1
LTU	-	-	-	-	-	-	-	1=	0	0.5
Totals	20	20	20	20	20	20	20	16+2=	60	717

ATHENS 1997

OVERALL

	Gold	Silver	Bronze	4th	5th	6th	7th	8th	Medals	Points	
USA	6	3	8	1	6	5	7	4	17	179	
GER	5	1	4	5	1	6	3+1=	1	10	126	
RUS	1	3+1=	3	6	2+1=	3	4	4	8	116	
GBR	1	4	1	3+1=	2	2	1	1	6	78.5	
KEN	3	2	2	2	1	1	1	-	7	69	
UKR	2	3+1=	1	2	-	1	1	1	7	65.5	
JAM	-	4	3	1	2	-	2	-	7	63	
CUB	4	1	1	2	-	1	2	-	6	62	
ITA	1	1	1	2	2	-	3+1=	5	3	51	
BLR	-	2	2	1	3	2	-	-	4	49	
ESP	1	3	1	1	-	1	1	2	5	47	
MAR	2	1	1	1	1	-	1	-	4	40	
POR	1	2	1	-	-	2	-	-	4	34	
CHN	-	-	-	3	2	2	2	1	0	34	
CZE	2	-	-	-	2	2	-	-	1	2	31
POL	1	1	1	1	1	-	-	-	1	3	31
FRA	1	-	1	1	2	-	1	2	2	31	
AUS	1	1	2	-	-	-	1	-	4	29	
GRE	-	1	1	1	1	1	2	-	2	29	
CAN	1	1	-	-	1	1	2	1	2	27	
NOR	2	-	-	1=	1	-	1	-	2	26.5	
ROU	1	1	1	-	1	-	-	-	3	25	
JPN	1	-	1	1	-	1	-	1	2	23	
RSA	1	1	-	1	-	-	-	1	2	21	
ETH	1	-	-	1	1	-	1	-	1	19	
NGR	-	1	-	-	1	1	2	-	1	18	
FIN	-	1	-	1	1	-	-	-	1	17	
BRA	-	-	1	-	2	1	-	-	1	17	
MEX	1	-	1	-	-	-	-	-	2	14	
LTU	-	1	1	-	-	-	-	-	2	13	
SWE	1	-	-	-	1=	-	-	1	1	12.5	
TRI	1	-	-	-	1	-	-	-	1	12	
NAM	-	1	-	1	-	-	-	-	1	12	
NZL	1	-	-	-	-	1	-	-	1	11	
BAH	-	-	1	-	-	1	1	-	1	11	
BUL	-	1	-	-	-	1	-	-	1	10	
DEN	1	-	-	-	-	-	-	-	1	9	
HUN	-	-	-	1	-	1	-	-	0	8	
SRI	-	1	-	-	-	-	-	-	1	7	
UGA	-	1	-	-	-	-	-	-	1	7	
SUI	-	-	1	-	-	-	-	1	1	7	
MOZ	-	-	1	-	-	-	-	-	1	6	

1999	Gold	Silver	Bronze	4th	5th	6th	7th	8th	Medals	Points
BAH	1	-	-	-	1	1	1	-	1	17
RSA	-	1	1	-	-	1	-	-	2	16
SWE	-	-	1	1=	1	-	1	-	1	16
BUL	-	1	-	-	2	-	-	-	1	15
BAR	-	-	-	3	-	-	-	-	0	15
FIN	1	-	-	-	1	-	-	1	1	13
MEX	-	-	2	-	-	-	-	-	2	12
NOR	-	-	1	1	-	-	-	-	1	11
BLR	-	-	-	1	-	1	1	1	0	11
LTU	-	-	-	1	1	-	-	1	0	10
KAZ	-	-	-	1	-	-	1=	2	0	8.5
DEN	1	-	-	-	-	-	-	-	1	8
PRK	1	-	-	-	-	-	-	-	1	8
YUG	-	-	-	1	-	1	-	-	0	8
ECU	-	1	-	-	-	-	-	-	1	7
MOZ	-	1	-	-	-	-	-	-	1	7
BEL	-	-	1	-	-	-	-	1	1	7
ALG	-	-	1	-	-	-	-	-	1	6
ASA	-	-	1	-	-	-	-	-	1	6
ISR	-	-	1	-	-	-	-	-	1	6
SLO	-	-	1	-	-	-	-	-	1	6
SUI	-	-	1	-	-	-	-	-	1	6
SYR	-	-	1	-	-	-	-	-	1	6
NZL	-	-	-	-	1	-	1	-	0	6
TUR	-	-	-	-	1	-	-	-	0	4
AUT	-	-	-	-	-	2	-	-	0	4
SVK	-	-	-	-	-	1	-	-	0	3
KOR	-	-	-	-	-	1=	-	-	0	2.5
SEN	-	-	-	-	-	-	1	-	0	2
CAY	-	-	-	-	-	-	-	1	0	1
NED	-	-	-	-	-	-	-	1	0	1
IRL	-	-	-	-	-	-	-	1=	0	0.5
Totals	46	46	45+2=	43+5=	44	43+4=	42+2=	40+2=	139	1650

MEN	Gold	Silver	Bronze	4th	5th	6th	7th	8th	Medals	Points	
USA	6	-	3	2+1=	1	4	2	2+1=	9	103	
GER	2	2	2	1+1=	3	3	1+1=	1	6	77	
KEN	1	4	-	-	3	1	4	-	5	59	
GBR	1	2	2	1	-	1	2	1	5	47	
ITA	2	1	-	-	3	2	1	1	3	44	
RUS	3	1	-	-	2	-	-	2	4	41	
ESP	1	1	1	2	1	1	-	1	3	39	
CUB	1	1	1	2	-	1	1	-	2	30	
MAR	2	-	1	1	-	-	-	1	3	28	
ETH	1	-	1	1	-	2	1	1	2	28	
BRA	-	2	1	1	-	-	-	-	3	25	
AUS	-	1	-	2	1	-	1	-	1	23	
FRA	-	1	-	2	-	1	1	1	1	23	
POL	1	-	-	-	3	-	-	-	1	20	
UKR	-	-	2	-	2	-	-	-	2	20	
CAN	-	2	-	-	-	1=	-	-	2	16.5	
RSA	-	1	1	-	-	1	-	-	2	16	
CZE	1	-	1	-	-	-	-	1	2	15	
HUN	-	1	-	1	-	-	1	-	1	14	
JAM	-	1	-	-	1	-	1	-	1	13	
MEX	-	-	2	-	-	-	-	-	2	12	
JPN	-	-	1	-	-	1	1	-	1	11	
GRE	-	1	-	-	-	1	-	-	1	10	
BAR	-	-	-	2	-	-	-	-	0	10	
FIN	1	-	-	-	-	-	-	1	1	9	
LTU	-	-	-	1	1	-	-	-	0	9	
POR	-	-	-	1	1	-	-	-	0	9	
CHN	-	-	-	1	1	-	1	-	1	0	9
DEN	1	-	-	-	-	-	-	-	1	8	
YUG	-	-	-	1	-	1	-	-	0	8	
BUL	-	1	-	-	-	-	-	-	1	7	
ECU	-	1	-	-	-	-	-	-	1	7	
BEL	-	-	1	-	-	-	-	1	1	7	
ALG	-	-	1	-	-	-	-	-	1	6	
ISR	-	-	1	-	-	-	-	-	1	6	
NGR	-	-	1	-	-	-	-	-	1	6	
SLO	-	-	1	-	-	-	-	-	1	6	
SUI	-	-	1	-	-	-	-	-	1	6	
SWE	-	-	-	-	1	-	1	-	0	6	
NOR	-	-	-	1	-	-	-	-	0	5	
BAH	-	-	-	-	-	1	-	-	0	3	
SVK	-	-	-	-	-	1	-	-	0	3	

1999	Gold	Silver	Bronze	4th	5th	6th	7th	8th	Medals	Points
KOR	-	-	-	-	-	1=	-	-	0	2.5
BLR	-	-	-	-	-	-	1	-	0	2
NZL	-	-	-	-	-	-	1	-	0	2
SEN	-	-	-	-	-	-	1	-	0	2
KAZ	-	-	-	-	-	-	1=	-	0	1.5
CAY	-	-	-	-	-	-	-	1	0	1
NED	-	-	-	-	-	-	-	1	0	1
ROU	-	-	-	-	-	-	-	1	0	1
IRL	-	-	-	-	-	-	-	1=	0	0.5
Totals	24	24	24	23+2=	23	23+2=	21+2=	18+2=	72	858

WOMEN	Gold	Silver	Bronze	4th	5th	6th	7th	8th	Medals	Points
USA	4	3	1	2+1=	2	3	-	-	8	90
RUS	2	3	3	3	1	2	1	3	8	85
GER	2	2	1+1=	2	2	2	3	1	6	72.5
JAM	-	1	3+1=	-	1	1	1	2	5	41.5
ROU	2	-	2	1	-	1	-	1	4	37
GRE	2	1	2	-	-	-	-	1	5	36
AUS	1	-	2	-	2	1	2	-	3	35
ETH	1	-	2	1	1	1	1	-	3	34
CUB	1	1	-	1	-	2	1	-	2	28
UKR	1	1	-	1	-	-	4	-	2	28
CZE	1	-	-	1+1=	-	1+2=	-	-	1	25
GBR	-	2	-	-	2	-	-	1	2	23
CHN	1	1	-	-	1	-	1	-	2	21
FRA	1	1	-	-	-	1	-	2	2	20
JPN	-	1	-	1	1	-	-	1	1	17
NGR	-	1	-	1	-	1	-	1	1	16
BAH	1	-	-	-	1	-	1	-	1	14
MAR	-	2	-	-	-	-	-	-	2	14
ESP	1	-	-	-	-	1	-	2	1	13
ITA	-	1	-	-	-	1	-	1	1	11
POR	-	-	-	1	1	-	1	-	0	11
POL	-	-	-	-	1	-	3	1	0	11
SWE	-	-	1	1=	-	-	-	-	1	10
HUN	-	-	-	2	-	-	-	-	0	10
BLR	-	-	-	1	-	1	-	1	0	9
PRK	1	-	-	-	-	-	-	-	1	8
BUL	-	-	-	-	2	-	-	-	0	8
MOZ	-	1	-	-	-	-	-	-	1	7
KAZ	-	-	-	1	-	-	-	2	0	7
ASA	-	-	1	-	-	-	-	-	1	6
KEN	-	-	1	-	-	-	-	-	1	6
NOR	-	-	1	-	-	-	-	-	1	6
SYR	-	-	1	-	-	-	-	-	1	6
BAR	-	-	-	1	-	-	-	-	0	5
FIN	-	-	-	-	1	-	-	-	0	4
NZL	-	-	-	-	-	1	-	-	0	4
TUR	-	-	-	-	1	-	-	-	0	4
AUT	-	-	-	-	-	-	2	-	0	4
CAN	-	-	-	-	-	1	-	-	0	3
BRA	-	-	-	-	-	-	-	1	0	1
LTU	-	-	-	-	-	-	-	1	0	1
Totals	22	22	21+2=	20+3=	21	20+2=	21	22	67	792

EDMONTON 2001

OVERALL

	Gold	Silver	Bronze	4th	5th	6th	7th	8th	Medals	Points
RUS	5	5+2=	6	3+1=	3	4	2	3	18	174.5
USA	5	5	2+1=	5	4	-	5	2	13	145.5
GER	3	3	1	3	6	2+1=	4	2	7	108.5
KEN	3	3	2	3	-	2	2	2	8	84
ETH	2	3	3	2	-	-	3	1	8	72
ESP	-	2	1	3	4	6	1	-	3	71
JAM	1	3	2	1	1	1	2	2	6	59
GBR	1	-	1	2	5	3	2	1	2	58
CUB	3	1	2	2	-	-	1	1	6	56
POL	2	-	3	1	1	2	1	1	5	52
ROU	2	2	-	-	1	3	1=	1	4	45.5
ITA	1	1	2	3	-	-	-	2	4	44
GRE	1	2	2	-	-	2	-	1	5	41
BLR	2	2	-	-	-	1	3	-	4	39
FRA	-	1	1	-	4	1	2	2	2	38

2003	Gold	Silver	Bronze	4th	5th	6th	7th	8th	Medals	Points	2005	Gold	Silver	Bronze	4th	5th	6th	7th	8th	Medals	Points
FIN	-	-	-	1	-	-	-	-	0	5	BAR	-	-	-	-	-	1	-	-	0	3
MAR	-	-	-	1	-	-	-	-	0	5	COL	-	-	-	-	-	1	-	-	0	3
NED	-	-	-	1	-	-	-	-	0	5	ERI	-	-	-	-	-	1	-	-	0	3
CZE	-	-	-	-	1	-	-	-	0	4	NGR	-	-	-	-	-	-	1	-	0	2
NZL	-	-	-	-	1	-	-	-	0	4	SCG	-	-	-	-	-	-	1	-	0	2
PRK	-	-	-	-	1	-	-	-	0	4	CAY	-	-	-	-	-	-	-	1	0	1
BAR	-	-	-	-	-	1	-	-	0	3	SVK	-	-	-	-	-	-	-	1	0	1
BEL	-	-	-	-	-	1	-	-	0	3	Totals	47	46+2=	46	47	45+5=	44+2=	44	43	141	1686
HUN	-	-	-	-	-	1	-	-	0	3											
CRO	-	-	-	-	-	-	1	-	0	2											
EST	-	-	-	-	-	-	1	-	0	2											
GHA	-	-	-	-	-	-	1	-	0	2											
DOM	-	-	-	-	-	-	-	1	0	1											
SCG	-	-	-	-	-	-	-	1	0	1											
Totals	22	22	22	21+2=	21	22	20	17	66	783											

HELSINKI 2005

OVERALL

	Gold	Silver	Bronze	4th	5th	6th	7th	8th	Medals	Points	MEN	Gold	Silver	Bronze	4th	5th	6th	7th	8th	Medals	Points	
USA	14	8	3	4	5+1=	3	5	2	25	250	RUS	9	4	2	4	2+1=	2	3	-	15	155	
RUS	7	6+1=	4	5	5	5	4	2	18	198.5	RUS	1	2+1=	2	1	3	1	2	1	6	65.5	
FRA	2	2	4	1	3	3	1	2	8	84	KEN	1	1	3	2	1	1	3	-	5	56	
JAM	1	5	2	3	1	2	1	2	8	84	FRA	2	-	-	-	3	2	1	1	2	37	
ETH	3	4	2	2	-	1	2	2	9	83	GER	-	-	3	2	1=	-	2	1	2	36	
KEN	1	2	4	2	3	1	5	1	7	82	ESP	-	1	1	1	1	2	-	1	2	29	
GER	1	1	5	3	1=	1	3	1	7	73	JAM	-	1	1	1	1	1	1	1	2	28	
CUB	3	2+1=	1	1	-	-	1	2	7	59.5	ETH	1	2	-	-	-	-	2	1	3	27	
CHN	-	1	-	2	6	1	1	-	1	46	EST	1	1	-	1	-	1	-	-	2	23	
POL	-	2	-	2	1	1+1=	4	2	2	43.5	MAR	1	1	-	1	-	-	-	1	2	21	
ESP	-	1	1	2	2	3	-	1	2	41	JPN	-	-	2	1	-	-	-	3	2	20	
GBR	1	-	2	1	2	-	1	-	3	35	FIN	-	-	1	2	-	1	-	1	1	20	
BAH	1	1	-	3	-	-	-	1	2	31	NED	1	1	-	-	1	-	-	-	2	19	
UKR	1	-	-	1	3	-	2	2	1	31	BRN	2	-	-	-	-	-	1	-	2	18	
MAR	1	2	-	1	-	-	-	1	3	28	BAH	-	1	-	2	-	-	-	-	1	17	
CZE	-	1	2	-	1+1=	-	-	1	3	27.5	POL	-	1	-	-	-	1	-	3	-	17	
SWE	2	-	1	-	-	1	1	-	3	27	GBR	-	-	1	1	1	-	-	-	1	15	
BLR	1	1	1	-	-	1	-	1	3	25	CUB	-	1+1=	-	-	-	-	-	1	2	14.5	
JPN	-	-	2	1	-	1	-	4	2	24	UKR	1	-	-	1	-	-	-	-	1	14	
EST	1	1	-	1	-	1	-	-	2	23	AUS	-	-	1	-	1	1	-	1	1	14	
BRN	2	-	-	-	1	-	1	-	2	22	CAN	-	-	1	1	-	-	-	2	1	13	
FIN	-	-	1	2	-	2	-	1	1	23	ITA	-	-	1	-	2=	-	-	-	1	12.5	
ITA	-	-	1	-	1+2=	-	1	2	1	20.5	NOR	-	1	-	1	-	-	-	-	-	1	12
NED	1	1	-	-	1	-	-	1	2	20	CZE	-	1	-	-	1=	-	-	1	1	11.5	
POR	-	-	2	1	-	-	1	-	2	19	CHN	-	1	-	-	1	-	-	-	1	11	
ROU	-	-	2	-	1	-	1	1	2	19	TAN	-	1	-	-	1	-	-	-	1	11	
UGA	1	-	-	1	-	1	-	-	1	16	POR	-	-	1	1	-	-	-	-	1	11	
CAN	-	-	1	1	-	1=	-	2	1	15.5	TRI	-	1	-	-	-	-	1	-	1	9	
GHA	-	1	1	-	-	-	-	1	2	14	HUN	-	-	1	-	-	1	-	-	1	9	
TAN	-	1	-	-	1	1	-	-	1	14	ALG	-	-	-	-	2	-	-	1	0	9	
AUS	-	1	-	1	1	-	-	1	1	14	BLR	1	-	-	-	-	-	-	-	1	8	
LTU	1	-	-	1	-	-	-	-	1	13	ECU	1	-	-	-	-	-	-	-	1	8	
NOR	-	1	-	1	-	-	-	-	1	12	LTU	1	-	-	-	-	-	-	-	1	8	
NZL	-	1	-	1	-	-	-	-	1	12	QAT	1	-	-	-	-	-	-	-	1	8	
TRI	-	1	-	-	-	-	2	-	1	11	HUN	-	-	1	-	-	-	-	-	1	9	
ALG	-	-	-	-	2	-	1	1	0	11	DEN	-	-	-	-	1	1	-	-	0	9	
MEX	-	-	1	-	-	1	-	1	1	10	PAN	-	-	-	-	-	1	1	-	0	5	
ECU	1	-	-	-	-	-	-	-	1	8	DEN	-	-	-	-	1	-	-	-	0	4	
QAT	1	-	-	-	-	-	-	-	1	8	MRI	-	-	-	-	1	-	-	-	0	4	
HUN	-	-	1	-	-	1	-	-	1	9	TUN	-	-	-	-	1	-	-	-	0	4	
DEN	-	-	-	1	1	-	-	-	0	9	BRA	-	-	-	-	-	1	-	1	0	4	
BRA	-	-	-	-	1	1	-	1	0	8	MEX	-	-	-	-	-	1	-	-	1	0	4
GRE	-	-	-	-	1	1	-	1	0	8	AHO	-	-	-	-	-	1	-	-	0	3	
RSA	-	-	-	-	-	2	1	-	0	8	ERI	-	-	-	-	-	1	-	-	0	3	
SKN	-	-	1	-	-	-	-	-	1	6	SWE	-	-	-	-	-	-	1	-	0	2	
MOZ	-	-	-	1	-	-	-	-	0	5	SVK	-	-	-	-	-	-	-	-	1	0	1
SUD	-	-	-	1	-	-	-	-	0	5	Totals	24	23+2=	23	24	22+5=	22	23	22	72	862	
BEL	-	-	-	-	1	1	-	-	0	5	WOMEN	Gold	Silver	Bronze	4th	5th	6th	7th	8th	Medals	Points	
LAT	-	-	-	-	-	1	1	-	0	5	RUS	6	4	2	4	2	4	2	1	12	133	
PAN	-	-	-	-	1	1	-	-	0	5	USA	5	4	1	-	3	1	2	2	10	95	
IND	-	-	1	-	-	-	-	-	0	5	ETH	2	2	2	2	-	1	-	-	1	6	56
MRI	-	-	-	1	-	-	-	-	0	4	JAM	1	4	1	2	-	1	-	1	6	56	
TUN	-	-	-	-	1	-	-	-	0	4	FRA	-	2	4	1	-	1	-	1	6	47	
SEN	-	-	-	-	-	1	-	1	0	4	CUB	3	1	1	1	-	-	1	1	5	45	
AHO	-	-	-	-	-	1	-	-	0	3	GER	1	1	2	1	-	1	1	-	4	37	
											CHN	-	-	-	2	5	1	1	-	0	35	
											POL	-	1	-	2	-	1+1=	1	2	1	26.5	
											KEN	-	1	1	-	2	-	2	1	2	26	
											SWE	2	-	1	-	-	1	-	-	3	25	
											GBR	1	-	1	-	1	-	1	-	2	20	
											BLR	-	1	1	-	-	1	-	1	2	17	
											UKR	-	-	-	-	3	-	2	1	0	17	

2005	Gold	Silver	Bronze	4th	5th	6th	7th	8th	Medals	Points	2007	Gold	Silver	Bronze	4th	5th	6th	7th	8th	Medals	Points	
CZE	-	-	2	-	1	-	-	-	2	16	ERI	-	-	-	2	-	-	-	-	0	10	
BAH	1	-	-	1	-	-	-	1	1	14	EST	1	-	-	-	-	-	-	-	1	1	9
ROU	-	-	1	-	1	-	1	1	1	13	FIN	1	-	-	-	-	-	-	-	1	1	9
NZL	-	1	-	1	-	-	-	-	1	12	DOM	-	1	-	-	-	-	1	-	1	1	9
ESP	-	-	-	1	1	1	-	-	0	12	RSA	-	-	-	-	1	1	1	-	0	9	
UGA	1	-	-	-	-	-	-	-	1	8	CRO	1	-	-	-	-	-	-	-	1	1	8
POR	-	-	1	-	-	-	1	-	1	8	ECU	1	-	-	-	-	-	-	-	1	1	8
GRE	-	-	-	-	1	1	-	1	0	8	PAN	1	-	-	-	-	-	-	-	1	1	8
ITA	-	-	-	-	1	-	1	2	0	8	LTU	-	-	-	1	-	1	-	-	0	8	
MAR	-	1	-	-	-	-	-	-	1	7	AHO	-	-	-	-	2	-	-	-	0	8	
GHA	-	-	1	-	-	-	-	-	1	6	HUN	-	-	-	-	2	-	-	-	0	8	
MEX	-	-	1	-	-	-	-	-	1	6	QAT	-	1	-	-	-	-	-	-	1	7	
DEN	-	-	-	1	-	-	-	-	0	5	SUI	-	-	1	-	-	-	-	-	1	1	7
IND	-	-	-	1	-	-	-	-	0	5	ALG	-	-	-	-	1	1	-	-	0	7	
LTU	-	-	-	1	-	-	-	-	0	5	KAZ	-	-	1	-	-	-	1=	-	1	6.6	
MOZ	-	-	-	1	-	-	-	-	0	5	BUL	-	-	1	-	-	-	-	-	1	6	
SUD	-	-	-	1	-	-	-	-	0	5	CYP	-	-	1	-	-	-	-	-	1	6	
BEL	-	-	-	-	-	1	1	-	0	5	SRI	-	-	1	-	-	-	-	-	1	6	
BRA	-	-	-	-	1	-	-	-	0	4	SVK	-	-	1	-	-	-	-	-	1	6	
BRN	-	-	-	-	1	-	-	-	0	4	TUN	-	-	1	-	-	-	-	-	1	6	
JPN	-	-	-	-	-	1	-	1	0	4	NGR	-	-	-	1	-	-	-	1	0	6	
SEN	-	-	-	-	-	1	-	1	0	4	IRL	-	-	-	-	2	-	-	-	0	6	
BAR	-	-	-	-	-	1	-	-	0	3	LAT	-	-	-	1	-	-	-	-	0	5	
COL	-	-	-	-	-	1	-	-	0	3	EGY	-	-	-	-	-	1	-	-	0	3	
FIN	-	-	-	-	-	1	-	-	0	3	NAM	-	-	-	-	-	1	-	-	0	3	
TAN	-	-	-	-	-	1	-	-	0	3	IRI	-	-	-	-	-	-	1	-	0	2	
CAN	-	-	-	-	-	1=	-	-	0	2.5	ISR	-	-	-	-	-	-	1	-	0	2	
ALG	-	-	-	-	-	-	1	-	0	2	SEN	-	-	-	-	-	-	1	-	0	2	
NGR	-	-	-	-	-	-	1	-	0	2	KSA	-	-	-	-	-	-	2	0	2		
SCG	-	-	-	-	-	-	1	-	0	2	CAY	-	-	-	-	-	-	-	1	0	1	
TRI	-	-	-	-	-	-	1	-	0	2	TRI	-	-	-	-	-	-	-	1	0	1	
CAY	-	-	-	-	-	-	-	1	0	1	Totals	47	46+2=	46	47	46+2=	45+2=	44+5=	43	141	1687	
NED	-	-	-	-	-	-	-	1	0	1												
Totals	23	23	23	23	23	22+2=	21	21	69	824												

OSAKA 2007

OVERALL

	Gold	Silver	Bronze	4th	5th	6th	7th	8th	Medals	Points	MEN	Gold	Silver	Bronze	4th	5th	6th	7th	8th	Medals	Points	
USA	14	4	8	5	4	2	5	4	26	249	USA	10	3	6	3	1	-	2	1	19	161	
RUS	4	6+1=	3	7	5	4+1=	4	-	14	176	KEN	3	2	3	1	2	-	-	2	8	71	
KEN	5	3	5	3	3	-	1	4	13	124	JAM	-	3	1	1	1	2	1	1	4	45	
JAM	1	6	3	2	1	3	3	1	10	98	RUS	-	1	1	3	2	2	-	-	2	42	
GER	2	2	3	-	5	2	3	5	7	85	GER	-	1	1	-	2	2	1	3	2	32	
GBR	1	1	3	3	-	4	-	1	5	61	BAH	1	2	-	1	-	-	-	1	3	28	
CHN	1	1	1	3	2	1	2	2	3	53	FRA	-	2	-	-	2	-	1	-	2	24	
POL	-	-	3	3	-	2	2	3	3	46	ETH	1	1	-	-	1	1	-	1	2	23	
ETH	3	1	-	-	1	2	1	1	4	44	POL	-	-	2	1	-	-	2	-	2	21	
CUB	1	2	-	2	1=	1	2	1	3	43.5	ESP	-	1	-	-	-	1	4	-	1	18	
FRA	-	2	-	-	4	1	1+1=	1	2	36.6	GBR	-	1	-	-	4	-	-	-	1	18	
BLR	1	1	-	1	1	2	2	-	2	34	ITA	-	1	1	-	1	-	-	-	2	17	
ESP	-	1	2	-	-	2	4	1	3	34	CUB	-	-	-	2	1=	-	1	1	0	16.5	
CZE	2	1	-	1	1=	-	-	1	3	32.5	JPN	-	-	-	-	2	2	1	-	0	16	
UKR	-	2	-	1	1	1	2+1=	1	2	31.6	BLR	1	-	-	1	-	-	1	-	1	15	
ITA	-	1+1=	1	-	1	1	1	1	3	29.5	CHN	1	-	-	-	1	-	-	1	1	14	
BAH	1	2	-	1	-	-	-	1	3	28	NOR	-	1	-	-	1	-	-	2	1	13	
SWE	1	-	-	3	-	-	1+2=	-	1	26.2	SLO	-	1	-	-	1	-	-	1	1	13	
JPN	-	-	1	-	2	3	1	-	1	25	CZE	1	-	-	-	1=	-	-	1	1	12.5	
SLO	-	1	-	-	3	-	1	-	1	21	BRA	-	1	-	1	-	-	-	-	1	12	
BRA	-	1	-	1	-	1+1=	1	-	1	19.5	NED	-	-	2	-	-	-	-	-	2	12	
POR	1	-	-	1	1	-	1	-	1	19	SWE	-	-	-	2	-	-	1	-	0	12	
CAN	-	2	-	-	-	1	-	2	2	19	CAN	-	1	-	-	-	1	-	1	1	11	
AUS	2	-	-	-	-	-	1	-	2	18	UGA	-	-	1	1	-	-	-	-	1	11	
BRN	1	1	-	-	-	1	-	-	2	18	AUS	1	-	-	-	-	-	1	-	1	10	
NOR	-	1	-	1	1	-	-	2	1	18	BRN	-	1	-	-	-	1	-	-	1	10	
ROU	-	-	1	-	1	2	-	-	1	16	ERI	-	-	-	2	-	-	-	-	0	10	
MAR	-	1	-	1	-	1	-	-	1	15	EST	1	-	-	-	-	-	-	1	1	9	
GRE	-	-	1	-	1	1	-	1	1	14	FIN	1	-	-	-	-	-	-	1	1	9	
NZL	1	-	-	-	1	-	-	-	1	12	DOM	-	1	-	-	-	-	-	1	-	1	9
TUR	-	1	-	-	1	-	-	1	1	12	RSA	-	-	-	-	1	1	1	-	0	9	
NED	-	-	2	-	-	-	-	-	2	12	ECU	1	-	-	-	-	-	-	-	1	8	
UGA	-	-	1	1	-	-	-	-	1	11	PAN	1	-	-	-	-	-	-	-	1	8	
MEX	-	-	-	2	-	-	-	1	0	11	POR	1	-	-	-	-	-	-	-	1	8	
BEL	-	-	1	-	1	-	-	-	1	10	UKR	-	-	-	1	-	1	-	-	0	8	
											AHO	-	-	-	-	2	-	-	-	0	8	
											HUN	-	-	-	-	2	-	-	-	0	8	
											QAT	-	1	-	-	-	-	-	-	1	7	
											SUI	-	-	1	-	-	-	-	1	1	7	
											ALG	-	-	-	-	1	1	-	-	0	7	
											CYP	-	-	1	-	-	-	-	-	1	6	
											KAZ	-	-	1	-	-	-	-	-	1	6	
											SVK	-	-	1	-	-	-	-	-	1	6	

2011	Gold	Silver	Bronze	4th	5th	6th	7th	8th	Medals	Points	2013	Gold	Silver	Bronze	4th	5th	6th	7th	8th	Medals	Points
FRA	-	-	-	1	-	-	1	-	0	7	NOR	-	-	-	-	-	1	-	2	0	5
COL	-	-	1	-	-	-	-	-	1	6	TJK	-	-	-	-	1	-	-	-	0	4
ESP	-	-	1	-	-	-	-	-	1	6	KSA	-	-	-	-	-	1	-	1	0	4
LAT	-	-	1	-	-	-	-	-	1	6	BRN	-	-	-	-	-	1	-	-	0	3
TRI	-	-	1	-	-	-	-	-	1	6	ISR	-	-	-	-	-	1	-	-	0	3
SWE	-	-	-	-	1	-	1	-	0	6	PUR	-	-	-	-	-	1	-	-	0	3
POR	-	-	-	-	-	1	1	1	0	6	ARG	-	-	-	-	-	-	1	-	0	2
MAR	-	-	-	1	-	-	-	-	0	5	EGY	-	-	-	-	-	-	1	-	0	2
BRN	-	-	-	-	-	1	1	-	0	5	GRN	-	-	-	-	-	-	1	-	0	2
BUL	-	-	-	-	-	1	1	-	0	5	IND	-	-	-	-	-	-	1	-	0	2
CAN	-	-	-	-	-	1	1	-	0	5	SEN	-	-	-	-	-	-	1	-	0	2
JPN	-	-	-	-	1	-	-	-	0	4	BUL	-	-	-	-	-	-	-	1	0	1
ROU	-	-	-	-	-	1	-	1	0	4	ERI	-	-	-	-	-	-	-	1	0	1
TUR	-	-	-	-	-	-	-	2	0	2	PRK	-	-	-	-	-	-	-	1	0	1
BAH	-	-	-	-	-	1	-	-	0	3	Totals	47	47	46+2=	46	46+2=	46	45+2=	41+2=	142	1686
NOR	-	-	-	-	-	-	-	-	0	3	MEN Gold	Silver	Bronze	4th	5th	6th	7th	8th	Medals	Points	
IRL	-	-	-	-	-	1=	-	-	0	2.5	USA	4	8	2	5	2	4	-	2	14	147
SLO	-	-	-	-	-	-	1	-	0	2	KEN	2	1	2	4	1	2	2	-	5	69
SRB	-	-	-	-	-	-	1	-	0	2	RUS	2	1	3	1	2	-	2	3	6	61
LTU	-	-	-	-	-	-	-	2	0	2	JAM	3	2	1	2	1	-	-	2	6	60
ALG	-	-	-	-	-	-	-	1	0	1	GER	3	1	1	2	2	1	1	-	5	60
GRE	-	-	-	-	-	-	-	1	0	1	ETH	1	3	1	1	1	-	2	1	5	49
UZB	-	-	-	-	-	-	-	1=	0	0.5	GBR	2	-	-	1	3	-	-	2	2	35
Totals	23	23	23	23	23	22+2=	21	18+2=	69	822	FRA	1	1	1	1	-	-	4	1	3	35

MOSCOW 2013

OVERALL

	Gold	Silver	Bronze	4th	5th	6th	7th	8th	Medals	Points	
USA	6	14	5	9	6	9	2	6	25	282	
RUS	7	4	5+1=	1	7+1=	1	9	5	17	182	
KEN	5	4	3	6	2	3	3	-	12	139	
GER	4	2	1	7	2	1	1	1+1=	7	101.5	
JAM	6	2	1	4	2	-	-	4	9	100	
ETH	3	3	4	2	3	-	2	2	10	97	
GBR	3	-	3	2	5	1	1	2	6	79	
FRA	1	2	1	2	-	-	5	2	4	50	
UKR	2	-	1	2	1	1	4	-	3	47	
CZE	2	-	1	-	2	-	3	1+1=	3	37.5	
POL	1	2	-	1	-	4	1+1=	1	3	43.5	
CHN	-	1	3	2	-	2	-	1	4	42	
CAN	-	1	4	-	-	3	-	1	5	41	
JPN	-	-	1	1	2	4	-	-	1	31	
AUS	-	2	1	-	1	-	1	1	3	27	
CUB	-	1	2	1	1	1	-	1	3	32	
NED	-	1	1	-	2	-	1	1	2	24	
ESP	-	-	1+1=	1	1	1	-	-	2	23.5	
NGR	-	1	1	-	-	2	-	-	2	19	
ITA	-	1	-	-	1	1	1+1=	1	1	18.5	
BRA	-	-	-	-	1+1=	2	2	1	0	18.5	
RSA	-	-	1	-	1	2	1	-	1	18	
CIV	-	2	-	-	-	-	-	-	2	14	
TTO	1	-	-	-	-	1	1	-	1	13	
SWE	1	-	-	-	1	-	-	-	1	12	
SRB	-	-	2	-	-	-	-	-	2	12	
FIN	-	1	-	-	1	-	-	-	1	11	
DOM	-	-	1	-	1	-	-	-	1	10	
BEL	-	-	-	1	1	-	-	-	0	9	
COL	1	-	-	-	-	-	-	-	1	8	
CRO	1	-	-	-	-	-	-	-	1	8	
IRL	1	-	-	-	-	-	-	-	1	8	
NZL	1	-	-	-	-	-	-	-	1	8	
UGA	1	-	-	-	-	-	-	-	1	8	
HUN	-	1	-	-	-	-	-	1	1	8	
MEX	-	-	1	-	-	-	1	-	1	8	
BAH	-	-	-	1	-	1	-	-	0	8	
BOT	-	1	-	-	-	-	-	-	1	7	
QAT	-	1	-	-	-	-	-	-	1	7	
EST	-	-	1	-	-	-	-	1	1	7	
DJI	-	-	1	-	-	-	-	-	1	6	
POR	-	-	-	1	-	-	-	-	1	6	
BLR	-	-	-	1	-	-	-	-	0	5	
SLO	-	-	-	1	-	-	-	-	0	5	
SVK	-	-	-	-	1	-	-	1	0	5	
ROU	-	-	-	-	1	1	-	-	0	5	
NOR	-	-	-	-	-	-	-	-	1	8	
TJK	-	-	-	-	-	1	-	-	-	0	4
KSA	-	-	-	-	-	-	1	-	1	0	4
BAH	-	-	-	-	-	-	-	1	-	0	3
PUR	-	-	-	-	-	-	-	1	-	0	3
ROU	-	-	-	-	-	-	-	1	-	0	3
ITA	-	-	-	-	-	-	-	1	1	0	3
ARG	-	-	-	-	-	-	-	1	-	0	2
EGY	-	-	-	-	-	-	-	1	-	0	2
GRN	-	-	-	-	-	-	-	1	-	0	2
IND	-	-	-	-	-	-	-	1	-	0	2
SEN	-	-	-	-	-	-	-	1	-	0	2
BUL	-	-	-	-	-	-	-	-	1	0	1
ERI	-	-	-	-	-	-	-	-	1	0	1
Totals	24	24	24	24	24	24	24	23	72	863	
WOMEN Gold	Silver	Bronze	4th	5th	6th	7th	8th	Medals	Points		
USA	2	6	3	4	4	5	2	4	11	135	
RUS	5	3	2+1=	-	5+1=	1	7	2	11	121	
KEN	3	3	1	2	1	1	1	-	7	70	
ETH	2	-	3	1	2	-	-	-	1	5	48
GBR	1	-	3	1	2	1	1	-	4	44	
GER	1	1	-	5	-	-	-	1+1=	2	41.5	
JAM	3	-	-	2	1	-	-	-	2	3	40
CHN	-	-	3	2	-	2	-	1	3	35	

2013	Gold	Silver	Bronze	4th	5th	6th	7th	8th	Medals	Points
UKR	1	-	1	1	1	1	3	-	2	32
AUS	-	2	-	-	1	-	1	-	2	20
CUB	-	-	2	-	1	1	-	1	2	20
NGR	-	1	1	-	-	2	-	-	2	19
ITA	-	1	-	-	1	1	1	-	1	15.5
FRA	-	1	-	1	-	-	1	1	1	15
JPN	-	-	1	1	1	-	-	-	1	15
CIV	-	2	-	-	-	-	-	-	2	14
CZE	1	-	-	-	-	-	2	1+1=	1	13.5
POL	-	1	-	-	-	1	1+1=	-	1	13.5
CAN	-	1	-	-	-	2	-	-	1	13
ESP	-	-	1=	-	1	1	-	-	1	12.5
SWE	1	-	-	-	1	-	-	-	1	12
COL	1	-	-	-	-	-	-	-	1	8
CRO	1	-	-	-	-	-	-	-	1	8
NZL	1	-	-	-	-	-	-	-	1	8
BOT	-	1	-	-	-	-	-	-	1	7
NED	-	-	1	-	-	-	-	1	1	7
SRB	-	-	1	-	-	-	-	-	1	6
BAH	-	-	-	1	-	-	-	-	0	5
BLR	-	-	-	1	-	-	-	-	0	5
BRA	-	-	-	-	1=	-	-	-	0	3.5
BRN	-	-	-	-	-	1	-	-	0	3
ISR	-	-	-	-	-	1	-	-	0	3
RSA	-	-	-	-	-	1	-	-	0	3
MEX	-	-	-	-	-	-	1	-	0	2
ROU	-	-	-	-	-	-	1	-	0	2
HUN	-	-	-	-	-	-	-	1	0	1
POR	-	-	-	-	-	-	-	1	0	1
PRK	-	-	-	-	-	-	-	1	0	1
Totals	23	23	22+2=	22	22+2=	22	21+2=	18+2=	70	823



Men's placings		Gold	Silver	Bronze	4th	5th	6th	7th	8th	Medals	Points
Bernard Lagat	KEN/USA	2	3	1	-	-	1	-	-	6	46
Ezekiel Kemboi	KEN	3	3	-	-	-	-	-	-	6	45
Chris Brown	BAH	1	2	1	2	1	1	-	-	4	45
Butch Reynolds	USA	3	2	1	-	-	-	-	-	6	44
Bruny Surin	CAN	2	2	1	-	1	-	1	1	5	43
Stéphane Diagana	FRA	2	1	1	2	1	-	-	-	4	43
Jan Železný	CZE/TCH	3	-	2	1	-	-	-	-	5	41
Maurice Greene	USA	5	-	-	-	-	-	-	-	5	40
Dwight Phillips	USA	4	-	1	-	-	-	-	1	5	39
Allen Johnson	USA	4	-	1	-	-	-	-	-	5	38
Félix Sánchez	DOM	2	1	-	1	1	1	1	1	3	38
Jürgen Schult	GER	1	1	2	-	2	1	-	-	4	38
Avard Moncur	BAH	2	2	1	-	-	-	-	1	5	37
Roger Black	GBR	2	2	-	1	-	-	1	-	4	37
Tyson Gay	USA	3	1	-	1	-	-	-	-	4	36
Mohamed Farah	GBR	3	1	-	-	-	1	1	-	4	36
Colin Jackson	GBR	2	2	1	-	-	-	-	-	5	36
John Regis	GBR	1	2	2	-	-	-	1	-	5	36
Kim Collins	SKN	1	-	3+1=	-	1	-	-	-	5	35.5
Jonathan Edwards	GBR	2	1	2	-	-	-	-	-	5	35
Adam Nelson	USA	1	3	-	-	1	-	1	-	4	35
Jesús Ángel García	ESP	1	2	1	-	1	1	-	-	4	35
Linford Christie	GBR	1	1	2	1	-	1	-	-	4	35
Mike Conley	USA	1	1	2	1	-	-	1	1	4	35
Tomáš Dvorrák	CZE	3	-	-	1	1	-	-	1	3	34
Gerd Kanter	EST	1	2	2	-	-	-	-	-	5	34
Davian Clarke	JAM	-	4	1	-	-	-	-	-	5	34
Maksim Tarasov	RUS/URS	1	2	1+1=	-	-	-	-	-	5	33.5
Tony Jarrett	GBR	-	3	2	-	-	-	-	-	5	33
Iván Pedrosa	CUB	4	-	-	-	-	-	-	-	4	32
Jefferson Pérez	ECU	3	1	-	-	-	-	-	1	4	32
Angelo Taylor	USA	3	-	1	-	-	-	1	-	4	32
Andreas Thorkildsen	NOR	1	3	-	-	-	1	-	-	4	32
James Beckford	JAM	-	2	-	2	-	2	1	-	2	32
Donovan Bailey	CAN	3	1	-	-	-	-	-	-	4	31
Moses Kiptanui	KEN	3	1	-	-	-	-	-	-	4	31
Calvin Smith	USA	3	1	-	-	-	-	-	-	4	31
Robert Harting	GER	3	1	-	-	-	-	-	-	4	31
John Godina	USA	3	-	-	-	1	-	1	1	3	31
Nesta Carter	JAM	2	1	1	-	-	-	1	-	4	31
Ato Boldon	TTO	1	1	2	-	1	-	-	-	4	31
Yuriy Borzakovskiy	RUS	-	2	2	1	-	-	-	-	4	31
Robert Korzeniowski	POL	3	-	1	-	-	-	-	-	4	30
Kerron Clement	USA	3	-	-	1	-	-	-	1	3	30
Javier Sotomayor	CUB	2	2	-	-	-	-	-	-	4	30
Justin Gatlin	USA	2	2	-	-	-	-	-	-	4	30
Primož Kosmus	SLO	1	1	1	1	1	-	-	-	3	30
Wilson Kipketer	DEN	3	-	-	1	-	-	-	-	3	29
Noureddine Morceli	ALG	3	-	-	1	-	-	-	-	3	29
Marc Burns	TTO	-	3	-	-	-	1	2	1	3	29
Marlon Devonish	GBR	-	1	3	-	-	1	-	1	4	29
Michael Frater	JAM	2	1	-	1	-	-	-	-	3	28
Dennis Mitchell	USA	2	-	2	-	-	-	-	-	4	28
Liu Xiang	CHN	1	2	1	-	-	-	-	-	4	28
Yaroslav Rybakov	RUS	1	1+2=	-	-	-	-	-	-	4	28
Darrel Brown	TTO	-	4	-	-	-	-	-	-	4	28
Sileshi Sihine	ETH	-	3	1	-	-	-	-	1	4	28
Ray Stewart	JAM	-	1	1	1	-	2	1	2	2	28
Asafa Powell	JAM	1	1	2	-	-	-	-	-	4	27
Wallace Spearmon	USA	1	1	2	-	-	-	-	-	4	27
Koji Murofushi	JPN	1	1	1	-	-	2	-	-	3	27
Valentí Massana	ESP	1	1	-	1	1	1	-	-	2	27
Igor Astapkovich	BLR/URS	-	3	-	-	1	-	1	-	3	27
Asbel Kiprop	KEN	2	-	-	2	-	-	-	-	2	26
Samuel Matete	ZAM	1	2	-	-	1	-	-	-	3	26
Szymon Ziółkowski	POL	1	2	-	-	-	-	2	-	3	26
Eliud Kipchoge	KEN	1	1	-	1	1	-	1	-	2	26
Mark Richardson	GBR	1	-	-	2	2	-	-	-	1	26
Krisztián Pars	HUN	-	2	-	1	1	1	-	-	2	26

Men's placings		Gold	Silver	Bronze	4th	5th	6th	7th	8th	Medals	Points
Claudinei da Silva	BRA	-	1	2	-	1	1	-	-	3	26
Bershawn Jackson	USA	2	-	1	-	-	1	-	-	3	25
Terrence Trammell	USA	-	3	-	-	1	-	-	-	3	25
Harald Schmid	GER	-	2	1	1	-	-	-	-	3	25
Tibor Gécsek	HUN	-	-	2	2	-	-	1	1	2	25
Bouabdallah Tahri	FRA	-	-	1	2	2	-	-	1	1	25
Greg Foster	USA	3	-	-	-	-	-	-	-	3	24
Werner Günthör	SUI	3	-	-	-	-	-	-	-	3	24
Dan O'Brien	USA	3	-	-	-	-	-	-	-	3	24
Darvis Patton	USA	2	1	-	-	-	-	-	1	3	24
Tero Pitkämäki	FIN	1	1	-	1	1	-	-	-	2	24
Anier Garcia	CUB	-	2	-	2	-	-	-	-	2	24
Fermin Cacho	ESP	-	2	-	1	1	-	-	1	2	24
Oliver-Sven Buder	GER	-	2	-	1	-	1	1	-	2	24
Darren Campbell	GBR	-	1	2	1	-	-	-	-	3	24
Leroy Burrell	USA	2	1	-	-	-	-	-	-	3	23
Andre Cason	USA	2	1	-	-	-	-	-	-	3	23
Rashid Ramzi	BRN	2	1	-	-	-	-	-	-	3	23
Kriss Akabusi	GBR	1	1	1	-	-	-	1	-	3	23
Brimin Kipruto	KEN	1	1	1	-	-	-	1	-	3	23
Marc Raquil	FRA	1	1	-	1	-	1	-	-	2	23
Reese Hoffa	USA	1	-	-	3	-	-	-	-	1	23
Leslie Djhone	FRA	1	-	-	1	1	1	1	1	1	23
Eduard Hämäläinen	BLR/FIN/URS	-	3	-	-	-	-	1	-	3	23
Brandon Simpson	JAM	-	2	1	-	-	1	-	-	3	23
Jack Pierce	USA	-	1	1	2	-	-	-	-	2	23
Róbson da Silva	BRA	-	-	-	3	-	2	1	-	-	23
Robert Esmie	CAN	2	-	1	-	-	-	-	-	3	22
Glenroy Gilbert	CAN	2	-	1	-	-	-	-	-	3	22
Billy Konchellah	KEN	2	-	1	-	-	-	-	-	3	22
Mike Powell	USA	2	-	1	-	-	-	-	-	3	22
John Capel	USA	2	-	1	-	-	-	-	-	3	22
Roman Šebrle	CZE	1	2	-	-	-	-	-	-	3	22
Fabrizio Mori	ITA	1	1	-	1	-	-	1	-	2	22
Robert Maćkowiak	POL	1	-	1	-	2	-	-	-	2	22
Winthrop Graham	JAM	-	1	2	-	-	1	-	-	3	22
Samson Kitur	KEN	-	1	1	1	1	-	-	-	2	22
Martyn Rooney	GBR	-	1	-	2	-	1	1	-	1	22
Danny Everett	USA	1	1	1	-	-	-	-	-	3	21
Ilya Markov	RUS	1	1	-	1	-	-	-	1	2	21
Nickel Ashmeade	JAM	1	-	-	1	2	-	-	-	1	21
Francisco Javier Fernández	ESP	-	3	-	-	-	-	-	-	3	21
Michael McDonald	JAM	-	3	-	-	-	-	-	-	3	21
Dwain Chambers	GBR	-	1	1	1	-	1	-	-	2	21
Christophe Lemaitre	FRA	-	1	1	1	-	-	1	1	2	21
Zersenay Tadesse	ERI	-	1	-	2	-	1	-	1	1	21
Boris Henry	GER	-	-	2	-	-	3	-	-	2	21
Mark Boswell	CAN	-	1	1	1	-	1=	-	-	2	20.5
RELAYS ONLY											
Danny McFarlane	JAM	-	5	-	-	-	-	1	-	5	37
Davian Clarke	JAM	-	4	1	-	-	-	-	-	5	34
LaShawn Merritt	USA	4	-	-	-	-	-	-	-	4	32
Usain Bolt	JAM	3	1	-	-	-	-	-	-	4	31
Chris Brown	BAH	1	2	1	-	-	1	-	-	4	31
Greg Haughton	JAM	-	4	-	-	-	-	1	-	4	30
Roger Black	GBR	2	1	-	1	-	-	-	-	3	28
Avard Moncur	BAH	1	2	1	-	-	-	-	-	4	28
Marlon Devonish	GBR	-	1	3	-	-	-	-	-	4	25
Carl Lewis	USA	3	-	-	-	-	-	-	-	3	24
Butch Reynolds	USA	3	-	-	-	-	-	-	-	3	24
Angelo Taylor	USA	3	-	-	-	-	-	-	-	3	24
Jeremy Wariner	USA	3	-	-	-	-	-	-	-	3	24
Marc Burns	TTO	-	3	-	-	-	1	-	-	3	24
Nesta Carter	JAM	2	1	-	-	-	-	-	-	3	23
Robert Esmie	CAN	2	-	1	-	-	-	-	-	3	22
Glenroy Gilbert	CAN	2	-	1	-	-	-	-	-	3	22
Bruny Surin	CAN	2	-	1	-	-	-	-	-	3	22
Robert Maćkowiak	POL	1	-	1	-	2	-	-	-	2	22

Women's placings		Gold	Silver	Bronze	4th	5th	6th	7th	8th	Medals	Points
Martyn Rooney	GBR	-	1	-	2	-	1	1	-	1	22
Michael Frater	JAM	2	-	-	1	-	-	-	-	2	21
John Regis	GBR	1	1	1	-	-	-	-	-	3	21
Michael McDonald	JAM	-	3	-	-	-	-	-	-	3	21
Darrel Brown	TTO	-	3	-	-	-	-	-	-	3	21

LEADING WOMEN'S PLACINGS

Merlene Ottey	JAM	3	4	7	1	-	-	1	-	14	101
Jearl Miles Clark	USA	4	3	2	2	1	-	-	-	9	79
Allyson Felix	USA	8	1	1	-	-	-	-	-	10	77
Veronica Campbell-Brown	JAM	2	7	-	2	-	-	-	-	9	75
Gail Devers	USA	5	3	-	1	1	1	-	-	8	73
Gwen Torrence	USA	3	4	1	-	1	-	-	-	8	62
Grit Breuer	GER	1	2	3	3	-	-	1	-	6	57
Irina Sergejeva/Privalova	RUS/URS	1	3	2	3	-	-	-	-	6	56
Christine Arron	FRA	1	1	3	3	-	2	-	-	5	54
Sanya Richards-Ross	USA	5	1	-	-	1	-	1	-	6	53
Shelly-Ann Fraser-Pryce	JAM	5	1	-	1	-	-	-	-	6	52
Debbie Ferguson McKenzie	BAH	2	1	1	1	2	3	-	-	4	51
Lorraine Graham/Fenton	JAM	1	3	3	-	1	-	-	-	7	51
Kerron Stewart	JAM	2	3	-	-	2	1	1	-	5	50
Yuliya Nosova/Pechonkina	RUS	2	3	2	-	-	-	-	-	7	49
Christine Ohuruogu	GBR	2	-	3	2	1	-	-	-	5	48
Maria Mutola	MOZ	3	1	1	2	-	-	-	-	5	47
Heike Daute/Drechsler	GER	2	2	2	1	-	-	-	-	6	47
Tatyana Lebedeva	RUS	3	2	-	1	-	1	-	-	5	46
Beverly McDonald	JAM	1	3	2	1	-	-	-	-	6	46
Valerie Villi/Adams	NZL	4	1	-	-	1	-	-	-	5	43
Inger Miller	USA	2	2	-	1	2	-	-	-	4	43
Eunice Barber	FRA/SLE	2	3	-	1	-	-	-	-	5	42
Sandie Richards	JAM	1	1	3	1	-	1	-	1	5	42
Carmelita Jeter	USA	2	1	3	-	-	-	-	-	6	41
Anastasiya Kapachinskaya	RUS	1	1	4	-	-	-	1	-	6	41
Novlene Williams-Mills	JAM	-	4	1	1	-	-	-	2	5	41
Tirunesh Dibaba	ETH	5	-	-	-	-	-	-	-	5	40
Torri Edwards	USA	2	2	-	2	-	-	-	-	4	40
Jackie Joyner-Kersey	USA	4	-	-	-	1	1	-	-	4	39
Yipsi Moreno	CUB	3	1	-	1	-	1	-	-	4	39
Meseret Defar	ETH	2	1	2	-	1	-	-	-	5	39
Deon Hemmings	JAM	-	1	3	1	1	1	1	-	4	39
Melanie Paschke	GER	1	-	1	2	2	2	-	-	2	38
Shericka Williams	JAM	-	5	-	-	-	1	-	-	5	38
Nadine Kleinert/Schmitt	GER	-	3	2	-	-	-	2	1	5	38
Chandra Sturup	BAH	1	2	1	1	-	-	2	-	4	37
Lashinda Demus	USA	2	2	1	-	-	-	-	-	5	36
Antonina Krivoschapka	RUS	1	-	4	-	1	-	-	-	5	36
Lauryn Williams	USA	3	1	-	-	1	-	-	-	4	35
Anna Chicherova	RUS	1	1+1=	1=	1	-	1	-	-	4	35
Inga Babakova	UKR/URS	1	1+1=	2	-	-	-	-	-	5	33.5
Yelena Isinbaeva	RUS	3	-	1	-	-	1	-	-	4	33
Muriel Hurtis	FRA	1	2	1	1	-	-	-	-	4	33
Patricia Girard	FRA	1	1	1	1	1	-	1	1	3	33
Franka Dietzsch	GER	3	-	-	1	-	-	1	1	3	32
Yargelis Savigne	CUB	2	1	1	-	-	1	-	-	4	32
Zhanna Pintusevich/Block	UKR	2	1	-	1	1	-	-	-	3	32
Juliet Cuthbert	JAM	1	2	1	-	-	1	-	1	4	32
Nicoleta Grasu	ROU	-	1	3	-	1	-	1	1	4	32
Mary Onyali	NGR	-	-	-	2	3	2	2	-	-	32
Silke Gladisch/Möller	GER	3	1	-	-	-	-	-	-	4	31
Tatyana Samolenko/Dorovskikh	URS	3	1	-	-	-	-	-	-	4	31
Marita Koch	GER	3	1	-	-	-	-	-	-	4	31
Vivian Cheruiyot	KEN	3	1	-	-	-	-	-	-	4	31
Christina Obergföll	GER	1	2	-	1	1	-	-	-	3	31
Galina Malchugina	RUS/URS	1	1	1	-	2	-	1	-	3	31
Paula Radcliffe	GBR	1	1	-	2	1	-	1	-	2	31
Natalya Antyukh	RUS	1	-	2	1	-	2	-	-	3	31
Lee McConnell	GBR	-	-	2	2	1	1	1	-	2	31
Marion Jones	USA	3	-	1	-	-	-	-	-	4	30
Gabriela Szabo	ROU	3	-	-	1	-	-	-	1	3	30

Women's placings		Gold	Silver	Bronze	4th	5th	6th	7th	8th	Medals	Points
Astrid Kumbernuss	GER	3	-	-	-	-	2	-	-	3	30
Ana Quirot	CUB	2	1	-	1	-	-	1	-	3	30
Cathy Freeman	AUS	2	-	1	1	-	1	-	-	3	30
Marie-José Pérec	FRA	2	-	-	2	1	-	-	-	2	30
Kim Batten	USA	1	1	1	1	1	-	-	-	3	30
Steffi Nerius	GER	1	-	3	-	1	-	-	-	4	30
Fiona May	ITA	2	1	1	-	-	-	-	-	4	29
Chryste Gaines	USA	2	1	-	1	-	-	-	1	3	29
Osleidys Menéndez	CUB	2	-	-	1	1	-	2	-	2	29
Berhane Adere	ETH	1	2	-	1	-	-	1	-	3	29
Aleen Bailey	JAM	1	1	1	-	1	1	-	1	3	29
Nicola Sanders	GBR	-	1	2	2	-	-	-	-	3	29
Monika Pyrek	POL	-	1+1=	1	1+1=	-	-	-	-	3	29
Kajsa Bergqvist	SWE	1	-	2	1=	1=	-	1=	-	3	28.1
Carolina Klüft	SWE	3	-	-	-	1	-	-	-	3	28
Sabine Braun	GER	2	1	-	1	-	-	-	-	3	28
Olga Bryzgina	URS	2	1	-	1	-	-	-	-	3	28
Huang Zhihong	CHN	2	1	-	1	-	-	-	-	3	28
Blanka Vlašić	CRO	2	1	-	-	-	1	1	-	3	28
Katrin Krabbe	GER	2	-	2	-	-	-	-	-	4	28
Fernanda Ribeiro	POR	1	2	1	-	-	-	-	-	4	28
Natalya Nazarova	RUS	1	1	-	2	-	1	-	-	2	28
Jarmila Kratochvílová	TCH	2	1	-	-	1	-	-	-	3	27
Svetlana Krivelyova	RUS/URS	1	1	2	-	-	-	-	-	4	27
Svetlana Feofanova	RUS	1	1	2	-	-	-	-	-	4	27
Pauline Davis	BAH	1	1	-	1	-	1	2	-	2	27
Natalya Sadova	RUS	-	1	1	1	1	1	1	-	2	27
Zhang Wenxiu	CHN	-	-	3	1	1	-	-	-	3	27
Tatyana Lysenko	RUS	2	1	-	-	-	1	-	-	3	26
Trine Hattestad	NOR	2	-	1	-	1	-	-	-	3	26
Manuela Machado	POR	1	2	-	-	-	-	2	-	3	26
Sally Gunnell	GBR	1	1	1	1	-	-	-	-	3	26
Niurka Montalvo	CUB/ESP	1	1	1	1	-	-	-	-	3	26
Ana Guevara	MEX	1	-	2	1	-	-	-	1	3	26
Yarelis Barrios	CUB	-	2	2	-	-	-	-	-	4	26
Brittney Reese	USA	3	-	-	-	-	-	-	1	3	25
Anja Rüdcker	GER	1	1	1	-	1	-	-	-	3	25
Uta Rohländer	GER	1	-	2	1	-	-	-	-	3	25
Juliet Campbell	JAM	-	-	2	2	-	-	1	1	2	25
Merlene Frazer	JAM	-	1	2+1=	-	-	-	-	-	4	24.5
Sabine Busch	GER	3	-	-	-	-	-	-	-	3	24
Olga Kaniskina	RUS	3	-	-	-	-	-	-	-	3	24
Maicel Malone-Wallace	USA	1	2	-	-	-	-	1	-	3	24
Lidia Simon	ROU	1	-	2	-	1	-	-	-	3	24
Ginka Zagorcheva	BUL	1	-	1	2	-	-	-	-	2	24
Yuliya Gushchina	RUS	1	-	-	1	2	1	-	-	1	24
Mariya Pinigina	URS	-	1	2	1	-	-	-	-	3	24
Anna Pyatykh	RUS	-	-	2	2	-	-	1	-	2	24
Nezha Bidouane	MAR	2	1	-	-	-	-	-	-	3	23
Miréla Tzelíli	GRE	2	1	-	-	-	-	-	-	3	23
Marlies Göhr	GER	2	1	-	-	-	-	-	-	3	23
Ellina Zvereva	BLR	2	1	-	-	-	-	-	-	3	23
Catherine Ndereba	KEN	2	1	-	-	-	-	-	-	3	23
Francena McCorory	USA	1	1	-	1	-	1	-	-	2	23
Carla Sacramento	POR	1	-	1	1	1	-	-	-	2	23
Ludmila Formanová	CZE	1	-	-	1	2	-	1	-	1	23
Nadezhda Ostapchuk	BLR	-	3	-	-	-	-	1	-	3	23
Kelly Holmes	GBR	-	2	1	-	-	1	-	-	3	23
Blessing Okagbare	NGR	-	1	1	-	1	2	-	-	2	23
Meselech Melkamu	ETH	-	1	-	1	2	1	-	-	1	23
Anna Jesień	POL	-	-	1	2	1	1	-	-	1	23
Silke Knoll	GER	-	-	1	1	3	-	-	-	1	23
Hassiba Boulmerka	ALG	2	-	1	-	-	-	-	-	3	22
Ludmila Engquist	SWE/URS	2	-	1	-	-	-	-	-	3	22
Marta Domínguez	ESP	1	2	-	-	-	-	-	-	3	22
Betty Heidler	GER	1	2	-	-	-	-	-	-	3	22
Barbora Špotáková	CZE	1	2	-	-	-	-	-	-	3	22
Sylviane Félix	FRA	1	1	1	-	-	-	-	1	3	22
Mariya Abakumova	RUS	1	-	2	-	-	-	1	-	3	22

		Gold	Silver	Bronze	4th	5th	6th	7th	8th	Medals	Points
Savatheda Fynes	BAH	1	-	1	1	-	1	-	-	2	22
Marion Wagner	GER	1	-	1	-	2	-	-	-	2	22
Lyubov Gurina	RUS/URS	-	2	1	-	-	-	1	-	3	22
Katerina Thanou	GRE	-	1	2	-	-	1	-	-	3	22
Letitia Vriesde	SUR	-	1	1	1	1	-	-	-	2	22
Olesya Zykina	RUS	-	1	1	-	-	3	-	-	2	22
Martina Hellmann	GER	2	-	-	1	-	-	-	-	2	21
Brigitte Foster-Hylton	JAM	1	1	1	-	-	-	-	-	3	21
Janet Jepkosgei	KEN	1	1	1	-	-	-	-	-	3	21
Sonia O'Sullivan	IRL	1	1	-	1	-	-	-	1	2	21
Derartu Tulu	ETH	1	1	-	1	-	-	-	1	2	21
Olga Kuzenkova	RUS	-	3	-	-	-	-	-	-	3	21
Delloreen Ennis-London	JAM	-	1	2	-	-	-	1	-	3	21
Svetla Dimitrova	BUL	-	1	-	2	1	-	-	-	1	21
Stacy Dragila	USA	2	-	-	1=	-	-	-	-	2	20.5

RELAYS ONLY

Jearl Miles Clark	USA	3	3	-	1	-	-	-	-	6	50
Allyson Felix	USA	5	-	-	-	-	-	-	-	5	40
Grit Breuer	GER	1	1	3	1	-	-	-	-	5	38
Beverly McDonald	JAM	1	2	2	-	-	-	-	-	5	34
Sanya Richards-Ross	USA	4	-	-	-	-	-	-	-	4	32
Lorraine Graham/Fenton	JAM	1	1	2	-	1	-	-	-	4	31
Kerron Stewart	JAM	2	2	-	-	-	-	-	-	4	30
Patricia Girard	FRA	1	1	1	1	1	-	-	-	3	30
Lee McConnell	GBR	-	-	2	2	1	1	-	-	2	29
Juliet Cuthbert	JAM	1	2	1	-	-	-	-	-	4	28
Sandie Richards	JAM	1	-	2	1	-	1	-	-	3	28
Novlene Williams-Mills	JAM	-	4	-	-	-	-	-	-	4	28
Shericka Williams	JAM	-	4	-	-	-	-	-	-	4	28
Christine Ohuruogu	GBR	-	-	3	2	-	-	-	-	3	28
Muriel Hurtis	FRA	1	2	-	1	-	-	-	-	3	27
Merlene Ottey	JAM	1	1	2	-	-	-	-	-	4	27
Melanie Paschke	GER	1	-	1	1	2	-	-	-	2	27
Christine Arron	FRA	1	1	1	1	-	-	-	-	3	26
Uta Rohländer	GER	1	-	2	1	-	-	-	-	3	25
Anastasiya Kapachinskaya	RUS	-	1	3	-	-	-	-	-	4	25
Chryste Gaines	USA	2	1	-	-	-	-	-	-	3	23
Gwen Torrence	USA	2	1	-	-	-	-	-	-	3	23
Shelly-Ann Fraser-Pryce	JAM	2	1	-	-	-	-	-	-	3	23
Debbie Ferguson McKenzie	BAH	1	1	-	1	-	1	-	-	2	23
Maicel Malone-Wallace	USA	1	2	-	-	-	-	-	-	3	22
Irina Sergejeva/Privalova	RUS/URS	1	2	-	-	-	-	-	-	3	22
Marion Wagner	GER	1	-	1	-	2	-	-	-	2	22
Nicola Sanders	GBR	-	-	2	2	-	-	-	-	2	22
Aleen Bailey	JAM	1	1	1	-	-	-	-	-	3	21
Sylviane Félix	FRA	1	1	1	-	-	-	-	-	3	21
Yuliya Pechonkina/Nosova	RUS	1	1	1	-	-	-	-	-	3	21
Yuliya Gushchina	RUS	1	-	-	1	2	-	-	-	1	21
Veronica Campbell-Brown	JAM	-	3	-	-	-	-	-	-	3	21



EVENT	MARK	NAME	COUNTRY	DATE	RECORD
-------	------	------	---------	------	--------

WORLD, CONTINENTAL & COMMONWEALTH RECORDS SET AT IAAF WORLD CHAMPIONSHIPS

Key: AFR = African; ASI = Asian; C = Commonwealth; CAC = Central American & Caribbean; EUR = European; NAM = North American; OCE = Oceanian; SAM = South American; W = World; WJ = World Junior

Malmö 1976 (no world records)

Sittard 1980 (no world records)

Women

400 Metres Hurdles	56.16	Esther Mahr	USA	15 Aug	NAM
--------------------	-------	-------------	-----	--------	-----

Helsinki 1983 (2 world records)

Men

Pole Vault	5.50	Tom Hintnaus	BRA	14 Aug	SAM
20Km Walk	1:22:04	Guillaume LeBlanc	CAN	7 Aug	NAM
4 x 100 Metres Relay	37.86	United States		10 Aug	W
4 x 400 Metres Relay	3:04.46	Brazil		13 Aug	SAM

Women

400 Metres	47.99	Jarmila Kratochvílová	TCH	10 Aug	W
	50.06	Marita Payne	CAN	10 Aug	NAM, C
3000 Metres	8:37.06	Wendy Sly	GBR/ENG	10 Aug	C
100 Metres Hurdles	12.91	Shirley Strong	GBR/ENG	13 Aug	C
Long Jump	6.90	Beverly Kinch	GBR/ENG	14 Aug	C
4 x 100 Metres Relay	42.73	Jamaica		10 Aug	CAC

Rome 1987 (1 world record)

Men

100 Metres	9.93	Carl Lewis	USA	30 Aug	NAM
400 Metres	44.33	Thomas Schönlebe	GDR	3 Sep	EUR
400 Metres Hurdles	47.48	Harald Schmid	FRG	1 Sep	EUR
Triple Jump	17.92	Khristo Markov	BUL	31 Aug	EUR
4 x 100 Metres Relay	38.02	USSR		6 Sep	EUR
	39.05	PR of China		5 Sep	ASI
4 x 400 Metres Relay	2:58.86	Great Britain & NI	ENG	6 Sep	EUR, C
	2:59.16	Cuba		6 Sep	CAC

The following world record mark was later annulled by the IAAF Council, but Lewis's time of 9.93 was never ratified as a world record in its place

100 Metres	9.83	Ben Johnson	CAN	30 Aug	W, NAM
------------	------	-------------	-----	--------	--------

Women

800 Metres	1:55.84	Ana Quirot	CUB	31 Aug	CAC
3000 Metres	8:50.68	Wang Xiuting	CHN	29 Aug	ASI
10,000 Metres	31:19.82	Liz Lynch	GBR	4 Sep	C
400 Metres Hurdles	54.38	Sandra Farmer	JAM	3 Sep	CAC
High Jump	2.09	Stefka Kostadinova	BUL	30 Aug	W
Heptathlon	6211	Zhu Yuqing	CHN	1 Sep	ASI
4 x 400 Metres Relay	3:30.91	Brazil		5 Sep	SAM
	3:31.55	India		5 Sep	ASI

Tokyo 1991 (3 world records)

Men

100 Metres	10.02	Frank Fredericks	NAM	25 Aug	AFR
	9.86	Carl Lewis	USA	25 Aug	W
	9.92	Linford Christie	GBR/ENG	25 Aug	EUR, C
	9.96	Ray Stewart	JAM	25 Aug	CAC
	9.95	Frank Fredericks	NAM	25 Aug	AFR
200 Metres	20.30	Olapade Adeniken	NGR	26 Aug	AFR
400 Metres Hurdles	47.74	Winthrop Graham	JAM	27 Aug	CAC
High Jump	2.36	Dalton Grant	GBR/ENG	1 Sep	C
Long Jump	8.95	Mike Powell	USA	30 Aug	W
Decathlon	8812	Dan O'Brien	USA	30 Aug	NAM
20Km Walk	1:21:15	Li Mingcai	CHN	24 Aug	ASI
4 x 100 Metres Relay	38.44	Nigeria		31 Aug	AFR
	37.50	United States		1 Sep	W
4 x 400 Metres Relay	3:01.26	Japan		31 Aug	ASI
	2:57.53	Great Britain & NI	ENG	1 Sep	EUR, C

EVENT	MARK	NAME	COUNTRY	DATE	RECORD
Women					
400 Metres	49.42	Grit Breuer	GER	27 Aug	WJ
800 Metres	1:57.63	Maria Mutola	MOZ	26 Aug	WJ, AFR
	1:58.25	Letitia Vriesde	SUR	26 Aug	SAM
1500 Metres	4:05.67	Letitia Vriesde	SUR	31 Aug	SAM
3000 Metres	8:39.41	Susan Sirma	KEN	26 Aug	AFR
10,000 Metres	32:36.44	Carmen de Oliveira	BRA	27 Aug	SAM
400 Metres Hurdles	53.16	Sally Gunnell	GBR/ENG	29 Aug	C
Long Jump	6.68	Christy Opara-Thompson	NGR	24 Aug	AFR
Discus Throw	66.06	Daniela Costian	AUS	31 Aug	OCE
Heptathlon	6392	Yasmina Azzizi	ALG	27 Aug	AFR
4 x 100 Metres Relay	42.63	Jamaica		31 Aug	CAC
	42.72	Nigeria		31 Aug	AFR
	41.94	Jamaica		1 Sep	CAC, C
4 x 400 Metres Relay	3:26.29	Nigeria		31 Aug	AFR
	3:24.45	Nigeria		1 Sep	AFR
Stuttgart 1993 (5 world records)					
Men					
100 Metres	9.87	Linford Christie	GBR/ENG	15 Aug	EUR, C
200 Metres	19.85	Frank Fredericks	NAM	20 Aug	AFR, C
110m Hurdles	12.91	Colin Jackson	GBR	20 Aug	W
	13.19	Emilio Valle	CUB	19 Aug	CAC
	13.48	Kyle Vander-Kuyp	AUS	19 Aug	OCE
5000 Metres	13:02.75	Ismael Kirui	KEN	16 Aug	WJ
Pole Vault	5.90	Grigoriy Yegorov	KAZ	19 Aug	ASI
Hammer Throw	81.64	Andrey Abduvaliyev	TJK	15 Aug	ASI
4 x 100 Metres Relay	37.40	United States		21 Aug	=W
	37.77	Great Britain & NI		22 Aug	EUR
	37.83	Canada		22 Aug	C
	38.46	Australia		21 Aug	OCE
4 x 400 Metres Relay	2:54.29	United States		22 Aug	W
Women					
100 Metres	10.97	Mary Onyali	NGR	16 Aug	AFR
800 Metres	1:55.43	Maria Mutola	MOZ	17 Aug	AFR
3000 Metres	8:29.25	Zhang Linli	CHN	16 Aug	ASI
10,000 Metres	31:47.76	Carmen de Oliveira	BRA	21 Aug	SAM
	30:49.30	Wang Junxia	CHN	21 Aug	ASI
100 Metres Hurdles	12.46	Gail Devers	USA	20 Aug	NAM
	12.73	Aliuska López	CUB	20 Aug	CAC
400 Metres Hurdles	52.74	Sally Gunnell	GBR	19 Aug	W
	52.79	Sandra Farmer-Patrick	USA	19 Aug	NAM
	54.12	Deon Hemmings	JAM	17 Aug	CAC
Triple Jump	15.09	Anna Biryukova	RUS	21 Aug	W
4 x 100 Metres Relay	41.49	United States		22 Aug	NAM
	41.94	Jamaica		22 Aug	=CAC
<i>The following world junior best could not be ratified as a record by the IAAF because no doping control was performed</i>					
	31:15.38	Sally Barsosio	KEN	21 Aug	
Gothenburg 1995 (4 world records)					
Men					
3000 Metres Steeplechase	8:12.95	Saad Al-Asmari	KSA	11 Aug	ASI
110m Hurdles	13.29	Kyle Vander-Kuyp	AUS	11 Aug	OCE
400 Metres Hurdles	48.37	Kazuhiro Yamazaki	JPN	7 Aug	ASI
Triple Jump	18.16	Jonathan Edwards	GBR	7 Aug	W
	18.29	Edwards		7 Aug	W
4 x 100 Metres Relay	38.85	Brazil		12 Aug	SAM
	38.28	Australia		12 Aug	OCE
	38.17	Australia		12 Aug	OCE
	38.48	Brazil		12 Aug	SAM
	38.67	Japan		12 Aug	ASI
4 x 400 Metres Relay	2:58.29	Jamaica		12 Aug	CAC
Women					
800 Metres	1:56.68	Letitia Vriesde	SUR	13 Aug	SAM
5000 Metres	15:02.45	Rose Cheruiyot	KEN	12 Aug	WJR
400 Metres Hurdles	52.61	Kim Batten	USA	11 Aug	W
	53.48	Deon Hemmings	JAM	11 Aug	CAC

EVENT	MARK	NAME	COUNTRY	DATE	RECORD
Triple Jump	15.50	Inessa Kravets	UKR	10 Aug	W
10Km Walk	44:17	Michelle Rohl	USA	7 Aug	NAM
	45:04	Miriam Ramón	ECU	7 Aug	SAM
4 x 100 Metres Relay	43.42	Colombia		12 Aug	SAM
Athens 1997 (no world records)					
Men					
100 Metres	9.87	Ato Boldon	TRI	2 Aug	CAC
Triple Jump	17.85	Yoelbi Quesada	CUB	8 Aug	CAC
Javelin Throw	88.40	Marius Corbett	RSA	5 Aug	AFR
	83.56	Emeterio González	CUB	5 Aug	CAC
Decathlon	8445	Ramil Ganiyev	UZB	6 Aug	ASI
4 x 100 Metres Relay	38.31	Brazil		9 Aug	SAM
	38.44	Japan		9 Aug	ASI
	37.94	Nigeria		9 Aug	AFR
	38.17	Brazil		9 Aug	SAM
	38.31	Japan		9 Aug	ASI
4 x 400 Metres Relay	2:56.75	Jamaica		10 Aug	CAC
Women					
200 Metres	22.44	Susanthika Jayasinghe	SRI	6 Aug	ASI
	22.44	Li Xuemei	CHN	6 Aug	ASI
	22.33	Susanthika Jayasinghe	SRI	7 Aug	ASI
10,000 Metres	31:32.92	Sally Barosio	KEN	5 Aug	WJ
100 Metres Hurdles	12.53	Michelle Freeman	JAM	9 Aug	CAC
	12.52	Michelle Freeman	JAM	10 Aug	CAC
400 Metres Hurdles	53.48	Nezha Bidouane	MAR	6 Aug	AFR
	52.97	Nezha Bidouane	MAR	8 Aug	AFR
High Jump	1.92	Solange Witteveen	ARG	8 Aug	SAM
10,000 Metres Walk	44:51.81	Graciela Mendoza	MEX	4 Aug	CAC
4 x 100 Metres Relay	41.47	United States		10 Aug	NAM
	42.92	PR of China		10 Aug	ASI
	3:21.30	Jamaica		10 Aug	C, CAC
Seville 1999 (2 world records)					
Men					
100 Metres	9.84	Bruny Surin	CAN	22 Aug	C
400 Metres	43.18	Michael Johnson	USA	26 Aug	W
	44.37	Sanderlei Parrela	BRA	24 Aug	SAM
	44.29	Sanderlei Parrela	BRA	26 Aug	SAM
1500 Metres	3:28.73	Noah Ngeny	KEN	24 Aug	C
110 Metres Hurdles	13.07	Anier Garcia	CUB	25 Aug	CAC
Long Jump	8.35	Jai Taurima	AUS	28 Aug	OCE
Javelin Throw	84.32	Emeterio González	CUB	29 Aug	CAC
4 x 100 Metres Relay	37.73	Great Britain & NI		29 Aug	EUR
	38.05	Brazil		29 Aug	SAM
Women					
10,000 Metres	30:24.56	Gete Wami	ETH	26 Aug	AFR
	30:27.13	Paula Radcliffe	GBR/ENG	26 Aug	C
100 Metres Hurdles	12.37	Gail Devers	USA	28 Aug	NAM
	12.44	Glory Alozie	NGR	28 Aug	C, AFR
400 Metres Hurdles	52.89	Nezha Bidouane	MAR	25 Aug	AFR
Pole Vault	4.55	Anzhela Balakhonova	UKR	21 Aug	EUR
	4.55	Stacy Dragila	USA	21 Aug	NAM
	4.60	Stacy Dragila	USA	21 Aug	W
Javelin Throw	61.39	Wei Jianhua	CHN	26 Aug	ASI
	62.27	Wei Jianhua	CHN	28 Aug	ASI
	62.67	Wei Jianhua	CHN	28 Aug	ASI
4 x 100 Metres Relay	41.92	Bahamas		29 Aug	C, CAC
Edmonton 2001 (no world records)					
Men					
Pole Vault	6.05	Dmitri Markov	AUS	9 Aug	C, OCE
Women					
Pole Vault	4.45	Gao Shuying	CHN	6 Aug	ASI
	4.50	Gao Shuying	CHN	6 Aug	ASI
	4.70	Svetlana Feofanova	RUS	6 Aug	EUR

EVENT	MARK	NAME	COUNTRY	DATE	RECORD
	4.75	Svetlana Feofanova	RUS	6 Aug	EUR
Hammer Throw	68.87	Bronwyn Eagles	AUS	7 Aug	C, OCE
	70.65	Yipsi Moreno	CUB	7 Aug	CAC
4 x 400 Metres Relay	3:20.65	Jamaica		12 Aug	C, CAC
Paris 2003 (2 world records)					
Men					
100 Metres	10.01	Darrel Brown	TRI	24 Aug	WJ
10,000 Metres	27:18.28	Abdullah Ahmad Hassan	QAT	24 Aug	ASI
20Km Walk	1:17:21	Jefferson Pérez	ECU	23 Aug	W
50Km Walk	3:36:03	Robert Korzeniowski	POL	27 Aug	W
Women					
400 Metres	48.89	Ana Guevava	MEX	27 Aug	CAC
10,000 Metres	30:04.18	Berhane Adere	ETH	23 Aug	AFR
	30:31.55	Xing Huina	CHN	23 Aug	WJ
	30:37.68	Benita Johnson	AUS	23 Aug	OCE
High Jump	2.06	Hestrie Cloete	RSA	31 Aug	C, AFR
Triple Jump	15.05	Françoise Mbango	CMR	26 Aug	AFR
20Km Walk	1:33:42	Geovana Irusta	BOL	24 Aug	SAM
Helsinki 2005 (3 world records)					
Men					
Decathlon	8023	Hamdi Dhouibi	TUN	10 Aug	AFR
10Km Walk	39:32	Eder Sánchez	MEX	6 Aug	WJ Best
Women					
3000m Steeplechase	9:33.30	Korene Hinds	JAM	8 Aug	CAC
	9:41.21	Minori Hayakari	JPN	6 Aug	ASI
Pole Vault	5.01	Yelena Isinbaeva	RUS	12 Aug	W
Shot Put	19.87	Valerie Vili	NZL	12 Aug	C, OCE
Javelin Throw	71.70	Osleidys Menéndez	CUB	14 Aug	W
	70.03	Christina Obergföll	GER	14 Aug	EUR
20Km Walk	1:25:41	Olimpiada Ivanova	RUS	7 Aug	W
4 x 400 Metres Relay	3:26.82	Brazil		13 Aug	SAM
Osaka 2007 (no world records)					
Men					
Long Jump	8.57	Irving Saladino	PAN	30 Aug	CAC
Decathlon	8644	Maurice Smith	JAM	1 Sep	CAC
4 x 100 Metres Relay	38.02	Jamaica		31 Aug	ASI
	38.21	Japan		31 Aug	ASI
	37.89	Jamaica		1 Sep	CAC
	38.03	Japan		1 Sep	ASI
Women					
3000 Metres SC	9:25.25	Ruth Bisibori	KEN	27 Aug	WJ
Shot Put	20.54	Valerie Vili	NZL	26 Aug	C, OCE
Heptathlon	7032	Carolina Klüft	SWE	25 Aug	EUR
4 x 400 Metres Relay	3:19.73	Jamaica	JAM	2 Sep	C, CAC
Berlin 2009 (3 world records)					
Men					
100 Metres	9.58	Usain Bolt	JAM	16 Aug	W
	9.71	Tyson Gay	USA	16 Aug	NAM
200 Metres	19.19	Usain Bolt	JAM	20 Aug	W
	19.81	Alonso Edward	PAN	20 Aug	SAM
3000m Steeplechase	8:01.18	Bouabdellah Tahri	FRA	18 Aug	EUR
Decathlon	8171	Larbi Bouraada	ALG	20 Aug	AFR
Women					
100 Metres	10.73	Shelly-Ann Fraser	JAM	17 Aug	C, CAC
3000m Steeplechase	9:12.50	Jenny Barringer	USA	17 Aug	NAM
400m Hurdles	52.42	Melaine Walker	JAM	20 Aug	C, CAC
Hammer Throw	77.96	Anita Włodarczyk	POL	22 Aug	W

EVENT	MARK	NAME	COUNTRY	DATE	RECORD
Daegu 2011 (1 world record)					
Men					
4 x 100 Metres Relay	37.04	Jamaica		4 Sep	W
Pole Vault	5.85	Lázaro Borges	CUB	29 Aug	CAC
	5.90	Lázaro Borges	CUB	29 Aug	CAC
50Km Walk	3:49:32	Andrés Chocho	ECU	3 Sep	SAM
Women					
100 Metres Hurdles	12.36	Sally Pearson	AUS	3 Sep	C, OCE
100 Metres Hurdles	12.28	Sally Pearson	AUS	3 Sep	C, OCE
400 Metres Hurdles	52.47	Lashinda Demus	USA	1 Sep	NAM
Pole Vault	4.70	Yarisley Silva	CUB	30 Aug	CAC
	4.85	Fabiana Murer	BRA	30 Aug	SAM
Shot Put	21.24	Valerie Adams	NZL	29 Aug	C, OCE
Javelin Throw	68.38	Sunette Viljoen	RSA	2 Sep	AFR
4 x 100 Metres Relay	42.92	Brazil		4 Sep	SAM
	41.70	Jamaica		4 Sep	C, CAC
4 x 400 Metres Relay	3:18:71	Jamaica		3 Sep	C, CAC
Moscow 2013 (no world records)					
Men					
Decathlon	8343	Willem Coertzen	RSA	11 Aug	AFR
Women					
4 x 100 Metres Relay	42.29	Brazil		18 Aug	SAM
	41.29	Jamaica		18 Aug	C, CAC



DOPING VIOLATIONS AT IAAF WORLD CHAMPIONSHIPS

This list shows all athletes who have had their World Championship performances annulled due to doping violations, committed by them at or before the championships, admissions included. The editor's interpretation of the rules in force is that up to the end of 2005, only marks made on or after the date of the positive sample are disqualified. From 2006, all performances by guilty athletes at a championships (before or after the day of the positive test) are declared invalid. The performances which are allowed to stand under what were IAAF rules 59.4 then 39.1 are shown in italics below. Those names shown in bold have been confirmed as doping offenders since Moscow 2013. Cases finalised up to June 30, 2015 are shown.

YEAR	NAME	COUNTRY	EVENT	PLACE	MARK	PRELIMINARIES
Malmö 1976						
None						
Helsinki 1983						
None, though it should be remembered that Ben Johnson admitted to doping violations at the time of these championships						
Sittard 1980 (1 violator)						
Women	Rosa Colorado	ESP	400mH	1rB	57.51	<i>3h3/58.79, 5s2/57.47</i>
Rome 1987 (3)						
Men	Ben Johnson	CAN	100m	gold	9.83	1h5/10.24, 2q4/10.14, 1s1/10.15
	Johnson		4x100mR	4	38.47	1h3/38.76, 2s1/38.50
Women	Sandra Gasser	SUI	1500m	bronze	3:59.06	<i>2h2/4:05.48</i>
	Angella Issajenko	CAN	100m	5	11.09	2h6/11.42, 1q2/10.99, 3s1/10.99w
	Issajenko		4x100mR	6	43.26	2h1/43.30
Tokyo 1991 (3)						
Men	Georg Andersen	NOR	SP	silver	20.81	1qB/20.41
Women	Delisa Floyd	USA	800m	8s2	2:01.32	<i>1h4/2:00.05</i>
	Irina Slyusar	URS	100m	6s1	11.42	2h1/11.32, 3q1/11.30
Stuttgart 1993 (4)						
Men	Dmitriy Polyunin	UZB	JT	bronze	83.38	<i>3qA/81.04</i>
	Mike Stulce	USA	SP	bronze	20.94	<i>2qB/20.53</i>
	Romas Ubartas	LTU	DT	4	65.24	<i>1qA/65.92</i>
Women	Liliya Nurutdinova	RUS	800m	7	3:19.18	<i>2h3/2:00.85, 4s1/1:59.17</i>
Gothenburg 1995 (None)						
Athens 1997 (7)						
Men	Aleksandr Bagach	UKR	SP	gold	21.47	2qA/20.56
	Pascal Maran	FRA	400mH	5h6	50.82	
	Antonio Pettigrew	USA	400m	7	44.57	1h7/45.67, 1q1/44.88, 4s1/44.87
	Pettigrew		4x400mR	gold	2:56.47	1h3/2:59.78
	Daniel Plaza	ESP	20KmW	10	1:23:53	
Women	Olimpiada Ivanova	RUS	10,000mW	silver	43:07.63	<i>1h2/44:31.98</i>
	Lyubov Tsyoma	RUS	800m	dnf/s2	-	<i>3h3/2:01.87</i>
	Oksana Zelinskaya	KAZ	TJ	15qA	13.39	
Seville 1999 (7)						
Men	Mohamed Ibrahim Aden	SOM	1500m	6s1	3:38.57	<i>7h3/3:38.10</i>
	Innocent Asonze	NGR	100m	4q3	10.18	3h5/10.47
	Asonze		4x100mR	bronze	37.91	
	Davidson Ezinwa	NGR	100m	7s2	10.40	<i>1h7/10.22, 3q1/10.23</i>
	Antonio Pettigrew	USA	400m	5	44.54	2h3/45.56, 2q1/45.22, 2s2/44.98
	Pettigrew		4x400mR	gold	2:56.45	

YEAR	NAME	COUNTRY	EVENT	PLACE	MARK	PRELIMINARIES
(1999)	German Skurygin	RUS	50KmW	gold	3:44:23	
	Jerome Young	USA	400m	4	44.36	1h5/45.22, 1q3/44.94, 1s2/44.55
Women	Hannah Cooper	LBR	4x400mR	6h2	3:55.30	
Edmonton 2001 (17)						
Men	Roberto Barbi	ITA	Marathon	60	2:35:55	
	Christophe Cheval	FRA	200m	7q4	20.75	1h2/20.62
	Cheval		4x100mR	6s1	38.89	
	Ramon Clay	USA	200m	8q3	23.58	2h5/20.43
	Andrei Mikhnevich	BLR	SP	10	20.42	7qB/20.31
	Tim Montgomery	USA	100m	silver	9.85	1h10/10.38, 1q1/9.92w, 2s2/10.07
	Montgomery		4x100mR	gold	37.96	1s2/38.60
	Antonio Pettigrew	USA	400m	4	44.99	1h4/45.74, 2s1/45.00
	Pettigrew		4x400mR	gold	2:57.54	
	Ali Saïdi-Sief	ALG	5000m	silver	13:02.16	1h1/13:28.58
	Javier Sotomayor	CUB	HJ	4	2.33	1qB/2.27
	Jerome Young	USA	400	4s3	45.43	4h3/45.57
	Young		4x400mR	1h1	3:00.07	
Women	Venolyn Clarke	CAN	100m	8q2	11.68	4h8/11.48
	Marion Jones	USA	100m	silver	10.85	1h6/10.93, 1q1/10.97, 2s1/10.95
	Jones		200m	gold	22.39	1h3/22.70, 1s1/22.40
	Jones		4x100mR	gold	41.71	
	Svetlana Laukhova	RUS	100mH	5h2	13.00	7s2/13.03
	Yekaterina Leshchova	RUS	200m	6h3	24.06	
	Natalya Sadova	RUS	DT	gold	68.57	1qA/64.43
	Natalya Sologub	BLR	400m	5s1	51.43	4h1/51.78
	Ana Mirela Termure	ROU	JT	10qA	52.65	
	Kelli White	USA	100m	7	11.15	1h1/11.36, 2q4/11.11, 3s2/11.19
	White		200m	bronze	22.56	1h2/22.65, 2s3/22.54
	White		4x100mR	gold	41.71	
Paris 2003 (11)						
Men	Dwain Chambers	GBR	100m	4	10.08	2h7/10.33, 2q4/10.03, 1s2/10.06
	Chambers		4x100mR	silver	38.08	1h4/38.24, 1s2/38.26
	Fouad Chouki	FRA	1500m	8	3:34.05	6h3/3:41.67, 4s2/3:40.64
	Calvin Harrison	USA	400m	6	44.96	1h2/45.43, 2s1/44.71
	Harrison		4x400mR	gold	2:58.88	1h1/3:00.98
	Tim Montgomery	USA	100m	5	10.11	1h5/10.07, 1q1/10.04, 2s1/10.14
	Chris Phillips	USA	110mH	5	13.36	1h5/13.26, 3s3/13.48
	Kevin Toth	USA	SP	4	20.89	4qB/20.39
	Jerome Young	USA	400	gold	44.50	1h6/45.28, 1s1/44.70
	Young		4x400mR	gold	2:58.88	
Women	Zhanna Block	UKR	100m	bronze	10.99	1h4/11.13, 1q2/11.08, 2s1/11.02
	Block		200m	4	22.92	1h1/23.13, 1q4/22.67, 1s1/22.61
	Regina Jacobs	USA	1500m	6s2	4:06.92	3h1/4:08.64
	Melissa Price	USA	HT	12	62.34	6qA/66.13
	Kelli White	USA	100m	gold	10.85	1h3/11.26, 1q3/10.96, 1s1/10.96
	White		200m	gold	22.05	1h3/22.97, 1q2/22.67, 1s1/22.50
Helsinki 2005 (11)						
Men	Yuriy Belonog	UKR	SP	4	20.89	4qB/20.21
	Andrei Mikhnevich	BLR	SP	5	20.74	3qA/20.54
	Vladislav Piskunov	UKR	HT	12	74.78	4qA/76.04
	Ivan Tikhon	BLR	HT	gold	83.89	1qB/79.26
	Andrei Vorontsov	BLR	HT	15qB	69.71	
Women	Zhanna Block	UKR	100	5s2	11.18	3h2/11.39, 3q2/11.27
	Neelam Jaswant Singh	IND	DT	9qA	56.70	
	Svetlana Krivelyova	RUS	SP	4	19.16	2qB/19.28
	Tatyana Kotova	RUS	LJ	silver	6.79	2qA/6.63
	Olga Kuzenkova	RUS	HT	gold	75.10	1qB/71.97
	Nadezhda Ostapchuk	BLR	SP	gold	20.51	1qA/19.65

Further adverse findings revealed by re-testing, confirmed by the IAAF on March 8, 2013 and subject to ongoing disciplinary procedures as at June 30, 2015

Men Vadim Devyatovski BLR HT silver, then gold 82.60 1qA/81.20

YEAR	NAME	COUNTRY	EVENT	PLACE	MARK	PRELIMINARIES
Osaka 2007 (7)						
Men	Naman Keïta	FRA	400mH	4s3	49.16	1h1/49.45
	Andrei Mikhnevich	BLR	SP	bronze	21.27	4qB/20.23
Women	Svetlana Cherkasova	RUS	800m	6h6	2:00.93	
	Yuliya Fomenko	RUS	1500m	7	4:02.46	1h2/4:09.57, 3s1/4:15.28
	Gulfiya Khanafeyeva	RUS	HT	10	69.08	5qA/68.65
	Darya Pishchalnikova	RUS	DT	silver	65.78	3qB/61.88
	Yelena Soboleva	RUS	1500m	silver	3:58.99	1h3/4:10.45, 2s2/4:03.87
Berlin 2009 (21)						
Men	Hussain Jamaan Al-Hamdah	KSA	5000m	12h2	13:44.59	
	Jamel Chatbi	MAR	3000mSC	dns/final	-	2h3/8:20.26
Women	Leonardo dos Santos	BRA	TJ	20qB	15.95	
	Abderrahim Goumri	MAR	Marathon	dnf		
	Mikhail Lemayev	RUS	Marathon	45	2:21:47	
	Andrei Mikhnevich	BLR	SP	7	20.74	1qB/20.65
	Kevin Rans	BEL	Pole Vault	=12	5.50	=5qB/5.55
	Rakia Al-Gasara	BRN	100m	7q3	11.51	3h3/11.49
	Al-Gasara		200m	5h3	23.34	6s1/23.26
	Mariem Alaoui Selsouli	MAR	1500m	dns/final	-	4h1/4:08.86, 2s2/4:10.46
	Anna Alminova	RUS	1500m	10, then 9s2	4:12.55	1h3/4:08.13
	Yelena Antonova	UKR	DT	17qA	54.28	
	Toyin Augustus	NGR	100mH	6s2	13.11	3h1/12.99
	Augustus		4x100mR	6h2	46.54	
	Alemitu Bekele	TUR	1500m	11h2	4:13.69	
	Bekele		5000m	13	15:18.18	5h2/15:19.88
	Yelizaveta Grechishnikova	RUS	5000m	10h2	15:53.41	
Svetlana Klyuka	RUS	800m	5s2	2:00.48	4h6/2:03.40	
Irini Kokkinariou	GRE	3000mSC	8h1	9:35.61		
Zalina Marghieva	MDA	HT	14qB	66.70		
Amaka Ogoegbunam	NGR	400m	dnf/s1	-	3h4/52.85	
Ogoegbunam		400mH	dq/s2	-	4h4/55.80	
Hanane Ouhaddou	MAR	3000mSC	5h3	9:35.78		
Tatyana Petlyuk	UKR	800m	6, then 5s2	2:00.90	3h1/2:02.87	
Petlyuk		4x400mR	7h2	3:30.76		
Nailiya Yulamanova	RUS	Marathon	8	2:27:08		
Yulamanova		World Cup	3rd	7:24:42		
Disqualified by by Russian Anti-Doping Agency and subject to ongoing disciplinary procedures as at June 30, 2015:						
Men	<i>Valeriy Borchin</i>	<i>RUS</i>	<i>20Km Walk</i>	<i>gold</i>	<i>1:18:41</i>	
	<i>Sergey Kirdyapkin</i>	<i>RUS</i>	<i>50Km Walk</i>	<i>gold</i>	<i>3:38:35</i>	
Women	<i>Tatyana Chernova</i>	<i>RUS</i>	<i>Heptathlon</i>	<i>8th</i>	<i>6288</i>	
	<i>Olga Kaniskina</i>	<i>RUS</i>	<i>20Km Walk</i>	<i>gold</i>	<i>1:28:09</i>	
Daegu 2011 (33)						
Men	Hussain Jamaan Al-Hamdah	KSA	5000m	13	13:34.83	6h1/13:35.47
	Ahmed Baday	MAR	Marathon	27	2:17:59	
Women	Abderrahim Goumri	MAR	Marathon	dnf		
	Zoltán Kővágó	HUN	DT	7qB	62.16	
	Lim Hee-Nam	KOR	4x100mR	5h3	38.94	
	Hadi Md Nor Imran	MAS	100m	7q5	10.75	1h4/10.77
	Andrei Mikhnevich	BLR	SP	bronze	21.40	2qA/20.79
	Sergey Morozov	RUS	20KmW	12	1:22:37	
	Mohamed Othman Shahween	KSA	1500m	dnf/h1		
	Stanislav Yemelyanov	RUS	20KmW	5	1:21:11	
	Igor Yerokhin	RUS	50KmW	dq		
	Alemitu Bekele	TUR	5000m	9h2	15:38.25	
	Inna Eftimova	BUL	100m	4h5	11.36	
	Yelizaveta Grechishnikova	RUS	5000m	14	15:45.61	7h2/15:35.64
	Semoy Hackett	TRI	100m	4s3	11.35	4h2/11.27
	Hackett		4x100mR	4	42.58	1h2/42.50
	Norjannah Hafiszah Jamaludin	MAS	100m	6q7	11.74	1h5/12.06
Natallia Kareiva	BLR	1500m	6h1	4:12.03		
Irini Kokkinariou	GRE	3000mSC	11h3	10:15.18		
Yekaterina Kostetskaya	RUS	800m	5	1:57.82	2h3/1:59.61, 2s3/1:58.64	
Zalina Marghieva	MDA	HT	8	70.27	5qA/70.09	
Tatyana Mineyeva	RUS	20KmW	17	1:34:08		
Sara Moreira	POR	3000mSC	12	9:47.87	3h2/9:36.97	
Hanane Ouhaddou	MAR	3000mSC	8	9:32.36	4h1/9:25.96	

YEAR	NAME	COUNTRY	EVENT	PLACE	MARK	PRELIMINARIES
(2011)	Tatyana Petlyuk	UKR	800m	dnf/h3		
	Marielys Rojas	VEN	HJ	12qA	1.85	
	Yuliya Rusanova	RUS	800m	8	1:59.74	5h1/2:01.38, 1s1/1:58.73
	Pınar Saka	TUR	400m	6h1	53.59	
	Saka		4x400mR	5h3	3:32.15	
	Anzhelika Shevchenko	UKR	1500m	9h1	4:16.22	
	Olesya Syreva	RUS	1500m	9	4:08.68	7h2/4:11.24, 9s1/4:09.83
	Nataliya Tobias	UKR	1500m	3s2	4:07.99	6h2/4:10.99
	Binnaz Uslu	TUR	3000mSC	7	9:31.06	1h1/9:24.06
	Antonina Yefremova	UKR	400m	4s2	50.88	1h2/51.35
	Yefremova		4x400mR	5	3:23.86	2h1/3:24.13
	Lyudmyla Yosypenko	UKR	Heptathlon	10	6263	

Disqualified by by Russian Anti-Doping Agency and subject to ongoing disciplinary procedures as at June 30, 2015:

<i>Men</i>	<i>Valeriy Borchin</i>	<i>RUS</i>	<i>20Km Walk</i>	<i>gold</i>	<i>1:19:56</i>
	<i>Vladimir Kanaykin</i>	<i>RUS</i>	<i>20Km Walk</i>	<i>silver</i>	<i>1:20:27</i>
	<i>Sergey Bakulin</i>	<i>RUS</i>	<i>50Km Walk</i>	<i>gold</i>	<i>3:41:24</i>
<i>Women</i>	<i>Olga Kaniskina</i>	<i>RUS</i>	<i>20Km Walk</i>	<i>gold</i>	<i>1:29:42</i>

Moscow 2013 (9)

Men	Roman Avramenko	UKR	JT	5	82.05	4qB/80.37
	Massoud Azizi	AFG	100m	8h4	11.78	
	Ebrahim Rahimian	IRI	20KmW	52	1:35:46	
	Joshua Ross	AUS	200m	7h2	21.45	
	Ross		4x100mR	dnf/h3	-	
	Jeremias Saloj	GUA	Marathon	33	2:20:40	
	Sergio Sánchez	ESP	5000m	14h1	13:52.05	
Women	Yelizaveta Bryzgina	UKR	200m	5s1	22.87	2h4/22.84
	Bryzgina		4x100mR	3h2	43.12	
	Ayman Kozhakhmetova	KAZ	20KmW	27	1:33:00	
	Yelena Ryabova	TKM	200m	6h3	24.61	



RESULTS FROM PAST MAJOR CHAMPIONSHIPS

IAAF WORLD CHAMPIONSHIPS

50 Kilometres Walk, Malmö, SWE	18 Sep 76
Women's 3000m & 400mH, Sittard, NED	14-16 Aug 80
1, Helsinki, FIN	7-14 Aug 83
2, Rome (Roma), ITA	28 Aug-6 Sep 87
3, Tokyo, JPN	23 Aug-1 Sep 91
4, Stuttgart, GER	13-22 Aug 93
5, Gothenburg (Göteborg), SWE	4-13 Aug 95
6, Athens (Athina), GRE	1-10 Aug 97
7, Seville (Sevilla), ESP	20-29 Aug 99
8, Edmonton, CAN	3-12 Aug 01
9, Paris (St. Denis), FRA	23-31 Aug 03
10, Helsinki, FIN	7-14 Aug 05
11, Osaka, JPN	25 Aug-2 Sep 07
12, Berlin, GER	15-23 Aug 09
13, Daegu, KOR	27 Aug-4 Sep 11
14, Moscow (Moskva), RUS	10-18 Aug 13
15, Beijing, CHN	22-30 Aug 15
16, London, GBR	5-13 Aug 17
17, Doha (ad-Dawha), QAT	28 Sep-6 Oct 19
18, Eugene, USA	2021

For each event, the following data are given:

Full results and brief report from each IAAF World Championship event:
Field event series are included for the top eight finalists, as are lane draws for 200m & 400m races

Multiple Medalists:

Athletes having won two or more medals in the event

Most Finals:

Athletes having contested most finals (or placed among the top eight in direct finals)

Most Appearances:

Athletes making most appearances (and six or more) in the event at the championships

National placings:

A table of placings by country in the first eight of each final. Point scores are computed by giving eight points for first place, seven for second etc, down to one for eighth

Disqualifications:

Rule numbers (r) were first revealed the 1993 World Championships. These have in some cases been renumbered to correspond with rules in the latest book of IAAF Competition Rules (2014/2015):

- 40.1 Doping violation during or in connection with the championships
- 40.8 Prior doping violation leading to suspension during the period of the championships
- 41.1 Doping violation by one or more relay team members
- 142.4c Failure to participate honestly with bona fide effort
- 162.2 False start
- 163.2 Jostling or obstruction on the track
- 163.3 Running out of lane (specifically 163.3a when run in lanes or 163.3b when inside kerb or border)
- 163.5 Running out of lane (before 800m breakline)
- 168.7 Illegal hurdle clearance (168.7a where specified) or deliberately knocking down hurdle (168.7b)
- 170.6 Finishing the race without the baton
- 170.7 Baton not passed within take-over zone
- 170.11 Unverified team composition or running order
- 170.19 Outgoing runner in 4x400m relay begins running outside take-over zone
- 170.20 Illegal change of waiting place by athletes on third or fourth legs (of 4x400m relay)
- 230.6a Failure to comply with definition of race walking according to three different judges
- 240.8e Illegal action by person authorised to hand refreshment to athlete
- 240.8f More than two team officials stationed behind drinks table and/or running beside an athlete while taking on refreshment or water

The editor's interpretation of the IAAF doping rules in force is that up to the end of 2005, only marks made on or after the date of the positive sample are disqualified. From 2006, all performances by guilty athletes at a championship (before or after the day of the positive test) are declared invalid.

Therefore performances made on days before a positive sample was given in the years up to 2005 have been reinstated in this compilation

MEN

100 Metres

Helsinki 1983

Final (Aug 8) (-0.3)

			Reactions	
1,	Carl Lewis	USA	10.07	0.134
2,	Calvin Smith	USA	10.21	0.130
3,	Emmit King	USA	10.24	0.131
4,	Allan Wells	GBR	10.27	0.125
5,	Juan Núñez	DOM	10.29	
6,	Christian Haas	FRG	10.32	
7,	Paul Narracott	AUS	10.33	
8,	Desai Williams	CAN	10.36	

Smith had just lowered the 25 year-old world record of Jim Hines from 9.95 to 9.93 in the rarified air of Colorado Springs, but the number one American was his compatriot Lewis. The 22 year-old had recently clocked the fastest-ever sea level sprint marks of 9.97 and 19.75 and won US titles in both sprints and the long jump. His class showed from the first round in Helsinki when he won his heat from lane 1 in 10.34, yet took time to turn and look at the other runners five times during the race.

The final heat of the second round featured a false start which was triggered by Ben Johnson's watch alarm. There was another quirky moment at the start of the final when a bee disturbed Lewis, causing him to stand up and walk from the blocks.

At the third time of asking, it was the number three American, King, who got the best start. He was in lane 2 with Lewis next to him in lane 3 and Smith in lane 8. King was still leading at 60m (6.52) with Lewis (6.55) closing, and Olympic Champion Wells (6.61) holding third place. Then Lewis completed his last 20m in 1.79 to King's 1.95, meaning he suddenly moved away for a clearcut victory. Smith was the next fastest finisher (1.82) as the United States swept the medals.

First round (First 3 & 5 fastest to second round) (Aug 7)

Heat 1: (-1.0) 1, Watson 10.64; 2, Atanasov 10.66; 3, Benjamin 10.76; 4, Mohamed Yudi Purnomo INA 10.76; 5, Thurston Ross TTO 11.08; 6, Peni Bati FIJ 11.11; Sukru Caprazli TUR DNS

Heat 2: (1.8) 1, Núñez 10.38; 2, Egbunike 10.44; 3, Johnson 10.45; 4, Samuels 10.57; 5, Omar Fye GAM 10.76; 6, Hwang Chian-Shin TPE 10.82; 7, John Albertie LCA 10.90; 8, Joske Teabuge NRU 12.20

Heat 3: (1.2) 1, Lewis 10.34; 2, Sharp 10.44; 3, Lara 10.47; 4, Earl Leala GUY 10.77; 5, Earle Laing JAM 10.91; 6, Pit Rapuan MAS 11.03; 7, Vicente Hibrain MOZ 11.20

Heat 4: (-0.2) 1, Williams 10.31; 2, Narracott 10.38; 3, Emmelmann 10.40; 4, Jouko Hassi FIN 10.58; 5, Gregory Simons BER 10.78; 6, Moussa Savadogo MLI 10.88; 7, Alan Zammit MLT 11.25; 8, José Flores HON 11.31

Heat 5: (0.7) 1, Smith 10.30; 2, Kiss 10.45; 3, Woronin 10.50; 4, da Silva 10.51; 5, Joseph Leota SAM 10.92; 6, Georges Taniel VAN 11.02; 7, Nguyen Trunghoa VIE 11.16

Heat 6: (-0.5) 1, Pavoni 10.33; 2, King 10.41; 3, Schröder 10.41; 4, Keating 10.57; 5, Kosmas Stratos GRE 10.65; 6, Christopher Madzokere ZIM 10.84; 7, Ruben Inacio ANG 10.92

Heat 7: (1.8) 1, Wells 10.37; 2, Haas 10.39; 3, Imoh 10.55; 4, Nikolay SidorovURS 10.59; 5, Wilfredo Almonte DOM 10.72; 6, Giorgio Mautino PER 10.85; 7, Banana Jarjue GAM 11.04; 8, Trevor Davis AIA 11.53

Heat 8: (2.3) 1, Stewart 10.22w; 2, Brathwaite 10.33; 3, Obeng 10.35; 4, Tatar 10.45; 5, Harouna Pale BUR 10.58; 6, Neville Hodge ISV 10.59; 7, Adnan Abu Laoui JOR 11.17

Heat 9: (1.3) 1, Peñalver 10.24; 2, Sharpe 10.31; 3, Bryzgin 10.33; 4, Richard 10.34; 5, Suchart Chairsuwapar THA 10.63; 6, Jean-Yves Mallat LIB 11.04; 7, Mohamad Ismail Bakik AFG 12.33; Lee Kuo- Sheng TPE DNS

Second round (First 4 to semi-finals) (Aug 7)

Heat 1: (1.1) 1, Smith 10.27; 2, Sharpe 10.36; 3, Narracott 10.37; 4, Schröder 10.45; 5, Ernest Obeng GHA 10.51; 6, Innocent Egbunike NGR 10.52; 7, Luke Watson GBR 10.57; 8, Everard Samuels JAM 10.65

Heat 2: (0.8) 1, Lewis 10.20; 2, Stewart 10.37; 3, Sharp 10.41; 4, Emmelmann 10.46; 5, Christopher Brathwaite TTO 10.57; 6, Robson da Silva BRA 10.66; 7, Marian Woronin POL 10.72; 8, Lester Benjamin ANT 10.86

Heat 3: (1-1) 1, Williams 10.31; 2, Wells 10.33; 3, Núñez 10.39; 4, Lara 10.44; 5, Chidi Imoh NGR 10.45; 6, Viktor Bryzgin URS 10.55; 7, Gerrard Keating AUS 10.59; 8, István Tátar HUN 10.65

Heat 4: (-1.2) 1, King 10.30; 2, Haas 10.36; 3, Peñalver 10.38; 4, Johnson 10.40; 5, Pierfrancesco Pavoni ITA 10.44; 6, Antoine Richard FRA 10.44; 7, Ferenc Kiss HUN 10.53; 8, Valentin Atanasov BUL 10.63

Semi-finals (First 4 to final) (Aug 8)

Heat 1: (-0.8) 1, Smith 10.22; 2, Wells 10.35; 3, Núñez 10.36; 4, King 10.36; 5, Frank Emmelmann GDR 10.40; 6, Ben Johnson CAN 10.44; 7, Tony Sharpe CAN 10.44; 8, Leandro Peñalver CUB 10.47

Heat 2: (-1.0) 1, Lewis 10.28; 2, Narracott 10.38; 3, Williams 10.39; 4, Haas 10.39; 5, Ray Stewart JAM 10.40; 6, Cameron Sharp GBR 10.43; 7, Osvaldo Lara CUB 10.46; 8, Thomas Schröder GDR 10.52

Rome 1987**Final (Aug 30) (1.0)**

1,	Carl Lewis	USA	9.93	0.196
2,	Ray Stewart	JAM	10.08	0.235
3,	Linford Christie	GBR	10.14	0.135
4,	Attila Kovács	HUN	10.20	0.201
5,	Viktor Bryzgin	URS	10.25	0.139
6,	Lee McRae	USA	10.34	0.225
7,	Pierfrancesco Pavoni	ITA	16.23	0.163
	Ben Johnson	CAN	DQ (9.83)	0.109

Carl Lewis, now the Olympic Champion, had been regarded as the world's number one between 1981 and 1985. Ben Johnson took over in 1986, beating Lewis 3-0. The Canadian had already won the world indoor title in 1987 and clocked 9.95 at sea level. Rome was to see the first meeting of the year of the world's two most exciting athletes.

Lewis wasted no time in confirming his form by registering the fastest-ever first round clocking, 10.05. He was even quicker in the semis. Johnson also won his semi. His time was slower but his start and pickup were impressive.

Johnson and Lewis were drawn in lanes 4 and 5 in the final. A paralytically fast start by the Canadian gave him an instant metre's lead over Lewis, and he increased this by half as much again at halfway. None of the other finalists was near.

It soon became clear that even Lewis's renowned finish would make little impression on the Canadian, who stopped the stadium clock at a stunning 9.84. This was corrected to 9.83, a full one tenth quicker than the previous world record which Lewis equalled. Detailed analysis of the race showed that Johnson's start made the difference. His reaction time (originally reported as 0.129 but actually 0.109) was 0.085 quicker than that of Lewis, and he reached halfway in 5.53 (Lewis 5.64). The American made up just 0.01 in the second 50m.

"I did not do what I had to do out of the blocks," said Lewis immediately after the race. "Ben is a great runner. He set a world record and ran a great race. He deserved to win today."

Others were less generous with their comments. Johnson's feat provoked rumours of drug-taking for the remainder of the World Championships. Regrettably, all these were confirmed, on admission by the Canadian in 1989. One year earlier, he had been disqualified for failing a doping control test at the Seoul Olympic Games. The IAAF Council acted to annul Johnson's world record and strip him of his Rome gold, which went to Lewis, who thus retained his title. Lewis's time therefore effectively equalled the world record of the time but was never ratified as such by the IAAF.

First round (First 4 & 4 fastest to second round) (Aug 29)

Heat 1: (1.8) 1, Stewart 10.23; 2, Desruelles 10.39; 3, McFarlane 10.39; 4, Cheng 10.41; 5, Mark Witherspoon USA 10.65; 6, Leandro Peñalver CUB 10.65; 7, Earl Hazel SKN 10.96; 8, Robert Loua GUI 11.09

Heat 2: (1.3) 1, Morinière 10.29; 2, Yevgenyev 10.33; 3, Simón 10.34; 4, McRae 10.34; 5, Haas 10.39; 6, Issa Allassane BEN 10.68; 7, Hanna Ziad LIB 11.04; 8, Mohd Eid Ismail AMAL PLE 11.56

Heat 3: (0.4) 1, da Silva 10.42; 2, de Kom 10.49; 3, Murayov 10.53; 4, Pale 10.68; 5, Théophile Nkounkou GDR 10.89; Youssouf Ali COM, Greg Barnes USA & Allan Wells GBR DNS

Heat 4: (1.6) 1, Pavoni 10.24; 2, Bryzgin 10.25; 3, Christie 10.29; 4, Fuwa 10.43; 5, Li Tao CHN 10.52; 6, Julien Thodes AHO 10.69; 7, Oscar Fernández PER 11.04; 8, Alan Zammit MLT 11.32

Heat 5: (0.6) 1, Smith 10.39; 2, Arques 10.41; 3, Seck 10.43; 4, Nwankwo 10.43; 5, Selmi 10.48; 6, Rodney Cox TKR 11.18; 7, Gilbert Bessi MON 11.77; Johnson DQ (10.24)

Heat 6: (1.5) 1, Lewis 10.05; 2, Kovács 10.26; 3, Atanasov 10.39; 4, Chacón 10.43; 5, Dirk Schweisfurth FRG 10.50; 6, Arnaldo Abrantes POR 10.64; 7, Rick Hiram NRU 11.37; Trevor Davis AIA DNS

Heat 7: (2.5) 1, Imoh 10.22; 2, Berger 10.22; 3, Williams 10.30; 4, Akogiyam 10.37; 5, Bonfim 10.41; 6, Jerry Jeremiah VAN 10.81; 7, I Mohamed-Waheed MDV 11.48; Takaie Tuna PNG DNS

Second round (First 3 & 4 fastest to semi-finals) (Aug 29)

Heat 1: (-2.9) 1, Lewis 10.38; 2, Christie 10.40; 3, Kovács 10.52; 4, Robson da Silva BRA 10.53; 5, Christian Haas FRG 10.65; 6, Ronald Desruelles BEL 10.69; 7, Ricardo Chacon CUB 10.70; 8, Vladimir Murayov URS 10.80

Heat 2: (-1.5) 1, Bryzgin 10.29; 2, Berger 10.35; 3, McFarlane 10.35; 4, Max Morinière FRA 10.39; 5, Charles Seck SEN 10.43; 6, Desai Williams CAN 10.43; 7, Cheng Hsin Fu TPE 10.53; 8, Harouna Pale BUR 10.67

Heat 3: (-0.1) 1, Imoh 10.20; 2, McRae 10.21; 3, Pavoni 10.28; 4, Akogiyam 10.31; 5, Atanasov 10.37; 6, Hiroki Fuwa JAP 10.38; 7, Ahmed de Kom NED 10.45; 8, Joilto Bonfim BRA 10.46

Heat 4: (-0.4) 1, Stewart 10.14; 2, Simón 10.23; 3, Yevgenyev 10.37; 4, Smith 10.37; 5, Javier Arques ESP 10.46; 6, Mustapha Selmi ALG 10.48; 7, Patrick Nwankwo NGR 10.49; Johnson DQ (10.14)

Semi-finals (First 4 to final) (Aug 30)

Heat 1: (-0.3) 1, Christie 10.25; 2, Pavoni 10.33; 3, McRae 10.37; 4, Andreas Berger AUT 10.37; 5, Eric Akogiyam GHA 10.40; 6, Andrew Smith JAM 10.41; 7, Aleksandr Yevgenyev URS 10.51; Johnson DQ (10.15)

Heat 2: (-1.3) 1, Lewis 10.03; 2, Stewart 10.12; 3, Kovács 10.22; 4, Bryzgin 10.23; 5, Andrés Simón CUB 10.24; 6, Chidi Imoh NGR 10.29; 7, Mike McFarlane GBR 10.38; 8, Valentin Atanasov BUL 10.53

Tokyo 1991**Final (Aug 25) (1.2)**

1,	Carl Lewis	USA	9.86 ^{WR}	0.140
2,	Leroy Burrell	USA	9.88	0.120
3,	Dennis Mitchell	USA	9.91	0.090
4,	Linford Christie	GBR	9.92	0.126
5,	Frankie Fredericks	NAM	9.95	0.151
6,	Ray Stewart	JAM	9.96	0.114
7,	Robson da Silva	BRA	10.12	0.172
8,	Bruny Surin	CAN	10.14	0.148

The final, in which 1987 silver medallist Ray Stewart found a Jamaican record of 9.96 good enough for only sixth place, was generally regarded as the greatest sprint race of all-time. Once again Carl Lewis was a key figure. Since retaining his Olympic title in 1988, he had been overshadowed by another American, Leroy Burrell, who improved the world record to 9.90 at the 1991 US Championships.

In the second round, Lewis clocked a windy 9.80. Two other men broke 10 seconds on what proved to be a very fast surface. The semi-finals were won by Lewis and Burrell in 9.93 and 9.94 respectively – the fastest preliminaries ever.

The two principals were drawn together for the final, but the best start was made by the third American, Mitchell. At halfway Stewart (5.54) had edged in front with Lewis sixth. Burrell took over only to be passed at 90m by Lewis's spectacular finish. The 30 year-old American won with new world record figures of 9.86. Burrell was also inside the old record. Mitchell took the bronze and became the third-fastest man in history.

"He passed us like we were standing still," said Burrell, who ran the second half of the race in 4.33 compared to Lewis's 4.25.

There was some controversy after the race when it was eventually revealed that Mitchell's reaction time at the start had been 0.09 – so quick that an automatic false start alert would have been sounded on the starter's headphones. It transpired that the starter chose not to wear headphones. He was not obliged to do so, as IAAF rule 122.1 stated at the time: "The starter shall have the entire control of the competitors on their marks and shall be the sole judge of any fact connected with the start of the race."

First round (First 3 and 2 fastest to second round) (Aug 24)

Heat 1: (1.6) 1, Sangouma 10.27; 2, Braithwaite 10.31; 3, Lawson 10.38; 4, Imoh 10.42; 5, Neville Hodge ISV 10.51; 6, Thabani Gonjwe ZIM 10.92; 7, Bothoko Shebe LES 10.96; 8, Ahmed Shageef MDU 11.18

Heat 2: (0.3) 1, Fredericks 10.21; 2, Tuffour 10.36; 3, Marlicki 10.49; 4, Daniel Cococarou ROU 10.51; 5, Sun-Kuk Jin KOR 10.67; 6, Visut Watanasin THA 10.68; 7, Mark Sherwin COK 11.35; Karim Abdul AFG DNS

Heat 3: (1.0) 1, Mitchell 10.27; 2, Green 10.38; 3, Gariba 10.38; 4, Joel Lameche CUB 10.53; 5, Kennedy Ondiek KEN 10.57; 6, Joeli Otun UGA 11.06; Mohamed Abderrehimn LBA DNS

Heat 4: (0.1) 1, Burrell 10.17; 2, Zirignon 10.20; 3, Silva 10.42; 4, Steffen Bringmann GER 10.47; 5, Jason Livingston GBR 10.57; 6, Florencio Aguilar PAN 10.85; 7, Dudley Den Dulk AHO 11.10

Heat 5: (1.3) 1, Ezuma 10.25; 2, Morinière 10.28; 3, Khramarenko 10.36; 4, Kovács 10.39; 5, Jason Jesus Trapero ESP 10.44; 6, Eduardo Nava MEX 10.56; 7, Edmund Estaphane LCA 10.62; 8, Trevor Davis AIA 11.16

Heat 6: (0.2) 1, Stewart 10.17; 2, da Silva 10.24; 3, Sugimoto 10.58; 4, Valentin Atanasov BUL 10.63; 5, Khaled Jourma BRN 10.68; 6, Ousmane Diarra MLI 10.69; 7, Jerry Jeremiah VAN 10.82; 8, Fred Rocio GUM 12.27

Heat 7: (0.1) 1, Christie 10.39; 2, Inoue 10.47; 3, Seck 10.60; 4, Eric Haynes SKN 10.82; 5, Franck Olivier Zio BUR 10.93; 6, Erwin Heru INA 11.14; 7, Tryson Duburiya NRU 12.04; Joseph Gikonyo KEN DNS

Heat 8: (1.4) 1, Surin 10.28; 2, Berger 10.40; 3, Moreno 10.44; 4, Horace Dove-Edwin SLE 10.48; 5, Gilles Quenéhervé FRA 10.59; 6, Fortune Ogochae BEN 10.92; 7, Christian Mandengue CMR 10.98; 8, Goolam Ambia BAN 11.09

Heat 9: (0.2) 1, Lewis 10.12; 2, Madonia 10.43; 3, Yamashita 10.55; 4, Yiannis Zisimides CYP 10.68; 5, Rodney Cox TKS 11.02; 6, Jerome Romain DMA 11.09; Cengiz Kavaklıoğlu TUR DNS

Heat 10: (1.4) 1, Adeniken 10.20; 2, Mahorn 10.23; 3, Savin 10.36; 4, Fernando Batoasso BRA 10.44; 5, Junior Cornette GUY 10.63; 6, Hsieh Tzong-Tze TPE 10.79; 7, John Hou PNG 11.04; Adam Hassam Sakkak SUD DNS

Second round (First 4 to semi-finals) (Aug 24)

Heat 1: (4.6) 1, Stewart 10.02w; 2, Mitchell 10.05; 3, Ezinwa 10.23; 4, Madonia 10.24; 5, Max Morinière FRA 10.24; 6, Vitaliy Savin URS 10.26; 7, Jacek Marlicki POL 10.38; 8, Tetsuya Yamashita JPN 10.56

Heat 2: (4.3) 1, Lewis 9.80w; 2, Christie 9.90; 3, Surin 10.01; 4, Green 10.18; 5, Emmanuel Tuffour GHA 10.19; 6, Arnaldo Silva BRA 10.32; 7, Carlos Moreno CHI 10.40; 8, Chidi Imoh NGR 10.46

Heat 3: (1.5) 1, Burrell 10.11; 2, Sangouma 10.23; 3, Zirignon 10.30; 4, Gariba 10.43; 5, Darren Braithwaite GBR 10.45; 6, Boévi Lawson TOG 10.60; 7, Tatsuo Sugimoto JPN 10.61; Andreas Berger AUT DNS

Heat 4: (4.1) 1, Fredericks 9.89w; 2, Adeniken 10.00; 3, Mahorn 10.01; 4, da Silva 10.08; 5, Satoru Inoue JPN 10.21; 6, Oleg Khramenko URS 10.23; 7, Attila Kovács HUN 10.23; 8, Charles Seck SEN 10.46

Semi-finals (First 4 to final) (Aug 25)

Heat 1: (1.3) 1, Lewis 9.93; 2, Fredericks 10.02; 3, Surin 10.07; 4, da Silva 10.13; 5, Olapade Adeniken NGR 10.17; 6, Jean-Olivier Zirignon CIV 10.25; 7, Salaam Gariba GHA 10.37; 8, Michael Green JAM 10.38

Heat 2: (1.1) 1, Burrell 9.94; 2, Mitchell 9.99; 3, Christie 9.99; 4, Stewart 10.03; 5, Daniel Sangouma FRA 10.18; 6, Atlee Mahorn CAN 10.18; 7, Davidson Ezinwa NGR 10.20; 8, Ezio Madonia ITA 10.33

Heat 3: (0.7) 1, Christie 10.24; 2, Silva 10.41; 3, Cojocar 10.49; 4, Stephen Lewis MNT 10.59; 5, Junior Cornette GUY 10.61; 6, David Nkoua CGO 10.92; Gustavo Envela GEQ DNS

Heat 4: (-0.2) 1, Surin 10.23; 2, Tuffour 10.30; 3, Zirignon 10.38; 4, Abdouille Janneh GAM 10.66; 5, Abdolsehad Gorganji IRI 10.67; 6, Mario Bonello MLT 11.05; 7, Lam Hai Van VIE 11.28; Gus Nketa NZL DNS

Heat 5: (0.5) 1, Cason 10.09; 2, Sangouma 10.40; 3, Bensaddou 10.51; 4, Enrique Talavera ESP 10.58; 5, Wayne Watson JAM 10.64; 6, Goolam Ambia BAN 10.72; 7, Theodore Haba GUI 10.75; 8, Moureidine Ould Mounira MTN 10.96

Heat 6: (0.8) 1, Lewis 10.15; 2, Blume 10.33; 3, Mahorn 10.55; 4, Sanusi Turay SLE 10.68; 5, Hisatsugu Suzuki JPN 10.72; 6, Ricky Canon NRU 11.72; 7, Bakar Chehuh Inzoudine COM 11.99; Gaetan Desmangles FRA DQ (r162.7)

Heat 7: (0.7) 1, Effiong 10.23; 2, Loum 10.41; 3, Valik 10.48; 4, Zalewski 10.49; 5, Miguel Miranda SEY 10.71; 6, Trevor Davis AIA 10.78; 7, Laurent Kemp LUX 10.95

Heat 8: (-0.2) 1, Stewart 10.23; 2, Porkhomovskiy 10.36; 3, Gariba 10.38; 4, Morinière 10.50; 5, Khalid Juma BRN 10.93; 6, Esworth Coombs STV 10.95; 7, Mark Sherwin COK 11.17; Saad Al Motery KUW DNS

Heat 9: (-1.1) 1, Esmie 10.30; 2, John 10.34; 3, Savin 10.35; 4, Diarra 10.42; 5, Muyaba 10.55; 6, Claus Hirsbro DEN 10.78; 7, Danny Charles SEY 11.00; 8, Bounhom Silphon LAO 11.46

Second round (First 4 to semi-finals) (Aug 14)

Heat 1: (-0.8) 1, Lewis 10.11; 2, Esmie 10.30; 3, John 10.31; 4, Inoue 10.34; 5, Daniel Sangouma FRA 10.47; 6, Jifé Valik CZE 10.53; 7, Edmund Estaphane LCA 10.57; 8, Driss Bensaddou MAR 10.63

Heat 2: (-0.1) 1, Mitchell 10.08; 2, Stewart 10.11; 3, Effiong 10.15; 4, Mahorn 10.20; 5, Marc Blume GRE 10.32; 6, Salaam Gariba GHA 10.42; 7, Jean-Olivier Zirignon CIV 10.44; 8, Marek Zalewski POL 10.49

Heat 3: (0.1) 1, Christie 10.00; 2, Surin 10.07; 3, Porkhomovskiy 10.33; 4, Terzian 10.34; 5, Vitaliy Savin KAZ 10.36; 6, Ousmane Diarra MLI 10.41; 7, Max Morinière FRA 10.58; 8, Kirk Cummins BAR 10.60

Heat 4: (-0.1) 1, Cason 9.96; 2, Fredericks 10.06; 3, Tuffour 10.26; 4, Loum 10.33; 5, Arnaldo Silva BRA 10.38; 6, Daniel Cojocar ROU 10.41; 7, Ato Boldon TTO 10.48; Fabien Muyaba ZIM DNS

Semi-finals (First 4 to final) (Aug 15)

Heat 1: (0.1) 1, Cason 9.94; 2, Effiong 9.98; 3, Lewis 10.02; 4, Fredericks 10.05; 5, Atlee Mahorn CAN 10.21; 6, Jason John GBR 10.34; 7, Alexandros Terzian GRE 10.36; 8, Satoru Inoue JPN 10.39

Heat 2: (0.9) 1, Christie 9.97; 2, Mitchell 10.06; 3, Surin 10.07; 4, Stewart 10.16; 5, Aleksandr Porkhomovskiy RUS 10.20; 6, Emmanuel Tuffour GHA 10.23; 7, Robert Esmie CAN 10.23; 8, Oumar Loum SEN 10.60

Stuttgart 1993

Final (Aug 15) (0.3)

1,	Linford Christie	GBR	9.87	0.140
2,	Andre Cason	USA	9.92	0.183
3,	Dennis Mitchell	USA	9.99	0.128
4,	Carl Lewis	USA	10.02	0.144
5,	Bruny Surin	CAN	10.02	0.148
6,	Frankie Fredericks	NAM	10.03	0.146
7,	Daniel Effiong	NGR	10.04	0.164
8,	Ray Stewart	JAM	10.18	0.166

Tokyo 1991 proved to be a turning point for Christie, who announced his retirement after finishing behind three Americans despite clocking 9.92. He changed his mind and came back for his best ever year in 1992, taking the Olympic title. Carl Lewis, meanwhile, had a poor year as a sprinter in 1992, failing to make the US team for the 100m. But that did not stop some observers saying the Olympic final was "soft" in Lewis's absence.

Christie comfortably beat Lewis one month before Stuttgart and did so again at the World Championships. His winning time of 9.87 was achieved with a following wind of 0.3m compared with the 1.2m enjoyed by Lewis in the 1991 final.

Cason led the American challenge, clocking personal bests in the second round and semi-final. In the final he was even quicker, and was in front 70m before being caught by the long-striding Briton. Mitchell repeated his 1991 bronze.

Lewis improved from last at 60m to fourth place, and was therefore beaten for the first time in a World or Olympic 100m final. Six of the eight finalists had also contested the Tokyo final two years earlier.

"I did not think I ran that fast," said the 33 year-old Christie. "I thought that I might have done a 9.92. I concentrated on getting a good start."

First round (First 3 & 5 fastest to second round) (Aug 14)

Heat 1: (-0.6) 1, Mitchell 10.26; 2, Inoue 10.43; 3, Boldon 10.51; 4, Estaphane 10.54; 5, Miguel Janssen ARU 10.62; 6, Jin Sun-Kuk KOR 10.66; 7, Ahmed Al-Mammari OMA 10.78; 8, Arifin Abdullah INA 11.11

Heat 2: (-0.3) 1, Fredericks 10.32; 2, Terzian 10.36; 3, Cummins 10.44; 4, Anvar Kuchmuradov UZB 10.56; 5, Charles Tayot GAB 10.82; 6, Cephas Lemba ZAM 10.87; 7, A Tamba LBR 11.29; Stefan Burkart SUI DNS

Gothenburg 1995

Final (Aug 6) (1.0)

1,	Donovan Bailey	CAN	9.97	0.138
2,	Bruny Surin	CAN	10.03	0.132
3,	Ato Boldon	TTO	10.03	0.114
4,	Frankie Fredericks	NAM	10.07	0.134
5,	Michael Marsh	USA	10.10	0.155
6,	Linford Christie	GBR	10.12	0.110
7,	Olapade Adeniken	NGR	10.20	0.127
8,	Raymond Stewart	JAM	10.29	0.135

Christie's hopes of successfully defending his title ended when he succumbed to a hamstring injury in his semi-final. The Briton decided to contest the final at the last minute and got the best start, but faded from contention after halfway. Meanwhile, Boldon (lane 4) established a lead. Bailey (lane 5), who got a bad start, was pulled along by the young Trinidadian. He overtook Boldon in the last 40m and moved further away all the way until the finish. Surin also caught Boldon to give Canada gold and silver. All three medallists had Caribbean origins, because Bailey was born in Jamaica and Surin in Haiti.

The 1991 and 1993 bronze medallist, Mitchell, walked to the finish of his heat after suffering cramp after about five strides. Marsh was the only non-Commonwealth finalist and his fifth place represented the United States's worst showing in this event.

First round (First 3 & 4 fastest to second round) (Aug 5)

Heat 1: (0.6) 1, Aliu 10.20; 2, Braithwaite 10.25; 3, Ribeiro 10.37; 4, Yiannis Zisimides CYP 10.53; 5, Vitaliy Medvedev KAZ 10.54; 6, Nigel Jones GRN 10.88; 7, Alberto Mendes DOM 10.92; 8, Toluta'u Koula TGA 10.98

Heat 2: (-0.3) 1, Fredericks 10.18; 2, Grigoryev 10.24; 3, Thompson 10.27; 4, Diarra 10.35; 5, Benjamin Sirmoo CMR 10.51; 6, Frank Amegnigan TOG 10.81; 7, Aziz Matter BRN 10.93; 8, Ahmed Shageef MDV 11.46

Heat 3: (0.7) 1, Bailey 10.13; 2, Greene 10.26; 3, Henderson 10.35; 4, Kramarenko 10.46; 5, Daniel Cojocar ROU 10.62; 6, Azmi Ibrahim MAS 10.77; 7, Testaye Jembere ETH 11.20

Heat 4: (0.0) 1, Green 10.20; 2, Nketa 10.24; 3, John 10.25; 4, Hedner 10.43; 5, Turay 10.43; 6, Alex Terzian GRE 10.47; 7, Matarr N'jie GAM 11.05; 8, Odair da Costa STP 11.19

Heat 5: (-0.2) 1, Boldon 10.24; 2, Karlsson 10.35; 3, Gilbert 10.36; 4, Jaime Barragan MEX 10.53; 5, Jorge Aguilera CUB 10.59; 6, Frutos Feo ESP 10.59; 7, Rickett Canon NOR 11.51; 8, Turunangi Tarapu COK 11.85

Heat 6: (-0.7) 1, Surin 10.22; 2, Stewart 10.27; 3, Mettè 10.40; 4, Satoru Inoue JPN 10.56; 5, Aleksey Chikhachov UKR 10.56; 6, Peter Pulu NGU 10.68; 7, Lin Wei CHN 10.68; 8, Ahmed Al-Mammari OMA 10.94

Heat 7: (-1.3) 1, Tuffour 10.24; 2, Alexopoulos 10.35; 3, Savin 10.49; 4, Claus Hirbø DEN 10.52; 5, Dmitriy Vanyakin UKR 10.62; 6, Garfield Gill BAR 10.90; 7, Alberto Juan GUM 11.56; 8, Darren Tuitt MNT 11.67

Heat 8: (-0.1) 1, Christie 10.26; 2, Blume 10.39; 3, Porphokomyiov 10.44; 4, Matias Ghansah SWE 10.45; 5, Resat Ögüz TUR 10.65; 6, Fabian Muyaba ZIM 10.67; 7, Patrick Mucci Raumba GAB 10.73

Heat 9: (-0.8) 1, Marsh 10.28; 2, Adeniken 10.30; 3, Wells 10.33; 4, Leonardo Prevot CUB 10.60; 5, Patrick Delice TTO 10.69; 6, Kfir Golan ISR 10.71; 7, Bimal Taradair BAN 10.90

Heat 10: (0.8) 1, Chen 10.37; 2, da Silva 10.37; 3, Naylor 10.45; 4, Fernando Ramirez NOR 10.53; 5, Huang Hsin-ping TPE 10.66; 6, Vladislav Chernobay KGZ 11.00; Davidson Ezinwa NGR DNS

Heat 11: (-2.2) 1, Isasi 10.44; 2, Burkart 10.61; 3, Ito 10.62; 4, Sidnei de Souza BRA 10.63; 5, Kurvin Wallace SKN 10.82; 6, Francisco Afang GEO 11.82; Dennis Mitchell USA DNF

Heat 12: (-1.7) 1, Marsh 10.27; 2, Stevens 10.42; 3, Markoullides 10.43; 4, Chintake De Zoysa SRI 10.60; 5, Miguel Janssen ARU 10.73; 6, Alvin Daniel TTO 10.81; 7, Thanh Giang VIE 11.18; Iliassou Hassan NIG DNS

Second round (First 3 & 1 fastest to semi-finals) (Aug 5)

Heat 1: (-0.3) 1, Bailey 10.18; 2, Marsh 10.25; 3, da Silva 10.29; 4, Alexandros Alexopoulos GRC 10.29; 5, Chen Wenzhong CHN 10.32; 6, Ioannis Markoullides CYP 10.41; 7, Ibrahim Metitè CIV 10.50; 8, Sanusi Turay SLE 10.55

Heat 2: (0.0) 1, Christie 10.15; 2, Stewart 10.24; 3, Grigoryev 10.27; 4, Paul Henderson AUS 10.34; 5, Deji Aliu NGR 10.36; 6, Lars Hedner SWE 10.41; 7, Patrick Stevens BEL 10.42; 8, Vitaliy Savin KAZ 10.47

Heat 3: (-0.8) 1, Adeniken 10.23; 2, Green 10.26; 3, Nkettia 10.28; 4, Emmanuel Tuffour GHA 10.29; 5, Jason John GBR 10.39; 6, Aleksandr Porphokomyiov RUS 10.52; 7, Ousmane Diarra MLI 10.54; 8, Stefan Burkart SUI 10.69

Heat 4: (2.1) 1, Marsh 10.03w; 2, Fredericks 10.09; 3, Isasi 10.22; 4, Édson Ribeiro BRA 10.29; 5, Peter Karlsson SWE 10.39; 6, Oleg Kramarenko UKR 10.40; 7, Marc Blume GER 10.40; 8, Glenroy Gilbert CAN 10.41

Heat 5: (-0.5) 1, Boldon 10.04; 2, Surin 10.14; 3, Wells 10.18; 4, Braithwaite 10.23; 5, Obadele Thompson BAR 10.30; 6, Maurice Greene USA 10.35; 7, Yoshitaka Ito JPN 10.48; 8, Shane Naylor AUS 10.49

Semi-finals (First 4 to final) (Aug 6)

Heat 1: (-0.2) 1, Surin 10.03; 2, Boldon 10.10; 3, Fredericks 10.10; 4, Christie 10.12; 5, Robson da Silva BRA 10.20; 6, Renward Wells BAH 10.27; 7, Michael Green JAM 10.30; 8, Gus Nkettia NZL 10.45

Heat 2: (1.8) 1, Bailey 10.04; 2, Marsh 10.08; 3, Adeniken 10.16; 4, Stewart 10.17; 5, Damien Arshay AUS 10.20; 6, Joel Isasi CUB 10.22; 7, Darren Braithwaite GBR 10.28; 8, Andrew Grigoryev RUS 10.30

Athens 1997

Final (Aug 3) (0.2)

1, Maurice Greene	USA	9.86	0.134
2, Donovan Bailey	CAN	9.91	0.145
3, Tim Montgomery	USA	9.94	0.134
4, Frankie Fredericks	NAM	9.95	0.129
5, Ato Boldon	TTO	10.02	0.123
6, Davidson Ezinwa	NGR	10.10	0.135
7, Bruny Surin	CAN	10.12	0.147
8, Michael Marsh	USA	10.29	0.146

Training partners Boldon and Greene ran sensational times in the second round. Boldon threw away the chance of a world record when he eased up for a 9.87 clocking, the fastest ever heat time and just 3/100ths away from Bailey's world record, while Greene finished second in a personal best equalling 9.90. Greene duplicated that time to win his semi just ahead of defending champion Bailey (9.91). Boldon taking his in the most casual looking 10.00 ever seen.

In the final, though, Boldon – claiming he suffered from cramp – was not a factor. Greene, who hadn't even reached the semi-finals in Gothenburg, dominated the race from the outset. He was 8/100ths ahead of a slow starting Bailey after 10m and finished 5/100ths clear in 9.86 to move to equal third on the world all-time list. It was his fifth legal mark of 9.90 or faster that season, an unprecedented display of high level consistency. With Montgomery edging Fredericks for the bronze, the USA was riding high again in the world of sprinting. "I said I would bring American sprinting back to the top and this was the start of achieving that aim," said Greene.

First round (First 3 & 9 fastest to second round) (Aug 2)

Heat 1: (0.7) 1, da Silva 10.29; 2, Zigrion 10.31; 3, Donaldson 10.43; 4, Carlton Chambers CAN 10.49; 5, Paulo Neves POR 10.51; 6, Pascal Dangbo BEN 10.78; 7, Toluta'u Koula TGA 10.85; 8, Watson Nyambe MAS 11.60

Heat 2: (0.4) 1, Krzywanski 10.37; 2, Fedoriv 10.38; 3, Cali 10.39; 4, Torbjörn Mårtensson SWE 10.46; 5, Neil Ryan IRL 10.57; 6, Tomy Katiri ISR 10.64; 7, Patrick Raumba Mocii GAB 10.69; 8, Nelson Kabitana SOL 11.61

Heat 3: (1.0) 1, Greene 10.32; 2, Karlsson 10.32; 3, Balcerzak 10.41; 4, Per Ivar Sivle NOR 10.42; 5, Dennis Mowatt JAM 10.52; 6, Nigel Jones GBR 10.68; 7, Antonio Serpas ESA 10.77; 8, DeVon Bean BEF 10.78

Heat 4: (1.4) 1, Pavlakakis 10.11; 2, Bailey 10.17; 3, Tiffi 10.25; 4, Devonish 10.26; 5, Wells 10.34; 6, Lachkovics 10.34; 7, Ruslan Rusidze GEO 10.67; 8, Elston Shaw BIZ 11.13

Heat 5: (-0.6) 1, Marsh 10.16; 2, Stevens 10.30; 3, Marcoullides 10.35; 4, Koji Ito JPN 10.46; 5, Joseph Styles BAH 10.52; 6, Alexandros Yenovelis GRE 10.58; 7, Lok To Wai HKG 10.67; 8, Kim Collins SKN 21.73

Heat 6: (0.1) 1, Boldon 11.1; 2, Pérez-Rionda 10.33; 3, Mackie 10.42; 4, Carlos Gats ARU 10.43; 5, Miguel Janssen ARU 10.47; 6, Ibrahim Metitè CIV 10.50; 7, Carlos Moreno CHI 10.53

Heat 7: (0.5) 1, Montgomery 10.12; 2, Obikwelu 10.22; 3, Zakari 10.26; 4, Cooper 10.35; 5, Ousmane Diarra MLI 10.42; 6, Frutos Feo ESP 10.54; 7, Lee Hyung-Keun KOR 10.73; 8, Mohammad Alam BAN 10.83

Heat 8: (-0.5) 1, Ogunkoya 10.24; 2, Papadakis 10.32; 3, Pilarczyk 10.38; 4, Issa Aimé Nthepe CMO 10.50; 5, Tomaz Božič SLO 10.64; 6, Horace Dowe-Edwin SLE 10.65; 7, Mario Bonello MLT 10.92; 8, Mohammed Amir MDV 11.18

Heat 9: (0.6) 1, Fredericks 10.21; 2, Porphokomyiov 10.25; 3, Calado 10.26; 4, Inshakov 10.28; 5, Carlos Villaseñor MEX 10.50; 6, Gabriel Simón ARG 10.79; 7, Mpho Maacha BOT 10.86; Venancio José ESP DQ (r162.7)

Heat 10: (0.7) 1, Nkansah 10.16; 2, Sponser 10.3; 3, Campbell 10.21; 4, Zisimides 10.30; 5, Tsuchie 10.40; 6, Jack Laurence VAN 10.97; 7, Detrickson Anson FSM 11.47; Ilgor Strakh UKR DNF

Heat 11: (-1.1) 1, Asahara 10.22; 2, Thompson 10.26; 3, Delai 10.48; 4, Powell 10.34; 5, Chintaka De Zoysa SRI 10.43; 6, Anvar Kuchumrodov UZB 10.49; 7, Norberto Nsue GEO 11.65; 8, Daniel Adachi PLW 11.90

Heat 12: (-0.3) 1, Esmie 10.22; 2, Ezinwa 10.23; 3, Tuffour 10.24; 4, Katsantonis 10.36; 5, Gus Nkettia NZL 10.46; 6, Ivan Shehobir CZE 10.55; 7, Peter Pulu PNG 10.77; 8, Trevor Davis AIA 11.07

Heat 13: (0.2) 1, Surin 10.32; 2, Wijmeersch 10.43; 3, Al-Kuwari 10.48; 4, Juan Pedro Toledo MEX 10.56; 5, José Illán ESP 10.60; 6, Amarildo Almeida GBS 10.92; 7, Huang Hsin-Ping TPE 11.09

Second round (First 2 & 4 fastest to semi-finals) (Aug 2)

Heat 1: (1.3) 1, Boldon 9.87; 2, Greene 9.90; 3, Andrew Fedoriv RUS 10.22; 4, Haris Papadakis GRE 10.23; 5, Ian Mackie GBR 10.24; 6, Marcin Krzywanski POL 10.33; 7, Hiruyasu Tsuchie JPN 10.38; 8, Chris Donaldson NZL 10.40

Heat 2: (0.4) 1, Surin 10.06; 2, Pavlakakis 10.22; 3, Luis Pérez-Rionda CUB 10.25; 4, Piotr Balcerzak POL 10.32; 5, Prodromos Katsantonis CYP 10.33; 6, Erik Wijmeersch BEL 10.34; 7, Stéphane Cal FRA 10.47; Percy Spencer JAM DNS

Heat 3: (1.2) 1, Montgomery 9.99; 2, Bailey 10.10; 3, Campbell 10.13; 4, Cooper 10.21; 5, Ryszard Pilarczyk POL 10.26; 6, Saad Al-Kuwari QAT 10.40; 7, Peter Karlsson SWE 10.40; 8, André da Silva BRA 12.56

Heat 4: (-0.3) 1, Marsh 10.05; 2, Tuffour 10.23; 3, Jean-Olivier Zigrion CIV 10.25; 4, Aleksandr Porphokomyiov RUS 10.27; 5, Seun Ogunkoya NGR 10.33; 6, Donovan Powell JAM 10.35; 7, Marlon Devonish GBR 10.37; 8, Aninos Marcoullides CYP 10.39

Heat 5: (-0.7) 1, Nkansah 10.15; 2, Obikwelu 10.17; 3, Robert Esmie CAN 10.25; 4, Patrick Stevens BEL 10.31; 5, Sergejs Inshakov LAT 10.34; 6, Stefano Tili ITA 10.36; 7, Jone Delai FIJ 10.47; 8, Renward Wells BAH 10.57

Heat 6: (0.5) 1, Fredericks 9.99; 2, Ezinwa 10.11; 3, Asahara 10.14; 4, Thompson 10.21; 5, Abdul Aziz Zakari GHA 10.29; 6, Yiannis Zisimides CYP 10.37; 7, Martin Lachkovics UZB 10.39; 8, Carlos Calado POR 10.41

Semi-finals (First 4 to final) (Aug 3)

Heat 1: (-0.1) 1, Boldon 10.02; 2, Ezinwa 10.15; 3, Marsh 10.21; 4, Surin 10.22; 5, Angelos Pavlakakis GRE 10.29; 6, Obadele Thompson BAR 10.30; 7, Emmanuel Tuffour GHA 10.33; 8, Darren Campbell GBR 10.37

Heat 2: (0.5) 1, Greene 9.90; 2, Bailey 9.91; 3, Fredericks 9.93; 4, Montgomery 10.08; 5, Eric Nkansah GHA 10.18; 6, Francis Obikwelu NGR 10.20; 7, Sayon Cooper LBR 10.30; 8, Nobuharu Asahara JPN 10.33

Seville 1999

Final (Aug 22) (0.2)

1, Maurice Greene	USA	9.80	0.132
2, Bruny Surin	CAN	9.84	0.127
3, Dwain Chambers	GBR	9.97	0.140
4, Obadele Thompson	BAR	10.00	0.145
5, Tim Harden	USA	10.02	0.136
6, Tim Montgomery	USA	10.04	0.136
7, Jason Gardener	GBR	10.07	0.142
8, Kareem Streete-Thompson	CAY	10.24	0.173

With the wind gauge barely registering at 0.2 (it was 0.1 for his world record 9.79) Greene was timed at history's second fastest time of 9.80 despite a flawed start. "The beginning of it was very shaky, but I didn't panic," he said. "The first two or three steps I was stumbling, but I was able to gather myself." He thus became only the second man (after Carl Lewis) to successfully defend a global 100m title. Surprisingly, in view of the winning time, he was pushed hard by Surin, at 32 in the form of his life and contesting his fifth World Championships 100m final. No

man before has run 9.84 and lost, Surin matching fellow Canadian Donovan Bailey's Commonwealth record.

With Ato Boldon a non-starter and Fredericks scratching from his semi, the bronze was seized by Chambers who, at 21, became the youngest World Championships medallist in this event at that time. His 9.97 ranked him behind only Linford Christie on the European & UK all-time list. Greene, who covered the first half of the race in 5.55 and the second in 4.25, reached the 60m point in 6.39 just behind Surin (6.38) with Chambers third in 6.41.

First round (First 3 & 10 fastest to second round) (Aug 21)

Heat 1: (-0.6) 1, Greene 10.30; 2, Stevens 10.38; 3, Medvedev 10.39; 4, McCuaig 10.42; 5, Bradley Agnew RSA 10.51; 6, Pascual Esono GEO 11.32; 7, Philam Garcia GUM 12.82

Heat 2: (-0.7) 1, Gardener 10.27; 2, Németh 10.28; 3, Hoidis 10.30; 4, Martin Lachkovics AUT 10.47; 5, Erik Wijmeersch BEL 10.56; 6, Joel Mascoll STV 10.63; 7, Kamara SLE 10.80; 8, Matarr Njje GAM 11.09

Heat 3: (-0.5) 1, Fredericks 10.22; 2, Balcerzak 10.23; 3, Mayola 10.25; 4, Tili 10.35; 5, Edson Ribeiro BRA 10.47; 6, Toluta'u Koula TGA 11.11; 7, Dinh Minh Nguyen VIE 11.20

Heat 4: (-1.2) 1, Montgomery 10.27; 2, Theodoridis 10.32; 3, da Silva 10.41; 4, Toukene 10.44; 5, Gabriel Simon ARG 10.49; 6, Watson Nyambek SAM 10.54; 7, Roman Cress MHL 10.70; Ousmane Diarra MLI DQ (r142.4c)

Heat 5: (-0.5) 1, Surin 10.18; 2, Campbell 10.37; 3, Chris Donaldson NZL 10.47; 4, Tetsuya Nakamura JPN 10.57; 5, Timothy Brooks AIA 11.08; 6, Patrickson Anson FSM 11.68; Asonze DQ (r40.8) 10.47

Heat 6: (-0.9) 1, Chambers 10.34; 2, Ito 10.38; 3, Porkhomovskiy 10.42; 4, Kim Collins SKN 10.50; 5, Urban Acman SLO 10.56; 6, Pedro Noel ESP 10.70; 7, Muhammad Abdel Baqi JOR 11.42; Joebert Delicano PHI DNS

Heat 7: (0.2) 1, Ezinwa 10.22; 2, Lewis 10.23; 3, Streete-Thompson 10.24; 4, Kafri 10.38; 5, Nkansah 10.42; 6, Sayon Cooper LBR 10.56; 7, Mohamed Ibrahim Ould MTN 11.17; 8, Imad Ahmed IRQ 11.26

Heat 8: (0.1) 1, Harden 10.18; 2, Calado 10.20; 3, Aliu 10.22; 4, Nowak 10.23; 5, Carlos Gats ARG 10.55; 6, Chintake De Soysa SRI 10.70; 7, Robertson Temaki NRU 12.14

Heat 9: (0.1) 1, Shirvington 10.24; 2, Espirit 10.23; 3, Myles-Mills 10.29; 4, Jarrett 10.34; 5, Pascal Dangbo BEN 10.64; 6, Amarildo Almeida GBS 10.80; 7, Misili Manu SAM 10.91

Heat 10: (0.8) 1, Thompson 10.26; 2, Meité 10.28; 3, Quinn 10.28; 4, Dobos 10.30; 5, de Lima 10.38; 6, Buckland 10.43; 7, Reanchai Seeharong THA 10.45

Second round (First 3 & 1 fastest to semi-finals) (Aug 21)

Heat 1: (-0.1) 1, Gardener 10.04; 2, Lewis 10.18; 3, Ezinwa 10.23; 4, Matthew Quinn RSA 10.24; 5, Stefano Tili ITA 10.26; 6, Vitaliy Medvedev KAZ 10.26; 7, Yéorgos Theodoridis GRE 10.30; 8, Brad McCuaig CAN 10.61

Heat 2: (0.3) 1, Thompson 10.04; 2, Myles-Mills 10.10; 3, Shirvington 10.16; 4, Roland Németh HUN 10.16; 5, Hristoforos Hoidis GRE 10.21; 6, Nathaniel Espirit AHO 10.29; 7, Vicente de Lima BRA 10.36; 8, Tommy Kafri ISR 10.36

Heat 3: (-0.6) 1, Chambers 10.08; 2, Harden 10.12; 3, Streete-Thompson 10.14; 4, Aleksandr Porkhomovskiy ISR 10.20; 5, Patrick Stevens BEL 10.23; 6, Piotr Balcerzak POL 10.29; 7, Stéphane Buckland MRI 10.39; Innocent Asonze NGR DQ (r40.8) 10.18

Heat 4: (-0.4) 1, Fredericks 10.09; 2, Montgomery 10.12; 3, Campbell 10.12; 4, Mayola 10.15; 5, Patrick Jarrett JAM 10.22; 6, Eric Nkansah GHA 10.25; 7, Ibrahim Meité CIV 10.34; 8, André da Silva BRA 10.37

Heat 5: (-0.2) 1, Greene 9.91; 2, Surin 9.95; 3, Dobos 10.22; 4, Deji Aliu NGR 10.22; 5, Carlos Calado POR 10.24; 6, Marcinn Nowak POL 10.29; 7, Koji Ito JPN 10.40; 8, Claude Toukene CMR 10.48

Semi-finals (First 4 to final) (Aug 22)

Heat 1: (-0.7) 1, Greene 9.96; 2, Chambers 10.09; 3, Montgomery 10.14; 4, Streete-Thompson 10.14; 5, Darren Campbell GBR 10.15; Matt Shirvington AUS DQ (r162.7); Frankie Fredericks NAM & Freddy Mayola CUB DNS

Heat 2: (-0.3) 1, Surin 9.96; 2, Harden 10.05; 3, Thompson 10.07; 4, Gardener 10.10; 5, Brian Lewis USA 10.13; 6, Leonard Myles-Mills GHA 10.16; 7, Gábor Dobos HUN 10.47; Davidson Ezinwa NGR DQ (10.40)

Edmonton 2001

Final (Aug 8) (-0.2)

1, Maurice Greene	USA	9.82	0.132
2, Bernard Williams	USA	9.94	0.146
3, Ato Boldon	TTO	9.98	0.148
4, Dwain Chambers	GBR	9.99	0.160
5, Kim Collins	SKN	10.07	0.162
6, Christian Malcolm	GBR	10.11	0.142
7, Abdul Aziz Zakari	GHA	10.24	0.148
Tim Montgomery	USA	DQ (r40.8)	0.157
		(9.85)	

Maurice Greene retained his title after withstanding both injury and a determined challenge from compatriot Tim Montgomery. After running 9.84 in Oslo in July, Montgomery was regarded as a serious threat

to Greene, but in the final he was one of three false starters. Once the race began, Greene – wearing a black tourniquet below his left knee – was dominant. He seemed to be heading for a commanding victory, but then around 15m from the finish line appeared to tighten up.

Greene held on, though Montgomery closed and nearly got within dipping distance of the defending champion, who hobbled about after the finish line. Williams overtook Boldon in the closing stages to complete a US medal sweep.

Greene had suffered injuries to his left quadricep and hamstring during the race, yet still clocked 9.82 into a slight headwind, the third-fastest ever. His coach John Smith estimated that Greene's winning time would have been 9.77 without the injuries. "I can say that it was my best race, up to 65 or 70 metres, ever," remarked Greene. "I took my body where it was not prepared to go, and when your body is not prepared for something, it will break down."

In the second round, the wind gauge failed completely, meaning that Mark Lewis-Francis's time of 9.97 could never be recognised as a world junior record. The big story of the first round was that of 135kg American Samoan Trevor "the Tortoise" Misipeka, who clocked 14.28 in the opening heat. He had planned to put the shot in Edmonton but did not have the minimum qualifying standard required for field events.

In summer 2004 the US Anti-Doping Agency wrote to Tim Montgomery informing him that he was to be charged with anti-doping violations as a consequence of the federal investigation into the Californian Bay Area Laboratory Co-Operative (Balco), a Northern California nutrition company. The case eventually went before the Court of Arbitration for Sport, who in December 2005 found Montgomery guilty of years of doping violations. He was banned for two years from 2005 and all his results from March 31, 2001 were annulled. These included a 100m world record of 9.78 in 2002 and, of course, his world silver and relay gold from 2001. Therefore Williams and Boldon were promoted to Edmonton silver and bronze.

First round (First 3 & 7 fastest to second round) (Aug 4)

Heat 1: (-0.2) 1, Collins 10.30; 2, Calligny 10.32; 3, Andam 10.40; 4, Nagel 10.49; 5, Chiang Wai Hung HKG 10.85; 6, Diego Ferreira PAR 10.97; 7, Philam Garcia GUM 11.12; 8, Trevor Misipeka ASA 14.28

Heat 2: (-0.9) 1, Zakari 10.26; 2, Douglas 10.35; 3, Bredwood 10.43; 4, Anthony Ferro BEL 10.53; 5, Idriessa Sanou BUR 10.60; 6, Matarr Njje GAM 10.95; 7, Dylan Menzies NFI 11.57

Heat 3: (-0.3) 1, Shirvington 10.29; 2, Al-Saffar 10.31; 3, Orialla 10.32; 4, Lindel Frater JAM 10.57; 5, Sherwin James DMA 10.76; 6, Gian Nicola Berardi SMR 10.76; 7, Asif Hamed PAK 10.84

Heat 4: (0.1) 1, Williams 10.20; 2, Malcolm 10.23; 3, Hartonen 10.32; 4, Patros 10.38; 5, Ricardo Alves POR 10.55; 6, Vahagn Javakhyan ARM 10.92; 7, Rommel Espera NMI 12.21

Heat 5: (0.0) 1, Greene 10.33; 2, Bengono 10.36; 3, Boussombo 10.38; 4, Reanchai Seeharong THA 10.53; 5, Francesco Scuderi ITA 10.53; 6, Gibrilla Pato Bangura SLE 10.86; 7, Zakaria Messaïke LIB 10.96

Heat 6: (-0.4) 1, Asahara 10.25; 2, Ertzgaard 10.42; 3, Quinn 10.43; 4, N'Dri 10.47; 5, Harper 10.48; 6, Deodato Freitas STP 11.09; 7, Bourgnais Chanthachack LAO 11.59

Heat 7: (0.0) 1, Surin 10.28; 2, Thompson 10.30; 3, Meité 10.45; 4, Sayon Cooper LBR 10.62; 5, Rashid Chouhal MLT 10.71; 6, Ruslan Rusizide GEO 10.83; 7, Sani Biao TOG 11.00; Freddy Mayola CUB DQ (r162.7)

Heat 8: (0.7) 1, Lewis-Francis 10.24; 2, Chernovol 10.34; 3, Al-Yami 10.34; 4, Akihiro Yasui JPN 10.51; 5, Denis Gutiérrez NCA 10.99; Curtis Johnson USA DNS

Heat 9: (0.0) 1, Emedolu 10.18; 2, Chambers 10.27; 3, Okeke 10.35; 4, Goebel 10.42; 5, Tsai Meng-Lin TPE 10.57; 6, Mohd Roach SAM 10.77; 7, John Howard FSM 11.05; 8, Sesi Salt TGA 11.85

Heat 10: (0.0) 1, Souza 10.41; 2, Macrozonaris 10.43; 3, Balcerzak 10.45; 4, Hiroyasu Tsuchie JPN 10.54; 5, Philemon Roy VAN 11.41; 6, David Lightbourne TCI 11.53; Montgomery DQ (r40.8) 11.38

Heat 11: (0.0) 1, Boldon 10.13; 2, Bailey 10.20; 3, Porkhomovskiy 10.42; 4, Loun 10.50; 5, Andrew Konai SOL 11.10; 6, Harmon Harmon COK 11.37; Helly Ollarves VEN DNS

Second round (First 3 & 1 fastest to semi-finals) (Aug 4)

No wind information for any of these five races due to malfunction of wind gauge. Observers feel the races were probably wind-assisted

Heat 1: 1, Collins 10.00w; 2, Emedolu 10.06; 3, Douglas 10.09; 4, Morne Nagel RSA 10.20; 5, John Ertzgaard NOR 10.25; 6, Nick Macrozonaris CAN 10.28; 7, Alex Porkhomovskiy ISR 10.28; Montgomery DQ (r40.8) 9.92

Heat 2: 1, Greene 9.88w; 2, Boldon 10.06; 3, Bailey 10.11; 4, Cláudio de Souza BRA 10.26; 5, Serge Bengono CMR 10.27; 6, Oumar Loun SEN 10.42; 7, Mathew Quinn RSA 10.46; Llewellyn Bredwood JAM DNS

Heat 3: 1, Lewis-Francis 9.97w; 2, Thompson 10.03; 3, Surin 10.11; 4, Tommi Hartonen FIN 10.21; 5, Saleem Al-Yami KSA 10.21; 6, Fabrice Calligny FRA 10.22; 7, Eric N'Dri CIV 10.29; 8, Tim Goebel GER 10.31

Heat 4: 1, Chambers 9.97w; 2, Asahara 10.06; 3, Zakari 10.11; 4, Aham Okeke NOR 10.15; 5, Jamal Al-Saffar KSA 10.17; 6, Piotr Balcerzak POL 10.33; 7, David Patros FRA 10.34; Antoine Boussombo GAB DNS

Heat 5: 1, Williams 9.95w; 2, Malcolm 10.09; 3, Shirvington 10.14; 4, Kenneth Andam GHA 10.26; 5, Gennadiy Chernovol KAZ 10.28; 6, Chinedu Orialla NGR 10.30; 7, Jacey Harper TTO 10.45; 8, Ibrahim Mettè C IV 10.46

Semi-finals (First 4 to final) (Aug 5)

Heat 1: (-1.2) 1, Greene 10.01; 2, Boldon 10.12; 3, Collins 10.12; 4, Zakari 10.17; 5, Mark Lewis Francis GBR 10.26; 6, Donovan Bailey CAN 10.33; 7, Nobuharu Asahara JPN 10.33; 8, Troy Douglas NED 10.47

Heat 2: (-1.7) 1, Williams 10.06; 2, Chambers 10.10; 3, Malcolm 10.24; 4, Uchenna Emedolu NGR 10.29; 5, Obadele Thompson BAR 10.31; 6, Matt Shirvington AUS 10.32; 7, Bruny Surin CAN 11.39; Montgomery DQ (r40.8) (10.07)

Konstantin Furak UKR 10.46; 5, Markus Pöyhönen FIN 10.63; 6, Gian Nicola Berardi SMR 10.47; 7, Reginaldo Micha Ndong GEQ 11.47; 8, Devi Bahadur Basnet NEP 11.47

Heat 5: (1.7) 1, Brown 10.10; 2, Ribeiro 10.20; 3, Suryo Agung Wibowo INA 10.64; 4, Sayon Cooper LBR 10.67; 5, Jay Jay Capelle NRU 11.49; 6, Kaewanteti Wwatiera KR 11.86; Montgomery DQ (r40.1) (10.07)

Heat 6: (0.5) 1, Drummond 10.22; 2, Nthépé 10.30; 3, Osovnikar 10.31; 4, Aziz Zakari GHA 10.48; 5, Chiang Wai Hung HKG 10.70; 6, Arben Makaj ALB 10.87; 7, Nodjaldim Mobeke CHA 11.38; 8, Assad Ahmadi AFG 11.99

Heat 7: (0.1) 1, Shirvington 10.30; 2, Némethi 10.37; 3, Prodromos Katsantonis CYP 10.46; 4, Saleem Al-Yami KSA 10.51; 5, Serge Bengono CMR 10.56; 6, John Howard FSM 11.08; 7, Nay Aung MYA 11.37; Chambers DQ (r40.8) (10.33)

Heat 8: (-0.6) 1, Nkansah 10.18; 2, Greene 10.18; 3, Emedolu 10.22; 4, Marc Burns TTO 10.28; 5, Churandy Martina AHO 10.35; 6, Xuan Tran Van VIE 10.78; 7, Mohd Yusof Alias SIN 11.02; 8, Mohammed Shamsuddin BAN 11.18

Heat 9: (0.9) 1, Powell 10.05; 2, Collins 10.09; 3, Myles-Mills 10.25; 4, Anson Henry CAN 10.33; 5, Eric Ndri CIV 10.38; 6, Aaron Egbele NGR 10.43; 7, Andre Blackman GUY 10.86; 8, Zoran Josifovski MKD 11.63

Heat 10: (0.7) 1, Aliu 10.19; 2, Thomas 10.21; 3, Boldon 10.23; 4, Pogon 10.26; 5, Roger Anguano-Moke GCO 10.50; 6, Sébastien Gattuso MON 10.94; 7, Jason Molisingi VAN 11.20; 8, Somphavanh Somchanavong LAO 11.43

Second round (First 4 to semi-finals) (Aug 24)

Heat 1: (0.6) 1, Williams 10.12; 2, Vries 10.18; 3, Asahara 10.23; 4, Aimé-Issa Nthépé FRA 10.25; 5, Leo Myles-Mills GHA 10.25; 6, Matt Shirvington AUS 10.28; 7, Gábor Dobos HUN 10.34; Montgomery DQ (r40.8) (10.04)

Heat 2: (0.7) 1, Boldon 10.09; 2, Emedolu 10.13; 3, Macrozonaris 10.16; =4, Pogon & Thomas 10.23; 6, Patrick Johnson AUS 10.27; Asafa Powell JAM DQ (r162.7); Jon Drummond USA DQ (r162.7)

Heat 3: (0.1) 1, Brown 10.01; 2, Campbell 10.14; 3, Nkansah 10.15; 4, Lewis-Francis 10.18; 5, Yörgos Theodorides GRE 10.25; 6, Michael Frater JAM 10.25; 7, Matic Osovnikar SLO 10.35; 8, Gennadiy Chernovol KAZ 10.42

Heat 4: (0.6) 1, Collins 10.02; 2, Greene 10.04; 3, Aliu 10.04; 4, Obadele Thompson BAR 10.14; 5, Édson Ribeiro BRA 10.28; 6, Chen Haijian CHN 10.32; 7, Roland Németh HUN 10.40; Chambers DQ (r40.8) (10.03)

Semi-finals (First 4 to final) (Aug 25)

Heat 1: (0.5) 1, Williams 10.11; 2, Emedolu 10.15; 3, Collins 10.16; 4, Nicolas Macrozonaris CAN 10.27; 5, Eric Nkansah GHA 10.39; 6, Nobuharu Asahara JPN 10.42; 7, Mark Lewis-Francis GBR 10.44; Montgomery DQ (r40.1) (10.14)

Heat 2: (0.6) 1, Brown 10.11; 2, Campbell 10.12; 3, Aliu 10.14; 4, Dwight Thomas JAM 10.19; 5, Ato Boldon TTO 10.22; 6, Ronald Pogon FRA 10.25; 7, Maurice Greene USA 10.37; 8, Sherwin Vries RSA 11.41; Chambers DQ (r40.8) (10.06)

Paris 2003

Final (Aug 25) (0.0)

			To 1000th
1,	Kim Collins	SKN	10.07 0.148 (10.065)
2,	Darrel Brown	TTO	10.08 0.152 (10.073)
3,	Darren Campbell	GBR	10.08 0.112 (10.076)
4,	Bernard Williams	USA	10.13 0.133 (10.128)
5,	Deji Aliu	NGR	10.21 0.132 (10.205)
6,	Uchenna Emedolu	NGR	10.22 0.164 (10.211)
	Dwain Chambers	GBR	DQ (r40.8) 0.145 (10.079)
	Tim Montgomery	USA	DQ (r40.8) 0.140 (10.101)
			(10.11)

Kim Collins was a popular albeit narrow winner from the inside lane. It was the closest finish yet to a major 100m, with just 11 thousandths covering the first three. Yet the three US Edmonton medallists were not factors. Maurice Greene placed eighth in his semi, injured, while Montgomery and Williams placed fourth and fifth in the final. Silver medallist Brown had broken the world junior record in the third heat of the second round, but that stage of the contest was overshadowed by the antics of Jon Drummond.

At the 2001 IAAF Congress, a rule change was approved which meant that any athlete causing a second false start would be automatically disqualified. The new rule was applied from January 1, 2003 with the desired effect of generally reducing the number of false starts. Paris was the first World Championships with the new ruling, and it was followed smoothly in the first round. One by one, three men were disqualified and each was escorted from the track to sympathetic applause.

In the second of the quarter-finals, there was an initial false start by Dwight Thomas of Jamaica. A yellow card was then shown to all eight starters as a warning that a further false start would result in disqualification. The recall gun went off again and this time a red card was shown to both Drummond (reaction 0.052 compared with the allowable threshold of 0.1) and Asafa Powell (0.086). Replays did appear to show that Drummond's foot twitched in the blocks, but he did not accept his fate. While Powell waited in hope behind the start, the 34 year-old American – a relay gold medallist in 1993 and 1999 – remonstrated with judges, stirred up the crowd and lay down on the track. Even when he did leave the arena, it proved impossible to start the race because of crowd noise in reaction to the affair. The heat was eventually staged after the third and fourth quarter-finals, around 55 minutes late. Later, Drummond was disqualified from the entire championships "for behaviour likely to bring the sport into disrepute."

There was a further unwanted footnote. Dwain Chambers – the Seville bronze medallist – was disqualified in retrospect after it was found that he had committed a doping violation on August 1. He had originally been part of the blanket finish, placing fourth, just three thousandths behind Campbell. Two years later, Tim Montgomery's disqualification was also confirmed (see report of the 2001 100m). He had originally placed fifth.

First round (First 3 & 2 fastest to second round) (Aug 24)

Heat 1: (0.7) 1, Thompson 10.15; 2, Theodorides 10.17; 3, Lewis-Francis 10.17; 4, Jarbas Mascarenhas BRA 10.36; 5, Darren Gilmore TTO 10.60; 6, Abubaker El Tawegheri LBA 10.96; 7, Hadhari Djafar COM 11.05

Heat 2: (0.8) 1, Williams 10.19; 2, Vries 10.20; 3, Dobos 10.22; 4, Asahara 10.23; 5, Souhalia Alarom BEN 10.46; 6, Khalil Al-Hananeh JOR 10.81; 7, Patrick Mocco-Raoufé GAB 11.03; Vahagn Javakhyan ARM DQ (r162.7)

Heat 3: (0.0) 1, Johnson 10.29; 2, Frater 10.32; 3, Chernovol 10.33; 4, Alexander Kosenkow GER 10.36; 5, Idrissa Sanou BUR 10.42; Mohamed Tamim LIB DQ (r162.7); Maghawe Maseko SWZ DQ (r162.7)

Heat 4: (-0.2) 1, Campbell 10.18; 2, Macrozonaris 10.23; 3, Chen 10.31; 4,

Helsinki 2005

Final (Aug 7) (0.4)

1,	Justin Gatlin	USA	9.88	0.157
2,	Michael Frater	JAM	10.05	0.141
3,	Kim Collins	SKN	10.05	0.146
4,	Francis Obikwelu	POR	10.07	0.134
5,	Dwight Thomas	JAM	10.09	0.138
6,	Leonard Scott	USA	10.13	0.123
7,	Marc Burns	TTO	10.14	0.165
8,	Aziz Zakari	GHA	10.20	0.131

Until two weeks prior to the championships this was one of the most eagerly anticipated events. Then, the world record setter Asafa Powell was injured in London, and the race lost some of its gloss. Six of the heats were won in 10.19 or quicker, with Scott the fastest in 10.12. The second round saw Paris silver medallist Darrel Brown produce the fastest time (10.10) in the final heat, which saw five men qualify for the semi-finals. Olympic Champion and hot favourite Gatlin had won his heat and second round without pressing, but in the semi-finals he led by a metre before easing up in 9.99. The first heat had been won by Scott in 10.09 with a light following wind (0.5), while Gatlin's time had been run into a 1.0 wind – making Britain's Jason Gardener somewhat unlucky not to make the final after running 10.08 in Gatlin's heat.

Scott, always a good starter, headed the field in the final after reacting fastest and driving powerfully out of the blocks. By 30m he was half a metre up on the field, with Collins and the slow-starting Gatlin battling for second. At 60m Gatlin had caught Scott, and the heavily-muscled (1.81/84kg) Scott began to fade, and Gatlin surged ahead. By the finish he was almost 2m clear. Texas Christian University graduates Frater and Collins filled the lesser medal positions. The race was run at 9.30pm with the temperature at 18°C, less than perfect conditions for a fast time.

"Even if Asafa had been in the race I'd have been number one," said Gatlin, who went on to win the Helsinki 200m. "I'm the one who came to the big dance and stopped the show."

Gatlin was suspended for four years in April 2006 when he failed a doping control test for testosterone. He has subsequently returned to the highest level.

First round (First 3 & 8 fastest to second round) (Aug 6)

Heat 1: (0.6) 1, Obikwelu 10.17; 2, Crawford 10.23; 3, Collio 10.27; 4, Macrozonis CAN 10.40; 5, Philam Garcia GUM 10.79; 6, Derrick Atkins BAH 11.57; 7, Harmon Harmon COK 11.84; 8, Mariuti Uan KIR 11.92

Heat 2: (0.9) 1, Pogon 10.15; 2, Waugh 10.16; 3, Fasuba 10.19; 4, Hoogmoed 10.31; 5, Chyia 10.39; 6, Shameer Ayub SIN 10.82; 7, Chi Kun Au MAC 11.11

Heat 3: (0.9) 1, Thomas 10.15; 2, Johnson 10.20; 3, Brown 10.25; 4, Osovnikar 10.40; 5, Markus Pöyhönen FIN 10.49; 6, Souhaila Alamu BEN 10.90; 7, Wally Kinkela PNG 11.01

Heat 4: (0.4) 1, Gatlin 10.16; 2, Ross 10.23; 3, Asahara 10.40; 4, Lewis-Francis 10.40; 5, Leigh Julius RSA 10.51; 6, Darrel Roligat NMI 11.49; 7, Daraphrit Sam CAM 11.85

Heat 5: (2.0) 1, Scott 10.12; 2, Emedolu 10.17; 3, Harper 10.31; 4, Thompson 10.32; 5, Pierre Browne CAN 10.50; 6, Deamo Baguga NRU 11.64; 7, Phomma Kheibamavong LAO 11.83

Heat 6: (0.4) 1, Devonish 10.25; 2, Burns 10.42; 3, Martina 10.46; 4, Thalasang Molapisi BOT 10.71; 5, Vazaldes Nascimento STP 11.07; 6, John Howard FSM 11.24; 7, Ali Shareef MDV 11.44; Eric N'Dri CIV DNF

Heat 7: (0.3) 1, Collins 10.31; 2, Frater 10.32; 3, Sanou 10.43; 4, Al-Yami 10.45; 5, Sainfleurl JAM 10.39; 6, Rolando Palacios HON 10.73; 7, Wilfried Bingangoye GAB 10.86; 8, Darren Gilford MLT 10.89

Heat 8: (-1.4) 1, Gardener GBR 10.19; 2, Zakari Gouza BR 10.30; 3, Aliu NGR 10.36; 4, Daniel Bailey ANT 10.49; 5, Claudio Roberto Souza HON 10.55; 6, Fonseca Neto ANG 11.01; 7, Reginaldo Micha Ndong GEQ 11.57

Second round (First 3 & 4 fastest to semi-finals) (Aug 6)

Heat 1: (2.0) 1, Gatlin 10.27; 2, Thomas 10.28; 3, Zakari 10.41; 4, Patrick Johnson AUS 10.48; 5, Mark Lewis-Francis GBR 10.53; 6, Nobuharu Asahara JPN 10.58; 7, Simone Collio ITA 10.60; Lukasz Chyia POL DNS

Heat 2: (-1.2) 1, Scott 10.19; 2, Fasuba 10.24; 3, Burns 10.29; 4, Collins 10.32; 5, Ainsley Waugh JAM 10.39; 6, Churandy Martina AHO 10.48; 7, Guus Hoogmoed NED 10.51; 8, Juan Sainfleurl DOM 10.74

Heat 3: (0.3) 1, Obikwelu 10.19; 2, Crawford 10.25; 3, Gardener 10.31; 4, Ross 10.31; 5, Deji Aliu NGR 10.39; 6, Jacey Harper TTO 10.39; 7, Matic Osovnikar SLO 10.48; 8, Nicolas Macrozonis CAN 10.48

Heat 4: (-1.0) 1, Brown 10.10; 2, Pogon 10.11; 3, Frater 10.12; 4, Emedolu 10.16; 5, Marlon Devonish GBR 10.20; 6, Obadele Thompson BAR 10.34; 7, Salem Mubarak Al-Yami KSA 10.48; 8, Idriasa Sanou BUR 10.80

Semi-finals (First 4 to final) (Aug 7)

Heat 1: (0.5) 1, Scott 10.08; 2, Frater 10.09; 3, Burns 10.12; 4, Obikwelu 10.13; 5, Olusoji Fasuba NGR 10.18; 6, Marlon Devonish GBR 10.24; 7, Joshua Ross AUS 10.27; 8, Shawn Crawford USA 10.28

Heat 2: (-1.0) 1, Gatlin 9.99; 2, Zakari 10.00; 3, Thomas 10.06; 4, Collins 10.07; 5, Jason Gardener GBR 10.08; 6, Uchenna Emedolu NGR 10.16; 7, Darrel Brown TTO 10.16; 8, Ronald Pogon FRA 10.17

great chance of winning.” The winner ran the two halves of his race in 5.59 and 4.26 compared with 5.62/4.29 by Atkins and 5.57/4.39 Powell.

First round (First 3 & 8 fastest to second round) (Aug 25)

Heat 1: (1.0) 1, Asahara 10.14; 2, Gay 10.19; 3, Vries 10.30; 4, Collins 10.34; 5, José Carlos Moreira BRA 10.46; 6, Muhammad Patoniah INA 10.92; 7, Tyrone Omar NMI 11.00; 8, Iovane Dovumtata FIJ 11.09; 9, Tim Natua KIR 11.51

Heat 2: (1.0) 1, Christian 10.16; 2, Pickering GBR 10.24; 3, Atkins BAH 10.25; 4, Fasuba NGR 10.27; 5, Sandro Viana BRA 10.46; 6, Darren Gilford MLT 10.92; 7, Keiron Rogers AIA 11.05; 8, Reginaldo Micha Ndong GEQ 11.59; 9, Tika Ram Tharu NEP 11.83

Heat 3: (-1.5) 1, Devonish 10.13; 2, Osovnikar 10.21; 3, Collio 10.22; 4, Gibraltar Pato Bangura SLE 10.50; 5, Béranger Bossé CAF 10.59; 6, Jaye Jaye Kerkela NRU 11.02; 7, Pao Hin Fong MAC 11.21; Francis Obikwelu POR DQ (r16.7)

Heat 4: (-1.5) 1, Thompson 10.29; 2, Henry 10.31; 3, Rodriguez 10.37; 4, Idriasa Sanou BUR 10.61; 5, Franklin Nazareno ECU 10.73; 6, Chris Meke Walasi SOL 11.07; 7, Sloane Santosa USA 12.64; 8, Mark Jelks USA 13.64

Heat 5: (-0.1) 1, Vizzaino 10.21; 2, Campbell 10.31; 3, de Lima 10.34; 4, Samuels 10.39; 5, Wilfried Bingangoye GAB 10.53; 6, Yahya Hassan Habbek KSA 10.65; 7, Aisea Tohi TGA 11.10; 8, Muhammad Haziq Haji Awang BRU 11.22

Heat 6: (1.5) 1, Bledman 10.29; 2, Powell 10.34; 3, Mbandjock 10.36; 4, Suci 10.38; 5, Holder da Silva GBS 10.68; 6, Ruslan Abbasov AZE 10.72; 7, Boriš Savić MNE 10.88; 8, Mousa Camara GUI 11.49; 9, Odingo Gordon MNT 11.58

Heat 7: (-0.1) 1, Carter 10.17; 2, Tsukahara 10.20; 3, Johnson 10.25; 4, La Mastra 10.27; 5, Sébastien Gattuso MON 10.55; 6, Jürgen Themen SUR 10.96; 7, Jack Howard FSM 11.03; 8, Dayne O'Hara NFI 11.86; Samuel Francis QAT DNF

Heat 8: (-1.0) 1, Martina 10.16; 2, Lewis-Francis 10.21; 3, Burns 10.22; 4, Ross 10.34; 5, Kuc 10.42; 6, Zumer 10.45; 7, Mourir Mahadi CHA 11.23; 8, Walid Anwar AFG 11.75

Second round (First 4 to semi-finals) (Aug 25)

Heat 1: (0.8) 1, Powell 10.01; 2, Atkins 10.02; 3, Osovnikar 10.14; 4, Asahara 10.16; 5, Rosario La Mastra ITA 10.32; 6, Dariusz Kuc POL 10.37; 7, Martial Mbandjock FRA 10.39; 8, Richard Thompson TTO 10.44

Heat 2: (-0.5) 1, Gay 10.06; 2, Devonish 10.13; 3, Fasuba 10.24; 4, Campbell 10.28; 5, Simone Collio ITA 10.31; 6, Keston Bledman TTO 10.33; 7, Ángel David Rodríguez ESP 10.39; 8, Jan Zumer SLO 10.44

Heat 3: (-0.6) 1, Martina 10.10; 2, Lewis-Francis 10.17; 3, Henry 10.20; 4, Carter 10.23; 5, J-Mee Samuels USA 10.29; 6, Patrick Johnson AUS 10.29; 7, Sherwin Vries RSA 10.36; 8, Florin Suci ROU 10.41

Heat 4: (-0.5) 1, Pickering 10.21; 2, Burns 10.21; 3, Christian 10.26; 4, Collins 10.30; 5, Naoki Tsukahara JPN 10.31; 6, Vicente de Lima BRA 10.38; 7, Henry Vizzaino CUB 10.40; 8, Joshua Ross AUS 10.42

Semi-finals (First 4 to final) (Aug 26)

Heat 1: (0.3) 1, Atkins 10.04; 2, Powell 10.08; 3, Osovnikar 10.17; 4, Burns 10.21; 5, Kim Collins SKN 10.21; 6, Craig Pickering GBR 10.29; 7, Brendan Christian ANT 10.29; 8, Nobuharu Asahara JPN 10.36

Heat 2: (0.1) 1, Gay 10.00; 2, Devonish 10.12; 3, Martina 10.10; 4, Fasuba 10.18; 5, Mark Lewis-Francis GBR 10.16; 6, Anson Henry CAN 10.20; 7, Nesta Carter JAM 10.28; 8, Clement Campbell JAM 10.28

Osaka 2007

Final (Aug 26) (-0.5)

1,	Tyson Gay	USA	9.85	0.143
2,	Derrick Atkins	BAH	9.91	0.137
3,	Asafa Powell	JAM	9.96	0.145
4,	Olusoji Fasuba	NGR	10.07	0.130
5,	Churandy Martina	AHO	10.08	0.180
6,	Marlon Devonish	GBR	10.14	0.149
7,	Matic Osovnikar	SLO	10.23	0.172
8,	Marc Burns	TTO	10.29	0.166

There were two principals, Gay who had run 9.84 in the US Championships, while world record holder Powell, recovering from an injury, had a 9.90 to his credit from July. After Devonish had been fastest in the heats, the quarter-finals saw the contenders easing back, as Powell ran 10.01, coming off the throttle at 60m. In the semi-finals Powell again shut down, and was headed by Atkins, while Gay won the other race in 10.00. A feature of the preliminaries was the failure of Gay's compatriots. Jelks was injured and Samuels eliminated in the quarter-finals.

For the first time in world championship 100m history, athletes from eight different countries qualified for the final. In the big race Powell was off quicker than his rivals, and he was a half metre ahead by 30m (3.83 for Powell, 3.86 for Gay), with Atkins a fraction behind the American. Powell still held the lead by two hundredths at 60m (6.42), but the Jamaican was beginning to tense up. Gay caught him at 70m, before surging away to win from Atkins, who himself caught Powell just after 90m. The Jamaican admitted that he “just panicked and tightened up”, while Gay noted that “at about 70m I knew I had a

Berlin 2009

Final (Aug 16) (0.9)

1,	Usain Bolt	JAM	9.58 ^{WR}	0.146
2,	Tyson Gay	USA	9.71	0.144
3,	Asafa Powell	JAM	9.84	0.134
4,	Daniel Bailey	ANT	9.93	0.129
5,	Richard Thompson	TTO	9.93	0.119
6,	Dwain Chambers	GBR	10.00	0.123
7,	Marc Burns	TTO	10.00	0.165
8,	Darvis Patton	USA	10.34	0.149

The three favourites took things very easy in the first round with Gay (10.16) running the fastest time of the morning and Bolt (10.20) looking very relaxed. Powell was too relaxed, and eased off so much that he almost missed qualifying. He returned with the fastest time of the second round (9.95).

A frisson of shock ran through the crowd when Bolt false-started in the first semi-final. The Jamaican took an early lead when the field did get away, and was a body length clear at 70m before easing down to win in 8.99. The second semi-final featured a poor start by Gay, and a smooth pickup by Powell. Gay eventually took the lead with 10m to go.

With expectations high of a special performance from Bolt, the field got away first time in the final, with Bolt marginally ahead of the field by 20m. From that point on, Bolt was quicker than the opposition with each stride. Despite the fact that Tyson Gay was operating at US record pace, Bolt effortlessly and majestically flowed away. By 60m – reached in an unprecedented 6.31 – Bolt was clearly ahead of Gay (6.39) and Powell (6.42). By 80m Bolt (7.92) was about a metre clear

of Gay (8.01), with Powell (8.10) easing off slightly in the knowledge that he would place no better than third.

In Beijing exactly one year earlier, Bolt shut down at this point but still set a world record 9.69. This time he continued running hard and the result was 9.58 (9.572), while Gay ran a magnificent 9.71 (9.705). Less than a metre covered the next four, with Bailey just edging Thompson for fourth by 0.004, and Chambers an identically small margin ahead of Burns for sixth. The Trinidadian thus went one better than in Osaka.

First round (First 3 & 4 fastest to second round) (Aug 15)

Heat 1: (-0.4) 1, Frater 10.30; 2, Abrantes 10.41; 3, Kimura 10.47; 4, Simone Collio ITA 10.49; 5, Matic Osovnikar SLO 10.52; 6, Bèrenger Bossé CAF 10.55; 7, Jack Iroga SOL 10.98; Dominic Carroll GIB DNF

Heat 2: (-0.2) 1, Patton 10.26; 2, Di Gregorio 10.35; 3, Eriguchi 10.38; 4, Barakat Al-Harhi OMA 10.41; 5, Stefan Schwab GER 10.50; 6, Liqat Ali PAK 10.64; 7, Omar Bella Bah GUI 11.20

Heat 3: (-0.4) 1, Mbandjock 10.28; 2, Metu 10.38; 3, Powell 10.38; 4, Aziz Ouhadi MAR 10.40; 5, Derrick Atkins BAH 10.44; 6, Ivano Bucui SMR 11.24; 7, Leon Mengloi PLW 11.60

Heat 4: (-0.1) 1, Chambers 10.10; 2, Fasuba 10.31; 3, Edwards 10.32; 4, Ben Yousef Meité CIV 10.41; 5, Shehan Abeypitayage SRI 10.53; 6, Wilfried Bingangoye GAB 10.62; 7, Mohamed Faisal BRU 11.12; 8, Massoud Aziz AFG 11.79

Heat 5: (-0.7) 1, Bailey 10.26; 2, Ndure 10.35; 3, Griffith 10.37; 4, Tobias Unger GER 10.42; 5, Adrian Durant ISV 10.46; 6, Jurgen Themen SUR 11.24; 7, Yondan Nemele FSM 11.78

Heat 6: (-0.8) 1, Lemaître 10.23; 2, Burns 10.39; 3, Kuć 10.46; 4, Ryan Moseley AUT 10.58; 5, Franklin Nazareno ECU 10.71; 6, Tsui Chi Ho HKG 10.77; 7, Mohamed Masudul Karim BAN 11.32; 8, Quaski Itaita NRU 11.76

Heat 7: (0.4) 1, Hinds 10.30; 2, Williamson 10.34; 3, Pogon 10.35; 4, Keller 10.35; 5, Rodríguez 10.39; 6, Basilio de Moraes BRA 10.54; 7, Denvil Ruan IA 11.31; 8, Soulsack Silisavadymao LAO 11.66

Heat 8: (0.0) 1, Francis 10.21; 2, Callander 10.24; 3, Martina 10.26; 4, Grueso 10.27; 5, Palacios 10.28; 6, Lumin Fernando INA 10.76; 7, Hussain Haleem MDV 11.00; 8, Su Wai'ou Sanneh GAM 11.02

Heat 9: (-0.5) 1, Bolt 10.20; 2, Phiri 10.30; 3, Oghoheheneano 10.30; 4, Bryan Barnett CAN 10.42; 5, José Carlos Moreira BRA 10.55; 6, Aisea Tohi TGA 11.32; 7, Okilani Tinilau TUV 11.57

Heat 10: (-0.4) 1, Thompson 10.36; 2, Edgar 10.42; 3, Magakwe 10.54; 4, Aziz Zakari GHA 10.57; 5, Idriisa Sanou BUR 10.74; 6, Youssouf Mhadjoub COM 10.89; 7, Desislav Gunev BUL 11.07; 8, Nooa Takaoka KIR 11.74

Heat 11: (-0.2) 1, Gaj 10.16; 2, Collins 10.28; 3, Cerutti 10.36; 4, Kemar Hyman CAY 10.59; 5, Carlos Jorge DOM 10.73; 6, Aaron Victorian ASA 11.37; 7, Tiraa Arere COK 11.55

Heat 12: (-0.4) 1, Rodgers 10.25; 2, Tsukahara 10.28; 3, Harris 10.35; 4, Ramon Gittens BAR 10.47; 5, Cédric Nabe SUI 10.51; 6, Danny D'Souza SEY 10.92; 7, Phillip Poznaniski MHL 11.97; 8, Clayton Kenty NMI 12.29

Second round (First 3 & 1 fastest to semi-finals) (Aug 15)

Heat 1: (-0.7) 1, Chambers 10.04; 2, Thompson 10.08; 3, Mbandjock 10.22; 4, Emanuele Di Gregorio ITA 10.26; 5, Adam Harris GUY 10.39; 6, Arnaldo Abrantes POR 10.40; 7, Martin Keller GER 10.40; 8, Masashi Eriguchi JPN 10.45

Heat 2: (0.4) 1, Rodgers 10.01; 2, Edgar 10.12; 3, Tsukahara 10.15; 4, Phiri 10.16; 5, Oghoheheneano NGR 10.19; 6, Simon Magakwe RSA 10.71; 7, Daniel Grueso COL DQ (r162.7); Christophe Lemaître FRA DQ (r162.7)

Heat 3: (-0.4) 1, Powell 9.95; 2, Patton 10.05; 3, Burns 10.12; 4, Kim Collins SKN 10.20; 5, Samuel Francis QAT 10.20; 6, Olusoji Fasuba NGR 10.25; 7, Ronald Pogon FRA 10.27; 8, Shintaro Kimura JPN 10.54

Heat 4: (0.1) 1, Gaj 9.98; 2, Frater 10.09; 3, Ndure 10.16; 4, Andrew Hinds BAR 10.23; 5, Adrian Griffith BAH 10.28; 6, Obinna Metu NGR 10.36; 7, Fabio Cerutti ITA 10.37; 8, Angel David Rodríguez ESP 10.39

Heat 5: (0.1) 1, Bailey 10.02; 2, Bolt 10.03; 3, Edwards 10.15; 4, Churandy Martina AO 10.19; 5, Simeon Williamson GBR 10.23; 6, Rolando Paliano HON 10.24; 7, Emmanuel Callander TTO 10.27; 8, Dariusz Kuć POL 10.38

Semi-finals (First 4 to final) (Aug 16)

Heat 1: (0.2) 1, Bolt 9.89; 2, Bailey 9.96; 3, Patton 9.98; 4, Burns 10.01; 5, Mike Rodgers USA 10.04; 6, Martial Mbandjock FRA 10.18; 7, Jaysuma Saïdy Ndure NOR 10.20; Tyrone Edgar GBR DQ (r162.7)

Heat 2: (-0.2) 1, Gaj 9.93; 2, Powell 9.95; 3, Thompson 9.98; 4, Chambers 10.04; 5, Michael Frater JAM 10.14; 6, Rae Edwards USA 10.14; 7, Gerald Phiri ZAM 10.19; 8, Naoki Tsukahara JPN 10.25

The defining moment of the 2011 World Championships came at 20:43 on Sunday, August 28 when at the beginning of the 100m final, the biggest name in athletics – Usain Bolt – was disqualified for a false start. The Jamaican star immediately knew he was at fault and ripped off his shirt in disgust as soon as the runners were recalled. The equipment showed that he had moved 0.104 before the gun. After the shocked crowd fell silent, the race got off at the second time of asking, with 2003 champion Collins taking a small but clear lead from Bolt's training partner Blake. It took the Jamaican 50m to catch the 2003 champion, but he then went clear to win by almost two metres from Dix, who just caught Collins on the line. It was felt that the winning time was worth around 9.85 in windless conditions.

Unlike Jon Drummond eight years earlier, Bolt did not complain about the rules. "Looking for tears?" he asked a small group of reporters after the race. "Not going to happen. I'm okay." There were a total of 10 false start disqualifications in Daegu compared with three in Berlin and five in Osaka, though of course in those years there were many more false starts allowed as the instant disqualification rule did not come into force until January 2010.

A first for these championships was the staging of a "preliminary" round for athletes in the 100m who did not have at least a Daegu "B" qualifying time (10.25). Those who advanced from that stage joined the pre-qualified performers in the first of three remaining rounds.

Preliminary round (First 3 & 1 fastest time to "First" round) (Aug 27)

Heat 1: (1.7) 1, Haroun 10.44; 2, Rogers 10.55; 3, Themen 10.84; 4, George Pine KIR 11.34; 5, Kitavanah Kounatavong LAO 11.62; 6, Joshua Jeremiah NRU 11.44; 7, Okilani Tinilau TUV 11.58; 8, Christopher Lima Da Costa STP 11.61

Heat 2: (1.2) 1, Ho 10.45; 2, Fadlin 10.70; 3, Tharu 11.04; 4, Rodman Teltull PLW 11.31; 5, Mohamed Ghassam Ahmed Taled MYN 11.50; 6, Massoud Azizi AFG 11.64; 7, John Howard FSM 11.71; 8, Kim Gook-YOUNG KOR DQ (r162.7)

Heat 3: (-1.3) 1, Kobéané 10.64; 2, Goeloe 10.73; 3, Ee 10.76; 4, Kimbembe 10.85; 5, Joseph Andy Lui TGA 11.48; 6, Bledae Jarry LBR 11.49; 7, Ah Chong Sam Chong SAM 12.36; 8, Orrin Ogumoro Pharrin NMI 12.60

Heat 4: (-0.9) 1, Ilin 10.86; 2, Toyb 11.07; 3, Karl Farrugia MLT 11.21; 4, Francis Manioru SOL 11.28; 5, Federico Gorrieri SMR 11.42; 6, Sogelau Tuvalu ASA 15.66; Imran DQ (r40.8) (10.77)

First round (First 3 & 3 fastest to semi-finals) (Aug 27)

Heat 1: (-1.7) 1, Collins 10.13; 2, Kimmons 10.32; 3, Thompson 10.34; 4, Su Wai'ou Sanneh GAM 10.50; 5, Ronalds Arjais LAT 10.52; 6, Peter Emelieze NGR 10.58; 7, Delivert Kimbembe CGO 10.94; Adrian Griffith BAH DQ (r162.7)

Heat 2: (-1.7) 1, Dix 10.25; 2, Aikines-Aryeetey 10.28; 3, Bledman 10.32; 4, Hinds 10.41; 5, Jason Smyth IRL 10.57; 6, Egwero Ogho-Ogene NGR 10.57; 7, Geronimo Goeloe ARU 10.84; 8, Mohd Fadlin INA 11.10

Heat 3: (-1.0) 1, Lemaître 10.14; 2, Gatlin 10.31; 3, Martina 10.32; 4, Devonish 10.34; 5, Carlos Jorge DOM 10.62; 6, Gabriel Mvumvure ZIM 10.63; 7, Keiron Rogers AIA 10.96; 8, Dmitriy Ilin KGZ 11.00

Heat 4: (-1.3) 1, Blake 10.12; 2, Vicaut 10.25; 3, Makusha 10.31; 4, Warner 10.33; 5, Ramon Gittens BAR 10.42; 6, Ben Yousef Meité CIV 10.45; 7, Gérard Kobané BUR 10.59; 8, Jurgen Themen SUR 10.94

Heat 5: (-1.2) 1, Carter 10.20; 2, Bailey 10.34; 3, Ouhadi 10.42; 4, Rytis Sakalauskas LTU 10.45; 5, Marek Niit EST 10.53; 6, Aziz Zakari GHA 10.55; 7, Gary Yeo Foo Ee SUI 10.85; Hadi Md Nor Imran MAS DQ (r40.8) (10.75)

Heat 6: (-0.7) 1, Bolt 10.10; 2, Chambers 10.28; 3, Rodríguez 10.37; 4, Simon Magakwe 10.53; 5, Nilson Anderson 10.54; 6, Gerald Phiri 10.60; 7, Abdouraim Haroun 10.72; 8, Moudjib Toyb 11.12

Heat 7: (-1.2) 1, Frater 10.26; 2, Ndure 10.33; 3, Kuć 10.36; 4, Reto Schenkel SUI 10.44; 5, Aaron Armstrong TTO 10.48; 6, Álvaro Gómez COL 10.62; 7, Tsui Chi Ho HKG 10.65; 8, Tilak Ram Tharu NEP 11.32

Semi-finals (First 2 & 2 fastest to final) (Aug 28)

Heat 1: (-0.4) 1, Blake 9.95; 2, Dix 10.05; 3, Vicaut 10.10; 4, Bailey 10.14 (10.136); 5, Keston Bledman TTO 10.14 (10.139); 6, Andrew Hinds BAR 10.32; 7, Ángel David Rodríguez ESP 10.49; Dwaïn Chambers GBR DQ (r162.7)

Heat 2: (-1.0) 1, Bolt 10.05; 2, Lemaître 10.11; 3, Richard Thompson TTO 10.20; 4, Trell Kimmons USA 10.21; 5, Jaysuma Saïdy Ndure NOR 10.21; 6, Michael Frater JAM 10.23; 7, Marlon Devonish GBR 10.25; 8, Dariusz Kuć POL 10.51

Heat 3: (-0.8) 1, Collins 10.08; 2, Carter 10.16; 3, Harry Aikines-Aryeetey GBR 10.23; 4, Justin Gatlin USA 10.23; 5, Ngonidzaishe Makusha ZIM 10.27; 6, Churandy Martina NED 10.29; 7, Aziz Ouhadi MAR 10.45; 8, Justyn Warner CAN 10.47

Daegu 2011

Final (Aug 28) (-1.4)

1,	Yohan Blake	JAM	9.92	0.174
2,	Walter Dix	USA	10.08	0.175
3,	Kim Collins	SKN	10.09	0.155
4,	Christophe Lemaître	FRA	10.19	0.179
5,	Daniel Bailey	ANT	10.26	0.165
6,	Jimmy Vicaut	FRA	10.27	0.162
7,	Nesta Carter	JAM	10.95	0.154
	Usain Bolt	JAM	DQ (r162.7)	-0.104

Moscow 2013

Final (Aug 11) (-0.3)

1,	Usain Bolt	JAM	9.77	0.163
2,	Justin Gatlin	USA	9.85	0.163
3,	Nesta Carter	JAM	9.95	0.157

4,	Kemar Bailey-Cole	JAM	9.98	0.186
5,	Nickel Ashmeade	JAM	9.98	0.142
6,	Mike Rodgers	USA	10.04	0.158
7,	Christophe Lemaitre	FRA	10.06	0.154
8,	James Dasaolu	GBR	10.21	0.177

This event was overshadowed when in July 2013, it was announced that two of the biggest names in sprinting – Tyson Gay and Asafa Powell – had each failed doping tests. Gay at the US Championships on June 23 and Powell at his own national championships two days earlier. With Yohan Blake injured, returning drug offender Gatlin appeared to be the biggest opponent to Bolt as both set out to win back this particular title. In Rome on June 6, the American had beaten the Jamaican, 9.95 to 9.96.

In spite of all the big absentees, Zhang found that a Chinese record of exactly ten seconds (10.000) was not enough to reach the final, in which Gatlin and Bolt were drawn next to each other. Before the finalists went to their marks, the rain started falling and Bolt mimed the opening and raising of an umbrella.

After the starting gun fired, Gatlin and Bolt registered the same reaction time of 0.163. The American translated that into a quicker pick-up and led until Bolt caught him at the 55m mark. The Jamaican then cruised away to win by a metre. Three more Jamaicans followed in places 3-4-5.

At the instant of Bolt's victory, one of the defining moments of any World Championships was captured by a remote control camera. French photographer Olivier Morin had positioned his device to get a wide shot of the finish of the race with the rim of the stadium roof and sky in the background. One of his pictures showed a lightning flash overhead just as Bolt crossed the line on the rainsoaked track. "It's luck and luck only," said Morin.

Preliminary round (First 2 & 3 fastest to first round) (Aug 10)

Heat 1: (-0.4) 1, Bailey 10.51; 2, da Silva 10.59; 3, Riste Pandev MKD 10.97; 4, Faresa Kapsi ASA 11.21; 5, Mikel De Sa AND 11.24; 6, Daniel Philimon VAN 11.53; 7, Christopher Lima Da Costa STP 11.79

Heat 2: (0.3) 1, Brednev 10.49; 2, Bologo 10.51; 3, Sapwaturrahman 10.75; 4, Keiron Rogers AIA 10.80; 5, Jesus T. Iguel NMA 11.65; 6, Roman Cross MHL 11.65; 7, Gauthier Okawe GAB 11.83; 8, McCaffrey Gilmete FSM 11.86

Heat 3: (-0.5) 1, Al-Harhi 10.47; 2, Tabakaucoro 10.53; 3, Adam 10.56; 4, Hugues Tshyinga Mafo COD 11.11; 5, Md. Mesbah Ahmed BAN 11.23; 6, Michael Alicko GUM 11.39; 7, Okilani Tinilau TUV 11.57

Heat 4: (-0.4) 1, Loong 10.52; 2, Burns 10.63; 3, Alberg 10.70; 4, Delivert Kimbembe CGO 10.77; 5, Mohammed Abukhousa PLE 10.87; 6, Danielsan Martins CPV 10.92; 7, Siueni Filimone TGA 10.93; 8, Massoud Azizi AFG 11.78

First round (First 3 & 3 fastest to semi-finals) (Aug 10)

Heat 1 (-0.2) 1, Bailey-Cole 10.02; 2, Lemaitre 10.12; 3, Mvumvure 10.28; 4, Adam Harris GUY 10.30; 5, Martin Keller GER 10.32; 6, Su Wai'bou Sanneh GAM 10.46; 7, Innocent Bologo BUR 10.57; 8, Calvin Kang Li Loong SIN 10.66

Heat 2: (-0.4) 1, Carter 10.11; 2, Martina 10.17; 3, Smellie 10.30; 4, Yoshihide Kiryu JPN 10.31; 5, Andrew Hinds BAR 10.38; 6, Adam Zavacky SVK 10.46; 7, Alex Quiñonez ECU 10.50; 8, Irfish Alberg SUR DNF

Heat 3: (-0.3) 1, Gatlin 9.99; 2, Bledman 10.02; 3, Chambers 10.14; 4, Adams 10.18; 5, Sam Effah CAN 10.21; 6, Shavez Hart BAH 10.36; 7, Akani Simbini RSA 10.38; 8, Idriisa Adam CMR 10.70

Heat 4: (-0.2) 1, Zhang 10.04; 2, Thompson 10.14; 3, Rogers 10.19; 4, Dasaolu 10.20; 5, Julian Reus GER 10.27; 6, Denis Dimitrov BUL 10.29; 7, Barakat Al-Harhi OMA 10.53; 8, Shernyl Burns MNT 10.69

Heat 5: (-0.1) 1, Vicaut 10.06; 2, Brown 10.15; 3, Francis 10.21; 4, Ángel David Rodríguez ESP 10.23; 5, Charles Silmon USA 10.34; 6, Reza Ghaseini IRI 10.46; 7, Aleksandr Brednev RUS 10.52; 8, Holder da Silva GBS 10.70

Heat 6: (-0.1) 1, Rodgers 9.98; 2, Ashmeade 10.12; 3, Aikines-Aryeetey 10.16; 4, Su 10.16; 5, Egewero Ogno-Ogene NGR 10.26; 6, Daniel Bailey ANT 10.45; 7, Ratu Banuve Tabakaucoro FIJ 10.53; 8, Hassan Taftian IRI 10.57

Heat 7: (-0.4) 1, Bolt 10.07; 2, Jobodwana 10.17; 3, Gittens 10.19; 4, Ryota Yamagata JPN 10.21; 5, Rondell Sorillo TTO 10.25; 6, Hina Wilfried Koffi CIV 10.40; 7, Sapwaturrahman INA 10.89; 8, Kemar Hyman CAY DQ (r162.7)

Semi-finals (First 2 & 2 fastest to final) (Aug 11)

Heat 1: (-0.2) 1, Gatlin 9.94; 2, Carter 9.97; 3, Jimmy Vicaut FRA 10.01; 4, Anaso Jobodwana RSA 10.17; 5, Richard Thompson TTO 10.19; 6, Gabriel Mvumvure ZIM 10.21; 7, Hary Aikines-Aryeetey GBR 10.34; 8, Su Bingtian CHN DQ (r162.7)

Heat 2: (0.1) 1, Ashmeade 9.90; 2, Bailey-Cole 9.93; 3, Dasaolu 9.97; 4, Lemaitre 10.00 (9.991); 5, Zhang Peimeng CHN 10.00 (10.000); 6, Dwain Chambers GBR 10.15; 7, Jason Rogers SKN 10.15; 8, Gavin Smellie CAN 10.30

Heat 3: (0.1) 1, Bolt 9.92; 2, Rodgers 9.93; 3, Keston Bledman TTO 10.08; 4, Churandy Martina NED 10.09; 5, Aaron Brown CAN 10.15; 6, Antoine Adams SKN 10.17; 7, Ramon Gittens BAR 10.31; 8, Samuel Francis QAT DNS

100 METRES

Multiple Medalists:

3	Carl Lewis	USA	83-1, 87-1, 91-1
	Maurice Greene	USA	97-1, 99-1, 01-1
	Kim Collins	SKN	03-1, 05-3, 11-3
2	Linford Christie	GBR	87-3, 93-1
	Dennis Mitchell	USA	91-3, 93-3
	Donovan Bailey	CAN	95-1, 97-2
	Ato Boldon	TTO	95-3, 01-3
	Bruny Surin	CAN	95-2, 99-2
	Justin Gatlin	USA	05-1, 13-2
	Asafa Powell	JAM	07-3, 09-3
	Tyson Gay	USA	07-1, 09-2
	Usain Bolt	JAM	09-1, 13-1

Most Finals:

5	Surin	91-8, 93-5, 95-2, 97-7, 99-2
---	-------	------------------------------

Most Appearances:

8	Collins	97-8h5, 99-4h6, 01-5, 03-1, 05-3, 07-5s1, 09-4q3, 11-3
---	---------	--

National Placings:

	1	2	3	4	5	6	7	8	Points
USA	8	7	4	2	2	4	-	2	169
JAM	3	2	3	1	2	1	1	2	76
GBR	1	-	3	3	-	4	1	1	56
CAN	1	3	-	-	1	-	1	2	37
TTO	-	1	2	-	2	-	2	1	32
SKN	1	-	2	-	1	-	-	-	24
NGR	-	-	-	1	1	2	2	-	19
NAM	-	-	-	2	1	1	-	-	17
FRA	-	-	-	1	-	1	1	-	10
ANT	-	-	-	1	1	-	-	-	9
BAH	-	1	-	-	-	-	-	-	7
BAR	-	-	-	1	-	-	-	-	5
HUN	-	-	-	1	-	-	-	-	5
POR	-	-	-	1	-	-	-	-	5
AHO	-	-	-	-	1	-	-	-	4
DOM	-	-	-	-	1	-	-	-	4
URS	-	-	-	-	1	-	-	-	4
GER	-	-	-	-	-	1	-	-	3
GHA	-	-	-	-	-	-	1	1	3
AUS	-	-	-	-	-	-	-	1	2
BRA	-	-	-	-	-	-	-	1	2
ITA	-	-	-	-	-	-	-	1	2
SLO	-	-	-	-	-	-	-	1	2
CAY	-	-	-	-	-	-	-	1	1
Totals	14	14	14	14	14	14	13	10	498

200 Metres

Helsinki 1983

Final (Aug 14) (1.2)

(The number given after the place is the lane draw)

1,	¹³¹ Calvin Smith	USA	20.14
2,	¹⁶¹ Elliott Quow	USA	20.41
3,	¹⁵¹ Pietro Mennea	ITA	20.51
4,	¹⁴¹ Allan Wells	GBR	20.52
5,	¹⁷¹ Frank Emmelmann	GDR	20.55
6,	¹²¹ Innocent Egbunike	NGR	20.63
7,	¹¹¹ Carlo Simonato	ITA	20.69
8,	¹⁸¹ João da Silva	BRA	20.80

Carl Lewis would have been an outstanding favourite after winning the 1983 US title with a near world record 19.75. He opted out of this event, but the United States still claimed gold and silver. This was despite the early elimination of Myricks, nursing a hamstring injury. The final saw Calvin Smith go one better than his 100m silver with an easy win. Running from lane 3, he came into the straight with Emmelmann. As the GDR runner faded, so Smith forged ahead taking with him Quow. Mennea outdistanced Wells for the bronze.

First round (First 3 & 8 fastest to second round) (Aug 12)

Heat 1: (1.8) 1, Emmelmann 20.95; 2, Sharp 21.07; 3, Frayne 21.17; 4, Brathwaite 21.24; 5, Daley 21.49; 6, Haley 21.55; 7, Moussa Savadogo MLI 22.33; 8, Awudu Nuhu GHA 22.93

Heat 2: (1.8) 1, Mennea 20.80; 2, Sokolov 20.94; 3, Narracott 21.08; 4, Schneider 21.23; 5, Giorgio Mautiño PER 21.78; 6, Nguyen Trunghoa VIE 22.68; 7, Gervais Kirolo CAF 23.10

Heat 3: (0.7) 1, J. da Silva 20.93; 2, Muravoy 21.12; 3, Williams 21.36; 4, Mohamed Yudi Purnomo INA 21.88; 5, Joseph Leota SAM 22.33; 6, Salem Ahmed Nageeb PRY 23.22; 7, Colin Bradford JAM 24.15

Heat 4: (1.1) 1, Simonato 20.75; 2, Quow 21.01; 3, Mahorn 21.14; 4, Heras 21.29; 5, Joki 21.30; 6, David Sawyer SLE 22.23; 7, John Albertie LCA 22.53

Heat 5: (2.1) 1, Wells 21.14; 2, Diallo 21.17; 3, Madzokere 21.68; 4, Dean Greenaway IVB 22.24; Juan Núñez DOM DNS; Pierfrancesco Pavoni ITA DNS; Tony Sharpe CAN DNS

Heat 6: (0.4) 1, Smith 21.10; 2, Reid 21.13; 3, Barré 21.34; 4, Chang 21.39; 5, Gustavo Capart ARG 21.66; 6, Ruben Inacio ANG 22.33; 7, Trevor Davis AIA 22.80

Heat 7: (-1.1) 1, Egbunike 21.28; 2, Nagy 21.50; 3, Rizzi 21.51; 4, Omar Fye GAM 22.30; 5, Sikandar Iqbal PAK 22.91; Peni Bati FIJ DNS; Don Quarrie JAM DNS

Heat 8: (1.3) 1, Boussemart 20.99; 2, Watson 21.20; 3, Nyambane 21.21; 4, Hodge 21.38; 5, Larry Myricks USA 21.74; 6, Georges Taniel VAN 22.28; 7, José Flores HON 22.94

Second round (First 4 to semi-finals) (Aug 12)

Heat 1: (2.1) 1, Smith 20.60w; 2, J da Silva 20.65; 3, Wells 20.81; 4, Boussemart 20.86; 5, Angel Heras ESP 21.25; 6, Earl Haley GUY 21.39; 7, Luis Schneider CHI 21.39; Chang Jae-Keun KOR DNF

Heat 2: (-1.6) 1, Simonato 20.75; 2, Williams 20.87; 3, Diallo 20.97; 4, Sharp 20.99; 5, Patrick Barré FRA 21.12; 6, Paul Narracott AUS 21.34; 7, Alfred Nyambane KEN 21.55; 8, Christopher Madzokere ZIM 21.55

Heat 3: (-0.4) 1, Emmelmann 20.78; 2, Reid 20.88; 3, Egbunike 20.91; 4, Sokolov 20.93; 5, Atlee Mahorn CAN 21.13; 6, Christopher Brathwaite TTO 21.14; 7, Andreas Rizzi FRG 21.37; 8, István Nagy HUN 21.52

Heat 4: (1.6) 1, Mennea 20.68; 2, Muravoy 20.70; 3, Quow 20.80; 4, Frayne 20.97; 5, Luke Watson GBR 20.99; 6, Roland Joki AUT 21.24; 7, Neville Hodge ISV 21.38; Hector Daley PAN DNS

Semi-finals (First 4 to final) (Aug 13)

Heat 1: (3.4) 1, J da Silva 20.56w; 2, Emmelmann 20.63; 3, Mennea 20.68; 4, Quow 20.69; 5, Cameron Sharp GBR 20.69; 6, Desai Williams CAN 20.71; 7, Leroy Reid JAM 20.89; 8, Sergey Sokolov URS 20.89

Heat 2: (1.4) 1, Smith 20.29; 2, Simonato 20.60; 3, Egbunike 20.63; 4, Wells 20.63; 5, Vladimir Muravoy URS 20.71; 6, Jean-Jacques Boussemart FRA 20.76; 7, Bruce Frayne AUS 20.94; 8, Boubacar Diallo SEN 20.96

Rome 1987

Final (Sept 3) (-0.4)

			Halves	
1, ¹⁸¹	Calvin Smith	USA	20.16	10.63/9.53
2, ¹⁶¹	Gilles Quenéhervé	FRA	20.16	10.57/9.59
3, ¹²¹	John Regis	GBR	20.18	10.53/9.65
4, ¹⁴¹	Robson da Silva	BRA	20.22	10.51/9.71
5, ¹⁵¹	Vladimir Krylov	URS	20.23	10.49/9.74
6, ¹³¹	Floyd Heard	USA	20.25	10.66/9.59
7, ¹⁷¹	Pierfrancesco Pavoni	ITA	20.45	10.60/9.85
8, ¹¹¹	Atlee Mahorn	CAN	20.78	10.85/9.93

A thrilling final in which three men finished in a line with another three less than one metre back. Former 400 star Krylov ran the best bend but in the middle of the finishing straight, 20 year-old Regis (lane 2) went to the front along with Quenéhervé (lane 6). In lane 8, defending champion Smith looked as if he would not even get a medal, lying fifth at 150m. But he finished the quickest, whereas Regis not only dipped too soon at the line but also looked over to his right.

Regis, Quenéhervé and Smith all took turns in thinking they had won after the finish. It was then confirmed that Smith had retained his title despite sharing the same time as the Frenchman. Regis was third, just two hundredths behind the leading pair.

"The time differences that decided the final placements were infinitesimal," stated the IAF's Scientific Report of the championships. "The time analysis of the final shows that the fast finish (the last 50m section) was decisive. Smith would not have had such a tough time contesting the first place with Quenéhervé if he had clocked a better time in the first 100m section, which was fully within his potential." In fact, the American was not able to run a faster bend because of a groin injury picked up in the semi-final.

First round (First 4 & 8 fastest to semi-finals) (Sep 1)

Heat 1: (0.5) 1, Heard 20.37; 2, Krylov 20.77; 3, Klein 20.89; 4, Selmi 21.14; 5, Boateng 21.19; 6, Pale 21.26; 7, Dazel Jules TTO 21.53; Linford Christie GBR DNS

Heat 2: (-0.9) 1, Kovacs 20.77; 2, Marie-Rose 20.82; 3, Gotsiride 20.89; 4, Querol 20.94; 5, Tilli 21.01; 6, Li Feng CHN 21.47; 7, Felix Sandy SLE 21.67; 8, Yaya Seyba MLI 21.93

Heat 3: (-0.1) 1, Quenéhervé 20.59; 2, Wright 20.88; 3, de Kom 21.11; 4, Westhagemann 21.15; 5, Hodge 21.33; 6, Haron Mundir SIN 21.51; 7, John Dinan AUS 21.62; 8, Mark Sherwin COK 23.31

Heat 4: (0.7) 1, da Silva 20.56; 2, Mahorn 20.62; 3, Berger 20.82; 4, Fedoriv 20.93;

5, Nagy 21.06; 6, Barroso 21.15; 7, Wing Kwong Leung HKG 21.48; 8, Sahim Saleh Mehdi PRY 23.07

Heat 5: (-0.8) 1, Smith 20.62; 2, Sangouma 20.90; 3, Kipkemboi 20.84; 4, Haas 20.96; 5, Roun 21.04; 6, Ian Morris TTO 21.36; 7, Takale Tuna PNG 22.06; 8, Suli Peasuote TGA 22.45

Heat 6: (0.2) 1, Regis 20.76; 2, Pavoni 20.83; 3, Spearman 20.82; 4, Silva 21.03; 5, Stone 21.23; 6, Alvin Daniel TTO 21.37; 7, Secundino Borobota GQ 23.66

Second round (First 3 & 8 fastest to semi-finals) (Sep 1)

Heat 1: (-1.5) 1, Heard 20.56; 2, Krylov 20.79; 3, Nagy 21.11; 4, Daniel Sangouma FRA 21.11; 5, Peter Klein FRG 21.12; 6, Sergio Querol CUB 21.37; 7, Ahmed de Kom NED 21.39; 8, Neville Hodge ISV 21.68

Heat 2: (1.3) 1, Smith 20.38; 2, Mahorn 20.64; 3, Kipkemboi 20.88; 4, Tilli 20.89; 5, Christian Haas FRG 20.94; 6, Luis Barroso POR 21.20; 7, Bruno Marie-Rose FRA 26.25; Nelson Boateng GHA DNS

Heat 3: (0.4) 1, Quenéhervé 20.48; 2, Spearman 20.55; 3, Regis 20.64; 4, Berger 20.86; 5, Fedoriv 20.87; 6, Volker Westhagemann FRG 20.98; 7, Arnaldo Silva BRA 21.15; 8, Robert Stone AUS 21.23

Heat 4: (0.8) 1, da Silva 20.48; 2, Kovacs 20.61; 3, Pavoni 20.65; 4, Wright 20.67; 5, Besik Gotsiride URS 20.90; 6, Jindrich Roun TCH 21.12; 7, Mustapha Kam Selmi ALG 21.26; 8, Harouna Pale BUR 21.46

Semi-finals (First 4 to final) (Sep 3)

Heat 1: (0.4) 1, Regis 20.54; 2, Smith 20.54; 3, Mahorn 20.69; 4, Pavoni 20.78; 5, Wallace Spearman USA 20.87; 6, Andreas Berger AUT 20.99; 7, István Nagy HUN 21.22; 8, Andrew Fedoriv URS 21.28

Heat 2: (1.1) 1, Quenéhervé 20.21; 2, Heard 20.31; 3, Krylov 20.34; 4, da Silva 20.38; 5, Attila Kovacs HUN 20.47; 6, Clive Wright JAM 20.50; 7, Stefano Tilli ITA 20.86; 8, Simon Kipkemboi CAN 20.90

Tokyo 1991

Final (Aug 27) (-3.4)

1, ¹³¹	Michael Johnson	USA	20.01	10.21/9.80
2, ¹⁴¹	Frankie Fredericks	NAM	20.34	10.36/9.98
3, ¹⁵¹	Atlee Mahorn	CAN	20.49	10.45/10.04
4, ¹¹¹	Robson da Silva	BRA	20.49	10.47/10.02
5, ¹²¹	Olapade Adeniken	NGR	20.51	10.40/10.11
6, ¹⁷¹	Jean-Charles Trouabal	FRA	20.58	10.51/10.07
7, ¹⁶¹	Nikolay Antonov	BUL	20.59	10.53/10.06
8, ¹⁸¹	Aleksandr Goremykin	URS	20.78	10.49/10.29

Unbeaten since May 1990, Johnson was expected not only to win but threaten the 12 year-old world record of 19.72. This looked increasingly likely when the Texan won his second-round heat in a championship record of 20.05, despite easing off in the last 50m. A tired Leroy Burrell – the last man to beat Johnson – was eliminated at this point. Johnson continued to impress with a 20.06 semi into a 3.1m wind.

A stronger headwind proved to be the American's only opponent in the final. It slowed his winning time to 20.01, but the manner of his victory was amazing. He quickly made up the stagger on Fredericks and left the field three metres behind at the finish – the largest margin of victory at this level since Jesse Owens's win at the 1936 Olympic Games.

"I felt I put in a 19.5 or 19.6 effort," said Johnson, who was also the world's leading 400m runner. "After the race when I saw the time, I knew it had to be a pretty hefty wind."

First round (First 3 and 8 fastest to second round)

Heat 1: (-1.3) 1, Fredericks 20.70; 2, Asonze 20.88; 3, Kaniecki 21.00; 4, Ioannis Markoulidis CYP 21.07; 5, Attila Kovacs HUN 21.55; 6, Christian Mandengue CMR 22.31; 7, Ahmed Shageef MDV 22.80

Heat 2: (1.2) 1, Johnson 20.52; 2, Okuyama 20.80; 3, Tilli 20.89; 4, Talavera 20.98; 5, Peter Ogilvie CAN 21.09; 6, Trevor Davis AIA 21.87; Mohamed Abderrin LBA DNS

Heat 3: (0.3) 1, da Silva 20.51; 2, Rossow 20.58; 3, Philip Effiong 20.68; 4, Ondiek 20.73; 5, Barfenyev 20.78; 6, Edmund Esthagen LCA 21.48; 7, Eric Haynes SKN 21.88; 8, Fortune Ogouchi BEN 22.36

Heat 4: (0.9) 1, Antonov 20.28; 2, Burrell 20.38; 3, Gikonyo 20.43; 4, Enweani 20.95; 5, Thurmherr 20.97; 6, Dudley Den Dulk AHO 21.65; 7, Rodney Cox TKS 21.91; Karim Abdul AFG DNS

Heat 5: (0.1) 1, Adeniken 20.63; 2, Lomba 20.78; 3, Christie 21.19; 4, Khaled Jouma BRN 21.31; 5, Joseph Styles BAH 21.43; 6, Joseph Dias SEN 21.60; 7, Mark Sherwin COK 22.68; Goolam Ambia BAN DQ

Heat 6: (-0.3) 1, Trouabal 20.75; 2, Mahorn 20.83; 3, Capobianco 20.93; 4, Cojocaru 20.94; 5, Boévi Lawson TOG 21.09; 6, Sandro Floris ITA 21.10; 7, Ousmane Diarra MLI 21.85; 8, Jerry Jeremiah VAN 21.91

Heat 7: (0.1) 1, Tuifuro 20.50; 2, Regis 20.62; 3, Goremykin 20.67; 4, Renner 20.85; 5, Bolithoko Shebe LES 21.84; Troy Douglas BER DQ; Franck Zo BUR DNS

Heat 8: (-0.4) 1, Heard 20.67; 2, Marie-Rose 20.90; 3, Stevens 21.06; 4, Taylor 21.06; 5, Miguel Gómez ESP 21.08; 6, Neville Hodge ISV 21.36; 7, Eswort Coombs STV 22.29; 8, Manuel Alves Fonseca STP 23.44

Second round (First 4 to semi-finals) (Aug 26)

Heat 1: (0.4) 1, Mahorn 20.17; 2, da Silva 20.18; 3, Heard 20.56; 4, Philip (Effiong) 20.59; 5, Hermann Lomba FRA 20.69; 6, Jacek Kaniecki POL 20.82; 7, Thomas Renner AUT 21.11; 8, Enrique Talavera ESP 21.12

Heat 2: (0.1) 1, Fredericks 20.41; 2, Tuffour 20.58; 3, Rossweiss 20.61; 4, Marie-Rose 20.85; 5, Dmitriy Bartenev URS 20.90; 6, Kennedy Ondiek KEN 21.07; 7, Felix Stevens CUB 21.09; Innocent Asonze NGR DQ

Heat 3: (0.8) 1, Johnson 20.05; 2, Antonov 20.20; 3, Adeniken 20.30; 4, Regis 20.38; 5, Dean Capobianco AUS 20.77; 6, Daniel Cojocarou ROU 20.80; 7, Stefano Tilli ITA 20.92; 8, Cyprian Enweani CAN 21.09

Heat 4: (-0.7) 1, Goremykin 20.36; 2, Trouabal 20.40; 3, Christie 20.54; 4, Gikonyo 20.63; 5, Yoshiyuki Okuyama JPN 21.00; 6, Leroy Burrell USA 21.21; 7, Pascal Thurnherr SUI 21.23; 8, Cameron Taylor NZL 21.40

Semi-finals (First 4 to final) (Aug 27)

Heat 1: (2.2) 1, Mahorn 20.40w; 2, Antonov 20.43; 3, Trouabal 20.48; 4, Goremykin 20.48; 5, Floyd Heard USA 20.61; 6, Linford Christie GBR 20.62; 7, Daniel Philip (Effiong) NGR 20.85; 8, Joseph Gikonyo KEN 21.01

Heat 2: (-3.1) 1, Johnson 20.06; 2, Fredericks 20.27; 3, Adeniken 20.47; 4, da Silva 20.47; 5, John Regis GBR 20.52; 6, Michael Rossweiss GBR 20.82; 7, Emmanuel Tuffour GHA 20.99; 8, Bruno Marie-Rose FRA 21.04

Stuttgart 1993**Final (Aug 20) (0.3)**

1, ¹⁵¹ Frankie Fredericks	NAM	19.85	10.39/9.46
2, ¹⁶¹ John Regis	GBR	19.94	10.28/9.66
3, ¹⁷¹ Carl Lewis	USA	19.99	10.31/9.68
4, ¹⁴¹ Michael Marsh	USA	20.18	10.43/9.75
5, ¹³¹ Dean Capobianco	AUS	20.18	10.36/9.82
6, ¹⁸¹ Jean-Charles Trouabal	FRA	20.20	10.46/9.74
7, ¹²¹ Emmanuel Tuffour	GHA	20.49	10.60/9.89
8, ¹¹¹ Damien Marsh	AUS	20.56	10.62/9.94

After silver medals in Tokyo and at the Barcelona Olympic Games, Fredericks won his country's first ever gold medal with a new African record. Just as in 1987, Regis found himself leading a world final at 150m before Fredericks stormed from third to first. Regis's time at 150m was 14.93, the fastest electrical time for the distance.

Carl Lewis won a record 10th World Championship medal in third spot, when he became the first man to break 20 seconds and not finish in the first two.

First round (First 3 & 5 fastest to second round) (Aug 17)

Heat 1: (0.1) 1, Effiong 20.53; 2, Rossouw 20.68; 3, D Marsh 20.74; 4, Björn Sinnhuber GER 20.99; 5, Edgardo Guilbe PUR 21.14; 6, Yousef Dehmiri IRI 21.88; 7, Theodore Haba GUI 21.92; 8, Lam Hai Van VIE 22.77

Heat 2: (-0.2) 1, Capobianco 20.52; 2, Fredericks 20.65; 3, Stewart 20.85; 4, Antonov 20.88; 5, Ousmane Diarra MLI 21.51; 6, Derry Pemberton ISV 21.89; 7, David Nkoua CGO 22.55; Claus Hirsbro DEN DNS

Heat 3: (1.6) 1, Dollé 20.67; 2, Fatun 20.71; 3, Hendrix 20.74; 4, Ito 20.96; 5, Pedro Nolei ESP 21.09; 6, Daniel Cojocarou ROU 21.13; 7, Trevor Davis AIA 21.49; 8, Mario Bonello MLT 22.60

Heat 4: (0.1) 1, Lewis 20.45; 2, Boateng 20.53; 3, Fedorov 20.73; 4, Oumar Loum SEN 21.12; 5, Mark Keddell NZL 21.28; 6, Edmund Estaphane LCA 21.53; 7, A. Tamba LBR 22.67; Marek Zaleswki POL DNS

Heat 5: (-0.1) 1, Gilbert 20.87; 2, Delice 20.97; 3, Gikonyo 21.14; 4, Jiri Valik CZE 21.20; 5, Slobodan Branković IWP 21.36; 6, Goolam Amba BAN 21.95; 7, Arifin Abdullah INA 22.99; Michael Huke GER DQ (r163.3)

Heat 6: (0.6) 1, R da Silva 20.54; 2, Tuffour 20.57; 3, Kurnicki 20.61; 4, Eriksson 20.80; 5, Ondiek 20.97; 6, Edsel Chase BAR 21.34; 7, Miguel Janssen ARU 21.51; 8, Eswort Coombs STV 21.82

Heat 7: (-0.5) 1, Trouabal 20.60; 2, Regis 20.67; 3, Terzian 20.83; 4, Marras 20.95; 5, Andre da Silva BRA 20.99; 6, Niiti Piypaan THA 21.60; 7, Khalid Juma BRN 22.23; 8, Ricky Canon NRU 24.14

Heat 8: (1.3) 1, Stevens 20.85; 2, Georgiev 21.08; 3, de Souza 21.22; 4, Stephen Lewis MNT 21.36; 5, Cephas Lemba ZAM 21.68; 6, Junior Cornette GUY 22.03; 7, Mark Sherwin COK 22.82; Linford Christie GBR DNS

Heat 9: (-1.2) 1, M Marsh 20.77; 2, Mahorn 20.89; 3, Moen 21.18; 4, Ato Boldon TTO 21.31; 5, Carlos Moreno CHI 21.36; 6, Amar Hecini ALG 21.36; 7, Edwin Irvan RUS 21.39

Second round (First 4 to semi-finals) (Aug 19)

Heat 1: (1.2) 1, Dollé 20.45; 2, Tuffour 20.57; 3, Kurnicki 20.58; 4, Hendrix 20.82; 5, Ray Stewart JAM 21.02; 6, Koji Ito JPN 21.04; 7, Tórbjörn Eriksson SWE 21.07; Daniel Effiong NGR DNF

Heat 2: (0.1) 1, Lewis 20.21; 2, Regis 20.39; 3, Rossouw 20.55; 4, Fedorov 20.59; 5, Patrick Delice TTO 20.88; 6, Geir Moen NOR 20.99; 7, Stanislav Georgiev BUL 21.03; 8, Kennedy Ondiek KEN 21.50

Heat 3: (0.4) 1, Fredericks 20.24; 2, R da Silva 20.24; 3, Trouabal 20.40; 4, D Marsh 20.58; 5, Glenroy Gilbert CAN 20.81; 6, Giorgio Marras ITA 20.87; 7, Patrick Stevens BEL 20.89; 8, Nikolay Antonov BUL 39.46

Heat 4: (-1.0) 1, M Marsh 20.40; 2, Capobianco 20.43; 3, Boateng 20.69; 4, Mahorn 20.70; 5, Oleg Fatun RUS 20.92; 6, Alexandros Terzian GRE 21.00; 7, Joseph Gikonyo KEN 21.09; 8, Sidnei de Souza BRA 21.69

Semi-finals (First 4 to final) (Aug 19)

Heat 1: (0.6) 1, M Marsh 20.10; 2, Fredericks 20.11; 3, Regis 20.16; 4, Capobianco 20.21; 5, Nelson Boateng GHA 20.52; 6, Robert Kurnicki GER 20.67; 7, Allee Mahorn CAN 20.80, Johan Rossouw RSA DQ (r163.3)

Heat 2: (0.6) 1, Lewis 20.26; 2, Trouabal 20.27; 3, Tuffour 20.44; 4, Marsh 20.51; 5, Andrey Fedoriv RUS 20.66; 6, David Dollé SUI 20.70; 7, Jason Hendrix USA 20.99; Robson da Silva BRA DQ (r163.3)

Gothenburg 1995**Final (Aug 11) (0.5)**

1, ¹⁴¹ Michael Johnson	USA	19.79
2, ¹³¹ Frankie Fredericks	NAM	20.12
3, ¹⁶¹ Jeff Williams	USA	20.18
4, ¹⁵¹ Robson da Silva	BRA	20.21
5, ¹⁷¹ Claudinei da Silva	BRA	20.40
6, ¹⁸¹ Geir Moen	NOR	20.51
7, ¹¹¹ John Regis	GBR	20.67
8, ¹²¹ Iván García	CUB	20.77

Michael Johnson's defence of his 400m title involved four races across the first five days of the championships. After his near world record win at the one-lap event on August 9, the Texan returned the next morning for his 200m heat.

Johnson showed no signs of fatigue in the first two rounds and clocked 20.01 in his semi-final, a 1995 world best. In the final, the American was intent on breaking the oldest of world records: Pietro Mennea's 19.72 from 1979. Robson da Silva (lane 5) got the quickest start but Johnson, one lane inside, swept past on the second half of the bend and raced clear in the straight. The figures of 19.79 clicked onto the scoreboard as he finished. He swore, then jokingly lay flat on his back on the track. He had completed a double victory which had never been achieved before by a man at world or Olympic level. It was his eighth win in eight races over seven days.

"I'm exhausted. This was a tough, tough job," said Johnson. "I was almost to the point where I didn't think I'd be able to perform at my best."

First round (First 3 & 5 fastest to second round) (Aug 10)

Heat 1: (0.9) 1, Stevens 20.54; 2, Tynes 20.56; 3, Alexopoulos 20.59; 4, Widmer 20.69; 5, Alexander Lack GER 20.97; 6, Benjamin Sirimou CMR 21.42; 7, Tawanda Chiwira ZIM 21.51; Li Xiaoping CHN DQ (r163.3)

Heat 2: (0.2) 1, Johnson 20.57; 2, Trouabal 20.66; 3, Gitonga 20.72; 4, Darren Braithwaite GBR 20.87; 5, Erik Wijmeersch BEL 21.01; 6, Torbjörn Eriksson SWE 21.03; 7, Christopher Sayeh LBR 23.84; Troy Douglas BER DQ (r163.3)

Heat 3: (-0.3) 1, Thompson 20.63; 2, Tuffour 20.75; 3, Boldon 20.76; 4, Inshakov 20.78; 5, Dean Capobianco AUS 20.88; 6, Marcelo da Silva BRA 21.02; 7, Jordi Mayoral ESP 21.11; 8, Tony Ichiuni NMI 24.28

Heat 4: (1.1) 1, Williams 20.52; 2, Dollé 20.69; 3, Sbokos 20.71; 4, Keddell 20.81; 5, Robert Mackowiak POL 20.83; 6, Peter Ogilvie CAN 21.18; 7, Eswort Coombs STV 21.27; 8, Martin Frick LIE 21.89

Heat 5: (0.8) 1, Brimacombe 20.74; 2, Moen 20.80; 3, Ito 20.80; 4, Riaan Dempers RSA 20.97; 5, Aleksandr Sokolov RUS 21.17; 6, Alain Reimann SUI 21.28; 7, Ricardo Roach CHI 21.65; 8, Trevor Davis AIA 22.03

Heat 6: (1.0) 1, Marsh 20.65; 2, Regis 20.78; 3, Hendrix 20.85; 4, Joseph Loua GUI 21.06; 5, Huang Danwei CHN 21.16; 6, Justice Dipeba BOT 21.17; Yiorgos Panayiotopoulos GRE DQ (r162.7); Deji Aliu NGR DNS

Heat 7: (2.0) 1, C da Silva 20.44; 2, Wariso 20.51; 3, Garcia 20.70; 4, Osovich 20.70; 5, Javier Navarro ESP 20.88; 6, Boëvi Lawson TOG 21.06; 7, Jun Osakada JPN 21.25; 8, Ibrahim Abdoulaye CHA 21.86

Heat 8: (0.5) 1, R da Silva 20.53; 2, Kurnicki 20.61; 3, Stewart 20.83; 4, Carlos Gats ARG 21.02; 5, Daniel Cojocarou ROU 21.07; 6, Kurvin Wallace SKN 21.29; 7, Antoine Boussombo GAB 21.32; Olapade Adeniken NGR DNS

Heat 9: (0.6) 1, Fredericks 20.73; 2, Donaldson 20.75; 3, De Silva 20.77; 4, Little 20.80; 5, Marc Blume GER 20.86; 6, Miguel Janssen ARU 21.31; 7, Keith Smith ISV 21.63; Vladislav Dologodin UKR DNF

Second round (First 4 to semi-finals) (Aug 10)

Heat 1: (0.1) 1, Stevens 20.35; 2, Stevens 20.41; 3, Tynes 20.49; 4, Alexopoulos 20.57; 5, David Dollé SUI 20.84; 6, Lars Hedner SWE 20.87; 7, Charles Gitonga KEN 20.90; 8, Mark Keddell NZL 40.08

Heat 2: (0.4) 1, Williams 20.36; 2, Garcia 20.52; 3, Thompson 20.57; 4, Trouabal 20.60; 5, Robert Kurnicki GER 20.67; 6, Kevin Widmer SUI 20.74; 7, Sergey Osovich UKR 21.00; Thomas Sbokos GRE DQ (r163.3)

Heat 3: (0.8) 1, Fredericks 20.26; 2, C da Silva 20.23; 3, Regis 20.51; 4, Brimacombe 20.52; 5, Sergey Inshakov LAT 20.73; 6, Koji Ito JPN 20.80; 7, Chris Donaldson NZL 20.82; 8, Neil De Silva TTO 21.01

Heat 4: (-0.1) 1, R da Silva 20.33; 2, Moen 20.37; 3, Marsh 20.49; 4, Wariso 20.55; 5, Kevin Little USA 20.60; 6, Emmanuel Tuffour GHA 20.61; 7, Ato Boldon TTO 21.81; Raymond Stewart JAM DNS

Semi-finals (First 4 to final) (Aug 11)

Heat 1: (0.3) 1, Johnson 20.01; 2, R da Silva 20.20; 3, Moen 20.32; 4, Regis 20.39; 5, Damien Marsh AUS 20.39; 6, Jean-Charles Trouabal FRA 20.58; 7, Alexandros Alexopoulos GRE 20.78; 8, Patrick Stevens BEL 20.79

Heat 2: (-0.9) 1, Fredericks 20.28; 2, Williams 20.32; 3, C da Silva 20.37; 4, Garcia 20.45; 5, Solomon Wariso GBR 20.58; 6, Steve Brimacombe AUS 20.59; 7, Obadele Thompson BAR 20.66; 8, Andrew Tynes BAH 20.72

Athens 1997**Final (Aug 8) (2.3)**

1, ¹³¹ Ato Boldon	TTO	20.04w	10.36/ 9.68
2, ¹⁴¹ Frankie Fredericks	NAM	20.23	10.41/ 9.82
3, ¹⁵¹ Claudinei da Silva	BRA	20.26	10.56/ 9.70
4, ¹⁶¹ Iván García	CUB	20.31	10.43/ 9.88
5, ¹⁷¹ Yiorgos Panayiotopoulos	GRE	20.32	10.48/ 9.84
6, ¹²¹ Obadele Thompson	BAR	20.37	10.49/ 9.88
7, ¹¹¹ Jon Drummond	USA	20.44	10.34/10.10
8, ¹⁸¹ Patrick Stevens	BEL	20.44	10.56/ 9.88

Having missed out on medals in the 100m, both Boldon and Fredericks were fired up for the longer distance. They were drawn together both in the second round and semi-final, winning one race apiece without giving too much away, but the final proved no contest. Second to Drummond (10.34) at 100m in 10.36, with Fredericks on 10.41, the US-based Trinidadian opened up in the straight to win by two metres in a windy 20.04.

Fredericks, champion in 1993 and runner-up in 1991 and 1995, added another silver to his bulging collection although he didn't have much to spare over da Silva. Drummond, drawn in lane one after having the misfortune to encounter Boldon and Fredericks in his semi, faded to seventh. Boldon was gracious after winning his first major senior title: "I am sorry for Frankie as he is more than a rival; he is a mentor to me, an example to humanity."

First round (First 3 & 5 fastest to second round) (Aug 6)

Heat 1: (1.9) 1, Boldon 20.48; 2, Walker 20.49; 3, Panayiotopoulos 20.60; 4, Aliu 20.60; 5, Gibbons 20.71; 6, Tuftuor 20.72; 7, Hamood Al-Dalhalmi OMA 21.45

Heat 2: (1.1) 1, Wijmeersch 20.71; 2, Fredericks 20.74; 3, Cooper 20.88; 4, Phillip Mukomana ZIM 20.88; 5, Justice Dipeba BOT 20.96; 6, Patrick Johnson AUS 21.45; Christophe Cheval FRA DNS

Heat 3: (3.1) 1, Insaokov 20.72; 2, Thompson 20.75; 3, Katsantonis 20.77; 4, Koji Ito JPN 20.82; 5, Juan Pedro Toledo MEX 21.03; 6, Lars Hedner SWE 21.30; 7, Tao Wu-Shiun TPE 21.26

Heat 4: (2.0) 1, Stevens 20.45; 2, Golding 20.49; 3, Ochienna 20.90; 4, Gilles Quénéhervé FRA 20.93; 5, Ryszard Pilarczyk POL 20.98; 6, Pascal Dangbo BEN 21.75; 7, Kendon Maynard ISV 21.64

Heat 5: (-0.2) 1, Puggioni 20.73; 2, Loua 20.75; 3, Drummond 20.76; 4, Christoph Pöstinger AUT 20.77; 5, Antoine Boussombo GAB 20.96; 7, Thierry Lubin FRA 20.80; 7, Arif Anhoud AZE 22.08

Heat 6: (-0.7) 1, Little 20.68; 2, Ryan 20.69; 3, Dako 20.70; 4, Steve Brimacombe AUS 20.75; 5, Alessandro Attene ITA 20.92; 6, Andrew Tynes BAH 21.00; 7, Mohammed Bin Haji BRU 22.37

Heat 7: (0.6) 1, da Silva 20.59; 2, Donaldson 20.75; 3, Nafpliotis 20.84; 4, Andrey Fedoriv RUS 20.88; 5, Jorj Mayoral ESP 20.99; 6, Kwame Galloway MNT 22.45; Ivan Stehobr CZE DNS

Heat 8: (0.6) 1, Moen 20.79; 2, Bradley 20.80; 3, Gats 20.86; 4, Thomas Sbokre GRE 20.94; 5, Oumar Loum SEN 20.95; 6, Ahmed Douhou CIV 21.08; 7, Benjamin Sirimou CMR 21.45; 8, Djaffar Hadhari COM 21.59

Heat 9: (1.2) 1, Garcia 20.41; 2, Douglas 20.46; 3, Marcoullides 20.47; 4, Osovich 20.56; 5, Ketel 20.72; 6, Malik Louahla ALG 21.31; 7, Khongdy Amouayphone LAO 22.86; 8, Mohammad Alam BAN 23.54

Second round (First 3 & 4 fastest to semi-finals) (Aug 6)

Heat 1: (-3.5) 1, Stevens 20.77; 2, Douglas 20.78; 3, Donaldson 21.04; 4, Gentry Bradley USA 21.08; 5, Sergejs Insaokov LAT 21.22; 6, Emmanuel Tuftuor GHA 21.25; 7, Sayon Cooper LBR 21.39; 8, Owusu Dako GBR 21.52

Heat 2: (-0.1) 1, Fredericks 20.13; 2, Boldon 20.28; 3, Drummond 20.59; 4, Golding 20.69; 5, Erik Wijmeersch BEL 20.73; 6, O'Brian Gibbons CAN 20.78; 7, Aninos Marcoullides CYP 20.83; 8, Carlo Ochienna ITA 21.14

Heat 3: (0.4) 1, da Silva 20.27; 2, Little 20.38; 3, Osovich 20.54; 4, Walker 20.56; 5, Panayiotopoulos GRE 20.77; 6, Aliu 20.65; 7, Prodromos Katsantonis CYP 20.77; 8, Gary Ryan IRL 20.83

Heat 4: (1.6) 1, Garcia 20.48; 2, Thompson 20.62; 3, Gats 20.87; 4, Joseph Loua GUI 20.91; 5, Ioannis Nafpliotis GRE 20.94; 6, Sebastian Keitel CHI 20.96; 7, Giovanni Puggioni ITA 22.70; Geir Moen NOR DNS

Semi-finals (First 4 to final) (Aug 7)

Heat 1: (-0.5) 1, da Silva 20.35; 2, Garcia 20.39; 3, Panayiotopoulos 20.43; 4, Thompson 20.46; 5, Sergey Osovich UKR 20.51; 6, Kevin Little USA 20.57; 7, Julian Golding GBR 20.61; 8, Carlos Gats ARG 21.44

Heat 2: (-0.2) 1, Boldon 20.09; 2, Fredericks 20.18; 3, Drummond 20.29; 4, Stevens 20.42; 5, Troy Douglas BER 20.43; 6, Doug Walker GBR 20.61; 7, Deji Aliu NGR 20.78; 8, Chris Donaldson NZL 20.92

Seville 1999**Final (Aug 27) (1.2)**

1, ¹³¹ Maurice Greene	USA	19.90	10.25/ 9.65
2, ¹⁶¹ Claudinei da Silva	BRA	20.00	10.32/ 9.68
3, ¹⁴¹ Francis Obikwelu	NGR	20.11	10.28/ 9.83
4, ¹⁷¹ Obadele Thompson	BAR	20.23	10.32/ 9.92
5, ¹⁵¹ Marcin Urbaś	POL	20.30	10.44/ 9.86
6, ¹⁸¹ Kevin Little	USA	20.37	10.35/10.02
7, ¹¹¹ Julian Golding	GBR	20.48	10.76/ 9.72
¹²¹ Frankie Fredericks	NAM	DNS	

Running his eighth race of the meeting, Greene took the final by a clear metre in 19.90 (10.25 at 100m) to become the first man to complete a World Championships 100m & 200m sprint double. His task was made easier as title holder Ato Boldon was out for the season and injury caused Fredericks to scratch from the final, but it was still a strong field as the second semi-final threw up two new sub-20 sec men.

While Greene eased to victory in his race in 20.10 followed by da Silva in a personal best, the other, aided by a wind vector went to Obikwelu in a startling 19.84. Behind him, Urbaś improved from 20.32 to 19.98, an unanticipated Polish record which made him the third fastest ever European. Devonish ran a lifetime best of 20.25 in that race but couldn't make the final, in which da Silva overtook a tiring Obikwelu for the silver, improving again to 20 flat, while Urbaś was also unable to reproduce his semi-final form. Kentéris, destined to bring off a sensational Olympic victory a year later, won his heat but withdrew injured from his quarter-final.

First round (First 3 & 2 fastest to second round) (Aug 24)

Heat 1: (0.1) 1, Obikwelu 20.54; 2, Smith 20.68; 3, Batangdon 20.76; 4, Sarris 20.78; 5, Sergey Slukin RUS 20.92; 6, Kim Collins SKN 20.95; 7, Saleem Mubarak Al-Yami KSA 21.27

Heat 2: (-0.1) 1, Fredericks 20.60; 2, Ertzgaard 20.74; 3, Shirvington 20.75; 4, Lachkovics 20.77; 5, Ricardo Roach CHI 21.13; 6, Asli Haseri BRU 22.91; Carlos Gats ARG DO (r163.3)

Heat 3: (-0.6) 1, Eriksson 20.58; 2, Ito 20.59; 3, Marcoullides 20.73; 4, André da Silva BRA 21.04; Heber Vieira URU & Petko Yankov BUL DO (r163.3); Robert Dennis LBR DNS

Heat 4: (0.6) 1, Golding 20.48; 2, Stevens 20.54; 3, Williams 20.68; 4, Mohammed Al-Hooti OMA 20.80; 5, Tommy Kafri ISR 20.89; 6, Albert Agyeman GHA 20.94; 7, Francisco Javier Navarro ESP 20.97

Heat 5: (0.1) 1, Kentéris 20.68; 2, Turner 20.72; 3, Greene 20.76; 4, Paul Brizzell IRL 21.02; 5, Dean Capobianco USA 21.48; 6, Keita Cline IVB 21.69; Christopher Silas Adolf PLW DO (r163.3)

Heat 6: (-0.1) 1, Devonish 20.56; 2, van Balkom 20.65; 3, Wells 20.73; 4, Darryl Wohlson AUS 20.79; 5, Paul Gorries RSA 20.94; 6, Malik-Khaled Louahla ALG 21.21; 7, Christie van Wyk NAM 21.27; 8, Robert Craig NFI 24.10

Heat 7: (-0.4) 1, la Grange 20.78; 2, Urbaś 20.80; 3, Perry 20.86; 4, Joel Mascoll STV 21.25; 5, Sittichai Suwonpratep THA 21.32; 6, Christian Nsiiah GHA 21.36; 7, Kwame Galloway MNT 22.88; Nathaniel Esprit AHO DNS

Heat 8: (-0.1) 1, da Silva 20.38; 2, Garcia 20.59; 3, Boussombo 20.72; 4, Erik Wijmeersch BEL 20.99; 5, Sebastián Keitel CHI 20.90; 6, Tao Wu-Shiun TPE 21.38; 7, James Shurin DMA 21.54

Heat 9: (-0.4) 1, Little 20.76; 2, Donaldson 20.87; 3, Osovich 20.91; 4, Juan Pedro Toledo MEX 21.00; 5, Gennadiy Chernovl KAZ 21.06; 6, Kenneth Anderson GHA 21.31; 7, Dominic Demeritte BAH 21.41

Heat 10: (0.1) 1, Thompson 20.70; 2, Holz 20.74; 3, Loua 20.80; 4, Yiorgos Panayiotopoulos GRE 20.82; 5, Gary Ryan IRL 20.86; 6, Sunday Emmanuel NGR 21.12; 7, Djaffar Hadhari COM 21.39

Second round (First 4 to semi-finals) (Aug 24)

Heat 1: (0.2) 1, da Silva 20.22; 2, Thompson 20.26; 3, Little 20.38; 4, Holz 20.59; 5, Panayiotis Sarris GRE 20.65; 6, Renward Wells BAH 20.66; 7, Matt Shirvington AUS 20.67; 8, Doug Turner GBR 21.08

Heat 2: (-0.1) 1, Greene 20.23; 2, Golding 20.32; 3, Ertzgaard 20.61; 4, Smith 20.65; 5, Marcus la Grange RSA 20.81; 6, Martin Lachkovics AUT 20.89; Aninos Marcoullides CYP DO (r163.3) (20.39); Kostas Kentéris GRE DNS

Heat 3: (-0.4) 1, Devonish 20.51; 2, Garcia 20.57; 3, Williams 20.59; 4, Ito 20.62; 5, Torbjörn Eriksson SWE 20.74; 6, Curtis Perry USA 20.76; 7, Joseph Loua GUI 20.83; 8, Chris Donaldson NZL 20.96

Heat 4: (0.0) 1, Fredericks 20.11; 2, Obikwelu 20.15; 3, Urbaś 20.32; 4, Stevens 20.49; 5, Patrick van Balkom NED 20.59; 6, Joseph Batangdon CMR 20.70; 7, Antoine Boussombo GAB 20.74; 8, Sergey Osovich UKR 20.93

Semi-finals (First 4 to final) (Aug 25)

Heat 1: (1.6) 1, Greene 20.10; 2, da Silva 20.13; 3, Golding 20.28; 4, Thompson 20.36; 5, Christopher Williams JAM 20.48; 6, Koji Ito JPN 20.51; 7, John Ertzgaard NOR 20.72; 8, Stefan Holz GBR 21.89

Heat 2: (1.7) 1, Obikwelu 19.84; 2, Urbaś 19.98; 3, Little 20.10; 4, Fredericks 20.10; 5, Marlon Devonish GBR 20.25; 6, Iván García CUB 20.38; 7, Glenn Smith CAN 20.72; Patrick Stevens BEL DNS

Edmonton 2001

Final (Aug 9) (0.2)

1, 141	Kostás Kentéris	GRE	20.04	10.3/ 9.7
2, 131	Christopher Williams	JAM	20.20	10.1/10.1
3, 111	Kim Collins	SKN	20.20	10.3/ 9.9
4, 121	Shawn Crawford	USA	20.20	10.3/ 9.9
5, 151	Christian Malcolm	GBR	20.22	10.2/10.0
6, 171	Stéphan Buckland	MRI	20.24	10.2/10.0
7, 161	Kevin Little	USA	20.25	10.1/10.2
8, 181	Marlon Devonish	GBR	20.38	10.2/10.2

Kentéris produced a storming finish to duplicate his Olympic win of 2000. The Greek was only seventh at halfway as Little entered the straight ahead. While the rest of the field were closely matched, Kentéris (lane 4) came through for a clear win in 20.032.

It took several minutes to determine the other medalists from Williams, Crawford and Collins, all of whom were drawn in lanes inside the Greek. Williams (20.195) got the silver and it was judged that Crawford and Collins (20.198 each) shared the bronze. Three other men finished within 0.044 seconds, including Little who set a world best for seventh place.

First round (First 4 & fastest to second round) (Aug 7)

Heat 1: (0.3) 1, Suetsugu 20.53; 2, Buckland 20.61; 3, Chernovol 20.65; 4, Silva 20.78; 5, Williams 20.85; 6, Christie van Wyk NAM 21.25; 7, Rika Fardani INA 21.87; 8, Jayron Jones BLZ 22.13

Heat 2: (1.0) 1, Torrieri 20.63; 2, Viera 20.69; 3, Chambers 20.80; 4, André da Silva BRA 21.00; 5, Jermaine Joseph CAN 21.17; 6, Conrad Rdechor PLW 22.86; Cheval DQ (40.8) (20.62)

Heat 3: (-1.6) 1, Kentéris 20.46; 2, Devonish 20.58; 3, Douglas 20.63; 4, Grange 20.69; 5, Radek Zachoval CZE 21.03; 6, Chang Po-Chih TPE 21.63; Keita Cline IVB DQ (r16.3) (20.89)

Heat 4: (0.1) 1, Crawford 20.60; 2, Batangdon 20.63; 3, Kosenkow 20.63; 4, Fujimoto 20.77; 5, Come Du Plessis RSA 20.92; 6, Salem Al-Yami KSA 21.03; 7, Darren Tuitt MNT 21.94

Heat 5: (-0.6) 1, Malcolm 20.37; 2, Clay 20.43; 3, Douglas 20.65; 4, Ertzgaard 20.68; 5, Demeeritte 20.75; 6, Toledo 20.83; Frankie Fredericks NAM DNS

Heat 6: (1.1) 1, Little 20.36; 2, Hartonen 20.57; 3, Emedolu 20.58; 4, Krantz 20.84; 5, Erik Wiemeersch BEL 21.17; 6, Tobias Unger GER 21.30; 7, Wai-Kun Lei MAC 21.63

Heat 7: (0.5) 1, Williams 20.25; 2, Collins 20.41; 3, Urbás 20.41; 4, Loum 20.51; 5, Matsuda 20.79; 6, Eric N'dri CIV 20.87; 7, Patrick van Balkom NED 20.96; 8, Hamood Al-Dalhami OMA 21.45

Second round (First 4 to semi-finals) (Aug 7)

Heat 1: (1.2) 1, Malcolm 20.13; 2, Crawford 20.19; 3, Buckland 20.23; 4, Batangdon 20.31; 5, Oumar Loum SEN 20.43; 6, Gennadiy Chernovol KAZ 20.71; 7, Frédéric Krantz FRA 21.02; Ryo Matsuda JPN DQ (r16.3)

Heat 2: (1.1) 1, Kentéris 20.30; 2, Torrieri 20.43; 3, Devonish 20.44; 4, Suetsugu 20.48; 5, Troy Douglas NED 20.54; 6, Ricardo Williams JAM 20.65; 7, Heber Viera URU 20.83; 8, Dominic Demeeritte BAH 20.86

Heat 3: (-0.3) 1, Williams 20.24; 2, Collins 20.25; 3, Emedolu 20.48; 4, Fujimoto 20.78; 5, Juan Pedro Toledo MEX 20.80; 6, Marcus la Grange RSA 20.83; 7, Caimin Douglas NED 20.87; 8, Ramon Clay USA 23.58

Heat 4: (-1.4) 1, Little 20.34; 2, Urbás 20.54; 3, Hartonen 20.58; 4, Silva 20.58; 5, Dwain Chambers GBR 20.60; 6, Alexander Kosenkow GER 20.66; 7, John Ertzgaard NOR 20.88; Christoph Cheval FRA DQ (r40.8) (20.75)

Semi-finals (First 4 to final) (Aug 8)

Heat 1: (1.0) 1, Malcolm 20.08; 2, Little 20.13; 3, Buckland 20.15; 4, Collins 20.26; 5, Marcin Urbás POL 20.48; 6, Toshiyuki Fujimoto JPN 20.56; 7, Tommi Hartonen FIN 20.65; 8, Joseph Batangdon CMR 20.66

Heat 2: (0.7) 1, Kentéris 20.03; 2, Williams 20.11; 3, Crawford 20.21; 4, Devonish 20.29; 5, Marco Torrieri ITA 20.38; 6, Shingo Suetsugu JPN 20.39; 7, Uchenna Emedolu NGR 20.40; 8, Claudinei da Silva BRA 20.64

Paris 2003

Final (Aug 29) (0.1)

1, 161	John Capel	USA	20.30
2, 141	Darvis Patton	USA	20.31
3, 151	Shingo Suetsugu	JPN	20.38
4, 121	Darren Campbell	GBR	20.39
5, 131	Stéphan Buckland	MRI	20.41
6, 111	JJ Johnson	USA	20.47
7, 171	Frankie Fredericks	NAM	20.47
8, 181	Uchenna Emedolu	NGR	20.62

The most impressive qualifiers were Patton (20.03) and Buckland (20.06). Times in the final were slowed by cool, wet conditions expe-

rienced on the evening of August 29. No-one got clear on the bend and the five men in lanes 2-6 were virtually level at the start of the straight. Capel (lane 6) then edged in front though Patton – who was nursing an injured left knee – closed to within one hundredth. Suetsugu won Japan's first global sprint medal since 1952. Edmonton winner Kentéris was a late withdrawal.

First round (First 3 & fastest to second round) (Aug 27)

Heat 1: (-0.6) 1, Jędrusiński 20.58; 2, Capel 20.59; 3, Williams 20.60; 4, Dolphin 20.69; 5, Julian Raeburn TTO 21.15; Sittichai Suwonprateep THA DQ (r163.3) (21.15); Alex Giovanni Navas HON DQ (r163.3) (22.38)

Heat 2: (0.7) 1, Buckland 20.38; 2, Góisús 20.57; 3, Malcolm 20.65; 4, Loum 20.73; 5, Brizzel 20.75; 6, Miyazaki 20.79; 7, Aaron Egebe NGR 21.24; 8, Ahui de Souza AIA 23.24

Heat 3: (-0.6) 1, Vries 20.73; 2, Douglas 20.76; 3, Golding 20.82; 4, Al-Bishi 20.86; 5, Heber Viera URU 20.87; 6, Jorge Conde NCA 22.75; Christian Nsiah GHA DQ (r163.3) (21.16)

Heat 4: (-0.5) 1, Patton 20.27; 2, Cavallaro 20.42; 3, Urbás 20.66; 4, Williams 20.71; 5, Geza Pauer HUN 21.02; 6, Jaysuma Saidy Omar MAI 21.42; 7, Darian Forbes TKS 21.87

Heat 5: (0.4) 1, Suetsugu 20.58; 2, Batangdon 20.71; 3, van Branteghem 20.79; 4, Francis Obikwetu POR 20.93; 5, Gennadiy Chernovol KAZ 21.11; 6, Tobias Unger GER 21.33; 7, Hamood Al-Dalhami OMA 21.52

Heat 6: (1.6) 1, de Souza 20.82; 2, Williams 20.86; 3, Johnson 20.89; 4, Yang Yaouzu CHN 20.90; 5, Adrian Durant ISV 21.11; 6, Evans Marie SEY 22.60; 7, Ashley Kazuma PLW 23.84

Heat 7: (0.5) 1, Wissman 20.54; 2, Emedolu 20.55; 3, Johnson 20.56; 4, Nthépé 20.83; 5, Anninos Marcoullides CYP 20.97; 6, Keita Cline IVB 21.31; 7, John Lumkin FIJ 21.55

Heat 8: (-0.8) 1, Campbell 20.54; 2, Demeeritte 20.56; 3, Fredericks 20.65; 4, Sarris 20.70; 5, Brian Dzingal ZIM 20.96; 6, Salem Al-Qaifi YEM 22.94; 7, Shane Ogumoro NMI 23.77; Saleem Al-Yami KSA DNS

Second round (First 4 to semi-finals) (Aug 27)

Heat 1: (2.3) 1, Suetsugu 20.24; 2, Demeeritte 20.51; 3, Williams 20.53; 4, Wissman 20.59; 5, Oumar Loum SEN 20.67; 6, Aimé-Issa Nthépé FRA 20.69; 7, Marcin Urbás POL 20.72; 8, Joseph Batangdon CMR 20.81

Heat 2: (0.6) 1, Patton 20.40; 2, Cavallaro 20.47; 3, Malcolm 20.58; 4, Al-Bishi 20.74; 5, Chris Williams JAM 20.79; 6, Cláudio de Souza BRA 20.82; 7, Patrick Johnson AUS 20.83; 8, James Dolphin NZL 21.08

Heat 3: (0.7) 1, Buckland 20.06; 2, Johnson 20.22; 3, Emedolu 20.56; 4, Vries 20.59; 5, Troy Douglas NED 20.64; 6, Hisashi Miyazaki JPN 20.70; 7, Panayiótis Sarris GRE 20.74; 8, Julian Golding GBR 20.79

Heat 4: (0.1) 1, Capel 20.30; 2, Campbell 20.35; 3, Fredericks 20.49; 4, Jędrusiński 20.53; 5, Paul Brizzel IRL 20.56; 6, Anastásios Góisús GRE 20.67; 7, Cédric van Branteghem BEL 20.70; 8, LaToni Williams JAM 20.73

Semi-finals (First 4 to final) (Aug 28)

Heat 1: (0.6) 1, Patton 20.03; 2, Buckland 20.11; 3, Fredericks 20.29; 4, Johnson 20.36; 5, Christian Malcolm GBR 20.43; 6, Marcin Jędrusiński POL 20.48; 7, Hamed Hamadan Al-Bishi KSA 20.70; 8, Dominic Demeeritte BAH 20.71

Heat 2: (0.1) 1, Capel 20.18; 2, Suetsugu 20.22; 3, Campbell 20.34; 4, Emedolu 20.44; 5, Ricardo Williams JAM 20.45; 6, Sherwin Vries RSA 20.59; 7, Alessandro Cavallaro ITA 20.59; 8, Johan Wissman SWE 20.66

Helsinki 2005

Final (Aug 11) (-0.5)

1, 161	Justin Gatlin	USA	20.04
2, 131	Wallace Spearmon	USA	20.20
3, 141	John Capel	USA	20.31
4, 151	Tyson Gay	USA	20.34
5, 171	Stéphan Buckland	MRI	20.41
6, 181	Patrick Johnson	AUS	20.58
7, 121	Tobias Unger	GER	20.81
8, 111	Usain Bolt	JAM	26.27

Tyson Gay was the most impressive runner in the preliminaries, particularly in the first round where he cruised to a 19.99w (4.3) clocking ahead of a field all of whom progressed to round two. Wind conditions varied enormously. Only two races after the 19.99, Spearmon won his heat in 20.51 into a 2.7 wind. Gay was fastest next day in both the second round and semis. The four Americans – including defending champion Capel competing as a “wild card” – ran 1-2 in the two semi-finals, garnering the best lanes in the final.

With the temperature down to 11°C the final was not going to be won in an exceptional time. Gatlin, in the outside of the seeded lanes (3-6), got a good start, and “running scared”, as he later put it, was never headed. Spearmon and the fast-finishing Capel took the other medals. The only perceived threat to the US hegemony was Bolt, whose long legs were unable to cope with lane 1, and he suffered a muscle pull 50m from the finish while in fifth place. Prior to 2005 there

had been 11 clean sweeps in the 382 individual World championship finals, but here we were seeing a 1-4 sweep for the first time.

First round (First 3 & 8 fastest to second round) (Aug 9)

Heat 1: (-2.5) 1, Buckland 20.94; 2, Howe 21.08; 3, Armstrong 21.10; 4, Panayiotis Sarris GRE 21.43; 5, André da Silva BRA 21.44; 6, Heber Vieira URU 21.71; 7, Nabie Fofanah GUY 22.16; 8, Afzal Baig PAK 22.54

Heat 2: (3.0) 1, Pogonov 20.37w; 2, Dzingsai 20.76; 3, Ilinov 20.85; 4, Hamed Hamadan Al-Bishi RSA 21.03; 5, Julian Raeburn TTO 21.12; 6, Evans Marie SEY 21.65; 7, Noor Adi Bin Roslam BRU 24.05; Obadele Thompson BAR DNS

Heat 3: (1.8) 1, Malcolm 20.36; 2, Capel 20.40; 3, Ernst 20.45; 4, Johnson 20.56; 5, Hartonen 20.59; 6, Daniel Abenzar-Foule LUX 21.10; 7, Nicholas Mangham PLW 24.39; Omar O. Brown JAM DNF

Heat 4: (1.3) 1, Unger 20.45; 2, Williams 20.64; 3, Devonish 20.75; 4, Fasuba 20.88; 5, Matic Osnovnik SLO 20.94; 6, Basilio de Moraes BRA 20.99; 7, Abubaker El Tawerghi LBA 21.72

Heat 5: (-0.4) 1, Bolt 20.80; 2, Suetsugu 20.85; 3, Beyens 20.88; 4, Koura Kaba Fantoni ITA 21.10; 5, Kevon Pierre TTO 21.24; 6, Oumar Loum SEN 21.37; 7, Beranger Bosse CAF 22.02

Heat 6: (4.3) 1, Gay 19.99w; 2, Jędrusiński 20.14; 3, Saïdy 20.14; 4, Emedolu 20.22; 5, Wissman 20.26; 6, Julius 20.37; 7, Hession 20.40

Heat 7: (-2.1) 1, Batman 20.68; 2, Hoogmoed 20.80; 3, Gatlin 20.90; 4, Shinji Takahira JPN 21.03; 5, Dmitriy Gluschenko UKR 21.15; 6, Mphelave Dlamini SWZ 21.79; 7, Dion Crabbe IVB 21.82; Francis Obikwelu POR DNS

Heat 8: (-2.7) 1, Spearman 20.51; 2, Toledo 20.70; 3, Batangdon 20.84; 4, Demeritte 20.90; 5, Yang Yaouzu CHN 21.03; 6, Bruno Pacheco BRA 21.05; David Alerte FRA DNF

Second round (First 3 & 4 fastest to semi-finals) (Aug 10)

Heat 1: (2.0) 1, Unger 20.91; 2, Spearman 20.91; 3, Johnson 20.94; 4, Joseph Batangdon CMR 21.38; 5, Paul Hession IRL 21.69; 6, Yordan Ilinov BUL 21.94; 7, Brian Dzingsai ZIM 22.32; Juan Pedro Toledo MEX DQ (163.3)

Heat 2: (-1.1) 1, Gay 20.64; 2, Buckland 20.66; 3, Saïdy 20.95; 4, Jędrusiński 21.07; 5, Johan Wissman SWE 21.16; 6, Andrew Howe ITA 21.19; 7, Dominic Demeritte BAH 21.25; Uchenna Emedolu NGR DNF

Heat 3: (-3.7) 1, Capel 20.78; 2, Bolt 20.87; 3, Armstrong 20.94; 4, Malcolm 21.02; 5, Suetsugu 21.11; 6, Leigh Julius RSA 21.45; 7, Sebastian Ernst GER 21.54; 8, Olusoji Fasuba NGR 21.92

Heat 4: (-1.9) 1, Williams 20.93; 2, Gatlin 20.94; 3, Devonish 20.95; 4, Batman 20.95; 5, Ronald Pogonov FRA 21.26; 6, Guus Hoogmoed NED 21.26; 7, Kristof Beyens BEL 21.43; 8, Tommi Hartonen FIN 21.54

Semi-finals (First 4 to final) (Aug 10)

Heat 1: (-0.1) 1, Capel 20.45; 2, Spearman 20.49; 3, Unger 20.63; 4, Bolt 20.68; 5, Jaysuma Saïdy GAM 20.75; 6, Daniel Batman USA 20.98; 7, Christian Malcolm GBR 21.09; Aaron Armstrong TTO DNS

Heat 2: (-0.3) 1, Gay 20.27; 2, Gatlin 20.47; 3, Buckland 20.54; 4, Johnson 20.65; 5, Chris Williams JAM 20.72; 6, Shingo Suetsugu JPN 20.84; 7, Marlon Devonish GBR 20.93; 8, Marcin Jędrusiński POL 20.99

Osaka 2007

Final (Aug 30) (-0.8)

1, 141	Tyson Gay	USA	19.76	10.13	9.63
2, 151	Usain Bolt	JAM	19.91	10.15	9.76
3, 161	Wallace Spearmon	USA	20.05	10.32	9.73
4, 181	Rodney Martin	USA	20.06	10.30	9.80
5, 131	Churandy Martina	AHO	20.28	10.50	9.80
6, 171	Marvin Anderson	JAM	20.28	10.50	9.80
7, 191	Chris Williams	JAM	20.57	10.50	10.10
8, 121	Anastásios Goúsis	GRE	20.75	10.70	10.10

The first round saw 16 men run quicker than 20.50 headed by the surprising Goúsis, who cut his lifetime best by more than three tenths to 20.11. Gay showed power in the second round, zipping to a 20.08 ahead of Anderson, while Bolt duplicated his teammate's time of 20.13 in winning his heat. Bolt and Gay were the semi-final winners, with Spearmon and Anderson the athletes looking most likely to threaten the two favourites.

In the final, Bolt took an early lead over Gay (5.69 to 5.74 at 50m), but Gay had caught his tall (1.96m) rival by 100m, and he accelerated powerfully in the straight, passing 150m in 14.75 and gradually extending his lead to the finish. His time of 19.76 beat Michael Johnson's championship record, while Bolt easily held off fast-finishing Spearmon who pipped Martin for the bronze.

First round (First 3 & 8 fastest to second round) (Aug 28)

Heat 1: (0.2) 1, Takahira 20.93; 2, Williams 20.88; 3, de Moraes 21.09; 4, Nazareno 21.18; 5, Juan Pedro Toledo MEX 21.31; 6, Ruslan Abbasov AZE 21.33; 7, Mome Nagel RSA 21.35; 8, Harmone Harmon COK 23.78

Heat 2: (0.2) 1, Gay 20.46; 2, Martina 20.47; 3, Viana 20.47; 4, Osnovnik 20.51; 5, Hongisto 20.56; 6, Dolphin 20.75; 7, Cnibarí 20.71; 8, Mphelave Dlamini SWZ 21.96; 9, Amaro Marino PLW 23.34

Heat 3: (0.2) 1, Barnett 20.31; 2, Suetsugu 20.47; 3, Johnson 20.48; 4, Dzingsai 20.50; 5, Hoogmoed 20.57; 6, Seth Amoo GHA 20.85; 7, Tang Yik Chun HKG 21.72; 8, Sittichai Swongprateep THA 21.87

Heat 4: (0.0) 1, Goúsis 20.11; 2, Bolt 20.12; 3, Christian 20.23; 4, Jędrusiński 20.31; 5, Abrantes 20.48; 6, Mitchell 20.81; 7, Telykh 20.81; 8, Michael Alico GUM 22.45

Heat 5: (0.7) 1, Martin 20.44; 2, Hession 20.46; 3, Schneeberger 20.72; 4, Kamiyama 20.78; 5, Christian Krone RSA 20.85; 6, Khalil Al-Hanahneh JOR 21.01; 7, Courtney Basscombe VIN 22.08

Heat 6: (-0.1) 1, Anderson 20.43; 2, Beyens 20.44; 3, Spearman 20.45; 4, Obikwelu 20.61; 5, Seoud 20.65; 6, Hitiyirue Kaanjika NAM 21.10; 7, Daniel Grueso COL 21.11; 8, Zahir Nasser MDV 23.27

Second round (First 4 to semi-finals) (Aug 28)

Heat 1: (0.3) 1, Martin 20.25; 2, Dzingsai 20.28; 3, Christian 20.36; 4, Williams 20.40; 5, Matic Osnovnik SLO 20.65; 6, Amr Ibrahim Seoud EGY 20.72; 7, Shinji Takahira JPN 20.77; 8, James Dolphin NZL 20.80

Heat 2: (-0.3) 1, Bolt 20.13; 2, Spearman 20.26; 3, Martina 20.39; 4, Barnett 20.41; 5, Visa Hongisto FIN 20.78; 6, Tomoya Kamiyama JPN 20.89; 7, Basilio de Moraes BRA 21.07; 8, Jacobi Mitchell BAH 21.17

Heat 3: (0.9) 1, Gay 20.08; 2, Anderson 20.13; 3, Obikwelu 20.38; 4, Jędrusiński 20.53; 5, Sandro Viana BRA 20.68; 6, Shingo Suetsugu JPN 20.70; 7, Marco Cribari SUI 20.88; 8, Guus Hoogmoed NED 21.32

Heat 4: (0.6) 1, Hession 20.50; 2, Goúsis 20.51; 3, Beyens 20.52; 4, Johnson 20.62; 5, Arnaldo Abrantes POR 20.82; 6, Ivan Telykh RUS 20.98; 7, Marc Schneeberger SUI 21.09; 8, Franklin Nazareno ECU 21.50

Semi-finals (First 4 to final) (Aug 29)

Heat 1: (-0.4) 1, Bolt 20.03; 2, Spearman 20.05; 3, Martin 20.18; 4, Martina 20.20; 5, Francis Obikwelu POR 20.40; 6, Brian Dzingsai ZIM 20.45; 7, Marcin Jędrusiński POL 20.54; 8, Bryan Barnett CAN 20.68

Heat 2: (-0.4) 1, Gay 20.00; 2, Anderson 20.06; 3, Williams 20.24; 4, Goúsis 20.33; 5, Brenden Christian ANT 20.36; 6, Paul Hession IRL 20.50; 7, Kristof Beyens BEL 20.53; 8, Patrick Johnson AUS 20.73

Berlin 2009

Final (Aug 20) (-0.3)

1, 151	Usain Bolt	JAM	19.19WR	9.92	9.27
2, 161	Alonso Edward	PAN	19.81	10.37	9.44
3, 141	Wallace Spearmon	USA	19.85	10.42	9.43
4, 181	Shawn Crawford	USA	19.89	10.15	9.74
5, 131	Steve Mullings	JAM	19.98	10.20	9.78
6, 171	Charles Clark	USA	20.39	10.38	10.01
7, 111	Ramil Guliyev	AZE	20.61	10.77	9.84
8, 121	David Alerte	FRA	20.68	10.65	10.03

The first round heats eliminated none of the possible medallists, though Tyson Gay decided to save himself for the relay rather than going for the 200m. Mullings was the fastest across the first two rounds, with 20.26, and more clues were offered in the semi-finals. Bolt led the first race by a metre from Crawford at the halfway point, and with a gap of two metres plus by 130m, he then eased back to win in 20.08. In the second semi, Mullings led by a metre at halfway, but Spearmon went clear at 140m to win in 20.14.

It was felt that the car accident Bolt had in April would have hindered his training sufficiently to make it unlikely that he would threaten his year-old world record of 19.30. Running in lane five, Bolt made up the stagger on Edward (6) within 50m, and led the field by over two metres by halfway in an unheard of 9.92. Bolt's second 50m, partly on the curve, had taken a staggering 4.32 seconds. He was 0.20 slower over the third 50m segment, passing 150m in 14.44, with Crawford still in second (14.80), Mullings third (14.93), then Edward (15.00) and Spearmon (15.06) closing in.

Bolt flew across the line with the stadium clock showing 19.20, which was quickly rounded down to the official 19.19 (actually 19.190). Despite not being as well prepared as in Beijing, Bolt had surprised himself to cut his his own world record by 0.11. Behind him Edward caught the fading Crawford with 10m to go, then Spearmon edged past for the bronze. Mullings became the first man to run 200m under 20 seconds, and finish only fifth.

First round (First 3 & 5 fastest to second round) (Aug 18)

Heat 1: (-1.5) 1, Crawford 20.60; 2, Smimov 20.85; 3, Dzingsai 20.97; 4, Adam Harris GUY 21.28; 5, Aaron Armstrong TTO 21.38; 6, Khalil Al-Hanahneh JOR 21.98; Dwain Chambers GBR & Jaysuma Saïdy Ndure NOR DNS

Heat 2: (-1.6) 1, Christian 20.81; 2, Menga 20.84; 3, Clark 20.87; 4, Meitê 20.93; 5, Al-Saïfa 20.94; 6, Niko Verekeuta FIJ 21.43; 7, Amr Ibrahim Seoud EGY 21.44; Desislav Gunev BUL DNF

Heat 3: (0.1) 1, Mullings 20.62; 2, Hession 20.66; 3, Fujimitsu 20.69; 4, Alerte 20.72; 5, Idriss Khalid Zougari MAR 21.24; 6, Franklin Nazareno ECU 21.84; 7, Gerald Phiri ZAM DNS

Heat 4: (0.2) 1, Devonish 20.92; 2, Guliyev 21.12; 3, Niit 21.21; 4, Nathaniel McKinney BAH 21.26; 5, Joel Redhead GRN 21.37; 6, Ronalds Arajis LAT 21.38; 7, Sibusiso Matsenjwa SWZ 21.93; 8, Andrew Hinds BAR 22.60

Heat 5: (-0.1) 1, Bolt 20.70; 2, Sorillo 20.74; 3, Effrah 20.80; 4, Sandro Viana BRA 21.12; 5, Eddy De Lépine FRA 21.23; 6, Hitoshi Saito JPN 21.38; Obinna Metu NGR DNS

Heat 6: (0.2) 1, Edward 20.71; 2, Schneeberger 20.76; 3, Callander 20.81; 4, Igor Bodrov UKR 21.00; 5, Hamed Hamdan Al-Bishi KSA 21.00; 6, Ramon Gittens BAR 21.33; 7, Vyacheslav Muraviov KAZ 21.48

Heat 7: (-0.6) 1, Mbandjock 20.65; 2, Cribari 20.80; 3, Palacios 20.83; 4, Collins 20.83; 5, Alexander Kosenkow GER 20.99; 6, Ángel David Rodríguez ESP 21.37; Tyson Gay USA DNS

Heat 8: (-0.9) 1, Connaughton 20.82; 2, Takahira 20.86; 3, Buckland 21.00; 4, Patrick van Luijk NED 21.05; 5, Fanuel Kenosi BOT 21.75; 6, Nikolai Portelli MLT 22.11; 7, Gabriel Mvumvure ZIM 22.67; Arnaldo Abrantes POR DNS

Heat 9: (-0.7) 1, Hering 20.64; 2, Spearmon 20.66; 3, Smellie 20.71; 4, Mpuungu 20.91; 5, Ramone McKenzie JAM 20.97; 6, Seth Amoo GHA 21.04; Churandy Martina AHO DNS

Second round (First 3 & 4 fastest to semi-finals) (Aug 18)

Heat 1: (0.0) 1, Bolt 20.41; 2, Alerte 20.51; 3, Mbandjock 20.55; 4, Clark 20.55; 5, Sorillo 20.58; 6, Kim Collins SKN 20.84; 7, Marc Schneeberger SUI 20.91; 8, Gavin Smellie CAN 21.27

Heat 2: (-0.2) 1, Crawford 20.37; 2, Devonish 20.66; 3, Palacios 20.69; 4, Shinji Takahira JPN 20.69; 5, Roman Smirnov RUS 20.72; 6, Omar Jouma Al-Salfa UAE 20.97; Jared Connaughton CAN DQ (r16.3); Brian Dzingal ZIM DNF

Heat 3: (-0.3) 1, Mullings 20.23; 2, Guliyev 20.40; 3, Hession 20.48; 4, Christian 20.58; 5, Callander 20.62; 6, Platini-Aleixo Menga GER 20.68; 7, Ben Youssef Meité CIV 20.78; 8, Stéphan Buckland MRI 21.33

Heat 4: (-0.6) 1, Edward 20.33; 2, Spearmon 20.44; 3, Hering 20.58; 4, Marco Cribari SUI 20.81; 5, Thuso Mpuungu RSA 20.87; 6, Kenji Fujimitsu JPN 20.97; 7, Sam Effrah CAN 20.97; Marek Niit EST DNS

Semi-finals (First 4 to final) (Aug 19)

Heat 1: (0.0) 1, Bolt 20.20; 2, Edward 20.22; 3, Crawford 20.35; 4, Alerte 20.45; 5, Robert Hering GER 20.52; 6, Rondell Sorillo TTO 20.63; 7, Rolando Palacios HON 20.67; 8, Brendan Christian ANT20.79

Heat 2: (0.3) 1, Spearmon 20.14; 2, Mullings 20.26; 3, Clark 20.27; 4, Guliyev 20.28; 5, Martial Mbandjock FRA 20.43; 6, Paul Hession IRL 20.48; 7, Marlon Devonish GBR 20.62; 8, Emmanuel Callander TTO 20.70

Daegu 2011

Final (Sep 3) (0.8)

1, 131	Usain Bolt	JAM	19.40	9.97/9.43
2, 141	Walter Dix	USA	19.70	10.11/9.59
3, 161	Christophe Lemaitre	FRA	19.80	10.24/9.56
4, 181	Jaysuma Saïdy Ndure	NOR	19.95	10.2 /9.8
5, 151	Nickel Ashmeade	JAM	20.29	10.4 /9.9
6, 121	Bruno de Barros	BRA	20.31	10.5 /9.9
7, 111	Rondell Sorillo	TTO	20.34	10.5 /9.9
171	Alonso Edward	PAN	DNF	

Bolt was back to his normal playful self as the runners lined up for the final, but his reaction time at the start (0.193) showed how careful he was to avoid another disqualification. Despite the strictures that lane three imposed on a man 1.96m tall, Bolt still passed 100m in 9.97, leading by almost 2m from Dix, who was a half metre in front of Ndure. Bolt extended his lead down the straight, passing 147m in 14.25, 0.21 ahead of Dix, with Lemaitre now in third (14.61). The world record holder continued to extend his lead, winning by a full three tenths from Dix in the third best time ever. "I was running as hard as possible," he remarked. Lemaitre set a French record of 19.80 after duelling with Ndure for the bronze.

First round (First 3 & 3 fastest to semi-finals) (Sep 2)

Heat 1: (0.3) 1, Dix 20.42; 2, Seoud 20.44; 3, Collins 20.52; 4, Ogunode 20.54; 5, Marc Schneeberger SUI 20.81; 6, Sebastian Ernst GER 20.95; 7, Sibusiso Matsenjwa SWZ 21.29; 8, Roudy Monroe HAI 22.18

Heat 2: (-0.3) 1, Bolt 20.30; 2, Mathieu 20.46; 3, Maslák 20.63; 4, Malcolm 20.66; 5, Martina 20.70; 6, Bryan Barnett CAN 20.75; 7, Emmanuel Callender TTO 20.97

Heat 3: (-1.1) 1, Ndure 20.65; 2, Patton 20.80; 3, Åstrand 20.87; 4, Paul Hession IRL 21.02; 5, BJ Lawrence SKN 21.16; 6, Rolando Palacios HON 21.22; 7, Yuichi Kobayashi JPN 21.27; 8, Khalilur Rahman BAN 23.53

Heat 4: (-1.1) 1, Lemaitre 20.51; 2, Takahira 20.87; 3, Lehata 21.03; 4, Marvin Anderson JAM 21.09; 5, Lebogang Moeng SA 21.09; 6, Alex Wilson SUI 21.25; 7, Leeroy Henriette SEY 21.83

Heat 5: (-0.8) 1, Ashmeade 20.47; 2, Viana 20.62; 3, Saito 20.80; 4, James Ellington GBR 20.82; 5, Jeremy Dodson USA 20.92; 6, Gabriel Mvumvure ZIM 21.11; 7, Calvin Dascent ISV 21.15

Heat 6: (0.4) 1, Edward 20.55; 2, de Barros 20.63; 3, Schenkel 20.77; 4, Jared Connaughton CAN 20.83; 5, Ben Youssef Meité CIV 20.97; 6, Thuso Mpuungu RSA 21.07; 7, Omar Jouma Al-Salfa UAE 21.45; 8, Luka Rakić MNE 22.73

Heat 7: (-0.7) 1, Sorillo 20.68; 2, Forsythe 20.68; 3, Herrera 20.76; 4, Daniel Grueso COL 20.87; 5, Marek Niit EST 20.90; 6, Nilson André BRA 20.93; 7, Arnaldo Abrantes POR 21.10; 8, Holder da Silva GBS 21.82

Semi-finals (First 2 & 2 fastest to final) (Sep 2)

Heat 1: (-1.0) 1, Lemaitre 20.17; 2, Ashmeade 20.32; 3, Femi Ogunode QAT 20.58; 4, Kim Collins SKN 20.64; 5, Pavel Maslák CZE 20.87; Michael Mathieu BAH DNF; Sandro Viana BRA DQ (r16.2.7); Mosito Lehata LES DNS

Heat 2: (-1.0) 1, Bolt 20.31; 2, Ndure 20.50; 3, de Barros 20.54; 4, Sorillo 20.56; 5, Calvin Patton USA 20.72; 6, Hitoshi Saito JPN 21.17; 7, Reto Schenkel SUI 21.18; Churandy Martina NED DNS

Heat 3: (-0.7) 1, Dix 20.37; 2, Edward 20.52; 3, Mario Forsythe JAM 20.63; 4, Michael Herrera CUB 20.75; 5, Christian Malcolm GBR 20.88; 6, Shinji Takahira JPN 20.90; 7, Jonathan Åstrand FIN 21.03; 8, Amr Ibrahim Seoud EGY 21.15

Moscow 2013

Final (Aug 17) (0.0)

1, 141	Usain Bolt	JAM	19.66
2, 181	Warren Weir	JAM	19.79
3, 131	Curtis Mitchell	USA	20.04
4, 161	Nickel Ashmeade	JAM	20.05
5, 151	Adam Gemili	GBR	20.08
6, 171	Anaso Jobodwana	RSA	20.14
7, 111	Churandy Martina	NED	20.35
8, 121	Jaysuma Saïdy Ndure	NOR	20.37

Bolt's pick-up in the final saw him gain a metre on the field by 60m, and at halfway he was 1½ metres clear of Ashmeade, with Gemili and Weir just behind. The defending champion extended his lead until easing down with 20m left, enabling Weir to gain ground. Behind them, Mitchell closed fast, moving up from seventh at 120m to third at the finish. For Bolt it was his third title in a row, and his fifth global gold in six years. The best ever-times were set for positions 6 & 8.

First round (First 3 & 3 fastest to semi-finals) (Aug 16)

Heat 1: (-0.4) 1, Mitchell 20.37 2, Ndure 20.44 3, Smelyk 20.52 4, Tsákonas 20.55 5, Isaac Makwala BOT 20.84 6, Kyle Graeux TTO 20.89 7, Hitiwirire Kaanjuka NAM 21.33 8, Nedydy Marie SEY 21.98

Heat 2: (-0.2) 1, Jobodwana 20.17 2, Martina 20.37 3, Lehata 20.46 4, Quiñonez 20.47 5, Tremaine Harris CAN 20.68 6, Ratu Banuve Tabakaucoro FIJ 21.27 7, Liaquat Ali PAK 21.90 Joshua Ross AUS DQ (r40.8) (21.45)

Heat 3: (0.0) 1, Weir 20.34 2, Hortelano 20.47 3, Vicaut 20.50 4, Bruno de Barros BRA 20.60 5, Kei Takase JPN 20.96 6, Leastrod Roland SKN 21.37 7, Mitchell Davis DOM 21.99 8, Bernardo Valerios COL 22.37

Heat 4: (-0.7) 1, Edward 20.45 2, Ashmeade 20.54 3, Adams 20.56 4, Aldemir Gomes da Silva BRA 20.73 5, Nil de Oliveira SWE 20.97 6, Aleksandr Khyutte RUS 21.46 7, Yendoutient Tiebekabe TOG 21.85 Wilfried Koffi CIV DNS

Heat 5: (-0.6) 1, Ellington 20.55 2, Livermore 20.59 3, Spearmon 20.59 4, Zalewski 20.60 5, Xie Zhenye CHN 20.74 6, Rolando Palacios HON 21.02 7, Lugelefin Santos DOM 21.13 8, Courtney Williams VIN 21.98

Heat 6: (0.2) 1, Gemili 20.17 2, Young 20.70 3, Iizuka 20.71 4, Winston George GUY 20.88 5, Sergio Ruiz ESP 20.88 6, Enrico Demonte ITA 21.13 7, Ayman Mohamed Ahmed Said EGY 22.27 8, Jerarí Torres GIB 22.98

Heat 7: (0.2) 1, Bolt 20.66 2, Williams 20.72 3, Gordon 20.85 4, Yuichi Kobayashi JPN 20.97 5, Alex Wilson SUI 21.11 6, Jan Žumer SLO 21.35 7, Jamial Rolle BAH 21.40 8, Didier Kiki BEN 22.01

Semi-finals (First 2 & 2 fastest to final) (Aug 16)

Heat 1: (0.0) 1, Mitchell 19.97 2, Weir 20.20 3, Ndure 20.33 4, Jimmy Vicaut FRA 20.51 5, Bruno Hortelano ESP 20.55 6, Alex Quiñonez ECU 20.55 7, Delano Williams GBR 20.61 8, Lalonde Gordon TTO 21.14

Heat 2: (0.0) 1, Bolt 20.12 2, Jobodwana 20.13 3, Isiah Young USA 20.36 4, James Ellington GBR 20.44 5, Jason Livermore JAM 20.46 6, Antoine Adams SKN 20.47 7, Shota Iizuka JPN 20.61 8, Karol Zalewski POL 20.66

Heat 3: (-0.3) 1, Gemili 19.98 2, Ashmeade 20.00 3, Martina 20.14 4, Sergiy Smelyk UKR 20.42 5, Kikodourgos-Stéfanos Tsákonas GRE 20.56 6, Wallace Spearmon USA 20.66 7, Alonso Edward PAN 20.67 8, Mosito Lehata LES 20.68

200 METRES

Multiple Medalists:

4	Frankie Fredericks	NAM	91-2, 93-1, 95-2, 97-2
3	Usain Bolt	JAM	07-2, 09-1, 11-1, 13-1
3	Wallace Spearmon	USA	05-2, 07-3, 09-3
2	Calvin Smith	USA	83-1, 87-1
	John Regis	GBR	87-3, 93-2
	Michael Johnson	USA	91-1, 95-1
	Claudinei da Silva	BRA	97-3, 99-2
	John Capel	USA	03-1, 05-3

Men's 200 Metres, continued

Most Finals/Appearances:

6 Fredericks	91-2, 93-1, 95-2, 97-2, 99-dns, 03-7
--------------	--------------------------------------

National Placings:

	1	2	3	4	5	6	7	8	Points
USA	8	4	6+1=	4	-	4	2	-	169.5
JAM	3	3	-	-	2	1	1	1	64
BRA	-	1	1	3	1	1	-	-	36
GBR	-	1	1	2	2	-	2	1	36
NAM	1	3	-	-	-	1	-	-	31
FRA	-	1	1	-	-	2	-	-	20
NGR	-	-	-	-	1	1	-	-	14
GRE	1	-	-	-	1	-	-	-	13
MRI	-	-	-	-	2	1	-	-	11
TTO	1	-	-	-	-	-	-	-	10
ITA	-	-	1	-	-	-	2	-	10
NOR	-	-	-	1	-	1	-	-	9
BAR	-	-	-	1	-	1	-	-	8
AUS	-	-	-	-	1	1	-	-	8
PAN	-	1	-	-	-	-	-	-	7
CAN	-	-	1	-	-	-	-	-	7
JPN	-	-	1	-	-	-	-	-	6
CUB	-	-	-	1	-	-	-	-	6
GER	-	-	-	-	1	-	-	-	6
SKN	-	-	1=	-	-	-	-	-	5.5
URS	-	-	-	-	1	-	-	-	5
AHO	-	-	-	-	1	-	-	-	4
POL	-	-	-	-	1	-	-	-	4
RSA	-	-	-	-	-	1	-	-	3
AZE	-	-	-	-	-	-	1	-	2
BUL	-	-	-	-	-	-	-	1	2
GHA	-	-	-	-	-	-	-	1	2
NED	-	-	-	-	-	-	-	1	2
BEL	-	-	-	-	-	-	-	1	1
Totals	14	14	13+2=	13	14	14	14	12	502

400 Metres

Helsinki 1983

Final (Aug 10)

			Halves
1, ¹⁴¹ Bert Cameron	JAM	45.05	21.8/23.3
2, ¹⁵¹ Mike Franks	USA	45.22	21.7/23.6
3, ¹¹¹ Sunder Nix	USA	45.24	22.2/23.1
4, ¹⁷¹ Erwin Skamrahl	FRG	45.37	21.4/24.0
5, ¹³¹ Hartmut Weber	FRG	45.49	21.6/23.9
6, ¹⁶¹ Thomas Schönlebe	GDR	45.50	22.0/23.5
7, ¹⁸¹ Michael Paul	TTO	45.80	21.5/24.3
8, ¹²¹ Gérson Souza	BRA	45.91	21.8/24.2

The Commonwealth and three-times US Collegiate Champion, Cameron justified his status as favourite with a clear win. Conversely, the silver and bronze medals did not go to form. Cameron felt that the Germans Weber and Skamrahl would be his biggest rivals but Franks (pre-1983 best of only 48.74) proved to be his closest challenger. Third place went to another American, Nix, who made up four places in the finishing straight and only made the final as fastest loser.

First round (First 3 & 11 fastest to second round) (Aug 7)

Heat 1: 1, Nix 46.19; 2, Souza 46.43; 3, Brown 46.60; 4, Del Prado 46.92; 5, Aldo Cantí FRA 47.50; 6, Gordan Hinds BAR 47.55; 7, Kenrick Clifton-Camerud SKN 49.68; Paiva Bogela PNG DNS

Heat 2: 1, Cameron 46.11; 2, Tomko 46.17; 3, Schönlebe 46.23; 4, Vasvari 46.69; 5, Abu Alhasan GHA 48.14; 6, Ibrahim Khalil UAE 48.16; 7, Ali Alarasi YAR 59.67; Angel Heras ESP DQ

Heat 3: 1, Skamrahl 46.31; 2, Bennett 46.58; 3, Hinds 46.64; 4, Mihinan 46.90; 5, Atui 46.95; 6, Dean Greenaway IVB 48.26; Emmanuel Bitanga CMR DNS

Heat 4: 1, Paul 46.33; 2, Kyeswa 46.35; 3, Takano 46.66; 4, Tabron 46.68; 5, Arnold 47.44; 6, David Sawyer SLE 49.29; 7, Lenford O'Garro STV 50.25; Natee Mersal EGY DNS

Heat 5: 1, Weppler 46.32; 2, Hassan 46.61; 3, Markin 46.74; 4, Tiachov 47.11; 5, Daley 47.19; 6, Josjö 47.25; 7, Jean-Marie Rudasingwa RWA 50.52; Allan Ingraham BAH DN

Heat 6: 1, Franks 46.16; 2, Sigurdsson 47.09; 3, Madzokere 47.17; 4, Malovec 47.35; 5, Mousa Fall 1 SEN 47.72; 6, Joseph Ramutshabi BOT 48.35; 7, Agripa Mwasegga MAW 49.02; Sunday Uti NGR DQ

Heat 7: 1, Weber 45.74; 2, Clark 46.26; 3, Okot 46.69; 4, Rusanan 47.37; 5, Adram Mkumi TAN 49.22; 6, Clive Williams BIZ 51.82; Roberto Ribaud ITA DQ; Michael Solomon TTO DNS

Second round (First 4 to semi-finals) (Aug 8)

Heat 1: 1, Franks 45.57; 2, Brown 45.80; 3, Schönlebe 45.86; 4, Weppler 46.12; 5, Gary Mihinan USA 46.32; 6, Mike Okot UGA 46.38; 7, Christopher Madzokere ZIM 46.74; Dusan Malovec TCH DNF

Heat 2: 1, Cameron 45.76; 2, Clark 45.84; 3, Skamrahl 45.90; 4, Souza 45.94; 5, Gabriel Tiachov CIN 46.22; 6, Eliot Tabron USA 46.54; 7, Isidro Del Prado PHI 46.71; 8, Matti Rusanan FIN 47.69

Heat 3: 1, Weber 46.01; 2, Kyeswa 46.31; 3, Paul 46.44; 4, Hinds 46.62; 5, Susumu Takano JPN 47.06; 6, James Atui KEN 47.59; 7, Oddur Sigurdsson ISL 48.09; Marcel Arnold SUI DNS

Heat 4: 1, Markin 46.16; 2, Nix 46.19; 3, Tomko 46.24; 4, Bennett 46.39; 5, Hector Daley PAN 46.42; 6, Eric Josjö SWE 46.97; 7, Sándor Vasvari HUN 47.34; El Kashief Hassan SUD DNF

Semi-finals (First 4 to final) (Aug 9)

Heat 1: 1, Franks 45.44; 2, Weber 45.61; 3, Schönlebe 45.67; 4, Paul 45.83; 5, Ján Tomko TCH 46.03; 6, Todd Bennett GBR 46.11; 7, Darren Clark AUS 46.36; 8, Martin Weppler FRG 46.55

Heat 2: 1, Cameron 45.48; 2, Skamrahl 45.61; 3, Souza 45.63; 4, Nix 45.73; 5, Viktor Markin URS 45.73; 6, Doug Hinds CAN 46.52; 7, Moses Kyeswa UGA 46.79; 8, Phil Brown GBR 46.81

Rome 1987

Final (Sep 3)

1, ¹³¹ Thomas Schönlebe	GDR	44.33	21.40/22.93
2, ¹⁵¹ Innocent Egbunike	NGR	44.56	21.14/23.42
3, ¹⁷¹ Butch Reynolds	USA	44.80	21.71/23.09
4, ¹²¹ Roberto Hernández	CUB	44.99	21.48/23.51
5, ¹⁶¹ Derek Redmond	GBR	45.06	21.36/23.70
6, ¹⁸¹ David Kitur	KEN	45.34	21.73/23.61
7, ¹⁴¹ Gabriel Tiachov	CIV	46.27	22.17/24.10
8, ¹¹¹ Roddie Haley	USA	46.77	21.30/25.47

Nineteen eighty-seven saw the emergence of Reynolds, who cut the world low-altitude best to 44.10 and clocked a total of eight sub-44.50s prior to the World Championships. Unfortunately, the American was weakened by intestinal problems in Rome and struggled to qualify for the final. Egbunike, meanwhile, impressed greatly with a 44.26 semi-final (21.11 at halfway).

The Nigerian (lane 7) went out quickest in the final but was tracked by Schönlebe (lane 3), who had placed sixth as a teenager in Helsinki. The tall, bespectacled East German – unbeaten all year – proved to be much stronger and passed Egbunike in the last 60m to win. He broke his own European record in the process. Despite his problems, Reynolds took the bronze.

First round (First 4 & 8 fastest to second round) (Aug 30)

Heat 1: 1, Reynolds 45.51; 2, Takano 45.68; 3, Schersing 45.86; 4, Skerrit 46.15; 5, Al Malky 46.23; 6, Bruce Philip DMA 46.56; 7, Felix Stevens CUB 46.89; Hossain Milzer BAN DNS

Heat 2: 1, Kitur 45.39; 2, Egbunike 45.84; 3, Forde 45.99; 4, Daley 46.26; 5, Todd Bennett GBR 46.58; 6, Lyndon George LCA 47.25; 7, Ian Morris TTO 48.06; 8, Bienvenu Yagbongo CAF 50.14

Heat 3: 1, Tiachov 45.65; 2, Clark 45.73; 3, Kurochkin 45.74; 4, Arnold 45.76; 5, Morris 45.83; 6, Macey 46.30; 7, Souza 46.39; Yaya Seyba MLI DNS

Heat 4: 1, Ugbisie 45.55; 2, Schönlebe 45.85; 3, McKay 46.30; 4, Ribaud 46.37; 5, Yann Quentrec FRA 46.78; 6, Mark Senior JAM 47.30; 7, Adram Mikumi TAN 47.39; 8, Dawda Jallow GAM 48.40

Heat 5: 1, Redmond 45.33; 2, Carlowitz 45.52; 3, Haley 45.73; 4, Sawe 45.93; 5, Balosak 46.49; 6, Sánchez 46.54; 7, Tamás Molnár HUN 46.80; 8, Eliaserv Waterbossi INA 47.32

Heat 6: 1, Hernández 45.68; 2, Anzrah 45.91; 3, Cameron 45.94; 4, Brown 46.08; 5, Gudeta 46.25; 6, Prosin 46.26; 7, Jesus Malave VEN 47.10; 8, Lenford O'Garro STV 49.19

Second round (First 3 & 4 fastest to semi-finals) (Aug 31)

Heat 1: 1, Redmond 45.03; 2, Hernández 45.33; 3, Schersing 45.50; 4, Clark 45.58; 5, Hector Daley PAN 46.05; 6, Antonio Sánchez ESP 46.19; 7, John Anzrah KEN 46.45; Alemeayehu Gudeta ETH DNS

Heat 2: 1, Schönlebe 44.81; 2, Kitur 44.94; 3, Haley 45.14; 4, Cameron 45.14; 5, Susumu Takano JPN 45.81; 6, Mohamed Al Malky OMA 45.94; 7, Vladimir Prosin URS 45.94; 8, Lubos Balosak TCH 46.76

Heat 3: 1, Egbunike 45.46; 2, Morris 45.49; 3, Reynolds 45.49; 4, Skerrit 45.65; 5, Kurochkin 45.76; 6, Tito Sawe KEN 45.93; 7, Gerson Souza BRA 46.46; 8, Ismail Macey YUG 46.54

Heat 4: 1, Carlowitz 45.27; 2, Ugbisie 45.30; 3, Tiachov 45.33; 4, Arnold 45.76; 5, Antonio McKay USA 45.85; 6, Elvis Forde BAR 45.92; 7, Phil Brown GBR 46.49; 8, Roberto Ribaud ITA 46.68

Semi-finals (First 4 to final) (Sep 1)

Heat 1: 1, Egbunike 44.26; 2, Schönlebe 44.60; 3, Hernández 44.83; 4, Haley 45.21; 5, Marcel Arnold SUI 45.26; 6, Anton Skerrit CAN 45.62; 7, Mathias Schersing GDR 45.67; 8, Aleksandr Kurochkin URS 45.73; 9, Devon Morris JAM 45.76

Heat 2: 1, Redmond 44.50; 2, Tiaoch 44.69; 3, Kitur 44.73; 4, Reynolds 44.94; 5, Jens Carlowitz GDR 44.97; 6, Bert Cameron JAM 45.19; 7, Moses Ugbisie NGR 45.72; 8, Darren Clark AUS 45.93

3, 131	Samson Kitur	KEN	44.54	21.83/22.71
4, 171	Quincy Watts	USA	45.05	21.85/23.20
5, 181	Sunday Bada	NGR	45.11	21.02/24.09
6, 111	Greg Haughton	JAM	45.63	21.88/23.75
7, 121	Simon Kemboi	KEN	45.65	22.42/23.23
8, 141	Kennedy Ochieng	KEN	45.68	22.30/23.38

Tokyo 1991

Final (Aug 29)

1, 141	Antonio Pettigrew	USA	44.57	21.39/23.18
2, 131	Roger Black	GBR	44.62	21.15/23.47
3, 151	Danny Everett	USA	44.63	21.53/23.10
4, 161	Roberto Hernández	CUB	44.86	21.51/23.35
5, 111	Andrew Valmon	USA	45.09	21.49/23.60
6, 181	Ian Morris	TTO	45.12	21.76/23.36
7, 171	Susumu Takano	JPN	45.39	21.41/23.98
8, 121	Mark Garner	AUS	45.47	21.39/24.08

It looked as if the title would stay in Europe when Black led into the straight after passing 300m in 32.06. The two-time European Champion continued to run strongly and only the American duo of Everett and Pettigrew could stay in touch. As the Briton struggled in the last 15m, Pettigrew, the shorter of the Americans, went ahead to win by just 0.05. Black just managed to hold off the fast-finishing Everett for the silver.

"When we came off the turn I said 'Hey, it's time to do what I was supposed to do,'" reflected Pettigrew. "I did that and I won the race, and I thank God for that."

There is an appalling postscript to this exciting race, because on August 10, 2010 Pettigrew was found dead in the back seat of his car, having committed suicide after having taken an overdose of medication. Two years earlier he had admitted taking EPO between 1997 and 2003 and was stripped of three world and one Olympic relay gold medal won in that period.

First round (First 4 & 8 fastest to second round) (Aug 25)

Heat 1: 1, Pettigrew 45.02; 2, Cañizales 46.23; 3, O'Connor 46.30; 4, Sanders 46.38; 5, Kipkemboi 46.46; 6, Joubert 46.55; 7, Morales 46.80; 8, Manuel Alves Fonseca STP 54.01

Heat 2: 1, Takano 46.10; 2, Kitur 46.19; 3, Martinez 46.25; 4, Molnár 46.64; 5, Klinger 46.71; 6, Roberto Bortolotto BRA 47.44; 7, Joel Otim UGA 48.03; Amadou SY Savane GUI DQ

Heat 3: 1, Daniel 45.64; 2, Redmond 45.78; 3, Lahlou 45.80; 4, Valmon 46.16; 5, Nuti 46.80; 6, Filipe Lomba POR 47.37; 7, Eswort Coombs STV 48.63; Tim Hesse GHA DQ

Heat 4: 1, Everett 45.73; 2, Delice 46.03; 3, Greene 46.27; 4, Noirot 46.41; 5, Jallow 46.66; 6, Wilson 46.71; 7, Seibert Straughn BAR 46.88

Heat 5: 1, Fagan 44.88; 2, Carlowitz 45.78; 3, Black 46.02; 4, Morris 46.16; 5, Haciní 46.52; 6, Tsvetoslav Stankulov BUL 46.89; 7, Thabani Gonye ZIM 47.61; 8, Henry Sweeney MNT 49.81

Heat 6: 1, Hernández 45.49; 2, Garner 45.77; 3, Ismail 46.20; 4, Cornet 46.54; 5, Jindřich Roun TCH 46.86; 6, Charles Gitonga KEN 47.03; Troy Douglas BER DNS

Second round (First 4 to semi-finals) (Aug 26)

Heat 1: 1, Hernández 44.71; 2, Takano 44.91; 3, Morris 45.07; 4, Ismail 45.37; 5, Jens Carlowitz GER 45.68; 6, Dawda Jallow GAM 46.21; 7, Simeon Kipkemboi KEN 46.29; 8, Michael Joubert AUS 46.94

Heat 2: 1, Valmon 45.41; 2, Fagan 45.43; 3, Kitur 45.54; 4, Redmond 45.66; 5, Paul Greene AUS 45.97; 6, Lázaro Martínez CUB 46.12; 7, Tamás Molnár HUN 46.47; Carlos Morales CHI DNS

Heat 3: 1, Pettigrew 45.03; 2, Garner 45.08; 3, Black 45.39; 4, O'Connor 45.56; 5, Patrick Delice TTO 45.78; 6, Anthony Wilson CAN 47.03; 7, Amar Haciní ALG 47.30; Cayetano Cornet ESP DNS

Heat 4: 1, Daniel 45.48; 2, Lahlou 45.69; 3, Everett 45.93; 4, Noirot 45.98; 5, Dmitry Klinger URS 46.29; 6, Wilson Cañizales COL 46.42; 7, Paul Sanders GBR 46.59; Andrea Nuti ITA DQ

Semi-finals (First 4 to final) (Aug 27)

Heat 1: 1, Pettigrew 44.52; 2, Hernández 44.66; 3, Everett 44.97; 4, Morris 45.00; 5, Seymour Fagan JAM 45.34; 6, Ibrahim Ismail QAT 45.46; 7, Derek Redmond GBR 45.67; 8, Benyounes Lahlou MAR 45.75

Heat 2: 1, Black 44.64; 2, Valmon 45.08; 3, Takano 45.43; 4, Garner 45.53; 5, Patrick O'Connor JAM 45.76; 6, Samson Kitur KEN 46.07; 7, Alvin Daniel TTO 46.23; 8, Olivier Noirot FRA 47.13

Stuttgart 1993

Final (Aug 17)

1, 151	Michael Johnson	USA	43.65	21.65/22.00
2, 161	Butch Reynolds	USA	44.13	21.39/22.74

A very strong American trio comprised world record holder Reynolds – returning from a doping suspension – Olympic Champion Watts and Tokyo 200 winner Johnson, who had yet to lose a 400m final.

All three qualified comfortably for the final in which the Nigerian Bada set the pace. He led at 200m, but by 300m it was Johnson from Reynolds with Watts fifth. Reynolds was running one of the best races of his comeback, but was no match for Johnson who had clocked 10.47 for his third 100. He pulled further away in the straight to win with the third-quickest time ever. Kitur was a distant third. Watts's poor run was explained when it became known that the sole of his left shoe broke in the middle of the race.

First round (First 4 & 8 fastest to second round) (Aug 14)

Heat 1: 1, Johnson 45.60; 2, Téllez 45.79; 3, Morris 45.80; 4, Golovostov 45.97; 5, Ladejo 46.17; 6, Gholamreza Sistani IRI 48.27; 7, Livingstone Roach SKN 48.72

Heat 2: 1, Rapnouil 45.63; 2, Ochieng 45.68; 3, Hernández 46.01; 4, Nuti 46.59; 5, Keteng Baloseng BOT 47.93; Slobodan Branković IWP DNS; Ilir Khanari ALB DNS

Heat 3: 1, Bada 45.98; 2, Haughton 46.10; 3, Delice 46.16; 4, Boumendil 46.37; 5, Omori 47.17; 6, Jordan 47.75; 7, Francisco Flores HON 50.86

Heat 4: 1, Kemboi 45.91; 2, Watts 45.94; 3, Hassan 46.61; 4, Lahlou 46.64; 5, Yekpe 46.92; 6, Raymond Escalante MEX 48.03; 7, Stephen Lugo SUD 48.72

Heat 5: 1, Reynolds 45.34; 2, Ismail 45.48; 3, Amegatcher 45.68; 4, Mafe 46.25; 5, Ogola 46.53; 6, Ivanov 46.84; Baobo Neuendorf PNG DNF

Heat 6: 1, Kitur 45.71; 2, de Silva 45.74; 3, Clarke 45.92; 4, Lieder 46.06; 5, Douglas 46.17; 6, Cornet 46.57; 7, Kossi Akoto TOG 47.91

Second round (First 4 to semi-finals) (Aug 15)

Heat 1: 1, Watts 45.07; 2, Kemboi 45.22; 3, de Silva 45.50; 4, Lieder 45.66; 5, Jean-Louis Rapnouil FRA 45.69; 6, Sadek Boumendil ALG 45.91; 7, Cayetano Cornet ESP 46.46; Francis Ogola UGA DQ (r163.3)

Heat 2: 1, Kitur 45.02; 2, Bada 45.21; 3, Haughton 45.48; 4, Amegatcher 45.59; 5, Dmitry Golovostov RUS 46.00; 6, Ade Mafe GBR 46.03; 7, Jean-Claude Yekpe BEN 47.09; 8, Shigekazu Omori JPN 47.42

Heat 3: 1, Johnson 44.72; 2, Ismail 44.95; 3, Clarke 45.32; 4, Téllez 45.51; 5, Troy Douglas BER 45.57; 6, Patrick Delice TTO 45.70; 7, Anton Ivanov BUL 45.93; 8, Andrea Nuti ITA 46.77

Heat 4: 1, Reynolds 44.71; 2, Ochieng 44.90; 3, Morris 45.90; 4, Ladejo 46.51; 5, Roger Jordan BAR 46.89; 6, Benyounes Lahlou MAR 47.83; Ibrahim Hassan GHA DNS; Roberto Hernández CUB DNS

Semi-finals (First 4 to final) (Aug 16)

Heat 1: 1, Watts 44.63; 2, Reynolds 44.82; 3, Kemboi 44.94; 4, Ochieng 45.01; 5, Evan Clarke JAM 45.19; 6, Norberto Téllez CUB 46.17; 7, Du'aine Ladejo GBR 46.33; Ian Morris TTO DNS

Heat 2: 1, Kitur 44.34; 2, Johnson 44.39; 3, Bada 44.63; 4, Haughton 44.78; 5, Ibrahim Ismail QAT 44.85; 6, Solomon Amegatcher GHA 45.58; 7, Neil de Silva TTO 45.66; 8, Rico Lieder GER 45.75

Gothenburg 1995

Final (Aug 9)

1, 151	Michael Johnson	USA	43.39
2, 161	Butch Reynolds	USA	44.22
3, 131	Greg Haughton	JAM	44.56
4, 171	Samson Kitur	KEN	44.71
5, 181	Mark Richardson	GBR	44.81
6, 111	Darnell Hall	USA	44.83
7, 121	Roger Black	GBR	45.28
8, 141	Sunday Bada	NGR	45.50

Johnson became the first man to retain a world or Olympic 400m title and came frustratingly close to the seven year-old world record of Butch Reynolds.

The 27 year-old American was an instant hit with the crowds and was cheered wildly all the way around his opening heat held on the first morning of competition. In the final, Johnson was timed at 21.26 at 200m; then he let rip, clocking 10.29 for the third 100m and overtaking Reynolds in the process. He ran the last 100m by himself and finished in 43.39, just 0.10 outside Reynolds's record. It was Johnson's 46th successive win in a 400m final, and he had the biggest winning margin at this level since 1896.

First round (First 4 & 4 fastest to second round) (Aug 5)

Heat 1: 1, Black 45.81; 2, Ochieng 45.87; 3, Malherbe 46.09; 4, Hacini 46.29; 5, Udemie Ekpeyong NGR 46.41; 6, Ahmed Ali GHA 46.75; 7, Kenmore Hughes ANT 47.26; 8, Medard Makanga CGO 47.38

Heat 2: 1, Ismail 45.10; 2, Kamoga 45.34; 3, Hall 45.34; 4, Phiri 45.94; 5, Greene 46.25; 6, Desiré Pierre-Louis MRI 46.73; 7, Eripiodes Demostenhos CYP 46.84

Heat 3: 1, Richardson 45.61; 2, Haughton 45.62; 3, Ogola 45.70; 4, Coombs 46.06; 5, Ndiaye 46.31; 6, Maxime Charlemagne LCA 48.21; Arnold Payne ZIM DQ (r163.3); Sebastian Kittel CHI DNS

Heat 4: 1, Johnson 45.49; 2, Matliu 45.80; 3, Clarke 45.92; 4, Patrick 46.11; 5, Pablo Escriba ESP 46.85; 6, Omar Mena CUB 47.53; Stephen Luger SUD DQ (r163.3)

Heat 5: 1, Reynolds 45.60; 2, Rusterholz 45.97; 3, Hilaire 46.13; 4, Monye 46.25; 5, Crussellas 46.32; 6, Mohammed Al-Bishy KSA 46.76; 7, Richard Jones GUY 47.36

Heat 6: 1, Kitur 45.63; 2, Téllez 45.72; 3, Sena 45.75; 4, McIntosh 45.87; 5, Joubert 46.31; 6, Justice Dipeba BOT 46.57; 7, Raymond Escalante MEX 48.29

Heat 7: 1, Bada 46.08; 2, Nuti 46.25; 3, McFarlane 46.27; 4, Shon 46.41; 5, Sanderlei Parrela BRA 46.59; 6, Hayden Stephens TTO 47.64; 7, Salomone Bole FIJ 47.92; Alvaro James CRC DQ (r163.3)

Second round (First 4 to semi-finals) (Aug 6)

Heat 1: 1, Reynolds 44.63; 2, Matliu 44.97; 3, Black 45.01; 4, Monye 45.16; 5, Francis Ogola UGA 45.64; 6, Troy McIntosh BRA 45.72; 7, Arnaud Malherbe RSA 46.12; 8, Hachim Ndiaye SEN 46.96

Heat 2: 1, Hall 45.09; 2, Haughton 45.12; 3, Ismail 45.31; 4, Kamoga 45.50; 5, Inaldo Sena BRA 45.71; 6, Jorge Crussellas CUB 46.09; 7, Adrian Patrick GBR 46.27; 8, Eswort Coombs STV 47.15

Heat 3: 1, Kitur 45.25; 2, Richardson 45.30; 3, Rusterholz 45.54; 4, McFarlane 45.79; 5, Andrea Nuti ITA 45.89; 6, Pierre-Marie Hilaire FRA 46.01; 7, Shon Ju-Il KOR 46.31; 8, Paul Greene AUS 46.36

Heat 4: 1, Johnson 45.15; 2, Bada 45.29; 3, Téllez 45.68; 4, Clarke 45.69; 5, Bobang Phiri RSA 45.94; 6, Kennedy Ochieng KEN 46.15; 7, Michael Joubert AUS 46.61; 8, Amar Hacini ALG 46.64

Semi-finals (First 4 to final) (Aug 7)

Heat 1: 1, Johnson 44.91; 2, Bada 45.03; 3, Hall 45.07; 4, Black 45.32; 5, Abednego Matliu KEN 45.41; 6, Davian Clarke JAM 45.58; 7, Matthias Rusterholz SUI 45.80; 8, Davis Kamoga UGA 45.92

Heat 2: 1, Haughton 44.70; 2, Reynolds 45.10; 3, Kitur 45.27; 4, Richardson 45.42; 5, Jude Monye NGR 45.95; 6, Danny McFarlane JAM 45.98; 7, Norberto Téllez CUB 46.68; Ibrahim Ismail QAT DNS

Graham, who was convicted of lying to agents investigating the BALCO affair. All his results from January 1, 1997 were cancelled, including three World Championship relay golds and three individual 400m finals. His 1991 world title was not affected.

First round (First 4 & 4 fastest to second round) (Aug 3)

Heat 1: 1, Baulch 45.85; 2, Martin 46.04; 3, Chiwira 46.09; 4, Youla 46.62; 5, Roman Galkin UKR 46.82; 6, Antonio Andrés ESP 46.94; Neil De Silva TTO DNF

Heat 2: 1, McDonald 45.89; 2, Kamoga 46.17; 3, Cárdenas 46.26; 4, Shon 47.47; 5, Liud Kpongong RSA 47.66; 6, Kendon Maynard ISV 47.83; 7, Mohsin Munir PAK 49.61; Jude Monye NGR DNS

Heat 3: 1, Parrela 45.35; 2, Washington 45.35; 3, Thilakeratne 45.58; 4, Wade 45.61; 5, Rusterholz 45.76; 6, Rapnouil 45.85; 7, Kenmore Hughes ANT 47.11

Heat 4: 1, Thomas 45.62; 2, Clarke 45.77; 3, Czubak 45.82; 4, Malherbe 46.08; 5, Louahla 46.22; 6, Kostas Momooulidis GRE 46.64; 7, Eripiodes Demostenhos CYP 47.57

Heat 5: 1, Johnson 45.66; 2, Coombs 45.78; 3, Ndiaye 45.84; 4, Ochieng 45.88; 5, Vaccari 46.00; 6, Odair Pericles STP 46.47; 7, Jan Poděbráský CZE 46.52

Heat 6: 1, Young 45.34; 2, Richardson 45.44; 3, Bada 45.79; 4, Ismail 45.88; 5, Soloveni Nakaunicina FIJ 46.51; 6, Shigekazu Omori JPN 47.09; 7, Eugene Farrell IRL 48.20; 8, Bashir Al-Khaiwai YEM 50.96

Heat 7: 1, Balosak 45.84; 2, Chukwu 46.10; 3, Mačkowiak 46.15; 4, Rafik Elouardi AUT 46.95; 5, Dennis Darling BAH 47.96; 6, Angelo Ignatius AHO 49.01; Pettigrew DQ (r40.8) (45.67)

Second round (First 3 & 4 fastest to semi-finals) (Aug 3)

Heat 1: 1, Thomas 44.98; 2, Mačkowiak 45.26; 3, Martin 45.37; 4, Stefan Balosak SVK 45.48; 5, Mathias Rusterholz SUI 45.89; 6, Alejandro Cárdenas MEX 46.63; 7, Shon Ju-Il KOR 47.36; Pettigrew DQ (r40.8) (44.88)

Heat 2: 1, Baulch 45.06; 2, Kamoga 45.25; 3, Wade 45.38; 4, Johnson 45.39; 5, Eswort Coombs STV 45.47; 6, Jean Rapnouil FRA 46.14; 7, Tawanda Chiwira ZIM 46.22; 8, Benjamin Youla CGO 46.29

Heat 3: 1, Chukwu 45.06; 2, Washington 45.09; 3, Clarke 45.27; 4, Hachim Ndiaye SEN 45.44; 5, Sugath Tillakeratne SRI 46.11; 6, Kennedy Ochieng KEN 46.28; 7, Marco Vaccari ITA 46.32; Sanderlei Parrela BRA DNS

Heat 4: 1, Young 44.87; 2, Richardson 45.05; 3, McDonald 45.16; 4, Bada 45.37; 5, Czubak 45.41; 6, Ibrahim Ismail QAT 46.12; 7, Samir-Adel Louahla ALG 46.23; 8, Arnaud Malherbe RSA 46.73

Semi-finals (First 4 to final) (Aug 4)

Heat 1: 1, Washington 44.61; 2, Richardson 44.62; 3, Baulch 44.69; 4, Davian Clarke JAM 45.07; 5, Ibrahima Wade SEN 45.47; 6, Sunday Bada NGR 45.96; Robert Mačkowiak POL DNS; Pettigrew DQ (r40.8) (44.87)

Heat 2: 1, Johnson 44.37; 2, Young 44.30; 3, Kamoga 44.57; 4, Thomas 44.61; 5, Clement Chukwu NGR 45.26; 6, Roxbert Martin JAM 45.49; 7, Tomas Czubak POL 45.51; 8, Michael McDonald JAM 45.74

Athens 1997

Final (Aug 5)

1, ¹⁴¹ Michael Johnson	USA	44.12	21.64/22.48
2, ¹⁷¹ Davis Kamoga	UGA	44.37	21.55/22.82
3, ¹³¹ Tyree Washington	USA	44.39	21.63/22.76
4, ¹⁵¹ Mark Richardson	GBR	44.47	21.57/22.90
5, ¹⁶¹ Jerome Young	USA	44.51	21.51/23.00
6, ¹²¹ Iwan Thomas	GBR	44.52	21.00/23.52
7, ¹¹¹ Jamie Baulch	GBR	45.22	21.32/23.90
8, ¹⁸¹ Antonio Pettigrew	USA	DQ (r40.8)	21.99/22.58 (44.57)

No stranger to making athletics history, Johnson notched up a couple of more firsts: he became the first "wild card" winner of a world title (under the new arrangement all current world champions are entitled to defend as of right) and the first to win a third world title at 400m.

Johnson's victory on this occasion was by no means a foregone conclusion; not fully race-fit following injury, he had in June sustained his first one-lap defeat for eight years. In Athens he nearly blew it after easing up too drastically in his quarter-final, finishing fourth. He had an anxious wait before learning that his time of 45.39 sufficed – by 5/100ths – to advance him as a fastest loser. He won his semi in a non-nonsense 44.37 before using all his experience and judgement to take the final in 44.12. That may have been a time he had bettered on 14 previous occasions but he was more than content to prove that, while some way short of his best, he could still outgun his rivals.

He eased his way through 200 in 21.64 in seventh place while Thomas blazed through in a personal best of 21.00; by 300m he was in third place and in the final straight he was too strong for the others, led home by Kamoga, Washington and Richardson, all of whom ran life-time bests. "I feel that I am a champion and champions go out and win, whatever the situation," said Johnson.

Finishing stronger than anyone but Johnson was former champion Pettigrew. Eleven years later, Pettigrew was suspended by the IAAF after admitting to using human growth hormone and EPO dating back to 1997. He made the admissions during the trial of coach Trevor

Seville 1999

Final (Aug 26)

1, ¹⁵¹ Michael Johnson	USA	43.18	wRR 21.22/21.96
2, ¹⁷¹ Sanderlei Parrela	BRA	44.29	21.13/23.16
3, ¹⁴¹ Alejandro Cárdenas	MEX	44.31	21.19/23.12
4, ¹¹¹ Mark Richardson	GBR	44.65	21.28/23.37
5, ¹²¹ Greg Haughton	JAM	45.07	21.22/23.85
6, ¹⁸¹ Jamie Baulch	GBR	45.18	21.29/23.89
¹⁶¹ Jerome Young	USA	DQ	21.33/23.03 (r40.8) (44.36)
¹³¹ Antonio Pettigrew	USA	DQ	21.19/23.35 (r40.8) (44.54)

Having achieved everything else he could have dreamed of, Johnson had just one more major goal ... to succeed Butch Reynolds as world record holder for 400m. Just as the Atlanta Olympics was the setting for his fabulous world 200m record of 19.32, so it was another major occasion which provided the backdrop for the swiftest 400m ever run. After pulling up in Stockholm a month earlier, there had been a question over his fitness but any doubts were dispelled when he sauntered to a 43.95 clocking in his semi.

Drawn in lane five in the final and finding conditions ideal (hot and no wind), Johnson went for it. Reaching 100m in 11.10, 200m in 21.22 and 300m in 31.66, he maximized his strength in the finishing straight by covering the final 100m in an astounding 11.52 for a time of 43.18, 11/100ths inside Reynolds' mark. That won him a \$100,000 bonus on top of his \$60,000 first prize and brought his tally of world titles to eight, equalling Carl Lewis' record. He would add a ninth in the 4x400m relay. Johnson's winning margin over Parrela of 10m was the widest ever in a world or Olympic 400m final.

Young and Pettigrew originally placed fourth and fifth, but were each disqualified in retrospect for doping violations. Both had been

drawn in the second semi-final, so two men (Sestak and Wade) from that race were robbed of their rightful place in an historic final.

First round (First 4 & 8 fastest to second round) (Aug 22)

Heat 1: 1, Czubak 45.13; 2, Davis 45.25; 3, Richardson 45.26; 4, Sestak 45.47; 5, Chukwu 45.95; 6, Kenji Tabata JPN 46.42; 7, Adriaan Botha RSA 46.44; 8, Carlos Santa DOM 46.80

Heat 2: 1, Cárdenas 45.34; 2, Johnson 45.35; 3, Mukomana 45.63; 4, Milazar 45.90; 5, Ochieng 46.13; 6, Solomon Wariso GBR 46.61; 7, Eripides Demosthenous CYP 46.72; 8, Paul McKerny IRL 46.87

Heat 3: 1, McDonald 45.13; 2, Tillakeratne 45.73; 3, Ismail 45.94; 4, Ekpeyong 46.25; 5, Niemi 46.33; 6, Dmitriy Golovastov RUS 46.53; 7, Bothwell Namuswa ZAM 48.10; Pettigrew DQ (r40.8) (45.56)

Heat 4: 1, Parrela 45.15; 2, Canal 45.36; 3, Maćkowiak 45.51; 4, Malherbe 45.56; 5, McFarlane 45.58; 6, Bada 45.61; 7, Kan 46.20

Heat 5: 1, Baulch 45.51; 2, Wade 45.76; 3, Rysyukiewicz 46.12; 4, Anastásios Goúsis GRE 46.60; 5, Marcel Lopuchovsky SVK 46.97; 6, Abednego Matlu KEN 47.42; Neil De Silva TTO DQ (r163.3); Young DQ (r40.8) (45.22)

Heat 6: 1, dos Santos 45.72; 2, Haughton 45.87; 3, Osakada 45.94; 4, van Oudtshoorn 45.98; 5, Foucan 46.13; 6, Matthias Rusterholz SUI 46.43; 7, Alleyne Francique GRN 47.49; 8, Rashid Chouhal MLT 48.32

Second round (First 4 to semi-finals) (Aug 23)

Heat 1: 1, Baulch 45.14; 2, Rysyukiewicz 45.54; 3, dos Santos 45.61; 4, Jun Osakada JPN 45.71; 5, Michael McDonald JAM 45.87; 6, Udemé Ekpeyong NGR 46.40; 7, Jopie van Oudtshoorn RSA 46.42; Pettigrew DQ (r40.8) (45.22)

Heat 2: 1, Johnson 45.10; 2, Czubak 45.27; 3, Wade 45.53; 4, McFarlane 45.54; 5, Sunday Bada NGR 45.69; 6, David Canal ESP 46.21; 7, Sugath Tillakeratne SRI 46.40; 8, Shane Niemi CAN 46.57

Heat 3: 1, Cárdenas 44.97; 2, Richardson 44.98; 3, Ochieng 45.13; 4, Robert Maćkowiak POL 45.23; 5, Arnaud Malherbe RSA 45.77; 6, Marc Foucan FRA 45.78; Eric Milazar MRI DNS; Young (DQ) (r40.8) (44.94)

Heat 4: 1, Parrela 44.72; 2, Haughton 45.13; 3, Davis 45.14; 4, Sestak 45.43; 5, Clement Chukwu NGR 45.50; 6, Ibrahim Ismail QAT 46.04; 7, Phillip Mukomana ZIM 46.36; 8, Masayoshi Kan JPN 46.37

Semi-finals (First 4 to final) (Aug 24)

Heat 1: 1, Johnson 43.95; 2, Cárdenas 44.37; 3, Parrela 44.37; 4, Richardson 44.47; 5, Jerome Davis USA 44.51; 6, Tomasz Czubak POL 44.62; 7, Kennedy Ochieng KEN 45.57; 8, Danny McFarlane JAM 45.86

Heat 2: 1, Haughton 45.09; 2, Baulch 45.24; 3, Matija Sestak SLO 45.47; 4, Ibrahim Wade SEN 45.66; 5, Anderson dos Santos BRA 45.67; Piotr Rysyukiewicz POL DNF; Young DQ (r40.8) (44.55); Pettigrew DQ (r40.8) (44.98)

Edmonton 2001

Final (Aug 6)

1, ¹⁴¹ Avarð Moncur	BAH	44.64
2, ¹⁶¹ Ingo Schultz	GER	44.87
3, ¹⁵¹ Greg Haughton	JAM	44.98
4, ¹¹¹ Eric Milazar	MRI	45.13
5, ¹²¹ Hamdan Al-Bishi	KSA	45.23
6, ¹⁸¹ Alleyne Francique	GRN	46.23
¹³¹ Robert Maćkowiak	POL	DNF
¹⁷¹ Antonio Pettigrew	USA	DQ (r40.8) (44.99)

Michael Johnson had not quite retired in 2001, but decided to run in relay races only. The way was therefore clear for a new individual champion, and the 1.97 tall Moncur immediately impressed with a 44.88 heat. An even taller man, Schultz (2.01), starred in the semis with an unexpected pb of 44.66. In the final, Moncur (lane 4) led at 300m from 1995 bronze medallist Haughton and Schultz. The Bahamian continued to run strongly, Schultz came through for the silver and Haughton just held off 1991 winner Pettigrew for the bronze, though of course Pettigrew would eventually be disqualified. The US therefore failed to win a medal at this event for the first time.

First round (First 3 & 3 fastest to semi-finals) (Aug 4)

Heat 1: 1, Moncur 44.88; 2, Grange 45.20; 3, Maćkowiak 45.27; 4, Santos 45.47; 5, Karel Blaha CZE 45.82; 6, Tomas Coman IRL 45.90; Yevgeniy Zyukov UKR DQ (r163.3)

Heat 2: 1, Francique 45.66; 2, Richardson 45.66; 3, Rysyukiewicz 45.92; 4, Ezra Sambu KEN 46.18; 5, Amin Gouma'a EGY 46.29; 6, Alessandro Attene ITA 46.56; 7, Kenji Tabata JPN 46.68; 8, Carlton Fortune SUR 52.69

Heat 3: 1, Al-Bishi 45.00; 2, McDonald 45.02; 3, Thilakeratne 45.41; 4, Ato Modibo TTO 45.82; 5, Takahiko Yamamura JPN 47.22; 6, Alvaro James CRC 47.46; 7, Youba Ould Mohamed MTN 47.87; Young DQ (r40.8) (45.57)

Heat 4: 1, Milazar 45.94; 2, Dlugoski 46.49; 3, Sanjay Ayre JAM 46.96; 4, Adriaan Botha RSA 47.32; 5, Kenmore Hughes ANT 48.18; 6, Meshaal Al-Harbi KUW 48.19; Arnold Payne ZIM DNF; Pettigrew DQ (r40.8) (45.74)

Heat 5: 1, Haughton 45.54; 2, Canal 45.63; 3, Thomas 45.92; 4, Christopher Brown BAH 46.01; 5, Sunday Bada NGR 46.12; 6, Flavio Godoy BRA 46.13; 7, Mohammed Abidin MAS 46.46; 8, Kerth Gumbs AIA 57.83

Heat 6: 1, Schultz 45.11; 2, Byrd 45.35; 3, Niemi 45.41; 4, Laursen 45.54; 5, Rohan

Pradeep Kumara SRI 46.46; 6, Sofiene Labidi TUN 47.03; 7, William Hernández VEN 47.26; 8, Bheki Maima SWZ 49.61

Heat 7: 1, Louahla 45.13; 2, Mokganyetsi 45.15; 3, Raquil 45.55; 4, Benjamin Youla CGO 45.92; 5, Jamie Baulch GBR 46.15; 6, Dmitriy Golovastov RUS 46.22; 7, Jun Osakada JPN 46.86; 8, Emmanuel de Lorenzi MON 55.57

Semi-finals (First 2 & 2 fastest to final) (Aug 5)

Heat 1: 1, Moncur 44.89; 2, Francique 45.11; 3, Mark Richardson GBR 45.14; 4, Marc Raquil FRA 45.22; 5, David Canal ESP 45.50; 6, Anderson dos Santos BRA 45.83; 7, Piotr Rysyukiewicz POL 46.12; Pettigrew DQ (r40.8) (45.00)

Heat 2: 1, Haughton 44.83; 2, Milazar 44.92; 3, Al-Bishi 45.10; 4, Leonard Byrd USA 45.39; 5, Shane Niemi CAN 45.91; 6, Hendrik Mokganyetsi RSA 45.99; 7, Piotr Dlugoski POL 46.62; 8, Iwan Thomas GBR 46.72

Heat 3: 1, Schultz 44.66; 2, Maćkowiak 44.84; 3, Malik Louahla ALG 45.14; 4, Marcus la Grange RSA 45.44; 5, Jimisola Laursen SWE 45.62; 6, Sugath Thilakeratne SRI 46.69; Michael McDonald JAM DNF; Jerome Young USA DQ (r40.8) (45.43)

Paris 2003

Final (Aug 26)

1, ¹⁴¹ Tyree Washington	USA	44.77	21.4/23.4
2, ¹⁵¹ Marc Raquil	FRA	44.79	21.9/22.9
3, ¹²¹ Michael Blackwood	JAM	44.80	
4, ¹⁸¹ Leslie Djhone	FRA	44.83	
5, ¹¹¹ Eric Milazar	MRI	45.17	
6, ¹⁷¹ Alleyne Francique	GRN	45.48	
¹⁶¹ Jerome Young	USA	DQ (r40.8)	21.4/23.1 (44.50)
¹³¹ Calvin Harrison	USA	DQ (r40.8)	(44.96)

The favourite was Tyree Washington, silver medallist in 1997 and unbeaten so far in 2003. He won the second of three semi-finals, the other victors being Raquil and Young. Those three drew lanes 4-5-6 in the final in which Washington had a slight lead at halfway. Young then pulled away to gain a clear lead by 300m, while Raquil was a clear last. At this point Harrison was third so the US looked set to win all three medals.

Washington gained slightly on Young while Blackwood passed Harrison. Then to the delight of the home crowd, Raquil ate up the ground between him and the others. Running the last 100m in 11.7 compared with 12.4 by Young, the gangling Frenchman tore through the pack, catching and dipping past Blackwood with his final stride to break the French record. "I tried to stay with them," explained Raquil, "but I always have the same problem in the bend. My concentration goes and I lose the plot. I had to throw everything into the finishing straight."

Unfortunately, Young's time in Paris won't be remembered for this win. During the championships, reports emerged identifying him as an athlete who had committed a serious doping violation in 1999 without incurring any penalty. In summer 2004, the Court of Arbitration for Sport declared that Young should have served a two-year ban from June 1999 to June 2001, meaning that he was stripped of his fourth place in Seville 1999 and his 2000 Olympic relay gold. A further violation at the 2004 Paris Golden League resulted in a life ban, but he retained his 2003 world gold ... until further revelations in 2009 resulted in the IAAF cancelling ALL of Young's results since the start of 1999, 2003 included. In the meantime, the Paris results were twisted further when in 2004 it was confirmed that Calvin Harrison had also failed a doping control test in June 2003 and should therefore have had two years of results annulled from that date.

Two men who were eliminated after having cracked 45 seconds in the semi-finals (Al-Bishi and Kikaya) were thus cheated out of a place in the final by the American pair.

First round (First 3 & 3 fastest to semi-finals) (Aug 23)

Heat 1: 1, Blackwood 45.13; 2, Milazar 45.15; 3, Moncur 45.40; 4, Santos 45.62; 5, Marcus La Grange RSA 45.68; 6, Victor Kibet KEN 46.15; 7, Youba Ould Mohammed MTN 46.00; Geoffroy Bai PNG 47.86 DQ (r163.3)

Heat 2: 1, López 45.62; 2, Labidi 46.07; 3, Vincent Moumou Kiliu KEN 46.09; 4, Zsolt Szeglet HUN 46.14; 5, Daniel Batman AUS 46.22; 6, Paul McKee IRL 46.43; Harrison DQ (r40.8) (45.43)

Heat 3: 1, Kikaya 45.45; 2, van Branteghem 45.69; 3, Santa 45.89; 4, Ezra Sambu KEN 46.01; 5, Ioan Viru ROU 46.61; 6, Chris Lloyd MA 46.74; 7, Nagmeldin Ali Abubakar SUD 46.78

Heat 4: 1, Washington 45.30; 2, Caines 45.35; 3, Djhone 45.48; 4, Schultz 45.55; 5, Andrea Barberi ITA 45.87; 6, California Molefe BOT 46.12; 7, Malik Louahla ALG 46.22

Heat 5: 1, Raquíl 45.49; 2, Simpson 45.60; 3, Niemi 45.83; 4, Anton Galkin RUS 45.89; 5, Sugath Thilakarathne SRI 46.09; 6, Jun Osakada JPN 46.51; 7, Danilison Ricciulle GBS 48.74; Kelsey Nakanelua ASA DNF

Heat 6: 1, Al-Bishi 45.42; 2, Canal 45.86; 3, Paul Gorries RSA 45.98; 4, Stilianós Dimotsois GRE 46.48; 6, Mitsuhiro Sato JPN 46.53; Bothwell Nachihulu ZAM DQ (r163.3) (49.23); Young DQ (r40.8) 45.28

Heat 7: 1, Brown 45.35; 2, Al-Shammari 45.41; 3, Franquice 45.62; 4, Hill 45.64; 5, Jimisola Laursen SWE 45.87; 6, Davian Clarke JAM 46.26; 7, Kenmore Hughes ANT 48.36; 8, Chao Un Kei MAC 50.11

Semi-finals (First 2 & 2 fastest to final) (Aug 24)

Heat 1: 1, Milazar 44.75; 2, Franquice 44.81; 3, Hamdan Otha Al-Bishi KSA 44.99; 4, Cédric van Branteghem BEL 45.27; 5, Carlos Santa DOM 45.43; 6, Anderson Jorge dos Santos BRA 45.94; Young DQ (r40.8) (44.70); Harrison DQ (r40.8) (44.71)

Heat 2: 1, Washington 44.60; 2, Djhone 45.03; 3, Daniel Caines GBR 45.29; 4, Chris Brown BAH 45.29; 5, Sofiene Labidi TUN 45.56; 6, Avarud Moncur BAH 45.65; 7, Ingo Schultz GER 46.02; 8, Fawzi Al-Shammari KUW 46.52

Heat 3: 1, Raquíl 44.88; 2, Blackwood 44.98; 3, Gary Kikaya COD 44.99; 4, Yemman López CUB 45.11; 5, Brandon Simpson JAM 45.18; 6, Clinton Hill AUS 45.35; 7, Shane Niemi CAN 45.60; 8, David Canal ESP 45.63

Robert Tobin GBR 46.89; 5, Pierre Lavanchy SUI 47.19; 6, Talkmore Nyongani ZIM 47.20; 7, California Molefe BOT 47.26; 8, Mitsuhiro Sato JPN 48.55

Osaka 2007

Final (Aug 31)

1, ¹⁶¹ Jeremy Wariner	USA	43.45	20.92/22.53
2, ¹⁵¹ LaShawn Merritt	USA	43.96	20.88/23.08
3, ¹⁴¹ Angelo Taylor	USA	44.32	20.90/23.42
4, ¹⁸¹ Chris Brown	BAH	44.45	
5, ¹⁷¹ Leslie Djhone	FRA	44.59	
6, ¹³¹ Tyler Christopher	CAN	44.71	
7, ¹⁹¹ Johan Wissman	SWE	44.72	
8, ¹²¹ Avarud Moncur	BAH	45.40	

A lifetime best of 43.50 in Stockholm just before the championships showed the condition of defending champion Wariner. The American easily won both heat and semi-final. Taylor and Merritt were the other semi-final winners, suggesting that the three medals would travel America's way. Indeed the standard of the heats was higher than ever with marks of 45.44, 45.47 and 45.50 not good enough for a place in the semi-finals, from which Commonwealth Champion Steffensen was eliminated, despite running 44.95.

Merritt, with Wariner in his sights, was just ahead at halfway in the final thanks to a second 100 of 10.11. However, Wariner produced a superb third 100m of 10.66 to lead by a metre at 300m. He flowed imperiously to a five-metre win in a personal best of 43.45, and third place on the world all-time list. Merritt produced his first sub-44 clocking with 43.96, while Taylor held off Brown for the bronze. For the second World Championships, the Bahamian placed fourth with a national record. In Helsinki it was 44.48 and Osaka 44.45.

First round (First 3 & 3 fastest to semi-finals) (Aug 28)

Heat 1: 1, Brown 44.50; 2, Steffensen 44.82; 3, Peguero 44.92; 4, Bastian Swillims GER 45.44; 5, Renny Quow TTO 45.70; 6, Marcin Marciniusz POL 45.83; 7, Dimitrios Régas GRE 46.22; 8, Takeshi Fujiwara ESP 46.92

Heat 2: 1, Wariner 45.10; 2, Moncur 45.27; 3, Gillick 45.35; 4, Martyn Rooney GBR 45.47; 5, Lewis Banda ZIM 45.66; 6, Bricos Panel FRA 46.02; 7, Félix Martínez PUR 46.86; 8, Abdulla Mohamed Hussein SOM 50.54; 9, Hermán López NCA 50.72

Heat 3: 1, Franquice 44.95; 2, Djhone 45.17; 3, Chambers 45.34; 4, Andrew Steele GBR 45.54; 5, Rafał Wieruszewski POL 45.94; 6, Carlos Santa DOM 45.99; 7, Clemens Zeller AUT 46.06; Yuzo Kanemaru JPN DNF

Heat 4: 1, Merritt 44.78; 2, Wissman 44.94; 3, Williams 45.31; 4, Nyongani 45.40; 5, Éric Milazar MRI 46.55; 6, Andrés Silva URU 46.79; 7, Daibor Spasovski MKD 48.63; 8, Karar Al-Abodi IRO 48.95

Heat 5: 1, Kikaya 45.21; 2, Ayre 45.28; 3, Benjamin 45.44; 4, Chris Lloyd DMA 45.46; 5, Wladislaw Frolow URU 45.69; 6, Ioan Vieru ROU 46.78; 7, Mathieu Granigo BEN 47.51; 8, Nicolaverne Palanca ANG 48.60

Heat 6: 1, Brenes 45.01; 2, Taylor 45.33; 3, Collazo 45.29; 4, Molefe 45.36; 5, Blackwood 45.44; 6, Yuki Yamaguchi JPN 46.28; 7, Jonathon Lavers GIB 47.97; 8, Ivano Bucci SMR 48.07; Ali Ababaker Nagmeldin SUD DNF

Heat 7: 1, Christopher 45.15; 2, Modibo 45.22; 3, Wrooe 45.39; 4, Daniel Dąbrowski POL 45.50; 5, Andrea Barberi ITA 45.74; 6, Dimirios Grávalos GRE 46.94; 7, Moses Kamut VAN 48.90; Lionel Larry USA DNF

Semi-finals (First 2 & 2 fastest to final) (Aug 29)

Heat 1: 1, Taylor 44.45; 2, Wissman 44.56; 3, Moncur 44.34; 4, Nery Brenes CRC 45.14; 5, Sean Wroe AUS 45.25; 6, Alleyne Francique GRN 45.41; 7, Arismendy Peguero DOM 45.54; 8, Michael Blackwood JAM 45.60

Heat 2: 1, Wariner 44.34; 2, Brown 44.52; 3, Ato Modibo TTO 45.12; 4, Gary Kikaya COD 45.14; 5, Ricardo Chambers JAM 45.18; 6, David Gillick IRL 45.37; 7, California Molefe BOT 45.47; 8, William Collazo CUB 45.54

Heat 3: 1, Merritt 44.31; 2, Djhone 44.46; 3, Christopher 44.47; 4, John Steffensen AUS 44.95; 5, Andre Williams BAH 45.40; 6, Tim Benjamin GBR 46.17; 7, Young Talkmore Nyongani ZIM 46.23; Sanjay Ayre JAM DNF

Berlin 2009

Final (Aug 21)

1, ¹⁴¹ LaShawn Merritt	USA	44.06	21.49/22.57
2, ¹⁶¹ Jeremy Wariner	USA	44.60	21.41/23.19
3, ¹³¹ Renny Quow	TTO	45.02	22.43/22.59
4, ¹⁷¹ Tabarie Henry	ISV	45.42	21.83/23.59
5, ¹⁵¹ Chris Brown	BAH	45.47	21.31/24.16
6, ¹²¹ David Gillick	IRL	45.53	21.83/23.70
7, ¹⁸¹ Michael Bingham	GBR	45.56	21.84/23.72
8, ¹¹¹ Leslie Djhone	FRA	45.90	22.04/23.86

Helsinki 2005

Final (Aug 12)

1, ¹³¹ Jeremy Wariner	USA	43.93	21.1/22.8
2, ¹⁷¹ Andrew Rock	USA	44.35	
3, ¹⁴¹ Tyler Christopher	CAN	44.44	
4, ¹⁸¹ Chris Brown	BAH	44.48	
5, ¹¹¹ Tim Benjamin	GBR	44.93	
6, ¹⁶¹ Brandon Simpson	JAM	45.01	
7, ¹⁵¹ Darold Williamson	USA	45.12	
8, ¹²¹ John Steffensen	AUS	45.46	

Wariner had lost three times in 2005 (two to Williamson, and one to Benjamin) but was the unanimous favourite. None of the prospective medallists were eliminated in the heats, with Benjamin the fastest at 44.85. Cold, wind and rain slowed the times in the semi-finals, with Christopher the fastest (45.47), as only seven runners ducked below 46 seconds (24 had done so in round one). Gary Kikaya, winner of three Grand Prix races in July, was the top rated non-qualifier

Two nights later, the weather was warmer and drier. Wariner reacted quickly in 0.150 [only Simpson's 0.147 was faster], and led at the 200m mark in 21.1. Pouring it on, he reached 300m in 31.9, with Christopher in second place 3m behind. Wariner maintained form throughout the final 100m, even if he did lose a metre to Rock. Christopher just edged Brown for the bronze medal, as all of the first four ran lifetime bests, with Wariner becoming the seventh man (and first Caucasian) to duck under 44 seconds.

First round (First 2 & 10 fastest to semi-finals) (Aug 9)

Heat 1: 1, Benjamin 44.85; 2, Simpson 44.98; 3, James 45.30; 4, Molefe 45.34; 5, Lavanchy 45.79; 6, Željko Vinček CRO 46.03; 7, Abdel Salam Al-Hajaj JOR 48.89; 8, Florent Battistel MON 50.54

Heat 2: 1, Wariner 45.24; 2, Tobin 45.41; 3, Nyongani 45.55; 4, H. O. Al-Bishi 45.88; 5, Cédric van Branteghem BEL 46.42; 6, Alejandro Cárdenas MEX 46.73; 7, Isaac Yaya PYF 47.75

Heat 3: 1, Steffensen 45.62; 2, Christopher 45.66; 3, Peguero 45.80; 4, Eric Milazar MRI 45.91; 5, Andrae Williams BAH 46.49; 6, Simon Kirch GER 47.45; 7, Saeed Ali Al-Adereai YEM 49.74; Tawhid Tawhidul Islam BAN DQ (r163.3) (50.59)

Heat 4: 1, Rock 44.98; 2, Brown 45.20; 3, Barberi 45.70; 4, Labidi 45.71; 5, Sato 45.78; 6, Anderson Jorge dos Santos BRA 46.32; 7, Chung Chen-Kang TPE 47.85; 8, Glaucio Martini SMR 51.48

Heat 5: 1, Blackwood 45.58; 2, Santa 45.63; 3, Franquice 45.77; 4, Marcin Marciniusz POL 45.97; 5, Damon Barry TTO 46.20; 6, Nery Brenes CRC 47.11; 7, Ibrahim Ahmadov AZE 48.51

Heat 6: 1, Kikaya 45.88; 2, Spence 46.21; 3, Ofentse Mogawane RSA 46.80; 4, Wilan Louis BAR 46.93; 5, Prasanna S. Amarasekara SRI 47.11; 6, Chris Meke Walasi SOL 49.47; Boubou Gagnéga MTN DQ (r163.3); Saul Weigopwa NGR DQ (r163.3)

Heat 7: 1, Williamson 45.97; 2, Abubakar 46.02; 3, Malachi Davis GBR 46.14; 4, Ato Modibo TTO 46.28; 5, Leslie Djhone FRA 46.57; 6, Chris Lloyd DMA 47.13; 7, Moses Kamut VAN 48.63

Semi-finals (First 2 & 2 fastest to final) (Aug 10)

Heat 1: 1, Simpson 45.53; 2, Rock 45.78; 3, Steffensen 46.06; 4, Carlos Santa DOM 46.07; 5, Alleyne Francique GRN 46.59; 6, Godday James NGR 46.62; 7, Hamdan Otha Al-Bishi KSA 46.80; 8, Andrea Barberi ITA 47.10

Heat 2: 1, Christopher 45.47; 2, Williamson 45.65; 3, Benjamin 45.66; 4, Arismendy Peguero DOM 46.08; 5, Gary Kikaya COD 46.15; 6, Nagmeldin Ali Abubakar SUD 46.67; 7, Lancelord Spence JAM 47.20; Sofiene Labidi TUN DNF

Heat 3: 1, Wariner 45.65; 2, Brown 45.67; 3, Michael Blackwood JAM 46.25; 4,

Brown – who had placed fourth in Helsinki 2005, Osaka 2007 and Beijing 2008 – led at halfway in 21.31, a metre ahead of Wariner, with Merritt a further metre back. Merritt burned the third 100 in 10.83 seconds, and led by inches from Wariner at 300m, with Brown beginning to flag, and the rest 5m further back. As in Beijing, Merritt went away from Wariner in the last 100m, though less decisively. Behind the top two, Quow finished much faster than the rest, moving from seventh to third in the last 100m which he covered in the same time (11.70) as his first. Brown surrendered fourth place on the line to Henry.

Though this race was absorbing, it was clear that standards fell in 2009, with no-one breaking 44 seconds for the event for the first time since 2004.

First round (First 3 & 3 fastest to semi-finals) (Aug 18)

Heat 1: 1, Tobin 45.50; 2, Gillick 45.54; 3, Yusuf 45.55; 4, Larry 45.64; 5, Young Talkmore Nyongani ZIM 45.92; 6, Cédric van Branteghem BEL 45.94; 7, Hideyuki Hirose JPN 46.80

Heat 2: 1, Quow 45.21; 2, Collazo 45.52; 3, Borlée 45.61; 4, Marcin Marciszyn POL 45.77; 5, Arismendy Peguero DOM 46.13; 6, Mathieu Gnanigbo BEN 47.00; 7, Nelson Stone PNG 47.13; Michael Mathieu BAH DQ (r163.3)

Heat 3: 1, Brown 45.23; 2, Bingham 45.54; 3, Milburn 45.56; 4, Éric Milazar MRI 46.39; 5, Isaac Makwala BOT 46.45; 6, Ali Babiker Nagmeldin SUD 46.48; 7, Andrés Silva URU 46.86; 8, Zaw Win Thet MYA 51.41

Heat 4: 1, Merritt 45.23; 2, Steffensen 45.37; 3, Galvan 45.86; 4, Héctor Carrasquillo PUR 46.11; 5, Alvin Harrison DOM 46.67; Gary Kikaya COD DQ (r163.3); Yannick Fonsat FRA DNS

Heat 5: 1, Miller 45.00; 2, Djhone 45.20; 3, Wissman 45.83; 4, Maksim Dyldin RUS 45.91; 5, Gil Roberts USA 46.41; 6, Mark Mutai KEN 47.04; 7, Naiel d'Almeida STP 49.47

Heat 6: 1, Wariner 45.54; 2, Chambers 45.57; 3, Venel 46.16; 4, Yuzo Kanemaru JPN 46.83; 5, Youssef Al-Masrahi KSA 47.03; 6, Pieter Smith RSA 48.14

Heat 7: 1, Henry 45.14; 2, Wroe 45.31; 3, Rooney 45.45; 4, Hurtault 45.55; 5, Khawajah 45.56; 6, Saul Welgopwa NGR 46.42; 7, Rondell Bartholomew GRN 46.85; 8, Moumouni Kimba NIG 50.93

Semi-finals (First 2 & 2 fastest to final) (Aug 19)

Heat 1: 1, Wariner 44.69; 2, Bingham 44.74; 3, Djhone 44.80; 4, Gillick 44.88; 5, Ramon Miller BAH 44.99; 6, Joel Milburn AUS 46.06; 7, Mohamed Ashour Khawajah LBA 46.43; Johan Wissman SWE DNS

Heat 2: 1, Merritt 44.37; 2, Quow 44.53; 3, Collazo CUB 44.93; 4, Sean Wroe AUS 45.32; 5, Erison Hurtault DMA 45.59; 6, Rabah Yusuf SUD 45.63; 7, Martyn Rooney GBR 45.98; 8, Teddy Venel FRA 46.30

Heat 3: 1, Brown 44.95; 2, Henry 44.97; 3, Ricardo Chambers JAM 45.13; 4, Kévin Borlée BEL 45.28; 5, John Steffensen USA 45.50; 6, Lionel Larry USA 45.85; 7, Robert Tobin GBR 45.90; 8, Matteo Galvan ITA 46.87

Daegu 2011

Final (Aug 30)

1, ¹⁵¹ Kirani James	GRN	44.60	21.6/23.0
2, ¹⁴¹ LaShawn Merritt	USA	44.63	21.5/23.1
3, ¹⁶¹ Kevin Borlée	BEL	44.90	21.7/23.2
4, ¹³¹ Jermaine Gonzales	JAM	44.99	
5, ¹²¹ Jonathan Borlée	BEL	45.07	21.7/23.4
6, ¹²¹ Rondell Bartholomew	GRN	45.45	
7, ¹⁷¹ Tabarie Henry	ISV	45.55	
8, ¹¹¹ Femi Ogunode	QAT	45.55	

Defending champion Merritt was fortunate to be in Daegu, having served a 21-month doping suspension which extended past the 2011 US Championships. That was a meeting in which American athletes would normally be required to compete in order to gain selection, even those with an IAAF wildcard as was the case with Merritt. The USA Track and Field board of directors eventually recommended that he could be part of the team, even though his suspension did not end until July 27.

The American immediately emerged as the top contender after his superb 44.35 heat, the fastest ever first round race in a major championship. The atmospheric conditions were a little less favourable for the semi-finals, the slowest of which was won by teenager James in 45.20.

Merritt led the field through the first 200m in 21.5, a metre up on the Grenadian, with Gonzales and the Borlée twins in close contention. Merritt (32.5) still led by a metre at 300m from James, with Gonzales, Bartholomew and Kevin Borlée close behind. The two leaders drew clear as the straight unrolled, and the 18 year-old James proved the stronger, holding his form to win by 30cm from the faltering Merritt. Both Daegu 400m finals were won by a margin of 0.03.

First round (First 3 & 3 fastest to semi-finals) (Sep 2)

Heat 1: 1, Bartholomew 44.82; 2, Quow 44.84; 3, Nixon 45.16; 4, Henry 45.22; 5, Hylton 45.54; 6, Mathieu Gnanigbo BEN 47.01; 7, Nelson Stone PNG 47.86; 8, Kerlalla Camara GUI 49.74

Heat 2: 1, Gonzales 45.12; 2, Torrance 45.44; 3, Marciszyn 45.51; 4, Pinder 45.53; 5, Hurtault 46.10; 6, Nicolau Palanca ANG 49.37; 7, Ak. Hafiy Tajuddin Rositi BRU 50.12

Heat 3: 1, Merritt 44.35; 2, K Borlée 44.77; 3, Yousef 45.20; 4, Kanemaru 45.51; 5, Trenikhin 45.55; 6, Arnold Sorina VAN 48.76

Heat 4: 1, James 45.12; 2, J Borlée 45.16; 3, Miller 45.31; 4, Collazo 45.89; 5, Park Bong-Ko 46.42; 6, Pako Seribe 46.97; 7, Augusto Stanley 47.31; 8, Bahaa Al Farra 49.04

Heat 5: 1, Brown 45.29; 2, Rooney 45.30; 3, Pistorius 45.39; 4, Ogunode 45.42; 5, Brenes 45.47; 6, Tony McQuay USA 46.76; 7, Ahmed Mohamed Al-Merjabi OMA 47.99; Abdou Razack Rabo Samma NIG DQ (r162.7)

Semi-finals (First 2 & 2 fastest to final) (Aug 29)

Heat 1: 1, Merritt 44.76; 2, K Borlée 45.02; 3, Rabah Yousef SUD 45.43; 4, Renny Quow TTO 45.72; 5, Ramon Miller BAH 45.88; 6, Yuzo Kanemaru JPN 46.11; 7, William Collazo CUB 46.13; 8, Erison Hurtault DMA 46.41

Heat 2: 1, James 45.20; 2, Henry 45.53; 3, Chris Brown BAH 45.54; 4, Jamaal Torrance USA 45.73; 5, Nery Brenes CRC 45.93; 6, Marcin Marciszyn POL 45.94; 7, Martyn Rooney GBR 46.09; 8, Riker Hylton JAM 46.99

Heat 3: 1, Gonzales 44.99; 2, J Borlée 45.14; 3, Bartholomew 45.17; 4, Ogunode 45.41; 5, Greg Nixon USA 45.51; 6, Pavel Trenikhin RUS 45.68; 7, Demetrius Pinder BAH 45.87; 8, Oscar Pistorius RSA 46.19

Moscow 2013

Final (Aug 13)

1, ¹⁶¹ LaShawn Merritt	USA	43.74	21.3/22.4
2, ¹⁴¹ Tony McQuay	USA	44.40	21.8/22.6
3, ¹⁷¹ Luguelin Santos	DOM	44.52	22.2/22.4
4, ¹⁸¹ Jonathan Borlée	BEL	44.54	21.4/23.1
5, ¹¹¹ Pavel Maslák	CZE	44.91	21.8/23.1
6, ¹³¹ Youssef Masrahi	KSA	44.97	21.9/23.1
7, ¹⁵¹ Kirani James	GRN	44.99	21.4/23.6
8, ¹²¹ Anderson Henriques	BRA	45.03	21.6/23.4

The seeded lanes in the final were filled by Masrahi, McQuay, and the previous two champions, James and Merritt. The latter started quickest and the long-striding James had to work hard to stay in contact as Merritt flashed through 100m in 11.1. The American gained another metre by 300m (32.0) from James on 32.3, Borlée 32.4, with a three-metre gap to the rest of the field.

Rather than engaging in a duel with Merritt as had been the case in Daegu two years earlier, the Grenadian uncharacteristically tied up. The American cruised away to win by nearly six metres in a personal best of 43.74. Behind him McQuay and Santos moved from equal sixth at 300m to take the minor medals, with Borlée just edged out. James ended up in seventh. He was as bemused as the crowd with his unaccustomed failure. "I died in the last 100," he admitted. "I don't know what happened."

First round (First 4 & 4 fastest to semi-finals) (Aug 11)

Heat 1: 1, McQuay 45.06; 2, J Borlée 45.24; 3, Ekelund-Arenander 45.81; 4, Brenes 46.16; 5, Ramon Miller BAH 47.53; Yoandys Lecency CUB DQ (r163.3) (45.52); Thet Zaw Win MYA DQ (r163.3) (48.91)

Heat 2: 1, Henriques 45.13; 2, Francis 45.37; 3, Galvan 45.39; 4, Masrahi 45.39; 5, Hall 45.45; 6, Gregan 46.04; 7, Hamdinou Cheikh El Wely MTN 52.33

Heat 3: 1, Merritt 44.92; 2, Lendore 45.17; 3, Maslák 45.44; 4, Meléndez 45.82; 5, Vladimir Krasnov RUS 46.23; 6, Latoy Williams BAH 46.65; 7, Ak. Hafiy Tajuddin Rositi BRU 49.98

Heat 4: 1, Santos 45.23; 2, K Borlée 45.32; 3, Brown 45.39; 4, Levine 45.41; 5, Johnson 45.97; 6, Kanemaru 46.18; Daniel Aleman NCA DQ (r163.3) (48.84)

Heat 5: 1, James 45.00; 2, Solomon 45.13; 3, Bell 45.20; 4, Cuesta 45.93; 5, Wayne van Niekerk RSA 46.37; 6, Kevin Moore MLT 47.52; 7, Angelo Garland TKS 48.65

Semi-finals (First 2 & 2 fastest to final) (Aug 12)

Heat 1: 1, Masrahi 44.61; 2, McQuay 44.66; 3, Henriques 44.95; 4, K Borlée 45.03; 5, Javon Francis JAM 45.62; 6, Nick Ekelund-Arenander DEN 45.89; 7, Brian Gregan IRL 45.98; 8, Yuzo Kanemaru JPN 46.28

Heat 2: 1, Merritt 44.60; 2, J Borlée 44.85; 3, Chris Brown BAH 45.18; 4, Deon Lendore TTO 45.47; 5, Matteo Galvan ITA 45.69; 6, Omar Johnson JAM 45.89; 7, Gustavo Cuesta DOM 45.93; 8, José Meléndez VEN 46.22

Heat 3: 1, James 44.81; 2, Santos 44.83; 3, Maslák 44.84; 4, Jarrin Solomon TTO 45.43; 5, Arman Hall USA 45.54; 6, Nigel Levine GBR 45.60; 7, Javere Bell JAM 45.77; 8, Nery Brenes CRC 46.34

400 METRES

Multiple Medalists:

4	Michael Johnson	USA	93-1, 95-1, 97-1, 99-1
	LaShawn Merritt	USA	07-2, 09-1, 11-2, 13-1
3	Butch Reynolds	USA	87-3, 93-2, 95-2
	Jeremy Wariner	USA	05-1, 07-1, 09-2
2	Greg Houghton	JAM	95-3, 01-3
	Tyree Washington	USA	97-3, 03-1

Most Finals:

4	Haughton	93-6, 95-3, 99-5, 01-3
	Johnson	
	Merritt	

Most Appearances:

7	Chris Brown	BAH	01-4h5, 03-4s2, 05-4, 07-4, 09-5, 11-3s2, 13-3s2
---	-------------	-----	--

National Placings:

	1	2	3	4	5	6	7	8	Points
USA	10	8	5	1	2	1	1		185
JAM	1	-	3	1	1	2	-	-	41
GBR	-	1	-	2	3	2	3	-	41
GER	1	1	-	1	1	1	-	-	27
BAH	1	-	-	2	1	-	-	1	23
GRN	1	-	-	-	-	3	1	-	19
FRA	-	1	-	1	1	-	-	1	17
KEN	-	1	1	-	1	1	1	1	17
BEL	-	-	1	1	1	-	-	-	15
NGR	-	1	-	-	1	-	-	1	12
TTO	-	-	1	-	-	1	1	-	11
CUB	-	-	-	2	-	-	-	-	10
BRA	-	1	-	-	-	-	-	2	9
CAN	-	-	1	-	-	1	-	-	9
MRI	-	-	-	1	1	-	-	-	9
UGA	-	1	-	-	-	-	-	-	7
ISV	-	-	-	1	-	-	1	-	7
KSA	-	-	-	-	1	1	-	-	7
DOM	-	-	1	-	-	-	-	-	6
MEX	-	-	1	-	-	-	-	-	6
CZE	-	-	-	-	1	-	-	-	4
IRL	-	-	-	-	-	1	-	-	3
CIV	-	-	-	-	-	-	1	-	2
JPN	-	-	-	-	-	-	1	-	2
SWE	-	-	-	-	-	-	1	-	2
AUS	-	-	-	-	-	-	-	2	2
OAT	-	-	-	-	-	-	-	1	1
Totals	14	14	14	14	14	14	11	10	494

finished strongly, coming from 5th place to pip Cruz for the silver medal. The 28 year-old German became the fifth fastest man ever.

First round (First 2 & 8 fastest to semi-finals) (Aug 7)

Heat 1: 1, Robinson 1:46.32; 2, Cook 1:46.44; 3, Kalinkin 1:46.57; 4, Christoph Ulmer SUI 1:47.98; 5, Jama Aden SOM 1:48.69; 6, Paul Gilbert AUS 1:51.39; 7, Kalifa Alshmeri Kaled KUW 1:52.84; 8, Sekou Camara GUY 1:59.90

Heat 2: 1, Assmann 1:47.45; 2, Barbosa 1:47.47; 3, Kolev 1:47.49; 4, Peter Bourke AUS 1:48.15; 5, Petru Drăgoescu ROU 1:48.33; 6, Bo Breigan NOR 1:49.53; 7, Mohammed Danish IRQ 1:50.68

Heat 3: 1, Wülbeck 1:46.55; 2, Dupont 1:46.62; 3, Patrick 1:46.76; 4, Babacar Niang SEN 1:47.54; 5, Donato Sabia ITA 1:47.62; 6, Sotirios Moutsanas GRE 1:48.23; 7, Vincent Confait SEY 1:55.04; 8, Jean Marie Rudasingwa RWA 1:55.12

Heat 4: 1, Wagenknecht 1:49.20; 2, Koskei 1:49.35; 3, Omer Khalifa SUD 1:49.67; 4, Ronny Olsson SWE 1:49.72; 5, Simon Hoogewerf CAN 1:49.92; Charlie Oliver SOL & Ryszard Ostrowski POL DNS

Heat 5: 1, Guimarães 1:48.30; 2, Juantorena 1:48.40; 3, Juma Ndiwa KEN 1:48.40; 4, Mohamed Zahafi MAR 1:49.43; 5, Gordon Hinds BAR 1:50.92; 6, Didier Leguilou FRA 1:52.49; 7, Ruthsil Martina AHO 1:55.67

Heat 6: 1, Mack 1:45.84; 2, Härkönen 1:46.39; 3, Elliott 1:46.53; 4, Marajo 1:46.78; 5, Trabado 1:47.10; 6, Kim Bock-Ju KOR 1:48.40; 7, Tisbite Rakotoansoa MAD 1:50.70; 8, Antonio Cadio Dos Paraise STP 1:58.47

Heat 7: 1, Druppers 1:46.12; 2, Cruz 1:46.12; 3, Fearless 1:47.22; 4, Solomon 1:47.30; 5, Fauzi Lahbi MAR 1:47.76; 6, Gawain Guy JAM 1:49.19; 7, John Chappory GIB 1:52.30

Heat 8: 1, Ferner 1:48.34; 2, Hillardt 1:48.44; 3, James Maina Bol KEN 1:48.69; 4, Mark Handelman ISR 1:49.02; 5, Mohamed Alouini TUN 1:49.09; 6, William Wuycke VEN 1:50.71; 7, Luis Ramirez NCA 1:55.77; 8, Clive Williams BIZ 2:03.64

Semi-finals (First 2 & 2 fastest to final) (Aug 8)

Heat 1: 1, Cruz 1:45.62; 2, Robinson 1:46.16; 3, Philippe Dupont FRA 1:46.36; 4, Viktor Kalinkin URS 1:46.83; 5, Mike Solomon TTO 1:47.10; 6, Matthias Assmann FRG 1:48.73; 7, Mike Hillardt USA 1:49.64; Alberto Juantorena CUB DNS

Heat 2: 1, Wülbeck 1:46.21; 2, Guimarães 1:46.37; 3, José Marajo FRA 1:46.39; 4, David Mack USA 1:46.39; 5, Coloman Trabado ESP 1:46.85; 6, Garry Cook GBR 1:47.48; 7, Sammy Koskei KEN 1:48.92; 8, Binko Kolev BUL 1:50.23

Heat 3: 1, Ferner 1:45.24; 2, Patrick 1:45.30; 3, Elliott 1:45.38; 4, Druppers 1:45.55; 5, Detlef Wagenknecht GDR 1:45.70; 6, Peter Fearless NZL 1:47.82; 7, José Luiz Barbosa BRA 1:48.05; 8, Jorma Härkönen FIN 1:49.39

Rome 1987

Final (Sep 1)

1,	Billy Konchellah	KEN	1:43.06
2,	Peter Elliott	GBR	1:43.41
3,	José Luiz Barbosa	BRA	1:43.76
4,	Ryszard Ostrowski	POL	1:44.59
5,	Fauzi Lahbi	MAR	1:44.83
6,	Stephan Ole Marai	KEN	1:44.84
7,	Slobodan Popović	YUG	1:45.07
8,	Tom McKean	GBR	1:49.21

For the second World Championships, a Brazilian set a fast pace in the final. Barbosa passed 200m in 24.32 and 400m in 50.59 – virtually identical to the corresponding splits in the 1983 final. The Brazilian held his form on the second lap but was passed by the favourite, Konchellah, on the backstraight. In the 84% humidity, the only other runner to live with the pace was Elliott, fourth in Helsinki.

The three rounded the final bend together before the Kenyan kicked again in the finishing straight to pull away for victory. Elliott also finished well to overtake Barbosa on the inside.

First round (First 4 & 8 fastest to second round) (Aug 29)

Heat 1: 1, Lahbi 1:48.07; 2, Kwizera 1:48.27; 3, Sudnik 1:46.29; 4, Barbosa 1:46.31; 5, Okash 1:46.61; 6, Chern Srichudano THA 1:50.37; 7, Rob Druppers NED 1:50.58; 8, Semi Vuetibau FIJ 1:58.58

Heat 2: 1, Gray 1:46.53; 2, Elliott 1:46.63; 3, Marai 1:46.91; 4, van Helden 1:46.98; 5, Bernaert 1:47.48; 6, Squella 1:47.48; 7, Manlio Molinari SMR 1:53.41

Heat 3: 1, Konchellah 1:47.98; 2, Fall 1:48.01; 3, Ostrowski 1:48.07; 4, Silva 1:48.19; 5, Kilbert 1:48.48; 6, Luis Migueles ARG 1:49.52; Agberto Guimarães BRA & Hossain Milzer BAN DNS

Heat 4: 1, Collard 1:47.44; 2, Redwine 1:47.64; 3, McKean 1:47.71; 4, Suhonen 1:47.81; 5, Toledo 1:48.05; 6, Youssief 1:48.73; 7, John Chappory GIB 1:54.32

Heat 5: 1, Braun 1:47.96; 2, Morrell 1:48.18; 3, Enholm 1:48.63; 4, Mack 1:49.47; 5, Augustin Ntamihanga RWA 1:50.69; 6, Simon Hoogewerf CAN 1:51.13; Joaquim Cruz BRA DNS

Heat 6: 1, Popović 1:47.42; 2, Niang 1:47.46; 3, Koeh 1:47.56; 4, Wuycke 1:47.59; 5, Graudyn 1:47.75; 6, Ayana 1:49.22; 7, Abdenour 1:49.22; Meesaq Rizvi Syed PAK DNS

Second round (First 3 & 4 fastest to semi-finals) (Aug 30)

Heat 1: 1, Marai 1:45.97; 2, Ostrowski 1:46.04; 3, Lahbi 1:46.12; 4, Stanley Redwine USA 1:46.25; 5, William Wuycke VEN 1:46.38; 6, Robin van Helden NED

800 Metres

Helsinki 1983

Final (Aug 9)

1,	Willi Wülbeck	FRG	1:43.65
2,	Rob Druppers	NED	1:44.20
3,	Joaquim Cruz	BRA	1:44.27
4,	Peter Elliott	GBR	1:44.87
5,	James Robinson	USA	1:45.12
6,	Agberto Guimarães	BRA	1:45.46
7,	Hans-Peter Ferner	FRG	1:45.74
8,	David Patrick	USA	1:46.56

There was disappointment before the event began when world record holder Sebastian Coe was forced to withdraw with illness. Olympic Champion Steve Ovett would have been a willing substitute for Great Britain, but it was too late to make such a change to the entry. Another shock followed in the opening round when 1976 Olympic Champion Juantorena broke a bone in his right ankle at the end of his heat.

All this news was forgotten after a terrific final which brought one of the surprise results of the championships. The two youngest finalists, Cruz and Elliott, set a fast pace from the start. The Brazilian raced through 200m in 24.4 before Elliott took over by the bell (50.58). The rest of the field, headed by Ferner and Wülbeck, were in touch but running in single file. Elliott refused to be overtaken despite pressure from Cruz. The Briton held the kerb all the way round the final bend before the Brazilian finally regained the lead. Wülbeck then made his move, catching Elliott and passing Cruz 70m from the finish. Druppers also

1:46.69; 7, Karim Toledo MEX 1:46.88; 8, Réda Abdenouz ALG 1:48.96; Getahun Ayana ETH DNS

Heat 2: 1, Fall 1:44.74; 2, Elliott 1:44.98; 3, Kwizéra 1:45.06; 4, Popović 1:45.15; 5, Graudyn 1:45.19; 6, Silva 1:45.63; 7, Mack 1:45.89; 8, Edwin Koech KEN 1:46.36

Heat 3: 1, Konchellah 1:45.53; 2, Collard 1:45.89; 3, McKean 1:46.11; 4, Andrey Sudnik URS 1:46.48; 5, Ibrahim Okash SOM 1:47.00; 6, Ismael Youssef QAT 1:49.26; Gert Kilbert SUI DNF; Pablo Squella CHI DNS

Heat 4: 1, Niang 1:45.81; 2, Barbosa 1:46.07; 3, Suhonen 1:46.18; 4, Tony Morrell GBR 1:46.25; 5, Peter Braun FRG 1:48.53; 6, Luc Bernaert BEL 1:49.06; 7, Martin Enholm SWE 1:49.17; 8, Johnny Gray USA 1:49.50

Semi-finals (First 3 & 2 fastest to final) (Aug 31)

Heat 1: 1, McKean 1:44.86; 2, Barbosa 1:45.03; 3, Marai 1:45.09; 4, Lahbi 1:45.19; 5, Popović 1:45.33; 6, Vladimir Graudyn URS 1:45.36; 7, Moussa Fall 1 SEN 1:47.55; 8, Philippe Collard FRA 1:48.24

Heat 2: 1, Konchellah 1:46.11; 2, Ostrowski 1:46.22; 3, Elliott 1:46.23; 4, Babacar Niang SEN 1:46.23; 5, Dieudonné Kwizéra BDI 1:46.26; 6, David Mack USA 1:48.49; 7, Ari Suhonen FIN 1:48.85; 8, Alvaro Silva POR 1:49.41

Tokyo 1991

Final (Aug 27)

1,	Billy Konchellah	KEN	1:43.99
2,	José Luiz Barbosa	BRA	1:44.24
3,	Mark Everett	USA	1:44.67
4,	Paul Ereng	KEN	1:44.75
5,	Piotr Piekarski	POL	1:45.44
6,	Johnny Gray	USA	1:45.67
7,	Andrey Sudnik	URS	1:46.36
8,	Tomás de Teresa	ESP	1:47.65

Poor health, including tuberculosis and asthma, had prevented Konchellah from consolidating his Rome win. He missed the 1988 Olympic Games and did not run at all in 1989. His best run of 1990 was only 1:46.72. At the end of that year, the US-based Kenyan moved his home from Los Angeles to the clear air of Albuquerque, New Mexico. This undoubtedly helped Konchellah to return to the highest level in 1991.

Gray (400m: 51.01) set the pace. Barbosa, the 1987 bronze medalist, took over on the second lap, followed by Olympic Champion Ereng. The Brazilian looked set for victory before Konchellah's superior speed carried him from 4th place at 600m to victory by 2m.

First round (First 2 & 4 fastest to semi-finals) (Aug 25)

Heat 1: 1, Konchellah 1:47.35; 2, Everett 1:47.37; 3, Tom McKean GBR 1:47.38; 4, Desta Asgedom ETH 1:48.28; 5, Fabian Franco GIB 1:54.29; 6, Charles Nkazamyampi BDI 4:13.28 (fell); Ismael Youssef QAT DQ

Heat 2: 1, Ereng KEN 1:45.94; 2, Teresa 1:46.41; 3, Slobodan Popović YUG 1:46.89; 4, Valeriy Starodubtsev URS 1:47.55; 5, Ari Suhonen FIN 1:48.15; 6, Luis Martinez GUA 1:49.07

Heat 3: 1, Kibet 1:50.13; 2, Whittle 1:50.30; 3, Luis Javier González ESP 1:50.46; 4, Réda Abdenouz ALG 1:50.47; 5, Pablo Squella CHI 1:50.92; 6, Luis Migueles ARG 1:51.42; 7, Samson Vallabouy MAS 1:51.46

Heat 4: 1, Kersh 1:47.00; 2, Cornette 1:47.02; 3, Ahmed Belkessam ALG 1:47.06; 4, Esko Parpala FIN 1:47.28; 5, Babacar Niang SEN 1:47.75; 6, Dale Jones ANT 1:48.62; Dieudonné Kwizéra BDI DNS

Heat 5: 1, Barbosa 1:45.68; 2, Williams 1:45.83; 3, Thee 1:45.94; 4, Dehmel 1:46.24; 5, Heard 1:46.29; 6, Tommy Asinga SUR 1:47.33; João N'Tyamba ANG DQ

Heat 6: 1, Gray 1:46.59; 2, Piekarski 1:46.63; 3, Sudnik 1:46.77; 4, Giuseppe D'Urso ITA 1:46.82; 5, Markus Trinkler SUI 1:47.67; 6, António Abrantes POR 1:47.91; 7, Douglas Kalembo ZAM 1:48.26

Semi-finals (First four to final) (Aug 26)

Heat 1: 1, Konchellah 1:46.86; 2, Everett 1:46.96; 3, Gray 1:47.04; 4, Piekarski 1:47.14; 5, Freddie Williams CAN 1:47.17; 6, Robert Kibet KEN 1:47.36; 7, Frederic Cornette FRA 1:48.04; 8, Steve Heard GBR 1:49.91

Heat 2: 1, Barbosa 1:45.14; 2, Ereng 1:45.42; 3, Teresa 1:45.84; 4, Sudnik 1:45.91; 5, George Kersh USA 1:45.98; 6, Mbigyani Thee BOT 1:46.30; 7, Joachim Dehmel GER 1:47.91; 8, Brian Whittle GBR 1:54.14

5,	Hezekiel Sepeng	RSA	1:45.64
6,	Freddie Williams	CAN	1:45.79
7,	William Tanui	KEN	1:45.80
8,	Tom McKean	GBR	1:46.17

A brilliant win in the first of the semi-finals made Konchellah the favourite to repeat his wins of Rome and Tokyo. It seemed that no-one could match the 31 year-old Kenyan's devastating finish. So it proved: but in the final in Stuttgart, he left his effort a little too late to secure another gold medal.

Konchellah had already worried his supporters with his run in the heats, when he only gained an automatic qualifying spot at the last possible opportunity. In the final, he was content to run near the back while the third-string Kenyan, Ruto, set a pace of 24.80 at 200m and 51.16 at 400m. He was still 5m in front at 600m (1:17.96), while Konchellah was last (1:19.16). D'Urso, who won his semi-final in a personal best, made a big move to try to catch Ruto in the straight. He cut back most of the Kenyan's lead but Ruto held on for victory. Meanwhile Konchellah had suddenly closed on the leading pair, but could not get past. His final 200m of 25.73 (compared to Ruto 26.75 and D'Urso 26.30) brought him only the bronze medal, and he admitted to over-confidence after the race.

First round (First 3 & 2 fastest to semi-finals) (Aug 14)

Heat 1: 1, Sepeng 1:46.27; 2, Gray 1:46.28; 3, González 1:46.36; 4, Koers 1:46.37; 5, Gilmar Santos BRA 1:51.04; 6, Christopher Blackburn MRI 1:52.78; 7, Juan José Tapia PAN 1:52.99

Heat 2: 1, Barbosa 1:46.12; 2, Komar 1:46.40; 3, Konchellah 1:46.53; 4, Rodal 1:46.57; 5, Parrilla 1:46.94; 6, Lee Jin-I KOR 1:47.99; 7, Gop Bahadur Adgikari NEP 1:51.74; 8, Mukadi Mbungu COD 1:55.83

Heat 3: 1, Douglas 1:49.43; 2, Suhonen 1:49.44; 3, Tanui 1:49.51; 4, Tomás de Teresa ESP 1:49.79; 5, Anatolij Makarevich BLR 1:50.65; 6, Dale Jones ANT 1:51.02; 7, Naseer Ismail MDV 2:02.70

Heat 4: 1, Osei 1:48.65; 2, Robb 1:49.29; 3, Terrelonge 1:50.08; 4, Adoum Terap CHA 1:53.61; Andrea Benvenuti ITA DNF; Charles Nkazamyampi BDI DNS

Heat 5: 1, D'Urso 1:48.79; 2, McKean 1:48.79; 3, Everett 1:48.89; 4, Abdi Bile SOM 1:48.90; 5, Farah Ibrahim QAT 1:49.86; 6, Mbigyani Thee BOT 1:49.91; 7, Carlos Mairena NCA 1:52.01

Heat 6: 1, Haida 1:46.35; 2, Ruto 1:46.41; 3, Steele 1:46.47; 4, Williams 1:46.63; 5, Kahan 1:46.72; 6, Motchebon 1:46.94; 7, Ali Khazaeli LIB 1:57.15

Semi-finals (First 2 & 2 fastest to final) (Aug 15)

Heat 1: 1, Konchellah 1:45.04; 2, Williams 1:45.13; 3, Sepeng 1:45.46; 4, Majoub Haida MAR 1:45.66; 5, Atle Douglas NOR 1:46.54; 6, Nico Motchebon GER 1:46.58; 7, Martin Steele GBR 1:46.70; 8, Mark Everett USA 1:57.39

Heat 2: 1, D'Urso 1:44.83; 2, Robb 1:44.92; 3, Ruto 1:45.05; 4, Nathan Kahan BEL 1:45.75; 5, Ivan Komar BLR 1:45.76; 6, José Luiz Barbosa BRA 1:45.92; 7, Vebjørn Rodal NOR 1:46.50; 8, Johnny Gray USA 1:50.89

Heat 3: 1, McKean 1:45.64; 2, Tanui 1:45.74; 3, Clive Terrelonge JAM 1:45.75; 4, José Parrilla USA 1:45.89; 5, Marko Koers NED 1:45.90; 6, Ari Suhonen FIN 1:46.35; 7, Kennedy Osei GHA 1:46.48; 8, Luis Javier González ESP 1:47.29

Gothenburg 1995

Final (Aug 6)

1,	Wilson Kipketer	DEN	1:45.08
2,	Arthémon Hatungimana	BDI	1:45.64
3,	Vebjørn Rodal	NOR	1:45.68
4,	Nico Motchebon	GER	1:45.97
5,	Brandon Rock	USA	1:46.42
6,	Jose Parrilla	ITA	1:46.44
7,	Andrea Giocondi	ITA	1:47.78
8,	Mark Everett	USA	1:53.12

Kipketer – a Kenyan who moved to Denmark in 1990 – was favourite to take gold for his new country after clocking 1:42.87 in Monaco shortly before the championships. He confirmed his status with a brilliant finish to his semi-final clocking 23.9 for the final 200m.

A slow pace in the final favoured the fast finishers. The first lap was covered in 52.53, at which point Kipketer was 6th in around 52.7. Rodal was the leader at the bell and continued on in front. Motchebon challenged at 600m, tracked by Kipketer. Rodal, however, stayed in front throughout the final bend. Kipketer, running wide, hit the front as the field swung into the final straight. He won comfortably after a 25.3

Stuttgart 1993

Final (Aug 17)

1,	Paul Ruto	KEN	1:44.71
2,	Giuseppe D'Urso	ITA	1:44.86
3,	Billy Konchellah	KEN	1:44.89
4,	Curtis Robb	GBR	1:45.54

final 200m and was the only finalist to run his second lap (52.4) quicker than his first.

Hatungimana – dropped by his coach after running poorly at the 1995 World Indoor Championships – also passed Rodal to win the silver medal.

First round (First 2 & 2 fastest to semi-finals) (Aug 5)

Heat 1: 1, Parrilla 1:46.32; 2, Robb 1:46.34; 3, Giocondi 1:46.44; 4, Einärs Turupitris LAT 1:46.45; 5, Marko Koers NED 1:46.73; 6, José Arconada ESP 1:47.70; 7, Kayless Tavakalo VAN 1:58.06

Heat 2: 1, Kibitok 1:48.45; 2, Rodal 1:48.48; 3, Tomás de Teresa ESP 1:49.07; 4, Jurgens Kotte RSA 1:49.40; 5, Brendan Hanigan AUS 1:50.25; 6, Tommy Asinga SUR 1:51.60; 7, Michael Wildner AUT 1:57.48

Heat 3: 1, Kipketer 1:47.35; 2, Hatungimana 1:47.74; 3, Andrés Diaz ESP 1:48.00; 4, David Strang GBR 1:48.76; 5, Babacar Niang SEN 1:49.74; 6, William Serem KEN 1:50.61; Bekele Banbere ETH DQ (r163.3)

Heat 4: 1, Sepeng 1:46.33; 2, Douglas 1:46.41; 3, Bonyounes Lahlou MAR 1:46.72; 4, Giuseppe D'Urso ITA 1:47.43; 5, Tomonari Ono JPN 1:48.43; 6, Ivan Komar BLR 1:51.36; 7, Vanxay Sinebandith LAO 2:00.25

Heat 5: 1, Everett 1:48.06; 2, Cadoni 1:48.25; 3, Andrey Loginov RUS 1:48.30; 4, Pavel Soukup CZE 1:48.32; 5, Savieri Ngidhi ZIM 1:48.77; 6, Jimmy Jean-Joseph FRA 1:51.00; Dhani Ram Chaudhari NEP DQ (r163.3)

Heat 6: 1, Rock 1:46.83; 2, Haida1:46.88; 3, José Luiz Barbosa BRA1:47.10; 4, Frédéric CornetteFRA1:47.36; 5, Charles Nkazamyampi BUR 1:49.76; 6, Anwar Omar Mohammad YEM 1:58.20

Heat 7: 1, Motchebon 1:46.14; 2, Tengelei 1:46.18; 3, Konczyklo 1:46.44; 4, David Matthews IRL 1:46.52; 5, Antonio Abrantes POR 1:48.10; 6, Torbjörn Johansson SWE 1:48.31; 7, Mahmoud Kheirat SYR 1:48.76

Semi-finals (First 4 to final) (Aug 6)

Heat 1: 1, Kipketer 1:48.39; 2, Parrilla 1:49.43; 3, Giocondi 1:49.45; 4, Everett 1:49.52; 5, Hezekiel Sepeng RSA 1:49.58; 6, Atle Douglas NOR 1:49.63; 7, Philip Kibitok KEN 1:49.87; 8, Curtis Robb GBR 1:50.12

Heat 2: 1, Rodal 1:47.69; 2, Motchebon 1:47.96; 3, Hatungimana 1:48.02; 4, Rock 1:48.04; 5, Bruno Konczyklo FRA 1:48.05; 6, Mahjoub Haida MAR 1:48.21; 7, Joseph Tengelei KEN 1:48.71; 8, Davide Cadoni ITA 1:53.67

Athens 1997

Final (Aug 8)

1,	Wilson Kipketer	DEN	1:43.38	49.68/53.70
2,	Norberto Téllez	CUB	1:44.00	50.0/54.0
3,	Rich Kenah	USA	1:44.25	50.6/53.7
4,	Patrick Konchellah	KEN	1:44.26	50.2/54.1
5,	Vejbjorn Rodal	NOR	1:44.53	50.4/53.1
6,	Marko Koers	NED	1:44.85	51.2/53.7
7,	Patrick Ndururi	KEN	1:45.24	51.1/54.1
8,	Mark Everett	USA	1:49.02	50.0/59.0

That most aesthetic of movers, Kipketer issued a simple challenge to the rest of the world's élite ... catch me if you can. He had the justified self-confidence to lead every step of the way, as he had earlier in the year when setting a stunning world indoor record at the World Indoor Championships. He tested the opposition with splits of 23.47 and 49.68, eased up on the third 200 (76.99) and then accelerated hard to destroy the hopes of the others. Barely out of breath at the finish he retained his title in 1:43.38, just the 16th quickest of his career at that time.

After this consummate display it came as no surprise to anyone when he broke Seb Coe's long standing world record a few days later. Alberto Juantorena, a former world record holder, paid him this tribute: "I admire him, not only because he is running so smoothly but also because he is not only using his legs but his brain too." Juantorena's compatriot Téllez, a 400 semi-finalist at the previous World Championships, finished second, while a spectacular kick brought Kenah past Konchellah for the bronze with Olympic Champion Rodal only fifth.

First round (First 4 & 4 fastest to second round) (Aug 4)

Heat 1: 1, Kipketer 1:46.34; 2, Sepeng 1:46.42; 3, Turupitris 1:46.96; 4, Odegård 1:47.33; 5, Jean-Marc Destiné HAI 1:47.76; 6, Hubert Rakotoarimanana MAD 1:47.86; 7, Mark Sesay GBR 1:49.00; 8, Cherif Aidara MTO 1:56.85

Heat 2: 1, Téllez 1:46.44; 2, Stroubakos 1:46.49; 3, Longo 1:46.79; 4, Vernon-Watson 1:46.96; 5, Ngidhi 1:46.97; 6, Komar 1:47.53; 7, Ali Khazaal LIB 1:50.66; 8, Vanko Stojanov MKD 1:52.65

Heat 3: 1, Koers 1:47.17; 2, Kenah 1:47.25; 3, Bucher 1:47.44; 4, Barbosa 1:47.53; 5, Michael Wildner AUT 1:47.77; 6, Sergey Kozhevnikov RUS 1:48.11; 7, Mohammed Haidara BRN 1:53.56; Giuseppe D'Urso ITA DNF

Heat 4: 1, Konchellah 1:47.15; 2, Matthews 1:47.33; 3, van Heerden 1:47.56; 4, Kahan 1:47.62; 5, Viktors Lācis LAT 1:48.65; 6, Liam Byrne GIB 2:00.18; Mahjoub Haida MAR DNF

Heat 5: 1, Rodal 1:47.58; 2, Hatungimana 1:47.73; 3, Hart 1:47.98; 4, Mokganyetsi 1:48.10; 5, Pavel Soukup CZE 1:48.16; 6, Mark Tonks NZL 1:48.85; 7, Adoum Yaya Terap CHA 1:54.01; 8, Manlio Molinari SMR 1:55.89

Heat 6: 1, Ndururi 1:49.51; 2, Vydra 1:50.08; 3, Hecini 1:55.25; 4, Rock 1:58.05; 5, Cuthbert Modeste LCA 2:01.24; Paul Walker GBR DNF; Graham Hood CAN & Julius Achon USA DNS

Heat 7: 1, Everett 1:47.10; 2, Koeh 1:47.15; 3, Lahlou 1:47.33; 4, Yagoub 1:47.34; 5, Osei 1:47.45; 6, Cerezo 1:47.68; 7, Tim Rogge BEL 1:48.38; 8, Alex Morgan JAM 1:50.83

Second round (First 3 & 4 fastest to semi-finals) (Aug 5)

Heat 1: 1, Koers 1:46.52; 2, Ndururi 1:46.56; 3, Lahlou 1:46.63; 4, Savieri Ngidhi ZIM 1:46.92; 5, Lukás Vydra CZE 1:47.56; 6, Nathan Kahan BEL 1:48.66; 7, Mario Vernon-Watson USA 1:49.52; 8, Ivan Komar BLR 1:50.17

Heat 2: 1, Téllez 1:44.82; 2, Sepeng 1:44.91; 3, Everett 1:44.95; 4, Hecini 1:45.19; 5, Bucher 1:45.33; 6, Odegård 1:45.42; 7, Yagoub 1:45.73; 8, David Matthews IRL 1:46.66

Heat 3: 1, Rodal 1:46.43; 2, Konchellah 1:46.43; 3, Kenah 1:46.48; 4, Arthémou Hatungimana BDI 1:46.64; 5, Einärs Turupitris LAT 1:46.97; 6, Marius van Heerden RSA 1:47.20; 7, José-Luiz Barbosa BRA 1:47.30; 8, Andy Hart GBR 1:48.03

Heat 4: 1, Kipketer 1:45.54; 2, Stroubakos 1:45.94; 3, Osei 1:46.00; 4, Hendrick Mokganyetsi RSA 1:46.45; 5, Andrea Longo ITA 1:46.60; 6, Brandon Rock USA 1:47.13; 7, José Cerezo ESP 1:48.90; Benson Koech KEN DNS

Semi-finals (First 4 to final) (Aug 6)

Heat 1: 1, Konchellah 1:45.07; 2, Téllez 1:45.37; 3, Rodal 1:45.41; 4, Everett 1:45.94; 5, Adem Hecini ALG 1:46.02; 6, Mohammed Yagoub SUD 1:46.09; 7, Bonyounes Lahlou MAR 1:46.42; 8, Panayiotis Stroubakos GRE 1:46.81

Heat 2: 1, Kipketer 1:46.14; 2, Kenah 1:46.37; 3, Ndururi 1:46.50; 4, Koers 1:46.62; 5, Kennedy Osei GHA 1:46.78; 6, André Bucher SUI 1:46.88; 7, Hezekiel Sepeng RSA 1:47.00; 8, Tor Øyvind Odegård NOR 1:47.83

Seville 1999

Final (Aug 29)

1,	Wilson Kipketer	DEN	1:43.30	50.7/52.6
2,	Hezekiel Sepeng	RSA	1:43.32	50.4/53.0
3,	Djabir Saïd-Guerni	ALG	1:44.18	50.11/54.07
4,	Norberto Téllez	CUB	1:45.03	50.9/54.1
5,	Japheth Kimutai	KEN	1:45.18	50.6/54.6
6,	Andrea Longo	ITA	1:45.33	50.4/54.9
7,	Kennedy Kimwetich	KEN	1:46.27	50.5/55.8
8,	Nils Schumann	GER	1:46.79	50.7/56.1

Kipketer completed a hat-trick of world titles, but only after having to make an uncharacteristically undignified lunge for the line. The man who pressured him so hard was 1996 Olympic silver medallist Sepeng, who had impressed in the semis with a sub-25 last 200. The final was fast thanks to Kimwetich speeding through 200 in 23.49 and Saïd-Guerni leading at the bell in 50.11.

Sepeng caught Kipketer napping when he accelerated along the back straight to reach 600 in 1:16.47, followed by the surprising Algerian with Kipketer some five metres down. The world record holder had to pull out all the stops to edge past Sepeng in the finishing straight but the South African came again and Kipketer's dip brought him victory by just 2/100ths. Saïd-Guerni, who set personal bests in all three of his races, held on brilliantly for third ahead of five men who, on paper, were all faster than him.

First round (First 2 & 8 fastest to semi-finals) (Aug 26)

Heat 1: 1, Kipketer 1:47.29; 2, Ngidhi 1:47.58; 3, Vejbjorn Rodal NOR 1:48.05; 4, Assane Diallo SEN 1:48.06; 5, Khadevis Robinson USA 1:48.31; 6, José Manuel Cerezo ESP 1:50.08; Milton Browne BAR DQ (r163.2)

Heat 2: 1, Bucher 1:46.81; 2, Kaldowski 1:46.88; 3, Arthémou Hatungimana BDI 1:47.08; 4, Mark Sesay GBR 1:47.48; 5, Mouhssin Chehibi MAR 1:47.65; 6, Fred Onyanha KEN 1:47.76; 7, Naseer Ismail MID 1:56.67; Karma Dorji BHU DQ (r163.3)

Heat 3: 1, Longo 1:45.01; 2, Cremer 1:45.21; 3, Hecini 1:46.13; 4, Nolan 1:46.38; 5, Kim 1:46.78; 6, Guillaume Ducouret FRA 1:47.69; 7, Mohamed Abd El-Rahman SUD 1:53.67

Heat 4: 1, Kenah 1:47.95; 2, Kimwetich 1:48.45; 3, Khaled Azerkan SWE 1:48.46; 4, Crispin Mutakanyi ZIM 1:48.73; 5, Aleksander Trutko BLR 1:48.99; 6, Curtis Robb GBR 1:49.13; 7, Batmunkh Branzragh MGL 2:02.42; Lucky Hadebe RSA DQ (r163.3)

Heat 5: 1, Saïd-Guerni 1:45.65; 2, Sepeng 1:46.02; 3, Motchebon 1:46.18; 4, Rachid Khouia MAR 1:46.96; 5, Ian Roberts GUY 1:47.53; 6, Urmet Usouf EST 1:48.85; 7, Mohammed Al-Fayet FLE 1:52.53

Heat 6: 1, Botha 1:46.59; 2, Ndulwina 1:46.73; 3, Schumann 1:46.79; 4, João Pires POR 1:47.08; 5, Jason Lobo GBR 1:47.53; 6, Balázs Korányi HUN 1:47.60; 7, Carlos Caño LUX 1:48.48

Heat 7: 1, Kimutai 1:45.66; 2, Oravec 1:45.80; 3, Woodward 1:45.98; 4, Dube 1:46.67; 5, Zach Whitmarsh CAN 1:47.01; 6, Tor Øyvind Odegård NOR 1:47.07; 7, Victor Martinez AND 1:48.73

Heat 8: 1, Kirwa 1:46.20; 2, Parra 1:46.22; 3, Téllez 1:46.24; 4, Mahjoub Haïda MAR 1:46.86; 5, Panayiotis Stroubakos GRE 1:48.56; 6, David Matthews IRL 1:49.52; 7, Ketson Kabriel NMI 2:07.73

Semi-finals (First 2 & 2 fastest to final) (Aug 27)

Heat 1: 1, Sepeng 1:45.20; 2, Longo 1:45.63; 3, Rich Kenah USA 1:45.99; 4, Roberto Parra ESP 1:46.07; 5, Wojciech Kaldowski POL 1:46.49; 6, Adem Hecini ALG 1:46.61; 7, James Nolan IRL 1:47.07; 8, Kim Soon-Hyung KOR 1:47.15

Heat 2: 1, Kipketer 1:44.87; 2, Saïd-Guerni 1:45.17; 3, Téllez 1:45.22; 4, Kimwetich 1:45.67; 5, Roman Oravec CZE 1:45.78; 6, Savieri Ngidhi ZIM 1:46.56; 7, Wilson Kirwa FIN 1:46.65; 8, Nico Motchebon GER 1:47.17

Heat 3: 1, Kimutai 1:47.74; 2, Schumann 1:47.90; 3, André Bucher SUI 1:48.07; 4, Grant Cremer AUS 1:48.22; 5, Glody Dube BOT 1:48.67; 6, Jean-Patrick Nduwimana BDI 1:48.91; 7, Johan Botha RSA 1:49.71; 8, Bryan Woodward USA 1:55.52

Edmonton 2001

Final (Aug 7)

1,	André Bucher	SUI	1:43.70	50.6/53.1
2,	Wilfred Bungei	KEN	1:44.55	50.41/54.14
3,	Paweł Czapiewski	POL	1:44.63	51.3/53.3
4,	William Yiampany	KEN	1:44.96	50.8/54.2
5,	Nils Schumann	GER	1:45.00	51.2/53.8
6,	Mbulaeni Mulaudzi	RSA	1:45.01	51.2/53.8
7,	Khalid Tighazouine	MAR	1:45.58	51.0/54.6
8,	Hezekiel Sepeng	RSA	1:46.68	51.1/55.6

Switzerland won their first World or Olympic track title through André Bucher, who ran a faultless race. Bungei provided a fast pace (24.73, 50.41), and was followed closely by Bucher and Yiampany. The bespectacled Swiss then accelerated to lead at 600m (76.39). He pulled further clear and was never threatened. Bungei held on to the silver, and it looked as if Yiampany might win the other medal for Kenya, but he was caught by Czapiewski. The Pole improved from seventh to third in the homestraight and covered the last 200m in 26.7 to Bucher's 27.3.

First round (First 2 & 6 fastest to semi-finals) (Aug 3)

Heat 1: 1, Schumann 1:45.69; 2, Sepeng 1:45.93; 3, Hatungimana 1:45.97; 4, Grzegorz Krzosek POL 1:47.17; 5, Derrick Peterson USA 1:48.56; 6, Mohammed Saleh Haidara BRN 1:49.09; 7, Vanko Stojanov MKD 1:49.54

Heat 2: 1, Bungei 1:44.73; 2, Czapiewski 1:45.57; 3, Som 1:45.60; 4, Dan Caulfield IRL 1:47.23; 5, Wilson Kirwa FIN 1:47.65; 6, Boris Kaveshnikov RUS 1:47.65; 7, Saïdou Mahamadou NIG 1:57.47; Douzi Nguerdjeub CHA DNS

Heat 3: 1, Bucher 1:45.49; 2, Tighazouine 1:45.63; 3, Mulaudzi 1:46.05; 4, Pires 1:47.34; 5, Khadevis Robinson USA 1:49.42; 6, Isireli Naiketelevesi FIJ 1:50.74; 7, John Lozada PHI 1:59.63

Heat 4: 1, Yiampany 1:48.02; 2, Krummenacker 1:48.15; 3, Antonio Reina ESP 1:48.26; 4, Joeri Jansen BEL 1:48.42; 5, Nathan Brannen CAN 1:48.80; 6, Otulike Lekote BOT 1:49.40; 7, Liam Byrne GIB 1:55.98; 8, Naseer Ismail MDV 2:00.19

Heat 5: 1, Nduwimana 1:45.13; 2, Dube 1:45.39; 3, Hecini 1:45.56; 4, Wachira 1:45.97; 5, Watts 1:46.43; 6, Tom Omev BEL 1:48.37; 7, Prince Mumba ZAM 1:49.49

Semi-finals (First 4 to final) (Aug 5)

Heat 1: 1, Bungei 1:45.66; 2, Tighazouine 1:45.69; 3, Schumann 1:45.86; 4, Sepeng 1:45.97; 5, Jean-Patrick Nduwimana BDI 1:46.42; 6, Glody Dube BOT 1:46.91; 7, David Krummenacker USA 1:47.46; 8, Nicholas Wachira KEN 1:48.93

Heat 2: 1, Bucher 1:44.47; 2, Yiampany 1:44.61; 3, Mulaudzi 1:44.81; 4, Czapiewski 1:44.89; 5, Arthémon Hatungimana BDI 1:45.21; 6, Adem Hecini ALG 1:46.02; 7, Bram Som NED 1:46.40; 8, Marvin Watts JAM 1:47.64

Paris 2003

Final (Aug 31)

1,	Djabir Saïd-Guerni	ALG	1:44.81	52.6/52.2
2,	Yuriy Borzakovsky	RUS	1:44.84	53.0/51.8
3,	Mbulaeni Mulaudzi	RSA	1:44.90	52.7/52.2
4,	Wilson Kipketer	DEN	1:45.23	52.46/52.77
5,	Andrea Longo	ITA	1:45.43	52.9/52.4
6,	Justus Koeh	KEN	1:45.63	52.7/53.0
7,	Hezekiel Sepeng	RSA	1:45.74	52.7/53.0
8,	Osmar dos Santos	BRA	1:46.28	53.0/53.3

Three-time champion Kipketer was almost eliminated in the heats after slowing up prematurely at the finish. He duly progressed to the final where he led at 200m (24.56) and the bell in 52.46. In sixth place (53.0)

was Borzakovsky, a former World Indoor Champion who was famed for his strong finish. Usually the 22-year-old Russian hung further back from the leaders so many felt he was in a good position to win.

A strong third 200m by Borzakovsky put him in front at 600m. Kipketer couldn't respond and it was Saïd-Guerni then Mulaudzi who gave chase. The Russian stayed ahead, then in the final 50m the Algerian inched closer. The South African was moving faster than the other two but came from too far back to challenge for the gold. Saïd-Guerni snatched the title as Borzakovsky lost form in the last 10m, though it was so close he did not immediately know he had won the race.

"It was a real reward because I haven't forgotten that in 2001 the doctors told me to stop running," said the winner whose Paris home was just 3000m from the Stade de France.

The defending champion Bucher went out in the semis, meaning that none of the Edmonton men's winners at events from 100m to 800m contested the corresponding finals in Paris.

First round (First 2 & 8 fastest to semi-finals)

Heat 1: 1, Lacasse 1:47.21; 2, Koeh 1:47.39; 3, Ricky Soos GBR 1:47.80; 4, Dmitriy Bogdanov RUS 1:48.36; 5, Jean-Patrick Nduwimana BDI 1:48.40; 6, Mindaugas Norbutas LTU 1:48.44; 7, Radwan Jaddouh SYR 1:48.89

Heat 2: 1, Alemu 1:45.63; 2, Herms 1:45.71; 3, Santos 1:45.72; 4, Krummenacker 1:45.84; 5, Wachira 1:45.86; 6, Pires 1:45.86; 7, Jimmy Anak Ahar BRU 1:45.86; 8, Dominic Carroll GIB 2:00.53

Heat 3: 1, Mulaudzi 1:47.62; 2, Shojaei 1:47.80; 3, Robinson 1:47.85; 4, Achraf Tadili CAN 1:47.88; 5, Arnoud Okken NED 1:48.15; 6, Tom Omev BEL 1:48.93; Mouchine Chehibi MAR DQ (r163.2) (1:47.79). *Robinson advanced to the semi-finals as he was pushed by Chehibi*

Heat 4: 1, Kimutai 1:47.54; 2, McCarthy 1:47.61; 3, Abdoulaye Wagne SEN 1:47.64; 4, Manuel Olmedo ESP 1:47.98; 5, Jasmin Salihovic BIH 1:48.10; 6, Graham Davidson RSA 1:48.16; 7, Otulike Lekote BOT 1:48.33

Heat 5: 1, Tighazouine 1:46.01; 2, Som 1:46.11; 3, Reina 1:46.45; 4, Dube 1:46.68; 5, Arthémon Hatungimana BDI 1:47.74; Sam Burley USA DQ (r163.3) (1:46.63); Fred Thegu SOL DQ (r163.3) (1:57.51)

Heat 6: 1, Bucher 1:48.61; 2, Kipketer 1:48.68; 3, Gary Reed CAN 1:48.69; 4, Adam Abdu QAT 1:48.87; 5, Wilson Kirwa FIN 1:49.74; 6, Abdul Salam Aldabaji PLE 1:51.68; 7, Mohamed Amir MDV 2:06.25; Ivan Heshko UKR DNS

Heat 7: 1, Longo 1:46.26; 2, Borzakovsky 1:46.44; 3, Jansen 1:46.68; 4, Amine Laalou MAR 1:46.75; 5, Rashid Mohamed BRN 1:47.43; 6, Jimmy Lomba FRA 1:48.15; 7, David Fiegen LUX 1:48.80

Heat 8: 1, Saïd-Guerni 1:46.06; 2, Sepeng 1:46.09; 3, Al-Salhi 1:46.48; 4, Ahmed Ismail SUD 1:47.21; 5, Rizak Dirshe SWE 1:49.23; 6, Mahamadou Ibrahim NIG 1:55.21; Nicolas Aïssat FRA DNF

Semi-finals (First 2 & 2 fastest to final) (Aug 29)

Heat 1: 1, Borzakovsky 1:45.31; 2, Kipketer 1:45.50; 3, Koeh 1:46.04; 4, Santos 1:46.73; 5, Khalid Tighazouine MAR 1:46.83; 6, Mohammed Al-Salhi KSA 1:47.25; 7, Joao Pires POR 1:49.19; 8, Khadevis Robinson USA 1:50.60; Nicholas Wachira KEN DNF

Heat 2: 1, Mulaudzi 1:46.31; 2, Saïd-Guerni 1:46.36; 3, Berhanu Alemu ETH 1:46.40; 4, Bram Som NED 1:46.63; 5, André Bucher SUI 1:46.67; 6, Florent Lacasse FRA 1:46.89; 7, Kris McCarthy AUS 1:47.64; 8, Ehsan Mohajer Shojaei IRI 1:47.71

Heat 3: 1, Longo 1:46.26; 2, Sepeng 1:46.43; 3, Antonio Manuel Reina ESP 1:46.72; 4, Joeri Jansen BEL 1:46.78; 5, René Herms GER 1:46.88; 6, David Krummenacker USA 1:47.25; 7, Japheth Kimutai KEN 1:47.53; 8, Glody Dube BOT 1:48.69

Helsinki 2005

Final (Aug 14)

1,	Rashid Ramzi	BRN	1:44.24	52.8/51.4
2,	Yuriy Borzakovsky	RUS	1:44.51	52.7/51.8
3,	William Yiampany	KEN	1:44.55	52.7/51.8
4,	Wilfred Bungei	KEN	1:44.98	52.5/52.5
5,	Djabir Saïd-Guerni	ALG	1:45.31	52.6/52.7
6,	Mehdi Baala	FRA	1:45.32	52.7/52.6
7,	Belal Mansoor Ali	BRN	1:45.55	52.48/53.07
8,	Gary Reed	CAN	1:46.20	52.8/53.4

The pre-race favourites were Borzakovsky, Bungei and Mulaudzi. No-one had beaten 1:44 in 2005, though the South African had run 1:44.08 in Helsinki two weeks before the championships. The fastest time in the heats fell to 1500m winner Ramzi with 1:46.17. In the semis, Ramzi then ran a pb 1:44.30 just behind Olympic Champion Borzakovsky. Mulaudzi fell well short of qualifying in the second heat with 1:45.73, beaten by Ali (1:45.35) and Baala (1:45.40). Gary Reed

was the surprising winner of the third semi-final in 1:44.30 ahead of co-favourite Bungei.

Ali led the final, passing 200 in 24.96, before slowing to 52.48 at the bell. Borzakovsky, always thought to be at his most dangerous in a slow race, was seventh in 52.7. At 600m, Bungei had moved into the lead (1:18.24), with Ramzi fourth (1:18.44), and Borzakovsky still in seventh (1:18.9), hemmed in behind Baala. Ramzi moved into the lead early in the home straight, and the tactically naïve Borzakovsky eventually edged the surprising Yiampop for silver, with Bungei a further 3m behind. Ramzi subsequently won the Olympic 1500m title in 2008, but was stripped of that title because of a doping violation.

First round (First 3 & 6 fastest to semi-finals) (Aug 11)

Heat 1: 1, Ramzi 1:46.17; 2, McLroy 1:46.44; 3, Mulaudzi 1:46.85; 4, Herms 1:47.07; 5, Alemu 1:47.37; 6, Osmar dos Santos BRA 1:47.74; 7, Lee Jae-Hoon KOR 1:47.90; 8, Tom Orme BEL 1:49.62

Heat 2: 1, Baala 1:46.57; 2, Bungei 1:46.71; 3, Robinson 1:46.74; 4, Bogdanov 1:46.88; 5, Czapiewski 1:46.93; 6, Alazemi 1:47.05; 7, Moise Joseph HAI 1:48.29; 8, Yeiman López CUB 1:52.24; Geramias da Silva GBS DO (1:58.80)

Heat 3: 1, Borzakovsky 1:50.14; 2, Yiampop 1:50.14; 3, Saïd-Guerni 1:50.16; 4, Jason Stewart NZL 1:50.35; 5, Dmitrijs Milkevičs LAT 1:50.44; 6, Fabiano Peçanha BRA 1:50.89; 7, Paskar Owor UGA 1:51.72; 8, Rodrigo Trinidad PAR 1:55.43; Samuel Mwera TAN DQ (1:63.3)

Heat 4: 1, Kamel 1:47.65; 2, Krummenacker 1:47.82; 3, Chehbi 1:48.17; 4, Alfred Kirwa Yego KEN 1:48.72; 5, Arnoud Okken NED 1:48.95; 6, Fadrique Iglesias BOL 1:49.57; 7, Oabona Onalenna BOT 1:50.18; Manuel Olmedo ESP DNF

Heat 5: 1, Reina 1:47.14; 2, Reed 1:47.23; 3, Laàlou 1:47.62; 4, André Bucher SUI 1:47.97; 5, Maurizio Bobbato ITA 1:48.36; 6, Juha Kukkamäki FIN 1:48.69; 7, Sherridan Kirk TTO 1:48.77; 8, Prince Mumba ZAM 1:49.10

Heat 6: 1, Ali 1:47.16; 2, Moradi 1:47.18; 3, Al-Salhi 1:47.27; 4, Barrios 1:47.53; 5, Achraf Tadili CAN 1:48.42; 6, Rizak Dirshe SWE 1:48.43; 7, Kevin Hicks USA 1:50.00; Majid Saeed Sultan QAT DQ (1:63.3)

Semi-finals (First 2 & 2 fastest to final) (Aug 12)

Heat 1: 1, Borzakovsky 1:44.26; 2, Ramzi 1:44.30; 3, Yiampop 1:44.51; 4, Saïd-Guerni 1:44.80; 5, Amine Laàlou MAR 1:45.05; 6, Mohammad Alazemi KUW 1:48.02; 7, Eugenio Barrios ESP 1:48.76; 8, Khadevis Robinson USA 1:49.13

Heat 2: 1, Ali 1:45.35; 2, Baala 1:45.40; 3, Mbulaeni Mulaudzi RSA 1:45.73; 4, Paweł Czapiewski POL 1:46.33; 5, Dmitriy Bogdanov RUS 1:46.83; 6, Antonio Manuel Reina ESP 1:46.89; 7, Berhanu Alemu ETH 1:47.66; 8, Mohammed Al-Salhi KSA 1:47.97

Heat 3: 1, Reed 1:44.33; 2, Bungei 1:44.41; 3, Yusuf Saad Kamel BRN 1:44.90; 4, René Herms GER 1:45.21; 5, Mouhcine Chehbi MAR 1:45.82; 6, Sajjad Moradi IRI 1:45.88; 7, James McLroy GBR 1:45.91; 8, David Krummenacker USA 1:46.76

First round (First 3 & 6 fastest to semi-finals) (Aug 30)

Heat 1: 1, Laàlou 1:46.00; 2, Symmonds 1:46.16; 3, Davide 1:46.17; 4, Ali 1:46.34; 5, Achraf Tadili CAN 1:46.73; 6, Sajjad Moradi IRI 1:46.75; 7, Mohammed Ahmed Al-Yafae YEM 1:56.55; Ismail Ahmed Ismail SUD DNF

Heat 2: 1, Reed 1:46.00; 2, Madi 1:46.02; 3, Koeh 1:46.08; 4, Antonio Manuel Reina ESP 1:46.35; 5, Arnoud Okken NED 1:47.23; 6, Jeff Riseley AUS 1:47.44; 7, Aunese Curren SAN 1:47.72; Ivan Heshko UKR DNS

Heat 3: 1, Mulaudzi 1:45.56; 2, Ramzi 1:45.64; 3, Bogdanov 1:45.66; 4, Peçanha 1:45.77; 5, Yeiman López CUB 1:46.28; 6, Mattias Claesson SWE 1:46.43; 7, Eugenio Barrios ESP 1:46.62; 8, Bram Som NED 1:46.81

Heat 4: 1, Yego 1:45.52; 2, Rimmer 1:45.66; 3, Milkevičs 1:45.72; 4, Robinson 1:45.78; 5, Olmedo 1:45.90; 6, Eduard Villanueva VEN 1:46.33; 7, David Campbell IRL 1:46.47; 8, Fadrique Iglesias BOL 1:48.42

Heat 5: 1, Al-Salhi 1:45.58; 2, Borzakovsky 1:45.79; 3, Bungei 1:45.79; 4, Benschir 1:45.90; 5, Wagné 1:46.20; 6, Abubaker Kaki SUD 1:46.38; 7, Masato Yokota JPN 1:47.16; 8, Mahamoud Farah DJI 1:49.06

Heat 6: 1, Kamel 1:45.25; 2, Chepkirwok 1:45.68; 3, Alazemi 1:45.85; 4, Chehbi 1:46.16; 5, Samuel Mwera TAN 1:46.24; 6, Jozef Repčík SVK 1:46.53; 7, Duane Solomon USA 1:48.95; 8, Souleymane Ould Chebal MTN 1:56.45

Semi-finals (First 2 & 2 fastest to final) (Aug 31)

Heat 1: 1, Yego 1:44.54; 2, Mulaudzi 1:44.71; 3, Chepkirwok 1:44.84; 4, Khadevis Robinson USA 1:45.45; 5, Fabiano Peçanha BRA 1:45.95; 6, Dmitrijs Milkevičs LAT 1:46.27; 7, Abdoulaye Wagné SEN 1:46.49; 8, Mouhcine Chehbi MAR 1:51.31

Heat 2: 1, Reed 1:44.92; 2, Laàlou 1:45.11; 3, Dmitriy Bogdanov RUS 1:45.36; 4, Nabil Madi ALG 1:45.59; 5, Manuel Olmedo ESP 1:45.61; 6, Nick Symmonds USA 1:46.41; 7, Justus Koeh KEN 1:46.86; 8, Rashid Ramzi BRN 1:47.76

Heat 3: 1, Borzakovsky 1:45.12; 2, Bungei 1:45.20; 3, Al-Salhi 1:45.23; 4, Youssef Saad Kamel BRN 1:45.31; 5, Kléberson Davide BRA 1:46.45; 6, Michael Rimmer GBR 1:47.39; 7, Yassine Benschir MAR 1:48.04; 8, Mohamed Alazemi KUW 1:50.28

Berlin 2009

Final (Aug 13)

1,	Mbulaeni Mulaudzi	RSA	1:45.29	53.44/51.85
2,	Alfred Kirwa Yego	KEN	1:45.35	54.04/51.31
3,	Yusuf Saad Kamel	BRN	1:45.35	53.76/51.59
4,	Yuriy Borzakovsky	RUS	1:45.57	53.54/52.03
5,	Amine Laàlou	MAR	1:45.66	53.75/52.0
6,	Nick Symmonds	USA	1:45.71	53.5/52.2
7,	Bram Som	NED	1:45.86	53.9/52.0
8,	Marcin Lewandowski	POL	1:46.17	53.9/52.3
9,	Jackson Kivuna KEN	1:46.39	(54.0/52.4)	10, Yeimer López CUB 1:47.80 (54.2/53.6)

Of 2009's four fastest prior to Berlin, three failed to make it to the final. Kaki [1:43.10], tripped while leading in his semi-final and failed to finish the race. Two men brought down by Kaki (Som and Lewandowski) were advanced to the final. Kiprof [1:43.17], the Olympic 1500m Champion, was bumped twice at the 600m mark in his semi-final and gave up, while Rudisha [1:43.52], who would run 1:42.01 later in the season, missed the final by one place.

In the final Mulaudzi went to the front as the athletes broke, and passed 200m in 25.02. The South African kept the lead at 400m (53.44) with the pace slowing to 28.4 in the second 200m. Just 5m covered the field at this point. Mulaudzi cleverly kept the lead through 600m (1:19.82) from Symmonds (1:19.8) and Kamel (1:20.10), with defending champion Kirwa Yego in seventh place (1:20.31). Mulaudzi held the curb and the lead to the finish, with Kirwa Yego finishing fastest of all to catch Kamel on the line, half a metre behind the South African. Curiously the first two had been the two fastest "losers" from the semi-finals, and each had been forced to share their lane at the start with the reinstated fallers.

First round (First 3 & 3 fastest to semi-finals) (Aug 20)

Heat 1: 1, Mulaudzi 1:46.40; 2, Kaki 1:46.41; 3, Peçanha 1:46.68; 4, Sajjad Moradi IRI 1:47.68; 5, Abraham Chepkirwok UGA 1:48.57; 6, Eduard Villanueva VEN 1:48.61; Manuel Olmedo ESP DNF

Heat 2: 1, Symmonds 1:47.12; 2, Ali 1:47.16; 3, Ismail 1:47.20; 4, Mattias Claesson SWE 1:48.02; 5, Thomas Channery IRL 1:48.09; 6, Prince Mumba ZAM 1:48.13; 7, Ilija Rantovič MNE 1:53.17; 8, Iulio Lafai SAM 2:03.51

Heat 3: 1, Reed 1:45.76; 2, Borzakovsky 1:45.86; 3, Lastennet 1:46.30; 4, Ngoepe 1:46.54; 5, Ryan Brown USA 1:46.92; 6, Mike Schumacher LUX 1:48.18; 7, Robin Schemberga GER 1:54.47

Heat 4: 1, Kamel 1:46.43; 2, Kiprof 1:46.52; 3, Robinson 1:46.79; 4, Lukas Rittiser ITA 1:47.07; 5, Kléberson Davide BRA 1:47.51; 6, Mahamoud Farah DJI 1:48.23

Heat 5: 1, Yego 1:48.32; 2, Kazi 1:48.40; 3, Lewandowski 1:48.41; 4, Mohammed Al-Salhi KSA 1:48.43; 5, Luis Alberto Marco ESP 1:48.47; 6, Jozef Repčík SVK 1:48.73; 7, Evans Pinto BOL 1:52.23; 8, Arnold Sorina VAN 2:00.13

Heat 6: 1, Rudisha 1:47.83; 2, López 1:48.04; 3, Rimmer 1:48.20; 4, Abdoulaye

Osaka 2007

Final (Sep 2)

1,	Alfred Kirwa Yego	KEN	1:47.09	55.3/51.8
2,	Gary Reed	CAN	1:47.10	55.08/52.02
3,	Yuriy Borzakovsky	RUS	1:47.39	55.6/51.8
4,	Abraham Chepkirwok	UGA	1:47.41	55.2/52.2
5,	Wilfred Bungei	KEN	1:47.42	55.4/52.0
6,	Amine Laàlou	MAR	1:47.45	55.6/51.9
7,	Mbulaeni Mulaudzi	RSA	1:47.52	55.4/52.1
8,	Mohammed Al-Salhi	KSA	1:47.58	55.8/51.8

The winning time in the final was the slowest yet, but the preliminaries were the toughest. Fastest in the heats was Kamel, a transferee to Bahrain from Kenya, whose father was the 1987 and 1991 champion Billy Konchellah. In every one of the six heats, the fastest non-qualifier was quicker than the previous record of 1:46.45 from 1995. In the semis, Kamel went out despite clocking 1:45.31.

The final started slowly, led by Reed at 400m in 55.08. Chepkirwok slipped by the Canadian, and led by a metre at the 600m point (1:22.18), with Borzakovsky (1:22.6) four metres behind the leader. Reed edged past with 120m to go, and Kirwa Yego began to challenge with 75m left. Reed held off the Kenyan until the last two strides, and the margin of victory was the closest in World Championship history. The Kenyan's last 200m had taken just 24.6 compared with Reed's 24.9. Behind them Borzakovsky overtook Bungei and a fading Chepkirwok with 10m to go. With less than five metres covering the whole field, it was an exciting finish to a less than stirring race. The winner, who was eliminated in the first round in Helsinki, became the youngest-ever World 800m Champion. Defending Champion Ramzi went out in the semi-finals.

Wagne SEN 1:48.22; 5, Dmitrijs Milčevičs LAT 1:48.43; 6, Mohammad Alazemi KUW 1:51.73

Heat 7: 1, Kivuva 1:46.17; 2, Som 1:46.33; 3, Laäluu 1:46.38; 4, Joseph 1:46.68; 5, Kszczot 1:46.70; 6, Dmitrijs Jurkevics LAT 1:46.90; 7, Pablo Solares MEX 1:47.96

Semi-Finals (First 2 & 2 fastest to final) (Aug 21)

Heat 1: 1, Symmonds 1:45.96; 2, Kivuva 1:46.32; 3, Belal Mansour Ali BRN 1:46.57; 4, Tamás Kazi HUN 1:47.01; 5, Jeff Lastennet FRA 1:57.43; 6, Lewandowski 2:01.62; 6, Som & Abubaker Kaki SUD DNF (Lewandowski & Som were allowed to advance to the final after being disadvantaged by the by the fall of Kaki)

Heat 2: 1, Kamel 1:45.01; 2, Borzakovsky 1:45.16; 3, Yego 1:45.22; 4, Mulaudzi 1:45.26; 5, Khadevis Robinson USA 1:45.91; 6, Adam Kszczot POL 1:46.33; 7, Asbel Kiprop KEN 1:52.05; Ahmed Ismail SUD DNF

Heat 3: 1, Laäluu 1:45.27; 2, López 1:45.33; 3, David Rudisha KEN 1:45.40; 4, Gary Reed CAN 1:45.60; 5, Moise Joseph HAI 1:45.87; 6, Fabiano Peçanha BRA 1:45.94; 7, Michael Rimmer GBR 1:46.77; 8, Samson Ngoepe RSA 1:49.03

Daegu 2011

Final (Aug 30)

1,	David Rudisha	KEN	1:43.91	51.33/52.58
2,	Abubaker Kaki	SUD	1:44.41	51.6/52.8
3,	Yuriy Borzakovsky	RUS	1:44.49	51.5/53.0
4,	Marcin Lewandowski	POL	1:44.80	51.8/53.0
5,	Nick Symmonds	USA	1:45.12	51.7/53.4
6,	Adam Kszczot	POL	1:45.25	51.7/53.5
7,	Alfred Kirwa Yego	KEN	1:45.83	51.7/53.5
8,	Mohamed Aman	ETH	1:45.93	51.9/54.0

Rudisha, unbeaten since Berlin 2009, made his intentions crystal clear in the final, blasting through 200m in 23.81, before easing down to 51.33 at halfway. Speeding up slightly, the Kenyan passed 600m in 1:17.99, just over a metre clear of Kaki and Borzakovsky. Rudisha led by a metre from the Russian veteran as they entered the finishing straight, but he then drew clear to win from Kaki, who overtook Borzakovsky 25m from the finish. For Rudisha it was his 24th successive 800m victory (or 31st including heats).

First round (First 3 & 6 fastest to semi-finals) (Aug 27)

Heat 1: 1, Symmonds 1:46.54; 2, Bube 1:46.64; 3, López 1:46.79 (1:46.787); 4, Mouchine El Amine MAR 1:46.98; 5, Andrew Ellerton CAN 1:47.47; 6, Moise Joseph HAI 1:48.17; 7, Zaw Win Thet MYA 1:58.36

Heat 2: 1, Borzakovsky 1:46.14; 2, Kivuva 1:46.57; 3, Reina 1:46.66; 4, Mumba 1:46.73; 5, Michael Rimmer GBR 1:47.11; 6, Masato Yokota JPN 1:47.60; 7, Shifaz Mohamed MDV 2:01.05

Heat 3: 1, Kaki 1:44.83; 2, Aman 1:45.17; 3, Yego 1:45.50; 4, Marco 1:46.19; 5, Camara 1:46.38; 6, Ashot Hayrapetyan ARM 1:50.09; 7, Fernando da Silva BRA 1:51.58

Heat 4: 1, Rudisha 1:46.29; 2, Lewandowski 1:46.73; 3, Som 1:46.79 (1:46.786); 4, Mahfoud Brahimi ALG 1:46.94; 5, Charles Jock USA 1:47.95; 6, Brice Etès MON 1:48.22; 7, Edgar Cortez NCA 1:49.10

Heat 5: 1, Davide 1:46.06; 2, Osagie 1:46.08; 3, Kszczot 1:46.16; 4, Moradi 1:46.39; 5, Al-Azemi 1:46.64; 6, Julius Mutekanga UGA 1:47.54; 7, Farhan Ahmad PAK 1:50.14

Heat 6: 1, Rodriguez 1:48.26; 2, Kazi 1:48.29; 3, Robinson 1:48.41; 4, Daniel Nghipandulwa NAM 1:48.79; 5, Lutmar Paes BRA 1:48.97; 6, Ahmed Ismail SUD 1:52.33; 7, Derek Mandell GUM 1:57.11; 8, Richard Blagg GIB 1:59.34

Semi-Finals (First 2 & 2 fastest to final) (Aug 28)

Heat 1: 1, Aman 1:44.57; 2, Lewandowski 1:44.60; 3, Kaki 1:44.62; 4, Yego 1:44.82; 5, Khadevis Robinson USA 1:45.27; 6, Andreas Bube DEN 1:45.48; 7, Sajad Moradi IRI 1:46.17; 8, Antonio Manuel Reina ESP 1:48.45

Heat 2: 1, Symmonds 1:45.73; 2, Borzakovsky 1:45.73; 3, Jackson Kivuva KEN 1:45.97; 4, Andrew Osagie GBR 1:46.12; 5, Tamás Kazi HUN 1:46.53; 6, Bram Som NED 1:46.69; 7, Kevin López ESP 1:46.86; 8, Prince Mumba ZAM 1:47.06

Heat 3: 1, Rudisha 1:44.20; 2, Kszczot 1:44.81; 3, Kléberson Davide BRA 1:45.06; 4, Rafith Rodriguez COL 1:46.41; 5, Mahfoud Brahimi ALG 1:46.79; 6, Luis Alberto Marco ESP 1:47.45; 7, Moussa Camara MLI 1:48.15; Mohammad Al-Azemi KUW DNF

7,	Pierre-Ambroise Bosse	FRA	1:44.79	50.43/54.36
8,	Abdulaziz O. Mohamed	KSA	1:46.57	50.45/56.12

Solomon went out too quickly in the final, passing 200m in 23.59 according to the transponder chip in his bib. Virtually level with him was the Ethiopian junior Aman (23.62). The American slowed to reach halfway in 50.28, with the more than usually positive Symmonds beside him and Aman inches behind.

Solomon still led at 600m (1:16.80) with Symmonds, Aman and Souleiman close by. Symmonds overtook his teammate with 100m remaining and briefly looked as if he would win, but Aman caught him with 40m to go and got home 1½ metres clear. Solomon went from first to sixth in the last 90m, with a transponder clocking of 14.74 for his final 100m compared with 13.35 by Aman. A lingering knee injury put defending champion and world record holder David Rudisha out of contention.

First round (First 3 & 6 fastest to semi-finals) (Aug 10)

Heat 1: 1, Bosse 1:47.70; 2, Lewandowski 1:47.83; 3, Benedetti 1:47.90; 4, Mohamed Ahmed Hamada EGY 1:47.96; 5, Kléberson Davide BRA 1:48.28; 6, Paul Robinson IRL 1:48.61; 7, Leoman Momoh NGR 1:49.25; 8, Taras Bybyk UKR 1:49.39; 9, Moussa Camara MLI 1:49.78

Heat 2: 1, Musagala 1:46.12; 2, Kszczot 1:46.26; 3, Johnson 1:46.32; 4, López 1:46.61; 5, Andy González CUB 1:46.80; 6, Brice Etès MON 1:53.60; 7, Manuel Andre Antonio ANG 1:57.40

Heat 3: 1, Solomon 1:45.80; 2, Mohamed 1:45.94; 3, Osagie 1:46.16; 4, Marco 1:46.40; 5, Kazi 1:46.48; 6, Kieng Samorn CAN 1:55.17; 7, Benjamin Enzema GEO 1:56.82

Heat 4: 1, Symmonds 1:46.90; 2, Bala 1:46.94; 3, Jamaica 1:46.94; 4, Mark English IRL 1:47.08; 5, Prince Mumba ZAM 1:47.85; 6, James Eichberger MEX 1:47.96; 7, Jeremiah Mutai KEN 1:50.17; 8, Ila Mukhin KGZ 1:54.88

Heat 5: 1, Aman 1:44.93; 2, Cheruyiot 1:45.25; 3, Rimmer 1:45.47; 4, Rowe 1:45.96; 5, Gakeme 1:46.70; 6, Rodriguez 1:46.76; 7, Amine Belferrah ALG 1:47.17; 8, Jozef Repčík SVK 1:47.93

Heat 6: 1, Souleiman 1:46.86; 2, Chemut 1:47.13; 3, El Manoufi 1:47.15; 4, Jan Kubista CZE 1:47.66; 5, Anis Ananekha BLR 1:47.76; 6, Anthony Romanin CAN 1:47.98; 7, Wesley Vázquez PUR 1:50.60; 8, Ribeiro Pinto de Carvalho TLS 2:04.74

Semi-finals (First 2 & 2 fastest to final) (Aug 11)

Heat 1: 1, Solomon 1:43.87; 2, Mohamed 1:44.10; 3, Lewandowski 1:44.56; 4, Osagie 1:44.85; 5, Antoine Gakeme BDI 1:45.39; 6, Alex Rowe USA 1:45.80; 7, Kevin López ESP 1:52.93; Ferguson Cheruyiot KEN DQ (r163.5) (1:44.98)

Heat 2: 1, Aman 1:44.71; 2, Bosse 1:44.75; 3, Brandon Johnson USA 1:44.89; 4, Samir Jamaica MAR 1:46.53; 5, Luis Alberto Marco ESP 1:46.75; 6, Michael Rimmer GBR 1:47.06; 7, Giordano Benedetti ITA 1:48.31; 8, Rafith Rodriguez COL 2:01.94

Heat 3: 1, Souleiman 1:44.99; 2, Symmonds 1:45.00; 3, Abdulrahman Muaeib Bala QAT 1:45.43; 4, Adam Kszczot POL 1:45.68; 5, Ronald Musagala UGA 1:45.87; 6, Anthony Chemut KEN 1:46.06; 7, Tamás Kazi HUN 1:46.40; 8, Amine El Manoufi MAR 1:49.08

800 METRES

Multiple Medalists:

4	Yuriy Borzakovsky	RUS	03-2, 05-2, 07-3, 11-3
3	Billy Konchellah	KEN	87-1, 91-1, 93-3
3	Wilson Kipketer	DEN	95-1, 97-1, 99-1
2	José Luis Barbosa	BRA	87-3, 91-2
	Djabir Saïd-Guerni	ALG	99-3, 03-1
	Mfulaeni Mulaudzi	RSA	03-3, 09-1
	Abdira Kiyra Yego	KEN	07-1, 09-2

Most Finals:

5	Borzakovsky	03-2, 05-2, 07-3, 09-4, 11-3
---	-------------	------------------------------

Most Appearances:

7	Khadevis Robinson	USA	99-5h1, 01-5h3, 03-8s1, 05-8s1, 07-4s1, 09-5s2, 11-5s1
---	-------------------	-----	--

National Placings:

	1	2	3	4	5	6	7	8	Points
KEN	5	2	2	4	2	2	4	-	108
USA	-	1	2	-	3	4	-	3	46
RSA	1	1	1	-	1	1	2	1	33
RUS	-	2	2	1	-	-	-	-	31
DEN	3	-	-	1	-	-	-	-	29
POL	-	-	1	3	1	1	-	1	29
BRA	-	1	2	-	-	1	-	1	23
GBR	-	1	-	2	1	-	-	2	23
GER	1	-	-	1	1	-	1	1	20
ALG	1	-	1	-	1	-	-	-	18
BRN	1	-	1	-	-	-	1	-	16

Moscow 2013

Final (Aug 13)

1,	Mohamed Aman	ETH	1:43.31	50.37/52.94
2,	Nick Symmonds	USA	1:43.55	50.26/53.29
3,	Ayanleh Souleiman	DJI	1:43.76	50.48/53.28
4,	Marcin Lewandowski	POL	1:44.08	50.47/53.61
5,	Andrew Osagie	GBR	1:44.36	50.91/53.45
6,	Duane Solomon	USA	1:44.42	50.28/54.14

Men's 800 Metres, continued									
National Placings:									
	1	2	3	4	5	6	7	8	Points
ITA	-	1	-	-	1	1	1	-	16
MAR	-	-	-	-	2	1	1	-	13
CUB	-	1	-	1	-	-	-	-	12
NED	-	1	-	-	-	1	1	-	12
CAN	-	-	-	-	-	-	-	1	11
NOR	-	-	1	-	1	-	-	-	10
ETH	1	-	-	-	-	-	-	1	9
SUI	1	-	-	-	-	-	-	-	8
BDI	-	1	-	-	-	-	-	-	7
SUD	-	1	-	-	-	-	-	-	7
DJI	-	-	1	-	-	-	-	-	6
UGA	-	-	-	1	-	-	-	-	5
FRA	-	-	-	-	-	1	1	-	5
URS	-	-	-	-	-	1	1	-	2
YUG	-	-	-	-	-	-	1	-	2
KSA	-	-	-	-	-	-	-	2	2
ESP	-	-	-	-	-	-	-	1	1
Totals	14	14	14	14	14	14	14	14	504

1500 Metres

Helsinki 1983

Final (Aug 14)

1, Steve Cram	GBR	3:41.59
2, Steve Scott	USA	3:41.87
3, Saïd Aouita	MAR	3:42.02
4, Steve Ovett	GBR	3:42.34
5, José Abascal	ESP	3:42.47
6, Pierre Délèze	SUI	3:43.69
7, Andreas Busse	GDR	3:43.72
8, Dragan Zdravković	YUG	3:43.75

9, John Walker NZL 3:44.24; 10, Ján Kubista TCH 3:44.30; 11, Uwe Becker FRG 3:45.09; 12, Mike Boit KEN 3:46.46

A tactically perfect race by Cram continued Britain's great run of success in championship 1500m races of the 80s. One of the best quality fields of the championships set off at a pace slower than the women's final (400m: 64.98, 800m: 2:07.73). The Cram camp had been warned that Aouita – world leader at 3:32.54 – would make a move 500m from home. This proved to be perfectly true. The Moroccan bolted ahead and Cram responded to follow Aouita into the last lap. The favourite, Scott, was also in close contention but world record holder Ovett was boxed in 8th place.

Cram went past Aouita with 200m remaining and led from the Moroccan into the finishing straight with Scott third. Running wide, the American moved into second and, for an instant, looked as if he would overtake Cram. Aouita also continued to run strongly. But they could gain little on the long-striding Briton who was able to cross the line with fists clenched in triumph. Ovett, who ran the last 300m quicker than anyone else, just fell short of catching Aouita for the bronze.

"I think the reason for the slow race was the fact that most of the front runners had been knocked out in the semi-finals," concluded the winner, whose preparation for the championships had been limited by injury. "This race went perfectly for me."

First round (First 4 & 8 fastest to semi-finals) (Aug 12)

Heat 1: 1, Délèze 3:42.28; 2, Maree 3:43.13; 3, Becker 3:43.18; 4, Flynn 3:43.27; 5, João Campos POR 3:43.44; 6, Kipkoech Cheruiyot KEN 3:43.58; 7, Nikolay Kirov URS 3:43.77; 8, Jan Persson SWE 3:43.83; 9, Dave Reid CAN 3:45.08; 10, Mohamed Neji Henkiri TUN 3:45.90; 11, Jama Aden SOM 3:46.87; 12, Tisbite Rakotarioa MAD 3:52.91; 13, Luis Munguia NCA 4:02.06

Heat 2: 1, Cram 3:40.17; 2, Aouita 3:40.39; 3, O'Mara 3:40.53; 4, Walker 3:40.67; 5, Kurek 3:40.96; 6, Hjorth 3:41.29; 7, Peter Wirz SUI 3:41.69; 8, Philippe Dien FRA 3:43.15; 9, Spyros Spyrou GRE 3:43.94; 10, Paul Rugut KEN 3:46.00; 11, Jimmy Igohé TAN 3:48.58; 12, Charlie Oliver SOL 4:18.24; Mehdi Aïdet ALG DNS

Heat 3: 1, Busse 3:38.65; 2, Ovett 3:39.00; 3, Zdravković 3:39.18; 4, Kubista 3:39.20; 5, Byers 3:39.41; 6, Stevens 3:39.77; 7, Mei 3:39.93; 8, González 3:41.29; 9, Pascal Thiébaud FRA 3:41.51; 10, Amar Brahmia ALG 3:42.75; 11, Omer Khalifa SUD 3:48.23; 12, John Chappory GIB 3:56.92; 13, Jean Marie Viann Rudasingwa RWA 3:57.49

Heat 4: 1, Scott 3:37.87; 2, Abascal 3:38.06; 3, Patrignani 3:38.35; 4, Williamson 3:38.99; 5, Morcelli 3:39.77; 6, Németh 3:39.93; 7, Boit 3:40.06; 8, Antti Loikkanen FIN 3:44.47; 9, Semet Timurtenk TUR 3:46.74; 10, Mohammed Darwish IRQ 3:50.04; 11, Ibrahim Maallah QAT 3:52.05; 12, Masini Sui-Mbanza COD 4:06.44; 13, Sekou Camara GUI 4:06.48

Semi-finals (First 4 & 4 fastest to final) (Aug 13)

Heat 1: 1, Scott 3:36.43; 2, Aouita 3:36.43; 3, Kubista 3:37.12; 4, Becker 3:37.27; 5, Busse 3:37.54; 6, José Luis González ESP 3:38.77; 7, Niels Kim Hjorth DEN 3:39.75; 8, Abderrahmane Morelli ALG 3:39.88; 9, Stefano Mei ITA 3:41.78; 10, Graham Williamson GBR 3:45.84; 11, Frank O'Mara IRL 3:47.10; Robert Nemeth AUT DNS

Heat 2: 1, Cram 3:35.77; 2, Ovett 3:36.26; 3, Abascal 3:36.35; 4, Délèze 3:36.37; 5, Walker 3:36.52; 6, Zdravković 3:37.31; 7, Boit 3:37.75; 8, Claudio Patrignani ITA 3:38.36; 9, Sydney Maree USA 3:38.65; 10, Piotr Kurek POL 3:39.54; 11, Ray Flynn IRL 3:40.26; 12, Eddy Stevens BEL 3:42.63; 13, Tom Byers USA 3:43.97

Rome 1987

Final (Sep 6)

1, Abdi Bile	SOM	3:36.80
2, José Luis González	ESP	3:38.03
3, Jim Spivey	USA	3:38.82
4, Joseph Chesire	KEN	3:39.36
5, Omer Khalifa	SUD	3:39.81
6, Jens-Peter Herold	GDR	3:40.14
7, Mike Hillardt	AUS	3:40.23
8, Steve Cram	GBR	3:41.19

9, Han Kulker NED 3:42.16; 10, Rémy Geoffroy FRA 3:43.02; 11, Kipkoech Cheruiyot KEN 3:44.54; 12, Steve Scott USA 3:45.92

After another slow start to a world championship final, (400m: 63.46), Cram and Chesire speeded things up. With 450m remaining, the Briton made his bid to retain his title. He was unable to shake off González or Bile, who had set an impressive championship record in the semi-finals. The Somali passed Cram on the final bend and sprinted away for a handsome victory. The defending champion was also overtaken by González, before fading to jog across the line in eighth place.

The intermediate times showed the brilliance of Bile's finish. He ran the last 1000m in 2:16.6 and the last 800m in 1:46.6. The winner, one of 15 children, was the reigning US Collegiate Champion.

First round (First 6 & 6 fastest to semi-finals) (Sep 3)

Heat 1: 1, Khalifa 3:41.93; 2, Cram 3:42.05; 3, Rono 3:42.26; 4, Scott 3:42.43; 5, Geoffroy 3:42.45; 6, Hillardt 3:42.79; 7, Peter Wirz SUI 3:43.00; 8, Ray Flynn IRL 3:43.06; 9, Andres Vera ESP 3:43.24; 10, Dave Campbell CAN 3:43.80; 11, Djeudonné Kwizera BDI 3:44.36; 12, Manuel Balmaçeda CHI 3:49.52; Ari Suhonen FIN DNS

Heat 2: 1, Bile 3:38.05; 2, Herold 3:38.10; 3, Crabb 3:38.11; 4, Bourke 3:38.18; 5, O'Sullivan 3:38.20; 6, Baumann 3:38.31; 7, Guldberg 3:38.67; 8, Chesire 3:38.71; 9, Benito 3:38.90; 10, Öztürk 3:40.38; 11, Aragon 3:40.82; 12, Getayan Ayana ETH 3:42.29; 13, Mohamed Abdullah UAE 3:51.04

Heat 3: 1, Cheruiyot 3:40.22; 2, González 3:40.28; 3, Kulker 3:40.32; 4, Spivey 3:40.48; 5, Becker 3:40.63; 6, Masunov 3:40.68; 7, Silva 3:40.99; 8, Adrian Passey GBR 3:41.44; 9, Markus Hacksteiner SUI 3:42.04; 10, Pat Scammell AUS 3:44.93; 11, Gerard O'Reilly IRL 3:45.77; 12, Johnny Kroon SWE 3:49.06; Moctar El MTN DNF

Semi-finals (First 4 & 2 fastest to final) (Sep 4)

Heat 1: 1, Bile 3:35.67; 2, González 3:35.68; 3, Cram 3:35.78; 4, Chesire 3:35.82; 5, Scott 3:35.91; 6, Kulker 3:36.08; 7, Geoffroy 3:37.47; 8, Leonid Masunov URS 3:38.24; 9, Peter Bourke AUS 3:38.42; 10, Chuck Aragon USA 3:39.45; 11, Zeki Öztürk TUR 3:42.17; 12, Dieter Baumann FRG 3:47.71

Heat 2: 1, Herold 3:40.57; 2, Spivey 3:40.63; 3, Cheruiyot 3:40.64; 4, Khalifa 3:40.79; 5, Hillardt 3:40.95; 6, Mario Silva POR 3:41.12; 7, Marcus O'Sullivan IRL 3:41.24; 8, Teófilo Benito ESP 3:41.89; 9, Steve Crabb GBR 3:42.12; 10, Uwe Becker FRG 3:43.73; 11, Peter Rono KEN 3:44.76; 12, Mogens Guldberg DEN 3:50.79

Tokyo 1991

Final (Sep 1)

1, Noureddine Morcelli	ALG	3:32.84
2, Wilfred Kirochi	KEN	3:34.84
3, Hauke Fuhlbrügge	GER	3:35.28
4, Jens-Peter Herold	GER	3:35.37
5, Fermín Cacho	ESP	3:35.62
6, Mario Silva	POR	3:35.76
7, David Kibet	KEN	3:36.03
8, Gennaro Di Napoli	ITA	3:36.56

9, Mohammed Suleiman QAT 3:38.12; 10, Matthew Yates GBR 3:38.71; 11, Saïd Aouita MAR 3:39.49; 12, Simon Doyle AUS 3:41.54

Morceli, whose older brother Abderrahmane was eliminated in the 1983 heats, started as favourite. Unbeaten all year, he had taken the world indoor title and clocked times of 3:31.00 and 3:31.01. Kibet set a reasonable pace for the first kilometre, closely followed by the confident Algerian. The reigning 5000m champion, Aouita, was also prominent before fading in the last lap.

Morceli took the lead just before the bell and accelerated dramatically to win by 15m in a championship record. His final lap took just 51.55 and was one of the fastest ever finishes to a race won in 3:32.

"I am not tired, because I am used to running fast," said Morceli. "Aouita has been the athlete of the eighties, I will be that of the nineties." Kirochi, who beat Morceli for the world junior title three years earlier, was second, while the bronze went to Fuhlbrügge. Another German, Herold, would have placed third in the race had he not eased up before the line to celebrate.

First round (Aug 29) (First 6 & 6 fastest to semi-finals)

Heat 1: 1, Morceli 3:43.45; 2, Benito 3:43.88; 3, Aouita 3:43.93; 4, Rono 3:44.37; 5, Scammell 3:44.60; 6, Svensson 3:44.66; 7, Cram 3:44.69; 8, Karol Dudij POL 3:44.89; 9, Mbigyani Thee BOT 3:45.04; 10, Edgar de Oliveira BRA 3:45.59; 11, Alex Geissbühler SUI 3:46.38; 12, Terrance Herrington USA 3:47.28; 13, Dale Jones ANT 3:55.41; 14, Lucas Elonga GEQ 4:31.24; Abdi Bile SOM DNS. *Cram advanced to semi-finals on protest*

Heat 2: 1, Herold 3:41.21; 2, González 3:41.48; 3, Doyle 3:41.50; 4, Thiébaud 3:41.50; 5, Kirochi 3:41.64; 6, Tirelli 3:41.77; 7, Guldberg 3:42.00; 8, Melnikov 3:42.15; 9, Zeki Öztürk TUR 3:42.86; 10, Luis Núñez DOM 3:48.54; 11, Fabian Franco GIB 4:03.94; Daoude Kassougue MTN, Han Kulker NED & Jim Spivey USA DNS

Heat 3: 1, Kibet 3:38.07; 2, El Basir 3:38.29; 3, Cacho 3:38.31; 4, Silva 3:38.37; 5, Di Napoli 3:38.63; 6, Fuhlbrügge 3:38.65; 7, Suleiman 3:38.89; 8, Yates 3:39.30; 9, Okuyama 3:40.35; 10, N'Tyamba 3:41.05; 11, Alemayehu Roba ETH 3:42.76; 12, José López VEN 3:45.61; 13, Luis Martínez GUA 3:46.39; Joe Falcon USA DNS

Semi-finals (Aug 31) (First 5 & 2 fastest to final)

Heat 1: 1, Morceli 3:39.90; 2, Kirochi 3:40.73; 3, Cacho 3:40.83; 4, Di Napoli 3:40.84; 5, Silva 3:40.94; 6, Yates 3:41.24; 7, Fuhlbrügge 3:41.41; 8, Peter Rono KEN 3:41.76; 9, Rachid El Basir MAR 3:42.89; 10, Mikael Svensson SWE 3:43.69; 11, João N'Tyamba ANG 3:44.64; 12, Pat Scammell USA 3:45.17

Heat 2: 1, Herold 3:41.23; 2, Aouita 3:41.45; 3, Suleiman 3:41.48; 4, Doyle 3:41.52; 5, Kibet 3:41.54; 6, Teófilo Benito ESP 3:41.61; 7, Steve Cram GBR 3:41.67; 8, José Luis González ESP 3:41.71; 9, Davide Tirelli ITA 3:43.08; 10, Mogens Guldberg DEN 3:44.34; 11, Sergey Melnikov URS 3:44.62; 12, Pascal Thiébaud FRA 3:45.18; 13, Mitsuhiro Okuyama JPN 3:49.96

Stuttgart 1993

Final (Aug 22)

1,	Noureddine Morceli	ALG	3:34.24
2,	Fermin Cacho	ESP	3:35.56
3,	Abdi Bile	SOM	3:35.96
4,	Mohammed Suleiman	QAT	3:36.87
5,	Jim Spivey	USA	3:37.42
6,	Matthew Yates	GBR	3:37.61
7,	Rashid El Basir	MAR	3:37.68
8,	Mohammed Taki	MAR	3:37.76
9,	Simon Doyle	AUS	3:38.04; 10, Rudiger Stenzel GER 3:38.66; 11, Manuel Pancorbo ESP 3:39.68; 12, Gennaro Di Napoli ITA 3:47.38

Morceli, the world record holder at 3:28.86, was anxious to make amends for his disappointing seventh place in the Barcelona Olympic final. In the first semi-final he faced the only other men to have won this title, Bile and Cram. He won from the Somali while Cram went out, as he did at the same stage in Tokyo.

After several changes in the lead over the first lap, Taki settled in front with splits of 60.85 and 1:59.32. Morceli made his move at precisely the same point as in Tokyo two years earlier. Just as in 1991, no-one could live with the Algerian's last lap. This time he clocked 50.64 for the last 400m (37.83 last 300m). The silver went to Olympic Champion Cacho ahead of Bile, who was added to the semi-final after a fall in his heat which was not his fault.

First round (First 5 & 4 fastest to semi-finals) (Aug 19)

Heat 1: 1, Cacho 3:39.36; 2, Di Napoli 3:39.41; 3, Taki 3:39.57; 4, Doyle 3:39.61; 5, Chesire 3:39.97; 6, Sullivan 3:40.43; 7, Loginov 3:40.84; 8, Edgar de Oliveira BRA 3:41.88; 9, Johan Landsman RSA 3:43.05; 10, Carlos Mairena NCA 3:54.21; 11, Gop Bahadur Adgikari NEP 3:54.47

Heat 2: 1, Yates 3:42.64; 2, Suleiman 3:42.75; 3, Silva 3:42.81; 4, Kibet 3:42.98; 5, Rakipov 3:43.05; 6, Isaac Viciosa ESP 3:43.61; 7, Michael Busch GER 3:44.03; 8, Bill Burke USA 3:44.03; 9, Keiruan Tawal VAN 4:04.77; 10, Naseer Ismail MDV 4:12.11; Davide Tirelli ITA DNS

Heat 3: 1, Morceli 3:37.84; 2, Impens 3:38.87; 3, Cram 3:38.98; 4, Birir 3:39.03; 5, Zorko 3:39.20; 6, Herrington 3:39.35; 7, Zeki Öztürk TUR 3:41.58; 8, Hamid Sajadi IRI 3:41.66; 9, Jens-Peter Herold GER 3:50.64; 10, Juan José Tapia PAN 3:52.44; 11, Ali Khazaal LIB 4:02.62

Heat 4: 1, Pancorbo 3:39.91; 2, El Basir 3:40.01; 3, Bruton 3:40.08; 4, Spivey 3:40.08; 5, Niyongabo 3:40.18; 6, Stenzel 3:40.30; 7, Bile 3:41.05; 8, Ovidiu Oltanu ROU 3:47.62; 9, Andrey Bulkovskiy UKR 3:50.02; 10, Mohamed Al Halaki YEM 3:50.44; 11, Dale Jones ANT 3:54.91. *Bile advanced to semi-finals on protest*

Semi-finals (First 5 & 2 fastest to final) (Aug 20)

Heat 1: 1, Cacho 3:41.66; 2, Yates 3:42.06; 3, Suleiman 3:42.12; 4, Stenzel 3:42.29; 5, El Basir 3:42.48; 6, Mario Silva POR 3:42.85; 7, Christophe Impens BEL 3:42.85; 8, Branko Zorko CRO 3:43.12; 9, Jonah Birir KEN 3:43.79; 10, David Kibet KEN 3:44.92; 11, Azat Rakipov BLR 3:45.46; 12, Terrance Herrington USA 3:46.64

Heat 2: 1, Morceli 3:40.07; 2, Bile 3:40.65; 3, Di Napoli 3:41.06; 4, Doyle 3:41.06; 5, Spivey 3:41.15; 6, Taki 3:41.26; 7, Pancorbo 3:41.56; 8, Andrey Loginov RUS 3:42.11; 9, Vénuste Nyongabo BDI 3:42.34; 10, Joseph Chesire IRE 3:42.37; 11, Niall Bruton IRL 3:42.43; 12, Kevin Sullivan CAN 3:42.48; 13, Steve Cram GBR 3:42.63

Gothenburg 1995

Final (Aug 13)

1,	Noureddine Morceli	ALG	3:33.73
2,	Hicham El Guerrouj	MAR	3:35.28
3,	Vénuste Nyongabo	BDI	3:35.56
4,	Rachid El Basir	MAR	3:35.96
5,	Kevin Sullivan	CAN	3:36.73
6,	Kader Chékémiani	FRA	3:36.90
7,	Mohammed Suleiman	QAT	3:36.96
8,	Fermin Cacho	MAR	3:37.02
9,	Gary Lough	GBR	3:37.59; 10, Paul McMullen USA 3:38.23; 11, Niall Bruton IRL 3:39.15; 12, Isaac Viciosa ESP 3:41.12

Another scorching final lap, this time in 51.28, brought Morceli his third consecutive title at the front of an African medal sweep.

McMullen, the American champion, led through the first lap in 57.43. Niyongabo – considered a threat to Morceli – edged in front briefly at 800m (1:59.69) before making a break with 500m to go. He was shadowed by Morceli, who himself hit the front approaching the bell and flew away with a 25.2 200m split between 1100m and 1300m. He built up a lead of 10m by the finish, where he slowed to blow kisses to the head-on camera. El Guerrouj caught Niyongabo in the last 40m.

First round (First 5 & 4 fastest to semi-finals) (Aug 10)

Heat 1: 1, Hakim 3:48.40; 2, Niyongabo 3:48.58; 3, Benfarès 3:48.64; 4, Mayock 3:48.65; 5, McMullen 3:48.70; 6, Branko Zorko CRO 3:48.83; 7, Abdi Bile SOM 3:48.86; 8, Jens-Peter Herold GER 3:49.24; 9, Jonah Birir KEN 3:49.26; 10, Mateo Cañellas ESP 3:49.71; 11, Xandru Grech MLT 3:54.96

Heat 2: 1, Morceli 3:42.58; 2, Cacho 3:43.05; 3, Chesang 3:43.26; 4, El Basir 3:43.29; 5, Sullivan 3:43.41; 6, Kevin McKay GBR 3:43.87; 7, Brian Hyde USA 3:44.03; 8, Martin Johns NZL 3:45.10; 9, Luis Jesus POR 3:46.43; 10, José López VEN 3:46.81; 11, Werner Edler-Muhr AUT 3:47.06

Heat 3: 1, Seddiki 3:38.24; 2, Lough 3:38.62; 3, Dubus 3:38.80; 4, Achon 3:39.04; 5, Bruton 3:39.27; 6, Cruz 3:39.47; 7, Impens 3:40.37; 8, Rüdiger Stenzel GER 3:40.65; 9, Ovidiu Oltanu ROU 3:43.20; 10, Nioka Pululu COD 4:02.68; Ahmed Warsama QAT DNS

Heat 4: 1, El Guerrouj 3:38.93; 2, Suleiman 3:39.06; 3, Shabunin 3:39.21; 4, Chékémiani 3:39.34; 5, Herrington 3:39.40; 6, Viciosa 3:39.42; 7, Andersen 3:40.50; 8, Passmore Furusa ZIM 3:41.01; 9, Edgar de Oliveira BRA 3:41.74; 10, Sammy Mutai KEN 3:44.57; 11, Selwyn Kole SOL 4:05.07

Semi-finals (First 5 & 2 fastest to final) (Aug 11)

Heat 1: 1, Morceli 3:38.37; 2, Bruton 3:39.00; 3, Chékémiani 3:39.08; 4, Sullivan 3:39.23; 5, Cacho 3:39.35; 6, Ali Hakimi TUN 3:39.40; 7, Eric Dubus FRA 3:39.73; 8, Terrance Herrington USA 3:39.96; 9, John Mayock GBR 3:40.20; 10, Christophe Impens BEL 3:44.86; 11, Azzeddine Seddiki MAR 3:46.84 (fell); Joaquim Cruz BRA DNS

Heat 2: 1, El Guerrouj 3:37.47; 2, Niyongabo 3:37.62; 3, Suleiman 3:37.78; 4, Lough 3:37.78; 5, El Basir 3:37.96; 6, Viciosa 3:38.03; 7, McMullen 3:38.54; 8, Vyacheslav Shabunin RUS 3:38.61; 9, Julius Achon UGA 3:39.87; 10, Reuben Chesang KEN 3:40.63; 11, Samir Benfarès FRA 3:43.19; 12, Robert Andersen DEN 3:46.41

Athens 1997

Final (Aug 6)

1,	Hicham El Guerrouj	MAR	3:35.83
----	--------------------	-----	---------

2,	Fernín Cacho	ESP	3:36.63
3,	Reyes Estévez	ESP	3:37.26
4,	Nouredine Morceli	ALG	3:37.37
5,	Ali Hakimi	TUN	3:37.51
6,	Mohammed Suleiman	QAT	3:37.53
7,	Graham Hood	CAN	3:37.55
8,	Robert Andersen	DEN	3:37.66
9, John Mayock GBR 3:38.67; 10, Rüdiger Stenzel GER 3:38.82; 11, Laban Rotich KEN 3:41.27; 12, Nadir Bosch FRA 3:48.35			

Seeing a fourth world title, Morceli came away without a medal, pipped at the post for bronze by young Estévez. The race marked the moment when El Guerrouj, who had fallen in the previous year's Olympic final, took over the mantle of world's leading 1500m runner. The early pace was slow (2:02.04 at 800m) but the Moroccan's speed over the final 600m was impressive. Five metres up at the bell (2:43.35) he reached 1200m in 2:55.63 and completed the last 400 in 52.48 and 800 in 1:48.9. The 1992 Olympic Champion Cacho, always highly competitive when medals were at stake, moved into second on the last turn and was unexpectedly joined on the podium by his compatriot Estévez. Morceli's demise was understandable as he was in mourning for an elder brother, killed in a road accident the week before.

First round (First 5 & 4 fastest to semi-finals) (Aug 3)

Heat 1: 1, Morceli 3:37.26; 2, Zadorozhnyi 3:37.28; 3, Mayock 3:37.37; 4, Sullivan 3:37.42; 5, Bruton 3:37.57; 6, Travassos 3:37.70; 7, Chebibi 3:37.75; 8, Julius Achon UGA 3:38.21; 9, John Kibowen KEN 3:41.69; 10, Balázs Tölgyesi HUN 3:44.16; 11, Alexis Sharangabo RWA 3:44.95

Heat 2: 1, Stenzel 3:40.17; 2, McKay 3:40.25; 3, Maazouzi 3:40.39; 4, Viciosa 3:40.41; 5, Rotich 3:40.43; 6, Vyacheslav Shabunin RUS 3:40.46; 7, Kader Chékhémami FRA 3:41.02; 8, Ibrahim Aden SOM 3:41.23; 9, Ali Saidi-Sief ALG 3:41.48; 10, Mohammed Yagoub SUD 3:41.54; 11, José López VEN 3:42.83

Heat 3: 1, Estévez 3:36.20; 2, Sedki 3:36.40; 3, Suleiman 3:36.64; 4, Xandro 3:36.69; 5, Holman 3:36.75; 6, Andersen 3:36.77; 7, Zorko 3:37.99; 8, Alexander Vasilie ROU 3:39.01; 9, Luis Feiteira POR 3:45.37; 10, Scott Petersen AUS 3:50.65; 11, Brent Butler GUM 3:58.29

Heat 4: 1, El Guerrouj 3:36.72; 2, Cacho 3:37.16; 3, Hakimi 3:37.43; 4, Bosch 3:37.45; 5, Di Napoli 3:37.50; 6, Ahmed Krama ALG 3:38.02; 7, Matt Yates GBR 3:38.34; 8, Piotr Rostkowski POL 3:39.52; 9, Jason Piyah USA 3:40.17; 10, Panayiotis Papoulas GRE 3:40.30; 11, Shane Hurler IRL 3:50.64

Semi-finals (First 5 & 2 fastest to final) (Aug 4)

Heat 1: 1, El Guerrouj 3:38.92; 2, Suleiman 3:39.15; 3, Hakimi 3:39.50; 4, Stenzel 3:39.62; 5, Mayock 3:39.69; 6, Kevin Sullivan CAN 3:39.84; 7, Steve Holman USA 3:39.97; 8, Bruno Zorko CRO 3:41.63; 9, Said Chebibi FRA 3:41.95; 10, Antonio Travassos POR 3:42.01; 11, Niall Bruton IRL 3:47.51; Isaac Viciosa ESP DNF

Heat 2: 1, Morceli 3:38.82; 2, Estévez 3:38.86; 3, Cacho 3:38.86; 4, Andersen 3:38.92; 5, Rotich 3:38.92; 6, Bosch 3:39.01; 7, Hood 3:39.13; 8, Gennaro Di Napoli ITA 3:39.45; 9, Driss Maazouzi MAR 3:39.99; 10, Azzedine Sedki MR 3:40.15; 11, Kevin McKay GBR 3:40.21; 12, Andrey Zadorozhnyi RUS 3:42.61

Seville 1999

Final (Aug 24)

1,	Hicham El Guerrouj	MAR	3:27.65
2,	Noah Ngeny	KEN	3:28.73
3,	Reyes Estévez	ESP	3:30.57
4,	Fernín Cacho	ESP	3:31.34
5,	Andrés Diaz	ESP	3:31.83
6,	Laban Rotich	KEN	3:33.32
7,	David Lelei	KEN	3:33.82
8,	Driss Maazouzi	FRA	3:34.02
9, Steve Holman USA 3:34.32; 10, Graham Hood CAN 3:35.35; 11, Adil Kaouch MAR 3:47.05; Nouredine Morceli ALG DNF			

No one had ever before broken 3:32 in a World Championship or Olympic 1500m, but in this fabulous race two Africans and three Spaniards did so as El Guerrouj produced what was then the fifth quickest ever time of 3:27.65, slowing down to blow kisses to the crowd before the finish after slaughtering the opposition. To the dismay of the big-kicking Spanish trio, who would have liked a slow race, El Guerrouj's team-mate Kaouch sped through 400m in 54.31 and 800m in 1:52.15 with El Guerrouj hitting the front some 50m later to pass the bell in 2:33.78. Ngeny was overtaken at that point by Estévez, but regained second place 200m later. By then El Guerrouj (2:46.79 at 1200 following a 54.4 third lap) was away and flying, covering the last

lap in 53.87.

"This guy is incredible," gasped Seb Coe, a particularly expert onlooker. "He made the others look ordinary and they are far from that." Ngeny – destined for Olympic glory in Sydney – trimmed his Commonwealth record to 3:28.73 and Estévez ran his fastest time to take bronze. Three-time champion Morceli dropped out at the bell after fading from medal contention.

First round (First 6 & fastest to Semi-finals) (Aug 2)

Heat 1: 1, El Guerrouj 3:35.63; 2, Cacho 3:36.43; 3, Rotich 3:36.72; 4, Maazouzi 3:36.84; 5, Hakimi 3:37.25; 6, Mayock 3:37.29; 7, Stenzel 3:37.31; 8, Hood 3:37.39; 9, Krummenacker 3:37.85; 10, Abaoub 3:38.40; 11, Vyacheslav Shabunin RUS 3:39.70; 12, Zigmund Zilbershtain GEO 3:52.76; 13, Liam Byrne GIB 4:00.60

Heat 2: 1, Estévez 3:41.24; 2, Saidi-Sief 3:41.34; 3, Lelei 3:41.40; 4, Kaouch 3:41.51; 5, Liefers 3:41.53; 6, Silva 3:41.60; 7, Vénuste Niyongabo BDI 3:41.87; 8, Dirk Heinze GER 3:43.44; 9, Nadir Bosch FRA 3:44.46; 10, Kiyoharu Sato JPN 3:45.72; 11, Yousef Baba MAR 3:48.08; 12, Seneca Lassiter USA 3:48.29; 13, Primo Higa SLO 4:17.46

Heat 3: 1, Ngeny 3:37.41; 2, Morceli 3:37.63; 3, Díaz 3:37.68; 4, Chékhémami 3:37.74; 5, Holman 3:37.75; 6, Achon 3:37.97; 7, Koers 3:38.04; 8, Mohamed Ibrahim Aden SOM 3:38.10; 9, Salah El Ghazi MAR 3:40.31; 10, Hamish Christensen NZL 3:41.11; 11, Kevin Sullivan CAN 3:43.49; 12, Francis Munthali MAW 3:49.97; 13, Bashar Ibrahim KUW 3:50.28; 14, Giuseppe D'Urso ITA 3:50.71

Semi-finals (First 5 & 2 fastest to final) (Aug 22)

Heat 1: 1, El Guerrouj 3:37.34; 2, Cacho 3:37.88; 3, Estévez 3:38.16; 4, Rotich 3:38.20; 5, Maazouzi 3:38.32; 6, David Krummenacker USA 3:39.19; 7, Ali Hakimi TUN 3:39.27; 8, Rüdiger Stenzel GER 3:39.87; 9, Marko Koers NED 3:40.15; 10, Ali Saidi-Sief ALG 3:40.63; 11, Miloud Abaoub ALG 3:43.21; Mohamed Ibrahim Aden SOM DQ (r4.1) (3:38.57)

Heat 2: 1, Ngeny 3:36.13; 2, Díaz 3:36.33; 3, Kaouch 3:36.62; 4, Lelei 3:36.81; 5, Hood 3:37.23; 6, Morceli 3:37.32; 7, Holman 3:37.52; 8, Abdelkader Chékhémami FRA 3:37.77; 9, Julius Achon UGA 3:37.82; 10, Rui Silva POR 3:50.85 (fell); John Mayock GBR & Gert-Jan Liefers NED DNF (both fell)

Edmonton 2001

Final (Aug 12)

1,	Hicham El Guerrouj	MAR	3:30.68
2,	Bernard Lagat	KEN	3:31.10
3,	Driss Maazouzi	FRA	3:31.54
4,	William Chirchir	KEN	3:31.91
5,	Reyes Estévez	ESP	3:32.34
6,	José Redolat	ESP	3:34.29
7,	Rui Silva	POR	3:35.74
8,	Abdelkader Hachlaf	MAR	3:36.54
9, Gert-Jan Liefers NED 3:38.99; 10, Paul McMullen USA 3:39.35; 11, Adil Kaouch MAR 3:48.45; 12, Mehdi Baala FRA 3:55.36			

In 2000, El Guerrouj was shockingly beaten to Olympic gold by Noah Ngeny, his first defeat since 1996. The Kenyan was absent from Edmonton and the Moroccan had resumed a winning streak. He confirmed his form by running the third lap of his semi-final in 53.24. In the final, El Guerrouj led initially, but he was simply waiting for Kaouch to take over and maintain a fast pace as he had done in the 1999 final. The younger Moroccan reached the lap markers in 55.41 and 1:53.69, at which point the field were strung out in single file. El Guerrouj then took over and stretched away convincingly. Lagat and Chirchir followed before Maazouzi moved through to split the Kenyans. Their battle closed the gap considerably on El Guerrouj, who slowed up to celebrate before the line.

Former World Junior Champion Kaouch jogged home in 11th place. For the second successive championships, he had sacrificed his own chances.

First round (First 6 & fastest to semi-finals) (Aug 9)

Heat 1: 1, Guerrouj 3:36.97; 2, Baala 3:38.18; 3, Rotich 3:38.37; 4, Zegeye 3:38.48; 5, McMullen 3:38.48; 6, Kaouch 3:38.49; 7, Hood 3:38.99; 8, Mayock 3:39.24; 9, Alexis Sharangabo RWA 3:42.72; 10, James Nolan IRL 3:42.84; 11, José Luis Ebatela Nvo GEO 4:08.01; 12, Benson Korimara KIR 4:51.36; Andrés Diaz ESP DNF

Heat 2: 1, Redolat 3:36.24; 2, Lagat 3:36.49; 3, Hachlaf 3:36.62; 4, Khaldi 3:36.92; 5, Liefers 3:37.37; 6, Whiteman 3:37.75; 7, Chébi 3:37.99; 8, Souza 3:38.03; 9, Philipp 3:39.20; 10, Luis Feiteira POR 3:41.63; 11, Gabe Jennings USA 3:46.07; 12, Christian Thielen LUX 3:54.20; 13, Pedro Jiménez HON 4:22.09

Heat 3: 1, Estévez 3:38.97; 2, Maazouzi 3:38.44; 3, Chirchir 3:38.69; 4, Baba 3:38.72; 5, Silva 3:38.74; 6, Sullivan 3:38.76; 7, Mottram 3:39.10; 8, Julius Achon UGA 3:39.57; 9, Wolfram Müller GER 3:39.95; 10, Andy Griffin GBR 3:40.44; 11, Seneca Lassiter USA 3:44.50; 12, Victor Martinez AND 3:52.29

Semi-Finals (First 6 to final) (Aug 10)

Heat 1: 1, Lagat 3:35.82; 2, Kaouch 3:36.01; 3, Silva 3:36.07; 4, Baala 3:36.15; 5, Estévez 3:36.46; 6, Liefers 3:36.64; 7, Anthony Whiteman GBR 3:36.77; 8, Hudson de Souza BRA 3:37.13; 9, Peter Philipp SUI 3:39.66; 10, Mohammed Khaldi ALG 3:40.38; 11, Graham Hood CAN 3:40.52; 12, Youssef Baba MAR 3:44.90

Heat 2: 1, Guerrouj 3:39.54; 2, Fedolati 3:39.75; 3, Hachlaf 3:40.18; 4, Chirchir 3:40.23; 5, Maazouzi 3:40.26; 6, McMullen 3:40.57; 7, Laban Rotich KEN 3:41.09; 8, Daniel Zegeye ETH 3:42.15; 9, Kevin Sullivan CAN 3:42.30; 10, John Mayock GBR 3:42.63; 11, Craig Mottram AUS 3:43.21; 12, Saïd Chébilï FRA 3:43.58

Paris 2003**Final (Aug 27)**

1,	Hicham El Guerrouj	MAR	3:31.77
2,	Mehdi Baala	FRA	3:32.31
3,	Ivan Heshko	UKR	3:33.17
4,	Paul Korir	KEN	3:33.47
5,	Rui Silva	POR	3:33.68
6,	Reyes Estévez	ESP	3:33.84
7,	Gert-Jan Liefers	NED	3:33.99
8,	Vyacheslav Shabunin	RUS	3:34.37

9, Isaac Songok KEN 3:34.99; 10, Roberto Parra ESP 3:35.02; 11, Juan Carlos Higero ESP 3:38.49; Fouad Chouki FRA DQ (r40.1) (3:34.05)

Hicham El Guerrouj won a fourth title, this time without any help from unofficial pacemakers. In fact it was the Moroccan who wore down the opposition with a quickening tempo after moving to the front himself just before 700m. Baala was the only one to keep in close touch with the world record holder who covered the third lap in 54.99. At the bell Estévez and Chouki looked clear in third and fourth places.

El Guerrouj ran the six 100m segments from 700m progressively quicker, from 14.2 to 13.2 down the last backstraight. Yet Baala remained within striking distance while his compatriot Chouki moved into third spot. However, the French could not close the gap on the Moroccan, who clocked 53.90 for his last lap in comparison with Baala's 55.3. Meanwhile Chouki faded from third to eighth in the last 100m as Heshko stormed through from sixth place to claim the bronze. The French number two was later disqualified for a doping violation.

First round (First 2 & 8 fastest to semi-finals) (Aug 28)

Heat 1: 1, Blineco 3:47.26; 2, Baala 3:47.26; 3, Estévez 3:47.56; 4, Lunn 3:47.62; 5, Liefers 3:47.81; 6, Boukensa 3:47.88; 7, Abdi 3:48.65; 8, Pisarev 3:50.89; 9, Francis Muthali MAW 3:51.61

Heat 2: 1, Guerrouj 3:42.24; 2, de Souza 3:42.51; 3, Korir 3:42.55; 4, Heshko 3:42.96; 5, Obrist 3:43.01; 6, Higero 3:43.01; 7, Sullivan 3:43.27; 8, Sneiderger 3:43.27; 9, Atta Miran PAK 3:51.34

Heat 3: 1, Silva 3:41.35; 2, Songok 3:41.55; 3, Parra 3:41.57; 4, East 3:41.61; 5, Shabunin 3:41.63; 6, Turnbull 3:41.84; 7, Leenaerts 3:42.71; 8, Neil Weare GUM 3:56.64; 9, Yahye Abdi Gurre SOM 4:10.42; Chouki DQ (r40.1) (3:41.67)

Semi-finals (First 5 & 2 fastest to final) (Aug 25)

Heat 1: 1, Guerrouj 3:38.25; 2, Silva 3:38.37; 3, Heshko 3:38.43; 4, Parra 3:38.51; 5, Shabunin 3:38.60; 6, Liefers 3:38.61; 7, Songok 3:39.84; 8, Youcef Abdi AUS 3:40.13; 9, Christian Obrist ITA 3:41.88; 10, Gareth Turnbull IRL 3:42.01; 11, Kevin Sullivan CAN 3:42.33; Valeriy Pisarev KGZ DNS

Heat 2: 1, Baala 3:39.73; 2, Korir 3:40.08; 3, Higero 3:40.29; 4, Estévez 3:40.75; 5, Michael East GBR 3:40.87; 6, Hudson de Souza BRA 3:41.12; 7, Tarek Boukensa ALG 3:41.33; 8, Adrian Blineco NZL 3:41.53; 9, Jason Lunn USA 3:41.71; 10, Michal Sneiderger CZE 3:42.25; 11, Bert Leenaerts BEL 3:43.02; Chouki DQ (r40.1) (3:40.64)

Helsinki 2005**Final (Aug 10)**

1,	Rashid Ramzi	BRN	3:37.88
2,	Adil Kaouch	MAR	3:38.00
3,	Rui Silva	POR	3:38.02
4,	Ivan Heshko	UKR	3:38.71
5,	Arturo Casado	ESP	3:39.45
6,	Juan Carlos Higero	ESP	3:40.34
7,	Alex Kipchirchir	KEN	3:40.43
8,	Tarek Boukensa	ALG	3:41.01

9, Alan Webb USA 3:41.04; 10, Dahame Najem Bashir QAT 3:43.48; 11, Reyes Estévez ESP 3:46.65; 12, Yassine Bengshir MAR 3:50.19

The first heat saw Paris runner-up Baala outkick Boukensa 3:36.56 to 3:36.70, with a full 10 men qualifying for the next round. One of the favourites, Daniel Kipchirchir Komen, let himself be lulled by a slow

pace in heat two, and missed qualifying by one place and 0.04. Ramzi, another favourite, and clearly in good form, could barely restrain himself as he ran 3:38.32 in the final heat. Kaouch won the first semi-final, the slowest for 12 years, in 3:40.51, with Nick Willis (NZL) and Baala the most notable of the eliminated. Webb pushed the pace in the other semi, as he had done in the first round, reaching 800m in 1:55.67, before Ramzi took over at the bell and again won by more than a second in 3:34.69.

The final was a tactical race, with Estévez – contesting his fifth final – leading the field for two laps (2:03.78), before Webb surged through the next 100m in 12.3. The American led at the bell (2:43.69) before Ramzi went by, reaching 1200m in 2:57.52 after a 53.5 lap. Ramzi continued at the same rate with Heshko and Kaouch in hot pursuit. The Ukrainian faded in the finishing straight as Silva finished fastest of all with a 13.3 split for his last 100 (Ramzi 13.9 and Kaouch 13.7), but Ramzi's combination of speed and strength gave him a well deserved victory. The four-time champion Hicham El Guerrouj – for whom Kaouch had paced in Seville and Edmonton – had effectively retired after winning Olympic gold in 2004.

First round (First 5 & 9 fastest to semi-finals) (Aug 6)

Heat 1: 1, Baala 3:36.56; 2, Boukensa 3:36.70; 3, Kipchirchir 3:36.74; 4, Sullivan 3:36.80; 5, East 3:36.84; 6, Webb 3:36.84; 7, Bengshir 3:37.11; 8, Higero 3:37.40; 9, Jansen 3:39.43; 10, Blineco 3:39.54; 11, Jonas Hamm FIN 3:43.20; 12, Ahmed Mohamed Abdillahi DJI 3:50.92; 13, Fumikazu Kobayashi JPN 3:51.76

Heat 2: 1, Casado 3:41.64; 2, Kaouch 3:41.75; 3, Lukezc 3:41.80; 4, Silva 3:41.83; 5, Bashir 3:41.88; 6, Daniel Kipchirchir Komen KEN 3:41.91; 7, Mounir Yemmouni FRA 3:42.39; 8, Anter Zerguelaine ALG 3:43.02; 9, Belal Mansoor Ali BRN 3:43.15; 10, Hudson de Souza BRA 3:43.18; 11, Nick McCormick GBR 3:44.40; 12, Mulugeta Woldeum ETH 3:44.42; Samuel Mwera TAN DNS

Heat 3: 1, Ramzi 3:38.32; 2, Heshko 3:38.34; 3, Willis 3:39.84; 4, Estévez 3:39.93; 5, Geneti 3:39.94; 6, Baba 3:39.96; 7, Myers 3:40.16; 8, Brannen 3:40.69; 9, Cronje 3:41.43; 10, Augustine Choge KEN 3:41.70; 11, James Nolan IRL 3:42.53; 12, Armen Asryan ARM 4:03.21

Semi-finals (First 5 & 2 fastest to final) (Aug 8)

Heat 1: 1, Kaouch 3:40.51; 2, Casado 3:40.61; 3, Kipchirchir 3:40.68; 4, Silva 3:40.72; 5, Estévez 3:40.73; 6, Nick Willis NZL 3:40.87; 7, Kevin Sullivan CAN 3:41.00; 8, Mehdi Baala FRA 3:41.34; 9, Youssef Baba MAR 3:42.12; 10, Rob Myers USA 3:42.38; 11, Johan Cronje RSA 3:42.77; 12, Markos Geneti ETH 3:42.80

Heat 2: 1, Ramzi 3:34.69; 2, Webb 3:36.07; 3, Boukensa 3:36.14; 4, Bashir 3:36.38; 5, Heshko 3:36.60; 6, Higero 3:36.65; 7, Bengshir 3:36.76; 8, Chris Lukezc USA 3:37.20; 9, Adrian Blineco NZL 3:38.20; 10, Nate Brannen CAN 3:39.37; 11, Michael East GBR 3:40.27; 12, Joeri Jansen BEL 3:44.88

Osaka 2007**Final (Aug 29)**

1,	Bernard Lagat	USA	3:34.77
2,	Rashid Ramzi	BRN	3:35.00
3,	Shedrack Korir	KEN	3:35.04
4,	Asbel Kiprop	KEN	3:35.24
5,	Tarek Boukensa	ALG	3:35.26
6,	Anter Zerguelaine	ALG	3:35.29
7,	Arturo Casado	ESP	3:35.62
8,	Alan Webb	USA	3:35.69

9, Andy Baddley GBR 3:35.95; 10, Nick Willis NZL 3:36.13; 11, Belal Mansoor Ali BRN 3:36.44; 12, Sergio Gallardo ESP 3:37.03; 13, Juan Carlos Higero ESP 3:38.43; 14, Youssef Baba MAR 3:38.78

Defending champion Ramzi did not race at all in 2007 before Osaka because of a lingering foot injury, but he qualified comfortably from the heat and won the second semi-final. The first semi featured a dramatic finish when two men fell as a consequence of pushing by 2003 silver medallist Baala, who originally qualified for the final but was disqualified.

The world leader Webb set the pace in the final, passing 400 in 58.63. Eighteen year-old Kiprop moved from last at 600m to first at 800m (1:58.08). Kiprop still led at the bell (2:41.51), with Webb, Lagat and Korir poised for the kill and Ramzi nearby but boxed in. Kiprop held off the challengers all the way till the last 60m, when Korir came up to his shoulder, and almost simultaneously Lagat came past. In his wake was Ramzi, who edged past Korir in the last few metres to take silver. Lagat – who was representing the USA for the first time at a championships – won his country's first global gold at 1500m since 1908.

First round (First 6 & 6 fastest to semi-finals) (Aug 25)

Heat 1: 1, Kiprof 3:40.65; 2, Webb 3:40.73; 3, Higuero 3:40.93; 4, Baba 3:40.96; 5, Zerguelaine 3:40.97; 6, Sullivan 3:41.39; 7, Shaween 3:41.58; 8, Ivan Heshko UKR 3:42.08; 9, Javier Carriqueo ARG 3:42.20; 10, Mounir Yemmouni FRA 3:42.68; 11, Hudson de Souza BRA 3:43.37; 12, Ansu Sowu GAM 3:50.77; 13, Sevak Yeghikyan ARM 4:00.61

Heat 2: 1, Baala 3:38.65; 2, Ramzi 3:38.72; 3, Moustoui 3:39.54; 4, Korir 3:39.55; 5, Baddeley 3:39.60; 6, Gallardo 3:39.92; 7, Willis 3:40.18; 8, Barrios 3:41.05; 9, Kobayashi 3:41.19; 10, Moradi 3:41.49; 11, Deresse Mekonnen ETH 3:43.15; 12, Kamal Boulaharif ALG 3:43.88; 13, Leonel Manzano USA 3:45.97; 14, Saysana Bannavong LAO 4:19.80

Heat 3: 1, Casado 3:41.33; 2, Gebremehdin 3:41.43; 3, Lagat 3:41.68; 4, Boukensa 3:41.71; 5, Obrist 3:41.74; 6, Ali 3:41.87; 7, Komen 3:41.96; 8, Abdalaati Igider MAR 3:43.25; 9, Mark Fountain AUS 3:43.51; 10, Byron Piedra ECU 3:45.59; 11, Gareth Hyett NZL 3:45.70; 12, Chauncy Master MAW 3:55.18; 13, Hem Bunting CAN 4:08.31; 14, Serdar Nurmyrdov TKM 4:10.42

Semi-finals (First 5 & 2 fastest to final) (Aug 27)

Heat 1: 1, Lagat 3:42.39; 2, Boukensa 3:42.88; 3, Kiprof 3:42.99; 4, Baddeley 3:43.03; 5, Willis 3:43.34; 6, Mohamed Moustoui MAR 3:43.97; 7, Mekonnen Gebremehdin ETH 3:43.41; 8, Higuero 3:44.15; 9, Sajad Moradi IRI 3:46.21; 10, Daniel Kipchirchir Komen KEN 4:02.95; 11, Baba 4:16.23; Mehdi Baala FRA DQ (r163.2) (3:43.01); *Higuero & Baba advanced to final after being impeded by Baala*
Heat 2: 1, Ramzi 3:40.53; 2, Zerguelaine 3:40.79; 3, Casado 3:40.83; 4, Ali 3:41.01; 5, Webb 3:41.08; 6, Gallardo 3:41.14; 7, Korir 3:41.15; 8, Juan Luis Barrios MEX 3:41.17; 9, Kevin Sullivan CAN 3:41.27; 10, Christian Obrist ITA 3:42.93; 11, Fumikazu Kobayashi JPN 3:43.64; 12, Mohammed Othman Shaween KSA 3:44.54

Berlin 2009**Final (Aug 19)**

1,	Yusuf Saad Kamel	BRN	3:35.93
2,	Deresse Mekonnen	ETH	3:36.01
3,	Bernard Lagat	USA	3:36.20
4,	Asbel Kiprop	KEN	3:36.47
5,	Augustine Choge	KEN	3:36.53
6,	Mohamed Moustoui	MAR	3:36.57
7,	Mehdi Baala	FRA	3:36.99
8,	Lopez Lomong	USA	3:37.62

9, Belal Mansour Ali BRN 3:37.72; 10, Amine Laïlou MAR 3:37.83; 11, Abdalaati Igider MAR 3:38.35; 12, Leonel Manzano USA 3:40.05

The final included three Moroccan and three United States representatives, and two from Kenya and Bahrain, though Kenyan-born athletes numbered six in all. After 100m, defending champion Lagat found himself in the lead, and as the pace inevitably slowed, Choge took over. The Kenyan led the field through laps of 58.54 and 61.64. Choge still led approaching the bell, but the pace had done nothing to test the kickers, and Mekonnen (2:44.02 at 1100m) and Moustoui quickly went ahead with Kamel and Lagat just behind them and Kiprof at the back of the field. Mekonnen withstood a challenge from Moustoui and led into the finishing straight with nine men in contention. Meanwhile Kiprof made up much ground but was having to run in lane three as the field rounded the last bend.

Suddenly Kamel sprung from the pack and smoothly sprinted past four men in quick succession. He won by half a metre with Lagat a metre back and Kiprof – with far too much to do in the finishing straight – fourth a further two metres behind. His last lap (51.6) was the quickest of the race. For the Bahrain athlete it was the third gold medal in the family, his father Billy Konchallah having won the 800m in 1987-91. Lagat completed his medal collection in the event, having won gold in 2007 and silver in 2001.

First round (First 5 & 4 fastest to semi-finals) (Aug 15)

Heat 1: 1, Baala 3:42.77; 2, Manzano 3:42.87; 3, Igider 3:42.88; 4, Riseley 3:43.03; 5, Ali 3:43.06; 6, Arturo Casado ESP 3:43.21; 7, Mekonnen Gebremehdin ETH 3:43.22; 8, Christian Obrist ITA 3:43.41; 9, Hais Waldy ERI 3:43.84; 10, Goran Nava SFB 3:44.13; 11, Mohamed Othman Shaween KSA 3:49.03; 12, Chauncy Master MAW 3:50.73; 13, Abdallah Nanou MTHN 4:09.77; Boampouguinti Djigan TOG DNF

Heat 2: 1, Kiprof 3:41.42; 2, Lagat 3:41.60; 3, Higuero 3:41.77; 4, Silva 3:41.98; 5, van der Westhuisen 3:42.33; 6, Anter Zerguelaine ALG 3:42.37; 7, Thomas Channery IRL 3:42.54; 8, Tom Lancashire GBR 3:42.69; 9, Carsten Schlangen GER 3:44.00; 10, Ryan Gregson AUS 3:44.79; 11, Abdallah Abdelgader SUD 3:47.78; 12, Bayron Piedra ECU 3:49.60; 13, Bunting Hem CAM 4:08.64; 14, Benjamin Enzema GEO 4:13.17

Heat 3: 1, Choge 3:44.73; 2, Laïlou 3:44.75; 3, Lomong 3:44.89; 4, Baddeley 3:45.23; 5, Legesse 3:45.63; 6, Tarek Boukensa ALG 3:45.65; 7, Kristof van

Malderen BEL 3:46.03; 8, Yoann Kowal FRA 3:46.42; 9, Johan Cronje RSA 3:46.45; 10, Jeremy Roff AUS 3:47.08; 11, Mohamed Al-Garni QAT 3:50.55; 12, Alvaro Vázquez NCA 3:55.06; 13, Antoine Berlin DOM 4:27.52

Heat 4: 1, Mekonnen 3:37.04; 2, Keitany 3:37.13; 3, Brewer 3:37.17; 4, Moustoui 3:37.34; 5, Kamel 3:37.59; 6, Estévez 3:38.23; 7, Brannen 3:38.35; 8, Urey 3:38.86; 9, Makhloufi 3:40.04; 10, Stefan Eberhardt GER 3:40.05; 11, Mounir Yemmouni FRA 3:42.06; 12, Tidrek Nurme EST 3:43.73; 13, Victor Martinez AND 4:02.10

Semi-finals (First 5 & 2 fastest to final) (Aug 17)

Heat 1: 1, Laïlou 3:36.68; 2, Lomong 3:36.75; 3, Lagat 3:36.86; 4, Kamel 3:36.87; 5, Baala 3:37.07; 6, James Brewer GBR 3:37.27; 7, Juan Carlos Higuero ESP 3:37.33; 8, Henok Legesse ETH 3:37.79; 9, Nate Brannen CAN 3:38.97; 10, Peter van der Westhuisen RSA 3:40.00; 11, Ruli Silva POR 3:41.30

Heat 2: 1, Kiprof 3:36.24; 2, Manzano 3:36.29; 3, Choge 3:36.43; 4, Mekonnen 3:36.86; 5, Ali 3:36.87; 6, Moustoui 3:36.94; 7, Igider 3:37.19; 8, Reyes Estévez ESP 3:37.55; 9, Taoufik Makhloufi ALG 3:37.87; 10, Jeff Riseley AUS 3:38.00; 11, Andy Baddeley GBR 3:38.23; 12, Dorian Urey USA 3:39.33

Daegu 2011**Final (Sep 3)**

1,	Asbel Kiprop	KEN	3:35.69
2,	Silas Kiplagat	KEN	3:35.92
3,	Matthew Centrowitz	USA	3:36.08
4,	Manuel Olmedo	ESP	3:36.33
5,	Abdalaati Igider	MAR	3:36.56
6,	Mohamed Moustoui	MAR	3:36.80
7,	Mekonnen Gebremehdin	ETH	3:36.81
8,	Eduard Villanueva	VEN	3:37.31
9,	Mehdi Baala	FRA	3:37.46

10, Ciarán Ó Lionáird IRL 3:37.81; 11, Tarek Boukensa ALG 3:38.05; 12, Nick Willis NZL 3:38.69

The two favourites were Kenyan Champion Kiplagat and Olympic Champion Kiprop. The Kenyan number three Komen was the fastest in the first round with 3:38.54, but was found wanting in the semi-finals, when his tempo running (57.08/1:55.88) was easily covered by the field. Kiprof won that race in 3:36.75, with Willis the seventh and final qualifier in 3:37.39. Centrowitz was the surprising winner of the other semi-final, won in a tortuously slow 3:46.66.

Willis was a reluctant leader in the final, passing through the first two laps in 2:01.71. Kiprof then went to the front, increasing the pace without surging. At the bell, Kiprof (2:44.24) led from Gebremehdin and Kiplagat. Kiprof was overtaken by Kiplagat just before 1200m (2:57.01), but slid back in front on the inside with 250m to go. The tall Kenyan never looked like being overtaken by his teammate. Finishing faster than either Kenyan was Centrowitz, the son of 1976 Olympian Matt Centrowitz, who moved from fifth to third in the last 100m to complete a final circuit of 51.4. For Kiprof it was not just a personal triumph, but the first world title in this event for a Kenyan representing Kenya.

First round (First 6 & 6 fastest to semi-finals) (Aug 30)

Heat 1: 1, Komen 3:38.54; 2, Willis 3:39.24; 3, Kowal 3:39.33 (3:39.324); 4, Ruiz 3:39.33 (3:39.329); 5, Moustoui 3:39.35; 6, Centrowitz 3:39.46; 7, Wijekoon 3:39.61; 8, Gregson 3:40.01; 9, Alemayehu 3:41.08; 10, James Shane GBR 3:41.17; 11, Shin Sang-min KOR 3:55.02; Mohamed Othman Shaween KSA DQ (r40.8) DNF

Heat 2: 1, Kiprof 3:41.22; 2, Gebremehdin 3:41.28; 3, Igider 3:41.41; 4, Olmedo 3:41.78; 5, Boukensa 3:41.87; 6, Villanueva 3:41.89; 7, Jeff Riseley AUS 3:42.22; 8, Andrew Wheatley USA 3:42.68; 9, Dmitris Jurkevics LAT 3:42.69; 10, Jeroen D'Hoedt BEL 3:45.54; 11, Charles Delys PYF 3:51.36; 12, Baala 4:13.10; 13, Ribeiro Pinto de Carvalho TLS 4:30.56

Baala advanced to semi-finals on appeal after claiming he had been disadvantaged
Heat 3: 1, Laïlou 3:39.86; 2, Mekonnen 3:40.08; 3, Kiplagat 3:40.13; 4, Makhloufi 3:40.15; 5, Kamel 3:40.27; 6, Lionard 3:40.41; 7, Higuero 3:40.71; 8, Manzano 3:40.77; 9, Martinson 3:40.98; 10, Andreas Voita AUT 3:41.34; 11, Hamza Driouch QAT 3:42.09; 12, Nabil Mohamed Al-Garbi YEM 3:50.17; 13, Florian Carvalho FRA 3:53.88

Semi-finals (First 5 & 2 fastest to final) (Sep 1)

Heat 1: 1, Centrowitz 3:46.66; 2, Gebremehdin 3:46.71; 3, Kiplagat 3:46.75; 4, Baala 3:46.87; 5, Igider 3:46.89; 6, Yusuf Saad Kamel BRN 3:47.18; 7, Amine Laïlou MAR 3:47.65; 8, Ryan Gregson AUS 3:47.89; 9, Geoffrey Martinson CAN 3:48.83; 10, Diego Ruiz ESP 3:49.26; 11, Taoufik Makhloufi ALG 3:50.86; 12, Zebene Alemayehu ETH 3:51.19

Heat 2: 1, Kiprof 3:36.75; 2, Boukensa 3:36.84; 3, Moustoui 3:36.87; 4, Olmedo 3:36.91; 5, Villanueva 3:36.96 (3:36.954); 6, Ó Lionáird 3:36.96 (3:36.960); 7, Willis 3:37.39; 8, Yoann Kowal FRA 3:37.49; 9, Daniel Kipchirchir Komen KEN 3:37.58; 10, Juan Carlos Higuero ESP 3:37.92; 11, Deresse Mekonnen ETH 3:44.65; 12, Chaminda Indika Wijekoon SRI 3:44.61; 13, Leonel Manzano USA 3:47.98

Moscow 2013

Final (Aug 18)

1,	Asbel Kiprop	KEN	3:36.28	
2,	Matthew Centrowitz	USA	3:36.78	
3,	Johan Cronje	RSA	3:36.83	
4,	Nixon Chepseba	KEN	3:36.87	
5,	Tesfaye Homiyu	GER	3:37.03	
6,	Silas Kiplagat	KEN	3:37.11	
7,	Mekonnen Gebremedhin	ETH	3:37.21	
8,	Henrik Ingebrigtsen	NOR	3:37.52	
9,	Mohamed Moustououi	MAR	3:38.08; 10, Nate Brannen	
10,	Nate Brannen	CAN	3:38.09; 11, Florian	
11,	Florian	Carvalho	FRA	3:39.17; 12, Chris O'Hare
12,	Chris O'Hare	GBR	3:46.04	

The reigning champion and favourite Kiprop won the slow tactical first semi-final. The second heat, which was 10 seconds quicker at the bell, saw the elimination of five big names including world mile leader Souleiman and Olympic bronze medallist Iguidier.

Kiprop led the final for the first lap (59.79 by transponder), then Chepseba took over, reaching 800m in 1:59.35. At this point, he held a lead of 7-8 metres from Kiprop and a seemingly mesmerised field. Chepseba pushed the pace in the third lap, passing the bell in 2:42.76 with Kiprop and his followers now within touching distance. The lead was maintained by Chepseba until the finishing straight where Kiprop effortlessly flowed away with a transponder-timed 12.52 last 100m. He won by four metres from 2011 bronze medallist Centrowitz. Cronje crept up on the inside to pip Chepseba for the bronze. "It felt much more comfortable than two years ago," said the winner.

First round (First 6 & 6 fastest to semi-finals) (Aug 14)

Heat 1: 1, Kiprop 3:38.15; 2, Iguidier 3:38.41; 3, Lomong 3:38.48; 4, Souleiman 3:38.63; 5, Carvalho 3:38.70; 6, Ingebrigtsen 3:38.78; 7, Wote 3:38.89; 8, Smirnov 3:39.21; 9, Willis 3:39.83; 10, Mohamed Al-Garni QAT 3:40.01; 11, David Bustos ESP 3:41.69; 12, Mamadou Barry GUI 4:16.38; 13, Thinley Tenzin BHU 4:24.54
Heat 2: 1, Kiplagat 3:39.31; 2, Manzano 3:39.39; 3, Özbilen 3:39.73; 4, Cronje 3:39.95; 5, Schlangen 3:40.31; 6, Maazouzi 3:40.76; 7, Zebene Alemayehu ETH 3:41.28; 8, Andreas Voita AUT 3:41.51; 9, Imed Hamed Noor KSA 3:41.68; 10, Simon Denissel FRA 3:42.06; 11, Omar Mohamed Abdi SOM 4:00.00; Imad Touil ALG DNS
Heat 3: 1, Chepseba 3:38.37; 2, Brannen 3:38.49; 3, Gebremedhin 3:38.55; 4, Birgen 3:38.60; 5, Centrowitz 3:38.62; 6, Homiyu 3:38.66; 7, Tahri 3:38.82; 8, O'Hare 3:38.86; 9, Moustououi 3:39.20; 10, Pieter-Jan Hannes BEL 3:40.39; 11, Flavio Siholhe MOZ 3:53.18; 12, Nabil Mohamed Al-Garbi YEM 3:59.95; 13, Omar Bachir NIG 4:00.18

Semi-finals (First 5 & 2 fastest to final) (Aug 16)

Heat 1: 1, Kiprop 3:43.30; 2, Kiplagat 3:43.52; 3, Gebremedhin 3:43.54; 4, O'Hare 3:43.58; 5, Cronje 3:43.71; 6, Lopez Lomong USA 3:43.79; 7, Nick Willis NZL 3:43.80; 8, Leo Manzano USA 3:44.00; 9, Bouabdellah Tahri FRA 3:44.24; 10, Carsten Schlangen GER 3:44.44; 11, Zakaria Maazouzi MAR 3:45.54; 12, Valentin Smirnov RUS 3:46.03

Heat 2: 1, Chepseba 3:35.88; 2, Centrowitz 3:35.95; 3, Moustououi 3:36.12; 4, Carvalho 3:36.26; 5, Ingebrigtsen 3:36.33; 6, Homiyu 3:36.51; 7, Brannen 3:36.59; 8, Aman Wote ETH 3:36.94; 9, İlham Tanui Özbilen TUR 3:37.07; 10, Bethwel Birgen KEN 3:37.34; 11, Ayanleh Souleiman DJI 3:37.69; 12, Abdelati Iguidier MAR 3:44.36

1500 METRES

Multiple Medalists:

5	Hicham El Guerrouj	MAR	95-2, 97-1, 99-1, 01-1, 03-1
3	Noureddine Morcelli	ALG	91-1, 93-1, 95-1
	Bernard Lagat	KEN/USA	01-2, 07-1, 09-3
2	Abdi Bile	SOM	87-1, 93-3
	Fermin Cacho	ESP	93-2, 97-2
	Reyes Estévez	ESP	97-3, 99-3
	Rashid Ramzi	BRN	05-1, 07-2
	Asbel Kiprop	KEN	11-1, 13-1
	Matt Centrowitz	USA	11-3, 13-2

Most Finals:

5	Cacho	91-5, 93-2, 95-8, 97-2, 99-4
	Morcelli	91-1, 93-1, 95-1, 97-4, 99-dnf
	El Guerrouj	
	Estévez	97-3, 99-3, 01-5, 03-6, 05-11

Most Appearances:

8	Kevin Sullivan	CAN	93-12s2, 95-5, 97-6s1, 99-11h3, 01-9s2, 03-11s1, 05-7s1, 07-9s2
---	----------------	-----	---

Men's 1500 Metres, continued

National Placings:

	1	2	3	4	5	6	7	8	Points
KEN	2	4	1	6	1	2	3	-	96
ESP	-	3	2	2	5	3	1	1	75
MAR	4	2	1	1	1	2	1	2	71
USA	1	2	3	-	1	-	-	2	46
ALG	3	-	-	1	1	1	-	1	37
BRN	2	1	-	-	-	-	-	-	23
GER	-	-	1	1	1	1	1	-	20
FRA	-	1	1	-	-	1	1	1	19
GBR	1	-	-	1	-	1	-	1	17
POR	-	-	1	-	1	1	1	-	15
SOM	1	-	1	-	-	-	-	-	14
ETH	-	1	-	-	-	-	2	-	11
UKR	-	-	1	1	-	-	-	-	11
QAT	-	-	-	1	-	1	1	-	10
BDI	-	-	1	-	-	-	-	-	6
RSA	-	-	1	-	-	-	-	-	6
CAN	-	-	-	-	1	-	1	-	6
SUD	-	-	-	-	1	-	-	-	4
TUN	-	-	-	-	1	-	-	-	4
SUI	-	-	-	-	-	1	-	-	3
AUS	-	-	-	-	-	-	1	-	2
NED	-	-	-	-	-	-	1	-	2
DEN	-	-	-	-	-	-	-	1	1
ITA	-	-	-	-	-	-	-	1	1
NOR	-	-	-	-	-	-	-	1	1
RUS	-	-	-	-	-	-	-	1	1
VEN	-	-	-	-	-	-	-	1	1
YUG	-	-	-	-	-	-	-	1	1
Totals	14	14	14	14	14	14	14	14	504

5000 Metres

Helsinki 1983

Final (Aug 14)

1,	Eamonn Coghlan	IRL	13:28.53	
2,	Werner Schildhauer	GDR	13:30.20	
3,	Martti Vainio	FIN	13:30.34	
4,	Dmitriy Dmitriyev	URS	13:30.38	
5,	Doug Padilla	USA	13:32.08	
6,	Thomas Wessinghage	FRG	13:32.46	
7,	Wojado Bulti	ETH	13:34.03	
8,	Dietmar Millonig	AUT	13:36.08	
9,	Paul Kipkoech	KEN	13:37.44; 10, Antonio Leitão	
10,	Antonio Leitão	POR	13:38.55; 11, Valeriy	
11,	Valeriy	Abramov	URS	13:39.80; 12, Markus Ryffel
12,	Markus Ryffel	SUI	13:39.98; 13, Salvatore	
13,	Salvatore	Antibo	ITA	13:40.76; 14, Julian Goater
14,	Julian Goater	GBR	13:48.13; 15, Anatoly	
15,	Anatoly	Krokhmaluyk	URS	14:00.27

Like the other Helsinki men's distance races, the early pace was slow. All the field were in contention at 400m, at which point Bulti led at 1:03.27 (13:50 pace). It was the bespectacled Dmitriyev who decided to move first. He completed the penultimate lap in 58.2 and held a 12m lead at the bell from Coghlan and European Champion Wessinghage. The crowd were cheering on Vainio, who was still in contention.

Down the backstraight of the final lap, Wessinghage surprisingly faded and only Coghlan was able to gain on the Russian. He drew level on the final bend, looked at the straining Dmitriyev and knew he could win. The Irishman's gesture of ecstasy provided one of the most memorable moments of the week. He sprinted away to win so easily that he was able to salute the Irish team in the stands before the finishing line.

There was a dramatic battle for the minor medals. The gallant Dmitriyev was caught first by Schildhauer – already the winner of the 10,000m silver. Then, to the wild cheers of the crowd, Vainio's desperate dive at the line relegated the unlucky Soviet to fourth place.

First round (First 8 & 6 fastest to semi-finals) (Aug 10)

Heat 1: 1, Ryffel 13:43.36; 2, Bulti 13:43.53; 3, Martin 13:43.57; 4, Wessinghage 13:43.66; 5, Krokhmaluyk 13:43.78; 6, Antibo 13:44.05; 7, Cheruiyot 13:44.43; 8, Padilla 13:44.71; 9, Filippou 13:45.24; 10, Bounour 13:57.93; 11, Gloden 14:26.02; 12, Mohammad Bekheet PLE 14:52.26; 13, Ramón López PAR 15:10.29
Heat 2: 1, Kipkoech 14:18.73; 2, Bacouche 14:23.79; 3, Goater 14:23.93; 4, Leitão 14:28.63; 5, Dmitriyev 14:37.75; 6, Lanzoni 14:49.20; 7, Schildhauer 14:49.22; 8, Hill 14:58.21; 9, Antoine Nivyobizi BDI 15:14.60; 10, José Jaime Hernández ESA 15:29.86; 11, Alden Morris TKS 18:06.35; Christoph Herle FRG & Mohamed Kedir ETH DNS
Heat 3: 1, Abramov 14:12.61; 2, Negatu 14:13.22; 3, Millonig 14:13.65; 4, Coghlan 14:13.80; 5, Clarke 14:13.97; 6, Garcia 14:14.57; 7, Williams 14:15.10; 8, Spivey 14:15.70; 9, Vera 14:17.26; 10, Ide 14:18.34; 11, Vainio 14:18.74; 12, Masini Situ-

Mbanza COD 15:02.26; Hansjörg Kunze GDR DNS

Semi-finals (First 5 & 5 fastest to final) (Aug 12)

Heat 1: 1, Ryffel 13:32.34; 2, Wessinghage 13:32.37; 3, Schildhauer 13:32.49; 4, Millonig 13:32.86; 5, Padilla 13:32.90; 6, Kipkoech 13:33.33; 7, Goater 13:36.21; 8, Krokhtmayuk 13:37.24; 9, Filippou Filippou GRE 13:40.81; 10, Paul Williams CAN 13:50.30; 11, David Clarke GBR 13:58.37; 12, Seyoum Negatu ETH 14:02.23; 13, Kenji Ito JPN 14:04.94; 14, Justin Gloden LUX 14:12.25; 15, Romald Lanzoni CRC 14:47.30

Heat 2: 1, Dmitriyev 13:31.40; 2, Coghlan 13:31.66; 3, Leitaño 13:32.33; 4, Buti 13:33.03; 5, Antibo 13:33.12; 6, Abramov 13:33.37; 7, Vainio 13:34.18; 8, Jim Hill USA 13:38.56; 9, Jim Spivey USA 13:43.17; 10, Jorge Garcia ESP 13:46.36; 11, Eamonn Martin GBR 13:48.60; 12, Charles Cheruyot KEN 13:52.61; 13, Abderrazak Bourour ALG 14:00.78; 14, Fethi Baccouche TUN 14:19.64; 15, Ricardo Vera URU 14:20.20

Rome 1987

Final (Sep 6)

1,	Said Aouita	MAR	13:26.44
2,	Domingos Castro	POR	13:27.59
3,	Jack Buckner	GBR	13:27.74
4,	Pierre Déléze	SUI	13:28.06
5,	Vincent Rousseau	BEL	13:28.56
6,	Evgeni Ignatov	BUL	13:29.68
7,	Tim Hutchings	GBR	13:30.01
8,	Dionisio Castro	POR	13:30.94

9, Frank O'Mara IRL 13:32.04; 10, Steve Overt GBR 13:33.49; 11, Sydney Maree USA 13:33.78; 12, John Ngugi KEN 13:34.04; 13, John Treacy IRL 13:41.03; 14, Abel Antón ESP 13:43.58; 15, Carey Nelson CAN 13:43.81

Aouita kept his rivals guessing by provisionally entering the 800m, 1500m, 5000m and 10,000m, but he opted for the event in which he had become the Olympic Champion in 1984. He must have been slightly worried by the little-known Ngugi, who set a championship record to win his heat.

The Kenyan led through 2000m (5:34.93), 3000m (8:16.19) and 4000m (10:58.60) before fading dramatically. Aouita, always well-placed, uncorked a 52.92 final lap for victory. Domingos Castro – whose twin brother was 8th – took the silver medal.

First round (First 5 & 5 fastest to final) (Sep 4)

Heat 1: 1, Aouita 13:28.63; 2, Dom. Castro 13:28.68; 3, O'Mara 13:28.79; 4, Maree 13:28.86; 5, Antón 13:28.92; 6, Hutchings 13:29.06; 7, Rousseau 13:29.74; 8, Doug Padilla USA 13:30.16; 9, Markus Ryffel SUI 13:33.07; 10, Jonny Danielson SWE 13:35.69; 11, Zhang Guowei CHN 13:40.46; 12, Juma Mnyampanda TAN 13:42.57; 13, Kozo Akutsu JPN 13:46.29; 14, Omar Aguilar CHI 13:52.59; 15, Hugo Allan Garcia GUA 14:08.72; 16, Miguel Vargas CRC 14:59.32; Wodajo Buti ETH & Salvatore Antonio ITA DNS

Heat 2: 1, Ngugi 13:22.68; 2, Dio. Castro 13:23.12; 3, Déléze 13:24.07; 4, Ignatov 13:24.42; 5, Buckner 13:24.56; 6, Overt 13:28.68; 7, Treacy 13:28.89; 8, Nelson 13:29.20; 9, Haji Bulbula ETH 13:31.06; 10, Ibrahim Boutayeb MAR 13:32.73; 11, Herbert Stephan FRG 13:34.68; 12, Pascal Thiébaud FRA 13:38.97; 13, José Manuel Abascal ESP 13:59.68; 14, John Gregorek USA 14:01.02; 15, Paul Moqhali LES 14:39.68; 16, Situ Kubanza COD 14:50.39; 17, Abdalla Washali YAR 15:42.10; 18, Outcha Amewouho TOG 16:16.41

Tokyo 1991

Final (Sep 1)

1,	Yobes Ondieki	KEN	13:14.45
2,	Fita Bayissa	ETH	13:16.64
3,	Brahim Boutayeb	MAR	13:22.70
4,	Dieter Baumann	GER	13:28.67
5,	Domingos Castro	POR	13:28.88
6,	Khalid Skah	MAR	13:32.90
7,	Risto Ulmala	FIN	13:33.46
8,	Dionisio Castro	POR	13:35.39

9, Rob Denmark GBR 13:36.24; 10, Ibrahim Kinuthia KEN 13:38.96; 11, Abel Antón ESP 13:39.00; 12, Bob Kennedy USA 13:54.47; 13, Gary Staines GBR 13:58.26; 14, Doug Padilla USA 14:36.18; Stefano Mei ITA DNF

Ondieki established himself as favourite with a brilliant 13:01.82 in Zürich shortly before the championships. He fulfilled this promise with the most courageous of runs. He held back after a slow first lap in the

final before making his move on the fourth bend of the race. In hot (30°), humid conditions, he ran the second lap in 59.88. He followed up with laps of 60.47, 60.61, and 61.50, reaching 2000m at 5:09.43 (12:54 pacer). Skah and Bayissa tried to stay with the Kenyan, but even though he slowed in the third kilometre, he had a 50m lead at 3000m (7:46.37). Ondieki's final two kilometres slowed to 2:43.0 and 2:45.4. Bayissa closed to within 15m, but he never looked like catching the Kenyan. "I was thinking many times that maybe this was a mistake, and I can't keep on till the end," admitted Ondieki. "I didn't know where the others were, because I didn't look back."

First round (Aug 30) (First 4 & 3 fastest to final)

Heat 1: 1, Kinuthia 13:57.65; 2, Skah 13:58.45; 3, Staines 13:58.68; 4, Padilla 13:58.83; 5, Andrew Sambu TAN 13:59.01; 6, Martin ten Kate NED 13:59.51; 7, Mikhail Dasko URS 13:59.71; 8, Antonio Serrano ESP 13:59.75; 9, Zeki Öztürk TUR 14:06.20; 10, Jonny Danielson SWE 14:07.03; 11, Valdenor dos Santos BRA 14:35.00; 12, Chulunumboatar Ariunsaikhan MGL 15:26.62; Mauricio González MEX & Deudonné Lamotho HAI DNF; Davendra Singh FIJ DNS

Heat 2: 1, Boutayeb 13:53.75; 2, Baumann 13:54.07; 3, Mei 13:54.35; 4, Dio Castro 13:54.59; 5, Ondoro Osoro KEN 13:54.41; 6, Ian Hamer GBR 13:54.49; 7, Sławomir Majusiak POL 13:57.98; 8, Reuben Reina USA 13:59.19; 9, Martin Fizz ESP 13:59.52; 10, John Halvorsen NOR 14:14.85; 11, Katsuhito Kumagai JPN 14:20.84; 12, Gerard DeGaetano MLT 15:31.08; Daoude Kassougue MTN, Lucas Elonga GEO & Addis Abebe ETH DNS

Heat 3: 1, Bayissa 13:41.59; 2, Denmark 13:46.25; 3, Ondieki 13:47.05; 4, Dom. Castro 13:47.61; 5, Ulmala 13:48.86; 6, Kennedy 13:53.56; 7, Antón 13:53.60; 8, Mohamed Issangar MAR 13:55.49; 9, Andrew Lloyd AUS 13:59.71; 10, Frank O'Mara IRL 14:03.19; 11, Kerry Rodger NZL 14:03.81; 12, Yahia Azaïd ALG 14:43.49; 13, Souley Oumarou NIG 14:52.89; 14, Obva Etengha CGO 15:37.13; 15, Charbi Tayeh LIB 16:13.21

Stuttgart 1993

Final (Aug 16)

1,	Ismael Kirui	KEN	13:02.75 ^{WJR}
2,	Haile Gebrselassie	ETH	13:03.17
3,	Fita Bayissa	ETH	13:05.40
4,	Worku Bikila	ETH	13:06.64
5,	Khalid Skah	MAR	13:07.18
6,	Brahim Jabbour	MAR	13:18.87
7,	Aloÿs Nizigama	BDI	13:20.59
8,	Paul Bitok	KEN	13:23.41

9, Rob Denmark GBR 13:27.09; 10, Mathias Ntwulikura RWA 13:28.58; 11, Abel Antón ESP 13:40.21; 12, Jonny Danielson SWE 13:40.59; 13, Zoltán Káldy HUN 13:43.02; 14, Michael Cheshire KEN 13:44.11; Aïssa Belaout ALG DNF

The Kenyan trio succeeded brilliantly with their plan to unsettle their opponents and win the race. Cheshire set a terrifically fast pace, accumulating a 20m lead after the first kilometre (2:31.76). He then eased up, allowing Kirui – the world junior record holder – to take over. After another lap it was time for the young Kenyan to make his victory bid. While the rest of the field wondered what was happening, Kirui covered the sixth lap in 60.21 and opened up a 20m gap within the space of 200m. He passed 3000m in 7:45.62 and continued to pull away. At 4000m, his lead was 40m.

The Ethiopian trio took turns to lead the chasing pack but made no impression until the final 600m when Bayissa and Gebrselassie pulled clear of the rest. Kirui's lead was 25m by the bell, but the Ethiopian pair were running for just the silver medal until the final straight when Gebrselassie finally realised that the young Kenyan might be within range.

The Kenyan managed to speed up sufficiently in his final lap (59.59) to hold off Gebrselassie (56.5). Bayissa took the bronze to add to his 1991 silver. Kirui not only broke his own world junior record, but also became the youngest ever male world champion at 18 years 177 days.

First round (First 4 & 3 fastest to final) (Aug 14)

Heat 1: 1, Denmark 13:41.55; 2, Bitok 13:41.57; 3, Bayissa 13:41.61; 4, Skah 13:41.72; 5, Bob Kennedy USA 13:42.17; 6, Carlos Monteiro POR 13:44.96; 7, Rainer Wachenbrunner GER 13:46.43; 8, Toshinari Takaoka JPN 13:46.86; 9, Andrey Tikhonov RUS 13:53.25; 10, Alyan Al-Qahtani KSA 13:56.59; 11, Phillip Clode NZL 13:56.94; 12, Ramachandran Murusamy MAS 14:33.22; 13, Keiruan Tawai VAN 15.43.73; James Lynch AHO DNF

Heat 2: 1, Bikila 13:27.14; 2, Kirui 13:27.50; 3, Nizigama 13:34.72; 4, Ntwulikura 13:36.66; 5, Mustapha Essaid FRA 13:40.21; 6, Brahim Boutayeb MAR 13:42.30;

7, Jon Brown GBR 13:46.20; 8, Michał Bartoszak POL 13:52.95; 9, Bahadur Prasad IND 13:53.59; 10, Peter O'Donoghue AUS 14:12.99; 11, Gopal Thein Win MYA 14:14.62; 12, Valdenor dos Santos BRA 14:39.29; 13, Davendra Singh FIJ 15:01.72; Ovidiu Oltéanu ROU DNS

Heat 3: 1, Gebrselassie 13:25.27; 2, Jabbour 13:26.06; 3, Chesire 13:26.13; 4, Belaut 13:29.12; 5, Antón 13:30.32; 6, Danielson 13:34.05; 7, Káldy 13:37.20; 8, Philimon Hanneck ZIM 13:49.42; 9, Jan Pešava CZE 14:02.00; 10, John Nuttall GBR 14:11.30; 11, Greg Whiteley USA 14:11.48; 12, Ahmad Zarekar IRI 14:48.07; 13, Souley Oumarou NIG 15:29.14; Mohamed Moosa Ahmed PLE DNS

Gothenburg 1995

Final (Aug 13)

1,	Ismael Kirui	KEN	13:16.77
2,	Khalid Boulami	MAR	13:17.15
3,	Shem Kororia	KEN	13:17.59
4,	Small Sghir	MAR	13:17.86
5,	Brahim Lahlafi	MAR	13:18.89
6,	Worku Bikila	ETH	13:20.12
7,	Bob Kennedy	USA	13:32.10
8,	Fita Bayissa	ETH	13:34.52

9, Dieter Baumann GER 13:39.98; 10, Philimon Hanneck ZIM 13:41.28; 11, Genarro Di Napoli ITA 13:46.51; 12, Mark Carroll IRL 13:46.80; 13, Anacleto Jiménez ESP 13:48.53; 14, John Nuttall GBR 13:49.25; 15, Abdellah Béhar FRA 14:19.04

In the absence of the two most recent world record breakers – Moses Kiptanui and Haile Gebrselassie – the pace was slow, just 2:17.66 after 800m. The race speeded up on the third lap thanks to defending champion Kirui. He and Bikila took turns to lead through 2000m (5:28.98), 3000m (8:05.20) and 4000m (10:44.25). As the pace quickened, the non-African challengers fell back. Instead the race was down to three Moroccans (Boulami, Sghir and Lahlafi), two Kenyans (Kirui and Kororia), and Bikila.

The Ethiopian edged ahead momentarily with three laps remaining, but thereafter Kirui was in front. The relaxed Kenyan speeded up when Lahlafi challenged with 500m to go. He led all the way around the last lap (56.56), repelling another attack from Sghir and withstanding the finishing kicks of Lahlafi and Kororia.

First round (First 4 & 3 fastest to final) (Aug 11)

Heat 1: 1, Baumann 13:30.59; 2, Lahlafi 13:31.21; 3, Hanneck 13:30.49; 4, Bikila 13:32.47; 5, Enrique Molina ESP 13:32.87; 6, Rob Denmark GBR 13:37.14; 7, Simon Chemoiyo KEN 13:39.04; 8, Reda Benzine ALG 13:45.39; 9, Hamid Sadjadi IRI 13:53.40; 10, Jan Pešava CZE 13:53.86; 11, Panayiotis Papoulas GRE 14:00.93; 12, Atiq Naaji FRA 14:06.28; 13, Bahadur Prasad IND 14:09.51; 14, Jim Spivey USA 14:25.39; 15, Mahmoud-Hasini Reiss JOR 14:38.15; Paulo Guerra POR DNS

Heat 2: 1, Di Napoli 13:23.87; 2, Boulami 13:24.05; 3, Carroll 13:24.19; 4, Kirui 13:24.30; 5, Jiménez 13:24.83; 6, Nuttall 13:25.18; 7, Béhar 13:26.70; 8, Robert Stefko SVK 13:30.70; 9, Mark Coogan USA 13:36.86; 10, Aurelio Miti ANG 13:40.12; 11, Vener Kashayev RUS 13:45.35; 12, Silvio Guerra ESP 13:45.81; Abdel Kareem Mti PLE & José Ramos POR DNF; Haile Gebrselassie ETH & Charles Mulinga ZAM DNS

Heat 3: 1, Sghir 13:24.56; 2, Bayissa 13:25.19; 3, Kororia 13:25.27; 4, Kennedy 13:26.72; 5, Shaun Creighton AUS 13:29.43; 6, Manuel Pancorbo ESP 13:33.74; 7, Ricardo Herrera MEX 13:35.90; 8, Cormac Finnerty IRL 13:36.01; 9, Mohamed Ezzher FRA 13:37.05; 10, Yahia Azaidj ALG 13:47.63; 11, Rudy Walem BEL 13:59.87; 12, Adrian Passey GBR 14:08.06; 13, Sipho Dlamini SWZ 14:34.99; 14, Ali Awad LIB 14:46.80; 15, Said Gomez PAN 15:07.13; Alyan Al-Qahtani KSA DNS

Athens 1997

Final (Aug 10)

1,	Daniel Komen	KEN	13:07.38
2,	Khalid Boulami	MAR	13:09.34
3,	Tom Nyariki	KEN	13:11.09
4,	Small Sghir	MAR	13:17.45
5,	Dieter Baumann	GER	13:17.64
6,	Bob Kennedy	USA	13:19.45
7,	El Hassan Lahssini	MAR	13:20.52
8,	Enrique Molina	ESP	13:24.54

9, Manuel Pancorbo ESP 13:25.78; 10, Fita Bayissa ETH 13:25.98; 11, Abdellah Béhar FRA 13:29.10; 12, Worku Bikila ETH 13:30.02; 13, Paul Biotk KEN 13:30.25; 14, Dionisio Castro POR 13:31.74; 15, Pablo Olmedo MEX 14:05.59

The title remained in Kenyan hands even though Kirui, seeking a hat-trick of victories, failed to survive his heat. With Gebrselassie opting only for the 10,000m, the overwhelming favourite was Komen whose exploits during 1997 included a Commonwealth 1500 record of 3:29.46, a Kenyan mile record of 3:46.38, a barrier-breaking world 2 miles best of 7:58.61 and a world 5000 record of 12:39.74. In Athens the early pace was very slow before first Baumann and then Nyariki pepped it up with a third kilometre covered in 2:32.12. Shortly afterwards Komen bolted ahead, running a sub-58 eighth lap and building up a big lead. He was 40m up at the bell and although the gap was narrowed considerably on the last lap by Boulami, who outkicked Nyariki for silver, Komen completed his final 3000m in 7:33.9!

First round (First 5 & 5 fastest to final) (Aug 8)

Heat 1: 1, Sghir 13:19.69; 2, Baumann 13:19.81; 3, Komen 13:19.87; 4, Molina 13:22.74; 5, Biotk 13:24.85; 6, Béhar 13:26.50; 7, Bikila 13:31.18; 8, Alan Culpepper USA 13:34.74; 9, Anacleto Jiménez ESP 13:36.55; 10, Keith Cullen GBR 13:42.40; 11, Ahmad Warsama QAT 13:49.55; 12, Sergey Dyrigin RUS 13:55.56; 13, Jeff Schiebeler CAN 13:57.31; 14, Mark Carroll IRL 13:57.88; 15, Rob Denmark GBR 13:58.08; 16, Ali El-Zaidi LBA 13:58.26; 17, Néstor García URU 14:12.15; 18, Francis Munthali MAW 14:14.80; Jonathan Wyatt NZL DNF; Marco A. Condiri BOL DNS

Heat 2: 1, Kennedy 13:23.07; 2, Boulami 13:23.46; 3, Nyariki 13:23.55; 4, Lahssini 13:23.75; 5, Castro 13:24.51; 6, Pancorbo 13:25.71; 7, Olmedo 13:27.65; 8, Bayissa 13:28.54; 9, Ismael Kirui KEN 13:34.52; 10, Ayele Mezegebu ETH 13:38.96; 11, Mustapha Essaid FRA 13:39.11; 12, Panayiotis Papoulas GRE 13:58.27; 13, Brian Baker USA 14:03.95; 14, Adrian Passey GBR 14:07.49; 15, Samuli Vasala FIN 14:10.92; 16, Yohannes Ghirmay ERI 14:59.47; 17, Kama Lekade TOG 15:00.21; 18, Yeli Moussa NIG 15:00.61

Seville 1999

Final (Aug 28)

1,	Salah Hissou	MAR	12:58.13
2,	Benjamin Limo	KEN	12:58.72
3,	Mohammed Mourhit	BEL	12:58.80
4,	Brahim Lahlafi	MAR	12:59.09
5,	Daniel Komen	KEN	13:04.71
6,	Fita Bayissa	ETH	13:13.86
7,	Haylu Mekonnen	ETH	13:18.97
8,	Million Wolde	ETH	13:20.81

9, Bob Kennedy USA 13:23.52; 10, Pablo Olmedo MEX 13:27.74; 11, Manuel Pancorbo ESP 13:32.12; 12, Adam Goucher USA 13:39.24; 13, Isaac Viciosa ESP 13:49.59; 14, Mark Carroll IRL 13:52.23; Brahim Jabbour MAR DNF

Led by Hissou, natives of Morocco claimed three of the top four places in a race in which the first non-African-born finisher, Kennedy, filled ninth place nearly half a lap behind the winner. Kennedy led at 1000m in a steady 2:38.16 but on the fourth lap Hissou tested the opposition with a 59.91 before conceding the lead to Limo. Hissou tried another burst leading up to 3000m (7:52.54), opening up 6m over Limo and Lahlafi with defending champion Komen next. He eased again and Komen took over for a lap before Hissou regained the lead.

With 600m to go the race was between Hissou, Lahlafi and Mourhit (a Moroccan running for Belgium contesting his first major track final), with Limo and Komen detached. At the bell (12:01.94) it was Lahlafi ahead, and 200m out (12:30.39) it was Mourhit, but Hissou sprinted to victory. The fastest finisher was Limo, who moved from fourth to second in the late stages with a 26.9 final 200m. The first four broke 13 minutes and the championship record of 13:02.75.

First round (First 5 & 5 fastest to final) (Aug 25)

Heat 1: 1, Lahlafi 13:34.26; 2, Bayissa 13:35.33; 3, Hissou 13:36.60; 4, Limo 13:36.79; 5, Wolde 13:36.89; 6, Kennedy 13:37.51; 7, Mustapha Essaid FRA 13:37.87; 8, Alberto Garcia ESP 13:39.56; 9, Mizan Mehari AUS 13:48.43; 10, Sergey Lebed UKR 13:52.10; 11, Philip Mosima KEN 13:52.56; 12, Marius Bakken NOR 13:53.07; 13, Keith Cullen GBR 13:53.92; 14, David Galván MEX 13:54.29; 15, Joseph Nsengiyumya RWA 14:10.16; 16, Samuli Vasala FIN 14:11.20; 17, Mustapha Hassan Dukal DJI 14:33.74; 18, Moussa Yelli NIG 14:57.22

Heat 2: 1, Mourhit 13:28.96; 2, Mekonnen 13:29.00; 3, Komen 13:29.39; 4, Jabbour 13:29.42; 5, Goucher 13:29.49; 6, Olmedo 13:29.95; 7, Viciosa 13:31.27; 8, Pancorbo 13:32.61; 9, Carroll 13:34.98; 10, Halez Taguelmint FRA 13:40.57; 11, Rob Denmark GBR 13:41.28; 12, Lee Troop AUS 13:42.96; 13, Yonas Kifle ERI 13:46.82; 14, Toshinari Takaoka JPN 13:47.44; 15, Salvatore Vincenti ITA 14:03.36; 16, Eric Quiros CRC 14:04.64; 17, Dan Browne USA 14:18.51; António Pinto POR DNS

Edmonton 2001

Final (Aug 10)

1,	Richard Limo	KEN	13:00.77
2,	Million Wolde	ETH	13:03.47
3,	John Kibowen	KEN	13:05.20
4,	Alberto Garcia	ESP	13:05.60
5,	Smail Sghir	FRA	13:07.71
6,	Sammy Kipketer	KEN	13:08.46
7,	Abiyote Abate	ETH	13:14.07
8,	Haylu Mekonnen	ETH	13:20.24

The Kenyans worked together to defeat the Algerian favourite Ali Saïdi-Sief. First Richard Limo raced through the first lap in 59.07, then Sammy Kipketer took over to pass 1000m in 2:31.51. He led by 15m at 2000m (5:09.48) and was still 10m up at 3000m (7:51.18). Then Saïdi-Sief moved ahead and his 61.32 10th lap succeeded in reducing the leading pack from 10 to three: himself, Limo and Olympic Champion Wolde. The Algerian ran strongly, but he had no response when Limo launched his finishing kick. The Kenyan sprinted past around the last bend and covered the last 100m in 13.2 to Saïdi-Sief's 15.2. The winner's final lap was covered in 55.3.

"We decided that it was the time to get the Kenyans back to winning races," said Limo, "so we sat down and planned how the race would be won."

Saïdi-Sief was later disqualified and suspended for two years after failing a doping control test.

First round (First 5 & 5 fastest to final) (Aug 6)

Heat 1: 1, Wolde 13:28.76; 2, Limo 13:28.78; 3, Himer 13:28.87; 4, Abate 13:28.88; 5, Kipketer 13:28.90; 6, Bakken 13:32.34; 7, Viciosa 13:32.39; 8, Wardi 13:36.24; 9, Mark Carroll IRL 13:37.27; 10, Mauricio Diaz CHI 13:38.07; 11, Khoudir Agougne ALG 13:43.95; 12, Pablo Olmedo MEX 14:02.90; 13, Mohammed Yagoub SUD 14:03.27; 14, Ali El-Zaidi LBA 14:16.08; 15, Nick Rogers USA 14:33.39; 16, Esam Salah Juaim YEM 15:21.11; 17, Chamkaur Singh Dhalwal SIN 15:23.56; Saïdi-Sief DQ (r40.1) (13:28.58)

Heat 2: 1, Mekonnen 13:32.11; 2, Sghir 13:32.60; 3, Goucher 13:32.92; 4, Garcia 13:33.64; 5, Amyn 13:34.54; 6, Kibowen 13:35.09; 7, Samir Moussaoui ALG 13:40.09; 8, Ahmed Warsama QAT 13:41.07; 9, Sergiy Lebid UKR 13:43.78; 10, Yonas Kifle ERI 13:44.16; 11, Enrique Molina ESP 13:45.97; 12, Dennis Jensen DEN 13:47.90; 13, Mike Openshaw GBR 14:00.84; 12, Jafar Babakhani IRI 14:14.64; 15, Rodwell Kamwendo MAW 14:21.44; 16, Tom Compernelle BEL 14:27.83; 17, Jeremy Deere CAN 14:30.92

Paris 2003

Final (Aug 31)

1,	Eliud Kipchoge	KEN	12:52.79
2,	Hicham El Guerrouj	MAR	12:52.83
3,	Kenenisa Bekele	ETH	12:53.12
4,	John Kibowen	KEN	12:54.07
5,	Abraham Chebii	KEN	12:57.74
6,	Gebre-egziabher Gebremariam	ETH	12:58.08
7,	Richard Limo	KEN	13:01.13
8,	Zersenay Tadese	ERI	13:05.57

9, Juan Carlos de la Ossa ESP 13:21.04; 10, Abderrahim Goumri MAR 13:23.67; 11, Abiyote Abate ETH 13:23.81; 12, Alejandro Suárez MEX 13:24.51; 13, Christian Belz SUI 13:26.02; 14, Moukhlid Al-Outaibi KSA 13:38.92; 15, Jorge Torres USA 13:43.37

El Guerrouj and Bekele each were bidding for a second Paris gold. The former had won at 1500m four days before this final, while the Ethiopian had taken the 10,000m title one week earlier. It was Bekele who attacked at the start, covering the first three kilometres in 2:31.94, 2:35.33 and 2:38.17 (7:45.44 at 3000m). In the seventh lap, with eight men in contention, the pace slowed with Bekele a reluctant leader. World junior record holder Kipchoge took over and presided over a 2:43.02 fourth kilometre.

El Guerrouj then repeated his tactic from the 1500m final, to wear down the opposition with a kick 800m from home. He ran the penultimate lap in 59.7 and the race was down to five: himself, Kipchoge,

Bekele, Kibowen and Chebii. The two elder Kenyans lost touch, but Kipchoge and Bekele closed in on the Moroccan on the final bend. Could El Guerrouj hold on like in the 1500m final? No, because the 18 year-old Kipchoge edged past in the final 50m. Bekele's finishing sprint wasn't quite as quick as in the 10,000m and he settled for the bronze.

First round (First 5 & 5 fastest to final) (Aug 28)

Heat 1: 1, Bekele 13:38.03; 2, Kipchoge 13:38.73; 3, Kibowen 13:40.72; 4, Goumri 13:42.09; 5, de la Ossa 13:42.23; 6, Tadese 13:42.41; 7, Boniface Kiprop UGA 13:42.88; 8, Salah Hissou MAR 13:44.27; 9, Erik Sjöqvist SWE 13:55.89; 10, Khoudir Agougne ALG 13:56.41; 11, Yawo Kloutou TOG 14:45.85; Cathal Lombard IRL, Michael Aish NZL & Fabio Joseph TAN DNS

Heat 2: 1, Gebremariam 13:32.46; 2, Chebii 13:32.54; 3, Limo 13:32.82; 4, Guerrouj 13:32.88; 5, Abate 13:33.24; 6, Al-Outaibi 13:33.91; 7, Belz 13:36.54; 8, Suárez 13:41.97; 9, Torres 13:42.42; 10, Abdulhak Zakaria BRN 13:44.15; 11, Hassan Mourhit BEL 14:09.14; 12, Eduardo Buenavista PHI 14:12.55; Kamel Maase NED, Abdullah Ahmad Hassan QAT & John Yuda TAN DNS

Helsinki 2005

Final (Aug 14)

1,	Benjamin Limo	KEN	13:32.55
2,	Sileshi Sihine	ETH	13:32.81
3,	Craig Mottram	AUS	13:32.96
4,	Eliud Kipchoge	KEN	13:33.04
5,	Ali Saïdi-Sief	ALG	13:33.25
6,	John Kibowen	KEN	13:33.77
7,	Tariku Bekele	ETH	13:34.76
8,	Dejene Berhanu	ETH	13:34.98

9, Moukhlid Al-Outaibi KSA 13:35.29; 10, Isaac Songok KEN 13:37.10; 11, Boniface Kiprop UGA 13:37.73; 12, Marius Bakken NOR 13:38.63; 13, James Kwalia QAT 13:38.90; 14, Zersenay Tadese ERI 13:40.27; 15, Fabio Joseph TAN 13:42.50

Kenenisa Bekele was only running the 10,000m in Helsinki, and El Guerrouj now retired, the heats still promised much, as Isaac Songok took the first race in 13:20.36 with the fourth placer (and last automatic qualifier) running 13:21.20. The other heat was the fastest-ever preliminary as reigning champion Kipchoge won with 13:12.86 just ahead of Mottram and Sihine.

Having made the final, each of the runners decided that he had the best finish, with the result that no-one wanted to lead. The time at 3000m was 8:27.74, more than 20 seconds slower than either heat. With four laps to go Bakken upped the pace with laps of 60.8 and 61.9. Just after 4000m Sihine took the lead, and ran the penultimate lap in 60.9, with Kipchoge and Mottram the closest followers. With 200m to go Limo was fourth, having cut off Saïdi-Sief who attempted to overtake on the inside. Limo accelerated past Kipchoge with 60m to go and passed Sihine 30m later. Mottram just caught Kipchoge before the line to take bronze behind Sihine. Limo's last 200m was covered in 25.8, and his last mile in 3:58.9.

First round (First 4 & 7 fastest to final) (Aug 11)

Heat 1: 1, Songok 13:20.36; 2, Bekele 13:20.66; 3, Kibowen 13:21.08; 4, Berhanu 13:21.20; 5, Kwalia 13:21.36; 6, Tadese 13:22.36; 7, Kiprop 13:22.44; 8, Wilson Busienei UGA 13:25.36; 9, Alberto Garcia ESP 13:25.44; 10, Ian Dobson USA 13:27.16; 11, Hicham Bellani MAR 13:29.44; 12, Alejandro Suárez MEX 13:31.63; 13, Sergiy Lebid UKR 13:43.50; 14, Reid Coosaet CAN 13:53.15; 15, Roberto Garcia ESP 13:59.50; 16, Ryan Hall USA 13:59.86; 17, Eduardo Buenavista PHI 14:24.90; 18, Michael Sanchez GB 15:34.82; 19, Mostafa Mohammed PLE 15:37.04

Heat 2: 1, Kipchoge 13:12.86; 2, Mottram 13:12.93; 3, Sihine 13:13.04; 4, Saïdi-Sief 13:13.50; 5, Limo 13:14.30; 6, Joseph 13:18.18; 7, Al-Outaibi 13:20.06; 8, Bakken 13:22.00; 9, Mohammed Mourhit BEL 13:22.87; 10, Samson Kiflemarim ERI 13:31.05; 11, Essa Ismail Rashed QAT 13:31.73; 12, Moses Kipsiro UGA 13:32.35; 13, Tim Broe USA 13:51.17; 14, Thina Aung MYA 14:33.69; 15, Francis Khanje MAW 14:51.49; Jesús España ESP DQ (r163.3); Günther Weidinger AUT, Mohammed Amyn MAR & Abderrahim Goumri MAR DNS

Osaka 2007

Final (Sep 2)

1,	Bernard Lagat	USA	13:45.87
2,	Eliud Kipchoge	KEN	13:46.00
3,	Moses Kipsiro	UGA	13:46.75

4, Matt Tegenkamp	USA	13:46.78
5, Tariku Bekele	ETH	13:47.33
6, Mohamed Farah	GBR	13:47.54
7, Jesús España	ESP	13:50.55
8, Abreham Cherkos	ETH	13:51.01
9, Felix Kibore QAT	13:51.18;	10, Ali Abdalla Afringi ERI 13:52.69; 11, Adam Goucher USA 13:53.17; 12, Hicham Bellani MAR 13:55.44; 13, Craig Mottram AUS 13:56.24; 14, Juan Luis Barrios MEX 13:59.86; 15, Benjamin Limo KEN 14:01.25

The first heat brought a shock when both Kenyan representatives were outside the automatic qualifying zone in what was a slow race in sapping conditions (29°C, 71% humidity). Former champion Kipchoge won the second heat in 13:33.37, but his compatriots did not advance.

Logic dictated that for any athlete to beat the new 1500m champion, it would be necessary to take the sting out of his finish. However the tempo was slow from the start, the opening lap taking 68.41. The first three kilometres of the final saw that of the finalists hoping to beat Lagat, none did enough to test the American. An opening kilometre of 3:00.35 from defending champion Limo, was followed by sections of 2:46.72, 2:49.92 and 2:45.47.

The lap to the bell took 58.4 with Farah leading. Kipchoge took over with 200 to go, as Lagat cruised comfortably in fifth place. The American finally took the lead with 80m to go, and held off Kipchoge by a metre, to become the first athlete to win the World 1500/5000 double. Lagat had run his last 400 in 52.3, and his last kilometre in 2:23.0. "That was good for me," he said "Everybody waited until the last lap. I think I ran a smart race. I waited until the last 100."

First round (First 5 & 5 fastest to final) (Aug 30)

Heat 1: 1, Bekele 13:46.42; 2, España 13:46.45; 3, Lagat 13:46.57; 4, Bellani 13:46.64; 5, Kipsiro 13:46.86; 6, Khoudir Agougne ALG 13:47.36; 7, Isaac Songok KEN 13:47.42; 8, Ahmed Baday MAR 13:47.83; 9, Joseph Ebuya KEN 13:48.21; 10, Tony Wamulwa ZAM 13:50.95; 11, Bekana Daba ETH 13:53.16; 12, Charles Koech QAT 13:53.36; 13, Alistair Cragg IRL 13:59.45; 14, Erik Sjöqvist SWE 14:05.69; 15, Yuu Mitsuya JPN 14:07.38; Dan Mallam Kabirou NIG DNF

Heat 2: 1, Kipchoge 13:33.37; 2, Cherkos 13:33.62; 3, Tegenkamp 13:35.05; 4, Mottram 13:36.18; 5, Barrios 13:37.12; 6, Farah 13:39.13; 7, Limo 13:41.47; 8, Goucher 13:41.65; 9, Afringi 13:42.00; 10, Kibore 13:46.23; 11, Dieudonné Bisi RWA 13:47.30; 12, Jan Fitschen GER 13:48.39; 13, Adam Ismail Khamis DIRI 13:50.30; 14, Mourad Maaroufi MAR 13:54.65; 15, Takayuki Matsumiya JPN 13:54.95; 16, Stephen Kiprotich UGA 14:04.22; 17, Cleveland Forde GUY 15:25.12; 18, Aung Thi Ha MYA 15:41.08

Berlin 2009

Final (Aug 23)

1, Kenenisa Bekele	ETH	13:17.09
2, Bernard Lagat	USA	13:17.33
3, James Kwalia	QAT	13:17.78
4, Moses Kipsiro	UGA	13:18.11
5, Eliud Kipchoge	KEN	13:18.95
6, Ali Abdosh	ETH	13:19.11
7, Mohamed Farah	GBR	13:19.69
8, Matt Tegenkamp	USA	13:20.23
9, Vincent Chepkok KEN 13:21.31; 10, Jesús España ESP 13:22.07; 11, Chakir Boujattouai MAR 13:23.05; 12, Chris Solinsky USA 13:25.87; 13, Joseph Ebuya KEN 13:39.59; 14, Anis Selmouni MAR 13:44.59; 15, Teklemariam Medhin ERI 13:44.65; 16, Collis Birmingham AUS 13:55.58		

The heats were notable for the tribulations of new Ethiopian Ali Abdosh, who accidentally lost a shoe in the first lap then spent 16 seconds trying to replace it before re-joining the race and valiantly attempting to make up lost ground to huge applause from the crowd. He fell three places short of qualifying by right, but was generously advanced to the final by decision of the referee.

The pace in the final was slow with the first kilometre covered in 2:54.35. The pace picked up with kiloes of 2:39.82, 2:40.46 and 2:37.59 without significantly breaking up the pack. Bekele covered the penultimate lap in 60.21 seconds, but there were still 12 athletes in contact. Former champion Kipchoge ran alongside Bekele down the final back straight, but slipped back as Bekele ran his penultimate 100 in 13.02. In the meantime Lagat worked himself into an ideal position at Bekele's shoulder with 100m left. The American attacked and edged ahead with 80m to go, but Bekele fought back and won by two metres.

First round (First 5 & 5 fastest to final) (Aug 20)

Heat 1: 1, Bekele 13:19.77; 2, Tegenkamp 13:19.87; 3, Farah 13:19.94; 4, Chepkok 13:20.24; 5, España 13:20.40; 6, Solinsky 13:20.64; 7, Ebuya 13:22.41; 8, Selmouni 13:22.95; 9, Medhin 13:23.48; 10, Birmingham 13:23.48; 11, Saif Saaeed Shaheen QAT 13:26.35; 12, Geoffrey Kusuro UGA 13:28.48; 13, Abdosh 13:36.52; 14, Daniele Meucci ITA 13:37.79; 15, Etienne Bizimana BDI 14:06.02; 16, Yuichiro Ueno JPN 14:30.76; Bayron Piedra ECU DNF; Juan Luis Barrios MEX & Fabio Joseph TAN DNS

Abdosh – who accidentally lost a shoe then spent 16 seconds trying to replace it before re-joining the race – was advanced to the final by decision of the Referee

Heat 2: 1, Kipsiro 13:22.98; 2, Kipchoge 13:23.34; 3, Kwalia 13:23.57; 4, Lagat 13:23.73; 5, Boujattouai 13:23.83; 6, Bekana Daba ETH 13:23.86; 7, Samuel Tsegay ERI 13:26.78; 8, Mohad Amdouini FRA 13:29.64; 9, Kidane Tadese ERI 13:30.85; 10, Alemayehu Bezabeh ESP 13:33.52; 11, Evan Jager USA 13:39.80; 12, Alistair Cragg IRL 13:46.34; 13, Arne Gabius GER 13:49.13; 14, Moses Kibet UGA 13:52.88; 15, Sergio Sánchez ESP 13:53.51; 16, Marco Joseph TAN 13:53.67; 17, Tony Wamulwa ZAM 14:01.67; 18, Mohamed Ali Mohamed SOM 14:34.62; 19, Omar Abusaid PLE 15:14.88; Hussain Jamaan Al-Hamadh KSA DQ (r40.8) (13:44.59)

Daegu 2011

Final (Sep 4)

1, Mohamed Farah	GBR	13:23.36
2, Bernard Lagat	USA	13:23.64
3, Dejen Gebremeskel	ETH	13:23.92
4, Isiah Koech	KEN	13:24.95
5, Abera Kuma	ETH	13:25.50
6, Thomas Longosiwa	KEN	13:26.73
7, Eliud Kipchoge	KEN	13:27.27
8, Bilisuma Shugi	BRN	13:27.67
9, Galen Rupp USA 13:28.64; 10, Daniele Meucci ITA 13:29.11; 11, Ammanuel Mesel ERI 13:33.99; 12, Jesús España ESP 13:33.99; 13, Alistair Cragg IRL 13:45.33; 13, Jake Robertson NZL 14:03.09; Imane Merga ETH DQ (r163.3) (13:23.78); Hussain Jamaan Al-Hamadh KSA DQ (r40.8) (13:34.83)		

The final was a slow affair, with the athletes apparently playing into the hands of 2007 winner Lagat. Of the first 11 laps, only two were quicker than 63.9, the slowest being 72.8. Farah led with two laps to go, when 14 men were still in contention. A lap of 62.3 dissuaded nobody, though Longosiwa was unlucky to fall 550m from the finish. Farah was just behind Kipchoge at the bell, then edged in front with Gebremeskel on his shoulder.

The Ethiopian briefly took the lead early in the back straight, but Farah held the inside and regained first place for good with just over 200m to go. Behind these two Merga elbowed Koech, and in the finishing straight edged Lagat out into lane three just as the American was making his bid to win. Up ahead Farah maintained his form to finish two metres clear of the Kenyan-born American. It was the first time a Briton had been first in a global 5000m since Charles Bennett was the winner in the 1900 Olympic team race. Both Farah and Lagat clocked 52.6 for their closing laps. Merga overhauled Gebremeskel for the bronze and duly appeared on the podium, but then was disqualified as it was noticed he had run several strides inside the kerb as the field bunched just after the bell. Defending champion Kenenisa Bekele was inexplicably declared for the heats despite already having left Korea following his failure in the Daegu 10,000m.

First round (First 5 & 5 fastest to final) (Sep 1)

Heat 1: 1, Lagat 13:33.90; 2, Longosiwa 13:34.46; 3, Gebremeskel 13:34.48; 4, Koech 13:34.54; 5, Rupp 13:34.91; 6, Shugi 13:35.86; 7, Meucci 13:39.90; 8, Javier Carriego ARG 13:47.51; 9, Collis Birmingham AUS 13:47.88; 10, Mumin Gala DJI 13:48.19; 11, Rui Silva POR 13:50.16; 12, Craig Mottram AUS 13:56.60; 13, Moses Kibet UGA 14:05.15; 14, Goitom Kifle ERI 14:06.42; 15, Abdishakur Nageye Abdulle SOM 15:13.64; Mounir Moutl AG & Francisco Javier Alves ESP DNF; Kenenisa Bekele ETH DNS; Al-Hamadh DQ (r40.8) (13:35.47) (Qualified for final but disqualified in retrospect)

Heat 2: 1, Merga 13:37.96; 2, Farah 13:38.03; 3, Kuma 13:38.41; 4, Kipchoge 13:39.02; 5, Cragg 13:39.36; 6, Mesel 13:39.97; 7, España 13:40.38; 8, Abraham Kiplimo UGA 13:44.09; 9, Andrew Bumbalough USA 13:44.38; 10, Elroy Gelant RSA 13:48.33; 11, Ben St. Lawrence USA 13:51.64; 12, Robertson 13:53.57; 13, Geoffrey Kusuro UGA 13:54.58; 14, Dejene Regassa BRN 13:56.83; 15, Sylvain Rukundo RWA 13:58.92; 16, Rabah Abdul ALG 14:00.34; 17, Gérard Gahungu BDI 14:09.15; 18, Kazuya Watanabe JPN 14:20.62; 19, Baek Seung-Ho KOR 15:01.37; 20, Christian Ngingba GAB 18:44.06; Abdullah Abdulaziz Al-Joudi KSA DNF

Robertson advanced to final by the decision of the Referee after having been tripped

Moscow 2013

Final (Aug 16)

1,	Mohamed Farah	GBR	13:26.98
2,	Hagos Gebrhiwet	ETH	13:27.26 (13:26.259)
3,	Isiah Koech	KEN	13:27.26 (13:26.260)
4,	Thomas Longosiwa	KEN	13:27.67
5,	Edwin Soi	KEN	13:29.01
6,	Bernard Lagat	USA	13:29.24
7,	Muktar Edris	ETH	13:29.56
8,	Galen Rupp	USA	13:29.87

9, Yewen Alamirew ETH 13:31.27; 10, Ryan Hill USA 13:32.69; 11, Dejene Regassa BRN 13:34.54; 12, Elroy Gelant RSA 13:43.58; 13, Sindre Buraas NOR 13:45.67; 14, Zane Robertson NZL 13:46.55; 15, Brett Robinson AUS 14:03.77

Daegu winner Farah was the man to beat. He had since won two Olympic golds and set a European 1500m record of 3:28.81. Six days earlier, he had won the Moscow 10,000m with the fastest closing sprint.

The Kenyans appeared to try a surging tactic in this final, which Koech opened with a 71.54 lap followed by one of 61.27, according to the transponder on his bib. Longosiwa followed, but then the field closed up and Farah himself took control as the pace settled down. Koech was again in front by 3000m, but that point was reached in a funeral 8:27.87. The Kenyan – who later described himself as a “sacrificial lamb” – surged again with a 61.02 lap to 3400m.

Farah duelled with Alamirew before returning to the front with around 600m to go, having covered the penultimate backstraight in a snappy 13.67. The British runner characteristically rebuffed all efforts to overtake him with a last lap of 53.44 by transponder (or 53.51 by photo-cell), having covered his last personal 1000m in 2:22.12. Koech and Longosiwa threatened in the finishing straight, but even quicker in the last 100m was Gebrhiwet, whose 13.05 carried him past the two Kenyans to snatch the silver medal by one thousandth.

First round (First 5 & fastest to final) (Aug 13)

Heat 1: 1, Gebrhiwet 13:23.22; 2, Alamirew 13:23.48; 3, Lagat 13:23.59; 4, Longosiwa 13:23.94; 5, Hill 13:24.19; 6, Gelant 13:25.07; 7, Robinson 13:25.38; 8, Buraas 13:26.69; 9, Robertson 13:27.89; 10, John Kipkoech KEN 13:31.21; 11, Phillip Kipyeko UGA 13:33.68; 12, Arne Gabius GER 13:34.26; 13, Aziz Labhahi MAR 13:37.75; 14, Sergio Sánchez ESP 13:52.05; 15, Grevazio Mpani MAW 14:15.65

Heat 2: 1, Edris 13:20.82; 2, Soi 13:21.44; 3, Koech 13:22.19; 4, Rupp 13:23.91; 5, Farah 13:23.93; 6, Regassa 13:25.21; 7, Othmane El Goumiri MAR 13:31.08; 8, Ben St. Lawrence AUS 13:33.64; 9, Alemayehu Bezabeh ESP 13:34.68; 10, Byron Piedra ECU 13:35.38; 11, Yuki Sato JPN 13:37.07; 12, Diego Estrada MEX 13:48.30; 13, Rinas Akhmediyev RUS 13:58.38; 14, Jake Robertson NZL 14:09.50

5000 METRES

Multiple Medalists:

3	Bernard Lagat	USA	07-1, 09-2, 11-2
2	Fita Bayissa	ETH	91-2, 93-3
	Ismael Kirui	KEN	93-1, 95-1
	Khalid Boulami	MAR	95-2, 97-2
	Benjamin Limo	KEN	99-2, 05-1
	Kenenisa Bekele	ETH	03-3, 09-1
	Eliud Kipchoge	KEN	03-1, 07-2
	Mohamed Farah	GBR	11-1, 13-1

Most Finals:

5	Bayissa	91-2, 93-3, 95-8, 97-10, 99-6
	Kipchoge	03-1, 05-4, 07-2, 09-5, 11-7

Most Appearances:

5	Bayissa		
	Rob Denmark	GBR	91-9, 93-9, 95-6h1, 97-15h1, 99-11h2
	Bob Kennedy	USA	91-12, 93-5h1, 95-7, 97-6, 99-9
	Eliud Kipchoge		

National Placings:

	1	2	3	4	5	6	7	8	Points
KEN	7	2	4	4	4	3	2	1	144
ETH	1	5	3	1	2	4	5	5	101
MAR	2	3	1	3	2	2	1	-	74
USA	1	2	-	1	1	2	1	2	41
GBR	2	-	1	-	-	1	2	-	29

Men's 5000 Metres, continued

National Placings:

	1	2	3	4	5	6	7	8	Points
GER	-	1	-	1	1	1	-	-	19
POR	-	1	-	-	1	-	-	2	13
UGA	-	-	1	1	-	-	-	-	11
BEL	-	-	1	-	1	-	-	-	10
IRL	1	-	-	-	-	-	-	-	8
FIN	-	-	1	-	-	-	1	-	8
ESP	-	-	-	1	-	-	1	1	8
AUS	-	-	1	-	-	-	-	-	6
QAT	-	-	1	-	-	-	-	-	6
SUI	-	-	-	1	-	-	-	-	5
URS	-	-	-	1	-	-	-	-	5
ALG	-	-	-	-	1	-	-	-	4
FRA	-	-	-	-	1	-	-	-	4
BUL	-	-	-	-	-	1	-	-	3
BDI	-	-	-	-	-	-	1	-	2
AUT	-	-	-	-	-	-	-	1	1
BRN	-	-	-	-	-	-	-	1	1
ERI	-	-	-	-	-	-	-	1	1
Totals	14	14	14	14	14	14	14	14	504

10,000 Metres

Helsinki 1983

Final (Aug 9)

1,	Alberto Cova	ITA	28:01.04
2,	Werner Schildhauer	GDR	28:01.18
3,	Hansjörg Kunze	GDR	28:01.26
4,	Martti Vainio	FIN	28:01.37
5,	Gidamis Shahanga	TAN	28:01.93
6,	Carlos Lopes	POR	28:06.78
7,	Nick Rose	GBR	28:07.53
8,	Christoph Herle	FRG	28:09.05

9, Mohamed Kedir ETH 28:09.92; 10, Bekele Debele ETH 28:11.13; 11, Antonio Prieto ESP 28:11.57; 12, Steve Jones GBR 28:15.03; 13, Mark Nenow USA 28:17.28; 14, Fernando Mamede POR 28:18.39; 15, Bill McChesney USA 28:34.46; 16, José Gómez MEX 28:42.61; 17, Alberto Salazar USA 28:48.42; Henrik Jørgensen DEN DNS

At the previous year's European Championships, Alberto Cova had unexpectedly outprinted the German Werner Schildhauer for the gold medal. The fact that history repeated itself in Helsinki did not detract from the most exciting of finishes to a long distance race.

On paper the Portuguese pair of Lopes and Mamede were favourites, and the latter won his heat in a fast 27:45.54. Mamede was not to be a factor in the final, run at a fluctuating but generally slow pace. Shahanga, Kedir and Debele took turns in front. The time at halfway was 14:07.11, with the field closely packed. On the 19th lap, Vainio spurred ahead with a 62.9 lap, but the pace slowed to 71.0 for the next circuit with Kedir in front.

With three laps left, Kedir and Lopes were at the front with 13 men still in contention. Halfway down the finishing straight before the bell, the imposing Schildhauer burst to the front. Kunze and Vainio followed, then the German pulled away to lead by 5m down the back-straight. Shahanga and Cova completed the chasing group of four behind Schildhauer.

The German showed no signs of fading, but Kunze gradually closed the gap around the final bend. Schildhauer hung on in front as the other four ran wide on the finishing straight. The race was almost over but any one of the five was still in a position to win. Try as he might, Kunze could not get past his team mate, and it looked as if Vainio would take a bronze behind the two Germans. Suddenly Cova, running in lane 4, began moving quicker than anyone. He went from fifth to first in the last 30m, having clocked 54.4 for the last lap in comparison with Schildhauer's 55.0.

First round (First 5 & 8 fastest to final) (Aug 7)

Heat 1: 1, Mamede 27:45.54; 2, Cova 27:46.61; 3, Shahanga 27:46.93; 4, Schildhauer 27:47.03; 5, Prieto 27:47.34; 6, Jones 27:47.57; 7, Debele 27:49.30; 8, Nenow 27:52.41; 9, Jørgensen 28:06.74; 10, Rodolfo Gómez MEX 28:25.38; 11, John Treacy IRL 28:35.58; 12, Roy Andersen NOR 29:03.45; 13, Boualem Rahoui ALG 29:10.95; 14, Domingo Tibaduiza COL 29:23.86; 15, Antoine Niyobizi BDI 30:45.10; 16, Ramon López PAR 31:27.01; Markus Ryffel SUI DNF; Mehmet Yurdaođan TUR DNS

Heat 2: 1, Kunze 28:04.69; 2, Lopes 28:05.62; 3, Rose 28:06.05; 4, Herle 28:06.71; 5, Kadir 28:07.16; 6, Vainio 28:07.47; 7, Gómez 28:07.57; 8, McChesney 28:08.13; 9, Salazar 28:10.10; 10, Steve Binns GBR 28:12.79; 11, Peter Butler CAN 28:13.16; 12, Zacharia Barie TAN 28:22.06; 13, Musa Goda SUD 28:38.03; 14, Kunimitsu Ito JPN 29:49.04; 15, Ronald Lanzoni CRC 30:18.60; 16, Toumane Said COM 34:24.62; Stane Rozman YUG DNF; Birhanu Girma ETH & Dietmar Millionig AUT DNS

Rome 1987

Final (Aug 29)

1,	Paul Kipkoech	KEN	27:38.63
2,	Francesco Panetta	ITA	27:48.98
3,	Hansjörg Kunze	GDR	27:50.37
4,	Arturo Barrios	MEX	27:59.66
5,	Steve Binns	GBR	28:03.08
6,	Martin Vrabel	TCH	28:05.59
7,	Spyros Andriopoulos	GRE	28:07.17
8,	Steve Plasencia	USA	28:11.38
9,	Jean-Louis Prianon FRA	28:19.47;	10, Rolando Vera ECU 28:20.24;
11,	Ezequiel Canario POR	28:28.24;	12, Mats Erixon SWE 28:29.08;
13,	Paul Arpin FRA	28:29.21;	14, Zhang Guowei CHN 28:30.00;
15,	Jon Solly GBR	28:31.97;	16, Salvatore Antibo ITA 28:33.77;
17,	Markus Ryffel SUI	28:34.58;	18, Brian Sheriff ZIM 28:34.96;
19,	Paul McCloy CAN	28:41.89;	20, Kozo Akutsu JPN 28:45.89;
21,	Ed Eyestone USA	29:00.33;	22, Some Muge KEN 29:06.40;
23,	Haji Bulbula ETH	29:10.45;	24, Wodajo Butli ETH 29:17.09;
25,	Habib Romdani TUN	29:21.35;	26, John Treacy IRL 29:22.14;
Martti Vainio FIN & Paul Williams CAN DNF;			Gerard Donakowski USA & Gerhard Hartmann AUT DNS

Knowledgeable observers had pencilled in Kipkoech as a probable winner after his victory at the 1987 African Championships, where he clocked 28:34.77 at high altitude. He dominated the race, unsettling the other runners with a 60-second fifth lap before allowing the pace to slow to 14:13.07 at halfway. At this point, Kipkoech surged again, this time sustaining the pace. He clocked 2:36.8 for the seventh kilometre, by which time he had dropped Panetta, the only man who had tried to cover the change of pace. The Kenyan, wearing a white headband, won in a championship record, having run the second half of the race in an unbelievable 13:25.57.

Several runners were confused at the finish by the lap marker which had been displaying only the number of laps required by the leaders. As a result, some stopped a lap too early and some, like Vainio, who would have placed in the first six, did not bother to restart.

The world of athletics was saddened by the news that on March 13, 1995, Paul Kipkoech (aged 32) died of cerebral malaria and tuberculosis.

Tokyo 1991

Final (Aug 26)

1,	Moses Tanui	KEN	27:38.74
2,	Richard Chelimo	KEN	27:39.41
3,	Khalid Skah	MAR	27:41.74
4,	Thomas Osano	KEN	27:53.66
5,	Richard Nerurkar	GBR	27:57.14
6,	Aloÿs Nizigama	BDI	28:03.03
7,	Mathias Ntawulikura	RWA	28:10.38
8,	Hammou Boutayeb	MAR	28:12.77
9,	Alejandro Gómez ESP	28:13.14;	10, Koichi Morishita JPN 28:13.71;
11,	Haruo Ura JPN	28:18.15;	12, Stéphane Franke GER 28:20.00;
13,	Addis Abebe ETH	28:33.44;	14, Marti ten Kate NED 28:33.49;
15,	Eamonn Martin GBR	28:35.82;	16, Andy Bristol GBR 28:47.01;
17,	Aaron Ramirez USA	28:47.56;	18, Fernando Couto POR 28:48.05;
19,	Katsumi Ikeda JPN	28:50.25;	20, Salvatore Antibo ITA 28:52.41

The Kenyan trio ran as a team to meet the challenge of the two-time World Cross Country Champion Skah. While Chelimo, the world junior record holder, and Tanui set a fast pace, Osano was under instructions to slow the pace of the chasing pack which would include Skah. The race went to plan, with Chelimo passing halfway in 13:30.27, well inside world record pace. Tanui was 25m back and a similar distance in front of Antibo and Skah.

Tanui, the Kenyan champion, caught the slowing Chelimo on the 17th lap by which time the two had a lead of 60m. Antibo, reportedly suffering from a blackout, dropped back. The chasing group comprised Osano, Skah and Nerurkar. The Moroccan appeared to be the only one capable of preventing a Kenyan victory, but he got no help in trying to close the gap. Osano was unwilling and the Briton was already running above himself. Skah made up 20m on laps 22 and 23 but was still 35m behind at the bell. This gap closed further on the final lap but the Kenyan pair were never in danger. Their own private battle was won by Tanui in the finishing straight.

First round (First 8 & 4 fastest to final) (Aug 24)

Heat 1: Skah 28:23.28; 2, Martin 28:23.42; 3, Osano 28:23.56; 4, Ntawulikura 28:23.75; 5, Nizigama 28:23.80; 6, Ramirez 28:24.52; 7, Urata 28:24.70; 8, Tanui 28:25.52; 9, Franke 28:30.13; 10, Morishita 28:34.29; 11, Geraldo de Assis BRA 28:51.25; 12, Antonio Prieto ESP 28:57.28; 13, Carey Nelson CAN 29:07.27; 14, John Mwathiwa MAW 30:31.43; 15, Chulunbaatar Ariunsaikhan MGL 30:50.77; 16, Gerard Degaetano MLT 31:03.21; 17, Lucas Engeno Elonga GEO 35:31.57; Antonio Sillio ARG & John Halvorsen NOR DNF; Arturo Barrios MEX DNS

Heat 2: 1, Abebe 28:23.77; 2, Chelimo 28:23.79; 3, Nerurkar 28:24.03; 4, Ikeda 28:26.14; 5, Boutayeb 28:26.54; 6, Antibo 28:26.72; 7, Couto 28:27.56; 8, Gomez 28:29.37; 9, ten Kate 28:31.66; 10, Bristol 28:41.60; 11, Steve Plasencia USA 28:47.13; 12, Jesús Herrera MEX 28:52.24; 13, Vincent Rousseau BEL 28:59.34; 14, Zoltán Káldy HUN 29:00.89; 15, José Manuel Abentosa ESP 29:20.92; 16, Ahmed Al Hamshy JOR 31:13.52; Masy Lolin MHL DNF; Miguel Angel Vargas CRC, Manuel Moreno CPV & Silvio Guerra ECU DNS

Stuttgart 1993

Final (Aug 22)

1,	Haile Gebrselassie	ETH	27:46.02
2,	Moses Tanui	KEN	27:46.54
3,	Richard Chelimo	KEN	28:06.02
4,	Stéphane Franke	GER	28:10.69
5,	Aloÿs Nizigama	BDI	28:13.43
6,	Francesco Panetta	ITA	28:27.05
7,	Todd Williams	USA	28:30.49
8,	Antonio Sillio	ARG	28:36.88
9,	Germán Silva MEX	28:39.47;	10, William Sigel KEN 28:54.39;
11,	Antonio Serrano ESP	29:04.10;	12, Salvatore Antibo ITA 29:10.83;
13,	Boay Akonay TAN	29:15.13;	14, Armando Quintanilla MEX 29:32.34;
15,	Tadashi Fukushima JPN	29:46.70;	16, José Carlos Adán ESP 30:04.34;
17,	Dan Nelson USA	30:41.72;	Fita Bayissa ETH, Oleg Strizhakov RUS & Rolando Vera ECU DNF

Once again Chelimo – who briefly held the world record the previous month – and Tanui were representing Kenya. Both took turns in front, but the pace was erratic. The leader at halfway (13:59.38) was 5000m bronze medallist Bayissa, but the Ethiopian dropped out soon afterwards, leaving Chelimo in front. Surprisingly the young Kenyan fell back, and at 8000m the race had developed into a duel between Tanui and Gebrselassie, who had narrowly failed to win the 5000m six days earlier.

The Ethiopian upset the Kenyan by refusing to lead and catching his heels when Tanui slowed the pace. With six laps to go the Kenyan turned to reconstrate. The situation boiled over at the start of the final lap when Tanui kicked off his left shoe. Then with one bare foot, he sprinted vigorously and was 10m up on the Ethiopian on the last bend. Gebrselassie, finishing even more quickly than he did in the 5000m final, closed the gap and flew past in the homestraight. His last lap took 54.98 to Tanui's 55.66.

Tanui was furious after the finish and, after retrieving his lost shoe, angrily waved it at Gebrselassie when the Ethiopian attempted to shake hands. "He kept stepping on my shoes," complained Tanui. "You tell me how my shoe fell off without him making it happen."

First round (First 8 & 4 fastest to final) (Aug 20)

Heat 1: 1, Sillio 28:16.62; 2, Gebrselassie 28:17.95; 3, Tanui 28:18.56; 4, Chelimo 28:18.70; 5, Akonay 28:18.97; 6, Franke 28:19.11; 7, Panetta 28:20.49; 8, Silva 28:22.16; 9, Adán 28:23.08; 10, Steve Plasencia USA 28:40.69; 11, Fackson Nkandu ZAM 29:03.67; 12, Steve Moneghetti AUS 29:21.18; 13, Domingos Castro POR 29:35.47; 14, Nozomi Sano JPN 29:36.40; 15, John Mwathiwa MAW 29:45.55; Zoltán Káldy HUN DNF; Mohamed Moosa Ahmed FLE DNF; José Regalo POR DNF

Heat 2: 1, Antibo 28:27.48; 2, Bayissa 28:28.32; 3, Sigel 28:28.33; 4, Williams 28:28.62; 5, Nelson 28:28.76; 6, Nizigama 28:29.18; 7, Fukushima 28:29.49; 8, Strizhakov 28:29.84; 9, Serrano 28:31.48; 10, Quintanilla 28:34.57; 11, Vera

28:35.45; 12, Martín Pitayo MEX 28:54.23; 13, Tendai Chimusasa ZIM 28:57.68; 14, Luis Jesus POR 29:12.00; 15, Jun Hiratsuka JPN 29:12.22; 16, Ramachandran Murusamy MAS 29:38.97; 17, Gopal Thein Win MYA 29:56.61; Mathias Ntawulikura RWA DNS

Gothenburg 1995

Final (Aug 8)

1, Haile Gebrselassie	ETH	27:12.95
2, Khalid Skah	MAR	27:14.53
3, Paul Tergat	KEN	27:14.70
4, Salah Hissou	MAR	27:19.30
5, Josephat Machuka	KEN	27:23.72
6, Joseph Kimani	KEN	27:30.02
7, Stéphane Franke	GER	27:48.88
8, Paulo Guerra	POR	27:52.55
9, Todd Williams USA 27:52.87; 10, Toshiyuki Hayata JPN 27:53.12; 11, Domingos Castro POR 27:53.42; 12, Yasuyuki Watanabe JPN 27:53.82; 13, Germán Silva MEX 27:55.34; 14, Assefa Mezegebu ETH 27:56.06; 15, Mathias Ntawulikura RWA 27:57.92; 16, Alejandro Gómez ESP 27:59.38; 17, Hendrick Ramaala RSA 28:00.08; 18, Stefano Baldini ITA 28:08.39; 19, Antonio Pinto POR 28:26.42; Abel Antón ESP DNF		

There was a sensation in the first round when Kenyan champion Machuka raced to a championship record of 27:29.07. Eleven men broke 28 minutes behind him. The other heat was slower and significantly all three medallists came from the first race.

The first lap in the final was slow (70.44). Then Williams made a brave bid for a medal by racing into a lead of 60m after three laps. He was caught on lap nine by Kimani, who was shadowed by Gebrselassie, the world record holder and defending champion. Skah, Hissou, Kimani, Machuka and Franke completed the leading pack at halfway (13:46.20). Franke was the first to be dropped, followed by Kimani then Machuka. Hissou took over with 600m to go and at the bell (26:16.83), he led from Gebrselassie, Skah and Tergat.

Suddenly on the final bend, the Ethiopian unleashed a breathtaking sprint to leave the other three with no chance. He was timed at 25.1 for the last 200m despite launching his kick with only 180m to go. The Ethiopian's final lap was 56.0, and he lowered the championship record again to 27:12.95. Skah and Tergat also produced fine closing sprints, but were 20m down at the finish. Later that evening, Gebrselassie could be seen running around the streets of Gothenburg thronged by a huge group of Ethiopian supporters.

First round (First 8 & 4 fastest to final) (Aug 5)

Heat 1: 1, Gebrselassie 28:10.66; 2, Tergat 28:10.78; 3, Pinto 28:11.47; 4, Guerra 28:11.94; 5, Mezegebu 28:11.96; 6, Skah 28:11.99; 7, Hayata 28:12.77; 8, Williams 28:13.83; 9, Paul Evans GBR 28:14.76; 10, Stephan Freigang GER 28:17.04; 11, Martín Pitayo MEX 28:24.20; 12, Rolando Vera ECU 28:33.10; 13, Andrew Panga TAN 28:44.44; 14, Kenji Takao JPN 28:47.01; 15, Antonio Serrano ESP 28:51.37; 16, Jeffrey Schiebler CAN 29:12.20; 17, Arnold Mächler SUI 29:33.77; 18, Charles Mulinga ZAM 30:06.49; 19, Ismael Ould Adermaz MTN 33:04.49; Alyan Al-Qahtani KSA & Robbie Johnston NZL DNF

Heat 2: 1, Machuka 27:29.07; 2, Kimani 27:35.20; 3, Hissou 27:47.20; 4, Ntawulikura 27:47.93; 5, Castro 27:48.19; 6, Watanabe 27:48.55; 7, Silva 27:49.07; 8, Baldini 27:50.27; 9, Franke 27:50.93; 10, Antón 27:51.37; 11, Gómez 27:51.64; 12, Ramaala 27:54.59; 13, Chris Fox USA 28:32.67; 14, Jorge Márquez MEX 28:53.02; 15, Miroslav Vanko SVK 28:53.69; 16, Tom Ansbury USA 29:01.43; 17, Noel Berkeley IRL 29:16.69; Aloys Nizigama BDI, Antonio Silio ARG & Fita Bayissa ETH DNF

Athens 1997

Final (Aug 6)

1, Haile Gebrselassie	ETH	27:24.58
2, Paul Tergat	KEN	27:25.62
3, Salah Hissou	MAR	27:28.67
4, Paul Koech	KEN	27:30.39
5, Assefa Mezegebu	ETH	27:32.48
6, Domingos Castro	POR	27:36.52
7, Habte Jifar	ETH	28:00.29
8, Julio Rey	ESP	28:07.06
9, Stefano Baldini ITA 28:11.97; 10, Darren Wilson AUS 28:20.16; 11, Kamel Maase NED 28:23.20; 12, Dominic Kirui KEN 28:28.13; 13, Abderrahim Zitouna MAR 28:29.09; 14, Hendrick Ramaala RSA 28:33.48; 15, Tendai Chimusasa ZIM		

28:55.29; 16, Carsten Eich GER 28:59.34; 17, Saïd Beriouï MAR 29:22.05; 18, José Ramos POR 29:49.00; Toshinari Takaoka JPN & Mohammed Mourhit BEL DNS

Unhappy running on such a hard track, Gebrselassie expended the least possible energy in stretching his world title win streak to three. As he remarked, "my win was very easy, unlike the one in the Olympics." Content to sit in while his compatriot Jifar led past halfway in a leisurely 13:58.79, and patiently biding his time as Koech picked up the pace after 7000m, Gebrselassie struck 530m out. His initial burst of speed was awesome and a 56.0 last lap allowed his closest pursuer, Tergat, no opportunity of getting on level terms, although he did narrow the deficit with a 55.2 last lap. Gebrselassie covered the second half in 13:25.1 with a final kilometre of 2:30.7. The first three finished in the same order as at the Atlanta Olympics – the only individual event in which that occurred in Athens.

First round (First 8 & 4 fastest to final) (Aug 3)

Heat 1: 1, Castro 28:07.04; 2, Mourhit 28:12.02; 3, Beriouï 28:12.33; 4, Eich 28:12.46; 5, Koech 28:13.24; 6, Mezegebu 28:13.95; 7, Tergat 28:13.98; 8, Hissou 28:15.09; 9, Ramos 28:20.06; 10, Carlos de la Torre ESP 28:20.50; 11, Toshiyuki Hayata JPN 28:27.97; 12, Dan Middleman USA 28:56.76; 13, Marco A. Condoni BOL 29:51.24; 14, Agustín Morán PAN 30:12.32

Heat 2: 1, Gebrselassie 27:55.36; 2, Jifar 27:57.71; 3, Kirui 27:56.62; 4, Zitouna 27:57.11; 5, Wilson 27:57.54; 6, Maase 27:57.78; 7, Rey 28:03.36; 8, Ramaala 28:05.70; 9, Takaoka 28:07.36; 10, Baldini 28:07.81; 11, Chimusasa 28:14.03; 12, Mohamed Ezzher FRA 28:47.48; 13, João N'Tyamba ANG 29:38.92; 14, Brad Barquist USA 29:43.01; 15, Margarito Zamora MEX 29:52.03; 16, Panayiotis Haramis GRE 30:08.60; 17, Georges Richmond PYF 31:48.17; Carlos Patricio POR & Zoltán Káldy HUN DNF

Seville 1999

Final (Aug 24)

1, Haile Gebrselassie	ETH	27:57.27
2, Paul Tergat	KEN	27:58.56
3, Assefa Mezegebu	ETH	27:59.15
4, Girma Tola	ETH	28:02.08
5, António Pinto	POR	28:03.42
6, Habte Jifar	ETH	28:08.82
7, Benjamin Maiyo	KEN	28:14.98
8, Kamel Maase	NED	28:15.58
9, David Chelule KEN 28:17.77; 10, Khalid Skah MAR 28:25.10; 11, Hendrick Ramaala RSA 28:25.57; 12, Toshinari Takaoka JPN 28:30.73; 13, Joao N'Tyamba ANG 28:31.09; 14, Enrique Molina ESP 28:37.19; 15, Ismail Sghyr MAR 28:41.49; 16, Saïd Beriouï MAR 28:46.77; 17, Mohamed Ezzher FRA 28:47.01; 18, Kenji Takao JPN 28:49.95; 19, José Manuel Martínez ESP 28:55.87; 20, Satoshi Iriune JPN 29:04.09; 21, Brad Hauser USA 29:18.21; 22, Peter Julian USA 29:20.31; 23, Enoch Ssekona RSA 29:30.51; 24, Alejandro Salvador MEX 29:36.58; 25, Bruno Toledo ESP 29:39.28; 26, Sean Kaley CAN 29:52.35; 27, Samir Moussaoui ALG 30:20.24; Shadrack Hoff RSA, Alan Cuipepper USA, Jon Brown GBR, Ali El-Zaidi LBA & Mohammed Al-Khawliani YEM DNF		

Still only 26, Gebrselassie strengthened his claim to be considered the greatest of all long distance track runners by capturing his fourth successive world title at this distance. Run in searing heat, it was not surprising that the race opened cautiously, with Ramaala leading for most of the first half, until Gebrselassie took over for a while just prior to 5000m (14:17.17). It was during the eighth kilometre that Chelule injected a 62.88 lap but then the pace slowed again to 69s and there were still ten in contention with four laps remaining. The next took 66.25 and then European record holder Pinto burst ahead at 9 kilometres to rip through the 23rd lap in 62.21 with Gebrselassie in hot pursuit.

At the bell (27:02.90), after a 61.35 circuit, it was Gebrselassie ahead of Pinto, Mezegebu, Tola and Tergat, and a 54.3 last lap carried him to victory. The last kilometre took just 2:24.9. Tergat mustered a 55.1 last lap but although he moved into second place he never looked like catching the master.

Edmonton 2001

Straight Final (Aug 8)

1, Charles Kamathi	KEN	27:53.25
2, Assefa Mezegebu	ETH	27:53.97
3, Haile Gebrselassie	ETH	27:54.41

4,	Yibeltal Admassu	ETH	27:55.24
5,	Fabián Roncero	ESP	27:56.07
6,	José Ríos	ESP	27:56.58
7,	Paul Kosgei	KEN	27:57.56
8,	John Cheruiyot Korir	KEN	27:58.06
9,	Haftu Jifar	ETH	28:02.71
10,	Kamiel Maese NED 28:05.41; 11, Jaouad Gharib MAR 28:05.45; 12, José Manuel Martínez ESP 28:06.33; 13, Jeff Schiebler CAN 28:07.06; 14, Marco Mazza ITA 28:08.00; 15, Toshinari Takaoka JPN 28:13.99; 16, Abderrahim Goumri MAR 28:14.06; 17, Teodoro Vega MEX 28:14.77; 18, Alan Culpepper USA 28:18.44; 19, Abdi Abdirahman USA 28:34.38; 20, João N'Tyamba ANG 28:38.31; 21, Said Berrioui MAR 28:38.80; 22, Naoki Mishiro JPN 28:42.68; 23, Mebrathom Keflezighi USA 28:44.48; 24, Kamel Kohil ALG 28:52.47; 25, John Henwood NZL 29:01.62; Aloys Nizigama BDI, Mohammed Mourhit BEL & José Ramos POR DNF		

Haile Gebrselassie was racing for the first time since an operation on his Achilles tendon in November 2000. The pace was moderate and no-one had been dropped as the large pack reached halfway in 14:15.11. The lead changed frequently but the four Ethiopians and three Kenyans were always prominent with Gebrselassie usually in second spot. With two laps to go, there was a pack of nine in front, the seven East Africans and two Spaniards.

Kosgei led at the bell, then Gebrselassie got to the pole position with 200m remaining. Everyone was expecting the Ethiopian to accelerate and collect a fifth title, but it was Kamathi who had easily the best finishing speed. He strode past Gebrselassie and smoothly sprinted away. A stunned Mezegebu also overtook Gebrselassie, who suffered his first defeat at 10,000m since 1993. Later it was revealed that the former champion had spent the previous three nights in a clinic suffering from flu.

After watching Kamathi's win, a dentist in Edmonton offered to replace for free the Kenyan's front tooth which had been missing since 1997.

Paris 2003

Straight Final (Aug 24)

1,	Kenenisa Bekele	ETH	26:49.57
2,	Haile Gebrselassie	ETH	26:50.77
3,	Sileshi Sihine	ETH	27:01.44
4,	Abdullah Ahmad Hassan	QAT	27:18.28
5,	John Cheruiyot Korir	KEN	27:19.94
6,	Wilberforce Talel	KEN	27:33.60
7,	Charles Kamathi	KEN	27:45.05
8,	Kamiel Maese	NED	27:45.46
9,	Karl Keska GBR 27:47.89; 10, Smail Sghir FRA 27:54.87; 11, David Galván MEX 27:55.31; 12, John Yuda TAN 27:56.21; 13, Fabio Joseph TAN 28:06.36; 14, Alan Culpepper USA 28:14.92; 15, Teodoro Vega MEX 28:31.71; 16, Meb Keflezighi USA 28:35.08; 17, Cathal Lombard IRL 28:36.43; 18, Tomoo Tsubota JPN 28:37.10; 19, Dan Browne USA 29:01.60; Dieter Baumann GER, Salim Kipsang KEN & Michael Aish NZL DNF, José Manuel Martínez ESP DNF		

Ethiopia gained revenge for Kamathi's win two years earlier with a display never seen before in a 10,000m race. The first 5000m was unremarkable, reached in 13:52.33 by Bekele, the multi World Cross Country Champion who had defeated his illustrious compatriot Gebrselassie in Hengelo the previous June. The two Ethiopians then worked together at a much quicker rate. Each ran laps of 61.2, and their sixth kilometre took just 2:34.52 (25:45 pace). In third place was the Ethiopian number three, Sihine. Kamathi, Korir and Hassan stayed in touch but not for long. The Ethiopian pair – with Gebrselassie more often in front and Bekele looking more comfortable – continued to operate at sub-13 minute 5000m pace. Only Sihine kept up but he was dropped at the bell, where the elder Ethiopian led. Bekele followed before sprinting clear on the final bend. He won by 10m, having covered the final lap in 55.0, very quick considering the total time of 26:49.57 was the 10th-fastest in history. Gebrselassie's last lap was 56.23, but it was the pair's second half timings which were most remarkable: 12:57.24 and 12:58.8. Defending champion Kamathi – seventh this time – concluded "they were too strong."

In fourth place Hassan smashed the Asian record. Formerly a Kenyan international, he had been issued with a Qatari passport on August 9, 2003.

Helsinki 2005

Straight Final (Aug 8)

1,	Kenenisa Bekele	ETH	27:08.33
2,	Sileshi Sihine	ETH	27:08.87
3,	Moses Mosop	KEN	27:08.96
4,	Boniface Kiprop	UGA	27:10.98
5,	Martin Mathathi	KEN	27:12.51
6,	Zersenay Tadesse	ERI	27:12.82
7,	Abebe Dinkessa	ETH	27:13.09
8,	Abderrahim Goumri	MAR	27:14.64
9,	Nicholas Kemboi QAT 27:16.22; 10, Juan Carlos de la Ossa ESP 27:33.42; 11, Yonas Kifle ERI 27:35.72; 12, Charles Kamathi KEN 27:37.82; 13, Abdi Abdirahman USA 27:52.01; 14, Christian Belz SUI 27:53.16; 15, Gebre-egziabher Gebremariam ETH 27:53.19; 16, Sultan Khamis Zaman QAT 27:53.33; 17, Dieudonné Disi RWA 27:53.51; 18, John Yuda TAN 27:57.31; 19, Yuu Mitsuya JPN 27:57.67; 20, Mohammed Aryn MAR 28:12.59; 21, Khalid El Amri MAR 28:37.72; 22, Terukazu Omori JPN 28:59.46; Meb Keflezighi USA DNF		

Twenty of the 23 starters were African-born, though five were representing countries outside that continent. The pace was modest though the first 6000m with the halfway point reached in 13:51.10, but the Ethiopians pushed the pace in the seventh kilometre with Bekele running that 1000m in 2:39. By this point the pack had dwindled to nine [three Ethiopians, two Kenyans and one each from Uganda, Qatar, Eritrea and Morocco]. The pace slowed (to 2:47.55) in the ninth kilometre as the runners prepared for the final rush. Mathathi led from the 9000m point until just before the bell, when Dinkessa led the Ethiopian charge. Only Mosop was able to latch on, and Bekele took the lead with 250m to go. Bekele ran his last 200m in 25.9 as he sped away to win by 4m, though frequently darting quick looks over his shoulder to ensure he was safe. Sihine held off Mosop for the silver. Bekele had retained his title with a tactically-run last half of 13:15.9, and a last 800m in 1:56.7.

Osaka 2007

Straight Final (Aug 27)

1,	Kenenisa Bekele	ETH	27:05.90
2,	Sileshi Sihine	ETH	27:09.03
3,	Martin Mathathi	KEN	27:12.17
4,	Zersenay Tadesse	ERI	27:21.37
5,	Josephat Mochiri	KEN	27:31.41
6,	Gebre-egziabher Gebremariam	ETH	27:44.58
7,	Abdihakem Abdirahman	USA	27:56.62
8,	Kiprono Menjo	KEN	28:25.67
9,	Dathan Ritzenhein USA 28:28.59; 10, Boniface Kiprop UGA 28:30.99; 11, Galen Rupp USA 28:41.71; 12, Kensuke Takezawa JPN 28:51.69; 13, Tadesse Tola ETH 28:51.75; 14, Alejandro Suárez MEX 28:52.19; 15, Wilson Busiueni UGA 29:24.72; 16, Dickson Marwa Mkami TAN 29:25.91; 17, Kazuhiro Maeda JPN 29:48.17; 18, Michael Aish NZL 30:34.16; Simon Bairu CAN; Khalid El Amri MAR; Ahmad Hassan Abdullah & Essa Ismail Rashed QAT DNF		

Having beaten Bekele at the World Cross-Country Championships in sweltering conditions, Tadesse took on the pace in the hot (30°C) and humid (65%) Nagai Stadium. Kilometre splits varying between 2:43.2 and 2:45.6 took the field through halfway in 13:42.98, and burned off half of the contenders. By 8000m (21:54.58), only four were left in contention, with Bekele, Sihine and Mathathi latched on to the Eritrean.

Mathathi took the lead with three laps to go, and Tadesse immediately lost touch. The Kenyan's next lap was covered in 61.12, but did not dissuade the two Ethiopians. Sihine went past Mathathi just after the bell, and raced ahead by up to eight metres. Some felt that Bekele might be heading for defeat, but he was effectively toying with the opposition. He simply changed gears and reeled his teammate in with 150m left, then flowed past in majestic fashion to win by 20m. His last lap took 55.51 compared with Sihine's 59.0, both substantially quicker than Mathathi's 62.2. For both Ethiopians it was a third consecutive 10,000m medal.

Berlin 2009

Straight Final (Aug 17)

1,	Kenenisa Bekele	ETH	26:46.31
2,	Zersenay Tadese	ERI	26:50.12
3,	Moses Masai	KEN	26:57.39
4,	Imane Merga	ETH	27:15.94
5,	Bernard Kiprop	KEN	27:18.47
6,	Dathan Ritzenhein	USA	27:22.28
7,	Micah Kogo	KEN	27:26.33
8,	Galen Rupp	USA	27:37.99

9, Kidanemariam ERI 27:41.50; 10, Gebre-egziabher Gebremariam ETH 27:44.04; 11, Ahmad Hassan Abdullah QAT 27:45.03; 12, Teklemariam Medhin ERI 27:58.89; 13, Fabiano Joseph TAN 28:04.32; 14, Juan Carlos Romero MEX 28:09.78; 15, Carlos Castillejo ESP 28:09.89; 16, Dickson Marwa TAN 28:18.00; 17, Tim Nelson USA 28:18.04; 18, Juan Luis Barrios MEX 28:31.40; 19, Surendra Singh IND 28:35.51; 20, Anatolij Rybakov RUS 28:42.28; 21, Ezekiel Jafari TAN 28:45.34; 22, Martin Toroitich UGA 28:49.49; 23, Rui Pedro Silva POR 28:51.40; 24, David McNeill AUS 28:18.59; 25, Yuki Iwai JPN 29:24.12; Collis Birmingham AUS, Ayad Ladmassem ESP, Manuel Angel Penas ESP, Abebe Dinkesa ETH & Nicholas Kemboi QAT DNF

The first four kilometres were run at 27:40 pace, and then Masai threw in a 2:35.70 kilometre to pass halfway in 13:40.45. Three hundred metres later, Tadese took the lead, and after four laps a group of 12 had dwindled to three followers of the Eritrean – Masai, Kogo and, inevitably Bekele. The 3000m (to 8000m) took 7:57.28, and by then Kogo had been broken. The next lap took 62.1 seconds and it became a duel. In humid conditions at the 2007 World Cross Country Championships, Tadese beat Bekele, but he had never done so otherwise. The Eritrean led at the bell, but Bekele then kicked and went away to win in 26:46.31 – his fastest championship win ever. Tadese finished a magnificent second 30m behind, 50m ahead of Masai. The first 14 men either set lifetime or seasonal bests. For Bekele it was his fourth consecutive World title, equalling Gebrselassie's record, and his 12th win in 12 races over the distance. Remarkably the slowest time in Bekele's career at this point was 27:08.33, and his 12 lifetime races averaged 26:45.7, a time beaten by just 12 other athletes in the sport's history.

Daegu 2011

Straight Final (Aug 28)

1,	Ibrahim Jeylan	ETH	27:13.81
2,	Mohamed Farah	GBR	27:14.07
3,	Imane Merga	ETH	27:19.14
4,	Zersenay Tadese	ERI	27:22.57
5,	Martin Mathathi	KEN	27:23.87
6,	Peter Kirui	KEN	27:25.63
7,	Galen Rupp	USA	27:26.84
8,	Sileshi Sihine	ETH	27:34.11

9, Paul Tanui KEN 27:54.03; 10, Matt Teegenkamp USA 28:41.62; 11, Rui Silva POR 28:48.62; 12, Daniele Meucci ITA 28:50.28; 13, Stephen Mokoka RSA 28:51.97; 14, Scotty Bauhs USA 29:03.92; 15, Yuki Sato JPN 29:04.15; 16, Juan Carlos Romero MEX 29:38.38; Hasan Mahboob Ali BRN, Bayron Piedra ECU & Kenenisa Bekele ETH DNF

The biggest question in the lead up to the race was whether four-time champion Bekele would start. The great Ethiopian had been out of action for 19 months with a ruptured calf muscle. There had been several announced comebacks in that period which did not materialise, so he appeared at the start with no races to his credit in 2011. Sadly he ran off the track in the sixth kilometre having lost touch with the leaders. It was his first ever defeat at the distance.

The race was led at halfway by Kirui (13:52.51), though most of the pace setting was done by Tadese to 8000m. At this point eight were in contention, and this was whittled down to three (Farah, Merga and Jeylan) after the Briton took the lead with 600m remaining. Farah surged with 450m to go and appeared to have the beating of Merga, but Jeylan gave chase. The Briton led by five metres with half a lap remaining, but the Ethiopian continued to gain and edged in front with 25m remaining to win for victory. Jeylan's gold medal was Ethiopia's

ninth, while Farah won Britain's first ever medal in the event. The last laps of the gold and silver medalists were respectively covered in 52.7 and 53.36.

Moscow 2013

Straight Final (Aug 10)

1,	Mohamed Farah	GBR	27:21.71
2,	Ibrahim Jeylan	ETH	27:22.23
3,	Paul Tanui	KEN	27:22.61
4,	Galen Rupp	USA	27:24.39
5,	Abera Kuma	ETH	27:25.27
6,	Bedan Karoki	KEN	27:27.17
7,	Kenneth Kipkemoi	KEN	27:28.50
8,	Nguse Tesfaldet	ERI	27:29.21

9, Mohammed Ahmed CAN 27:35.76; 10, Dathan Ritzenhein USA 27:37.90; 11, Thomas Ayeko UGA 27:40.96; 12, Imane Merga ETH 27:42.02; 13, Moses Kipsiro UGA 27:44.53; 14, Cam Levins CAN 27:47.89; 15, Tsuyoshi Ugachi JPN 27:50.79; 16, Dejen Gebremeskel ETH 27:51.88; 17, Goitom Kifle ERI 27:56.38; 18, Chris Derrick USA 28:04.54; 19, Daniele Meucci ITA 28:06.74; 20, Stephen Mokoka RSA 28:11.61; 21, Suguru Osako JPN 28:19.50; 22, Timothy Toroitich UGA 28:33.61; 23, Bashir Abdi BEL 28:41.69; 24, Collis Birmingham AUS 28:44.82; 25, Yevgeniy Rybakov RUS 28:47.49; Alemu Bekele BRN, Teklemariam Medhin ERI, Robert Kajuga RWA, Polat Kemboi Arkan TUR, Yuki Sato JPN, Juan Luis Barrios MEX & Jake Robertson NZL DNF

The first lap timed by transponder in 63.32 (by Ayeko) suggested that a fast race was in store, but a second lap in the 69s set the tone for a comfortably-paced first half. Halfway was reached by Tanui in 13:50.02 by transponder (or 13:49.95 by photo-cell). Farah, who had led briefly from 2400m, was lurking in the pack. Tanui still led at 8000m (22:11.50) with Farah's training partner Rupp on his shoulder. Farah took the lead with 4½ laps to go, but the next two circuits brought only a slight pace increase. Ritzenhein went ahead briefly, passing 9000m in 24:55.58. Within 200m, Farah was in front again and picked up the tempo with a 24th lap of 60.63. At the bell, it was Farah with five others still in close contention. Tanui and Kuma were the Briton's closest chasers until 180m remained, when reigning champion Jeylan moved ominously into second place, poised to outkick Farah as he had done in 2011. This time the Briton stayed ahead with a 12.82 final 100m compared with the Ethiopian's 13.15. Farah's last lap took 54.41 by transponder (or 54.49 cell).

10,000 METRES

Multiple Medalists:

6	Hailie Gebrselassie	ETH	93-1, 95-1, 97-1, 99-1, 01-3, 03-2
4	Kenenisa Bekele	ETH	03-1, 05-1, 07-1, 09-1
3	Paul Tergat	KEN	95-3, 97-2, 99-2
	Sileshi Sihine	ETH	03-3, 05-2, 07-2
2	Hansjörg Kunze	GDR	83-3, 87-3
	Richard Chelimo	KEN	91-2, 93-3
	Khalid Skah	MAR	91-3, 95-2
	Moses Tanui	KEN	91-1, 93-2
	Assefa Mezegebu	ETH	99-3, 01-2
	Mohamed Farah	GBR	11-2, 13-1
	Ibrahim Jeylan	ETH	11-1, 13-2

Most Finals/Placings in Top Eight/Appearances:

6 Gebrselassie

National Placings:

	1	2	3	4	5	6	7	8	Points
ETH	9	5	4	3	2	2	2	1	165
KEN	3	4	6	2	6	4	5	2	146
GER	-	1	2	1	-	-	1	1	27
MAR	-	1	2	1	-	-	-	2	26
GBR	1	1	-	-	2	-	1	-	25
ERI	-	1	-	2	-	1	-	1	21
ITA	1	1	-	-	-	1	-	-	18
USA	-	-	-	1	-	1	3	2	16
POR	-	-	-	-	1	2	-	1	11
ESP	-	-	-	-	1	1	-	1	8
BRI	-	-	-	-	1	1	-	-	7
FIN	-	-	-	1	-	-	-	-	5

Men's 10,000 Metres, continued									
National Placings:									
	1	2	3	4	5	6	7	8	Points
MEX	-	-	-	1	-	-	-	-	5
OAT	-	-	-	-	-	-	-	-	5
UGA	-	-	-	1	-	-	-	-	5
TAN	-	-	-	-	1	-	-	-	4
TCH	-	-	-	-	-	1	-	-	3
GRE	-	-	-	-	-	-	1	-	2
RWA	-	-	-	-	-	-	1	-	2
NED	-	-	-	-	-	-	-	1	2
ARG	-	-	-	-	-	-	-	1	1
Totals	14	14	14	14	14	14	14	14	504

- 5, Hugh Jones GBR 2:12:54
- 6, Juma Kangaa TAN 2:13:43
- 7, Orlando Pizzolato ITA 2:14:03
- 8, Ravil Khashopov URS 2:14:41
- 9, Henrik Jørgensen DEN 2:14:58; 10, Dirk Vanderherfen BEL 2:16:42; 11, Yakov Tolstikov URS 2:16:55; 12, Martin Vrabel TCH 2:16:58; 13, Salvatore Bettiol ITA 2:17:45; 14, Mirko Vindis YUG 2:18:09; 15, Tefera Guta ETH 2:18:27; 16, Vicente Antón ESP 2:19:00; 17, Herbert Steffny FRG 2:19:24; 18, Honorato Hernández ESP 2:20:00; 19, Michael Spöttel FRG 2:20:43; 20, Graham Macky NZL 2:20:43; 21, Don Janicki USA 2:20:46; 22, Masayuki Nishi JPN 2:20:51; 23, Eloi Schleder BRA 2:21:03; 24, Marti ten Kate NED 2:22:21; 25, Kingston Mills IRL 2:22:52; 26, Yuichiro Osuda JPN 2:23:25; 27, Sam Hlawe SWZ 2:24:00; 28, Alfonso Abellán ESP 2:24:20; 29, Bigboy Matlapeng BOT 2:24:43; 30, Fumiaki Abe JPN 2:24:47; 31, Jeong Man-Hwa KOR 2:25:41; 32, Peter Maher CAN 2:26:40; 33, William Aguirre NCA 2:27:19; 34, Vitana K. Samarasinghe SRI 2:28:35; 35, José Jami ECU 2:29:04; 36, Peter Mitchell AUS 2:30:04; 37, Francis Mukuka ZAM 2:30:05; 38, Justin Gloden LUX 2:30:08; 39, Hsu Gi-Sheng TPE 2:30:31; 40, Moacir Marconi BRA 2:31:39; 41, Stanimir Nenov BUL 2:32:44; 42, Hari Singh IND 2:34:20; 43, Albert Marie Sey 2:40:48; 44, Vasilin Vasiliev BUL 2:43:14; 45, Salvador Sahabo BDI 2:43:43; 46, Chandra Bahadur Gurung NEP 2:43:54; 47, William Abrams GUY 3:12:33

Marathon Helsinki 1983

(Aug 14)

- 1, Rob de Castella AUS 2:10:03
- 2, Kebede Balcha ETH 2:10:27
- 3, Waldemar Cierpinski GDR 2:10:37
- 4, Kjell-Erik Ståhl SWE 2:10:38
- 5, Agapius Masong TAN 2:10:42
- 6, Armand Parmentier BEL 2:10:57
- 7, Gianni Poli ITA 2:11:05
- 8, Hugh Jones GBR 2:11:15
- 9, Karel Lismonet BEL 2:11:24; 10, Stig Roar Husby NOR 2:11:29; 11, Art Boileau CAN 2:11:30; 12, Juan Carlos Traspaderne ESP 2:11:34; 13, Marco Marchei ITA 2:11:47; 14, Pertti Tiainen FIN 2:12:11; 15, Juma Kangaa TAN 2:13:11; 16, Ryszard Marczak POL 2:13:20; 17, Svend Erik Kristensen DEN 2:13:34; 18, Ron Tabb USA 2:13:38; 19, Henrik Jørgensen DEN 2:14:10; 20, Joachim Truppel GDR 2:14:20; 21, Ricardo Ortega ESP 2:14:46; 22, Tommy Persson SWE 2:14:57; 23, Bruno Lefranchi SUI 2:14:58; 24, Dave Edge CAN 2:15:43; 25, Yuriy Pleshkov URS 2:15:50; 26, Øyvind Dahl NOR 2:16:02; 27, Paul Ballinger NZL 2:16:06; 28, Jürgen Eberding GDR 2:16:55; 29, Gerard Nijboer NED 2:16:59; 30, Fred Vanderveen BEL 2:17:11; 31, Trevor Wright NZL 2:17:31; 32, Mehmet Terzi TUR 2:17:56; 33, Delfim Moreira POR 2:18:27; 34, Li Hyong-Zong PRK 2:18:51; 35, Yoshihiro Nishimura JPN 2:18:56; 36, Cidalio Caetano POR 2:19:21; 37, John Skovbjerg DEN 2:19:44; 38, Jeff Coole AUS 2:20:25; 39, Benji Durden USA 2:20:38; 40, So Chang-Sik PRK 2:20:43; 41, Wilson Theleso BOT 2:21:36; 42, Hideo Kita JPN 2:21:37; 43, Baikuntha Manandhar NEP 2:21:43; 44, Henrik Sandström FIN 2:21:56; 45, Rudi Verriet NED 2:22:07; 46, Dominique Chauvelier FRA 2:23:25; 47, Djama Robleh DJI 2:24:04; 48, Gerry Helme GBR 2:25:02; 49, Samuel Hlawe SWZ 2:26:42; 50, Jan-Ivar Westlund SWE 2:27:05; 51, Carlos Carvajal CHI 2:27:30; 52, Donald Greig NZL 2:27:37; 53, Luis Tipán ECU 2:28:30; 54, Benjamin Campos Palmireno BRA 2:29:41; 55, Jan Fjaerestad NOR 2:30:58; 56, Tavares Silva POR 2:31:31; 57, Syrja Dalipi ALB 2:31:40; 58, Raymond Swan BER 2:33:20; 59, Chen Chang-Ming TPE 2:34:00; 60, Agust Thorsteinsson ISL 2:34:05; 61, José Jaime Hernández ESA 2:34:26; 62, Michael Lekhelsi LES 2:52:01; 63, Tourmane Said COM 3:03:10
- Did not finish:** Ahmet Actun TUR, Santiago de la Parte ESP, Mike Gratton GBR, Gerhard Hartmann AUT, Yair Karni ISR, Koshiro Kawaguchi JPN, Louis Kenny IRL, Alfredo Maravilla ARG, Ed Mendoza USA, Giampaolo Messina ITA, Dereje Nedi ETH, Peter Quance CAN, Ahmed Salah DJI, Ralf Salzmann FRG, Carlos Victorino MEX, Antonio Villanueva MEX, Grenville Wood AUS & Martti Kiihloima FIN
- Did not start:** Ramón López PAR

Two of the world's three best marathon runners – Lopes and Salazar – opted for the 10,000, leaving Commonwealth Champion de Castella as the favourite. The racing began at around 26Km when three Africans, Masong, Balcha and Robleh, opened up a gap of about 100m. The break was not decisive and by 30Km the trio were caught by the chasing pack of 20. De Castella moved to the front on an uphill section at 35Km. Only Balcha could follow and the two were 100m clear at 37Km. "Deek" struck again on another hill and dropped Balcha three kilometres from home. He won by 24 seconds from the Ethiopian, who became one of only three Africans to win a medal in Helsinki.

The bronze went to two-time Olympic Champion Cierpinski, who outsprinted the Swedish veteran Ståhl after the two had entered the stadium together.

Rome 1987

(Sep 6)

- 1, Douglas Wakiihuri KEN 2:11:48
- 2, Ahmed Salah DJI 2:12:30
- 3, Gelindo Bordin ITA 2:12:40
- 4, Steve Monaghan AUS 2:12:49

Did not finish: Bruno Lefranchi SUI, Samu Samuelu SAM, Djama Robleh DJI, Policarpio Calizaya BOL, Robert de Castella AUS, Christos Papachristos GRE, Mostafa El Nechadhi MAR, Dan Girmes USA, Geoff Smith GBR, Abebe Mekonnen ETH, James Walker GUM, Jorge Yeber ARG, Delfim Moreira POR, Ralf Salzmann FRG, Martti Vainio FIN, Mehmet Terzi TUR, Alain Lazare FRA & Dave Gordon USA

Did not start: Boguslaw Psujek POL & Allan Zachariassen DEN

One of the biggest surprises of the championships was the performance of Japanese-based Kenyan Wakiihuri. He was one of a group of 18 which formed in pursuit of the early leader Maher. In 83% humidity, the Canadian raced through the first half of the race in 65:37 but thereafter the chasers began to gain. The pack, down to six, caught the Canadian at 28Km. Wakiihuri, Salah and Moneghetti broke away after 35Km, before a 15:13 split by the Kenyan gave him a winning lead of 30 seconds.

Tokyo 1991

(Sep 1)

- 1, Hiromi Taniguchi JPN 2:14:57
- 2, Ahmed Salah DJI 2:15:26
- 3, Steve Spence USA 2:15:36
- 4, Jân Huruk POL 2:15:47
- 5, Futoshi Shinohara JPN 2:15:52
- 6, Salvatore Bettiol ITA 2:15:58
- 7, Maurilio Castillo MEX 2:16:15
- 8, Gelindo Bordin ITA 2:17:03
- 9, Tekeye Gebreselassie ETH 2:18:37; 10, Konrad Döbler GER 2:19:01; 11, Steve Moneghetti USA 2:19:18; 12, Sam Carey GBR 2:20:02; 13, Peter Maher CAN 2:20:31; 14, Diego Garcia ESP 2:21:16; 15, Dominique Chauvelier FRA 2:21:37; 16, Tönne Dirks NED 2:22:17; 17, Elphas Gindirza SWZ 2:22:43; 18, Stephan Freigang GER 2:23:13; 19, Kim Won-Tak KOR 2:23:14; 20, Dave Buzza GBR 2:23:24; 21, Vladimir Bukhanov URS 2:24:26; 22, Motsemme Kgaotsang BOT 2:25:28; 23, Kim Reymierse ARU 2:26:50; 24, Martin Vrabel TCH 2:26:56; 25, Gian Luigi Macina SMR 2:28:40; 26, Steve Taylor USA 2:29:09; 27, Myint Kan MYA 2:29:14; 28, William Aguirre NCA 2:29:35; 29, Aleksandr Vychuzhanin URS 2:32:37; 30, Alberto Cuba CUB 2:32:57; 31, Krishna Bahadur Basnet NEP 2:33:13; 32, Ng Fai Yeung HKG 2:34:26; 33, Freddy Lujan BOL 2:36:54; 34, Hsu Gi-Sheng TPE 2:37:20; 35, Roland Wille LIE 2:48:12; 36, Abdillah Solihli COM 2:56:36
- Did not finish:** Alessio Faustini ITA, Nivaldo Vieira BRA, Juan Francisco Romero ESP, Simon Mrashani TAN, Ahmed Al Hamshani JOR, Manuel Matias POR, Laurencio Beserra BRA, Faaseale Fuaali SAM, Alfredo Shangana TAN, Jorg Peter GER, Jean-Luc Assamat FRA, Ake Eriksson SWE, Antoni Niemczak POL, Takeyuki Nakayama JPN, Brad Hudson USA, Abebe Mekonnen ETH, Danny Boltz SUI, Manny Lolin MHL, Kim Wan-Ki KOR, Mohamed Selimi ALG, Tesfayi Dadi ETH, Joaquin Pinheiro POR, Yakov Tolstikov URS & Carlos Ayala MEX

Even though the race started at 06:00, the temperature was 26° with 73% humidity. It was not surprising that victory went to a runner from the host nation, and therefore familiar with such conditions.

Taniguchi was one of three Japanese in the leading group of 13 which passed halfway in 66:25. He surged at 30Km, taking with him only Shinohara and Huruk. The pace slowed, allowing the Italian pair of Bordin and Bettiol to join the leaders. Bordin, the Olympic Champion, went in front at 33Km, but was soon replaced first by Shinohara then Taniguchi. After 36Km, Taniguchi made another move which was covered by Shinohara, Salah and Huruk.

The 31 year-old Taniguchi, his face contorted in pain, was able to surge yet again at 38Km. It proved to be the winning break. Salah repeated his 1987 silver, while the bronze went to the fast-finishing American Spence, who was only 26th at halfway.

Stuttgart 1993

(Aug 14)

1,	Mark Plaatjes	USA	2:13:57
2,	Lucketz Swartbooi	NAM	2:14:11
3,	Bert van Vlaanderen	NED	2:15:12
4,	Kim Jae-Ryong	KOR	2:17:14
5,	Tadao Uchikoshi	JPN	2:17:54
6,	Konrad Doblér	GER	2:18:28
7,	Boniface Merande	KEN	2:18:52
8,	Aleksey Zhelonkin	RUS	2:18:52
9,	Tahar Mansouri TUN 2:18:54; 10, Peter Maher CAN 2:19:26; 11, Simon Robert Naal TAN 2:19:30; 12, Kurt Stenzel GER 2:19:53; 13, Steve Jones GBR 2:20:04; 14, Chang Ki-Shik KOR 2:20:40; 15, Said Ermili MAR 2:22:17; 16, Hitoshi Satome JPN 2:22:17; 17, Elphas Ginzinda SWZ 2:23:00; 18, Cihangir Demirel TUR 2:23:02; 19, Mirko Vindiš SLO 2:23:31; 20, Muhamet Nazipov RUS 2:24:07; 21, Juma Ikgangaa TAN 2:24:23; 22, Vladimir Kotov BEL 2:24:26; 23, Sid-Ali Sakhrī ALG 2:24:35; 24, Raf Wijns BEL 2:25:30; 25, Dominique Chauvelier FRA 2:27:26; 26, Art Boleau CAN 2:27:30; 27, Alejandro Aros CHI 2:27:56; 28, Roy Dooney IRL 2:28:04; 29, Petr Pipá SVK 2:28:05; 30, Harri Hanninen FIN 2:28:07; 31, Igor Salaman SLO 2:28:56; 32, Omar Abdillahi DJI 2:29:28; 33, Chad Bennion USA 2:29:37; 34, Tena Negere ETH 2:29:46; 35, Martin Vrabel SVK 2:30:37; 36, Moses Matabane LES 2:30:40; 37, Hsu Gi-Sheng TPE 2:30:56; 38, Negash Dube ETH 2:33:03; 39, Alberto Cuba CUB 2:34:26; 40, Kuruppu Karunarathne SRI 2:34:47; 41, Takeharu Honda JPN 2:37:48; 42, Mothusi Tsiana BOT 2:42:10; 43, Ng Fai Yeung HKG 2:55:17		
Did not finish: Chaduki Achour ALG, Leszek Beblo POL, Salvatore Bettiol ITA, Thierry Constantin SUI, Artur Castro BRA, Paul Evans GBR, Eldadio Fernández PAR, Peter Fonseca CAN, Stephan Freigang GER, Derek Froude NZL, Marnix Goegebeur BEL, Slawomir Gurny POL, Brad Hudson USA, Bertrand Itswere FRA, Abebe Mekonnen ETH, Willie Mtolo RSA, Thomas Robert Naali TAN, Cosmas Ndeti KEN, Malcolm Norwood AUS, Carlos Patricio POR, Joaquim Pinheiro POR, Fred Schumann GUM, Mohamed Selmī ALG, Juan Torres ESP, John Vermeule NED & Roland Willie LIE			
Did not start: David Lewis GBR			

The race developed into a two-way battle between two runners with South African origins, Namibia's Swartbooi and Plaatjes, who was born in Johannesburg but became an American citizen in July 1992. The Namibian, third in the Boston marathon the previous April, made a decisive break at 25Km. By 30Km he had a lead of almost one minute. At this point Plaatjes was running conservatively in the second chasing pack, but he improved to catch the group behind Swartbooi at 35Km. He was still 90 seconds behind the leader but closing. At 40Km he could see the Namibian, and it was only after another kilometre that he felt he could catch the leader. This he did with just 1000m remaining. "I felt horrible passing Lucketz," said Plaatjes. "He did so much work and was brave to take the race out and destroy the field."

Gothenburg 1995

(Aug 12)

1,	Martin Fiz	ESP	2:11:41
2,	Dionisio Cerón	MEX	2:12:13
3,	Luiz dos Santos	BRA	2:12:49
4,	Peter Whitehead	GBR	2:14:08
5,	Alberto Juzgado	ESP	2:15:29
6,	Diego Garcia	ESP	2:15:34
7,	Richard Nerurkar	GBR	2:15:47
8,	Steve Moneghetti	AUS	2:16:13
9,	Andrés Espinosa MEX 2:16:44; 10, Steve Plascencia USA 2:16:56; 11, Bruce Deacon CAN 2:16:58; 12, Yuji Nakamura JPN 2:17:30; 13, Oleg Strizhakov RUS 2:17:50; 14, Konrad Doblér GER 2:18:09; 15, Isidro Rico MEX 2:18:29; 16, Ikaji Salum TAN 2:18:39; 17, Daisuke Tokunaga JPN 2:19:53; 18, Erick Wainaina KEN 2:19:53; 19, Terje Næss NOR 2:20:06; 20, Abdellah Zerdal MAR 2:20:10; 21, Ed Eyestone USA 2:20:17; 22, Lee Bong-ju KOR 2:20:31; 23, John Andrews AUS 2:20:32; 24, Tahar Mansouri TUN 2:20:44; 25, Ahmed Salah DJI 2:20:50; 26, Elphas Ginzinda SWZ 2:21:01; 27, Michael Mukoma KEN 2:21:08; 28, Joseph Tiftjunga NAM 2:21:57; 29, Turbo Turo ETH 2:22:01; 30, Harri Hanninen FIN 2:22:43; 31, Omar Abdillahi DJI 2:23:26; 32, Martin Ndlovhi RSA 2:23:42; 33, Luca Barzaghi ITA 2:23:51; 34, John Mwachui SWZ 2:24:01; 35, Roman Kejzar SLO 2:24:10; 36, Isaac Tshabalala RSA 2:24:42; 37, Stephen Langat KEN 2:25:49;		

38, Hsu Gi-sheng TPE 2:25:55; 39, Dominique Chauvelier FRA 2:27:30; 40, Nazridin Akybekov KGZ 2:27:44; 41, Toshiaki Kurabayashi JPN 2:28:57; 42, William Aguirre NCA 2:29:54; 43, Juma Ikgangaa TAN 2:30:53; 44, Eduard Tukhbatullin RUS 2:31:19; 45, Matthews Temane RSA 2:31:24; 46, Idris Ibrahim SWE 2:31:31; 47, Abebe Mekonnen ETH 2:32:35; 48, Mothusi Tsiana BOT 2:33:03; 49, Pavel Loskutov EST 2:33:42;
50, Jean Marie Géhin FRA 2:34:10; 51, Mimoun Lamhajar MAR 2:35:17; 52, Sean Quilty AUS 2:37:01; 53, Islam Dugum BIL 2:38:37
Did not finish: Kent Jensen DEN, Paul Pilkington USA, Tena Negere ETH; Peter Maher CAN; Paul Kueté CMR, Abdellah Sbaïti MAR, Pamenos Ballantyne STV, Boay Akonay TAN, Mark Hudspith GBR, Antonio Vicente Neto BRA, Laurentiu Staicu ROU, Rainer Wachenbrunner GER, Sid-ali Sakhrī ALG, Karel David CZE, Asaf Birno ISR, Åke Eriksson SWE, Luigi Di Lello ITA, Joaquim Silva POR, Aleksandr Vychuzhanin RUS, Yayah Aden DJI, Valdenor dos Santos BRA, Borislav Dević YUG, Joaquim Pinheiro POR, Paulo Makhoahle LES & Kim Yong-bok KOR

The race started slowly at 14:00, virtually the hottest part of the day (26°C). The first 5Km was completed in 16:08 and Tanzania's Akonay led through 10Km in 31:59 and 15Km in 47:13. Turbo passed halfway in 66:54, but the first serious break came at 27Km, when Santos moved into a lead of 30m. Cerón was second with European champion Fiz third plus Whitehead, Nerurkar and Juzgado.

Cerón and Fiz were in front at 30Km, with Santos safe in third place. The Mexican broke clear at 38Km and seemed to be heading for victory until Fiz made his move approaching 40Km. His 5Km to that point took just 14:48 and he strode past the Mexican to win by 32 seconds. It was his fourth victory in five marathons.

"When Cerón sped up I had to let him go," said the winner, "but I never gave up." Having forgotten his own kit, Fiz ran in a vest borrowed from 20Km walk medalist Valenti Massana.

Athens 1997

(Aug 10)

1,	Abel Antón	ESP	2:13:16
2,	Martin Fiz	ESP	2:13:21
3,	Steve Moneghetti	AUS	2:14:16
4,	Danilo Goffi	ITA	2:14:47
5,	Luiz dos Santos	BRA	2:15:31
6,	Fabian Roncero	ESP	2:16:53
7,	Giacomo Leone	ITA	2:17:16
8,	Azzedine Sakhrī	ALG	2:17:44
9,	Eduard Tukhbatullin RUS 2:17:44; 10, Antonio Rodrigues POR 2:17:54; 11, Philippe Rémond FRA 2:18:19; 12, Xollie Yawa RSA 2:18:37; 13, Dave Scudamore USA 2:18:41; 14, Willy Kalombo COD 2:19:18; 15, José Manuel García ESP 2:19:31; 16, Bruce Deacon CAN 2:20:29; 17, David Juzgado GBR 2:20:34; 18, José Molina CRC 2:20:55; 19, Nikolaos Polias GRE 2:21:03; 20, El Mostafa Damaoui MAR 2:21:05; 21, Ahmed Hussein ETH 2:21:08; 22, Akira Manai JPN 2:21:23; 23, Vanderlei de Lima BRA 2:21:48; 24, Omar Daher DJI 2:21:57; 25, Shinji Kawashima JPN 2:22:33; 26, Baek Seung-Do KOR 2:22:40; 27, Sean Quilty AUS 2:23:10; 28, João Lopes POR 2:23:15; 29, Jean Monciaux FRA 2:23:19; 30, Francesco Ingaroliola ITA 2:23:30; 31, Stéphane Franke GER 2:23:53; 32, Karel David CZE 2:24:42; 33, Adam Motlagale RSA 2:24:49; 34, Katsuhiko Hanada JPN 2:25:00; 35, Max Wenisch AUT 2:25:12; 36, Osirio Silva BRA 2:25:37; 37, Antonio Zeferino CPV 2:25:56; 38, Dominique Chauvelier FRA 2:26:06; 39, Abner Chipu RSA 2:26:06; 40, Takahiro Hattori JPN 2:26:33; 41, Valdenor dos Santos BRA 2:27:12; 42, Girma Daba ETH 2:27:30; 43, Sergio Jiménez MEX 2:27:30; 44, Pascal Zilliox FRA 2:27:50; 45, Knut Hegvold NOR 2:27:54; 46, Klaus Peter Hansen DEN 2:28:29; 47, Terje Næss NOR 2:29:04; 48, Pavel Loskutov EST 2:29:10; 49, Jean-Paul Gahimbare BDI 2:30:56;		
50, Luis Martinez GUA 2:31:11; 51, Hsu Gi-Sheng TPE 2:31:31; 52, Woliye Jara ETH 2:31:44; 53, Ray Boyd AUS 2:32:07; 54, Sid-Ali Sakhrī ALG 2:34:26; 55, Molatthei Segobaeto BOT 2:34:47; 56, Dan Held USA 2:35:19; 57, Eder Moreno BRA 2:36:14; 58, Koji Shimizu JPN 2:37:11; 59, Asaf Birno ISR 2:37:45; 60, Mpaakelets Septhali LES 2:38:37; 61, Isaac Simeleane SWZ 2:40:32; 62, Marco Ochoa USA 2:44:21; 63, Jon Warren USA 2:45:56; 64, Marcos Juárez GUA 2:55:14; 65, Emilio Velásquez GUA 2:56:07; 66, Sergey Zabavskiy TJK 3:02:49; 67, Alain Nkulu COD 3:08:32; 68, Zebedayo Bayo TAN 3:11:19; 69, Rod De Hignien AUS 3:14:44; 70, Enro Peters GUY 3:14:30			
Did not finish: Sophuou Vanh CAM, Patrick Niamwbe COD, Yayah Aden DJI, Abdillahi Boun DJI, Diego Garcia ESP, Alberto Juzgado ESP, Moges Taye ETH, Turbo Turo ETH, Bruno Léger FRA, Dale Rixon GBR, Spyros Andriopoulos GRE, Panayiotis Haramis GRE, Yiorgos Karayiannis GRE, Ioannis Perifanos GRE, Marcello Curioni ITA, Vincenzo Modica ITA, Mbarak Hussein KEN, William Koech KEN, Cosmas Ndeti KEN, Chang Ki-Shik KOR, Salah Oqatche MAR, Abdelkader El Mouaziz MAR, Isidoro Rio MEX, Andrés Espinosa MEX, Benjamin Paredes MEX, Faustino Reynoso MEX, Trpe Martinovski MKD, Lucketz Swartbooi NAM, Joseph Tiftjunga NAM, Antonio Pinto POR, Paulo Catarino POR, Vitor Vasco POR, Abel Mokibe RSA, Lawrence Peur RSA, Petro Meta TAN, Francis Naal TAN, Don Janicki USA & Ruben Maza VEN			
Did not start: Darren Wilson AUS, Marco A. Condori BOL			

Fiz came close to becoming the first marathoner to retain a world title but had to concede to the superior finishing powers of his compatriot Antón, a man who has run 1500m in 3:37.5. It was another Spaniard, Roncero, who led at halfway in 67:08, the hot weather and severity of the historic Marathon to Athens course ensuring times would not be fast. At that point Fiz and Antón shared fourth place in 67:15 but they drew clear of the field in the 29th kilometre. Fiz tried all he could to shake off his opponent, but Antón, the reigning European 10,000m champion running only his third marathon (having won the previous two), easily outstrided him over the final 500m. With Roncero finishing sixth Spain won the World Cup team race held in conjunction. Moneghetti, contesting his fifth World Championships, collected his first medal in third place.

IAAF World Marathon Cup (5 to run, 3 to score)

1, Spain	6:43:30	
2, Italy	6:55:33	
3, Brazil	7:02:56	
4, France	7:07:44	
5, Japan	7:08:56	
6, South Africa	7:09:32	
7, Australia	7:09:33	
8, Ethiopia	7:20:22	
9, United States	7:38:21; 10, Guatemala	8:22:32

Damaoui was about a minute clear of the main contenders at halfway in 67:24 only to be caught at 27 kilometres. Sato then built up a big lead by 35 kilometres ahead of Modica, Antón and Biwott. During the 38th kilometre, first Modica then Antón, dropped Biwott, and then Antón on his own spurred away in pursuit of Sato, whom he caught and passed approaching 39 kilometres. Covering the second half in an exceptional 65:10, he won by 27 seconds from Modica with Sato third. His time of 2:13:36 was impressively fast in the heat of the evening. Italy and Japan each had three men in the top ten, finishing in that order on aggregate times in the concurrent World Cup competition.

IAAF World Marathon Cup (5 to run, 3 to score)

1, Italy	6:45:16
2, Japan	6:45:42
3, Ethiopia	6:50:11
4, South Africa	6:52:38
5, Spain	6:56:33
6, United States	7:03:14
7, France	7:05:51
8, Mexico	7:19:46
9, Australia	7:40:56

Seville 1999

(Aug 28)

1, Abel Antón	ESP	2:13:36																																																																																																																	
2, Vincenzo Modica	ITA	2:14:03																																																																																																																	
3, Nobuyuki Sato	JPN	2:14:07																																																																																																																	
4, Luis Novo	POR	2:14:27																																																																																																																	
5, Danilo Goffi	ITA	2:14:50																																																																																																																	
6, Atsushi Fujita	JPN	2:15:45																																																																																																																	
7, Koji Shimizu	JPN	2:15:50																																																																																																																	
8, Martin Fisi	ESP	2:16:17																																																																																																																	
9, Simon Biwott	KEN	2:16:20; 10, Daniele Cairmi	ITA	2:16:23; 11, Gezahegn Abera	ETH	2:16:42; 12, Gemechu Kebede	ETH	2:16:44; 13, Amehesse Tolossa	ETH	2:16:45; 14, El Mostafa Damaoui	MAR	2:16:49; 15, Gert Thys	RSA	2:17:13; 16, Simon Mphulanyane	RSA	2:17:38; 17, Makhosonke Fika	RSA	2:17:47; 18, Akira Manai	JPN	2:17:56; 19, Jean-Pierre Monciaux	FRA	2:18:07; 20, Roberto Barbi	ITA	2:18:13; 21, Hyung Jae-Hyung	KOR	2:18:19; 22, Nikólaos Polías	GRE	2:18:27; 23, Mohamed Ouadi	FRA	2:18:45; 24, Rod De Haven	USA	2:19:06; 25, Giovanni Ruggiero	ITA	2:19:34; 26, Eddy Hellebuyck	USA	2:20:18; 27, Bruce Deacon	CAN	2:20:25; 28, Alfred Shemweta	SWE	2:20:27; 29, Steve Moneghetti	AUS	2:20:32; 30, Belaye Wolahse	ETH	2:21:04; 31, Jillo Dube	ETH	2:23:04; 32, Anders Szalkai	SWE	2:23:18; 33, Azzedine Sakhrí	ALG	2:23:39; 34, Jonathan Hume	USA	2:23:50; 35, Valeriu Vlas	MDA	2:24:22; 36, Tadayuki Ojima	JPN	2:24:29; 37, John Monyato	RSA	2:25:03; 38, Juan Camacho	MEX	2:25:18; 39, Antonio Zeferino	CPV	2:26:03; 40, Alejandro Gómez	ESP	2:26:40; 41, Faustino Reynoso	MEX	2:26:57; 42, Alejandro Cruz	MEX	2:27:31; 43, Rachid Altbensalem	MAR	2:27:51; 44, Mohamed Guennani	FRA	2:28:59; 45, Vicente Chura	PER	2:29:27; 46, Abner Chih	RSA	2:29:51; 47, Steve Swift	USA	2:30:04; 48, Pat Carroll	USA	2:31:26; 49, Mwenze Kalombo	COD	2:31:55; 50, Javier Cortés	ESP	2:32:06; 51, Sergey Zabavskiy	TJK	2:32:22; 52, Andrey Gordeyev	BLR	2:33:09; 53, Mpakelata Sephall	LES	2:33:21; 54, William Ramirez	COL	2:36:18; 55, Zvade Vodage	ISR	2:36:19; 56, Luke Magongo	SZW	2:38:26; 57, Andrew Smith	GUY	2:39:45; 58, Lwan Thu	MYA	2:45:34; 59, Georges Richmond	PYF	2:45:36; 60, Tpe Martinovskí	MKD	2:48:36; 61, Sean Quilty	AUS	2:48:58; 62, Omar Moussa	Bouh	DJI	2:52:33; 63, Daviano Aviles	MEX	2:53:24; 64, Richard Rodriguez	ARU	2:53:51; 65 To Rithya	CAM	2:59:20

Did not finish: Shaun Creighton AUS, Ngoie Niambwe COD, Mohamed Ali Abdi DJI, Omar Daher Ghadid DJI, Antonio Peña ESP, Fabián Roncero ESP, Luis Soares FRA, Philippe Rémond FRA, Manukau Teuribaki KIR, Vilayphan Phachansith LAO, Abdelfattah Aitzouri MAR, Antonio Salvador POR, Roman Kejzar SLO, Zebedayo Bayo TAN & Keith Brantly USA

At 36 years and 308 days, Antón became the oldest IAAF World Championships gold medalist in a running event, and joined Abebe Bikila and Waldemar Cierpinski as the only marathon men to have won a second global title. Since outkicking his Spanish colleague Fiz for the world title in Athens, Antón had experienced his ups and downs: 4th in 1997 Fukuoka (2:10:27), 1st in 1998 London (personal best of 2:07:57), non-finisher 1998 New York, 3rd 1999 London (2:09:41). But on home soil in Seville (his first ever marathon in Spain) he was backed to vintage form.

Edmonton 2001

(Aug 3)

1, Gezahegne Abera	ETH	2:12:42																																																																																																																															
2, Simon Biwott	KEN	2:12:43																																																																																																																															
3, Stefano Baldini	ITA	2:13:18																																																																																																																															
4, Tesfaye Tola	ETH	2:13:58																																																																																																																															
5, Shigeru Aburaya	JPN	2:14:07																																																																																																																															
6, Abdelkader El Mouaziz	MAR	2:15:41																																																																																																																															
7, Tesfaye Jifar	ETH	2:16:52																																																																																																																															
8, Yoshiteru Morishita	JPN	2:17:05																																																																																																																															
9, Takayuki Nishida	JPN	2:17:24; 10, Simeretu Alemayehu	ETH	2:17:35; 11, Giacomo Leone	ITA	2:17:54; 12, Atsushi Fujita	JPN	2:18:23; 13, Benoit Zwierzchewski	FRA	2:18:29; 14, Ian Syster	RSA	2:19:38; 15, Oscar Fernández	ESP	2:19:45; 16, Hakim Bagy	FRA	2:20:43; 17, Alberico Di Cecco	ITA	2:20:44; 18, Aleksandr Kuzin	UKR	2:21:26; 19, Benjamin Paredes	MEX	2:22:07; 20, Asaf Birno	ISR	2:22:36; 21, Andrés Espinosa	MEX	2:23:06; 22, Lim Jin-Soo	KOR	2:23:16; 23, Nick Harrison	USA	2:23:24; 24, Antonio Peña	ESP	2:23:29; 25, Pamenos Ballantyne	VIN	2:24:36; 26, Kenichi Takahashi	JPN	2:24:41; 27, Franklin Tenorio	ECU	2:25:15; 28, Lucketz Swartbooi	NAM	2:25:40; 29, Kamei Ziani	ESP	2:25:43; 30, Thabiso Moqhali	LES	2:25:44; 31, Mykola Rudyk	UKR	2:26:04; 32, Diego Colorado	COL	2:26:13; 33, Ahmed Adam Saleh	QAT	2:26:32; 34, Larbi Zéroual	FRA	2:26:45; 35, Josh Cox	USA	2:26:52; 36, Rod de Highden	USA	2:27:42; 37, Julio Rey	ESP	2:27:59; 38, Eddy Hellebuyck	USA	2:28:01; 39, Anders Pál Szalkai	SWE	2:28:33; 40, Magnus Michelsson	AUS	2:28:36; 41, Francisco Javier Cortés	ESP	2:28:48; 42, Steve Bohan	CAN	2:29:22; 43, Ernest Ndjissiou	CAM	2:29:25; 44, Tesfit Berhe	ERI	2:29:50; 45, Francisco Bautista	MEX	2:29:56; 46, Bruce Deacon	CAN	2:30:22; 47, Vasily Medvedev	UZB	2:30:28; 48, Mike Dudley	USA	2:30:45; 49, Vasilios Zabelis	GRE	2:31:34; 50, Andrey Naumov	UKR	2:31:42; 51, António Zeferino	CPV	2:32:46; 52, Kim Gillard	AUS	2:33:11; 53, Rafael Yax	GUA	2:33:21; 54, Kim Yi-Yong	KOR	2:33:28; 55, Isaac Garcia	MEX	2:33:32; 56, Alfredo Arévalo	GUA	2:34:16; 57, Gregorio Dominguez	MEX	2:35:15; 58, Jean Paul Niyonsaba	BDI	2:35:43; 59, Djuro Kodzo	BH	2:35:47; 60, Zigmund Zilberstein	GEB	2:36:01; 61, Kopamaki Pekle	LES	2:36:24; 62, Juan Ramos	GUA	2:37:15; 63, Honest Mutsakani	ZIM	2:37:44; 64, Oliver Utting	CAN	2:39:53; 65, Nestor Jami	ECU	2:41:18; 66, Abdellah Bêhar	FRA	2:41:42; 67, Labane Nkete	RSA	2:42:21; 68, Sergey Zabavskiy	TJK	2:42:22; 69, José Jami	ECU	2:42:23; 70, Leonardo Vieira	Guedes	BRA	2:43:11; 71, Christian Marmen	CAN	2:44:44; 72, Fraser Bertram	CAN	2:45:10

Did not finish: Azzedine Sakhrí ALG, Fekadu Degenfu ETH, Mohammed Ezzher FRA, Theodoros Zächos GRE, Elson Williams GUY, Giovanni Ruggiero ITA, Samson Kandie KEN, Josephat Kiprono KEN, Arkady Tolstyn KGZ, Lee Bong-ju KOR, Abdelfattah Aitzouri MAR, Luis Novo POR, Josiah Beme RSA, Gert Thys RSA, Matthias Ntawukulu RWA, Roman Kejzar SLO, Ahmed Hassan SOM, Abukar Mohammed SOM, Stephen Bwire TAN, Ronnie Hollasie TTO, Khalid Khannouchi USA, David Morris USA & Elijah Mutandiro ZIM

Did not start: Emiliano Lemus HON, Pedro Jiménez HON, Percy Sephoda LES, Mustapha Riad MAR & Josiah Thugwane RSA

Disqualified: Roberto Barbi ITA (40.1) (2:35:55)

The organisers had the novel idea to stage the race in conjunction with the opening ceremony, and they were rewarded with the greatest finish ever to a championship marathon. Unfortunately for the runners, August 3 was the hottest day so far in Edmonton in 2001. Even at the 6:45pm start, the temperature was 28°C.

Trinidad's Ronnie Holassie led for 55 minutes before being caught before halfway (66:59) and dropping out. London marathon winner El Mouaziz took up the pace and held a lead of around nine seconds at 30Km from Abera, Biwott, Baldini, Tola and Aburaya. The course then featured a climb up from the North Saskatchewan River, during which El Mouaziz was caught.

After two hours of running, Abera surged and dropped all but Biwott. Thrillingly, the two entered the stadium together with Biwott just ahead. The pair had 300m to run and Abera kicked with 200m to go. Biwott didn't fold and chased closely, but it was the Ethiopian who reached the finish line a second in front, covering the last 300m in 44.7. He therefore became the first man to simultaneously hold Olympic and World marathon titles.

IAAF World Marathon Cup (5 to run, 3 to score)

1, Ethiopia	6:43:32
2, Japan	6:48:36
3, Italy	6:51:56
4, France	7:05:57
5, Spain	7:08:57
6, Mexico	7:15:09
7, Ukraine	7:19:12
8, Australia	7:19:42
9, United States 7:25:38; 10, Canada 7:39:37; 11, Guatemala 7:44:52; 12, Ecuador 7:48:56	

Paris 2003

(Aug 30)

1, Jaouad Gharib	MAR	2:08:31
2, Julio Rey	ESP	2:08:38
3, Stefano Baldini	ITA	2:09:14
4, Alberto Chaïga	POR	2:09:25
5, Shigeru Aburaya	JPN	2:09:26
6, Daniele Caimmi	ITA	2:09:29
7, Ian Syster	RSA	2:10:17
8, Michael Kosgei Rotich	KEN	2:10:35
9, Hendrick Ramaala RSA 2:10:37; 10, Atsushi Sato JPN 2:10:38; 11, Lee Bong-Ju KOR 2:10:38; 12, Tsuyoshi Ogata JPN 2:10:39; 13, Rachid El Ghanmouni MAR 2:10:56; 14, Viktor Röthlin SUI 2:11:14; 15, Samson Ramadhani TAN 2:11:21; 16, José Manuel Martínez ESP 2:11:31; 17, Lee Troop AUS 2:11:46; 18, Rachid Ziar ALG 2:11:58; 19, Ambesse Tolossa ETH 2:12:19; 20, Luc Krotwaar NED 2:12:28; 21, Koji Shimizu JPN 2:13:19; 22, Alberico Di Cecco ITA 2:13:36; 23, Ruggero Pertile ITA 2:13:45; 24, Nikólaos Políás GRE 2:13:53; 25, Larbi Zéroual FRA 2:14:29; 26, Ashebir Demissie ETH 2:14:32; 27, Asaf Birmo ISR 2:14:52; 28, Juan Carlos Cardona COL 2:14:52; 29, Joachim Nshimirimana BDI 2:14:57; 30, Gert Thys RSA 2:15:00; 31, Al-Mustafa Riyadhi BRN 2:15:20; 32, Kevin Collins USA 2:15:38; 33, Karl Johan Rasmussen NOR 2:16:00; 34, Hakim Bagy FRA 2:16:06; 35, Andrew Letherby AUS 2:16:12; 36, Toni Bernadó AND 2:16:19; 37, Ahmed Adam Saleh QAT 2:16:31; 38, Khalid Skah MAR 2:16:34; 39, Clint Verran USA 2:16:42; 40, Lee Myong-Seun KOR 2:16:46; 41, Rod de Hightden AUS 2:16:56; 42, Philippe Rémond FRA 2:17:35; 43, Terefa Dawit ETH 2:17:53; 44, Yusuf Zepak TUR 2:18:02; 45, Ernest Ndjissipou CAF 2:18:06; 46, Mtyahar Echchadi MAR 2:18:12; 47, Keith Downing USA 2:18:17; 48, Alberto Juzgado ESP 2:18:34; 49, Mathias Nantwuluka RWA 2:18:44; 50, José Ernani Palalía MEX 2:20:03; 51, Nick Harrison AUS 2:20:16; 52, Ji Young-Jun KOR 2:20:21; 53, Migdio Bourifa ITA 2:21:12; 54, Carlos Grisales COL 2:22:34; 55, Shams Nankervis AUS 2:23:12; 56, Vasily Medvedev UZB 2:23:39; 57, Foad Abubaker QAT 2:23:40; 58, Julian Berrio COL 2:24:03; 59, Roman Kejzar SLO 2:24:20; 60, Driss El Himier FRA 2:24:23; 61, Jumah Omar Al-Noor QAT 2:24:33; 62, John Nada Saya TAN 2:25:49; 63, Ser-Ord Bat-ochir MGL 2:26:39; 64, Jimmy Heard USA 2:26:59; 65, Jussi Utraiinen FIN 2:29:03; 66, Javier Cortés ESP 2:29:53; 67, Mpesela Nlot'souo LES 2:30:44; 68, Sokhibjan Sharipov TJK 2:31:29; 69, Carlos Almeida CPV 2:33:31		
Did not finish: João N'Tyamba ANG, Omar Daher DJI, Alejandro Gómez ESP, Gezahegn Abera ETH, Moges Taye ETH, Tereje Wodajo ETH, Matt O'Dowd GBR, Ayele Setegne ISR, Chris Cheboiboch KEN, Frederick Cherono KEN, William Kiplagat KEN, Ambrose Makau KEN, Kim Yi-Yong KOR, El Mostafa Damaoui MAR, Tobias Hiskia NAM, Ezael Thlbo RSA, Josiah Thugwane RSA, Zebedayo Bayo TAN, Kemal Tuvakuliyev TKM & Ryan Shau USA		

The race started at the historic Hôtel de Ville in the centre of Paris. Happily the temperature (18°C) was considerably cooler than earlier in the week. The pace (64:45 at halfway) was quick by championship marathon standards, yet a huge pack were in contention at 30Km though not the defending champion Abera, who dropped out injured. In the 32nd kilometre Gharib broke away along with 2:06:33 man Rotich.

European silver medallist Rey tracked the two Africans and moved into second place when Rotich surprisingly fell back. Edmonton bronze medallist Baldini moved into third place after 40K. The leading pair entered the stadium tunnel together, but on their emergence Gharib had pulled away. He ran the second half of the race in 63:45 and his winning time of 2:08:31 was not only a championship record but the fastest-ever summer marathon. It was a pitiful race for Ethiopia and Kenya, with a total of seven non-finishers between those two distance running superpowers.

IAAF World Marathon Cup (5 to run, 3 to score)

1, Japan	6:30:43
2, Italy	6:32:19
3, South Africa	6:35:54
4, Morocco	6:36:01
5, Spain	6:38:43
6, Ethiopia	6:44:44
7, Australia	6:44:54
8, Korea	6:47:45
9, France 6:48:10; 10, United States 6:50:37; 11, Colombia 7:01:29; 12, Qatar 7:04:44	

Helsinki 2005

(Aug 13)

1, Jaouad Gharib	MAR	2:10:10
2, Christopher Isegwe	TAN	2:10:21
3, Tsuyoshi Ogata	JPN	2:11:16
4, Toshihira Takaoka	JPN	2:11:53
5, Samson Ramadhani	TAN	2:12:08
6, Alex Malinga	UGA	2:12:12
7, Paul Biwott	KEN	2:12:39
8, Julio Rey	ESP	2:12:51
9, Brian Sell USA 2:13:27; 10, Marilson dos Santos BRA 2:13:40; 11, Robert Cheboror KEN 2:14:08; 12, Dan Robinson GBR 2:14:26; 13, Gudisa Shentama ETH 2:15:13; 14, Wataru Okutani JPN 2:15:30; 15, Luc Krotwaar NED 2:15:47; 16, Rafał Wójcik POL 2:16:24; 17, Ottaviano Andriani ITA 2:16:29; 18, Luis Jesús POR 2:16:33; 19, Ambesse Tolossa ETH 2:16:36; 20, Satoshi Iriune JPN 2:17:22; 21, Haile Satayin ISR 2:17:26; 22, Clint Verran USA 2:17:42; 23, Abdelkebir Lamachi MAR 2:17:53; 24, Luis Novo POR 2:18:36; 25, Yared Asmeron ERI 2:18:46; 26, Toni Bernadó AND 2:19:06; 27, Scott Westcott AUS 2:19:18; 28, Scott Winton NZL 2:19:41; 29, Joseph Riri KEN 2:19:51; 30, José Manuel Martínez ESP 2:20:07; 31, Hailu Negussie ETH 2:20:25; 32, Ri Kyong Chol PRK 2:20:35; 33, André Luis Ramos BRA 2:21:06; 34, Juan Vargas MEX 2:21:29; 35, Ruggero Pertile ITA 2:21:34; 36, Hakim Bagy FRA 2:21:49; 37, Wodage Zvadya ISR 2:21:57; 38, Nelson Cruz CPV 2:22:12; 39, Francis Kirwa FIN 2:22:22; 40, Jason Lehmkühle USA 2:22:46; 41, Claudir Rodrigues BRA 2:23:11; 42, Pamenos Ballantyne VIN 2:23:18; 43, Jonathan Wyatt NZL 2:23:19; 44, Huw Lobb GBR 2:23:38; 45, Alberto Chaïga POR 2:23:42; 46, Georgiy Andreyev RUS 2:23:50; 47, Asaf Birmo ISR 2:23:58; 48, Michitaka Hosokawa JPN 2:24:38; 49, Clodoaldo da Silva BRA 2:25:02; 50, Kamel Ziani ESP 2:25:06; 51, Peter Gilmore USA 2:25:17; 52, Alfredo Arévalo GUA 2:25:37; 53, Yrjö Pesonen FIN 2:25:39; 54, Je In-Mo KOR 2:26:39; 55, Small Sghir FRA 2:27:07; 56, Oleg Bolokhovets RUS 2:27:08; 57, Cristian Villavicencio NCA 2:27:50; 58, Jeroen van Damme NED 2:29:22; 59, Chad Johnson USA 2:30:45; 60, Cho Keun-Hyung KOR 2:31:59; 61, Ser-Ord Bat-ochir MGL 2:36:31		
Did not finish: Saïd Belhout ALG, Jean-Paul Gahimbare BDI, Vanderlei de Lima BRA, Al-Mustafa Riyadhi BRN, José Rios ESP, Gashaw Melese ETH, Dejene Guada ETH, Tuomo Lehtinen FIN, Janne Holmén FIN, David Ramard FRA, Ahmed Ezzobayry FRA, José Amado García GUA, Stefano Baldini ITA, Migdio Bourifa ITA, Alberico Di Cecco ITA, Wilson Onsare KEN, Jimmy Muindi KEN, Kim Yi-Yong KOR, Zepherinus Joseph LCA, Tsotang Maine LES, Abderrahime Bouramdane MAR, Khalid El Boumeili MAR, Antonio Sousa POR, Ahmed Jumaa Jabar QAT, Aman Majid Awad EGY, Collin Khoza RSA, Shadrack Hoff RSA, Gert Thys RSA, Hendrick Ramaala RSA, Makhosonke Fika RSA, Dmitry Burman RUS, Anuradha Indrajith Cooray SRI, Getulio Bayo TAN & Zebedayo Bayo TAN		

Ninety-five athletes started the race, with 34 failing to finish. The pace over the first half was solid, and the halfway time was 64:17, with defending champion Gharib leading the way. The field stayed together over the next 8Km, and it was only at 29Km that Gharib made a concerted effort to break away. Just Stefano Baldini responded, but within 2Km dropped out with a hamstring problem. By 35Km Gharib was 23 seconds clear of Ogata, Ramadhani and Melese, with Isegwe another seven seconds behind. Isegwe finished fastest, and ended just 11 seconds behind the Moroccan after a 15:48 uphill 5Km split to the 40Km mark. Gharib became only the second marathon runner to successfully defend his title.

IAAF World Marathon Cup (5 to run, 3 to score)

1, Japan	6:38:39
2, Kenya	6:46:38
3, Ethiopia	6:52:14
4, United States	6:53:55
5, Brazil	6:57:57
6, Spain	6:58:04
7, Portugal	6:58:51
8, Israel	7:03:21

Osaka 2007**(Aug 25)**

1, Luke Kibet	KEN	2:15:59
2, Mubarak Hassan Shami	QAT	2:17:18
3, Viktor Röthlin	SUI	2:17:25
4, Yared Asmerom	ERI	2:17:41
5, Tsuyoshi Ogata	JPN	2:17:42
6, Satoshi Osaki	JPN	2:18:06
7, Toshiharu Suwa	JPN	2:18:35
8, William Kiplagat	KEN	2:19:21
9, Janne Holm FIN 2:19:36; 10, José Manuel Martínez ESP 2:20:25; 11, Dan Robinson GBR 2:20:30; 12, Alex Malinga UGA 2:20:36; 13, Tomoyuki Sato JPN 2:20:53; 14, Asfaws Gashaw Melese ETH 2:20:58; 15, Park Ju-Young KOR 2:21:49; 16, Mike Fokoroni ZIM 2:21:52; 17, José Rios ESP 2:22:21; 18, José de Souza BRA 2:22:24; 19, Ayele Setegnem ISR 2:22:27; 20, Ali Zaided LBA 2:22:50; 21, Mbrak Hussein USA 2:23:04; 22, Alberto Chaiza POR 2:23:22; 23, Mike Morgan USA 2:23:28; 24, Kim Young-Chun KOR 2:24:25; 25, Samson Ramadani TAN 2:25:51; 26, Lee Myong-Seun KOR 2:25:54; 27, Hendrick Ramaala RSA 2:26:00; 28, Chang Chia-Che TPE 2:26:22; 29, Khalid Kamal Yaseen BRN 2:26:32; 30, Getulio Bayo TAN 2:26:56; 31, Dejene Birhanu ETH 2:27:50; 32, Kyle O'Brien USA 2:28:28; 33, Su Wei CHN 2:28:41; 34, Wodage Zvadya ISR 2:29:21; 35, Luis Fetteira POR 2:29:34; 36, Deng Haiyang CHN 2:29:37; 37, Ulrich Steidl GER 2:30:03; 38, Ambessa Tolosa ETH 2:30:20; 39, Michael Tiwuy Mistry TAN 2:30:30; 40, Asaf Birmo ISR 2:31:34; 41, Yousef Othman Qader QAT 2:32:00; 42, Paulo Gomes POR 2:32:02; 43, Li Zhuhong CHN 2:32:44; 44, Rachid Kiseri MAR 2:32:57; 45, Abderrahime Bourandane MAR 2:33:26; 46, Pablo Olmedo MEX 2:33:40; 47, Marcel Tschopp LIE 2:33:42; 48, Antoni Bernadó AND 2:34:28; 49, Ren Longyun CHN 2:35:22; 50, Fernando Cabada USA 2:35:48; 51, Peter Riley GBR 2:36:00; 52, Laban Kagika KEN 2:37:13; 53, George Mofokeng RSA 2:40:22; 54, Rito Regules MEX 2:45:26; 55, Ser-Od Bat-Ochir MGL 2:49:06; 56, Mitsuru Kubota JPN 2:59:40; 57, Mafetsane Tumi LES 3:03:47		

Did not finish: Joachim Nshimirana BDI; Giovanni Santos BRA; Abdulhak Zakaria BRN; Zheng Yunshun CHN; Nelson Cruz CPV; Óscar Martín ESP; Julio Rey ESP; Pavel Loskutov EST; Gudisa Shentema ETH; Teshaye Tola ETH; Francis Kirwa FIN; Martin Beckmann GER; Miglio Bourifa ITA; Taktir Mamashayev KAZ; James Mwangi KEN; Laban Kipkemboi KEN; Hicham Chatt MAR; Khalid El Boumilli MAR; Abderrahim Goumri MAR; Iaroslav Musinschi MDA; Juan Gualberto Vargas MEX; Hélder Omelas POR; Patrick Dupouy PFF; Norman Diamo RSA; Zongamele Dyubeni RSA; Bethuel Netshifhefhe RSA; Abdil Ceylan TUR & Amos Masai UGA

The race began at 7:00 when the temperature was already 28°, with 81% humidity. By the time the race ended the thermometer would be registering 33°. Sensibly, the athletes went off cautiously, with the first 5Km covered in 16:37. The time at halfway was 68:29, with some 30 runners in a bunch. At the 25Km mark, Kenyans Kiplagat and Kibet, and Shami of Qatar (formerly Richard Yatchi of Kenya) led the field uphill towards Osaka Castle. Kibet took the lead for good just after 30Km, and reached 35Km with a 23-second lead over Shami. The margin was extended to well over a minute by the finish, as Röthlin, closing fastest of all over the last 2Km, improved from sixth to third, missing the silver by seven seconds. Although the slowest win in the meeting's history, it was also the largest ever winning margin. Japan, with fifth, sixth and seventh positions, wound up an easy winner of the World Cup trophy.

IAAF World Marathon Cup (5 to run, 3 to score)

1, Japan	6:54:23
2, Korea	7:12:08
3, Kenya	7:12:33
4, United States	7:15:00
5, Ethiopia	7:19:08
6, Tanzania	7:23:20
7, Israel	7:23:22
8, Portugal	7:24:58

9, PR of China 7:31:02

Berlin 2009**(Aug 22)**

1, Abel Kirui	KEN	2:06:54
2, Emmanuel Mutai	KEN	2:07:48
3, Tsegay Kebede	ETH	2:08:35
4, Yemane Tsegay	ETH	2:08:42
5, Robert Kipkoech Cheruiyot	KEN	2:10:46
6, Atsushi Sato	JPN	2:12:05
7, Adil Annani	MAR	2:12:12
8, José Manuel Martínez	ESP	2:14:04

9, José Moreira POR 2:14:05; 10, Luis Fetteira POR 2:14:06; 11, Masaya Shimizu JPN 2:14:06; 12, Norman Diamo RSA 2:14:39; 13, Fernando Silva POR 2:14:48; 14, Satoshi Irfune JPN 2:14:54; 15, Dejene Yirdaw ETH 2:15:09; 16, Marlon dos Santos BRA 2:15:13; 17, Johannes Kekana RSA 2:15:28; 18, André Pollmächer GER 2:15:36; 19, Adriano Bastos BRA 2:15:39; 20, Oleg Kulkov RUS 2:15:40; 21, Martin Dent AUS 2:16:05; 22, Coolboy Ngamole RSA 2:16:20; 23, José de Souza BRA 2:16:40; 24, Daniel Browne USA 2:16:49; 25, Reid Coosaat CAN 2:16:53; 26, Rachid Kiseri MAR 2:17:01; 27, Yuriy Abramov RUS 2:17:04; 28, Faustina Baha TAN 2:17:11; 29, Ser-Od Bat-Ochir MGL 2:17:22; 30, Andrew Letherby AUS 2:17:29; 31, Daniel Kipkorir Chepyeogon UGA 2:17:47; 32, Simon Munyutu FRA 2:17:53; 33, Dylan Wykes CAN 2:18:00; 34, Martin Beckmann GER 2:18:08; 35, George Majaji ZIM 2:18:37; 36, Matt Gabrielson USA 2:18:41; 37, Alejandro Suárez MEX 2:18:55; 38, Chang Chia-Che TPE 2:19:32; 39, Kazuhiko Maeda JPN 2:19:59; 40, Khalid Kamal Yaseen BRN 2:20:11; 41, James Theuri FRA 2:20:24; 42, Roman Kejzar SLO 2:20:25; 43, Pak Song Chol PRK 2:21:12; 44, Driss El Himr FRA 2:21:19; 45, Lee Myong-Seun KOR 2:21:54; 46, Mark Tucker AUS 2:21:57; 47, José Amado Garcia GUA 2:22:00; 48, Carlos Cordero MEX 2:22:16; 49, Falk Cierpinski GER 2:22:36

50, Ri Hyon U PRK 2:22:48; 51, Costantino León PER 2:23:34; 52, Andrew Smith CAN 2:24:48; 53, Samir Baala FRA 2:25:12; 54, Juan Gualberto Vargas MEX 2:25:26; 55, Giiat Macharia CAN 2:25:40; 56, Getulio Bayo TAN 2:25:52; 57, Scott Westcott AUS 2:26:02; 58, Nelson Cruz CPV 2:27:16; 59, Andrea Silivini Matiyia TAN 2:28:40; 60, Arata Fujiwara JPN 2:31:06; 61, Valery Pisarev KGZ 2:31:32; 62, Nate Jenkins USA 2:32:16; 63, Wodage Zvadya ISR 2:34:58; 64, Lee Myoung-Ki KOR 2:35:12; 65, Tobias Sauter GER 2:35:43; 66, Pedro Nimo ESP 2:36:39; 67, Tsefayohannes Mesfin ERI 2:39:51; 68, Yung Gun-Tae KOR 2:40:47; 69, Sangay Wangchuk BHU 2:47:55

Did not finish: Stephen Kamar BRN, Franklin Tenorio ECU, Yared Asmerom ERI, Yonas Kifle ERI, Rafael Iglesias ESP, Deressa Chimsa ETH, Deriba Merga ETH, Loic Letellier FRA, Benjamin Kiptoo KEN, Ji Young Jun KOR, Sechaba Bohosi LES, Reinhold Lita NAM, Michael Aish NZL, Mubarak Hassan Shami QAT, Dieudonné Disi RWA, Lucian Disderly Hombo TAN, Christopher Isegwa TAN, Nicholas Kiprono UGA, Amos Masai UGA & Justin Young USA

Disqualified: Mikhail Lemayev RUS (r40.1) (2:21:47); Abderrahim Goumri MAR (r40.8) (dnf)

The course comprised four 10Km loops through the centre of Berlin and past many historical and cultural sights, plus an extra 2.195Km loop from Berlin Cathedral to Alexanderplatz and back.

With the temperature rising from 18° at the start of the race (11:45) to 21° at the end, the heat was not too great a problem. The first 10Km was covered in 30:08, and the pace quickened to 59:42 at 20Km, with eight men still in contention, including three Kenyans and three Ethiopians. By 30Km (1:29:43) the Kenyans were accompanied only by Merga. After Cheruiyot fell off the pace, Kirui and Mutai opened up a small gap on Merga. The Ethiopian was to drop out at 39Km after being passed by Kebede. Meanwhile, Kirui began to move away from Mutai. A gap of 20 seconds at 40Km (2:00:10) grew to 54 by the finish at the Brandenburg Gate. Behind the two Kenyans Kebede won the battle of the Ethiopians ahead of Tsegay. Cheruiyot placed fifth to give Kenya its first team victory.

The rush to the marathon by Kenyan runners has overwhelmed the rest of the world. In 2009 sixteen men ran under 2:07, of whom 12 were Kenyans! Neither Olympic champion Wangjiru, nor Kibet and Kwamba who had both run 2:04:27 earlier in the year were selected, but Kenya still won two medals and the team title.

IAAF World Marathon Cup (5 to run, 3 to score)

1, Kenya	6:25:28
2, Ethiopia	6:32:26
3, Japan	6:41:05
4, Portugal	6:42:59
5, South Africa	6:46:27
6, Brazil	6:47:32
7, Australia	6:55:31
8, Germany	6:56:20

9, France 6:59:36; 10, Canada 6:59:41; 11, Mexico 7:06:37; 12, United States 7:07:46; 13, Tanzania 7:11:51; 14, Korea 7:37:53

Men's Marathon, continued									
National Placings:									
	1	2	3	4	5	6	7	8	Points
QAT	-	-	-	-	-	-	-	-	7
NED	-	-	1	-	-	-	-	-	6
SUI	-	-	1	-	-	-	-	-	6
ERI	-	-	-	1	-	-	-	-	5
KOR	-	-	-	1	-	-	-	-	5
POL	-	-	-	1	-	-	-	-	5
SWE	-	-	-	1	-	-	-	-	5
BEL	-	-	-	-	-	1	-	-	3
RSA	-	-	-	-	-	-	1	-	2
ALG	-	-	-	-	-	-	-	1	1
RUS	-	-	-	-	-	-	-	1	1
URS	-	-	-	-	-	-	-	1	1
Totals	14	14	14	14	14	14	14	14	504

3,	William Van Dijck	BEL	8:12.18
4,	Brian Diemer	USA	8:14.46
5,	Graeme Fell	CAN	8:16.46
6,	Henry Marsh	USA	8:17.78
7,	Peter Koech	KEN	8:20.08
8,	Patrick Sang	KEN	8:20.45

9, Alessandro Lambruschini ITA 8:24.25; 10, Raymond Pannier FRA 8:26.50; 11, José Regalo POR 8:27.64; 12, Patriz Ilg FRG 8:38.46; 13, Franco Boffi ITA 8:43.60; 14, Roger Hackney GBR 8:48.86; Joshua Kipkemboi KEN DNF

Panetta showed he had fully recovered from his run in the 10,000m five days earlier when he won his heat in the fastest ever time for a preliminary. The Italian, nicknamed "Rambo", ran the final from the front at a pace close to the world record. His biggest opponent, Kipkemboi, fell at the hurdle on the backstraight of the fourth lap. This seemed to spur on the Italian, who passed 2000m in 5:26.62 and continued to run strongly. Only in the final lap did he start to lose form, but he still had enough energy to start celebrating before he reached the finishing line. Yet he still clocked the fourth fastest time ever.

First round (First 4 & 3 fastest to final) (Sep 3)

Heat 1: 1, Panetta 8:16.08; 2, Pannier 8:16.93; 3, Van Dijck 8:19.19; 4, Sang 8:22.26; 5, Eddie Wedderburn GBR 8:24.09; 6, Adauto Domingues BRA 8:26.67; 7, Béla Vágó HUN 8:27.24; 8, Francisco Sánchez ESP 8:34.29; 9, Michael Heist FRG 8:38.80; 10, Brian Abshire USA 8:39.97; 11, Liam O'Brien IRL 8:40.88; 12, Herman Hofstee NED 8:44.04; 13, Emilio Ulloa CHI 8:44.51

Heat 2: 1, Kipkemboi 8:20.75; 2, Melzer 8:21.07; 3, Lambruschini 8:21.21; 4, Diemer 8:21.32; 5, Fethi Baccouche TUN 8:22.75; 6, Boguslaw Maminski POL 8:24.32; 7, Tommy Ekblom FIN 8:24.66; 8, Ricardo Vera URU 8:36.80; 9, Colin Reitz GBR 8:40.50; 10, Sigeiyuki Aiko JPN 8:41.41; 11, Espen Borge NOR 8:47.34; 12, Ramón López PAR 9:10.29; Flemming Jensen DEN DNF

Heat 3: 1, Ilg 8:18.73; 2, Fell 8:18.87; 3, Koech 8:19.28; 4, Regalo 8:20.70; 5, Marsh 8:20.98; 6, Hackney 8:21.35; 7, Boffi 8:21.69; 8, Bruno Le Stum FRA 8:23.61; 9, Valeriy Vandyak URS 8:30.43; 10, Hans Koeleman NED 8:41.80; 11, Domingo Ramón ESP 8:42.35; Miroslaw Zerkowski POL DNF

3000m Steeplechase Helsinki 1983

Final (Aug 12)

1,	Patriz Ilg	FRG	8:15.06
2,	Boguslaw Maminski	POL	8:17.03
3,	Colin Reitz	GBR	8:17.75
4,	Joseph Mahmoud	FRA	8:18.32
5,	Roger Hackney	GBR	8:19.38
6,	Graeme Fell	GBR	8:20.01
7,	Julius Korir	KEN	8:20.11
8,	Henry Marsh	USA	8:20.45

9, Mariano Scartezzini ITA 8:21.17; 10, Domingo Ramón ESP 8:21.32; 11, Hagen Melzer GDR 8:21.33; 12, Tommy Ekblom FIN 8:21.50

Henry Marsh was the man who crossed the finish line first at the 1981 World Cup but was disqualified for missing a water jump. His misfortune continued in Helsinki when he dramatically fell at the final barrier when contesting the gold medal. There was also drama at the start of the final when, to the crowd's delight, Ekblom suddenly sprinted to a lead of 10m.

The Finn stayed in front until 600m from the finish. Scartezzini took over and was ahead at the bell, but was soon overhauled by European Champion Ilg. Maminski and Marsh chased the German and the medals looked to be between these three. After the water jump, Marsh overtook the Pole and looked to be gaining on Ilg. Just as a US gold medal looked possible, Marsh mis-timed his take-off before the final barrier and banged it with his right knee. Ilg saw nothing of this and sprinted away to win. Meanwhile, the American crashed to the track and rolled over as Maminski swerved past on the inside. The luckless American got up to jog across the line in eighth place.

First round (First 5 & 9 fastest to semi-finals) (Aug 9)

Heat 1: 1, Korir 8:26.63; 2, Ramón 8:27.19; 3, Marsh 8:27.46; 4, Schwarz 8:27.71; 5, Fell 8:27.71; 6, Markó 8:27.72; 7, Scartezzini 8:28.27; 8, Mahmoud 8:29.34; 9, Aikyo 8:31.27; 10, Peter Daenens BEL 8:39.66; 11, Ilkka Äyräväinen FIN 8:46.23; 12, Flemming Jensen DEN 8:56.57

Heat 2: 1, Wesolowski 8:27.08; 2, Kashanov 8:29.15; 3, Rono 8:29.25; 4, Ekblom 8:30.74; 5, Hackney 8:30.90; 6, Van Dijck 8:32.33; 7, Rickey Pittman USA 8:32.62; 8, Brendan Quinn IRL 8:34.02; 9, Hamid Homada MAR 8:34.59; 10, Juan Torres ESP 8:41.87; 11, Mark Adam CAN 9:15.18; 12, Wimana Girma ETH 9:31.81

Heat 3: 1, Reitz 8:22.78; 2, Maminski 8:22.79; 3, Ilg 8:22.97; 4, Tuwei 8:23.88; 5, Melzer 8:24.23; 6, Diemer 8:24.92; 7, Renner 8:25.66; 8, Sánchez 8:25.92; 9, Debaker 8:30.79; 10, Carmelo Rios PUR 8:47.19; 11, Eshetu Tura ETH 8:53.86

Semi-finals (First 4 & 4 fastest to final) (Aug 10)

Heat 1: 1, Reitz 8:22.91; 2, Melzer 8:23.10; 3, Marsh 8:23.18; 4, Ekblom 8:23.28; 5, Scartezzini 8:23.30; 6, Francisco Sánchez ESP 8:23.92; 7, Panayot Kashanov BUL 8:31.95; 8, Richard Tuwei KEN 8:33.29; 9, Pascal Debaker FRA 8:36.16; 10, William Van Dijck BEL 8:39.01; Rainer Schwarz FRG DNF; Krzysztof Wesolowski POL DNS

Heat 2: 1, Maminski 8:20.81; 2, Ilg 8:20.83; 3, Korir 8:21.07; 4, Mahmoud 8:21.29; 5, Ramón 8:21.61; 6, Hackney 8:22.44; 7, Fell 8:23.22; 8, Brian Diemer USA 8:23.39; 9, Peter Renner NZL 8:25.72; 10, Gábor Markó HUN 8:32.42; 11, Shigeyuki Aikyo JPN 8:33.29; 12, Kiprotich Rono KEN 8:33.97

Rome 1987

Final (Sep 5)

1,	Francesco Panetta	ITA	8:08.57
2,	Hagen Melzer	GDR	8:10.32

Tokyo 1991

Final (Aug 31)

1,	Moses Kiptanui	KEN	8:12.59
2,	Patrick Sang	KEN	8:13.44
3,	Azzedine Brahmi	ALG	8:15.54
4,	Julius Kariuki	KEN	8:16.81
5,	Brian Diemer	USA	8:17.76
6,	Abdelaziz Sahere	MAR	8:19.40
7,	Angelo Carosi	ITA	8:20.80
8,	Francesco Panetta	ITA	8:26.79

9, William Van Dijck BEL 8:30.46; 10, Joseph Mahmoud FRA 8:37.09; 11, Tom Hanlon GBR 8:41.14; 12, Hagen Melzer GER 8:45.58; 13, Thierry Brusseau FRA 8:47.46; 14, Graeme Fell CAN 9:01.73; 15, Gábor Markó HUN 9:11.53

Defending champion Panetta went to the front at the start of the final, tracked by the Kenyan pairing of Sang and Kiptanui (8:07.89 in 1991). At 2000m (5:33.03) the leader was Kiptanui – the reigning World Junior 1500m champion – while Panetta fell back. The third Kenyan, Olympic Champion Kariuki, moved up to form a powerful Kenyan presence at the front of the race. Kiptanui still led at the bell with only Brahmi and Diemer in touch. A Kenyan sweep looked possible, but just as Kiptanui was getting the better of Sang for the gold, so Brahmi overhauled Kariuki for third place.

First round (First 4 & 3 fastest to final) (Aug 29)

Heat 1: 1, Hanlon 8:18.02; 2, Kariuki 8:18.06; 3, Fell 8:18.19; 4, Sahere 8:18.23; 5, Diemer 8:18.29; 6, Brusseau 8:27.77; 7, Shaun Creighton AUS 8:30.65; 8, Akira Nakamura JPN 8:33.89; 9, José Carlos Pereira POR 8:39.30; 10, Jifi Švec TCH 8:41.08; 11, Juan Azkuela ESP 8:50.50; Alessandro Lambruschini ITA DNS

Heat 2: 1, Sang 8:26.78; 2, Panetta 8:27.25; 3, Markó 8:27.53; 4, Mahmoud 8:28.35; 5, Mark Croghan USA 8:29.20; 6, Ricardo Vera URU 8:30.14; 7, Benito Nogales ESP 8:39.21; 8, Marcelo Cascabelo ARG 8:44.57; 9, Jörgen Salo FIN 8:45.68; 10, Peter McColgan GBR 8:58.34; 11, Deena Ram IND 9:05.21; Ivan Konovalev URS DNF

Heat 3: 1, Kiptanui 8:27.52; 2, Brahmi 8:27.95; 3, Carosi 8:28.35; 4, Van Dijck 8:28.44; 5, Melzer 8:28.56; 6, Colin Walker GBR 8:30.69; 7, Bruno Le Stum FRA 8:33.38; 8, Dan Nelson USA 8:40.23; 9, João Junqueira POR 8:43.37; 10, Antonio Peula ESP 8:45.41; 11, Hamad Al Dosari KSA 8:50.29; 12, Davendra Singh FIJ 9:23.28; Adauto Domingues BRA DNS

Stuttgart 1993

Final (Aug 21)

1, Moses Kiptanui	KEN	8:06.36
2, Patrick Sang	KEN	8:07.53
3, Alessandro Lambruschini	ITA	8:08.78
4, Matthew Birir	KEN	8:09.42
5, Mark Croghan	USA	8:09.76
6, Steffen Brand	GER	8:15.33
7, Elarbi Khattabi	MAR	8:17.96
8, Angelo Carosi	ITA	8:23.42

9, Shaun Creighton AUS 8:23.45; 10, Michael Buchleitner AUT 8:25.88; 11, Marc Davis USA 8:28.74; 12, Ricardo Vera URU 8:29.00; 13, Abdelaziz Sahere MAR 8:29.65; 14, Martin Strege GER 8:34.31; 15, Tom Hanlon GBR 8:45.62; Azzedine Brahmi ALG DNF. *Davis advanced to final on protest*

Kiptanui had missed the Olympic Games but later in 1992 lowered the world record to 8:02.08. He retained his title comfortably in a race which saw, for the first time, five men run quicker than 8:10. The defending champion made the running, taking himself and Sang into a 10m lead after the first kilometre.

At 2000m (5:26.71) Kiptanui still led, but there was a surprise three laps from the finish when the audacious Khattabi joined the leading pair. The Moroccan could not live with Kiptanui and Sang, but a Kenyan sweep of the medals was prevented by Lambruschini, who overtook Olympic Champion Birir on the backstraight.

First round (First 4 & 3 fastest to final) (Aug 20)

Heat 1: 1, Sang 8:24.49; 2, Brahmī 8:24.73; 3, Sahere 8:24.89; 4, Buchleitner 8:24.92; 5, Creighton 8:25.29; 6, Tom Buckner GBR 8:27.26; 7, Vladimir Pronin RUS 8:32.26; 8, Kim Bauermeister GER 8:37.41; 9, Wander Moura BRA 8:46.03; 10, Brian Diemer USA 9:01.88; 11, Davendra Singh FIJ 9:21.15; Antonio Paula ESP DNS

Heat 2: 1, Birir 8:23.11; 2, Brand 8:23.27; 3, El Khattabi 8:23.57; 4, Lambruschini 8:25.46; 5, Davis 8:26.49; 6, Colin Walker GBR 8:36.22; 7, Bezunen Yae Tura ETH 8:37.13; 8, Thierry Brusseau FRA 8:39.82; 9, Akira Nakamura JPN 8:48.89; 10, Eduardo Henriques POR 8:57.21; Gustavo Castillo MEX DNF

Heat 3: 1, Kiptanui 8:19.08; 2, Croghan 8:19.14; 3, Carosi 8:19.66; 4, Strege 8:21.24; 5, Hanlon 8:23.16; 6, Vera 8:23.65; 7, João Junqueira POR 8:28.39; 8, Jim Svenoy NOR 8:29.34; 9, Ville Hautala FIN 8:32.49; 10, Saad Al-Asmari KSA 8:35.06; 11, Whaddon Newoudt RSA 8:36.40

Gothenburg 1995

Final (Aug 11)

1, Moses Kiptanui	KEN	8:04.16						
2, Christopher Kosgei	KEN	8:09.30						
3, Saad Al-Asmari	KSA	8:12.95						
4, Steffen Brand	GER	8:14.37						
5, Angelo Carosi	ITA	8:14.85						
6, Florin Ionescu	ROU	8:15.44						
7, Vladimir Pronin	RUS	8:16.59						
8, Martin Strege	GER	8:18.57						
9, Matthew Birir	KEN	8:21.15; 10, Alessandro Lambruschini	ITA	8:22.64; 11, Vladimir Golyas	RUS	8:27.59; 12, Javier Rodriguez	ESP	8:30.96

Kiptanui was in such tremendous form that he could afford to hold back on the final lap yet still win by 50m and clock one of the fastest times ever seen. The barefoot Kosgei had surprisingly beaten Kiptanui in their previous clash in Sweden at the Stockholm Grand Prix, but there was only one winner in Gothenburg. The defending champion led from start to finish, reeling off successively faster kilometres of 2:44.06; 2:41.70 and 2:39.36.

At the bell Kiptanui had eight metres on Birir, who was around 5m ahead of Kosgei and Al-Asmari, the only man able to stay with the pace of the Kenyans. With 300m remaining a Kenyan medal sweep looked likely. Then Birir fell heavily at one of the hurdles after being knocked by the inexperienced Kosgei, who had suddenly accelerated in pursuit of Kiptanui. This left Al-Asmari in third place. Birir – the Olympic Champion – quickly got up but lost any chance of catching the Saudi athlete when he fell again at the last water jump. He jogged in to place ninth. Kiptanui won from Kosgei with history's third-fastest time. Al-Asmari won his country's first medal.

The winner stirred controversy when he admitted that he had been

saving himself for the following week's Zürich Grand Prix. There, he lowered his world record to an historic 7:59.18.

First round (First 6 & 6 fastest to semi-finals) (Aug 7)

Heat 1: 1, Birir 8:24.34; 2, Sahere 8:24.37; 3, Rodriguez 8:24.66; 4, Mogotsi 8:25.61; 5, Brand 8:26.45; 6, Van Calcar 8:26.97; 7, Bartoszak 8:27.25; 8, Hautala 8:29.06; 9, Marcel Laros NED 8:31.10; 10, Mohammed Belabbès ALG 8:33.13; 11, Spencer Duval GBR 8:38.01; 12, Wander Moura BRA 8:43.37

Heat 2: 1, Al-Asmari 8:22.01; 2, Kosgei 8:22.27; 3, Croghan 8:26.02; 4, Pronin 8:27.79; 5, Bauermeister 8:29.05; 6, Lambruschini 8:29.36; 7, Boulami 8:30.93; 8, Keith Cullen GBR 8:32.07; 9, Antonis Vouzis GRE 8:34.44; 10, Godfrey Siamusiye ZAM 8:37.41; 11, Vitor Almeida POR 8:45.20; 12, Zeba Crook CAN 8:50.34

Heat 3: 1, Ionescu 8:22.86; 2, Carosi 8:23.93; 3, Khattabi 8:24.11; 4, Strege 8:24.18; 5, Kiptanui 8:24.20; 6, Svenoy 8:24.27; 7, Fell 8:24.85; 8, Chaston 8:24.97; 9, Golyas 8:27.50; 10, Ricardo Vera URU 8:33.95; 11, Ruben Garcia MEX 8:36.28; 12, Tom Nohilly USA 8:37.01

Semi-finals (First 5 & 2 fastest to final) (Aug 9)

Heat 1: 1, Carosi 8:19.73; 2, Birir 8:20.17; 3, Kosgei 8:20.53; 4, Ionescu 8:20.76; 5, Rodriguez 8:20.89; 6, Golyas 8:20.97; 7, Strege 8:22.33; 8, Elarbi Khattabi MAR 8:24.13; 9, Graeme Fell CAN 8:24.74; 10, Karl Van Calcar USA 8:30.32; 11, Brahim Boulami MAR 8:35.42; 12, Jim Svenoy NOR 8:40.53

Heat 2: 1, Al-Asmari 8:25.19; 2, Brand 8:26.35; 3, Pronin 8:26.70; 4, Kiptanui 8:27.26; 5, Lambruschini 8:27.75; 6, Michal Bartoszak POL 8:29.14; 7, Ville Hautala FIN 8:31.37; 8, Justin Chaston GBR 8:38.90; 9, Kim Bauermeister GER 8:45.27; 10, Shadrack Mogotsi RSA 8:54.27; Mark Croghan USA & Abdelaziz Sahere MAR DNF

Athens 1997

Final (Aug 6)

1, Wilson Boit Kipketer	KEN	8:05.84
2, Moses Kiptanui	KEN	8:06.04
3, Bernard Barmasai	KEN	8:06.04
4, Saad Al-Asmari	KSA	8:13.87
5, Hicham Bouaouiche	MAR	8:14.04
6, Mark Croghan	USA	8:14.09
7, Jim Svenoy	NOR	8:14.80
8, Angelo Carosi	ITA	8:16.01

9, Mark Ostendarp GER 8:18.49; 10, Brahim Boulami MAR 8:23.34; 11, Elarbi Khattabi MAR 8:29.43; 12, Florin Ionescu ROU 8:39.67

For the first time in the World Championships, Kenyans filled the first three places in the steeplechase – and it might have been first four had Kenya taken advantage of the “wild card” rule and fielded an additional runner. Kiptanui was not simply a defending champion; he was seeking his fourth title, and he came very close to succeeding. Al-Asmari was still in contention at the bell but was left 50m behind at the end of a fantastic last lap covered in 75.5! Kiptanui, who led for most of the race (2:45.86, 5:31.08), was overtaken by Boit Kipketer at the final barrier while Barmasai – who had fallen early in the race – shared Kiptanui's time. Just one fifth of a second covered the three of them at the end.

First round (First 6 & 6 fastest to semi-finals) (Aug 3)

Heat 1: 1, Wojcik 8:24.93; 2, Boulami 8:24.95; 3, Kiptanui 8:25.80; 4, Pronin 8:25.95; 5, Croghan 8:25.95; 6, Lambruschini 8:26.35; 7, Buchleitner 8:26.76; 8, Ionescu 8:27.39; 9, Hough 8:28.54; 10, Stasi 8:28.85; 11, Chris Unthank AUS 8:32.02

Heat 2: 1, Al-Asmari 8:25.23; 2, Ostendarp 8:25.97; 3, Barmasai 8:26.62; 4, Vroemen 8:28.96; 5, Khattabi 8:32.53; 6, Tom Nohilly USA 8:32.70; 7, Million Wolde ETH 8:32.77; 8, Abderrahmane Daas ALG 8:33.35; 9, Giuseppe Maffei ITA 8:37.12; 10, Vitor Almeida POR 8:40.75; 11, Michal Bartoszak POL 8:47.01

Heat 3: 1, Boit Kipketer 8:29.40; 2, Svenoy 8:29.65; 3, Bouaouiche 8:29.67; 4, Carosi 8:29.92; 5, Morán 8:29.98; 6, Laros 8:30.24; 7, Moura 8:30.70; 8, Dobrzynski 8:31.69; 9, Antonis Vouzis GRE 8:33.51; 10, Stéphane Desautels FRA 8:33.56; 11, Hector Baggio PHI 9:17.82

Semi-finals (First 5 & 2 fastest to final) (Aug 4)

Heat 1: 1, Al-Asmari 8:20.18; 2, Ostendarp 8:20.40; 3, Kiptanui 8:20.76; 4, Bouaouiche 8:20.88; 5, Khattabi 8:20.94; 6, Svenoy 8:21.16; 7, Vladimir Pronin RUS 8:29.39; 8, Ramiro Moran ESP 8:31.73; 9, Rafay Wojcik POL 8:33.28; 10, Simon Vroemen NED 8:48.66; Alessandro Lambruschini ITA & Tom Nohilly USA DNF

Heat 2: 1, Barmasai 8:17.95; 2, Boit Kipketer 8:18.92; 3, Croghan 8:19.98; 4, Carosi 8:20.82; 5, Boulami 8:22.35; 6, Ionescu 8:22.35; 7, Michael Buchleitner AUT 8:26.22; 8, Wander Moura BRA 8:35.01; 9, Stathis Stasi CYP 8:35.73; 10, Marcel Laros NED 8:36.12; 11, Adam Dobrzynski POL 8:38.58; 12, Robert Hough GBR 8:59.24

Seville 1999

Final (Aug 23)

1, Christopher Kosgei	KEN	8:11.76
2, Wilson Boit Kipketer	KEN	8:12.09

3,	Ali Ezzine	MAR	8:12.73
4,	Damian Kallabis	GER	8:13.11
5,	Bernard Barmasai	KEN	8:13.51
6,	Eliseo Martín	ESP	8:16.09
7,	Paul Kosgei	KEN	8:17.55
8,	Florin Ionescu	ROU	8:18.17

9, Günther Weidlinger AUT 8:19.02; 10, Giuseppe Maffei ITA 8:22.65; 11, Elarbi Khattabi MAR 8:24.62; 12, Bouabdallah Tahri FRA 8:25.59

The heats were amazing, as the previous fastest ever preliminary time (8:15.63 by William van Dijk at the 1988 Olympics) was bettered by nine men, and four ran faster than the eventual winning time in the final. The Kenyans – with Boit Kipketer included as a defending champion – had hopes of filling the first FOUR places but had to settle for 1-2-5-7 in a dramatic race which saw the previously all-conquering Barmasai fall away to fifth. The Kenyans said afterwards that they had (as usual) worked as a team until the final lap.

After a hesitant beginning the race got faster: an opening 2:48.08 kilometre (Ionescu) was followed by one of 2:45.46 (Barmasai 5:33.54) and the last in 2:38.22. The fireworks came on the last lap with Christopher Kosgei moving from fifth to first approaching the 200m mark. Boit Kipketer, whose form had been patchy most of the season, chased after him and overtook him at the water jump, but Kosgei came again to win his first major title. Ezzine and Kallabis fought it out for the bronze, the young Moroccan prevailing.

First round (First 2 & 6 fastest to final) (Aug 21)

Heat 1: 1, Kosgei 8:10.34; 2, Ezzine 8:10.45; 3, Kallabis 8:10.56; 4, Weidlinger 8:10.83; 5, Tahri 8:12.96; 6, Ionescu 8:13.26; 7, Robert Gary USA 8:25.15; 8, Christian Belz SUI 8:29.19; 9, Marco Antonio Cepeda ESP 8:29.75; 10, João Junqueira POR 8:32.12; 11, Rafal Wojcik POL 8:34.45; 12, Stathis Stasi CYP 8:40.74; 13, Ali Jassim UAE 8:51.73; 14, Elangovan Ganesan SIN 9:47.09

Heat 2: 1, Barmasai 8:16.50; 2, Boit Kipketer 8:16.62; 3, Luis Martín ESP 8:17.75; 4, Laid Bessou ALG 8:20.17; 5, Jim Svenoy NOR 8:23.05; 6, Mustapha Mellouk MAR 8:30.48; 7, Maru Daba ETH 8:31.09; 8, Christian Knoblich GER 8:33.03; 9, Vincent Le Dauphin FRA 8:44.60; 10, Francis O'Neill USA 8:49.81; 11, Geovanny Morejon BOL 9:01.30; 12, Akesso Tchaka TOG 9:44.41; Simon Vroemen NED DNF

Heat 3: 1, Khattabi 8:14.22; 2, Kosgei 8:15.04; 3, Maffei 8:15.19; 4, Martin 8:16.56; 5, Abdulla Khamis QAT 8:18.58; 6, Michael Buchleitner AUT 8:20.04; 7, André Green GER 8:21.87; 8, Gaël Pencréach FRA 8:21.89; 9, Néstor Nieves VEN 8:28.59; 10, Yorgos Yannélis GRE 8:30.55; 11, Pascal Dohert USA 8:33.42; 12, Joël Bourgeois CAN 8:37.94; 13, Matteo Zafferani SMR 9:32.08

Edmonton 2001

Final (Aug 8)

1,	Reuben Kosgei	KEN	8:15.16
2,	Ali Ezzine	MAR	8:16.21
3,	Bernard Barmasai	KEN	8:16.59
4,	Luis Miguel Martín	ESP	8:18.87
5,	Bouabdallah Tahri	FRA	8:19.56
6,	Antonio Jiménez	ESP	8:19.82
7,	Khamis Safeildin	QAT	8:20.01
8,	Raymond Yator	KEN	8:20.87

9, Raff Assmus GER 8:21.73; 10, Brahim Boulami MAR 8:21.95; 11, Tim Broe USA 8:23.07; 12, Eliseo Martín ESP 8:27.78; 13, Christian Belz SUI 8:31.43; 14, Joël Bourgeois CAN 8:36.38; 15, Gaël Pencréach FRA 8:41.51

In windy conditions the early pace was slow (2:48.72 at 100m) before Barmasai took up the running with three laps remaining. Six men were in contention at the bell with the three Kenyans in front. Olympic Champion Kosgei proved to be the strongest of the trio, for Yator fell at the water jump while Barmasai was caught by Morocco's Ali Ezzine on the run-in.

"There will be more [from Kenya] who will do what I did today," concluded Kosgei.

First round (First 6 & 3 fastest to final) (Aug 6)

Heat 1: 1, Kosgei 8:21.96; 2, Boulami MAR 8:21.98; 3, Martin 8:25.09; 4, Martin 8:26.18; 5, Ezzine 8:26.86; 6, Bourgeois 8:26.92; 7, Broe 8:27.26; 8, Pencréach 8:28.54; 9, Frédéric Denis FRA 8:41.66; 10, Yoshitaka Iwamizu JPN 8:45.25; 11, Tom Chorny USA 8:51.74; Simon Vroemen NED DNF

Heat 2: 1, Jiménez 8:25.37; 2, Yator 8:25.45; 3, Barmasai 8:25.65; 4, Safeildin 8:25.83; 5, Assmus 8:29.52; 6, Tahri 8:29.71; 7, Belz 8:31.57; 8, Elarbi Khattabi MAR 8:32.70; 9, Laid Bessou ALG 8:33.40; 10, Jim Svenoy NOR 8:35.71; 11, Anthony Famiglietti USA 8:44.54; 12, Salvador Miranda MEX 8:49.47; 13, Madan Raj Giri NEP 9:34.97

Paris 2003

Final (Aug 26)

1,	Saif Saaeed Shaheen	QAT	8:04.39
2,	Ezekiel Kemboi	KEN	8:05.11
3,	Eliseo Martín	FRA	8:09.09
4,	Bouabdallah Tahri	FRA	8:10.65
5,	Abraham Cheron	KEN	8:13.37
6,	Luis Miguel Martín	ESP	8:13.52
7,	Simon Vroemen	NED	8:13.71
8,	José Luis Blanco	ESP	8:17.16

9, Jukka Kesiskalo FIN 8:17.72; 10, Ali Ezzine MAR 8:19.15; 11, Yoshitaka Iwamizu JPN 8:19.29; 12, Khamis Abdulla Safeildin QAT 8:28.37; 13, Abdelkader Hachlaf MAR 8:35.17; Reuben Kosgei KEN DNF; Lulseged Wale ETH DNS

This event was given a fascinating twist when it was confirmed in early August that Kenya's Commonwealth Games Champion and 7:58.10 performer Stephen Cheron had become a Qatari citizen, largely to avoid the restrictions of the Kenyan selection system. He would be known as Saif Saaeed Shaheen. This meant that there would be five Kenyans in the field for Paris: Shaheen, defending champion Reuben Kosgei and the first three in the Kenyan trials: Ezekiel Kemboi, Abraham Cheron (Shaheen's younger brother) and Mike Kipyego.

Unfortunately, Kipyego fell in the heats and Kosgei failed to finish in the final, which developed into a duel between Shaheen and Kemboi. On August 15 in Zürich, the Qatari had beaten the Kenyan by one hundredth. The Paris race was dramatic and absorbing. First, Saifeldin and Shaheen sped away to a sub-60 second first lap. Shaheen maintained the quick tempo to reach 1000m in 2:36.24, more than three seconds inside actual world record pace. He soon had a lead of around 30m.

Shaheen then slowed to 2:43.34 for the second kilometre and suddenly Kemboi closed in. The two Africans then slowed further, such that the two Spanish Martins and – to the excitement of the crowd – Tahri had also caught up by the bell. The race then turned into a thrilling all-out sprint between the two principals. First Kemboi led down the backstraight, then Shaheen took over. They cleared the last barrier together and Kemboi moved ahead before Shaheen came again with one last sprint. The other Kenyan Cheron finished behind the three Europeans in fifth place. Another brother of his and Shaheen's was the 1999 World Champion Christopher Kosgei.

First round (First 4 & 3 fastest to final) (Aug 23)

Heat 1: 1, Kemboi 8:18.09; 2, Vroemen 8:18.24; 3, Blanco 8:18.76; 4, Iwamizu 8:18.93; 5, Saifeldin 8:19.64; 6, Ezzine 8:20.10; 7, Wale 8:21.30; 8, Peter Nowill AUS 8:26.22; 9, Mike Kipyego KEN 8:27.45; 10, Daniel Lincoln USA 8:32.47; 11, Vincent le Dauphin FRA 8:36.42; 12, Matt Kerr CAN 8:57.62

Heat 2: 1, Shaheen 8:22.20; 2, Kesiskalo 8:22.41; 3, Martin 8:22.54; 4, Cheron 8:22.67; 5, Boštjan Buz SLO 8:22.89; 6, Zouhair Ouardi MAR 8:23.75; 7, Abdelhakim Maazou ALG 8:24.60; 8, Martin Pröll AUT 8:25.84; 9, Mustafa Mohamed SWE 8:25.99; 10, Lotti Turki TUN 8:28.95; 11, Angelo Iannelli ITA 8:36.08; 12, Robert Gary USA 8:38.20

Heat 3: 1, Martin 8:19.09; 2, Tahri 8:19.44; 3, Hachlaf 8:19.49; 4, Kosgei 8:20.63; 5, Steve Slattery USA 8:22.32; 6, Teodoros Shiferaw ETH 8:23.41; 7, Radoslaw Poplawski POL 8:24.34; 8, Vadim Slobodenyuk UKR 8:28.64; 9, Filmon Ghirmai GER 8:28.89; 10, Pavel Potapovich RUS 8:38.63; 11, Alexander Motone RSA 9:05.45; Günther Weidlinger AUT DNF

Helsinki 2005

Final (Aug 9)

1,	Saif Saaeed Shaheen	QAT	8:13.31
2,	Ezekiel Kemboi	KEN	8:14.95
3,	Brimin Kipruto	KEN	8:15.30
4,	Brahim Boulami	MAR	8:15.32
5,	Simon Vroemen	NED	8:16.76
6,	Antonio David Jiménez	ESP	8:17.69
7,	Paul Kipsiele Koeh	KEN	8:19.14
8,	Bouabdallah Tahri	FRA	8:19.86

9, Musa Amer Obaid QAT 8:20.22; 10, Mustafa Mohamed SWE 8:20.26; 11, Luis Miguel Martín ESP 8:22.13; 12, Günther Weidlinger AUT 8:22.84; 13, Daniel Lincoln USA 8:23.89; 14, José Luis Blanco ESP 8:24.62; 15, Tareq Mubarak Taher BRN 8:37.62

Defending champion Shaheen was the fastest in the heats, edging Kemboi 8:11.79 to 8:11.90 in the first race. The other heats were won

by Koech (8:16.42) and Boulami (8:19.54). The final was held in pouring rain, and the runners seemed blunted by the conditions. Blanco led the pack through 1000m in 2:52.13, and the pace improved only slightly in the second kilometre, with Boulami leading the field (5:40.39). Shaheen took over with 600m to go, and covered the penultimate circuit in 61 seconds, with only Kemboi and Boulami in touch at the bell. Shaheen increased the pace in the last lap, finishing with a 57.8 including the interior water-jump. Kipruto just edged the fading Boulami for the bronze medal, leaving three Kenyan-born athletes as the medallists. Six of the finalists were of Kenyan origin, and Shaheen won his 22nd consecutive steeplechase at 2000m or 3000m (a streak he extended to 28 [26 finals] by the end of 2006).

First round (First 3 & 6 fastest to final) (Aug 7)

Heat 1: 1, Shaheen 8:11.79; 2, Kemboi 8:11.90; 3, Vroemen 8:13.08; 4, Weidinger 8:15.91; 5, Martin 8:17.47; 6, Mohamed 8:18.18; 7, Gaël Penoréach FRA 8:23.96; 8, Radostaw Popiawski POL 8:29.85; 9, Ion Luchianov MDA 8:32.09; 10, Steve Slattery USA 8:36.01; 11, Alex Greaux PUR 8:39.91; 12, Boštjan Buč SLO 8:40.81; 13, Pieter Desmet BEL 8:48.05

Heat 2: 1, Koech 8:16.42; 2, Obaid 8:16.53; 3, Jiménez 8:16.72; 4, Tahri 8:18.31; 5, Taher 8:21.88; 6, Anthony Famiglietti USA 8:21.84; 7, Jukka Keskinalo FIN 8:25.14; 8, Teodoros Siferau ETH 8:27.06; 9, Hamid Ezzine MAR 8:27.07; 10, Yoshitaka Iwamizu JPN 8:28.73; 11, Peter Nowill USA 8:35.35; 12, Andrey Olshansky RUS 8:54.04; Jakub Czajka POL DNF

Heat 3: 1, Boulami 8:19.54; 2, Kipruto 8:19.90; 3, Blanco 8:21.04; 4, Lincoln 8:21.29; 5, Halli Akkas TUR 8:26.35; 6, Ruben Ramolefi RSA 8:28.12; 7, Krijn van Kooijwijk BEL 8:28.92; 8, Vincent le Dauphin FRA 8:30.42; 9, Moustafa Ahmed Sheltio QAT 8:33.00; 10, Martin Pröll AUT 8:33.70; 11, Vadim Slobodenyuk UKR 8:35.73; 12, Roman Usov RUS 8:36.30; 13, Andrew Lemoncello GBR 8:40.29; 14, Matt Kerr CAN 8:41.20

Osaka 2007

Final (Aug 28)

1,	Brimin Kipruto	KEN	8:13.82
2,	Ezekiel Kemboi	KEN	8:16.94
3,	Richard Mateelong	KEN	8:17.59
4,	Mustafa Mohamed	SWE	8:19.82
5,	Bouabdellah Tahri	FRA	8:20.27
6,	Halli Akkas	TUR	8:22.51
7,	Eliseo Martin	ESP	8:22.91
8,	Tareq Mubarak Taher	BRN	8:22.95

9, Abdelkader Hachlaf MAR 8:24.18; 10, Roba Gari ETH 8:25.93; 11, Ali Abubaker Kamal QAT 8:26.92; 12, Nahom Mesfin Tariku ETH 8:28.86; Ali Ahmed Al-Amri KSA DNF; Brahim Taleb MAR DQ (r163.3); José Luis Blanco ESP DQ (r163.3)

The heats saw Taher (formerly Denis Keter of Kenya), as the fastest qualifier, while all three of those representing Kenya qualified easily. Three athletes failed to finish the heats, with Weidinger needing hospital treatment after smacking face first into a hurdle. The final started slowly, with Mohamed leading the field through 1000m in 2:52.63 before speeding up to 2:44.80 in the second third of the race. Mohamed stayed in front until the bell, when he was supplanted by Taher, race favourite Kemboi, and Kipruto. The Kenyans accelerated away and led by 10m at the last water jump, at which point Kipruto, hurdling the barrier, moved away from Kemboi. Behind them Mateelong went past Mohamed and Taher just after the water jump. Kipruto's victory was the seventh win by a Kenyan-born athlete at the World championships, and headed the second clean sweep. The champion in Paris and Helsinki, Saif Saaeed Shaheen, was injured throughout 2007 while the world number one Paul Kipsiele Koech (seventh in 2005) was not selected.

First round (First 3 & 6 fastest to final) (Aug 26)

Heat 1: 1, Taher 8:19.99; 2, Hachlaf 8:20.03; 3, Kemboi 8:20.08; 4, Tahri 8:20.09; 5, Kamal 8:21.20; 6, Martin 8:24.49; 7, Rabia Makhoulfi ALG 8:33.88; 8, Bjornar Ustad Kristensen NOR 8:34.84; 9, Ruben Ramolefi RSA 8:39.50; 10, Benjamin Kiplagat UGA 8:40.65; 11, Henrik Skoog SWE 8:51.61; 12, Tom Brooks USA 8:56.20

Heat 2: 1, Mateelong 8:29.49; 2, Tariku 8:29.57; 3, Taleb 8:29.64; 4, Mircea Bogdan ROU 8:30.07; 5, Joshua McAdams USA 8:32.46; 6, Mahiedine Mekhissi-Benabbad FRA 8:33.11; 7, Yoshitaka Iwamizu JPN 8:36.73; 8, Kamal Ali Thamer QAT 8:41.81; 9, Itay Magid ISR 8:43.00; 10, Antonio David Jiménez ESP 8:50.41; 11, Pieter Desmet BEL 8:55.99; 12, Youcef Abdi AUS 9:51.33

Heat 3: 1, Kipruto 8:21.93; 2, Akkas 8:22.37; 3, Mohamed 8:22.80; 4, Al-Amri 8:23.61; 5, Gari 8:23.98; 6, Blanco 8:25.00; 7, Filmon Ghirmai GER 8:25.17; 8, Boštjan Buč SLO 8:26.42; 9, Krijn van Kooijwijk BEL 8:29.18; 10, Aaron Aguayo USA 8:30.86; 11, Vincent Zouaoui Dandrieux FRA 8:36.05; 12, Andrew Lemoncello GBR 8:58.93; Hamid Ezzine MAR DNF

Berlin 2009

Final (Aug 18)

1,	Ezekiel Kemboi	KEN	8:00.43
2,	Richard Mateelong	KEN	8:00.89
3,	Bouabdellah Tahri	FRA	8:01.18
4,	Paul Kipsiele Koech	KEN	8:01.26
5,	Yacob Jarso	ETH	8:12.13
6,	Roba Gari	ETH	8:12.40
7,	Brimin Kipruto	KEN	8:12.61
8,	Jukka Keskinalo	FIN	8:14.47

9, Eliseo Martin ESP 8:16.51; 10, Tareq Mubarak Taher BRN 8:17.08; 11, Benjamin Kiplagat UGA 8:17.82; 12, Abubaker Ali Kamal QAT 8:19.72; 13, Ruben Ramolefi RSA 8:32.54; 14, Mustafa Mohamed SWE 8:35.77; Jamel Chatbi MAR DQ (r40.8) (DNS)

The Kenyans hoped to finish 1-2-3-4, and their chances were helped when Mekhissi, the Olympic silver medalist, failed to finish his heat, and 8:09 man Chatbi withdrew from the final after testing positive for Clenbuterol. The heats were all similarly paced with Kenyan winners – Mateelong, Kipruto, and Kemboi.

The final was led by Ramolefi, who had only been allowed into the championships at the last moment after having been omitted in error from South Africa's entry forms. He took the field through 1000m in 2:41.90, before Koech went ahead and increased the pace slightly with a 2:40.89 kilometre. Kemboi, Tahri and Mateelong were the only runners in touch, with Olympic Champion Kipruto falling back. Kemboi took the lead just before the bell, and pushing hard in the back straight was never headed. Koech, second into the finishing straight, was passed on the inside by Mateelong and then Tahri in the last couple of strides. For Kemboi, victory was particularly sweet after three silver medals. And after eight previous global finals races, Tahri not only won a medal but also broke the European record.

First round (First 4 & 3 fastest to final) (Aug 16)

Heat 1: 1, Mateelong 8:17.99; 2, Taher 8:18.13; 3, Koech 8:18.16; 4, Gari 8:18.22; 5, Ali Kamal 8:18.95; 6, Abdelatif Chermal MAR 8:25.68; 7, Tomasz Szymkowiak POL 8:27.93; 8, Mario Bazán PER 8:28.67; 9, Piet Desmet BEL 8:31.81; 10, Vincent Zouaoui-Dandrieux FRA 8:41.85; 11, Per Jacobsen SWE 8:44.80; 12, Angel Mullera ESP 8:47.40; Kyle Alcorn USA DNF

Heat 2: 1, Kipruto 8:18.07; 2, Tahri 8:18.23; 3, Ramolefi 8:18.24; 4, Kiplagat 8:18.55; 5, Keskinalo 8:22.00; 6, Mohamed 8:22.92; 7, José Luis Blanco ESP 8:24.07; 8, Krijn van Kooijwijk BEL 8:24.22; 9, Ildar Minshin RUS 8:33.89; 10, Rob Watson CAN 8:44.73; 11, Youcef Abdi AUS 8:49.88; 12, Legese Lemiso ETH 8:51.83; 13, Joshua McAdams USA 9:02.19

Heat 3: 1, Kemboi 8:19.36; 2, Jarso 8:20.91; 3, Martin 8:24.29; 4, Ion Luchianov MDA 8:27.41; 5, Bjornar Ustad Kristensen NOR 8:28.49; 6, Steffen Uliczka GER 8:37.83; 7, Simon Ayeko UGA 8:37.86; 8, Yoshitaka Iwamizu JPN 8:39.03; 9, Boštjan Buč SLO 8:40.56; 10, Alberto Paulo POR 8:43.13; 11, Daniel Huling USA 8:46.79; Chatbi DQ (r40.8) (8:20.26); Mahiedine Mekhissi-Benabbad FRA DNF

Daegu 2011

Final (Sep 1)

1,	Ezekiel Kemboi	KEN	8:14.85
2,	Brimin Kipruto	KEN	8:16.05
3,	Mahiedine Mekhissi-Benabbad	FRA	8:16.09
4,	Bouabdellah Tahri	FRA	8:17.56
5,	Roba Gari	ETH	8:18.37
6,	Jacob Araptany	UGA	8:18.67
7,	Richard Mateelong	KEN	8:19.31
8,	Ion Luchianov	MDA	8:19.69

9, Hamid Ezzine MAR 8:21.97; 10, Benjamin Kiplagat UGA 8:22.21; 11, Nahom Mesfin ETH 8:25.39; 12, Vincent Zouaoui-Dandrieux FRA 8:30.39; 13, Ruben Ramolefi RSA 8:30.47; 14, Abraham Chirchir KEN 8:33.56; 15, Alberto Paulo POR 8:33.84

Talk of a possible world record attempt by Kipruto, who had missed that record by 0.01 seconds six weeks earlier, was quickly muted when Ramolefi led the field through a cautious first kilometre of 2:47.63. The pace was still slow at 2000m with Araptany leading in 5:33.42. The Ugandan teenager still led at the bell, and continued to hold off Kemboi until 220m from the finish. At that point the Kenyan erupted from the field, and held a 10m margin coming out of the last water jump. Certain in the knowledge that he had retained his title, Kemboi

drifted out to lane seven by the time he reached the line, and pumped his fists in celebration. Behind him Kipruto was a solid second and never in danger of losing to Mekhissi, despite the closeness of the times. This was Kemboi's fifth consecutive medal in the World Championships, a clear testimony to his remarkable competitive record.

First round (First 4 & 3 fastest to final) (Aug 29)

Heat 1: 1, Araptany 8:18.57; 2, Mekhissi 8:23.71; 3, Mateleong 8:23.76; 4, Luchianov 8:23.88; 5, Victor Garcia ESP 8:28.97; 6, Amor Ben Yahia TUN 8:30.02; 7, Ali Abubaker Kamal QAT 8:30.37; 8, Andrew Farnosov RUS 8:34.44; 9, Alex Genest CAN 8:36.67; 10, Steffen Uliczka GER 8:37.35; 11, Abdelkader Hachlaf MAR 8:46.14; 12, Bill Nelson USA 8:51.20

Heat 2: 1, Kemboi 8:10.93; 2, Ramolefi 8:11.50; 3, Ezzine 8:11.81; 4, Mestfin 8:12.04; 5, Tahri 8:13.22; 6, Ali Ahmed Al-Amri KSA 8:26.75; 7, Simon Ayeko UGA 8:29.02; 8, Jukka Keskinlo FIN 8:31.52; 9, Dan Huling USA 8:34.70; 10, Tomás Tajadura ESP 8:36.23; 11, Bjørnar Ustad Kristensen NOR 8:39.85; 12, Łukasz Parszczyński POL 8:44.09

Heat 3: 1, Kiplagat 8:22.11; 2, Gari 8:20.28; 3, Kipruto 8:21.89; 4, Paulo 8:22.41; 5, Chirchir 8:23.09; 6, Zouaoui-Dandrieux 8:23.79; 7, Ángel Mullera ESP 8:31.83; 8, Youcef Abdi AUS 8:38.42; 9, Ben Bruce USA 8:39.96; 10, Matthew Hughes CAN 8:58.52; Mario Bazán PER DNF

Moscow 2013

Final (Aug 15)

1,	Ezekiel Kemboi	KEN	8:06.01
2,	Consensus Kipruto	KEN	8:06.37
3,	Mahiedine Mekhissi-Benabbad	FRA	8:07.86
4,	Paul Kipsiele Koech	KEN	8:08.62
5,	Evan Jager	USA	8:08.67
6,	Matt Hughes	CAN	8:11.64
7,	Abel Mutai	KEN	8:17.04
8,	Yoann Kowal	FRA	8:17.41
9,	Hamid Ezzine	MAR	8:19.53; 10, Ion Luchianov
10,	Ion Luchianov	MDA	8:19.99; 11, Ángel Mullera
11,	Ángel Mullera	ESP	8:20.93; 12, Jacob Araptany
12,	Jacob Araptany	UGA	8:25.86; 13, Alexandre Genest
13,	Alexandre Genest	CAN	8:27.01; 14, Benjamin Kiplagat
14,	Benjamin Kiplagat	UGA	8:31.09; Noureddine Small
			FRA DNF

Kipruto posed a serious threat to defending champion Kemboi, having defeated him three times before Moscow in 2013. In the final, he led the field through 1000m in a moderate 2:45.94. Koech was slower yet in the second third of the race, reaching 2000m in 5:31.95. Kipruto went to the front with 600m to go, then just before the bell Koech moved slightly ahead. The two Kenyans collided at the start of the bend with Kipruto refusing to be overtaken. They were followed by Kemboi, Jager and the fastest heat winner Mekhissi.

Kemboi found himself boxed on the backstraight but spurted clear with 200m to go, moving quickly from fourth to first in the space of 30m. Meanwhile, Kipruto was overtaken by Mekhissi after the last water jump, but recovered to gain slightly on Kemboi despite landing awkwardly after the last hurdle. Mekhissi repeated his Daegu bronze. The defending champion could afford to ease up before crossing the line, yet his final lap was timed by transponder in 60.20, half a second faster than anyone else. His victory celebration included stroking his mohawk haircut, showing off a message on his tee-shirt and performing a dance on his victory lap. His unique medal collection from six successive World Championships: three silvers followed by three golds.

First round (First 3 & 6 fastest to final) (Aug 12)

Heat 1: 1, Mekhissi 8:15.43; 2, Hughes 8:16.93; 3, Mutai 8:19.15; 4, Mullera 8:19.26; 5, Luchianov 8:19.64; 6, Kiplagat 8:21.14; 7, Abdelmadjed Touil ALG 8:25.89; 8, Ilgizar Safiulin RUS 8:28.65; 9, Vadym Slobodenyuk UKR 8:33.60; 10, Tareq Mubarak Taher BRN 8:34.32; 11, Mateusz Demczyk POL 8:34.60; 12, Jaouad Chemlal MAR 8:36.29; 13, Dan Huling USA 8:37.80; Yuri Floriani ITA DQ (r163.3)

Heat 2: 1, Jager 8:23.76; 2, Kemboi 8:23.84; 3, Small 8:24.05; 4, Araptany 8:24.53; 5, Genest 8:24.56; 6, José Gregorio Peña VEN 8:24.88; 7, Steffen Uliczka GER 8:28.32; 8, Roberto Alaiz ESP 8:33.32; 9, James Wilkins GBR 8:35.07; 10, Roba Gari ETH 8:45.06; Mohammed Boulama MAR DNF; Abdelhamid Zeriffi ALG DQ (r163.3); Jamel Chatbi MAR DQ (r163.3)

Heat 3: 1, Kipruto 8:22.31; 2, Koech 8:22.88; 3, Kowal 8:23.74; 4, Ezzine 8:24.35; 5, De'Sean Turner USA 8:28.44; 6, Hichem Bouchicha ALG 8:28.56; 7, Habtamu Jaleta ETH 8:29.08; 8, Chris Winter CAN 8:29.36; 9, Mitko Tsenov BUL 8:32.49; 10, Sebastián Martos ESP 8:32.63; 11, Tarik Langat Akdag TUR 8:34.97; 12, Patrick Nasti ITA 8:36.42; Krystian Zalewski POL DQ (r163.3)

3000 METRES STEEPLECHASE

Multiple Medalists:

6	Ezekiel Kemboi	KEN	03-2, 05-2, 07-2, 09-1, 11-1, 13-1
4	Moses Kiptanui	KEN	91-1, 93-1, 95-1, 97-2
3	Brimin Kipruto	KEN	05-3, 07-1, 11-2
2	Patrick Sang	KEN	91-2, 93-2
	Christopher Kosgei	KEN	95-2, 99-1
	Bernard Barmasai	KEN	97-3, 01-3
	Wilson Boit Kipketer	KEN	97-1, 99-2
	Ali Ezzine	MAR	99-3, 01-2
	Saif Saeed Shaheen	QAT	03-1, 05-1
	Richard Mateelong	KEN	07-3, 09-2
	Mahiedine Mekhissi-Benabbad	FRA	11-3, 13-3

Most Finals/Appearences:

7	Bouabdallah Tahri	FRA	99-12, 01-5, 03-4, 05-8, 07-5, 09-3, 11-4
---	-------------------	-----	---

National Placings:

	1	2	3	4	5	6	7	8	Points
KEN	10	11	4	4	2	-	7	2	225
FRA	-	-	3	3	2	-	-	2	43
GER	1	1	-	2	-	1	-	1	29
MAR	-	1	1	1	1	1	-	-	27
ESP	-	-	1	1	-	4	1	1	26
USA	-	-	-	1	3	2	-	1	24
ITA	1	-	1	-	1	-	1	3	23
QAT	2	-	-	-	-	-	1	-	18
GBR	-	-	1	-	1	1	-	-	13
KSA	-	-	1	1	-	-	-	-	11
ETH	-	-	-	-	2	1	-	-	11
POL	-	1	-	-	-	-	-	-	7
CAN	-	-	-	-	1	1	-	-	7
ALG	-	-	1	-	-	-	-	-	6
BEL	-	-	1	-	-	-	-	-	6
NED	-	-	-	-	1	-	1	-	6
SWE	-	-	-	1	-	-	-	-	5
ROU	-	-	-	-	-	1	-	1	4
BRN	-	-	-	-	-	-	-	-	3
UGA	-	-	-	-	-	1	-	-	3
NOR	-	-	-	-	-	-	1	-	2
RUS	-	-	-	-	-	-	-	1	2
FIN	-	-	-	-	-	-	-	1	1
MDA	-	-	-	-	-	-	-	1	1
TUR	-	-	-	-	-	-	-	1	1
Totals	14	14	14	14	14	14	14	14	504

110 Metres Hurdles

Helsinki 1983

Final (Aug 12) (1.3)

			Reactions
1,	Greg Foster	USA	13.42
2,	Arto Bryggare	FIN	13.46
3,	Willie Gault	USA	13.48
4,	Mark McKoy	CAN	13.56
5,	Thomas Munkelt	GDR	13.66
6,	György Bakos	HUN	13.68
7,	Ventsislav Radev	BUL	13.73
8,	Sam Turner	USA	13.82

A capacity crowd turned up in the hope of seeing Finland's first medal winner. Arto Bryggare had already impressed with a national record in round one, but the favourite for the gold was US Champion Greg Foster, who won his semi in 13.22. The tall Finn got to the first hurdle first in the final and led for four flights. Foster then took control, but was lucky to stay on his feet after hitting the ninth hurdle square on the crossbar. He also went right through the tenth hurdle. It almost cost him the race. "I've never hit a hurdle like that," said Foster. "I've never been that off-balance. I wanted to stop, but something kept me going."

Despite beating their favourite, Foster endeared himself to the crowd by waving a Finnish flag at his medal ceremony.

First round (First 4 & 3 fastest to semi-finals) (Aug 11)

Heat 1: (1.1) 1, McKoy 13.53; 2, Munkelt 13.61; 3, Radev 13.78; 4, Holtom 13.85; 5, Bodo 13.91; 6, Castillo 13.93; 7, Tim Soper NZL 14.28

Heat 2: (1.9) 1, Bryggare 13.44; 2, Gault 13.66; 3, Casañas 13.70; 4, Liviu Giorgian ROU 13.98; 5, Stéphane Caristan FRA 14.10; 6, Jülius Ivan TCH 14.28; 7, Gary Bullard BAH 14.31

Heat 3: (1.9) 1, Foster 13.41; 2, Bakos 13.61; 3, Moracho 13.62; 4, Oschkenat

13.80; 5, Ion Oltean ROU 13.97; 6, Yu Zhicheng CHN 14.43; 7, San Chay Kim CAM 16.26

Heat 4: (2.1) 1, Turner 13.62w; 2, Wright 13.70; 3, Prokofyev 13.90; 4, Daniele Fontecchio ITA 14.05; 5, Wu Ching-Jing TPE 14.24; 6, Axel Schaumann FRG 14.40; 7, Jean-Daniel Ojiko GAB 14.93

Semi-finals (First 4 to final) (Aug 12)

Heat 1: (0.9) 1, Foster 13.22; 2, Gault 13.48; 3, Munkelt 13.62; 4, Bakos 13.66; 5, Andrey Prokofyev URS 13.76; 6, Mark Holtom GBR 13.79; 7, Modesto Castillo DOM 14.23; Alejandro Casañas CUB DNS

Heat 2: (0.7) 1, Bryggare 13.50; 2, Turner 13.65; 3, McKoy 13.73; 4, Radev 13.82; 5, Javier Moracho ESP 13.92; 6, Andreas Oschkenat GDR 13.93; 7, Don Wright AUS 14.28; Béla Bodo HUN DNS

Rome 1987

Final (Sep 3) (0.5)

1,	Greg Foster	USA	13.21
2,	Jon Ridgeon	GBR	13.29
3,	Colin Jackson	GBR	13.38
4,	Jack Pierce	USA	13.41
5,	Igor Kazanov	URS	13.48
6,	Carlos Sala	ESP	13.55
7,	Mark McKoy	CAN	13.71
	Arto Bryggare	FIN	DNS

Defending champion Foster confirmed his status as favourite by winning the first heat in a championship record of 13.20. Bryggare unfortunately injured himself warming up for the final, leaving double Commonwealth Champion McKoy as Foster's biggest threat. In the final the Canadian got a great start, but hit the first three hurdles badly and was out of contention. Foster's nearest challengers were a pair of 20 year-old Britons, Ridgeon and Jackson. Ridgeon actually gained slightly on the American in the second half of the race, but said he dislocated a toe in his right foot in the process.

First round (First 2 & 6 fastest to semi-finals) (Sep 1)

Heat 1: (1.4) 1, Foster 13.20; 2, Jackson 13.37; 3, Sala 13.48; 4, Hudec 13.48; 5, Schwarhoff 13.72; 6, Fabien Niederhäuser SUI 14.04; 7, Erik Jensen DEN 14.06; 8, Mauricio Carranza ESA 15.67

Heat 2: (0.4) 1, McKoy 13.50; 2, Bryggare 13.62; 3, Platek 13.63; 4, Lyndon Johnson BRA 13.91; 5, Andrew Parker JAM 13.94; 6, Yu Zhicheng CHN 13.97; 7, Antonio Lanau ESP 14.25; 8, Wu Ching-Jing TPE 14.45

Heat 3: (0.2) 1, Ridgeon 13.46; 2, Markin 13.56; 3, Höffer 13.70; 4, Mikael Ylöstalo FIN 13.90; 5, Ulf Söderman SWE 14.01; 6, Luigi Bertocchi ITA 14.02; 7, Judex Lefou MRI 14.35; Javier Moracho ESP DNS

Heat 4: (0.4) 1, Pierce 13.61; 2, Walker 13.62; 3, Kazanov 13.80; 4, TJ Kearns IRL 14.02; 5, Derek Knowles BAH 14.39; 6, João Lima POR 14.41; Stephen Kerho CAN DNS; Jean-Marc Muster SUI DNF

Heat 5: (0.9) 1, Caristan 13.44; 2, Bakos 13.76; 3, Cletus Clark USA 13.81; 4, Michael Radzey FRG 13.82; 5, Gianni Totazi ITA 13.87; 6, Sergey Usov URS 13.90; Alain Cuypers BEL DNF

Semi-finals (First 4 to final) (Sep 1)

Heat 1: (0.5) 1, Ridgeon 13.34; 2, Foster 13.31; 3, Sala 13.60; 4, Bryggare 13.62; 5, Aleksandr Markin URS 13.63; 6, Krzysztof Platek POL 13.68; 7, Ales Höffer TCH 13.78; 8, Florian Schwarhoff FRG 13.98

Heat 2: (1.3) 1, McKoy 13.42; 2, Pierce 13.45; 3, Kazanov 13.58; 4, Jackson 13.58; 5, Stéphane Caristan FRA 13.62; 6, Nigel Walker GBR 13.68; 7, György Bakos HUN 13.90; 8, Jifi Hudec TCH 14.06

Tokyo 1991

Final (Aug 29) (0.7)

1,	Greg Foster	USA	13.06	0.148
2,	Jack Pierce	USA	13.06	0.114
3,	Tony Jarrett	GBR	13.25	0.160
4,	Mark McKoy	CAN	13.30	0.128
5,	Dan Philibert	FRA	13.33	0.134
6,	Vladimir Shishkin	URS	13.39	0.161
7,	Florian Schwarhoff	GER	13.41	0.154
8,	Li Tong	CHN	13.46	0.161

Foster became the first athlete to win three consecutive world titles, but he cut it very fine. Foster started well and held a narrow lead during the second half of the race, but a tremendous run-in by Pierce – fourth in Rome – brought him level with his older team-mate. The two men

embraced after the finish, not knowing which one had taken gold even after watching the slow-motion replay on the scoreboard. Foster was eventually named as the winner. Jarrett's bronze was some consolation for Britain, who lost Rome bronze medallist Jackson through injury after the first round.

"As far as I'm concerned, we finished in a dead heat and we're both gold medallists," said the winner. "I would have been just as happy with second."

First round (First 3 and 1 fastest to second round) (Aug 27)

Heat 1: (0.9) 1, Kearns 13.71; 2, Hudec 13.72; 3, Giurgian 13.84; 4, Sébastien Thibault FRA 13.92; 5, Nguyen Van Loi VIE 14.74; Tomasz Nagórka POL & Ruhan Işın TUR DNF; Renadot Nehemiah USA DNS

Heat 2: (2.2) 1, Foster 13.32w; 2, Philibert 13.34; –3, Kazanov & Kováč 13.70; 5, Joilto Bonfim BRA 13.72; 6, Mike Fenner GER 13.78; 7, Antti Haapakoski FIN 13.88

Heat 3: (2.7) 1, Li 13.34w; 2, Jarrett 13.40; 3, Sánchez 13.58; 4, Dietmar Koszewski GER 13.67; 5, Mircea Oaida ROU 13.68; 6, Gennady Dakshovich URS 13.69; 7, Georgi Georgiev BUL 14.19; 8, Judex Lefou MRI 14.26

Heat 4: (1.8) 1, Pierce 13.23; 2, McKoy 13.39; 3, Nelson 13.42; 4, Piotr Wojcik POL 13.47; 5, Herwig Röttl AUT 13.66; 6, John Kaihuri AUS 13.77; 7, Zeiad Al Kheder KUW 14.48; Rashid-Shabani Al-Abdulla QAT DNF. *Wojcik could not advance to the semi-finals because of the tie for third place in heat 2*

Heat 5: (1.5) 1, Jackson 13.25; 2, Schwarhoff 13.39; 3, Shishkin 13.51; 4, Toshihiko Wasaki JPN 13.58; 5, Kai Kylvöinen FIN 13.60; 6, Carlos Sala ESP 13.73; 7, Elvis Cedeño VEN 13.85

Semi-finals (First 4 to final) (Aug 27)

Heat 1: (1.1) 1, Pierce 13.36; 2, Schwarhoff 13.41; 3, Li 13.50; 4, Shishkin 13.52; 5, Alexis Sánchez CUB 13.81; 6, Igor Kováč TCH 13.89; 7, TJ Kearns IRL 14.02; Colin Jackson GBR DNS

Heat 2: (0.2) 1, Jarrett 13.23; 2, Foster 13.23; 3, McKoy 13.28; 4, Philibert 13.38; 5, Igor Kazanov URS 13.65; 6, David Nelson GBR 13.67; 7, Liviu Giurgian ROU 13.82; 8, Jifi Hudec TCH 13.95

Stuttgart 1993

Final (Aug 20) (0.5)

1,	Colin Jackson	GBR	12.91 _{WR}	0.122
2,	Tony Jarrett	GBR	13.00	0.159
3,	Jack Pierce	USA	13.06	0.170
4,	Emilio Valle	CUB	13.20	0.171
5,	Florian Schwarhoff	GER	13.27	0.128
6,	Igor Kazanov	LAT	13.38	0.166
7,	Dietmar Koszewski	GER	13.60	0.153
8,	Tony Dees	USA	14.13	0.160

Three-time champion Foster did not make the US team, yet the event was of the highest quality. This was evident from the semi-finals, where Mark Crear clocked 13.38 but was eliminated. Jackson, third in Rome and injured in Tokyo, was unbeaten thus far in 1993 and was the favourite. However, the Tokyo silver and bronze medallists Pierce and Jarrett were each impressive semi-final winners.

The Welshman ran a virtually perfect race in the final. Away quickest, he was pressured only by Dees, one lane to his right. The American was heading for a possible silver medal before faltering at the fifth hurdle and fading to last place.

Jackson brushed the tenth barrier before crossing the line 0.01 inside the four year-old world record of Roger Kingdom. The place times were phenomenal. Jarrett improved his best by 0.13 to take the silver. Pierce, who again displayed a strong finish, matched his silver-medal winning time of Tokyo.

"I wanted to be precise, accurate and fast," said Jackson, who touched just two of the hurdles.

First round (First 3 & 6 fastest to semi-finals) (Aug 19)

Heat 1: (0.7) 1, Jackson 13.23; 2, Koszewski 13.52; 3, Wojcik 13.72; 4, Grossard 13.79; 5, Fausto Frigerio ITA 13.97; 6, Pedro Chiamulera BRA 14.11; 7, Mustapha Sdad MAR 14.38

Heat 2: (0.4) 1, Pierce 13.21; 2, Philibert 13.53; 3, Kaiser 13.54; 4, Cahill 13.70; 5, Yevgeniy Pechonkin RUS 13.85; 6, Pekka Vesterinen FIN 13.89; 7, Wagner Marseille HAI 14.03; Alex Foster CRC DNS

Heat 3: (0.4) 1, Jarrett 13.32; 2, Vander-Kuyp 13.57; 3, Kazanov 13.61; 4, Vincent Clarico FRA 13.91; 5, Joilto Bonfim BRA 14.00; 6, Henry Andrade CPV 14.64; 7, Robert Kosev MKD 14.78; 8, Robin Korving NED 14.88

Heat 4: (0.4) 1, Valle 13.32; 2, Crear 13.47; 3, Tulloch 13.59; 4, Kylvöinen 13.76; 5, Vladimir Shishkin RUS 13.89; 6, Miguel Soto PUR 13.92; 7, Yusuke Tsuge JPN 14.11; Laurent Ottoz ITA DNS

Heat 5: (-0.2) 1, Dees 13.53; 2, Schwarhoff 13.60; 3, Kearns 13.77; 4, Belokon 13.83; 5, Kobus Schoeman RSA 13.83; 6, Mathieu Jouys FRA 13.93; 7, Jiri Hudec CZE 14.18; 8, Avelo Tanielu SAM 13.91

Heat 6: (-0.6) 1, Boroi 13.61; 2, Li 13.64; 3, Kroeker 13.71; 4, Kováč 13.71; 5, Haapakoski 13.76; 6, Sergey Usov BLR 13.90; 7, Mohammed Abdel Aal EGY 14.38; 8, Noureddine Tadjine ALG 14.50

Semi-finals (First 2 & 2 fastest to final) (Aug 19)
Heat 1: (0.0) 1, Jackson 13.13; 2, Kazanov 13.23; 3, Schwarhoff 13.31; 4, Mark Crear USA 13.38; 5, Dan Philibert FRA 13.42; 6, Piotr Wojcik POL 13.67; 7, Sean Cahill IRL 13.84; 8, Vladimir Belokon UKR 14.01

Heat 2: (-0.1) 1, Pierce 13.11; 2, Koszewski 13.48; 3, George Boroi ROU 13.54; 4, Li Tong CHN 13.59; 5, T.J. Kearns IRL 13.68; 6, Andrew Tulloch GBR 13.79; 7, Antti Haapakoski FIN 13.88; 8, Igor Kováč SVK 14.02

Heat 3: (-0.3) 1, Jarrett 13.14; 2, Dees 13.19; 3, Valle 13.19; 4, Kyle Vander-Kuyp AUS 13.48; 5, Hubert Grossard BEL 13.61; 6, Eric Kaiser GER 13.64; 7, Tim Kroeker CAN 13.74; 8, Kai Kyllönen FIN 13.96

Gothenburg 1995

Final (Aug 12) (-0.1)

1,	Allen Johnson	USA	13.00	0.143
2,	Tony Jarrett	GBR	13.04	0.129
3,	Roger Kingdom	USA	13.19	0.153
4,	Jack Pierce	USA	13.27	0.136
5,	Kyle Vander-Kuyp	AUS	13.30	0.129
6,	Dan Philibert	FRA	13.34	0.152
7,	Erick Batte	CUB	13.38	0.143
8,	Emilio Valle	CUB	13.43	0.188

There was certain to be a new champion as Colin Jackson suffered an adductor injury in the lead-up to Gothenburg and ruled himself out of contention. In any case, a serious challenge to the Briton's dominance had emerged in the shape of Allen Johnson, who in March became the first man to beat Jackson in a hurdles race since 1993.

The new American star almost went out in the second round when he stumbled badly on the run-in. He got it right when it mattered in the final, setting a personal best into a headwind despite hitting the final hurdle. Jarrett, who committed a false start, collected his fourth non-gold world medal and described himself as "the Merlene Ottey of men's track."

First round (First 4 & 8 fastest to second round) (Aug 11)

Heat 1: (-0.8) 1, Pierce 13.48; 2, Valle 13.55; 3, Tulloch 13.69; 4, Kyllönen 13.81; 5, Frank Asselman BEL 13.85; 6, Aleksandr Yenko MDA 13.97; 7, Emmanuel Romary FRA 14.11; 8, Sean Cahill IRL 14.33

Heat 2: (0.0) 1, Schwarhoff 13.45; 2, Vander-Kuyp 13.47; 3, Philibert 13.60; 4, Lisabeth 13.76; 5, Herwig Röttl AUT 13.85; 6, Gaute Gundersen NOR 13.95; 7, Pedro Chiamulera BRA 14.33; 8, Mahesh Perera SRI 14.64

Heat 3: (1.7) 1, Haapakoski 13.50; 2, Kaiser 13.63; 3, Boroi 13.65; 4, Owen 13.74; 5, Csillag 13.75; 6, Kroeker 13.76; 7, Wagner Marseille HAI 14.03; 8, Arturo Rodriguez CHI 14.11

Heat 4: (0.4) 1, Kingdom 13.35; 2, Batte 13.44; 3, Chen 13.58; 4, Albin 13.60; 5, Peders 13.78; 6, de Souza 13.84; 7, Nsenga 13.84; 8, Carlos Sala ESP 14.01

Heat 5: (-0.1) 1, Johnson 13.44; 2, Foster 13.49; 3, Clarico 13.67; 4, Torkelson 13.72; 5, Göhler 13.74; 6, Kähkönen 13.77; 7, Dakshevich 13.82; 8, Gunnar Schrör SUI 13.95

Heat 6: (-0.3) 1, Jarrett 13.57; 2, Kováč 13.66; 3, Kazanov 13.74; 4, Eriksson 13.85; 5, Joilo Bonfim BRA 13.91; 6, William Erase NGR 13.92; 7, Nur Herman Majid MAS 14.19; 8, Prodromos Katsantonis CYP 14.28

Second round (First 4 to semi-finals) (Aug 11)

Heat 1: (0.6) 1, Vander-Kuyp 13.29; 2, Kingdom 13.32; 3, Foster 13.60; 4, Tulloch 13.62; 5, Jonathan Nsenga BEL 13.67; 6, Vincent Clarico FRA 13.86; Sven Göhler GER & Niklas Eriksson SWE DNF

Heat 2: (2.8) 1, Pierce 13.34w; 2, Kováč 13.40; 3, Haapakoski 13.57; 4, Owen 13.82; 5, Patrik Torkelson SWE 13.84; 6, Tim Kroeker CAN 13.88; 7, Walmes de Souza BRA 13.91; 8, Chen Yanhao CHN 18.02

Heat 3: (0.2) 1, Jarrett 13.23; 2, Schwarhoff 13.24; 3, Philibert 13.43; 4, Valle 13.47; 5, Claes Albin SWE 13.52; 6, Johan Lisabeth BEL 13.77; 7, Guntis Peders LAT 13.84; 8, Jyrki Kähkönen FIN 13.98

Heat 4: (-0.1) 1, Batte 13.44; 2, Kaiser 13.50; 3, Johnson 13.54; 4, Kazanov 13.55; 5, George Boroi ROU 13.79; 6, Levente Csillag HUN 13.92; 7, Gennadiy Dakshevich RUS 14.11; Kai Kyllönen FIN DNF

Semi-finals (First 4 to final) (Aug 12)

Heat 1: (-0.1) 1, Johnson 13.25; 2, Pierce 13.27; 3, Valle 13.27; 4, Vander-Kuyp 13.36; 5, Igor Kováč SVK 13.45; 6, Antti Haapakoski FIN 13.54; 7, Andy Tulloch GBR 13.62; 8, Eric Kaiser GER 13.71

Heat 2: (1.1) 1, Jarrett 13.19; 2, Kingdom 13.36; 3, Batte 13.39; 4, Philibert 13.49; 5, Robert Foster JAM 13.55; 6, Igor Kazanov LAT 13.61; 7, Neil Owen GBR 13.92; Florian Schwarhoff GER DNF

Athens 1997

Final (Aug 7) (0.0)

1,	Allen Johnson	USA	12.93	0.128
2,	Colin Jackson	GBR	13.05	0.118
3,	Igor Kováč	SVK	13.18	0.161
4,	Florian Schwarhoff	GER	13.20	0.141
5,	Dan Philibert	FRA	13.26	0.118
6,	Terry Reese	USA	13.30	0.117
7,	Mark Crear	USA	13.55	0.134
	Artur Kohutek	POL	DNS	

Third in 1987 and winner in a world record 12.91 in 1993, Jackson completed a set of medals by taking silver this time. Normally he would have been dejected at losing such an important race but the Welshman was delighted by his best run (13.05) for three years, returning to the highest level after many had written him off. Johnson retained his title brilliantly. Quickest away, he was a metre clear of Jackson at halfway and held his form superbly to clock 12.93, the fifth fastest ever time and just 1/100th away from the American record he shared with Roger Kingdom. Kováč outdistanced Schwarhoff for the bronze, Slovakia's first World Championship medal. "I achieved the time I thought could win the gold," said Jackson, "but Allen produced a fantastic performance."

First round (First 5 & 2 fastest to final) (Aug 5)

Heat 1: (-0.6) 1, Philibert 13.43; 2, Johnson 13.52; 3, Kronberg 13.70; 4, Korving 13.80; 5, Gundersen 13.83; 6, Stamatios Magos GRE 13.92; Zhivko Videnov BUL DQ (r162.7)

Heat 2: (0.8) 1, Kohutek 13.37; 2, Garcia 13.46; 3, Tulloch 13.69; 4, Balzer 13.70; 5, Grossard 13.74; 6, Reese 13.79; 7, Wagner Marseille HAI 14.52; Andrey Sklyarenko KAZ DNS

Heat 3: (0.1) 1, Kováč 13.36; 2, Thibaut 13.50; 3, Ścigaczewski 13.61; 4, Kislykh 13.67; 5, Olijars 13.76; 6, Li Tong CHN 13.89; 7, Avelo Tanielu SAM 14.59; Emilio Valle CUB DNF

Heat 4: (-0.4) 1, Jarrett 13.35; 2, Clarico 13.51; 3, Mehlich 13.65; 4, Fenner 13.67; 5, Pieters 13.67; 6, Hisanobu Konae JPN 14.02; 7, Slavoljub Nikolić YUG 14.26; 8, Min Min Tun MYA 15.58

Heat 5: (-0.3) 1, Schwarhoff 13.44; 2, Torian 13.51; 3, Vander-Kuyp 13.61; 4, Peders 13.75; Chiamulera 13.93; 6, Peter Coghlan IRL 13.94; 7, William Erase NGR 13.95; 8, Simohammed Boukrouna MAR 14.22

Heat 6: (0.3) 1, Jackson 13.19; 2, Crear 13.32; 3, Nsenga 13.53; 4, Haapakoski 13.75; 5, Lichtenegger 13.78; 6, Naivalu 13.82; 7, Levente Csillag HUN 13.96; 8, Blaz Korent SLO 14.20

Second round (First 3 & 4 fastest to semi-finals) (Aug 5)

Heat 1: (0.1) 1, Crear 13.15; 2, Jackson 13.19; 3, Korving 13.44; 4, Mike Fenner GER 13.50; 5, Ronald Mehlich POL 13.51; 6, Sven Pieters BEL 13.55; 7, Sébastien Thibaut FRA 13.62; 8, Jovessa Naivalu FIJ 14.04

Heat 2: (1.2) 1, Johnson 13.22; 2, Kohutek 13.27; 3, Philibert 13.33; 4, Balzer 13.37; 5, Nsenga 13.50; 6, Stanislav Olijars LAT 13.62; 7, Andy Tulloch GBR 13.63; 8, Gaute Gundersen NOR 13.91

Heat 3: (-0.1) 1, Jarrett 13.27; 2, Garcia 13.46; 3, Vander-Kuyp 13.53; 4, Reggie Torian USA 13.64; 5, Antti Haapakoski FIN 13.72; 6, Robert Kronberg SWE 13.73; 7, Pedro Chiamulera BRA 13.86; 8, Hubert Grossard BEL 14.01

Heat 4: (0.8) 1, Kováč 13.23; 2, Reese 13.30; 3, Schwarhoff 13.30; 4, Clarico 13.41; 5, Kislykh 13.43; 6, Guntis Peders LAT 13.55; 7, Elmar Lichtenegger AUT 13.70; 8, Tomasz Ścigaczewski POL 13.73

Semi-finals (First 4 to final) (Aug 6)

Heat 1: (-0.7) 1, Jackson 13.24; 2, Johnson 13.31; 3, Kováč 13.38; 4, Reese 13.45; 5, Robin Korving NED 13.51; 6, Vincent Clarico FRA 13.53; 7, Andrey Kislykh RUS 13.78; 8, Falk Balzer GER 14.06

Heat 2: (1.1) 1, Schwarhoff 13.29; 2, Philibert 13.30; 3, Crear 13.35; 4, Kohutek 13.39; 5, Kyle Vander-Kuyp AUS 13.49; 6, Tony Jarrett GBR 13.50; 7, Jonathan Nsenga BEL 13.58; Anier Garcia CUB DNS

Seville 1999

Final (Aug 25) (1.0)

1,	Colin Jackson	GBR	13.04	0.116
2,	Anier Garcia	CUB	13.07	0.158
3,	Duane Ross	USA	13.12	0.141
4,	Tony Dees	USA	13.22	0.148
5,	Falk Balzer	GER	13.26	0.153
6,	Yoel Hernández	CUB	13.30	0.129
7,	Florian Schwarhoff	GER	13.39	0.132
8,	Jonathan Nsenga	BEL	13.54	0.142

The USA, who had provided the winner of five of the previous six finals in this event, suffered a double blow when Crear, the only man

under 13 seconds in 1999, was disqualified from his quarter-final for two false starts and Johnson (seeking his third world title) strained a calf muscle warming up for his semi and withdrew. However, the USA still fielded a strong contender in Ross (4th in their Trials and thus competing only because Johnson had a 'wild card') who was fastest in the quarter-finals (personal best of 13.13) and semis (13.14). Also impressive in the other semi was Garcia, who edged Jackson in 13.18.

Both Garcia (with a Central American record) and Ross ran their fastest ever times in the final, but world record holder Jackson used his unrivalled dip to regain the title he last won in 1993. His time was a season's best of 13.04 and he made history by becoming the first Briton in any event to win a second world title. "Lots of people had written me off as past it but I knew I still had another championship in me," he said.

First round (First 4 & 8 fastest to second round) (Aug 23)

Heat 1: (0.6) 1, Ross 13.39; 2, Dorival 13.42; 3, Schwarhoff 13.50; 4, Kronberg 13.62; 5, Montesinos 13.74; 6, Marcio de Souza BRA 13.83; 7, Paul Sehzuze LBR 14.68

Heat 2: (0.2) 1, Crear 13.30; 2, Ścigaczewski 13.54; 3, Chen 13.55; 4, Coghlan 13.64; 5, Luiz André Balcers BRA 13.84; 6, Adrian Woodley CAN 13.95; 7, Ken-ichi Sakurai JPN 14.01

Heat 3: (0-3) 1, Johnson 13.46; 2, Philibert 13.53; 3, Hernández 13.53; 4, Kováč 13.63; 5, Brown 13.67; 6, Erese 13.76; 7, Victor Houston BAR 13.86

Heat 4: (0-4) 1, Balzer 13.35; 2, Nsenga 13.44; 3, Korving 13.45; 4, Tanigawa 13.65; 5, Bownes 13.65; 6, Emiliano Pizzoli ITA 13.79; 7, Pinheiro Leoadico STP 15.74

Heat 5: (0-5) 1, C. Jackson 13.19; 2, Olijars 13.28; 3, Dees 13.57; 4, Batte 13.62; 5, Grava 13.64; 6, J. Jackson 13.64; 7, Andrey Kislykh RUS 13.83

Heat 6: (0.0) 1, Garcia 13.40; 2, Lichtenegger 13.50; 3, Vander-Kuyp 13.55; 4, Leberer 13.65; 5, Niemi 13.66; 6, Giaconi 13.71

Second round (First 4 to semi-finals) (Aug 23)

Heat 1: (0-1) 1, Ross 13.13; 2, Garcia 13.20; 3, Korving 13.30; 4, Coghlan 13.37; 5, Tomasz Ścigaczewski POL 13.54; 6, Satoru Tanigawa JPN 13.58; 7, Steve Brown TTO 13.62; 8, Matti Niemi FIN 14.17

Heat 2: (0-2) 1, C. Jackson 13.21; 2, Dees 13.29; 3, Nsenga 13.37; 4, Dorival 13.42; 5, Chen Yanhao CHN 13.53; 6, Ralf Leberer GER 13.54; 7, Kyle Vander-Kuyp AUS 13.56; 8, William Erese NGR 13.65

Heat 3: (0-2) 1, Olijars 13.30; 2, Lichtenegger 13.43; 3, Batte 13.48; 4, Schwarhoff 13.50; 5, Robert Kronberg SWE 13.56; 6, Jean-Marc Grava FRA 13.63; 7, Hipólito Montesinos ESP 13.78; Mark Crear USA DQ (r162.7)

Heat 4: (0-1) 1, Hernández 13.35; 2, Balzer 13.38; 3, Philibert 13.47; 4, Johnson 13.48; 5, Igor Kováč SVK 13.56; 6, Andrea Giaconi ITA 13.61; 7, Shaun Bownes RSA 13.74; 8, Jeffrey Jackson ISV 14.32

Semi-finals (First 4 to final) (Aug 24)

Heat 1: (0-0) 1, Ross 13.14; 2, Schwarhoff 13.30; 3, Hernández 13.32; 4, Balzer 13.32; 5, Peter Coghlan IRL 13.35; 6, Erik Batte CUB 13.40; 7, Robin Korving NED 13.45; 8, Elmar Lichtenegger AUT 13.52

Heat 2: (0-1) 1, Garcia 13.18; 2, Jackson 13.19; 3, Dees 13.30; 4, Nsenga 13.47; 5, Dan Philibert FRA 13.49; 6, Stanislav Olijar LAT 13.70; 7, Dudley Dorival HAI 13.86; Allen Johnson USA DNS

Edmonton 2001

Final (Aug 9) (-0.3)

1,	Allen Johnson	USA	13.04	0.150
2,	Anier Garcia	CUB	13.07	0.150
3,	Dudley Dorival	HAI	13.25	0.134
4,	Yoel Hernández	CUB	13.30	0.151
5,	Robert Kronberg	SWE	13.51	0.136
6,	Yevgeniy Pechonkin	RUS	13.52	0.131
7,	Dawane Wallace	USA	13.76	0.159
8,	Shaun Bownes	RSA	13.84	0.133

Allen Johnson joined Greg Foster as a three-time winner. The 30 year-old American was off to an excellent start, though he proceeded to knock down five hurdles, allowing Olympic Champion Garcia to close in the second half of the race. The Cuban couldn't get level with Johnson and wound up second again in 13.07 to Johnson's 13.04. Those first two times were exactly the same as in 1999. In third place, Dorival won Haiti's first ever World Championship medal.

First round (First 3 & 6 fastest to semi-finals) (Aug 7)

Heat 1: (0-1) 1, Johnson 13.59; 2, Hernández 13.63; 3, Jarrett 13.64; 4, Naito 13.80; 5, Gabriel Burnett BAR 13.93; 6, Andrey Sklyarenko KAZ 14.02; 7, Hendry Ah-Tchoy PYF 16.34

Heat 2: (0-6) 1, Hernández 13.56; 2, Schwarhoff 13.58; 3, Kronberg 13.59; 4, Randriamihaja 13.61; 5, Paulo Villar COL 13.82; 6, Paul Gray GBR 13.96; 7, Sadros Sanchez PAN 14.34

Heat 3: (1-7) 1, Garcia 13.21; 2, Fenner 13.46; 3, Videnov 13.59; 4, Jones 13.72;

5, Satoru Tanigawa JPN 13.85; 6, David Ilariani GEO 14.08; Damien Greaves GBR DQ (r162.7)

Heat 4: (2-1) 1, Wallace 13.28w; 2, Kohutek 13.54w; 3, Liu 13.60w; 4, Crews 13.60w; 5, Jarno Jokhaara FIN 13.89w; 6, Damjan Zlatnar SLO 13.97

Heat 5: (0-0) 1, Trammell 13.40; 2, Pechonkin 13.58; 3, Nsenga 13.74; 4, Felipe Vivanco ESP 13.84; 5, Marcio de Souza BRA 13.88; 6, Sultan Tucker LBR 13.92; 7, Raiea Khrasat JOR 15.01

Heat 6: (1-0) 1, Dorival 13.33; 2, Bownes 13.38; 3, Lichtenegger 13.39; 4, Coghlan 13.57; 5, Mubarak 13.72; 6, Maurice Wignall JAM 13.88; 7, Omar Abdullah Al-Rawahy UAE 19.01

Semi-finals (First 2 & 2 fastest to final) (Aug 8)

Heat 1: (1-0) 1, Garcia 13.19; 2, Johnson 13.27; 3, Bownes 13.29; 4, Elmar Lichtenegger AUT 13.42; 5, Peter Coghlan IRL 13.61; 6, Masato Naito JPN 13.73; 7, Jonathan Nsenga BEL 13.89; Florian Schwarhoff GER DNF

Heat 2: (0-8) 1, Pechonkin 13.38; 2, Kronberg 13.38; 3, Wallace 13.41; 4, Mike Fenner GER 13.49; 5, Yuniel Hernández CUB 13.56; 6, Stephen Jones BAR 13.71; 7, Berlioz Randriamihaja MAD 13.77; Tony Jarrett GBR DQ (r162.7)

Heat 3: (0-2) 1, Hernández 13.33; 2, Dorival 13.43; 3, Terrence Trammell USA 13.44; 4, Liu Xiang CHN 13.51; 5, Zhivko Videnov BUL 13.55; 6, Jerome Crews GER 13.55; 7, Artur Kohutek POL 13.60; 8, Mubarak Ata Mubarak KSA 13.98

Paris 2003

Final (Aug 30) (0.3)

1,	Allen Johnson	USA	13.12	0.159
2,	Terrence Trammell	USA	13.20	0.154
3,	Liu Xiang	CHN	13.23	0.140
4,	Larry Wade	USA	13.34	0.157
5,	Marcio de Souza	BRA	13.48	0.155
6,	Shi Dongpeng	CHN	13.55	0.145
7,	Yoel Hernández	CUB	13.57	0.152
8,	Chris Phillips	USA	DQ (r40.1)	0.150 (13.36)

Only three men had ever won this title before Paris, and that figure held as Allen Johnson (33) took gold for a fourth time. The heats saw the injury of Olijars, the only man to have defeated Johnson so far in 2003. In the final the American started well and settled into a winning rhythm despite his habit of clipping every hurdle. Liu won China's first ever male track medal and prevented a United States sweep of the first four places. However it was later confirmed that the US number four Phillips had committed a doping violation.

First round (First 3 & 9 fastest to semi-finals) (Aug 28)

Heat 1: (0-2) 1, Kronberg 13.46; 2, Liu 13.48; 3, Trammell 13.51; 4, Sedoc 13.62; 5, Erese 13.67; 6, Giaconi 13.69; 7, Arlindo Pinheiro STP 15.10

Heat 2: (0-1) 1, Johnson 13.42; 2, de Souza 13.43; 3, Bownes 13.50; 4, Hernández 13.56; 5, Chris Pinnock JAM 13.74; 6, David Ilariani GEO 13.89; 7, Peter Coghlan IRL 13.90

Heat 3: (0-0) 1, Inocência 13.62; 2, Newton 13.62; 3, Nossmy 13.68; 4, Crews 13.72; 5, Berlioz Randriamihaja MAD 13.80; 6, Mohd Faiz Mohammad MAS 14.17; Stanislav Olijar LAT DNF

Heat 4: (0-3) 1, Wade 13.49; 2, dos Santos 13.57; 3, Naito 13.59; 4, Quiñónez 13.67; 5, Niemi 13.69

Heat 5: (0-2) 1, Doucouré 13.31; 2, Dorival 13.41; 3, Shi 13.48; 4, Allen 13.67; 5, Kuripitoe Betham SAM 16.24; Jonathan Nsenga BEL DNF; Phillips DQ (r40.1) (13.26)

Semi-finals (First 2 & 2 fastest to final) (Aug 29)

Heat 1: (0-4) 1, Shi 13.53; 2, Wade 13.55; 3, Robert Kronberg SWE 13.60; 4, Robert Newton GBR 13.62; 5, William Erese NGR 13.70; 6, Philip Nossmy SWE 13.72; 7, Redelén dos Santos BRA 13.77; 8, Matti Niemi FIN 13.89

Heat 2: (0-0) 1, Johnson 13.19; 2, Liu 13.46; 3, Hernández 13.46; 4, Mateus Inocência BRA 13.59; 5, Dudley Dorival HAI 13.59; 6, Masato Naito JPN 13.68; 7, Andrea Giaconi ITA 13.84; 8, Charles Allen CAN 14.19

Heat 3: (0-6) 1, Trammell 13.34; 2, de Souza 13.48; 3, Shaun Bownes RSA 13.53; 4, Ladjji Doucouré FRA 13.54; 5, Jerome Crews GER 13.67; 6, Jackson Quiñónez ECU 13.72; 7, Gregory Sedoc NED 13.74; Phillips DQ (r40.1) (13.48)

Helsinki 2005

Final (Aug 12) (-0.2)

1,	Ladjji Doucouré	FRA	13.07	0.164
2,	Liu Xiang	CHN	13.08	0.142
3,	Allen Johnson	USA	13.10	0.147
4,	Dominique Arnold	USA	13.13	0.173
5,	Terrence Trammell	USA	13.20	0.222
6,	Joel Brown	USA	13.47	0.160
7,	Maurice Wignall	JAM	13.47	0.167
8,	Mateus Inocência	BRA	13.48	0.157

The heats were run into headwinds during thunderstorms and the fastest man was Liu (13.73). Defending Champion Johnson clocked 13.92 into a wind measured at 5.1 metres per second and noted "I've never run into a headwind like that. I felt like I was being blown backwards." Conditions were not much better the next day, and the three races were won by Doucouré, Trammell and Johnson.

Johnson was out quickest in the final, with Doucouré inches behind at the first hurdle. The Frenchman, with his upright stance, high lead leg and quick snapdown, took the lead at the third hurdle, with Johnson and Trammell closest to him. Liu came next and the slow-starting Arnold was in sixth place. Doucouré and Johnson both hit the last hurdle hard, allowing the fast-closing Liu to catch up. Doucouré looked like a clear winner across the line, but Liu's closing lean helped him to get within 1/100th of the statuesque Frenchman. Johnson won an unprecedented fifth medal [his first non-gold] in holding off the fast-closing Arnold 13.10 to 13.13.

First round (First 3 & 6 fastest to semi-finals) (Aug 10)

Heat 1: (-5.1) 1, Blaschek 13.86; 2, Johnson 13.92; 3, Hernández 14.03; 4, Ivan Bitzi SU 14.26; 5, Cédric Lavanne FRA 14.49; 6, Alexandros Theofánof GRE 14.73; 7, Todd Matthews Jouda SU 15.43

Heat 2: (-0.3) 1, Liu 13.73; 2, dos Santos 13.74; 3, Nsenga 13.89; 4, García 14.01; 5, Lichtenegger 14.04; 6, Matti Niemi FIN 14.18; 7, Jackson Quiñónez ECU 14.34; 8, Baymurat Ashimuradov TKM 15.52

Heat 3: (-3.4) 1, Doucouré 13.86; 2, Inocêncio 13.96; 3, Pinnock 14.11; 4, Gregory Sedoc NED 14.24; 5, Sergey Demidyuk UKR 14.25; 6, Karl Jennings CAN 14.30; 7, Sultan Tucker LBR 14.34; Andrea Giaconini ITA DNS

Heat 4: (-1.1) 1, Shi 13.80; 2, Trammell 13.80; 3, Peremota 13.89; 4, Kronberg 13.89; 5, Naito 13.90; 6, Allan Scott GBR 14.18; 7, Peter Coghlan IRL 14.57; 8, Tang Hon Sing HKG 14.83

Heat 5: (-2.8) 1, da Silva 13.96; 2, Arnold 13.96; 3, van der Westen 14.01; 4, Paulo Villar COL 14.12; 5, Berlioz Randriamihaja MAD 14.18; 6, Satoru Tanigawa JPN 14.25; 7, Felipe Vivancos ESP 14.34; 8, Julien Mvoutoukoulo CGO 15.41

Heat 6: (-1.8) 1, Robles 13.83; 2, Olijar 13.86; 3, Brown 13.90; 4, Wignall 13.90; 5, Dorival 14.02; 6, Wu Youjia CHN 14.38; 7, David Iliariani GEO 14.88; 8, Suphan Wongsiphuck THA 15.05

Semi-finals (First 2 & 2 fastest to final) (Aug 11)

Heat 1: (-0.5) 1, Doucouré 13.35; 2, Arnold 13.39; 3, Shi Dongpeng CHN 13.44; 4, Yoel Hernández CUB 13.54; 5, Igor Peremota RUS 13.71; 6, Redelén dos Santos BRA 13.88; 7, Masato Naito JPN 13.88; 8, Dudley Dorival HAI 14.11

Heat 2: (-0.4) 1, Trammell 13.31; 2, Liu 13.42; 3, Stanislav Olijar LAT 13.53; 4, Anselmo da Silva BRA 13.63; 5, Robert Kronberg SWE 13.69; 6, Chris Pinnock JAM 13.73; 7, Jonathan Nsenga BEL 13.94; 8, Anier Garcia CUB 13.99

Heat 3: (-1.9) 1, Johnson 13.23; 2, Wignall 13.24; 3, Inocêncio 13.39; 4, Brown 13.43; 5, Thomas Blaschek GER 13.45; 6, Marcel van der Westen NED 13.63; 7, Eimar Lichtenegger AUT 13.74; 8, Dayron Robles CUB 14.16

Osaka 2007

Final (Aug 31) (1.7)

1,	Liu Xiang	CHN	12.95	0.161
2,	Terrence Trammell	USA	12.99	0.205
3,	David Payne	USA	13.02	0.141
4,	Dayron Robles	CUB	13.15	0.164
5,	Shi Dongpeng	CHN	13.19	0.150
6,	Sergiy Demidyuk	UKR	13.22	0.136
7,	Jackson Quiñónez	ESP	13.33	0.172
8,	Maurice Wignall	JAM	13.39	0.144

Liu and Trammell were the only sub-13 performers in 2007, with the Olympic Champion from China the marginal favourite in Osaka. It was his compatriot Shi who was the fastest in the heats with a personal best of 13.22. Behind him Payne ran 13.27. Three days before that race Payne was at home in Virginia, but flew to Osaka when Dominique Arnold had to withdraw with an Achilles injury.

World record holder Liu was drawn in lane nine in the final because he had eased off in his semi-final and was only the second-quickest of those who placed second in that round. Despite a reaction more than 0.03 slower than any other finalist, Trammell was the leader at the first hurdle, with Payne and Robles just behind. Trammell moved away from Payne, but Liu began to move up, and was second by the sixth barrier. Liu's momentum was irresistible, and he caught Trammell at the ninth hurdle, and won by almost half a metre with the first sub-13 at the World championships since 1997. Trammell also dipped below 13 seconds, and needed it to hold off the remarkable Payne who ran 13.02.

First round (First 3 & 9 fastest to semi-finals) (Aug 29)

Heat 1: (0.4) 1, Trammell 13.40; 2, Sedoc 13.48; 3, Kronberg 13.51; 4, Xing 13.56; 5, Blaschek 13.56; 6, Konstadinos Douvalidis GRE 13.74; 7, Eder Antonio Souza BRA 13.86; 8, Tarmo Jallil EST 14.16

Heat 2: (-0.6) 1, Liu 13.36; 2, Quiñónez 13.39; 3, Wignall 13.47; 4, Demidyuk 13.53; 5, da Silva 13.58; 6, Selim Nurudeen NGR 13.78; 7, Kenji Yarihana JPN 13.92; 8, Abdul Hakeem Abdul Halim SIN 14.94

Heat 3: (-0.2) 1, Olijars 13.38; 2, Hernández 13.46; 3, Naito 13.54; 4, Brathwaite 13.62; 5, Oliver 13.66; 6, Mohamed Aissa Al-Thawadi QAT 13.67; 7, Joseph-Berlioz Randriamihaja MAD 13.83; Felipe Vivancos ESP DQ (163.3)

Heat 4: (0.6) 1, Robles 13.41; 2, Doucouré 13.61; 3, Tanonaka 13.61; 4, Deghell 13.61; 5, MacLeod 13.61; 6, Shaun Bownes RSA 13.81; 7, David Iliariani GEO 13.82; 8, Igor Peremota RUS 13.84

Heat 5: (0.6) 1, Shi 13.22; 2, Payne 13.27; 3, Turner 13.27; 4, Dorival 13.63; 5, Andreas Kunderst SLO 13.68; 6, Shamar Sands BAH 13.72; 7, Damjan Zlatnar SLO 13.77; 8, Bano Traore FRA 13.84

Semi-finals (First 2 & 2 fastest to final) (Aug 30)

Heat 1: (-0.4) 1, Payne 13.19; 2, Shi 13.24; 3, Wignall 13.29; 4, Quiñónez 13.33; 5, Anselmo Gomes da Silva BRA 13.53; 6, Robert Kronberg SWE 13.58; 7, Adrien Deghell BEL 13.70; 8, Dudley Dorival HAI 13.82

Heat 2: (-0.3) 1, Trammell 13.23; 2, Demidyuk 13.35; 3, Ladjji Doucouré FRA 13.36; 4, Yoel Hernández CUB 13.37; 5, Xing Yanan CHN 13.59; 6, Tasuku Tanonaka JPN 13.62; 7, Stanislav Olijar LAT 13.78; 8, Ryan Brathwaite BAR 13.87

Heat 3: (-1.0) 1, Robles 13.21; 2, Liu 13.25; 3, Andy Turner GBR 13.38; 4, David Oliver USA 13.42; 5, Gregory Sedoc NED 13.58; 6, Masato Naito JPN 13.58; 7, Jared MacLeod CAN 13.66; 8, Thomas Blaschek GER 13.77

Berlin 2009

Final (Aug 20) (0.1)

1,	Ryan Brathwaite	BAR	13.14	0.157
2,	Terrence Trammell	USA	13.15	0.141
3,	David Payne	USA	13.15	0.122
4,	William Sharman	GBR	13.30	0.125
5,	Maurice Wignall	JAM	13.31	0.151
6,	Petr Svoboda	CZE	13.38	0.144
7,	Dwight Thomas	JAM	13.56	0.145
8,	Ji Wei	CHN	13.57	0.144

The event was weakened by the absence through injury of defending champion Liu Xiang and the injury to new world record holder Robles. The Cuban failed to finish his semi-final, at which stage Brathwaite was the fastest, having improved his Barbadian record to 13.18.

Payne, Brathwaite and Trammell were drawn in lanes 3-4-5 in the final, and for almost the entire race it was difficult to determine who held the lead. All three went across the third hurdle in 4.61 seconds, and it was only at the sixth hurdle that Payne could be seen to have dropped back slightly. At the 10th barrier Brathwaite held a lead of 0.03 over Trammell and was 0.04 ahead of Payne, but the Americans closed sharply, and it took the judges some minutes to decide that the Barbadian was the winner, again with a national record. Sharman edged Wignall for fourth, after being in contention with the top three for half the race. Brathwaite became the first athlete from Barbados ever to win a medal in the World Championships, while Trammell won his fifth global silver medal since 2000.

First round (First 3 & 6 fastest to semi-finals) (Aug 19)

Heat 1: (-0.4) 1, Shi 13.56; 2, Thomas 13.57; 3, Quiñónez 13.63; 4, Lehann Fourie RSA 13.67; 5, Andy Turner GBR 13.73; 6, Lee Jung-Jonn KOR 13.83; 7, Tasuku Tanonaka JPN 13.84; Joseph-Berlioz Randriamihaja MAD DNF

Heat 2: (-0.2) 1, Wignall 13.62; 2, Schwarzer 13.66; 3, Robles 13.67; 4, Cédric Lavanne FRA 13.72; 5, Felipe Vivancos ESP 13.72; 6, Damien Brothaerts BEL 14.15

Heat 3: (0.2) =1, Svoboda & Darien 13.56; 3, Noga 13.56; 4, Aries Merritt USA 13.70; 5, Sergiy Demidyuk UKR 13.71; 6, Adrien Deghell BEL 13.78; 7, Gianni Francis GBR 13.83; 8, Toriki Urari PYF 15.01

Heat 4: (0.5) 1, Brathwaite 13.35; 2, John 13.41; 3, Sharman 13.52; 4, Olijar 13.59; 5, Lynsha 13.61; 6, Borisov 13.63; 7, Park Tae-Kyong KOR 13.93; 8, Ahmad Hazer LIB 14.74

Heat 5: (0.0) 1, Ji 13.51; 2, Trammell 13.51; 3, Sedoc 13.54; 4, Bascou 13.55; 5, Sands 13.57; 6, Nurudeen 13.68; 7, Héctor Cotto PUR 13.81; 8, Rayzamshah Wan Sofian MAS 14.06

Heat 6: (0.1) 1, Kiss 13.34; 2, Villar 13.52; 3, Payne 13.54; 4, Capetillo 13.61; 5, Richard Phillips JAM 13.70; 6, Matthias Bühler GER 13.75; 7, David Iliariani GEO 13.86; 8, Abdul Hakeem Abdul Halim SIN 14.63

Semi-finals (First 2 & 2 fastest to final) (Aug 19)

Heat 1: (0.9) 1, Trammell 13.24; 2, Svoboda 13.33; 3, Ji 13.41; 4, Artur Noga POL 13.43; 5, Paulo Villar COL 13.44; 6, Stanislav Olijar LAT 13.50; 7, Jackson Quiñónez ESP 13.54; 8, Dayron Capetillo CUB 13.55

Heat 2: (0.6) 1, Brathwaite 13.18; 2, Payne 13.24; 3, Thomas 13.37; 4, Shi

Dongpeng CHN 13.42; 5, Gregory Sedoc NED 13.45; 6, Maksim Lynsha BLR 13.46; 7, Dimitri Bascou FRA 13.49; 8, Alexander John GER 13.64
Heat 3: (0.1) 1, Sharman 13.38; 2, Wignall 13.43; 3, Dániel Kiss HUN 13.45; 4, Shamar Sands BAH 13.47; 5, Garfield Darien FRA 13.57; 6, Yevgeniy Borisov RUS 13.63; 7, Heige Schwarzer GER 13.72; Dayron Robles CUB DNF

Daegu 2011

Final (Aug 29) (-1.1)		To 1000th	
1,	Jason Richardson	USA	13.16 0.178
2,	Liu Xiang	CHN	13.27 0.164
3,	Andy Turner	GBR	13.44 0.146 (13.432)
4,	David Oliver	USA	13.44 0.171 (13.440)
=5,	William Sharman	GBR	13.67 0.178
	Aries Merritt	USA	13.67 0.140
	Dayron Robles	CUB	DQ (r163.2) 0.150 (13.14)
	Dwight Thomas	JAM	DNF 0.153

Robles and Liu were best away in the final, while Oliver was left behind in the blocks. By halfway, Robles was leading by just under half a metre from Liu, with Richardson in third place and beginning to draw clear of Merritt. Liu drew level with Robles as they went across the ninth hurdle, but the Cuban, one lane inside Liu, caught Liu's left arm with his right hand. Liu's momentum was thrown off slightly, and Robles again hindered Liu as they went across their 10th hurdles.

The Cuban was first across the line in 13.14, just ahead of Richardson with Liu a metre behind. While Robles himself had been slowed by the collisions, it was clear that Liu had been more seriously affected. The Cuban was predictably disqualified for obstruction after a protest by the Chinese team, leaving Richardson as the slightly bewildered champion. Liu afterwards said "Robles hit me twice, but it wasn't intentional. If not for that I would have been gold medalist". Behind them Turner edged by 0.008 the out-of-form Oliver.

First round (First 3 & 4 fastest to semi-finals) (Aug 28)

Heat 1: (1.0) 1, Liu 13.20; 2, Turner 13.32; 3, Mathisizk 13.53 (13.521); 4, Phillips 13.53 (13.527); 5, Ryan Brathwaite BAR 13.57; 6, Sergey Shubenkov RUS 13.70; 7, Andreas Kundert SUI 13.87; 8, Ahmad Hazer LIB 14.42

Heat 2: (-0.2) 1, Richardson 13.19; 2, Thomas 13.31; 3, Forbes 13.54; 4, Konstadinos Douvalidis GRE 13.59; 5, Lawrence Clarke GBR 13.65; 6, Alexander John GER 13.68; 7, Dominik Bochenek POL 13.96; 8, Balázs Baji HUN 14.06

Heat 3: (1.4) 1, Oliver 13.27; 2, Jiang 13.47; 3, Riley 13.47; 4, Bascou 13.51; 5, Sharman 13.52; 6, Hector Cotto PUR 13.60; 7, Lehann Fourie RSA 13.86; 8, long Kim Fai MAC 13.55

Heat 4: (-0.3) 1, Merritt 13.36; 2, Robles 13.42; =3, Shi & Villar 13.55; 5, Erik Balnuweit GER 13.56; 6, Emanuele Abate ITA 13.63; 7, Othman Hadj Lazib ALG 13.63; 8, Park Tae-Kyong KOR 13.83

Semi-finals (First 3 & 2 fastest to final) (Aug 29)

Heat 1: (-1.4) 1, Liu 13.31; 2, Robles 13.32; 3, Merritt 13.32; 4, Turner 13.44; 5, Dimitri Bascou FRA 13.62; 6, Paulo Villar COL 13.73; 7, Richard Phillips JAM 13.76; 8, Willi Mathisizk GER 13.81

Heat 2: (-1.6) 1, Richardson 13.11; 2, Oliver 13.40; 3, Sharman 13.51; 4, Thomas 13.56; 5, Shi Dongpeng CHN 13.57; 6, Ronald Forbes CAY 13.67; 7, Jiang Fan CHN 13.71; 8, Andrew Riley JAM 13.75

Moscow 2013

Final (Aug 12) (0.3)

1,	David Oliver	USA	13.00	0.147
2,	Ryan Wilson	USA	13.13	0.167
3,	Sergey Shubenkov	RUS	13.24	0.154
4,	Jason Richardson	USA	13.27	0.158
5,	William Sharman	GBR	13.30	0.151
6,	Aries Merritt	USA	13.31	0.147
7,	Thomas Martinot-Lagarde	FRA	13.42	0.162
8,	Andrew Riley	JAM	13.51	0.135

Former world number one Oliver made a wonderful comeback in 2013 and was much the quickest in the preliminaries. In the final, he and Riley were off quickest, but Oliver had the lead by the second hurdle. World record holder Merritt hit the sixth hurdle and was then out of the reckoning, while Wilson held second place. Shubenkov moved up from sixth with four hurdles remaining to take the bronze medal ahead of

defending champion Richardson, who clipped the final barrier. Oliver, meanwhile, scored a clearcut win with the world's fastest time of the year.

First round (First 3 & 4 fastest to semi-finals) (Aug 11)

Heat 1: (0.5) 1, Richardson 13.33; 2, Shabanov 13.38; 3, Brathwaite 13.40; 4, Thomas 13.41; 5, Parchment 13.43; 6, Eddie Lovett ISV 13.52; 7, Martin Mazáč CZE 13.52; 8, Jiang Fan CHN 13.87; 9, long Kim Fai MAC 15.10

Heat 2: (-0.3) 1, Wilson 13.37; 2, Davis II 13.38; 3, Sharman 13.51; 4, Xie Wenjun CHN 13.59; 5, Pascal Martinot-Lagarde FRA 13.63; 6, Philip Nossmy SWE 13.66; 7, Jorge McFarlane PER 13.93; 8, Xaysa Anousoe LAO 16.21

Heat 3: (0.5) 1, Merritt 13.32; 2, Martinot-Lagarde 13.33; 3, Baji 13.36; 4, Sedoc 13.50; 5, Erik Balnuweit GER 13.68; 6, Orlando Ortega CUB 13.69; 7, Othman Hadj Lazib ALG 14.51

Heat 4: (-0.6) 1, Oliver 13.05; 2, Shubenkov 13.16; 3, Riley 13.27; 4, Noga 13.44; 5, Konstadinos Douvalidis GRE 13.55; 6, Ignacio Morales CUB 13.59; 7, Greggmar Swift BAR 13.79; 8, Rayzamshah Wan Sofian MAS 14.45; 9, Jumrut Rittidet THA 14.71

Semi-finals (First 3 & 2 fastest to final) (Aug 12)

Heat 1: (-0.6) 1, Richardson 13.34; 2, Martinot-Lagarde 13.39; 3, Merritt 13.44; 4, Michel Thomas TTO 13.46; 5, Balázs Baji HUN 13.49; 6, Ryan Brathwaite BAR 13.64; Hantsle Parchment JAM DNF; Konstantin Shabanov RUS DNF

Heat 2: (-0.6) 1, Shubenkov 13.17; 2, Oliver 13.18; 3, Wilson 13.20; 4, Riley 13.30; 5, Sharman 13.34; 6, Artur Noga POL 13.35; 7, Wayne Davis II TTO 13.47; 8, Gregory Sedoc NED 13.54

110 METRES HURDLES

Multiple Medalists:

5	Allen Johnson	USA	95-1, 97-1, 01-1, 03-1, 05-3
4	Colin Jackson	GBR	87-3, 93-1, 97-2, 99-1
	Liu Xiang	CHN	03-3, 05-2, 07-1, 11-2
3	Greg Foster	USA	83-1, 87-1, 91-1
	Tony Jarrett	GBR	91-3, 93-2, 95-2
	Terrence Trammell	USA	03-2, 07-2, 09-2
2	Jack Pierce	USA	91-2, 93-3
	Anier Garcia	CUB	99-2, 01-2
	David Payne	USA	07-3, 09-3

Most Finals:

5 Johnson

Most Appearances:

7 Florian Schwarthoff FRG/GER 87-8s1, 91-7, 93-5, 95-dnt/s2, 97-4, 99-7, 01-dnt/s1

National Placings:

	1	2	3	4	5	6	7	8	Points
USA	9	5	7	7	1+1=	3	2	2	206.5
GBR	2	4	3	1	1+1=	-	-	-	74.5
CHN	1	2	1	-	1	1	-	2	37
CUB	-	2	-	3	-	1	2	1	37
GER	-	-	-	1	3	-	3	-	23
FRA	1	-	-	-	2	1	1	-	21
CAN	-	-	-	2	-	-	1	-	12
JAM	-	-	-	1	3	-	2	2	10
RUS	-	-	-	1	-	1	-	-	9
BAR	1	-	-	-	-	-	-	-	8
FIN	-	1	-	-	-	-	-	-	7
URS	-	-	-	-	1	1	-	-	7
HAI	-	-	1	-	-	-	-	-	6
SVK	-	-	1	-	-	-	-	-	6
BRA	-	-	-	-	1	-	-	1	5
ESP	-	-	-	-	-	1	1	-	5
AUS	-	-	-	-	1	-	-	-	4
SWE	-	-	-	-	1	-	-	-	4
CZE	-	-	-	-	-	1	-	-	3
HUN	-	-	-	-	-	1	-	-	3
LAT	-	-	-	-	-	1	-	-	3
UKR	-	-	-	-	-	1	-	-	3
BUL	-	-	-	-	-	-	1	-	2
BEL	-	-	-	-	-	-	-	1	1
RSA	-	-	-	-	-	-	-	1	1
Totals	14	14	14	14	13+2=	13	13	10	498

400 Metres Hurdles

Helsinki 1983

Final (Aug 9)

1, ⁽²⁾	Edwin Moses	USA	47.50
2, ⁽¹⁾	Harald Schmid	FRG	48.61
3, ⁽¹⁾	Aleksandr Kharlov	URS	49.03

4, 181	Sven Nylander	SWE	49.06
5, 161	Andre Phillips	USA	49.24
6, 141	David Lee	USA	49.32
7, 131	Amadou Dia Bâ	SEN	49.61
8, 151	Ryszard Szparak	POL	49.78

One of the greatest track athletes in history, Edwin Moses, reached his peak in 1983. He was the most commanding of champions in Helsinki, winning by 10m from European Champion Schmid, who six years earlier had been the last man to beat the American. It was the 81st consecutive win in a final by Moses, who became the first Olympic gold medallist to win a world title.

The American (lane 2) ran a controlled first half before pulling clear around the second bend. Phillips looked set for a medal, but took the eighth hurdle badly and slipped out of contention. The winner ran the second half of the race with his left shoelace undone.

First round (First 2 & 6 fastest to semi-finals) (Aug 7)

Heat 1: 1, Phillips 50.44; 2, Tommelein 50.99; 3, Gary Oakes GBR 51.23; 4, Ian Newhouse CAN 51.45; 5, Meshak Munyoro KEN 53.25; 6, Paiva Bogela PNG 54.68; Aleksandr Yatshevich URS DNF

Heat 2: 1, Kharlov 50.12; 2, Nylander 50.23; 3, Alonso 50.53; 4, Vladislav Pecan TCH 50.86; 5, István Takács HUN 50.97; 6, Peter Rwamuhanda UGA 50.99

Heat 3: 1, Lee 50.15; 2, Tomov 50.39; 3, Smith 50.64; 4, Thomas Futterknecht AUT 50.68; 5, António Ferreira BRA 50.76; 6, Stephen Sole GBR 51.80; 7, Ahmed Ghamen EGY 52.32

Heat 4: 1, Moses 49.54; 2, Ogidi 50.44; 3, Dia Bâ 50.59; 4, Demirev 50.62; 5, Greg Rolle BAH 50.92; 6, Rok Kopitar YUG 52.34; Carlos Azulay ESP DQ

Heat 5: 1, Schmid 49.99; 2, Szparak 50.09; 3, Meier 50.09; 4, Hamada 50.53; 5, Petter Hesselberg NOR 51.67; 6, Yorgos Vamvakas GRE 51.92; 7, David Charlton BAH 52.02

Semi-finals (First 4 to final) (Aug 8)

Heat 1: 1, Moses 48.11; 2, Phillips 48.99; 3, Dia Bâ 49.18; 4, Kharlov 49.75; 5, Ahmed Hamada BRN 50.04; 6, Franz Meier SUI 50.31; 7, Rik Tommelein BEL 50.54; Toma Tomov BUL DNF

Heat 2: 1, Schmid 48.57; 2, Lee 48.63; 3, Szparak 49.17; 4, Nylander 49.18; 5, Daniel Ogidi NGR 49.51; 6, José Alonso ESP 49.91; 7, Karl Smith JAM 49.99; 8, Krasimir Demirev BUL 50.91

Rome 1987

Final (Sep 1)

1, 131	Edwin Moses	USA	47.46
2, 141	Danny Harris	USA	47.48
3, 151	Harald Schmid	FRG	47.48
4, 161	Sven Nylander	SWE	48.37
5, 111	Amadou Dia Bâ	SEN	48.37
6, 121	Henry Amike	NGR	48.63
7, 171	Kriss Akabusi	GBR	48.74
8, 181	José Alonso	ESP	49.46

While Helsinki provided Moses with an opportunity to exhibit his crushing domination, Rome saw the American retain his title by a thrillingly narrow margin. Moses's win streak had been brought to an end by fellow American Harris the previous June. Schmid, meanwhile, had been in the form of his life, with two sub-48 clockings earlier in the summer.

Drawn inside his two great rivals in the final, Moses went off quickly and held a 2m lead from Schmid on the final bend. The American, 32 the day before, surged further ahead in the finishing straight. Harris drew level with Schmid and the two gained on Moses down the homestraight. It was clear that the American would not enjoy his usual margin of victory, but it was not until after the tenth hurdle that Schmid and Harris sensed they too had a chance to win. Moses faded while the chasing pair suddenly gained.

The three crossed the finish line together. At first sight, Moses looked the winner, but the television replay, which revealed the desperate dips of all three men, caused second thoughts. Finally the announcer confirmed the result, in which the first five placings were the same as in Los Angeles three years earlier.

First round (First 2 & 4 fastest to semi-finals) (Aug 30)

Heat 1: 1, Moses 49.03; 2, Amike 49.56; 3, Yoshida 49.87; 4, Simon Kitur KEN 50.30; 5, Martin Gillingham GBR 50.64; 6, Michel Zimmermann BEL 50.70; 7, Pedro Chiamulera BRA 50.71; Victor Lima STP DNF

Heat 2: 1, Harris 48.74; 2, Robertson 49.73; 3, Ochako 49.86; 4, Gilles Vimbert

FRA 50.34; 5, Thomas Futterknecht AUT 50.44; 6, Pablo Squella CHI 50.73; 7, Edgar Itt FRG 51.18; Prince Dowai SLE DNS

Heat 3: 1, Schmid 49.28; 2, Akabusi 49.36; 3, Vasilyev 49.99; 4, Joseph Maritim KEN 50.04; 5, Angelo Locci ITA 51.15; 6, Shigenori Ohmori JPN 51.20; 7, Rok Kopitar YUG 51.53; 8, Ilan Goldwasser ISR 52.54

Heat 4: 1, Nylander 49.95; 2, Dia Bâ 50.02; 3, Uwe Schmitt FRG 50.54; 4, Rik Tommelein BEL 50.63; 5, Jaseem Al Dowaila KUW 50.97; 6, Krasimir Demirev BUL 51.07; 7, Jozef Kucej TCH 51.13; 8, Wilfredo Ferrer VEN 53.03

Heat 5: 1, Tomov 49.27; 2, Graham 49.34; 3, Alonso 49.42; 4, Randy Cox TTO 50.14; 5, Philippe Gonigam FRA 50.38; 6, Daniel Ogidi NGR 50.51; 7, Klaus Ehrle AUT 50.91; 8, Ahmed Ghamen EGY 51.35

Heat 6: 1, Nyberg 50.06; 2, Patrick 50.10; 3, John Graham CAN 50.23; 4, Greg Rolle BAH 50.63; 5, Stanislav Navesnak TCH 50.65; 6, Athanassis Kaloyiannis GRE 51.94; 7, Ken Gordon AUS 52.22

Semi-finals (First 4 to final) (Aug 31)

Heat 1: 1, Schmid 48.23; 2, Harris 48.24; 3, Nylander 48.46; 4, Amike 48.50; 5, David Patrick USA 48.56; 6, Winthrop Graham JAM 48.64; 7, Shem Ochako KEN 49.87; 8, Max Robertson GBR 49.90

Heat 2: 1, Moses 48.36; 2, Dia Bâ 48.53; 3, Akabusi 48.64; 4, Alonso 49.00; 5, Thomas Nyberg SWE 49.03; 6, Toma Tomov BUL 49.11; 7, Ryoichi Yoshida JPN 49.39; Aleksandr Vasilyev URS DNF

Tokyo 1991

Final (Aug 27)

1, 161	Samuel Matete	ZAM	47.64
2, 151	Winthrop Graham	JAM	47.74
3, 141	Kriss Akabusi	GBR	47.86
4, 171	Kevin Young	USA	48.01
5, 131	Danny Harris	USA	48.46
6, 111	Derrick Adkins	USA	49.28
7, 121	Erick Keter	KEN	49.99
8, 181	Niklas Wallenlind	SWE	50.28

The United States' domination of this event was cracked by the rapid progress of Zambia's Samuel Matete, who just before the Tokyo World Championships had clocked the second-fastest time in history, 47.10. He was expected to contest the gold medal with Rome silver medallist Harris, but the preliminaries showed that Akabusi and Graham would also be strong factors.

In the final, Matete surprised everyone with an uncharacteristically fast start. He led down the back straight from Graham, Young and Harris. Into the finishing straight, Graham caught Matete. The two were two metres up from the American pair, who had been joined by Akabusi. Harris made a mistake at the ninth and fell back. Meanwhile, Matete got away from Graham to win by a metre. Akabusi outspurred Young for the bronze.

The winner said that he had risked selection for Tokyo by missing the Zambian trials. He made it up with the authorities and carried the Zambian flag at the opening ceremony.

First round (First 2 and 6 fastest to semi-finals) (Aug 25)

Heat 1: 1, Harris 48.32; 2, Keter 48.62; 3, Mori 48.92; 4, Amadou Dia Bâ SEN 49.77; 5, Olaf Hense GER 50.44; 6, Pedro Rodrigues POR 50.50; 7, Marc Dollendorf BEL 51.45

Heat 2: 1, Akabusi 48.79; 2, Budko 49.26; 3, de Araujo 49.60; 4, Wallenlind 49.77; 5, Kazuhiko Yamazaki JPN 49.97; 6, Michael Grün GER 50.30; 7, Ghulam Abbas PAK 52.83

Heat 3: 1, Young 49.08; 2, Yego 49.59; 3, Chiamulera 49.67; 4, Yoshihiko Saito JPN 49.89; 5, Alain Cuypers BEL 50.21; 6, Antonio Smith VEN 50.59; 7, Carsten Köhrbrück GER 50.88

Heat 4: 1, Graham 49.13; 2, Nylander 49.61; 3, Krasimir Demirev BUL 49.77; 4, Jozef Kucej TCH 49.93; 5, Paolo Bellino ITA 50.74; 6, Ahmed Ghamen EGY 50.98; 7, Sylvain Moreau FRA 51.26; 8, Zed Abo Hamed SYR 51.57

Heat 5: 1, Matete 49.13; 2, Adkins 49.40; 3, Karube 49.57; 4, Cordero 49.60; 5, Mark Jackson CAN 50.13; 6, Leigh Miller AUS 51.76; Gideon Bwott KEN DQ

Semi-finals (First 4 to final) (Aug 26)

Heat 1: 1, Harris 48.21; 2, Graham 48.31; 3, Adkins 49.37; 4, Wallenlind 49.81; 5, Eronilde de Araujo BRA 49.91; 6, Shunji Karube JPN 49.94; 7, Gideon Yego KEN 50.07; 8, Fabrizio Mori ITA 50.70

Heat 2: 1, Akabusi 47.91; 2, Matete 48.30; 3, Young 48.39; 4, Keter 48.47; 5, Vladimir Budko URS 49.53; 6, Sven Nylander SWE 49.59; 7, Domingo Cordero PUR 49.86; 8, Pedro Chiamulera BRA 50.02

Stuttgart 1993

Final (Aug 19)

1, 161	Kevin Young	USA	47.18
2, 131	Samuel Matete	ZAM	47.60

3, 151	Winthrop Graham	JAM	47.62
4, 171	Stéphane Diagana	FRA	47.64
5, 141	Erick Keter	KEN	48.40
6, 121	Oleg Tverdokhlebov	UKR	48.71
7, 181	Derrick Adkins	USA	49.07
8, 111	Barnabas Kinyor	KEN	49.23

The reputation of world record holder Young had been dented when he was beaten by both Matete and Graham before the championships. These three each won their respective semi-finals, but in the final it was a Frenchman, Diagana, who went off fastest. Aware that Graham and Matete possessed quick finishes, Young made a big effort between hurdles seven and eight. He came into the straight with a lead he held to the finish. For much of the finishing straight, Diagana was in second place before being caught by Graham and Matete. He wound up fourth in the fastest non-medal time ever.

"I shut them down with my left, I shut them down with my right. I'm the big daddy in the house," said the charismatic winner. "Seriously, this was a fun race for me."

First round (First 3 & 3 fastest to semi-finals) (Aug 16)

Heat 1: 1, Matete 48.49; 2, Cordero 49.55; 3, Saito 49.69; 4, Vorster 49.82; 5, Jean-Paul Bruwier BEL 50.05; 6, Jozef Kucej SVK 50.18; 7, Costas Pochanis CYP 50.77

Heat 2: 1, Keter 49.39; 2, Hense 49.64; 3, Katsuki 49.72; 4, Kocuvan 49.73; 5, Juan Vallin MEX 50.90; 6, Mark Thompson JAM 51.04; 7, Alex Foster CRC 53.13
Heat 3: 1, Diagana 48.90; 2, Cadogan 49.25; 3, Robinson 49.49; 4, Pedro Rodrigues POR 50.07; 5, Eronilde de Araujo BRA 50.81; 6, Mark Jackson CAN 51.15; Jean-Claude Yekpe BEN DNS

Heat 4: 1, Adkins 49.18; 2, Biwott 49.27; 3, Frinolli 49.42; 4, Dusan Kovacs HUN 49.95; 5, Aleksey Bazarov ISR 50.08; 6, Vadim Zadoynov MDA 50.24; 7, Francisco Flores HON 53.79

Heat 5: 1, Pérez 49.74; 2, Tverdokhlebov 50.06; 3, Miro Kocuvan SLO 50.10; 4, David Patrick USA 50.32; 5, Fadhel Khayatt TUN 50.60; 6, Marek Helinurm EST 50.73; 7, Livingstone Roach SKN 53.38

Heat 6: 1, Young 49.15; 2, Kinyor 49.39; 3, Karube 49.80; 4, Hamadou Mbaye SEN 50.05; 5, Abdelhak Lahlali MAR 51.19; 6, Igor Kurochkin BLR 51.45; 7, Oscar Pitillas ESP 52.15

Heat 7: 1, Graham 49.30; 2, Wallenind SWE 49.68; 3, Nylander SWE 49.70; 4, Dollendorf BEL 49.90; 5, Zeid Abou Hamed ZYR 49.96; 6, Vesa-Pekka Pihlavisto FIN 51.05; 7, Chanond Kenchan THA 51.37

Semi-finals (First 2 & 2 fastest to final) (Aug 17)

Heat 1: 1, Graham 48.09; 2, Adkins 48.51; 3, Tverdokhlebov 48.62; 4, Kinyor 49.06; 5, Sven Nylander SWE 49.21; 6, Dries Vorster RSA 49.52; 7, Gary Cadogan GBR 49.59; 8, Hidekazu Katsuki JPN 49.72

Heat 2: 1, Matete 48.18; 2, Keter 48.24; 3, Fabrizio Mori ITA 49.23; 4, José Pérez CUB 49.34; 5, Yoshihiko Saito JPN 49.43; 6, Marc Dollendorf BEL 49.93; 7, Olaf Hense GER 50.05; 8, Niklas Wallenind SWE 50.40

Heat 3: 1, Young 47.99; 2, Diagana 48.50; 3, Giorgio Frinolli ITA 49.22; 4, Shunji Karube JPN 49.31; 5, Rohan Robinson AUS 49.36; 6, Gideon Biwott KEN 49.42; 7, Domingo Cordero PUR 49.62; 8, Miro Kocuvan SLO 49.71

Gothenburg 1995

Final (Aug 10)

1, 141	Derrick Adkins	USA	47.98
2, 131	Samuel Matete	ZAM	48.03
3, 161	Stéphane Diagana	FRA	48.14
4, 171	Ruslan Mashchenko	RUS	48.83
5, 151	Sven Nylander	SWE	48.84
6, 121	Ken Harnden	ZIM	48.89
7, 181	Kazuhiro Yamazaki	JPN	49.22
8, 111	Eronilde de Araujo	BRA	49.86

It wasn't quite as exciting as the epic 1987 final, but once again three men raced almost level down the finishing straight in the final. Adkins (lane 4), contesting his third world final, started quickest and withstood challenges from former champion Matete (3) and European record holder Diagana (6). Despite labouring over the final hurdle and dipping early, he held on to win by 0.05.

"I may have gone out a little too fast because I was running out of energy at the end of the race," admitted Adkins, "I was very worried."

The race provided one of the highlights for the home crowd – Nylander's fifth place in his third world final.

First round (First 2 & 2 fastest to semi-finals) (Aug 7)

Heat 1: 1, Mori 49.37; 2, Harnden 49.65; 3, Niklas Wallenind SWE 49.91; 4, Stephan Striezel GER 51.65; 5, Juan Vallin MEX 51.96; 6, Ibou Faye SEN 52.20; Salvador Vila ESP DQ (r163.7); Oleg Tverdokhlebov UKR DNF

Heat 2: 1, Diagana 49.16; 2, Terry 49.43; 3, Carlos Silva POR 49.53; 4, Patrick Ottow ITA 49.65; 5, Inigo Monreal ESP 50.30; 6, Barnabas Kinyor KEN 50.91; Chanont Kenchan THA DQ (r168.7)

Heat 3: 1, Graham 49.15; 2, Keter 49.27; 3, Kovacs 49.30; 4, Rohan Robinson AUS 49.63; 5, Yoshihiko Saito JPN 49.91; 6, Hadi Al-Somaily KSA 50.54; 7, Jean-Paul Bruwier BEL 50.96; Gary Jennings GBR DQ (r163.3)

Heat 4: 1, Ottow 48.90; 2, Nylander 49.10; 3, Miro Kocuvan SLO 49.45; 4, Jozef Kucej SVK 50.00; 5, Michael Kaul GER 50.23; 6, Vadim Zadoynov MDA 50.24; 7, Domingo Cordero PUR 50.42; 8, Judex Letouf MRI 51.46

Heat 5: 1, de Araújo 48.84; 2, Karube 49.07; 3, Gennadiy Gorbenko UKR 49.44; 4, Ryan Hayden USA 49.77; 5, Simon Hollingsworth AUS 50.62; 6, Hamadou Mbaye SEN 52.13; 7, Eric Krings GUA 53.78; Petteri Pulkkinen FIN DQ (r168.7)

Heat 6: 1, Yamazaki 48.37; 2, Matete 48.45; 3, Mashchenko 48.47; 4, Niklas Eriksson SWE 49.33; 5, Pawel Januszewski POL 49.43; 6, Oscar Pitillas ESP 51.28; 7, Muhammad Amin PAK 52.28; 8, Ilir Xhanari ALB 52.61

Heat 7: 1, Adkins 48.86; 2, Pérez 50.32; 3, Marc Dollendorf BEL 50.47; 4, Jimmy Coco FRA 50.45; 5, Olaf Hense GER 52.35; Gideon Biwott KEN DQ (r163.3); Gary Cadogan GBR DQ (r168.7)

Semi-finals (First 4 to final) (Aug 8)

Heat 1: 1, Adkins 48.25; 2, Diagana 48.37; 3, Mashchenko 48.75; 4, de Araújo 48.85; 5, Erick Keter KEN 49.56; 6, José Pérez CUB 50.20; Fabrizio Mori ITA & Shunji Karube JPN DQ (r168.7)

Heat 2: 1, Matete 48.50; 2, Nylander 48.53; 3, Yamazaki 48.64; 4, Harnden 48.73; 5, Laurent Ottow ITA 48.94; 6, Octavius Terry USA 49.49; 7, Dusan Kovacs HUN 49.57; Winthrop Graham JAM DQ (r168.7)

Athens 1997

Final (Aug 4)

1, 161	Stéphane Diagana	FRA	47.70
2, 111	Llewellyn Herbert	RSA	47.86
3, 131	Bryan Bronson	USA	47.88
4, 141	Fabrizio Mori	ITA	48.05
5, 181	Samuel Matete	ZAM	48.11
6, 151	Ruslan Mashchenko	RUS	48.62
7, 171	Dinsdale Morgan	JAM	49.06
8, 121	Jiří Mužík	CZE	49.51

The advantage of having a World Championships only a year after the Olympics is that athletes who failed for whatever reason to make their mark in the Games have a quick opportunity to make amends. Diagana was such an athlete. The European record holder, who had to miss Atlanta with a stress fracture in his right foot, had the knack of peaking just right for major championships and here he timed it perfectly. His season's best before Athens was 48.44 but when it really mattered he won his semi-final in 48.14 and the final in 47.70 ahead of two men who had beaten him the previous month, Herbert and Bronson. Herbert, only 20, set a South African record of 47.86 from lane one to pip the American favourite. Among other national record breakers were Mori of Italy and a newcomer to the event, Mužík of the Czech Republic. Defending champion and Olympic gold medalist Adkins failed to reach the final.

First round (First 3 & 3 fastest to semi-finals) (Aug 2)

Heat 1: 1, Herbert 49.23; 2, Al-Nubi 49.39; 3, Weakley 49.52; 4, Marc Dollendorf BEL 49.66; 5, Tom McGuirk IRL 49.93; 6, Niklas Eriksson SWE 50.25; 7, Siniša Pesa YUG 50.65

Heat 2: 1, Mori 48.93; 2, Soucek 49.08; 3, Saito 49.52; 4, Jean-Paul Bruwier BEL 49.56; 5, Gary Jennings GBR 49.84; 6, Vladislav Shiryayev RUS 49.95; 7, Hubert Rakotombelintsoa MAD 52.29

Heat 3: 1, Matete 48.43; 2, Mužík 48.56; 3, Morgan 49.44; 4, S'adad 49.50; 5, Chris Rawlinson GBR 49.72; 6, Nabil Selmi ALG 50.45; 7, Abdulla Sabti UAE 51.51

Heat 4: 1, Karube 48.63; 2, Woody 48.89; 3, Archer 49.11; 4, Hamed 49.21; 5, Januszewski 49.29; 6, Willi Smith NAM 51.12; 7, Domingo Cordero PUR 52.26

Heat 5: 1, Mashchenko 48.93; 2, Adkins 49.23; 3, Zadoynov 49.49; 4, Laurent Ottow ITA 49.69; 5, Egils Tebelis LAT 50.42; 6, Miro Kocuvan SLO DNF; Pascal Maran FRA DQ (r40.1) (50.82)

Heat 6: 1, Diagana 49.34; 2, Harnden 49.42; 3, Yamazaki 49.47; 4, Octavius Terry USA 49.84; 5, Kenneth Enyazu GER 50.12; 6, Cleverson da Silva BRA 50.63; 7, Hefeny Ibrahim EGY 50.70; Ilir Xhanari ALB DNF

Heat 7: 1, Bronson 48.84; 2, Kovacs 48.93; 3, Saber 49.11; 4, Jimmy Coco FRA 49.64; 5, Carlos Zbinden CHI 50.42; 6, Rohan Robinson AUS 51.67; 7, Lambros Zervakos GRE 52.94

Semi-finals (First 2 & 2 fastest to final) (Aug 3)

Heat 1: 1, Diagana 48.14; 2, Herbert 48.31; 3, Matete 48.44; 4, Mubarak Al-Nubi QAT 48.84; 5, Joey Woodly USA 49.14; 6, Ian Weirley JAM 49.98; 7, Mustapha S'adad MAR 50.78; Kazuhiko Yamazaki JPN DNF

Heat 2: 1, Mashchenko 48.54; 2, Morgan 48.56; 3, Shunji Karube JPN 48.81; 4, Paweł Januszewski POL 48.94; 5, Derrick Adkins USA 48.95; 6, Łukasz Soucek CZE 49.09; 7, Zid Abou Hamed AUS 49.12; 8, Ashraf Saber ITA 49.36

Heat 3: 1, Bronson 47.83; 2, Mori 48.17; 3, Mužik 48.27; 4, Dušan Kovács HUN 48.45; 5, Ken Harnden ZIM 48.82; 6, Yoshihiko Saito JPN 49.60; 7, Vadim Zadovnov MDA 50.07; 8, Kareem Archer JAM 50.76

Seville 1999

Final (Aug 27)

1, ¹³¹ Fabrizio Mori	ITA	47.72
2, ¹⁴¹ Stéphane Diagana	FRA	48.12
3, ¹⁷¹ Marcel Schelbert	SUI	48.13
4, ¹⁸¹ Eronilde de Araújo	BRA	48.13
5, ¹⁵¹ Paweł Januszewski	POL	48.19
6, ¹⁶¹ Joey Woody	USA	48.77
7, ¹²¹ Dinsdale Morgan	JAM	48.92
8, ¹¹¹ Torrance Zellner	USA	49.06

What with injury preventing the fastest (Llewellyn Herbert) and third quickest (Chris Rawlinson) performers of the year from competing, and the favourite Taylor – who would make handsome amends in the Olympics – being eliminated from his heat when mistakenly believing the first three qualified when it was actually first two, the final was wide open.

Diagana, improving in each race following early season injury, put up a stout defence of his title and led for much of the race. But Mori, who had been disqualified for running inside his lane in his semi and then reinstated, employed his usual fast finish (after a faster than usual start) to better effect than ever before to race through to victory in the Italian record time of 47.72. A protest about him running out of lane in this race was not upheld. Despite hitting the last hurdle Diagana salvaged second just 1/100th ahead of Swiss revelation Schelbert, whose very fast finish brought him a national record and bronze medal in an exceptionally close battle for 2-3-4-5.

First round (First 2 & 2 fastest to semi-finals) (Aug 24)

Heat 1: 1, Yamazaki 49.08; 2, Bédi 49.38; 3, Periklis Iakovákis GRE 49.53; 4, Ken Harnden ZIM 49.72; 5, Cleverston da Silva BRA 49.98; 6, Vadim Zadovnov MDA 50.14; 7, Zaher Al-Najem SYR 50.35; Chen Tien-Wen TPE DQ (r163.3)

Heat 2: 1, Matete 48.90; 2, Silva 49.02; 3, Miro Kocuvan SLO 49.63; 4, Felix Sánchez DOM 49.67; 5, Tan Chunhua CHN 50.10; 6, Alexandre Marchand CAN 50.30; 7, Ashok Jayasundara SRI 51.70

Heat 3: 1, Mori 49.07; 2, Januszewski 49.21; 3, Mužik 49.40; 4, Pedro Rodrigues POR 49.97; 5, Siniša Peša YUG 50.40; 6, Curt Young PAN 51.48

Heat 4: 1, Morgan 48.99; 2, Heusse 49.82; 3, Hadi Al-Somaily KSA 49.88; 4, Darko Juričić CRO 49.96; 5, Jeff Ellis CAN 50.77; 6, Zid Abou Hamed AUS 50.85

Heat 5: 1, Diagana 48.55; 2, de Araújo 48.81; 3, Zellner 48.97; 4, Hideaki Kawamura JPN 49.66; 5, Raymond Monte CAN 50.75; 6, Ivan Wakit PNG 52.55; Costas Pochanis CYP DNF

Heat 6: 1, Schelbert 48.66; 2, Woody 49.18; 3, Ibou Faye SEN 49.48; 4, Shunji Karube JPN 49.52; 5, Mustapha Sdad MAR 49.64; 6, Anthony Borsumato GBR 50.05

Heat 7: 1, Thompson 49.17; 2, Goller 49.52; 3, Angelo Taylor USA 49.58; 4, Paul Gray GBR 50.15; 5, Vladislav Shiryayev RUS 50.34; 6, Victor Houston BAR 50.57; 7, Asha Ram Chaudhary NEP 53.87

Semi-finals (First 3 & 2 fastest to final) (Aug 25)

Heat 1: 1, Woody 48.55; 2, Januszewski 48.63; 3, Schelbert 48.80; 4, Kemal Thompson JAM 48.95; 5, Jiří Mužik CZE 49.17; 6, Samuel Leteshe ZAM 49.28; 7, Kazuhiko Yamazaki JPN 49.46; 8, Jean Laurent Heusse FRA 50.17

Heat 2: 1, Diagana 48.18; 2, Mori 48.29; 3, de Araújo 48.41; 4, Zellner 48.53; 5, Morgan 48.71; 6, Tibor Bédi HUN 49.00; 7, Carlos Silva POR 49.45; 8, Thomas Goller GER 49.89

Edmonton 2001

Final (Aug 10)

1, ¹⁵¹ Felix Sánchez	DOM	47.49
2, ¹⁴¹ Fabrizio Mori	ITA	47.54
3, ¹³¹ Dai Tamesue	JPN	47.89
4, ¹¹¹ Hadi Al-Somaily	KSA	47.99
5, ¹⁶¹ Chris Rawlinson	GBR	48.54
6, ¹⁷¹ Paweł Januszewski	POL	48.57
7, ¹⁸¹ Jiří Mužik	CZE	49.07
¹²¹ Boris Gorban	RUS	DQ (r168.7) (48.27)

Angelo Taylor's World Championship jinx struck again. The reigning Olympic Champion almost fell over the final hurdle in his semi and was eliminated, and for the first time, no American qualified for the final of a new global 400m hurdles championship.

In the final the small Japanese Tamesue impressed most down the backstraight. Around the last bend Al-Somaily held a slight lead and was just ahead of Tamesue at the 8th and 9th barriers. Then Sánchez (lane 5) and defending champion Mori (lane 4) came through, each with strong finishes. It was Sánchez, with a flashing red band on his right wrist, who prevailed, winning Dominica's first World Championship medal.

First round (First 3 & 6 fastest to semi-finals) (Aug 7)

Heat 1: 1, Mori 49.29; 2, Weakley 49.40; 3, Gorban 49.60; 4, Edivaldo Monteiro POR 50.42; 5, Hideaki Kawamura JPN 50.61; 6, Hariyan Ratnayake SRI 51.28; Du'aine Thorne Ladejo GBR DNS

Heat 2: 1, Sánchez 48.64; 2, Sdad 48.96; 3, Januszewski 49.33; 4, Rodríguez 49.51; 5, Davis 49.93; 6, Young 50.17; 7, Hani Al-Mourhej SYR 50.69

Heat 3: 1, Tamesue 49.45; 2, Araújo 50.16; 3, Carter 50.41; 4, Alain Rohr SUI 50.50; 5, Marnus Krizinger RSA 51.20; 6, Mowen Boino PNG 51.82; Chen Tien-Wen TPE DQ (r168.7)

Heat 4: 1, Gardner 49.29; 2, Taylor 49.39; 3, Mashchenko 49.50; 4, Borsumato 49.65; 5, Ibou Faye SEN 50.26; 6, Monté Raymond CAN 50.71; Gennadiy Gorbenko UKR DNF

Heat 5: 1, Rawlinson 49.38; 2, Plawgo 49.75; 3, Watts 49.86; 4, Myburgh 49.96; 5, Stephan Tesarik CZE 50.30; 6, Ken Yoshizawa JPN 50.32; 7, Iain Harnden ZIM 51.67

Heat 6: 1, Al-Somaily 49.42; 2, Mužik 49.65; 3, Iakovákis 49.86; 4, Rakotoarimaindy 50.08; 5, Llewellyn Herbert RSA 50.28; 6, Roberto Cortes ESA 53.61; Viktors Lācis LAT DNF

Semi-finals (First 2 & 2 fastest to final) (Aug 8)

Heat 1: 1, Mori 48.49; 2, Al-Somaily 48.64; 3, Ian Weakley JAM 49.04; 4, Angelo Taylor USA 49.23; 5, Ruslan Mashchenko RUS 49.32; 6, Anthony Borsumato GBR 49.48; 7, Yvon Rakotoarimaindy MAD 49.81; 8, Iván Rodríguez ESP 49.92

Heat 2: 1, Rawlinson 48.27; 2, Gorban 48.50; 3, Mužik 48.53; 4, Calvin Davis USA 48.99; 5, Periklis Iakovákis GRE 49.38; 6, Neil Gardner JAM 49.57; 7, Marek Plawgo POL 49.80; 8, Alwyn Myburgh RSA 50.34

Heat 3: 1, Sánchez 48.07; 2, Tamesue 48.10; 3, Januszewski 48.40; 4, Mustapha Sdad MAR 49.14; 5, James Carter USA 49.38; 6, Mario Watts JAM 49.96; 7, Blair Young AUS 50.21; 8, Eronilde de Araújo BRA 51.23

Paris 2003

Final (Aug 29)

1, ¹⁵¹ Felix Sánchez	DOM	47.25
2, ¹⁶¹ Joey Woody	USA	48.18
3, ¹⁴¹ Periklis Iakovákis	GRE	48.24
4, ¹⁷¹ Danny McFarlane	JAM	48.30
5, ¹³¹ Kemal Thompson	JAM	48.51
6, ¹²¹ Chris Rawlinson	GBR	48.90
7, ¹¹¹ Mubarak Al-Nubi	QAT	52.64
8, ¹⁸¹ Llewellyn Herbert	RSA	72.10

Sánchez had been unbeaten since before his Edmonton win and so was one of the biggest favourites in Paris. In his semi-final he appeared to ease off in mid-race before storming through with the day's quickest time of 48.16, though Iakovákis had reduced his Greek record to 48.17 one race earlier.

In the final Sánchez did not hold back. He was 5m ahead by the eighth barrier and went on to win by a Moses-like margin of 0.93. His time of 47.25 was the 10th-fastest ever. It looked as if Herbert would repeat his 1997 silver, but the South African fell at the final hurdle.

First round (First 3 & 9 fastest to semi-finals) (Aug 26)

Heat 1: 1, Iakovákis 48.76; 2, Thomas 48.87; 3, Diagana 49.00; 4, Tamesue 49.45; 5, Ari-Pekka Lattu FIN 50.19; 6, Adam Kunkel CAN 50.68; 7, Michael Aguilar BIZ 51.33

Heat 2: 1, Woody 48.53; 2, Rawlinson 48.73; 3, Al-Nubi 48.90; 4, Gorban 49.07; 5, Keita 49.08; 6, Rodríguez 49.37; 7, Edivaldo Monteiro POR 50.21; 8, Chen Tien-Wen TPE 51.42

Heat 3: 1, Thompson 48.63; 2, Mužik 48.88; 3, Myburgh 48.92; 4, Al-Somaily 48.97; 5, Borsumato 49.16; 6, Jakobsson 49.40; 7, Yacnier Luis CUB 49.73

Heat 4: 1, Sánchez 48.43; 2, Griffiths 48.75; 3, Cilliers 49.14; 4, Maillard 49.25; 5, Cédric El-Drissi SUI 50.04; 6, Ken Yoshizawa JPN 50.37; 7, Bayano Kamani PAN 51.18

Heat 5: 1, Herbert 48.55; 2, McFarlane 48.86; 3, Meleshenko 48.95; 4, Tesarik 49.09; 5, Victor Okorie NGR 49.66; Bershawn Jackson USA DQ (r168.7) (48.86); Ibrahima Maiga MLI DQ (r168.7) (51.81)

Semi-finals (First 2 & 2 fastest to final) (Aug 27)

Heat 1: 1, Iakovákis 48.17; 2, Woody 48.24; 3, McFarlane 48.35; 4, Al-Nubi 48.53; 5, Stéphane Diagona FRA 48.64; 6, Boris Gorban RUS 49.62; 7, Mikael Jakobsson SWE 50.06; Anthony Borsumato GBR DNF

Heat 2: 1, Sánchez 48.16; 2, Rawlinson 48.56; 3, Dean Griffiths JAM 48.64; 4, Yevgeniy Meleshenko KAZ 48.84; 5, Alwyn Myburgh RSA 48.98; 6, Štěpán Tesaník CZE 49.23; 7, Dai Tamesue JPN 49.37; 8, Naman Keita FRA 49.57

Heat 3: 1, Thompson 48.33; 2, Herbert 48.60; 3, Jiří Mužik CZE 48.82; 4, Eric Thomas USA 49.00; 5, Hadi Al-Somaily KSA 49.25; 6, Ockert Cilliers RSA 49.32; 7, Iván Rodríguez ESP 50.06; 8, Sébastien Maillard FRA 50.70

Helsinki 2005**Finals (Aug 9)**

1, ¹⁶¹ Bershawn Jackson	USA	47.30
2, ¹³¹ James Carter	USA	47.43
3, ¹⁷¹ Dai Tamesue	JPN	48.10
4, ¹¹¹ Kerron Clement	USA	48.18
5, ¹⁸¹ Naman Keita	FRA	48.28
6, ¹⁴¹ LJ van Zyl	RSA	48.54
7, ¹⁵¹ Bayano Kamani	PAN	50.18
¹²¹ Felix Sánchez	DOM	DNF

Tamesue was away fastest in the final, and led through to the eighth hurdle, with van Zyl, and then Jackson and Carter, his closest rivals. Jackson and Carter battled evenly to the 10th barrier, but Jackson's quickness overcame Carter's strength on the run-in. Tamesue, fighting all the way to the line, took the bronze from Clement, who again had faltered just before the final hurdle.

Defending champion Sánchez failed to finish, but his 48.24 semi-final was a minor miracle, as a series of injuries had rendered him unable to walk three weeks earlier.

First round (First 4 & 4 fastest to semi-finals) (Aug 6)

Heat 1: 1, Clement 48.98; 2, McFarlane 49.37; 3, de Villiers 49.81; 4, Luis 49.96; 5, Duma 50.04; 6, Ibrahim Maiga MLI 50.62; 7, Kurt Couto MOZ 52.04

Heat 2: 1, Thompson 49.33; 2, Keita 49.58; 3, Carabelli 49.87; 4, Narisako 49.87; 5, Lattu 50.23; 6, Mikael Jakobsson SWE 50.35

Heat 3: 1, Jackson 49.34; 2, Sánchez 49.47; 3, Meleshenko 49.67; 4, Herbert 49.98; 5, Hierrezuelo 50.13; 6, Rodríguez 50.22; 7, Aleksey Pogorelov KGZ 53.44

Heat 4: 1, Iakovákis 49.22; 2, van Zyl 49.35; 3, Williams 49.73; 4, Griffiths 49.79; 5, O'Neil Wright LBR 50.90; Jiří Mužik CZE DQ (r168.7), Iván Rodríguez ESP 50.90

Heat 5: 1, Carter 49.05; 2, Tamesue 49.17; 3, Kamani 49.18; 4, Al-Somaily 49.70; 5, Ákos Dezső HUN 51.36; 6, Aleki Toetu'u Sapoi TGA 56.06; Edivaldo Monteiro POR DNF

Semi-finals (First 2 & 2 fastest to final) (Aug 7)

Heat 1: 1, Carter 47.78; 2, Kamani 47.84; 3, Sánchez 48.24; 4, Tamesue 48.46; 5, Ter de Villiers RSA 49.75; 6, Dean Griffiths JAM 49.89; 7, Iván Rodríguez ESP 49.97; 8, Christian Duma GER 50.25

Heat 2: 1, van Zyl 48.16; 2, Clement 48.49; 3, Kenji Narisako JPN 49.00; 4, Yevgeniy Meleshenko KAZ 49.22; 5, Danny McFarlane JAM 49.41; 6, Rhys Williams GBR 49.67; 7, Ari-Pekka Lattu FIN 49.81; Yacnier Luis CUB DQ (r168.7)

Heat 3: 1, Jackson 48.19; 2, Keita 48.60; 3, Kemel Thompson JAM 48.64; 4, Hadi Al-Somaily KSA 49.09; 5, Periklis Iakovákis GRE 49.28; 6, Sergio Hierrezuelo CUB 49.66; 7, Gianni Carabelli ITA 49.77; 8, Llewellyn Herbert RSA 50.69

Osaka 2007**Final (Aug 28)**

1, ¹⁴¹ Kerron Clement	USA	47.61
2, ¹⁵¹ Felix Sánchez	DOM	48.01
3, ¹⁷¹ Marek Plawgo	POL	48.12
4, ¹⁶¹ James Carter	USA	48.40
5, ¹⁹¹ Danny McFarlane	JAM	48.59
6, ¹²¹ Periklis Iakovákis	GRE	49.25
7, ¹⁸¹ Derrick Williams	USA	52.97
¹³¹ Adam Kunkel	CAN	DNF

Former champion Sánchez signalled his comeback with a win in the second semi in 48.35, though the main story of the race was the elimination of defending champion Jackson who hit the last hurdle while leading, and stumbled out of contention.

Plawgo and Carter were the early leaders in the final, but Clement took over at the fourth hurdle, and led by four metres by the eighth. Despite chopping his stride and running 17 strides between barriers for

the last two hurdles, Clement still had two metres margin at the final barrier, and he won by three. Sánchez edged into second place after the eighth hurdle, and held off Plawgo to win the silver medal with his fastest time for three years. Plawgo set a national record in third place, while Carter, in contention for a medal, faded over the last 50m. Clement's win was no surprise, but that he managed to run 47.61 while making so many errors gave cause for speculation that he could be capable of improving Kevin Young's 15 year-old world record.

First round (First 4 & 4 fastest to final) (Aug 25)

Heat 1: 1, Williams 49.65; 2, Plawgo 49.66; 3, Meng 49.66; 4, LJ van Zyl RSA 49.71; 5, Raphael Fernandes BRA 50.33; 6, Allan Ayala GUA 52.26; 7, Jonni Lowe HON 52.66; Naman Keita FRA DQ (r40.8) (49.45)

Heat 2: 1, Carter 49.52; 2, Kamani 49.67; 3, Carabelli 49.81; 4, Meleshenko 49.94; 5, Kurt Couto MOZ 50.06; 6, Masahira Yoshikata JPN 50.59; Alwyn Myburgh RSA DNF

Heat 3: 1, McFarlane 48.91; 2, Clement 49.07; 3, Culson 49.09; 4, Monteiro 49.66; 5, Derevyagin 49.66; 6, Dai Tamesue JPN 49.67; 7, Dale Garland GBR 49.98

Heat 4: 1, Kunkel 49.03; 2, Iakovákis 49.10; 3, de Villiers 49.24; 4, Bellaouss 49.51; 5, Williams 49.61; 6, Mowen Bojino PNG 52.45; Markino Buckley JAM DNF

Heat 5: 1, Sánchez 48.70; 2, Jackson 48.87; 3, Narisako 48.92; 4, Phillips 49.38; 5, Maiga 49.55; 6, Abraham 49.64; 7, José María Romera ESP 50.82; 8, Haq Nawaz PAK 51.72

Semi-finals (First 2 & 2 fastest to final) (Aug 26)

Heat 1: 1, Plawgo 48.18; 2, Carter 48.30; 3, McFarlane 48.32; 4, Williams 48.43; 5, Kenji Narisako JPN 48.44; 6, Fadil Bellaouss FRA 49.17; 7, Joseph G. Abraham IND 49.51; 8, Yevgeniy Meleshenko KAZ 49.56

Heat 2: 1, Sánchez 48.35; 2, Iakovákis 48.44; 3, Bershawn Jackson USA 48.95; 4, Aleksandr Derevyagin RUS 49.11; 5, Edivaldo Monteiro POR 49.31; 6, Pieter de Villiers RSA 49.37; 7, Javier Culson PUR 49.64; 8, Meng Yan CHN 49.70

Heat 3: 1, Clement 48.60; 2, Kunkel 48.66; 3, Bayano Kamani PAN 49.13; 4, Isa Phillips JAM 49.47; 5, Jonathan Williams BIZ 49.77; 6, Gianni Carabelli ITA 50.35; 7, Ibrahim Maiga MLI 51.24; Naman Keita FRA DQ (r40.8) (49.16)

Berlin 2009**Final (Aug 18)**

1, ¹³¹ Kerron Clement	USA	47.91
2, ¹⁸¹ Javier Culson	PUR	48.09
3, ¹⁵¹ Bershawn Jackson	USA	48.23
4, ¹²¹ Jehue Gordon	TTO	48.26
5, ¹⁷¹ Periklis Iakovákis	GRE	48.42
6, ¹¹¹ Danny McFarlane	JAM	48.65
7, ¹⁶¹ David Greene	GBR	48.68
8, ¹⁴¹ Felix Sánchez	DOM	50.11

The biggest surprise in the heats was the non-qualification of Taylor. The Olympic Champion – restricted from training by hamstring problems – ran 49.64 to miss qualifying by 0.12. Fastest in the heats was defending champion Clement who ran 48.39 ahead of 37 year-old McFarlane (48.65) and 17 year-old Gordon, who improved from 49.45 to 48.66. Clement was again quickest in the semi-finals, clocking 48.00 ahead of Sánchez in the first race, while the other two central lanes for the final were gained by Jackson and Greene.

The line-up in the final included all the decade's World Champions. Clement started quickly, while Sánchez hit the first hurdle hard and immediately was out of contention. By the fifth, Clement was ahead of Culson by a metre. Across the 8th, Clement led by 3m from Culson, Gordon and Iakovákis, with McFarlane inches behind, and Jackson a metre further back. Jackson closed fast and caught Gordon in the last 5m, but couldn't reach Culson. The tall (1.98) Puerto Rican set a national record of 48.09 behind Clement. Gordon set a national record and world age-17 best of 48.26 seconds, becoming the second fastest Trinidadian born hurdler ever – after Clement, who was the only one to run 13 strides between every hurdle.

First round (First 3 & 4 fastest to semi-finals) (Aug 15)

Heat 1: 1, Phillips 48.99; 2, Iakovákis 49.12; 3, Dutch 49.38; 4, Silva 49.51; 5, Kenji Narisako JPN 49.60; 6, Stanislav Melnykov UKR 50.41; 7, Mahau Sugimachi BRA 51.05; 8, Jussi Heikkilä FIN 51.42

Heat 2: 1, Culson 49.27; 2, Jackson 49.34; 3, Yoshida 49.45; 4, Thomas 49.53; 5, Rhys Williams GBR 49.88; 6, Ibrahim Maiga MLI 51.70; 7, Henci Kechi FRA & Josef Robertson JAM DQ (r168.7)

Heat 3: 1, Clement 48.39; 2, McFarlane 48.65; 3, Gordon 48.66; 4, Sánchez 48.76; 5, Cisneros 49.27; 6, Michaël Buthlé BEL 49.67; 7, Jonathan Williams BIZ 52.41; Joseph G. Abraham IND DQ (r168.7)

Heat 4: 1, Greene 48.76; 2, van Zyl 49.48; 3, Cole 49.63; 4, Angelo Taylor USA 49.64; 5, Fadil Bellaouss FRA 49.73; 6, Aleksandr Derevyagin RUS 49.83; Kurt Couto MOZ DQ (r168.7); Ali Obaid Shirook UAE DNF

High Jump

Helsinki 1983

Final (Aug 13)

1, Gennadiy Avdyeyenko	URS	2.32
2, Tyke Peacock	USA	2.32
3, Zhu Jianhua	CHN	2.29
=4, Igor Paklin	URS	2.29
Dietmar Mögenburg	FRG	2.29
6, Dwight Stones	USA	2.29
7, Carlo Thränhardt	FRG	2.26
8, Valeriy Sereda	URS	2.26
9, Mitt Ortiz CAN 2.26; 10, Luca Toso ITA 2.26; 11, Patrik Sjöberg SWE 2.23; 12, Leo Williams USA 2.23; 13, Jacek Wszola POL 2.23; 14, Eddy Annys BEL 2.19; 15, Francisco Centelles CUB 2.19; 16, Paul Frommeyer FRG 2.19; 17, Sorin Matei ROU 2.15		

Series	2.10	2.15	2.19	2.23	2.26	2.29	2.32	2.34
Avdyeyenko	-	o	o	o	o	xo	o	xxx
Peacock	-	o	o	xo	o	o	xxx	xxx
Zhu	-	o	o	o	o	o	xxx	
Mögenburg	-	o	o	xo	-	o	xxx	
Paklin	o	o	o	o	xo	o	xxx	
Stones	-	o	o	o	o	xxx	xxx	
Thränhardt	-	o	o	o	o	-	xxx	
Sereda	o	o	xo	o	o	o	xxx	

Of the six men still in at 2.29, world record holder Zhu had the best record, with no failures from five jumps. The Chinese went on to fail three times at 2.32 and was forced to settle for the bronze – the first medal won at this level by an athlete from mainland China. Meanwhile, a first-time clearance at 2.32 proved to be the winning leap for the little-known Avdyeyenko, a 19 year-old soldier. Formerly a triple jumper, the Ukrainian had been a controversial selection for the Soviet team after placing only sixth in the 1983 Spartakiad.

The silver went to the popular American, Peacock, who was the only other jumper successful at 2.32.

Qualifying round (2.24 or top 12 to final) (Aug 12)

Group A qualifiers: Centelles & Williams 2.21
Non-qualifiers: Takao Sakamoto JPN & Takashi Katamine JPN 2.18; Othmane Belfaa ALG, Moussa Fall 2 SEN, Eugen Popescu ROU, Roberto Cabrejas ESP, Nick Saunders BER & Wolfgang Tschirk AUT 2.15; Jouko Kilpi FIN, Constantin Militaru ROU, Gianni Davito ITA & Alain Metellus CAN 2.10; Liu Chin-Chiang TPE 2.00; Alphonse Gaglozoun BEN & France-Henry Lisette MRI 1.95; Ardeshir Ghanedame IRI NH; Joseph Raju SUD DNS
Group B qualifiers: Ottey, Paklin & Zhu 2.24; Avdyeyenko, Matei, Sereda, Sjöberg, Stones, Thränhardt, Toso, Wszola, Frommeyer, Annys, Mögenburg & Peacock 2.21
Non-qualifiers: Roland Dalhäuser SUI & Dariusz Bizysko POL 2.15; Franck Verzy FRA & Stephen Wray BAH 2.10

Rome 1987

Final (Sep 6)

1, Patrik Sjöberg	SWE	2.38
=2, Igor Paklin	URS	2.38
Gennadiy Avdyeyenko	URS	2.38
4, Dietmar Mögenburg	FRG	2.35
5, Nick Saunders	BER	2.32
6, Sorin Matei	ROU	2.32
7, Ján Zvara	TCH	2.32
8, Carlo Thränhardt	FRG	2.29
9, Javier Sotomayor CUB 2.29; =10, Krzysztof Krawczyk POL & Geoff Parsons GBR 2.25; =12, Tom McCants USA & Arturo Ortiz ESP 2.25; 14, Gerd Nagel FRG 2.20; 15, Robert Marinov BUL 2.20; Sergey Malchenko URS NH		

Series	2.15	2.20	2.25	2.29	2.32	2.35	2.38	2.40
Sjöberg	-	o	-	o	o	o	o	xxx
Paklin	-	o	o	oxo	o	xo	xxx	xxx
Avdyeyenko	-	o	o	o	o	xxx	xxx	xxx
Mögenburg	-	o	o	o	o	x	xx	
Saunders	-	o	o	-	o	xxx		
Matei	-	o	xxx	o	o	x	xx	
Zvara	o	o	o	o	xxx	xxx		
Thränhardt	-	o	o	o	xxx			

All of top-8 passed 2.10

In the best mass-quality high jump in history, a jump of 2.32 – the winning height in 1983 – was good enough only for seventh place. At 2.35, four of the seven men were successful, with Olympic gold and silver medallists, Mögenburg and Sjöberg having no failures. Paklin failed with his first attempt at 2.38, before world record holder Sjöberg maintained his perfect record to take the lead. Avdyeyenko also failed, as did Mögenburg. The two Soviets managed 2.38 on their third trial, while Mögenburg passed his remaining attempts to try unsuccessfully for 2.40. The leading three also failed 2.40, meaning that Sweden took the gold while the two Soviets shared the silver.

Coming as it did on the final day of the World Championships, the contest was frequently interrupted by medal ceremonies, during which the athletes were not permitted to jump.

Qualifying round (2.29 or best 12 to final) (Sep 5)

Group A qualifiers: Zvara, Malchenko, Sjöberg, McCants, & Thränhardt 2.27
Non-qualifiers: Zhu Jianhua CHN, Luca Toso ITA & Roland Dalhäuser SUI 2.24; Lee Balkin USA & Georgi Dakov BUL 2.21; Markus Emberger AUT 2.18; Sasa Apostolovski YUG, Milton Riitano BRA, Motochika Inoue JPN & Jean-Charles Gicquel FRA 2.10; Fouad Fahriedin JOR & Hilaire Onwanlele GAB NH
Group B qualifiers: Parsons, Matei, Sotomayor, Avdyeyenko, Marinov, Saunders, Paklin, Mögenburg, Nagel, Ortiz, Krawczyk 2.27
Non-qualifiers: Jerome Carter USA & Troy Kemp BAH 2.24; Róbert Ruffini TCH 2.21; Othmane Belfaa ALG, Mikko Levola FIN & Paul Ngadjadum CHA 2.15

Tokyo 1991

Final (Sep 1)

1, Charles Austin	USA	2.38
2, Javier Sotomayor	CUB	2.36
3, Hollis Conway	USA	2.36
4, Dalton Grant	GBR	2.36
=5, Marino Drake	CUB	2.34
Troy Kemp	BAH	2.34
7, Patrik Sjöberg	SWE	2.31
8, Rick Noji	USA	2.28
9, Dragutin Topić YUG 2.28; =10, Arturo Ortiz ESP & Igor Paklin URS 2.24; 12, Artur Parytkya POL 2.24; 13, Rudolf Povarnitsyn URS 2.24; 14, Steinar Hoen NOR 2.20		

Series	2.20	2.24	2.28	2.31	2.34	2.36	2.38	2.40
Austin	o	o	-	o	o	-	xo	-
Sotomayor	-	o	-	o	-	o	-	x-
Conway	o	o	-	xo	-	o	xxx	xxx
Grant	-	-	-	o	-	xxx	xxx	
Drake	o	-	xo	-	o	xxx		
Kemp	o	-	o	xo	o	xxx		
Sjöberg	-	o	-	xxx	x			
Noji	o	-	xo	xxx				

All of top-8 passed 2.15

In 1989, Sotomayor made history by becoming the first man to leap eight feet (2.43). The Cuban looked set for victory when he cleared 2.36 on his first attempt, but an ankle injury meant that he was forced to retire after one failure at 2.40. This meant that the gold medal went to the unheralded American Charles Austin, who had cleared 2.38 on his second attempt. Sotomayor went over to congratulate both Austin and Conway as soon as he realised he could compete no more.

The 24 year-old Texan had earlier taken a big risk by passing at 2.36. He ended the contest by failing three times at 2.45. The bronze medal also went to the USA, while in fourth place was Grant, who had courageously started the contest at 2.31.

Qualifying round (2.30 or top 12 to final) (Aug 31)

Group A qualifiers: Austin, Grant, Ortiz, Topić, Kemp, Noji & Povarnitsyn 2.27
Non-qualifiers: Ian Garrett AUS, Takahisa Yoshida JPN, Róbert Ruffini TCH & Georgi Dakov BUL 2.24; Håkon Särnblom NOR, Fouad Fahriedin JOR, Zhou Zhonghe CHN, Steve Smith GBR & Michael Mikkelsen DEN 2.20; Jaroslav Kotewicz POL & Roger Te Puni NZL 2.15; Fernando Moreno ARG NH
Group B qualifiers: Parytkya, Sotomayor, Paklin, Conway, Sjöberg & Hoen
Non-qualifiers: Juha Isolehto FIN, Othmane Belfaa ALG, Sorin Matei ROU, Gustavo Becker ESP, Tim Forsyth AUS & Alex Zaltauskas CAN 2.24; Sergey Dymchenko URS & Xu Yang CHN 2.20; David Anderson AUS 2.15; Karl Scatliffe IVB 2.05; Valery Abugattas PER 2.00; Emmanuel Ngadjadum CHA & Khalid Ahmed Mousa SUD 1.90; Geoff Parsons GBR DNS

Stuttgart 1993

Final (Aug 22)

1,	Javier Sotomayor	CUB	2.40
2,	Artur Partyka	POL	2.37
3,	Steve Smith	GBR	2.37
4,	Ralf Sonn	GER	2.34
5,	Troy Kemp	BAH	2.34
6,	Hollis Conway	USA	2.34
7,	Arturo Ortiz	ESP	2.31
8,	Tony Barton	USA	2.31

9, Tim Forsyth AUS 2.28; 10, Oleg Zhukovskiy BLR 2.28; =11, Jean-Charles Gicquel FRA & Robert Ruffini SVK 2.25

Series	2.15	2.20	2.25	2.28	2.31	2.34	2.37	2.40
Sotomayor	-	-	o	-	-	o	o	xo
	xxx							
Partyka	o	-	xo	-	o	x	o	xxx
Smith	-	-	o	-	xxxo	xo	o	xxx
Sonn	-	o	-	o	o	o	xxx	
Kemp	-	-	o	-	xo	o	xxx	
Conway	-	-	xo	-	xo	xo	x	xx
Ortiz	-	o	-	o	xo	xxx	x	
Barton	o	-	o	o	xxx	xxx		

On his third appearance in a World Championship final, Sotomayor finally won the title. He needed just five jumps, but was pushed by Partyka and Smith. A record total of seven men had attempted 2.37, two of whom (Sonn and Conway) passed after failing once, before going in vain up to 2.40.

The Cuban, Polish and British jumpers all cleared 2.37 on their first attempts. This matched the national records of Partyka and Smith, before both went out at 2.40. Sotomayor made this height on his second attempt, then had two tries at 2.46. The second of these was quite reasonable. He passed his final chance, admitting he had been distracted by the runners in the 10,000m final.

"It was not to be today," said the world record holder. "I'm content with the result. The crowd were very good."

The crowd were particularly thrilled by the performance of Sonn, who led briefly after becoming the first man clear at 2.34. This was an outdoor personal best for the German.

Qualifying Round (2.31 or top 12 to final) (Aug 20)

Group A qualifiers: Sonn, Partyka & Conway 2.28; Gicquel & Ortiz 2.25

Non-qualifiers: Juha Isolehto FIN, Dalton Grant GBR, Steinar Hoen NOR, Aleksey Yemelin RUS, Roberto Ferrari ITA 2.25; Brendan Reilly GBR & Lee Jin-Taek KOR, Marino Drake CUB & Dragutin Topić IWP 2.20; Robert Marinov BUL 2.15; Mark Mandy IRL & Satoru Nonaka JPN 2.10; Fakhr Aldien Gor JOR & Karl Scatliffe IVB 2.05; Lambros Papakostas GRE NH

Group B qualifiers: Barton, Forsyth, Smith, Sotomayor, Zhukovskiy, Kemp & Ruffini 2.28

Non-qualifiers: Hendrik Beyer GER & Takahisa Yoshida JPN 2.25; Rick Noji USA, Alex Zaliauskas CAN, Xavier Robillair FRA, Gustavo Becker ESP, Georgi Dakov BUL & Itai Margalit ISR 2.20; Othmane Belfaa ALG & Igor Paklin KGZ 2.15; Hugo Muñoz PER 2.10; Antonio Pazzaglia SMR 2.05; Patrik Sjöberg SWE DNS

Gothenburg 1995

Final (Aug 8)

1,	Troy Kemp	BAH	2.37
2,	Javier Sotomayor	CUB	2.37
3,	Artur Partyka	POL	2.35
=4,	Steve Smith	GBR	2.35
	Steinar Hoen	NOR	2.35
6,	Patrik Sjöberg	SWE	2.32
7,	Tony Barton	USA	2.29
=8,	Tim Forsyth	AUS	2.25
	Dragutin Topić	YUG	2.25
	Jaroslav Kotewicz	POL	2.25

11, Ian Thompson BAH 2.25; 12, Bi Hongyong CHN 2.15

Series	2.15	2.20	2.25	2.29	2.32	2.35	2.37	2.39
Kemp	-	-	o	o	-	xo	xo	xxx
Sotomayor	-	-	xxxo	-	o	o	xxxo	xxx
Partyka	o	-	o	-	x	o	xxx	

	2.15	2.20	2.25	2.29	2.32	2.35	2.37	2.39
Smith	-	-	-	o	-	xxxo	xx	x
Hoen	-	o	o	o	o	xxxo	xxx	
Sjöberg	-	-	o	-	o	xxx		
Barton	-	o	o	o	xx	-	x	
Forsyth	-	o	o	xxx				
Topić	o	-	o	xxx				
Kotewicz	o	-	o	xxx				

Hampere by a foot injury, Sotomayor lost for the first time at a major championship since Tokyo in 1991. The Cuban needed three tries at 2.25 but then shortened his run-up and went over 2.32 and 2.35 with no problems. After this height, five men were still in and the leader was Partyka.

The Pole was to end up with a bronze medal, for only Sotomayor and Kemp made it over 2.37. The Bahamian needed two tries to Soto's three. At 2.39, Sotomayor put on a pair of sunglasses as the sun was shining into the faces of the jumpers. He was very close but knocked down the bar on all three tries. Kemp's attempts were not as near, but he took the gold on countback.

Qualifying round (2.29 or top 12 to final) (Aug 6)

Group A qualifiers: Smith, Topić, Barton 2.29; Kemp, Hoen, Kotewicz & Bi 2.27

Non-qualifiers: Sorin Matei ROU 2.27; Wolfgang Kreissig GER, Gilmar Mayo COL, Dimitris Kokotis GRE, Arturo Ortiz ESP, Lee Jin-Taek KOR & Chris Anderson AUS 2.24; Charles LeFrançois CAN, Mark Mandy IRL 2.15; Robert Ruffini SVK 2.10; Antonio Pazzaglia SMR 2.00

Group B qualifiers: Forsyth 2.29; Sotomayor, Sjöberg, Partyka & Thompson 2.27

Non-qualifiers: Charles Austin USA, Dalton Grant GBR & Lambros Papakostas GRE 2.27; Hendrik Beyer GER, Håkon Särnblom NOR, Brendan Reilly GBR 2.24 & Konstantin Matusevich ISR 2.24; Khemraj Naiko MRI, Oleg Zhukovskiy BLR, Rick Noji USA, Ralf Sonn GER 2.20; Juha Isolehto FIN NH

Athens 1997

Final (Aug 6)

1,	Javier Sotomayor	CUB	2.37
2,	Artur Partyka	POL	2.35
3,	Tim Forsyth	AUS	2.35
=4,	Steinar Hoen	NOR	2.32
	Dalton Grant	GBR	2.32
6,	Lambros Papakostas	GRE	2.32
7,	Konstantin Matusevich	ISR	2.29
8,	Lee Jin-Taek	KOR	2.29

9, Martin Buss GER 2.29; 10, Gilmar Mayo COL 2.29; 11, Sergey Klyugin RUS 2.29; 12, Jan Janku CZE 2.25

Series	2.20	2.25	2.29	2.32	2.35	2.37	2.39	2.41
Sotomayor	-	o	-	o	o	xo	-	xxx
Partyka	o	-	o	-	xo	xx	x	
Forsyth	o	xo	-	o	xo	x	xx	
Hoen	-	o	o	o	xx	x		
Grant	-	-	-	o	xxx			
Papakostas	o	o	o	xo	xx	x		
Matusevich	o	o	o	xxx				
Lee	xo	o	o	xxx				

Happily recovered from the injuries which had led to the loss of his Olympic crown the previous year, Sotomayor further enhanced his claims to being considered the greatest of all high jumpers by regaining this title. Five men were still left in as the bar was raised to 2.37 but the Cuban was the only one successful. Another remarkable big time competitor, Partyka medalled for the third consecutive time, taking silver on countback against Forsyth.

Grant, ever the showman, came in at the greatest starting height ever attempted (2.32), daring indeed for a man who hadn't gone higher than 2.28 all season. His gamble appeared to be paying off when his first time clearance took him into the lead, but the next height of 2.35 eluded him and he had to settle for equal fourth place with European champion Hoen.

Qualifying Round (2.28 or top 12 to final) (Aug 4)

Group A qualifiers: Lee, Mayo, Papakostas & Buss 2.28

Non-qualifiers: Charles Austin USA 2.26; Charles LeFrançois CAN, Staffan Strand SWE, Dragutin Topić YUG, Mark Boswell CAN, Jaroslav Kotewicz POL,

Mark Mandy IRL, Elvir Krehmić BIH & Brendan Reilly GBR 2.23; Tomás Janku CZE, Arturo Ortiz ESP & Randy Jenkins USA 2.19; Kostas Liapis GRE 2.15
Group B qualifiers: Hoen, Sotomayor, Partyka, Forsyth, Matusевич, Grant 2.28
Non-qualifiers: Jan Janku CZE, Sergey Klyugin RUS, Steve Smith GBR 2.26; Didier Detchenique FRA, Brian Brown USA, Stevan Zorić YUG, Mustapha Raïfak FRA & Dimitris Kokotis GRE 2.23; Glenn Howard NZL, Julio Luciano DOM, Michiya Onoue JPN & Khemraj Naiko MRI 2.15

Seville 1999

Final (Aug 23)

1,	Vyacheslav Voronin	RUS	2.37
2,	Mark Boswell	CAN	2.35
3,	Martin Buss	GER	2.32
4,	Dragutin Topić	YUG	2.32
5,	Staffan Strand	SWE	2.29
=6,	Kwaku Boateng	CAN	2.29
	Lee Jin-Taek	KOR	2.29
=8,	Charles Austin	USA	2.29
	Brendan Reilly	IRL	2.29

=10, Wilbert Pennings NED, Abderrahmane Hammad ALG & Stefan Holm SWE 2.25; Steve Smith GBR NH

Series	2.20	2.25	2.29	2.32	2.35	2.37	2.40
Voronin	o	-	o	o	o	o	xxx
Boswell	o	-	xxo	-	xxo	xxx	
Buss	o	o	o	o	xxx		
Topić	o	o	o	xxo	xxx		
Strand	o	-	o	xxx			
Boateng	o	xxo	o	xxx			
Lee	o	xxo	o	xxx			
Austin	o	-	xxo	xx	x		
Reilly	-	o	xxo	xxx			

With Javier Sotomayor serving a suspension and Smith making it to the final but cruelly handicapped by an Achilles tendon injury, there was no obvious favourite but when the serious jumping started it became clear that the man in form was Voronin, the world indoor silver medalist. He kept a faultless card up to and including a personal best and 1999 world leading 2.37, failing only at 2.40. "I was so excited that my technique deserted me," said the Russian.

Also inspired to new heights – in his case a Canadian record of 2.35 – was Jamaican-born Boswell, the 1996 world junior champion. Aware that his injury might stand up only to two or three jumps, Smith entered at an unprecedented 2.35 but failed once at that and 2.37 before aborting his final attempt in pain. Klyugin, who would be crowned Olympic Champion the following year, could manage only 2.20 in the qualifying contest and failed to advance.

Qualifying round (2.29 or top 12 to final) (Aug 21)

Group A qualifiers: Boateng, Voronin, Topić, Austin, Buss, Strand, Pennings & Hammad 2.29

Non-qualifiers: Gilmar Mayo COL 2.23; Anthony Idiata NGR, Konstantin Matusевич ISR, Elvir Krehmić BIH, & Ben Challenger GBR 2.20; Andriy Sokolovskiy UKR & Lámbros Papakóstas GRE 2.15; Metin Durmuşoğlu TUR NH

Group B qualifiers: Holm, Boswell, Lee, Reilly & Smith 2.26

Non-qualifiers: Wolfgang Kreissig GER 2.26; Tim Forsyth AUS 2.26; Dejan Milošević SLO, Sergey Dymchenko UKR & Jan Janku CZE 2.23; Jean-Claude Rabbath LIB, Sergey Klyugin RUS & Henry Patterson USA 2.20; Charles Clinger USA & Takahiro Kimino JPN 2.15

Edmonton 2001

Final (Aug 8)

1,	Martin Buss	GER	2.36
=2,	Yaroslav Rybakov	RUS	2.33
	Vyacheslav Voronin	RUS	2.33
=4,	Sergey Klyugin	RUS	2.30
	Stefan Holm	SWE	2.30
=6,	Mark Boswell	CAN	2.25
	Staffan Strand	SWE	2.25
8,	Kwaku Boateng	CAN	2.25

=9, Abderrahmane Hammad ALG & Charles Austin USA 2.20; 11, Gilmar Mayo COL 2.20; Javier Sotomayor CUB DQ (40.8) (2.33)

Series	2.20	2.25	2.30	2.33	2.36
Buss	o	o	o	x	xo
Rybakov	o	o	o	o	xxx
Voronin	-	o	o	o	xxx
Klyugin	o	-	xo	xxx	
Holm	o	o	xo	x	xx
Boswell	o	o	-	xxx	
Strand	-	o	xx	x	
Boateng	o	xxo	xo	xx	
[Sotomayor	-	o	x	o	xxx]

One of the biggest shocks in Edmonton was provided by Germany's Martin Buss. The 1999 bronze medallist had not bettered 2.30 outdoors since Seville, but in Edmonton he chose the perfect time to set a personal best of 2.36. He had failed once at 2.33 whereas Rybakov, Voronin and former champion Sotomayor went over the first time. Those three plus Buss and Holm all failed 2.36 on their first try, then the German surprised everyone by succeeding on the second (and his final) round.

Sotomayor's fourth place marked the end of a long career, but after the championships it was revealed that he had failed a doping control test in July 2001. He later admitted to the offence, which resulted in a life ban as he had already served another suspension in 1999/2000. Consequently, his Edmonton performances were annulled.

Qualifying round (2.29 or top 12 to final) (Aug 5)

Group A qualifiers: Austin, Strand, Boswell, Rybakov & Buss 2.27; Klyugin 2.25

Non-qualifiers: Jan Janku CZE & Sergey Dymchenko UKR 2.25; Mika Polku FIN, Dave Furman USA & Elvir Krehmić BIH 2.20; Grzegorz Sposób POL & Jacques Freitag RSA 2.15

Group B qualifiers: Voronin, Holm, Hammad & Boateng 2.27; Mayo 2.25; Sotomayor DQ (40.8) (2.27) (Qualified for final but disqualified in retrospect)

Non-qualifiers: Nathan Leeper USA 2.25; Ben Challenger GBR, Aleksey Kravtsov RUS & Einar Karl Hjartarson ISL 2.20; Andrey Sokolovskiy UKR 2.15; Eugène Ernesta SEY NH

Paris 2003

Final (Aug 25)

1,	Jacques Freitag	RSA	2.35
2,	Stefan Holm	SWE	2.32
3,	Mark Boswell	CAN	2.32
4,	Mikhail Tsvetkov	RUS	2.29
5,	Germaine Mason	JAM	2.29
6,	Grzegorz Sposób	POL	2.29
7,	Jamie Nieto	USA	2.29
8,	Andrey Sokolovskiy	UKR	2.29
9,	Yaroslav Rybakov	RUS	2.29
10,	Aleksander Walerianczyk	POL	2.25
11,	Jaroslav Baba	CZE	2.25
12,	Matt Hemingway	USA	2.25
13,	Roman Fricke	GER	2.20

Series	2.15	2.20	2.25	2.29	2.32	2.35
Freitag	-	o	xo	o	o	xo
Holm	-	o	o	o	xo	xxx
Boswell	o	-	o	-	xxo	xxx
Tsvetkov	o	o	o	o	xxx	
Mason	-	xo	xo	o	xxx	
Sposób	xo	xxo	o	o	xxx	
Nieto	-	o	o	o	xx	xxx
Sokolovskiy	o	o	xo	xxo	xxx	

The qualifying standard was the highest ever with some leaps of 2.27 insufficient for advancement. In the final, eight men were in to try 2.32, but only three afterwards. An order was established among those three because Freitag made 2.32 on his first try, Holm on his second and Boswell on his third. At 2.35 all three failed the first time, then in the second round Freitag went clear to consolidate his lead from the Swede. The 2.07 tall South African knelt down to kiss the point at which he took off. After ankle reconstruction one year earlier, Freitag had been told by doctors that there was only a 50% chance he would be able to jump again.

Qualifying round (2.29 or top 12 to final) (Aug 23)

Group A qualifiers: Tsvetkov, Holm & Nieto 2.29; Boswell, Rybakov & Walerianczyk 2.27

Non-qualifiers: Gennadiy Moroz BLR 2.27; Tomás Janku CZE, Andrea Bettinelli ITA & Stefan Vasiliache ROU 2.25; Fabricio Romero BRA, Michal Bieniek POL,

Staffan Strand SWE, Oskari Frösén FIN 2.20; & Rozle Prezelj SLO 2.20; Alfredo Deza PER NH
Group B qualifiers: 1, Sokolovskiy, Bába, Freitag, Mason & Sposób 2.29; Fricke & Hemingway 2.25
Non-qualifiers: Andrey Chubsa BLR 2.27; Aleksey Lesnichiy BLR, Martin Stauffer SUI & Alessandro Talotti ITA 2.25; Abderahmane Hammad ALG, Pyotr Brayko RUS, Wilbert Pennings NED, Nicola Ciotti ITA & Tora Harris USA 2.20

Series	2.16	2.21	2.26	2.30	2.33	2.35	2.37
Thomas	-	xo	xo	o	xxo	o	xxx
Rybakov	-	o	o	o	o	xo	xxx
Ioannou	o	o	o	xo	xo	xo	xxx
Holm	-	o	o	o	o	xxx	
Jankú	o	o	o	o	xxx		
Moya	o	o	o	o	xxx		
Onnen	o	-	o	x	xx		
Bába	o	o	xo	xxx			

Helsinki 2005

Final (Aug 14)

1,	Yuriy Krymareenko	UKR	2.32
=2,	Victor Moya	CUB	2.29
	Yaroslav Rybakov	RUS	2.29
4,	Mark Boswell	CAN	2.29
=5,	Jaroslav Bába	CZE	2.29
	Nicola Ciotti	ITA	2.29
7,	Stefan Holm	SWE	2.29
8,	Vyacheslav Voronin	RUS	2.29
9,	Dragutin Topić SCG 2.25; 10, Kiriacos Ioannou CYP 2.25; =11, Oskari Frösén FIN 2.20 & Matt Hemingway USA 2.20; 13, Andriy Sokolovsky UKR 2.20		

Series	2.15	2.20	2.25	2.29	2.32
Krymareenko	o	o	xo	o	xxx
Moya	o	o	o	o	xxx
Rybakov	-	o	o	o	xxx
Boswell	-	o	xo	o	xxx
Bába	-	o	o	xo	xxx
Ciotti	-	o	o	xo	xxx
Holm	-	o	xo	xo	xxx
Voronin	-	xo	o	xxo	xxx

The qualifying height for the final was 2.29, but when the two simultaneous pools saw just 10 clear 2.27, the two jumpers with a clean slate at 2.24 (Rybakov and Frösén) were added to the final. The most highly-regarded athlete who failed to make the final was defending champion Freitag. Holm, the Olympic Champion, was favoured to win, but one failure at 2.25 and two at 2.29 meant that he was down in seventh place. Leading were Rybakov and relative newcomer Moya, who had not suffered a single failure. The least-known of the eight men over 2.29 was Krymareenko, and, as the last man jumping, came up for his third attempt at 2.32 with little expectation of success from the crowd. Krymareenko hit the bar, but it stayed on, and the Ukrainian second string jumper became the most unexpected global winner since Robert Shavlakadze's Olympic win of 1960.

The modest heights in the final were perhaps due to the bright sun shining into the faces of the jumpers over the crossbar. Even so Krymareenko's high point on his best effort was measured at 2.40 compared with 2.38 by Moya.

Qualifying round (2.29 or top 12 to final) (Aug 12)

Group A qualifiers: Ciotti, Topić, Bába, Voronin, Sokolovsky, Frösén, Hemingway 2.27
Non-qualifiers: Ben Challenger GBR & Jesse Williams USA 2.24; Grzegorz Sposób POL 2.20; László Boros HUN, Jean-Claude Rabbath LIB, Andrey Tereshin RUS, Manjula Kumara Wijesekara SRI & Gennadiy Moroz BLR 2.15
Group B qualifiers: Moya, Holm, Boswell, Ioannou, Krymareenko 2.27; Rybakov 2.24
Non-qualifiers: Mickael Hanany FRA & Andrea Bettinelli ITA 2.24; Jacques Freitag RSA, Kyle Lancaster USA, Svatoslav Ton CZE & Naoyuki Daigo JPN 2.20; Alessandro Talotti ITA & Stefan Vasilache ROU NH

Osaka 2007

Final (Aug 29)

1,	Donald Thomas	BAH	2.35
2,	Yaroslav Rybakov	RUS	2.35
3,	Kyriakos Ioannou	CYP	2.35
4,	Stefan Holm	SWE	2.33
=5,	Tomás Jankú	CZE	2.30
	Victor Moya	CUB	2.30
7,	Eike Onnen	GER	2.26
8,	Jaroslav Bába	CZE	2.26
9,	Kabelo Kgosiemang BOT 2.26; 10, Tom Parsons GBR 2.26; =11, Michal Bieniek POL & Andrey Silnov RUS 2.21; 13, Jessé de Lima BRA 2.21; 14, Martyn Bernard GBR 2.21; 15, Linus Thörnblad SWE 2.16		

The pre-championship world list was headed by Thomas and Holm with 2.35, but the Swedish Olympic Champion was favourite to win over the inexperienced Bahamian who had only converted from basketball nineteen months earlier. The qualifying saw a record 15 men clear 2.29.

Six men got over 2.30 in the final, with Holm, Rybakov, Moya and Janku all without any losses. Holm and Rybakov cleared 2.33 first time, while Ioannou made 2.33 on his second attempt and Thomas got over on his final try. So it looked as though gold would be contested between the tall (1.98) Russian and the relatively short (1.81) Swede. The form book was then turned on its head, as Thomas cleared first time at 2.35 with his unique variation of the Fosbury Flop which was described as a "reverse wiggle." Rybakov and Ioannou got over third time, and Holm was left out of the medals.

Qualifying round (2.29 or top 12 to final) (Aug 27)

Group A qualifiers: Onnen, Silnov, Jankú, Holm, de Lima, Parsons, Kgosiemang & Bieniek 2.29
Non-qualifiers: Andrea Bettinelli ITA, Rozle Prezelj SLO, Oskari Frösén FIN & Yuriy Krymareenko UKR 2.26; Peter Horák SVK, Andrey Tereshin RUS & Jesse Williams USA 2.23; Niki Palli ISR, Naoyuki Daigo JPN & Huang Haiqiang CHN 2.19; Abderahmane Hammad ALG 2.14; William Woodcock SEY NH
Group B qualifiers: Thörnblad, Rybakov, Bába, Moya, Bernard, Thomas & Ioannou 2.29
Non-qualifiers: Jamie Nieto USA, Nicola Ciotti ITA & Svatoslav Ton CZE 2.26; Dmytro Demanyuk UKR 2.23; Aleksandr Walerianczyk POL, Germaine Mason GBR, Dragutin Topić SRB, Gerardo Martinez MEX, Jim Dilling USA & Sergey Zasinovich KAZ 2.19; Javier Bermejo ESP & James Grayman ANT 2.14

Berlin 2009

Final (Aug 21)

1,	Yaroslav Rybakov	RUS	2.32
2,	Kyriakos Ioannou	CYP	2.32
=3,	Raul Spank	GER	2.32
	Ylwesterv Bednarek	POL	2.32
=5,	Jaroslav Bába	CZE	2.23
	Mickaël Hanany	FRA	2.23
	Martijn Nuysens	NED	2.23
	Linus Thörnblad	SWE	2.23
9,	Andra Manson USA 2.23; 10, Ivan Ukhov RUS 2.23; =11, Giulio Ciotti ITA & Keith Moffatt USA 2.23; 13, Kabelo Kgosiemang BOT 2.18		

Series	2.18	2.25	2.28	2.32	2.35
Rybakov	o	o	xo	o	xxx
Ioannou	o	o	xxo	o	xxx
Spank	o	o	xxo	xo	xxx
Bednarek	xo	o	xo	xo	xxx
Bába	o	o	xxx		
Hanany	o	o	xxx		
Nuysens	o	o	xxx		
Thörnblad	o	o	xxx		

The wet conditions severely affected the run-up and neither Manson nor Ukhov, two of the three men who had cleared 2.35 earlier in the season, could go higher than 2.23. Such were the conditions that only four men managed to do so. No-one made 2.28 the first time, Bednarek and Rybakov were able to clear on their second jumps. Ioannou and Spank made it on their third.

Rybakov and Ioannou then cleared 2.32 first attempt, and the other two made the height with their second jumps. Spank equalled his best but the ecstatic Bednarek had improved by 4cm. When no-one cleared 2.35, the failures at earlier heights determined the finishing order. For Rybakov, who had won three silver medals previously, this was a sweet moment, though he played down his feelings – "I am not an emotional person ... perhaps when I hear the Russian national anthem I [will] perhaps start to feel something."

Neither of the two previous World Champions (Krymareenko and Thomas) made the final.

Qualifying round (2.30 or top 12 to final) (Aug 19)

Group A qualifiers: Ioannou, Kgosiemang & Rybakov 2.30; Ciotti, Nuyens, Moffatt & Bába 2.27

Non-qualifiers: Konstadinos Baniótis GRE, Trevor Barry BAH, Andrey Tereshin RUS & Tora Harris USA 2.24; Andriy Protsenko UKR & Grzegorz Sposób POL 2.20; Dragutin Topić SRB 2.15

Group B qualifiers: Thörnblad, Spank, Manson, Ukhov & Hanany 2.30; Bednarek 2.27

Non-qualifiers: Jessé de Lima BRA & Donald Thomas BAH 2.27; Yuriy Krymareenko UKR & Oskari Frösén FIN 2.24; Javier Bermejo ESP, Naoyuki Daigo JPN, Viktor Shapovalov UKR & Peter Horák SVK 2.20; Artym Zaytsev BLR & Majed Aldin Gazal SYR 2.15

Daegu 2011

Final (Sep 1)

1,	Jesse Williams	USA	2.35
2,	Aleksey Dmitrik	RUS	2.35
3,	Trevor Barry	BAH	2.32
4,	Jaroslav Bába	CZE	2.32
=5,	Dimitrios Chondrokoúkis	GRE	2.32
	Ivan Ukhov	RUS	2.32
7,	Mutaz Essa Barshim	QAT	2.32
8,	Aleksandr Shustov	RUS	2.29

9, Raul Spank GER 2.29; 10, Zhang Guowei CHN 2.25; 11, Donald Thomas BAH 2.20; =12, Darwin Edwards LCA & Dmytro Demyanyuk UKR 2.20

Series	2.20	2.25	2.29	2.32	2.35	2.37
Williams	o	o	o	o	xxx	
Dmitrik	o	o	xo	xo	xo	xxx
Barry	o	o	-	o	xxx	
Bába	o	o	xxx	o	xxx	
Chondrokoúkis	o	o	o	xxx	xxx	
Ukhov	o	o	o	xxx	xxx	
Barshim	o	xo	xo	xxx	xxx	
Shustov	o	xo	o	xxx		

The only athletes to have jumped higher than 2.35 in 2011 before Daegu were the three Russians, all of whom had cleared 2.36, and Williams, who cleared 2.37 to win the US title. In two previous attempts Williams had failed to make the final, but this time he was faultless at five heights up to and including 2.35. A group of six men followed Williams clear at 2.32, headed by Barry, who set a personal best in so doing. Dmitrik was the only one of that half dozen to clear 2.35, but did so on his second attempt. He needed 2.37 to win, and with both men failing, Williams was the winner.

It was noted that Williams spent much of the competition sat with his back to the high jump bed. Why? "There were a lot of good guys out there," he explained. "I wanted to be sure I wasn't influenced by what they were doing and focus on myself."

Qualifying round (2.31 or top 12 to final) (Aug 30)

Group A qualifiers: Edwards, Williams, Thomas, Bába, Demyanyuk 2.31; Dmitrik 2.28

Non-qualifiers: Erik Kynard USA, Eike Onnen GER, Konstadinos Baniótis GRE & Bogdan Bondarenko UKR 2.28

Tom Parsons GBR, Raiyvadas Stanys LTU & Rožle Prezelj SLO 2.25; Majed El Dein Ghazal SYR, Edgar Rivera MEX & Victor Moya CUB 2.21; Yun Ye-Hwang KOR NH

Group B qualifiers: Chondrokoúkis, Barshim, Ukhov, Shustov & Zhang 2.31; Barry & Spank 2.28

Non-qualifiers: Viktor Ninov BUL 2.28; Silvano Chesani ITA 2.25; Diego Ferrin ECU, Kabelo Kgosiemang BOT, Andriy Protsenko UKR & Martyn Bernard GBR 2.21; Dusty Jonas USA, Osku Torro FIN & Dmitry Kroyter ISR 2.16; Kyriakos Ioannou CYP DNS

Moscow 2013

Final (Aug 15)

1,	Bogdan Bondarenko	UKR	2.41
2,	Mutaz Essa Barshim	QAT	2.38
3,	Derek Drouin	CAN	2.38
4,	Ivan Ukhov	RUS	2.35

5,	Erik Kynard	USA	2.32					
6,	Donald Thomas	BAH	2.32					
7,	Aleksandr Shustov	RUS	2.32					
8,	Robbie Grabarz	GBR	2.29					
9,	Zhang Guowei CHN 2.29; =10, Kabelo Kgosiemang BOT, Ryan Ingraham BAH & Konstadinos Baniótis GRE 2.25							
Series	2.20	2.25	2.29	2.32	2.35	2.38	2.41	2.44
	2.46							
Bondarenko	xxx	-	o	-	o	-	xo	-
Barshim	o	o	o	xo	o	o	x	xx
Drouin	o	o	o	o	o	xo	x	xx
Ukhov	o	o	o	o	o	xxx		
Kynard	o	o	o	xo	xxx			
Thomas	xo	o	o	xo	-	xxx		
Shustov	o	o	xo	xxx	xxx			
Grabarz	o	o	xo	xxx				

This event had suddenly proved to be one of the strongest in athletics in 2011 with two men (Bondarenko and Barshim) over 2.40. A further indication of standards came when Grabarz cleared 2.29 – as he had done in London 2012 for the bronze – only to finish eighth in Moscow. Seven men cleared 2.32, of which four made 2.35 the first time. The best of those clearances was by the Ukrainian, whose 2.35 looked good enough to make 2.45. He passed at 2.38, which Barshim then Drouin made to temporarily place 1-2. Olympic Champion Ukhov, returning from injury, was eliminated at this point. Watched by his father and coach, Bondarenko went over 2.41 with his second try. With no failures by the Ukrainian at earlier heights, Barshim and Drouin were forced to try 2.44 with their remaining two attempts. Both failed, leaving the victor to try a world record of 2.46. Two of his three attempts were respectable.

Qualifying round (2.31 or top 12 to final) (Aug 13)

Group A qualifiers: Shustov, Grabarz, Thomas & Barshim 2.29; Baniótis, Kgosiemang & Kynard 2.26

Non-qualifiers: Jaroslav Bába CZE & Mihai Donișan ROU 2.26; Wang Yu CHN & Andriy Protsenko UKR 2.22; Rožle Prezelj SLO, Michael Mason CAN, Diego Ferrin ECU & Douwe Amels Ned 2.17; Bi Xiaoliang CHN & Keith Moffatt USA NH

Group B qualifiers: Ukhov, Bondarenko, Zhang, Drouin & Ingraham 2.26

Non-qualifiers: Adónis Mástoras GRE, Mickaël Anany FRA
Silvano Chesani ITA & Dusty Jonas USA 2.26; Yuriy Krymareenko UKR, Majed El Dein Ghazal SYR, Edgar Rivera MEX & Jesse Williams USA 2.22; Brandon Starc AUS, Ali Mohamed Younes Idris SUD, Aleksey Dmitrik RUS & Szymon Kiećana POL 2.17

HIGH JUMP

Multiple Medalists:

4	Javier Sotomayor	CUB	91-2, 93-1, 95-2, 97-1
	Yaroslav Rybakov	RUS	01-2=, 05-2=, 07-2, 09-1
3	Artur Partyka	POL	93-2, 95-3, 97-2
2	Gennadiy Avdeyenko	URS	83-1, 87-2=
	Mark Boswell	CAN	99-2, 03-3
	Martin Buss	GER	99-3, 01-1
	Vyacheslav Voronin	RUS	99-1, 01-2=
	Kyriakos Ioannou	CYP	07-3, 09-2

Most Finals:

5	Sotomayor	87-9, 91-2, 93-1, 95-2, 97-1
	Stefan Holm	99-10=, 01-4=, 03-2, 05-7, 07-4
	Rybakov	01-2=, 03-9, 05-2=, 07-2, 09-1
	Jaroslav Bába	CZE 03-11, 05-5=, 07-8, 09-5=, 11-4

Most Appearances:

8	Dragutin Topić	YUG/IWP/SCG/SRB	91-9, 93-26=Q, 95-8=, 97-22=Q, 99-4, 05-9, 07-31=Q, 09-30Q
---	----------------	-----------------	--

National Placings:

	1	2	3	4	5	6	7	8	Points
RUS	2	2+3=	-	2+1=	1=	-	1	2	71.5
USA	2	1	1	-	1	2	2	2+1=	45.5
CUB	2	2+1=	-	-	2=	-	-	-	43.5
SWE	1	1	-	+1=	+1=	+1=	2	-	40.5
GER	1	-	1+1=	2+1=	-	-	2	1	39
BAH	2	-	1	-	+1=	1	-	-	32.5
CAN	-	1	2	1	-	2=	-	1	30
POL	-	2	1+1=	-	-	1	-	1=	28.8
URS	1	2=	-	1=	-	-	-	1	26.5
GBR	-	-	1	1+2=	-	-	-	1	21

Men's High Jump, continued									
National Placings:									
	1	2	3	4	5	6	7	8	Points
UKR	2	-	-	-	-	-	-	1	17
CZE	-	-	-	1	3=	-	-	1	15.5
CYP	-	1	1	-	-	-	-	-	13
QAT	-	1	-	-	-	-	1	-	9
NOR	-	-	-	2=	-	-	-	-	9
RSA	1	-	-	-	-	-	-	-	8
GRE	-	-	-	-	1=	1	-	-	6.5
AUS	-	-	1	-	-	-	-	1=	6.3
CHN	-	-	1	-	-	-	-	-	6
YUG	-	-	-	1	-	-	-	1=	5.3
BER	-	-	-	-	1	-	-	-	4
JAM	-	-	-	-	1	-	-	-	4
ITA	-	-	-	-	1=	-	-	-	3.5
KOR	-	-	-	-	-	1=	-	1	3.5
ROU	-	-	-	-	-	1	-	-	3
FRA	-	-	-	-	1=	-	-	-	2.5
NED	-	-	-	-	1=	-	-	-	2.5
ESP	-	-	-	-	-	-	1	-	2
ISR	-	-	-	-	-	-	1	-	2
TCH	-	-	-	-	-	-	1	-	2
IRL	-	-	-	-	-	-	-	1=	0.5
Totals	14	11+6=	10+2=	9+8=	5+12=	7+4=	11	11+5=	504

Group B: Wladyslaw Kozakiewicz POL 5.30+; Sergey Bubka URS, Miro Zalar SWE, Mike Tully USA, Timo Kuusisto FIN, Liang Weiqiang CHN 5.20+; Alberto Ruiz ESP 5.00; Jeff Buckingham USA, Thierry Vigneron FRA & Felix Böhni SUI yet to enter; Tomomi Takahashi JPN, Herman Fehringer AUT, Ivo Yanchev BUL & Günther Lohre FRG NH

Rome 1987

Final (Sep 5)

1,	Sergey Bubka	URS	5.85
2,	Thierry Vigneron	FRA	5.80
3,	Radion Gataullin	URS	5.80
4,	Marian Kolasa	POL	5.80
=5,	Earl Bell	USA	5.70
	Nikolay Nikolov	BUL	5.70
7,	Delko Lesov	BUL	5.60
8,	Atanas Tarev	BUL	5.60

9, Aleksandr Obizhayev URS 5.50; 10, Ferenc Salbert FRA 5.50; 11, Gianni Stecchi ITA 5.40; 12, Miro Zalar SWE 5.30; Hermann Fehringer AUT & Zdeněk Lubensky TCH NH

Series	5.40	5.50	5.60	5.70	5.75	5.80	5.85	6.05
Bubka	-	-	-	o	-	-	o	xxx
Vigneron	-	o	-	o	-	xo	xxx	
Gataullin	-	-	o	xo	-	xo	xxx	
Kolasa	-	o	xo	xxo	-	xxo	xxx	
Bell	o	-	o	o	xxx			
Nikolov	o	-	o	o	xx	x		
Lesov	o	-	o	xxx				
Tarev	o	-	xo	x	xx			

All of top-8 passed 5.30

Bubka, now firmly established as one of the world's greatest athletes, took just two jumps to retain his title. He came in at 5.70 (same as his 1983 winning height) and returned at 5.85, at which point all but three of the finalists had been eliminated. These three (Gataullin, Vigneron and Kolasa) all went out at 5.85 whereas Bubka cleared easily. The Soviet vaulter then had the bar raised to 6.05.

Just as he was preparing for his first attempt, a fanfare began for the women's shot put medal ceremony, causing an angry Bubka to abort his effort. He returned with two poor tries before retiring.

Qualifying round (5.55 or top 12 to final) (Sep 3)

Group A qualifiers: Kolasa, Bubka & Tarev 5.50; Gataullin, Lubensky & Fehringer 5.40

Non-qualifiers: Bernhard Zintl FRG 5.30; Timo Kuusisto FIN 5.20; Liang Xuereng CHN 5.10; István Bagyula HUN 5.00; Philippe Collet FRA & Billy Olson USA NH

Group B qualifiers: Obizhayev, Bell, Salbert, Nikolov, Lesov, Vigneron, Stecchi & Zalar 5.40

Non-qualifiers: Miroslaw Chmra POL 5.20; Joe Dial USA, Bob Ferguson CAN & Kimmo Kuusela FIN NH

Pole Vault Helsinki 1983

Final (Aug 14)

1,	Sergey Bubka	URS	5.70
2,	Konstantin Volkov	URS	5.60
3,	Atanas Tarev	BUL	5.60
4,	Tadeusz Ślusarski	POL	5.55
5,	Tom Hintnaus	BRA	5.50
6,	Patrick Abada	FRA	5.50
7,	Miro Zalar	SWE	5.50
=8,	Wladyslaw Kozakiewicz	POL	5.40
	Thierry Vigneron	FRA	5.40

=10, Felix Böhni SUI, František Jansa TCH & Vladimir Polyakov URS 5.40; 13, Jeff Buckingham USA 5.40; 14, Veijo Vannesluoma FIN 5.40; =15, Liang Weiqiang CHN & Günther Lohre FRG 5.25; 17, Jürgen Winkler FRG 5.25; 18, Timo Kuusisto FIN 5.25; 19, Tomomi Takahashi JPN 5.25; 20, Alberto Ruiz ESP 5.10, George Barber CAN, Hermann Fehringer AUT, Tapani Haapakoski FIN, Billy Olson USA, Pierre Quinon FRA, Mike Tully USA & Ivo Yanchev BUL NH

Series	5.25	5.40	5.50	5.55	5.60	5.65	5.70	5.75
Bubka	<u>5.82</u>	o	o	-	xxo	-	o	-
xxx								
Volkov	-	o	-	-	o	-	x	xx
Tarev	-	xxo	o	-	o	xxx		
Ślusarski	-	xo	-	o	-	xxx		
Hintnaus	-	xo	o	-	xx-	x		
Abada	-	-	xo	-	xxx			
Zalar	-	xo	xo	-	xxx			
Kozakiewicz	-	o	x	xx				
Vigneron	o	o	xxx					

All of top-8 passed 5.10

Like the Helsinki high jump, victory went to a little-known Ukrainian. The contest lasted almost seven hours after the qualifying round was abandoned due to heavy rain and strong winds. It took five and a half hours for the bar to be raised to 5.60, by which time eight men were in contention. Volkov and Tarev made it on their first attempt while Bubka, the third string Soviet, went over on his third. At 5.65, the two Soviets passed. Tarev failed, but won the bronze because three others who passed at 5.60 also went out.

Vaulting first in distinctive striped socks, Bubka had an easy first-time success at 5.70. The more experienced Volkov failed once at 5.70 and twice at 5.75. The winner, not 20 until December, took three attempts at a world record of 5.82.

Qualifying round (Not completed due to bad weather) (Aug 12) + = still in competition

Group A: Konstantin Volkov URS 5.40+; Atanas Tarev BUL, Pierre Quinon FRA & Patrick Abada FRA 5.30+; Jürgen Winkler FRG, František Jansa TCH, Tom Hintnaus BRA, Tadeusz Ślusarski POL, Vladimir Polyakov URS 5.20+; Veijo Vannesluoma FIN 5.20; Billy Olson USA yet to enter; George Barber CAN & Tapani Haapakoski FIN NH

Tokyo 1991

Final (Aug 29)

1,	Sergey Bubka	URS	5.95
2,	István Bagyula	HUN	5.90
3,	Maksim Tarasov	URS	5.85
4,	Radion Gataullin	URS	5.85
5,	Peter Widén	SWE	5.75
6,	Tim Bright	USA	5.75
7,	Hermann Fehringer	AUT	5.60
8,	Thierry Vigneron	FRA	5.60

9, Bernhard Zintl GER 5.50; 10, Jean Galfione FRA 5.40; 11, Doug Wood CAN 5.40; 12, Galin Nikov BUL 5.30; Philippe Collet FRA NH

Series	5.40	5.50	5.55	5.60	5.65	5.70	5.75	5.80
Bubka	<u>5.85</u>	<u>5.90</u>	<u>5.95</u>	-	-	o	-	-
-	-	x	xo	-	-	-	-	-
Bagyula	o	xo	-	o	-	o	-	xo
xxo	o	xxx	-	-	-	-	-	-
Tarasov	-	o	-	-	-	o	-	o
o	xxx	-	-	-	-	-	-	-
Gataullin	-	-	-	-	-	xo	-	x
xxo	xx	x	-	-	-	-	-	-
Widén	o	o	-	o	-	xxo	o	xxx
Bright	-	xxo	-	-	xo	-	xxo	-
xxx								
Fehringer	o	-	-	o	-	xxx		
Vigneron	xo	-	-	o	-	xxx		

Bubka won his third consecutive world title, but like Greg Foster earlier in the same evening, gave his supporters some anxious moments before securing the treble. The Ukrainian needed pain-killing injections 90 minutes before the final, and these began to wear off as he entered successfully at 5.70. While Bubka received another injection, three men equalled his championship record of 5.85 – Gataullin, Tarasov and Bagyula.

The world record holder returned, limping, to try for 5.90. Gataullin was first to try and failed narrowly. Tarasov went under the bar while the ailing Bubka hit the bar on the way up. Bagyula went clear to overtake the Soviet trio. Tarasov failed twice more at 5.90, while Gataullin had one more attempt before saving his last try for 5.95. He failed, so finished fourth. Bubka decided to take both his remaining tries at 5.95. He missed the first of these. Bagyula, with three tries, also failed first time. Had Bubka failed his second and last try, he would have placed seventh. After waiting for the end of the women's 400m hurdles medal ceremony, he went over 5.95 to win. Bagyula could not respond, and concluded "It's not possible to beat Sergey at the moment."

Qualifying Round (5.60 or top 12 to final) (Aug 27)

Group A qualifiers: Widén, Bubka, Tarasov, Nikov, Vigneron, Bright & Galfione 5.50

Non-qualifiers: Mike Edwards GBR, Miroslaw Chmra POL & Simon Arkell AUS 5.40; Nikolay Nikolov BUL, Kim Chul-Kyun KOR & Sazan Fisheku ALB 5.30; Alberto Ruiz ESP 5.20; Petri Peltoniemi FIN NH

Group B qualifiers: Gataullin, Zintl, Bagyula, Collet, Wood & Fehringer 5.50

Non-qualifiers: Hidenyuki Takei JPN 5.45, Joe Dial USA, Jani Lehtonen FIN, Paul Gibbons NZL & Zdeněk Lubensky TOH 5.40; Kelly Riley USA, Javier Garcia ESP, Delko Lesev BUL 5.30; Edgar Diaz PUR & Martin Voss DEN 5.20

Stuttgart 1993

Final (Aug 19)

1, Sergey Bubka	UKR	6.00
2, Grigoriy Yegorov	KAZ	5.90
=3, Maksim Tarasov	RUS	5.80
Igor Trandekov	RUS	5.80
5, Scott Huffman	USA	5.80
6, Denis Petushinskiy	RUS	5.80
7, Valeri Bukrejev	EST	5.75
8, Jean Galfione	FRA	5.70

9, Vasily Bubka UKR 5.70; 10, István Bagyula HUN 5.70; 11, Peter Widén SWE 5.60; Mårten Ulvåbäck SWE NH; Daniel Marti ESP DNS. *Widén added to the final on the instruction of the IAAF Technical Delegates*

Series	5.50	5.60	5.70	5.75	5.80	5.85	5.90	5.95
Bubka	6.00	6.14	-	-	-	-	o	-
Yegorov	o	xxx	-	-	-	-	o	-
Tarasov	xxx	o	-	-	o	-	xxx	-
Trandekov	-	o	-	-	o	-	xx	x
Huffman	o	-	xo	-	o	xxx	-	-
Petushinskiy	-	o	xxx	-	xo	xxx	-	-
Bukrejev	-	o	-	xo	-	xxx	-	-
Galfione	-	o	-	xo	-	xxx	-	-

The soaring standard of world pole vaulting was evident when the qualifying standard was set at 5.75. Four men found vaults of 5.65 insufficient to progress to the final.

Bubka entered at his usual opening height of 5.70. He passed the next three heights, then joined three other men – all ex-Soviets – attempting 5.90. He cleared but so did Yegorov, therefore matching his own Asian record. Tarasov and Trandekov went out, tying for the bronze. The bar went up to 6.00 and Bubka brilliantly maintained his perfect record, becoming the first man to vault so high in an outdoor championship. It proved too much for Yegorov, meaning that Bubka had uniquely won a fourth world title.

The winner then went for a world record of 6.14, but was wrongly timed out after just two minutes on his first attempt. Ten minutes of deliberations between Bubka and the judges followed before the Ukrainian was allowed to go again. He failed three times but got near on his third attempt.

Qualifying Round (5.75 or top 12 to final) (Aug 17)

Group A qualifiers: Yegorov & Petushinskiy 5.75; S Bubka, Trandekov & Ulvåbäck 5.65

Non-qualifiers: Mike Holloway USA, Okkert Brits RSA & Andrea Pegoraro ITA 5.65; Dean Starkey USA, Jani Lehtonen FIN & Patrik Stenlund SWE 5.55; Javier Garcia ESP, Paul Benavides MEX, Aleksandr Zhukov MDA & Philippe D'Encausse FRA 5.45; Tim Lobinger GER & Gennadiy Sukharev BLR 5.35; Werner Holl GER & Toshiyuki Hashioka JPN 5.25; Doug Wood CAN & Raynald Mury SUI 5.15; Demingo Kapal BRU 4.45; Aleksandr Korchagin KAZ NH

Group B qualifiers: Galfione 5.75; Bagyula, V Bubka, Bukrejev, Huffman, Marti, Tarasov & Widén 5.65

Non-qualifiers: Igor Potapovich KAZ 5.65; Martin Amann GER & Danny Krasnov ISR 5.55; Gérald Baudouin FRA, Simon Arkell AUS, Heikki Vaaranieni FIN, Martin Voss DEN, Mike Edwards GBR 5.45; Delko Lesev BUL, Stavros Tsitouras GRE, Nuno Fernandes POR, Zdeněk Lubensky CZE 5.25; José Manuel Arcos ESP & Petri Peltoniemi FIN NH

Gothenburg 1995

Final (Aug 11)

1, Sergey Bubka	UKR	5.92
2, Maksim Tarasov	RUS	5.86
3, Jean Galfione	FRA	5.86
4, Okkert Brits	RSA	5.80
5, Radion Gataullin	RUS	5.70
6, Scott Huffman	USA	5.70
7, Igor Trandekov	RUS	5.70
8, Dean Starkey	USA	5.60

=9, Andrei Tiwontchik GER & Igor Potapovich KAZ 5.60; 11, Tim Lobinger GER 5.40; Valeri Bukrejev EST NH

Series	5.60	5.70	5.80	5.86	5.92	6.15
Bubka	-	xo	-	-	o	xxx
Tarasov	-	xo	-	o	xxx	-
Galfione	o	-	xo	xxo	xxx	-
Brits	xo	-	o	-	xxx	-
Gataullin	-	o	-	-	xxx	-
Huffman	o	xo	xxx	-	-	-
Trandekov	-	xxo	-	-	xxx	-
Starkey	o	xxx	-	-	-	-

A fifth world championships and a fifth world title for Sergey Bubka. This time, he needed only three jumps in the final. The first was a failure at 5.70, after which he adjusted the uprights by about 15cm. He cleared on his second attempt, and re-entered the contest at 5.92, which he made first time with plenty to spare. Three other men also attempted that height; all were unsuccessful though Brits was near. Bubka then went for 6.15 and was close on his third attempt.

"I kept the run-up the same for the first two attempts. That was a stupid mistake," explained Bubka. "I knew I was in really good condition and I expected a world record, but I didn't beat myself inside, so it's my fault."

Qualifying round (5.70 or top 12 to final) (Aug 9)

Group A qualifiers: Tarasov, Starkey, Bubka, Bukrejev, Potapovich & Lobinger 5.65; Galfione 5.55

Non-qualifiers: Heikki Vaaranieni FIN, István Bagyula HUN & Nick Buckfield GBR 5.55; Peter Widén SWE, Riaan Botha RSA & Simon Arkell AUS 5.40; Domitien Mestre BEL, Aleksandr Zhukov MDA, Christos Pallakis GRE 5.20; Paul Benavides MEX & José Manuel Arcos ESP NH; Ruhan Isim TUR DNS

Group B qualifiers: Gataullin & Trandekov 5.70; Huffman, Tiwontchik & Brits 5.65

Non-qualifiers: Trond Barthel NOR & Patrik Stenlund SWE 5.55; Dmitri Markov BLR, Nuno Fernandes POR, Fotis Stefani CYP, Kim Chul-Kyun KOR & Javier Garcia ESP 5.40; James Miller AUS, Martin Voss DEN, Aleksandr Korchagin KAZ & Jean-Michel Godard FRA 5.20; Konstantin Semyonov ISR, Bill Payne USA & Grigoriy Yegorov KAZ NH

Athens 1997

Final (Aug 10)

1, Sergey Bubka	UKR	6.01
2, Maksim Tarasov	RUS	5.96
3, Dean Starkey	USA	5.91
4, Tim Lobinger	GER	5.80
5, Nick Buckfield	GBR	5.70
6, Pat Manson	USA	5.70

7, Vadim Strogalyov	RUS	5.70
8, Yevgeniy Smiryagin	RUS	5.70

=9, Danny Krasnov ISR 5.50; Martin Eriksson SWE 5.50; 11, Trond Barthel NOR 5.50; Riaan Botha RSA & Jean Galfione FRA NH

Series	5.50	5.70	5.80	5.86	5.91	5.96	6.01	6.06
Bubka	<u>6.15</u>	-	xo	-	-	xo	-	o
	x--							
Tarasov	-	xo	-	o	xxo	o	x	xx
Starkey	xo	o	o	xxo	xxo	x	xx	
Lobinger	o	o	o	xxx				
Buckfield	o	o	xxx					
Manson	xo	o	xxx					
Strogalyov	o	xxo	xxx					
Smiryagin	xo	xxo	xxx					

Without question, Bubka was the brightest star of the 1997 championships. Here was a man who, at 33, and struggling to regain fitness after an Achilles tendon operation in December 1996, could have been excused had he come up short on this occasion. But no, instead he sailed over the greatest height ever cleared in a major international championship to become world champion for the sixth time over a 14-year span, a sequence that will probably never be matched in any event.

The 5.70 he cleared in the qualifying competition was his best for the season, and after making that height at the second try in the final he coolly passed 5.80 and 5.86. With the bar at 5.91 and with Tarasov and Starkey still in contention, Bubka had to clear – or finish an ignominious seventh. At the second attempt he cleared to take the lead, followed by Tarasov (2nd attempt) and Starkey (3rd attempt). Tarasov then cleared 5.96 first time, Starkey had one failure and Bubka passed! The bar went up to 6.01: Starkey and Tarasov failed their first attempts ... Bubka, with a frighteningly intense look in his eyes, determination personified, cleared with plenty to spare. It was all over although Starkey did have one more try at 6.01, and Tarasov reserved his two remaining attempts for 6.06.

It was an astonishing performance under any circumstances, but from a man who because of continuing Achilles tendon problems, had only started jogging in April and had completed only three pole vault training sessions that year, it was practically miraculous. "My participation was a big risk because pain in my Achilles tendon is still with me," said Bubka. "It was not my best title, but it was the most difficult."

Qualifying Round (5.75 or top 12 to final) (Aug 8)

Group A qualifiers: Lobinger, Tarasov, Buckfield, Bubka, Barthel, Manson & Krasnov 5.70

Non-qualifiers: Juan Concepción ESP, Andrei Tivontchik GER, Alain Andji FRA 5.60; Peter Widén SWE, Ilian Efremov BUL, Vesa Rantanen FIN, Andrea Giannini ITA & Edgar Diaz PUR 5.45; Ruhan Isim TUR 5.30; Aleksandr Korchagin KAZ, Okkert Brits RSA, Montxu Miranda ESP & Lawrence Johnson USA NH

Group B qualifiers: Eriksson, Smiryagin, Galfione, Strogalyov, Botha & Starkey 5.70

Non-qualifiers: Igor Potapovich KAZ, Khalid Lachheb FRA, Michael Stolle GER & Fabio Pizzolato ITA 5.60; Paul Gibbons NZL 5.45; Laurens Loojze NED & Vyacheslav Shuteyev UKR 5.30; Heikki Vääräniemi FIN, Javier Garcia ESP, Jurij Rovani SLO, Martin Voss DEN & Stavros Tsitouras GRE NH

Seville 1999

Final (Aug 26)

1, Maksim Tarasov	RUS	6.02
2, Dmitri Markov	AUS	5.90
3, Alex Averbukh	ISR	5.80
=4, Danny Ecker	GER	5.70
Nick Hysong	USA	5.70
6, Tim Lobinger	GER	5.70
=7, Michael Stolle	GER	5.70
Igor Potapovich	KAZ	5.70

9, Danny Krasnov ISR 5.50; 10, Okkert Brits RSA 5.50; Romain Mesnil FRA & Jean Galfione FRA NH; Montxu Miranda ESP DNS

Series	5.50	5.70	5.80	5.90	5.96	6.02	6.07
Tarasov	-	o	-	o	xxo	o	
Markov	-	o	-	o	-	x	xx
Averbukh	-	xo	xo	xxx			

	5.50	5.70	5.80	5.90	5.96	6.02	6.07
Ecker	o	o	xxx				
Hysong	o	o	xxx				
Lobinger	o	xo	xxx				
Stolle	o	xxo	-	xxx			
Potapovich	-	xxo	-	x	xx		

For the first time the world pole vault champion would be someone other than Sergey Bubka, out with an Achilles tendon injury. His heir apparent had long been Tarasov, the 1992 Olympic Champion and a medalist behind Bubka at the last four World Championships, and he grasped the opportunity. The Russian cleared 5.70 and 5.90 first time, 5.96 at the third and 6.02 – adding a centimetre to Bubka's championship record – at the first try. He had to wait until Markov, who passed 5.96, used up his trials at 6.02 (one) and 6.07 (two) before victory was confirmed. "I hope that now, when people talk about pole vault, they will not talk only about Bubka, but also a bit about me," he said. As bigger names floundered, Siberian-born Averbukh (an 8084 decathlete in 1997) surprisingly took bronze for Israel's first ever medal as he was the only man to clear 5.80. Thus, the first three places all went to ex-Soviet athletes.

Qualifying round (5.75 or top 12 to final) (Aug 24)

Group A qualifiers: Markov, Ecker, Tarasov, Hysong, Mesnil & Lobinger 5.70; Miranda & Brits 5.65

Non-qualifiers: Pat Manson USA, Martin Eriksson SWE, Heikki Vääräniemi FIN & Petr Spacok CZE 5.55; Martin Kysela CZE, Thibaut Duval BEL & Maurilio Mariani ITA 5.40; Fumiaki Kobayashi JPN NH

Group B qualifiers: Stolle, Potapovich & Galfione 5.70; Averbukh & Krasnov 5.65
Non-qualifiers: Jeff Hartwig USA, José Manuel Arcos ESP, Dominic Johnson LCA, Vadim Strogalyov RUS & Jussi Auto Fin 5.55; Martin Voss DEN, Javier Garcia ESP, Kevin Hughes GBR, Štěpán Janáček CZE & Patrik Kristiansson SWE 5.40; Trond Barthel NOR NH

Edmonton 2001

Final (Aug 9)

1, Dmitri Markov	AUS	6.05
2, Alex Averbukh	ISR	5.85
3, Nick Hysong	USA	5.85
4, Michael Stolle	GER	5.85
5, Romain Mesnil	FRA	5.85
=6, Richard Spiegelburg	GER	5.75
Christian Tamminga	NED	5.75
8, Adam Kolasa	POL	5.75

9, Tim Mack USA 5.75; 10, Viktor Chistyakov AUS 5.75; 11, Danny Ecker GER 5.65; 12, Martin Eriksson SWE 5.50; Rens Blom NED NH

Series	5.50	5.65	5.75	5.85	5.90	5.95	6.05	6.10
Markov	-	-	xxo	-	o	o	xo	xxx
Averbukh	-	xo	o	o	x	xx		
Hysong	-	o	o	xo	xxx			
Stolle	xxo	o	o	xo	xxx			
Mesnil	-	xxo	o	xxx	xxx			
Spiegelburg	o	o	o	xxx				
Tamminga	o	o	o	xxx				
Kolasa	xo	o	o	xxx				

A record 10 men cleared 5.75 in the final. At 5.85, four were successful, excluding Seville silver medalist Markov who was nursing a stubbed toe. He saved himself for 5.90, and had he failed the Belarus-born Australian would have finished just 10th. He cleared first time, while Hysong, Stolle and Mesnil were eliminated. Only Averbukh was left to challenge Markov after saving his last two attempts for 5.95. Markov was over the first time while Averbukh went out. Then the 26 year-old produced arguably the finest performance of the Edmonton Championships by going over 6.05 on his second attempt. This was not only a meeting record, but also the highest ever mark at any major championship. After his win, Markov gave three bottles of champagne to the doctors who had treated his injured toe for 13 hours prior to the final.

Qualifying round (5.75 or top 12 to final) (Aug 7)

Group A qualifiers: Tamminga, Mack, Chistyakov, Spiegelburg, Stolle, Mesnil, Averbukh, Kolasa & Eriksson 5.70

Non-qualifiers: Dominic Johnson LCA 5.60; Vasily Gorshkov RUS 5.50; Manabu Yokoyama JPN NH

Group B qualifiers: Markov, Hysong, Ecker & Blom 5.70

Non-qualifiers: Patrik Kristiansson SWE, Piotr Buciariski DEN, Montxu Miranda ESP & Russ Buller USA 5.60; Štěpán Janáček CZE & Vesa Rantanen FIN 5.50; Rob Pike CAN & Nick Buckfield GBR 5.30; Giuseppe Gibilisco ITA NH

Paris 2003

Final (Aug 28)

1,	Giuseppe Gibilisco	ITA	5.90
2,	Okkert Brits	RSA	5.85
3,	Patrik Kristiansson	SWE	5.85
4,	Dmitri Markov	AUS	5.85
5,	Tim Lobinger	GER	5.80
=6,	Denys Yurchenko	UKR	5.70
	Tim Mack	USA	5.70
	Derek Miles	USA	5.70

=9, Adam Kolasa POL & Vadim Strogalyov RUS 5.70; 11, Viktor Chistiakov AUS 5.60

Series	5.50	5.60	5.70	5.75	5.80	5.85	5.90	5.95
Gibilisco	-	o	-	xx	o	o	o	-
Brits	-	xo	-	xo	-	xo	x	xx
Kristiansson	-	xo	-	o	-	xxo	xxx	
Markov	-	xo	-	xo	-	xxo	xx	x
Lobinger	-	o	o	xo	o	xxx		
Yurchenko	xo	-	o	-	xx	x		
Mack	xo	o	o	xxx				
Miles	xo	o	o	xxx				

Few would have predicted Gibilisco for victory before Paris, though they might have done so if they had realised that the Italian's coach was Vitaliy Petrov, the Ukrainian who was once coach to Sergey Bubka. It was Petrov who advised Gibilisco to pass in the final after two failures at 5.75. He came back with a new pole to clear 5.80 and was one of five men to then try 5.85.

The Italian was first to go of those five and went into the lead by clearing on his first attempt. Brits made it on his second, Kristiansson and defending champion Markov on their third. Lobinger, who was the leader before 5.85, went out. At 5.90 Gibilisco again succeeded with his first try and added 5cm to his new Italian record. The others were left to try 5.90 and/or 5.95, but all in vain.

Qualifying round (5.75 or top 12 to final) (Aug 26)

Group A qualifiers: Markov, Miles, Yurchenko & Mack 5.70; Kolasa 5.60

Non-qualifiers: Lars Börgeling GER, Rens Blom NED, Ilian Efremov BUL & Pavel Gerasimov RUS 5.60; Adam Ptáček CZE & Nick Buckfield GBR 5.50; Thibaut Duval BEL 5.35; Alexandre Barbaud FRA, Pierre Charles Peuf FRA & Fumiaki Kobayashi JPN 5.20; Alex Averbukh ISR NH

Group B qualifiers: Gibilisco, Chistiakov, Lobinger, Brits & Kristiansson 5.70; Sawano 5.60

Non-qualifiers: Vadim Strogalyov RUS & Spas Bukhalov BUL 5.60; Jeff Hartwig USA & Matti Mononen FIN 5.50; Piotr Buciariski DEN, Christian Tamminga NED & Dominic Johnson LCA 5.35; Štěpán Janáček CZE 5.20; Romain Mesnil FRA & Richard Spiegelburg GER NH

Helsinki 2005

Final (Aug 11)

1,	Rens Blom	NED	5.80
2,	Brad Walker	USA	5.75
3,	Pavel Gerasimov	RUS	5.65
4,	Igor Pavlov	RUS	5.65
=5,	Tim Lobinger	GER	5.50
	Giuseppe Gibilisco	ITA	5.50
	Nick Hysong	USA	5.50
8,	Daichi Sawano	JPN	5.50

9, Patrik Kristiansson SWE 5.50; 10, Kevin Rans BEL 5.35; Dmitri Markov AUS & Danny Ecker GER NH

Series	5.35	5.50	5.65	5.75	5.80	5.85
Blom	-	xxo	xo	xo	o	x--
Walker	-	xxo	xo	xo	x	xx
Gerasimov	-	o	xo	xxx		
Pavlov	-	o	xxo	xxx		
Gibilisco	-	o	xxx			
Hysong	-	o	xxx			
Lobinger	-	o	xxx			
Sawano	xo	o	xxx			

The qualifying round featured a long delay after Matti Mononen demolished one of the uprights after failing at 5.45. In that time weather conditions grew worse and after an infield debate including athletes, officials and IAAF Council member Sergey Bubka it was agreed to reduce the qualifying height from 5.75 to 5.60. Ultimately, vaults of 5.45 were sufficient for progression.

The weather was 10° colder for the final. The average lifetime best for the finalists was 5.90, but 5.65 proved too difficult for all but four of the jumpers. The height of 5.75 was too much for European Indoor champion Pavlov and his team-mate Gerasimov, but US favourite Walker and rank outsider Blom cleared on their second attempts. Walker failed once at 5.80 and then, when Blom cleared first time, twice more at 5.85. Blom later said "when I woke up this morning and saw what the weather was like I thought I had a good chance of doing well." He became the first Dutchman ever to win a World or Olympic title.

Qualifying round (5.60 – reduced from 5.75 after a long delay due to equipment damage – or top 12 to final) (Aug 9)

Group A qualifiers: Hysong; Pavlov; Markov; Lobinger; Kristiansson 5.60; Rans & Sawano 5.45

Non-qualifiers: Jean Galfione FRA 5.45; Piotr Buciariski DEN 5.30; Liu Feiliang CHN, Vladyslav Revenko UKR, Toby Stevenson USA & Leonid Andreyev UZB NH

Group B qualifiers: Gerasimov 5.60; Ecker, Gibilisco, Blom, Walker 5.45

Non-qualifiers: Daniel Dossevi FRA, Konstadinos Filippidis GRE, Giovanni Lanaro MEX, Steve Hooker AUS & Denys Yurchenko UKR 5.45; Matti Mononen FIN & Jure Ročan SLO 5.30; Lars Börgeling GER & Kim Yoo-Suk KOR NH

Osaka 2007

Final (Sep 1)

1,	Brad Walker	USA	5.86
2,	Romain Mesnil	FRA	5.86
3,	Danny Ecker	GER	5.81
4,	Igor Pavlov	RUS	5.81
5,	Björn Otto	GER	5.81
6,	Yevgeniy Lukyanenko	RUS	5.81
7,	Aleksandr Averbukh	ISR	5.81
8,	Tim Lobinger	GER	5.81

9, Steven Hooker AUS 5.76; 10, Fábio Gomes da Silva BRA 5.76; 11, Maksym Mazuryk UKR 5.76; 12, Denys Yurchenko UKR 5.66

Series	5.51	5.66	5.76	5.81	5.86	5.91
Walker	o	o	x	o	o	xxx
Mesnil	-	xo	o	xo	xo	xxx
Ecker	o	o	o	o	x	xx
Pavlov	xo	o	x	o	xxx	
Otto	o	o	o	xo		xxx
Lukyanenko	xo	o	o	xo	xxx	
Averbukh	o	xo	o	xxo		xxx
Lobinger	o	o	xo	xxo	xxx	

The final started at 5.51, and only one was eliminated as the athletes attempted 5.81. Ecker, Walker, Pavlov and Mesnil all cleared first time, though only the German had a faultless record at that point. The bar was subsequently raised to 5.86 and then 5.91, but only Walker (first time) and Mesnil (second attempt) were able to clear the former height. For the USA, who had provided the first 16 winners of the quadrennial Olympics, this was the first World Championship win in 11 attempts. Lobinger placed eighth with 5.81, better than the winning height in 2005.

In the qualifying round, 10 men cleared 5.70, and two men who made 5.65 first time (da Silva & Averbukh) qualified, while two men who cleared on their second attempt (Liu & Bukhalov) were eliminated, and had to be content with equalling the highest ever non-qualifying mark.

Qualifying round (5.75 or top 12 to final) (Aug 30)

Group A qualifiers: Ecker, Hooker, Pavlov, Lukyanenko, Walker, Mesnil, Mazuryk 5.70; da Silva 5.65

Non-qualifiers: Liu Feiliang CHN & Spas Bukhalov BUL 5.65; Alhaji Jeng SWE & Germán Chiaraviglio ARG 5.55; Andrej Poljanec SLO & Kevin Rans BEL 5.40; Robbie Pratt MEX NH

Group B qualifiers: Yurchenko, Lobinger & Otto 5.70; Averbukh 5.65

Non-qualifiers: Jeff Hartwig USA, Jacob Pauli USA, Michal Balner CZE & Jérôme Clavier FRA 5.55; Paul Burgess AUS, Aleksandr Korchmid UKR & Daniel Dossévi FRA 5.40; Giovanni Lanaro MEX, Pavel Prokopenko RUS, Steven Lewis GBR, Leonid Andreev UZB & Daichi Sawano JPN NH

Berlin 2009

Final (Aug 22)

1,	Steven Hooker	AUS	5.90
2,	Romain Mesnil	FRA	5.85
3,	Renaud Lavillenie	FRA	5.80
4,	Maksym Mazuryk	UKR	5.75
5,	Aleksandr Gripich	RUS	5.75
6,	Daniel Dossévi	FRA	5.75
=7,	Steven Lewis	GBR	5.65
	Alexander Straub	GER	5.65
	Giuseppe Gibilisco	ITA	5.65

=10, Daichi Sawano JPN & Viktor Chistiakov RUS 5.50; 12, Alhaji Jeng SWE 5.50; 13, Malte Mohr GER 5.50; Derek Miles USA NH; Kevin Rans BEL DQ (r40.8) (5.50)

Series	5.50	5.65	5.75	5.80	5.85	5.90	5.95
Hooker	-	-	-	-	x	o	-
Mesnil	o	o	x	o	o	x	xx
Lavillenie	o	o	xxo	o	x	x	x
Mazuryk	o	xo	o	x	xx		
Gripich	o	xxo	o	xxx			
Dossévi	o	o	xo	xxx			
Lewis	xo	xo	xxx				
Straub	xo	xo	xxx				
Gibilisco	xo	xo	xx	x			

A second Australian (after Markov in 2001) defied a painful injury become World Pole Vault Champion.

Reigning champion Walker scratched because of a hip injury, and Olympic Champion Hooker was suffering from injuries to his knee and thigh. A pain-killing injection enabled the Australian to take one jump in the qualifying round, after which he rose slowly from the landing bed clearly in great pain. Eleven athletes including Hooker cleared 5.65, and four first-time clearers at 5.55 also advanced.

Nine men cleared 5.65 in the final. At 5.75 only Mazuryk and Gripich cleared first time. Dossévi got over 5.75 second time, and Lavillenie, who had cleared 6.01 in the European Cup in June, made the height on his third jump.

Mesnil – who passed to 5.80 after a failure at 5.75 – then cleared 5.80 on his first try to move into the lead ahead of Lavillenie, who also cleared first time. The gold and silver seemed set, but Hooker then appeared. After one failure at 5.85, the Aussie moved to 5.90 because Mesnil had cleared 5.85 on his first try. Remarkably Hooker got over 5.90 to win, because both he and the Frenchman failed at 5.95. He had won the world title with just two jumps, whereas his Olympic gold of 2008 had been earned after 10 such efforts in the final.

“Today was the hardest day of my life,” concluded Hooker, who admitted it had been a risk to come in at 5.85 but felt grateful for the 56 hours of rest he’d had since the qualifying round.

Qualifying round (5.75 or top 12 to final) (Aug 20)

Group A qualifiers: Hooker, Mesnil, Mazuryk, Dossévi, Gibilisco, Mohr, Gripich & Miles 5.55

Non-qualifiers: Jeremy Scott USA, Konstadinos Filippidis GRE, Kim Yoo-Suk KOR, Igor Pavlov RUS 5.55; Spas Bukhalov BUL, Jan Kudlička CZE, Luke Cutts GBR & Yevgeniy Oikhovskiy ISR 5.40; Takafumi Suzuki JPN 5.25; Jesper Fritz SWE NH

Group B qualifiers: Lavillenie, Strau, Lewis, Jeng, Sawano & Chistiakov 5.55; Rans DQ (r40.8) (5.55)

Non-qualifiers: Björn Otto GER & Leonid Andreev UZB 5.55; Emelil Salomäki FIN, Lukasz Michalski POL, Toby Stevenson USA & Jure Rovan SLO 5.40; Denys Fedas UKR 5.25; Fábio Gomes da Silva BRA & Aleksandr Korchmyd UKR NH

3,	Renaud Lavillenie	FRA	5.85
4,	Lukasz Michalski	POL	5.85
5,	Malte Mohr	GER	5.85
6,	Konstadinos Filippidis	GRE	5.75
7,	Mateusz Didenkow	POL	5.75
8,	Fábio da Silva	BRA	5.65

=9, Jan Kudlička CZE, Steven Lewis GBR & Jeremy Scott USA 5.65; 12, Dmitry Starodubtsev RUS 5.65; 13, Derek Miles USA 5.65; 14, Daichi Sawano JPN 5.65; Igor Bychkov ESP & Romain Mesnil FRA NH

Series	5.50	5.65	5.75	5.85	5.90	5.95
Wojciechowski	o	o	o	x	xo	xxx
Borges	o	o	xxo	o	xxo	xxx
Lavillenie	o	-	o	o	xxx	
Michalski	o	o	xo	o	xxx	
Mohr	o	xo	o	xxo	xxx	
Filippidis	o	xo	xo	xxx		
Didenkow	xo	xo	xxo	xxx		
da Silva	xo	o	xxx			

European Champion Lavillenie was favourite, even before reigning champion Hooker failed to make the final. The Frenchman was faultless until 5.90. At that point his 5.85 first-time clearance gave him the lead over Michalski, Borges and Mohr. Still left in was the new World Military and European under-23 Champion Wojciechowski, who had cleared 5.75 then passed 5.85 after one failure. He was then the first to clear 5.90 with his second jump at that height. As big a surprise as the Pole was Borges, who, at his final attempt at 5.90, soared over the bar. Lavillenie then missed narrowly, therefore winning bronze as he had in Berlin. Neither Wojciechowski nor Borges was able to clear, leaving the Pole as the gold medallist. Five men over 5.85 equalled the previous championship number at that height from 2001.

Qualifying round (5.70 or top 12 to final) (Aug 27)

Group A qualifiers: Mesnil, Filippidis, Starodubtsev, da Silva, Mohr & Didenkow 5.65; Sawano & Wojciechowski 5.50

Non-qualifiers: Alhaji Jeng SWE & Raphael Holzdeppe GER 5.50; Mark Hollis USA & Jere Bergius FIN 5.35; Steve Hooker AUS & Edi Maia POR NH

Group B qualifiers: Borges & Lavillenie 5.65; Scott, Michalski & Miles 5.60; Kudlička, Lewis & Bychkov 5.50

Non-qualifiers: Jérôme Clavier FRA, Yevgeniy Lukyanenko RUS & Giovanni Lanaro MEX 5.50; Denys Yurchenko UKR & Karsten Dilla GER 5.35; Kim Yoo-Suk KOR 5.20

Moscow 2013

Final (Aug 12)

1,	Raphael Holzdeppe	GER	5.89
2,	Renaud Lavillenie	FRA	5.89
3,	Björn Otto	GER	5.82
4,	Brad Walker	USA	5.82
5,	Malte Mohr	GER	5.82
6,	Seito Yamamoto	JPN	5.75
7,	Jan Kudlička	CZE	5.75
8,	Sergey Kucheryanu	RUS	5.65

9, Alhaji Jeng SWE 5.65; 10, Konstadinos Filippidis GRE 5.65; 11, Augusto Dutra BRA 5.65; 12, Xue Changrui CHN 5.50; Valentin Lavillenie FRA NH

Series	5.50	5.65	5.75	5.82	5.89	5.96
Holzdeppe	-	o	-	o	o	xxx
Lavillenie	-	xo	-	xo	xxo	xxx
Otto	o	o	xo	o	xxx	
Walker	-	xo	xo	o	xxx	
Mohr	o	o	xo	xxo	xxx	
Yamamoto	o	xxo	xxo	xxx		
Kudlička	xxo	xo	xxo	xxx		
Kucheryanu	o	o	xxx			

Lavillenie, the Olympic and European Champion, was clear favourite to win having produced the top six jumps of the season leading into Moscow. An omen came when his younger brother Valentin was the only jumper to fail the opening height in the final. Lavillenie the elder

Daegu 2011

Final (Aug 29)

1,	Paweł Wojciechowski	POL	5.90
2,	Lázaro Borges	CUB	5.90

was never able to clear a height himself at the first attempt, and suffered accordingly. At 5.82, Holdzeppe, with great gymnastic ability and technical excellence, had a first time clearance. He was followed by Walker, who grazed the bar with his stomach, and Otto, looking as good as Holdzeppe. For Walker it was his best championship effort since winning in Osaka 2007.

Lavillenie then produced the highest jump of the day with his 5.82. Not technically as good as Holdzeppe, but an outlandish piece of jumping that would have been successful at six metres. Mohr became the third German to clear 5.82 with his final effort. At 5.89, Holdzeppe continued his clean card with a first-time clearance, and Lavillenie again was untidy and needed three attempts. Neither man could clear 5.96, so the gold went to Germany, not France.

Afterwards there were complaints about the shortness of the run up which was across the fan at the finishing end of the stadium. Otto started his vault from the track and was seen having to move the women's 400m finalists out of his way after they had finished their race.

Qualifying round (5.70 or top 12 to final) (Aug 10)

Group A qualifiers: Kudlicka 5.65; Mohr, Filipidits, Yamamoto, Jeng, Holdzeppe, V Lavillenie, Xue & Kucheryanu 5.55

Non-qualifiers: Daichi Sawano JPN, Jere Bergius FIN, Oleksandr Korchnid UKR, Thiago Braz BRA, Edi Maia POR, Jack Whitt USA, Shawn Barber CAN & Claudio Michel Stecchi ITA 5.40; Rasmus Jorgensen DEN 5.25 & Mareks Arents LAT 5.25; Zhang Wei CHN NH

Group B qualifiers: R Lavillenie, Walker, Dutra & Otto 5.55

Non-qualifiers: Nikita Filippov KAZ, Ivan Yeryomin UKR, Jeremy Scott USA, Vladyslav Revenko UKR, Lázaro Borges CUB, Hiroki Ogita JPN, Aleksandr Gripchik 5.40; Jin Min-Sup KOR, João Gabriel Sousa BRA & Yang Yansheng CHN 5.25; Igor Bychkov ESP, Michal Balner CZE, Ivan Horvat CRO, Giuseppe Gibilisco ITA, Steven Lewis GBR & Robert Sobera POL NH

POLE VAULT

Multiple Medalists:

6	Sergey Bubka	URS/UKR	83-1, 87-1, 91-1, 93-1, 95-1, 97-1
5	Maksim Tarasov	URS/RUS	91-3, 93-3, 95-2, 97-2, 99-1
3	Renaud Lavillenie	FRA	09-3, 11-3, 13-2
2	Aleksandr Averbukh	ISR	99-3, 01-2
	Dmitri Markov	AUS	99-2, 01-1
	Brad Walker	USA	05-2, 07-1
	Romain Mesnil	FRA	07-2, 09-2

Most Finals:

6	Bubka	GER	95-11, 97-4, 99-6, 03-5, 05-5, 07-8
	Tim Lobinger		

Most Appearances:

	Lobinger		93-3Q, 95-11, 97-4, 99-6, 03-5, 05-5, 07-8
--	----------	--	--

National Placings:

	1	2	3	4	5	6	7	8	Points
RUS	1	2	1+2=	2	2	2	2	2	69
GER	1	-	2	2+1=	4+1=	1+1=	2=	1	62.5
USA	1	-	2	1+1=	1+2=	3+2=	-	1	61
FRA	-	4	3	-	1	2	-	2+1=	58.5
URS	3	1	2	1	-	-	-	-	48
UKR	3	-	-	1	-	1=	-	-	31
AUS	2	1	-	1	-	-	-	-	28
POL	1	-	-	3	-	-	-	1	26.5
ISR	-	1	1	-	-	-	1	-	15
BUL	-	-	1	-	1=	-	1	1	12.5
ITA	1	-	-	-	1=	-	1=	-	12
RSA	-	-	1	-	1	-	-	-	12
SWE	-	-	1	-	1	-	1	-	12
NED	1	-	-	-	-	1=	-	-	10.5
KAZ	-	1	-	-	-	-	1=	-	8.5
CUB	-	1	-	-	-	-	-	-	7
HUN	-	1	-	-	-	-	-	-	7
GBR	-	-	-	-	1	-	1=	-	5
BRA	-	-	-	-	1	-	-	1	5
JPN	-	-	-	-	-	1	-	1	4
GRE	-	-	-	-	-	1	-	-	3
AUT	-	-	-	-	-	-	1	-	2
CZE	-	-	-	-	-	-	-	1	2
EST	-	-	-	-	-	-	-	1	2
Totals	14	14	13+2=	12+2=	11+5=	10+5=	9+5=	10+2=	504

Long Jump

Helsinki 1983

Final (Aug 10)

1,	Carl Lewis	USA	8.55	(1.2)
2,	Jason Grimes	USA	8.29	(0.6)
3,	Mike Conley	USA	8.12	(1.1)
4,	László Szalma	HUN	8.12	(1.5)
5,	Nenad Stekić	YUG	8.09	(1.1)
6,	Gary Honey	AUS	8.06	(1.4)
7,	Antonio Corgos	ESP	8.06	(0.3)
8,	Yusuf Alli	NGR	7.89	(0.6)
9, Gheorghe Cojocaru ROU 7.88w (2.6) & 7.70 (0.5); 10, Jan Leitner TCH 7.84w (2.3) & 7.80 (0.6); 11, Oganeg Stepanyan URS 7.74 (-0.4); 12, Atanas Atanasov BUL 7.69w (2.1) & 7.54 (1.5); 13, Lee Mu-Tsai TPE 7.57 (0.2)				

Series	1	2	3	4	5	6
Lewis	8.55	-	8.42	-	-	-
Grimes	8.29	x	8.23	8.29	x	8.17
Conley	x	8.06	x	8.12	8.12	x
Szalma	x	7.93	x	8.09	8.08	8.12
Stekić	7.80w	5.54w	7.94	5.99	7.76	8.09
Honey	7.86w	7.93	8.06	x	7.94	7.96
Corgos	7.94w	7.79	7.92	7.91	8.06	x
Alli	7.89	x	7.89	7.85	7.89	7.74

Lewis, winner of the 100m gold, was required to contest two more titles two days later. Minutes after anchoring the United States to victory in their sprint relay heat, he made a delayed start to the long jump final. Hitting the board well he soared out to 8.55, comfortably further than the 8.29 opener of Grimes. Lewis turned to the stand and raised his arms high in salute to the crowd. After missing the second round, Lewis produced 8.42 before passing the rest of his series to concentrate on the relay final where he anchored his team to a new world record time.

Grimes, meanwhile, compiled an excellent series despite never threatening Lewis. A close battle for the bronze was won by Conley – fourth in the triple jump – in the fifth round. For the second time in Helsinki, Lewis had led a United States sweep of the medals.

There was great excitement after Lewis's first jump when one TV commentator saw the bib number of Lewis – 892 – flash onto the screen and announced this as a new world long jump record.

Qualifying round (7.90 or top 12 to final) (Aug 9)

Group A qualifiers: Grimes 8.29w (2.6); Honey 8.12 (1.5); Corgos 8.05 (1.3); Stepanyan 8.01 (0.8); Atanasov 7.96 (1.8); Conley 7.90 (0.2); Stekić 7.88 (1.5); Lee 7.88w (2.7) & 7.44 (0.8)

Non-qualifiers: Lester Benjamin ANT 7.81 (1.6); Stephen Walsh NZL 7.75w (2.3); Gyula Palóczy HUN 7.70w (2.4) & 7.42 (0.3); Giovanni Evangelisti ITA 7.70w (2.4); Chan Ka-Chiu HKG 7.31 (0.9); Blanday Bodjana TOG 7.15 (1.9); Stephen Hanna BAH, Ian James CAN & Vlastimil Mařinec TCH DNS

Group B qualifiers: Lewis 8.37 (-1.3); Alli 8.11 (0.8); Szalma 7.97w (2.2); Cojocaru 7.92 (1.1); Leitner 7.90w (3.6)

Non-qualifiers: Sergey Rodin URS 8.87 (1.1); Liu Yuhuang CHN 7.77w (2.2); Joey Wells BAH 7.69w (2.5) & 6.44 (0.6); René Gloor SUI 7.68 (0.5); Jarmo Kärnä FIN 7.56 (1.7); Marco Piochi ITA 7.52 (1.8); Björn Johansson SWE 7.51 (0.6); Wilfredo Almonte DOM 7.38 (0.6); Adnan Abu Laoui JOR 7.12w (3.5) & 7.12 (0.6); Mohamed Abusaleem Bishty LBA 6.76 (-1.3); Shaiki Al Marhubi OMA 6.20 (1.8); Atanas Chochev BUL NM

Rome 1987

Final (Sep 5)

1,	Carl Lewis	USA	8.67	(0.4)
2,	Robert Emmiyan	URS	8.53	(-0.2)
3,	Larry Myricks	USA	8.33	(-0.9)
4,	Giovanni Evangelisti	ITA	8.19	(0.3)
5,	Jens-Uwe Hirschberg	GDR	8.16	(-0.6)
6,	Jaime Jefferson	CUB	8.14	(0.2)
7,	Vladimir Amidzhinov	BUL	8.11	(-0.3)
8,	Mike Conley	USA	8.10	(0.5)
9, Sergey Layevskiy URS 8.08 (-0.5); 10, Heiko Reski FRG 8.03 (0.4); 11, Yusuf Alli NGR 8.00 (-1.9); 12, Junichi Usui JPN 8.00 (2.0); 13, Vladimir Bobylyov URS 7.90w (2.6) & 7.78 (0.7); 14, Jarmo Kärnä FIN 7.83 (0.5); 15, Norbert Brige FRA 7.82 (-0.4); 16, Paul Emordi NGR 7.80 (-0.1); 17, Ivo Kisek TCH 7.72 (-1.1)				

Series	1	2	3	4	5	6
Lewis	8.67	8.65	8.67	8.43	x	8.60
Emmijan	8.30	x	x	8.53	x	x
Myricks	x	8.04w	8.23	8.13	8.33	8.20
Evangelisti	x	8.09	8.19	7.59	x	"8.38" – see report
Hirschberg	8.16	8.04	7.97	7.85	x	7.95
Jefferson	7.78	7.85	8.09	8.04	7.84	8.14
Amidzhinov	8.11	7.80	8.05	7.86	7.99	8.01
Conley	x	8.10	x	x	x	x

An expectant crowd hoped to see Lewis threaten Bob Beamon's world record of 8.90. The American, weakened by an upset stomach, did not get the record but retained his title with a brilliant series: 8.67, 8.65, 8.67, 8.43, foul, 8.60. The silver went to Emmijan, who closed on Lewis with 8.53 in the fourth round but had four other fouls.

According to the IAF Scientific Report of the championship, Lewis actually cleared 8.84 on his first jump. This distance includes two centimetres "lost" on the take-off board and another 15 in the sand. His other "effective" distances were 8.86, 8.67, 8.64 and 8.76.

There was a keen battle for the bronze behind Lewis and Emmijan. Evangelisti, jumping first in each round, moved into third place with 8.19 in round three. Two jumps later, Myricks overtook the Italian with 8.23. He improved to 8.33 in the fifth and looked set for a medal. Evangelisti responded with a good effort on his last try, and the crowd were delighted when 8.38 flashed on the scoreboard. However, those watching the contest closely felt that the Italian had not landed that far into the pit. There were allegations that the officials had produced a false measurement and the Italian Athletics Federation (FIDAL) requested that the three IAAF Technical Delegates to the championships should investigate. They reported to the IAAF Council meeting in December 1987 that "this competition was correctly conducted and the final result was not to be changed."

However, computer analysis – largely performed by the Italian media – appeared to show that Evangelisti's final leap was no better than 8.15. The Italian Olympic Committee investigated the affair and in March 1988 concluded that FIDAL officials had conspired to falsify the measurement of Evangelisti's jump in order to ensure a medal for Italy. It was reported that film taken during the women's shot ceremony appeared to show an official in the background placing a marker in the sand and measuring a distance *before* the final jump of Evangelisti.

The next IAAF Council Meeting – at London in April 1988 – noted: "It had become clear that serious doubts had arisen concerning the sixth jump of Giovanni Evangelisti (ITA). As a result, and exceptionally, the Council has decided unanimously:– 1) Notwithstanding the present IAAF Rules, to ignore the sixth jump of Evangelisti and to adjust the result accordingly; 2) To examine the IAAF Rules regarding protests." Myricks was duly awarded a bronze medal.

Qualifying round (7.95 or top 12 to final) (Sep 4)

Group A qualifiers: Emmijan 8.19 (0.8); Emordi 8.14 (1.8); Bobylyov 8.08 (0.3); Kárná 8.06 (1.8); Usui 8.02 (1.4); Jefferson 8.00 (1.1); Conley 7.99 (-0.4); Brige 7.96 (-0.3)

Non-qualifiers: Frans Maas NED 7.78 (0.7); Róbert Széll TCH 7.59 (-0.3); Dietmar Haaf FRG 7.51 (0.7); Ray Quinones PUR 7.41 (-0.2); Jeffrey Neptune BIZ 7.11w (2.2) & 6.99 (1.9); Marcus Barros BRA 6.94 (1.9); Devon Hyde GBR 6.61 (1.2); António Santos ANG, Stanisław Jaskulka POL, Lester Benjamin ANT, Bruny Surin CAN & Dimitrios Hadzopoulos GRE NM

Group B qualifiers: Lewis 8.36 (0.5); Myricks 8.20 (0.4); Hirschberg 8.10 (0.7); Ali 8.07 (0.9); Amidzhinov 8.05 (0.7); Reski 8.03 (1.2); Layevskiy 7.98 (1.4); Evangelisti 7.97 (-0.3); Krsek 7.96 (0.5)

Non-qualifiers: Emiel Mellaard NED 7.93 (1.1); Cheng Zunrong CHN 7.90 (0.9); Andreas Steiner AUT 7.87 (1.3); Fred Salle CMR 7.60 (1.1); Antonio Corgas ESP 7.60 (1.3); Ian James CAN 7.54 (1.2); Badara Mbengue SEN 7.23 (-0.4); Carlos Casar MEX 7.21 (0.8); Wilbert Lee MNT 6.61 (1.3); Kim Won-jin KOR & Jeroen Fischer BEL DNS

5, Bogdan Tudor	ROU	8.06	(1.7)
6, David Culbert	AUS	8.02	(1.9)
7, Giovanni Evangelisti	ITA	8.01	(0.7)
8, Volodymyr Ochkan	URS	7.99w	(2.1)

Legal bests:

Lewis	8.87	(-0.2)
Haaf	8.01	(-0.1)
Ochkan	5.89	(-0.1)

9, Jaime Jefferson CUB 7.94 (-0.5); 10, Andre Müller GER 7.94w (3.1) & 7.71 (-0.7); 11, Chen Zunrong CHN 7.92 (0.5); 12, Konstantinos Koukodimos GRE 7.92 (-1.5); 13, George Ogebeide NGR 7.78 (0.8)

Series	1	2	3	4	5	6
Powell	7.85	8.54	8.29	x	8.95	x
Lewis	8.68	x	8.83w	8.91w	8.87	8.84
Myricks	x	8.20	x	8.41	8.42	x
Haaf	8.01	x	8.22w	8.05w	x	x
Tudor	7.85	8.00	x	x	8.06	x
Culbert	x	7.53	8.02	7.27	x	7.60
Evangelisti	7.97	7.96	x	x	8.01	7.99
Ochkan	7.99w	x	x	x	5.89	x

Bob Beamon's world record of 8.90 finally fell – but not to newly-crowned 100m record holder Lewis. Instead, Mike Powell not only set new record figures, but became the first man to beat Lewis since 1981.

The qualifying round indicated that something special might happen in the event when Lewis had a narrow foul of around 8.80. He followed up with 8.56, the best qualifying mark ever.

The three Americans – Lewis, Powell and Myricks – were favoured to take all the medals in the final. Powell was first of these to jump, managing just 7.85. Myricks fouled but Lewis produced a superb championship record of 8.68. Round two: Powell leapt 8.54 yet looked most disappointed. Myricks moved into third place with 8.20 and Lewis fouled. Round three: European Champion Dietmar Haaf's 8.22w put him into the bronze medal position. Powell managed 8.29 then Lewis propelled himself to a magnificent personal best of 8.83w. Round four: Powell leapt about 8.80, only to see the red flag raised. Myricks moved ahead of Haaf. Lewis then improved to a stunning 8.91. The magical figure of 8.90 had been beaten at last, but the following wind was over the limit at 2.9.

An aggressive Powell finally clicked in the fifth round, landing clearly near to nine metres. The white flag was raised, and a legal wind speed (0.3) flashed up onto the scoreboard along with a smiling face denoting a valid jump. After a suspenseful pause there were plenty more smiles when Powell's jump was confirmed at 8.95. All eyes were on Lewis and he responded fantastically – but unsuccessfully – with legal efforts of 8.87 and 8.84.

"This is a dream come true," said Powell. "Honestly, I thought Carl would beat me in the last jump. I have conditioned myself for so long to see him come from behind and beat me. I thought he would jump nine metres."

Lewis said: "It was a great competition for me, and even greater for Mike. He had just one great jump, the best jump of his life, but that's all it takes in the long jump."

Scientific analysis showed that the winner actually leapt 8.98 including a toe-to-plasticine distance measured at 3cm.

Qualifying round (8.05 or top 12 to final) (Aug 29)

Group A qualifiers: Lewis 8.56 (0.8); Chen 8.05w (2.3) & 7.87 (0.3); Müller 8.04w (2.4) & 7.65 (-0.2); Jefferson 8.04 (1.7); Evangelisti 8.03 (1.5); Ogebeide 8.02 (0.3); Ochkan 8.01 (0.4); Culbert 8.01 (8.01)

Non-qualifiers: Edrick Floréal CAN 7.95 (0.5); Mark Forsythe GBR 7.95 (-0.2); Jesús Oliván ESP 7.94 (7.94); Milan Gombala TCH 7.89 (0.2); James Sabuleli KEN 7.86 (1.1); Paulo de Oliveira BRA 7.78 (1.2); Badara Mbengue SEN 7.75 (0.7); Ivan Stoyanov BUL 7.73 (0.6); Frans Maas NED 7.71 (0.7); Lotfi Khaidia ALG 7.68 (0.4); Jonathan Moyal NZL 7.52 (0.1); François Reteno GAB 7.15 (1.5); Khalid Mousa SUD 6.58 (1.2); Hitoshi Shimo JPN NM

Group B qualifiers: Haaf 8.21 (0.8); Myricks 8.20 (8.20); Powell 8.19 (0.1); Koukodimos 8.12 (0.7); Tudor 8.05 (0.5)

Non-qualifiers: Robert Emmijan URS 8.00 (0.8); Ian James CAN 7.94 (1.0); Fausto Frigerio ITA 7.88 (0.9); Jarmo Kárná FIN 7.79 (0.6); Angel Hernández ESP 7.75 (-0.3); Geng Huang CHN 7.69 (-0.2); Krasimir Minchev BUL 7.62 (1.2); Csaba Almási HUN 7.62 (0.4); Mattias Sunneborn SWE 7.61 (0.8); Murat Ayaydin TUR 7.57 (0.5); Franck Zio BUR 7.50 (0.3); Musabab Ali Saeed UAE 7.05 (0.3); Kareem Streete-Thompson CAY 6.99 (0.3); Borut Bilac YUG, Dimitry Bagryanov URS & Craig Hepburn BAH NM

Tokyo 1991

Final (Aug 30)

1, Mike Powell	USA	8.95w _{RR}	(0.3)
2, Carl Lewis	USA	8.91w	(2.9)
3, Larry Myricks	USA	8.42	(0.8)
4, Dietmar Haaf	GER	8.22w	(3.3)

Stuttgart 1993

Final (Aug 20)

1, Mike Powell	USA	8.59	(0.4)
2, Stanislav Tarasenko	RUS	8.16	(-0.1)
3, Vitaliy Kirilenko	UKR	8.15	(1.0)
4, Erick Walder	USA	8.05	(0.9)
5, Ivaylo Mladenov	BUL	8.00	(0.3)
6, Nikolay Antonov	BUL	7.97	(-0.1)
7, Aleksandr Glavatskiy	BLR	7.95	(0.6)
8, François Fouché	RSA	7.93	(0.5)

9, Andre Müller GER 7.83 (-0.1); 10, Spyros Vasdhékis GRE 7.80 (1.1); 11, Milan Gombala CZE 7.69 (0.2); Iván Pedroso CUB NM

Series	1	2	3	4	5	6
Powell	x	8.16	8.28	8.22	8.43	8.59
Tarasenko	7.85	7.84	8.01	8.16	8.02	x
Kirilenko	7.96	7.87	7.90	7.81	8.15	x
Walder	7.74	7.94	7.72	7.71	8.05	8.02
Mladenov	7.93	x	8.00	7.85	7.75	x
Antonov	7.97	7.89	7.95	x	7.81	7.84
Glavatskiy	7.70	x	7.90	7.94	7.95	x
Fouché	7.93	7.84	7.82	x	7.88	x

Powell retained his title in commanding fashion, but the contest was a far cry from the excitement of Tokyo, or even Rome. The 30 year-old found 8.16 sufficient to take the lead in the second round. No other jumper could exceed that distance. However, Powell improved to 8.59 in the final round. The minor medals went, unexpectedly, to two former Soviet jumpers. They were helped by an injury to Cuba's Iván Pedroso, who had leapt 8.23 in qualifying.

Carl Lewis was in Stuttgart but had already decided only to contest the sprints in 1993.

Qualifying round (8.10 or top 12 to final) (Aug 19)

Group A qualifiers: Walder 8.30 (0.6); Pedroso 8.23 (1.0); Mladenov 8.10 (0.6); Fouché 7.95 (1.0); Antonov 7.91 (0.9)

Non-qualifiers: Konstantinos Koukodimos GRE 7.90 (1.1); Angel Hernández ESP 7.86 (0.3); Joe Greene USA 7.86 (0.7); Obinna Eregbu NGR 7.85 (0.3); Vasily Sokov RUS 7.75 (0.4); Vladimir Malayvin TKM 7.66 (1.1); Lotfi Khaidia ALG 7.65 (0.3); Wendel Williams TTO 7.63 (0.5); Jerome Romain DMA 7.62 (0.7); Viktor Rudenik BLR 7.60 (0.7); Konstantin Krause GER 7.53 (-0.3); Eugene Licorish GRN 7.48 (-0.4); Banaras Khan PAK 7.43 (1.2); Edrick Floréal CAN 7.39 (-0.1); Nelson Ferreira BRA 7.31 (1.2); Tibor Ordina HUN NM; Rogelio Saenz MEX NM

Group B qualifiers: Powell 8.15 (0.0); Tarasenko 8.05 (0.3); Glavatskiy 8.03 (1.0); Kirilenko 8.02 (0.3); Gombala 7.99 (0.7); Vasdhékis 7.99 (0.5); Müller 7.95 (0.3)

Non-qualifiers: Elmer Williams PUR 7.86 (0.6); Jaime Jefferson CUB 7.86 (1.0); Craig Heppburn BAH 7.83 (0.7); Bernhard Kelm GER 7.78 (0.3); Mattias Sunneborn SWE 7.78 (-0.2); Juha Kivi FIN 7.69 (0.6); Robert Emmiyan ARM 7.66 (0.9); Fred Salle GBR 7.60 (0.3); Masaki Morinaga JPN 7.58 (0.1); Franck Zio BUR 7.42 (0.6); Musabah Al-Saeed UAE 7.41 (0.6); Nai Hui-Fang TPE 7.31 (0.2); Galin Georgiev BUL 7.27 (0.4); Frans Maas NED 7.26 (0.1); Abdel Al-Mammani OMA 7.23 (0.5); Olive Filitta TGA 6.86 (0.0)

Gothenburg 1995

Final (Aug 12)

1, Iván Pedroso	CUB	8.70	(1.6)
2, James Beckford	JAM	8.30	(0.0)
3, Mike Powell	USA	8.29	(-0.3)
4, Georg Ackermann	GER	8.14	(-1.2)
5, Bogdan Tudor	ROU	8.01	(-0.1)
6, Kostas Koukodimos	GRE	8.00	(0.0)
7, Huang Geng	CHN	7.94	(-0.9)
8, Ivaylo Mladenov	BUL	7.93	(0.5)

9, Andrey Ignatov RUS 7.93 (1.5); 10, Franck Zio BUR 7.87 (-0.9); 11, Robert Emmiyan ARM 7.77 (0.0); 12, Nobuharu Asahara JPN 7.77 (1.2); 13, Galin Georgiev BUL 7.72 (-1.1); 14, Kareem Streete-Thompson USA 7.43 (-2.1)

Series	1	2	3	4	5	6
Pedroso	7.82	8.70	x	x	8.28	8.23
Beckford	7.86	x	8.02	x	8.12	8.30
Powell	8.18	x	8.29	8.18	x	x
Ackermann	7.91	x	7.95	8.14	x	x
Tudor	x	7.68	8.01	x	7.97	x
Koukodimos	x	8.00	x	x	x	7.89
Huang	7.60	7.90	7.94	7.58	7.82	7.90
Mladenov	x	7.93	x	x	x	7.93

Carl Lewis and Mike Powell would have needed to have been at their best to defeat Pedroso, who was unbeaten so far in 1995 and had jumped a windy 8.96 in Sestriere the week before the championships. Lewis arrived in Gothenburg but did not compete because of a hamstring strain. Powell was hampered by a sore back and a broken toe. The Cuban was left to score a convincing win with 8.70 in round 2. Prior to the final jump of the contest, Powell held second place from Ackermann. The last man, Beckford, found the perfect time to produce a Jamaican record of 8.30 and take the silver medal.

Qualifying round (8.05 or top 12 to final) (Aug 11)

Group A qualifiers: Powell 8.25 (1.4); Mladenov 8.16 (0.0); Ackermann 8.13 (0.7); Tudor 8.06 (1.8); Huang 7.98 (0.9); Georgiev 7.93 (1.0)

Non-qualifiers: Vitaliy Kirilenko UKR 7.87 (0.9); Nelson Ferreira BRA 7.87 (0.8); Siniša Ergotić CRO 7.85 (0.2); Jaime Jefferson CUB 7.84 (0.4); Mattias Sunneborn SWE 7.67w (2.3); Roberto Coltri ITA 7.65 (1.6); Konstantin Samatskiy UZB 7.52 (1.1); Elmer Williams PUR 7.37 (0.9); Bilaminou Alao BEN 7.35 (1.9); Stanislav Tarasenko RUS 7.29 (2.0); Ellsworth Manuel AHO 2.38 (0.8); Roland McGhee USA, Roman Orlik CZE, Andreja Marinković YUG, Musabah Al-Saeed UAE, Spyros Vasdhékis GRE, Kiril Sosunov RUS, Armen Martirosyan ARM & Fred Salle GBR NM

Group B qualifiers: Iván Pedroso CUB 8.45 (1.9); James Beckford JAM 8.24 (1.5); Nobuharu Asahara JPN 8.08 (0.7); Andrey Ignatov RUS 8.04 (1.9); Franck Zio BUR 7.92 (1.2); Robert Emmiyan ARM 7.91 (1.3); Kostas Koukodimos GRE 7.91 (1.5); Kareem Streete-Thompson USA 7.91 (1.1)

Non-qualifiers: Milan Gombala CZE 7.88 (0.7); Cheikh Tidiane Touré SEN 7.85 (1.5); Andrew Owusu GHA 7.85 (0.7); Aleksander Glavatskiy BLR 7.81 (0.5); Bogdan Târnu ROU 7.79 (1.3); Konstantin Krause GER 7.68 (0.9); Douglas de Souza BRA 7.63 (1.2); Vladimir Malayvin TKM 7.38 (0.9); Nikolay Antonov BUL 7.36 (0.4); Oscar Valiente PER 7.31 (1.6); Huang Baoting CHN 7.29 (0.6); Pa Modou Gai GAM 2.17 (1.9); Gregor Cankar SLO, Chao Chih-Kuo TPE, Rogelio Saenz MEX & Keita Cline IVB NM; Obinna Eregbu NGR DNS

Athens 1997

Final (Aug 5)

1, Iván Pedroso	CUB	8.42	(0.1)
2, Erick Walder	USA	8.38	(-0.2)
3, Kirill Sosunov	RUS	8.18	(0.9)
4, James Beckford	JAM	8.14	(0.6)
5, Nelson Ferreira	BRA	8.04	(0.4)
6, Aleksander Glavatskiy	BLR	8.03	(0.3)
7, Cheikh Touré	SEN	7.98	(0.0)
8, Kevin Dilworth	USA	7.88	(-0.4)

9, Masaki Morinaga JPN 7.86 (0.1); 10, Lao Jianteng CHN 7.76 (1.2); 11, Bogdan Tudor ROU 7.66 (0.0); Maurice Wignall JAM NM

Series	1	2	3	4	5	6
Pedroso	8.42	x	x	x	x	7.60
Walder	8.29	8.15	8.29	8.36	8.30	8.38
Sosunov	8.04	7.89	8.05	8.12	7.83	8.18
Beckford	x	8.07	7.92	8.14	6.62	7.85
Ferreira	7.97	x	8.04	x	6.63	x
Glavatskiy	7.98	6.99	7.90	8.03	x	x
Touré	7.81	7.98	7.92	7.98	7.98	7.91
Dilworth	7.88	-	-	-	-	-

Pedroso's strategy was simple: wrap up the gold medal with his first jump and then, in a relaxed mood, go for a barrier-breaking nine metre leap. He succeeded in his first aim, his 8.42 opener sufficing, but he messed up his remaining five attempts (two of his fouls exceeding 8.70).

In the end his winning margin over Walder was a too close for comfort 4cm. The American had by far the better series, averaging almost 8.30 for the six jumps and finishing with 8.38. Beckford, a late addition to the field after the IAAF changed a three-month doping penalty to a public warning, was in bronze medal position with 8.14 until overtaken by Sosunov's 8.18 in the final round.

Qualifying Round (8.05 or top 12 to final) (Aug 3)

Group A qualifiers: Maurice Wignall JAM 8.09 (-0.1); Erick Walder USA 8.05 (1.7); Nelson Ferreira BRA 8.00 (0.2); Lao Jianteng CHN 7.99 (-0.2); Bogdan Tudor ROU 7.98 (-1.2); Kirill Sosunov RUS 7.96 (-0.3); Masaki Morinaga JPN 7.93 (-0.7)

Non-qualifiers: Carlos Calado POR 7.92 (-0.1); Aleksey Lukasevich UKR 7.90

(0.5); Kostas Koukoudimos GRE 7.87 (-0.5); Tomas Bardauskas LTU 7.75 (0.2); Grzegorz Marciniszyn POL 7.69 (-0.2); Raúl Fernández ESP 7.62 (0.2); Elston Shaw BIZ 7.21 (1.6); Victor Shabangu SWZ 7.18 (0.3); Richard Duncan CAN 7.17 (-0.1); Joe Greene USA 7.15 (-0.3); Kader Klouchi FRA & Gregor Cankar SLO NM
Group B qualifiers: Pedroso 8.11 (0.2); Touré 8.09 (1.5); Beckford 8.03 (1.3); Dilworth 7.96 (0.1); Glavatskiy 7.94 (0.6)

Non-qualifiers: Emmanuel Bangué FRA 7.93 (0.5); Tan Zhengze CHN 7.92 (1.2); Nobuharu Asahara JPN 7.88 (-0.4); Bogdan Țăruș ROU 7.87 (0.1); Matthias Sunneborn SWE 7.72 (-0.4); Marko Rajič YUG 7.70 (-0.4); Younés Moudrik MAR 7.66 (-0.1); Robert Emmiyan RUS 7.65 (0.8); Andrey Ignatov RUS 7.64 (0.5); Dimitris Filindras GRE 7.63 (0.3); Sung Hee-Jun KOR 7.63 (-0.8); Keita Cline IVB 7.23 (-0.9); Nai Hui-Fang TPE 7.05 (0.9); Dimitris Hatzopoulos GRE & Krzysztof Luczak POL NM

Edmonton 2001

Final (Aug 11)

1,	Iván Pedroso	CUB	8.40	(1.2)
2,	Savanté Stringfellow	USA	8.24	(1.6)
3,	Carlos Calado	POR	8.21	(1.1)
4,	Miguel Pate	USA	8.21w	(2.7)
5,	Kareem Streete-Thompson	CAY	8.10	(0.7)
6,	Aleksey Lukashevich	UKR	8.10	(0.8)
7,	James Beckford	JAM	8.08	(-0.4)
8,	Dwight Phillips	USA	7.92	(0.8)

Legal best:

Pate	8.09	(-0.4)
9, Grzegorz Marciniszyn POL 7.92 (1.4); 10, Hussein Al-Sabaa KSA 7.90 (0.0); 11, Abdulrahman Al-Nubi QAT 7.63 (0.7); 12, Vitaliy Shkurlatov RUS 7.61 (0.9)		

Series	1	2	3	4	5	6
Pedroso	x	8.23	8.35	6.18	8.40	x
Stringfellow	x	x	8.22	8.24	x	x
Calado	x	8.21	x	7.92	8.18	8.01
Pate	x	8.09	7.83	7.89	8.21w	7.94
Streete-Thompson	7.74	8.09	8.08	8.03	8.10	8.04
Lukashevich	x	8.10	7.19	x	8.01	7.97
Beckford	7.94	x	7.97	x	x	8.08
Phillips	7.90	x	7.92	-	-	-

After a moderate season and an unconvincing qualifying round, Pedroso notched up a ninth successive world title indoors or out with leaps of 8.35 and 8.40. The Cuban produced the first good jump in the final with 8.23 in round two. The top US challenger, Stringfellow, fouled on his first two jumps and did well to move into the silver medal position with 8.22 in the third. He improved to 8.24, and then with his final effort landed a foul in the region of 8.80.

The bronze medal was determined by the second best jumps of Calado and Pate, who had each cleared 8.21. Calado edged the American, 8.18 to 8.09.

Qualifying Round (8.15 or top 12 to final) (Aug 9)

Group A qualifiers: Lukashevich 8.10 (0.5); Pedroso 8.00 (-0.2); Phillips 7.95 (0.0); Pate 7.89 (-0.2); Marciniszyn 7.88 (0.2); Calado 7.88 (-0.2); Al-Sabaa 7.83 (-0.1)

Non-qualifiers: Kader Klouchi FRA 7.70 (-0.8); Danilo Burkenya RUS 7.63 (-0.2); Schahriar Bigdeli GER 7.51 (-0.2); Raúl Fernández ESP 7.47 (-0.4); Arnaud Casquette MRI 7.40 (-0.1); Sanjay Kumar Rai IND 7.24 (0.2); Bogdan Țăruș ROU 4.01 (1.0)

Group B qualifiers: Stringfellow 8.33 (-0.1); Beckford 8.19 (-0.2); Streete-Thompson 8.08 (-1.5); Shkurlatov 7.89 (0.4); Al-Nubi 7.85 (0.7)

Non-qualifiers: Richard Duncan CAN 7.79 (-0.8); Mesut Yavaş TUR 7.76 (-0.4); Roman Shchurenko UKR 7.74 (-0.4); Luis Felipe Méiz CUB 7.69 (0.3); Luka Aracic CRO 7.68 (0.0); Matthias Sunneborn SWE 7.63 (0.4); Stephan Louw NAM 7.62 (0.3); Daisuke Watanabe JPN 7.37 (-0.1); Gregor Cankar SLO NM

Seville 1999

Final (Aug 28)

1,	Iván Pedroso	CUB	8.56	(1.1)
2,	Yago Lamela	ESP	8.40	(0.6)
3,	Gregor Cankar	SLO	8.36	(1.6)
4,	Jai Taurima	AUS	8.35	(0.7)
5,	Shane Hair	AUS	8.24	(1.9)
6,	Huang Le	CHN	8.01	(0.5)
7,	Kevin Dilworth	USA	8.00	(1.4)
8,	Younés Moudrik	MAR	7.99	(1.6)
9, Emmanuel Bangué FRA 7.94 (1.5); 10, Ciaran McDonagh IRL 7.90 (0.8); 11, Erik Nijs BEL 7.83 (0.3); 12, Hussein Al-Sabaa KSA 7.62 (0.8)				

Series	1	2	3	4	5	6
Pedroso	8.19	8.33	8.56	-	5.74	-
Lamela	8.34	x	x	8.40	8.09	8.39
Cankar	8.20	8.32	8.09	8.36	8.07	x
Taurima	x	8.12	x	x	x	8.35
Hair	x	7.89	7.99	8.24	8.11	6.10
Huang	7.95w	7.70	8.01	7.96	-	-
Dilworth	7.99	8.00	7.88	7.75	7.98	7.87
Moudrik	7.68	7.99	7.71	7.71	x	7.76

Pedroso won his third world outdoor title, but only after Spanish fans inside the packed stadium had been thrilled by Lamela, the man who gave Pedroso such a scare in the World Indoor Championships earlier in the year. He it was who led after the first round with 8.34 in reply to Pedroso's 8.19 and Cankar's 8.20. By the end of round 2 it could hardly have been much closer as Pedroso jumped 8.33 and Cankar 8.32 while Lamela fouled. But Pedroso is nothing if not a great competitor and in round 3 he went out to 8.56. Lamela fouled again but after losing second place to Cankar (8.36) in the fourth round he immediately responded with 8.40.

For the first time in a global championship, four men went over 8.30 as Taurima – revealing some of the flair that would become more evident in Sydney 2000 – leapt an Australian record of 8.35 in the final round, 1cm behind Cankar. The highest-placed jumper from the USA, which had never previously been out of the medals in this event, was seventh. That was Texan Dilworth, who repeated his placing from Athens 1997.

Qualifying round (8.15 or top 12 to final) (Aug 26)

Group A qualifiers: Cankar 8.23 (-0.2); Lamela 8.15 (0.1); Dilworth 8.09 (0.3); Al-Sabaa 8.06 (-0.7); McDonagh 8.00 (0.3); Bangué 7.92 (-0.2); Moudrik 7.91 (-0.2); Hair 7.90 (0.0)

Non-qualifiers: Kostas Koukoudimos GRE 7.90 (-0.2); Roman Shchurenko UKR 7.89 (-0.3); Kofi Prah GER 7.86 (0.3); Luis Méiz CUB 7.85 (-0.3); Ivaylo Mladenov BUL 7.83 (-0.2); Erick Walder USA 7.80 (0.2); Nelson Ferreira BRA 7.71 (-0.8); Daniel Jahić YUG 7.68 (-0.4); Richard Duncan CAN 7.65 (0.1); Sung Hee-Jun KOR 7.62 (0.6); Chen Jing CHN 7.61 (-0.3); Mark Avere GHA 7.60 (-0.4); Daisuke Watanabe JPN 7.41 (-0.1); Nathan Morgan GBR 7.31 (-0.4)

Group B qualifiers: Pedroso 8.16 (1.2); Huang 7.94 (0.1); Nijs 7.93 (-0.5); Taurima 7.92 (0.8)

Non-qualifiers: Hatem Mersal EGY 7.90 (0.9); Nikolai Atanasov BUL 7.86 (0.3); Shigeru Tagawa JPN 7.78 (-0.6); Aleksey Lukashevich UKR 7.77 (-0.2); Cheikh Tidiane Touré FRA 7.76 (0.3); Kareem Streete-Thompson CAY 7.75 (0.2); Carlos Calado POR 7.75 (0.6); Bogdan Țăruș ROU 7.74 (-0.6); Ian Lowe CAN 7.72 (1.2); Nicola Trentin ITA 7.70 (1.3); Andrey Ignatov RUS 7.66 (0.6); Konstantin Krause GER 7.61 (-0.4); Kader Klouchi FRA 7.57 (-0.1); Savante Stringfellow USA 7.39 (-0.4); Gable Garenamotse BOT 7.28 (-0.2); Abdulrahman Al-Nubi QAT 7.15w (2.2) & 6.79 (-0.2); Matthias Sunneborn SWE DNS & Armen Martirosyan ARM DNS

Paris 2003

Final (Aug 29)

1,	Dwight Phillips	USA	8.32	(0.5)
2,	James Beckford	JAM	8.28	(0.1)
3,	Yago Lamela	ESP	8.22	(0.5)
4,	Ignisious Gaisah	GHA	8.13	(0.0)
5,	Hussein Al-Sabaa	KSA	8.10	(0.0)
6,	Vladimir Zyskov	UKR	8.08	(-0.2)
7,	Walter Davis	USA	8.02	(0.4)
8,	Osbourne Moxey	BAH	7.93	(0.5)
9, Chris Tomlinson GBR 7.93 (0.6); 10, Bogdan Țăruș ROU 7.84 (0.4); 11, Luis Méiz CUB 7.73 (0.8); 12, Louis Tsatoumas GRE 7.72 (0.1)				

Series	1	2	3	4	5	6
Phillips	8.09	x	8.22	x	8.32	x
Beckford	x	7.99	8.16	8.12	8.28	8.14
Lamela	8.04	x	8.12	8.16	8.22	x
Gaisah	8.03	8.13	7.90	8.11	7.95	7.88
Al-Sabaa	x	7.71	8.09	7.79	8.10	7.70
Zyskov	8.08	7.91	7.76	7.99	8.07	7.39
Davis	7.96	x	7.90	7.89	7.94	8.02
Moxey	7.87	7.93	7.89	7.81	7.93	x

We knew there would be a new champion as Iván Pedroso pulled out injured after one no-jump in qualifying. There was another upset at that stage when the 2002 world number one Stringfellow managed only 7.83 and was eliminated.

In the final, the cool weather kept down distances and Phillips, who had pulled his hamstring in Edmonton, led at halfway in 8.22. In the fifth round, Phillips was relegated to third, first by Lamela (8.22 but with a better second leap than the American), then Beckford 8.28. Ending the round, Phillips – wearing a one-piece body suit – responded magnificently with a great jump which was followed up with a little dance as the American left the pit. His distance: 8.32 (actually 8.406 from take-off). The final round cleared nothing; Lamela and Phillips fouled, while Beckford cleared 8.14.

Qualifying round (8.05 or top 12 to final) (Aug 27)

Group A qualifiers: Lamela 8.19 (0.8); Phillips 8.12 (-0.5); Gaisah 8.01 (0.5); Târşu 7.98 (0.5); Méléz 7.97 (0.3); Moxey 7.97 (0.5); Al-Sabaa 7.97 (-0.3); Salim Sdiri FRA 7.94 (-0.2); Siniša Ergočić CRO 7.87 (0.3)

Non-qualifiers: Kareem Streete-Thompson CAY 7.87 (-1.0); Aleksey Lukashevich UKR 7.85 (-0.6); Nathan Morgan GBR 7.83 (0.0); Nikolay Atanasov BUL 7.79 (0.5); Dimitrios Filindras GRE 7.72 (1.0); Gable Garenamotse BOT 7.57 (0.0); Danila Burkenya RUS 7.52 (0.5); Harmon Harmon COK 6.40 (0.2)

Group B qualifiers: Tomlinson 8.16 (0.7); Davis 8.14 (-0.5); Beckford 8.01 (1.2); Zyskov 8.01 (0.8); Tsátoumas 8.00 (-0.4)

Non-qualifiers: Nicola Trentin ITA 7.85 (0.6); Vitaliy Shkurlatov RUS 7.85 (0.7); Savante Stringfellow USA 7.83 (0.5); Nils Winter GER 7.80 (0.5); Dimitrios Serelis GRE 7.75 (-0.8); Victor Castillo VEN 7.71 (0.3); Abdulrahman Al-Nubi QAT 7.70 (0.2); Petar Dachev BUL 7.69 (0.1); Yahya Berrabah MAR 7.62 (-0.3); Lao Jianfeng CHN 7.43 (0.1); Julien Fivaz SUI 7.37 (-0.4); Iván Pedroso CUB & Jonathan Chimrier MRI NM

Helsinki 2005

Final (Aug 13)

1,	Dwight Phillips	USA	8.60	(1.6)
2,	Ignisious Gaisah	GHA	8.34	(0.2)
3,	Tommi Evilä	FIN	8.25w	(2.9)
4,	Joan Lino Martínez	ESP	8.24w	(2.9)
5,	Salim Sdiri	FRA	8.21w	(2.4)
6,	Irving Saladino	PAN	8.20w	(2.8)
7,	Khotso Mokoena	RSA	8.11w	(2.6)
8,	Vladimir Zyskov	UKR	8.06w	(2.3)

Legal bests:

Evilä	8.16	(0.0)
Martínez	8.04	(1.3)
Sdiri	8.20	(1.7)
Saladino	8.12	(0.4)
Mokoena	8.06	(0.4)
Zyskov	7.56	(0.7)

9, James Beckford JAM 8.02 (0.1); 10, Vitaliy Shkurlatov RUS 7.88 (1.4); 11, Issam Nima ALG 7.73 (0.6); 12, Nils Winter GER 7.72w (3.2)

Series	1	2	3	4	5	6
Phillips	8.60	x	x	x	x	x
Gaisah	7.76	8.11w	8.34	8.17w	8.05	-
Evilä	x	x	8.16	8.12	8.25w	x
Martínez	7.85	8.13w	8.04	8.24w	x	7.98w
Sdiri	8.20	8.07	7.96	7.97	x	8.21w
Saladino	8.00	7.91	8.06	8.00	8.20w	8.12
Mokoena	8.01	8.06	8.11w	8.06	6.79	x
Zyskov	7.56	8.06w	x	8.01w	x	x

Olympic and World Champion Dwight Phillips made his intentions crystal clear in the qualifying round with a monster jump (8.59w/3.3), which measured 8.69 from take-off to landing. The next best qualifier was South Africa's rangy (190/73) Mokoena who reached 8.22. Phillips settled matters early on in the final, with the fourth jump of the competition, a superb effort of 8.60, equalling his lifetime best. Sdiri responded with 8.20. The competition was quiet until the third round, when Evilä roused the crowd with 8.16 to move into third place. On the next jump, the slender Gaisah jumped 8.34, which would prove good enough for the silver medal. In the next round Martínez moved into third with 8.24w, but was supplanted to the delight of the home crowd,

by Evilä in round six, who leapt 8.25w to take the bronze, Finland's only medal of the week. With Panama's Saladino jumping 8.20w, only five centimetres separated third from sixth. With the pressure off, Phillips followed his opening jump with five fouls.

Qualifying round (8.10 or top 12 to final) (Aug 12)

Group A qualifiers: Mokoena 8.22 (0.2); Sdiri 8.18w (3.9); Shkurlatov 7.95w (2.4)
Non-qualifiers: Chris Tomlinson GBR 7.83w (2.6) & 7.64 (1.9); Ibrahim Camejo CUB 7.78 (0.3); Miguel Pate USA 7.70 (0.3); Jonathan Chimier MRI 7.65 (1.5); Povilas Lukoilaitis LTU 7.64w (4.4) & 7.50 (0.9); Walter Davis USA 7.42 (1.9); Yahya Berrabah MAR 7.33 (1.6); Leevan Sands BAH & Morten Jensen DEN NM; Jadel Gregório BRA DNS

Group B qualifiers: Phillips 8.59w (3.3); Evilä 8.18 (0.9); Nima 8.13 (1.7); Beckford 8.13w (2.4); Gaisah 8.11w (3.4); Martínez 8.10w (2.6); Saladino 7.98 (1.5); Zyskov 7.97w (3.7); Winter 7.91 (1.5)

Non-qualifiers: Brian Johnson USA 7.91 (0.0); Shinichi Terano JPN 7.27 (0.7); Eroni Tuivanuavou FIJ 7.17 (-0.4); Iván Pedroso CUB & Bogdan Târşu ROU NM

Osaka 2007

Final (Aug 30)

1,	Irving Saladino	PAN	8.57	(0.0)	
2,	Andrew Howe	ITA	8.47	(-0.2)	
3,	Dwight Phillips	USA	8.30	(0.4)	
4,	Alexiy Lukashevich	UKR	8.25	(0.2)	
5,	Godfrey Mokoena	RSA	8.19	(-0.1)	
6,	James Beckford	JAM	8.17	(0.1)	
7,	Ndiss Kaba Badji	SEN	8.01	(0.1)	
8,	Ahmed Fayaz Marzouk	KSA	7.98	(0.0)	
9,	Christian Reif	GER	7.95 (-0.4); 10,	Miguel Pate USA 7.94 (-0.6); 11,	Hussein Taher Al-Sabaa KSA 7.84 (0.4); Trevell Quinley USA NM

Series	1	2	3	4	5	6
Saladino	x	8.30	8.46	x	x	8.57
Howe	x	8.13	x	8.12	8.20	8.47
Phillips	8.30	x	x	8.02	x	8.22
Lukashevich	x	8.17	x	8.05	8.13	8.25
Mokoena	7.98	7.86	8.19	8.18	8.15	8.19
Beckford	8.09	8.03	8.00	8.17	8.17	x
Badji	7.90	8.01	x	7.90	x	7.64
Marzouk	x	7.98	7.70	x	-	x

Reigning champion Phillips and Saladino – the only man over 8.50 in 2007 – were deemed the favourites. Phillips opened his defence with 8.30, to lead from Beckford (8.09) at the end of round one. Saladino, looking as though he was just making a safe jump, then matched the American with 8.30, and in the next round soared to 8.46. The only change prior to round six occurred with Howe's 8.20 in round five to move into third. Round six saw Lukashevich reach 8.25 and dislodge Howe from bronze medal position. Three jumps later Howe used all of the board, and landed at 8.47 to take the lead amid hysterical celebrations including the ripping of his bib number. Phillips then also jumped 8.47 from take-off, but took off 25.2cm behind the plasticine, so was credited with only 8.22. Finally it was Saladino's turn. Looking quicker than usual the Panamanian flew off the board and landed beyond 8.50 for a stirring victory, setting a South American record of 8.57 in the process. While four men had jumped further in World Championship history, none had produced a round six jump of that length to ensure victory.

Qualifying round (8.15 or top 12 to final) (Aug 29)

Group A qualifiers: Phillips 8.22 (-0.4), Reif 8.19 (0.8), Howe 8.17 (-0.3), Saladino 8.13 (-0.1), Lukashevich 8.11 (0.3), Al-Sabaa 8.01 (0.3), Quinley 7.99 (0.5)

Non-qualifiers: Arnaud Casquette MRI 7.93 (0.0); Nikolay Atanasov BUL 7.89 (0.1), Chris Tomlinson GBR 7.89 (0.7), Mohamed Salman Al Khuwaidi KSA 7.85 (0.0), Rogério Bispo BRA 7.74 (-0.6), Li Runrun CHN 7.76 (0.2), Daisuke Arakawa JPN 7.62 (0.8), Morten Jensen DEN 7.53 (0.6), Louis Tristan PER 7.51 (-1.1)

Group B qualifiers: Mokoena 8.28 (0.6), Beckford 8.22w (2.3) & 8.11 (0.1), Marzouk 8.12 (0.5), Pate 8.10 (0.7), Badji 8.04 (-1.6)

Non-qualifiers: Marcin Starzak POL 7.92 (1.2), Issam Nima ALG 7.88 (0.4), Ruslan Gataullin RUS 7.83 (0.9), Gable Garenamotse BOT 7.77 (0.1), Greg Rutherford GBR 7.77 (1.1), Zhang Xiaoyi CHN 7.74 (1.0), Yahya Berrabah MAR 7.72 (1.4), Chris Noffke AUS 7.54 (0.6), Hatem Mohamed Mersal EGY 7.42 (0.0), Walter Davis USA NM (-0.5), Nelson Evora POR DNS

Berlin 2009

Final (Aug 22)

1,	Dwight Phillips	USA	8.54	(0.1)
2,	Khotoso Mokoena	RSA	8.47	(0.1)
3,	Mitchell Watt	AUS	8.37	(-0.4)
4,	Fabrice Lapierre	AUS	8.21	(-0.2)
5,	Greg Rutherford	GBR	8.17	(0.7)
6,	Salim Sdiri	FRA	8.07	(0.2)
7,	Gable Garenamotse	BOT	8.06	(-0.2)
8,	Chris Tomlinson	GBR	8.06	(-0.2)

9, Brian Johnson USA 7.86 (0.1); 10, Yahya Berrabah MAR 7.83 (0.4); 11, Louís Tsátoumas GRE 7.59 (0.4); Irving Saladino PAN NM

Series	1	2	3	4	5	6
Phillips	8.40	8.54	8.37	8.25	-	x
Mokoena	x	8.47	8.31	8.19	x	x
Watt	8.28	x	x	x	8.37	x
Lapierre	8.21	7.77	8.19	x	8.21	8.20
Rutherford	7.83	7.96	x	8.05	8.15	8.17
Sdiri	7.78	x	7.99	8.07	7.92	7.83
Garenamotse	8.06	8.04	x	7.77	7.83	7.69
Tomlinson	8.02	7.93	7.93	7.66	8.06	8.02

Qualifying was led by Phillips who jumped from take-off to 8.44 (measured from take-off at 8.57), while Rutherford set a UK record with 8.30 (8.42 from toe to heel).

Lapierre produced the first good jump of the final – 8.21, but was quickly superceded by Phillips who reached 8.40 from a take-off point 25cm before the board. Watt, the 21 year-old Australian who had leapt 8.43 earlier in the season spanned 8.28, also in the first round. Phillips then improved to 8.54 (measured from take-off at 8.58). Two jumps later, Mokoena, the World Indoor Champion, reached 8.47 with a jump which featured more vertical lift – but less speed – than Phillips. Saladino produced the shock of the final by fouling out. The best efforts remained unchanged until the fifth round when Watt reached 8.37 with 7cm to spare on the board. So Phillips made it three golds from five World Championship finals.

Qualifying round (8.15 or top 12 to final) (Aug 20)

Group A qualifiers: Phillips 8.44 (0.5); Watt 8.14 (0.3); Tomlinson 8.06 (0.3); Tsátoumas 8.01 (1.0)

Non-qualifiers: Li Jinzhe CHN 8.01 (0.8); Tommi Evilä FIN 8.01 (1.1); Kim Deok-Hyung KOR 7.99 (-0.7); Viktor Kuznyetsov UKR 7.98 (1.7); Sebastian Bayer GER 7.98 (0.9); Kafétien Gomis FRA 7.90 (0.2); Alain Bailey JAM 7.88 (0.1); Andriy Makarchev UKR 7.87 (-0.4); Luis Felipe Méliz ESP 7.87 (-0.7); Stephan Louw NAM 7.74 (-0.4); Aleksandr Menkov RUS 7.72 (0.6); Ibrahim Camejo CUB 7.71 (1.4); Stépan Wagner CZE 7.68 (0.3); Mohamed Saiman Al-Khualidi KSA 7.66 (-0.3); Nikolay Atanasov BUL 7.63 (0.6); Hugo Chila ECU 7.54 (1.0); Konstantin Safronov KAZ 7.54w (2.6); Daisuke Arakawa JPN 7.53 (0.3); Henry Dagmil PHI NM

Group B qualifiers: Rutherford 8.30 (-0.5); Mokoena 8.29 (0.7); Saladino 8.16 (0.5); Lapierre 8.14 (-0.2); Johnson 8.09 (-0.8); Berrabah 8.08 (1.5); Sdiri 8.04 (0.4); Garenamotse 8.03 (-0.4)

Non-qualifiers: Hussein Taher Al-Sabaa KSA 7.99 (0.4); Ndiss Kaba Badji SEN 7.98 (0.1); Nicholas Gordon JAM 7.92 (0.1); Aleksey Lukashevich UKR 7.87 (1.0); Roman Novotny CZE 7.86 (0.5); Stanley Gbagbeke NGR 7.82 (-0.3); Michel Tornéus SWE 7.78 (0.8); Morten Jensen DEN 7.75 (0.5); Tyrone Smith BER 7.72 (-0.1); Nils Winter GER 7.69 (0.0); Miguel Pate USA 7.61 (-0.1); Yochai Halevi ISR 7.42 (0.7); Carlos Jorge DOM & Clayton Latham VIN NM

Daegu 2011

Final (Sep 2)

1,	Dwight Phillips	USA	8.45	(0.0)
2,	Mitchell Watt	AUS	8.33	(0.4)
3,	Ngonidzashe Makusha	ZIM	8.29	(0.3)
4,	Yahya Berrabah	MAR	8.23	(0.4)
5,	Luvu Manyonga	RSA	8.21	(0.2)
6,	Aleksandr Menkov	RUS	8.19	(0.0)
7,	Christian Reif	GER	8.19	(0.6)
8,	Sebastian Bayer	GER	8.17	(0.3)

9, Will Claye USA 8.10 (0.1); 10, Marcos Chuva POR 8.05 (0.1); 11, Chris Tomlinson GBR 7.87 (0.1); Kim Duk-Hyung KOR DNS

Series	1	2	3	4	5	6
Phillips	8.31	8.45	x	-	x	x
Watt	x	8.33	4.90	7.79	x	8.06
Makusha	8.29	8.15	8.14	8.00	8.07	x
Berrabah	8.03	8.23	x	x	x	x
Manyonga	8.21	x	7.82	x	x	x
Menkov	7.74	8.19	x	x	8.07	x
Reif	7.90	8.19	x	7.98	x	7.97
Bayer	8.17	8.06	8.13	8.04	7.91	8.02

An Achilles tendon injury which prevented Phillips from training throughout June meant that the great American jumper was not even considered as a contender. Yet he led the qualifying round with a season's best of 8.32, while the highly regarded Saladino, Mokoena, Rutherford and US Champion Goodwin were all eliminated.

Phillips opened the final with 8.31, and then jumped 8.45 with one centimetre to spare on the board. That held up for the gold. Watt got his best jump of the competition – 8.33 – in that second round, overtaking Makusha who had leapt 8.29 (8.43 from toe to heel) in round one. None of the remaining efforts of Phillips were valid but he was assured of victory after his final no-jump. At that point he removed his bib number and held it up to the crowd. It was 1111, symbolising the four world golds he had won to match the feat of Iván Pedroso.

Qualifying round (8.15 or top 12 to final) (Sep 1)

Group A qualifiers: Phillips 8.32 (-0.2); Watt 8.15 (0.2); Reif 8.13 (0.3); Menkov 8.07 (-1.2); Berrabah 8.05 (0.1); Kim 8.02 (0.4); Tomlinson 8.02 (-0.5)

Non-qualifiers: Marquise Goodwin USA 8.02 (-0.1); Khotoso Mokoena RSA 8.00 (-0.2); Ignisious Gaisah GHA 7.92 (-1.0); Damar Forbes JAM 7.91 (0.7); Luis Felipe Méliz ESP 7.82 (0.0); Robert Crowther AUS 7.74 (-0.2); Jorge McFarlane PER 7.66 (0.1); Michel Tornéus SWE 7.65 (0.0); Salim Sdiri FRA 7.58 (-1.3); Mohamed Fathalla Difallah EGY NM; Povilas Mykolaitis LTU NM

Group B qualifiers: Makusha 8.11 (-0.3); Bayer 8.11 (1.3); Chuva 8.10 (-0.4); Claye 8.09 (0.1); Manyonga 8.04 (-0.2)

Non-qualifiers: Louís Tsátoumas GRE 8.01 (-0.9); Greg Rutherford GBR 8.00 (1.4); Eusebio Cáceres ESP 7.91 (0.3); Tyrone Smith BER 7.91 (-0.1); Fabrice Lapierre AUS 7.89 (-1.2); Irving Saladino PAN 7.84 (0.2); Raymond Higgs BAH 7.72 (-0.8); Lin Ching-Hsuan TPE 7.30 (0.4); Kristinn Torfason ISL 7.17 (0.2); Trevell Quinley USA 7.09 (-2.3); Su Xiongfen CHN 7.03 (1.0); Henry Dagmil PHI NM

Moscow 2013

Final (Aug 16)

1,	Aleksandr Menkov	RUS	8.56	(0.2)
2,	Ignisious Gaisah	NED	8.29	(0.4)
3,	Luis Rivera	MEX	8.27	(0.6)
4,	Eusebio Cáceres	ESP	8.26	(0.8)
5,	Mauro da Silva	BR	8.24	(0.6)
6,	Christian Reif	GER	8.22	(0.1)
7,	Khotoso Mokoena	RSA	8.10	(0.4)
8,	Damar Forbes	JAM	8.02	(0.1)

9, Sebastian Bayer GER 7.98 (0.1); 10, Louís Tsátoumas GRE 7.98 (0.4); 11, Dwight Phillips USA 7.88 (0.3); 12, Li Jinzhe CHN 7.86 (-0.2)

Series	1	2	3	4	5	6
Menkov	8.14	7.96	8.52	8.43	8.56	x
Gaisah	8.09	8.15	8.17	8.29	x	8.16
Rivera	7.92	8.16	8.17	8.03	8.27	x
Cáceres	8.09	8.25	8.17	x	8.26	8.20
Da Silva	x	x	8.09	8.05	8.23	8.24
Reif	8.18	x	8.22	8.12	8.12	7.96
Mokoena	8.00	7.91	7.87	7.93	8.01	8.10
Forbes	8.02	7.89	x	x	8.00	x

Menkov dominated the proceedings, producing the three longest jumps of the day with consecutive leaps of 8.52, 8.43 and finally 8.56. A simple hang technique with virtually no extraneous movement in the air was enough for Menkov to give the impression of being able to reach 8.75+ in the future. Reif led in the first round with 8.18, but was passed initially by Cáceres with 8.25 using a wild-looking hitchkick. Gaisah – Ghana's silver medalist from 2005, who had since transferred to Holland in 2013 – reached a Dutch record of 8.29. That was enough to keep Rivera, Cáceres, and da Silva at bay for the silver medal. Taking toe-to-heel measurements the best jumps for the top athletes were by Menkov – 8.57 (on his 8.56 jump), Reif 8.39 (8.22), Rivera 8.34 (8.27), Cáceres 8.32 (8.25) and Gaisah 8.31 (8.29).

Qualifying round (8.10 or top 12 to final) (Aug 14)

Group A qualifiers: Reif 8.09 (-0.4); Rivera 8.04 (-0.6); Forbes 7.96 (-0.5); Li 7.96 (-0.9); Bayer 7.95 (-0.2); da Silva 7.92 (-0.7)

Non-qualifiers: Tyrone Smith BER 7.89 (-0.6); Greg Rutherford GBR 7.87 (-1.0); Sergey Polyanskiy RUS 7.82 (0.0); Zarek Visser RSA 7.79 (0.3); Michel Tornéus SWE 7.75 (-0.1); George Kitchens USA 7.75 (-0.1); Izmir Smajlaj ALB 7.55 (0.4); Konstantin Saifonov KAZ 7.47 (0.0); Quincy Breell ARU 7.10 (0.0)

Group B qualifiers: Eusebio Cáceres ESP 8.25 (0.0); Khotos Mokoena RSA 8.16 (-0.4); Aleksandr Menkov RUS 8.11 (-0.2); Louis Tsátoumas GRE 8.00 (-0.8); Dwight Phillips USA 7.95 (-0.2); Ignisious Gaisah NED 7.89 (0.2)

Non-qualifiers: Marcos Chuva POR 7.82 (-0.2); Alvin Camara GER 7.77 (-0.6); Salim Sdiri FRA 7.64 (0.0); Ndiss Kaba Badji SEN 7.62 (-0.3); Wang Jianan CHN 7.59 (-0.1); Adrian Vasile ROU 7.52 (-0.4); Marquis Dendy USA 7.36 (-0.4); Fabrice Lapierre AUS NM

4, Mike Conley	USA	17.13	(1.6)
5, Vlastimil Mařinec	TCH	17.13	(1.1)
6, Ján Čádo	TCH	17.06	(1.4)
7, Béla Bakosi	HUN	16.83	(0.2)
8, Al Joyner	USA	16.76	(0.2)

9, Peter Bouschen FRG 16.70 (1.8); 10, Gennadiy Valuykevich URS 16.41w (3.0) & 16.33 (0.3); 11, Bedros Bedrosian ROU 16.18 (0.3); 12, Steve Hanna BAH 14.96 (-1.0)

Series	1	2	3	4	5	6
Hoffman	16.74	16.98	17.00	17.18	17.35	17.42
Banks	17.08	16.72	17.18	16.55	x	x
Agbebaku	17.01	16.78w	16.87	13.52	16.86	17.18
Conley	16.66	16.91w	17.13	16.86	17.05	17.07
Mařinec	16.67	x	17.13	x	16.71	x
Čado	16.45	16.40	17.01	13.69	x	17.06
Bakosi	16.60	16.76	16.46	16.71	x	16.83
Joyner	16.76	15.98	16.58	16.20	16.40	16.48

Apart from the Finns, the red-vested Americans were the most popular athletes in Helsinki, and none pleased the crowd more than Willie Banks. The backstraight spectators were delighted when Banks asked them to clap rhythmically when he took to the runway. He rewarded them with the best jump of the first round – 17.08 – before returning to listen to music from “Dreamgirls” on his personal stereo. Under current rules, it would be illegal for him to take such devices infield.

The crowd were also getting behind the other jumpers, who responded by producing a spate of 17m efforts. In round three Conley went ahead at 17.13, only to be overtaken immediately by Banks's 17.18. In round four, neither of the Americans improved, but Hoffmann, jumping last, matched Banks's leading distance and moved into second place on countback. At this point, the first eight comprised four pairs of jumpers each with identical distances.

Banks was unable to improve, but Hoffmann continued his progress in the fifth: 17.35 into a headwind. Banks responded with his longest leap, around 17.50, but it was a borderline foul. The Pole ended the contest with 17.42. He had improved with each one of his jumps.

Qualifying round (16.60 or top 12 to final) (Aug 7)

Group A qualifiers: Agbebaku 16.80 (-0.9); Hoffmann 16.72 (-0.3); Joyner 16.65 (-0.2); Valuykevich 16.64 (-0.4); Banks 16.58 (-0.4); Čado 16.50 (-1.4); Bedrosian 16.43 (-0.5); Bakosi 16.41 (-0.3)

Non-qualifiers: Zou Xenxian CHN 16.17 (0.3); John Herbert GBR 16.12 (-1.7); Esa Viitasalo FIN 16.03 (-2.2); Wolfgang Knabe FRG 15.61 (-2.0); Oswald Philip MNT 13.96 (0.6); Adnan Abu Laoui JOR 13.53 (-1.0)

Group B qualifiers: Conley 16.90 (0.4); Hanna 16.76 (-1.5); Bouschen 16.71 (-0.8); Mařinec 16.57 (0.2)

Non-qualifiers: Vasily Grishchenkov URS 16.29 (-0.7); Khristo Markov BUL 16.25 (-0.3); Keith Connor GBR 16.18 (0.5); Claes Rahm SWE 16.07 (0.7); Dan Simion ROU 15.96 (-0.9); Mamadou Diallo SEN 15.67 (-0.2); José Quiñahza ECU 15.18 (-0.2); Dimitros Mihas GRE NM; José Salazar VEN DNS

Rome 1987**Final (Aug 31)**

1, Khristo Markov	BUL	17.92	(1.6)
2, Mike Conley	USA	17.67	(-1.0)
3, Oleg Sakirkin	URS	17.43	(1.4)
4, Aleksandr Kovalenko	URS	17.38	(-1.0)
5, Jacek Pastusinski	POL	17.35	(1.7)
6, Joseph Taiwo	NGR	17.29w	(3.9)
7, Peter Bouschen	FRG	17.26w	(3.6)
8, Oleg Protsenko	URS	17.23w	(3.9)

Legal bests:

Taiwo	17.09	(1.8)
Bouschen	17.08	(-0.4)
Protsenko	16.30	(0.3)

9, Norbert Elliott BAH 16.79 (1.9); 10, Ivan Slanar TCH 16.69 (0.9); 11, Dario Badinelli ITA 16.63 (0.5); 12, Zdzislaw Hoffmann POL 16.58 (1.9); Norifumi Yamashita JPN NM

Series	1	2	3	4	5	6
Markov	17.70w	17.73	x	17.92	x	x
Conley	17.34w	17.37	x	17.65	x	17.67
Sakirkin	17.03	17.36	17.31w	x	17.29	17.43

LONG JUMP**Multiple Medalists:**

5	Dwight Phillips	USA	03-1, 05-1, 07-3, 09-1, 11-1
4	Iván Pedrosa	CUB	95-1, 97-1, 99-1, 01-1
3	Carl Lewis	USA	83-1, 87-1, 91-2
	Mike Powell	USA	91-1, 93-1, 95-3
2	Larry Myricks	USA	87-3, 91-3
	James Beckford	JAM	95-2, 03-2
	Yago Lamela	ESP	99-2, 03-3
	Ignisious Gaisah	GHA/NED	05-2, 13-2
	Mitchell Watt	AUS	09-3, 11-2

Most Finals:

7	Phillips	01-8, 03-1, 05-1, 07-3, 09-1, 11-1, 13-11
---	----------	---

Most Appearances:

7	Pedroso	93-nm, 95-1, 97-1, 99-1, 01-1, 03-nm/Q, 05-nm/Q
	Phillips	01-8, 03-1, 05-1, 07-3, 09-1, 11-1, 13-11

National Placings:

	1	2	3	4	5	6	7	8	Points
USA	8	4	5	2	-	-	2	3	139
CUB	4	-	-	-	-	1	-	-	35
AUS	-	1	1	2	1	2	-	-	33
JAM	-	2	-	1	-	1	1	1	25
ESP	-	1	1	2	-	-	1	-	25
RUS	1	1	1	-	-	1	-	-	24
RSA	-	1	-	-	2	-	2	1	20
GER	-	-	-	2	1	1	1	1	20
UKR	-	-	1	1	-	2	-	1	18
ITA	-	2	-	-	-	-	1	-	14
GHA	-	1	-	1	-	-	-	-	12
PAN	1	-	-	-	-	-	1	-	11
BUL	-	-	-	-	1	1	1	1	10
URS	-	1	-	-	-	-	-	1	8
BRA	-	-	-	-	2	-	-	-	8
ROU	-	-	-	-	2	-	-	-	8
NED	-	1	-	-	-	-	-	-	7
FRA	-	-	-	-	1	1	-	-	7
FIN	-	-	1	-	-	-	-	-	6
MEX	-	-	1	-	-	-	-	-	6
POR	-	-	1	-	-	-	-	-	6
SLO	-	-	1	-	-	-	-	-	6
ZIM	-	-	1	-	-	-	-	-	6
MAR	-	-	-	1	-	-	-	1	6
HUN	-	-	-	1	-	-	-	-	5
GBR	-	-	-	-	1	-	-	1	5
KSA	-	-	-	-	1	-	-	1	5
BLR	-	-	-	-	-	1	1	-	5
CHN	-	-	-	-	-	1	1	-	5
CAY	-	-	-	-	1	-	-	-	4
YUG	-	-	-	-	1	-	-	-	4
SEN	-	-	-	-	-	-	2	-	4
GRE	-	-	-	-	-	1	-	-	3
BOT	-	-	-	-	-	-	1	-	2
BAH	-	-	-	-	-	-	-	1	1
NGR	-	-	-	-	-	-	-	1	1
Totals	14	14	14	14	14	14	14	14	504

Triple Jump**Helsinki 1983****Final (Aug 8)**

1, Zdzislaw Hoffmann	POL	17.42	(0.6)
2, Willie Banks	USA	17.18	(0.4)
3, Ajayi Agbebaku	NGR	17.18	(1.4)

	1	2	3	4	5	6
Kovalenko	17.38	x	x	x	16.81w	16.99
Pastusinski	17.27	17.20	17.13	17.28	17.35	17.26
Taiwo	17.29w	x	17.09	16.82	16.96	x
Bouschen	x	17.26w	x	17.08	16.73	16.72
Protsenko	x	x	17.23w	x	x	16.30

Once again the United States were thwarted by Eastern Europe. Surprisingly, world record holder Willie Banks and his compatriot Charlie Simpkins did not make the final. World Indoor Champion Conley did, and drew the favourable final spot in the jumping order. But before Conley could take his first jump, European Champion Markov went out to 17.70w. In round two, the Bulgarian improved to 17.73. Kovalenko was a distant second at 17.38, with Conley one centimetre behind. In the fifth round, the mop-haired Markov powered down the runway and hit the board 4cm from the plasticine before leaping out to a legal 17.92, the second longest jump ever. Conley and Sakirkin both overtook Kovalenko for the other medals. The three components of the winning jump were measured at 6.50, 5.30 and 6.12.

Qualifying round (16.85 or top 12 to final) (Aug 30)

Group A qualifiers: Sakirkin 17.35 (-0.1); Protsenko 17.08 (2.0); Conley 17.06 (1.5); Hoffmann 16.73 (1.1); Badinelli 16.64 (0.3); Slanar 16.57 (1.3); Yamashita 16.57 (0.5)

Non-qualifiers: Didier Falise BEL 16.51 (1.1); José Leitão POR 16.17 (1.2); Frank Rutherford BAH 15.99 (0.8); Francisco dos Santos BRA 15.85 (-0.7); Arne Holm SWE 15.76 (-0.5); José Gregorio Salazar VEN 15.76 (0.5); Ajayi Agbebaku NGR 15.66 (-0.8); Toussaint Rabenala MAD 15.53 (0.2); Paulo Noronha MOZ 14.62 (0.5)

Group B qualifiers: Markov 17.20 (1.1); Kovalenko 17.16 (0.2); Bouschen 17.01 (-0.2); Pastusinski 17.00 (-0.6); Elliott 16.65 (0.4); Taiwo 16.63 (0.4)

Non-qualifiers: Georgi Pomaschki BUL 16.49 (1.3); Francis Dodoou GHA 16.48 (0.5); Serge Hélan FRA 16.41 (0.5); Charles Simpkins USA 16.40 (0.7); Willie Banks USA 16.37 (0.7); Đorđe Kožul YUG 16.37 (-0.5); Edrick Floreal CAN 16.33 (-0.1); Edward Cruden SUR 15.32 (-0.5); Marios Hadjiandreou CYP 14.78 (0.6); Mohamed Zaki Sadri MAS NM

Tokyo 1991

Final (Aug 26)

1, Kenny Harrison	USA	17.78	(-0.8)
2, Leonid Voloshin	URS	17.75	(1.0)
3, Mike Conley	USA	17.62	(0.4)
4, Vasilij Sokov	URS	17.28	(-0.4)
5, Tord Henriksson	SWE	17.12	(0.5)
6, Brian Wellman	BER	16.98	(-0.5)
7, Yoelvis Quesada	CUB	16.94	(-0.4)
8, Georges Sainte-Rose	FRA	16.92	(-0.2)
9, Ralf Jaros GER 16.76 (-2.1); 10, Oleg Denishchik URS 16.61 (-0.3); 11, Norifumi Yamashita JPN 16.26 (-0.4); 12, Andrzej Grabarczyk POL 16.23 (-0.2)			

Series	1	2	3	4	5	6
Harrison	x	17.78	17.41	17.59	x	17.53
Voloshin	x	17.59	17.75	17.53	x	x
Conley	x	17.62	x	15.38	x	17.61
Sokov	17.22	17.28	x	16.92	16.07	x
Henriksson	17.12	x	x	x	16.14	x
Wellman	16.98	16.57	16.09	16.46	x	16.40
Quesada	16.75	16.78	16.94	15.40	16.40	x
Sainte-Rose	16.92	x	16.52	x	x	16.21

Kenny Harrison went one better than Willie Banks in 1983 by winning over the crowd and taking the gold medal. The enthusiastic crowd needed little encouragement and clapped every move of the jumpers. Harrison, drawn seventh in the final, managed to attract a little extra support and opened his account in the final with a foul close to 18 metres. In the second round, he got it right with 17.78 into a headwind. Harrison further delighted the crowd by performing a back-flip when the distance was announced.

This proved to be good enough for victory, although Voloshin got close with 17.75 at the start of the third round. The Soviet jumper was lucky: not only did he enjoy a following wind of 1.0, he also came perilously close to marking the plasticine. The bronze medal went to Conley, drawn to jump last as in Rome.

Qualifying round (16.95 or top 12 to final) (Aug 25)

Group A qualifiers: Sokov 17.16 (0.5); Quesada 17.13 (1.4); Harrison 17.08 (1.6); Sainte-Rose 17.07 (1.1); Wellman 17.02 (-0.3); Denishchik 16.92 (-0.2); Grabarczyk 16.88 (0.9)

Non-qualifiers: John Herbert GBR 16.79 (0.4); Khristo Markov BUL 16.67 (0.4); Jan Cado TCH 16.58 (0.0); Lotfi Khaïda ALG 16.54 (1.3); Zou Sixin CHN 16.35 (0.6); Marios Hadjiandreou CYP 16.04 (0.9); Santiago Moreno ESP 16.04w (2.3) & 15.93 (0.6); Paul Nioze SEY 15.72 (0.8); Lucian Stea ROM 15.27 (-0.4); François Reteno GAB 14.43 (-0.7); Eugene Koranteng GHA NM; Khalid Ahmed Mousa SUD DNS

Group B qualifiers: Voloshin 17.29 (0.2); Henriksson 17.07 (0.6); Conley 16.98 (0.8); Yamashita 16.88 (0.5); Jaros 16.88 (0.2)

Non-qualifiers: Eugeniusz Bedeniczuk POL 16.76 (0.2); Frank Rutherford BAH 16.74 (0.3); Chen Yanping CHN 16.70 (16.70); Edrick Floreal CAN 16.68 (0.9); Serge Hélan FRA 16.51 (-0.2); Pierre Camara FRA 16.49 (-0.8); Don Parish USA 16.45 (0.3); Galin Georgiev BUL 16.18 (0.5); Anisio Silva BRA 16.18 (1.2); Rogel Nachum ISR 15.90 (0.9); Toussaint Rabenala MAD 15.82 (-0.6); 17, Benjamin Koech KEN 15.74 (15.74); Jerome Romain DMA 15.49 (1.0); Lindford Castillo BIZ 13.93 (0.6)

Stuttgart 1993

Final (Aug 16)

1, Mike Conley	USA	17.86	(0.3)
2, Leonid Voloshin	RUS	17.65	(0.0)
3, Jonathan Edwards	GBR	17.44	(0.1)
4, Ralf Jaros	GER	17.34	(0.1)
5, Pierre Camara	FRA	17.28	(0.5)
6, Denis Kapustin	RUS	17.19	(0.6)
7, Anisio Silva	BRA	17.19	(0.2)
8, Brian Wellman	BER	17.12	(0.0)
9, Serge Hélan FRA 17.09 (1.1); 10, Kenny Harrison USA 17.06 (0.5); 11, Jerome Romain DMA 16.98 (0.1); 12, Yoelbi Quesada CUB 16.77 (-0.1); 13, Oleg Denishchik BLR 16.61 (0.2)			

Series	1	2	3	4	5	6
Conley	x	17.21	17.70	16.23	17.86	17.77
Voloshin	17.48	x	x	x	x	17.65
Edwards	x	17.24	x	17.31	17.44	x
Jaros	16.77	x	17.34	x	x	17.00
Camara	17.28	16.60	x	17.08	17.13	17.15
Kapustin	17.01	17.19	x	16.20	x	16.75
Silva	17.19	x	15.00	15.15	x	16.95
Wellman	17.00	17.12	x	17.01	x	16.90

Having filled positions 4-2-3 at the first three World Championships, Conley – now the Olympic Champion – finally became a World Champion. He did so not with his traditional last-round surge, his 17.70 in the third would have been good enough to win. A foul of close to 18m by Voloshin spurred the American to 17.86 in the fifth.

“The crowd helped a lot, I felt like I was at home,” said Conley. “Now all I have to do is pick out the colour of the car,” he added, referring to the Mercedes he was about to collect.

Qualifying round (17.10 or top 12 to final) (Aug 15)

Group A qualifiers: Jaros 17.18 (1.2); Silva 17.05 (0.2); Quesada 17.02 (0.6); Edwards 16.98 (0.7); Hélan 16.97 (0.6); Harrison 16.95 (0.3)

Non-qualifiers: Rogel Nachum ISR 16.86 (0.5); Vasilij Sokov RUS 16.85 (-1.0); Reggie Jones USA 16.83 (1.3); Toussaint Rabenala MAD 16.81 (0.1); Francis Agyepong GBR 16.46 (-0.2); Parvek Griqonyan ARM 16.35 (-0.5); Volker Mai GER 16.33 (-0.3); Zolt Czingler HUN 16.32 (0.4); Andrius Raizgys LTU 16.05 (-0.2); Marjuz Abdallah Al-Yoha KUW 16.04 (0.4); Igor Lapshin BLR 15.87 (-1.4); Park Min-Soo KOR 15.93 (-1.0); Frank Rutherford BAH 15.86 (-1.2); Lotfi Khaïda ALG 15.77 (0.2); Tord Henriksson SWE 15.67 (-0.2); Sergio Arzamasov KAZ 15.40 (-0.2); Olive Fifta TGA NM

Group B qualifiers: Conley 17.39 (0.8); Voloshin 17.34 (0.0); Camara 17.19 (-0.1); Kapustin 17.09 (-2.2); Denishchik 16.88 (-1.5); Wellman 16.87 (0.4); Romain 16.87 (-0.6)

Non-qualifiers: Mária Bruzhiks LAT 16.85 (-0.2); Georges Sainte-Rose FRA 16.84 (0.1); Edrick Floreal CAN 16.84 (0.8); Vladimir Inozemtsev UKR 16.84 (0.3); Daniel Osorio CUB 16.78 (-0.5); Tosi Fasino GER 16.71 (0.4); Oleg Sakirkin KAZ 16.64 (1.0); Milan Mikuláš TCH 16.59 (-0.6); Armen Martirosyan ARM 16.50 (-0.2); Vasil Asadov AZE 16.43 (0.2); Karsten Richter GER 16.13 (-0.2); Khristo Markov BUL 16.11 (0.2); Gyula Pálóczi HUN 15.89 (-0.8); Banaras Khan PAK 15.46 (0.0); Zou Sixin CHN NM

Gothenburg 1995

Final (Aug 7)

1, Jonathan Edwards	GBR	18.29wR	(1.3)
2, Brian Wellman	BER	17.62w	(2.7)
3, Jerome Romain	DMA	17.59w	(2.1)
4, Yoelbi Quesada	CUB	17.59w	(2.6)

5,	Yoel García	CUB	17.16	(1.2)
6,	James Beckford	JAM	17.13w	(2.5)
7,	Mike Conley	USA	16.96w	(3.6)
8,	Galin Georgiev	BUL	16.93	(-0.2)

Legal bests:

Wellman	17.31	(0.6)
Romain	17.36	(1.8)
Quesada	17.19	(1.3)
Beckford	None	
Conley	16.77	(0.5)

9, Tord Henniksson SWE 16.92 (0.1); 10, Māris Bruziks LAT 16.80 (1.4); 11, Rogel Nachum ISR 16.69 (1.7); 12, Sergey Arzamasov KAZ 16.68 (0.8)

Series	1	2	3	4	5	6
Edwards	18.16	18.29	-	-	17.49	-
Wellman	x	x	17.31	17.62w	x	x
Romain	17.36	17.59w	17.25	17.18	x	x
Quesada	17.19	x	x	x	x	17.59w
García	16.90	17.18	x	x	-	x
Beckford	x	17.13w	x	-	-	-
Conley	x	16.96w	16.77	-	x	x
Georgiev	16.93	x	x	16.79	x	x

Four times in 1995, Jonathan Edwards had exceeded 18m but on each occasion the wind was over the allowable limit for record purposes. He did manage to improve the world record to 17.98 at Salamanca on July 18. There was great anticipation to see if he could finally beat the 18m barrier, legally, in Gothenburg.

Normally one has to wait for confirmation from the scoreboard to see if a world record has been set in a field event. This was not the case after the first jump in the final by the 29 year-old Briton. His hop, skip and jump took him to a place in the sand further than the end of the yellow marker board, which itself was longer than 18m. The wind was legal and the distance 18.16, a world record by a handsome margin. There was room for improvement; Edwards had a few centimetres to spare on take-off and lost a few more in the sand. His second attempt was better, and clearly even further. It was 18.29 or a quarter of an inch further than 60 feet. No-one else had ever set consecutive world triple jump records in the same series; Edwards was the first man to set three world records in one season.

The contest for the silver and bronze was between Wellman, Romain and Quesada. The Dominican held second place with 17.59w until the cut, then was displaced by the Bermudan and his 17.62w in round 4. Quesada was possibly further in the fifth but fouled. The Cuban finished with 17.59w, but lost the bronze to Romain on their next best jumps, 17.36 to 17.19. Edwards's only other effort was 17.49 in the fifth.

"If I never come within half a metre again, I'll have no complaints," said Edwards. Biomechanical analysis of his record jumps showed that the 18.16 comprised thirds of 6.12, 5.19 and 6.85. The 18.29 was made up of a 6.05 hop, 5.22 step and 7.02 jump. It was the jump phase where Edwards was gaining the most distance over his rivals.

The analysis showed that the Briton was significantly faster than other finalists in his last strides, achieved a near-ideal angle of take-off, and maintained superior velocity throughout the three phases of the triple jump.

Qualifying round (17.10 or top 12 to final) (Aug 5)

Group A qualifiers: Edwards 17.46 (1.4); Quesada 17.26 (1.2); Bruziks 16.95 (0.8); Nachum 16.71 (1.7)

Non-qualifiers: Armen Martirosyan ARM 16.60w (2.7); Ndabezinhle Mdhlongwa ZIM 16.53 (1.9); Georges Sainte-Rose FRA 16.52w (2.8); Audrius Raizgis LTU 16.40 (2.0); Andrew Murphy AUS 16.37 (-0.1); Denis Kapustin RUS 16.32 (-0.8); Karim Sassi TUN 16.26 (0.9); Arne Holm SWE 15.94 (0.1); Aleksey Fatanov AZE 15.77 (0.4); Paul Nioze SEY 15.71 (1.8); Festus Igbinghene NGR 15.68 (-1.6); Edward Manderson CAY 15.50 (1.2); Xavier Montane AND 15.04 (1.6); Leonard Cobb USA 14.90 (1.1); Oleg Sakirkin KAZ, Jacek Butkiewicz POL, Anisio Silva BRA & Saleem Al-Ahmedi KSA NM

Group B qualifiers: Romain 17.48 (1.6); Wellman 17.44w (2.3); Arzamasov 17.27 (1.6); García 16.98 (-0.1); Henniksson 16.94 (0.5); Beckford 16.92 (1.3); Conley 16.80 (0.9); Georgiev 16.80 (0.8)

Non-qualifiers: Francis Ageypong GBR 16.58 (0.9); Jacob Katonon KEN 16.55 (1.5); LaMark Carter USA 16.51 (-1.2); Lars Hedman SWE 16.43 (1.2); Frank

Rutherford BAH 16.38 (1.7); Serge Hélan FRA 15.91 (0.1); Julio López ESP 15.80 (-0.1); Daniel Flores HON 14.92w (2.1) & 14.76 (0.5); Kawan Lovelace BIZ, Vasif Asadov AZE, Zsolt Czingerler HUN & Marios Hadjiandreou CYP NM; Zeng Lizhi CHN NM; Francis Doodoo GHA DNS

Athens 1997**Final (Aug 8)**

1,	Yoelbi Quesada	CUB	17.85	(0.9)
2,	Jonathan Edwards	GBR	17.69	(0.3)
3,	Aliecer Urrutia	CUB	17.64	(0.0)
4,	Denis Kapustin	RUS	17.59	(-0.2)
5,	Brian Wellman	BER	17.22	(0.0)
6,	Jerome Romain	DMA	17.17	(-0.4)
7,	Hristos Meletoglou	GRE	17.12	(-0.2)
8,	Andrew Owusu	GHA	17.11	(0.4)

9, Kenny Harrison USA 17.05 (-1.6); 10, Serge Hélan FRA 16.97 (-0.6); 11, Charles Friedek GER 16.86 (0.0); 12, Armen Martirosyan ARM 16.70 (-0.2)

Series	1	2	3	4	5	6
Quesada	17.60	17.85	17.60	x	-	-
Edwards	17.33	x	16.80	17.66	17.57	17.69
Urrutia	17.23	17.64	17.25	15.67	-	x
Kapustin	x	x	17.29	17.19	17.59	x
Wellman	x	17.22	16.90	x	-	x
Romain	16.75	17.17	16.85	16.87	16.62	16.63
Meletoglou	16.75	x	17.12	x	16.48	16.85
Owusu	17.11	16.74	15.33	-	16.82	16.38

Seventh in 1991, twelfth in 1993 and fourth in 1995 (with the same distance as the third placed athlete), Quesada finally not only made it to the medal podium but scored a momentous victory over Edwards. The Cuban set the standard with a 17.60 opener and in the second round he delivered a national record of 17.85 which was to prove the longest jump in the world that year. Considering he was competing for the first time since bruising a heel several weeks earlier, Edwards' performance was commendable (overtaking world indoor record holder Urrutia to place second with 17.69), but he was unhappy. "That's the first time I've gone to a major championships and not felt I've done myself justice. Silver's better than nothing but not much." However, he fared much better than his Olympic conqueror of the previous year, Harrison, who failed to make the cut in ninth place.

Qualifying Round (17.00 or top 12 to final) (Aug 6)

Group A qualifiers: Quesada 17.47 (0.5); Edwards 17.28 (0.4); Harrison 17.11 (-1.0); Meletoglou 17.04 (-0.3); Romain 17.03 (0.6); Friedek 16.98 (-2.0); Wellman 16.84 (0.8)

Non-qualifiers: Yoel García CUB 16.79 (0.7); Nikolay Raev BUL 16.72 (0.4); Andrey Kurennoy RUS 16.59 (1.3); Zoran Djurdjević YUG 16.49 (0.2); Ketill Hanstveit NOR 16.45 (0.8); Avi Tayari ISR 16.45 (1.9); Tibor Ordina HUN 16.38 (1.2); Sergei Arzamasov KAZ 16.37 (0.7); Georges Sainte-Rose FRA 16.32 (0.8); Volodymyr Kravchenko UKR 16.24 (0.7); Audrius Raizgis LTU 16.21 (0.6); Xavier Montané AND 14.58 (0.8); Aleksandr Tumanov TKM NM

Group B qualifiers: Urrutia CUB 17.11 (0.0); Owusu GHA 17.05 (0.3); Hélan FRA 17.01 (0.1); Martirosyan ARM 16.98 (0.7); Kapustin RUS 16.96 (0.0)

Non-qualifiers: Francis Ageypong GBR 16.83 (0.4); Raúl Chapado ESP 16.80 (1.5); Robert Howard USA 16.63 (0.6); Rostislav Dimitrov BUL 16.62 (0.3); Ndabezinhle Mdhlongwa ZIM 16.56 (0.2); Vasily Sokov RUS 16.42 (0.2); Māris Bruziks LAT 16.35 (-0.5); Oluyemi Sule NGR 16.16 (0.9); Yevgeniy Petin UZB 16.13 (0.0); Yuriy Osipenko UKR 16.13 (0.8); Zsolt Czingerler HUN 16.04 (-0.8); Paul Nioze SEY 15.79 (0.7); Paolo Camossi ITA NM; Majed Jabbar IRQ NM; Lao Jianfeng CHN DNS

Seville 1999**Final (Aug 25)**

1,	Charles Friedek	GER	17.59	(1.9)
2,	Rostislav Dimitrov	BUL	17.49	(1.4)
3,	Jonathan Edwards	GBR	17.48	(0.4)
4,	Andrew Murphy	AUS	17.32	(1.7)
5,	Paolo Camossi	ITA	17.29	(1.5)
6,	LaMark Carter	USA	17.10	(0.2)
7,	Jérôme Romain	FRA	17.10	(-0.2)
8,	Jiří Kuntoš	CZE	17.00	(1.8)

9, Denis Kapustin RUS 16.89 (1.7); 10, Yoelbi Quesada CUB 16.88 (0.4); 11, Larry Achike GBR 16.59 (1.4); 12, Vasily Sokov RUS 16.53 (0.8)

Series	1	2	3	4	5	6
Friedek	17.19	x		17.59	x	-
Dimitrov	17.49	17.28	x	x	17.04	16.79
Edwards	x	17.48	15.06	16.84	16.52	16.94
Murphy	16.22	16.99	17.17	x	x	17.32
Camossi	16.80	x	17.29	x	17.18	15.63
Carter	16.61	16.65	17.01	16.52	16.98	17.10
Romain	16.30	16.59	17.10	16.79	16.59	14.51
Kuntoš	16.43	x	17.00	x	16.89	x

Most athletes would be happy to come away from the World Championships with any medal but for Edwards his bronze was "a complete disaster." As he remarked, "I couldn't envisage not winning."

After he had led the qualifiers with 17.30, taking off from behind the entire board, it was no surprise when Dimitrov opened with a personal best of 17.49 in the final. Edwards fell just a centimetre short of that in round 2 but both were overtaken in the fourth round when Friedek followed a 17.19 opener, and two big but invalid efforts, with a personal best equalling 17.59. It was the German's third big triumph within a year, having won at the World Cup and World Indoors.

Qualifying round (17.00 or top 12 to final) (Aug 23)

Group A qualifiers: Quesada 16.88 (-0.1); Camossi 16.79 (0.1); Kapustin 16.73 (0.0); Kuntoš 16.70 (-0.6)

Non-qualifiers: Julian Golley GBR 16.68 (-0.2); Ionuț Pungă ROU 16.67 (0.2); Desmond Hunt USA 16.66 (0.1); Ketill Hanstveit NOR 16.59 (-0.2); Michael Calvo CUB 16.54 (-0.5); Brian Wellman BER 16.45 (0.1); Sergey Arzamasov KAZ 16.32 (-0.3); Von Ware USA 16.30 (0.2); Kenny Boudine FRA 16.19 (-0.3); Raúl Chapado ESP 15.98 (0.0); Sergey Bochkov AZE 15.91 (0.1); Audrius Raizygys LTU 15.76 (0.6); Remmy Limo KEN 15.68 (-0.6); Vitaliy Kolpakov UKR 15.64 (-0.4); Johan Meriluoto FIN 15.59 (0.2); Zsolt Czinger HUN NM

Group B qualifiers: Dimitrov 17.30 (1.0); Edwards 17.28 (-0.3); Friedek 17.16 (1.0); Romain 17.10 (0.0); Carter 17.01 (0.1); Murphy 17.00 (-0.3); Achike 16.96 (0.9); Sokov 16.85 (0.7)

Non-qualifiers: Rogel Nachum ISR 16.68 (-0.4); Armen Martirosyan ARM 16.67 (0.1); Andrew Owusu GHA 16.63 (-0.6); Oleg Sakirkin KAZ 16.58 (0.6); Yoel Garcia CUB 16.56 (-0.1); Zoran Djurdjević YUG 16.52 (0.4); Vyacheslav Taranov RUS 16.45 (0.0); Mohamed Hamimid FRA 16.37 (0.1); Hristos Melétoglou GRE 16.37 (-0.7); Saleem Al-Ahmedi KSA 16.24 (0.1); Gable Garenamotse BOT 15.53 (0.7)

Edmonton 2001

Final (Aug 6)

1, Jonathan Edwards	GBR	17.92	(0.7)
2, Christian Olsson	SWE	17.47	(1.2)
3, Igor Spasovkhodskiy	RUS	17.44	(0.9)
4, Yoel García	CUB	17.40	(1.2)
5, Walter Davis	USA	17.20	(0.3)
6, Brian Wellman	BER	16.81	(-1.3)
7, Larry Achike	GBR	16.79	(0.8)
8, Rostislav Dimitrov	BUL	16.72w	(2.4)

Legal best:

Dimitrov 16.70 (0.0)

9, Phillips Idowu GBR 16.60 (0.3); 10, Johan Meriluoto FIN 16.54 (1.1); 11, Paolo Camossi ITA 16.18 (-1.7); 12, Kónstantinos Zalagitis GRE 16.13 (1.6)

Series	1	2	3	4	5	6
Edwards	16.84	x	17.92	x	-	x
Olsson	13.99	17.28	17.47	-	16.96	-
Spasovkhodskiy	16.79w	16.69	16.37	16.89	17.44	16.88
García	17.06	17.40	17.06	17.23	17.22	17.34
Davis	17.20	17.18	17.05	14.43	16.60	16.92
Wellman	15.69	16.81	16.39	x	-	-
Achike	16.75	16.67	16.79	16.77	15.48	16.74
Dimitrov	16.24	16.50	16.70	16.72w	x	16.47

World record holder Edwards flirted with disaster in the qualifying round, needing three attempts to produce a decent jump. He clicked in the final to regain his world title after six years. In round 2, the Briton leapt around 17.90, but his jump was a foul by a margin of 60mm. By the end of that round, Edwards was fourth at 16.84 behind Olsson (17.47), García (17.40), and Davis (17.20).

With his third try, Edwards went even further than his foul and this time he had 7.8cm to spare on the board. His jump of 17.92 (17.99 from take-off) was the world's furthest since 1998 and comprised elements of 5.97, 5.43 and 6.52. In the fifth round, Spasovkhodskiy (17.44) overtook García for the bronze.

Qualifying round (17.10 or top 12 to final) (Aug 4)

Group A qualifiers: Davis 17.22 (0.7); Olsson 17.11 (-1.8); García 17.02 (-1.9); Camossi 16.89 (-0.2); Meriluoto 16.76 (-0.1); Idowu 16.74 (0.2); Zalagitis 16.64 (0.9)

Non-qualifiers: Aleksandr Glavatskiy BLR 16.56 (0.1); Andrew Murphy USA 16.46 (0.5); Vasily Sokov UZB 16.26 (0.5); Sergey Bochkov AZE 16.19 (-1.1); Avi Tayari ISR 16.06 (0.2); Ionuț Pungă ROU NM; Arnis Filet FRA DNS

Group B qualifiers: Edwards 17.46 (-0.2); Achike 17.15 (0.7); Spasovkhodskiy 16.91 (-0.5); Dimitrov 16.90 (0.9); Wellman 16.78 (-)

Non-qualifiers: Marian Oprea ROU 16.62 (1.2); LaMark Carter USA 16.60 (0.3); Karl Taillepierre FRA 16.58 (-0.4); Takanonri Sugibayashi JPN 16.47 (-0.1); Hristos Melétoglou GRE 16.26 (-0.1); Sergey Arzamasov KAZ 15.87 (1.7); Thomas Moede GER 15.83 (-0.1); Shawn Peters CAN 15.58 (0.3); Robert Howard USA 15.57 (-0.6); Jadel Gregório BRA DNS

Paris 2003

Final (Aug 25)

1, Christian Olsson	SWE	17.72	(-0.3)
2, Yoandri Betanzos	CUB	17.28	(0.2)
3, Leevan Sands	BAH	17.26	(-0.4)
4, David Girat	CUB	17.23	(0.1)
5, Jadel Gregório	BRA	17.11	(0.2)
6, Kenta Bell	USA	17.08	(0.0)
7, Hristos Melétoglou	GRE	16.92	(1.2)
8, Andrew Owusu	GHA	16.86	(0.0)

9, Yoelbi Quesada CUB 16.84 (-0.1); 10, Iyavloy Rusenov BUL 16.66 (0.1); 11, Aleksandr Glavatskiy BLR 16.40 (-0.3); 12, Jonathan Edwards GBR 16.31 (0.3)

Series	1	2	3	4	5	6
Olsson	17.72	17.52	17.50	17.52	17.34	15.33
Betanzos	17.28	16.94	x	17.23	x	x
Sands	16.74	17.15	17.26	16.95	17.02	17.21
Girat	17.06	x	x	16.82	16.50	17.23
Gregório	16.51	16.73	17.11	14.89	16.69	16.998
Bell	16.85	17.08	16.89	x	16.69	16.90
Melétoglou	16.92	16.54	16.35	16.86	16.87	16.77
Owusu	16.34	16.86	16.60	x	-	-

Since Edmonton, Olsson had supplanted Edwards as the world's best. After qualifying with 16.94, the defending champion announced that the final would be his last ever competition.

Edwards opened with just 14.06, having aborted his third phase. Two jumpers later, Olsson soared out to a Swedish outdoor record of 17.72 (components of 6.08, 5.28 and 6.36). Betanzos started with 17.28. These two efforts would secure gold and silver. Olsson's next four tries (17.52, 17.50, 17.52 & 17.34) were all better than anyone else. Meanwhile, Sands moved into third place and just managed to stay ahead of junior star Girat, who could not reproduce his qualifying leap of 17.31. Edwards (16.31 in round 2) passed his final try and so ended his career in 12th place.

Qualifying round (16.95 or top 12 to final) (Aug 23)

Group A qualifiers: Girat 17.31 (-0.2); Edwards 16.94 (-0.1); Owusu 16.88 (0.5); Gregório 16.82 (0.9); Sands 16.78 (0.3); Rusenov 16.71 (0.4); Glavatskiy 16.71 (0.7)

Non-qualifiers: Walter Davis USA 16.60 (0.3); Marian Oprea ROU 16.55 (0.4); Igor Spasovkhodskiy RUS 16.45 (-0.3); Allen Simms USA 16.42 (1.1); Olivier Sanou BUR 16.23 (0.7)

Group B qualifiers: Olsson 17.56 (-0.2); Betanzos 17.03 (0.4); Quesada 16.97 (1.2); Bell 16.95 (1.1); Melétoglou 16.80 (0.7)

Non-qualifiers: Fabrizio Donato ITA 16.63 (1.1); Julien Kapek FRA 16.62 (0.9); Dmitriy Valyukevich BLR 16.59 (0.9); Takanonri Sugibayashi JPN 16.53 (1.1); Vitaliy Moskalenko RUS 16.52 (0.3); Saleem Moulded Al-Ahmedi KSA 14.66 (0.2) & Sergey Bochkov AZE

Helsinki 2005

Final (Aug 11)

1, Walter Davis	USA	17.57	(0.3)
2, Yoandri Betanzos	CUB	17.42	(0.4)
3, Marian Oprea	ROU	17.40	(2.0)
4, Leevan Sands	BAH	17.39w	(2.3)
5, Karl Taillepierre	FRA	17.27	(2.0)

6, Jadel Gregório	BRA	17.20	(0.0)
7, Kenta Bell	USA	17.11	(2.0)
8, David Girat	CUB	17.09	(0.7)

Legal best:

Sands	17.30	(0.0)
-------	-------	-------

9, Viktor Yastrebow UKR 16.90w (2.3) & 16.82 (1.8); 10, Dmitrij Vafukevič SVK 16.79w (2.8); 11, Momchil Karailiev BUL 16.70w (2.2) & 16.69 (1.0); 12, Anders Møller DEN 16.16w (2.7) & 15.55 (1.9)

Series	1	2	3	4	5	6
Davis	17.22w	16.84w	17.57	17.03	-	x
Betanzos	15.67w	17.03	17.01	17.42	15.09	17.42
Oprea	17.15	16.81	17.22	x	x	17.40
Sands	17.11	17.39w	17.18	x	17.30	x
Taillepiere	17.01	17.27	17.15	17.06w	16.75w	17.19
Gregório	17.11w	x	16.91	17.20	x	16.18
Bell	16.58	16.95w	17.11	x	16.81	x
Girat	17.09	x	15.82	16.48	x	x

With reigning champion Olsson out for the season, Oprea and Gregório were tipped as possible winners. Betanzos led the qualifiers at 17.40w, with Britain's Nathan Douglas (17.64 a month earlier) the most notable non-qualifier. Oprea led the final early on with 17.15, with Davis (17.22w) eclipsing him by the end of round one. The lead was taken in consecutive jumps in the next round by the surprising Taillepiere (17.27) and then Sands (17.39w). Oprea moved ahead of Davis in the next round with 17.22, but the American, who had been behind the board on his 17.22w, then responded with 17.57. Betanzos moved past Sands with 17.42, a jump he repeated in the final round, to hold off Oprea's final effort of 17.40 for the silver medal. Davis's 17.57 (6.25 hop, 5.30 step and 6.02 jump) was the shortest winning effort since the first World Championships, and marked the second global win in the Helsinki stadium by a Walter Davis, the other being the 1952 Olympic Champion at high jump.

Qualifying round (17.00 or top 12 to final) (Aug 10)

Group A qualifiers: Betanzos 17.40w (4.2); Sands 17.21 (1.6); Davis 17.08 (0.6); Oprea 16.81 (1.7); Møller 16.69 (1.3); Vafukevič 16.68w (2.7) & 15.70 (1.1); Taillepiere 16.67 (1.9); Yastrebow 16.66 (0.2)

Non-qualifiers: Nelson Évora POR 16.60 (1.8); Viktor Gushchinskiy RUS 16.39 (1.3); Danila Burkenya RUS 16.35 (0.8); Kazuyoshi Ishikawa JPN 16.33w (2.3) & 16.09 (1.1); Johan Meriluoto FIN 16.01 (0.8); Konstadinos Zalaggitis GRE 15.72 (-1.4); Michael Vetter BEL NM

Group B qualifiers: Gregório 17.20 (1.8); Karailiev 16.73 (1.1); Bell 16.72 (1.1); Girat 16.71 (0.3)

Non-qualifiers: Allen Simms PUR 16.63 (0.5); Nathan Douglas GBR 16.53w (2.8); Igor Spasovkhodskiy RUS 16.45 (1.8); Tareq Bougtaib MAR 16.38 (1.4); Mykola Savolaynen UKR 16.35 (1.9); Hristos Melétoglou GRE 16.35 (-0.8); Paolo Camossi ITA 16.23 (0.1); Randy Lewis GRN 16.11 (0.2); Charles Michael Friedek GER 15.75 (-2.4)

Osaka 2007**Final (Aug 27)**

1, Nelson Évora	POR	17.74	(1.4)
2, Jadel Gregório	BRA	17.59	(0.3)
3, Walter Davis	USA	17.33	(1.0)
4, Osniel Tosca	CUB	17.32	(1.1)
5, Aarik Wilson	USA	17.31	(0.6)
6, Phillips Idowu	GBR	17.09	(-0.9)
7, David Girat	CUB	16.91	(0.7)
8, Alexander Martínez	SUI	16.85	(1.3)

9, Kim Deok-Hyung KOR 16.71 (1.1); 10, Aleksandr Petrenko RUS 16.66 (0.8); 11, Zhong Minwei CHN 16.66 (1.5); 12, Dimitrios Tsiámis GRE 16.59 (-1.1)

Series	1	2	3	4	5	6
Évora	17.41	x	17.74	-	x	17.39
Gregório	16.68	17.00	x	15.09	17.59	17.28
Davis	17.33	x	x	x	17.22	x
Tosca	16.71	x	17.32	x	17.20	17.27
Idowu	16.63	17.07	16.66	16.88	16.85	17.09
Wilson	16.89	17.21	x	15.35	17.07	17.31
Girat	16.91	16.49	x	x	-	-
Martínez	16.77	16.30	16.85	16.24	15.86	13.95

Évora made a clear statement of intent in the opening round, reaching out to 17.41, and only reigning champion Davis could get close with 17.33. His countryman Wilson reached 17.21 in an otherwise quiet sec-

ond round. Tosca opened round three with 17.32, to be followed immediately by Évora's national record of 17.74 comprising an exceptional 6.37 hop followed by a 5.36 step and 6.01 jump. That put a damper on the competition until Gregório moved up from sixth place with his excellent 17.59 in the penultimate round.

Wilson and Évora were the only jumpers to get past 17.30 in the final round. Évora became the first Portuguese male athlete to win an outdoor World Championship gold.

Qualifying round (17.10 or top 12 to final) (Aug 25)

Group A qualifiers: Évora 17.22 (0.2); Gregório 17.10 (-0.3); Davis 17.10 (-0.1); Petrenko 17.05 (-0.1); Tosca 16.74 (-0.4); Martínez 16.71 (-0.1); Zhong 16.69 (-0.2)

Non-qualifiers: Dmitrij Vafukevič SVK 16.65 (-0.4); Li Yanxi CHN 16.57 (-0.1); Viktor Yastrebow UKR 16.57 (0.0); Julien Kapek FRA 16.55 (0.4); Anders Møller DEN 16.39 (0.2); Renjith Maheswary IND 16.38 (0.6); Konstadinos Zalaggitis GRE 16.26 (-0.1); Kenta Bell USA 16.22 (-0.1); Takanoji Sugiyabashi JPN 16.21 (0.7); Ndiss Kaba Badji SEN DNS

Group B qualifiers: Idowu 17.07 (-0.1); Wilson 17.06 (0.1); Girat 17.06 (-0.1); Kim 16.78 (-0.3); Tsiámis 16.74 (0.0)

Non-qualifiers: Gu Junjie CHN 16.58 (-0.3); Mykola Savolaynen UKR 16.58 (-0.3); Lawrence Willis USA 16.55 (-0.4); Yoandris Betanzos CUB 16.54 (0.0); Leevan Sands BAH 16.53 (-0.2); Anton Andersson SWE 16.48 (-0.1); Danil Burkenya RUS 16.47 (-0.2); Tarik Bougtaib MAR 16.45 (0.2); Jefferson Sabino BRA 16.34 (-0.1); Hugo Mamba-Schlick CMR 16.24 (-0.1); Fabrizio Donato ITA 16.20 (0.3); Leonardo dos Santos BRA 15.74 (-0.1)

Berlin 2009**Final (Aug 18)**

1, Phillips Idowu	GBR	17.73	(0.0)
2, Nelson Évora	POR	17.55	(0.1)
3, Alexis Copello	CUB	17.36	(-0.1)
4, Leevan Sands	BAH	17.32	(-0.5)
5, David Girat	CUB	17.26	(0.0)
6, Li Yanxi	CHN	17.23	(1.1)
7, Igor Spasovkhodskiy	RUS	16.91	(-0.3)
8, Jadel Gregório	BRA	16.89	(-0.1)

9, Momchil Karailiev BUL 16.82 (0.3); 10, Nathan Douglas GBR 16.79 (-0.1); 11, Teddy Tamgho FRA 16.79 (-0.6); 12, Dmitrij Vafukevič SVK 16.54 (0.3)

Series	1	2	3	4	5	6
Idowu	17.51	17.44	17.73	x	x	x
Évora	17.54	x	17.38	x	17.33	17.55
Copello	17.06	17.19	14.82	x	17.04	17.36
Sands	17.20	17.08	16.96	17.05	17.32	16.99
Girat	17.26	17.18	x	17.19	17.01	17.06
Li	16.95	16.92	14.23	17.23	x	16.75
Spasovkhodskiy	16.73	16.91	14.66	14.75	16.37	x
Gregório	x	16.89	16.84	16.70	x	x

Reigning champion Évora opened with a fine 17.54, then Idowu responded with 17.51 from way (29.8cm) behind the board. The Briton then took the lead with 17.73, an outdoor lifetime best and with "just" 20cm to spare. Behind the top two, Sands had equalled his seasonal best of 17.20 set in the qualifying, but was headed by Girat's 17.26. In the fourth round, Li jumped 17.23 to move into fourth, and Copello had a foul of around 17.70. Sands improved to third in round five with 17.32, but was ultimately overtaken by Copello's 17.36. Évora finished respectably with his best jump of the day, 17.55, so Idowu did not need to take his final effort though was officially shown as having no-jumped due to the lateness of that decision.

Unfortunately, phase measurements were not taken for the triple jump at these championships.

Qualifying round (17.15 or top 12 to final) (Aug 16)

Group A qualifiers: Idowu 17.32 (0.3); Sands 17.20 (-0.4); Girat 17.15 (-0.2); Karailiev 17.07 (0.0); Spasovkhodskiy 17.02 (0.1); Douglas 17.00 (0.0); Vafukevič 16.96 (-0.8)

Non-qualifiers: Larry Achike GBR 16.94 (0.3); Fabrizio Schembri ITA 16.88 (-0.4); Yoandris Betanzos CUB 16.77 (0.0); Dmitriy Detsuk BLR 16.58 (0.3); Kim Deok-Hyung KOR 16.58 (-0.2); Yevgen Semenenko UKR 16.54 (0.2); Julian Reid JAM 16.49 (0.7); Jefferson Sabino BRA 16.34 (-0.6); Samry Laine HA 16.34 (0.0); Kentia Bell USA 16.32 (0.0); Mohamed Yousef Al-Sahabi BRN 16.05 (0.2); Vladimir Letnicov MDA 15.88 (0.0); Fabrizio Donato ITA 15.81 (0.0); Andrés Capellán ESP 15.80 (-0.5); Charles Michael Friedek GER NM

Group B qualifiers: Évora 17.44 (0.6); Li 17.27 (0.9); Tamgho 17.11 (0.2); Gregório 17.06 (0.8); Copello 16.99 (0.2)

Men's Triple Jump									
National Placings:									
	1	2	3	4	5	6	7	8	Points
URS	-	1	1	1	2	-	-	-	24
SWE	1	1	-	-	1	1	-	-	22
FRA	1	-	-	-	2	-	2	2	22
POR	1	1	-	-	1	-	-	-	19
BER	-	1	-	-	1	2	-	1	18
BAH	-	-	1	2	-	-	1	-	18
BUL	1	1	-	-	-	-	-	2	17
BRA	-	1	-	-	1	1	1	1	17
GER	1	-	-	1	-	-	1	-	15
POL	1	-	-	-	1	-	-	-	12
DMA	-	-	1	-	-	1	-	-	9
NGR	-	-	1	-	-	1	-	-	9
ROU	-	-	1	-	-	1	-	-	9
TCH	-	-	-	-	1	1	-	-	7
AUS	-	-	-	1	-	-	-	-	5
ITA	-	-	-	-	1	-	-	1	5
GRE	-	-	-	-	-	-	2	-	4
CHN	-	-	-	-	-	1	-	-	3
JAM	-	-	-	-	-	1	-	-	3
HUN	-	-	-	-	-	-	1	-	2
GHA	-	-	-	-	-	-	-	2	2
CZE	-	-	-	-	-	-	-	1	1
SUI	-	-	-	-	-	-	-	1	1
Totals	14	14	14	14	14	14	14	14	504

Shot Put

Helsinki 1983

Final (Aug 7)

1, Edward Sarul	POL	21.39
2, Ulf Timmermann	GDR	21.16
3, Remigius Machura	TCH	20.98
4, Dave Laut	USA	20.60
5, Jānis Bojārs	URS	20.32
6, Udo Beyer	GDR	20.09
7, Alessandro Andrei	ITA	20.07
8, Aulis Akonniemi	FIN	19.85

9, Vladimir Milić YUG 19.71; 10, Mike Lehmann USA 19.69; 11, Josef Kubes TCH 19.67; 12, Ivan Ivančić YUG 19.52

Series	1	2	3	4	5	6
Sarul	21.04	20.74	x	x	20.34	21.39
Timmermann	19.61	20.06	20.45	20.87	21.16	x
Machura	20.26	x	x	20.74	x	20.98
Laut	20.60	20.32	x	x	x	x
Bojars	19.55	19.77	20.06	20.32	19.98	x
Beyer	20.08	20.09	x	20.07	x	x
Andrei	19.80	18.65	20.07	19.61	x	19.30
Akonniemi	19.85	18.83	x	x	x	x

The biggest upset of the first day of the first World Championships came in the men's shot. Udo Beyer – who raised the world record to 22.22 in June – finished only sixth, and the other big favourite, Laut, also ended up without a medal. The title went to the man who ranked third on the 1983 world lists, but this still came as a surprise.

The 24 year-old Sarul started positively with 21.04. This held the lead until Timmermann – the GDR number 2 – put 21.16 at the end of the fifth round. In the sixth, Beyer did not complete his attempt and showed he had been nursing an injury to his right hamstring. Sarul and Timmermann were the final two throwers in the contest. The Pole dramatically regained the lead with 21.39 on his last throw. The GDR athlete followed with a no-throw clearly below that of the leader.

Qualifying round (20.00 or top 12 to final) (Aug 7)

Group A qualifiers: Laut 21.08; Machura 20.67; Timmermann 20.10; Bojars 20.04; Milić 19.66; Akonniemi 19.65; Andrei 19.57

Non-qualifiers: Bishop Dolegiewicz CAN 18.68; Ahmed Kamel Shatta EGY 16.73; Adnan Hore SYR NM

Group B qualifiers: Sarul 20.82; Beyer 20.29; Lehmann 19.88; Ivančić 19.74; Kubes 19.73

Non-qualifiers: Kevin Atkins USA 19.48; Erwin Weitzl AUT 19.23; Werner Günthör SUI 19.18; Bruno Pauletto CAN 18.32; Sergey Smirnov URS 18.03

Rome 1987

Final (Aug 29)

1, Werner Günthör	SUI	22.23
2, Alessandro Andrei	ITA	21.88
3, John Brenner	USA	21.75
4, Remigius Machura	TCH	21.39
5, Ulf Timmermann	GDR	21.35
6, Udo Beyer	GDR	21.13
7, Klaus Bodenmüller	AUT	20.41
8, Sergey Gavryushin	URS	20.15

9, Vyacheslav Lykko URS 19.98; 10, Gert Weil CHI 19.71; 11, Karsten Stolz FRG 19.22; 12, Helmut Krieger POL 19.15

Series	1	2	3	4	5	6
Günthör	21.63	21.19	20.88	22.12	20.67	22.23
Andrei	21.12	x	21.17	x	21.88	21.76
Brenner	x	21.75	21.14	x	19.91	21.18
Machura	21.15	x	21.39	x	x	21.25
Timmermann	20.80	21.22	21.28	21.35	x	21.05
Beyer	21.13	x	x	21.02	x	20.39
Bodenmüller	19.30	20.41	x	18.74	x	19.52
Gavryushin	19.99	19.83	x	x	20.15	x

Alessandro Andrei, who had just raised the world record to 22.91, was under great pressure to win gold for Italy on what was the opening day of the championships. The Italian policeman set a championship record in the qualifying round, but this was broken in the first round of the final when European Champion Günthör put 21.63. Andrei, throwing next, managed 21.12 to hold fourth place. Brenner took over in round 2 with the longest put ever in an Olympic or World Championship, 21.75. In the third, Andrei improved to 21.17, but had slipped to fifth.

Günthör regained the lead with a massive 22.12 in round 4. Andrei then also reached 22m, but his put was a clear foul. The Italian recovered to take second place with 21.88 in the fifth. As Günthör prepared for his final throw he was loudly whistled by the crowd, keen to show their support for Andrei. The giant Swiss responded with another improvement – 22.23. Remigius Machura found 21.39 – same as the winning distance in Helsinki – insufficient for a medal.

Günthör's medal was later stolen from his Rome hotel room, but he was issued with a replacement by the IAAF.

Qualifying round (20.40 or top 12 to final) (Aug 29)

Group A qualifiers: Andrei 21.57; Timmermann 21.11; Lykko 20.99; Günthör 20.66; Krieger 19.73; Stolz 19.69

Non-qualifiers: Gregg Tafrales USA 19.62; Georgi Todorov BUL 19.43; Ron Backes USA 19.34; Dimitris Koutsoukis GRE 19.05; Jan Sagedal NOR DNS

Group B qualifiers: Beyer 20.95; Brenner 20.28; Machura 20.27; Bodenmüller 19.96; Gavryushin 19.96; Weil 19.76

Non-qualifiers: Udo Gelhausen FRG 19.10; Janne Ronkainen FIN 18.36; Lars Sundin SWE 17.25; Arne Pedersen NOR DNS

Tokyo 1991

Final (Aug 31)

1, Werner Günthör	SUI	21.67
2, Lars Arvid Nilsen	NOR	20.75
3, Aleksandr Klymenko	URS	20.34
4, Sven Buder	GER	20.10
5, Sergey Nikolayev	URS	19.98
6, Kent Larsson	SWE	19.92
7, Dragan Perić	YUG	19.83
8, Ron Backes	USA	19.34

9, Gert Weil CHI 19.30; 10, Paul Edwards GBR 18.91; 11, Alessandro Andrei ITA 18.73; Georg Andersen NOR DQ (20.81)

Series	1	2	3	4	5	6
Günthör	21.61	x	20.56	21.01	21.47	21.67
Nilsen	20.34	20.19	20.04	20.64	20.75	20.45
Klymenko	20.00	20.24	20.34	20.03	20.14	x
Buder	19.76	20.00	19.76	19.88	20.10	19.80
Nikolayev	19.58	x	19.98	x	x	19.93
Larsson	19.84	19.92	19.64	19.48	19.84	x
Perić	19.69	19.83	x	x	x	19.57
Backes	19.34	x	19.22			
[Andersen	20.61	x	20.81	20.75	20.74	x]

Since his Rome triumph, Günthör had to undergo surgery to his lower back which threatened to end his career. His did not put the shot at all in 1990, and actually competed in bobsleigh for Switzerland. He resumed athletics training in October 1990 and made a triumphant return in 1991, remaining unbeaten for the entire year.

In Tokyo, he duplicated his feat of 1987 by saving his furthest throw for last, though his opener of 21.61 was easily better than anyone else. The silver and bronze went to Norway ... initially. After the championships it was revealed that Andersen had failed a doping control test in July. He was stripped of the silver and the medals were redistributed.

Qualifying round (19.60 or top 12 to final) (Aug 30)

Group A qualifiers: Günthör 20.97; Nikolayev 20.16; Nilsen 19.79; Weil 19.51; Buder 19.44; Edwards 19.28; Perić 19.21

Non-qualifiers: Gheorghe Guşet ROU 18.55; Luc Viudes FRA 18.43; C J Hunter USA 17.97; Sören Tallhem SWE NM

Group B qualifiers: Klymenko 19.79; Larsson 19.20; Backes 19.05; Andrei 19.00; Andersen DQ (20.41) (Qualified for final but disqualified in retrospect)

Non-qualifiers: Jan Sagedal NOR 18.05; Petur Gudmundsson ISL 18.51; Karel Sula TCH 18.30; Kalman Konya GER 18.26; Khaled Sulim Al Khalid KSA 16.38; Lim Chee Wee BRU 13.49; Dimitris Koutsoukis GRE NM

Stuttgart 1993

Final (Aug 21)

1,	Werner Günthör	SUI	21.97
2,	Randy Barnes	USA	21.80
3,	Aleksandr Bagach	UKR	20.40
4,	Yevgeniy Palchikov	RUS	20.05
5,	Dragan Perić	IWP	19.95
6,	Gert Weil	CHI	19.95
7,	Sven Buder	GER	19.74
8,	Jonny Reinhardt	GER	19.53

9, Kevin Toth USA 19.52; 10, Kent Larsson SWE 19.12; 11, Manuel Martinez ESP 19.03; Mike Stulce USA DQ (r40.1) (20.94)

Series	1	2	3	4	5	6
Günthör	21.97	21.55	21.59	20.94	20.67	20.51
Barnes	21.02	21.15	21.80	x	x	21.80
Bagach	19.99	20.10	20.40	x	x	x
Palchikov	20.05	19.43	x	x	19.52	x
Perić	19.95	x	x	x	19.82	x
Weil	19.95	x	19.63	x	x	x
Buder	19.61	19.74	19.55	x	19.66	19.69
Reinhardt	19.17	19.30	19.53			
[Stulce]	20.94	20.59	x	x	x	20.58]

Günthör came back from a disappointing fourth place at the Olympic Games to claim a third world title. He did so emphatically, producing a world-leading 21.97 with his first attempt. The Swiss giant was pushed by the world record holder Barnes, who was returning from a two-year doping suspension. He had two marks of 21.80. The winner announced that he would retire at the end of the year.

For the second consecutive World Championships, a medallist failed a doping control test. This time it was Olympic Champion Mike Stulce, who had been in third place from his opening round put of 20.94.

Qualifying round (20.00 or top 12 to final) (Aug 20)

Group A qualifiers: Barnes 20.21; Palchikov 19.91; Buder 19.88; Toth 19.63; Larsson 19.56; Weil 19.52

Non-qualifiers: Aleksandr Klymenko UKR 19.37; Markus Koistinen FIN 19.29; Courtney Ireland NZL 19.08; Gheorghe Guşet ROU 18.95; Sergey Rubtsov KAZ 18.84; Jenő Kóczyán HUN 18.45; Chima Ugwu NGR 18.19; Klaus Bodenmüller AUT 18.07; Paul Quirke IRL 17.05; Jaime Comandari ESA 14.97

Group B qualifiers: Günthör 20.56; Stulce 20.53 (Qualified for final but disqualified in retrospect); Bagach 19.89; Perić 19.77; Reinhardt 19.76; Martínez 19.53

Non-qualifiers: Antero Paljakka FIN 19.31; Aleksandr Klimov BLR 19.07; Paul Edwards GBR 19.00; Paolo Dal Soglio ITA 18.68; Andrey Nemchaninov UKR 18.28; Sergey Kot UZB 18.22; Mika Halvari FIN 18.19; Merab Kurashvili GEO 18.18; Petur Gudmundsson ISL 18.11; Dashdende Makhshari MGL 14.87

2,	Mika Halvari	FIN	20.93
3,	Randy Barnes	USA	20.41
4,	Aleksandr Bagach	UKR	20.38
5,	Brent Noon	USA	20.13
6,	Oliver-Sven Buder	GER	20.11
7,	Roman Virastyuk	UKR	19.66
8,	Dmitriy Goncharuk	BLR	19.38

9, Paolo Dal Soglio ITA 19.38; 10, Markus Koistinen FIN 19.34; 11, Bilal Saad Mubarak QAT 18.56; 12, Aleksandr Klimenko UKR 18.26

Series	1	2	3	4	5	6
Godina	21.47	20.54	19.82	19.26	19.97	-
Halvari	20.22	x	20.19	20.33	20.93	20.35
Barnes	19.47	20.22	20.41	x	x	x
Bagach	20.38	20.23	20.27	20.28	x	20.16
Noon	20.13	19.19	x	19.59	x	20.01
Buder	20.11	x	20.04	x	19.45	x
Virastyuk	19.66	18.94	19.13	x	x	x
Goncharuk	19.38	19.21	19.30	19.22	x	x

Godina, who had qualified for the discus final earlier in the day, won with his first put and was never seriously challenged. In fact, nine of the 12 finalists produced their best put of the day in the opening round. One of those who did improve was Halvari, who went from fourth to silver in round 4. Barnes also improved to take the bronze, but could not get near the 21.30 he had achieved in qualifying.

"It was a quick moment of optimism, followed by a long period of pessimism," said Godina of his winning put.

Qualifying round (19.80 or top 12 to final) (Aug 8)

Group A qualifiers: Halvari 20.40; Noon 19.84; Virastyuk 19.74; Klymenko 19.22

Non-qualifiers: Saulius Kleiza LTU 18.99; Georg Andersen NOR 18.84; Arsi Harju FIN 18.79; Alessandro Andrei ITA 18.74; Kent Larsson SWE 18.73; Yojer Medina VEN 18.58; Thorsten Herbrand GER 18.30; Mark Proctor GBR 18.08; Corrado Fantini ITA 17.89; Miroslav Menc CZE 17.54; Oakland Salavea ASA 12.80; Petur Gudmundsson ISL DNS

Group B qualifiers: Barnes 21.30; Bagach 20.62; Godina 19.99; Buder 19.91; Koistinen 19.88; Dal Soglio 19.47; Mubarak 19.01; Goncharuk 19.00

Non-qualifiers: Jonny Reinhardt GER 18.89; Sergey Rubtsov KAZ 18.81; Manuel Martínez ESP 18.50; Henrik Wennberg SWE 18.38; Christian Nebl AUT 18.33; Sergey Kot UZB 17.03; Aufata Faleata SAM 11.04; Konstantinos Kollias GRE NM

Athens 1997

Final (Aug 2)

1,	John Godina	USA	21.44
2,	Oliver-Sven Buder	GER	21.24
3,	CJ Hunter	USA	20.33
4,	Yuriy Belonog	UKR	20.26
5,	Mika Halvari	FIN	20.13
6,	Roman Virastyuk	UKR	20.12
7,	Kevin Toth	USA	20.02
8,	Michael Mertens	GER	19.91

9, Paulo Dal Soglio ITA 19.77; 10, Burger Lambrechts RSA 19.39; 11, Saulius Kleiza LTU 18.25; Aleksandr Bagach UKR DQ (r40.1) (21.47)

Series	1	2	3	4	5	6
Godina	21.24	21.39	21.44	21.19	21.20	x
Buder	20.79	20.18	20.41	21.05	x	21.24
Hunter	20.22	20.30	x	x	x	20.33
Belonog	x	20.22	x	20.26	-	-
Halvari	x	20.13	x	x	x	x
Virastyuk	20.00	20.01	20.12	x	x	x
Toth	19.50	20.02	x	x	x	x
Mertens	19.82	19.91	19.86			
[Bagach]	20.55	20.60	21.47	21.10	21.21	20.90]

After finishing a despondent fourth in the US trials, Godina must have felt the season was destined to be a write-off. A lifeline was thrown in the form of the IAAF decision to invite 1995 world champions to defend their titles without reference to team selection, but the contest in Athens was a frustrating experience for the American. Although he spun to well over 21m on all five of his valid puts he fell 3cm short of the third-round 21.47 by Bagach. As in the Olympics he had to settle for silver ... until, five days later, came the news that the Ukrainian had tested positive for the stimulant, ephedrine, resulting in a public warning and disqualification from the competition. That meant his \$60,000 first prize and the title went instead to Godina.

Gothenburg 1995

Final (Aug 9)

1,	John Godina	USA	21.47
----	-------------	-----	-------

Qualifying Round (19.80 or top 12 to Final) (Aug 2)

Group A qualifiers: Godina 21.10; Halvari 20.10; Lambrechts 19.91; Mertens 19.88; Bagach DQ (r40.1) (20.56) (Qualified for final but disqualified in retrospect)

Non-qualifiers: Randy Barnes USA 19.51; Arsi Harju FIN 19.43; Corrado Fantini ITA 19.30; Miroslav Menc CZE 19.23; Brad Snyder CAN 18.94; Viktor Bulat BLR 18.61; Kjell Ove Hauge NOR 18.37; Sergey Rubtsov KAZ 18.16; Chima Ugwu NGR 18.00; Mark Proctor GBR 17.99; Milan Haborak SVK 17.85; Alexios Leonidis GRE 17.77

Group B qualifiers: Buder 20.53; Belonog 20.31; Virastyuk 20.13; Hunter 20.05; Toth 19.99; Dal Soglio 19.93; Kleiza 19.71

Non-qualifiers: Manuel Martínez ESP 19.61; Bilal Mubarak QAT 19.08; Dragan Perić YUG 19.05; Stevimir Erecogovac CRO 19.00; Yoger Medina VEN 18.92; Dimitry Goncharuk BLR 18.60; Shaun Pickering GBR 18.10; Vyacheslav Lykho RUS 18.04; Faaea Talelemotu NMI 13.96

Seville 1999**Final (Aug 21)**

1,	CJ Hunter	USA	21.79
2,	Oliver-Sven Buder	GER	21.42
3,	Aleksandr Bagach	UKR	21.26
4,	Audy Bloom	USA	20.95
5,	Yuriy Belonog	UKR	20.60
6,	Dragan Perić	YUG	20.35
7,	John Godina	USA	20.35
8,	Ville Tiisanoja	FIN	19.93
9,	Burger Lambrechts RSA 19.29; 10, Saulius Kleiza LTU 19.01; Kevin Toth USA NM; Arsi Harju FIN NM		

Series	1	2	3	4	5	6
Hunter	20.62	x	20.65	x	21.09	21.79
Buder	20.60	21.03	20.88	21.42	x	20.47
Bagach	20.60	21.00	x	x	x	21.26
Bloom	20.05	20.61	20.95	x	x	20.35
Belonog	20.60	x	x	20337	x	x
Perić	x	20.35	x	x	20.01	x
Godina	x	20.35	x	x	x	x
Tiisanoja	19.93	19.60	19.46	19.87	x	x

At the age of 33 Buder must have felt a global title was his at last, 14 years after becoming European Junior Champion. Fourth in 1991 and silver medalist behind Godina at the last World Championships, the German took the lead with 21.03 in round 2 (with Bagach at 21.00) and a fourth round outdoor personal best of 21.42 appeared to have sewn it up, particularly as Godina fouled everything except one paltry effort of 20.35. However, the 1997 bronze medalist Hunter – who had a throw of at least 21.50 in round 4 ruled a foul – moved into second place with 21.09 before blasting out a timely lifetime best of 21.79 at his final attempt.

Qualifying round (20.00 or top 12 to final) (Aug 21)

Group A qualifiers: Godina 20.69; Buder 20.50; Belonog 20.47; Harju 20.16; Bloom 20.07; Lambrechts 19.93; Kleiza 19.83

Non-qualifiers: Roman Virastyuk UKR 19.73; Mark Proctor GBR 19.63; Paolo Dal Soglio ITA 19.48; Gunnar Pflingsten GER 19.47; Pavol Pankúch SVK 19.37; Shakti Singh IND 18.58; Mihalis Louka CYP 18.54

Group B qualifiers: Toth 20.52; Hunter 20.36; Perić 20.27; Bagach 20.12; Tiisanoja 19.87

Non-qualifiers: Mika Halvari FIN 19.61; Gheorghe Gușet ROU 19.46; Michael Mertens GER 19.37; Janus Robertts RSA 19.37; Joachim Olsen DEN 19.13; Fernando Alves POR 18.98; Andrey Mikhnevich BLR 18.93; Váios Tiggas GRE 18.50; Milan Haborák SVK 18.37

Edmonton 2001**Final (Aug 4)**

1,	John Godina	USA	21.87
2,	Adam Nelson	USA	21.24
3,	Arsi Harju	FIN	20.93
4,	Manuel Martínez	ESP	20.91
5,	Dragan Perić	YUG	20.91
6,	Yuriy Belonog	UKR	20.83
7,	Conny Karlsson	FIN	20.78
8,	Brad Snyder	CAN	20.63
9,	Ville Tiisanoja FIN 20.45; 10, Joachim B. Olsen DEN 20.38; 11, Janus Robertts RSA 20.18; Andrey Mikhnevich BLR DQ (r40.1) (20.42)		

Series	1	2	3	4	5	6
Godina	21.87	21.80	x	x	x	x
Nelson	19.92	20.86	20.19	21.24	x	x
Harju	20.28	20.01	20.59	20.93	20.10	20.79
Martinez	20.78	x	x	20.91	x	x
Perić	20.91	x	20.67	x	x	x
Belonog	20.56	20.74	x	20.83	20.83	x
Karlsson	20.07	x	20.67	x	x	x
Snyder	20.63	x	x	x	x	20.34

As usual the qualifying round was on the morning of the first day, with the final eight-and-a-half hours later. There was a considerable change in fortunes between the two rounds. South African Janus Roberts "won" with 21.26 in the morning, but managed only 20.16 in the evening for last place. Conversely, the American duo of Godina and Nelson performed moderately in qualifying yet finished first and second in the final. Godina therefore won a third world gold, and did so with some style, reaching 21.87 and 21.80 in the first two rounds. He said he would celebrate by doing his laundry.

Qualifying round (20.45 or top 12 to final) (Aug 4)

Group A qualifiers: Godina 20.52; Martínez 20.50; Snyder 20.47; Tiisanoja 20.14

Non-qualifiers: Petr Stehlik CZ 19.68; Pavel Chumachenko RUS 19.35; Dimitry Goncharuk BLR 19.27; John Davis USA 19.11; Oliver-Sven Buder GER 18.89; Mikuláš Konopka SVK 18.89; Jimmy Nordin SWE 18.85; Marco Antonio Verni CHI 18.85; Yves Niaré FRA 18.71; Ivan Yemelyanov MDA 18.06; Mark Proctor GBR 17.75

Group B qualifiers: Robertts 21.26; Belonog 20.72; Belonog 20.46; Perić 20.43; Harju 20.39; Olsen 20.32; Nelson 20.13; Mikhnevich DQ (r40.1) (20.31) (Qualified for final but disqualified in retrospect)

Non-qualifiers: Paolo Dal Soglio ITA 19.80; Gheorghe Gușet ROU 19.74; Milan Haborák SVK 19.52; Ralf Bartels GER 19.41; Gjoran Sorli NOR 18.89; Justin Anlezark AUS 18.70; Yoger Medina VEN 17.76

Paris 2003**Final (Aug 23)**

1,	Andrey Mikhnevich	BLR	21.69
2,	Adam Nelson	USA	21.26
3,	Yuriy Belonog	UKR	21.10
4,	Justin Anlezark	AUS	20.61
5,	Ralf Bartels	GER	20.50
6,	Tepa Reinikainen	FIN	20.45
7,	Ville Tiisanoja	FIN	20.09
8,	John Godina	USA	19.84
9,	Roman Virastyuk UKR 19.61; 10, Brad Snyder CAN 19.38; Kevin Toth USA DQ (r40.8) (20.89); Joachim B. Olsen DEN DNS		

Series	1	2	3	4	5	6
Mikhnevich	21.24	21.69	21.36	21.45	x	21.44
Nelson	20.00	x	x	21.26	20.65	20.53
Belonog	x	20.82	21.10	20.95	x	20.72
Anlezark	19.42	19.90	20.05	19.24	20.61	20.26
Bartels	20.22	20.50	20.25	19.80	20.04	x
Reinikainen	20.23	20.28	20.45	x	x	20.15
Tiisanoja	20.09	19.94	x	19.91	19.66	19.88
Godina	x	19.84	x			
[Toth	20.89	x	x	x	x	x]

The gold went to a man who had been suspended for a doping violation at the corresponding competition two years earlier. Mikhnevich was originally 10th in Edmonton 2001, but that result was annulled. His suspension ended on August 4, 2003, and on August 8 in Minsk he put a personal best 21.66.

Godina had the best qualifying put of 21.08, but his sparkling World Championship record dimmed in the final. His first two throws left him in ninth place (prior to Toth's disqualification) and the third was ruled a foul and so the American was eliminated. Meanwhile, Mikhnevich had started with 21.24. In the second round he glided his shot near the right edge of the sector and towards to the championship record marker. It landed at 21.69 and he followed up with 21.36. At that point Nelson was eighth, then in the fourth round he improved to 21.26, good enough for a repeat of his Edmonton silver. "I am absolutely stunned that I am the world champion," said Mikhnevich, whose final three efforts were 21.45, foul and 21.44.

Qualifying round (20.45 or top 12 to final) (Aug 23)

Group A qualifiers: Belonog 20.84; Nelson 20.23; Olsen 20.14; Bartels 20.06
Non-qualifiers: Milan Haborák SVK 19.95; Pavel Lyzhyn BLR 19.84; Petr Stehlik CZE 19.70; Gheorghe Guşet ROU 19.61; Carl Myerscough GBR 19.51; Petr Chumachenko RUS 19.51; Yuriy Belov BLR 19.32; Marco Verni CHI 19.24; Conny Karlsson FIN 19.17; Janus Robberts RSA 19.02; Zsolt Biber HUN 18.99; Reese Hoffa USA NM

Group B qualifiers: Godina 21.08; Mikhnevich 20.89; Reinikainen 20.55; Tiisanoja 20.37; Anlezark 20.28; Virastyuk 20.28; Snyder 20.10

Non-qualifiers: Manuel Martínez ESP 19.78; Dragan Perić SCG 19.55; Miran Vodovnik SLO 19.23; Rutger Smith NED 19.02; Pavel Sofin RUS 18.66; Yuriy Parkhomenko UKR 18.25; Toth DQ (r40.8) (20.39); Chima Ugwu NGR DNS

Helsinki 2005**Final (Aug 6)**

1,	Adam Nelson	USA	21.73
2,	Rutger Smith	NED	21.29
3,	Ralf Bartels	GER	20.99
4,	Christian Cantwell	USA	20.87
5,	Joachim B. Olsen	DEN	20.73
6,	Ville Tiisanoja	FIN	20.57
7,	Tomasz Majewski	POL	20.23
8,	Tepa Reinikainen	FIN	20.09
9,	Mikulaš Konopka SVK	19.72;	10, Carl Myerscough GBR 19.67; Yuriy Belonog UKR DQ (r40.8) (20.89); Andrei Mikhnevich BLR DQ (r40.1) (20.74)

Series	1	2	3	4	5	6
Nelson	21.73	21.28	21.68	x	21.04	x
Smith	21.29	21.04	21.23	20.87	x	20.66
Bartels	20.30	x	20.61	20.77	20.53	20.99
Cantwell	20.87	x	x	x	20.57	x
Olsen	20.13	20.73	x	20.49	19.68	x
Tiisanoja	18.29	19.95	20.57	20.04	20.15	x
Majewski	20.08	x	20.23			
Reinikainen	19.69	20.09	19.31			
[Belonog	20.89	x	20.32	20.42	20.81	x]
[Mikhnevich	20.73	20.43	20.72	x	20.36	20.74]

The 2005 leader with 22.20, and three-time world champion, Godina failed to qualify after losing 5Kg because of a stomach virus, which followed four separate injuries. The mantle of favourite fell on Cantwell who led the morning qualifiers with 21.11, but Cantwell had a miserable final, managing 20.87 for fifth place and producing just one other legal effort. The opening round was notable, first for 2000 world junior champion Smith's 21.29, and then Nelson's 21.73. Smith managed another 21m effort (21.04) in the next round, while Nelson's four legal efforts were all over 21m, with 21.68 the best supporting effort. The relatively diminutive (1.81/115Kg) American had twice been runner-up in both the worlds and Olympics, so this was a particularly sweet triumph – "I lost my first big championship [in 2000] to the great Finnish shot putter Arsi Harju, and now I reach the top here in Finland, so I have come full circle."

In April 2013, the IAAF confirmed adverse findings from a re-test of the doping control sample which Ukraine's Yuriy Belonog had given after finishing first at the Athens Olympics one year earlier. He was suspended for two years to 2015, but more significantly all of his results from between August 2004 & August 2006 were disqualified. Included in this span were his Olympic gold and fourth place in Helsinki.

The following month, the IAAF reported that re-tests of sample from Helsinki had shown adverse findings for former champion Mikhnevich, an athlete who had already been disqualified for failing a drugs test at the 2001 World Championships. In July 2013 he was banned for life by the IAAF, who wiped out all his results from Helsinki 2005 and beyond.

Qualifying round (20.25 or top 12 to final) (Aug 6)

Group A qualifiers: Cantwell 21.11; Olsen 20.85; Nelson 20.35; Reinikainen 20.19; Majewski 20.12; Myerscough 20.07; Mikhnevich DQ (r40.1) (20.54) (Qualified for final but disqualified in retrospect)

Non-qualifiers: Gheorghe Guşet ROU 19.83; Manuel Martínez ESP 19.55; Petr Stehlik CZE 19.48; Miran Vodovnik SLO 19.28; Ivan Yushkov RUS 18.98; Marco Verni CHI 18.60; Dorian Scott JAM 18.33; Shaka Sola SAM NM

Group B qualifiers: Bartels 20.56; Konopka 20.39; Smith 20.26; Tiisanoja 20.18; Belonog DQ (r40.8) (20.21);

Non-qualifiers: Khalid Habash Al-Suwaidi QAT 19.72; Anton Lyuboslavskiy RUS 19.56; John Godina USA 19.54; Dragan Perić SCG 19.46; Taavi Peetre EST 19.20; Yuri Belov BLR 19.16; Hamza Aličić BIH 18.77; Edis Elkasević CRO 18.59; Pavel Lizhin BLR & Janus Robberts RSA NM

Osaka 2007**Final (Aug 25)**

1,	Reese Hoffa	USA	22.04
2,	Adam Nelson	USA	21.61
3,	Rutger Smith	NED	21.13
4,	Tomasz Majewski	POL	20.87
5,	Miran Vodovnik	SLO	20.67
6,	Ralf Bartels	GER	20.45
7,	Yuri Belov	BLR	20.34
8,	Dylan Armstrong	CAN	20.23
9,	Pavel Sofin RUS 19.62; Dorian Scott JAM & Joachim Olsen DEN NM; Andrei Mikhnevich BLR DQ (r40.8) (21.27)		

Series	1	2	3	4	5	6
Hoffa	21.81	21.64	22.04	x	21.92	21.58
Nelson	21.47	21.61	x	x	x	x
Smith	20.90	21.13	20.90	x	x	x
Majewski	20.35	x	20.37	20.41	20.07	20.87
Vodovnik	19.85	20.42	x	20.67	20.25	x
Bartels	20.02	20.34	x	20.40	20.45	20.09
Belov	20.34	x	x	x	x	20.34
Armstrong	20.22	20.23	19.94			
[Mikhnevich	19.97	21.27	20.88	20.75	20.61	x]

Having thrown 22.43 three weeks earlier, Hoffa was the hot favourite, particularly as the number two American Cantwell hadn't made the US team, and defending champion Nelson had only thrown further than 21m once all season. Hoffa opened the final with 21.81, and Nelson responded two throws later with 21.47. The duel continued in the next round, with Hoffa putting 21.64, while Nelson improved to 21.61. Both Smith and Mikhnevich had their best throws of the evening in that second round. Thereafter it was Hoffa's show, as he threw 22.04, and supported his best mark with 21.92 and 21.58, averaging a shade under 21.80 for his night's work.

Mikhnevich was later disqualified as noted in the report for Helsinki 2005, so the bronze went instead to Smith.

Qualifying round (20.20 or top 12 to final) (Aug 25)

Group A qualifiers: Nelson 20.81; Olsen 20.62; Belov 20.26; Majewski 20.25; Scott 20.01

Non-qualifiers: Anton Luboslavskiy RUS 19.91; Yves Niaré FRA 19.62; Milan Haborák SVK & Mika Vasara FIN 19.55; Pavel Lyzhyn BLR 19.45; Navpreet Singh IND 19.35; Sultan Abdulmalek Al-Hebshi KSA 19.20; Germán Lauro ARG 19.19; Marco Antonio Verni CHI 18.68; Noah Bryant USA 18.58; Antonin Žalský CZE 18.50; Ivan Emilianov MDA; Peter Sack GER & Hamza Aličić BIH NM

Group B qualifiers: Smith 21.04; Hoffa 20.89; Bartels 20.33; Armstrong 20.07; Vodovnik 19.97; Sofin 19.92; Mikhnevich DQ (r40.8) (20.23) (Qualified for final but disqualified in retrospect)

Non-qualifiers: Scott Martin AUS 19.81; Mikulaš Konopka SVK 19.63; Petr Stehlik CZE 19.51; Robert Häggblom FIN 19.29; Måris Urtans LAT 19.17; Khalid Habash Al-Suwaidi QAT 19.09; Neđžad Mulabegović CRO 18.69; Milan Jotanović SRB 18.57; Chang Ming-Huang TPE 18.53; Daniel Taylor USA 18.45; Satoshi Hatase JPN 17.71; Lajos Kürthy HUN 17.56; Manuel Martínez ESP NM

Berlin 2009**Final (Aug 15)**

1,	Christian Cantwell	USA	22.03
2,	Tomasz Majewski	POL	21.91
3,	Ralf Bartels	GER	21.37
4,	Reese Hoffa	USA	21.28
5,	Adam Nelson	USA	21.11
6,	Pavel Lyzhyn	BLR	20.98
7,	Miroslav Vodovnik	SLO	20.50
8,	Hamza Aličić	BIH	20.00
9,	Pavel Sofin RUS 19.89; 11, Carl Myerscough GBR 18.42; Peter Sack GER NM; Andrei Mikhnevich DQ (r40.8) (20.74)		

Series	1	2	3	4	5	6
Cantwell	21.54	20.72	21.03	21.21	22.03	-
Majewski	21.36	21.19	20.80	21.68	21.91	21.18
Bartels	20.35	20.18	21.37	20.80	20.94	21.20
Hoffa	21.02	x	20.95	21.14	20.97	21.28
Nelson	21.11	20.93	x	x	x	x
Lyzhyn	x	20.98	x	x	x	x
Vodovnik	19.60	19.50	20.50	x	19.82	20.14
Alić	20.00	x	19.80			
[Mikhnevich	20.34	20.31	20.62	20.74	20.54	x]

Cantwell set a difficult target in the final with his opening throw of 21.54, and Majewski responded with 21.36. Nelson (21.11) and Hoffa also went beyond 21 with their openers. There were no changes until Bartels moved into second place in round three with 21.37. Majewski took back the lead in round four with 21.68 and progressed to 21.91 in the next round.

Cantwell finally clicked and launched the shot out to 22.03 to win his first world outdoor title after a pair of indoor golds. Only Werner Günthör (22.23 in 1987) had ever thrown further in the World Championships. Of the top eight, four were rotational throwers (the Americans and Vodovnik) and four were traditional O'Brien technique throwers. For the first time in World Championship history, a man put beyond 20m and did not qualify for the final.

Qualifying round (20.30 or top 12 to final) (Aug 15)

Group A qualifiers: Majewski 21.19; Lyzhyn 20.72; Cantwell 20.63; Nelson 20.50; Vodovnik 20.22; Sack 20.20; Sofiyin 20.16; Alić 20.10

Non-qualifiers: Sultan Abdulmajeed Al-Hebski KSA 20.04; Justin Anlezark AUS 19.94; Māris Urtāns LAT 19.89; Dylan Armstrong CAN 19.86; Carlos Véliz CUB 19.62; Nedžad Mulabegević CRO 19.15; Valeri Kokoyev RUS 19.13; Yasser Ibrahim EGY 18.69; Borja Vivas ESP 18.38; Adriatik Hoxha ALB 15.89

Group B qualifiers: Bartels 20.41; Hoffa 20.23; Myerscough 20.17; Mikhnevich DQ (r40.8) (20.65)

Non-qualifiers: Taavi Peetre EST 19.91; Marco Fortes POR 19.81; Manuel Martínez ESP 19.80; Antonin Zalsky CZE 19.77; Yuri Belov BLR 19.75; Asmir Kolašinac SRB 19.67; Lajos Kürthy HUN 19.64; Scott Martin AUS 19.52; Dan Taylor USA 19.39; Yves Niaré FRA 19.37; David Stori GER 19.19; Maksim Sidorov RUS 18.92; Georgi Ivanov BUL 18.11; Germán Lauro ARG NM

Daegu 2011

Final (Sep 2)

1, David Stori	GER	21.78
2, Dylan Armstrong	CAN	21.64
3, Christian Cantwell	USA	21.36
4, Reese Hoffa	USA	20.99
5, Marco Fortes	POR	20.83
6, Ryan Whiting	USA	20.75
7, Adam Nelson	USA	20.29
8, Tomasz Majewski	POL	20.18

9, Ralf Bartels GER 20.14; 10, Asmir Kolašinac SRB 19.84; 11, Carlos Véliz CUB 19.70; Andrei Mikhnevich BLR DQ (r40.8) (21.40)

Series	1	2	3	4	5	6
Stori	x	21.60	20.82	x	x	21.78
Armstrong	20.79	20.58	20.82	21.64	21.40	x
Cantwell	20.50	20.73	20.83	x	21.36	x
Hoffa	20.90	20.99	20.97	20.84	x	x
Fortes	20.59	x	19.36	20.83	20.25	20.04
Whiting	x	20.48	20.66	20.75	x	x
Nelson	20.29	20.14	19.73	x	20.02	x
Majewski	x	20.03	20.18			
[Mikhnevich	20.45	20.49	21.40	20.72	20.64	21.37]

The pre-Daegu rankings showed consistent Armstrong leading the world with 22.21, but with six others at 21.60 or better, the competition was very open. Stori surprisingly led the qualifiers with a lifetime best 21.50.

Hoffa was the best in the first two rounds of the final with 20.90 and 20.99, until Stori unloaded another best, this time 21.60. Mikhnevich was the first to react positively, with 21.40 in the next round. Armstrong then moved from fifth to first with 21.64, and Cantwell closed in on the medals with a fifth-round 21.36. Rising to the

occasion, the 21-year-old Stori then set his third personal best with 21.78 on the penultimate throw of the competition. Armstrong was unable to react, so Stori became the youngest winner of the event. "At the beginning of the year my plan was to be in the top six," admitted the new champion. "I really started to think about the gold medal in the last round today."

Mikhnevich was stripped of the bronze medal when his life doping ban from August 2005 was applied. He became the first athlete to be disqualified from five World Championships.

Qualifying round (20.60 or top 12 to final) (Sep 1)

Group A qualifiers: Stori 21.50; Whiting 20.77; Majewski 20.73; Bartels 20.45; Nelson 20.23; Kolašinac 20.14; Mikhnevich DQ (r40.8) (20.79) (Qualified for final in retrospect)

Non-qualifiers: Kim Christensen DEN 19.74; Jan Marcell CZE 19.51; Germán Lauro ARG 19.50; Andriy Semenov UKR 19.45; Om Prakash Singh IND 19.29; Borja Vivas ESP 18.37; Hwang In-Sung KOR 17.75

Group B qualifiers: Armstrong 21.05; Hoffa 20.96; Cantwell 20.73; Fortes 20.32; Véliz 20.24

Non-qualifiers: Marco Schmidt GER 20.06; Lajos Kürthy HUN 20.02; Maksim Sidorov RUS 19.95; Pavel Lyzhyn BLR 19.91; Hamza Alić BIH 19.70; Chang Ming-Huang TPE 19.60; Amin Nikfar IRI 19.18; Milan Jotanović SRB 18.39

Moscow 2013

Final (Aug 16)

1, David Stori	GER	21.73
2, Ryan Whiting	USA	21.57
3, Dylan Armstrong	CAN	21.34
4, Reese Hoffa	USA	21.12
5, Ladislav Prášíl	CZE	20.98
6, Tomasz Majewski	POL	20.98
7, Germán Lauro	ARG	20.40
8, Georgi Ivanov	BUL	20.39

9, Cory Martin USA 20.09; 10, Asmir Kolašinac SRB 19.96; 11, Antonin Zalsky CZE 19.54; 12, Martin Stašek CZE 19.10

Series	1	2	3	4	5	6
Stori	21.19	21.24	x	21.73	x	x
Whiting	21.57	x	21.35	21.20	x	21.22
Armstrong	20.38	21.10	20.73	20.87	21.34	20.46
Hoffa	20.59	21.12	x	20.72	20.64	x
Prasíl	20.60	20.98	20.89	20.76	20.83	20.93
Majewski	20.46	20.89	x	20.91	20.98	x
Lauro	19.69	20.26	19.23	20.40	19.360	20.06
Ivanov	20.29	x	20.39	x	20.19	x

World leader Whiting had the first throw of the final, and his effort of 21.57 would remain in the gold medal position for more than half the competition. Stori was in silver medal position with his first two throws of 21.19 and 21.24 while Hoffa and Armstrong were battling for bronze.

Whiting backed up his lead with 21.35 in the third round, but it was in the following round that the drama occurred. Stori, demonstrating his usual championship temperament, produced a massive throw and walked out of the back of the circle. The throw was judged a foul for what was thought to be a touch on the top of the board. Stori made an immediate oral protest. This was upheld by the referee on inspection of the on field video. The flag judge was quickly overruled, and the throw was measured at 21.73 to give Stori the lead. The US team made enquiries but was satisfied that an appropriate process had been followed and the correct outcome achieved.

Qualifying round (20.65 or top 12 to final) (Aug 15)

Group A qualifiers: Prášíl 20.90; Hoffa 20.42; Ivanov 20.40; Kolašinac 20.07; Zalsky 19.76

Non-qualifiers: Maksim Sidorov RUS 19.63; Orazio Cremona RSA 19.42; Marco Fortes POR 19.38; Jakub Szyzkowski POL 19.36; O'Dayne Richards JAM 19.08; Kemal Mešić BIH 18.98; Tim Nedow CAN 18.72; Marin Premeru CRO 18.71; Zack Lloyd USA 18.63

Group B qualifiers: Whiting 21.51; Majewski 20.76; Stori 20.71; Armstrong 20.39; Martin 20.18; Lauro 20.09; Stašek 20.04

Non-qualifiers: Leif Arnenhus SWE 19.53; Sultan Abdulmajeed Al-Hebski KSA 19.22; Hamza Alić BIH 19.18; Aleksandr Lesnov RUS 19.01; Borja Vivas ESP 18.97; Soslan Tsinhkov RUS 18.53; Pavel Lyzhyn BLR NM

SHOT PUT

Multiple Medalists:

4	Adam Nelson	USA	01-2, 03-2, 05-1, 07-2
3	Werner Günthör	SUI	87-1, 91-1, 93-1
	John Godina	USA	95-1, 97-1, 01-1
2	Aleksandr Bagach	UKR	93-3, 99-3
	Randy Barnes	USA	93-2, 95-3
	Oliver-Sven Buder	GER	97-2, 99-2
	C.J. Hunter	USA	97-3, 99-1
	Ralf Bartels	GER	05-3, 09-3
	Rutger Smith	NED	05-2, 07-3
	Christian Cantwell	USA	09-1, 11-3
	Dylan Armstrong	CAN	11-2, 13-3
	David Storl	GER	11-1, 13-1

Most Finals:

6	Nelson	01-2, 03-2, 05-1, 07-2, 09-5, 11-7
---	--------	------------------------------------

Most Appearances:

8	Manuel Martínez	ESP	93-11, 95-21Q, 97-12Q, 01-4, 03-14Q, 05-14Q, 07-nm/Q, 09-18Q
---	-----------------	-----	--

National Placings:

	1	2	3	4	5	6	7	8	Points
USA	7	5	4	6	2	1	3	2	164
GER	2	3	2	1	2	4	1	2	78
UKR	-	-	3	2	1	2	1	-	40
FIN	-	1	1	-	1	2	2	3	30
POL	1	1	-	1	-	1	1	1	26
SUI	3	-	-	-	-	-	-	-	24
CAN	-	1	1	-	-	-	-	2	15
URS	-	-	1	-	2	-	-	1	15
BLR	1	-	-	-	-	1	1	1	14
NED	-	1	1	-	-	-	-	-	13
TCH	-	-	1	1	-	-	-	-	11
ITA	-	1	-	-	-	-	1	-	9
YUG	-	-	-	-	1	1	1	-	9
NOR	-	1	-	-	-	-	-	-	7
SLO	-	-	-	-	1	-	1	-	6
AUS	-	-	1	-	-	-	-	-	5
ESP	-	-	1	-	-	-	-	-	5
RUS	-	-	1	-	-	-	-	-	5
CZE	-	-	-	1	-	-	-	-	4
DEN	-	-	-	1	-	-	-	-	4
IWP	-	-	-	1	-	-	-	-	4
POR	-	-	-	1	-	-	-	-	4
CHI	-	-	-	-	1	-	-	-	3
SWE	-	-	-	-	1	-	-	-	3
ARG	-	-	-	-	-	1	-	-	2
AUT	-	-	-	-	-	1	-	-	2
BIH	-	-	-	-	-	-	1	-	1
BUL	-	-	-	-	-	-	1	-	1
Totals	14	14	14	14	14	14	14	14	504

Delis and Valent leading the way. In the final it was Bugár, the European Champion, who started the best with two 67m throws.

In the second round, Huuomonen briefly went into second place before Delis got into his stride. In the fourth round, Bugár produced his third 67m+ of the series. Valent moved into third. The best finish was from Delis. In the fifth round he ignored the noise from the marathon medal ceremony to come dangerously close to the leader with 67.36. He followed this up with 66.48 but had to settle for a silver.

Qualifying round (63.00 or top 12 to final) (Aug 13)

Group A qualifiers: Delis 64.20; Valent 63.98; Kolnootchenko 63.46; Wilkins 62.58; Duginyets 62.42

Non-qualifiers: Rickard Bruch SWE 59.28; John Powell USA 58.96; Alwin Wagner FRG 58.86; Robert Gray CAN 57.92; Ioan Zamfirache ROU 57.54; Øystein Bjorbaek NOR 55.40; Vesteinn Hafsteinsson ISL 55.20; Li Weinan CHN 51.72

Group B qualifiers: Bugár 65.00; Huuomonen 63.76; Schult 62.80; Cooper 62.72; Burns 61.88; Martinež 60.92; Hjeltnes 60.10

Non-qualifiers: Konstantinos Georgakopoulos GRE 59.54; Yuriy Dumchev URS 58.84; Werner Hartmann FRG 58.48; Iosif Nagy ROU 58.34; Mohamed Naguib Hamed EGY 56.62; Adnan Hore SYR 48.34

Rome 1987

Final (Sep 4)

1,	Jürgen Schult	GDR	68.74
2,	John Powell	USA	66.22
3,	Luis Delís	CUB	66.02
4,	Rolf Danneberg	FRG	65.96
5,	Vladimir Zinchenko	URS	65.60
6,	Romas Ubartas	URS	65.50
7,	Imrich Bugár	TCH	65.32
8,	Vaclavas Kidykas	URS	63.64

9, Géja Valent TCH 61.98; 10, Bradley Cooper BAH 61.94; 11, Alois Hannecker FRG 60.98; 12, Marco Martino ITA 60.60

Series	1	2	3	4	5	6
Schult	65.80	68.74	66.18	67.36	66.74	65.94
Powell	66.22	60.42	61.48	-	-	-
Delis	63.30	64.18	x	x	65.66	66.02
Danneberg	65.14	60.92	64.30	65.42	65.96	63.80
Zinchenko	65.60	63.04	65.26	64.78	64.04	x
Ubartas	65.06	63.22	62.82	65.04	65.50	64.56
Bugar	x	63.12	65.32	62.16	x	x
Kidykas	57.78	62.30	63.64	60.22	x	x

The story of the event was not so much the winning performance of Schult – who finally lived up to his status as world record holder after a poor record at major championships – but the silver medal of Powell. The 40 year-old American became the oldest athlete to win a World Championship medal thanks to an opening throw of 66.22. Powell, two times an Olympic bronze medallist, actually led the competition until Schult threw 68.74 in round 2, the longest ever throw at a major championships. He backed this up with two more throws worthy of gold.

Delis repeated his 1983 charge. He was only seventh after four rounds but improved to fourth, then third, with his final two throws.

Qualifying round (65.00 or top 12 to final) (Sep 3)

Group A qualifiers: Delis 66.06; Danneberg 64.90; Ubartas 64.48; Powell 63.62; Bugár 62.88; Cooper 61.70

Non-qualifiers: Knut Hjeltnes NOR 61.64; Dariusz Juzyszyn POL 61.38; Stefan Fernholm SWE 61.36; Vesteinn Hafsteinsson ISL 59.32; Georgi Georgiev BUL 58.80; John Brenner USA 58.44; Patrick Jourmond FRA 57.84; Konstantinos Georgakopoulos GRE NM

Group B qualifiers: Schult 66.04; Kidykas 64.60; Zinchenko 64.30; Valent 63.66; Hannecker 63.34; Martino 62.26

Non-qualifiers: Svein Inge Valvik NOR 59.76; Lars Sundin SWE 59.44; Ray Lazdins CAN 59.18; Randy Heisler USA 59.02; Kamen Dimitrov BUL 58.90; Göran Svensson SWE NM; Werner Hartmann FRG DNS

Tokyo 1991

Final (Aug 27)

1,	Lars Riedel	GER	66.20
2,	Erik de Bruin	NED	65.82
3,	Attila Horváth	HUN	65.32
4,	Wolfgang Schmidt	GER	64.76
5,	Mike Buncic	USA	64.20

Discus Throw

Helsinki 1983

Final (Aug 14)

1,	Imrich Bugár	TCH	67.72
2,	Luis Delís	CUB	67.36
3,	Géja Valent	TCH	66.08
4,	Ari Huuomonen	FIN	65.44
5,	Jürgen Schult	GDR	64.92
6,	Georgiy Kolnootchenko	URS	64.74
7,	Juan Martínez	CUB	64.26
8,	Art Burns	USA	63.22

9, Knut Hjeltnes NOR 62.26; 10, Mac Wilkins USA 61.46; 11, Igor Duginyets URS 60.44; 12, Brad Cooper BAH 58.70

Series	1	2	3	4	5	6
Bugar	67.48	67.72	61.76	67.14	66.94	65.58
Delis	x	66.30	64.88	x	67.36	66.48
Valent	60.16	x	63.42	66.08	64.94	65.90
Huuomonen	63.66	65.44	x	64.18	64.62	63.14
Schult	63.64	60.36	x	x	64.92	62.94
Kolnootchenko	64.74	x	x	x	x	x
Martinez	64.26	60.48	61.36	61.30	x	60.96
Burns	62.76	62.38	63.22	x	x	x

The qualifying round – notable for the elimination of world record holder Yuriy Dumchev – provided a preview of the final with Bugár,

6, Jürgen Schult	GER	63.12
7, Dmitry Shevchenko	URS	62.90
8, Roberto Moya	CUB	61.44

9, Sergey Lyakhov URS 61.00; 10, Nikolay Kolev BUL 60.44; 11, Adewale Oluokoja NGR 59.44; Vasily Kaptyukh URS DNS

Series	1	2	3	4	5	6
Riedel	66.20	64.52	65.78	x	65.82	x
De Bruin	x	62.58	x	64.40	63.10	65.82
Horvath	64.36	64.38	64.66	63.72	65.20	65.32
Schmidt	63.66	61.84	60.58	64.48	64.76	60.72
Buncic	64.20	x	64.12	61.16	62.28	x
Schult	61.78	61.62	61.60	63.12	63.04	62.78
Shevchenko	62.90	61.82	62.56	x	61.96	61.60
Moya	61.44	57.98	61.16	x	58.28	59.16

The gold medal again went to a German but it was not defending champion Schult nor former world record holder Schmidt. It was a 24 year-old who was competing at his first senior championship final. Riedel was the best of the qualifiers and he went even further in the first round of the final with 66.20. The conditions were not ideal for long throws and it became obvious that this throw might well hold up for victory.

Horváth held second place until the last round, when an ecstatic de Bruin moved up from fourth spot with 65.82.

Qualifying round (64.00 or top 12 to final) (Aug 26)

Group A qualifiers: Riedel 65.30; Horváth 64.54; Buncic 63.12; Lyakhov 63.02; Kaptyukh 62.88; Schult 62.56; Kolev 62.40; Moya 62.32

Non-qualifiers: David Martínez ESP 61.14; Svein Inge Valvik NOR 60.86; Simon Williams GBR 60.68; Vesteinn Hafsteinnsson ISL 60.12; Marcel Tirle ROU 59.80; Luciano Zerbini ITA 58.34; Tony Washington USA 58.02; Ray Lazdins CAN 56.58; James Wong Tuck Yim SIN 44.26; Christian Erb SUI DNS

Group B qualifiers: Schmidt 65.18; Shevchenko 63.70; de Bruin 63.34; Oluokoja 62.36

Non-qualifiers: Imrich Bugár TCH 61.90; Werner Reiterer AUS 60.40; Marco Martino ITA 60.34; Georgi Georgiev BUL 60.08; Ramón Jiménez-Gaona PAR 60.02; Costel Grasu ROU 60.00; József Ficsor HUN 59.98; Juan Martínez CUB 59.98; Mike Gravelle USA 58.28; Kamen Dimitrov BUL 57.72; Igor Avrunin ISR 56.74; Michael Conjunjo CAF 53.02; Herbert Rodríguez ESA 46.62; Stefan Fernholm SWE DNS

Stuttgart 1993

Final (Aug 17)

1, Lars Riedel	GER	67.72
2, Dmitriy Shevchenko	RUS	66.90
3, Jürgen Schult	GER	66.12
4, Costel Grasu	ROU	65.24
5, Vladimir Zinchenko	UKR	62.02
6, Nick Sweeney	IRL	61.66
7, Vasily Kaptyukh	BLR	61.64
8, Mike Buncic	USA	61.06

9, Luis Delis CUB 60.76; 10, Anthony Washington USA 60.72; 11, Vaclavas Kidykas LTU 58.62; Romas Ubartas LTU DQ (r40.1) (65.24)

Series	1	2	3	4	5	6
Riedel	56.24	67.72	60.54	64.94	x	67.34
Shevchenko	61.58	61.54	x	63.94	66.14	66.90
Schult	64.32	66.12	63.32	62.84	64.46	x
Grasu	61.92	65.24	62.12	62.66	62.60	61.54
Zinchenko	59.42	61.28	60.92	59.92	62.02	59.56
Sweeney	61.66	61.26	x	60.84	60.70	x
Kaptyukh	61.64	x	60.96	57.46	61.00	58.78
Buncic	60.92	61.06	60.78			
[Ubartas	59.06	61.66	61.42	x	65.24	63.98]

The crowd were pleased to see Schult – the 1987 Champion – take the lead after the first round, and delighted when defending champion Riedel went ahead in the second with an excellent 67.22. Schult also improved with his second throw and Germany were to hold the first two positions for most of the competition.

With his final throw, Shevchenko produced 66.90 to split the Germans. In fourth place was Olympic Champion Ubartas, but his name was removed from the order after he failed a doping test.

The 46,200 spectators clapped and cheered when each of the Germans went into the ring, but during the contest Riedel and Schult took the unusual step of issuing a statement to ask the crowd to please

be quiet at these times. A small section of the crowd appeared to ignore this request, but they simply had not seen the statement as the main scoreboard was not visible from their seats!

Qualifying round (63.00 or top 12 to final) (Aug 16)

Group A qualifiers: Ubartas 65.92 (Qualified for final but disqualified in retrospect); Shevchenko 63.68; Washington 62.78; Sweeney 62.10; Schult 62.10

Non-qualifiers: Alexis Elizalde CUB 60.76; Ramón Jiménez-Gaona PAR 60.50; Vladimir Dubrovshchik BLR 60.38; Robert Weir GBR 59.74; Dmitriy Kovtun UKR 58.90; Imrich Bugár CZE 58.76; Mike Gravelle USA 56.42; Michael Conjunjo CAF 53.60; Gordon Barff PYF 46.56; Erik de Bruin NED DNS

Group B qualifiers: Riedel 65.88; Buncic 63.64; Kaptyukh 62.56; Kidykas 61.94; Delis 61.76; Zinchenko 61.74; Grasu 61.52

Non-qualifiers: Sergey Lukashov ISR 60.88; Roberto Moya CUB 60.10; Viktor Baranzovskiy BLR 59.30; Vesteinn Hafsteinnsson ISL 58.56; Ray Lazdins CAN 57.48; Dashdende Makhshiri MGL 51.62; Shakti Singh IND 48.78; James Wong Tuck Yim SIN 46.86; Wesley Tuifefano ASA 27.34

Gothenburg 1995

Final (Aug 11)

1, Lars Riedel	GER	68.76
2, Vladimir Dubrovshchik	BLR	65.98
3, Vasily Kaptyukh	BLR	65.88
4, Attila Horváth	HUN	65.72
5, Jürgen Schult	GER	64.44
6, Adewale Oluokoja	NGR	63.66
7, Alexis Elizalde	CUB	63.28
8, Dmitriy Shevchenko	RUS	63.18

9, Robert Weir GBR 63.14; 10, John Godina USA 60.84; 11, Mike Buncic USA 60.24; 12, Stefan Fernholm SWE 59.52

Series	1	2	3	4	5	6
Riedel	65.32	68.76	66.44	67.90	66.84	61.06
Dubrovshchik	63.98	61.68	x	65.36	62.50	65.98
Kaptyukh	62.74	65.02	65.54	65.30	65.88	62.38
Horváth	61.30	64.68	64.24	65.72	63.02	63.92
Schult	63.08	x	63.22	61.34	64.44	x
Oluokoja	61.20	62.34	63.66	63.02	61.14	62.82
Elizalde	63.28	61.18	62.34	x	60.92	61.56
Shevchenko	x	x	63.18	x	x	x

August 11, 1995 was a good day for repeating world champions. Sergey Bubka won a fifth pole vault title, Moses Kiptanui a third steeplechase gold, Michael Johnson regained his 200m title and Lars Riedel won a hat-trick of discus titles.

The giant German had more trouble in the qualifying rounds than the final, because he needed all three throws. In the final he led from the first round and set a championship record of 68.76 in the second. This was then the second longest throw ever at a major championship.

The order of the other medalists changed in each of the last three rounds. Horváth was the unlucky one, slipping from second to fourth behind two throwers from Belarus.

Qualifying round (62.00 or top 12 to final) (Aug 9)

Group A qualifiers: Shevchenko 64.80; Kaptyukh 62.80; Weir 62.50; Horváth 62.36; Godina 61.70; Fernholm 61.10

Non-qualifiers: Michael Möllenbeck GER 59.76; Svein Inge Valvik NOR 59.32; Ramón Jiménez Gaona PAR 59.26; Diego Fortuna ITA 58.74; Vesteinn Hafsteinnsson ISL 58.12; Vaclavas Kidykas LTU 57.96; Vadim Popov UZB 57.84; Werner Reiterer AUS 57.60; Roberto Moya CUB 57.58; Michael Conjunjo CAF 57.36; Kristian Petterson SWE 57.34; Vitally Sidorov UKR 56.82; Igor Primc SLO 55.92; Jan Cordius DEN 54.00; Dashdende Makhshiri MGL 51.04; James Wong SIN 49.34

Group B qualifiers: Dubrovshchik 64.20; Riedel 63.64; Schult 61.92; Oluokoja 61.44; Elizalde 61.38; Buncic 61.08

Non-qualifiers: Nick Sweeney IRL 60.68; Costel Grasu ROU 60.64; Sergey Lyakhov RUS 60.50; Virgilijs Alekna LTU 59.20; Vladimir Zinchenko UKR 59.00; Viktor Baranzovskiy BLR 58.88; Aleksander Tammer EST 58.64; Dåg Solhaug SWE 58.52; Harry Heister USA 58.10; Olav Jensen NOR 58.00; David Martínez ESP 57.34; Rami Urainen FIN 55.12; Sergey Lukashov ISR 54.90; Frits Potgieter RSA 54.84; Dragan Mustapić CRO 53.54

Athens 1997

Final (Aug 10)

1, Lars Riedel	GER	68.54
2, Virgilijs Alekna	LTU	66.70
3, Jürgen Schult	GER	66.14

4, Vladimir Dubrovshchik	BLR	66.12
5, John Godina	USA	65.40
6, Andreas Seelig	GER	64.48
7, Adam Setliff	USA	63.44
8, Robert Weir	GBR	63.06

9, Jason Tunks CAN 62.30; 10, Vitaliy Sidorov UKR 60.32; 11, Vasily Kaptyukh BLR 60.12; 12, Aleksander Tammert EST 59.44

Series	1	2	3	4	5	6
Riedel	65.48	68.24	68.54	x	x	66.80
Alekna	62.44	66.70	63.20	63.12	x	x
Schult	66.14	65.20	65.54	x	62.34	64.94
Dubrovshchik	62.98	60.30	65.36	65.46	62.44	66.12
Godina	65.40	x	57.32	64.82	64.92	64.30
Seelig	63.00	64.48	62.80	x	64.12	63.44
Setliff	62.32	62.80	x	61.84	x	63.44
Weir	63.06	60.18	61.40	62.22	x	58.70

Riedel's status as a latter-day AI Oerter was enhanced when he unleashed two mighty throws beyond 68m to claim his fourth successive world title. Although his sequence, which began in 1991, doesn't match up to Oerter's four Olympic golds spaced four years apart from 1956 to 1968, it is still an outstanding example of consistency and longevity at the highest level. Another thrower who has been at or near the top even longer, world record holder Schult (age 37), actually led for the first round with 66.14 and that held up for a bronze to add to his gold of 1987 and bronze of 1993. The silver went to Alekna, who had only qualified for the final at his final attempt. Godina, in fifth, place produced the best shot/discus showing at global level since Bud Houser's Olympic double in 1924.

Qualifying Round (Aug 8) (63.00 or top 12 to final)

Group A qualifiers: Schult 64.60; Sidorov 63.08; Kaptyukh 63.06; Seelig 62.94; Tammert 62.18; Tunks 61.82

Non-qualifiers: Alexis Elizalde CUB 61.48; Vlacovlas Kidykas LTU 61.40; Andy Bloom USA 60.74; Olav Jenssen NOR 60.52; Igor Primc SLO 59.98; Ian Winchester NZL 59.70; Jo Van Daele BEL 58.66; Aleksandr Borichevskiy RUS 57.90; Yu Wenge CHN 57.14; Costel Grasu ROU 56.70; Hristos Papadopoulos GRE 56.44; Shakti Singh IND 56.28; Glen Smith GBR 54.40; Dashdende Makhshiri MGL 52.12

Group B qualifiers: Riedel 66.46; Alekna 65.22; Setliff 63.72; Godina 63.48; Dubrovshchik 62.30; Weir 62.26

Non-qualifiers: Frits Potgieter RSA 61.30; Piet van der Kruk NED 60.16; Diego Fortuna ITA 60.66; Leonid Cherevko BLR 60.06; Sergey Lyakhov RUS 59.72; Jean Pons FRA 59.46; Li Shaojie CHN 58.24; Libor Malina CZE 58.00; Michael Conjongo CAF 57.82; Attila Horváth HUN 57.72; Marcelo Pugliese ARG 57.34; Kjell Ove Hauge NOR 57.00; Ramón Jiménez Gaona PAR 52.96; Vansavang Sawusdee THA 47.98; Robert McNabb COK 41.00

Seville 1999

Final (Aug 24)

1, Anthony Washington	USA	69.08
2, Jürgen Schult	GER	68.18
3, Lars Riedel	GER	68.09
4, Virgilijus Alekna	LTU	67.53
5, Vlacavas Kidykas	LTU	65.05
6, Michael Möllenbeck	GER	64.90
7, Vladimir Dubrovshchik	BLR	64.00
8, Aleksandr Borichevskiy	RUS	63.59

9, Li Shaojie CHN 63.22; 10, Aleksander Tammert EST 62.29; 11, Róbert Fazekas HUN 61.71; Andy Bloom USA NM

Series	1	2	3	4	5	6
Washington	66.29	x	65.76	x	64.93	69.08
Schult	64.85	68.18	66.24	64.66	x	64.06
Riedel	64.63	66.94	68.09	x	65.38	x
Alekna	65.45	66.49	65.95	64.61	x	67.53
Kidykas	65.05	62.28	61.91	x	x	x
Möllenbeck	63.33	64.90	64.54	x	x	64.51
Dubrovshchik	64.00	63.86	63.83	61.00	63.46	62.72
Borichevskiy	63.59	61.05	60.56	x	61.24	x

One of only four athletes to appear in all seven editions of the World Championships, having placed 5th in 1983, 1st in 1987, 6th in 1991, 3rd in 1993, 5th in 1995 and 3rd in 1997, 39 year-old world record

holder Schult was actually in the lead (with an excellent 68.18) as the last round got underway. Even Riedel, bidding for a fifth world title but handicapped by a hip muscle injury, was kept at bay. However, a German 1-2 was foiled in the last round when 33 year-old Washington, previously in fourth place with 66.29, at last came up with the sort of throw when it matters for which his supporters had been waiting for years. He threw 69.08, a distance which only Riedel (69.40 in the Atlanta Olympics) had ever bettered in a global championship. "To tell you the truth I don't know how the heck I did that," was his engaging comment. "I'm glad to show that a family man with a full-time job can win a world title."

Qualifying round (64.50 or top 12 to final) (Aug 22)

Group A qualifiers: Alekna 65.86; Riedel 64.00; Möllenbeck 63.53; Tammert 63.27; Washington 63.18; Li 62.89; Fazekas 62.79

Non-qualifiers: Igor Primc SLO 62.35; Leonid Cherevko BLR 61.40; Dmitry Shevchenko RUS 60.80; Jason Tunks CAN 60.13; Andrzej Klawczyk POL 59.48; Diego Fortuna ITA 58.52; Romas Ubartas LTU 58.49; Glen Smith GBR 58.27; Libor Malina CZE 57.18; Abbas Umarli IRI 54.21; Erçument Oğuzdeniz TUR 53.01; Costel Grasu ROU DNF

Group B qualifiers: Schult 65.65; Dubrovshchik 64.23; Bloom 64.06; Borichevskiy 63.40; Kidykas 62.83

Non-qualifiers: Robert Weir GBR 62.71; Andreas Seelig GER 62.57; John Godina USA 62.27; Frantz Kruger RSA 62.02; Mickaël Conjongo CAF 59.16; Timo Tompuri FIN 58.90; Ian Winchester NZL 58.74; Nick Sweney IRL 58.62; Pieter van der Kruk NED 57.65; Mario Pestano ESP 57.30; Attila Horváth HUN 56.83; Gervais Jason CAN 54.19; Aleksandr Malashevich BLR 53.20

Edmonton 2001

Final (Aug 4)

1, Lars Riedel	GER	69.72
2, Virgilijus Alekna	LTU	69.40
3, Michael Möllenbeck	GER	67.61
4, Dmitry Shevchenko	RUS	67.57
5, Adam Setliff	USA	66.55
6, Vasily Kaptyukh	BLR	66.25
7, Roland Várگا	HUN	65.86
8, Frantz Kruger	RSA	65.27

9, Jason Tunks CAN 63.79; 10, Timo Tompuri FIN 62.82; 11, Igor Primc SLO 62.36; 12, Einar Kristian Tveitå NOR 59.11

Series	1	2	3	4	5	6
Riedel	65.41	67.10	66.74	69.50	69.72	68.36
Alekna	67.65	x	69.40	x	67.28	x
Möllenbeck	67.61	x	65.76	66.60	65.30	64.48
Shevchenko	63.21	x	66.68	67.16	67.57	65.95
Setliff	66.55	66.49	x	x	x	x
Kaptyukh	62.88	65.98	62.93	66.08	66.25	65.08
Várگا	x	58.66	65.86	62.37	64.80	x
Kruger	63.61	64.89	x	65.27	62.24	x

On 2001 form, Lars Riedel was ranked only 8th of those competing in Edmonton. The former champion had missed four week's training with a knee injury, but he worked his World Championship magic again to win a fifth gold. Only Sergey Bubka, with six pole vault golds, has a better record in a single event than Riedel's five golds and one bronze.

It was not an easy victory for the giant German. Before his fourth throw, he lay fourth with 67.10 behind Olympic Champion Alekna (69.40), Möllenbeck (67.61), and Shevchenko (67.16). Riedel overtook them all with 69.50, followed by 69.72, the furthest ever in a major championship.

"Had my leg been a little quicker during my spin I would have thrown over 70 metres," said the winner.

Qualifying round (65.50 or top 12 to final) (Aug 6)

Group A qualifiers: Kaptyukh 65.71; Kruger 64.79; Tunks 64.34; Tompuri 63.34; Möllenbeck 62.54; Tveitå 61.85

Non-qualifiers: Romas Ubartas LTU 61.49; Bob Weir GBR 61.05; Jo Van Daele BEL 60.19; Zoltán Kővágyó HUN 58.42; John Godina USA 57.19; Andy Bloom USA 56.32; Marcelo Pugliese ARG 54.06

Group B qualifiers: Riedel 68.26, Alekna 65.22; Shevchenko 64.55; Várگا 63.52; Primc 62.60; Setliff 62.25

Non-qualifiers: Vladimir Dubrovshchik BLR 61.73; Aleksander Tammert EST 61.04; Ioan Oprea ROU 60.18; Michael Lischka GER 59.94; Mario Pestano ESP 56.58; Rashid Al-Dosari QAT 54.48; Róbert Fazekas HUN 53.73

Paris 2003

Final (Aug 26)

1,	Virgilijus Alekna	LTU	69.69
2,	Róbert Fazekas	HUN	69.01
3,	Vasily Kaptuykh	BLR	66.51
4,	Lars Riedel	GER	66.28
5,	Michael Möllenbeck	GER	66.23
6,	Frantz Kruger	RSA	65.26
7,	Aleksander Tammert	EST	64.50
8,	Mario Pestano	ESP	64.39

9, Carl Brown USA 62.66; 10, Dmitriy Shevchenko RUS 62.28; 11, Jason Tunks CAN 62.21; 12, Leonid Cherevko BLR 61.90

Series	1	2	3	4	5	6
Alekna	69.69	x	66.14	68.75	x	x
Fazekas	66.86	69.01	x	64.94	65.63	68.78
Kaptuykh	66.51	66.15	62.79	63.71	64.72	62.62
Riedel	66.28	63.81	66.28	x	65.51	62.67
Möllenbeck	62.27	66.11	65.49	66.23	x	x
Kruger	65.26	61.28	65.16	60.83	x	x
Tammert	61.15	63.02	x	64.50	60.88	61.86
Pestano	64.39	63.92	61.97	61.86	63.29	x

Up to Paris, the European Champion Fazekas had the best season and was 4-0 versus Olympic Champion Alekna. When it mattered, the Lithuanian shone. In the qualifying round Alekna threw 68.29 first time. In the final his first try was 69.69, his longest in two years. The top six stayed in the same order throughout the second half of the contest, so five-time champion Riedel (36) was left without a medal. Kaptuykh repeated his bronze from Gothenburg.

Qualifying round (64.50 or top 12 to final) (Aug 24)

Group A qualifiers: Kaptuykh 65.78; Möllenbeck 65.19; Kruger 65.04; Fazekas 64.44; Shevchenko 63.21; Tunks 63.00; Pestano 62.63

Non-qualifiers: Sergiu Ursu ROU 61.98; Jo van Daele BEL 61.64; Casey Malone USA 61.50; Nick Petrucci USA 59.58; Loy Makel Martinez CUB 57.87; Gerd Kanter EST 56.63

Group B qualifiers: Alekna 68.29; Riedel 64.51; Tammert 63.53; Brown 63.01; Cherevko 62.46

Non-qualifiers: Rutger Smith NED 61.55; Diego Fortuna ITA 61.46; Libor Malina CZE 61.35; Zoltán Kóvágó HUN 61.31; Aleksandr Borichevskiy RUS 60.21; Frank Casañas CUB 59.99; Chima Ugwu NGR 58.13; Yuriy Belonog UKR & Gábor Máté HUN NM

Helsinki 2005

Final (Aug 7)

1,	Virgilijus Alekna	LTU	70.17
2,	Gerd Kanter	EST	68.57
3,	Michael Möllenbeck	GER	65.95
4,	Aleksander Tammert	EST	64.84
5,	Ian Waltz	USA	64.27
6,	Frantz Kruger	RSA	64.23
7,	Jarred Rome	USA	64.22
8,	Jason Tunks	CAN	63.77

9, Lars Riedel GER 63.05; 10, Zoltán Kóvágó HUN 62.94; 11, Mario Pestano ESP 62.75; 12, Andrzej Krawczyk POL 62.71

Series	1	2	3	4	5	6
Alekna	63.93	67.90	68.10	66.75	x	70.17
Kanter	x	64.69	65.10	68.57	65.53	62.64
Möllenbeck	x	65.24	64.99	65.95	x	-
Tammert	62.28	63.59	63.18	64.18	63.50	64.84
Kruger	63.88	64.05	x	x	64.27	64.02
Rome	63.19	61.47	60.92	63.64	64.23	x
Tunks	64.22	61.87	x	62.64	63.68	x
	63.39	63.77	x	x	x	x

Reigning champion Alekna led the qualifiers with 68.79, ahead of five-times winner Lars Riedel, whose 66.22 was a seasonal best, and marked the eighth world discus final that the German had reached. Rome led the first round with 64.22, and then Alekna asserted himself

with throws of 67.90 and 68.10. At the halfway point Möllenbeck was second with 65.24, just ahead of Kanter (65.10), with Riedel out of the reckoning in ninth. Kanter then launched a surprise with a throw of 68.57. Alekna managed 66.75 and then a foul. With the last throw of the competition Alekna hurled the 2Kg implement out to 70.17 – the first 70m throw in a global championship.

“It was do or die in the end,” said the winner. “I always try to make the winning throw with my first attempt but today it didn’t work.”

Qualifying round (63.50 or top 12 to final) (Aug 6)

Group A qualifiers: Kanter 65.76; Tunks 64.02; Möllenbeck 63.71; Kruger 63.44; Rome 62.72

Non-qualifiers: Carl Brown USA 61.91; Bogdan Pishchalnikov RUS 61.17; Jo van Daele BEL 61.12; Vasily Kaptuykh BLR 61.04; Frank Casañas CUB 60.94; Jorge Balliengo ARG 60.40; Abbas Samimi IRI 60.25; Gábor Máté HUN 58.97; Rutger Smith NED DNS

Group B qualifiers: Alekna 68.79; Riedel 66.22; Pestano 65.04; Krawczyk 64.51; Kóvágó 64.30; Waltz 64.30; Tammert 64.02

Non-qualifiers: Libor Malina CZE 62.41; Vikas Gowda IND 62.04; Roland Varga HUN 61.94; Wu Tao CHN 61.75; Gaute Myklebust NOR 60.00; Timo Tompuri FIN 59.11

Osaka 2007

Final (Aug 28)

1,	Gerd Kanter	EST	68.94
2,	Robert Harting	GER	66.68
3,	Rutger Smith	NED	66.42
4,	Virgilijus Alekna	LTU	65.24
5,	Gábor Máté	HUN	64.71
6,	Omar El-Ghazaly	EGY	64.58
7,	Ehsan Hadadi	IRI	64.53
8,	Aleksander Tammert	EST	64.33

9, Zoltán Kóvágó HUN 63.04; 10, Mario Pestano ESP 62.70; 11, Rashid Al-Dosari QAT 62.60; 12, Piotr Malachowski POL 60.77

Series	1	2	3	4	5	6
Kanter	64.89	65.37	68.94	x	65.22	68.84
Harting	64.62	65.59	65.59	x	66.68	62.00
Smith	64.32	65.98	66.42	65.08	x	65.69
Alekna	63.68	x	65.24	64.86	x	63.75
Máté	64.26	62.82	64.71	63.09	x	x
El-Ghazaly	x	62.34	64.58	63.45	64.11	63.08
Hadadi	63.29	64.10	x	64.21	64.53	x
Tammert	62.16	63.91	63.44	64.29	62.79	64.33

In 45 meetings during their career Kanter had managed just two wins against Alekna. In 2007 the great Lithuanian thrower had a 4-0 record versus Kanter and had not lost to anyone since August 2005. Kanter led in round one of the final with 64.89 from Harting and Smith. Harting improved in round two to 65.59, with Kanter throwing 65.37 in response. The Estonian then launched the platter out to 68.94 to settle matters, and Smith, throwing next, moved into silver position with 66.42. Alekna, who was favouring a knee injury, reached 65.24 in the same round. The surprising Harting moved past Smith in the penultimate round with 66.68. Kanter in relaxed mode in the final round, having already won, had another big throw – 68.84 – to round out his first major championship win.

Qualifying round (64.50 or top 12 to final) (Aug 26)

Group A qualifiers: Kanter 67.45; Smith 66.60; Kóvágó 65.71; Malachowski 63.20; Pestano 63.10; Al-Dosari 62.68

Non-qualifiers: Ian Waltz USA 62.67; Sultan Mubarak Al-Dawoodi KSA 61.23; Vikas Gowda IND 61.22; Bogdan Pishchalnikov RUS 61.13; Frantz Kruger FIN 60.72; Máté Israel EST 60.23; Sergiu Ursu ROU 59.22; Shigeo Hatakeyama JPN 55.71; Erçiment Olgundeniz TUR 54.89

Group B qualifiers: Alekna 66.54; Harting 66.26; Máté 65.13; Tammert 64.41; El-Ghazaly 63.56; Hadadi 62.75

Non-qualifiers: Mikko Kyyrö FIN 62.11; Jarred Rome USA 61.87; Michael Robertson USA 60.39; Hannes Kirchler ITA 60.34; Erik Cadée NED 59.98; Stanislav Nesterovskiy UKR 59.81; Niklas Arhenius SWE 58.76; Jason Morgan JAM 55.32

Berlin 2009

Final (Aug 19)

1,	Robert Harting	GER	69.43
----	----------------	-----	-------

2,	Piotr Malachowski	POL	69.15
3,	Gerd Kanter	EST	68.88
4,	Virgilijus Alekna	LTU	66.36
5,	Casey Malone	USA	66.06
6,	Zoltán Kővágó	HUN	65.17
7,	Bogdan Pishchalnikov	RUS	65.02
8,	Gerhard Mayer	AUT	63.17

9, Omar El-Ghazaly EGY 62.83; 10, Mario Pestano ESP 62.76; 11, Jarrod Rome USA 62.47; 12, Frantz Kruger FIN 59.77

Series	1	2	3	4	5	6
Harting	68.25	67.04	67.80	x	67.80	69.43
Malachowski	68.77	68.05	67.00	x	69.15	67.33
Kanter	65.91	65.65	x	66.88	66.24	65.45
Alekna	66.36	66.32	65.68	64.53	66.24	x
Malone	63.61	61.59	65.64	64.84	65.98	66.06
Kővágó	x	63.09	62.47	x	65.17	61.69
Pishchalnikov	62.03	63.29	63.18	64.26	65.02	x
Mayer	62.16	60.49	63.17	x	60.83	x

Six of the seven available global titles between 2000 and 2008 had been won by Alekna or Kanter. With Kanter heading the 2009 world list (71.64), and Alekna ranked second with 68.94 it looked as though the title again might be decided between these two.

This view was immediately shaken when Malachowski, the Olympic silver medallist, opened with 68.77, and was followed later in the round by Harting, the Osaka runner-up, with 68.25. Alekna threw 66.36 to move into bronze medal position. This state of affairs remained until round four, when Kanter moved past Alekna with 66.88. Malachowski's response was to increase his lead with a Polish record of 69.15. Harting, urged on by the enthusiastic and knowledgeable crowd then made the greatest throw of his life to win with 69.43. "I owe the last metre of my sixth attempt to the audience," he said later.

Qualifying round (64.50 or top 12 to final) (Aug 18)

Group A qualifiers: Harting 66.81; Kanter 66.73; Malone 65.13; Pestano 65.03; Pishchalnikov 62.93; El-Ghazaly 62.84
Non-qualifiers: Aleksander Tammert EST 62.24; Ian Waltz USA 62.04; Benn Harradine AUS 61.74; Gaute Myklebust NOR 60.80; Bertrand Vili FRA 60.68; Jorge Ballengo ARG 59.19; Oleksiy Semenov UKR 58.78; Daniel Schärer SUI 58.50; Haidar Nasser Abdul Shaheed IRQ NM
Group B qualifiers: Kővágó 65.82; Rome 65.51; Alekna 65.04; Malachowski 64.48; Mayer 62.53; Kruger 62.29
Non-qualifiers: Frank Casañas ESP 61.10; Erik Cadée NED 60.64; Markus Münch GER 60.55; Ivan Hryshyn UKR 59.93; Märt Israel EST 59.58; Ahmed Mohamed Dheeb QAT 59.16; Nikolay Sedyuk RUS 59.03; Germán Lauro ARG 57.88; Erçüment Olğundeniz TUR 57.52

on the day. Hadadi reacted well, immediately throwing 65.29, but none else surpassed 65m until Kanter finished off round two with 66.95. Hadadi cemented his hold on third with closing throws of 65.50 and 66.08 to hold off Harradine's 64.77. But the day was Harting's. In spite of his injury, he progressed to 68.97 in the fourth. After his last effort, the German repeated his shirt-ripping ritual from Berlin and performed his lap of honour topless.

Alekna, sixth with 64.09, equalled Riedel's discus record of eight world championship finals.

Qualifying round (65.50 or top 12 to final) (Aug 29)

Group A qualifiers: Hadadi 65.21; Harting 64.93; Alekna 64.21; Gowda 63.99; Kanter 63.50; Harradine 63.49; Young 63.14
Non-qualifiers: Jarrod Rome USA 62.22; Wu Jian CHN 62.07; Jason Morgan JAM 61.75; Erik Cadée NED 61.62; Niklas Arhenius SWE 60.57; Abdul Buhari GBR 60.21; Roland Varga CRO 59.09; Robert Fazekas HUN NM
Group B qualifiers: Malachowski 65.48; Pestano 65.13; Fernández 64.94; Israel 64.19; Morse 62.38
Non-qualifiers: Jan Marcell CZE 62.29; Rutger Smith NED 62.12; Martin Wierig GER 61.68; Gerhard Mayer AUT 61.47; Leif Arrhenius SWE 61.33; Mohammad Samimi IRI 61.10; Lance Brooks USA 61.07; Erçüment Olğundeniz TUR 60.86; Markus Münch GER 60.80; Martin Marić CRO 60.61; Carl Myerscough GBR 60.29; Zoltán Kővágó HUN DQ (r40.8) (62.16)

Moscow 2013

Final (Aug 13)

1,	Robert Harting	GER	69.11
2,	Piotr Malachowski	POL	68.36
3,	Gerd Kanter	EST	65.19
4,	Martin Wierig	GER	65.02
5,	Victor Hogan	RSA	64.35
6,	Robert Urbanek	POL	64.32
7,	Vikas Gowda	IND	64.03
8,	Viktor Butenko	RUS	63.38

9, Frank Casañas ESP 62.89; 10, Jorge Fernández CUB 62.88; 11, Julian Wruck AUS 62.40; 12, Mario Pestano ESP 61.88

Series	1	2	3	4	5	6
Harting	62.16	68.13	x	69.11	-	69.08
Malachowski	64.49	x	65.09	67.18	68.36	67.21
Kanter	64.90	65.19	x	x	x	x
Wierig	x	63.72	x	65.02	x	63.42
Hogan	64.35	62.84	60.98	61.69	x	63.44
Urbanek	63.58	62.20	64.32	64.01	62.05	62.70
Gowda	63.41	x	62.20	64.03	63.67	63.64
Butenko	x	63.38	x	x	x	x

After a desultory 62.16 in the first round of the final, defending champion Harting took the lead with a more characteristic 68.13. Behind him Kanter was heading Malachowski 65.19 to 64.49 after two rounds. The Pole moved into second place with 67.18, and the giant German promptly responded with 69.11, supporting his winning effort with 69.08 on the final throw of the competition. The medallists were exactly the same as in 2009, and in the same order. The trio had taken 10 of the available 12 medals since 2007.

Harting celebrations included his usual shirt-ripping display, but he was prevented from completing a lap of honour by a security guard. "There was no discussion," revealed the winner. "The guy was probably about 25kg more than me." Harting's younger brother Christoph missed the final by one place.

Qualifying round (65.00 or top 12 to final) (Aug 12)

Group A qualifiers: Robert Harting GER 66.62; Gerd Kanter EST 65.54; Robert Urbanek POL 64.21; Vikas Gowda IND 63.64; Mario Pestano ESP 62.80; Victor Hogan RSA 62.45
Non-qualifiers: Christoph Harting GER 62.28; Erçüment Olğundeniz TUR 60.81; Apostolos Parelis CYP 59.84; Benn Harradine AUS 59.68; Brett Morse GBR 59.23; Niklas Arhenius SWE 59.13; Lance Brooks USA 59.08; Danijel Furtula MNE 58.28; Mahmud Samimi IRI 57.77
Group B qualifiers: Malachowski 66.00; Fernández 64.86; Wierig 64.06; Casañas 63.17; Butenko 63.07; Wruck 62.48
Non-qualifiers: Erik Cadée NED 62.14; Martin Marić CRO 61.98; Virgilijus Alekna LTU 61.91; Gerhard Mayer AUT 59.85; MUSAEB Al-Momani JOR 59.38; Ronald Julião BRA 59.36; Giovanni Faloci ITA 57.54; Alex Rose SAM 56.19; Sultan Mubarak Al-Dawoodi KSA 55.94

Daegu 2011

Final (Aug 30)

1,	Robert Harting	GER	68.97
2,	Gerd Kanter	EST	66.95
3,	Ehsan Hadadi	IRI	66.08
4,	Märt Israel	EST	65.20
5,	Benn Harradine	AUS	64.77
6,	Virgilijus Alekna	LTU	64.09
7,	Vikas Gowda	IND	64.05
8,	Jorge Fernández	CUB	63.54

9, Piotr Malachowski POL 63.37; 10, Jason Young USA 63.20; 11, Mario Pestano ESP 63.00; 12, Brett Morse GBR 62.69

Series	1	2	3	4	5	6
Harting	68.49	x	68.10	68.97	66.33	x
Kanter	62.79	66.95	66.13	66.90	x	65.83
Hadadi	65.29	64.07	x	x	65.50	66.08
Israel	61.87	63.60	64.31	63.73	65.20	x
Harradine	64.43	64.02	62.08	x	64.18	64.77
Alekna	62.75	x	64.09	62.62	x	61.25
Gowda	60.79	61.51	64.05	62.81	62.16	62.16
Fernández	61.05	63.54	63.10	x	60.11	61.77

Harting was receiving pain killing injections because of an injured left knee, and wanted to end the competition quickly. The third throw of the final saw him reach 68.49, well beyond the range of any other thrower

DISCUS THROW

Multiple Medalists:

6	Lars Riedel	GER	91-1, 93-1, 95-1, 97-1, 99-3, 01-1
5	Gerd Kanter	EST	05-2, 07-1, 09-3, 11-2, 13-3
4	Jürgen Schult	GDR/GER	87-1, 93-3, 97-3, 99-2
	Virgilijus Alekna	LTU	97-2, 01-2, 03-1, 05-1
	Robert Harting	GER	07-2, 09-1, 11-1, 13-1
2	Luis Delis	CUB	83-2, 87-3
	Vasily Kaptyukh	BLR	95-3, 03-3
	Michael Möllenbeck	GER	01-3, 05-3
	Piotr Malachowski	POL	09-2, 13-2

Most Finals:

8	Riedel	91-1, 93-1, 95-1, 97-1, 99-3, 01-1, 03-4, 05-9
	Alekna	97-2, 99-4, 01-2, 03-1, 05-1, 07-4, 09-4, 11-6

Most Appearances:

10	Alekna	95-19Q, 97-2, 99-4, 01-2, 03-1, 05-1, 07-4, 09-4, 11-6, 13-16Q
----	--------	--

National Placings:

	1	2	3	4	5	6	7	8	Points
GER	9	2	5	4	3	3	-	-	157
LTU	2	2	-	3	1	1	-	-	52
EST	1	2	2	2	-	-	1	1	47
USA	1	1	-	-	5	-	2	2	41
BLR	-	1	2	1	-	1	2	-	31
HUN	-	1	1	1	1	1	1	-	27
CUB	-	1	1	-	-	-	2	2	19
POL	-	2	-	-	-	1	-	-	17
RUS	-	1	-	1	-	-	1	3	17
TCH	1	-	1	-	-	-	1	-	16
NED	-	1	1	-	-	-	-	-	13
URS	-	-	-	-	1	2	1	1	13
RSA	-	-	-	-	1	2	-	1	11
IRI	-	-	1	-	-	-	1	-	8
FIN	-	-	1	-	-	-	-	-	5
ROU	-	-	1	-	-	-	-	-	5
AUS	-	-	-	-	1	-	-	-	4
UKR	-	-	-	-	1	-	-	-	4
IND	-	-	-	-	-	-	2	-	4
EGY	-	-	-	-	-	1	-	-	3
IRL	-	-	-	-	-	1	-	-	3
NGR	-	-	-	-	-	1	-	-	3
AUT	-	-	-	-	-	-	1	1	1
CAN	-	-	-	-	-	-	1	1	1
ESP	-	-	-	-	-	-	-	1	1
GBR	-	-	-	-	-	-	-	1	1
Totals	14	14	14	14	14	14	14	14	504

Litvinov won the qualifying round before watching Sedykh open with 79.22. The younger Soviet responded with 82.68 four throws later. Sedykh improved on his next three throws, but could not get near this mark. Meanwhile, Litvinov – previously noted for his inconsistency – produced a marvellous series including two more 81m+ throws. Not only did the “wrong” Soviet win, but the USSR were deprived of their customary medal sweep in this event by the inspired Pole Kwasny. He went into third place after the second round with a personal best of 79.42. Then with the last throw of the contest, Kwasny unleashed 81.54 to overtake Sedykh for the silver medal. However, video footage of the throw showed that the Pole clearly had a rim foul at the front of the circle. After a Soviet protest, the throw was annulled, leaving Kwasny with the bronze. This decision was met with boos from the crowd when it was announced the following day.

Qualifying round (73.50 or top 12 to final) (Aug 8)

Group A qualifiers: Kwasny 75.78; Sedykh 75.52; Tiainen 75.02; Dylgerov 74.74; Ploghaus 74.46; Nikulin 74.06; Steuk 73.68

Non-qualifiers: František Vrba TCH 71.72; Bob Weir GBR 71.62; Shigenobu Murofushi JPN 71.42; Ed Burke USA 69.12; Matthew Mileham GBR 67.12; Kjell Bystedt SWE 65.86; Hakim Toumi ALG 65.54; Xie Yingqi CHN 65.54; Declan Hegarty IRL 65.46; Henryk Kroiak POL NM

Group B qualifiers: Litvinov 78.50; Rodehau 74.86; Riehm 74.56; Huhtala 74.28; Sahner 73.44

Non-qualifiers: Giampaolo Urlando ITA 72.06; Christopher Black GBR 71.18; Mariusz Tomaszewski POL 70.62; Dave McKenzie USA 69.94; Richard Olsen NOR 68.58; John McArdle USA 66.18; Hans Lotz AUS 66.14; Fatmir Bajraktari ALB 64.48; Jiri Chamrád TCH, Ralf Haber GDR & Johann Lindner AUT NM

Rome 1987

Final (Sep 1)

1,	Sergey Litvinov	URS	83.06
2,	Jüri Tamm	URS	80.84
3,	Ralf Haber	GDR	80.76
4,	Christoph Sahner	FRG	80.58
5,	Igor Nikulin	URS	80.18
6,	Heinz Weis	FRG	80.18
7,	Tibor Gécsek	HUN	77.56
8,	Plamen Minev	BUL	77.06

9, Günther Rodehau GDR 76.18; 10, Ivan Tanev BUL 76.00; 11, Walter Ciofani FRA 75.34; 12, Harri Huhtala FIN 74.98

Series	1	2	3	4	5	6
Litvinov	74.76	83.06	80.58	81.50	x	80.64
Tamm	78.38	77.94	x	76.88	78.18	80.84
Haber	x	77.92	78.94	79.18	80.76	78.78
Sahner	72.38	75.80	76.88	77.32	79.50	80.58
Nikulin	76.62	78.74	79.48	78.18	80.18	80.00
Weis	77.70	79.02	78.36	79.26	80.18	78.76
Gécsek	76.54	75.80	77.34	77.56	74.94	76.94
Minev	75.16	77.06	x	x	x	x

Sergey Litvinov's only disappointment was that his victory was slightly devalued by the absence of Yuriy Sedykh. The defending champion started the final with a moderate 74.76, but won with his next effort of 83.06.

The battle for the other medals was ferocious. At the halfway point in the competition, Nikulin's 79.48 was second with Weis's 79.02 third. The order stayed the same in the fourth round, but there were fireworks from round five. First, Sahner threw 79.50 to overtake Nikulin by the smallest possible margin. Next to throw, Nikulin responded with 80.18. Weis immediately matched that distance. Both were then overtaken by Haber, who closed the round with 80.76.

In round 6, Tamm threw 80.84 to move from sixth to second. Sahner, who had slipped from second to sixth in the space of one round, moved up again to fourth with his final throw. In all, six men bettered 80m, the most ever.

Qualifying round (76.50 or top 12 to final) (Aug 31)

Group A qualifiers: Litvinov URS 81.78; Ciofani FRA 76.12; Rodehau GDR 76.06; Minev 75.18

Non-qualifiers: Juha Tiainen FIN 75.10; Jud Logan USA 74.80; Kjell Bystedt SWE 74.46; Lucio Serrani ITA 74.00; Jörg Schäfer FRG 73.58; Viktor Apostolov BUL

Hammer Throw

Helsinki 1983

Final (Aug 9)

1,	Sergey Litvinov	URS	82.68
2,	Yuriy Sedykh	URS	80.94
3,	Zdzislaw Kwasny	POL	79.42
4,	Igor Nikulin	URS	79.34
5,	Günther Rodehau	GDR	77.08
6,	Klaus Ploghaus	FRG	76.96
7,	Karl-Hans Riehm	FRG	76.92
8,	Emanuil Dylgerov	BUL	76.64

9, Juha Tiainen FIN 75.60; 10, Harri Huhtala FIN 75.46; 11, Christoph Sahner FRG 72.86; 12, Roland Steuk GDR 72.10

Series	1	2	3	4	5	6
Litvinov	82.68	82.04	73.54	80.90	80.26	81.84
Sedykh	79.22	79.76	80.64	80.94	78.96	x
Kwasny	77.38	79.42	79.16	76.44	76.40	x
Nikulin	77.86	78.46	x	78.96	79.34	77.74
Rodehau	x	76.04	74.80	77.08	75.36	76.12
Ploghaus	76.96	76.12	75.26	x	76.76	76.94
Riehm	76.92	x	76.70	74.82	73.74	x
Dylgerov	76.22	74.59	76.64	76.12	x	75.38

Everyone was expecting Yuriy Sedykh to continue his winning sequence at major championships which already included two Olympic Games and two European Championships. Instead, the title went to his younger team-mate, the world record holder Sergey Litvinov.

73.46; Michael Beierl AUT 72.70; Andrés Charadia ARG 63.70; 13, Garret Halpin IRL 63.68

Group B qualifiers: Haber 79.46; Nikulin 78.60; Weis 77.78; Gécsek 77.52; Tamm 77.42; Sahnner 77.02; Tanev 76.50; Hühtala 75.64

Non-qualifiers: Tore Gustafsson SWE 73.54; Ken Flax USA 73.36; Francisco Fuentes ESP 69.54; David Smith GBR 68.56; Angus Cooper NZL 63.64

Tokyo 1991

Final (Aug 25)

1,	Yuriy Sedykh	URS	81.70
2,	Igor Astapkovich	URS	80.94
3,	Heinz Weis	GER	80.44
4,	Tibor Gécsek	HUN	78.98
5,	Andrey Abduvaliyev	URS	78.30
6,	Walter Ciofani	FRA	76.48
7,	Ken Flax	USA	75.98
8,	Raphaël Piolanti	FRA	73.64

9, Sean Carlin AUS 73.24; 10, Claus Dethloff GER 72.96; 11, Bi Zhong CHN 69.50; 12, Plamen Minev BUL 68.70

Series	1	2	3	4	5	6
Sedykh	81.38	81.70	81.06	80.26	79.28	79.94
Astapkovich	77.52	79.66	x	79.70	80.94	80.90
Weis	78.02	77.70	76.80	79.14	79.60	80.44
Gécsek	77.30	x	75.62	77.16	78.68	78.98
Abduvaliyev	77.86	77.04	78.28	x	78.30	77.86
Ciofani	x	74.46	76.48	75.68	75.68	x
Flax	75.68	75.36	x	75.98	75.34	x
Piolanti	72.78	72.24	73.64	x	72.08	73.44

At 36, Yuriy Sedykh won the only title to have eluded him. On this occasion the world record holder was not favourite. Igor Astapkovich was expected to add the World title to his European gold of 1990. The qualifying round was led by a third Soviet, Andrey Abduvaliyev (80.36).

In the final, Sedykh, throwing first, outclassed everyone with 81.38. He followed this with throws of 81.70, 81.06 and 80.26. No-one else got further than 80m until a determined Astapkovich managed 80.94 in the fifth. Weis, unlucky to miss a medal in 1987, confirmed his third place with 80.44 on the last throw of the contest. Abduvaliyev could not match his qualifying form, and the USSR lost its final chance for a World Championship medal sweep.

The winner said he had no plans to retire. "For the past 24 years, all my good memories are connected with this sport. As long as I have the ambition and desire, I'll keep competing for the time being. This is such enjoyment. I was expecting a medal but not that kind of medal."

Qualifying round (75.50 or top 12 to final) (Aug 25)

Group A qualifiers: Abduvaliyev 80.36; Astapkovich 79.06; Gécsek 75.68; Piolanti 74.92; Carlin 74.90; Dethloff 73.54

Non-qualifiers: Lance Deal USA 72.90; Ivan Tanev BUL 72.52; Enrico Sgrulletti ITA 72.40; Paul Head GBR 68.52; Kjell Bystedt SWE 67.20; Guillermo Guzmán MEX 66.80; Andres Charadia ARG 66.52

Group B qualifiers: Sedykh 77.96; Minev 75.08; Ciofani 74.74; Weis 74.40; Flax 73.26; Bi 73.24

Non-qualifiers: Johann Lindner AUT 72.90; Imre Szitas HUN 71.92; Savas Saritzoglou GRE 70.60; Jud Logan USA 70.04; Angus Cooper NZL 68.48; Ajt Toska ALB 67.26; Cherif Farouk El Hennawi EGY 57.26; James Wong Tuck Yim SIN 46.04

Stuttgart 1993

Final (Aug 15)

1,	Andrey Abduvaliyev	TJK	81.64
2,	Igor Astapkovich	BLR	79.88
3,	Tibor Gécsek	HUN	79.54
4,	Sergey Alay	BLR	79.02
5,	Vasilij Sidorenko	RUS	78.86
6,	Aleksandr Seleznyov	RUS	78.58
7,	Sergey Litvinov	RUS	78.56
8,	Christophe Epalle	FRA	72.22

9, Lance Deal USA 76.20; 10, Raphaël Piolanti FRA 75.88; 11, Vadim Kolesnik UKR 73.08; Andrey Skvaruk UKR NM

Series	1	2	3	4	5	6
Abduvaliyev	78.08	x	78.02	81.64	x	80.56
Astapkovich	77.54	x	x	79.88	79.48	79.16
Gécsek	73.34	x	76.80	79.54	73.84	x
Alay	71.42	76.56	77.12	x	77.40	79.02
Sidorenko	x	76.82	76.62	77.12	78.86	77.36
Seleznyov	76.48	78.58	76.34	x	x	75.28
Litvinov	78.56	x	x	75.02	76.56	x
Epalle	76.22	x	75.90	x	x	75.04

The former USSR republics accounted for eight of the 12 finalists. These included the two-time former champion Litvinov. His opening throw held up for the bronze medal at the halfway point, but he dropped to seventh thereafter. Once again, Astapkovich was the favourite. But as he had in the Olympic Games, Abduvaliyev beat him when it mattered to become the first Asian men's World Champion. His winning throw of 81.64 was also an Asian record – though not a national record, as that had been set in 1990 when Tajikistan was part of the USSR.

"My best throw was the best one from the technical point of view. My coach, Anatoly Bondarchuk, who is now coaching in Portugal, phoned me to say 'You know what to do.'"

The winning throw came in the sixth round, and the two other medal-winning efforts came with the very next two throws from Astapkovich and Gécsek, who had earlier produced a foul in excess of 80m.

Qualifying round (76.50 or top 12 to final) (Aug 14)

Group A qualifiers: Abduvaliyev 77.22; Seleznyov 77.12; Skvaruk 75.54; Piolanti 75.34; Alay 75.34; Sidorenko 74.40

Non-qualifiers: Pavel Sedlacek CZE 73.90; Tore Gustafsson SWE 71.88; Karsten Kobs GER 71.82; Savas Saritzoglou GRE 71.76; Johann Lindner AUT 71.46; Jim Driscoll USA 69.40; Paul Head GBR 68.88; James Wong Tuck Yim SIN 49.14

Group B qualifiers: Litvinov 77.96; Gécsek 77.82; Deal 77.14; Astapkovich 76.82; Epalle 74.74; Kolesnik 74.36

Non-qualifiers: Walter Ciofani FRA 73.36; Alberto Sanchez CUB 71.00; Marko Wahlman FIN 69.62; Andres Charadia ARG 68.48; Iosif Shaverdashvili GEO 68.26; Guillermo Guzman MEX 67.30; Hakim Toumi ALG 66.16; Enrico Sgrulletti ITA 63.58

Gothenburg 1995

Final (Aug 6)

1,	Andrey Abduvaliyev	TJK	81.56
2,	Igor Astapkovich	BLR	81.10
3,	Tibor Gécsek	HUN	80.98
4,	Balázs Kiss	HUN	79.02
5,	Lance Deal	USA	78.66
6,	Sergey Alay	BLR	76.66
7,	Ilya Konovalov	RUS	76.50
8,	Aleksandr Seleznyov	RUS	76.18

9, Raphaël Piolanti FRA 75.98; 10, Aleksey Kryukov UKR 75.52; 11, Vadim Kolesnik UKR 75.18; 12, Marko Wahlman FIN 73.02

Series	1	2	3	4	5	6
Abduvaliyev	77.68	79.10	78.22	80.12	79.00	81.56
Astapkovich	x	79.02	79.98	81.10	80.58	80.26
Gécsek	79.20	80.40	77.94	80.98	x	x
Kiss	79.02	77.84	78.70	78.18	77.46	x
Deal	x	73.12	76.24	77.86	78.12	78.66
Alay	74.26	75.68	76.66	71.84	75.38	75.74
Konovalov	75.84	75.52	76.50	x	72.46	76.46
Seleznyov	76.18	x	x	x	x	72.02

Uniquely, the medal distribution was the same as it had been at the previous World Championships. And for the third successive global championship, Abduvaliyev upset the form books by beating Astapkovich. He did it in the final round, before which he was only third. "I had only four meetings before Gothenburg," said Abduvaliyev, "so I wasn't sure of my form."

Astapkovich, three times world and once Olympic silver medallist said: "I must be the record holder for second places in big championships."

Qualifying round (76.50 or top 12 to final) (Aug 5)

Group A qualifiers: Astapkovich 79.12; Deal 76.70; Gécsek 76.64; Seleznyov 76.16; Konovalov 75.58; Krykun 74.48

Non-qualifiers: Enrico Sgrulletti ITA 72.60; Plamen Minev BUL 72.60; Per Karlsson SWE 72.48; Mika Laaksonen FIN 72.20; Szymon Ziółkowski POL 71.84; Zoltán Fabian HUN 71.06; Gilles Dupray FRA 70.46; Claus Dethloff GER 69.64; José Manuel Pérez ESP 68.42; Pavel Sedláček CZE 67.94; Peter Vivlan GBR 67.28; Vitaliy Khozhatelov UZB 66.46; Waleed Al-Bekheet KUW 61.50; Agustín Jarina PHI 49.98; Christos Polychroniou GRE NM; Heinz Weis GER DNS

Group B qualifiers: Abduvaliyev 79.18; Kiss 78.04; Pliantni 76.26; Alay 75.36; Kolesnik 74.86; Wähliman 74.60

Non-qualifiers: Tore Gustafsson SWE 74.44; Sean Carlin AUS 73.86; Christophe Epalle FRA 73.62; Karsten Kobs GER 72.96; Jüri Tamm EST 72.66; Vasily Sidorenko RUS 71.78; Lasse Akselin FIN 70.82; Kevin McMahon USA 69.14; Jan Bielecki DEN 68.80; Hakim Toumi ALG 68.36; Roman Linscheid IRL 68.34; Koji Murofushi JPN 67.06; Andrés Charadia ARG 66.34; Cherif El Hennawi EGY 65.66; Brentt Jones NFI 50.52; Alberto Sánchez CUB NM

Athens 1997**Final (Aug 3)**

1, Heinz Weis	GER	81.78
2, Andrey Skvaruk	UKR	81.46
3, Vasily Sidorenko	RUS	80.76
4, Balázs Kiss	HUN	79.96
5, Igor Astapkovich	BLR	79.70
6, Ilya Konovalov	RUS	78.68
7, Vadim Kherontsev	RUS	77.42
8, Aleksey Krykun	UKR	77.14
9, Karsten Kobs GER 76.12; 10, Koji Murofushi JPN 74.82; 11, Rafaél Pliantni FRA 74.08; Ivan Tikhon BLR NM		

Series	1	2	3	4	5	6
Weis	x	77.54	80.24	80.52	81.14	81.78
Skvaruk	76.88	76.94	x	78.04	x	81.46
Sidorenko	78.26	79.10	79.80	80.38	80.76	78.32
Kiss	77.86	78.32	x	79.32	79.96	79.28
Astapkovich	x	x	78.12	79.70	77.94	78.72
Konovalov	75.18	76.60	76.46	77.36	78.12	78.68
Kherontsev	76.24	77.42	77.00	x	x	
Krykun	75.02	76.44	75.26	76.62	77.14	76.76

For the first time the title went to an athlete who did not represent the Soviet Union or one of its former constituent republics. Abduvaliyev, who placed fifth in 1991 for the USSR and was champion in 1993 and 1995 in the colours of Tajikistan, was making his international début for Uzbekistan but he met with disaster in the qualifying round and failed to reach the final. The qualification was led by Olympic Champion Kiss but he was unable to duplicate that 80m+ form in the final, which developed into a fascinating three-way battle.

Weis, the 1991 bronze medalist, was the first to throw over 80m (80.24 in round 3) but in the next round European champion Sidorenko threw 80.38 – only for Weis to respond immediately with 80.52. Sidorenko regained the lead in round 5 with 80.76 but again was trumped by Weis's 81.14. This exhilarating contest was not yet over, for with his final throw Skvaruk – previously languishing in sixth place with 78.04 – shot into the lead with 81.46. Sidorenko fell short but Weis was not to be denied: roaring the implement on, it landed at 81.78 and Germany had won its first global hammer title since the 1936 Olympics.

Qualifying Round (76.50 or top 12 to final) (Aug 2)

Group A qualifiers: Sidorenko 77.94; Skvaruk 77.94; Weis 77.12; Pliantni 76.12; Krykun 75.32; Murofushi 75.28

Non-qualifiers: Holger Klose GER 75.16; Andrey Abduvaliyev UZB 74.96; Stuart Rendell AUS 74.28; Pavel Sedláček CZE 73.94; Alexandros Papadimitriou GRE 73.92; Marko Wähliman FIN 73.60; Nicola Vizzoni ITA 73.42; Kevin McMahon USA 72.42; Jud Logan USA 71.92; Zsolt Németh HUN 71.80; Maciej Palszko POL 71.54; David Chaussinand FRA 71.20; Aleksandr Krasko BLR 70.84; Nikos Yentekos GRE 67.36; Brentt Jones NFI 53.04; Enrique Reina HON 47.92

Group B qualifiers: Kiss 80.46; Astapkovich 77.96; Kherontsev 76.44; Konovalov 76.36; Kobs 76.20; Tikhon 75.74

Non-qualifiers: Vadim Kolesnik UKR 75.16; Enrico Sgrulletti ITA 74.70; Jan Bielecki DEN 73.82; Zoltán Fabian HUN 72.12; Hristos Polychroniou GRE 71.56; David Popejoy USA 71.52; Loris Paoluzzi ITA 71.50; David Smith GBR 70.94; Vladimir Maška CZE 70.50; Vitor Costa POR 70.04; Hakim Toumi ALG 68.32; Roman Linscheid IRL 67.96; Eduardo Acuña PER 60.14; Naser Al-Husaini KUW & Christoph Epalle FRA NM

Seville 1999**Final (Aug 22)**

1, Karsten Kobs	GER	80.24
2, Zsolt Németh	HUN	79.05
3, Vladislav Piskunov	UKR	79.03
4, Tibor Gécsek	HUN	78.95
5, Andrey Skvaruk	UKR	78.80
6, Hristos Polychroniou	GRE	78.31
7, Nicola Vizzoni	ITA	78.31
8, Vadim Kherontsev	RUS	76.96
9, Igor Astapkovich BLR 76.02; 10, Ilya Konovalov RUS 75.63; 11, Olli-Pekka Karjalainen FIN 75.59; 12, Vladimir Maška CZE 75.26		

Series	1	2	3	4	5	6
Kobs	80.24	78.87	79.90	x	79.12	78.00
Németh	74.52	76.15	x	x	77.72	79.05
Piskunov	77.38	77.94	77.92	77.25	79.03	76.39
Gécsek	x	x	78.16	x	78.95	74.77
Skvaruk	78.80	77.35	77.14	77.87	x	x
Polychroniou	76.43	78.31	x	77.01	77.15	76.84
Vizzoni	76.54	77.07	74.89	74.76	78.31	x
Kherontsev	76.17	76.73	x	76.96	76.30	74.05

There was carnage in the qualifying round, the victims including title holder Weis, Olympic gold and silver medalists Kiss and Deal, and former world and Olympic Champion Abduvaliyev. Even without Kiss, Hungary must have felt confident of securing two medals but had to settle for one as Gécsek, with seven contests over 80m that season, fell short when it counted most. The very first throw, 80.24 by 1999 world leader Kobs, was never bettered.

At the midway point Skvaruk was second but he was overtaken first by Piskunov, using five turns, and then by Gécsek in round 5. Németh had barely qualified for the top eight throwers, but advanced to sixth in the fifth round and then snatched the silver in the last round, as he knocked his compatriot Gécsek out of the medals. Kobs achieved the three best throws in the final and celebrated with a spectacular dive into the steeplechase water jump.

Qualifying round (78.50 or top 12 to final) (Aug 21)

Group A qualifiers: Kobs 78.91; Németh 77.56; Piskunov 76.99; Karjalainen 75.89; Vizzoni 75.81; Kherontsev 75.42

Non-qualifiers: Lance Deal USA 75.29; Andrey Abduvaliyev UZB 75.12; Vasily Sidorenko RUS 74.85; Balázs Kiss HUN 74.61; Raphaél Pliantni FRA 74.23; Szymon Ziółkowski POL 74.12; Andrés Haklits CRO 73.28; Alexandros Papadimitriou GRE 72.97; Pavel Sedláček CZE 72.63; Chris Harmse RSA 71.57; Libor Charfreitag SVK 70.20; Stuart Rendell AUS 67.55; Holger Klose GER NM

Group B qualifiers: Astapkovich 77.75; Skvaruk 77.42; Gécsek 77.27; Polychroniou 76.82; Maška 75.78; Konovalov 75.72

Non-qualifiers: Koji Murofushi JPN 75.18; Marko Wähliman FIN 75.04; Heinz Weis GER 74.71; Kevin McMahon USA 74.62; Loris Paoluzzi ITA 74.26; David Chaussinand FRA 74.02; Gilles Dupray FRA 73.32; Maciej Palszko POL 72.05; Juan Cerra ARG 71.24; Vitor Costa POR 69.28; Paddy McGrath IRL 68.96; Vadim Kolesnik UKR 68.14; Nikolay Davydov KGZ 66.87

Edmonton 2001**Final (Aug 4)**

1, Szymon Ziółkowski	POL	83.38
2, Koji Murofushi	JPN	82.92
3, Ilya Konovalov	RUS	80.27
4, Nicola Vizzoni	ITA	80.13
5, Andrey Skvaruk	UKR	79.93
6, Balázs Kiss	HUN	79.75
7, Igor Astapkovich	BLR	79.72
8, Tibor Gécsek	HUN	79.34
9, Adrián Annuş HUN 78.10; 10, Olli-Pekka Karjalainen FIN 76.76; 11, Maciej Palszko POL 75.94; 12, Nicolas Figère FRA 75.36		

Series	1	2	3	4	5	6
Ziółkowski	81.88	79.69	x	80.32	83.38	80.39
Murofushi	79.91	82.46	81.95	81.43	82.92	82.61
Konovalov	80.27	79.42	79.09	78.94	76.26	x
Vizzoni	79.12	72.42	78.46	x	80.13	x
Skvaruk	77.95	x	79.93	x	x	x
Kiss	79.22	78.44	x	79.75	79.54	x
Astapkovich	x	78.35	79.20	79.72	78.57	x
Gécsek	78.15	x	x	78.24	76.86	79.34

Olympic Champion Ziółkowski and world leader Murofushi staged an exciting battle. First the Polish team captain led with 81.88, then his Japanese rival went ahead in round 2 with 82.46. That remained the longest effort until the end of round 5, when Ziółkowski managed 83.38, a personal best and championship record. Murofushi – whose father Shigenobu was 10th in the 1972 Olympics – was next to throw and got near with 82.92. Neither man improved in the final round.

Qualifying round (79.50 or top 12 (q) to final) (Aug 4)

Group A qualifiers: Ziółkowski 81.85; Kiss 79.60; Figère 79.09; Annus 78.57
Non-qualifiers: Vladislav Piskunov UKR 76.34; Sergey Kirmasov RUS 75.79; Alexandros Papadimitriou GRE 75.63; Kevin McMahon USA 75.62; Stuart Rendell AUS 75.00; Loris Paoluzzi ITA 74.75; Aleksey Krykun UKR 74.43; Ivan Tikhon BLR 74.43; Mick Jones GBR 73.31; Miloslav Konopka SVK 72.14; Juan Cerra ARG 70.40; Karsten Kobs GER DNS

Group B qualifiers: Gécsék 79.29; Karjalainen 78.82; Skvaruk 78.80; Konovalov 78.67; Vizzoni 78.66; Murofushi 78.06; Astapovich 76.99; Palyzsko 76.72

Non-qualifiers: David Chaussinand FRA 76.86; Libor Charfreitag SVK 75.29; Vasily Sidorenko RUS 74.56; Vladimír Maška CZE 74.20; Holger Klose GER 74.02; Nikstos Polythronou GRE 73.79; Bengt Johansson SWE 70.16; Dylan Armstrong CAN 63.89

Paris 2003

Final (Aug 25)

1,	Ivan Tikhon	BLR	83.05
2,	Adrián Annus	HUN	80.36
3,	Koji Murofushi	JPN	80.12
4,	Andrey Skvaruk	UKR	79.68
5,	Primoz Kozmus	SLO	79.68
6,	Ilya Konovalov	RUS	78.55
7,	Vadim Devyatovski	BLR	78.13
8,	Alexandros Papadimitriou	GRE	77.79
9,	Miloslav Konopka SVK 75.86; 10, Stuart Rendell AUS 75.72; 11, Nicolas Figère FRA 74.06; Igor Astapovich BLR NM		

Series	1	2	3	4	5	6
Tikhon	x	80.69	81.77	x	x	83.05
Annus	77.26	78.48	79.22	79.01	78.49	80.36
Murofushi	79.87	78.64	79.99	79.91	80.12	79.07
Skvaruk	78.80	79.68	77.70	x	x	x
Kozmus	78.16	x	78.00	74.76	78.72	79.68
Konovalov	76.49	x	76.06	76.81	76.10	78.55
Devyatovski	78.13	76.81	77.63	x	73.99	x
Papadimitriou	75.62	77.79	77.05	7.70	x	75.62

The three-time silver medalist Astapovich won the qualifying round at 79.66. In the final he had three no-throws, but Belarus still provided the champion in Tikhon, whose greatest previous honour had been a close fourth place at the Sydney Olympics.

Tikhon's entry form for Paris revealed that he had thrown a personal best of 84.34 in Minsk on August 8. Murofushi had an even better seasonal best (84.86), but was hampered with an elbow injury. It was the Japanese who led after round one with 79.97 though Tikhon had a foul throw which landed further than that. In the second round the Belarussian – coached by former champion Sergey Litvinov – clicked with 80.69. That would have been enough for victory, yet the 27 year old progressed to 81.77 in the third and 83.05 in the sixth. "I dedicate this victory to my son," said the winner.

Qualifying round (78.00 or top 12 to final) (Aug 23)

Group A qualifiers: Astapovich 79.66; Murofushi 79.45; Konovalov 78.45; Kozmus 78.10; Papadimitriou 77.53; Figère 76.79

Non-qualifiers: Libor Charfreitag SVK 78.52; Olli-Pekka Karjalainen FIN 76.20; Nicola Vizzoni ITA 75.76; Maciej Palyzsko POL 75.42; Péter Botfa HUN 74.75; Sergey Kirmasov RUS 74.17; Aleksandr Krykun UKR 73.58

Group B qualifiers: Tikhon 79.64; Skvaruk 78.50; Annus 78.20; Devyatovski 78.12; Konopka 76.58; Rendell 76.56

Non-qualifiers: Vladislav Piskunov UKR 75.65; Karsten Kobs GER 75.55; Aleksey Zagorniy RUS 73.30; Christophe Epalle FRA 72.82; Juan Ignacio Cerra ARG 72.70; Wojciech Kondratowicz POL 70.79

Championship 2005

Final (Aug 8)

1,	Vadim Devyatovski	BLR	82.60
2,	Szymon Ziółkowski	POL	79.35
3,	Markus Esser	GER	79.16

4,	Olli-Pekka Karjalainen	FIN	78.77
5,	Ilya Konovalov	RUS	78.59
6,	Krisztian Pars	HUN	78.03
7,	Vadim Khersontsev	RUS	77.59
8,	Libor Charfreitag	SVK	76.05

9, Andrey Skvaruk UKR 76.01; 10, Holger Klose GER 74.80; Ivan Tikhon BLR DQ (r4.0) (83.89); Vladislav Piskunov UKR DQ (r4.0.1) (74.78)

Series	1	2	3	4	5	6
Devyatovski	78.11	80.45	82.60	x	80.47	82.19
Ziółkowski	78.27	76.44	79.35	77.35	78.39	x
Esser	78.57	79.11	76.88	79.16	77.11	x
Karjalainen	77.05	x	78.55	77.20	x	78.77
Konovalov	78.59	76.21	76.60	78.08	78.44	75.36
Pars	76.21	x	77.26	78.03	76.85	x
Khersontsev	76.16	77.59	73.63	76.81	x	72.24
Charfreitag	76.05	75.02	x			
[Tikhon	x	x	80.97	83.89	x	81.52]

Olympic Champion Murofushi was injured, but would have had his hands full with Tikhon and Devyatovski, who with 86.73 and 84.90 headed the list of entrants. The Belarussians led the qualifiers with 79.26 and 81.20 respectively, though Tikhon only progressed with his third and final effort. In the final Esser was the early leader with 78.57 and 79.11, and Devyatovski had the first 80m throw (80.45) in round two, with Tikhon answering in the next round with 80.97 – after opening with two fouls. The tall (194/120Kg) Devyatovski responded with 82.60, which led the more compact (186/110Kg) Tikhon to produce a throw of 83.89, a championship record, and beaten in a global championship only by his coach Sergey Litvinov (84.80 at the 1988 Olympics). Tikhon followed Litvinov and Andrey Abduvaliyev as the only men to retain a hammer throw world title.

On March 8, 2013 the IAAF announced that re-testing of doping samples taken in Helsinki had revealed adverse findings for Tikhon and Devyatovski. The former had already failed a re-test from the 2004 Olympic Games, resulting the 2012 stripping of the silver medal he won on that occasion. "This re-testing is just the latest example of the IAAF's firm resolve to expose cheating in our sport," remarked the IAAF President Lamine Diack.

The IAAF confirmed the annulment of his Helsinki gold in February 2014. Tikhon's offences in 2004 & 2005 were regarded as one transgression, he had could not have been informed of the 2004 infraction before he committed another in 2005. The IAAF Doping Review Board confirmed a two-year period of annulled results for the Belarussian (August 22, 2004 to August 21, 2006) and an additional two-year suspension (August 4, 2012 to August 3, 2014).

The 2005 world title passed to Devyatovski, whose own doping re-test case from Helsinki was still open as at June 30, 2015. Belarusia's third hammer thrower Vorontsov originally placed 27th, but he too was found guilty of a doping offence following the re-analysis of his Helsinki sample.

Qualifying round (77.50 or top 12 to final) (Aug 6)

Group A qualifiers: Devyatovski 81.20; Karjalainen 77.30; Klose 76.47; Khersontsev 75.92; Piskunov DQ (r4.0.1) (76.04) (Qualified for final but disqualified in retrospect)

Non-qualifiers: Chris Harmse RSA 74.37; AG Kruger USA 73.63; Dilshod Nazarov TJK 73.38; Andras Haklits CRO 73.26; Eserf Apak TUR 73.04; Miloslav Konopka SVK 72.91; Igor Tugay UKR 70.85; Juan Ignacio Cerra ARG 68.44; Dorian Collaku ALB 58.83; Sergey Kirmasov RUS NM

Group B qualifiers: Tikhon 79.26; Ziółkowski 78.34; Skvaruk 77.21; Pars 76.86; Esser 76.45; Konovalov 76.42; Charfreitag 76.30

Non-qualifiers: Alexandros Papadimitriou GRE 74.99; Lukás Melich CZE 74.53; Ali Mohamed Al-Zinkawi KUW 72.28; James Parker USA 71.95; Mohsen Anani EGY 71.78; Roman Rozna MDA 71.52; Nicola Vizzoni ITA 70.77; Patric Suter SUI 68.54; Andrei Vorontsov BLR DQ (r4.0.1) (69.71)

Osaka 2007

Final (Aug 27)

1,	Ivan Tikhon	BLR	83.63
2,	Primoz Kozmus	SLO	82.29
3,	Libor Charfreitag	SVK	81.60
4,	Vadim Devyatovski	BLR	81.57
5,	Krisztian Pars	HUN	80.93
6,	Koji Murofushi	JPN	80.46

7, Szymon Ziółkowski	POL	80.09
8, Markus Esser	GER	79.66
9, Olli-Pekka Karjalainen FIN 78.35; 10, Miloslav Konopka SVK 78.09; 11, Egřef Apak TUR 76.92; 12, Ali Mohamed Al-Zinkawi KUW 76.04		

Series	1	2	3	4	5	6
Tikhon	x	x	79.35	x	80.77	83.63
Kozmus	80.68	79.62	82.12	x	x	82.29
Charfreitag	x	80.93	79.10	76.88	81.60	80.48
Devyatovski	76.28	80.95	x	81.22	81.57	81.20
Pars	78.29	79.49	79.55	79.63	77.29	80.93
Murofushi	76.94	79.46	80.38	79.56	80.13	80.46
Ziółkowski	79.81	80.09	78.58	79.87	x	77.53
Esser	78.67	79.66	78.37	x	79.19	79.46

In 2005 Tikhon had opened the final with two fouls, and in 2007 he did exactly the same. On this occasion he then threw 79.35 to move a metre ahead of Karjalainen for the all-important eighth place. Immediately before Tikhon, Kozmus had thrown 82.12 to overtake Devyatovski and Charfreitag. The latter two improved in the next two rounds, the Belarusian with 81.22 and 81.57, and Charfreitag with 81.60. Meanwhile, Tikhon had managed his first 80m throw of the day in round five, with 80.77. The final round saw four of the top eight improve, Pars leading off with 80.93, followed by Murofushi's 80.46. Then came Tikhon. A fast balanced series of turns saw the twice crowned champion hurling the hammer out to 83.63, with television catching Tikhon's exhortations as the implement flew. The throw was the longest of 2007. Kozmus responded magnificently, missing his national record by one centimetre with 82.29.

As detailed in the report for Helsinki 2005, Tikhon has been retroactively disqualified for doping for two years up to August 21, 2006.

Qualifying round (77.00 or top 12 to final) (Aug 25)

Group A qualifiers: Charfreitag 80.61; Devyatovski 79.30; Pars 79.11; Murofushi 77.25; Apak 75.27

Non-qualifiers: Jim Steacy CAN 74.11; Yevgeniy Vinogradov UKR 73.87; Nicola Vizzoni ITA 73.64; András Haklits CRO 73.04; Mohsen Anani EGY 72.93; David Söderberg FIN 72.45; Dilshod Nazarov TJK 71.70; Dorian Collaku ALB 68.30; Kibwe Johnson USA NM

Group B qualifiers: Konopka 79.83; Ziółkowski 78.90; Kozmus 77.93; Tikhon 77.75; Al-Zinkawi 76.49; Esser 76.36; Karjalainen 76.12

Non-qualifiers: Igors Sokolovs LAT 73.92; Alex Kruger USA 73.19; Alexandros Papadimitriou GRE 71.58; Cosmin Sorescu ROU 71.49; Chris Harmse RSA 71.07; Aleksey Zagorniy RUS 70.94; Hiroaki Doi JPN 69.89; Fatih Eryildirim TUR 67.87

Berlin 2009

Final (Aug 17)

1, Primož Kozmus	SLO	80.84
2, Szymon Ziółkowski	POL	79.30
3, Aleksey Zagorniy	RUS	78.09
4, Krisztián Pars	HUN	77.45
5, Sergei Litvinov	GER	76.58
6, Markus Esser	GER	76.27
7, András Haklits	CRO	76.26
8, Pavel Kryvitski	BLR	76.00

9, Nicola Vizzoni ITA 73.70; 10, Libor Charfreitag SVK 72.63; 11, Dilshod Nazarov TJK 71.69; Igor Vinichenko RUS NM

Series	1	2	3	4	5	6
Kozmus	75.14	79.74	77.21	79.28	80.15	80.84
Ziółkowski	77.44	79.30	77.85	77.66	78.09	76.89
Zagorniy	76.11	x	77.42	x	75.11	78.09
Pars	75.51	x	x	77.45	x	x
Litvinov	74.50	74.49	75.88	76.58	76.00	74.45
Esser	68.07	76.27	74.07	x	x	x
Haklits	72.60	75.12	75.09	x	74.82	76.26
Kryvitski	73.72	x	72.73	x	x	76.00

Pars led the qualifying round with 78.68, but the tension of the final kept the first-round lead – by Ziółkowski – down to 77.44. Kozmus went ahead in the next round with 79.74, to which Ziółkowski immediately countered with his seasonal best of 79.30. Zagorniy was third at this point with 76.11; he progressed to 77.42 in round three, was overtaken by Pars (77.45) and came back with 78.09 in the final round. Kozmus, meanwhile, was exerting his authority, improving to 80.15 in the fifth before launching the winning throw of 80.84. Behind Pars in fifth was Sergey Litvinov, son of the first World Champion.

Qualifying round (77.50 or top 12 to final) (Aug 15)

Group A qualifiers: Ziółkowski 77.89; Litvinov 77.68; Kozmus 77.55; Vinichenko 77.54; Vizzoni 76.95; Haklits 76.39; Nazarov 75.83

Non-qualifiers: Ali Mohamed Al-Zinkawi KUW 75.10; Olli-Pekka Karjalainen FIN 74.09; Mohsen Anani EGY 72.68; Mike Mai USA 72.58; Yuri Shayunov BLR 71.37; Alex Kruger USA 70.19; Artem Rubanko UKR 69.81; Ainārs Vaičiulēns LAT 66.89; Amanmurad Hommadov TKM 57.39; Chris Harmse RSA NM

Group B qualifiers: Pars 78.68; Kryvitski 77.85; Esser 76.81; Charfreitag 76.29; Zagorniy 75.38

Non-qualifiers: Lukás Melich CZE 74.47; Jake Freeman USA 74.19; Igors Sokolovs LAT 73.97; David Söderberg FIN 73.69; Jérôme Bortoluzzi FRA 73.09; Aleksey Sokirskiy UKR 72.56; Alexandros Papadimitriou GRE 72.02; Javier Cienfuegos ESP 72.01; Dmitry Shako BLR 71.80; Egřef Apak TUR 70.70; Juan Ignacio Cerra ARG 69.37; Bergur Ingi Pétursson ISL 68.62

Daegu 2011

Final (Aug 29)

1, Koji Murofushi	JPN	81.24
2, Krisztián Pars	HUN	81.18
3, Primož Kozmus	SLO	79.39
4, Markus Esser	GER	79.12
5, Pavel Kryvitski	BLR	78.53
6, Kirill Ikonnikov	RUS	78.37
7, Szymon Ziółkowski	POL	77.64
8, Nicola Vizzoni	ITA	77.04

9, Olli-Pekka Karjalainen FIN 76.60; 10, Dilshod Nazarov TJK 76.58; 11, Paweł Fajdek POL 75.20; Yuriy Shayunov BLR NM

Series	1	2	3	4	5	6
Murofushi	79.72	81.03	81.24	79.42	81.24	80.83
Pars	77.28	78.84	79.14	79.97	60.34	81.18
Kozmus	77.50	79.39	78.93	x	76.01	78.19
Esser	x	78.56	76.71	75.01	79.12	77.88
Kryvitski	73.98	78.24	78.53	x	77.35	x
Ikonnikov	x	x	77.22	x	78.37	78.12
Ziółkowski	75.04	77.64	76.75	x	74.99	75.10
Vizzoni	77.04	76.31	76.94	76.01	75.82	x

In only his third meeting of year, Murofushi dominated the final from the start, reeling off consecutive seasonal bests with 79.72, 81.03 and 81.24. Behind him Kozmus, returning from retirement, and Pars led the opposition with 79.39 and 79.14 after the first three rounds. Pars moved into second in the fourth round with 79.97, and was tantalizingly close to the lead with his final throw of 81.18. Nevertheless it was Murofushi's day. A decade after winning the silver, the popular Japanese threw 81.24 again the 80.83 to confirm his gold, while Pars continued his relentless rise in the championships since 2005 – seventh, fifth, fourth and now silver. Among the non-qualifiers was Sergey Litvinov, son and namesake of the champion from 1983 & 1987.

Qualifying round (77.00 or top 12 to final) (Aug 27)

Group A qualifiers: Murofushi 78.56; Pars 77.21; Ziółkowski 77.19; Nazarov 76.93; Karjalainen 76.60; Ikonnikov 75.36

Non-qualifiers: Mohamed Ali Al-Zankawi KUW 75.35; Kibwe Johnson USA 75.06; Egřef Apak TUR 73.38; Igors Sokolovs LAT 72.95; Marcel Lomnický SVK 72.68; Valeriy Sviatoha BLR 71.58; Eivind Henriksen NOR 71.27; András Haklits CRO 70.93; Dzimtry Marshyn AZE 70.04; Lee Yun-Chul KOR 68.98; Mostafa Al-Gamel EGY 68.38; Kaveh Mousavi IRI 68.01

Group B qualifiers: Kryvitski 78.16; Esser 77.60; Shayunov 76.74; Vizzoni 76.74; Kozmus 76.54; Fajdek 76.10

Non-qualifiers: Sergei Litvinov RUS 74.80; Kristóf Németh HUN 74.09; Olekx Sokyrskyy UKR 73.81; James Steacy CAN 73.32; Libor Charfreitag SVK 72.20; Michael Mai USA 69.96; Fatih Eryildirim TUR 69.37; Mattias Jons SWE 67.93; Javier Cienfuegos ESP 67.49; Juan Ignacio Cerra ARG 64.27; Amanmurad Hommadov TKM 62.97

Moscow 2013

Final (Aug 12)

1, Paweł Fajdek	POL	81.97
2, Krisztián Pars	HUN	80.30
3, Lukás Melich	CZE	79.36
4, Primož Kozmus	SLO	79.22
5, Dilshod Nazarov	TJK	78.31
6, Koji Murofushi	JPN	78.03
7, Nicola Vizzoni	ITA	77.61
8, Marcel Lomnický	SVK	77.57

9, Szymon Ziółkowski POL 76.84; 10, Markus Esser GER 76.25; 11, Sergey Litvinov RUS 75.90; 12, Yuriy Shayunov BLR 73.68

Series	1	2	3	4	5	6
Fajdek	81.97	80.92	x	78.41	x	79.57
Pars	80.30	79.47	79.61	78.90	79.02	x
Melich	70.66	77.11	79.36	76.88	x	75.52
Kozmus	77.80	79.21	79.22	78.26	x	x
Nazarov	72.45	75.89	77.69	78.31	77.27	77.84
Murofushi	78.03	75.38	77.17	77.63	77.92	76.03
Vizzoni	75.33	77.61	75.29	x	75.42	x
Lomnický	76.62	x	77.57	x	76.46	76.48

With 23 consecutive victories and an unbeaten 2013, Pars was an almost unanimous choice to win, and he duly took the lead in the opening round with 80.30. Then Fajdek created one of the biggest surprises of the meeting when he cast his hammer out to 81.97. The Pole admitted afterwards that he was "a little shocked". He overcame his amazement with 80.92 – the second best throw of the competition – in the next round. Behind them, Murofushi was in third with his opening 78.03, but slipped back when Kozmus reached 79.21 and Melich 79.36. Interestingly, it was Fajdek who had previously been the last man to defeat Pars in June 2012. In tenth place was Sergey Litvinov, son of the 1983 and 1987 champion.

Qualifying round (77.00 or top 12 to final) (Aug 10)

Group A qualifiers: Pars 79.06; Melich 78.52; Lomnický 76.97; Murofushi 76.27; Fajdek 76.17

Non-qualifiers: Mattias Jons SWE 73.47; A. G. Kruger USA 73.35; Yevhen Vynohradov UKR 72.90; Valeri Sviatokha BLR 72.05; Hassan Mohamed Mahmoud EGY 71.88; Roberto Janet CUB 71.73; Javier Cienfuegos ESP 70.79; Ashraf Ashraf Amjad Al-Saifi QAT 69.70; Aleksey Zagorniy RUS NM

Group B qualifiers: Kozmus 78.10; Nazarov 77.93; Litvinov 77.41; Ziółkowski 76.85; Esser 75.90; Vizzoni 75.38; Shayunov 75.18

Non-qualifiers: Quentin Bigot FRA 74.98; Pavel Kryvitski BLR 74.45; Ákos Hudi HUN 74.30; Irgors Sokolovs LAT 72.78; Dzmitry Marshyn AZE 72.43; Chris Harmse RSA 71.42; Aleksey Korolyov RUS 69.69

HAMMER THROW

Multiple Medalists:

3	Igor Astapkovich	URS/BLR	91-2, 93-2, 95-2
	Koji Murofushi	JPN	01-2, 03-3, 11-1
	Szymon Ziółkowski	POL	01-1, 05-2, 09-2
	Primož Kozmus	SLO	07-2, 09-1, 11-3
2	Sergey Litvinov	URS	81-1, 87-1
	Yuriy Sedykh	URS	83-2, 91-1
	Heinz Weis	GER	91-3, 97-1
	Andrey Abduvaliyev	TJK	93-1, 95-1
	Tibor Gécsek	HUN	93-3, 95-3
	Ivan Tikhon	BLR	03-1, 07-1
	Krisztián Pars	HUN	11-2, 13-2

Most Finals:

7	Astapkovich	91-2, 93-2, 95-2, 97-5, 99-9, 01-7, 03-nm
---	-------------	---

Most Appearances:

9	Nicola Vizzoni	ITA	97-22Q, 99-7, 01-4, 03-15Q, 05-24Q, 07-16Q, 09-9, 11-8, 13-7
---	----------------	-----	--

National Placings:

	1	2	3	4	5	6	7	8	Points
HUN	-	4	2	5	1	2	1	1	78
BLR	3	2	-	2	2	1	2	1	64
GER	2	-	3	2	2	3	1	1	64
URS	3	3	-	1	2	-	-	-	58
RUS	-	-	3	-	2	4	4	2	48
POL	2	2	1	-	-	-	2	-	40
SLO	1	1	1	1	1	-	-	-	30
JPN	1	1	1	-	-	2	-	-	27
UKR	-	1	1	1	2	-	-	1	27
TJK	2	-	-	-	1	-	-	-	20
ITA	-	-	-	1	-	-	2	1	10
SVK	-	-	1	-	-	-	-	2	8
CZE	-	-	1	-	-	-	-	-	6
USA	-	-	-	-	1	-	1	-	6
FIN	-	-	-	1	-	-	-	-	5
FRA	-	-	-	-	-	1	-	2	5
GRE	-	-	-	-	-	1	-	1	4
CRO	-	-	-	-	-	-	1	-	2
BUL	-	-	-	-	-	-	-	2	2
Totals	14	14	14	14	14	14	14	14	504

Javelin Throw

Helsinki 1983

Final (Aug 12)

1,	Detlef Michel	GDR	89.48
2,	Tom Petranoff	USA	85.60
3,	Dainis Kūla	URS	85.58
4,	Heino Puuste	URS	84.56
5,	Per Erling Olsen	NOR	83.54
6,	Kentth Eldebrink	SWE	83.28
7,	Zdeněk Adamec	TCH	81.30
8,	Klaus Tafelmeier	FRG	80.42

9, Bob Roggy USA 79.84; 10, Aimo Aho FIN 79.34; 11, Rod Ewaliko USA 77.74; 12, Esa Utrainen FIN 76.66

Series	1	2	3	4	5	6
Michel	88.96	89.48	88.74	x	x	86.70
Petranoff	80.38	85.60	85.30	x	x	x
Kūla	85.58	80.70	82.78	82.42	83.08	x
Puuste	77.84	78.86	84.56	79.00	70.16	81.66
Olsen	x	81.72	83.54	77.60	74.92	x
Eldebrink	83.28	78.84	x	78.94	x	77.26
Adamec	81.30	x	x	x	75.62	x
Tafelmeier	75.06	80.42	x	x	x	x

After beautiful warm weather for the first half of the championships, the conditions were cold and wet for Finland's favourite event. The biggest victim of the conditions was American Petranoff, who had recently improved the world record to 99.48. His best throw in the final was 85.60, but that was good enough for a silver medal, narrowly ahead of Olympic Champion Kūla.

The gold went to GDR thrower Michel, who had lost to Petranoff in the USA-GDR match earlier in the summer. He opened with throws of 88.96, 89.48 and 88.74. No-one else could better any of these three marks, especially since the rain became torrential in the second half of the contest. Michel himself did finish in style, with 86.70.

Qualifying round (84.00 or top 12 to final) (Aug 10)

Group A qualifiers: Tafelmeier 88.86; Petranoff 85.68; Utrainen 84.22; Kūla 83.16; Ewaliko 82.68; Aho 81.92

Non-qualifiers: Einar Vilhjálmsson ISL 81.72; Zakayo Malekwa TAN 72.92; Trevor Modeste GRN 51.84

Group B qualifiers: Michel 90.40; Roggy 86.16; Puuste 85.86; Eldebrink 85.64; Adamec 84.54; Olsen 83.10

Non-qualifiers: Arto Härkönen FIN 81.42; Michael O'Rourke NZL 75.32; Laslo Babits CAN 74.16

Rome 1987

Final (Aug 30)

1,	Seppo Rätty	FIN	83.54
2,	Viktor Yevsyukov	URS	82.52
3,	Jan Železný	TCH	82.20
4,	Tom Petranoff	USA	81.28
5,	Lev Shatilo	URS	81.02
6,	Kazuhiko Mizoguchi	JPN	80.24
7,	Mick Hill	GBR	79.66
8,	Dag Wennlund	SWE	78.40

9, David Ottley GBR 77.64; 10, Pascal Lefèvre FRA 77.14; 11, Peter Borglund SWE 75.46; 12, Duncan Atwood USA 72.54

Series	1	2	3	4	5	6
Rätty	79.86	78.08	82.32	76.52	79.44	83.54
Yevsyukov	82.10	80.36	x	x	82.52	80.34
Železný	80.56	82.20	79.50	x	79.38	x
Petranoff	75.48	80.46	81.28	x	80.76	x
Shatilo	69.84	81.02	76.84	71.42	x	x
Mizoguchi	80.24	x	77.98	77.26	77.28	77.72
Hill	78.14	79.66	74.72	x	74.64	75.52
Wennlund	72.52	75.68	78.40	76.76	x	77.48

Seppo Rätty showed why a Finn should never be underestimated in this event. Only the 10th best qualifier, he had an embarrassing start when he stumbled and dug his javelin in on the runway just before his first throw. After two rounds, Rätty lay in seventh place. The lead at this point was held by world record holder Železný at 82.20. The Finn took the lead with a magnificent national record of 82.32 in the third. That

held up until round five, when Yevsyukov threw 30cm further. Rätý had dipped to 76.52 and 79.44 but returned to the lead with 83.54 in the final round. He was arguably the most surprising winner of the championships.

Qualifying round (79.00 or top 12 to final) (Aug 29)

Group A qualifiers: Yevsyukov 81.36; Lefèvre 80.60; Železný 79.20; Atwood 78.92; Hill 78.88; Borglund 78.30; Rätý 78.22

Non-qualifiers: Antonios Papadimitriou GRE 76.48; Sejad Krdžalić YUG 75.94; Roald Bradstock GBR 75.86; Emil Tsvetanov BUL 75.48; Masami Yoshida JPN 74.90; Juan de la Garza MEX 73.36; Andreas Linden FRG 72.22; Kim Jae-Sang KOR 71.88; Zakayo Malekva TAN 71.74; Tarak Chaabani TUN 64.66; Bassam Alsharh SYR 61.64; Romeo Montanes PHI 58.38

Group B qualifiers: Petranoff 81.26; Mizoguchi 80.58; Ottley 78.64; Shatilo 78.20; Wennlund 77.78

Non-qualifiers: Einar Vilhjálmsson ISL 77.46; Klaus Tafelmeier FRG 76.46; Marek Kaleta URS 76.10; Jyrki Blom FIN 75.74; Sigurdur Einarsson ISL 75.52; Gavin Lovegrove NZL 74.16; Mirosław Witkec POL 73.62; Ivan Mustapić YUG 73.34; Justin Arop UGA 71.76; Mark Babich USA 70.76; Fabio de Gaspari ITA 70.76; Zdeněk Adamec TCH 70.72; Mike Mahovitch CAN 67.64

Tokyo 1991

Final (Aug 26)

1,	Kimmo Kinnunen	FIN	90.82
2,	Seppo Rätý	FIN	88.12
3,	Vladimir Sasimovich	URS	87.08
4,	Gavin Lovegrove	NZL	84.24
5,	Mick Hill	GBR	84.12
6,	Sigurdur Einarsson	ISL	83.46
7,	Dag Wennlund	SWE	81.14
8,	Patrik Bodén	SWE	78.58
9,	Einar Vilhjálmsson ISL 77.28; 10, Vadim Bavikin ISR 77.18; 11, Peter Blank GER 72.62; 12, Raymond Hecht GER 70.58		

Series	1	2	3	4	5	6
Kinnunen	90.82	x	x	82.12	82.74	x
Rätý	81.04	81.22	84.14	x	x	88.12
Sasimovich	x	87.08	x	x	x	
Lovegrove	76.16	75.54	82.30	82.02	x	84.24
Hill	84.12	x	x	x	76.44	79.94
Einarsson	75.76	82.00	83.46	x	81.54	82.60
Wennlund	x	74.26	81.14	75.56	78.02	x
Bodén	74.16	x	78.12	x	73.62	78.58

For the second successive World Championships, Finland provided an unexpected winner. Kinnunen showed he would be a force in the final by smashing his personal best with an 88.48 qualifying throw. Meanwhile, two of the pre-championship favourites – Steve Backley and Jan Železný – were eliminated.

It did not take long for the 23-year-old Finn to make an impression in the final. In the first round, he became only the third man to exceed 90m with the new specification javelin. Kinnunen sprinted round the track in celebration and passed in round two. Sasimovich, with his only valid throw of the final, set a national record of 87.08 in the second round. In the third, defending champion Rätý improved to third place at 84.14, but was pushed out of the medals in the sixth by Lovegrove's 84.24. Kinnunen had returned to back up his monster throw with 82.12 and 82.74. With the last throw in the final, Rätý, the world record holder, produced 88.12 to claim the silver.

The winner is the son of 1968 Olympic silver medallist Jorma Kinnunen and the older brother of 1989 European Junior silver medallist Jarkko Kinnunen.

Qualifying round (82.00 or top 12 to final) (Aug 25)

Group A qualifiers: Kinnunen 88.48; Lovegrove 82.08; Vilhjálmsson 80.10

Non-qualifiers: Dmitry Polyunin URS 78.50; Steve Backley GBR 78.24; Ramón González CUB 77.72; Pascal Lefèvre FRA 77.26; Jan Železný TCH 76.26; Ari Pakarinen FIN 76.14; Masami Yoshida JPN 75.96; Dave Stephens USA 75.10; Peter Borglund URS 74.40; Sejad Krdžalić YUG 73.84; Juan de la Garza MEX 72.84; Viktor Zaytsev URS 72.48; Klaus Tafelmeier GER 72.42; Rodrigo Zelaya CHI 70.70; Angel Mandzhukov BUL 69.78; Julián Sotelo ESP 65.74; Trevor Modeste GRN 62.68

Group B qualifiers: Rätý 87.34; Blank 82.56; Wennlund 82.46; Sasimovich 82.38; Hecht 81.92; Bavikin 81.56; Einarsson 80.60; Bodén 79.64; Hill 79.54

Non-qualifiers: Zhang Lianbiao CHN 78.94; Radoman Škečić YUG 76.10; Sigurdur Matthiasson ISL 76.02; Colin Mackenzie GBR 75.12; Mike Barnett USA 75.02; Tom Pukstys USA 74.72; Kazuhiko Mizoguchi JPN 73.78; Kim Ki-Hun KOR 73.62; Luis Lucumi COL 70.48; Frederic Morgan AUSA 66.98; Frans Mahuse INA 66.20; Benjamin Cawicaan PHI 61.38

Stuttgart 1993

Final (Aug 16)

1,	Jan Železný	TCH	85.98
2,	Kimmo Kinnunen	FIN	84.78
3,	Mick Hill	GBR	82.96
4,	Steve Backley	GBR	81.80
5,	Ari Pakarinen	FIN	81.08
6,	Dag Wennlund	SWE	80.52
7,	Vladimir Sasimovich	BLR	78.70
8,	Patrik Bodén	SWE	78.00
9,	Tom Pukstys USA 77.92; 10, Terry McHugh IRL 76.22; 11, Miloš Steigaut TCH 70.78; Dmitry Polyunin UZB DQ (r40.1) (83.38)		

Series	1	2	3	4	5	6
Železný	81.86	x	x	83.82	85.98	84.62
Kinnunen	77.46	7.68	84.78	x	81.72	82.46
Hill	82.80	80.18	80.08	x	81.48	82.96
Backley	79.78	81.66	79.00	81.16	80.18	81.80
Pakarinen	81.08	76.52	x	x	x	80.44
Wennlund	80.52	75.10	76.54	x	x	x
Sasimovich	75.88	78.70	x	77.34	75.90	75.82
Bodén	75.18	78.00	76.84			
[Polyunin	75.50	80.54	83.38	x	x	81.72]

Železný – third in 1987 and a non-qualifier in 1991 – finally won a world title despite being well below his best. After opening with 81.86 in the final, the Czech thrower had two bad fouls and was only fourth at halfway. Defending champion Kinnunen was in front followed by Polyunin and Hill. Nobody else could improve in the next two rounds except Železný, with throws of 83.82 then 85.98 to take the lead.

Hill, competing in his third world final, improved to 82.96 with his final throw but was now one place outside the medals. Hill's team-mate Backley also improved to consolidate his fifth place. A doping test failure by Polyunin promoted the two Britons to third and fourth places.

Qualifying round (81.00 or top 12 to final) (Aug 15)

Group A qualifiers: Železný 83.22; Pakarinen 83.06; Polyunin 81.04 (Qualified for final but disqualified in retrospect); Hill 80.78; Kinnunen 78.86; Bodén 78.34

Non-qualifiers: Kostas Gatsioudis GBR 76.70; Yuriy Rybin RUS 76.58; Edward Kaminski USA 75.70; Ivan Mustapić CRO 75.64; Colin Mackenzie GBR 75.34; Tom Petranoff RSA 75.26; Marek Kaleta EST 74.80; Sigurdur Einarsson ISL 74.40; Fabio De Gaspari ITA 74.34; Peter Blank GER 74.10; Rodrigo Zelaya CHI 73.26; Dainis Kūla LAT 73.18; Lee Wook-Jong KOR 72.04; Radoman Škečić IWP 71.50; Art Skipper USA 68.72; Andrew Currey USA 66.72; Edgar Baumann PAR 59.82

Group B qualifiers: Pukstys 79.84; Backley 79.64; Wennlund 78.48; McHugh 78.28; Sasimovich 78.24; Steigaut 78.10

Non-qualifiers: Vladimir Ovchinnikov RUS 77.98; Boris Henry GER 77.42; Gavin Lovegrove NZL 77.08; Vadim Bavikin ISL 76.98; Raymond Hecht GER 75.00; Peter Borglund SWE 74.58; Seppo Rätý FIN 74.30; Pascal Lefèvre FRA 73.34; Viktor Zaytsev UZB 73.22; Kenneth Petersen DEN 72.00; Viktor Yevsyukov KAZ 71.12; Vladimir Parlyonov UZB 70.88; Juan de la Garza MEX 70.86; Ambrosi Matiasvili GEO 69.54; Steve Feraday CAN 68.40; Marcis Strobinders LAT 68.38; Ryan Haylock CAY 56.76; Phillip Spies RSA NM

Gothenburg 1995

Final (Aug 13)

1,	Jan Železný	CZE	89.58
2,	Steve Backley	GBR	86.30
3,	Boris Henry	GER	86.08
4,	Raymond Hecht	GER	83.30
5,	Dag Wennlund	SWE	82.04
6,	Mick Hill	GBR	81.06
7,	Yuriy Rybin	RUS	81.00
8,	Andreas Linden	GER	80.76
9,	Aki Parviainen FIN 79.58; 10, Andrey Moruyev RUS 79.14; 11, Seppo Rätý FIN 78.76; 12, Harri Hakkarainen FIN 78.16		

Series	1	2	3	4	5	6
Železný	80.52	83.02	82.92	88.92	89.06	89.58
Backley	81.10	x	78.30	x	84.92	86.30
Henry	83.10	85.16	84.30	80.36	84.06	86.08
Hecht	83.30	x	82.80	83.02	81.48	81.74
Wennlund	x	78.68	82.04	-	-	-
Hill	79.06	79.88	81.06	x	79.06	x
Rybin	x	75.76	81.00	x	79.54	x
Linden	x	80.76	x	79.72	-	78.16

When Železný failed to qualify for the Tokyo final, it was felt that the Czech soldier was a poor competitor in big meetings. Golds at the Barcelona Olympics and in Stuttgart changed that perspective, and another gold in Gothenburg solidified Železný's position as one of the all-time greats. The 21 year-old German, Henry, set a short-lived championship record of 87.60 in the qualifying round. Železný improved that to 90.12 in the same group.

It was another German, Hecht, who led after the first round in the final with 83.30. Henry went ahead with 85.16 in round 2. At halfway, Železný was only third (83.02), but he took control at the end of the fourth round with 88.92. No-one could top that apart from Železný himself in the final round. In the meantime, Backley improved to third in the fifth round then silver with his own last throw.

"The big one in round 4 brought relief and then I was sure I was the winner," said Železný. It was a miserable final for the Finns: none of their three finalists qualified for three further throws.

Qualifying round (82.00 or top 12 to final) (Aug 11)

Group A qualifiers: Hill 83.54; Linden 80.16; Hecht 79.82; Hakkarainen 79.66
Non-qualifiers: Vladimir Sasimovich BLR 78.94; Vladimir Ovchinnikov RUS 78.28; Patrik Bodén SWE 77.62; Andrew Currey AUS 76.84; Tom Pukstys USA 76.12; Gavin Lovegrove NZL 74.98; Kenneth Petersen DEN 74.22; Phillip Spies RSA 74.06; Ivan Mustapić CRO 73.12; Edgar Baumann PAR 72.90; Viktor Zaytsev UZB 71.08; Aleksandr Fingert ISR 70.94; Kazuhiro Mizoguchi JPN 68.66; Fredy Mahuse INA 68.18; Fernando Palomo ESA 62.90
Group B qualifiers: Železný 90.12; Henry 87.60; Moruyev 85.60; Backley 83.20; Rätý 82.42; Rybin 82.14; Parviainen 80.98; Wennlund 79.00
Non-qualifiers: Emeterio González CUB 76.54; Gregor Höglér AUT 76.40; Terry McHugh IRL 74.58; Sigurdur Einarsson ISL 74.10; Vladimir Parfyonov UZB 73.64; Fikret Ozsoy TUR 73.50; Ed Kaminski USA 71.92; Kim Ki-Hoon KOR 70.20; Juan de la Garza MEX 70.20; Donald Sild EST NM

Athens 1997

Final (Aug 5)

1, Marius Corbett	RSA	88.40
2, Steve Backley	GBR	86.80
3, Kostas Gatsioudis	GRE	86.64
4, Mick Hill	GBR	86.54
5, Sergey Makarov	RUS	86.32
6, Boris Henry	GER	84.54
7, Emeterio González	CUB	83.56
8, Aki Parviainen	FIN	82.80

9, Jan Železný CZE 82.04; 10, Gregor Höglér AUT 81.56; 11, Andrey Moruyev RUS 81.38; 12, Patrik Bodén SWE 80.66

Series	1	2	3	4	5	6
Corbett	76.58	88.40	87.40	83.84	84.54	82.42
Backley	82.94	84.74	x	x	83.20	86.80
Gatsioudis	81.70	86.64	89.98	x	x	-
Hill	84.48	86.54	x	83.64	x	83.04
Makarov	84.56	86.32	84.70	81.94	83.16	84.48
Henry	84.54	78.50	82.90	82.48	83.46	84.42
González	82.08	82.22	83.56	79.20	x	79.72
Parviainen	75.18	82.80	x	x	x	-

From the start this was a competition of surprises. Supposed medal contenders like Hecht, Pukstys, Rätý and Lovegrove were casualties in the qualifying round and the final saw a rare fall from grace by two-time champion Železný, who finished ninth. The thunderbolt was delivered in the second round when the previously unconsidered Corbett, who had ranked only equal 19th among the 40 entrants with a best of 83.90, astonished himself along with everyone else with an African record throw of 88.40, and proved that was no fluke with an effort just one metre less in the next round. That second round also yielded throws of 86.64 by Gatsioudis and 86.54 (his best for four years) by Hill, which held second and third places until – on his final attempt – a surprisingly subdued Backley moved from fifth into the silver medal position with a throw of 86.80, thereby depriving his close friend Hill of the bronze. The bemused winner, the 1994 world junior champion, remarked: "I thought I might find a big throw in the final, but maybe fourth or fifth. I never thought of gold."

Qualifying Round (83.00 or top 12 to final) (Aug 3)

Group A qualifiers: Henry 83.42; Gatsioudis 83.32; Hill 82.24; Höglér 81.54; González 80.88; Corbett 80.72; Makarov 80.62

Non-qualifiers: Raymond Hecht GER 79.38; Tom Pukstys USA 78.64; Sami Saksio FIN 76.20; Pål Arne Fagernes NOR 75.66; Eriks Rags LAT 75.06; Roald Bradstock USA 74.92; Nick Nieland GBR 74.52; Firas Al-Mohammed SYR 74.04; Edgar Baumann PAR 72.96; Alex Fingert ISR 69.74; Robert Tersek SLO 69.08; Vladimir Parfyonov UZB 62.48; Posianus Gnemen INA 57.12

Group B qualifiers: Železný 83.66; Backley 81.40; Bodén 80.88; Parviainen 80.76; Moruyev 80.30

Non-qualifiers: Terry McHugh IRL 77.90; Vladimir Sasimovich BLR 77.38; Seppo Rätý FIN 77.24; Andreas Linden GER 75.90; Gavin Lovegrove NZL 75.62; Rajmund Kolko POL 74.98; Dimitris Polymerou GRE 74.94; Sergey Voynov UZB 74.32; Juan de la Garza MEX 71.98; Chu Ki-Young KOR 70.84; Bouna Diop SEN 69.66; Pius Bazighe NGR 69.64; Ed Kaminski USA 69.42; Adrian Hatcher AUS 69.18; Roberto Calderao NCA 67.92

Seville 1999

Final (Aug 29)

1, Aki Parviainen	FIN	89.52
2, Kostas Gatsioudis	GRE	89.18
3, Jan Železný	CZE	87.67
4, Pål Arne Fagernes	NOR	86.24
5, Raymond Hecht	GER	85.92
6, Boris Henry	GER	85.43
7, Emeterio González	CUB	84.32
8, Steve Backley	GBR	83.84

9, Sergey Makarov RUS 83.20; 10, Eriks Rags LAT 81.64; 11, Harri Haatainen FIN 80.92; 12, Matti Närhi FIN 79.47

Series	1	2	3	4	5	6
Parviainen	81.63	86.08	83.78	85.00	89.52	-
Gatsioudis	89.18	83.35	81.72	81.68	x	87.16
Železný	83.60	87.67	x	x	x	-
Fagernes	82.99	86.24	78.98	81.74	x	x
Hecht	85.92	85.24	x	79.23	79.01	81.38
Henry	83.28	83.38	83.67	82.98	85.43	x
González	76.41	83.00	84.32	78.38	81.97	78.55
Backley	83.84	82.60	81.20	x	x	x

A long opening throw can often destroy the opposition and when the favourite, Gatsioudis, began with 89.18 it looked as though Greece could celebrate a men's as well as women's javelin champion. Far behind, Parviainen moved into second at the start of round 2, to be quickly replaced by Fagernes with a Norwegian record of 86.24, but later in the round Železný continued a brilliant comeback by overtaking everyone but Gatsioudis with 87.67. That's how it remained until, in the fifth round, Parviainen came up with a throw which thrust him into the heavily populated ranks of Finnish javelin greats. Second to Železný on the all-time list, with 93.09 in 1999, but lacking any medals since winning the 1992 world junior title, he hurled the spear 89.52 to become the eleventh Finn to capture a world or Olympic javelin crown!

In eighth place Backley, hampered by a knee injury, ended a five-year sequence of winning a medal in every major championship, while defending champion Corbett failed to reach the final.

Qualifying round (83.50 or top 12 to final) (Aug 27)

Group A qualifiers: Železný 84.31; Hecht 83.41; Parviainen 82.84; Haatainen 81.83; Backley 81.68; Rags 81.61

Non-qualifiers: Vladimir Sasimovich BLR 80.18; Dariusz Trafas POL 78.43; Sergey Voynov UZB 77.35; Terry McHugh IRL 77.23; Andrew Currey AUS 76.34; Marius Corbett RSA 76.34; Patrik Bodén SWE 75.66; Ali Al-Jadani KSA 72.19; Tom Pukstys USA DNS

Group B qualifiers: Gatsioudis 87.97; Närhi 85.05; Henry 83.35; González 82.86; Makarov 82.25; Fagernes 81.74

Non-qualifiers: Peter Blank GER 80.89; Mick Hill GBR 80.75; Arunas Jurksas LTU 79.56; Li Rongxiang CHN 79.24; Gregor Höglér AUT 75.94; Johan Kloeck BEL 74.87; Yu Nam-Sung KOR 72.87; Nick Nieland GBR 72.12; Nery Kennedy PAR 71.74

Edmonton 2001

Final (Aug 12)

1, Jan Železný	CZE	92.80
2, Aki Parviainen	FIN	91.31
3, Kostas Gatsioudis	GRE	89.95
4, Breaux Greer	USA	87.00
5, Raymond Hecht	GER	86.46

6,	Boris Henry	GER	85.52
7,	Sergey Makarov	RUS	83.64
8,	Ériks Rags	LAT	82.82

9, Li Rongxiang CHN 81.80; 10, Aleksandr Ivanov RUS 80.56; 11, Voldemārs Lūsis LAT 79.70; 12, Mick Hill GBR 77.81

Series	1	2	3	4	5	6
Železný	81.76	92.80	89.45	x	87.28	x
Parviainen	91.31	x	x	x	x	x
Gatsioudis	x	88.39	87.54	89.95	x	x
Greer	87.00	85.61	x	x	x	x
Hecht	80.61	80.24	86.46	x	81.59	x
Henry	80.70	85.52	84.52	x	85.51	85.33
Makarov	83.64	78.59	x	x	-	-
Rags	77.83	79.56	82.82	x	79.56	x

This was the last of the four men's throws in Edmonton, and the third in which the championship record was beaten. In fact it fell three times. In the qualifying round, 35 year-old Jan Železný reached 90.76 to confirm he was ready to regain his title at his seventh championships. One who did not qualify was two-time silver medalist Steve Backley, though his compatriot Mick Hill, another veteran from Rome 1987, reached his sixth final, while defending champion Parviainen scraped through in 11th place.

Surprisingly, Železný's new meeting record did not survive the first round of the final, because Parviainen opened with 91.31. In any other javelin competition, this would have been a winner but in round 2 Železný's spear went out to 92.80. Gatsioudis won his third successive world medal, a bronze.

Qualifying round (84.00 or top 12 to final) (Aug 10)

Group A qualifiers: Gatsioudis 87.81; Hecht 84.90; Rags 84.13; Ivanov 83.18; Li 81.78

Non-qualifiers: Steve Backley GBR 81.50; Harri Haatainen FIN 81.43; Dariusz Trafas POL 81.38; Peter Blank GER 80.96; Emeterio González CUB 79.71; Tom Pukstys USA 78.10; Vadim Bavikin ISR 77.91; Sergey Voynov UZB 76.77; Matti Närhi FIN NM

Group B qualifiers: Železný 90.76; Henry 86.53; Hill 84.88; Greer 83.60; Makarov 82.92; Lūsis 81.85; Parviainen 81.82

Non-qualifiers: Scott Russell CAN 81.66; Juha Laukkanen FIN 78.28; Nick Nieland GBR 78.02; Terry McHugh IRL 75.49; Marc van Mensel BEL 71.89; Andreas Thorkildsen NOR 68.41

Paris 2003

Final (Aug 31)

1,	Sergey Makarov	RUS	85.44
2,	Andrus Värnik	EST	85.17
3,	Boris Henry	GER	84.74
4,	Jan Železný	CZE	84.09
5,	Aki Parviainen	FIN	83.05
6,	Christian Nicolay	GER	81.77
7,	Miroslav Guzdek	CZE	81.40
8,	Peter Blank	GER	80.34

9, Steve Backley GBR 80.13; 10, Li Rongxiang CHN 78.24; 11, Andreas Thorkildsen NOR 77.75; 12, Aleksandr Ivanov RUS 77.32

Series	1	2	3	4	5	6
Makarov	85.44	x	x	82.72	82.11	85.31
Värnik	85.17	x	x	81.98	x	80.51
Henry	84.74	82.41	83.32	x	82.14	83.44
Železný	82.98	x	84.09	x	x	81.24
Parviainen	83.05	76.63	79.90	75.79	x	77.78
Nicolay	80.85	81.77	x	80.60	x	81.26
Guzdek	77.99	81.40	x	75.67	77.32	78.54
Blank	80.34	x	76.29	x	79.39	78.43

Jan Železný made history by becoming the first athlete to compete at eight World Championships, but he was out of the medals this time even though the distances thrown were unspectacular. Each of the first seven throws in the final produced a new leader, and ultimately all the medal-winning throws came in the first round; first Henry 84.74, then Värnik 85.17 and Makarov 85.44. Železný moved from sixth to fourth with 84.09 in the third. The angle of the winning throw was measured at 39.8°, the steepest of Makarov's six tries. His father Aleksandr Makarov was the silver medalist in the 1980 Olympic javelin, while his wife Oksana was herself a world finalist in 1997 and 1999.

Qualifying round (81.00 or top 12 to final) (Aug 29)

Group A qualifiers: Henry 83.43; Makarov 82.22; Li 81.76; Värnik 81.11; Backley 80.23; Parviainen 78.91; Guzdek 77.24

Non-qualifiers: Voldemārs Lūsis LAT 75.15; Gergely Horváth HUN 74.76; Isbel Luaces CUB 74.07; Nery Kennedy PAR 68.83

Group B qualifiers: Železný 82.88; Nicolay 80.54; Thorkildsen 79.44; Ivanov 79.26; Blank 78.48

Non-qualifiers: Vadim Bavikin ISR 77.06; Breaux Greer USA 76.82; Sergey Voynov UZB 76.66; Emeterio González CUB 76.18; Ériks Rags LAT 75.72

Helsinki 2005

Final (Aug 10)

1,	Andrus Värnik	EST	87.17
2,	Andreas Thorkildsen	NOR	86.18
3,	Sergey Makarov	RUS	83.54
4,	Tero Pitkämäki	FIN	81.27
5,	Aleksandr Ivanov	RUS	79.14
6,	Ériks Rags	LAT	78.77
7,	Ainārs Kovals	LAT	77.61
8,	Mark Frank	GER	77.56

9, Aki Parviainen FIN 74.86; 10, Guillermo Martínez CUB 72.68; 11, Tomas Intas LTU 70.11; 12, Scott Russell CAN 68.59

Series	1	2	3	4	5	6
Värnik	79.06	x	76.47	87.17	85.29	x
Thorkildsen	78.36	81.52	83.41	85.71	86.18	x
Makarov	80.77	83.30	79.95	83.48	82.55	83.54
Pitkämäki	75.44	x	79.64	81.27	x	x
Ivanov	77.93	79.14	x	x	x	77.12
Rags	73.12	78.77	x	x	x	77.34
Kovals	74.05	x	77.61	x	x	x
Frank	75.82	73.19	71.17	x	77.56	x

Three-time winner Jan Železný, and top American Breaux Greer were missing through injury, leaving Olympic Champion Thorkildsen, and Helsinki-born Pitkämäki as favourites. Reigning champion Makarov led the qualifying round with 85.08 from Pitkämäki (82.21) and Thorkildsen (81.45). Way back at 41.18 was Samoa's Shaka Sola. He was entered for the shot but missed his flight to Helsinki and arrived too late for his main event. The IAAF gave him the choice of competing instead in the 100m or the Javelin. His mark was a national record and he was cheered wildly by the Finnish fans.

Only Makarov, with 80.77, could get over 80m in round one of the final, held in wretched weather. The silvery-haired Russian improved to 83.30 in round two, with only Thorkildsen able to respond by the end of round three, with 83.41. After Pitkämäki finally got over 80m in round four with 81.27, Värnik shocked the crowd with a throw of 87.17. Thorkildsen, ever a fiery competitor, replied with 85.71 and 86.18, but the day belonged to the Estonian. Biomechanical analysis of the event showed that Thorkildsen had the fastest arm of the medalists, reaching an initial velocity of 31.87 metres per second with his best throw compared with 30.83 by Värnik and 30.76 by Makarov.

Qualifying round (81.00 or top 12 to final) (Aug 9)

Group A qualifiers: Makarov 85.08; Thorkildsen 81.45; Parviainen 79.48; Rags 78.79; Martínez 78.37; Frank 77.87; Intas 77.08

Non-qualifiers: Nick Nieland GBR 76.71; Stefan Müller SUI 76.30; Marian Bokor SVK 74.81; Firas Al-Mohammed SYR 72.63; Gergely Horváth HUN 72.33; Francesco Pignata ITA 72.17; Gabriel Wallin SWE 72.04; Oleg Statsenko UKR 64.44; Shaka Sola SAM 41.18

Group B qualifiers: Pitkämäki 82.21; Värnik 80.97; Kovals 80.80; Ivanov 79.65; Russell 79.45

Non-qualifiers: Christian Nicolay GER 76.68; Vadims Vasiļevskis LAT 76.16; Lohan Hattenbach RSA 75.94; Li Rongxiang CHN 74.95; Esko Mikkola FIN 72.54; John Reutenendorf USA 70.49; Ronny Nilson NOR 70.07; Yukifumi Murakami JPN 68.31; Vadim Bavikin ISR 66.74; Dejan Angelovski MKD 58.23

Osaka 2007

Final (Sep 2)

1,	Tero Pitkämäki	FIN	90.33
2,	Andreas Thorkildsen	NOR	88.61
3,	Breaux Greer	USA	86.21
4,	Vadims Vasiļevskis	LAT	85.19

5,	Aleksandr Ivanov	RUS	85.18
6,	Robert Oosthuizen	RSA	84.52
7,	Igor Janik	POL	83.38
8,	Tero Järvenpää	FIN	82.10
9, Guillermo Martínez CUB 82.03; 10, Magnus Arvidsson SWE 81.98; 11, Eriks Rags LAT 80.12; 12, Teemu Wirkkala FIN 78.01			

Series	1	2	3	4	5	6
Pitkämäki	81.62	89.16	83.64	87.72	x	90.33
Thorkildsen	82.78	88.61	x	82.80	x	87.33
Greer	x	80.67	84.31	x	86.21	83.81
Vasilevskis	x	85.19	x	77.42	x	x
Ivanov	85.18	84.71	81.42	84.91	81.55	x
Oosthuizen	84.52	79.77	x	79.18	x	x
Janik	79.82	x	83.38	x	-	x
Järvenpää	80.30	79.40	82.10	x	77.30	75.40

The most eagerly awaited field event in Osaka saw 2007's two 91m men – Greer and Pitkämäki – pitted against Olympic champion Thorkildsen. The qualifying was led by Vasilevskis and Greer, but the final was led at the end of round one by Russia's talented Ivanov, with his competition best of 85.18. Pitkämäki, whose style was reminiscent of the 1959 world record setter Al Cantello, launched himself bodily in a dive in throwing 89.16 in round two. He was immediately followed by Vasilevskis (85.19) and Thorkildsen (88.61) who were inspired to their best of the competition. The Finn supported his best throw with 87.76 in round four, and only Greer improved in round five – from sixth to bronze with 86.21. Thorkildsen managed a fine 87.33, and then Pitkämäki, with the gold medal sewn up, produced a beauty of a throw, which landed beyond 90m at 90.33. He thus became the fourth Finnish man to win the world javelin title.

Qualifying round (82.00 or top 12 to final) (Aug 31)

Group A qualifiers: Greer 86.78; Järvenpää 84.35; Arvidsson 84.17; Thorkildsen 82.33; Wirkkala 79.82; Rags 79.79

Non-qualifiers: Hardus Pienaar RSA 79.30; Igor Sukhomlinov RUS 79.05; Joshua Robinson AUS 78.48; Sergey Makarov RUS 78.22; Stuart Farquhar NZL 78.08; Pablo Pietrobelli ARG 74.81; Stephan Steding GER 74.61; Miroslav Guzdek CZE 74.13; Stefan Müller SUI 71.48; Marko Jänes EST 69.65; Csongor Oltean HUN 64.44

Group B qualifiers: Vasilevskis 87.37; Martínez 82.99; Ivanov 82.42; Oosthuizen 82.06; Janik 80.83; Pitkämäki 80.62

Non-qualifiers: Peter Esenwein GER 79.62; Ainārs Kovals LAT 79.42; Qin Qiang CHN 77.71; Yukifumi Murakami JPN 77.63; Jarrod Bannister AUS 77.57; Scott Russell CAN 77.54; Andrus Värnik EST 75.96; Alexon Maximiano BRA 75.15; Victor Fatecha PAR 73.55; Eric Brown USA 73.07; Felix Loretz SUI 71.27; Gabriel Wallin SWE 70.61

Berlin 2009

Final (Aug 23)

1,	Andreas Thorkildsen	NOR	89.59
2,	Guillermo Martínez	CUB	86.41
3,	Yukifumi Murakami	JPN	82.97
4,	Vadims Vasilevskis	LAT	82.37
5,	Tero Pitkämäki	FIN	81.90
6,	Antti Ruuskanen	FIN	81.87
7,	Ainārs Kovals	LAT	81.54
8,	Mark Frank	GER	81.32
9, Teemu Wirkkala FIN 79.82; 10, Petr Frydrych CZE 79.29; 11, Tero Järvenpää FIN 75.57; 12, Sean Furey USA 74.51			

Series	1	2	3	4	5	6
Thorkildsen	77.80	89.59	88.95	x	-	-
Martinez	83.43	83.28	78.22	77.27	-	86.41
Murakami	76.01	82.97	x	x	-	77.90
Vasilevskis	x	82.05	x	x	x	82.37
Pitkämäki	81.90	81.14	80.50	x	80.17	81.14
Ruuskanen	75.36	75.67	81.87	78.65	x	80.87
Kovals	x	81.54	x	x	75.98	76.39
Frank	73.77	79.86	x	x	x	81.32

Vasilevskis led the qualifiers with 86.69, as just three throwers made the automatic qualifying distance of 82m. The final was led by Martínez with 83.43, which held up until Thorkildsen reached 89.59 in the second round. The Norwegian then backed this up with 88.95. No-one else was able to reach 83m after that, until Martínez came up with 86.41 in the final round. Murakami edged Vasilevskis for the bronze

82.97 to 82.37. Reigning champion Pitkämäki, suffering from a fever, had a bad day, and placed fifth.

Thorkildsen's win meant that he became the first male javelin thrower to hold the Olympic, World and European titles.

Qualifying round (82.00 or top 12 to final) (Aug 21)

Group A qualifiers: Murakami 83.10; Martínez 82.50; Pitkämäki 81.65; Thorkildsen 80.37; Kovals 79.76; Järvenpää 79.48

Non-qualifiers: Sergey Makarov RUS 78.68; Csongor Oltean HUN 78.46; Mihkel Kukk EST 78.18; Mike Hazle USA 78.17; Park Jae-Myong KOR 78.16; Qin Qiang CHN 77.65; Roman Avramenko UKR 77.44; Aleksandr Ashomko BLR 76.85; Eriks Rags LAT 76.23; Vítězslav Veselý CZE 75.76; Jonas Lohse SWE 75.33; Melik Janoyan ARM 74.74; Adrian Markowski POL 74.13; Tino Häber GER 74.11; Stefan Müller SUI 72.83; Thomas Smet BEL 70.35; Victor Fatecha PAR 68.65; Tomas Intas LTU 68.40

Group B qualifiers: Vasilevskis 86.69; Frank 80.85; Wirkkala 79.84; Frydrych 79.57; Furey 79.28; Ruuskanen 78.69

Non-qualifiers: Stuart Farquhar NZL 78.53; Fatih Avan TUR 78.12; Aleksandr Ivanov RUS 78.00; Tom Govaerts BEL 77.37; Chris Hill USA 77.14; Aleksandr Pyatnytsya UKR 76.13; Vladimir Kazlov BLR 75.38; Igor Janik POL 75.20; Jung Sang-Jin KOR 72.80; Arley Ibarquén COL 72.54; Ilya Korotkov RUS 71.59; Mohamed Ali Kebabou TUN 68.75; Júlio César de Oliveira BRA 68.49; Robert Oosthuizen RSA 67.86; Mervyn Luckwell GBR 66.30; Ignacio Guerra CHI & Tanel Laanmäe EST NM

Daegu 2011

Final (Sep 3)

1,	Matthias de Zordo	GER	86.27
2,	Andreas Thorkildsen	NOR	84.78
3,	Guillermo Martínez	CUB	84.30
4,	Vítězslav Veselý	CZE	84.11
5,	Fatih Avran	TUR	83.34
6,	Roman Avramenko	UKR	82.51
7,	Jarrod Bannister	AUS	82.25
8,	Mark Frank	GER	81.81
9, Antti Ruuskanen FIN 79.46; 10, Dmitriy Tarabin RUS 79.06; 11, Stuart Farquhar NZL 78.99; 12, Sergey Makarov RUS 78.76			

Series	1	2	3	4	5	6
de Zordo	86.27	85.51	-	-	82.88	81.40
Thorkildsen	80.75	80.46	80.60	84.78	x	80.28
Martinez	84.30	80.12	80.09	76.99	-	78.69
Veselý	81.19	x	84.11	79.64	76.28	x
Avan	78.24	83.34	78.96	79.87	x	77.58
Avramenko	82.51	x	82.20	79.71	78.87	x
Bannister	82.25	x	-	x	76.60	x
Frank	78.78	x	81.81	78.48	80.98	77.73

Thorkildsen, the World, Olympic and European Champion, was favoured to win, though he had carried injury problems through most of the season. The Norwegian had some difficulty in qualifying, reaching 81.83, short of the automatic qualifying distance of 82.50.

Martinez led the qualifiers with 83.77, then threw 84.30 in round one of the final. That lasted as the lead for two throws, when de Zordo threw 86.27. The German southpaw produced the only other 85m throw with his second cast of 85.51, and at the end of the third round the bronze medal position was held by Veselý with his 84.11. Thorkildsen then improved from eighth to silver with 84.78, and the last 23 throws of the competition saw just four efforts of more than 80m. De Zordo noted that "my coach told me to hit it hard on the first throw, and I'm glad I was able to do so". That coach was Boris Henry, bronze medalist in 1995 & 2003.

Qualifying round (82.50 or top 12 to final) (Sep 1)

Group A qualifiers: Martínez 83.77; Tarabin 82.92; de Zordo 82.05; Thorkildsen 81.83; Veselý 81.64; Bannister 81.35

Non-qualifiers: Yukifumi Murakami JPN 80.19; Jakub Vadlejch CZE 80.08; Tero Pitkämäki FIN 79.46; Scott Russell CAN 77.49; Eriks Rags LAT 77.34; Yervásios Filippidis GRE 76.66; Mihkel Kukk EST 76.42; Aleksandr Pyatnytsya UKR 73.56; Matija Kranjc SLO 73.17; John Robert Oosthuizen RSA 73.14; Ihab Abd El Rahman EGY 71.99; Rinat Tarzumanov UZB 70.32

Group B qualifiers: Farquhar 82.10; Avran 81.94; Frank 81.93; Avramenko 81.46; Makarov 81.42; Ruuskanen 81.03

Non-qualifiers: Igor Janik POL 80.88; Ari Mannio FIN 80.27; Chen Qi CHN 78.42; Leslie Copeland FJI 76.57; Petr Frydrych CZE 76.18; Vadims Vasilevskis LAT 75.23; Gabriel Wallin SWE 74.44; Arley Ibarquén COL 74.02; Aleksandr Ivanov RUS 73.81; Spiridon Lebesis GRE 73.35; Zigismunds Sirmis LAT 73.16; Jung Sang-Jin KOR 72.03

Moscow 2013

Final (Aug 17)

1,	Vítězslav Veselý	CZE	87.17
2,	Tero Pitkämäki	FIN	87.07
3,	Dmitriy Tarabin	RUS	86.23
4,	Julius Yego	KEN	85.40
5,	Antti Ruuskanen	FIN	81.44
6,	Andreas Thorkildsen	NOR	81.06
7,	Ihab Abd El Rahman	EGY	80.94
8,	Risto Mätas	EST	80.03

9, Stuart Farquhar NZL 79.24; 10, Kim Amb SWE 78.91; 11, Ivan Zaytsev UZB 78.33; Roman Avramenko UKR DQ (r40.1) (82.05)

Series	1	2	3	4	5	6
Vesely	87.17	78.80	81.21	83.80	x	-
Pitkämäki	83.40	86.88	87.07	85.67	x	85.22
Tarabin	x	84.38	x	82.25	x	86.25
Yego	80.60	x	81.13	x	85.40	81.20
Ruuskanen	77.96	80.32	x	x	75.86	81.44
Thorkildsen	80.93	76.82	x	80.62	81.06	-
El Rahman	79.02	78.57	80.94	78.70	76.85	x
Mätas	78.32	78.87	80.03	-	-	-
[Avramenko	81.32	x	80.12	82.05	78.61	80.80]

The nature of javelin throwing brings more injuries than in the other throws. Veselý (knee/stomach) and Pitkämäki (rib surgery) had been suffering in the lead up to the championships, but were still regarded as the two most likely to succeed along with Tarabin, who had thrown a world leading 88.84 three weeks before the championship.

Pitkämäki opened in the final with 83.40, then Veselý followed five throws later with 87.17. The Czech would not get near to that effort, but for Pitkämäki the challenge was on. Four of his remaining five throws would exceed 85m, the best of 87.07 coming in the third round. Behind them Tarabin was in third with his second round 84.38, until the short but powerful Yego set a Kenyan record in round five with 85.40.

On the morning of the final Tarabin and his wife Mariya Abakumova (the 2011 women's World Champion) had apparently received a phone call from Russian President Vladimir Putin, in which he told them that he believed in them "and expected medals". Tarabin was aware of these words when making his last throw of 86.23, which wrested the bronze from Yego. The 10cm winning margin was the closest in the history of the event.

Roman Avramenko of Ukraine originally placed fifth in the final with 82.05, but was disqualified after failing a test for an anabolic steroid.

Qualifying round (82.50 or top 12 to final) (Aug 15)

Group A qualifiers: Pitkämäki 84.39; Thorkildsen 83.05; Zaytsev 81.53; Veselý 81.51; Yego 80.88; Amb 80.84; Farquhar 80.73

Non-qualifiers: Bernhard Seifert GER 80.02; Guillermo Martinez CUB 79.67; Keshorn Walcott TTO 78.78; Aleksey Tovarnov RUS 78.43; Marcin Krukowski POL 76.93; Valeriy Iordan RUS 76.92; Hamish Peacock AUS 76.33; Thomas Röhrer GER 74.45; Uladzimir Kazlou BLR 72.66

Group B qualifiers: El Rahman 83.62; Ruuskanen 81.36; Tarabin 81.32; Mätas 80.18

Non-qualifiers: Fath Avan TUR 80.09; Vadims Vasiljevskis LAT 79.68; Teemu Wirkkala FIN 79.50; Victor Fatecha PAR 79.03; Riley Dolezal USA 78.76; Yukifumi Murakami JPN 77.75; Zhao Qinggang CHN 77.61; Lars Hamann GER 77.10; Lukasz Grzeszczuk POL 74.72; Gabriel Wallin SWE 74.66; Robert Oosthuizen RSA 74.36; Leslie Copeland FIJ 72.30; Roman Avramenko UKR DQ (r40.1) (80.37)

JAVELIN THROW

Multiple Medalists:

5	Jan Zelezny	TCH/CZE	87-3, 93-1, 95-1, 99-3, 01-1
4	Andreas Thorkildsen	NOR	05-2, 07-2, 09-1, 11-2
3	Kostas Gatsioudis	GRE	97-3, 99-2, 01-3
2	Seppo Rätty	FIN	87-1, 91-2
	Kimmo Kinnunen	FIN	91-1, 93-2
	Steve Backley	GBR	95-2, 97-2
	Boris Henry	GER	95-3, 03-3
	Aki Parviainen	FIN	99-1, 01-2
	Sergey Makarov	RUS	03-1, 05-3
	Andrus Värnik	EST	03-2, 05-1
	Tero Pitkämäki	FIN	07-1, 13-2
	Guillermo Martinez	CUB	09-2, 11-3

Men's Javelin Throw, continued

Most Finals:

7	Zelezny	87-3, 93-1, 95-1, 97-9, 99-3, 01-1, 03-4
---	---------	--

Most Appearances:

8	Zelezny	87-3, 91-18Q, 93-1, 95-1, 97-9, 99-3, 01-1, 03-4
	Makarov	97-5, 99-9, 01-7, 03-1, 05-3, 07-18Q, 09-13Q, 11-12
	Eriks Rags	LAT 97-22Q, 99-10, 01-8, 03-17Q, 05-6, 07-11, 09-26Q, 11-20Q

National Placings:

	1	2	3	4	5	6	7	8	Points
FIN	4	4	-	1	4	1	-	2	86
GER	2	-	2	1	2	4	-	6	59
CZE	4	-	1	2	-	-	1	-	50
NOR	1	3	-	1	1	1	-	-	41
GBR	-	2	1	2	1	1	1	1	40
RUS	1	-	2	-	3	-	2	-	36
URS	-	1	2	1	1	-	-	-	28
USA	-	1	1	2	-	-	-	-	23
GRE	-	1	2	-	-	-	-	-	19
LAT	-	-	-	2	-	1	2	1	18
CUB	-	1	1	-	-	-	2	-	17
EST	1	1	-	-	-	-	-	1	16
SWE	-	-	-	-	1	2	1	3	15
RSA	1	-	-	-	-	1	-	-	11
JPN	-	-	1	-	-	-	-	-	9
TCH	-	-	1	-	-	-	1	-	8
KEN	-	-	-	1	-	-	-	-	5
NZL	-	-	-	1	-	-	-	-	5
TUR	-	-	-	-	1	-	-	-	4
ISL	-	-	-	-	-	1	-	-	3
UKR	-	-	-	-	-	1	-	-	3
AUS	-	-	-	-	-	-	1	-	2
BLR	-	-	-	-	-	-	1	-	2
EGY	-	-	-	-	-	-	1	-	2
POL	-	-	-	-	-	-	1	-	2
Totals	14	14	14	14	14	14	14	14	504

Decathlon

Helsinki 1983

(Aug 12/13)

		<u>1971/1984</u>
1,	Daley Thompson	GBR 8666/8714
2,	Jürgen Hingsen	FRG 8561/8599
3,	Siegfried Wentz	FRG 8478/8513
4,	Uwe Freimuth	GDR 8433/8469
5,	Stephan Niklaus	SUI 8212/8207
6,	Aleksandr Nevskly	URS 8201/8176
7,	Torsten Voss	GDR 8167/8140
8,	Steffen Grummt	GDR 8149/8142

9, Guido Kratschmer FRG 8096/8059; 10, Dariusz Ludwig POL 7982/7957; 11, Trond Skramstad NOR 7827/7775; 12, Robert de Wit NED 7769/7715; 13, Martin Machura TCH 7639/7568; 14, Conny Silber SWE 7527/7464; 15, Thrainn Hafsteinsson ISL 7356/7277; 16, Josko Vlačić YUG 7329/7261; 17, Angel Diaz GUA 6239/6191; 18, Niulolo Pelesikoti TGA 5332/5278; Harri Sundell FIN DNF (5870/6420); Claudio Escariza PAR DNF (5056/5367); John Cris USA DNF (4342/4320); Konstantin Akhapkin URS DNF (4054/4078); Grigory Degtyarov URS DNF (2495/2563); Mark Anderson USA DNF (2200/2254); Ahmed Mahour Bacha ALG DNF (1412/1464)

Olympic Champion Thompson had missed 14 weeks of training with groin and back injuries, and only decided to compete in Helsinki at the last moment – a brave decision considering the opposition would include world record holder Hingsen. Thompson had stated that the speed events had been affected most by his ailments, so when he won the 100m by nearly four metres, a British victory looked more likely. Hingsen was immediately left with a deficit of 89 points. Thompson followed up with a season's best long jump, while Hingsen was well below his best in the shot and high jump. The tall German won the 400m – narrowly – to end the day 120 points down on Thompson but comfortably ahead of the rest.

The second day started with another danger event for Thompson, the sprint hurdles. Again he exceeded expectations by clocking 14.37, a single hundredth slower than Hingsen. A poor discus by the German lost further ground, and despite pbs in the pole vault and javelin, he

would have needed to beat Thompson by 22 seconds in the 1500m for victory. In fact the gap was just eight seconds in Hingsen's favour. After a brilliant 75.08 javelin throw, another German, Wentz, claimed the bronze medal.

Individual marks:

	100	LJ	SP	HJ	400	110h	DT	PV	JT	1500
Thompson	10.60	7.88	15.35	2.03	48.12	14.37w/44.46	5.10	65.24	4:29.72	
Hingsen	10.95	7.75	15.66	2.00	48.08	14.36w/43.30	4.90	67.42	4:21.59	
Wentz	10.94	7.24	15.11	2.00	48.09	14.13w/44.98	4.70	75.08	4:28.52	
Freimuth	11.05	7.43	15.25	2.00	48.43	14.89w/48.64	4.80	70.48	4:28.61	
Niklaus	10.69	7.06	14.88	2.03	48.12	15.06w/48.74	4.20	73.94	4:49.35	
Nevskiy	11.07	7.20	14.90	2.00	49.35	14.63w/49.08	4.20	64.50	4:19.90	
Voss	10.69	7.48	14.12	2.03	48.02	14.49w/38.10	4.60	60.08	4:31.19	
Grummt	11.18	7.26	16.14	1.91	48.97	14.61w/46.98	4.50	64.54	4:32.56	
Kratschmer	10.86	7.35	14.99	1.94	48.61	14.29w/46.56	4.60	52.24	4:36.43	
Ludwig	11.17	7.29	13.77	2.00	48.84	15.33w/43.90	4.70	62.00	4:26.05	
Skramstad	11.20	6.90	13.53	2.00	49.13	14.90	38.18	4.50	59.78	4:18.18
de Wit	11.36	6.70	12.73	1.97	49.46	14.76	42.28	4.60	59.70	4:18.92
Machura	11.17	7.27	14.45	2.00	50.24	16.23	48.08	4.40	54.68	4:56.76
Silfver	11.41	6.64	14.80	1.91	51.55	15.00	41.70	4.40	60.08	4:36.94
Halsteinsson	11.73	6.53	13.80	1.82	50.47	15.81	48.58	4.10	56.28	4:22.72
Viasic	11.55	6.99	13.33	1.85	51.01	15.01	39.38	4.00	58.46	4:29.25
Diaz	11.65	6.37	18.98	1.91	52.01	16.15	25.70	3.50	50.90	4:29.42
Pelesikoti	11.80	6.47	10.76	1.67	53.13	16.65	33.70	3.40	NM	5:08.32
Sundell	11.11	7.23	13.95	2.06	49.49	14.72	42.10	4.30	NM	DNS
Escauriza	11.41	6.77	13.23	1.85	52.98	17.77	38.74	4.00	DNS	
Crist	11.42	6.76	12.89	1.88	51.67	DNF	42.02	DNS		
Akhapkin	11.02	7.44	13.73	1.94	49.43	DNF	DNS			
Degtyaryov	11.01	7.41	15.03	NH	DNS					
Anderson	11.39	6.83	13.61	DNS						
Bacha	11.64	6.69	DNS							

Rome 1987

(Sep 3/4)

1,	Torsten Voss	GDR	8680
2,	Siegfried Wentz	FRG	8461
3,	Pavel Tarnovskiy	URS	8375
4,	Christian Plaziat	FRA	8307
5,	Christian Schenk	GDR	8304
6,	Simon Poelman	NZL	8296
7,	Alain Blondel	FRA	8178
8,	Aleksandr Nevskiy	URS	8174
9,	Daley Thompson	GBR	8124
10,	William Mott	FRA	8062
11,	Beat Gähwiler	SUI	8034
12,	Gary Kinder	AUS	8030
13,	Rob Muzzio	USA	8017
14,	Michael Neugebauer	FRG	7733
15,	Mikael Olander	SWE	7696
16,	Veroslav Valenta	TCH	7574
17,	Lars Warming	DEN	7537
18,	Paul Hewlett	VB	6474
19,	Tim Bright	USA	DNF
20,	Dave Steen	CAN	DNF
21,	Lee Fu-An	TPE	DNF
22,	Valter Kūlvet	URS	DNF
23,	Pedro da Silva	BRA	DNF
24,	Petri Keskitalo	FIN	DNF
25,	Marco Rossi	ITA	DNF
26,	Jürgen Hingsen	FRG	DNF
27,	Michael Smith	CAN	DNF
28,	Robert de Wit	NED	DNF

Daley Thompson's nine-year unbeaten run as a decathlete ended when the Briton placed just ninth. Like 1983, Thompson suffered with injuries before the championships. This time, however, he had even less time to prepare and was only in front after the 100m. The lead then passed to the GDR's Voss, who remained on top for the entire contest. The high jump saw the end of Hingsen's hopes of improving on his Helsinki silver. The tall German was carrying an injury and withdrew. The end of the first day was marked by the torrential rain which poured on to the 400m runners. Voss led from Plaziat with Thompson third.

Wentz had the best start to the second day and was a solid second after the discus. Thompson, winning many admirers with his battle, was now fourth and dropping. Wentz - who himself was nursing an achilles problem - lost hope of catching Voss after the GDR athlete cleared 5.10 in the pole vault to open a massive 277-point lead with two events remaining. Tarnovskiy moved into third spot after the javelin. The top three placings were unchanged by the 1500m.

Individual marks:

	100	LJ	SP	HJ	400	110h	DT	PV	JT	1500
Voss	10.69	7.88	14.98	2.10	47.96	14.13	43.96	5.10	58.02	4:25.93
Wentz	10.78	7.42w	15.57	1.98	48.48	14.06	47.36	4.70	65.28	4:33.70
Tarnovskiy	11.01	7.23	15.32	2.07	49.22	14.46	47.66	4.90	58.60	4:23.96
Plaziat	10.80	7.76	14.70	2.10	49.63	14.64	44.92	4.80	53.08	4:27.72
Schenk	11.42	7.63	15.30	2.25	51.34	15.03	47.26	4.50	61.42	4:23.55
Poelman	10.83	7.46	15.57	2.04	50.07	14.45	44.28	4.80	58.90	4:28.08
Blondel	11.15	7.47	13.68	1.98	47.91	14.46	42.28	4.90	55.68	4:16.31
Nevskiy	11.13	7.45	15.33	2.04	50.01	15.01	46.42	4.70	60.56	4:29.69
Thompson	10.67	7.52	15.09	2.01	48.61	14.87	45.18	4.80	54.14	4:48.78

	100	LJ	SP	HJ	400	110h	DT	PV	JT	1500
Mott	11.27	7.21	14.98	2.19	50.88	14.94	47.36	4.50	58.38	4:35.83
Gähwiler	11.29	7.20	14.59	1.92	49.54	14.83	43.24	4.80	63.28	4:20.87
Kinder	11.03	7.31	16.23	1.95	52.22	15.01	46.94	4.80	66.10	4:50.52
Muzzio	11.25	7.22	16.64	1.98	50.89	14.97	45.90	4.70	59.14	4:36.33
Neugebauer	11.02	7.36	12.94	2.07	51.85	14.43	39.70	4.40	56.28	4:33.32
Olander	11.40	6.72	14.94	1.95	51.36	16.32	46.76	4.80	70.94	4:39.63
Valenta	11.36	7.16	14.68	1.95	52.38	15.44	46.72	4.50	57.56	4:45.83
Warming	11.12	7.25	12.89	1.95	50.42	14.67	40.94	4.60	44.36	4:29.53
Hewlett	11.25	6.43	11.59	1.83	52.14	15.96	32.88	3.80	45.46	4:38.40
Bright	11.23	7.26w	14.10	1.95	51.68	14.42	39.38	5.40	DNS	
Steen	11.17	7.47	12.84	1.95	49.59	15.73	40.18	5.00	DNS	
Lee	11.00	7.39	13.42	2.04	51.06	DNS				
Kūlvet	11.19	7.10	14.74	1.92	49.58	DNS				
da Silva	10.86	7.20	13.85	2.01	57.45	DNS				
Keskitalo	10.79	7.49	14.49	1.89	DNS					
Rossi	10.94	6.88	14.24	1.95	DNS					
Hingsen	11.26	6.67	15.33	NH	DNS					
Smith	11.14	6.78w	DNS							
de Wit	11.26	6.60	DNS							

Tokyo 1991

(Aug 29/30)

1,	Dan O'Brien	USA	8812
2,	Michael Smith	CAN	8549
3,	Christian Schenk	GER	8394
4,	Röbert Zmëlik	TCH	8379
5,	Petri Keskitalo	FIN	8318
6,	Simon Poelman	NZL	8267
7,	Eduard Hämäläinen	URS	8233
8,	Antonio Peñalver	ESP	8200

9, Christian Plaziat FRA 8122; 10, Thorsten Dauth GER 8069; 11, Beat Gähwiler SUI 8011; 12, Michael Kohnle GER 8000; 13, Alain Blondel FRA 7848; 14, Munehiro Kaneko JPN 7672; 15, Paul Scott AUS 7663; 16, Jan Trefny SUI 7610; 17, Lars Warming DEN 7529; 18, Samson YUG 7468; 19, Alper Kasapoğlu TUR 7211; 20, Rob Muzzio USA 7133; 21, Dave Johnson USA 6378; 22, Marco Baffi ITA 6209; Mikhail Medved URS DNF (5869); Henrik Dagård SWE DNF (5663); Pedro da Silva BRA DNF (3929); Homelo Vi TGA DNF (2049); Dezső Szabó HUN DNF (647); Viktor Radchenko URS, Anthony Brannen GBR & Lee Fu-An TPE DNS

O'Brien established himself as favourite when he scored 8844w in the 1991 US Championships, just below Daley Thompson's world record of 8847. Any doubts about the 25 year-old American's ability to reproduce that form were swept away by his 100m performance: 10.41 into a headwind. The next quickest was 10.74. He increased his lead with a 7.90 long jump, though he had a no-jump well in excess of 8m. A personal best in the shot put followed, before great disappointment in the high jump, where O'Brien could go no higher than 1.91. This was well below his best of 2.13 and the points he lost in this event ultimately prevented him from breaking the world record. The American resumed his great form in the 400m when he ran a second quicker than ever, 46.53. The next quickest was Smith, 47.53. The Canadian was second after the first day, 68 points down on O'Brien.

Personal bests in the 110m hurdles and javelin, and a "win" in the pole vault, helped put O'Brien within striking distance of the world record before the 1500m. He fell five seconds short with a respectable 4:37.50. His total of 8812 was, however, the best leg mark ever with a new specification javelin. Smith smashed his Canadian record in second place, while Olympic Champion Schenk won a close battle for the bronze.

Individual marks:

	100	LJ	SP	HJ	400	110h	DT	PV	JT	1500
O'Brien	10.41	7.90	16.24	1.91	46.53	13.94	47.20	5.20	60.66	4:37.50
Smith	10.81	7.68	15.69	2.09	47.53	14.78	48.42	4.40	65.46	4:29.14
Schenk	11.37	7.55	15.77	2.18	50.10	15.26	45.98	4.90	61.98	4:22.58
Zmëlik	10.85	7.84	13.42	2.00	49.48	14.07	44.04	5.00	57.80	4:21.24
Keskitalo	10.93	7.58	15.06	2.03	50.26	14.27	44.22	4.80	69.22	4:46.03
Poelman	10.82	7.32	15.88	2.06	50.10	14.63	45.06	5.00	55.66	4:36.36
Hämäläinen	10.99	7.34	15.16	2.09	49.28	14.51	45.48	4.90	55.64	4:36.85
Peñalver	11.17	7.32	16.52	2.03	50.00	15.38	50.66	4.50	63.08	4:32.95
Plaziat	10.88	7.28	13.87	2.09	48.72	14.38	44.30	4.90	48.62	4:29.98
Dauth	10.74	6.99	15.36	2.03	48.13	14.83	42.96	4.30	60.46	4:28.09
Gähwiler	11.27	7.13	13.68	1.88	49.18	14.74	44.36	4.80	60.36	4:41.82
Kohnle	10.90	7.52	14.47	2.03	49.63	14.47	42.28	4.70	58.68	4:51.49
Blondel	11.03	7.20	13.15	1.94	48.43	14.49	39.16	4.80	55.40	4:30.56
Kaneko	11.33	7.18	13.49	1.94	50.19	15.17	43.76	4.50	60.84	4:37.86
Scott	11.01	6.82	12.31	1.97	48.15	15.46	39.14	4.50	61.78	4:27.13

	100	LJ	SP	HJ	400	110h	DT	PV	JT	1500
Trefny	11.41	6.59	13.93	1.91	49.31	15.00	41.36	4.30	60.84	4:16.95
Warming	11.28	6.90	13.28	1.85	48.84	15.02	42.06	4.40	53.02	4:21.79
Karan	11.32	6.79	13.06	1.94	49.53	15.37	47.16	4.20	52.38	4:30.03
Kasapoğlu	11.14	6.85	12.62	1.94	50.90	15.50	40.90	4.40	48.22	4:41.62
Muzzio	11.41	6.80	16.62	1.97	51.42	15.33	50.06	4.70	56.00	DNF
Johnson	11.16	6.65	14.61	1.97	50.78	15.07	46.56	NM	68.08	DNF
Baffi	11.27	6.98	12.35	1.94	50.00	15.93	38.70	NM	39.44	4:54.15
Mvedev	11.25	7.26	16.17	2.00	50.33	14.96	49.94	NM	DNS	
Dagård	10.88	7.29	13.19	1.97	48.29	14.96	41.16	DNS		
da Silva	11.16	7.12	14.39	1.94	51.18	DNF	DNS			
Vi	11.34	6.15	NM	1.82	DQ	DNS				
Szabó	11.06	NM	DNS							

Gothenburg 1995

(Aug 6/7)

1, Dan O'Brien	USA	8695
2, Eduard Hämmäläinen	BLR	8489
3, Michael Smith	CAN	8419
4, Erki Nool	EST	8268
5, Tomáš Dvořák	CZE	8236
6, Christian Plaziat	FRA	8206
7, Lev Lobodin	UKR	8196
8, Chris Huffins	USA	8193

9, Sébastien Levicq FRA 8136; 10, Andrei Nazarov EST 8088; 11, Indrek Kaseorg EST 8042; 12, Alex Kruger GBR 7993; 13, Simon Poelman NZL 7969; 14, Robert Zmelik CZE 7963; 15, Jan Poděbradský CZE 7961; 16, Henrik Dagård SWE 7899; 17, Mirko Spada SUI 7744; 18, Rolf Schläfli SUI 7602; 19, Valeriy Belousov RUS 7235; Ramil Ganiyev UZB DNF (6518); Sebastian Chmra POL DNF (6209); Jari Armar Magnusson ISL DNF (5662); Brian Brophy USA DNF (4937); Petri Keskitalo FIN DNF (4792W); Rojs Jizik LAT DNF (4637); Michael Kohnle GER DNF (3336); Thorsten Dauth GER DNF (3065); Antonio Peñalver ESP DNF (2498); Paul Meier GER DNF (2339); Alain Blondel FRA DNF (2282)

Stuttgart 1993

(Aug 19/20)

1, Dan O'Brien	USA	8817
2, Eduard Hämmäläinen	BLR	8724
3, Paul Meier	GER	8548
4, Christian Schenk	GER	8500
5, Alain Blondel	FRA	8444
6, Christian Plaziat	FRA	8398
7, Steve Fritz	USA	8324
8, Rob Muzzio	USA	8237

9, Michael Kohnle GER 8075; 10, Tomáš Dvořák CZE 8032; 11, Petri Keskitalo FIN 8000; 12, Indrek Kaseorg EST 7911; 13, Henrik Dagård SWE 7838; 14, Sébastien Levicq FRA 7783; 15, Ramil Ganiyev UZB 7734; 16, Ronald Blums LAT 7734; 17, Sándor Munkácsi HUN 7726; 18, Javier Brunet ESP 7547; 19, Alex Kruger GBR 7481; 20, Katsuhiko Matsuda JPN 7140; 21, Meneshiro Kaneko JPN 6912; 22, Barry Walsh IRL 6632; Robert Zmelik CZE DNF (3279); Dezső Szabó HUN DNF (3098); Michael Smith CAN DNF (863)

Once again O'Brien won with a brilliant score, but his winning margin was just 93 points over Hämmäläinen, who became the seventh best scoring decathlete of all-time. The American's sprinting and long jumping on the first day were solid, but he was below his best in the shot and high jump, and ended the first day just four points in front of an inspired Paul Meier.

Hämmäläinen, fifth overnight, started day two sensationally with a world decathlon 110m hurdles best of 13.57. He followed this with personal bests in the next three events to come as close as 85 points to the leader. Meier fell back but stayed in medal contention.

The javelin saw O'Brien cushion his lead when he threw near to his best with 62.56. The Belarus record holder would have needed to beat O'Brien by 15 seconds in the 1500m. However, like O'Brien, Hämmäläinen did not savour this event and clocked 4:39.24 to gain just four points on the American.

The decathletes all paid tribute to the crowds who followed this event with such great enthusiasm – 51,500 turned up for the first morning's events! "What a public," said the winner. "I wish we could have such a crowd back in the States."

Individual marks:

	100	LJ	SP	HJ	400	110h	DT	PV	JT	1500
O'Brien	10.57	7.99	15.41	2.03	47.46	14.08	47.92	5.20	62.56	4:40.08
Hämmäläinen	10.72	7.05	15.49	2.09	47.64	13.57	49.26	5.30	61.88	4:39.34
Meier	10.57	7.57	15.45	2.15	47.73	14.63	45.72	4.60	61.22	4:32.05
Schenk	11.22	7.63	15.72	2.15	48.78	15.29	46.94	4.80	65.32	4:24.44
Blondel	10.94	7.20	14.06	1.94	48.12	14.40	45.74	5.40	62.22	4:19.89
Plaziat	10.80	7.50	14.47	2.09	47.91	14.36	41.74	5.00	56.96	4:26.31
Fritz	10.83	7.52	13.87	2.03	48.40	13.99	41.62	4.90	57.68	4:23.56
Muzzio	11.11	6.72	16.99	1.94	49.82	14.51	47.90	5.00	64.50	4:34.43
Kohnle	11.16	7.40	14.34	2.00	50.17	14.51	44.70	5.00	62.10	4:47.95
Dvořák	10.93	7.20	14.69	2.00	49.40	14.21	42.66	4.50	61.30	4:37.79
Keskitalo	11.03	7.30	14.85	1.94	50.76	14.66	43.26	5.00	63.92	4:49.48
Kaseorg	11.41	7.31	11.97	2.12	48.99	14.67	40.40	4.60	57.46	4:19.20
Dagård	10.95	7.05	14.44	1.76	48.38	14.61	42.72	4.70	64.78	4:44.09
Levicq	11.36	7.15	13.48	1.97	51.75	15.10	41.48	5.10	64.00	4:41.43
Ganiyev	11.09	7.26	14.07	2.03	49.80	14.64	39.78	5.10	43.00	4:45.15
Blums	11.32	7.15	12.96	1.97	50.55	14.87	39.12	5.00	57.16	4:33.59
Munkácsi	11.12	6.08	13.36	1.94	48.71	14.60	41.02	4.50	51.04	4:21.97
Brunet	11.16	6.88	12.13	2.15	49.09	14.62	37.86	4.60	49.14	4:46.72
Kruger	11.34	7.07	13.30	2.06	50.33	15.10	40.00	4.40	54.04	4:52.53
Matsuda	11.30	7.03	12.39	1.97	49.68	14.61	38.92	4.40	43.40	5:03.56
Kaneko	11.24	NM	13.25	2.00	49.60	14.52	45.08	4.70	57.78	4:55.28
Walsh	11.66	6.73	14.21	1.94	51.29	15.36	45.38	NM	55.52	4:42.59
Zmelik	10.78	7.41	13.21	1.97	DNS					
Szabó	11.02	7.01	13.16	1.94	DNS					
Smith	10.99	NM	DNS							

O'Brien was not at his best, but did not need to be in order to take his third world title. The American's first three events were poor, by his standards, and he was 107 points behind team-mate Huffins before the high jump. A win in that event took O'Brien into the lead which he held overnight. After the first day his score was 4528 from Huffins (4481) and Nool (4328). Fifth was Stuttgart runner-up Hämmäläinen, who won the 400m with a personal best.

The Belarus decathlete continued to improve; his 110m hurdles run moved him into third place and he was second after the discus. Hämmäläinen was 139 points behind O'Brien after seven events, but that was as close as he, or anyone would get. O'Brien produced an excellent vault (5.20) and came close to his javelin best with 62.90. He could afford to relax in the 1500m.

Smith, silver medalist in Tokyo, came through for the bronze after Nool lost ground in the 110m hurdles and discus throw.

Individual marks:

	100	LJ	SP	HJ	400	110h	DT	PV	JT	1500
O'Brien	10.57	7.55	14.82	2.13	47.81	13.78	46.92	5.20	62.90	4:52.52
Hämmäläinen	10.90	7.31	15.71	1.95	47.05	13.73	49.96	5.10	55.88	4:41.01
Smith	10.93	7.13	16.78	1.98	48.11	14.53	50.84	4.80	64.46	4:43.06
Nool	10.71	7.83	13.55	1.98	48.22	15.21	40.40	5.40	62.70	4:48.35
Dvorak	11.09	7.48w	15.18	1.98	49.11	13.95w	43.36	4.60	62.98	4:31.31
Plaziat	10.93	7.27	14.29	2.04	48.60	14.12	42.76	5.00	55.30	4:32.33
Lobodin	10.93	7.20	15.72	2.04	48.92	13.98w	45.34	4.60	57.74	4:36.23
Huffins	10.34	7.85	14.46	1.98	48.10	14.25	43.80	4.60	58.38	4:03.48
Levicq	11.22	7.16	13.91	2.01	50.20	14.57	41.82	5.30	62.96	4:30.62
Nazarov	10.95	7.35w	13.34	2.07	49.46	14.23	43.42	4.80	58.94	4:41.39
Kaseorg	11.44	7.13	14.26	2.01	48.59	14.32	42.56	4.80	60.86	4:16.99
Kruger	11.19	7.14	14.43	2.10	50.08	14.82	42.98	4.80	57.30	4:33.28
Poelman	11.04	7.13	15.59	1.95	50.66	14.44	44.24	4.70	58.28	4:36.34
Zmelik	11.01	7.22	14.35	1.95	50.00	14.15	41.00	5.00	59.06	4:39.64
Poděbradský	10.75	6.99	13.53	1.83	46.90	14.21	40.98	4.70	59.06	4:12.52
Dagård	10.66	7.25	15.02	1.80	47.53	14.02	43.84	4.50	57.16	4:56.59
Spada	11.37	6.69	15.66	1.86	49.99	14.48	45.62	4.50	60.08	4:31.19
Schläfli	11.15	6.74	13.91	1.89	47.86	15.06	40.28	4.30	58.42	4:33.82
Belousov	11.21	7.04w	13.70	2.13	49.86	14.18	41.56	5.20	62.42	4:33.55
Ganiyev	10.94	7.07	14.52	2.07	48.45	14.03	43.60	5.20	50.00	DNF
Chmra	11.53	7.30	14.03	2.07	DQ	14.68	40.04	4.80	49.16	DNF
Magnusson	10.72	7.29	14.64	1.89	DQ	14.14w	41.46	4.40	DNF	
Brophy	11.30	7.10w	15.07	2.04	49.90	DNF	49.08	DNF		
Keskitalo	11.05	7.57w	15.04	1.86	50.68	DQ	43.44	DNF		
Piziks	11.55	6.99	13.63	1.98	51.35	15.08	DNF			
Kohnle	11.24	7.49	14.55	1.98	DQ	DNS				
Dauth	11.10	6.72	15.16	1.86	DNF					
Peñalver	11.26	7.18w	15.77	DNF						
Meier	11.51	7.11	14.33	DNF						
Blondel	11.14	NM	13.88	1.92	DNS					

Athens 1997

(Aug 5/6)

1, Tomáš Dvořák	CZE	8837
2, Eduard Hämmäläinen	FIN	8730
3, Frank Busemann	GER	8652
4, Steve Fritz	USA	8463
5, Ramil Ganiyev	UZB	8445

6,	Erki Nool	EST	8413
7,	Stefan Schmid	GER	8360
8,	Michael Smith	CAN	8307
9. Roman Šebrle CZE 8232; 10. Klaus Isekenmeier GER 8180; 11. Indrek Kaseorg EST 8140; 12. Philipp Huber SUI 8107; 13. Cédric Louvet FRA 8047; 14. Marcel Dost NED 8040; 15. Javier Benet ESP 7929; 16. Prodromos Korkizoglou GRE 7867; 17. Victor Houston BAR 7777; 18. Mario Anibal NOR 7768; 19. Pierre-Lexandre Vial FRA 7708; 20. Oleg Veretelnikov UZB 7698; Chris Huffins USA DNF (7161); Jagan Hames AUS DNF (6026); Lev Lobodin RUS DNF (5762); Sebastian Poserina ITA DNF (5440); Robert Robert Zmĕlik CZE DNF (4931); Sebastian Chmara POL DNF (4389); Sébastien Levicq FRA DNF (3737); Jón Arnar Magnússon ISL DNF (3460); Jaime Peñas ESP DNF (3254); Shawn Wilbourn USA DNF (3190); Rojs Piziks LAT DNF (2995); Alper Kasapoğlu TUR DNF (2989); Doug Pirini NZL DNF (2482); Jack Rosendaal NED DNF (2251)			

With Dan O'Brien electing not to challenge for a fourth world title the scene was set for the crowning of the first new champion in a decade. The honour fell to Dvořák, and what a deserving successor he proved to be as he piled up history's fourth highest score of 8837. Tenth in 1993 and fifth in 1995, the Atlanta Olympic bronze medalist set personal bests in the 100m, shot and 400m on the first day but still trailed Huffins, 4548 to 4527, with Busemann (4446) and Härmäläinen (4435) next, the latter now representing Finland after twice finishing runner-up in this event for Belarus.

Dvořák took the lead at the start of day two thanks to a formidable hurdles personal best of 13.61 but Huffins regained the advantage with a much better discus mark. The pole vault saw another change as Härmäläinen went into a 64 point lead over Dvořák with Huffins now third, and three fouls in the javelin spelt the end of the American's hopes. The javelin was, however, the key to Dvořák's success; a lifetime best of 70.34 not only propelled him into a 96-point lead over Härmäläinen but a nine-event score of 8127 put him within sight of O'Brien's world record of 8891. He needed a 1500m time of 4:27.13 as against a pb of 4:29.69, but the Czech settled for 4:35.40. Had he not eased off he might have broken Daley Thompson's European record of 8847. Busemann finished a safe third with Fritz soaring from 13th to 4th on the second day.

Individual marks:

	100	LJ	SP	HJ	400	110h	DT	PV	JT	1500
Dvořák	10.60	7.64	16.32	2.00	47.56	13.61	45.16	5.00	70.34	4:35.40
Härmäläinen	10.81	7.56	15.71	1.97	46.71	13.74	50.50	5.20	59.82	4:37.10
Busemann	10.76	7.96	13.53	2.09	48.32	13.55	45.56	5.00	63.92	4:29.27
Fritz	10.96	7.30	14.41	2.00	48.70	14.08	48.88	5.00	65.24	4:31.14
Ganiyev	10.94	7.58	14.76	2.06	48.34	14.34	46.04	5.30	55.14	4:36.78
Nool	10.67	7.37	14.33	1.91	46.99	14.66	43.20	5.40	65.84	4:42.98
Schmid	10.93	7.58	14.58	1.97	48.14	14.49	44.38	5.00	67.46	4:43.20
Smith	11.04	7.25	17.54	2.03	49.67	14.68	47.80	4.80	65.58	4:54.99
Šebrle	10.91	7.71w	14.33	2.09	48.16	14.32	43.32	4.20	64.76	4:40.31
Isekenmeier	11.05	7.56	14.28	1.91	48.56	14.40	47.88	4.60	65.84	4:42.54
Kaseorg	11.39	7.16	13.87	2.03	48.66	14.49	41.64	4.90	63.34	4:20.82
Huber	11.08	7.18	14.29	1.85	48.00	14.65	44.88	5.00	58.22	4:20.90
Lopez	11.21	7.13	13.48	2.09	48.88	14.75	40.96	4.60	64.88	4:25.96
Dost	10.97	7.45	13.61	1.91	47.99	14.49	42.42	5.20	61.80	4:36.68
Benet	11.04	7.19	13.66	2.03	48.49	14.56	43.30	4.50	55.92	4:33.65
Korkizoglou	10.77	7.29	13.28	2.00	49.59	14.47	44.46	4.80	54.94	4:58.44
Houston	10.72	7.57	12.82	2.03	47.91	13.92	33.56	3.50	62.10	4:32.30
Anibal	11.09	7.03w	14.57	2.03	49.73	15.28	43.26	4.80	53.70	4:39.65
Vial	11.02	7.11	13.35	1.88	48.87	14.83	43.26	4.80	53.70	4:42.29
Veretelnikov	11.10	7.32	13.93	1.85	48.85	14.39	39.70	4.40	60.28	4:25.68
Huffins	10.39	7.85	15.28	2.06	49.05	14.04	49.22	4.60	NM	DNS
Hames	11.11	7.27	14.08	2.24	49.92	14.36	46.68	DNS		
Lobodin	11.07	7.07	15.00	1.94	49.02	14.48	44.78	DNS		
Poserina	11.10	6.93	14.04	1.91	49.99	14.56	44.42	DNS		
Zmĕlik	10.84	7.28	14.38	1.97	49.39	DNF	DNS			
Chmara	11.17	7.56	15.21	2.12	48.24	DNS	DNS			
Levicq	11.25	7.01	13.58	1.94	53.43	DNS				
Magnússon	10.61	7.42	15.05	2.00	DNS					
Peñas	11.08	7.16	15.33	1.94	DNS					
Wilbourn	10.88	6.94	14.85	1.91	DNS					
Piziks	11.77	6.79	14.05	2.00	DNS					
Kasapoğlu	11.28	6.91	13.99	1.85	DNS					
Pirini	10.93	7.17	14.38	NH	DNS					
Rosendaal	11.27	6.94	12.73	DNS						

Seville 1999

(Aug 24/25)

1,	Tomáš Dvořák	CZE	8744
2,	Dean Macey	GBR	8556

3,	Chris Huffins	USA	8547
4,	Sébastien Levicq	FRA	8524
5,	Lev Lobodin	RUS	8494
6,	Wilfrid Boulineau	FRA	8154
7,	Henrik Dagård	SWE	8150
8,	Dan Steele	USA	8130
9. David Mewes GER 8089; 10. Attila Zsivótzky HUN 8019; 11. Oleg Veretelnikov UZB 7853; 12. Indrek Kaseorg EST 7851; 13. Prodromos Korkizoglou GRE 7850; 14. Erki Nool EST 7568; 15. Aki Heikkinen FIN 7536; 16. Francisco Javier Benet ESP 7529; Tom Pappas USA DNF (5895); Chiel Warners NED DNF (5829); Trond Høyb NOR DNF (5506); Roman Šebrle CZE DNF (4621); Klaus Isekenmeier GER DNF (3183); Benjamin Jensen NOR DNF (2391); Thomas Tebbich AUT DNF (2387); Frank Busemann GER DNF (1850); Jón Arnar Magnússon ISL DNF (874)			

Defending champion Dvořák started brilliantly with his second fastest 100m and a long jump personal best, but he fell behind his corresponding world record marks in the shot, high jump and 400m to end the day with 4582 as against 4645 during his 8994 score the previous month. The revelation was Britain's 21 year-old Macey, whose personal best had leapt in May from 7480 (when second in the 1996 World Juniors) to 8347. Finishing with a 46.72 400m, astonishing for a man whose best before May was 50.41, he achieved a first day score of 4546 (114 up on his previous highest) for second, ahead of Huffins 4462, Nool 4416 and Lobodin 4356.

Dvořák increased his lead to 113 after a snappy hurdles but Macey was still on a roll as he improved to 14.36. Huffins overtook Macey for second following the discus, and despite overcoming a broken pole and yet raising his best to 4.60 the Briton was back to fourth after eight events. Dvořák, well below form in the vault, led with 7172 but Huffins was close at 7148, followed by Lobodin 7075 and Macey 7008. European Champion Nool failed his opening height. Dvořák scored big points in the javelin, while Macey – reduced to one attempt because of an elbow injury – threw a personal best. Scores after nine events: Dvořák 8063, Huffins 7951, Macey 7807, Lobodin 7785, Levicq 7758. Dvořák's title was safe but the 1500 would decide the other medals. Macey produced yet another pb and jumped to second. Huffins held on to third ahead of Levicq who rose 10 places with an exceptional second day score of 4380, the highest ever such total at a World Championships.

Individual marks:

	100	LJ	SP	HJ	400	110h	DT	PV	JT	1500
Dvořák	10.60	7.98	16.49	2.00	48.42	13.75	46.26	4.60	70.11	4:39.87
Macey	10.69	7.48	15.14	2.12	46.72	14.35	43.78	4.60	64.03	4:39.31
Huffins	10.43	7.67	15.67	2.00	49.04	13.98	49.48	4.80	64.35	4:53.83
Levicq	11.05	7.52	14.22	2.00	50.13	14.48	46.65	5.50	69.01	4:26.81
Lobodin	10.80	7.40	16.13	2.03	49.23	14.04	47.04	5.10	58.13	4:36.50
Boulineau	11.02	7.35	13.52	2.03	49.75	14.57	43.43	4.80	63.61	4:26.74
Dagård	10.77	7.06	14.95	1.97	47.88	14.35	42.35	4.80	64.77	4:47.99
Steele	10.84	7.75	14.12	1.91	47.04	14.50	50.35	4.50	65.50	4:38.03
Mewes	11.25	7.43	14.87	2.03	49.87	14.63	44.49	4.60	63.04	4:35.97
Zsivótzky	11.22	7.05	14.05	2.12	48.56	15.24	42.64	4.60	60.36	4:24.59
Veretelnikov	10.98	7.10	13.85	1.85	48.92	14.89	42.12	4.60	64.43	4:32.18
Kaseorg	11.34	7.03	14.03	1.91	49.28	14.56	43.30	4.80	64.38	4:44.07
Korkizoglou	10.68	7.08	14.73	2.03	49.10	14.44	43.16	4.90	54.97	5:23.02
Nool	10.72	7.85	14.23	1.97	47.13	14.47	43.12	NH	70.22	4:50.52
Heikkinen	11.16	7.07	13.98	1.94	49.79	14.94	36.60	4.40	67.75	5:03.12
Benet	10.93	7.22	13.96	2.00	48.18	14.07	44.30	4.90	61.52	DNF
Pappas	11.24	7.19	14.31	2.12	48.95	14.16	44.08	NH	DNS	
Warners	10.76	7.47	14.34	2.03	47.71	15.02	38.65	DNS		
Høyb	11.31	6.85	14.52	2.03	50.11	DQ	43.88	4.60	DNS	
Šebrle	10.93	7.65	14.44	2.03	48.08	DNF	20.51	DNS		
Isekenmeier	11.16	7.20	15.16	1.88	DNS					
Jensen	10.88	7.00	13.35	NH						
Tebich	10.90	6.85	13.96	DNS						
Busemann	10.87	7.60	DNS							
Magnússon	10.94	DNS								

St. Louis 2001

(Aug 6/7)

1,	Tomáš Dvořák	CZE	8902
2,	Erki Nool	EST	8815
3,	Dean Macey	GBR	8603
4,	Attila Zsivótzky	HUN	8371

5,	Lev Lobodin	RUS	8352
6,	Jiří Ryba	CZE	8332
7,	Stefan Schmid	GER	8307
8,	Laurent Hernu	FRA	8280

9, Aleksandr Yurkov UKR 8264; 10, Roman Šebrle CZE 8174; 11, Mike Nolan CAN 8169; 12, Mario Anibal POR 8155; 13, Zsolt Kürtiösi HUN 8097; 14, Benjamin Jensen NOR 8090; 15, Phil McMullen USA 8079; 16, Chiel Warners NED 7916; 17, Kip Janvrin USA 7905; Sebastian Knabe GER DNF (6394); Bryan Clay USA DNF (5725); Jón Arnar Magnússon ISL DNF (2933); Klaus Ambrosch AUT DNF (2253); Eduard Hämäläinen FIN DNF (1692)

In May 2011 in Götzis, Roman Šebrle had raised the world record score to an historic 9026. Sadly, he arrived in Edmonton with injuries to his calf and groin and was never in the hunt for medals. However, the gold stayed in Czech hands because Tomáš Dvořák again produced his best form at the World Championships.

Dvořák had a great start, placing a close second to Nool in the 100m then winning the long jump (pb 8.07) and shot. Seville runner-up Macey won the high jump (pb 2.15) and then had a terrific duel with Nool in his 400m race. Both smashed their previous bests with the Briton winning 46.21 to 46.23. Macey led by one point overnight, but that advantage was swept aside by Dvořák's 13.80 hurdles win which put him close to the pace required for a world record score. Nool overtook Macey thanks to a 5.40 pole vault, and the Briton lost further ground in the javelin, where he was hampered by a sore arm. Dvořák vaulted a personal best and won the javelin, but a world record score was out of range before the 1500m. However, the placings of him, Nool and Macey were never likely to be affected by the final event, in which Dvořák had a cushion of almost 20 seconds.

Individual marks:

	<u>100</u>	<u>LJ</u>	<u>SP</u>	<u>HJ</u>	<u>400</u>	<u>110h</u>	<u>DT</u>	<u>PV</u>	<u>JT</u>	<u>1500</u>
Dvořák	10.62	8.07	16.57	2.00	47.74	13.80	45.51	5.00	68.53	4:35.13
Nool	10.60	7.63	14.90	2.03	46.23	14.40	43.40	5.40	67.01	4:29.58
Macey	10.72	7.59	15.41	2.15	46.21	14.34	46.96	4.70	54.61	4:29.05
Zsvóczy	10.97	6.99	14.65	2.18	48.86	15.19	47.23	4.90	62.43	4:23.23
Lobodin	10.74	7.15	16.16	2.03	48.78	14.42	44.95	5.10	54.68	4:31.77
Ryba	11.14	7.17	13.76	2.09	48.76	14.33	47.40	5.10	56.04	4:20.66
Schmid	10.87	7.43	13.55	1.97	47.86	14.57	43.16	5.10	65.13	4:33.98
Hernu	10.97	7.31	14.43	2.03	49.31	14.01	43.93	5.10	59.90	4:37.41
Yurkov	10.93	7.37	15.15	1.97	49.45	14.41	48.10	5.00	58.63	4:38.43
Šebrle	10.91	7.67	15.43	2.00	48.18	16.97	47.41	4.60	65.75	4:31.04
Nolan	11.29	6.98	15.17	1.97	49.86	14.86	50.30	4.90	64.57	4:31.44
Anibal	10.84	7.11	15.35	2.00	48.46	14.45	44.22	5.00	53.23	4:36.64
Kürtiösi	11.03	7.17	15.34	2.06	48.68	14.50	45.20	4.70	58.87	4:49.61
Jensen	10.79	7.08	14.47	1.88	48.27	14.22	39.89	5.30	56.51	4:36.45
McMullen	11.39	6.94	15.12	1.97	49.08	15.09	48.85	5.10	53.50	4:20.84
Warners	10.90	7.48	14.47	1.94	48.28	14.36	44.93	4.30	55.89	4:48.33
Janvrin	11.17	6.72	13.45	1.88	48.26	14.77	43.39	5.00	57.96	4:19.26
Knabe	10.90	7.47	14.45	1.97	48.19	DNF	44.36	4.70	49.37	DNS
Clay	10.73	7.20	12.79	1.94	49.64	14.53	46.63	NM		
Magnússon	11.01	5.83	14.78	1.84	DNF					
Ambrosch	11.07	NM	14.16	1.85	DNF					
Hämäläinen	11.06	7.13	NM							

Paris 2003

(Aug 26/27)

1,	Tom Pappas	USA	8750
2,	Roman Šebrle	CZE	8634
3,	Dmitriy Karpov	KAZ	8374
4,	Tomáš Dvořák	CZE	8242
5,	Laurent Hernu	FRA	8218
6,	Lev Lobodin	RUS	8198
7,	Qi Haiheng	CHN	8126
8,	André Niklaus	GER	8020

9, Claston Bernard JAM 8000; 10, Vitaliy Smirnov UZB 7897; 11, Chiel Warners NED 7753; 12, Paul Terek USA 7503; Aleksandr Pogorelov RUS DNF (6722); Paolo Casarsa ITA DNF (5249); Attila Zsvóczy HUN DNF (4009); Bryan Clay USA DNF (3529); Kristijan Rahnú EST DNF (3351); Hamdi Dhouibi TUN DNF (2378); Erki Nool EST DNF (2340); Jón Arnar Magnússon ISL DNF (2263)

A new decathlon star emerged in the shape of Dmitriy Karpov. The 22 year-old from Kazakhstan dominated the first day with four personal bests and wins in both jumps and the 400m. Overnight he led on 4599 points from Pappas 4546 and Šebrle 4423. Defending Champion Dvořák was below his best in sixth place.

Karpov continued his progress with another win in the hurdles, then he extended his lead over Pappas in the discus. Statisticians predicted that the Kazak would struggle to hold on to first place because his pole vault and javelin bests were weak. Indeed, Karpov went out after 4.40 in the vault whereas Šebrle cleared 4.80 and Pappas 5.10. The American thus turned a 67-point deficit into a lead of 53 points. In spite of a sore shoulder, Pappas extended his lead to 179 points in the javelin, where Karpov was last at 47.53. Šebrle also moved ahead of Karpov even though he fouled a massive throw in the region of 73m. Going into the 1500m, it was fairly certain that the order of the top three would be unchanged, provided Pappas could stay reasonably near to Šebrle. He did so with a personal best of 4:44.31.

The second American Terek was disqualified in the 110m hurdles for a trailing leg. Had his performance stood, he would have placed fourth overall at 8253 points.

Individual marks:

	<u>100</u>	<u>LJ</u>	<u>SP</u>	<u>HJ</u>	<u>400</u>	<u>110h</u>	<u>DT</u>	<u>PV</u>	<u>JT</u>	<u>1500</u>
Pappas	10.80	7.62	16.11	2.09	47.58	13.99	46.94	5.10	65.90	4:44.31
Šebrle	11.00	7.64	15.47	2.06	47.90	14.25	47.47	4.80	69.79	4:34.45
Karpov	10.72	7.75	15.51	2.12	47.33	13.95	47.38	4.40	47.53	4:37.70
Dvořák	11.03	7.28	15.95	1.94	50.04	14.15	45.47	4.50	67.10	4:27.63
Hernu	11.20	7.22	13.99	2.03	48.95	14.15	46.13	4.90	59.63	4:28.38
Lobodin	10.99	7.08	15.43	1.97	49.54	14.36	48.36	5.00	56.50	4:34.63
Qi	11.30	7.39	12.85	2.00	48.73	14.40	46.72	4.80	59.98	4:25.40
Niklaus	11.00	7.21	13.87	1.97	49.95	14.50	42.68	5.10	57.55	4:28.84
Bernard	10.91	7.22	15.39	2.03	49.31	14.76	43.47	4.30	69.47	4:34.49
Smirnov	11.10	6.98	13.89	1.97	48.98	14.98	42.70	4.50	62.69	4:24.68
Warners	10.95	7.55	14.13	1.91	48.94	14.72	41.49	4.50	54.87	4:51.35
Terek	10.99	7.14	15.30	2.03	48.75	DNF	45.72	5.30	61.14	4:30.77
Pogorelov	11.16	7.22	15.21	2.06	50.49	14.28	44.59	4.90	DNF	
Casarsa	11.46	6.69	14.57	1.94	51.63	14.54	36.21	NH	DNF	
Zsvóczy	11.32	6.76	14.35	1.99	49.79	DNF				
Clay	10.50	7.70	15.05	2.07	DNF	DNF				
Rahnú	10.85	7.18	15.55	1.97	DNF	(51.19)	DNF			
Dhouibi	10.83	6.96	13.33	DNF						
Nool	11.09	6.78	14.14	DNF						
Magnússon	11.11	6.15	15.29	DNF						

Helsinki 2005

Final Standings (Aug 9/10)

1,	Bryan Clay	USA	8732
2,	Roman Šebrle	CZE	8521
3,	Attila Zsvóczy	HUN	8385
4,	André Niklaus	GER	8316
5,	Aleksandr Pogorelov	RUS	8246
6,	Kristijan Rahnú	EST	8223
7,	Romain Barras	FRA	8087
8,	Tomáš Dvořák	CZE	8068

9, Jaakko Ojanemi FIN 8042; 10, Aleksey Drozdov RUS 8038; 11, Hamdi Dhouibi TUN 8023; 12, Mikk Pahapill EST 8003; 13, Paul Terek USA 7921; 14, Frédéric Xhonneux BEL 7616; 15, Roland Schwarzl AUT 7549; 16, Oscar González ESP 7526; 17, Phil McMullen USA 6832; Aleksey Sysoyev RUS DNF (5672); Eugène Martinave NED DNF (5364); Qi Haiheng CHN DNF (3233); Claston Bernard JAM DNF (2384); Maurice Smith JAM DNF (1757); Benjamin Jensen NOR DNF (852); Dmitriy Karpov KAZ DNF (0); Vitaliy Smirnov UZB DNF (0)

There had been just 73 points between Šebrle and Clay in their classic duel in Athens in 2004, and for much of this event the result was in doubt. Curiously the two were drawn in separate heats of the 100m, which helped Clay, as he ran 10.43 with a 3.4 following wind, while the Czech managed 10.91 with +1.2. Šebrle closed the gap to 31 points by outjumping Clay 7.86 to 7.54. Clay then improved his shot best by almost a metre in reaching 16.25, excellent throwing for someone weighing less than 80Kg, but still lost ground to Šebrle. The bad weather disrupted the high jump, but Šebrle went into the lead (3634) with 2.06 ahead of Clay (3607), with Pogorelov (3556), Rahnú (3523) and Zsvóczy (3482) trailing. Clay's lifetime best of 47.78 in the 400m lifted him ahead of Šebrle overnight by 14 points, 4527 to 4513.

Day two belonged to Clay, with the discus key amongst the events, as his 53.68 gave him a surplus of 142 points over Šebrle's 46.85. Clay gained an additional 21 points in total over the last three events, but suspense related only to the name of the bronze medal winner. Rahnú and Pogorelov both held third place during day two until the 1500m,

when both men lost nearly 200 points to Zsivoczky's 4:32.17, and Niklaus also lifted himself well past Pogorelov and Rahn. Dvořák's eighth place was the seventh time that the three-time winner had placed in the top 10 of the World Championship.

Individual marks:

	100	LJ	SP	HJ	400	110h	DT	PV	JT	1500
Clay	10.43	7.54	16.25	2.00	47.78	14.43	53.68	4.90	72.00	5:03.77
Šebrle	10.91	7.86	16.29	2.06	48.62	14.71	46.85	4.80	63.21	4:39.54
Zsivoczky	10.90	7.03	15.72	2.15	49.29	15.15	49.58	4.80	63.02	4:32.17
Niklaus	11.04	7.20	14.24	2.03	49.42	14.78	46.13	5.30	61.74	4:28.93
Pogorelov	10.86	7.49	15.90	2.09	50.58	14.45	46.68	5.00	59.79	5:03.62
Rahn	10.59	7.36	15.79	2.03	48.58	14.87	47.13	4.70	61.65	4:59.73
Barras	11.15	7.35	14.62	1.94	48.63	14.65	44.24	4.80	60.39	4:31.94
Dvořák	10.94	7.31	15.95	2.00	50.34	14.81	45.69	4.20	64.89	4:34.24
Ojammiemi	10.67	7.57	14.95	1.91	50.29	15.04	42.41	4.50	66.27	4:38.18
Drozdzov	11.07	7.24	15.43	2.06	51.11	15.67	50.13	4.50	63.67	4:38.96
Hdoubi	10.67	7.43	12.85	1.94	47.04	14.56	41.17	4.80	52.83	4:31.24
Pahapill	11.06	7.27	15.36	2.06	51.44	15.37	45.81	4.80	63.53	4:48.26
Terek	10.83	7.16	14.31	1.97	48.85	15.83	44.65	5.00	54.46	4:36.59
Xhonnex	11.28	7.21	12.92	2.03	49.04	15.75	38.62	4.70	50.18	4:22.71
Schwarzl	11.06	7.10	13.73	1.82	50.81	14.90	45.56	4.90	50.67	4:51.25
González	11.07	7.20	13.63	2.00	49.71	14.96	37.03	4.60	45.54	4:35.25
McMullen	11.47	6.65	15.01	1.94	50.21	15.58	49.28	NH	53.35	4:33.38
Sysoyev	10.72	6.32	15.75	2.06	50.46	15.49	47.13	NH	DNS	
Martineau	11.22	7.15	13.21	2.00	50.45	15.85	40.23	NH	DNS	
Qi	10.92	7.18	13.45	2.00	DNS					
Bernard	10.79	6.80	13.68	DNS						
Smith	10.81	7.17	NM	DNS						
Jensen	11.04	NM	DNS							
Karpov	DQ	DNS								
Smimov	18.28	DNS								

Individual marks:

	100	LJ	SP	HJ	400	110h	DT	PV	JT	1500
Šebrle	11.04	7.56	15.92	2.12	48.80	14.33	48.75	4.80	71.18	4:35.32
Smith	10.62	7.50	17.32	1.97	47.48	13.91	52.36	4.80	53.61	4:33.52
Karpov	10.70	7.19	16.08	2.06	47.44	14.03	48.95	5.00	59.84	4:39.68
Drozdzov	10.97	7.25	16.49	2.12	50.00	14.76	48.62	5.00	63.51	4:36.93
Niklaus	11.12	7.42	14.12	2.06	49.40	14.51	44.48	5.30	62.28	4:32.50
Sysoyev	10.80	7.01	16.16	2.03	48.42	14.59	49.76	4.90	57.75	4:36.16
Barras	11.36	7.13	15.03	2.00	49.32	14.36	44.51	5.00	65.74	4:25.75
Garcia	10.73	7.15	14.94	2.09	49.25	14.08	42.91	4.70	68.74	4:55.42
Abele	10.87	7.17	13.58	2.00	48.58	13.92	41.28	4.70	65.24	4:21.69
Terek	10.95	7.26	14.81	2.00	49.34	15.10	44.81	5.20	55.96	4:37.38
van Alphen	11.11	7.35	14.67	1.88	48.52	14.77	44.30	4.30	65.71	4:22.50
Zsivoczky	11.44	7.00	15.13	2.09	50.58	14.62	46.80	4.80	59.63	4:35.55
Arnold	11.14	6.86	14.73	2.06	49.02	14.42	43.70	5.10	66.01	4:43.58
Parkhomenko	11.29	6.92	15.98	1.94	51.16	14.93	44.86	4.70	59.14	4:34.63
Gourmet	10.67	7.15	13.74	1.85	47.98	15.02	39.87	5.00	57.73	4:25.51
Raja	10.92	7.42	14.26	1.85	48.89	14.51	37.07	4.70	60.34	4:45.83
Félix	11.17	7.12	13.29	2.03	52.08	14.75	43.67	5.00	56.69	4:48.27
Juantorena	11.13	6.73	13.54	2.08	50.37	14.97	41.69	4.20	56.28	4:50.69
Tanaka	11.05	6.78	11.92	1.88	48.59	15.53	41.65	5.10	59.59	4:40.04
Karas	11.12	7.44	13.23	1.94	50.60	15.17	45.58	4.40	49.28	4:31.21
Kim	11.29	7.12	12.83	1.91	48.99	14.89	36.23	4.80	44.79	4:16.16
Müller	10.90	7.44	15.18	1.97	47.58	14.71	40.99	NH	58.93	4:30.38
Uldal	11.21	6.93	13.65	1.82	50.70	27.24	45.31	4.50	61.63	4:44.91
Hdoubi	10.93	7.05	13.40	1.82	47.59	14.49	44.37	4.70	NM	
Chinin	10.83	7.26	12.72	2.03	48.18	14.50	38.06	NH		
Pappas	10.96	7.44	16.31	2.03	49.22	14.84	DNS			
Martineau	11.25	7.13	13.69	2.00	50.38	DNS				
Clay	10.44	7.65	15.51	1.97	DNS					
Kravchenko	DQ	7.58	DNS							
Smimov	DNF									

Berlin 2009
Osaka 2007
Final Standings (Aug 31/Sep 1)

1,	Roman Šebrle	CZE	8676
2,	Maurice Smith	JAM	8644
3,	Dmitriy Karpov	KAZ	8586
4,	Aleksey Drozdov	RUS	8475
5,	André Niklaus	GER	8371
6,	Aleksey Sysoyev	RUS	8357
7,	Romain Barras	FRA	8262
8,	Yordani García	CUB	8257
9,	Arthur Abele GER 8243; 10, Paul Terek USA 8120; 11, Hans van Alphen BEL 8034; 12, Attila Zsivoczky HUN 8017; 13, Jake Arnold USA 8004; 14, Aleksandr Parkhomenko BLR 7984; 15, François Gourmet BEL 7974; 16, Andres Raja EST 7794; 17, Agustín Félix ESP 7749; 18, Alberto Juantorena CUB 7657; 19, Hiromasa Tanaka JPN 7629; 20, Josef Karas CZE 7625; 21, Kim Kun-Woo KOR 7531; 22, Norman Müller GER 7344; 23, Hans Olav Uldal NOR 6698; Hamdi Hdoubi TUN DNF (6452); Carlos Eduardo Chinin BRA DNF (5692); Tom Pappas USA DNF (5221); Eugene Martineau NED DNF (3960); Bryan Clay USA DNF (3558); Andrey Kravchenko BLR DNF (955); Vitaliy Smimov UZB DNF (0)		

Clay, Šebrle, and newcomer Kravchenko were expected to battle for the medals, but while Clay started excellently in defense of his title, running 10.44, the Belarusian suffered a disaster. Clearly unaware of the rule change whereby decathletes were no longer allowed two false starts, the shell-shocked Kravchenko was ejected from the competition after breaking twice in his 100m heat. Clay extended his lead after two events to 79 points over Smith, after a 7.65 long jump. Šebrle cleared 7.56 and moved from 15th to fourth. While Clay threw a good 15.92 in the shot, he was overtaken by Smith who reached a magnificent 17.32. Just 32 points separated Smith, Šebrle (who jumped 2.12) and Clay after the high jump, but Clay had to withdraw injured while attempting 2.00.

Smith continued to compete well, and by the time the javelin began he had scored 7280, with Šebrle in third place with 7059, behind Karpov. The Czech then threw 71.18, almost 18m better than the Jamaican to gain 265 points on Smith and take a lead of 44. Šebrle stayed within two seconds of Smith in the 1500m to win by 32 points from the Jamaican's national record 8644. Behind the two principals, Karpov had a seasonal best of 8586 to head off Drozdov's lifetime best of 8475.

Final Standings (Aug 19/20)

1,	Trey Hardee	USA	8790
2,	Leonel Suárez	CUB	8640
3,	Aleksandr Pogorelov	RUS	8528
4,	Aleksey Kasyanov	UKR	8479
5,	Aleksey Sysoyev	RUS	8454
6,	Pascal Behrenbruch	GER	8439
7,	Nicklas Wiberg	SWE	8406
8,	Yordani García	CUB	8387
9,	Junior Diaz CUB 8357; 10, Andrey Kravchenko BLR 8281; 11, Roman Šebrle CZE 8266; 12, Romain Barras FRA 8204; 13, Larbi Bouraada ALG 8171; 14, Willem Coertzen RSA 8146; 15, Andres Raja EST 8119; 16, Norman Müller GER 8096; 17, Vasily Kharlamov RUS 8065; 18, Ashton Eaton USA 8061; 19, Eugene Martineau NED 8055; 20, Ingmar Vos NED 8009; 21, Dmitriy Karpov KAZ 7952; 22, Nadir El Fassi FRA 7922; 23, Brent Newdick NZL 7915; 24, Jake Arnold USA 7837; 25, Daniel Almgren SWE 7803; 26, Daisuke Ikeda JPN 7788; 27, Moritz Cleve GER 7777; 28, Yevgen Nikitin UKR 7710; 29, Mateo Sossah FRA 7682; 30, Simon Walter SUI 7649; 31, Attila Szabó HUN 7610; 32, Agustín Félix ESP 7539; 33, Mikk-Mihkel Arro EST 7528; 34, Atis Vaisjuns LAT 7507; Eelco Sintnicolaas NED DNF (2993); Mikk Pahapill EST DNF (1610); Roland Schwarzl AUT DNF (713); Maurice Smith JAM DNF (0)		

The pre-season favourite had been Bryan Clay, but the reigning World and Olympic Champion was injured. His replacement as the US number one, Hardee, literally led from the gun, winning the 100m in 10.45, and followed this with personal bests in the long jump and shot put. Hardee led by just 25 points from Kasyanov at this point, but then the Ukrainian outjumped Hardee 2.05 to 1.99, and then ran 47.85 to Hardee's 48.13. So Kasyanov led the end of a day which finished at 22:30, with 4555 to 4512 of Diaz and Hardee 4511. Diaz's performance had featured an excellent 46.15 in the 400m, a World Championship record for the decathlon.

Hardee began the second day with 13.86 when no-one else was quicker than 14.08. That put him back in the lead for good. By the time the last event began, the American was 264 points ahead of Pogorelov with 8165, thanks to a 5.20 vault and a personal best by nearly four metres in the javelin (68.00). Kasyanov, conversely, had slipped to seventh. In the 1500m, Hardee preserved 150 points of his advantage, losing 21 seconds to Suárez, who climbed from sixth to second in the last two events which featured a World Championship decathlon javelin best by him of 75.19.

Individual marks:

	100	LJ	SP	HJ	400	110h	DT	PV	JT	1500
Hardee	10.45	7.83	15.33	1.99	48.13	13.86	48.08	5.20	68.00	4:58.91
Suárez	11.13	7.24	15.20	2.11	48.00	14.45	44.71	5.00	75.19	4:27.25
Pogorelec	10.95	7.49	16.65	2.08	50.27	14.19	48.46	5.10	63.95	4:48.70
Kasyanov	10.63	7.80	15.72	2.05	47.85	14.44	46.70	4.80	49.00	4:24.52
Sysyov	10.85	6.87	16.17	2.02	49.32	14.97	53.03	5.10	64.55	4:34.97
Behrenbruch	10.92	7.09	15.77	2.02	48.72	14.24	48.06	4.80	69.72	4:39.45
Wiberg	10.96	7.25	14.99	2.05	48.73	14.75	42.28	4.50	75.02	4:17.05
García	10.60	7.05	15.15	2.08	48.34	14.08	44.40	4.70	69.37	4:49.45
Díaz	10.66	7.72	14.54	2.02	46.15	14.56	43.52	4.60	60.09	4:40.58
Kravchenko	11.18	7.62	13.96	2.11	48.77	14.13	42.24	4.90	60.71	4:37.77
Sebrle	11.16	7.80	14.98	2.11	50.42	14.44	46.30	4.60	65.61	4:50.33
Barras	11.14	7.04	14.78	1.99	49.66	14.47	46.62	5.00	61.24	4:27.04
Bouraaada	10.68	7.35	15.20	2.05	48.58	14.57	37.83	4.70	62.53	4:12.15
Coertzen	10.89	7.32	13.16	2.02	48.63	14.26	42.40	4.60	65.46	4:32.57
Raja	10.82	7.38	14.55	1.99	49.00	14.42	42.75	4.80	57.73	4:40.73
Müller	11.01	7.35	14.93	1.99	48.20	14.59	41.21	4.80	57.40	4:33.02
Kharlamov	11.22	7.38	14.95	1.93	49.44	14.83	46.24	5.00	59.93	4:41.54
Eaton	10.53	7.85	12.26	2.02	47.75	14.28	37.15	5.00	50.87	4:45.03
Martineau	11.18	7.41	12.66	1.99	50.26	14.91	44.94	4.80	70.14	4:35.27
Vos	10.90	7.21	13.78	2.02	49.99	14.51	42.39	4.40	64.27	4:28.51
Karpov	11.02	6.86	15.27	2.05	49.45	14.46	48.93	4.80	51.38	4:53.61
El Fassi	11.12	7.26	13.62	1.99	51.35	14.90	42.25	4.80	57.65	4:16.51
Newdick	11.11	7.42	14.35	1.99	50.10	14.82	43.60	4.80	51.52	4:30.57
Arnold	11.01	6.73	13.97	1.96	49.07	14.40	43.23	4.70	57.37	4:35.93
Almgren	10.92	7.29	13.43	1.99	47.68	15.14	34.33	4.30	56.69	4:13.47
Ikeda	11.16	7.09	13.43	1.87	49.28	14.90	39.72	4.60	63.73	4:22.39
Cleve	11.06	7.27	14.12	1.87	49.17	14.54	39.62	4.60	54.26	4:25.96
Nikitin	11.05	6.92	14.69	1.93	49.50	14.87	42.71	4.60	54.73	4:40.12
Sossah	11.57	7.04	11.97	2.05	49.60	14.83	41.25	4.40	59.67	4:20.40
Walter	11.05	7.21	12.80	1.93	49.67	14.83	42.48	5.00	54.91	5:01.12
Szabó	11.15	7.09	13.92	1.84	49.79	14.65	43.75	4.40	59.56	4:45.64
Félix	11.32	7.19	13.23	2.08	52.41	14.80	42.81	4.90	50.10	5:00.50
Arro	11.11	6.94	14.42	1.90	51.28	14.42	41.83	4.50	56.21	4:44.14
LAT	11.27	6.94	14.07	1.99	49.88	15.27	42.02	4.40	56.21	4:44.14
Sintnicolaas	11.05	7.16	12.80	1.81	DNS					
Pahapill	11.01	NM	14.38	DNS						
Schwarzl	11.69	DNS								
Smith	29.42	DNS								

Daegu 2011**Final Standings (Aug 27/28)**

1, Trey Hardee	USA	8607																				
2, Ashton Eaton	USA	8505																				
3, Leonel Suárez	CUB	8501																				
4, Aleksey Drozdov	RUS	8313																				
5, Eelco Sintnicolaas	NED	8298																				
6, Mihail Dudaš	SRB	8256																				
7, Pascal Behrenbruch	GER	8211																				
8, Jan Felix Knobel	GER	8200																				
9, Mikk Pahapill	EST 8164; 10, Larbi Bouraaada	ALG 8158; 11, Roman Barras	FRA 8134; 12, Oleksiy Kasyanov	UKR 8132; 13, Thomas van der Plaetsen	BEL 8069; 14, Roman Sebrle	CZE 8069; 15, Andres Raja	EST 7982; 16, Luiz Alberto de Araujo	BRA 7902; 17, Kim Kun-Woo	KOR 7860; 18, Damian Warner	CAN 7832; 19, Brent Newdick	NZL 7761; 20, Keisuke Ushiro	JPN 7639; 21, Dmitry Karpov	KAZ 7550; 22, Ryan Harlan	USA 6761; Willem Coertzen	RSA DNF (5740); Maurice Smith	JAM DNF (5703); Hadi Sepehrzad	IRI DNF (5596); Darius Draudvila	LTU DNF (4934); Yordani García	CUB DNF (4929); Ingmar Vos	NED DNF (2534); Jamie Adjetey-Nelson	CAN DNF (1731); Rico Freimuth	GER DNF (899)

Hardee and Eaton – first and 18th respectively in Berlin – were way ahead of the field. Eaton had scored 8729 to win at the US Championships including a 4604 first day, but was not as near to his best in Daegu as was Hardee. So despite being 53 points behind Eaton overnight 4393 to 4446, the advantage lay with Hardee, always good on the second day.

As projected, Hardee edged ahead of Eaton after the discus throw and by the time the last event started, Hardee's lead was 244, with Suárez – another good second day performer – 32 ahead of Eaton. The Oregonian was too good for the Cuban, just making up the difference with his 4:18.94 to overtake Suárez by four points, some 102 behind Hardee.

Individual marks:

	100	LJ	SP	HJ	400	110h	DT	PV	JT	1500
Hardee	10.55	7.45	15.09	2.02	48.37	13.97	49.89	4.80	68.99	4:45.68
Eaton	10.46	7.46	14.44	2.02	46.99	13.85	46.17	4.60	55.17	4:18.94
Suárez	11.07	7.33	14.54	2.05	49.17	14.29	46.25	5.00	69.12	4:24.16

	100	LJ	SP	HJ	400	110h	DT	PV	JT	1500
Drozdov	11.34	7.45	16.17	2.14	51.35	15.49	50.29	5.00	64.80	4:41.73
Sintnicolaas	10.76	7.29	14.13	1.93	48.35	14.42	42.23	5.20	61.07	4:25.40
Dudaš	10.81	7.41	13.76	2.02	47.73	14.89	43.97	4.90	58.93	4:26.06
Behrenbruch	11.08	6.80	16.01	1.93	49.90	14.33	48.56	4.90	48.56	4:36.64
Knobel	11.18	7.30	16.06	1.96	49.46	14.92	47.93	4.70	68.42	4:43.12
Pahapill	11.28	7.12	14.76	2.02	50.65	14.54	42.16	4.80	66.40	4:35.41
Bouraaada	10.88	7.35	12.30	2.05	48.58	14.56	37.84	4.90	59.00	4:14.97
Barras	11.20	7.06	14.92	1.99	49.50	14.37	41.65	5.00	63.25	4:29.19
Kasyanov	10.75	7.59	14.43	1.99	48.46	14.65	43.74	4.70	52.16	4:29.35
van der Plaetsen	11.20	7.79	12.76	2.17	49.46	14.79	37.20	5.10	58.91	4:45.86
Sebrle	11.25	7.30	15.20	2.05	51.18	14.75	46.93	4.80	67.28	4:56.50
Raja	10.85	7.21	14.61	1.99	49.47	14.04	43.39	4.70	57.35	4:52.28
de Araujo	10.71	6.74	14.77	1.90	48.48	14.25	46.46	4.70	54.38	4:47.29
Kim	11.11	7.24	12.96	1.96	49.24	14.95	39.53	4.90	53.33	4:15.63
Warner	10.56	7.35	13.26	2.02	50.12	14.16	41.71	4.50	54.61	4:54.37
Newdick	11.00	7.31	13.75	1.96	49.95	14.86	45.65	4.50	55.69	4:47.30
Ushiro	11.42	6.06	12.88	2.02	50.89	15.20	43.84	4.40	67.73	4:43.87
Karpov	11.24	6.86	15.69	1.93	52.01	14.64	47.10	4.80	46.91	4:58.41
Harlan	11.29	6.68	16.49	2.02	51.57	14.71	43.52	NH	58.43	5:21.63
Coertzen	11.16	7.37	13.92	2.02	49.20	14.48	40.23	13	DNS	DNS
Smith	10.98	7.06	15.15	1.93	50.27	14.68	45.63	DNS	DNS	DNS
Sepehrzad	11.19	6.65	15.65	1.90	50.92	14.95	50.06	NH	DNS	DNS
Draudvila	10.90	7.19	14.81	1.96	50.55	14.93	NH	DNS	DNS	DNS
García	10.85	6.56	14.93	2.02	49.64	14.70	DNS	DNS	DNS	DNS
Vos	10.82	7.41	13.86	DNS						
A-Nelson	10.97	7.21	DNS	DNS						
Freimuth	10.83	NM	NM	DNS						

Moscow 2013**Final Standings (Aug 10/11)**

1, Ashton Eaton	USA	8809																							
2, Michael Schrader	GER	8670																							
3, Damian Warner	CAN	8512																							
4, Kevin Mayer	FRA	8446																							
5, Eelco Sintnicolaas	NED	8391																							
6, Carlos Chinin	BRA	8388																							
7, Rico Freimuth	GER	8382																							
8, Ilya Shkurenov	RUS	8370																							
9, Willem Coertzen	RSA 8343; 10, Leonel Suárez	CUB 8317; 11, Pascal Behrenbruch	GER 8316; 12, Andrey Kravchenko	BLR 8314; 13, Gunnar Nixon	USA 8312; 14, Mihail Dudaš	SRB 8275; 15, Thomas van der Plaetsen	BEL 8255; 16, Artem Lukyanenko	RUS 8177; 17, Mikk Pahapill	EST 8170; 18, Eduard Mikhán	BLR 7968; 19, Maicol Uibo	EST 7850; 20, Sergey Sviridov	RUS 7843; 21, Pelle Rietveld	NED 7840; 22, Keisuke Ushiro	JPN 7751; 23, Brent Newdick	NZL 7744; 24, Marcus Nilsson	SWE 7540; 25, Gaël Quérin	FRA 6846; Ali Kamé	MAD DNF (6569); Ingmar Vos	NED DNF (5612); Oleksiy Kasyanov	UKR DNF (4012); Kurt Felix	GRN DNF (3272); Román Gastaldi	ARG DNF (3018); Trey Hardee	USA DNF (2634); Jeremy Taiwo	USA DNF (2479); Dmitry Karpov	KAZ DNF (2312)

As by the time of the Moscow championships, Daegu silver medalist Ashton was world record holder an Olympic Champion. He won the 100m in 10.35 but was below par (by his standards) in the long jump, shot put and high jump. At this point he was in third place with 3495 behind Nixon (3611) and Schrader (3501). A sharp lecture from his coach Harry Marra led to a 46.02 400m race, the quickest ever in a World Championship Decathlon. That gave Eaton a small lead (4502-4493) from Nixon overnight.

Schrader was third with 4427, just ahead of Canada's Warner. Eaton opened up the second day with the excellent hurdles time of 13.72. After the discus the American's lead was 119 points over Schrader, with Freimuth and Warner close behind. The German, performing at his best, lost a small amount of ground to Eaton over the next two events. With just the 1500m remaining, the German was on 7895, 168 points behind Eaton and 118 points ahead of Warner. The medal positions were now settled and Eaton came home the victor by 139 points over the lifetime best of 8670 for Schrader. Personal bests also fell to Warner and Mayer, who moved up from 15th to fourth on the second day. The quality of the event can be gauged by the fact that no previous decathlon had ever seen 10 men score over 8300, but in Moscow there were 13 at that level.

Individual marks:

	100	LJ	SP	HJ	400	110h	DT	PV	JT	1500
Eaton	10.35	7.73	14.39	1.93	46.02	13.72	45.00	5.20	64.83	4:29.80
Schrader	10.73	7.85	14.56	1.99	47.66	14.29	46.44	5.00	65.67	4:25.38
Warner	10.43	7.39	14.23	2.05	48.41	13.96	44.13	4.80	64.67	4:29.97

	100	LJ	SP	HJ	400	110h	DT	PV	JT	1500
Mayer	11:23	7.50	13.76	2.08	49.53	14.21	45.37	5.20	66.09	4:25.04
Sintnicolaas	10:85	7.65	14.08	2.02	48.25	14.18	39.21	5.30	56.75	4:24.64
Chinin	10:78	7.54	14.49	1.96	48.80	14.05	45.84	5.10	59.98	4:36.01
Freimuth	10:60	7.22	14.80	1.99	48.05	13.90	48.74	4.90	56.21	4:37.83
Shkurenjev	10:57	7.35	13.88	2.05	48.39	14.34	44.06	5.40	59.46	4:36.95
Coertzen	10:95	7.44	13.88	2.05	48.32	14.30	43.25	4.50	69.35	4:24.60
Suárez	11:07	7.33	14.20	1.90	48.21	14.62	46.41	4.90	68.61	4:23.87
Behrenbruch	10:95	7.19	15.86	1.99	48.40	14.46	45.66	4.70	67.07	4:37.21
Kravchenko	11:19	7.39	14.84	2.11	49.65	14.44	46.12	5.10	59.98	4:39.63
Nixon	10:84	7.80	14.68	2.14	48.56	14.57	42.38	4.60	57.97	4:35.82
Dudas	10:67	7.51	13.45	1.96	47.73	14.59	44.06	4.90	59.06	4:26.62
vd Plaetsen	11:09	7.64	13.57	2.05	49.00	14.66	41.17	5.10	65.31	4:37.93
Lukyanyan	11:11	7.09	14.43	1.99	49.01	14.21	44.06	5.00	61.83	4:32.97
Pahapill	11:33	7.12	14.87	1.99	49.84	14.54	47.57	5.00	62.89	4:33.16
Mikhon	10:97	7.42	14.15	1.96	48.80	14.82	48.00	4.60	50.74	4:33.71
Uibo	11:21	7.26	13.68	2.11	50.60	15.29	41.84	4.90	59.63	4:48.29
Svindov	10:98	7.30	14.20	1.90	51.13	15.23	45.26	4.50	69.38	4:46.43
Rietveld	11:15	6.68	13.21	1.90	48.67	14.37	48.06	5.10	64.38	4:35.94
Ushiro	11:44	6.84	13.17	1.96	51.20	15.32	45.31	4.90	67.65	4:38.91
Newdick	11:14	7.28	13.84	2.02	50.25	15.19	42.49	4.50	57.30	4:38.54
Nilsson	11:42	6.62	14.81	1.87	50.56	15.04	42.49	4.50	54.86	4:20.11
Quérin	11:19	7.18	13.03	1.90	48.78	14.87	38.34	NH	50.66	4:18.58
Aii	11:48	6.72	12.73	1.90	50.87	15.20	36.86	4.20	65.76	DNS
Vos	10:98	7.45	13.81	2.05	51.02	DQ	42.77	NH	62.10	DNS
Kasyanov	10:99	7.27	14.05	1.90	49.75	DNF	NM	DNS		
Felix	11:20	7.41	12.95	2.08	DNS					
Gastaldi	11:20	6.89	13.96	1.87	DQ	DNS				
Hardee	10:52	7.35	14.61	NH	DNS					
Taiwo	10:96	7.53	12.99	DNS						
Karpov	11:37	6.59	15.39	DNS						

DECATHLON

Multiple Medalists:

3	Dan O'Brien	USA	91-1, 93-1, 95-1
	Eduard Hämmäläinen	BLR/FIN	93-2, 95-2, 97-2
	Tomáš Dvořák	CZE	97-1, 99-1, 01-1
	Roman Šebrle	CZE	03-2, 05-2, 07-1
2	Siegfried Wentz	FRG	83-3, 87-2
	Mike Smith	CAN	91-2, 95-3
	Dean Macey	GBR	99-2, 01-3
	Dmitriy Karpov	KAZ	03-3, 07-3
	Trey Hardee	USA	09-1, 11-1
	Leonel Suárez	CUB	09-2, 11-3
	Ashton Eaton	USA	11-2, 13-1

Most Placings in Top Eight:

6	Dvořák	95-5, 97-1, 99-1, 01-1, 03-4, 05-8
---	--------	------------------------------------

Most Appearances:

8	Šebrle	97-9, 99-dnf, 01-10, 03-2, 05-2, 07-1, 09-11, 11-13=
---	--------	--

National Placings:

	1	2	3	4	5	6	7	8	Points
GER	1	3	4	3	2	1	5	3	92
USA	8	1	1	1	-	-	1	3	87
CZE	4	2	-	1	1	1	-	1	59
RUS	-	-	1	2	4	2	-	1	39
FRA	-	-	-	3	2	3	3	1	39
GBR	1	1	1	-	-	-	-	-	21
CAN	-	1	2	-	-	-	-	1	20
EST	-	1	-	1	-	2	-	-	18
CUB	-	1	1	-	-	-	-	2	15
BLR	-	2	-	-	-	-	-	-	14
KAZ	-	-	2	-	-	-	-	-	12
URS	-	-	1	-	-	1	1	1	12
FIN	-	1	-	-	1	-	-	-	11
HUN	-	-	1	1	-	-	-	-	11
NED	-	-	-	-	2	-	-	-	8
JAM	-	1	-	-	-	-	-	-	7
UKR	-	-	1	-	-	-	-	-	7
NZL	-	-	-	-	-	2	-	-	6
TCH	-	-	1	-	-	-	-	-	5
SUI	-	-	-	-	1	-	-	-	4
UZB	-	-	-	-	1	-	-	-	4
SWE	-	-	-	-	-	2	-	-	4
BRA	-	-	-	-	-	1	-	-	3
SRB	-	-	-	-	-	1	-	-	3
CHN	-	-	-	-	-	-	1	-	2
ESP	-	-	-	-	-	-	-	1	1
Totals	14	14	14	14	14	14	14	14	504=

20 Kilometres Walk

Helsinki 1983

(Aug 7)

1,	Ernesto Canto	MEX	1:20:49
2,	Jozef Pribilinec	TCH	1:20:59
3,	Yevgeniy Yevsyukov	URS	1:21:08
4,	José Marín	ESP	1:21:21
5,	Gérard Liévière	FRA	1:21:37
6,	Pavol Blažek	TCH	1:21:54
7,	Maurizio Damilano	ITA	1:21:57
8,	Guillaume Leblanc	CAN	1:22:04
9,	Raúl González	MEX	1:22:06; 10, Roland Wieser GDR 1:22:14; 11, Anatoly Gorshkov URS 1:22:34; 12, Reima Salonen FIN 1:22:51; 13, Pyotr Pochenchuk URS 1:24:55; 14, Ralf Kowalsky GDR 1:25:13; 15, David Smith AUS 1:25:23; 16, Enrique Vera MEX 1:25:27; 17, Alik Basirev BUL 1:25:49; 18, Carlo Mattioli ITA 1:25:53; 19, Jim Heiring USA 1:25:55; 20, Marcel Jobin CAN 1:26:13; 21, Erling Andersen NOR 1:26:39; 22, Michael Bonke GDR 1:26:57; 23, José Pinto POR 1:27:10; 24, Alessandro Pezzatini ITA 1:27:15; 25, Phillip Vesty GBR 1:27:20; 26, Martial Fesselière FRA 1:27:39; 27, Roman Mrázek TCH 1:27:46; 28, Jordi Lopart ESP 1:27:49; 29, Simon Baker AUS 1:28:09; 30, Willi Sawall AUS 1:28:16; 31, Per Rasmussen SWE 1:28:51; 32, Matti Katila FIN 1:29:14; 33, Lars Ove Moers NOR 1:29:16; 34, Francisco Botonero ESP 1:29:42; 35, Abdelwahab Ferguène ALG 1:29:53; 36, Tim Lewis USA 1:30:10; 37, Roger Mills GBR 1:30:25; 38, Shemsu Hassan ETH 1:30:36; 39, Kevin Taylor NZL 1:30:38; 40, Li Guangxing CHN 1:31:02; 41, Ian McCombie GBR 1:31:14; 42, Chand Ran IND 1:31:32; 43, Jiang Shaohong CHN 1:31:43; 44, Petri Makela FIN 1:32:21; 45, Benamar Kachkouche ALG 1:32:33; 46, Takehiro Sonohara JPN 1:32:45; 47, Sergio Gutiérrez CRC 1:33:59; 48, Jos Maetens BEL 1:34:39; 49, Santiago Fonseca HON 1:35:07; 50, Shane Donnelly NZL 1:35:21; 51, Osvaldo Morejón BOL 1:36:37; 52, Per Nielsen DEN 1:38:52; 53, Stefano Casali SMR 1:39:41; 54, Nadarajan Rengasamy SIN 1:51:35; 55, Uaongo Areal COK 2:05:13

Did not finish: Marco Evoniuk USA, François LaPointe CAN & Keith Olsthoorn NZL

Did not start: Zhang Fuxin CHN & Jan Staaf SWE

Disqualified: Bo Gustafsson SWE & Burhan Vurgun TUR

Ernesto Canto, 23, added the World title to his 1981 World Cup win with a scintillating final 5Km of 19:32. At 15Km a group of eight were in contention. In the next 2Km, this was down to four – Canto, Pribilinec, Yevsyukov and Marín. The Spaniard was the first to fall back, followed by the Soviet walker. The Mexican and the Czechoslovak duelled in the last 3Km, before Canto poned up a 40m lead by the time he entered the stadium.

Rome 1987

(Aug 30)

1,	Maurizio Damilano	ITA	1:20:45
2,	Jozef Pribilinec	TCH	1:21:07
3,	José Marín	ESP	1:21:24
4,	Viktor Mostóvik	URS	1:21:53
5,	Carlo Mattioli	ITA	1:22:53
6,	Roman Mrázek	TCH	1:23:01
7,	Jean-Claude Corre	FRA	1:23:38
8,	Querubin Moreno	COL	1:23:42
9,	Ian McCombie GBR 1:23:51; 10, Reima Salonen FIN 1:24:14; 11, Pavol Blažek TCH 1:24:37; 12, Andrew Jachno AUS 1:24:46; 13, Martial Fesselière FRA 1:24:51; 14, Dominique Gueyber FRA 1:25:01; 15, Erling Andersen NOR 1:25:08; 16, José Urbano POR 1:25:10; 17, Jan Staaf SWE 1:25:12; 18, José Pinto POR 1:25:24; 19, Tim Lewis USA 1:26:00; 20, Ricardo Puevo ESP 1:26:09; 21, Ray Sharp USA 1:27:06; 22, Sándor Urbánik HUN 1:27:24; 23, Stefan Johansson SWE 1:27:27; 24, Simon Baker AUS 1:27:32; 25, Francisco Vargas COL 1:27:33; 26, Anatoly Gorshkov URS 1:27:34; 27, Miguel Angel Nieto ESP 1:27:40; 28, Wolfgang Wiedemann FRG 1:28:07; 29, Gary Morgan USA 1:28:08; 30, Vesa Puukari FIN 1:28:29; 31, Carlos Ramones VEN 1:28:40; 32, Santiago Fonseca HON 1:28:44; 33, François Lapointe CAN 1:29:22; 34, Chris Maddocks GBR 1:32:36; 35, Abdelwahab Ferguène ALG 1:34:26		

Did not finish: Frants Kostyukevich URS, Axel Noack GDR & Héctor Moreno COL

Disqualified: Walter Arena ITA, Ernesto Canto MEX, Carlos Mercenario MEX & David Smith AUS

Disappointed by Alessandro Andrei's defeat in the previous day's shot put, the home crowd were delighted by the progress of the first walking event in Rome. Olympic Champion Maurizio Damilano was the favourite, and he lived up to this status by dominating a classy field. Walking each 5Km section quicker than the last, the Italian was among the leaders at halfway after which point the defending champion Canto had been disqualified.

At 15Km, Damilano led by three seconds from Mercenario and Noack, but before long these two were also disqualified. With Damilano well clear in the last 3Km, the Italian spectators broke into song as he approached the stadium. Pribilinec came through for the silver as he had done four years earlier.

Tokyo 1991

(Aug 24)

1, Maurizio Damilano	ITA	1:19:37
2, Mikhail Shchennikov	URS	1:19:46
3, Yevgeniy Misyulya	URS	1:20:22
4, Giovanni De Benedictis	ITA	1:20:29
5, Valenti Massana	ESP	1:20:29
6, Robert Ihly	GER	1:20:52
7, Walter Arena	ITA	1:21:01
8, Li Mingcai	CHN	1:21:15
9, Thierry Toutain FRA 1:21:22; 10, Robert Korzeniowski POL 1:21:32; 11, Axel Noack GER 1:21:35; 12, Carlos Mercenario MEX 1:21:37; 13, Igor Kollár TCH 1:21:44; 14, Sándor Urbánik HUN 1:21:57; 15, Roman Mrázek TCH 1:22:03; 16, Ronald Weigel GER 1:22:18; 17, Pavol Blažek TCH 1:22:34; 18, José Urbano POR 1:23:09; 19, Héctor Moreno COL 1:23:27; 20, Nicholas A'Hern AUS 1:23:44; 21, Miguel Angel Prieto ESP 1:24:06; 22, Tim Berrett CAN 1:24:10; 23, Vladimir Ostrovski ISR 1:24:35; 24, Marcelo Palma BRA 1:24:54; 25, Sergio Galdino BRA 1:25:20; 26, Artur Shumak URS 1:25:22; 27, Ian McCombie GER 1:25:30; 28, Gyula Dudás HUN 1:25:52; 29, Bobby O'Leary IRL 1:29:28; 30, Stefan Johansson SWE 1:29:47; 31, Tim Lewis USA 1:30:55; 32, Santiago Fonseca HON 1:38:36		

Did not finish: Claudio Bertolino BRA & Joel Sanchez MEX
Disqualified: Daniel Plaza ESP, Hirofumi Sakai JPN & Guillaume Leblanc CAN

The race soon developed into a three-way battle between defending champion Damilano, three times world indoor champion Shchennikov, and Plaza of Spain. The Italian got progressively faster throughout the race, just as he had in 1987. He succeeded in dropping Plaza, but could not lose Shchennikov.

The two were together as they entered the stadium earlier than anticipated. There was confusion as the 100m heats were still in progress and the walkers had to sidestep the starting blocks. Damilano's lead was cut back dramatically by Shchennikov who crossed the finish line first – only to realise there was another lap to go. While officials frantically moved flowerpots from the track, the calm Italian got in front again. He opened up a lead on the tiring Soviet so quickly that he was able to celebrate his second world gold on the back-straight. Plaza crossed the line third but was disqualified.

After the race Damilano, 34, described his win as his "greatest victory," while Shchennikov said he felt he could not have won even if he had not misjudged the laps.

Stuttgart 1993

(Aug 15)

1, Valenti Massana	ESP	1:22:31
2, Giovanni De Benedictis	ITA	1:23:06
3, Daniel Plaza	ESP	1:23:18
4, Jaime Barroso	ESP	1:23:41
5, Yevgeniy Misyulya	BLR	1:23:45
6, Sergio Galdino	BRA	1:23:52
7, Robert Ihly	GER	1:24:21
8, Igor Kollár	SVK	1:24:23
9, Ignacio Zamudio MEX 1:24:32; 10, Sándor Urbánik HUN 1:24:40; 11, Héctor Moreno COL 1:24:43; 12, Viktor Mostóvnik MEX 1:24:53; 13, Arturo Di Mezza ITA 1:24:59; 14, Jacek Müller POL 1:25:24; 15, Pavol Blažek SVK 1:25:31; 16, Jean Brousseau FRA 1:25:53; 17, Josef Pribilinec SVK 1:26:11; 18, Allen James USA 1:26:53; 19, Vladimir Andreyev RUS 1:27:01; 20, Tim Berrett CAN 1:27:28; 21, Denis Langlois FRA 1:28:02; 22, Stefan Johansson SWE 1:28:02; 23, Tsutomu Takushima JPN 1:28:39; 24, Nick A'Hern AUS 1:28:47; 25, Viktorias Meskauskas LTU 1:28:57; 26, Chris Maddocks GBR 1:29:22; 27, Scott Nelson NZL 1:30:17; 28, Jan Staaf SWE 1:30:29; 29, Gyula Dudás HUN 1:30:46; 30, Darrell Stone GBR 1:32:55; 31, Grigoriy Kornev RUS 1:33:16; 32, Hatem Ghoulia TUN 1:33:24; 33, Vladimir Ostrovski ISR 1:35:41; 34, Abdelwahab Ferguene ALG 1:35:48; 35, Sverre Jensen NOR 1:35:53		

Did not finish: Valeriy Borisov KAZ, Frants Kostyukevich BLR, Li Mingcai CHN & Andy Penn GBR
Did not start: Sergio Shildkret AZE & Jonathan Matthews USA
Disqualified: (r230.6a) Walter Arena ITA, Costica Balan ROU, Daniel Garcia MEX, Yury Kuko BLR, Hirofumi Sakai JPN, Bernardo Segura MEX & Mikhail Shchennikov RUS

Most of the field were still in contention at halfway (42:26), and there were no major breaks until 17Km, when Massana went to the front. A pack of nine got away, but of these four were ultimately to be disqualified. Massana, who himself was disqualified at the previous year's Olympic Games when heading for a medal, pulled clear with a second half of 40:01.

It looked as if Shchennikov would repeat his 1991 silver, but both he and third-placed Garcia were disqualified late in the race. In Garcia's case he had already entered the stadium. There had been a delay in relaying news of the disqualifications to those whose job it was to remove the walkers from the race.

Gothenburg 1995

(Aug 6)

1, Michele Didoni	ITA	1:19:59
2, Valenti Massana	ESP	1:20:23
3, Yevgeniy Misyulya	BLR	1:20:48
4, Ilya Markov	RUS	1:21:28
5, Li Zewen	CHN	1:21:39
6, Mikhail Shchennikov	RUS	1:22:16
7, Denis Langlois	FRA	1:22:21
8, Igor Kollar	SVK	1:22:30
9, Mikhail Khmelintitsky BLR 1:23:24; 10, Jean-Olivier Brousseau FRA 1:23:34; 11, Nick A'Hern AUS 1:23:45; 12, Nichan Tsamonikian GER 1:24:17; 13, Héctor Moreno COL 1:24:34; 14, Robert Ihly GER 1:24:40; 15, Enrico Lang ITA 1:24:43; 16, Martin St. Pierre CAN 1:24:49; 17, José Urbano POR 1:26:10; 18, Stefan Johansson SWE 1:26:20; 19, Sergio Galdino BRA 1:26:53; 20, Costica Balan ROU 1:26:53; 21, Hubert Sonnek CZE 1:27:35; 22, Gyula Dudás HUN 1:28:08; 23, Chen Shaoguo CHN 1:28:13; 24, Magnus Morenius SWE 1:28:29; 25, Darrell Stone GBR 1:28:48; 26, Sverre Jensen NOR 1:29:35; 27, Roman Mrázek SVK 1:29:37; 28, Claudio Bertolino BRA 1:30:25; 29, Valery Borisov KAZ 1:31:22; 30, Hatem Ghoulia TUN 1:32:17; 31, Scott Nelson NZL 1:32:19; 32, Valdas Kazlauskas LTU 1:33:54; 33, Jefferson Perez ECU 1:34:20; 34, Myint Htay MYA 1:37:08; 35, Daisuke Ikeshima JPN 1:37:11		

Did not finish: Fernando Vázquez ESP, Alejandro López MEX, Mariusz Ornoch POL, Dmitriy Yespichuk RUS, Vladimir Ostrovski ISR & Bernardo Segura MEX
Did not start: Vyacheslav Feduchuk MDA & Allen James USA
Disqualified: (r230.6a) Giovanni De Benedictis ITA, Daniel Plaza ESP, Tomás Kratochvíl CZE, Bu Lingtang CHN & Daniel Garcia MEX

A new walking star emerged in the shape of 21 year-old Didoni, who became the youngest ever male walking world champion. The Italian was among the leading pack at halfway (40:31). He fell back temporarily, but returned on the last 2Km loop to battle with Garcia and Massana for the medals. Defending champion Massana was the first to fall back. Then with 250m remaining Garcia was disqualified. Didoni went on to win with a personal best.

Italy were thought to have taken the bronze medal though De Benedictis, but he received his third and fourth red cards in the finishing straight and was disqualified after the finish.

Athens 1997

(Aug 2)

1, Daniel García	MEX	1:21:43
2, Mikhail Shchennikov	RUS	1:21:53
3, Mikhail Khmelintitsky	BLR	1:22:01
4, Yu Guohui	CHN	1:22:57
5, Li Zewen	CHN	1:23:03
6, Yevgeniy Misyulya	BLR	1:23:10
7, Michele Didoni	ITA	1:23:14
8, Giovanni De Benedictis	ITA	1:23:33
9, Hatem Ghoulia TUN 1:23:49; 10, Robert Ihly GER 1:24:12; 11, Alessandro Gandellini ITA 1:24:24; 12, Igor Kollar SVK 1:24:37; 13, Jefferson Perez ECU 1:24:46; 14, Jacek Müller POL 1:24:47; 15, Joel Sánchez MEX 1:24:48; 16, Denis Langlois FRA 1:25:27; 17, Omar Zepeda MEX 1:25:38; 18, Nick A'Hern AUS 1:25:46; 19, Artur Meleshkevich BLR 1:25:47; 20, Sergio Galdino BRA 1:25:50; 21, Roberto Oscar Guila 1:26:20; 22, Marco Ciurri ITA 1:26:29; 23, Modris Liepiņš LAT 1:26:24; 24, Jean Brousseau FRA 1:26:39; 25, Sándor Urbánik HUN 1:26:50; 26, Gyula Dudás HUN 1:27:17; 27, José Urbano POR 1:27:25; 28, Miloš Holuša CZE 1:27:27; 29, Fedosiy Chumachenko MDA 1:28:51; 30, Luis Garcia GUA 1:28:51; 31, Dion Russell USA 1:30:49; 32, Robert Valček SVK 1:31:28; 33, Curt Clausen USA 1:32:05; 34, Valery Borisov KAZ 1:32:32; 35, Dimitris Orfanopoulos GRE		

1:32:37; 36, Fernando Vázquez ESP 1:32:44; 37, Christian Britz RSA 1:34:02

Did not finish: Claus Jørgensen DEN, Thierry Toutain FRA, Aigars Fadejevs LAT,

Scott Nelson NZL & Vladimir Andreyev RUS

Disqualified: (r230.6a) Andreas Erm GER, Julio Martínez GUA, Narinder Singh MAS, Rami Deeb PLE, Ilya Markov RUS & Jan Staaf SWE

Disqualified: (r40.8) Daniel Plaza ESP (1:23:53)

With defending champion Didoni finishing seventh and Olympic gold medalist Pérez 14th, the race looked to be going the way of Olympic silver medalist Markov, who by halfway had built up a 19-second lead over Shchennikov in 40:05. He, however, was disqualified just before 15k, at which point García held a 5-second advantage and the Mexican doubled that over the final 5Km. Victory was especially sweet as he had been disqualified late in the race when in medal position both in 1993 and 1995. On this occasion, after a cautious start (9th at halfway in 40:50), he received two warnings, as did silver medalist Shchennikov while the third placed Khmelnitsky finished with a clean sheet from the judges.

Disqualified this time, in retrospect for a doping violation dating back to 1996, was 1992 Olympic Champion Daniel Plaza (originally 10th).

Seville 1999

(Aug 21)

1,	Ilya Markov	RUS	1:23:34
2,	Jefferson Pérez	ECU	1:24:19
3,	Daniel García	MEX	1:24:31
4,	Li Zewen	CHN	1:24:43
5,	Alessandro Gandellini	ITA	1:24:51
6,	Igor Kollár	SVK	1:25:15
7,	Nathan Deakes	AUS	1:25:26
8,	Giovanni De Benedictis	ITA	1:25:33

9, Ivan Trotskiy BLR 1:25:54; 10, Michele Didoni ITA 1:26:00; 11, Yevgeniy Misulya BLR 1:26:08; 12, Alejandro López MEX 1:26:17; 13, Denis Langlois FRA 1:26:25; 14, Yu Guohui CHN 1:26:51; 15, Francisco Javier Fernández ESP 1:27:23; 16, Hatem Ghoula TUN 1:28:36; 17, Daisuke Ikeshima JPN 1:29:03; 18, Mikael Odriozola ESP 1:29:03; 19, Augusto Cardoso POR 1:29:33; 20, Liu Yunfeng CHN 1:31:26; 21, Valeriy Borisov KAZ 1:31:38; 22, Feodosiy Chumachenko MDA 1:32:08; 23, Claus Jørgensen DEN 1:34:47; 24, Tim Seaman USA 1:35:58; 25, José Urbano POR 1:37:50; 26, Nick A'Hern AUS 1:38:08

Did not finish: Andreas Erm GER, Aigars Fadejevs LAT; Roman Rasskazov RUS; Mikhail Khmelnitskiy BLR; Bernardo Segura MEX; Sándor Urbanik HUN; Luis Fernando García GUA

Disqualified: (r230.6a) Birger Fält SWE, Julio Martínez GUA, João Vieira POR, Arturo Huerta CAN, Vladimir Andreyev RUS & Robert Valicek SVK

Becoming the first Russian man to win any world title since the break-up of the Soviet Union, Markov covered the first half in 42:51 and the second in 40:43, the winning time of 1:23:34 being the slowest yet at the World Championships, understandable in view of the sweltering heat. Striking out 4 kilometres from the finish, former World Junior Champion Markov won by the handsome margin of 45 sec over blistered and dehydrated Olympic Champion Pérez with defending title holder García third. Pérez and García left the pack after 15Km, with the former proving stronger.

Martinez, who had set a world road best of 1:17:46 earlier in the year, was disqualified again, as he was in the 1996 Olympics, 1997 World Championships and 1999 World Cup.

Edmonton 2001

(Aug 4)

1,	Roman Rasskazov	RUS	1:20:31
2,	Ilya Markov	RUS	1:20:33
3,	Viktor Burayev	RUS	1:20:36
4,	Nathan Deakes	AUS	1:20:55
5,	David Márquez	ESP	1:21:09
6,	Joel Sánchez	MEX	1:22:05
7,	Satoshi Yanagisawa	JPN	1:22:11
8,	Jefferson Pérez	ECU	1:22:20

9, Jifí Malysa CZE 1:22:42; 10, Hatem Ghoula TUN 1:23:14; 11, Alejandro López MEX 1:23:20; 12, Alessandro Gandellini ITA 1:24:05; 13, Li Zewen CHN 1:24:29; 14, Robert Heffernan IRL 1:25:02; 15, Ivan Trotskiy BLR 1:25:02; 16, Lorenzo

Civallero ITA 1:25:28; 17, Miloš Holuša CZE 1:25:37; 18, Luis García GUA 1:26:47; 19, Shin Il-Yong KOR 1:27:47; 20, Gintas Andriuskevicius LTU 1:27:53; 21, Arturo Huerta CAN 1:29:27; 22, Silviu Casandra ROU 1:29:49; 23, Antony Gillet FRA 1:31:24; 24, Sabir Sharuyayev KAZ 1:32:03

Did not finish: Francisco Fernández ESP, Andreas Erm GER & André Höhne GER; Aigars Fadejevs LAT

Disqualified: (r230.6a) Artur Meleshkevich BLR, Yevgeniy Misulya BLR, Tim Berrett CAN, Daugvinas Zujus LTU, Noe Hernández MEX, Rami Diéb PLE, João Vieira POR, Vladimir Andreyev RUS & Tim Seaman USA

The race comprised nine laps of a circuit adjacent to the Commonwealth Stadium. Defending Champion Markov led through 5Km in 20:14, and the leader at halfway was another Russian, Vladimir Andreyev. He was later disqualified and Markov was in front again at 15Km, by which the leading pack was down to 11 men.

The pace got progressively faster and former World Junior Champion Rasskazov got clear, pursued by 18 year-old Burayev. Markov was third, and the top non-Russian, Deakes, lost touch in the last kilometre. In the stadium, it was clear there would be a Russian sweep of the medals. Markov overtook Burayev in the last 300m but left it too late to catch Rasskazov.

Paris 2003

(Aug 23)

1,	Jefferson Pérez	ECU	1:17:21WR
2,	Francisco Javier Fernández	ESP	1:18:00
3,	Roman Rasskazov	RUS	1:18:07
4,	Noe Hernández	MEX	1:18:14
5,	Luke Adams	AUS	1:19:35
6,	Ivan Trotskiy	BLR	1:19:40
7,	David Márquez	ESP	1:19:46
8,	Ilya Markov	RUS	1:20:14

9, José David Dominguez ESP 1:20:15; 10, Alejandro López MEX 1:20:24; 11, Lorenzo Civallero ITA 1:20:34; 12, Yevgeniy Misulya BLR 1:20:38; 13, André Höhne GER 1:20:44; 14, Hatem Ghoula TUN 1:21:12; 15, Yu Chaohong CHN 1:21:18; 16, Michele Didoni ITA 1:21:23; 17, João Vieira POR 1:22:07; 18, Kevin Eastler USA 1:22:25; 19, Erik Tyssse NOR 1:22:43; 20, Akinori Matsuzaki JPN 1:24:22; 21, Alessandro Gandellini ITA 1:24:45; 22, Predrag Filipović SCG 1:25:15; 23, Xu Xingde CHN 1:25:41; 24, Sergio Galdino BRA 1:26:48; 25, Fedosey Chumachenko MDA 1:27:27; 26, Benjamin Kucinski POL 1:27:41; 27, Jifí Malysa CZE 1:30:17; 28, Allan Segura CRC 1:30:53; 29, Ronald Huayta BOL 1:31:15

Disqualified: (r230.6a) Julio Martínez GUA, Toshihito Fujinohara JPN, Eiichi Yoshizawa JPN, Valeriy Borisov KAZ, Julius Sawe KEN, Lee Dae-Ro KOR, Bernardo Segura MEX, Vladimir Andreyev RUS & Viktor Burayev RUS

The first of the Paris gods could hardly have been won more impressively, with Pérez improving the world best by one second to 1:17:21. The IAAF had already agreed that the first world road records would be established at the end of the year. This mark became the inaugural record and it was decided that Pérez would be awarded the \$100,000 prize in return for any world records set in Paris.

The previous holder of the world best, Fernández, set off quickest as the field covered 1000m before linking onto the first of nine 2000m loops. The Spaniard was six seconds up at 5Km and 32 seconds clear of Pérez at halfway (38:38 to 39:10). Thereafter, the Ecuadorian – wearing a white baseball cap – closed the gap. His third quarter was covered in 19:09 compared to 19:25 by Fernández. Meanwhile, defending champion Rasskazov had moved into third place. Pérez caught Fernández in the 17th kilometre and went on to walk the second half of the race in just 38:11. “The course was very difficult,” said the winner. “The only way to overcome it was to train hard.”

Helsinki 2005

(Aug 6)

1,	Jefferson Pérez	ECU	1:18:35
2,	Francisco Javier Fernández	ESP	1:19:36
3,	Juan Manuel Molina	ESP	1:19:44
4,	André Höhne	GER	1:20:00
5,	Hatem Ghoula	TUN	1:20:19
6,	Vladimir Stankin	RUS	1:20:25
7,	Benjamin Kucinski	POL	1:20:34
8,	Eder Sánchez	MEX	1:20:45

9, Zhu Hongjun CHN 1:21:01; 10, Luke Adams AUS 1:21:43; 11, Andrey Yurin UKR 1:22:15; 12, Luis Fernando López COL 1:22:28; 13, Erik Tysse NOR 1:22:45; 14, Lorenzo Civallo ITA 1:22:52; 15, Sérgio Galindo BRA 1:23:03; 16, Shin Il-Yong KOR 1:23:10; 17, Aigars Fadejevs LAT 1:23:12; 18, Jared Tallent AUS 1:23:42; 19, Siliu Casandra ROU 1:23:46; 20, Andrey Talashko BLR 1:23:52; 21, Matej Tóth SVK 1:23:55; 22, José Ignacio Díaz ESP 1:24:00; 23, Takayuki Tani JPN 1:24:17; 24, Kamil Kalka POL 1:25:02; 25, Akihiro Sugimoto JPN 1:25:28; 26, Rafael Dya POL 1:26:35; 27, Edwin Centeno PER 1:26:45; 28, Liu Yunteng CHN 1:26:54; 29, Koichiro Morioka JPN 1:27:08; 30, John Nunu USA 1:27:10; 31, Tim Seaman USA 1:29:58; 32, Bengt Bengtsson SWE 1:30:10

Did not finish: Ivano Brugnetti ITA, João Vieira POR, Viktoriye BURS
Disqualified: (r230.6a) Ivan Trotskiy BLR, Yu Chaohong CHN, Rolando Saquipay ECU, Walter Sandoval ESA, Robert Heffernan IRL, Bernardo Segura MEX, Cristian Berdeja MEX, Ilya Markov RUS

Fernández led for the first three quarters of the race, with 5Km splits of 19:47, 19:44 (39:31) and 19:39 (59:10). A bunch of 14 were together at the halfway point, but six of these, including 2001 champion Ilya Markov, would be disqualified for "lifting." At the 15Km mark, Fernandez was tracked by defending champion Pérez, with Molina and Saquipay, who was one of the disqualified, 12 seconds behind. Pérez made his break shortly after, and finished with progressively faster 5Km splits, covering the last in 19:25 to finish more than a minute clear of Fernandez. Mexican Eder Sánchez set a unofficial world junior best at 10Km walk with his halfway time of 39:32.

Osaka 2007

(Aug 26)

1,	Jefferson Pérez	ECU	1:22:20
2,	Francisco Javier Fernández ESP	1:22:40	
3,	Hatem Ghoula	TUN	1:22:40
4,	Eder Sánchez	MEX	1:23:36
5,	Giorgio Rubino	ITA	1:23:39
6,	Robert Heffernan	IRL	1:23:42
7,	Luke Adams	AUS	1:23:52
8,	Erik Tysse	NOR	1:24:10

9, Ilya Markov RUS 1:24:35; 10, Alex Schwazer ITA 1:24:39; 11, Koichiro Morioka JPN 1:24:46; 12, Rolando Saquipay ECU 1:25:03; 13, Li Gaobo CHN 1:25:30; 14, Matej Tóth SVK 1:25:57; 15, Park Chil-Sung KOR 1:26:08; 16, Juan Manuel Molina ESP 1:26:26; 17, Benjamin Kucinski POL 1:26:43; 18, Andriy Kovenko UKR 1:26:44; 19, Akihiro Sugimoto JPN 1:26:45; 20, Kim Hyun-Sub KOR 1:26:51; 21, Takayuki Tani JPN 1:26:53; 22, Luis Fernando López COL 1:27:22; 23, Benjamin Sánchez ESP 1:27:29; 24, Hassanine Sbaï TUN 1:27:35; 25, João Vieira POR 1:27:44; 26, Rafal Augustyn POL 1:27:54; 27, Ivan Trotskiy BLR 1:27:56; 28, Kevin Eastler USA 1:28:29; 29, Han Yucheng CHN 1:31:58; 30, Dong Jimin CHN 1:32:03; 31, Tim Seaman USA 1:33:58; 32, Predrag Filipović SRB 1:35:51

Did not finish: André Höhne GER, Sérgio Vieira POR & Valeriy Borchin RUS
Disqualified: (r230.6a) Jared Tallent AUS, Gustavo Restrepo COL, Andrés Chocho ECU, Ivano Brugnetti ITA, Daniel Garcia MEX, Gabriel Ortiz MEX & Igor Yerokhin RUS

Olympic Champion Brugnetti led from the gun, passing 5Km in 21:39 with a two-second lead over Pérez, which he extended to 17 at the halfway point, reached in 42:14 in the very hot conditions.

The Italian was then disqualified, leaving the Ecuadorian with a slender lead over a bunch of 11 athletes. Ghoula shared the lead at the 15Km point (62:31) with Fernández two seconds behind. Pérez eventually got clear of Ghoula, who cramped up in the closing stages. Fernández closed with a sprint to catch Ghoula on the line. He was initially disqualified, but was reinstated on appeal, being helped by having received no warnings during the race. For Pérez it was his third successive win, and his seventh global title, having won the World Cup three times, as well as the 1996 Olympic title.

Berlin 2009

(Aug 15)

1,	Valeriy Borchin	RUS	1:18:41
2,	Wang Hao	CHN	1:19:06
3,	Eder Sánchez	MEX	1:19:22
4,	Giorgio Rubino	ITA	1:19:50
5,	Luis Fernando López	COL	1:20:03
6,	Jared Tallent	AUS	1:20:27
7,	Erik Tysse	NOR	1:20:38
8,	Jesús Sánchez	MEX	1:20:52

9, Matej Tóth SVK 1:21:13; 10, João Vieira POR 1:21:43; 11, Koichiro Morioka JPN 1:21:48; 12, Li Jianbo CHN 1:21:54; 13, Chu Yafei CHN 1:21:56; 14, André Höhne GER 1:21:59; 15, Robert Heffernan IRL 1:22:09; 16, José Ignacio Díaz ESP 1:22:12; 17, Andrey Krivov RUS 1:22:19; 18, Luke Adams AUS 1:22:37; 19, Hassanine Sbaï TUN 1:22:52; 20, Babubhai Panocha IND 1:23:06; 21, Jean-Jacques Nkoloukidi ITA 1:23:07; 22, Denis Simanovitch BLR 1:23:36; 23, Rolando Saquipay ECU 1:23:51; 24, Juan Manuel Molina ESP 1:24:00; 25, Park Chil-Sung KOR 1:24:01; 26, Artur Brzozowski POL 1:24:17; 27, Sérgio Vieira POR 1:24:32; 28, Pedro Gómez MEX 1:24:39; 29, Yerko Araya CHI 1:24:49; 30, Isamu Fujisawa JPN 1:25:12; 31, Pyotr Trofimov RUS 1:26:02; 32, David Kimutai KEN 1:26:35; 33, Ruslan Dmytrenko UKR 1:27:01; 34, Kim Hyun-Sub KOR 1:27:08; 35, Predrag Filipović SRB 1:27:44; 36, Pavel Chihuan PER 1:27:54; 37, Rustam Kuvatov KAZ 1:28:47; 38, Jakub Jelonek POL 1:28:59; 39, Andrés Chocho ECU 1:29:14; 40, Juan Manuel Cano ARG 1:29:20; 41, Allan Segura CRC 1:29:52; 42, Yusuke Suzuki JPN 1:30:21; 43, Byun Young-Jun KOR 1:30:35; 44, Mauricio Arteaga ECU 1:32:25; 45, Vilnius Mikellionis LTU 1:32:53

Did not finish: José Alessandro Bagio BRA, Francisco Javier Fernández ESP & Ivano Brugnetti ITA
Disqualified: (r230.6a) Adam Rutter AUS & Moacir Zimmermann BRA

The pace was set by Tysse, Rubino and Brugnetti, with the Norwegian (20:00) leading from the Italians (both 20:01) at 5Km. At halfway, with the pace quickening, Rubino (39:48) led from Brugnetti (39:49) and Tysse (39:50). Between 10 and 15Km, Brugnetti dropped out, as did three-time silver medallist Fernández. By 15Km (59:29) Olympic Champion Borchin had closed in on the leaders, the ever-increasing pace being to his liking. While everyone else slowed, Borchin upped the tempo, and he came home with 25 seconds to spare over Wang. It was a sweet triumph for the Russian who had collapsed in Osaka 2007. Sánchez, who like the first two had held back over the first half, went nearly half a minute clear of Rubino for the bronze medal. The oldest of the top four was aged 23.

In January 2015, Borchin was banned for eight years (in 2012-2020) by the Russian Anti-Doping Agency after he was caught under the IAAF Athlete Biological Passport programme. The RUSADA further annulled his results in the periods of his 2009 and 2011 World Champion victories, but the extent of the retrospective disqualification is yet to be confirmed by the IAAF. Borchin's case and that of four other Russian world walk medallists are currently (as at June 30, 2015) a matter of proceedings with the Court of Arbitration for Sport in Lausanne.

Like all the Berlin walks, the race took place in the Mitte district of the city, on a 2Km laps up and down the historic Unter den Linden ("under the linden trees") and finishing at the Branenburg Gate.

Daegu 2011

(Aug 28)

1,	Valeriy Borchin	RUS	1:19:56
2,	Vladimir Kanaykin	RUS	1:20:27
3,	Luis Fernando López	COL	1:20:38
4,	Wang Zhen	CHN	1:20:54
5,	Kim Hyun-Sub	KOR	1:21:17
6,	Ruslan Dmytrenko	UKR	1:21:31
7,	Yusuke Suzuki	JPN	1:21:39
8,	Alex Schwazer	ITA	1:21:50

9, Erick Barroondo GUA 1:22:08; 10, Chu Yafei CHN 1:22:10; 11, Hao Wang CHN 1:22:49; 12, Matej Tóth SVK 1:22:55; 13, Eder Sánchez MEX 1:23:05; 14, João Vieira POR 1:23:26; 15, Miguel Ángel López ESP 1:23:41; 16, Anton Kucin SVK 1:23:57; 17, James Rendón COL 1:24:08; 18, Horacio Nava MEX 1:24:15; 19, Christopher Linke GER 1:24:17; 20, Caio Bonfim BRA 1:24:29; 21, Trevor Barron USA 1:24:33; 22, Rafal Augustyn POL 1:24:47; 23, Byun Young-Jun KOR 1:24:48; 24, Hassanine Sbaï TUN 1:25:17; 25, Jared Tallent AUS 1:25:25; 26, Recep Çelik TUR 1:25:39; 27, Nazar Kovalenko UKR 1:25:50; 28, Gurmeet Singh IND 1:26:34; 29, Babubhai Panocha IND 1:26:53; 30, David Kimutai KEN 1:27:20; 31, Yerko Araya CHI 1:27:47; 32, Hédi Taraaoui TUN 1:29:48; 33, Diego Flores MEX 1:30:00; 34, Juan Manuel Cano ARG 1:30:00; 35, Emerson Hernández ESA 1:30:48; 36, Ronal Quispe BOL 1:32:09

Did not finish: Adam Rutter AUS; Mauricio Arteaga ECU; Francisco Javier Fernández ESP & Park Chil-Sung KOR
Disqualified: (r230.6a) Moacir Zimmermann BRA; Gustavo Restrepo COL; Giorgio Rubino ITA & Ato Ibañez SWE
Disqualified: (r40.8) Stanislav Yemelyanov RUS (1:21:11); Sergey Morozov RUS (1:22:37)

The initial pace was set by Rubino, and it was cautious in the warm and humid conditions (22°C, 85%), with the first two quarters covered in 21:15 and 20:19. Suzuki went ahead, then was overtaken by Borchin and Zhen in the 15th kilometre. By the three-quarter mark, Borchin, the hot favourite, was seven seconds ahead of Zhen in 60:42, and virtually maintained that pace with a final 5Km of 19:14 for victory. The other medals went to Kanaykin, and López, who both moved up two places in the last quarter of the race. López won Colombia's first ever world medal, while in fifth, Kim Hyun-sub registered the best performance by a Korean in Daegu.

Borchin's world titles from Berlin and Daegu are (as at June 30, 2015) both subject to ongoing proceedings with Court of Arbitration for Sport as noted above in the report for the 2009 World Championships. Two of his compatriots – Stanislav Yemelyanov and Sergey Morozov, who originally placed fifth and 12th – were each disqualified when checks of their Athlete Biological Passports revealed attempted use of a Prohibited substance or method.

The fourth Russian, silver medalist Kanaykin, was in January 2015 also found guilty of a doping offence by the Russian Anti-Doping Agency. Irregularities had been found in his Athlete Biological Passport and having already failed a test in 2008 he was banned for life. His result from Daegu 2011 was annulled by RUSADA, but as at June 30, 2015 all such sanctions were pending while his case was processed by the IAAF and the Court of Arbitration for Sport.

Moscow 2013

(Aug 11)

1,	Aleksandr Ivanov	RUS	1:20:58
2,	Chen Ding	CHN	1:21:09
3,	Miguel Ángel López	ESP	1:21:21
4,	João Vieira	POR	1:22:05
5,	Denis Strelkov	RUS	1:22:06
6,	Takumi Saito	JPN	1:22:09
7,	Ruslan Dmytrenko	UKR	1:22:14
8,	Inaki Gomez	CAN	1:22:21

9, Christopher Linke GER 1:22:36; 10, Kim Hyun-Sub KOR 1:22:50; 11, Dane Bird-Smith AUS 1:23:06; 12, Yusuke Suzuki JPN 1:23:20; 13, Jaime Quiyuch GUA 1:23:24; 14, Matteo Giupponi ITA 1:23:27; 15, Andriy Kovenko UKR 1:23:46; 16, Alexandros Papamihail GRE 1:23:48; 17, José Montaña COL 1:23:50; 18, Rolando Saquipay ECU 1:24:01; 19, Rafal Augustyn POL 1:24:03; 20, Benjamin Thorne CAN 1:24:26; 21, Antón Kučmin SVK 1:24:38; 22, Yerko Araya CHI 1:24:42; 23, Ato Ibañez SWE 1:24:49; 24, Alvaro Martin ESP 1:25:12; 25, Marius Žiukas LTU 1:25:17; 26, Cai Zelin CHN 1:25:31; 27, Hatem Ghoulia TUN 1:25:41; 28, Giorgio Rubino ITA 1:25:42; 29, Bertrand Moulinet FRA 1:26:12; 30, Ivan Losev UKR 1:26:32; 31, Alex Wright GBR 1:26:40; 32, Diego Flores MEX 1:26:46; 33, Gurmeet Singh IND 1:26:47; 34, Chandan Singh IND 1:26:51; 35, Mauricio Arteaga ECU 1:27:35; 36, Georgiy Sheiko KAZ 1:27:41; 37, Isaac Palma MEX 1:28:14; 38, Perseus Karlström SWE 1:28:20; 39, Choi Byung-Kwang KOR 1:28:26; 40, Sérgio Vieira POR 1:28:34; 41, Máté Helebrandt HUN 1:28:49; 42, Arnis Rumbenieks LAT 1:29:13; 43, Federico Tontodonati ITA 1:29:26; 44, Francisco Arcilla ESP 1:29:38; 45, Vitaliy Anichkin KAZ 1:30:02; 46, Juan Manuel Cano ARG 1:30:45; 47, Anibal Paau GUA 1:30:54; 48, Džianis Simanovich BLR 1:31:52; 49, Andrey Ruzavin RUS 1:32:45; 50, Rhydian Cowley USA 1:33:35; 51, Alex Flórez SUI 1:35:01; 52, Tim Seaman USA 1:36:35

Did not finish: Eider Arévalo COL, Luis Fernando López COL, Kevin Campion FRA, Dawid Tomala POL, Lebogang Shange RSA
Disqualified: (r230.6a) Caio Bonfim BRA, Wang Zhen CHN, Erick Barrondo GUA, Kolothum Thodi Iran ID, Byun Young-Jun KOR
Disqualified: (f4.01) Ebrahim Rahimian IRI (1:35:46)
Did not start: Hassanine Sbaï TUN

The 29th heat played havoc with the form chart. Of the five men who had beaten 1:20, only Suzuki managed to finish in the top 25, and he was just 12th. The Japanese record holder was the early leader, and passed 5K in 20:18, maintaining the same pace to halfway (40:34). By 15km, the leading trio were Ivanov and the first two from London 2012, Chen and Barrondo. Those three were together until just after the 18Km mark, at which point Barrondo was disqualified for "lifting". Ivanov then went away to win by 11 seconds from Chen, covering his last quarter in 20:17. López was a clear third. All the Moscow walks started and finished in the stadium and included laps within the Luzhniki Olympic Complex along the bank of the River Moskva.

20 KILOMETRES WALK

Multiple Medalists:

4	Jefferson Pérez	ECU	99-2, 03-1, 05-1, 07-1
3	Francisco Javier Fernández	ESP	03-2, 05-2, 07-2
2	Jozef Pribilinec	TCH	83-2, 87-2
	Maurizio Damianno	ITA	87-1, 91-1
	Yevgeniy Misyulya	URS/BLR	91-3, 95-3
	Mikhail Shchennikov	URS/URS	91-2, 97-2
	Valentini Massana	ESP	93-1, 95-2
	Daniel García	MEX	97-1, 99-3
	Ilya Markov	RUS	99-1, 01-2
	Roman Rasskazov	RUS	01-1, 03-3
	Valeriy Borchin	RUS	09-1, 11-1

Most Placings in Top Eight:

5	Pérez	99-2, 01-8, 03-1, 05-1, 07-1
---	-------	------------------------------

Most Appearances:

8	Hatem Ghoulia	TUN	93-32, 95-30, 97-9, 99-16, 01-10, 03-14, 05-5, 07-3
---	---------------	-----	---

National Placings:

	1	2	3	4	5	6	7	8	Points
RUS	5	3	2	1	1	2	-	1	89
ESP	1	4	4	2	2	-	1	-	80
ITA	3	1	-	2	3	-	3	3	62
MEX	2	-	2	2	-	1	-	2	43
CHN	-	2	-	3	2	-	-	1	38
ECU	3	1	-	-	-	-	-	1	32
URS	-	1	2	1	-	-	-	-	24
BLR	-	-	2	-	1	2	-	-	22
TCH	-	2	-	-	-	2	-	-	20
AUS	-	-	-	1	1	1	2	-	16
COL	-	-	1	-	1	-	-	1	11
TUN	-	-	1	-	1	-	-	-	10
GER	-	-	-	1	-	1	1	-	10
FRA	-	-	-	-	1	-	2	-	8
JPN	-	-	-	-	-	1	2	-	7
POR	-	-	-	1	-	-	-	-	5
UKR	-	-	-	-	-	1	1	-	5
SVK	-	-	-	-	-	1	-	2	5
KOR	-	-	-	-	1	-	-	-	4
BRA	-	-	-	-	-	-	-	-	3
IRL	-	-	-	-	-	1	-	-	3
NOR	-	-	-	-	-	-	1	1	3
POL	-	-	-	-	-	-	1	-	2
CAN	-	-	-	-	-	-	-	2	2
Totals	14	14	14	14	14	14	14	14	504

50 Kilometres Walk

Malmö 1976

(Sep 18)

1,	Veniamin Soldatenko	URS	3:54:40
2,	Enrique Vera	MEX	3:58:14
3,	Reima Salonen	FIN	3:58:53
4,	Domingo Colín	MEX	4:00:34
5,	Matthias Kröel	GDR	4:00:58
6,	Yevgeniy Lyungin	URS	4:04:36
7,	Paolo Greccucci	ITA	4:04:59
8,	Rolf Knutner	GDR	4:05:41

9, Gerhard Weidner FRG 4:06:20; 10, Yevgeniy Yevsyukov URS 4:07:14; 11, Boguslaw Kmiecik POL 4:09:30; 12, Steffan Müller GDR 4:10:17; 13, Bob Dobson GBR 4:10:20; 14, Agustín Jobo Argenti ESP 4:11:04; 15, Lennart Lundgren SWE 4:11:43; 16, Heinrich Schubert FRG 4:11:55; 17, Franco Vecchio ITA 4:12:14; 18, Bogdan Bulakowski POL 4:13:20; 19, Hans Binder FRG 4:13:49; 20, Seppo Immonen FIN 4:15:28; 21, Larry Young USA 4:16:47; 22, Willy Sawall AUS 4:18:27; 23, Timothy Ericsson AUS 4:20:23; 24, Ferenc Danovsky HUN 4:22:36; 25, Stefan Ingvarsson SWE 4:26:45; 26, Lucien Faber LUX 4:26:48; 27, August Hirt USA 4:28:35; 28, Pat Farrelly CAN 4:29:54; 29, Robin Whyte AUS 4:30:08; 30, Shaul Ladanyi ISR 4:33:02; 31, Claude Sauriat FRA 4:34:57; 32, Roy Thorpe GBR 4:35:57; 33, Glen Sweazey CAN 4:36:00; 34, Max Grod SUI 4:38:08; 35, Nico Schrotten NED 4:42:53; 36, Helmut Bueck USA 4:50:52; 37, Henry Klein ISV 5:09:04

Did not finish: Gérard Lelièvre FRA, Carl Lawton GBR, Vittorio Visini ITA & Floyd Godwin USA
Did not start: Alik Basirev BUL & Nadarajan Rengasamy SIN DNS
Disqualified: Bengt Simonsen SWE

The IAAF provided compensation for the world's 50 kilometre walkers by arranging this championship race for an event which had been controversially dropped from the programme of the 1976 Olympics.

Victory went to 1972 Olympic silver medalist Soldatenko, who had become known as the "Alma Ata hippie." At 37 years 258 days, he remains the oldest ever IAAF World Champion winner in an event on the main championship programme. The Soviet walker sped away from a strong Mexican challenge, passing halfway in 1:56:55. Colin, disqualified in the Olympic 20K m earlier in the summer, tried to stay with Soldatenko but slipped from second to fourth in the closing stages. The silver went to another Mexican, Vera, while the 20 year-old Salonen, in his first international race, took the bronze.

Helsinki 1983

(Aug 12)

1, Ronald Weigel	GDR	3:43:08																																	
2, José Marín	ESP	3:46:32																																	
3, Sergey Yung	URS	3:49:03																																	
4, Reima Salonen	FIN	3:52:53																																	
5, Raúl González	MEX	3:53:51																																	
6, François Lapointe	CAN	3:53:57																																	
7, Sandro Bellucci	ITA	3:55:38																																	
8, Viktor Dorovskikh	URS	3:56:02																																	
9, Marco Evoniuk USA	3:56:57;	10, Bengt Simonsen SWE	3:57:25;	11, Pavel Szikora TCH	3:59:03;	12, László Sátor HUN	3:59:27;	13, Lars Ove Moen NOR	4:00:50;	14, Seppo Immonen FIN	4:02:00;	15, Manuel Alcalde ESP	4:03:10;	16, José Pinto POR	4:03:47;	17, Pavol Blažek TCH	4:06:49;	18, Karl Degener FRG	4:06:51;	19, Lennart Mether SWE	4:07:46;	20, Miklos Domjan HUN	4:08:11;	21, Felix Gómez MEX	4:09:22;	22, Dominique Gueybe FRA	4:09:40;	23, Dan O'Connor USA	4:18:41;	24, Dai Mingxi CHN	4:30:28;	25, Zhang Fuxin CHN	4:35:46;	26, Osvaldo Morejón BOL	4:35:58
Did not finish: Bogdan Bulakowski POL, Bo Gustafsson SWE, Jim Heiring USA, Gérard Lelièvre FRA & Jordi Llopert ESP																																			
Disqualified: Erling Andersen NOR, Martín Bermúdez MEX, Boguslaw Duda POL, Dietmar Meisch GDR & Mykola Udovenko URS																																			

Mexico had high hopes of a second win in the Helsinki walks when world track record holder Raúl González held a lead of seven seconds at 20K m. Soon after, however, the Mexican's lead began to shrink. At 35K m, he had been caught by the GDR's Weigel. The German finished strongly to win easily in the fourth-fastest road time ever. González faded to fifth and the silver went to fast-finishing Marín, who had stopped for one minute at halfway due to stomach problems.

There was confusion at the finish. Weigel crossed the line and jogged for a few strides only to be instructed – incorrectly – to walk another full lap. This he did, but none of the other finishers were required to do so.

Rome 1987

(Sep 5)

1, Hartwig Gauder	GDR	3:40:53																																			
2, Ronald Weigel	GDR	3:41:30																																			
3, Vyacheslav Ivanenko	URS	3:44:02																																			
4, Raffaello Ducceschi	ITA	3:47:49																																			
5, Martín Bermúdez	MEX	3:48:27																																			
6, Sandro Bellucci	ITA	3:48:52																																			
7, Pavel Szikora	TCH	3:49:44																																			
8, Arturo Bravo	MEX	3:52:08																																			
9, Andrés Marín ESP	3:52:16;	10, Gottfried De Jonckheere BEL	3:52:21;	11, Raúl González MEX	3:53:30;	12, Erling Andersen NOR	3:55:52;	13, François Lapointe CAN	3:56:11;	14, Thierry Toutain FRA	3:56:34;	15, José Pinto POR	3:56:40;	16, Carl Schulerer USA	3:57:09;	17, Marco Evoniuk USA	3:57:43;	18, Pavol Blažek TCH	3:58:43;	19, Paul Blagg GBR	3:59:55;	20, Jan Cortenbach NED	4:00:10;	21, Takehiro Sonohara JPN	4:00:11;	22, Jim Heiring USA	4:03:34;	23, Alain Lemercier FRA	4:09:53;	24, Denis Terraz FRA	4:10:55;	25, Michael Harvey AUS	4:11:04;	26, Willi Sawall AUS	4:14:25;	27, Martin Archambault CAN	4:26:03
Did not finish: Reima Salonen FIN & Manuel Alcalde ESP																																					
Disqualified: Dietmar Meisch GDR, Valery Sutsov URS, Veniamin Nikolayev URS, Jordi Llopert ESP, Bo Gustafsson SWE, Vesa Puukari FIN, Grzegorz Ledzion POL & Giacomo Poggi ITA																																					

Hartwig Gauder, unlucky to miss the 1983 championships with injury, kept the title in GDR hands with one of the finest performances in Rome.

In the very hot conditions, he clocked the fifth-fastest time in history. Gauder, defending champion Weigel, Ivanenko and Llopert got away after 30K m. By 40K m, Gauder led and shortly afterwards the Spaniard was disqualified. The winner completed the race with a final 10K m of 42:23, the fastest segment of the race. Weigel gained a silver to add to his 1983 gold, while Ivanenko was almost four minutes in front of Ducceschi.

Tokyo 1991

(Aug 31)

1, Aleksandr Potashov	URS	3:53:09 (3:53:08.15)																													
2, Andrey Perlov	URS	3:53:09 (3:53:08.16)																													
3, Hartwig Gauder	GER	3:55:14																													
4, Vitaliy Popovich	URS	4:00:10																													
5, Valentin Kononen	FIN	4:02:34																													
6, Giuseppe De Gaetano	ITA	4:03:43																													
7, Fumio Imamura	JPN	4:06:07																													
8, René Piller	FRA	4:06:30																													
9, Gottfried De Jonckheere BEL	4:07:44;	10, Les Morton GBR	4:09:18;	11, Martín Bermúdez MEX	4:11:56;	12, José Marín ESP	4:13:19;	13, Tadahiro Kosaka JPN	4:13:32;	14, Gyula Dudás HUN	4:14:23;	15, Tim Berrett CAN	4:14:35;	16, Pavel Szikora TCH	4:14:59;	17, Jordi Llopert ESP	4:16:36;	18, Hubert Sonnek TCH	4:26:24;	19, Torsten Trampeli GER	4:27:23;	20, Jaroslav Makovec TCH	4:29:45;	21, Germán Sánchez MEX	4:34:41;	22, Paul Blagg GBR	4:35:22;	23, Takehiro Sonohara JPN	4:38:09;	24, Chris Maddocks GBR	4:39:15
Did not finish: Bo Gustafsson SWE, Giovanni Perricelli ITA, Basilio Labrador ESP, Simon Baker AUS, Héctor Moreno COL, Carl Schulerer USA, Veiyo Savelko FIN, Ronald Weigel GER, Robert Korzeniowski POL, Sandro Bellucci ITA, António Kohler BRA & Martial Fesselier FRA																															
Disqualified: Enrique Vera-Ibáñez SWE & Rodrigo Serrano MEX																															

"It was like a sauna with 11 million people in it," said defending champion Gauder of the conditions. Even with a 7:00 start, the temperature was 25°C and humidity 97%. Potashov and Perlov upped the pace after 20K m (1:33:03), taking with them Gauder and Popovich. The four were all still in contention at halfway, but Potashov and Perlov pulled clear of Gauder, who in turn dropped the third Soviet. The two leaders, friends for 16 years, were together for the rest of the race and decided to attempt a dead heat.

"Fifty metres before the finish we thought it would be better not to compete and finish together. It was better for me to walk with Potashov than to walk alone," said Perlov. The two crossed the line with their arms around each other, but the photograph showed that Potashov had "won" by a margin of 0.01. There were 12 non-finishers in the torrid conditions, including two-time medalist Weigel.

Stuttgart 1993

(Aug 21)

1, Jesús García	ESP	3:41:41																																																			
2, Valentin Kononen	FIN	3:42:02																																																			
3, Valery Spitsyn	RUS	3:42:50																																																			
4, Axel Noack	GER	3:43:50																																																			
5, Basilio Labrador	ESP	3:46:46																																																			
6, René Piller	FRA	3:48:57																																																			
7, Tim Berrett	CAN	3:50:23																																																			
8, Carlos Mercenario	MEX	3:50:53																																																			
9, Jean-Claude Corre FRA	3:51:51;	10, Sergey Korspanov KAZ	3:52:50;	11, Viktor Ginko BLR	3:53:41;	12, Germán Sánchez MEX	3:54:07;	13, Giovanni Perricelli ITA	3:54:30;	14, Simon Baker AUS	3:57:11;	15, Massimo Miconeri ITA	3:57:33;	16, Vyacheslav Smirnov RUS	3:58:20;	17, Andrés Marín ESP	3:58:45;	18, Stefan Malik SVK	4:01:28;	19, Jonathan Matthews USA	4:02:20;	20, Fumio Imamura JPN	4:03:22;	21, Pascal Charriere SUI	4:04:19;	22, Garmen Skurygin RUS	4:04:27;	23, Les Morton GBR	4:06:56;	24, Miloš Holuša CZE	4:06:56;	25, Modris Liepiņš LAT	4:10:35;	26, Aldo Bertoldi SUI	4:12:09;	27, Sergey Shidkret AZE	4:14:10;	28, José Urbano POR	4:17:34;	29, Adhemir Domingues BRA	4:19:08;	30, Trond Moretro NOR	4:19:14;	31, Herman Nelson USA	4:21:08;	32, Hirofumi Sakai JPN	4:21:33;	33, Michael Harvey AUS	4:23:40;	34, Eloy Quispe BOL	4:26:20;	35, Aleksandr Stiglenko KGZ	4:31:51
Did not finish: Zoltán Czukor HUN; Hartwig Gauder GER; Stefan Johansson SWE; Julio Urías GUA; Ronald Weigel GER																																																					

Disqualified: (r230.6a) Godfried De Jonckheere BEL; Robert Korzeniowski POL; Vitaliy Popovich UKR; Aleksandr Potashov BLR & Miguel Rodríguez MEX

A very high standard saw nine of the first 10 set personal bests, three of them national records. Spain completed a walks double in Stuttgart through Jesús García. The 23 year-old watched Mercenario – the 1993 World Cup winner – try to get away at around 30Km before taking the lead himself just before 40Km. Noack, Korzeniowski and Kononen were in touch with the Mexican falling back.

On the final circuit, the Pole was disqualified. Kononen caught García, but the Spaniard went away again to win by 80m. Meanwhile Spitsyn finished strongly to deprive Noack of the bronze medal.

Gothenburg 1995

(Aug 10)

1,	Valentin Kononen	FIN	3:43:42																																		
2,	Giovanni Perricelli	ITA	3:45:11																																		
3,	Robert Korzeniowski	POL	3:45:57																																		
4,	Miguel Rodríguez	MEX	3:46:34																																		
5,	Jesús Angel García	ESP	3:48:05																																		
6,	Aleksandar Rakovic	YUG	3:49:35																																		
7,	Arturo Di Mezza	ITA	3:49:46																																		
8,	René Piller	FRA	3:49:47																																		
9,	Sergey Korepanov	KAZ	3:51:55; 10, Nikolay Matyukhin	RUS	3:53:25; 11, Stefan Malik	SVK	3:54:23; 12, Carlos Mercenario	MEX	3:55:24; 13, Axel Noack	GER	3:55:51; 14, Tim Berrett	CAN	3:57:13; 15, Aleksandr Voyevodin	RUS	3:59:23; 16, Jaime Barroso	ESP	4:01:23; 17, Pavol Blažek	SVK	4:03:45; 18, Henrik Kjellgren	SWE	4:04:38; 19, Miloš Holuša	CZE	4:04:59; 20, Fumio Imamura	JPN	4:06:08; 21, José Magalhães	POR	4:09:38; 22, Craig Barrett	NZL	4:10:26; 23, Andrés Marín	ESP	4:12:01; 24, Jean Claude Corre	FRA	4:12:38; 25, Eloy Quispe	BOL	4:16:21; 26, Michael Harvey	AUS	4:16:41

Did not finish: Sándor Urbánik HUN, Allen James USA, Germán Sánchez MEX, Valeriy Spitsyn RUS, Thierry Toutain FRA, Costica Balan ROU, Zhao Yongsheng CHN & Hubert Sonnek CZE

Disqualified: (r230.6a) Giovanni De Benedictis ITA, Ronald Weigel GER, Peter Malik SVK, Viktor Ginko BLR, Vitaliy Popovich UKR, Les Morton GBR & Zoltán Czukor HUN

Zhao Yongsheng tried the same tactics which had won him the 1995 World Cup. He took the lead from the start. He was 30 seconds ahead at 10Km, but this shrank to 23 seconds at 20Km and eight at halfway (1:53:50). The Chinese managed to stay in front for another seven kilometres when he was caught by Kononen (7th at halfway). Zhao battled to keep with the Finn but collapsed 3:13 into the race and was taken to hospital with heat exhaustion.

Kononen, who received great support from the spectators, had no trouble going one better than in 1993. Perricelli and Korzeniowski finished strongly to claim the silver and bronze medals. "If you can stand up at the finish," said the winner, "you must be okay."

Athens 1997

(Aug 7)

1,	Robert Korzeniowski	POL	3:44:46
2,	Jesús Angel García	ESP	3:44:59
3,	Miguel Rodríguez	MEX	3:48:30
4,	Oleg Ishutkin	RUS	3:50:04
5,	Tomasz Lipiec	POL	3:50:14
6,	Fumio Imamura	JPN	3:50:27
7,	Sylvain Caudron	FRA	3:51:17
8,	Arturo Di Mezza	ITA	3:51:33

9, Valentin Kononen FIN 3:53:40; 10, Aleksey Voyevodin RUS 3:54:28; 11, René Piller FRA 3:55:06; 12, Sergey Korepanov KAZ 3:56:19; 13, Craig Barrett NZL 3:56:30; 14, Giovanni Perricelli ITA 3:57:38; 15, Nikolay Matyukhin RUS 3:58:18; 16, Axel Noack GER 3:59:29; 17, Héctor Moreno COL 3:59:33; 18, Stefan Malik SVK 3:59:52; 19, Ruben Arikado MEX 4:04:17; 20, Zoltán Czukor HUN 4:05:09; 21, Santiago Pérez ESP 4:05:25; 22, Dmitriy Savaytan BLR 4:05:35; 23, Julio Urias GUA 4:07:18; 24, Peter Zanner GER 4:07:38; 25, Christoph Cousin FRA 4:08:26; 26, Miloš Holuša CZE 4:09:08; 27, José Magalhães POR 4:10:03; 28, Orazio Romanzi ITA 4:11:00; 29, Hristos Karayiorgos GRE 4:30:05

Did not finish: Viktor Ginko BLR, Tim Berrett CAN, Zhao Yongsheng CHN, Jaime Barroso ESP & Bo Gustafsson SWE

Disqualified: (r230.6a) Dirk Nicque BEL, Thomas Wallstab GER, Germán Sánchez MEX, Jaecok Muller POL, Roman Mrázek SVK, Peter Tichy SVK, Andrew Hermann USA & Aleksandar Raković YUG

Disqualified at the 1993 Championships and third last time, Korzeniowski added the world title to his Olympic laurels with a tremendous race in which he covered the 10k segments in 47:10, 45:10, 44:59, 43:17 (!) and 44:10 – halves of 1:55:02 and (in 30°C heat) 1:49:44 to win by 13 seconds from 1993 winner García. The latter held a 14-second lead at 15k but was caught by the pack in the 18th kilometre. Korzeniowski burst away with just over 2k to go. Rodríguez came through fast in the latter stages to overtake Ishutkin for third. All three medallists received two warnings.

Seville 1999

(Aug 25)

1,	Ivano Brugnetti	ITA	3:47:54
2,	Nikolay Matyukhin	RUS	3:48:18
3,	Curt Clausen	USA	3:50:55
4,	Valentí Massana	ESP	3:51:55
5,	Robert Ihly	GER	3:53:47
6,	Arturo Di Mezza	ITA	3:53:50
7,	Craig Barrett	NZL	3:54:38
8,	Yang Yongjian	CHN	3:55:23

9, René Piller FRA 3:56:39; 10, Modris Liepiņš LAT 3:57:11; 11, Theodoros Stamatopoulos GRE 3:58:37; 12, Dion Russell AUS 3:59:23; 13, Aleksandar Raković YUG 3:59:56; 14, Ma Hongye CHN 4:01:28; 15, Fumio Imamura JPN 4:01:47; 16, Miloš Holuša CZE 4:03:20; 17, Spyros Kastánis GRE 4:03:59; 18, Wang Yinhang CHN 4:04:57; 19, Roman Magdziarczyk POL 4:05:10; 20, Gyula Dudás HUN 4:05:58; 21, Pedro Martins POR 4:06:31; 22, Bengt Bengtsson SWE 4:09:34; 23, Carlos Mercenario MEX 4:09:40; 24, Denis Franke GER 4:10:16; 25, Pascal Servanty FRA 4:11:02; 26, Santiago Pérez ESP 4:11:30; 27, Akihiko Koike JPN 4:18:43; 28, Jeff Cassin IRL 4:20:43; 29, Klaus David Jensen DEN 4:32:06

Did not finish: Yevgeniy Shmalyuk RUS, Sergey Korepanov KAZ, Sylvain Caudron FRA, Trond Nymark NOR, Valentin Kononen FIN, Jesús Angel García ESP, Viktor Ginko BLR, Giovanni Perricelli ITA, Joel Sánchez MEX & Miguel Ángel Rodríguez MEX

Did not start: Igor Kollár SVK

Disqualified: (r230.6a) Aigars Fadejevs LAT, Peter Tichy SVK, Denis Trautmann GER, Zujus Daugvinas LTU, Jacob Sørensen DEN, Tomasz Lipiec POL, Zoltán Czukor HUN, Andrew Hermann USA, Tim Berrett CAN, Robert Korzeniowski POL & Allen Heppner USA

Disqualified: (r40.1) German Skurygin RUS (3:44:23)

The brilliant sequence of titles won by Korzeniowski (1996 Olympics, 1997 World, 1998 European) came to an end – albeit temporarily – with his disqualification shortly before 40 kilometres. By then it was clear anyway that, barring disaster, the new champion would apparently be Skurygin, who had been left in the lead when Fadejevs (ahead by 43secs at 15 kilometres and by 1 min 15 sec at 20 kilometres) was pulled at halfway. The order was Fadejevs 1:52:01, Skurygin 1:52:50, Shmalyuk and García 1:53:48, Korzeniowski and Clausen 1:54:14. By 30 kilometres Skurygin was over two minutes clear of Brugnetti (13th at halfway in 1:54:58) and Korzeniowski, and by 40 kilometres his advantage over the young Italian was more than three and a half minutes, a margin he maintained to the finish.

In November 2001 – following a lengthy investigation – it was revealed that the Russian Federation had decided to impose a two-year suspension on Skurygin (from August 1999) as he had failed a doping test after his victory. He was stripped of the title which was given to the original silver medallist Brugnetti, who at 22 became the youngest ever winner of this event. Sadly Skurygin died of a heart attack on November 28, 2008.

Edmonton 2001

(Aug 11)

1,	Robert Korzeniowski	POL	3:42:08
2,	Jesús Angel García	ESP	3:43:07
3,	Edgar Hernández	MEX	3:46:12
4,	Aigars Fadejevs	LAT	3:46:20
5,	Vladimir Potemin	RUS	3:46:53
6,	Valentí Massana	ESP	3:48:28
7,	Curt Clausen	USA	3:50:46
8,	Marco Giungi	ITA	3:51:09

9, Tomasz Lipiec POL 3:53:06; 10, Mike Trautmann GER 3:53:25; 11, Denis Langlois FRA 3:53:42; 12, David Boulanger FRA 3:53:52; 13, Francesco Galdenzi ITA 3:54:42; 14, Philip Dunn USA 3:56:33; 15, Mikel Odriozola ESP 3:57:17; 16,

Spyros Kastánis GRE 3:57:35; 17, Yoshimi Hara JPN 3:58:47; 18, Miloš Holuša CZE 3:58:54; 19, Tim Berrett CAN 3:59:34; 20, Sergey Korepanov KAZ 3:59:57; 21, Aleksandar Raković YUG 4:01:50; 22, Jacob Sørensen DEN 4:03:21; 23, Stefan Malik SVK 4:04:50; 24, Miguel Rodríguez MEX 4:06:45; 25, Jorge Costa POR 4:07:48; 26, Fredrik Svensson SWE 4:08:35; 27, René Piller FRA 4:10:54; 28, Jamie Costin IRL 4:11:58; 29, Fumio Imamura JPN 4:12:28; 30, Ugis Bruvelis LAT 4:22:02; 31, Arturo Huerta CAN 4:25:07

Did not finish: Sándor Urbanik HUN, Giovanni De Benedictis ITA, Omar Zepeda MEX, Trond Nymark NOR, Craig Barrett NZL, Aleksey Voyevodin RUS & Matej Špišák SVK
Disqualified: (r230.6a) Darren Bown AUS, Nathan Deakes AUS, Liam Murphy AUS, Denis Trautmann GER, Modris Liepiņš LAT, Daugainas Zujus LTU, Roman Magdziarczyk POL, Pedro Martins POR, Nikolay Matyukhin RUS & Bengt Bengtsson SWE

Robert Korzeniowski was dominant again, collecting his third World Championship gold. His compatriot Lipiec built up a big lead in the first half of the race which included 24 laps of the walking circuit. By 30Km the leader was Fadejevs (2:14:26) from Korzeniowski and Potemin. Fadejevs then tried to break away before the Polish champion stride clear. He competed the last 10Km in 44:21 and set a world-leading mark for 2001. The 1993 winner García collected his third world medal, a silver, while the surprising Hernández overtook Fadejevs for the bronze just 120m from the finish.

Paris 2003

(Aug 27)

1,	Robert Korzeniowski	POL	3:36:03WR
2,	German Skurygin	RUS	3:36:42
3,	Andreas Erm	GER	3:37:46
4,	Aleksey Voyevodin	RUS	3:38:01
5,	Denis Nizhegorodov	RUS	3:38:23
6,	Jesús Angel García	ESP	3:43:56
7,	Roman Magdziarczyk	POL	3:44:53
8,	Trond Nymark	NOR	3:46:14

9, Sergey Korepanov KAZ 3:47:42; 10, Denis Langlois FRA 3:49:05; 11, Eddy Riva FRA 3:53:18; 12, German Sánchez MEX 3:53:24; 13, Peter Korocok SVK 3:54:12; 14, Mikel Odrozola ESP 3:56:27; 15, Fredrik Svensson SWE 3:56:31; 16, Spyros Kastánis GRE 3:56:41; 17, Pedro Martins POR 3:58:10; 17, Bengt Bengtsson SWE 3:58:36; 19, Tim Berrett CAN 4:02:03

Did not finish: Francisco Pinardo ESP, Luis García GUA, Jamie Costin IRL, Miguel Angel Rodriguez MEX & Aleksandar Rakovic SCG
Disqualified: (r230.6a) Bian Aiguo CHN, Wang Yinhang CHN, Yu Chaohong CHN, Miloš Holuša CZE, Jacob Sørensen DEN, János Tóth HUN, Marco Giungi ITA, Fumio Imamura JPN, Aigars Fadejevs LAT, Modris Liepiņš LAT, Craig Barrett NZL, Tomasz Lipiec POL, Grzegorz Sudół POL, Peter Tichý SVK & Curt Clausen USA

After four World or Olympic golds at 50Km, the great Robert Korzeniowski described this event as "the toughest race of my life." Like Jefferson Pérez four days earlier, he broke the world record with negative splits. The defending champion, resident in France, was always prominent. At 15Km there were seven men in the lead pack; Korzeniowski, Erm, Voyevodin, Yu, Fadejevs, Nizhegorodov and 1999 disqualifée Skurygin. Two laps later the 35 year-old Pole began to stretch away and was six seconds ahead of Erm at the halfway mark.

At 38Km Erm was caught by Skurygin, who continued to close dramatically on Korzeniowski. The Russian covered 35K-45Km in 41:38 compared with Korzeniowski 42:22, but the vastly experienced Pole had saved himself for a 21:12 final lap to Skurygin's 21:45. "I had no other possibility than to set a new world best," said Korzeniowski, whose 10Km splits were 44:33, 44:16, 43:25, 42:28 and 42:43.

Helsinki 2005

(Aug 12)

1,	Sergey Kiryapkin	RUS	3:38:08
2,	Aleksey Voyevodin	RUS	3:41:25
3,	Alex Schwazer	ITA	3:41:54
4,	Trond Nymark	NOR	3:44:04
5,	Zhao Chengliang	CHN	3:44:45
6,	Omar Zepeda	MEX	3:49:01
7,	Roman Magdziarczyk	POL	3:49:55
8,	Yuki Yamazaki	JPN	3:51:15

9, Horacio Nava MEX 3:53:57; 10, Peter Korocok SVK 3:55:02; 11, Tim Berrett CAN 3:55:48; 12, Julio Martínez GUA 3:57:56; 13, Marco De Luca ITA 3:58:32; 14, Denis Langlois FRA 3:59:31; 15, Ken Akashi JPN 3:59:35; 16, Kim Dong-young KOR 4:01:25; 17, Modris Liepiņš LAT 4:01:54; 18, Miloš Batovsky SVK 4:05:44; 19,

Sergey Korepanov RUS 4:06:23; 20, Pedro Martins POR 4:08:12; 21, Antti Kempas FIN 4:10:30; 22, Jorge Costa POR 4:22:17; 23, Phillip Dunn USA 4:25:27
Did not finish: Andrey Stepanchuk BLR, Sérgio Galindo BRA, Han Yucheng CHN, Xing Shuai CHN, Luis García MEX, Rafal Fedaczyński POL, Aleksey Kazanin UKR
Disqualified: (r230.6a) Viktor Ginko BLR, Miloš Holuša CZE, Jesús Angel García ESP, Mikel Odrozola ESP, Jani Lehtinen FIN, Yohan Diniz FRA, Diego Cadafagna ITA, Aigars Fadejevs LAT, Miguel Solis MEX, Craig Barrett NZL, Grzegorz Sudół POL, Vladimir Kanaykin RUS, Aleksandar Rakovic SCG, Fredrik Svensson SWE

The results showing the splits for the race told a very simple story. At every 5Km mark except one, the leader was Kiryapkin. At 5Km – reached in 22:16 – a group of 11 were together. This had shrunk to three – all Russians – by 10Km (44:12). The pace kept increasing with Voyevodin and Kiryapkin together at 20Km (1:28:02). By 30Km (2:11:47) Kiryapkin was 26 seconds clear, and the screw was still turning. Kiryapkin's fourth 10Km section was covered in 42:52 (sub-3:35 pace), before he let up slightly with a 43:29 over the last fifth of the race. Voyevodin finished more than three minutes back, holding off the 20 year-old Schwazer, the youngest medallist in the history of the event. Of the top four, only Voyevodin failed to set a personal best.

Osaka 2007

(Sep 1)

1,	Nathan Deakes	AUS	3:43:53
2,	Yohan Diniz	FRA	3:44:22
3,	Alex Schwazer	ITA	3:44:38
4,	Denis Nizhegorodov	RUS	3:46:57
5,	Erik Tysse	NOR	3:51:52
6,	Mikel Odrozola	ESP	3:55:19
7,	Sun Chao	CHN	3:55:43
8,	Trond Nymark	NOR	3:57:22

9, Horacio Nava MEX 3:58:17; 10, Jarkko Kinnunen FIN 3:58:22; 11, Antti Kempas FIN 3:59:34; 12, Donatas Skarmulis LTU 3:59:48; 13, Eddy Riva FRA 4:00:44; 14, David Boulanger FRA 4:01:30; 15, António Pereira POR 4:02:09; 16, Ken Akashi JPN 4:02:31; 17, Yusuke Yachi JPN 4:05:21; 18, Diego Cafagna ITA 4:06:03; 19, Tim Berrett CAN 4:06:47; 20, Jesús Sánchez MEX 4:07:14; 21, Grzegorz Sudół POL 4:07:48; 22, Miloš Batovsky SVK 4:08:22; 23, Nenad Filipović SRB 4:12:11; 24, Chris Erickson AUS 4:13:00; 25, Konstadinos Stefanopoulos GRE 4:14:22; 26, Augusto Cardoso POR 4:14:38; 27, Jorge Costa POR 4:16:05; 28, Igor Kazakevics LAT 4:19:43; 29, Andrei Stepanchuk BLR 4:23:30; 30, Rafal Fedaczyński POL 4:24:51; 31, Kevin Eastler USA 4:31:52

Did not finish: Vitali Talanov BLR, Fredy Hernández COL, Santiago Pérez ESP, Jamie Costin IRL, Marco De Luca ITA, Yuki Yamazaki JPN, Jesus Janevics LAT, Tony Sarigson NZL, Kamil Kalka POL, Vladimir Kanaykin RUS, Sergey Kiryapkin RUS, Aleksey Voyevodin RUS, Peter Korocok SVK, Anton Kucmin SVK
Disqualified: (r230.6a) Duane Cousins AUS, Yu Chaohong CHN, Zhao Chengliang CHN, Jesús Angel García ESP, Zoltán Czukor HUN, Colin Griffin IRL, Omar Zepeda MEX, Andreas Gustafsson SWE, Fredrik Svensson SWE

Pérez was the early leader, passing 5Km in 23:36, but was 42 seconds behind Yu by 10Km, after the Chinese athlete's second 5Km split of 22:18. Neither man would finish. Ninety seconds behind Yu, the favourites were bidding their time. World record holder Deakes took over the lead just after the 30Km point, passing 35Km some six seconds ahead of European Champion Diniz, and extended his lead the rest of the way to the finish. Behind these two, Schwazer held back till the 35Km point on the advice of his coach, before gaining more than one and a half minutes on Deakes. He won the bronze but was furious that his move had come too late. Down in 19th place was Canada's Tim Berrett who became the first man to compete in nine World Championships. The temperature ranged from 25° to 30° during the race, resulting in the slowest winning time since 1999.

Berlin 2009

(Aug 21)

1,	Sergey Kiryapkin	RUS	3:38:35
2,	Trond Nymark	NOR	3:41:16
3,	Jesús Angel García	ESP	3:41:37
4,	Grzegorz Sudół	POL	3:42:34
5,	André Höhne	GER	3:43:19
6,	Luke Adams	AUS	3:43:39
7,	Jared Tallent	AUS	3:44:50
8,	Marco De Luca	ITA	3:46:31

9, Jarkko Kinnunen FIN 3:47:36; 10, Matej Tóth SVK 3:48:35; 11, Xu Faguang CHN 3:48:52; 12, Yohan Diniz FRA 3:49:03; 13, Jesús Sánchez MEX 3:50:55; 14, Donatas Škarnulis LTU 3:50:56; 15, Zhao Chengliang CHN 3:53:06; 16, Oleksiy Shelest UKR 3:54:03; 17, Tadas Suskevičius LTU 3:54:29; 18, Koichiro Morioka JPN 3:56:21; 19, Horacio Nava MEX 3:56:26; 20, Hervé Davaux FRA 3:57:10; 21, Andreas Gustafsson SWE 3:57:53; 22, Rafal Augustyn POL 3:58:30; 23, Augusto Cardoso POR 3:59:10; 24, Miloš Bátovský SVK 3:59:39; 25, Li Lei CHN 4:00:13; 26, Mikkel Odriozola ESP 4:00:54; 27, Cédric Houssaye FRA 4:02:44; 28, Diego Calafina ITA 4:08:04; 29, José Alejandro Cambi ESP 4:13:14; 30, Mesias Zapata ECU 4:15:28; 31, Luis Garcia GUA 4:18:13

Did not finish: Mario José dos Santos Jr BRA, Marco Benavides ESA, Konstadinos Stefanopoulos GRE, Jamie Costin IRL, Colin Griffin IRL, Alex Schwazer ITA, Igor Janevics LAT, Erik Tysse NOR, Rafal Fedaczyński POL, António Pereira PUG, Yuriy Andronov RUS, Dennis Nizhegorodov RUS & Nenad Filipović SRB

Disqualified: (r230.6a) Takayuki Tani JPN, Yuki Yamazaki JPN & Omar Zepeda MEX

The race was held over a 25 lap 2Km course with the pace varying from 22:28 (for the first 5Km) to 21:31 (for the penultimate 5Km). The race was led for most of the way by Adams and Tallent, with Adams ahead at 20Km (1:28:24), and Tallent leading at 40Km (2:55:24). The 2005 champion Kirydyapkin then accelerated, and with a last 5Km of 21:37, came home a winner by 2:41. His two halves were covered in 1:50:08 and 1:48:27. The next four also had negative splits, while those suffering most amongst the top finishers were the Australians and European Champion Diniz, who had led at halfway (1:50:08). Sixteen years after his world gold (also in Germany), 39 year-old Garcia – contesting his ninth World Championships – took bronze to equal Korzeniowski's record event medal tally of four.

The winner had the same coach (Viktor Cheygin) as the other two Berlin walks champions. “[He] gave me advice and I followed it,” explained Kirydyapkin, “start slowly then pick up speed continuously until the end of the race.”

Regretably the winner was one of five Russian race walkers who, in January 2015, were heavily banned by the Russian Anti-Doping Agency due to irregularities in their biological passports. Their past results were also annulled and for Kirydyapkin this included his Berlin title. However the final decision on his punishment is yet to be confirmed by the IAAF while his case (and that of the others) is (as at June 30, 2015) processed by the Court of Arbitration for Sport. In the meantime it is correct to list him as the 2009 World Champion.

Daegu 2011

(Sep 3)

- | | | |
|-----------------------|-----|---------|
| 1, Sergey Bakulin | RUS | 3:41:24 |
| 2, Denis Nizhegorodov | RUS | 3:42:45 |
| 3, Jared Tallent | AUS | 3:43:36 |
| 4, Si Tianfeng | CHN | 3:44:40 |
| 5, Luke Adams | AUS | 3:45:31 |
| 6, Koichiro Morioka | JPN | 3:46:21 |
| 7, Park Chil-Sung | KOR | 3:47:13 |
| 8, Xu Faguang | CHN | 3:47:19 |

9, Takayuki Tani JPN 3:48:03; 10, Hirooki Arai JPN 3:48:40; 11, Andrés Chocho ECU 3:49:32; 12, Marco De Luca ITA 3:49:40; 13, Rafal Sikora POL 3:50:24; 14, Kim Dong-Young KOR 3:51:12; 15, Jarkko Kinnunen FIN 3:52:32; 16, Jean-Jacques Nkoloukidi ITA 3:52:35; 17, Trond Nymark NOR 3:54:26; 18, Edgar Hernández MEX 3:54:46; 19, José Leyver MEX 3:55:37; 20, Oleksiy Kazanin UKR 3:56:18; 21, Omar Zepeda MEX 3:56:41; 22, Andreas Gustafsson SWE 4:00:05; 23, Bertrand Moulinet FRA 4:07:58; 24, Quentin Rew NZL 4:08:46; 25, Li Jianbo CHN 4:10:26

Did not finish: Nathan Deakes AUS; José Ignacio Díaz ESP; Igors Kazakevičs LAT; Grzegorz Sudol POL; Sergey Kirydyapkin RUS & Matej Tóth SVK

Disqualified: (r230.6a) Jesús Angel Garcia ESP; Mikkel Odriozola ESP; Antti Kempas FIN; Yohan Diniz FRA; Cédric Houssaye FRA; Colin Griffin IRL; Yim Jung-Hyun KOR; Tadas Šuškevičius LTU; Rafal Fedaczyński POL; Nenad Filipović SRB & Miloš Bátovský SVK

Disqualified: (r40.8 & r230.6a) Igor Yerokhin RUS

Double European champion Diniz was the early leader, passing 15Km in 66:20. Then, as had happened in 2005, the Frenchman was disqualified for “lifting.” The 2007 winner Deakes took over, passing 20Km in 1:28:03, and 30Km in 2:11:33. The Australian then slowed up, bothered by hamstring problems, and Bakulin, 31 seconds behind at 30Km was in front at 35Km. The Russian maintained 3:40 pace until the last 5Km, which he covered in 23:08. Behind him another Australian,

Tallent, gained until 46Km then lost 48 seconds in the last 4Km and was passed by Nizhegorodov in the closing stages. The Daegu walks were all held on a 2Km loop in Gukchae-bosang Memorial Park.

Bakulin, like his predecessor Sergey Kirydyapkin, was caught doping under the IAAF Athlete Eligibility Passport programme. In January 2015, the Russian Anti-Doping Agency declared that he would be stripped of his Daegu gold. As at June 30, 2015 his case is still the subject of proceedings involving the IAAF and Court of Arbitration for Sport, so he is still shown as the champion here.

Moscow 2013

(Aug 14)

- | | | |
|---------------------|-----|---------|
| 1, Robert Heffernan | IRL | 3:37:56 |
| 2, Mikhail Ryzhov | RUS | 3:38:58 |
| 3, Jared Tallent | AUS | 3:40:03 |
| 4, Igor Hlavan | UKR | 3:40:39 |
| 5, Matej Tóth | SVK | 3:41:07 |
| 6, Grzegorz Sudol | POL | 3:41:20 |
| 7, Ivan Noskov | RUS | 3:41:36 |
| 8, Łukasz Nowak | POL | 3:43:38 |

9, Takayuki Tani JPN 3:44:26; 10, Yohann Diniz FRA 3:45:18; 11, Hiroki Arai JPN 3:45:56; 12, Jesús Ángel García ESP 3:46:44; 13, Sergiy Budza UKR 3:47:36; 14, Ivan Trotski BLR 3:47:52; 15, Marco De Luca ITA 3:48:05; 16, Chris Erickson AUS 3:49:41; 17, Quentin Rew NZL 3:50:27; 18, Claudio Villanueva ESP 3:50:29; 19, Omar Zepeda MEX 3:50:43; 20, Jarkko Kinnunen FIN 3:50:56; 21, Adrian Blocki POL 3:51:00; 22, Ato Ibañez SWE 3:53:38; 23, Koichiro Morioka JPN 3:53:54; 24, Jean-Jacques Nkoloukidi ITA 3:54:00; 25, Brendan Boyce IRL 3:54:24; 26, Li Jianbo CHN 3:56:13; 27, Jonnathan Caerces ECU 3:56:58; 28, Pedro Isidro POR 3:57:30; 29, Dušan Majdan SVK 3:57:50; 30, Xu Faguang CHN 3:57:54; 31, Marc Mundell RSA 3:57:55; 32, Horacio Nava MEX 3:58:09; 33, Basant Bahadur Rana IND 3:58:20; 34, José Ignacio Díaz ESP 3:58:26; 35, Omar Segura MEX 3:58:34; 36, Evan Duffee CAN 3:59:28; 37, Oh Se-Han KOR 4:01:00; 38, Tadas Šuškevičius LTU 4:01:29; 39, Andreas Gustafsson SWE 4:01:40; 40, Marius Cocoran ROU 4:04:23; 41, Veli-Matti Partanen FIN 4:04:59; 42, Teodorico Caporaso ITA 4:05:25; 43, Mário José dos Santos BRA 4:06:12; 44, Xavier Moreno ECU 4:07:29; 45, Sándor Rácz HUN 4:12:18; 46, John Nunn USA 4:34:55

Did not finish: Si Tianfeng CHN, Freddy Hernández COL, Maciej Rosiewicz GEO, Erik Tysse NOR, Predrag Filipović SRB, Yereman Salazar VEN

Disqualified: (r230.6a) Ian Rayson AUS, Edwar Araya CHI, Emerson Hernández ESA, Andrés Chocho ECU, Sandeep Kumar IND, Yim Jung-Hyun KOR, Håvard Haukenes NOR, Ivan Banzeruk UKR

Did not start: Aléxandros Papamihail GRE

With an 8:30 start, the conditions were much better than for the 20Km walk, with the temperature ranging from 17 to 22°. The early leaders were Ryzhov and Noskov, who went through the first two 10Km sections in 44:26 and 1:28:36. The main pack was almost 20 seconds further back, but over the next 5Km Sudol and Heffernan closed fast on the leaders. Sudol led at the 25Km mark, and at 30Km (2:12:17) the leading pack began to dissolve. Diniz, on two warnings, dropped back as Heffernan began to apply pressure. The Irishman had a small lead over Ryzhov at 35Km. The Russian continued to fight, and it was only just past 40Km (2:55:04) that Heffernan finally got away. Covering the last 10Km in 42:52 Heffernan won by just over a minute, a rich reward after a series of fourth places in championship competition. Ryzhov was a fine second, with Australia's Tallent adding a fifth global medal to his collection.

“Being an Irishman taking on the Russian [walkers] in Moscow is like Ireland beating Brazil at football in Brazil,” joked Heffernan who won his gold medal on the 30th anniversary of Eamonn Coghlan's 5000m victory for Ireland at the first World Championships.

50 KILOMETRES WALK

Multiple Medalists:

4	Jesús Angel Garcia	ESP	93-1, 97-2, 01-2, 09-3
	Robert Korzeniowski	POL	95-3, 97-1, 01-1, 03-1
2	Ronald Weigel	GDR	83-1, 87-2
	Hartwig Gauder	GDR/GER	87-1, 91-3
	Valentin Kononen	FIN	93-2, 95-1
	Alex Schwazer	ITA	05-3, 07-3
	Sergey Kirydyapkin	RUS	05-1, 09-1
	Jared Tallent	AUS	11-3, 13-3

Men's 50 Kilometres Walk, continued									
Most Placings in Top Eight:									
6	Garcia				93-1, 95-5, 97-2, 01-2, 03-6, 09-3				
Most Appearances:									
10	Garcia				93-1, 95-5, 97-2, 99-dnf, 01-2, 03-6, 05-dq, 07-dq, 09-3, 11-dq				
National Placings:									
	1	2	3	4	5	6	7	8	Points
RUS	3	5	1	3	2	-	1	-	90
ESP	1	3	1	1	2	3	-	-	57
GER	2	1	2	1	3	-	-	1	53
ITA	1	1	2	1	-	3	3	3	50
POL	3	-	1	1	1	1	2	1	47
URS	2	1	2	1	-	1	-	1	44
MEX	-	1	2	2	2	1	-	2	42
FIN	1	1	1	1	1	-	-	-	30
AUS	1	-	2	-	1	1	1	-	29
NOR	-	1	-	1	1	-	-	2	18
FRA	-	1	-	-	-	1	1	2	14
CHN	-	-	-	1	1	-	1	2	13
JPN	-	-	-	-	-	2	1	1	9
IRL	1	-	-	-	-	-	-	-	8
USA	-	-	1	-	-	-	1	-	8
LAT	-	-	-	1	-	-	-	-	5
UKR	-	-	-	1	-	-	-	-	5
CAN	-	-	-	-	-	1	1	-	5
SVK	-	-	-	-	1	-	-	-	4
YUG	-	-	-	-	-	1	-	-	3
KOR	-	-	-	-	-	-	-	1	2
NZL	-	-	-	-	-	-	-	1	2
TCH	-	-	-	-	-	-	-	1	2
Totals	15	15	15	15	15	15	15	15	540

4 x 100 Metres Relay**Helsinki 1983****Final (Aug 10)**

1, 1 st	United States	37.86WR
2, 1 st	Italy	38.37
3, 1 st	USSR	38.41
4, 1 st	GDR	38.51
5, 1 st	FRG	38.56
6, 1 st	Poland	38.72
7, 1 st	Jamaica	38.75
8, 1 st	France	38.98

Mary Decker's dramatic 3000m win and Jarmila Kratochvílová's world 400m record were already brilliant highlights on August 10, 1983, which became known as "Wonderful Wednesday." The sprint relay ended the day with the second and final of Helsinki's world records, and a third gold for the world's greatest male athlete.

Lewis had a busy night. First he anchored the US to a win in their semi-final, before taking a winning lead in the long jump final. The final, two hours later, saw the US drawn in lane 3 with Olympic Champions USSR assigned the unfavourable inside draw. Individual bronze medallist King got the US off to a strong start, but by the end of the second leg, the USSR were level. Smith pulled clear on the final bend to give Lewis a one metre lead. This he improved to five metres. The time of 37.86 was 0.17 inside the previous world record, and this news caused great celebration among the US team. One of the first to congratulate Lewis was Jason Grimes, whom Lewis had just beaten into second place in the long jump. The Americans had dominated the championships so far and were firm favourites with the crowd.

"That was probably the best feeling I've ever had in track and field," said Lewis. "We were so far from home, but we were made to feel like we were at home."

Thanks to a fine anchor leg by Pietro Mennea, Italy pipped the USSR for the silvers. For the first time, eight teams bettered 39 seconds in the same race.

Teams & splits where known:

USA	Emmit King, Willie Gault, Calvin Smith, Carl Lewis 8.98
ITA	Stefano Tilli, Carlo Simonato, Pierfrancesco Pavoni, Pietro Mennea 9.28
URS	Andrey Prokofyev, Nikolay Sidorov, Vladimir Muravyov, Viktor Bryzgin

GDR	Andreas Knebel, Thomas Schröder, Jens Hubler, Frank Emmelmann
FRG	Werner Bastians, Christian Haas, Jürgen Evers, Andreas Rizzi
POL	Krzysztof Zwolinski, Zenon Licznarski, Czesław Pradzynski, Marian Woronin
JAM	George Walcott, Ray Stewart, Leroy Reid, Samuel Bradford
FRA	Thierry François, Marc Gasparoni, Antoine Richard, Jean-Jacques Boussemart

First round (First 4 & 4 fastest to semi-finals) (Aug 9)

Heat 1: 1, GDR 39.22; 2, Bulgaria 39.55; 3, Great Britain & NI 39.56; 4, Nigeria 39.62; 5, Finland 39.65; 6, Bahamas 39.91; (non-qualifiers) 7, Ghana 41.92; Cuba DNS

Teams:	Andreas Knebel, Thomas Schröder, Jens Hubler, Frank Emmelmann
GDR	Krasimir Sarbakov, Yordan Vandov, Bogomil Karadimov, Valentin Atanasov
BUL	Alexis Bennett, Donovan Reid, Mike McFarlane, Drew McMaster
GBR	Innocent Egbunike, Ikpoto Esemé, Samson Oyeledun, Chidi Imoh
NGR	Jouko Lehtinen, Jouko Hassi, Jukka Sihvonen, Kimmo Saaristo
FIN	Fabian Whymins, Austin Albury, Joey Wells, David Charton
BAH	Ernest Obeng, Sam Aidoo, Edward Pappoe, Awudu Nuhu
GHA	

Heat 2: 1, United States 38.75; 2, Italy 39.40; 3, Hungary 39.58; 4, Australia 40.02; (Non-qualifiers) 5, Ivory Coast 40.70; Canada, Kenya & PR of China DQ

Teams:	Emmit King, Willie Gault, Calvin Smith, Carl Lewis
USA	Stefano Tilli, Carlo Simonato, Pierfrancesco Pavoni, Pietro Mennea
ITA	Ferenc Kiss, István Nagy, László Bably, István Tatar
HUN	Paul Narracott, Gerrard Keating, Bruce Frayne, Gary Minihan
AUS	Kuakio Otokpa, Avoganan Nogboum, Georges Kablan, Gabriel Tiacoh
CIV	Ben Johnson, Atlee Mahorn, Desai Williams, Tony Sharpe
CAN	Alfred Nyambane, Peter Wekesa, John Anzrah, Moja Shivanda
KEN	Wang Shaoming, He Baodang, Cai Jianming, Yan Guoqiang
CHN	

Heat 3: 1, USSR 38.77; 2, France 39.17; 3, FRG 39.35; 4, Poland 39.41; 5, Jamaica 39.49; 6, Greece 39.85; (Non-qualifiers) 7, Thailand 40.17; 8, Chinese Taipei 40.49

Teams:	Andrey Prokofyev, Nikolay Sidorov, Vladimir Muravyov, Viktor Bryzgin
URS	Thierry François, Marc Gasparoni, Antoine Richard, Jean-Jacques Boussemart
FRA	Werner Bastians, Christian Haas, Jürgen Evers, Andreas Rizzi
FRG	Krzysztof Zwolinski, Zenon Licznarski, Czesław Pradzynski, Marian Woronin
POL	George Walcott, Ray Stewart, Leroy Reid, Samuel Bradford
JAM	Angelos Angelidis, Theodoros Gatzios, Nikolaos Hadjinikolaou, Kosmas Stratos
GRE	Somsak Boontad, Suchart Chairuvaparb, Prasit Boomprasert, Sumet Promta
THA	Wu Jing-Yee, Lee Kuo-Sheng, Hwang Chian-Shim, Hwang Sheng-Tai
TPE	

Semi-finals (First 4 to final) (Aug 10)

Heat 1: 1, USSR 38.62; 2, Italy 38.74; 3, Poland 39.01; 4, France 39.14; (Non-qualifiers) 5, Nigeria 39.44; 6, Greece 39.71; 7, Finland 40.02; Hungary DNF

Teams:	Andrey Prokofyev, Nikolay Sidorov, Vladimir Muravyov, Viktor Bryzgin
URS	Stefano Tilli, Carlo Simonato, Pierfrancesco Pavoni, Pietro Mennea
ITA	Krzysztof Zwolinski, Zenon Licznarski, Czesław Pradzynski, Marian Woronin
POL	Thierry François, Marc Gasparoni, Antoine Richard, Jean-Jacques Boussemart
FRA	Innocent Egbunike, Ikpoto Esemé, Samson Oyeledun, Chidi Imoh
NGR	Angelos Angelidis, Theodoros Gatzios, Nikolaos Hadjinikolaou, Kosmas Stratos
GRE	Jouko Lehtinen, Jouko Hassi, Jukka Sihvonen, Kimmo Saaristo
FIN	Ferenc Kiss, István Nagy, László Bably, István Tatar
HUN	

Heat 2: 1, United States 38.50; 2, GDR 38.95; 3, FRG 39.13; 4, Jamaica 39.18; (Non-qualifiers) 5, Great Britain & NI 39.39; 6, Bulgaria 39.59; 7, Bahamas 40.52; Australia DNF

Teams:	Emmit King, Willie Gault, Calvin Smith, Carl Lewis
USA	Andreas Knebel, Thomas Schröder, Jens Hubler, Frank Emmelmann
GDR	Werner Bastians, Christian Haas, Jürgen Evers, Andreas Rizzi
FRG	George Walcott, Ray Stewart, Leroy Reid, Samuel Bradford
JAM	Alexis Bennett, Donovan Reid, Mike McFarlane, Drew McMaster
GBR	Krasimir Sarbakov, Yordan Vandov, Bogomil Karadimov, Valentin Atanasov
BUL	Fabian Whymins, Austin Albury, Joey Wells, David Charton
BAH	Paul Narracott, Gerrard Keating, Bruce Frayne, Gary Minihan
AUS	

Rome 1987**Final (Sep 6)**

1, 1 st	United States	37.90
2, 1 st	USSR	38.02

3, 161	Jamaica	38.41
4, 171	FRG	38.73
5, 181	Hungary	39.04
6, 111	Italy	39.62
7, 121	PR of China	39.93
141	Canada	DQ (38.47)

The United States retained their title, with Lewis winning his sixth world gold, but were not nearly as convincing as in 1983. It was Dennis Mitchell, not Lewis, who anchored the USA to wins in their heats and semi-finals. In the final, the Americans were pressurised by the USSR, who held a 2m lead after a fine last changeover. Lewis, inevitably, was able to catch and pass the Soviet anchorman Vladimir Krylov. The USSR, however, smashed their European record. The winning time was the third-fastest ever.

The Canadian team which so nearly won bronze were ultimately disqualified due to the involvement of Ben Johnson. The IAAF had annulled his 1987 World Championship performances (indoors and out) after his admittance of a doping violation.

Teams & splits where known:

USA	Lee McRae, Lee McNeill, Harvey Glance, Carl Lewis 8.86
URS	Aleksandr Yevgenyev, Viktor Bryzgin, Vladimir Muravyov, Vladimir Krylov 9.01
JAM	John Mair, Andrew Smith, Clive Wright, Ray Stewart 9.23
FRG	Fritz Heer, Volker Westhagemann, Christian Haas, Norbert Dobeleit 9.38
HUN	István Nagy, László Karaffa, István Tatar, Attila Kovács 9.33
ITA	Ezio Madonia, Domenico Gariba, Paolo Catalano, Pierfrancesco Pavoni 9.39
CHN	Li Tao, Cai Jianming, Li Feng, Zheng Chen 9.25
CAN	Ben Johnson DQ, Atlee Mahorn, Desai Williams, Mike Dwyer 9.31

First round (First 4 & fastest to semi-finals) (Sep 5)

Heat 1: 1, United States 38.80; 2, Hungary 39.11; 3, Japan 39.49; 4, PR of China 39.63; 5, Spain 40.20; (Non-qualifiers) 6, Uganda 40.22; Great Britain & NI DQ

Teams:

USA	Lee McRae, Lee McNeill, Harvey Glance, Dennis Mitchell
HUN	István Nagy, László Karaffa, István Tatar, Attila Kovács
JPN	Kaoru Matsubara, Hirohisa Ota, Masahiro Nagura, Hiroki Fuwa
CHN	Li Tao, Cai Jianming, Li Feng, Zheng Chen
ESP	Enrique Talavera, Prado, Miguel Garcia, Javier Arques
UGA	Moses Musonge, Joseph Ssali, Sunday Olweny, Edward Bitoga
GBR	Lincoln Asquith, John Regis, Mike McFarlane, Clarence Callender

Heat 2: 1, USSR 38.98; 2, FRG 39.10; 3, Brazil 39.57; 4, Italy 39.58; 5, Ghana 39.77; 6, Chinese Taipei 40.05 (All qualified)

Teams:

URS	Aleksandr Yevgenyev, Viktor Bryzgin, Vladimir Muravyov, Andrey Fedoriv
FRG	Fritz Heer, Volker Westhagemann, Christian Haas, Norbert Dobeleit
BRA	Joilto Bonfim, Carlos de Oliveira, Arnaldo Silva, Robson da Silva
ITA	Ezio Madonia, Stefano Tili, Paolo Catalano, Pierfrancesco Pavoni
GHA	John Myles-Mills, Emmanuel Tuffuor, Salaam Gariba, Eric Akogyiram
TPE	Lai, Lee, Chang, Cheng

Heat 3: 1, Jamaica 38.88; 2, Cuba 39.44; 3, Senegal 39.83; 4, Portugal 40.10; (Non-qualifier) Nigeria DNS; Canada DQ (38.76) qualified for semi-final but disqualified in retrospect

Teams:

JAM	John Mair, Andrew Smith, Clive Wright, Ray Stewart
CUB	Ricardo Chacón, Leandro Peñalvar, Sergio Querol, Andrés Simón
SEN	Charles Seck, Hamidou Diawara, Joseph Diaz, Amadem Mbaye
POR	Arnaldo Abrantes, Pedro Curvelo, Luis Cunha, Luis Barroso
NGR	Augustina Olobia, Patrick Nwankwo, Innocent Egbunike, Chidi Imoh
CAN	Ben Johnson DQ, Atlee Mahorn, Desai Williams, Mike Dwyer

Semi-finals (First 4 to final) (Sep 5)

Heat 1: 1, USSR 38.29; 2, FRG 38.66; 3, Italy 39.53; (Non-qualifiers) 4, Japan 39.71; 5, Spain 39.74; 6, Ghana 39.94; 7, Senegal 40.22; Canada DQ (38.50) (Qualified for final but disqualified in retrospect)

Teams:

URS	Aleksandr Yevgenyev, Viktor Bryzgin, Vladimir Muravyov, Vladimir Krylov
FRG	Fritz Heer, Volker Westhagemann, Christian Haas, Norbert Dobeleit
ITA	Ezio Madonia, Stefano Tili, Paolo Catalano, Pierfrancesco Pavoni
JPN	Kaoru Matsubara, Hirohisa Ota, Masahiro Nagura, Hiroki Fuwa
ESP	Miguel Garcia, Juan Prado, Angel Heras, Javier Arques
GHA	John Myles-Mills, Emmanuel Tuffuor, Salaam Gariba, Eric Akogyiram
SEN	Charles Seck, Hamidou Diawara, Joseph Diaz, Amadem Mbaye
CAN	Ben Johnson DQ, Atlee Mahorn, Desai Williams, Mike Dwyer

Heat 2: 1, United States 38.33; 2, Jamaica 38.66; 3, Hungary 38.78; 4, PR of China 39.05; (Non-qualifiers) 5, Cuba 39.08; 6, Brazil 39.22; 7, Chinese Taipei 39.90; 8, Portugal 40.24

Teams:

USA	Lee McRae, Lee McNeill, Harvey Glance, Dennis Mitchell
JAM	John Mair, Andrew Smith, Clive Wright, Ray Stewart
HUN	István Nagy, László Karaffa, István Tatar, Attila Kovács
CHN	Li Tao, Cai Jianming, Li Feng, Zheng Chen
CUB	Ricardo Chacón, Leandro Peñalvar, Sergio Querol, Andrés Simón
BRA	Joilto Bonfim, Carlos de Oliveira, Arnaldo Silva, Robson da Silva
TPE	Lai Cheng-Chyuan, Lee Shiun-Long, Chang Yih-Yuan, Cheng Hsin-Fu
POR	Arnaldo Abrantes, Pedro Curvelo, Luis Cunha, Luis Barroso

Tokyo 1991

Final (Sep 1)

1, 141	United States	37.50WR
2, 151	France	37.87
3, 161	Great Britain & NI	38.09
4, 131	Nigeria	38.43
5, 171	Italy	38.52
6, 181	Jamaica	38.67
7, 121	USSR	38.68
8, 111	Canada	39.51

It had already been a notable year for the 4x100m relay, with two world records by the USA earlier in the summer. After the US sweep in the 100m final, another record looked likely, and this was confirmed in the heats. The squad of Cason, Burrell, Mitchell and Marsh won in 37.75, just 0.08 down on the new world mark. Lewis was to replace Marsh in the final, in which the United States were given an unexpectedly close race by France. However, the US won clearly in a new world record.

"We had something to prove," said Lewis, who won his eighth world gold, "and that was that American sprinters are supreme. All summer we've heard that the French have been saying that the US isn't a proper team and that they can't change the baton."

Teams & splits where known:

USA	Andre Cason 10.30, Leroy Burrell 8.91, Dennis Mitchell 9.22, Carl Lewis 9.07
FRA	Max Morinière, Daniel Sangouma, Jean-Charles Trouabal, Bruno Marie-Rose
GBR	Tony Jarrett, John Regis, Darren Braithwaite, Linford Christie
NGR	George Ogbiede, Olapade Adeniken, Victor Omagbemi, Davidson Ezinwa
ITA	Mario Longo, Ezio Madonia, Sandro Floris, Stefano Tili
JAM	Dennis Mowatt, Ray Stewart, Michael Green, John Mair
URS	Viktor Bryzgin, Aleksandr Goremykin, Oleg Khramarenko, Vitaliy Savin
CAN	Ben Johnson, Mike Dwyer, Cyprian Enweani, Peter Ogilvie

First round (First 3 & 2 fastest to final) (Aug 31)

Heat 1: 1, France 38.29; 2, Great Britain & NI 38.36; 3, Jamaica 38.45; 4, Italy 38.74; (Non-qualifiers) 5, Poland 39.08; 6, Spain 39.52; 7, Mexico 39.85; Germany DQ

Teams:

FRA	Max Morinière, Daniel Sangouma, Jean-Charles Trouabal, Bruno Marie-Rose
GBR	Tony Jarrett, John Regis, Darren Braithwaite, Linford Christie
JAM	Michael Green, Ray Stewart, Wayne Watson, John Mair
ITA	Mario Longo, Ezio Madonia, Sandro Floris, Stefano Tili
POL	Jacek Marlicki, Robert Mackowiak, Marek Zaleski, Jaroslaw Kaniecki
ESP	Luis Rodríguez, Miguel Gómez, Juan Jesús Trapero, Enrique Talavera
MEX	Genaro Rojas, Eduardo Nava, Hermán Adam, Jaime López
GER	Wolfgang Haupt, Steffen Bringmann, Steffen Görmer, Florian Schwarthoff

Heat 2: 1, United States 37.75; 2, Nigeria 38.44; 3, USSR 38.64; 4, Canada 38.76; (Non-qualifiers) 5, Cuba 39.15; 6, Japan 39.19; 7, Ghana 39.55; 8, Austria 39.85

Teams:

USA	Andre Cason, Leroy Burrell, Dennis Mitchell, Michael Marsh
NGR	George Ogbiede, Olapade Adeniken, Victor Omagbemi, Davidson Ezinwa
URS	Viktor Bryzgin, Aleksandr Goremykin, Oleg Khramarenko, Vitaliy Savin
CAN	Peter Ogilvie, Atlee Mahorn, Ben Johnson, Bruny Surin
CUB	Joel Lamela, Leandro Peñalvar, Felix Stevens, Enrique Aguilera
JPN	Satoru Inoue, Tatsuo Sugimoto, Yoshiyuki Okuyama, Tetsuya Yamashita
GHA	John Myles-Mills, Eric Akogyiram, Salaam Gariba, Emmanuel Tuffuor
AUT	Gernot Kellermayr, Thomas Renner, Franz Ratzenberger, Herwig Rötzl

Stuttgart 1993

Final (Aug 22)

1, 131	United States	37.48
2, 141	Great Britain & NI	37.77
3, 151	Canada	37.83
4, 181	Cuba	38.39
5, 161	Australia	38.69
6, 111	Germany	38.78
7, 121	Ivory Coast	38.82
8, 171	Sweden	39.22

The first semi-final brought together the three eventual medal-winning teams and generated a world record in the process. The United States clocked 37.40 to equal the record set at the Barcelona Olympic Games. It was a slight disappointment to see the same team fail to improve on that time in the final, where Burrell had to slow down to receive the baton from Mitchell. Nevertheless, the United States won easily from a star-studded British team.

"We pressed too much," said Burrell. "We wanted to break the world record and that cost us our concentration. Our handoffs were not nearly as good as they were yesterday."

Carl Lewis surrendered his place on the team to Leroy Burrell, who failed to qualify for the individual events in Stuttgart. However, one runner from the winning Helsinki quartet was among the medals again – Calvin Smith. He ran in Mitchell's place in the heats and so was awarded an extra medal.

Teams:

USA	Jon Drummond, Andre Cason, Dennis Mitchell, Leroy Burrell
GBR	Colin Jackson, Tony Jarrett, John Regis, Linford Christie
CAN	Robert Esmie, Glenroy Gilbert, Bruny Surin, Atlee Mahorn
CUB	Andrés Simón, Iván García, Joel Isasi, Jorge Aguilera
AUS	Paul Henderson, Damien Marsh, Dean Capobianco, Tim Jackson
GER	Marc Blume, Robert Kurnicki, Michael Huke, Steffen Görmer
CIV	Quattara Lagazane, Jean-Olivier Zirignon, Frank Waota, Ibrahim Meité
SWE	Torbjörn Mårtensson, Mattias Sunneborn, Torbjörn Eriksson, Thomas Leandersson

First round (First 3 in each heat & 4 fastest to semi-finals) (Aug 21)

Heat 1: 1, Ivory Coast 38.77; 2, Great Britain & NI 38.80; 3, Sweden 39.32; 4, Japan 39.40; 5, Switzerland 39.46; 6, New Zealand 39.77 (All qualified)

Teams:

CIV	Quattara Lagazane, Jean-Olivier Zirignon, Frank Waota, Ibrahim Meité
GBR	Jason John, Tony Jarrett, Darren Braithwaite, Linford Christie
SWE	Torbjörn Mårtensson, Torbjörn Eriksson, Lars Hedner, Thomas Leandersson
JPN	Hideki Onohara, Hisatsugu Suzuki, Hideyaki Miyata, Satoru Inoue
SUI	Kevin Widmer, Olivier Bettex, Alain Reimann, David Dollé
NZL	Todd Blythe, Mark Keddell, Chris Donaldson, Gus Nketia

Heat 2: 1, Canada 38.86; 2, France 38.94; 3, Ghana 39.01; 4, Spain 39.44; (Non-qualifiers) 5, Trinidad & Tobago 40.24; Russia DQ (r170.7)

Teams:

CAN	Robert Esmie, Glenroy Gilbert, Bruny Surin, Atlee Mahorn
FRA	Olivier Théophile, Daniel Sangouma, Jean-Cléa Trouabal, Eric Perrot
GHA	Salaam Gariba, Nelson Boateng, Solomon Amegatchor, Emmanuel Tuffuor
ESP	Juan Jesús Trapero, Pedro Nolet, Jordi Mayoral, Enrique Talavera
TTO	Wendell Williams, Patrick Delice, Neil de Silva, Ato Boldon
RUS	Pavel Galkin, Oleg Fatun, Andrey Fedorov, Aleksandr Porkhomovskiy

Heat 3: 1, United States 38.12; 2, Australia 39.04; 3, Greece 39.91; (Non-qualifiers) 4, Sierra Leone 40.69; 5, Netherlands Antilles 42.20; Senegal & Jamaica DNS

Teams:

USA	Jon Drummond, Andre Cason, Calvin Smith, Leroy Burrell
AUS	Paul Henderson, Damien Marsh, Dean Capobianco, Tim Jackson
GRE	Alexandros Yenovelis, Yiorgos Panayiotopoulos, Ioannis Nafpliotis, Alexandros Terzian
SLE	Francis Keyta, Foday Sillah, Haroun Korjie, Sanusi Turay
AHO	Manuel Ellsworth, Junior De Lain, Pierre Monte, Edleberg Martinus
SEN	No declaration
JAM	No declaration

Heat 4: 1, Cuba 38.66; 2, Germany 38.90; 3, Italy 39.37; (Non-qualifiers) 4, Mexico 39.79; 5, Thailand 40.12; 6, Barbados 40.24

Teams:

CUB	Andrés Simón, Iván García, Joel Isasi, Jorge Aguilera
GER	Marc Blume, Robert Kurnicki, Michael Huke, Steffen Görmer
ITA	Giorgio Marras, Carlo Occhiena, Andrea Amici, Ezio Madonia
MEX	Jaime López, Alejandro Cardenas, Hernán Adam, Miguel Maranda

THA	Worasiit Vachaprutti, Visut Watanasin, Niti Piypapan, Vissanu Sophanich
BAR	Edsel Chase, Roger Jordan, Henrico Atkins, Kirk Cummins

Semi-finals (First 4 to final) (Aug 21)

Heat 1: 1, United States 37.40 WR; 2, Canada 37.99; 3, Great Britain & NI 38.05; 4, Australia 38.46; (Non-qualifiers) 5, Ghana 38.61; 6, Greece 39.00; 7, Japan 39.01; 8, New Zealand 39.93

Teams:

USA	Jon Drummond, Andre Cason, Dennis Mitchell, Leroy Burrell
CAN	Robert Esmie, Glenroy Gilbert, Bruny Surin, Atlee Mahorn
GBR	Jason John, Tony Jarrett, Darren Braithwaite, Linford Christie
AUS	Paul Henderson, Damien Marsh, Dean Capobianco, Tim Jackson
GHA	Salaam Gariba, Nelson Boateng, Solomon Amegatchor, Emmanuel Tuffuor
GRE	Alexandros Yenovelis, Yiorgios Panayiotopoulos, Ioannis Nafpliotis, Alexandros Terzian
JPN	Hedeki Onohara, Tatsuo Sugimoto, Satoru Inoue, Koji Ito
NZL	Todd Blythe, Mark Keddell, Chris Donaldson, Gus Nketia

Heat 2: 1, Germany 38.58; 2, Cuba 38.73; 3, Sweden 38.96; 4, Ivory Coast 38.97; (Non-qualifiers) 5, Spain 39.17; Switzerland, France & Italy DQ (r163.3)

Teams:

GER	Marc Blume, Robert Kurnicki, Michael Huke, Steffen Görmer
CUB	Andrés Simón, Iván García, Joel Isasi, Jorge Aguilera
SWE	Torbjörn Mårtensson, Torbjörn Eriksson, Lars Hedner, Thomas Leandersson
CIV	Quattara Lagazane, Jean-Olivier Zirignon, Frank Waota, Ibrahim Meité
ESP	Juan Jesús Trapero, Pedro Nolet, Jordi Mayoral, Enrique Talavera
SUI	Kevin Widmer, Olivier Bettex, Alain Reimann, David Dollé
FRA	Olivier Théophile, Daniel Sangouma, Jean-Charles Trouabal, Eric Perrot
ITA	Giorgio Marras, Carlo Occhiena, Andrea Amici, Ezio Madonia

Gothenburg 1995

Final (Aug 13)

1, 141	Canada	38.31
2, 151	Australia	38.50
3, 131	Italy	39.07
4, 161	Jamaica	39.10
5, 181	Japan	39.33
6, 111	Brazil	39.35
7, 171	Ukraine	39.39
121	Sweden	DQ (r170.7)

The United States' winning streak ended in the heats when Jon Drummond (2nd leg) and Tony McCall messed up their exchange. It looked as if McCall had gone off too slowly, leaving the pair no room and time to pass the baton. In fact, Drummond took the blame, admitting he was running faster than expected.

In any case, the USA would have had a tough race against Commonwealth champions Canada, who had the individual 100m silver and gold medallists – Surin and Bailey – on the last two legs. Their first three runners were the same as the team which won the bronze medals in 1993. Despite this, their last changeover was poor with Bailey looking backwards. Canada still won but were given a good race by Australia, who smashed their national record in both preliminary races. Even more of a revelation were Italy, for whom Floris made up two places on the anchor leg to take the bronze medals. Times in the final were slowed by the windy conditions on the final day.

Sweden ran a lap of honour after setting a national record of 38.74 when they won their heat. They progressed to the final where they were sadly disqualified.

Teams:

CAN	Robert Esmie, Glenroy Gilbert, Bruny Surin, Donovan Bailey
AUS	Paul Henderson, Tim Jackson, Steve Brimacombe, Damien Marsh
ITA	Giovanni Puggioni, Ezio Madonia, Angelo Cipolloni, Sandro Floris
JAM	James Beckford, Michael Green, Leon Gordon, Raymond Stewart
JPN	Hisatsugu Suzuki, Koji Ito, Satoru Inoue, Yoshitaka Ito
BRA	André da Silva, Sídelei de Souza, Edson Ribeiro, Robson da Silva
UKR	Aleksy Chikhachov, Dmitriy Vanyayikin, Oleg Kramarenko, Sergey Osovich
SWE	Peter Karlsson, Mattias Ghansah, Lars Hedner, Tobias Karlsson

First round (First 3 & 4 fastest to semi-finals) (Aug 12)

Heat 1: 1, Canada 38.38; 2, Japan 38.79; 3, Brazil 38.85; 4, Russia 39.03; 5, Germany 39.06; (Non-qualifiers) 6, Togo 39.45; 7, Cameroon 40.72

Teams:

CAN	Robert Esmie, Glenroy Gilbert, Bruny Surin, Donovan Bailey
-----	--

JPN	Hisatsugu Suzuki, Koji Ito, Satoru Inoue, Yoshitaka Ito
BRA	André da Silva, Sidnei de Souza, Édson Ribeiro, Robson da Silva
RUS	Pavel Galkin, Aleksandr Sokolov, Andrey Grigoryev, Andrey Fedoriv
GER	Marc Blume, Robert Kurnicki, Christian Konieczny, Michael Huke
TOG	Teko Folligan, Boévi Lawson, Franck Amegnigan, Kokoti Akoto
CMR	Issa Nteppe, Benjamin Sirimou, Samuel Nchinda, Pierre Makon

Heat 2: 1, Sweden 38.74; 2, France 38.82; 3, Spain 39.35; 4, Bahamas 39.37; (Non-qualifiers) 5, Ghana 39.83; Cuba DQ (r170.7); Saudi Arabia DQ (r163.3)

Teams:

SWE	Peter Karlsson, Mattias Ghansah, Lars Hedner, Tobias Karlsson
FRA	Olivier Théophile, Sébastien Carrat, Jean-Charles Trouabal, Pascal Théophile
ESP	Fruetos Feo, Javier Navarro, Jordi Mayoral, Pedro Nolet
BAH	Renward Wells, Brian Babbs, Andrew Tynes, Alfred Stubbs
GHA	Duah Abu, Abdul Zakari, Eric Nkansah, Emmanuel Tuffuor
CUB	Leonardo Prevot, Joel Lamaela, Joel Isasi, Jorge Aguilera
KSA	Mohammed Al-Bishy, Mohammed Al-Masoud, Mohammad Saif, Jamal Al-Saffar

Heat 3: 1, Australia 38.28; 2, PR of China 38.81; 3, Jamaica 38.92; 4, Ivory Coast 39.29; (Non-qualifiers) 5, Barbados 39.68; 6, Trinidad & Tobago 40.09; United States DNF

Teams:

AUS	Paul Henderson, Tim Jackson, Steve Brimacombe, Damien Marsh
CHN	Li Xiaoping, Lin Wei, Huang Danwei, Chen Wenzhong
JAM	Leon Gordon, Michael Green, Warren Johnson, Raymond Stewart
CIV	Ahmed Douhou, Jean-Olivier Zirignon, Eric Pacôme, Ibrahim Meité
BAR	Garfield Gill, Jason St.Hill, Achebe Hope, Obadele Thompson
TTO	Alvin Daniel, Patrick Delice, Neil De Silva, Hyaden Stephens
USA	Maurice Greene, Jon Drummond, Tony McCall, Michael Marsh

Heat 4: 1, Italy 39.00; 2, Great Britain & NI 39.07; 3, Ukraine 39.31; (Non-qualifiers) 4, Mexico 39.66; 5, New Zealand 39.70; 6, St.Kitts & Nevis 40.12; Greece DQ (r170.7)

Teams:

ITA	Giovanni Puggioni, Ezio Madonia, Angelo Cipollini, Sandro Floris
GBR	Jason Gardener, Darren Braithwaite, John Regis, Solomon Wariso
UKR	Aleksey Chikhachov, Dmitry Vanyaykin, Oleg Kramarenko, Sergey Osovich
MEX	Carlos Villaseñor, Alejandro Cárdenas, Genaro Rojas, Jaime Barragan
NZL	Laud Codjoe, Mark Keddell, Chris Donaldson, Gus Nketia
SKN	Ricaldo Liddie, Eric Haynes, Kim Collins, Kurvin Wallace
GRE	Alexandros Yenovelis, Alexander Alexopoulos, Yiorgos Panayiotopoulos, Alex Terzian

Semi-finals (First 4 to final) (Aug 12)

Heat 1: 1, Canada 38.16; 2, Jamaica 38.64; 3, Ukraine 38.76; 4, Sweden 38.78; (Non-qualifiers) 5, PR of China 38.93; 6, Ivory Coast 39.50; 7, Bahamas 39.65; France DNF

Teams:

CAN	Robert Esmie, Glenroy Gilbert, Bruny Surin, Donovan Bailey
JAM	Robert Foster, Michael Green, Leon Gordon, Raymond Stewart
UKR	Aleksey Chikhachov, Dmitry Vanyaykin, Oleg Kramarenko, Sergey Osovich
SWE	Peter Karlsson, Mattias Ghansah, Lars Hedner, Tobias Karlsson
CHN	Li Xiaoping, Lin Wei, Huang Danwei, Chen Wenzhong
CIV	Ahmed Douhou, Jean-Olivier Zirignon, Eric Pacôme, Ibrahim Meité
BAH	Renward Wells, Andrew Tynes, Iram Lewis, Alfred Stubbs
FRA	Olivier Théophile, Sébastien Carrat, Jean-Charles Trouabal, Pascal Théophile

Heat 2: 1, Australia 38.17; 2, Italy 38.41; 3, Brazil 38.48; 4, Japan 38.67; (Non-qualifiers) 5, Great Britain & NI 38.75; 6, Russia 38.78; 7, Germany 38.90; 8, Spain 39.16

Teams:

AUS	Paul Henderson, Tim Jackson, Steve Brimacombe, Damien Marsh
ITA	Giovanni Puggioni, Ezio Madonia, Angelo Cipollini, Sandro Floris
BRA	André da Silva, Sidnei de Souza, Édson Ribeiro, Robson da Silva
JPN	Hisatsugu Suzuki, Koji Ito, Satoru Inoue, Yoshitaka Ito
GBR	Jason Gardener, Darren Braithwaite, John Regis, Solomon Wariso
RUS	Aleksandr Porkhomovskiy, Aleksandr Sokolov, Andrey Grigoryev, Andrey Fedoriv
GER	Holger Blume, Robert Kurnicki, Christian Konieczny, Michael Huke
ESP	Fruetos Feo, Javier Navarro, Jordi Mayoral, Pedro Nolet

7, 171	Spain	38.72
111	France	DQ (r170.7)

The USA renaissance in the Athens 100m was not replicated in the relay. As in Gothenburg a bungled baton pass ensured the team never got through the heats. This time the culprits were Brian Lewis and Tim Montgomery on the first two legs. That left the way clear for Canada to retain the title, which they did from the outside lane in 37.86 with Bailey timed at 8.94 for his final flying 100m. Nigeria, who had only progressed as a fastest loser in the first round, finished second and Britain pipped Cuba for the bronze. A total of 13 teams broke 39.0, matching the 1995 record.

Teams & splits where known:

CAN	Robert Esmie, Glenroy Gilbert, Bruny Surin, Donovan Bailey 8.94
NGR	Osmond Ezinwa, Olapade Adeniken, Francis Obikwelu, Davidson Ezinwa
GBR	Darren Braithwaite, Darren Campbell, Doug Walker, Julian Golding
CUB	Alfredo García, Misael Ortiz, Iván García, Luis Pérez
GHA	Abu Duah, Eric Nkansah, Abdul Zakari, Emmanuel Tuffuor
BRA	Vicente de Lima, Claudinei da Silva, Robson da Silva, Édson Ribeiro
ESP	Fruetos Feo, Venancio José, Jordi Mayoral, Carlos Berlanga
FRA	Emmanuel Bangué, Frédéric Krantz, Gilles Quénehervé, Stéphane Cali

First round (First 3 & 4 fastest to semi-finals) (Aug 9)

Heat 1: 1, Ghana 38.41; 2, Sweden 39.04; 3, Ukraine 39.32; (Non-qualifiers) 4, Mexico 39.93; United States DNF; Jamaica & Cyprus DNS

Teams:

GHA	Abu Duah, Eric Nkansah, Abdul Zakari, Emmanuel Tuffuor
SWE	Patrick Lövgren, Torbjörn Mårtensson, Torbjörn Eriksson, Peter Karlsson
UKR	Aleksey Chikhachov, Sergey Osovich, Oleg Kramarenko, Vladislav Dologodin
MEX	Carlos Villaseñor, Alejandro Banda, Jaime López, Juan Pedro Toledo
USA	Brian Lewis, Tim Montgomery, Dennis Mitchell, Maurice Greene
JAM	Donovan Powell, Dennis Mowatt, Garth Robinson, Elston Cawley
CYP	No declaration

Heat 2: 1, Brazil 38.31; 2, Canada 38.36; 3, Japan 38.44; 4, Nigeria 38.46; (Non-qualifiers) 5, Portugal 39.37; 6, Slovenia 39.62; 7, New Zealand 39.66; 8, Liberia 39.90

Teams:

BRA	Vicente de Lima, Claudinei da Silva, Robson da Silva, Édson Ribeiro
CAN	Carlton Chambers, Glenroy Gilbert, Bruny Surin, Donovan Bailey
JPN	Satoru Inoue, Koji Ito, Hiroyasu Tsuchie, Nobuharu Asahara
NGR	Osmond Ezinwa, Olapade Adeniken, Francis Obikwelu, Davidson Ezinwa
POR	Paulo Neves, Mario Barbosa, Paulo Figueiredo, Carlos Calado
SVK	Marko Star, Urban Acman, Tomasz Bzic, Gregor Breznik
NZL	Gus Nketia, Chris Donaldson, Paul Gibbons, Donald MacDonald
LBR	Konty Maweh, Sayon Cooper, Robert Dennis, Eddie Newfoundland

Heat 3: 1, Great Britain & NI 38.47; 2, France 38.80; 3, Spain 38.87; 4, Poland 39.00; 5, Bahamas 39.09; (Non-qualifiers) 6, Ireland 39.46; 7, Cameroon 39.73; Ivory Coast DQ (r170.7) (38.81)

Teams:

GBR	Darren Campbell, Marlon Devonish, Darren Braithwaite, Julian Golding
FRA	Emmanuel Bangué, Frédéric Krantz, Olivier Théophile, Stéphane Cali
ESP	Fruetos Feo, Venancio José, Jordi Mayoral, Francisco Navarro
POL	Marcin Krzywanski, Dariusz Adamczyk, Piotr Balcerzak, Ryszard Pilarczyk
BAH	Renward Wells, Andrew Tynes, Dennis Darling, Joseph Styles
IRL	Kevin Cogley, Gary Ryan, Tom Connors, Neil Ryan
CMR	Alfred Moussambani, Issa Nthepe, Serge Bengono II, Claude Toukène
CIV	N'Dri Pacome, Jean-Olivier Zirignon, Ahmed Douhou, Ibrahim Meité

Heat 4: 1, Cuba 38.12; 2, Greece 38.74; 3, Italy 38.77; 4, Qatar 39.05; (Non-qualifiers) 5, Hungary 39.38; 6, Australia 39.39; Fiji DNS

Teams:

CUB	Alfredo García, Misael Ortiz, Iván García, Luis Pérez
GRE	Alexandros Yenovelis, Thomas Sbokos, Yiorgos Panayiotopoulos, Angelos Pavlakakis
ITA	Andrea Amici, Giovanni Puggioni, Carlo Occhienna, Sandro Floris
QAT	Jassim Abbas, Sultan Al-Sheeb, Sulaiman Yusuf, Saad Al-Kuwari
HUN	Viktor Kovács, Miklós Gyulai, Szabolcs Alexa, Gábor Dobos
AUS	Ryan Witniss, Damien Marsh, Steve Brimacombe, Rod Mapstone
FIJ	No declaration

Semi-finals (First 4 to final) (Aug 9)

Heat 1: 1, Ghana 38.12; 2, Great Britain & NI 38.25; 3, Spain 38.60; 4, France 38.71; (Non-qualifiers) 5, Italy 38.77; 6, Poland 38.79; 7, Qatar 39.53; Greece DNF

Teams:

GHA	Abu Duah, Eric Nkansah, Abdul Zakari, Emmanuel Tuffuor
GBR	Dwain Chambers, Darren Campbell, Darren Braithwaite, Julian Golding
ESP	Fruetos Feo, Venancio José, Jordi Mayoral, Carlos Berlanga
FRA	Emmanuel Bangué, Frédéric Krantz, Olivier Théophile, Stéphane Cali
ITA	Andrea Amici, Giovanni Puggioni, Carlo Occhienna, Sandro Floris
POL	Marcin Krzywanski, Dariusz Adamczyk, Piotr Balcerzak, Ryszard Pilarczyk

Athens 1997**Final (Aug 10)**

1, 181	Canada	37.86
2, 131	Nigeria	38.07
3, 151	Great Britain & NI	38.14
4, 161	Cuba	38.15
5, 141	Ghana	38.26
6, 121	Brazil	38.48

QAT Jassim Abbas, Sultan Al-Sheeb, Sulaiman Yusuf, Saad Al-Kuwari
GRE Alexandros Yenovelis, Thomas Sbokos, Yiorgos Panayiotopoulos, Angelos Pavlakakis

Heat 2: 1, Nigeria 37.94; 2, Cuba 38.06; 3, Canada 38.15; 4, Brazil 38.17; (Non-qualifiers) 5, Japan 38.31; 6, Sweden 38.89; 7, Bahamas 39.12; Ukraine DNF

Teams:

NGR Osmond Ezinwa, Olapade Adeniken, Francis Obikwelu, Davidson Ezinwa

CUB Alfredo García, Misael Ortiz, Iván García, Luis Pérez

CAN Robert Esmie, Glenroy Gilbert, Bruny Surin, Donovan Bailey

BRA Vicente de Lima, Claudinei da Silva, Robson da Silva, Édson Ribeiro

JPN Satoru Inoue, Koji Ito, Hiroyasu Tsuchie, Nobuharu Asahara

SWE Patrik Lövgren, Torbjörn Mårtensson, Torbjörn Eriksson, Peter Karlsson

BAH Renward Wells, Andrew Tynes, Dennis Darling, Joseph Styles

UKR Aleksey Chikhachov, Sergey Osovich, Oleg Kramarenko, Vladislav Dologodin

Seville 1999**Final (Aug 29)**

1, ¹⁵¹	United States	37.59
2, ¹³¹	Great Britain & NI	37.73
3, ¹⁴¹	Brazil	38.05
4, ¹²¹	Cuba	38.63
5, ¹¹¹	Poland	38.70
6, ¹⁷¹	South Africa	38.74
7, ¹⁸¹	Hungary	38.83
¹⁶¹	Nigeria	DQ (r41.1) (37.91)

It should have been no contest between the USA and Britain but in fact Greene was extended on the anchor to ensure a US win in 37.59, the fifth fastest ever time. The British quartet broke the European record with 37.73, the no. 8 mark of all time. Chambers took over fractionally ahead of Greene and was level to 50m, but in the second half of the race the world record holder drew well clear. By winning three golds at a single World Championships he equalled the record held by Carl Lewis (1983 & 1987) and Marita Koch (1983). With title holders Canada making a poor first change and being disqualified in the heats, the way was clear for Nigeria to initially claim bronze in 37.91, an African record, while Brazil set new South American figures.

A doping violation by Nigerian Innocent Asonze was later confirmed, dating back to June 1999. His suspension period was for two years, so the relay bronzes were awarded to the Brazilians.

Teams:

USA Jon Drummond, Tim Montgomery, Brian Lewis, Maurice Greene
GBR Jason Gardener, Darren Campbell, Marlon Devonish, Dwain Chambers
BRA Raphael de Oliveira, Claudinei da Silva, Édson Ribeiro, André da Silva
CUB Alfredo García-Baró, Iván García, Luis Pérez-Rionda, Yoel Hernández
POL Marcin Krzywanski, Marcin Urbaś, Piotr Balcerzak, Marcin Nowak
RSA Morne Nagel, Marcus la Grange, Lee-Roy Newton, Matthew Quinn
HUN Viktor Kovács, Gábor Dobos, Roland Németh, Zsolt Szeglet
NGR Innocent Asonze DQ (r40.8), Francis Obikwelu, Daniel Efiogun, Deji Aliu

First round (First 2 & 2 fastest to final) (Aug 28)

Heat 1: 1, United States 38.06; 2, Poland 38.75; (Non-qualifiers) 3, Italy 38.98; 4, Thailand 39.55; 5, Liberia 40.89; France DNF; Ghana & Canada DQ (r170.7)

Teams:

USA Jon Drummond, Tim Montgomery, Brian Lewis, Maurice Greene
POL Marcin Krzywanski, Marcin Urbaś, Piotr Balcerzak, Marcin Nowak
ITA Luca Verdechia, Massimiliano Donati, Maurizio Checucci, Andrea Colombo
THA Kongdech Natenee, Vissanu Sophanich, Reanchai Seeharwong, Sittichai Suwonprateep
LBR Kouty Maweh, Sayon Cooper, Paul Sehze, Andrew Reyes
FRA Thierry Lubin, Frédéric Krantz, Vincent Caude, Aimé Nthépé
GHA Christian Nsiah, Eric Nkansah, Albert Agyeman, Leonard Myles-Mills
CAN Donovan Bailey, Glenroy Gilbert, Trevino Betty, Bruny Surin

Heat 2: 1, Great Britain & NI 38.31; 2, Cuba 38.61; (Non-qualifiers) 3, Israel 38.81; 4, Germany 38.84; 5, Cameroon 39.25; Australia & Spain DQ (r170.7)

Teams:

GBR Jason Gardener, Darren Campbell, Allyn Condon, Dwain Chambers
CUB Alfredo García-Baró, Iván García, Luis Pérez-Rionda, Yoel Hernández
ISR Rafel Jaar, Gidon Jablonka, Tommy Kafri, Aleksandr Porkhomovskiy
GER Marc Blum, Christian Schacht, Holger Blume, Michael Huke
CMR Jean-François Ngapout, Serge Bengono I, Joseph Balatongo, Claude Toukone
AUS Darryl Wohlens, Paul Di Bella, Dean Capobianco, Matt Shirvington
ESP Diego Santos, José Illan, Francisco Javier Navarro, Carlos Berlanga

Heat 3: 1, Brazil 38.46; 2, Nigeria 38.57; 3, Hungary 38.71; 4, South Africa 38.76; (Non-qualifiers) 5, Jamaica 38.86; Russia DQ (r170.7); Greece DQ (r163.3)

Teams:

BRA Raphael de Oliveira, Claudinei da Silva, Édson Ribeiro, André da Silva
NGR Sunday Emmanuel, Francis Obikwelu, Daniel Efiogun, Deji Aliu
HUN Viktor Kovács, Gábor Dobos, Roland Németh, Miklós Gyulai
RSA Morne Nagel, Marcus la Grange, Lee-Roy Newton, Matthew Quinn
JAM Garth Robinson, Patrick Jarrett, Christopher Williams, Ray Stewart
RUS Aleksandr Smirnov, Sergey Slukin, Denis Nikolayev, Andrey Fedoriv
GRE Yeórgos Theodoridis, Alexánder Alexópoulos, Yórgos Panayiotópoulos, Hristóforos Hoidis

Edmonton 2001**Final (Aug 12)**

1, ¹⁸¹	South Africa	38.47
2, ¹⁵¹	Trinidad & Tobago	38.58
3, ¹⁷¹	Australia	38.83
4, ¹³¹	Japan	38.96
5, ¹²¹	Ivory Coast	39.18
6, ¹¹¹	Poland	39.71
¹⁶¹	Brazil	DNF
¹⁴¹	United States	DQ (r41.1) (37.96)

This was the final event of the Edmonton championships and was packed with incident from the first round heats, held on the penultimate morning of the meeting. The United States lead-off runner in the heats, Jon Drummond, suffered cramp in the middle of his run and only just managed to pass on the baton to Mickey Grimes. In doing so, he stepped inside his lane line, causing his team to be disqualified. There was an appeal and the team were re-instated "in the spirit of fair play." Meanwhile medal favourites Britain and Cuba failed to finish after messing up their final exchanges. A further major contender, Jamaica, went out when their third leg runner forgot to start running as his incoming team-mate approached. The United States also very nearly went out in the semi-finals, when Montgomery had to stop at the end of the last zone in order to collect the baton safely from the experienced Dennis Mitchell.

In the final, it was Trinidad who led to halfway before Mitchell and Montgomery combined to give their country the biggest winning margin in this event since 1983. Semi-final winners Brazil came to grief on their second exchange and South Africa came through for silver ahead of Trinidad, for whom anchor runner Darrel Brown became the youngest ever male world championship medallist at 16 years 305 days.

Mitchell also set a record, initially becoming the first man to win World Championship golds medals across three decades. He had been part of the winning squad in 1987 and ran the third leg for the winning team in 1991 and 1993. Unfortunately he was ultimately stripped of his Edmonton gold along with the United States team owing to the doping violation of Tim Montgomery. A 2005 judgement by the Court of Arbitration in Sport declared that all of the American's performances since March 31, 2001 should be annulled. All the relay medals were redistributed, with gold going to South Africa.

Teams:

RSA Morne Nagel, Corne Du Plessis, Lee-Roy Newton, Mathew Quinn
TTO Marc Burns, Ato Boldon, Jacey Harper, Darrel Brown
AUS Matt Shirvington, Paul Di Bella, Steve Brimacombe, Adam Basil
JPN Ryo Matsuda, Shingo Suetsugu, Toshiyuki Fujimoto, Nobuharu Asahara
CIV Jean-Marie Irie Desire, Ahmed Douhou, Yves Sonan, Eric N'Dri
POL Ryszard Pilarczyk, Lukasz Chyła, Piotr Balcerzak, Marcin Urbás
BRA Cláudio de Souza, Édson Ribeiro, André da Silva, Claudinei da Silva
USA Mickey Grimes, Bernard Williams, Dennis Mitchell, Tim Montgomery DQ (r40.8)

First round (First 3 & 4 fastest to semi-finals) (Aug 11)

Heat 1: 1, Brazil 38.44; 2, Trinidad & Tobago 38.60; 3, Poland 38.79; (non-qualifiers) Thailand DQ (r163.3); Venezuela DQ (r163.3)

Teams:

BRA Cláudio de Souza, Édson Ribeiro, André da Silva, Claudinei da Silva
TTO Marc Burns, Ato Boldon, Jacey Harper, Darrel Brown
POL Ryszard Pilarczyk, Lukasz Chyła, Piotr Balcerzak, Marcin Urbás
THA Kongdech Natenee, Vissanu Sophanich, Ekkachai Jánthana, Reanchai Seeharwong
VEN Juan Morillo, William Hernández, José Carabali, Helly Olarves

Heat 2: 1, United States 38.35; 2, Japan 38.67; 3, France 38.97; 4, Nigeria 39.10; (non-qualifiers) 5, Belgium 39.22; Liberia DNF; Germany DQ (r170.7)

Teams:

USA Jon Drummond, Mickey Grimes, Dennis Mitchell, JJ Johnson
 JPN Ryo Matsuda, Shingo Suetsugu, Toshiyuki Fujimoto, Nobuharu Asahara
 FRA Fabrice Caillign, Frédéric Krantz, David Patros, Needy Guims
 NGR Taiwo Bamidele, Chinedu Orialla, Sunday Emmanuel, Uchenna Emedolu
 BEL Nathan Bongelo, Anthony Ferro, Kevin Rans, Erik Wijmeersch
 GER Rasgawa Pinnock, Steffen Otto, Alexander Kosenkow, Tim Goebel
 LBR Kouty Mawenh, Sayon Cooper, Sultan Tucker, Koiyon Tomo

Heat 3: 1, Canada 38.63; 2, Australia 38.96; 3, Italy 38.97; 4, Saudi Arabia 39.15; 5, Bahamas 39.16; (non-qualifier) 6, Jamaica 40.05

Teams:

CAN Okiki Akinremi, Glenroy Gilbert, Jermaine Joseph, Nick Macrozonaris
 AUS Matt Shirington, Paul Di Bella, Steve Brimacombe, Adam Basil
 ITA Francesco Scuderi, Marco Torrieri, Maurizio Checucci, Andrea Colombo
 KSA Mohamed Al-Yami, Mubarak Mubarak Atah, Salem Al-Yami, Jamal Al-Saffar
 BAH Renward Wells, Andrew Tynes, Iram Lewis, Dominic Demeritte
 JAM Julien Dunkley, Dwight Thomas, Christopher Williams, Ricardo Williams

Heat 4: 1, South Africa 38.72; 2, Ivory Coast 38.74; 3, Mauritius 38.99; 4, Israel 39.13; (non-qualifiers) 5, Cameroon 39.29; Cuba and Great Britain & NI DNF

Teams:

RSA Morne Nagel, Corne Du Plessis, Lee-Roy Newton, Mathew Quinn
 CIV Ibrahim Meité, Ahmed Douhou, Yves Sonan, Eric N'Dri
 MRI Arnaud Casquette, Eric Milazar, Fernando Augustin, Stéphane Buckland
 ISR Kir Golan, Tommy Kafri, Gideon Jablonka, Alex Porkhomovskiy
 CMR Alfred Moussambani, Serge Bengono, Joseph Batangdon, Claude Toukene
 CUB José César, Luis Pérez Rionda, Iván García, Freddy Mayola
 GBR Dwain Chambers, Marlon Devonish, Christian Malcolm, Jonathan Barbour

Semi-Finals (First 4 to final) (Aug 12)

Heat 1: 1, Brazil 38.23; 2, Japan 38.54; 3, Ivory Coast 38.60; 4, South Africa 38.63; (non-qualifiers) 5, Italy 38.71; 6, Saudi Arabia 39.04; 7, Israel 39.39; France DQ (r41.1) (38.89)

Teams:

BRA Cláudio de Souza, Édson Ribeiro, André da Silva, Claudinei da Silva
 JPN Ryo Matsuda, Shingo Suetsugu, Toshiyuki Fujimoto, Nobuharu Asahara
 CIV Ibrahim Meité, Ahmed Douhou, Yves Sonan, Eric N'Dri
 RSA Morne Nagel, Corne Du Plessis, Lee-Roy Newton, Mathew Quinn
 ITA Francesco Scuderi, Marco Torrieri, Maurizio Checucci, Andrea Colombo
 KSA Yahya Saed Al-Kahes, Mubarak Mubarak Atah, Salem Al-Yami, Jamal Al-Saffar
 ISR Kir Golan, Tommy Kafri, Gideon Jablonka, Alex Porkhomovskiy
 FRA Fabrice Caillign, Frédéric Krantz, Christoph Cheval DQ (r40.8), David Patros

Heat 2: 1, Trinidad & Tobago 38.76; 2, Poland 38.92; 3, Australia 38.97; (non-qualifiers) 4, Nigeria 39.05; 5, Canada 39.16; 6, Bahamas 39.20; 7, Mauritius 39.25. United States DQ (r41.1) (38.60) (Qualified for final but disqualified in retrospect)

Teams:

TTO Marc Burns, Ato Boldon, Jacey Harper, Darrel Brown
 POL Ryszard Pilarczyk, Lukasz Chyła, Piotr Balcerzak, Marcin Urbás
 AUS Matt Shirington, Paul Di Bella, Steve Brimacombe, Adam Basil
 NGR Taiwo Bamidele, Chinedu Orialla, Tamunosiki Aforudibo, Uchenna Emedolu
 CAN Nick Macrozonaris, Glenroy Gilbert, Jermaine Joseph, Anson Henry
 BAH Renward Wells, Andrew Tynes, Iram Lewis, Dominic Demeritte
 MRI Arnaud Casquette, Eric Milazar, Fernando Augustin, Stéphane Buckland
 USA Mickey Grimes, Bernard Williams, Dennis Mitchell, Tim Montgomery DQ (r40.8)

Final (Aug 31)

1, ¹⁶¹ United States	38.06
2, ¹⁴¹ Brazil	38.26
3, ¹⁷¹ Netherlands	38.87
4, ¹⁸¹ Nigeria	38.89
5, ¹²¹ Poland	38.89
6, ¹¹¹ Japan	39.05
¹³¹ Jamaica	DNF
¹⁵¹ Great Britain & NI	DQ (r41.1) (38.08)

This was a repeat of 1999, a close race between the United States and Britain for whom Dwain Chambers ran the anchor leg. The US were without Maurice Greene, Tim Montgomery or Jon Drummond. Yet

their squad of mainly 200m stars clocked a fast 37.99 in the semis.

In the final, Britain were drawn inside the US and were put in front by Campbell on leg 2. Devonish kept Britain ahead and passed over to Chambers just ahead of Brazil and the USA. Chambers forged ahead with his first strides, then the US anchorman Joshua "JJ" Johnson responded. The American closed the gap all the way down the straight and dipped at the finish 0.02 ahead. The result was disappointing enough for Britain, but silver turned to nothing when an earlier positive doping test on Chambers was confirmed. The subsequent promotion of the Netherlands to bronze meant that Troy Douglas became the oldest ever male World Championship medalist at 40 years 274 days.

Teams:

USA John Capel, Bernard Williams, Darvis Patton, JJ Johnson
 BRA Vicente de Lima, Édson Ribeiro, André da Silva, Cláudio de Souza
 NED Timothy Beck, Troy Douglas, Patrick van Balkom, Caimin Douglas
 NGR Oluosji Fasuba, Uchenna Emedolu, Deji Musa, Deji Aliu
 POL Piotr Balcerzak, Lukasz Chyła, Marcin Nowak, Marcin Urbás
 JPN Hiroyasu Tsuchie, Hisashi Miyazaki, Ryo Matsuda, Nobuharu Asahara
 JAM Ricardo Williams, Dwight Thomas, Michael Frater, Asafa Powell
 GBR Christian Malcolm, Darren Campbell, Marlon Devonish, Dwain Chambers DQ (r40.8)

First round (First 3 & 4 fastest to semi-finals) (Aug 30)

Heat 1: 1, United States 38.28; 2, France 38.61; 3, Germany 38.91; 4, Ghana 38.94; 5, Dominican Republic 39.01; (Non-qualifiers) 6, PR of China 39.28; Hungary DQ (r170.7) (39.36)

Teams:

USA John Capel, Bernard Williams, Darvis Patton, JJ Johnson
 FRA Ronald Pogonon, Aimé-Issa Nthépé, Frédéric Krantz, Jérôme Éyana
 GER Tobias Ung, Marc Blume, Alexander Kosenkow, Ronny Ostwald
 GHA Christian Nsiah, Eric Nkansah, Aziz Zakari, Leo Myles-Mills
 DOM Juan Encarnacion, Luis Morillo, Juan Sainfleur, Joel Baéz
 CHN Shen Yunbao, He Jun, Yang Yaocun, Chen Haijian
 HUN Zsolt Szeglet, Géza Pauer, Gábor Dobos, Miklós Gyulai

Heat 2: 1, Brazil 38.53; 2, Nigeria 38.76; 3, Japan 38.77; (Non-qualifiers) 4, Belgium 39.05; Cameroon DQ (r163.3) (39.59); Cyprus DQ (r170.7) (40.64); Ukraine DQ (r170.7) (39.23)

Teams:

BRA Vicente de Lima, Édson Ribeiro, André da Silva, Cláudio de Souza
 NGR Deji Musa, Tamunosiki Atorudibo, Oluosji Fasuba, Deji Aliu
 JPN Hiroyasu Tsuchie, Hisashi Miyazaki, Ryo Matsuda, Nobuharu Asahara
 BEL Nathan Bongelo, Anthony Ferro, Kristof Beyens, Xavier de Baerdemake
 CMR Alfred Moussambani, Serge Bengono, Jean-François Ngapout, Joseph Batangdon
 CYP Constantinos Kokkinos, Anthimos Rotos, Neophytos Michael, Prodromos Katsantonis
 UKR Konstantin Vasyukov, Konstantin Rurak, Aleksandr Kaydash, Dmytro Gluschenko

Heat 3: 1, Poland 38.52; 2, Netherlands 38.72; 3, Jamaica 38.84; 4, Trinidad & Tobago 38.89; (Non-qualifiers) 5, New Zealand 39.25; 6, Oman 40.65

Teams:

POL Marcin Krzywanski, Lukasz Chyła, Marcin Nowak, Marcin Jędrusiński
 NED Timothy Beck, Troy Douglas, Patrick van Balkom, Guus Hoogmoed
 JAM Julien Dunkley, Dwight Thomas, Michael Frater, Ricardo Williams
 TTO Marc Burns, Ato Boldon, Jacey Harper, Nicnorr Alexander
 NZL Dallas Roberts, Chris Donaldson, James Dolphin, Donald MacDonald
 OMA Haid Saïd, Hamood Al-Dalhmi, Mohamed Al-Shikelli, Juma Mubarak Al-Jabri

Heat 4: 1, Italy 38.63; 2, Canada 38.72; 3, Australia 38.76; (Non-qualifiers) 4, Ivory Coast 39.34; 5, Liberia 40.08; Saudi Arabia DNF; Great Britain & NI DQ (r41.1) (38.24) qualified for semi-finals but disqualified in retrospect

Teams:

ITA Francesco Scuderi, Simone Collio, Massimiliano Donati, Alessandro Cavallaro
 CAN Rhoan Sterling, Anson Henry, Charles Allen, Pierre Browne
 AUS Matt Shirington, Patrick Johnson, Paul Di Bella, Adam Basil
 CIV Marius Loua, Ibrahim Meité, Yves Sonan, Eric N'Dri
 LBR Sayon Cooper, Kouty Mawenh, Joseph Brent, Abraham Koiyon
 KSA Khalifa Al-Saker, Yahya Al-Gahes, Salem Al-Yami, Ata Mubarak
 GBR Christian Malcolm, Dwain Chambers DQ (r40.8), Marlon Devonish, Mark Lewis-Francis

Semi-finals (First 3 & 2 fastest to final) (Aug 30)

Heat 1: 1, United States 37.99; 2, Jamaica 38.45; 3, Poland 38.50; 4, Japan 38.58; 5, Netherlands 38.63; (Non-qualifiers) 6, Trinidad & Tobago 38.84; 7, Ghana 38.88; 8, Italy 38.93

Teams:

USA John Capel, Bernard Williams, Darvis Patton, JJ Johnson
 JAM Ricardo Williams, Dwight Thomas, Michael Frater, Asafa Powell

Paris 2003

POL	Marcin Krzywanski, Lukasz Chyla, Marcin Nowak, Marcin Jędrusiński
JPN	Hiroyasu Tsuchie, Hisashi Miyazaki, Ryo Matsuda, Nobuharu Asahara
NED	Timothy Beck, Troy Douglas, Patrick van Balkom, Gaimin Douglas
TTO	Marc Burns, Ato Boldon, Jacey Harper, Nicconer Alexander
GHA	Christian Nsiah, Eric Nkansah, Aziz Zakari, Leo Myles-Mills
ITA	Francesco Scuderi, Simone Collio, Massimiliano Donati, Alessandro Cavallaro

Heat 2: 1, Brazil 38.50; 2, Nigeria 38.58; (Non-qualifiers) 3, Canada 38.66; 4, France 38.79; 5, Australia 38.90; Dominican Republic & Germany DNF. Great Britain & NI DQ (r41.1) (38.26) (Qualified for final but disqualified in retrospect)

Teams:

BRA	Vicente de Lima, Édson Ribeiro, André da Silva, Cláudio de Souza
NGR	Deji Musa, Uchenna Emedolu, Oluosji Fasuba, Deji Aliu
CAN	Charles Allen, Anson Henry, Jermaine Joseph, Pierre Browne
FRA	Ronald Pogonon, Aimé-Issa Nthépé, Frédéric Krantz, Jérôme Éyana
AUS	Matt Shirvington, Patrick Johnson, Paul Di Bella, Adam Basil
DOM	Juan Encarnacion, Luis Morillo, Juan Sainfleur, Yoel Baéz
GER	Tobias Unger, Marc Blume, Alexander Kosenkow, Marlon Ostwald
GBR	Christian Malcolm, Darren Campbell, Marlon Devonish, Dwain Chambers DQ (r40.8)

Helsinki 2005**Final (Aug 13)**

1, ¹⁴¹ France	38.08
2, ¹³¹ Trinidad & Tobago	38.10
3, ¹⁵¹ Great Britain & NI	38.27
4, ¹⁶¹ Jamaica	38.28
5, ¹²¹ Australia	38.32
6, ¹⁷¹ Netherlands Antilles	38.45
7, ¹⁸¹ Germany	38.48
8, ¹¹¹ Japan	38.77

Every final the United States has contested it has won, but for the third time in World Championship history its team failed to make it out of the heats when Mardy Scales failed to connect with Leonard Scott.

Gardener gave Britain a one-metre advantage at the end of the first leg in the final, but excellent legs by Pogonon and de Lépine gave France a metre lead over Trinidad & Tobago at the last changeover. Dovy surprisingly held off Darrel Brown for the gold medal, while Frater closed very quickly, just failing to catch Britain's Lewis-Francis for the bronzes.

Teams:

FRA	Ladji Doucouré, Ronald Pogonon, Eddy de Lépine, Lueyi Dovy
TTO	Kevon Pierre, Marc Burns, Jacey Harper, Darrel Brown
GBR	Jason Gardener, Marlon Devonish, Christian Malcolm, Mark Lewis-Francis
JAM	Lerone Clarke, Dwight Thomas, Ainsley Waugh, Michael Frater
AUS	Daniel Batman, Joshua Ross, Kris Niefyout, Patrick Johnson
AHO	Geronimo Goeloe, Charlton Raphaela, Jairo Duzant, Churandy Martina
GER	Alexander Kosenkow, Marc Blume, Tobias Unger, Marius Broening
JPN	Shingo Suetsugu, Shinji Takahira, Tatsuro Yoshino, Nobuharu Asahara

First round (First 2 & 2 fastest to final) (Aug 12)

Heat 1: 1, France 38.34; 2, Jamaica 38.37; 3, Germany 38.58; 4, Australia 38.65; (Non-qualifiers) 5, Brazil 38.92; 6, Finland 39.30; United States DNF

Teams:

FRA	Oudère Kankararofu, Ronald Pogonon, Eddy de Lépine, Lueyi Dovy
JAM	Lerone Clarke, Dwight Thomas, Ainsley Waugh, Michael Frater
GER	Alexander Kosenkow, Marc Blume, Tobias Unger, Marius Broening
AUS	Daniel Batman, Joshua Ross, Patrick Johnson, Matt Shirvington
BRA	Cláudio Roberto Souza, Bruno Pacheco, Basilio de Moraes, André da Silva
FIN	Markus Pöyhönen, Nipa Tran, Jarkko Ruostekivi, Tommi Hartonen
USA	Mardy Scales, Leonard Scott, Tyson Gay, Maurice Greene

Heat 2: 1, Trinidad & Tobago 38.28; 2, Great Britain & NI 38.32; 3, Japan 38.46; 4, Netherlands Antilles 38.60; (Non-qualifiers) 5, Canada 38.67; 6, Nigeria 39.29; Poland DNF; Italy DQ (r170.7) (38.68)

Teams:

TTO	Kevon Pierre, Marc Burns, Jacey Harper, Darrel Brown
GBR	Jason Gardener, Marlon Devonish, Christian Malcolm, Mark Lewis-Francis
JPN	Nobuharu Asahara, Shinji Takahira, Tatsuro Yoshino, Shingo Suetsugu
AHO	Geronimo Goeloe, Charlton Raphaela, Jairo Duzant, Churandy Martina
CAN	Richard Adu-Bobie, Pierre Browne, Anson Henry, Nicolas Macrozonaris
NGR	Oluosji Fasuba, Uchenna Emedolu, Chinedu Oriala, Deji Aliu
POL	Michał Bielczyk, Marcin Jędrusiński, Marcin Nowak, Marcin Urbás
ITA	Luca Verdecchia, Simone Collio, Massimiliano Donati, Andrew Howe

Osaka 2007**Final (Sep 1)**

1, ¹⁴¹ United States	37.78
2, ¹⁵¹ Jamaica	37.89
3, ¹⁷¹ Great Britain & NI	37.90
4, ¹⁶¹ Brazil	37.99
5, ¹⁸¹ Japan	38.03
6, ¹⁹¹ Germany	38.62
¹²¹ Poland	DNF
¹³¹ Nigeria	DNF

The US team was favoured to win, but after Powell gained more than 3m on Dixon on the anchor leg in the heats, the odds began to shift towards Jamaica. The final saw surprising de Lima leading at the first exchange with a 0.03 advantage over Patton. Britain were 1½m behind, and Jamaica's Anderson a further two metres back. Bolt and Pickering were the fastest on the second leg, both running 9.05 seconds, with Britain, USA and Brazil level at the halfway point and Jamaica still two metres or so in arrears.

Gay confirmed his sprint double with a searing 9.05 leg on the bend, giving the US a two-metre lead over Britain at the final exchange, with Jamaica in fifth place. Powell, eager to make up for his relatively poor run in the 100m final, ate up the deficit, catching Britain's Mark Lewis-Francis in the last metre with his 8.84 split while both gained on Dixon who held on to win.

There were a record four teams under 38.00 in one race, with Brazil, and Japan clocking the fastest ever times for fourth and fifth.

Teams & splits where known:

USA	Darvis Patton 10.28, Wallace Spearmon 9.22, Tyson Gay 9.05, Leroy Dixon 9.23
JAM	Marvin Anderson 10.60, Usain Bolt 9.05, Nesta Carter 9.40, Asafa Powell 8.84
GBR	Christian Malcolm 10.43, Craig Pickering 9.05, Marlon Devonish 9.24, Mark Lewis-Francis 9.18
BRA	Vicente de Lima 10.25, Rafael Ribeiro 9.22, Basilio de Moraes 9.33, Sandro Viana 9.19
JPN	Naoki Tsukahara 10.43, Shingo Suetsugu 9.09, Shinji Takahira 9.35, Nobuharu Asahara 9.16
GER	Ronny Ostwald, Tobias Unger, Alexander Kosenkow, Julian Reus
POL	Michał Bielczyk, Lukasz Chyla, Marcin Jędrusiński, Dariusz Kuć
NGR	Obinna Metu, Uche Isaac, Chinedu Oriala, Oluosji Fasuba

First round (First 3 & 2 fastest to final) (Aug 31)

Heat 1: 1, Brazil 38.27; 2, Great Britain & NI 38.33; 3, Poland 38.70; (Non-qualifiers) 4, Italy 38.81; 5, South Africa 39.05; 6, Russia 39.08; 7, Canada 39.43

Teams:

BRA	Vicente de Lima, Rafael Ribeiro, Basilio de Moraes, Sandro Viana
GBR	Christian Malcolm, Craig Pickering, Marlon Devonish, Mark Lewis-Francis
POL	Michał Bielczyk, Lukasz Chyla, Marcin Jędrusiński, Dariusz Kuć
ITA	Rosario La Mestra, Simone Collio, Maurizio Checucci, Jacques Riparelli
RSA	Christiaan Krone, Leigh Julius, Snyman Prinsloo, Sherwin Vries
RUS	Aleksandr Volkov, Mikhail Yegoroychev, Roman Smirnov, Ivan Telypkh
CAN	Richard Adu-Bobie, Anson Henry, Jared Connaughton, Neville Wright

Heat 2: 1, Jamaica 38.02; 2, United States 38.10; 3, Japan 38.21; 4, Nigeria 38.43; 5, Germany 38.56 (Non-qualifiers) 6, Australia 38.73

Teams:

JAM	Dwight Thomas, Steve Mullings, Nesta Carter, Asafa Powell
USA	Rodney Martin, Wallace Spearmon, Darvis Patton, Leroy Dixon
JPN	Naoki Tsukahara, Shingo Suetsugu, Shinji Takahira, Nobuharu Asahara
NGR	Obinna Metu, Uche Isaac, Chinedu Oriala, Oluosji Fasuba
GER	Ronny Ostwald, Tobias Unger, Alexander Kosenkow, Julian Reus
AUS	Matt Shirvington, Adam Miller, Tim Williams, Aaron Rouge-Serret

Berlin 2009**Final (Aug 22)**

1, ¹⁷¹ Jamaica	37.31
2, ¹⁶¹ Trinidad & Tobago	37.62
3, ¹³¹ Great Britain & NI	38.02
4, ¹⁵¹ Japan	38.30
5, ¹⁸¹ Canada	38.39

6, 141	Italy	38.54
7, 121	Brazil	38.56
8, 111	France	39.21

Between 1920 and 1987 the USA won 15 of 16 global championships available, but between 1988 and 2008 the record was seven of 15. After Berlin 2009 it was seven out of 16, because after apparently winning their heat in 37.97, it was successfully protested (by British officials) that their final change between Shawn Crawford and Darvis Patton had taken place before the start of the designated zone. Jamaica – without Powell or Bolt – took things very carefully in running 38.60 behind Italy in the second heat.

Expectations were again high for a world record performance by Jamaica in the final. At the end of the first leg Britain, Jamaica and Trinidad were virtually level. Michael Frater gave Jamaica a slight lead over Trinidad, but the Trinidad changeover was better than the Jamaican, and Bolt was a metre behind Trinidad after 10 metres. This became a one-metre advantage at the final changeover and Powell took Jamaica three metres clear for victory.

The biomechanical analysis told us that Bolt took hold of the baton at 199.5m and he ran with it until 297m. According to the times shown in the analysis, the Jamaican baton took 9.05 to cover the 100m section from 200m to 300m (Bolt) and 8.73 from 300m to 400m (Powell)

The crowd appeared deflated at the time of 37.31, but it was the second fastest of all-time. Trinidad's national record of 37.62 was the fastest ever non-winning effort. The relay gold was Jamaica's seventh of the championships, which exceeded their total gold count of six from the first 11 World Championships.

Devonish won a record fifth world medal, or sixth if we include the 2003 silver which was rescinded because of Dwain Chambers's doping violation.

Teams & splits (where known)

JAM	Steve Mullings 10.46, Michael Frater 9.07, Usain Bolt 9.05, Asafa Powell 8.73
TTO	Darrel Brown 10.49, Marc Burns 9.06, Emmanuel Callander 9.13, Richard Thompson 8.94
GBR	Simeon Williamson 10.40, Tyrone Edgar 9.13, Marlon Devonish 9.43, Harry Aikines-Aryeetey 9.06
JPN	Masashi Eriguchi, Naoki Tsukahara, Shinji Takahira, Kenji Fujimitsu
CAN	Sam Effah, Seyi Smith, Jared Connaughton, Bryan Barnett
ITA	Roberto Donati, Simone Collio, Emanuele Di Gregorio, Fabio Cerutti
BRA	Vicente de Lima, Sandro Viana, Basilio de Moraes, José Carlos Moreira
FRA	Ronald Pognon, Martial Mbandjock, Eddy De Lépine, Christophe Lemaître

First round (First 2 & 2 fastest to final) (Aug 21)

Heat 1: 1, Trinidad and Tobago 38.47; 2, Japan 38.53; 3, France 38.59; 4, Brazil 38.72; (non-qualifiers) 5, Switzerland 39.47; 6, South Africa 39.71

Teams

TTO	Darrel Brown, Marc Burns, Keston Bledman, Richard Thompson
JPN	Masashi Eriguchi, Naoki Tsukahara, Shinji Takahira, Kenji Fujimitsu
FRA	Ronald Pognon, Martial Mbandjock, Pierre-Alexis Pessonneau, Christophe Lemaître
BRA	Vicente de Lima, Sandro Viana, Basilio de Moraes, José Carlos Moreira
SUI	Pascal Mancini, Marc Schneeberger, Reto Schenkel, Marco Cribari
RSA	Hannes Dreyer, Leigh Julius, Thuso Mpuang, LJ van Zyl

Heat 2: 1, Great Britain & NI 38.11; 2, Canada 38.60; (non-qualifiers) 3, Netherlands 38.95; 4, Portugal 39.25; 5, Ghana 39.61; United States DQ (r170.7) (37.97)

Teams

GBR	Simeon Williamson, Tyrone Edgar, Marlon Devonish, Harry Aikines-Aryeetey
CAN	Hank Palmer, Seyi Smith, Jared Connaughton, Bryan Barnett
NED	Gregory Sedoc, Caimin Douglas, Guus Hoogmoed, Patrick van Luijk
POR	Dany Gonçalves, Arnaldo Abrantes, Ricardo Monteiro, Francis Obikwelu
GHA	Nana Kofi Samm, Tanko Braimah, Seth Amoo, Aziz Zakari
USA	Terrence Trammell, Mike Rodgers, Shawn Crawford, Darvis Patton

Heat 3: 1, Italy 38.52; 2, Jamaica 38.60; (non-qualifiers) 3, Australia 38.93; 4, Thailand 39.73; Germany DNF; Poland DNS

Teams

ITA	Roberto Donati, Simone Collio, Emanuele Di Gregorio, Fabio Cerutti
JAM	Lerone Clarke, Michael Frater, Steve Mullings, Dwight Thomas
AUS	Anthony Alozie, Joshua Ross, Aaron Rouge-Serret, Matt Davies

THA	Apinan Sukaphai, Wachara Sondee, Suppachai Chimdee, Sittichai Suwonprateep
GER	Tobias Unger, Marius Broening, Alexander Kosenkow, Martin Keller
POL	Michał Bielczyk, Dariusz Kuć, Mikołaj Lewanski, Robert Kubaczyk

Daegu 2011

Final (Sep 4)

1, 161	Jamaica	37.04 ^{WR}
2, 161	France	38.20
3, 111	Saint Kitts & Nevis	38.49
4, 171	Poland	38.50
5, 121	Italy	38.96
6, 151	Trinidad & Tobago	39.01
131	Great Britain & NI	DNF
141	United States	DNF

Even without injured Asafa Powell and suspended Steve Mullings, Jamaica were favourites to retain their world title. They qualified comfortably with Dexter Lee substituting for Usain Bolt. Carter again led off the Jamaican quartet in the final, and was level with Trinidad's Bledman at the first exchange. Frater then ran a superb leg, giving Jamaica a slight advantage over the USA. Blake flew round the curve and would have given Jamaica a lead of two metres, had not a collision then occurred between the USA and Britain. Incoming Patton bumped into waiting Aikines-Aryeetey, ruining the chances of both teams and that of Trinidad when the tumbling Patton rolled into their path.

Bolt was therefore left with an advantage of nearly eight metres when he took the baton. He came home in 37.04, breaking by 0.06 the world record which had stood since the Beijing Olympics. No official splits were available, but times taken from video would appear to be 10.2, 9.0, 9.0 and 8.8. Behind the Jamaicans, France found themselves as fortuitous silver medalists in 38.20, with St. Kitts even more surprised to win bronze just ahead of Poland. "We were feeling wonderful," said Blake, who was judged to have made a pivotal contribution to the win and the record.

Teams:

JAM	Nesta Carter, Michael Frater, Yohan Blake, Usain Bolt
FRA	Teddy Timmar, Christophe Lemaître, Yannick Lesourd, Jimmy Vicaut
SKN	Jason Rogers, Kim Collins, Antoine Adams, BJ Lawrence
POL	Pawel Stempel, Dariusz Kuć, Robert Kubaczyk, Kamil Kryński
ITA	Michael Tumi, Simone Collio, Emanuele Di Gregorio, Fabio Cerutti
TTO	Keston Bledman, Marc Burns, Aaron Armstrong, Richard Thompson
GBR	Christian Malcolm, Craig Pickering, Marlon Devonish, Harry Aikines-Aryeetey
USA	Trell Kimmons, Justin Gatlin, Darvis Patton, Walter Dix

First round (First 2 & 2 fastest to final) (Sep 4)

Heat 1: 1, United States 37.79; 2, France 38.38; (Non-qualifiers) 3, Portugal 39.09; 4, Ghana 39.17; 5, Chinese Taipei 39.30; Brazil DQ (r170.7); Switzerland DNF

Teams:

USA	Trell Kimmons, Justin Gatlin, Maurice Mitchell, Travis Padgett
FRA	Teddy Timmar, Christophe Lemaître, Yannick Lesourd, Jimmy Vicaut
POR	Ricardo Monteiro, João Ferreira, Arnaldo Abrantes, Yazaldé Nascimento
GHA	Emmanuel Kubi, Tim Abeyie, Ashhad Agyapong, Aziz Zakari
TPE	Wang Wen-Tang, Liu Yuan-Kai, Tsai Meng-Lin, Yi Wei-Chen
BRA	Diego Cavalcanti, Sandro Viana, Nilson André, Bruno de Barros
SUI	Pascal Mancini, Reto Schenkel, Alex Wilson, Marc Schneeberger

Heat 2: 1, Trinidad & Tobago 37.91; 2, Jamaica 38.07; 3, Saint Kitts & Nevis 38.47; (Non-qualifiers) 4, Japan 38.66; 5, South Africa 38.72; 6, PR of China 38.87; 7, Puerto Rico 39.04; Germany DNF

Teams:

TTO	Keston Bledman, Marc Burns, Aaron Armstrong, Richard Thompson
JAM	Nesta Carter, Michael Frater, Yohan Blake, Dexter Lee
SKN	Jason Rogers, Kim Collins, Antoine Adams, BJ Lawrence
JPN	Yuichi Kobayashi, Masashi Eriguchi, Shinji Takahira, Hitoshi Saito
RSA	Hannes Dreyer, Ofentse Mogwanne, Roscoe Engel, Thuso Mpuang
CHN	Chen Qiang, Liang Jiahong, Su Binqian, Lao Yi
PUR	Marcos Amalbert, Carlos Rodríguez, Marquis Holston, Miguel López
GER	Tobias Unger, Marius Broening, Sebastian Ernst, Alex Schaf

Heat 3: 1, Great Britain & NI 38.29; 2, Poland 38.37; 3, Italy 38.41; (Non-qualifiers) 4, Australia 38.69; 6, Canada 39.28; 7, Thailand 39.54; Netherlands DQ (r170.7); Korea DQ (r41.1) (38.94)

Teams:

GBR	Christian Malcolm, Craig Pickering, Marlon Devonish, Harry Aikines-Aryeetey
-----	---

POL	Paweł Stempel, Dariusz Kuć, Robert Kubaczyk, Kamil Kryński
ITA	Michael Tumi, Simone Collio, Emanuele Di Gregorio, Fabio Cerutti
AUS	Anthony Alozie, Matt Davies, Aaron Rouge-Serret, Isaac Ntiamoah
CAN	Sam Effiah, Gavin Smellie, Jared Connaughton, Justin Warner
THA	Wirawat Phaeueang, Supachai Chimdee, Sompot Suwanranangsi, Wirasopha Maenapra
NED	Giovanni Codrington, Brian Mariano, Jerrel Feller, Patrick van Luijk
KOR	Yeo Ho-Su-Ah, Cho Kyu-Won, Kim Gook-Young, Lim Hee-Nam DQ (r40.1)

Moscow 2013

Final (Aug 18)

1, ¹⁵¹	Jamaica	37.36
2, ¹⁴¹	United States	37.66
3, ¹⁷¹	Canada	37.92
4, ¹³¹	Germany	38.04
5, ¹²¹	Netherlands	38.37
6, ¹⁸¹	Japan	38.39
7, ¹¹¹	Trinidad & Tobago	38.57
¹⁶¹	Great Britain & NI	DQ (r170.7) (37.80)

Carter held a slight lead on the first leg, then a good changeover gave the USA the lead. Rodgers produced another excellent pass to Salaam to give the USA a good metre's lead at halfway over Jamaica and Britain. Salaam still had a slight lead approaching the final changeover, with Ashmeade closing, and Britain close behind. However, this time the USA's pass was poor, with Gatlin taking an ungainly stride in Bolt's lane. The Jamaican was past the American instantly and went away to win by more than three metres. Britain finished third and their quartet embarked on a lap of celebration, but were ultimately disqualified for a zone infraction on the full-stretch pass between Aikines-Aryeetey and Ellington. Canada, who suffered a similar fate themselves at London 2012, ended up with the bronzes. For Bolt it was an eighth gold medal, equalling the World Championship record of Carl Lewis, Michael Johnson and Allyson Felix.

Teams & unofficial split

AM	Nesta Carter, Kemar Bailey-Cole, Nickel Ashmeade, Usain Bolt 8.69
USA	Charles Silmon, Mike Rodgers, Mookie Salaam, Justin Gatlin
CAN	Gavin Smellie, Aaron Brown, Dontae Richards-Kwok, Justin Warner
GER	Lucas Jakubczyk, Sven Knipphals, Julian Reus, Martin Keller
NED	Brian Mariano, Churandy Martina, Lee-Marvin Bonevacia, Hensley Paulina
JPN	Yoshihide Kiryu, Kenji Fujimitsu, Kei Takase, Shota Iizuka
TTO	Ayodelle Taffe, Keston Bledman, Rondell Sorriolo, Richard Thompson
GBR	Adam Gemili, Harry Aikines-Aryeetey, James Ellington, Dwain Chambers

First round (First 2 & 2 fastest to final) (Aug 18)

Heat 1: 1, Great Britain & NI 38.12; 2, Jamaica 38.17; 3, Trinidad & Tobago 38.38; (non-qualifiers) 4, Spain 38.46; 5, Poland 38.51; 6, Korea 39.00; 7, Russia 39.01; 8, Venezuela 39.14

Teams

GBR	Richard Kilty, Harry Aikines-Aryeetey, James Ellington, Dwain Chambers
JAM	Nesta Carter, Kemar Bailey-Cole, Warren Weir, Oshane Bailey
TTO	Jamol James, Keston Bledman, Rondell Sorriolo, Richard Thompson
ESP	Eduard Vilas, Sergio Ruiz, Bruno Hortelano, Ángel David Rodríguez
POL	Robert Kubaczyk, Grzegorz Zimniewicz, Karol Zalewski, Kamil Kryński
KOR	Oh Kyung-Su, Cho Kyu-Won, Yoo Min-Woo, Kim Gook-Young
RUS	Aleksandr Khyutye, Konstantin Petyashov, Roman Smirnov, Aleksandr Brednev
VEN	Jermaine Chirinos, Diego Rivas, Álvaro Cassiani, Albert Bravo

Heat 2: 1, United States 38.06; 2, Japan 38.23; (non-qualifiers) 3, Ukraine 38.57; 4, Barbados 38.94; 5, PR of China 38.95; 6, France 38.97; 7, Hong Kong 39.10

Teams

USA	Charles Silmon, Mike Rodgers, Mookie Salaam, Justin Gatlin
JPN	Yoshihide Kiryu, Kenji Fujimitsu, Kei Takase, Shota Iizuka
UKR	Ruslan Perestyuk, Sergiy Smelyk, Igor Bodrov, Vitaliy Korzh
BAR	Andrew Hinds, Levi Cadogan, Shane Brathwaite, Ramon Gittens
CHN	Guo Fan, Liang Jiahong, Su Bingtian, Zhang Peimeng
FRA	Emmanuel Biron, Mickael-Meba Zeze, Arnaud Remy, Jimmy Vicaut
HKG	Tang Yik Chun, Lai Chun Ho, Ng Ka Fung, Tsui Chi Ho

Heat 3: 1, Germany 38.13; 2, Canada 38.29; 3, Netherlands 38.41; (non-qualifiers) 4, Italy 38.49; 5, St Kitts & Nevis 38.58; 6, Bahamas 38.70; 7, Chinese Taipei 39.72; Australia DNF

Teams

GER	Lucas Jakubczyk, Sven Knipphals, Julian Reus, Martin Keller
CAN	Gavin Smellie, Aaron Brown, Dontae Richards-Kwok, Justin Warner
NED	Brian Mariano, Churandy Martina, Lee-Marvin Bonevacia, Hensley Paulina
ITA	Michael Tumi, Matteo Galvan, Diego Marani, Delmas Obou
SKN	Laestrod Roland, Jason Rogers, Antoine Adams, Allistar Clarke
BAH	Adrian Griffith, Warren Fraser, Jamial Rolle, Shavez Hart
TPE	Wang Wen-Tang, Liu Yuan-Kai, Pan Po-Yu, Lo Yen-Yao
AUS	Tim Leathart, Joshua Ross, Andrew McCabe, Jarrod Geddes

4 x 100 METRES RELAY

Multiple Medalists:

5	Marlon Devonish	GBR	97-1h3, 99-2, 05-3, 07-3, 09-3
4	Usain Bolt	JAM	07-2, 09-1, 11-1, 13-1
3	Carl Lewis	USA	83-1, 87-1, 91-1
	Dennis Mitchell	USA	87-1s2, 91-1, 93-1
	Darren Braithwaite	GBR	91-3, 93-3s1, 97-3
	Robert Esmie	CAN	93-3, 95-1, 97-1
	Glenroy Gilbert	CAN	93-3, 95-1, 97-1
	Bruny Surin	CAN	93-3, 95-1, 97-1
	Marc Burns	TTO	01-2, 05-2, 09-2
	Darrel Brown	TTO	01-2, 05-2, 09-2
	Nesta Carter	JAM	07-2, 11-1, 13-1
2	24 men		

Most Finals:

5	Edson Ribeiro	BRA	95-6, 97-6, 99-3, 01-dnf, 03-2
	Devonish		99-2, 05-3, 07-3, 09-3, 11-dnf

Most Appearances:

8	Devonish		97-1h3, 99-2, 01-dnf/h4, 03-dq, 05-3, 07-3, 09-3, 11-dnf
---	----------	--	--

National Placings:

	1	2	3	4	5	6	7	8	Points
USA	7	1	-	-	-	-	-	-	63
JAM	3	1	1	2	-	1	1	-	52
GBR	-	2	5	-	-	-	-	-	44
CAN	2	-	2	-	1	-	-	1	33
ITA	-	1	1	-	2	2	-	-	27
GER	-	-	-	3	1	2	1	-	27
TTO	-	3	-	-	-	1	1	-	26
BRA	-	1	1	1	-	2	1	-	26
JPN	-	-	-	2	2	-	-	1	25
FRA	1	2	-	-	2	-	-	2	24
AUS	-	1	1	-	2	-	-	-	21
POL	-	-	-	1	2	2	-	-	17
NGR	-	1	-	2	-	-	-	-	17
URS	-	1	1	-	-	-	1	-	15
CUB	-	-	-	3	-	-	-	-	15
RSA	1	-	-	-	-	1	-	-	11
NED	-	-	1	-	1	-	-	-	10
SKN	-	-	1	-	-	-	-	-	6
CIV	-	-	-	-	1	-	1	-	6
HUN	-	-	-	-	1	-	1	-	6
GHA	-	-	-	-	1	-	-	-	4
AHO	-	-	-	-	-	1	-	-	3
CHN	-	-	-	-	-	-	1	-	2
ESP	-	-	-	-	-	-	1	-	2
UKR	-	-	-	-	-	-	1	-	2
SWE	-	-	-	-	-	-	-	1	1
Totals	14	14	14	14	14	10	5		487

4 x 400 Metres Relay

Helsinki 1983

Final (Aug 14)

1,	USSR	3:00.79
2,	FRG	3:01.83
3,	Great Britain & NI	3:03.53
4,	Czechoslovakia	3:03.90
5,	Italy	3:05.10
6,	United States	3:05.29
7,	Sweden	3:08.57
	Poland	DNF

The USA's problems started when individual runner-up Mike Franks was withdrawn from the squad due to illness. Nevertheless, their final quartet – including 400m hurdles winner Edwin Moses on the anchor

– was expected to have few difficulties in the final. Instead, the USSR sprang a complete surprise by inserting Sergey Lovachov on the first leg. The Uzbeki, rested from the individual event, clocked 45.23 to take the lead.

On the second leg, Troshchilo surprisingly pulled away from individual bronze medalist Sunder Nix. Smith caught the USSR's third leg runner Chernetskiy and was running level at the end of the last bend, when an accidental collision knocked the American to the ground. Smith got up to continue his run, but had been passed by the runners of five other teams. Meanwhile USSR anchor runner – Olympic Champion Viktor Markin – started with a handsome 10m lead from the FRG. He held this advantage to the finish. There was great encouragement for Moses, but after a fast start the American was only able to improve his team's position by one.

Teams & splits:

URS	Sergey Lovachov 45.23, Aleksandr Troshchilo 44.85, Nikolay Chernetskiy 45.65, Viktor Markin 45.06
FRG	Erwin Skamrahl 46.42, Jörg Vaihinger 44.73, Harald Schmid 45.76, Hartmut Weber 44.92
GBR	Ainsley Bennett 46.74, Garry Cook 45.12, Todd Bennett 46.46, Phil Brown 45.21
TCH	Miroslav Záhořák 46.52, Petr Brecka 45.94, Dusan Malovec 46.85, Ján Tomko 44.59
ITA	Stefano Malinverni 46.96, Donato Sabia 45.74, Mauro Zuliani 46.56, Roberto Ribaud 45.84
USA	Alonzo Babers 45.64, Sunder Nix 44.87, Willie Smith 49.65, Edwin Moses 45.13
SWE	Tommy Johansson 47.20, Eric Josjö 46.41, Per-Ola Olsson 47.14, Ulf Sedlacek 47.82
POL	Ryszard Wichrowski 46.3, Ryszard Szparak 46.6, Andrzej Stepien 46.7, Ryszard Podlas DNF

First round (First 4 & 4 fastest to semi-finals) (Aug 13)

Heat 1: 1, United States 3:06.62; 2, FRG 3:07.50; 3, Italy 3:07.90; 4, Brazil 3:08.25; 5, Sweden 3:08.33; 6, Canada 3:08.37; (Non-qualifiers) 7, Jamaica 3:09.06; 8, Finland 3:09.23

Teams & splits:

USA	Alonzo Babers 46.4, Willie Smith 46.2, Andre Phillips 45.6, Mike Franks 48.5
FRG	Martin Weppler 47.4, Jörg Vaihinger 46.4, Harald Schmid 47.2, Hartmut Weber 46.5
ITA	Stefano Malinverni 47.8, Donato Sabia 46.5, Mauro Zuliani 46.8, Roberto Ribaud 46.8
BRA	Antonio Ferreira 49.0, Agberto Guimarães 46.7, José Luiz Barbosa 46.5, Gerson Souza 46.1
SWE	Tommy Johansson 47.9, Eric Josjö 46.4, Sven Nylander 47.2, Per-Ola Olsson 46.9
CAN	Mark Guthrie 48.3, Doug Hinds 46.5, Tim Bethune 46.7, Brian Saunders 46.9
JAM	Steve Griffiths 47.4, George Walcott 47.8, Devon Morris 47.0, Carl Smith 46.9
FIN	Jari Niemelä 48.3, Mauri Siekkinen 47.2, Matti Rusanen 46.9, Hannu Mykrä 46.8

Heat 2: 1, Hungary 3:09.95; 2, USSR 3:10.16; 3, Great Britain & NI 3:10.19; 4, Senegal 3:10.90; (Non-qualifiers) 5, Australia 3:11.62; Ghana & Bahamas DNS

Teams & splits:

HUN	Gusztáv Menczer 48.3, Sándor Ujhelyi 46.2, István Takács 47.1, Sándor Vasvári 48.4
URS	Viktor Markin 47.7, Sergey Lovachov 46.4, Aleksandr Troshchilo 47.4, Nikolay Chernetskiy 48.7
GBR	Kriss Akabusi 46.5, Garry Cook 47.6, Todd Bennett 47.6, Phil Brown 48.5
SEN	Amadou Dia Bâ 48.2, Moussa Fall 1 47.6, Babacar Niang 48.6, Boubacar Diadio 46.5
AUS	Bruce Frayne 49.6, Gary Minihan 48.8, Paul Gilbert 47.9, Darren Clark 45.4

Heat 3: 1, France 3:06.99; 2, Czechoslovakia 3:07.03; 3, Poland 3:07.18; 4, Japan 3:07.23; 5, Spain 3:07.42; 6, Kenya 3:07.48; (Non-qualifiers) 7, Ivory Coast 3:09.23; Uganda DQ (3:07.8 est)

Teams & splits where known:

FRA	Jacques Fellice 47.4, Yann Quentrec 46.3, Hector Llatser 46.0, Aldo Canti 47.3
TCH	Miroslav Záhořák 46.9, Petr Brecka 46.1, Dusan Malovec 47.1, Ján Tomko 47.0
POL	Ryszard Wichrowski 46.9, Ryszard Szparak 46.6, Andrzej Stepien 47.1, Ryszard Podlas 46.6
JPN	Kazunori Asaba, Tomoharu Isobe, Hirofumi Koike, Susumu Takano
ESP	Juan Prado 48.0, Antonio Sánchez 46.2, Carlos Azulay 47.1, Angel Heras 46.2
KEN	Elisha Bitok 47.5, John Anzrah 46.0, James Atuti 47.1, Juma Ndiwa 46.9

CIV	Georges Kablan 47.9, Rene Djédjémel 47.0, Ayognan Nougbon 48.4, Gabriel Tiacho 46.0
UGA	John Goville, Mike Okot, Charles Mbazira, Moses Kyeswa

Semi-finals (First 4 to final) (Aug 13)

Heat 1: 1, United States 3:02.13; 2, FRG 3:04.96; 3, Poland 3:05.51; 4, Italy 3:05.70; (Non-qualifiers) 5, Canada 3:06.42; 6, Japan 3:07.11; 7, Senegal 3:09.63; 8, Hungary 3:11.08

Teams & splits:

USA	Alonzo Babers 45.66, Sunder Nix 45.15, Willie Smith 45.82, Edwin Moses 45.50
FRG	Erwin Skamrahl 45.86, Jörg Vaihinger 45.38, Edgar Nakladal 45.86, Harald Schmid 46.86
POL	Ryszard Wichrowski 47.31, Ryszard Szparak 46.23, Andrzej Stepien 46.02, Ryszard Podlas 45.95
ITA	Stefano Malinverni 47.29, Donato Sabia 46.23, Mauro Zuliani 46.52, Roberto Ribaud 45.66
CAN	Brian Saunders 47.61, Doug Hinds 46.12, Ian Newhouse 46.57, Tim Bethune 46.12
JPN	Tomoharu Isobe 47.44, Kazunori Asaba 46.48, Hirofumi Koike 47.00, Susumu Takano 46.19
SEN	Moussa Fall 1 47.77, Babacar Niang 47.26, Mathurin Barry 47.94, Amadou Dia Bâ 46.66
HUN	Gusztáv Menczer 48.89, Sándor Ujhelyi 45.15, István Takács 46.98, Sándor Vasvári 50.06

Heat 2: 1, USSR 3:03.75; 2, Great Britain & NI 3:04.03; 3, Czechoslovakia 3:04.32; 4, Sweden 3:04.32; (Non-qualifiers) 5, Brazil 3:04.46; 6, France 3:05.09; 7, Kenya 3:05.30; 8, Spain 3:09.68

Teams & splits:

URS	Sergey Lovachov 45.34, Aleksandr Troshchilo 46.44, Nikolay Chernetskiy 45.39, Viktor Markin 46.58
GBR	Kriss Akabusi 46.57, Garry Cook 46.03, Todd Bennett 45.58, Phil Brown 45.85
TCH	Miroslav Záhořák 47.05, Petr Brecka 46.01, Dusan Malovec 45.94, Ján Tomko 45.32
SWE	Tommy Johansson 46.79, Eric Josjö 45.79, Sven Nylander 45.38, Per-Ola Olsson 45.36
BRA	Antonio Ferreira 46.13, Agberto Guimarães 46.40, José Luiz Barbosa 46.14, Gerson Souza 45.79
FRA	Jacques Fellice 47.29, Yann Quentrec 46.47, Hector Llatser 45.38, Aldo Canti 45.95
KEN	David Kitur 46.66, John Anzrah 46.04, James Atuti 45.94, James Maina 46.66
ESP	Juan Prado 48.18, Antonio Sánchez 47.07, Carlos Azulay 48.06, Angel Heras 46.37

Rome 1987**Final (Sep 6)**

1,	United States	2:57.29
2,	Great Britain & NI	2:58.86
3,	Cuba	2:59.16
4,	FRG	2:59.96
5,	Kenya	3:01.67
6,	Jamaica	3:04.53
	USSR	DNF
	Nigeria	DNS

Two teams, the USA and Great Britain, were virtually level at the first changeover, but thereafter the USA pulled clear to make amends for their 1983 disaster. Any hopes the British had of challenging the USA disappeared when Antonio McKay clocked 44.20 versus Roger Black's 44.81 on the third leg. He was able to give Reynolds – now running much better than he had in the individual final – a lead of 7m. The winning time was a low-altitude world best. Great Britain broke the European record in second place.

Teams & splits:

USA	Danny Everett 45.1, Roddie Haley 44.0, Antonio McKay 44.20, Butch Reynolds 44.00
GBR	Derek Redmond 45.2, Kriss Akabusi 44.5, Roger Black 44.81, Phil Brown 44.34
CUB	Leandro Peñalver 45.2, Agustín Pavó 45.2, Lázaro Martínez 44.90, Roberto Hernández 43.88
FRG	Norbert Dobeleit 45.7, Mark Henrich 44.3, Edgar Itt 45.12, Harald Schmid 44.93
KEN	John Saina 46.2, John Anzrah 45.9, Elijah Bitok 45.45, David Kitur 44.09

JAM	Mark Senior 46.4, Devon Morris 46.7, Winthrop Graham 46.27, Bert Cameron 45.19
URS	Yevgeniy Lomtev 46.0, Vladimir Prosin DNF, Aleksandr Kurochkin, Vladimir Krylov
NGR	Moses Ugbsie, Joseph Falaye, Henry Amike, Innocent Egbunike

First round (First 4 & 4 fastest to semi-finals) (Sep 5)

Heat 1: 1, USA 3:03.00; 2, GDR 3:03.57; 3, Yugoslavia 3:03.89; 4, Nigeria 3:03.90; 5, Canada 3:04.08; 6, Spain 3:05.02; (Non-qualifiers) 7, Ivory Coast 3:05.34; 8, Ireland 3:07.18

Teams & splits where known:

USA	Danny Everett, Mike Franks, Raymond Pierre 45.39, Antonio McKay 46.83
GDR	Mathias Schersing, Michael Schimmer, Jens Carlowitz, Thomas Schönlebe
YUG	Branislav Karaulic, Slobodan Popović, Slobodan Branković, Ismail Macev
NGR	Moses Ugbsie, Joseph Falaye, Henry Amike, Innocent Egbunike
CAN	Andre Smith, Courtney Brown, John Graham, Anton Skerritt
ESP	Cayetano Cornet, Antonio Sánchez, José Alonso, Angel Heras
IVC	Akissi Kpidi, Zongo Kuya, René Djédémé, Gabriel Tiaoh
IRL	Kieran Finn, Gerry Delaney, John Barry, Peter Sinclair

Heat 2: 1, Kenya 3:02.32; 2, Cuba 3:02.62; 3, USSR 3:02.79; 4, Jamaica 3:05.11; (Non-qualifiers) 5, Czechoslovakia 3:05.44; 6, Brazil 3:05.64; 7, Argentina 3:12.96

Teams & splits where known:

KEN	John Saina, Elijah Bitok, Tito Sawe, John Anzrah
CUB	Leandro Peñalver, Agustín Pavó, Lázaro Martínez, Roberto Hernández
URS	Arkadiy Kornilov, Yevgeniy Lomtev, Vladimir Prosin, Aleksandr Kurochkin
JAM	Mark Senior, Devon Morris, Winthrop Graham, Bert Cameron
TCH	Jindřich Roun, Stanislav Navesnak, Josef Kucej, Lubos Balosak
BRA	Washington Rodrigues, Sergio Menezes, Gerson Souza, José Luiz Barbosa
ARG	Fabián Garbolini, Dardo Angerami, Luis Migueles, José Beduino

Heat 3: 1, Great Britain & NI 3:03.75; 2, Japan 3:03.86; 3, FRG 3:03.87; 4, Australia 3:04.22; 5, Italy 3:04.64; 6, France 3:04.64; (Non-qualifier) 7, Chinese Taipei 3:11.45

Teams & splits where known:

GBR	Mark Thomas, Kriss Akabusi, Todd Bennett, Phil Brown
JPN	Koichi Konakatori, Kenji Yamauchi, Hiromi Kawasumi, Susumu Takano
FRG	Peter Schwelm, Mark Henrich 46.77, Klaus Just, Edgar Itt
AUS	Robert Stone, Gary Minihan, Paul Stubbs, Darren Clark
ITA	Marcello Pantone, Vito Petrella, Andrea Montanari, Roberto Ribaud
FRA	Aldo Cantì, Jean-Jacques Boussemar, Patrick Barré, Yann Quentrec
TPE	Lin Kuang-Liang, Hsu Ruo-Ta, Lee Shiunn-Long, Lin Tsai-Tien

Semi-finals (First 4 to final) (Sep 5)

Heat 1: 1, Cuba 3:00.99; 2, Great Britain & NI 3:01.47; 3, USSR 3:01.61; 4, Nigeria 3:01.92; (Non-qualifiers) 5, Canada 3:02.90; 6, France 3:03.41; 7, Japan 3:04.86; 8, Spain 3:06.41

Teams & splits where known:

CUB	Leandro Peñalver, Agustín Pavó, Lázaro Martínez 44.98, Roberto Hernández 45.48
GBR	Mark Thomas, Kriss Akabusi, Todd Bennett, Phil Brown
URS	Arkadiy Kornilov, Yevgeniy Lomtev, Vladimir Prosin, Aleksandr Kurochkin
NGR	Moses Ugbsie, Joseph Falaye, Henry Amike, Innocent Egbunike
CAN	Andre Smith, Courtney Brown, John Graham, Anton Skerritt
FRA	Aldo Cantì, Jean-Jacques Boussemar, Patrick Barré, Yann Quentrec
JPN	Koichi Konakatori, Kenji Yamauchi, Hiromi Kawasumi, Susumu Takano
ESP	Cayetano Cornet, Antonio Sánchez, José Alonso, Angel Heras

Heat 2: 1, USA 2:59.06; 2, Kenya 3:00.73; 3, Jamaica 3:01.08; 4, FRG 3:01.18; (Non-qualifiers) 5, Yugoslavia 3:03.30; 6, Italy 3:03.91; 7, Australia 3:04.59; GDR DNF

Teams & splits where known:

USA	Danny Everett 45.3, Mike Franks 44.6, Raymond Pierre 44.7, Antonio McKay 44.5
KEN	John Saina, Elijah Bitok, David Kitur 43.9, John Anzrah
JAM	Mark Senior, Devon Morris, Winthrop Graham, Bert Cameron
FRG	Peter Schwelm, Edgar Itt, Klaus Just, Mark Henrich 44.0
ITA	Branislav Karaulic, Slobodan Popović, Slobodan Branković, Ismail Macev
YUG	Marcello Pantone, Vito Petrella, Tiziano Gemelli, Roberto Ribaud
AUS	Robert Stone, Gary Minihan, Paul Stubbs, Darren Clark
GDR	Jens Carlowitz, Frank Möller, Mathias Schersing, Thomas Schönlebe

5, Kenya	3:00.34
6, Germany	3:00.75
7, Morocco	3:04.49
8, Cuba	3:05.33

Just as the French fancied their chances in the sprint relay against the United States, so Britain hoped to cause an upset in the long relay. They and the USA were impressive heat winners, both in under three minutes. Japan found a national record of 3:01.26 insufficient for a place in the final. Both countries had rested their top runners for the final, but because of the United States' strict selection policy, the world number one – Michael Johnson – was not included as he did not run 400m in the US trials.

Britain gambled by switching individual silver medallist Black from his usual anchor position to the first leg. He gave his team an early lead, but the US went in front at halfway thanks to Quincy Watts's 43.4, the fastest split of the race. On the third leg, John Regis – the 1987 200m bronze medallist – closed the gap. This meant that the individual World Champion Antonio Pettigrew would only have a stride's advantage over 400m hurdler Kriss Akabusi.

Around the first bend, Pettigrew had to swerve to avoid a poking cameraman. The American surged at 200m, but the 32 year-old Briton followed and was able to edge ahead in the final 30m for a thrilling victory. "The guys before me did everything right," said Akabusi. "It was the big occasion and we had to grab it."

Teams & splits:

GBR	Roger Black 44.7, Derek Redmond 44.0, John Regis 44.22, Kriss Akabusi 44.59
USA	Andrew Valmon 44.9, Quincy Watts 43.4, Danny Everett 44.31, Antonio Pettigrew 44.93
JAM	Seymour Fagan 45.9, Devon Morris 44.6, Patrick O'Connor 44.81, Winthrop Graham 44.77
YUG	Dejan Jovković 46.0, Nenad Djurović 45.1, Ismail Macev 45.18, Slobodan Branković 44.09
KEN	Samson Kitur 46.1, Simon Kemboi 44.4, Charles Gitonga 44.87, Simeon Kipkemboi 44.94
GER	Klaus Just 46.9, Rico Lieder 43.9, Norbert Dobeleit 45.65, Jens Carlowitz 44.26
MAR	Abdelali Kasbane 46.48, Ali Dahane 46.68, Bouchair Belcaid 46.52, Benyounes Lahlou 44.81
CUB	Agustín Pavó 46.9, Héctor Herrera 45.3, Jorge Valentín 47.23, Lázaro Martínez 45.91

First round (First 2 & 2 fastest to final) (Aug 31)

Heat 1: 1, United States 2:59.55; 2, Jamaica 3:00.01; 3, Germany 3:00.17; (Non-qualifiers) 4, Japan 3:01.26; 5, Qatar 3:07.06; 6, Spain 3:08.39

Teams & splits where known:

USA	Jeff Reynolds 45.4, Quincy Watts 43.9, Mark Everett 44.5, Danny Everett 45.8
JAM	Howard Burnett, Devon Morris 44.2, Patrick O'Connor, Seymour Fagan
GER	Klaus Just, Rico Lieder 44.2, Norbert Dobeleit, Jens Carlowitz 44.2
JPN	Koichi Konakatori, Susumu Takano 44.0, Takahiro Watanabe, Koji Ito
QAT	Sami Jumah, Ismael Youssef, Masoud Rahman, Ibrahim Ismail 45.3
ESP	Luis Cumeillas, Antonio Sánchez, Moises Fernández, Didac Manas

Heat 2: 1, Morocco 3:02.11; 2, Cuba 3:02.29; (Non-qualifiers) 3, Italy 3:02.72; 4, Canada 3:03.68; 5, Mexico 3:09.56; France DNF

Teams & splits where known:

MAR	Abdelali Kasbane, Ali Dahane, Bouchair Belcaid, Benyounes Lahlou 44.5
CUB	Agustín Pavó, Héctor Herrera, Jorge Valentín 45.2, Lázaro Martínez
ITA	Fabio Grossi, Marco Vaccari, Alessandro Aimar, Andrea Nuti 45.0
CAN	Anthony Wilson, Mike McLean, Freddie Williams 45.2
MEX	Raymundo Escalante, Eduardo Nava 45.7, Josue Morales, Luis Karín
FRA	Andre Jaffroy, Olivier Noirot 45.1, Stéphane Diagona, Christoph Glorius

Heat 3: 1, Great Britain & NI 2:59.49; 2, Yugoslavia 2:59.95; 3, Kenya 3:00.21; (Non-qualifiers) 4, Australia 3:02.42; 5, Barbados 3:05.63

Teams & splits where known:

GBR	Ade Mafe 46.1, Derek Redmond 44.5, Mark Richardson 44.8, Kriss Akabusi 44.1
YUG	Dejan Jovković, Nenad Djurović, Ismail Macev, Slobodan Branković 44.3
KEN	Samson Kitur, Simon Kemboi, Charles Gitonga 44.2, Simeon Kipkemboi
AUS	Dean Capobianco, Paul Green, Rohan Robinson, Mark Garner 44.9
BAR	Terrence Harewood, Steven Roberts, Seibert Straughn 45.7, Michael Williams

Tokyo 1991**Final (Sep 1)**

1, Great Britain & NI	2:57.53
2, United States	2:57.57
3, Jamaica	3:00.10
4, Yugoslavia	3:00.32

Stuttgart 1993**Final (Aug 22)**

1, United States	2:54.29WR
------------------	-----------

2, Kenya	2:59.82
3, Germany	2:59.99
4, France	3:00.09
5, Russia	3:00.44
6, Cuba	3:00.46
7, Jamaica	3:01.44
8, Bulgaria	3:05.35

The disappointments of 1991 were quickly forgotten when a United States squad which included history's three fastest men obliterated the world record. Valmon (44.5) had built up a 10m lead after the first exchange, and sub-44 splits by Watts and Reynolds quadrupled this. The baton was then passed to Johnson, who appeared to run a conservative first 200m before letting rip in the last half lap. A hurried comparison of the photo-cell time at the "bell" and the finishing time of 2:54.29 revealed that Johnson had run quicker than 43 seconds. His time was confirmed as 42.94.

Individual bronze medallist Kitur clocked the fastest non-US split of the race to win silver for Kenya, while 1987 individual champion Schönlebe held on to win a bronze for Germany. Defending Champions Britain were eliminated in the heats.

The winning mark stood as a world record until a United States team clocked 2:54.20 at the 1998 Goodwill Games, then in 2008 the later mark was cancelled due to the involvement of Antonio Pettigrew who admitted to doping violations between 1997 and 2003. An unsanctioned Pettigrew also contributed to the US victory in Stuttgart with his second leg run in the heats.

Teams & splits:

USA	Andrew Valmon 44.5, Quincy Watts 43.6, Butch Reynolds 43.23, Michael Johnson 42.94
KEN	Kennedy Ochieng 46.2, Simon Kemboi 45.3, Abednego Matili 44.56, Samson Kitur 43.75
GER	Rico Lieder 45.5, Karsten Just 45.3, Olaf Hense 44.98, Thomas Schönlebe 44.21
FRA	Jean-Louis Rapnouil 45.5, Pierre-Marie Hilaire 45.5, Jacques Farradière 44.86, Stéphane Diagona 44.19
RUS	Dmitriy Kliger 45.72, Dmitriy Kosov 45.09, Mikhail Vodvin 44.73, Dmitriy Golovastov 44.90
CUB	Iván García 46.6, Héctor Herrera 45.5, Norberto Téllez 44.30, Roberto Hernández 44.12
JAM	Patrick O'Connor 46.0, Dennis Blake 45.5, Danny McFarlane 45.32, Greg Haughton 44.55
BUL	Stanislav Georgiev 46.2, Tsvetoslav Stankulov 46.2, Kiril Raykov 45.99, Anton Ivanov 47.03

First round (First 2 & 2 fastest to final) (Aug 21)

Heat 1: 1, Germany 3:01.26; 2, Bulgaria 3:01.61; 3, Jamaica 3:01.70; (Non-qualifiers) 4, Great Britain & NI 3:02.15; 5, New Zealand 3:05.84; 6, Thailand 3:06.80

Teams & splits:

GER	Karsten Just 46.1, Rico Lieder 45.0, Olaf Hense 45.39, Thomas Schönlebe 44.79
BUL	Stanislav Georgiev 45.9, Tsvetoslav Stankulov 46.0, Kiril Raykov 45.07, Anton Ivanov 44.66
JAM	Patrick O'Connor 46.5, Dennis Blake 45.1, Danny McFarlane 45.83, Greg Haughton 44.24
GBR	Du'aine Ladejo 46.0, Guy Bullock 45.8, Wayne McDonald 46.24, Ade Mafe 44.16
NZL	Shaun Farrell 47.3, Nick Cowan 45.6, Darren Dale 46.80, Mark Keddell 46.08
THA	Chanand Kenchan 47.7, Sakron Tongtip 46.8, Wirwat Poomipak 47.62, Yuthana Tonglek 46.46

Heat 2: 1, United States 2:58.72; 2, France 3:01.70; (Non-qualifiers) 3, Japan 3:02.43; 4, Algeria 3:03.63; 5, Mexico 3:08.37; Trinidad & Tobago DNS

Teams & splits:

USA	Andrew Valmon 45.1, Antonio Pettigrew 44.0, Derek Mills 44.65, Michael Johnson 44.96
FRA	Jacques Farradière 45.9, Pierre-Marie Hilaire 45.2, Olivier Noirt 45.37, Jean-Louis Rapnouil 45.19
JPN	Masayoshi Kan 46.9, Shunji Karube 45.1, Yoshiniko Saito 45.23, Tomonari Ono 45.12
ALG	Amar Hecini 45.8, Ismail Mariche 46.2, Kamel Talhaoui 46.51, Sadek Boumendil 45.08
MEX	Raymundo Escalante 47.8, Juan Vallin 45.6, Josue Morales 47.81, Luis Toledo 47.20
TTO	No declaration

Heat 3: 1, Kenya 3:00.82; 2, Cuba 3:01.36; 3, Russia 3:01.51; (Non-qualifiers) 4, Italy 3:01.85; 5, Nigeria 3:02.64; Uganda DNS

Teams & splits:

KEN	Abednego Matili 45.5, Simon Kemboi 45.9, Samson Kitur 44.49, Kennedy Ochieng 44.94
CUB	Lázaro Martínez 46.9, Héctor Herrera 45.5, Norberto Téllez 44.69, Roberto Hernández 44.32

RUS	Dmitriy Kliger 45.6, Dmitriy Kosov 45.4, Innokentiy Zharov 45.61, Dmitriy Golovastov 44.86
ITA	Andrea Nuti 46.4, Andrea Montanari 45.4, Alessandro Aimar 44.78, Marco Vaccari 45.31
NGR	Hassan Bossu 47.2, Emmanuel Okoli 45.9, Victor Omagbemi 45.43, Sunday Bada 44.11
UGA	No declaration

Gothenburg 1995

Final (Aug 13)

1, United States	2:57.32
2, Jamaica	2:59.88
3, Nigeria	3:03.18
4, Great Britain & NI	3:03.75
5, Poland	3:03.84
6, Cuba	3:07.65
Germany	DQ (r163.3) (3:03.5est)
Kenya	DNS

Even without Reynolds and Johnson, the individual gold and silver medallists, the USA won their heat in 2:58.23. Close behind were Jamaica, for whom Davian Clarke, a junior, clocked 43.7. The two teams dominated the final. At halfway the USA were around five metres ahead, but on the third stage Reynolds put them out of reach, clocking 43.74 on a day when no-one else broke 44.1. The next fastest in the race was Michael Johnson's 44.11 anchor for the USA. A strong anchor leg by Bada put Nigeria into third place.

Teams & splits:

USA	Marton Ramsey 44.9, Derek Mills 44.6, Butch Reynolds 43.74, Michael Johnson 44.11
JAM	Michael McDonald 46.0, Davian Clarke 44.1, Danny McFarlane 44.97, Greg Haughton 44.84
NGR	Udeme Ekpeyong 46.7, Kunle Adejuyigbe 46.7, Jude Monye 45.11, Sunday Bada 44.64
GBR	David McKenzie 46.93, Mark Hylton 45.61, Adrian Patrick 45.87, Roger Black 45.34
POL	Piotr Rysylikiewicz 47.2, Paweł Januszewski 45.7, Robert Maćkowiak 45.25, Tomasz Jedrusik 45.71
CUB	José Pérez 47.6, Jorge Crusellas 45.8, Omar Mena 46.66, Norberto Téllez 47.62
GER	Uwe Jahn 46.6, Karsten Just 45.9, Kai Karsten 45.49, Rico Lieder 45.49
KEN	Samson Kitur, Julius Chepkwony, Kennedy Ochieng, Charles Gitonga

First round (First 2 & 2 fastest to final) (Aug 12)

Heat 1: 1, United States 2:58.23; 2, Jamaica 2:58.29; 3, Germany 3:00.25; (Non-qualifiers) 4, Japan 3:01.46; 5, Italy 3:02.01; 6, Bahamas 3:02.85; 7, Mexico 3:07.22

Teams & splits:

USA	Marton Ramsey 44.6, Derek Mills 44.0, Kevin Lyles 44.41, Darnell Hall 45.22
JAM	Michael McDonald 45.1, Davian Clarke 43.8, Dennis Blake 44.80, Danny McFarlane 44.60
GER	Uwe Jahn 45.8, Karsten Just 44.8, Kai Karsten 44.82, Rico Lieder 44.82
JPN	Shunji Karube 45.4, Yoshiniko Saito 45.3, Kazuhiko Yamazaki 45.47, Masayoshi Kan 45.32
ITA	Marco Vaccari 46.3, Laurent Ottoz 45.6, Alessandro Aimar 45.19, Andrea Nuti 44.96
BAH	Troy McIntosh 46.1 (estimate), Dennis Darling 45.6, Timothy Munnings 45.51, Carl Oliver 45.65
MEX	Alejandro Cárdenas 46.3, Juan Vallin 47.1, Alberto Araújo 47.12, Raymundo Escalante 46.73

Heat 2: 1, Kenya 3:00.81; 2, Cuba 3:01.82; (Non-qualifiers) 3, Australia 3:03.07; 4, Switzerland 3:03.91; 5, Senegal 3:05.15; 6, France 3:09.46; Saudi Arabia DNF

Teams:

KEN	Samson Kitur 45.9, Abednego Matili 45.2, Julius Chepkwony 45.07, Charles Gitonga 44.64
CUB	Iván García 46.8, Jorge Crusellas 45.2, Omar Mena 45.20, Norberto Téllez 44.62
AUS	Rohan Robinson 46.5, Michael Joubert 45.3, Mark Ladbrook 45.85, Paul Greene 45.41
SUI	Laurent Clerc 47.0, Kevin Widmer 45.4, Alain Rohr 46.85, Matthias Rusterhof 44.69
SEN	Diarra Moustapha 47.5, Ibrahima Wade 45.9, Ibou Faye 46.11, Hachim Ndiaye 45.61
FRA	Jacques Farradière 46.7, Pierre-Marie Hilaire 50.7, Marc Foucan 46.45, Jean-Louis Rapnouil 45.58
KSA	Salah Al-Nassri DNF, Mohammed Al-Bishy, Hashim Al-Sharfa, Hadi Al-Somaily

Heat 3: 1, Nigeria 3:01.09; 2, Great Britain & NI 3:01.22; 3, Poland 3:01.38; (Non-qualifiers) 4, South Africa 3:01.51; 5, Zimbabwe 3:04.86; 6, New Zealand 3:06.39; Trinidad & Tobago DNS

Teams & splits:

NGR	Udemé Ekpeyong 45.9, Jude Monye 44.3, Kunle Adejuyigbe 47.10, Sunday Bada 43.79
GBR	David McKenzie 46.1, Adrian Patrick 45.6, Mark Hyton 45.24, Mark Richardson 44.29
POL	Piotr Rysiukiewicz 46.2, Paweł Januszewski 45.2, Robert Maćkowiak 44.93, Tomasz Jedrusik 45.01
RSA	Hermanus de Jager 46.3, Arnaud Malherbe 44.9, Riaan Dempers 45.36, Bobang Phiri 44.95
ZIM	Arnold Payne 47.0, Savieri Ngidhi 46.9, Tawanda Chiwira 45.36, Ken Harnden 45.58
NZL	Callum Taylor 47.3, Nick Cowan 46.2, Mark Wilson 46.09, Robert Hanna 46.76
TTO	No declaration

Athens 1997

Final (Aug 10)

1,	Great Britain & NI	2:56.65
2,	Jamaica	2:56.75
3,	Poland	3:00.26
4,	South Africa	3:00.26
5,	France	3:01.06
6,	Zimbabwe	3:01.43
7,	Italy	3:01.52
	United States	DQ (r41.1) (2:56.47)

British hopes of another famous victory over the USA, as in the 1936 Olympics and 1991 World Championships, were boosted by the news that Michael Johnson was not running, but in a tense race the Americans prevailed and the Jamaicans (setting a national record) were also a major factor with little more than a stride covering the three team s at the finish. Poland, who had lowered their national record to inside 3 min in the heats, placed a distant fourth.

That's how the result stood until 2008, when Antonio Pettigrew admitted doping violations and gave the IAAF no choice but to disqualify the USA and redistribute the medals. With Britain as rightful champions, the record number of different countries winning golds in Athens was increased by one to 26.

It was Pettigrew who gave his team a big lead on the second stage thanks to a 43.1 clocking. Black moved into second for Britain before fading and being passed by Jamaica's Haughton (44.4) some 10m behind the American. Baulch (44.08) ran a spectacular first 200 to take the lead for Britain on the third leg before the lactic acid got to work and he was re-passed by Jones with McFarlane a close third. The placings stayed the same on the anchor leg although Britain's Richardson (43.57) and Jamaica's Clarke (43.51) closed up on Washington (44.00).

Teams & splits:

GBR	Iwan Thomas 44.8, Roger Black 44.2, Jamie Baulch 44.08, Mark Richardson 43.57
JAM	Michael McDonald 44.5, Greg Haughton 44.4, Danny McFarlane 44.37, Davian Clarke 43.51
POL	Tomasz Czubak 45.3, Piotr Rysiukiewicz 45.1, Piotr Haczek 45.14, Robert Maćkowiak 44.78
RSA	Arnaud Malherbe 46.42, Hezekiel Sepeng 44.77, Hendrick Mokganyetsi 45.21, Llewellyn Herbert 43.86
FRA	Jean-Louis Rapnouil 46.6, Marc Foucan 44.7, Fred Mango 45.25, Stéphane Diagona 44.56
ZIM	Tawanda Chiwira 45.9, Phillip Mukomana 45.7, Savieri Ngidhi 45.71, Ken Harnden 44.09
ITA	Ashraf Saber 45.6, Marco Vaccari 45.4, Andrea Nuti 45.90, Fabrizio Mori 44.56
USA	Jerome Young 44.6, Antonio Pettigrew DQ (r40.8) (43.1), Chris Jones 44.80, Tyree Washington 44.00

First round (First 2 & fastest to final) (Aug 9)

Heat 1: 1, Great Britain & NI 3:00.19; 2, France 3:01.76; (Non-qualifiers) 3, Austria 3:02.95; 4, Nigeria 3:04.19; 5, Algeria 3:05.22; 6, Spain 3:05.40; 7, Botswana 3:05.96

Teams & splits:

GBR	Mark Hyton 46.14, Roger Black 44.33, Jamie Baulch 44.53, Iwan Thomas 45.19
FRA	Jean-Louis Rapnouil 45.6, Marc Foucan 45.6, Fred Mango 44.79, Stéphane Diagona 45.81
AUT	Christoph Postinger 46.0, Thomas Griesser 46.8, Andreas Rechbauer 45.54, Rafik Elouardi 44.63
NGR	Ayuba Machen 47.6, Mathias Ogbeta 46.1, Udemé Ekpenyong 45.36, Clement Chukwu 45.15

ALG	Samir-Adel Louahla 46.3, Kamel Talhaoui 45.9, Malik Louahla 46.54, Amar Hecini 46.47
ESP	Cesar Martínez 47.9, Antonio Andrés 45.9, Pablo Vallejo 46.14, David Canal 45.49
BOT	Justice Dipeba 47.7, Lulu Basinyi 46.5, Rampa Moswey 45.84, Johnson Kubisa 45.94

Heat 2: 1, Poland 2:59.91; 2, Jamaica 2:59.98; 3, South Africa 3:00.58; (Non-qualifiers) 4, Russia 3:03.35; 5, Latvia 3:04.30; 6, Greece 3:05.43

Teams & splits:

POL	Tomasz Czubak 45.4, Piotr Rysiukiewicz 44.8, Piotr Haczek 44.82, Robert Maćkowiak 44.88
JAM	Linal Laird 46.2, Davian Clarke 43.9, Greg Haughton 44.84, Danny McFarlane 45.07
RSA	Arnaud Malherbe 46.6, Hezekiel Sepeng 44.6, Hendrick Mokganyetsi 45.27, Llewellyn Herbert 44.10
RUS	Mikhail Vdovin 47.1, Innokentiy Zharov 45.0, Dmitry Golovostov 46.21, Ruslan Mashchenko 45.46
LAT	Sergey Inšakovs 45.9, Eģis Tebelis 45.9, Einārs Tupurītis 46.56, Inguns Svīklins 45.93
GRE	Panayiotis Sarris 47.1, Kostas Mournoulidis 45.5, Giorgios Batsikas 46.84, Periklis Iakovakis 45.99

Heat 3: 1, Zimbabwe 3:00.79; 2, Italy 3:01.75; (Non-qualifiers) 3, Japan 3:03.85; 5, Switzerland 3:05.34; 4, Czech Republic 3:05.65, United States DQ (r41.1) (2:59.78) (Qualified for final but disqualified in retrospect)

Teams & splits:

ZIM	Tawanda Chiwira 46.2, Phillip Mukomana 44.6, Savieri Ngidhi 45.79, Ken Harnden 44.20
ITA	Ashraf Saber 46.0, Marco Vaccari 44.9, Andrea Nuti 45.53, Fabrizio Mori 45.28
JPN	Shunji Karube 45.5, Seiji Inagaki 45.6, Hiroyuki Hayashi 45.38, Shigeazu Omori 47.41
SUI	Laurent Clerc 46.0, Kevin Widmer 45.1, Mathias Rusterholz 44.57, Marcel Schelbert 49.66
CZE	Jan Poděbráský 46.3, Jiří Svěnek 46.7, Jan Stejfa 45.63, Jiří Mužik 47.04
USA	Jerome Young 45.2, Antonio Pettigrew DQ (r40.8) (43.7), Chris Jones 44.71, Allen Johnson 46.19

Seville 1999

Final (Aug 29)

1,	Poland	2:58.91
2,	Jamaica	2:59.34
3,	South Africa	3:00.20
4,	France	3:00.59
5,	Russia	3:00.98
6,	Bahamas	3:02.74
7,	Senegal	3:03.80
	United States	DQ (r41.1) (2:56.45)

Although without the injured Jerome Young, the Americans were still a class apart, leading throughout from Poland and Jamaica. Davis and Pettigrew combined to reach halfway three metres clear of Poland and Taylor seized the opportunity to atone for his 400m hurdles debacle by pulling far away with a 43.92 leg. Johnson pattered around in 43.49 for the seventh-quickest ever time of 2:56.45. That originally brought his World Championships gold medal tally to a record-breaking nine, but of course the presence of Antonio Pettigrew meant that Johnson and his compatriots would be ultimately stripped of their medals for the second World Championships in succession.

Conspicuous by their absence from the final were Britain who, despite a 44.24 anchor by Baulch, failed to qualify after a decision to rest Mark Richardson.

Teams & splits:

POL	Tomasz Czubak 45.0, Robert Maćkowiak 44.3, Jacek Bocian 44.90, Piotr Haczek 44.70
JAM	Michael McDonald 46.13, Greg Haughton 44.65, Danny McFarlane 44.68, Davian Clarke 43.88
RSA	Jopie van Oudtshoorn 46.5, Hendrick Mokganyetsi 44.5, Adriaan Botha 45.43, Arnaud Malherbe 43.78
FRA	Pierre-Marie Hilaire 46.2, Marc Foucan 44.7, Marc Raquil 45.11, Fred Mango 44.62
RUS	Danilii Shekin 46.2, Andrey Semyonov 44.8, Valentin Kulbatskiy 45.30, Dmitriy Golovastov 44.69
BAH	Timothy Munnings 46.5, Troy McIntosh 45.6, Carl Oliver 46.01, Chris Brown 44.64
SEN	Ousmane Niang 47.2, Assane Diallo 46.2, Ibou Faye 45.45, Ibrahima Wade 44.92
USA	Jerome Davis 45.2, Antonio Pettigrew DQ (r40.8) (43.8), Angelo Taylor 43.92, Michael Johnson 43.49

First round (First 2 & 2 fastest to final) (Aug 28)

Heat 1: 1, Bahamas 3:01.17; 2, France 3:01.31; (Non-qualifiers) 3, Great Britain & NI 3:02.21; 4, Japan 3:02.50; 5, Spain 3:02.85; 6, Australia 3:04.78; 7, Canada 3:05.60; Saudi Arabia DQ (r163.3) (3:08.00)

Teams & splits:

BAH	Timothy Munnings 46.0, Troy McIntosh 44.8, Carl Oliver 45.33, Chris Brown 45.04
FRA	Pierre-Marie Hilaire 45.8, Marc Foucan 44.9, Marc Raquil 45.12, Fred Mango 45.54
GBR	Geoff Dearman 46.3, Mark Hylton 45.9, Jared Deacon 45.81, Jamie Baulch 44.24
JPN	Jun Osakada 45.8, Koji Ito 45.0, Kenji Tabata 45.26, Kazuhiko Yamazaki 46.42
ESP	Antonio Andrés 46.40, Juan Trull 45.81, Andrés Martínez 46.30, David Canal 44.34
AUS	Patrick Dwyer 46.3, Brad Jamieson 45.9, Scott Thom 46.35, Mark Moresi 46.26
CAN	Shane Niemi 46.0, Alexandre Marchand 45.4, Byron Goodwin 47.41, Monte Raymond 46.78
KSA	Hamdan Al-Bishi 46.5, Mohammed Al-Bishi 46.6, Hamed Al-Bishi 47.86, Hadi Al-Somaily 47.07

Heat 2: 1, United States 3:00.79; 2, Senegal 3:02.53; (Non-qualifiers) 3, Germany 3:02.68; 4, Brazil 3:05.70; 5, Ireland 3:05.81; Hungary DNF; Nigeria DQ (r163.3) (3:01.16) & Botswana DQ (r170.19) (3:05.38)

Teams & splits:

USA	Jerome Davis 44.8, Joey Woody 45.3, Danny McCray 45.06, Angelo Taylor 45.60
SEN	Ousmane Niang 46.5, Ibou Faye 45.7, Sall Alpha Babacar 45.53, Ibrahim Wade 44.82
GER	Maik Liebe 46.8, Marco Krause 45.1, Ruwen Faller 45.70, Thomas Goller 45.13
BRA	Cleverson da Silva 47.4, Anderson dos Santos 45.9, Eronilde de Araújo 47.29, Sanderlei Parrela 45.11
IRL	Gary Ryan 46.6, Paul McBurney 46.5, Tomas Coman 46.76, Paul McKee 45.97
HUN	Péter Nyilasi 46.60, Balázs Korányi 46.04, Zsolt Szegetl 45.16, Tibor Bédi DNF
NGR	Udemé Ekpeyong 45.7, Jude Monye 44.9, Fidelis Gadzama 45.36, Sunday Bada 45.16
BOT	Rampa Mosweu 46.8, Lulu Basinyi 46.7, Carlifonia Molefe 46.55, Johnson Kubisa 45.36

Heat 3: 1, South Africa 3:00.77; 2, Poland 3:00.86; 3, Jamaica 3:01.38; 4, Russia 3:01.51; (Non-qualifiers) 5, Switzerland 3:02.46; 6, Slovenia 3:02.70; 7, Greece 3:04.07; 8, Zimbabwe 3:07.69

Teams & splits:

RSA	Jopie van Oudtshoorn 46.4, Hendrik Mokganyetsi 44.5, Adriaan Botha 45.16, Arnaud Malherbe 44.75
POL	Robert Maćkowiak 45.6, Jacek Bocian 45.2, Piotr Długosielski 45.69, Piotr Haczek 44.33
JAM	Paxton Coke 46.5, Davian Clarke 44.1, Omar Brown 45.72, Michael McDonald 45.05
RUS	Daniil Shekin 46.0, Andrey Semyonov 44.6, Valentin Kulbatskiy 45.57, Dmitry Golovastov 45.38
SUI	Laurent Clerc 46.55, Matthias Rusterholz 45.28, Alain Rohr 45.72, Marcel Schelbert 44.91
SLO	Miro Kocuvan 47.2, Boštjan Horvat 45.8, Joze Vrtcic 45.30, Matija Sestak 44.41
GRE	Panayiótis Sarris 46.6, Anastásios Goutsis 45.1, Yeórgos Doupís 46.66, Periklis Iakovákis 45.67
ZIM	Temba Ncube 46.8, Phillip Mukomana 45.7, Savieri Ngidhi 46.28, Ken Hamden 48.88

Edmonton 2001**Final (Aug 12)**

1,	Bahamas	2:58.19
2,	Jamaica	2:58.39
3,	Poland	2:59.71
4,	Brazil	3:01.09
5,	Great Britain & NI	3:01.26
6,	Spain	3:02.24
7,	Germany	3:03.52
	United States	DQ (r41.1) (2:57.54)

For the third consecutive World Championships, Pettigrew ran a sub-44 second leg to help the US to victory. Of course, their win was cancelled when in 2008 Pettigrew admitted he had been taking drugs at the time. The United States performance in the heats (without Pettigrew) was also annulled due to the presence of Jerome Young who in 2009 was given a retrospective life ban dating back to 1999.

The race had developed into a three-way battle between the

Bahamas, the USA and Jamaica. It was Bahamas who led from the start, having put their individual champion, Moncur, on leg 1. They continued to lead until the last changeover, by which time Brew had overtaken McIntosh with Jamaica close behind.

The US Anchor was hurdler Taylor, who had failed to reach the final of his event. He made amends by holding the lead to the finish and clocking the fastest split of the race, 43.71. Behind him, Haughton moved Jamaica into second spot before Munnings fought back to earn Bahamas silvers, medals which would eventually turn to gold.

Teams & splits:

BAH	Avard Moncur 45.1, Chris Brown 44.5, Troy McIntosh 44.42, Timothy Munnings 44.13
JAM	Brandon Simpson 45.71, Christopher Williams 44.50, Greg Haughton 43.88, Danny McFarlane 44.30
POL	Rafał Wieruszewski 46.0, Piotr Haczek 44.1, Piotr Długosielski 45.10, Piotr Rysukiewicz 44.50
BRA	Valdinei da Silva 46.8, Anderson dos Santos 44.8, Flávio Godoy 44.80, Sanderlei Parrela 44.66
GBR	Iwan Thomas 45.8, Jamie Baulch 44.4, Tim Benjamin 45.85, Mark Richardson 45.17
ESP	Iván Rodríguez 47.1, David Canal 44.5, Antonio Andrés 45.82, Antonio Reina 44.77
GER	Marc-Alexander Scheer 47.6, Ruwen Faller 45.2, Lars Figura 46.88, Ingo Schultz 43.78
USA	Leonard Byrd 45.9, Antonio Pettigrew DQ (r40.8) (43.9), Derrick Brew 44.03, Angelo Taylor 43.71

First round (First 2 & 2 fastest to final) (Aug 11)

Heat 1: 1, Great Britain & NI 3:00.96; 2, Germany 3:01.33; 3, Spain 3:01.42; (Non-qualifiers) 4, Japan 3:02.75; 5, Sweden 3:04.02; 6, Canada 3:04.87; United States DQ (r41.1) (3:00.07); (Qualified for final but disqualified in retrospect)

Teams & splits:

GBR	Mark Hylton 46.0, Iwan Thomas 45.0, Tim Benjamin 45.46, Mark Richardson 45.02
GER	Ingo Schultz 44.8, Ruwen Faller 45.5, Marc-Alexander Scheer 45.70, Lars Figura 45.33
ESP	Iván Rodríguez 46.0, David Canal 44.1, Antonio Andrés 45.88, Antonio Reina 45.48
JPN	Kenji Tabata 46.7, Jun Osakada 44.6, Dai Tamesue 45.99, Ryuji Muraki 45.49
SWE	Johan Wissman 46.4, Jimisola Laursen 45.4, Mikael Jakobsson 46.10, Magnus Aare 46.10
CAN	Shane Niemi 46.9, Gary Reed 45.4, Lawrence Ringwald 46.51, Jean-Marie Luce 46.06
USA	Jerome Young DQ (r40.8) (45.2), Andrew Pierce 44.7, Leonard Byrd 44.35, Derrick Brew 45.80

Heat 2: 1, Brazil 3:00.75; 2, Jamaica 3:00.97; (non-qualifiers) 3, France 3:01.65; 4, Russia 3:01.95; 5, Botswana 3:03.32; 6, Czech Republic 3:04.27; Sri Lanka DNS

Teams & splits:

BRA	Claudinei da Silva 46.3, Anderson dos Santos 45.0, Flávio Godoy 44.87, Sanderlei Parrela 44.64
JAM	Michael Blackwood 46.2, Brandon Simpson 44.5, Mario Watts 45.82, Danny McFarlane 44.44
FRA	Marc Raquil 46.2, Marc Foucan 45.1, Philippe Bouche 45.47, Stéphane Diagona 44.92
RUS	Vitaliy Ignatov 46.6, Ruslan Mashchenko 44.8, Dmitry Golovastov 45.17, Andrey Semyonov 45.41
BOT	Lulu Basinyi 46.6, Otukile Lekote 45.7, Johnson Kubisa 45.59, California Molefe 45.39
CZE	Karel Blaha 46.7, Radek Zachoval 45.2, Stephan Tesarik 46.20, Jiří Mužik 46.22
SRI	Rohan Pradeep Kumara, Ranga Wimalawansa, Prasanna Sampath Amarasekara, Hariyan Ratnayake

Heat 3: 1, Bahamas 3:00.88; 2, Poland 3:01.32; (non-qualifiers) 3, South Africa 3:01.70; 4, Ukraine 3:02.35; 5, Mexico 3:03.19; 6, Saudi Arabia 3:04.22; 7, Ireland 3:04.26; 8, Venezuela 3:05.37

Teams & splits:

BAH	Troy McIntosh 46.5, Avard Moncur 43.7, Carl Oliver 45.58, Timothy Munnings 45.08
POL	Rafał Wieruszewski 46.0, Piotr Haczek 44.4, Jacek Bocian 45.78, Piotr Rysukiewicz 45.11
RSA	Marcus la Grange 45.4, Jopie van Oudtshoorn 45.6, Alwyn Myburgh 45.21, Arnaud Malherbe 45.51
UKR	Aleksandr Kaydash 46.8, Andriy Tverdstop 44.8, Volodymyr Rybalka 45.73, Yevgeniy Zyukov 45.01
MEX	Alejandro Cárdenas 45.7, Oscar Juarez 45.2, Roberto Carbajal 46.68, Juan Pedro Toledo 45.60
KSA	Hamdan Al-Bishi 45.8, Hamed Al-Bishi 45.9, Belal Al-Housah 46.60, Hadi Al-Somaily 45.85
IRL	Robert Daly 46.9, Tom Comyns 46.7, Paul McKee 45.83, Tomas Coman 45.05
VEN	Dany Núñez 47.14, Simoncito Silvera 46.74, Jonathan Palma 45.84, William Hernández 45.65

Paris 2003

Final (Aug 31)

1, France	2:58.96
2, Jamaica	2:59.60
3, Bahamas	3:00.53
4, Great Britain & NI	3:01.00
5, Spain	3:02.50
6, Greece	3:02.56
7, Japan	3:03.15
United States	DQ (r41.1) (2:58.88)

The United States had the individual gold and silver medalists but were not able to shake off powerful squads from France and Jamaica. Washington (44.6) put the US into a narrow lead after leg 2. Brew widened this advantage to 10m during his 44.67 run but by the end of it Clarke had put Jamaica in front with his 44.04. France were in contact so Blackwood, Young, and the exciting Raquil (4-1-3 in the original result of the individual final) were to battle it out on the last leg. Blackwood was passed by Young on the last bend. Raquil them moved through to challenge but could not quite catch the individual World Champion, despite splitting 44.15 compared with Young's 44.31.

As in the other Paris men's relay, doping revelations were to affect the final outcome. In 2004 a doping violation of Calvin Harrison was confirmed. He had failed a test at the US Championships of June 2003 and a suspension of two years was imposed in retrospect. All his results since that date were annulled, including Paris where he had placed sixth individually and ran the opening leg for the winning United States team. The relay golds therefore went to the French team including Stéphane Diagana who in fact retired in July 2004, one week before the news broke that he had become a World Champion. In 2009 it was confirmed that US anchorman Young should also be disqualified from Paris. Both Tyree Washington (1997 & 2003) and Derrick Brew (2001 & 2003) forfeited a pair of world relay golds through no fault of their own.

One beneficiary of the disqualifications was McFarlane of Jamaica, who in Paris effectively and uniquely claimed a fifth successive world silver.

Teams & splits:

FRA	Leslie Djhone 45.4, Naman Keita 44.7, Stéphane Diagana 44.69, Marc Raquil 44.15
JAM	Brandon Simpson 45.4, Danny McFarlane 45.1, Davian Clarke 44.04, Michael Blackwood 45.06
BAH	Avard Moncur 44.6, Dennis Darling 46.1, Nathaniel McKinney 45.54, Chris Brown 44.36
GBR	Ian Mackie 46.4, Sean Baldock 44.8, Chris Rawlinson 45.01, Daniel Caines 44.72
ESP	Iván Rodríguez 46.7, David Canal 44.5, Salvador Rodríguez 45.49, Antonio Manuel Reina 45.78
GRE	Stilianós Dimótsios 46.63, Anastásios Góusis 45.39, Panayiótis Sarris 45.54, Periklis Iakovákis 45.00
JPN	Yuki Yamaguchi 45.7, Takahiko Yamamura 45.4, Kenji Tabata 46.82, Mitsuhiro Sato 45.28
USA	Calvin Harrison DQ (r40.8) (45.2), Tyree Washington 44.6, Derrick Brew 44.75, Jerome Young DQ (r40.8) (44.31)

First round (First 2 & fastest to final) (Aug 30)

Heat 1: 1, Bahamas 3:01.33; 2, Spain 3:02.26; (Non-qualifiers) 3, Australia 3:02.89; 4, Germany 3:04.72; Saudi Arabia DQ (r170.19) (3:02.94); Belarus DQ (r163.3) (3:05.52); United States DQ (r41.1) (3:00.98) (Qualified for final but disqualified in retrospect)

Teams & splits:

BAH	Avard Moncur 45.2, Nathaniel McKinney 45.4, Carl Oliver 45.96, Chris Brown 44.79
ESP	Iván Rodríguez 46.3, David Canal 44.7, Salvador Rodríguez 45.41, Antonio Manuel Reina 45.88
AUS	John Steffensen 46.8, Clinton Hill 44.3, Paul Pearce 45.49, Mark Ormrod 46.22
GER	Ingo Schultz 45.7, Sebastian Gatzka 46.1, Ruwen Faller 45.72, Bastian Swillims 47.21
KSA	Hamed Al-Bishi 46.2, Hadi Al-Somally 46.2, Mohammed Al-Salhi 45.06, Hamdan Al-Bishi 45.45
BLR	Aleksandr Yelistratov 46.4, Yevgeniy Mikheyko 47.4, Leonid Verzhinin 45.68, Sergey Kozlov 46.12
USA	Calvin Harrison DQ (r40.8) (44.9), Mitch Potter 44.4, Adam Steele 45.54, Derrick Brew 46.08

Heat 2: 1, Jamaica 3:01.37; 2, Greece 3:02.31; 3, Japan 3:02.35; (Non-qualifiers) 4, Canada 3:02.97; 5, Romania 3:06.42; 6, Botswana 3:07.91; Nigeria DQ (r170.20) (3:06.30)

Teams & splits:

JAM	Michael Campbell 45.0, Brandon Simpson 45.7, Lanceford Spence 45.78, Davian Clarke 44.92
GRE	Stilianós Dimótsios 46.7, Anastásios Góusis 46.6, Panayiótis Sarris 45.08, Periklis Iakovákis 44.93
JPN	Yuki Yamaguchi 45.8, Takahiko Yamamura 45.5, Jun Osakada 45.98, Mitsuhiro Sato 45.09
CAN	Tyler Christopher 46.1, Shane Niemi 45.1, Gary Reed 45.35, Keston Nelson 46.39
ROU	Florin Suciú 47.9, Alexandru Mardan 46.3, Alexandru Cristea 46.79, Ioan Vieru 45.5
BOT	Oganeditse Moseki 46.7, Johnson Kubisa 45.3, Kagiso Kilego 48.9, Gaolilela Salang 47.1
NGR	Musa Audu 46.8, Bolaji Lawal 46.9, Godday James 46.41, Abayomi Agundiabe 46.13

Heat 3: 1, France 3:01.79; 2, Great Britain & NI 3:02.22; (Non-qualifiers) 3, South Africa 3:03.05; 4, Russia 3:03.62; 5, Ireland 3:04.31; Dominican Republic DQ (r170.20) (3:01.98); Kenya DQ (r170.20) (3:04.37); Sri Lanka DQ (r170.20) (3:05.19)

Teams & splits:

FRA	Ahmed Douhou 46.8, Naman Keita 44.1, Stéphane Diagana 45.84, Marc Raquil 44.98
GBR	Tim Benjamin 45.9, Sean Baldock 45.5, Ian Mackie 46.00, Daniel Caines 44.84
RSA	Marcus La Grange 46.3, Ockert Cilliers 45.6, Alwyn Myburgh 45.72, Paul Gorries 45.47
RUS	Anton Galkin 46.8, Aleksandr Usov 45.3, Andrey Rudnitskiy 46.34, Ruslan Mashchenko 45.17
IRL	Paul McKeek 46.6, Gary Ryan 45.8, David McCarthy 45.72, David Gillick 46.19
DOM	Arismedy Peguero 46.2, Carlos Santa 45.2, José Peralta 46.49, Felix Sánchez 44.07
KEN	Vincent Mumo Kiulu 46.4, Joseph Mutua 45.6, Victor Kibet 47.58, Ezra Sambu 44.8
SRI	Prasanna Sampath Amarasekara 47.3, Rohan Pradeep Kumara 46.13, Ranga Wimalawansa 46.13, Sugath Thilakarathne 45.63

Helsinki 2005

Final (Aug 14)

1, United States	2:56.91
2, Bahamas	2:57.32
3, Jamaica	2:58.07
4, Great Britain & NI	2:58.82
5, Poland	3:00.58
6, France	3:03.10
7, Russia	3:03.20
Trinidad & Tobago	DQ (r170.11) (3:01.60)

The United States team was given fair warning by Bahamas when they ran 2:59.73 in the first heat without their top runner, Chris Brown, while Jamaica finished just behind (2:59.75). The US team, resting Rock and Wariner, won their heat comfortably in 3:00.48. In the final Rock gave the US a 2 metres advantage over Jamaica and the Bahamas with a 44.7 opener, and Brew extended the lead to 5m with a 44.3. Wariner's training partner Williamson maintained the lead over Andrae Williams of the Bahamas with a 44.40 split, with Jamaica further 4m back, just ahead of Britain. The US Baton change gave them a further 2m advantage, and while Brown closed to within 2m with 100m to go, Wariner was able to move away in the finishing straight to win his country's 100th world championship gold. Brown produced the fastest leg (43.42), marginally quicker than Wariner (43.49), and Jamaica easily held off GBR for bronze, with the Britons running the best ever time for a fourth place.

Trinidad and Tobago crossed the line in sixth place, but were disqualified for illegally changing their declared running order.

Teams & splits:

USA	Andrew Rock 44.5, Derrick Brew 44.5, Darold Williamson 44.40, Jeremy Wariner 43.49
BAH	Nathaniel McKinney 44.9, Avard Moncur 44.6, Andrae Williams 44.43, Chris Brown 43.42
JAM	Sanjay Ayre 44.6, Brandon Simpson 45.2, Lanceford Spence 44.48, Davian Clarke 43.81
GBR	Tim Benjamin 45.0, Martyn Rooney 44.9, Robert Tobin 44.52, Malachi Davis 44.40
POL	Marcin Marciniszyn 46.5, Robert Maćkowiak 44.4, Piotr Rysiukiewicz 45.15, Piotr Klimczak 44.50
FRA	Leslie Djhone 46.06, Naman Keita 45.47, Abdrahim El Houzy 45.53, Marc Raquil 46.04

RUS Dmitry Forshev 47.2, Andrey Rudnitskiy 45.2, Oleg Mishukov 45.42, Yevgeniy Lebedev 45.35
 TTO Ato Modibo 45.7, Julian Raeburn 45.5, Rennie Quow 45.07, Damion Barry 45.38

First round (First 2 & 2 fastest to final) (Aug 13)

Heat 1: 1, Bahamas 2:59.73; 2, Jamaica 2:59.75; 3, Poland 3:00.38; (Non-qualifiers) 4, Germany 3:03.17; 5, Sweden 3:03.62; 6, Botswana 3:06.39

Teams & splits:

BAH Nathaniel McKinney 45.3, Avarad Moncur 44.7, Troy McIntosh 45.39, Andrae Williams 44.38
 JAM Michael Blackwood 45.8, Sanjay Ayre 45.3, Lanceford Spence 44.33, Davian Clarke 44.33
 POL Piotr Klimczak 45.7, Marcin Marcinişzyn 45.5, Robert Maćkowiak 44.5, Rafał Wieruszewski 44.7
 GER Simon Kirch 46.6, Kamghe Gaba 45.6, Florian Seitz 45.36, Bastian Swillims 45.63
 SWE Mattias Claesson 46.7, Jimisola Laursen 45.3, Johan Wissman 45.19, Thomas Nikitin 46.42
 BOT Obakeng Ngwigwa 47.6, California Molefe 47.5, Tshupo Kelaotswa 46.47, Masheto Gakologelwang 46.65

Heat 2: 1, United States 3:00.48; 2, Trinidad 3:01.91; 3, Russia 3:02.05; (Non-qualifiers) 4, Ukraine 3:03.41; 5, Spain 3:08.03; 6, Zimbabwe 3:08.26; Japan DQ (r170.19) (3:02.44)

Teams & splits:

USA Miles Smith 45.2, Derrick Brew 44.5, LaShawn Merritt 45.41, Darold Williamson 45.34
 TTO Ato Modibo 45.4, Julian Raeburn 45.4, Rennie Quow 45.99, Damion Barry 45.11
 RUS Dmitry Forshev 46.1, Andrey Rudnitskiy 45.3, Andrey Polukeyev 45.84, Yevgeniy Lebedev 44.81
 UKR Aleksey Rachkovskiy 46.6, Andrey Tverdstop 45.5, Mikhail Knyskh 45.89, Vitaliy Dubonosov 45.44
 ESP David Tosta 47.1, David Canal 46.7, David Melo 47.83, Antonio Manuel Reina 46.38
 ZIM Nelton Ndebele 46.4, Talkmore Nyongani 45.4, Brian Dzingiri 50.78, Temba Ncube 45.65
 JPN Yuzo Kanemaru 45.8, Kenji Narisako 45.6, Yoshihiro Horigome 45.94, Mitsuhiro Sato 45.08

Heat 3: 1, Great Britain & NI 3:01.95; 2, France 3:02.86; (Non-qualifiers) 3, Dominican Republic 3:03.57; 4, Italy 3:04.40; 5, South Africa 3:04.64; 6, Nigeria 3:07.91; Saudi Arabia DQ (r170.19) (3:02.21)

Teams & splits:

GBR Robert Tobin 45.6, Martyn Rooney 44.9, Malachi Davis 44.81, Graham Hedman 46.62
 FRA Leslie Djhone 46.3, Naman Keita 44.8, Abdrahman El Haouzy 45.7, Marc Raquil 46.05
 DOM Arismendy Peguero 45.7, Carlos Santa 45.1, Danny Garcia 46.66, Antonio Side 46.09
 ITA Claudio Licciardello 46.8, Edoardo Vallet 46.7, Luca Galletti 45.75, Andrea Barberi 45.19
 RSA Jan van der Merwe 46.8, Ockert Cilliers 46.1, Ter de Villiers 46.98, LJ van Zyl 44.76
 NGR Saul Weigopwa 46.3, Musa Audu 45.8, Bola Lawal 46.4, Enefiok Udo-Obong 49.44
 KSA Hamdan Otha Al-Bishi 46.2, Hadi Al-Somaily 46.2, Hamed Hamadan Al-Bishi 45.19, Mohammed Al-Salhi 44.64

ver medal position until Ayre succumbed to individual fourth-placer Brown. Then, shockingly, Poland also got past the Jamaican anchor who had split 44.63 in the heats but suffering cramp was reduced to 46.54 in the final.

Teams & splits:

USA LaShawn Merritt 44.4, Angelo Taylor 43.7, Darold Williamson 44.32, Jeremy Wariner 43.10
 BAH Avarad Moncur 45.2, Michael Mathieu 45.0, Andrae Williams 44.54, Chris Brown 44.41
 POL Marek Plawgo 45.5, Daniel Dąbrowski, 44.6 Marcin Marcinişzyn 44.81, Kacper Kozłowski 45.15
 JAM Michael Blackwood 45.4, Ricardo Chambers 44.3 Leford Green 44.50, Sanjay Ayre 46.54
 RUS Maksim Dylidin 46.2, Vladislav Frolov 44.9, Konstantin Svechkar 45.31, Denis Alekseyev 45.20
 GBR Andrew Steele 46.2, Robert Tobin 45.4, Richard Buck 47.08 (impeded by Gaba, who had fallen), Martyn Rooney 44.29
 DOM Felix Sánchez 46.4, Yoel Tapia 45.3, Carlos Santa 46.54, Arismendy Peguero 45.32
 GER Ingo Schultz 45.7, Simon Kirch 45.8, Kamghe Gaba 49.33 (fell), Bastian Swillims 46.51

First round (First 3 & 2 fastest to final) (Sep 1)

Heat 1: 1, Bahamas 3:00.37; 2, Jamaica 3:00.99; 3, Russia 3:01.07; 4, Great Britain & NI 3:01.22; 5, Dominican Republic 3:02.49; (Non-qualifiers) 6, Australia 3:02.59; 7, France 3:04.45; 8, Nigeria 3:06.04

Teams & splits:

BAH Nathaniel McKinney 45.9, Michael Mathieu 44.9, Chris Brown 44.52, Andrae Williams 45.03
 JAM Michael Blackwood 46.4, Ricardo Chambers 45.5, Leford Green 44.44, Sanjay Ayre 44.63
 RUS Maksim Dylidin 46.2, Vladislav Frolov 45.4, Konstantin Svechkar 45.00, Denis Alekseyev 44.38
 GBR Andrew Steele 46.4, Robert Tobin 45.5, Richard Buck 45.23, Martyn Rooney 44.17
 DOM Carlos Santa 46.3, Arismendy Peguero 45.4, Yoel Tapia 45.80, Felix Sánchez 45.00
 AUS Sean Wroe 45.7, Dylan Grant 45.4, Kurt Mulcahy 45.27, Mark Ormrod 46.15
 FRA Mathieu Lahaye 46.9, Brice Panel 45.1, Fadil Bellaabouss 46.10, Leslie Djhone 46.34
 NGR Bolaji Lawal 47.3, Godday James 45.0, Victor Isaiah 48.44, Saul Weigopwa 45.34

Heat 2: 1, United States 3:01.46; 2, Germany 3:02.21; 3, Poland 3:02.39; (Non-qualifiers) 4, Japan 3:02.76; 5, Trinidad and Tobago 3:02.92; 6, Greece 3:05.65; 7, Botswana 3:05.96

Teams & splits:

USA Bershawn Jackson 45.7, Kerron Clement 45.3, Darold Williamson 44.58, Angelo Taylor 45.85
 GER Ingo Schultz 45.9, Kamghe Gaba 45.9, Simon Kirch 45.30, Bastian Swillims 45.12
 POL Rafał Wieruszewski 46.5, Witold Bańka 46.2, Marcin Marcinişzyn 45.01, Daniel Dąbrowski 44.63
 JPN Yuki Yamaguchi 46.8, Yusuke Ishizuka 45.3, Kenji Narisako 44.99, Mitsuhiro Sato 45.62
 TTO Ato Modibo 45.5, Jovon Toppin 46.1, Jarrin Solomon 45.56, Rennie Quow 45.79
 GRE Dimitrios Régas 47.3, Yeóryios Dóupis 46.2, Dimitrios Grávalos 46.26, Periklis Iakovákis 45.94
 BOT Isaac Makwala 46.8, Obakeng Ngwigwa 46.1, Zacharia Kamberuka 47.00, California Molefe 46.09

Osaka 2007**Final (Sep 2)**

1,	United States	2:55.56
2,	Bahamas	2:59.18
3,	Poland	3:00.05
4,	Jamaica	3:00.76
5,	Russia	3:01.62
6,	Great Britain & NI	3:02.94
7,	Dominican Republic	3:03.56
8,	Germany	3:07.40

The two questions to ask before the final were would the US threaten the world record, would the Bahamas be run close for the silver medal. The answer was “no” to both questions. Merritt set the USA off to an easy victory with an opener of 44.4, and successively the USA produced the fastest run on each leg, with Angelo Taylor (43.8), Darold Williamson (44.32) and Jeremy Wariner (43.10) carrying his team to a win by well over 40m. No world record, but nevertheless the second fastest legitimate time in history. Behind them Jamaica were in the sil-

Berlin 2009**Final (Aug 23)**

1,	United States	2:57.86
2,	Great Britain & NI	3:00.53
3,	Australia	3:00.90
4,	Belgium	3:01.88
5,	Poland	3:02.23
6,	Dominican Republic	3:02.47
7,	France	3:02.65
8,	Nigeria	3:02.73

The only drama in the heats came with the disqualification of 2001 champions Bahamas, who had finished second in their heat behind Belgium (3:02.13), but were disqualified for a faulty changeover.

Taylor (45.4) gave the USA a slim lead at the end of the first leg over Britain and the Dominican Republic. Halfway through the second leg Wariner led by a metre from Soriano, but then the American – suddenly looking like the Wariner of 2007 – fled from the opposition and handed over more than 10m clear after a 43.6 leg. In his wake Bingham

also gained an important advantage from the pack. Clement extended the US lead by another 6m with his 44.72, and Merritt did the same on the anchor leg with a 44.16 split. Britain took the silver medal, holding off Australia 3:00.53 to 3:00.90. For Warner it was a fifth world gold medal, while Clement and Merritt both won their fourth.

Teams & splits

USA	Angelo Taylor 45.4, Jeremy Warner 43.6, Kerron Clement 44.72, LaShawn Merritt 44.16
GBR	Conrad Williams 45.6, Michael Bingham 44.7, Robert Tobin 45.47, Martyn Rooney 44.83
AUS	John Steffensen 45.6, Ben Offerens 45.3, Tristan Thomas 45.34, Sean Wroe 44.71
BEL	Antoine Gillet 46.7, Kevin Borlée 44.4, Nils Duerinck 46.06, Cedric van Branteghem 44.80
POL	Marcin Marciniszyn 46.1, Piotr Klimczak 45.4, Kacper Kozłowski 46.05, Jan Ciepiela 44.67
DOM	Arismendy Peguero 45.6, Yor Soriano 46.1, Yoel Tapia 45.80, Felix Sánchez 44.97
FRA	Leslie Djhone 45.9, Teddy Venel 45.8, Yannick Fonsat 45.52, Yoan Decimus 45.45
NGR	Saul Weigopwa 46.12, Noah Akwu 45.28, Amaechi Morton 46.61, Bola Lawal 44.72

First round (First 3 & 2 fastest to final) (Aug 22)

Heat 1: 1, United States 3:01.40; 2, France 3:01.65; 3, Great Britain & NI 3:01.91; 4, Australia 3:02.04; 5, Nigeria 3:02.36 (non-qualifier) 6, Russia 3:02.78

Teams & splits: (e = computed estimate based on photo-finish time at finish line of first leg runner before stagger unwinds)

USA	Lionel Larry 45.5, Kerron Clement 45.2, Bershawn Jackson 45.29, Angelo Taylor 45.45
FRA	Leslie Djhone 45.5e, Teddy Venel 45.4e, Yannick Fonsat 45.15, Yoan Decimus 45.64
GBR	Conrad Williams 45.4, Robert Tobin 45.7, David Greene 45.83, Martyn Rooney 44.99
AUS	Joel Milburn 46.4e, Tristan Thomas 45.6e, Ben Offerens 44.78, Sean Wroe 45.25
NGR	Saul Weigopwa 45.8, Noah Akwu 45.2, Amaechi Morton 46.57, Bolaji Lawal 44.82
RUS	Maksim Dyldin 45.9e, Valentin Kruglyakov 45.3e, Konstantin Svechkar 45.84, Aleksandr Derevyagin 45.77

Heat 2: 1, Belgium 3:02.13; 2, Dominican Republic 3:02.76; 3, Poland 3:03.23 (non-qualifiers) 4, Germany 3:03.52; 5, Jamaica 3:04.45; 6, South Africa 3:07.88; Bahamas QD (r170.19) (3:02.47)

Teams & splits: (e = computed estimate based on photo-finish time at finish line of first leg runner before stagger unwinds)

BEL	Antoine Gillet 46.6, Cedric van Branteghem 45.1, Nils Duerinck 45.77, Kevin Borlée 44.75
DOM	Gustavo Cuesta 46.3e, Arismendy Peguero 45.3e, Yoel Tapia 45.45, Felix Sánchez 45.67
POL	Piotr Klimczak 46.6e, Marcin Marciniszyn 45.2e, Rafał Wieruszewski 46.50, Jan Ciepiela 44.92
GER	Martin Grothkopp 46.5, Kamghe Gaba 45.4, Eric Krüger 45.91, Ruwen Faller 45.69
JAM	Leford Green 46.7, Ricardo Chambers 45.7, Isa Phillips 46.13, Jermaine Gonzales 45.94
RSA	Ofentse Mogawane 46.1e, Jacob Ramokoka 46.0e, Sibusiso Sishi 46.61, Pieter Smith 49.19
BAH	Ramon Miller 45.5, Avarad Moncur 46.0, LaToy Williams 45.04, Nathaniel McKinney 45.98

Daegu 2011

Final (Sep 2)

1,	United States	2:59.31
2,	South Africa	2:59.87
3,	Jamaica	3:00.10
4,	Russia	3:00.22
5,	Belgium	3:00.41
6,	Kenya	3:01.15
7,	Great Britain & NI	3:01.16
8,	Germany	3:01.37

The final was a much closer affair than it should have been as the USA were reliant on experienced but below form 400 hurdlers Jackson and Taylor. Nixon (44.8) led at the end of the first leg by a metre from Jonathan Borlée. Jackson ran 45.3, and was swamped by Gonzales (44.2) and Mogawane (43.9) who took South Africa to within two metres of the Jamaicans. Taylor ran 45.00, but he too lost ground to Jamaica (Hylton 44.94) and South Africa (de Beer 44.88). The USA

were rescued by Merritt, who waited until the finishing straight before moving smoothly past van Zyl and Green to win with a 44.17 anchor from South Africa.

The South African included Paralympic Champion amputee Oscar Pistorius in the heats (45.58 on the first leg), but he was controversially replaced in their final line-up. Nevertheless Pistorius became the first athlete with a disability to win a medal at the World Championships. Less happy were former champions Bahamas, who paid the price for resting their best men for the heats and were eliminated.

Teams & splits:

USA	Greg Nixon 44.8, Bershawn Jackson 45.4, Angelo Taylor 44.00, LaShawn Merritt 44.17
RSA	Shane Victor 46.0, Ofentse Mogawane 43.9, Willem de Beer 44.88, LJ van Zyl 45.03
JAM	Allodin Fothergill 45.5, Jermaine Gonzales 44.2, Riker Hylton 44.94, Leford Green 45.53
RUS	Maksim Dyldin 45.5, Konstantin Svechkar 45.6, Pavel Trenikhin 44.80, Denis Alekseyev 44.41
BEL	Jonathan Borlée 45.0, Antoine Gillet 45.6, Nils Duerinck 45.76, Kevin Borlée 44.11
KEN	Vincent Kosgei 45.9, Vincent Mumo 45.5, Anderson Mutegi 45.34, Mark Mutai 44.48
GBR	Richard Strachan 46.25, Nigel Levine 45.32, Chris Clarke 45.47, Martyn Rooney 44.12
GER	Jonas Plass 45.6, Kamghe Gaba 45.6, Miguel Rigau 45.61, Marco Schmidt 44.61

First round (First 3 & 2 fastest to final) (Sep 1)

Heat 1: 1, United States 2:58.82; 2, Jamaica 2:59.13; 3, South Africa 2:59.21; 4, Great Britain & NI 3:00.38; 5, Germany 3:00.68; (Non-qualifiers) 6, Trinidad & Tobago 3:02.47; 7, Japan 3:02.64; 8, Korea 3:04.05

Teams & splits: (e = computed estimate based on photo-finish time at finish line of first leg runner before stagger unwinds)

USA	Greg Nixon 45.1e, Jamaal Torrance 43.9e, Mike Berry 43.95, LaShawn Merritt 45.87
JAM	Allodin Fothergill 45.3e, Riker Hylton 44.4e, Lancelord Spence 44.79, Leford Green 44.66
RSA	Oscar Pistorius 45.58, Ofentse Mogawane 43.97, Willem de Beer 44.46, Shane Victor 45.20
GBR	Richard Strachan 46.0, Nigel Levine 45.1, Chris Clarke 44.99, Martyn Rooney 44.5e
GER	Jonas Plass 45.8e, Kamghe Gaba 44.8e, Eric Krüger 45.18, Thomas Schneider 44.90
TTO	Zwede Hewitt 45.7e, Jarrin Solomon 45.6e, Deon Lendore 45.68, Rennie Quow 45.47
JPN	Kei Takase 46.0e, Yuzo Kanemaru 44.6e, Yusuke Ishizuka 47.02 (had to go stop to get baton), Hideyuki Hirose 44.98
KOR	Park Bong-Go 46.7e, Lim Chan-Ho 44.8e, Lee Joon 46.71, Sung Hyuk-Ye 45.89

Heat 2: 1, Belgium 3:00.71; 2, Russia 3:00.81; 3, Kenya 3:00.97; (Non-qualifiers) 4, Bahamas 3:01.54; 5, Australia 3:01.56; 6, Poland 3:01.84; 7, France 3:03.68; 8, Saudi Arabia 3:05.65

Teams & splits: (e = computed estimate based on photo-finish time at finish line of first leg runner before stagger unwinds)

BEL	Antoine Gillet 46.45, Jonathan Borlée 44.24, Nils Duerinck 45.83, Kevin Borlée 44.19
RUS	Maksim Dyldin 46.1e, Konstantin Svechkar 45.4e, Pavel Trenikhin 44.52, Denis Alekseyev 44.77
KEN	Vincent Kosgei 46.1e, Anderson Mutegi 45.1e, Vincent Mumo 45.01, Mark Mutai 44.72
BAH	Ramon Miller 46.3e, Avarad Moncur 44.8e, Andrae Williams 45.28, LaToy Williams 45.13
AUS	Ben Offerens 46.6e, Tristan Thomas 44.8e, Steven Solomon 45.40, Sean Wroe 44.75
POL	Kacper Kozłowski 46.5e, Piotr Wiaderek 44.8e, Jakub Krzewina 45.68, Marcin Marciniszyn 44.90
FRA	Nicolas Fillon 47.0e, Teddy Venel 45.2e, Mamoudou Hanne 45.68, Yoan Decimus 45.77
KSA	Ismael Al-Sabani 47.4e, Youssef Al-Masrahi 46.1e, Hamed Hamadan Al-Bishi 47.22, Mohammed Al-Salhi 44.93

Moscow 2013

Final (Aug 16)

1,	United States	2:58.71
2,	Jamaica	2:59.88
3,	Russia	2:59.90
4,	Great Britain & NI	3:00.88
5,	Belgium	3:01.02

6,	Trinidad & Tobago	3:01.74
7,	Brazil	3:02.19
8,	Australia	3:02.26

The US led from the gun in the final, with Verburg heading Williams 45.0 to 45.3. Individual silver medalist McQuay, who had produced a 43.4 in the 2012 Olympic final, only needed 44.1 to extend the lead by a further two metres, though Belgium's Kevin Borlée was fastest of all with 44.04. Despite a leg of 'only' 44.87 by 19 year-old Hall, the US was again able to widen its lead by 1200m, this time to 1.34 seconds.. Belgium with the third Borlée brother in as many legs (Dylan) held onto second by less than a metre from Russia, with Britain two metres further back. Merritt ran an untroubled 44.77 on the anchor, to come home 10m clear of Jamaica. Their anchor Francis ran brilliantly to move from fifth to second and then hold off the lethal finish of Krasnov. The 18 year-old Jamaican clocked 44.05, much the fastest of all the anchors.

Teams & splits

USA	David Verburg 45.0, Tony McQuay 44.1, Arman Hall 44.87, LaShawn Merritt 44.77
JAM	Rusheen McDonald 46.0, Edino Steele 44.3, Omar Johnson 45.53, Javon Francis 44.05
RUS	Maksim Dylidin 45.4, Lev Mosin 44.8, Sergey Petukhov 45.05, Vladimir Krasnov 44.67
GBR	Conrad Williams 45.3, Martyn Rooney 44.5, Michael Bingham 45.65, Nigel Levine 45.35
BEL	Jonathan Borlée 45.50, Kevin Borlée 44.04, Dylan Borlée 45.74, Will Oyowe 45.74
TTO	Rennie Quow 45.6, Lalonde Gordon 45.3, Jehue Gordon 45.12, Jarrin Solomon 45.74
BRA	Pedro Luiz de Oliveira 45.9, Wagner Cardoso 45.2, Anderson Henriques 45.32, Hugo de Sousa 45.73
AUS	Steven Solomon 45.6, Alexander Beck 45.8, Craig Burns 45.46, Tristan Thomas 45.36

First round (First 2 & 2 fastest to final) (Aug 15)

Heat 1: 1, Jamaica 3:00.41; 2, Great Britain & NI 3:00.50; (non-qualifiers) 3, Venezuela 3:02.04; 4, Japan 3:02.43; 5, Dominican Republic 3:03.61; 6, Spain 3:04.07; 7, Nigeria 3:04.52; 8, Botswana 3:05.74

Teams & splits (e = computed estimate based on photo-finish time at finish line of first leg runner before stagger unwinds)

JAM	Rusheen McDonald 45.6e, Javere Bell 45.1e, Edino Steele 45.14, Javon Francis 44.62
GBR	Conrad Williams 45.4, Michael Bingham 45.6, Jamie Bowie 44.64, Martyn Rooney 44.77
VEN	Arturo Ramirez 46.0e, Alberto Aguilar 45.4e, José Meléndez 45.26, Freddy Mezones 45.38
JPN	Kengo Yamazaki 46.1e, Yuzo Kanemaru 45.6e, Hideyuki Hirose 44.94, Hiroyuki Nakano 45.82
DOM	Arismendy Peguero 46.5e, Gustavo Cuesta 46.0e, Yon Soriano 46.12, Luguelin Santos 44.99
ESP	Roberto Briones 46.5e, Samuel García 45.2e, Mark Ujakpor 45.74, Pau Fradera 46.62
NGR	Noah Akwu 46.00, Abiola Onakoya 46.02, Tobi Ogunmola 46.24, Isah Salihu 46.26
BOT	Pako Seribe 47.1e, Obakeng Ngwigwa 46.2e, Isaac Makwala 46.15, Thapelo Ketogetswe 46.27

Heat 2: 1, United States 2:59.85; 2, Trinidad & Tobago 3:00.48; 3, Belgium 3:00.81; 4, Brazil 3:01.09; (non-qualifiers); 5, Poland 3:01.73; 6, Ukraine 3:04.98; 7, Kenya 3:06.29; 8, Sri Lanka 3:06.59

Teams & splits (e = computed estimate based on photo-finish time at finish line of first leg runner before stagger unwinds)

USA	James Harris 45.2, David Verburg 44.6, Joshua Mance 45.21, Arman Hall 44.82
TTO	Rennie Quow 45.1e, Jarrin Solomon 44.8e, Lalonde Gordon 45.11, Deon Lendore 45.49
BEL	Antoine Gillet 46.8, Jonathan Borlée 44.1, Dylan Borlée 45.96, Kevin Borlée 43.90
BRA	Pedro Luis de Oliveira 45.9e, Wagner Cardoso 45.3e, Anderson Henriques 44.73, Hugo de Sousa 45.18
POL	Kacper Kozłowski 46.0e, Rafal Omelko 45.3e, Lukasz Krawczuk 45.48, Marcin Marciniszyn 44.95
UKR	Vitaliy Butrym 46.7e, Myhaylo Knysh 45.7e, Yevhen Hutsol 46.68, Volodymyr Burakov 45.87
KEN	Mike Nyangau 46.65, Alphas Kishoyan 46.23, Anthony Chemat 46.72, Moses Kerich 46.69
SRI	T.H. Dulan Priyashantha 47.6e, Dilhan Aloka 46.0e, Chanaka R.J.M. Kalawala 46.23, Kasun Kalhar Seneviratne 46.79

Heat 3: 1, Russia 3:01.81; 2, Australia 3:02.48; (non-qualifiers) 3, Germany 3:02.62; 4, Bahamas 3:02.67; 5, Italy 3:03.88; 6, Cuba 3:04.26; 7, Czech Republic 3:04.54; 8, Saudi Arabia 3:04.55

Teams & splits (e = computed estimate based on photo-finish time at finish line of first leg runner before stagger unwinds)

RUS	Maksim Dylidin 45.5e, Lev Mosin 45.1e, Sergey Petukhov 45.99, Vladimir Krasnov 45.27
AUS	Steven Solomon 45.8e, Craig Burns 45.8e, Alexander Beck 45.61, Tristan Thomas 45.27
GER	David Gollnow 46.3e, Eric Krüger 45.2e, Thomas Schneider 45.37, Jonas Jlass 45.75
BAH	Chris Brown 45.7e, Wesley Newmour 45.2e, LaToy Williams 45.17, Ojay Ferguson 46.57
ITA	Marco Lorenzi 46.49, Isabelte Juarez 45.67, Eusebio Haliiti 46.66, Matteo Galvan 45.06
CUB	Yoandys Lescay 45.4e, Raidel Acea 44.8e, Orestes Rodríguez 46.27, Osmaidel Pellicier 47.82
CZE	Daniel Němeček 46.6e, Pavel Maslák 44.3e, Petr Lichý 46.87, Jan Tesáľ 46.75
KSA	Ismael Al-Sabani 46.7e, Youssef Masrahi 45.1e, Mohamed Ali Al-Bishi 46.85, Mohammed Al-Salhi 45.92

4 x 400 METRES RELAY**Multiple Medalists:**

5	Davian Clarke	JAM	95-2, 97-2, 99-2, 03-2, 05-3
	Danny McFarlane	JAM	95-2, 97-2, 99-2, 01-2, 03-2
	LaShawn Merritt	USA	05-1h2, 07-1, 09-1, 11-1, 13-1
4	Greg Haughton	JAM	95-2, 97-2, 99-2, 01-2
	Chris Brown	BAH	01-1, 03-3, 05-2, 07-2
	Avard Moncur	GBR	01-1, 03-3, 05-2, 07-2
3	Kriss Akabusi	GBR	83-2s2, 87-2, 91-1
	Roger Black	GBR	87-2, 91-1, 97-1
	Butch Reynolds	USA	87-1, 93-1, 95-1
	Michael McDonald	JAM	95-2, 97-2, 99-2
	Piotr Haczek	POL	97-3, 99-1, 01-3
	Michael Blackwood	JAM	01-2h2, 03-2, 05-2h1
	Brandon Simpson	JAM	01-2, 03-2, 05-3
	Nathaniel McKinney	BAH	03-3, 05-2, 07-1h1
	Lansford Spence	JAM	03-1h2, 05-3, 11-2h1
	Jeremy Wariner	USA	05-1, 07-1, 09-1
	Angelo Taylor	USA	07-1, 09-1, 11-1
	Bershawn Jackson	USA	07-1h2, 09-1h1, 11-1
2	21 men		

Most Finals:

6 McFarlane

Most Appearances:

6	McFarlane	99-6, 01-1, 03-3, 05-2, 07-2, 13-4h3
	Brown	01-1, 03-3, 05-2, 07-2, 09-dq2, 11-4h2
	Moncur	

National Placings:

	1	2	3	4	5	6	7	8	Points
USA	8	1	-	-	-	1	-	-	74
JAM	-	6	3	1	-	1	1	-	70
GBR	2	2	1	4	1	1	-	-	65
POL	1	-	3	-	3	-	-	-	38
BAH	1	2	1	-	-	1	-	-	31
FRA	1	-	-	2	1	1	1	-	27
GER	-	1	1	1	-	1	1	2	25
RUS	-	-	1	1	3	-	1	-	25
RSA	-	1	1	1	-	-	-	-	18
KEN	-	1	-	-	2	1	-	-	18
CUB	-	-	1	-	-	2	-	1	13
BEL	-	-	-	1	2	-	-	-	13
URS	1	-	-	-	-	-	-	-	8
AUS	-	-	1	-	-	-	-	1	7
NGR	-	-	1	-	-	-	-	1	7
BRA	-	-	-	1	-	-	1	-	7
ESP	-	-	-	-	1	1	-	-	7
ITA	-	-	-	-	1	-	1	-	6
TCH	-	-	-	1	-	-	-	-	5
YUG	-	-	-	1	-	-	-	-	5
DOM	-	-	-	-	-	1	1	-	5
GRE	-	-	-	-	-	1	-	-	3
TTO	-	-	-	-	-	1	-	-	3
ZIM	-	-	-	-	-	1	-	-	3
JPN	-	-	-	-	-	-	1	-	2
MAR	-	-	-	-	-	-	1	-	2
SEN	-	-	-	-	-	-	1	-	2
SWE	-	-	-	-	-	-	1	-	2
BUL	-	-	-	-	-	-	-	1	1
Totals	14	14	14	14	14	14	12	6	492



Hurdles




Pole Vault



Hammer Throw



Shot Put



Javelin Throw



Long Jump



Discus Throw



High Jump



Running



Welcome



Applause



Leap

WOMEN

100 Metres Helsinki 1983

Final (Aug 8) (-0.5)		Reactions	
1, Marlies Göhr	GDR	10.97	0.131
2, Marita Koch	GDR	11.02	0.172
3, Diane Williams	USA	11.06	0.177
4, Merlene Ottey	JAM	11.19	
5, Angela Bailey	CAN	11.20	
6, Helinä Marjamaa	FIN	11.24	
7, Angella Taylor	CAN	11.30	
Evelyn Ashford	USA	DNF	

One of the most eagerly-awaited women's clashes in Helsinki ended shockingly when Ashford tore muscles her both her gluteus maximus and right hamstring halfway through the final. It transpired that she had been carrying an injury since July.

Both Göhr (10.81) and Ashford (10.79) had set world records in 1983, so it was a surprise to see them drawn together in the same second-round heat. The American won the race, but was seen limping after the finish. Nevertheless, she returned to win her semi in 10.99, the first sub-11 clocking ever at a major championships.

Göhr also won her semi impressively, but it was another GDR athlete, Koch, who got the best start in the final. At 30m, biomechanical analysis showed that Göhr (4.10) led from Koch (4.11) and Ashford (4.13). The American had a moderate start, but was closing on the GDR pair before suddenly hopping into the air. Göhr went on to win from Koch, while Williams's bronze provided some consolation for the USA. "I am very disappointed," said Ashford, "but I'll be back next year. I have a few scores to settle."

First round (First 3 & 11 fastest to semi-finals) (Aug 7)

Heat 1: (1.1) 1, Antonova 11.26; 2, Göhr 11.34; 3, Garcia 11.57; 4, Hodges 11.58; 5, Soborova 11.80; 6, Mary Mensah GHA 12.26; 7, Rose King IVB 12.87
Heat 2: (0.9) 1, Koch 11.24; 2, Bailey 11.31; 3, Bacoul 11.38; 4, Rasmussen 11.42; 5, Hirsch 11.73; 6, Felicité Bada BEN 13.15; Ruth Mesade Enang CMR DNS
Heat 3: (1.2) 1, Williams 11.23; 2, Marjamaa 11.47; 3, Callender 11.65; 4, Ubah 11.67; 5, Esther Hope TTO 12.19; 6, June Caddle BAR 12.56; 7, Judith Nimpah BDI 14.65

Heat 4: (0.9) 1, Ashford 11.15; 2, Romanova 11.54; 3, Davis 11.56; 4, Vader 11.58; 5, Möller 11.62; 6, Amie Ndow GAN 12.63; Semra Aksu TUR DNS

Heat 5: (1.6) 1, Ottey 11.30; 2, Nuneva 11.43; 3, Oakes 11.60; 4, Lovall 11.71; 5, Walapa Tangjitsorn THA 12.26; 6, Mo Myong-Hee KOR 12.26; 7, Marisol Garcia NCA 12.99

Heat 6: (0.3) 1, Taylor 11.45; 2, Thomas 11.54; 3, Georgieva 11.58; 4, Ruperta Charles ANT 12.18; 5, Evelynne Farrell AHO 12.19; 6, Carmela Bolivar PER 12.31; 7, Pushpa Bhatta NEP 13.89

Heat 7: (2.1) 1, Brown 11.26; 2, Gladisch 11.28; 3, Bily 11.53; 4, Cuthbert 11.58; 5, De Vega 11.74; 6, Shen 11.85; 7, Koumba Kante GUI 13.37

Second round (First 4 to semi-finals) (Aug 7)

Heat 1: (0.8) 1, Nuneva 11.20; 2, Taylor 11.24; 3, Brown 11.30; 4, Antonova 11.32; 5, Els Vader NED 11.56; 6, Lelieth Hodges JAM 11.63; 7, Marie-France Lovall FRA 11.79; 8, Monika Hirsch FRG 11.91

Heat 2: (-0.6) 1, Koch 11.25; 2, Ottey 11.33; 3, Marjamaa 11.34; 4, Georgieva 11.43; 5, Beverley Callender GBR 11.48; 6, Esmeralda Garcia BRA 11.64; 7, Dorte A Rasmussen DEN 11.67; 8, Lydia de Vega PHI 11.90

Heat 3: (-0.2) 1, Williams 11.25; 2, Gladisch 11.36; 3, Bacoul 11.42; 4, Thomas 11.48; 5, Rufina Ubah NGR 11.60; 6, Pauline Davis BAH 11.62; 7, Juliet Cuthbert JAM 11.67; 8, Radislava Soborova TCH 11.90

Heat 4: (-0.2) 1, Ashford 11.11; 2, Göhr 11.16; 3, Bailey 11.36; 4, Oakes 11.57; 5, Marina Romanova URS 11.61; 6, Lena Möller SWE 11.75; 7, Laurence Bily FRA 11.76; 8, Shen Shu-Fong TPE 12.17

Semi-finals (First 4 to final) (Aug 8)

Heat 1: (-0.5) 1, Göhr 11.05; 2, Bailey 11.18; 3, Williams 11.21; 4, Marjamaa 11.29; 5, Silke Gladisch GDR 11.30; 6, Aneliya Nuneva BUL 11.31; 7, Alice Brown USA 11.33; 8, Shirley Thomas GBR 11.53

Heat 2: (-0.6) 1, Ashford 10.99; 2, Koch 11.08; 3, Taylor 11.22; 4, Ottey 11.26; 5, Olga Antonova URS 11.30; 6, Nadezhda Georgieva BUL 11.36; 7, Heather Oakes GBR 11.50; 8, Rose-Aimée Bacoul FRA 11.59

Rome 1987

Final (Aug 30) (-0.5)			
1, Silke Gladisch	GDR	10.90	0.141
2, Heike Drechsler	GDR	11.00	0.210
3, Merlene Ottey	JAM	11.04	0.172
4, Diane Williams	USA	11.07	0.240

5, Aneliya Nuneva	BUL	11.09	0.169
6, Angela Bailey	CAN	11.18	0.191
7, Pam Marshall	USA	11.19	0.242
Angella Issajenko	CAN	DQ (11.09)	0.203

The semi-finals indicated that the GDR were likely to repeat their Helsinki success. Gladisch won the first race in a windy 10.82, while the other went to Drechsler in a legal championship record of 10.95. The standard was fierce, with clockings of 11.07w and 11.15 insufficient for a place in the final. Defending Champion Göhr was among the non-qualifiers.

Following the exploits of Ben Johnson in the men's 100m final 20 minutes earlier, there were hopes of a record in the women's race. These were blighted by a change in direction of the wind.

Gladisch dominated the final from start to finish. At halfway she led with 6.07 from Nuneva (6.10), Ottey and Issajenko (both 6.12). At this point Drechsler – who was clearly last out of the blocks – was sixth (6.18), but she produced the best finish to claim the silver.

Issajenko was disqualified following her 1989 admission of a doping violation at the time of the World Championships. She originally placed fifth.

First round (First 4 & 4 fastest to second round) (Aug 29)

Heat 1: (2.3) 1, Drechsler 11.02w; 2, Georgieva 11.27; 3, Slyusar 11.34; 4, Masullo 11.71; 5, Bada 12.22; 6, Alyson Caulker SLE 12.33; 7, Sara Rossini SMR 12.86; 8, Erin Tierney COK 13.12

Heat 2: (1.3) 1, Ottey 11.26; 2, Bily 11.32; 3, Pomoshchnikova 11.39; 4, Holden 11.53; 5, dos Santos 11.82; 6, Rosanna Browne AIA 12.80; 7, Lorraine Nanton MNT 13.30; 8, Moutwakil Abdelkarim SUD 14.07

Heat 3: (1.0) 1, Brown 11.42; 2, Bailey 11.52; 3, Jacobs 11.77; 4, Philippe 11.92; 5, Ramani Mangalika SRI 12.34; 6, Sherlete Barrow BIZ 13.21; 7, Denise Ephraim NRU 13.69; Fydia Inamohoro BDI DNS

Heat 4: (-0.6) 1, Nuneva 11.37; 2, Zolotaryova 11.52; 3, Allen 11.57; 4, Davis 11.59; 5, Diaz 12.00; 6, Lea Haba GUI 12.78; Aminata Diarra MLI DNS; Iammo Launa PNG DNS

Heat 5: (0.2) 1, Sarvari 11.37; 2, Gladisch 11.42; 3, Marshall 11.44; 4, Phipps 11.62; 5, Yi Ng Ka HKG 12.26; 6, Bud Nurani INA 12.34; 7, Intisar Sudani JOR 12.91; Faouzia Djaffar COM DNS

Heat 6: (0.7) 1, Cooman 11.18; 2, Demireva 11.61; 3, Ongolo 11.89; 4, Marie-Ange Wirtz SEY 12.64; 5, Judith Robinson TKS 13.15; 6, Abia Comlan TOG 13.21; Issajenko DQ (11.44); Tina Iheagwam NGR DNS

Heat 7: (-0.6) 1, Williams 11.22; 2, Göhr 11.47; 3, Dunn 11.52; 4, Verbruggen 11.62; 5, Caicedo 11.88; 6, Judith Missengné CGO 12.84; 7, Martha Soraima AHO 12.87; 8, Jyhan Hassan-Didi MDV 15.05

Second round (First 3 & 4 fastest to semi-finals) (Aug 29)

Heat 1: (-0.3) 1, Drechsler 11.08; 2, Nuneva 11.29; 3, Sarvari 11.32; 4, Olga Zolotaryova URS 11.59; 5, Angela Phipps CAN 11.67; 6, Diane Holden AUS 11.68; 7, Ingrid Verbruggen BEL 11.78; Felicité Bada BEN DNS

Heat 2: (1.6) 1, Cooman 11.14; 2, Marshall 11.21; 3, Slyusar 11.39; 4, Dunn 11.47; 5, Marisa Masullo ITA 11.62; 6, Françoise Philippe FRA 11.63; 7, Sheila dos Santos BRA 11.76; Issajenko DQ (10.99)

Heat 3: (-1.6) 1, Williams 11.21; 2, Bailey 11.31; 3, Pomoshchnikova 11.33; 4, Göhr 11.40; 5, Laurence Bily FRA 11.49; 6, Vallya Demireva BUL 11.73; 7, Simone Jacobs GBR 11.83; 8, Yolanda Diaz ESP 12.05

Heat 4: (-1.1) 1, Ottey 11.27; 2, Gladisch 11.29; 3, Brown 11.34; 4, Georgieva 11.47; 5, Lilliana Allen CUB 11.60; 6, Pauline Davis BAH 11.64; 7, Amparo Caicedo COL 12.08; 8, Gisele Ongolo GAB 12.21

Semi-finals (First 4 to final) (Aug 30)

Heat 1: (2.2) 1, Gladisch 10.82w; 2, Ottey 10.89; 3, Marshall 11.06; 4, Alice Brown USA 11.07; 5, Nadezhda Georgieva BUL 11.10; 6, Ulrike Sarvari FRG 11.15; 7, Irina Slyusar URS 11.44; Issajenko DQ (10.99)

Heat 2: (0.7) 1, Drechsler 10.95; 2, Nuneva 11.01; 3, Williams 11.07; 4, Bailey 11.07; 5, Natalya Pomoshchnikova URS 11.15; 6, Nell Cooman NED 11.21; 7, Marlies Göhr GDR 11.33; 8, Paula Dunn GBR 11.59

Tokyo 1991

Final (Aug 27) (-3.0)

1, Katrin Krabbe	GER	10.99	0.157
2, Gwen Torrence	USA	11.03	0.152
3, Merlene Ottey	JAM	11.06	0.196
4, Irina Privalova	URS	11.16	0.206
5, Evelyn Ashford	USA	11.30	0.202
6, Juliet Cuthbert	JAM	11.33	0.180
7, Mary Onyali	NGR	11.39	0.201
8, Carlette Guidry	USA	11.52	0.202

Merlene Ottey, unbeaten in 56 finals since Rome 1987, consolidated her status as favourite with a 10.78w semi-final. The other semi was

won in a legal 10.94 by the European Champion Krabbe, who was suddenly producing her best form of the season.

In the final, Krabbe got an excellent start and edged into a clear lead. Ottey was away poorly. At halfway it was Krabbe on 6.07 from Torrence (6.16) and Ottey (6.17). The tall German was never threatened. Ottey drew level with Torrence but the American responded in the last 20m to clinch the silver.

After the finish, the runners all looked up to the giant scoreboard. It wasn't until she saw the replay that Krabbe realised she had won the unified Germany's first world title. She jumped in the air and set off on a victory lap. The winning time was the fastest ever into a wind as strong as 3.0 metres per second.

Last in heat eight was Tehani Kirby of the Northern Mariana Islands. At 14 years five days, she became the youngest ever competitor in World Championship history. Her record will never be beaten as later IAAF regulations prevent athletes of that age from competing at senior world championships.

First round (First 3 & 8 fastest to second round) (Aug 26)

Heat 1: (0.1) 1, Guidry 11.21; 2, Kinch 11.50; 3, Piña 11.71; 4, Jatamsuren Otgongchenev DGL 12.26; 5, Jane Thondojee MRI 12.36; 6, Tili Fata SAM 13.31; Slyusar DO (11.32)

Heat 2: (1.8) 1, Privalova 11.14; 2, Hanhijoki 11.24; 3, Johnson 11.26; 4, Castro 11.55; 5, Rosanana Browne AIA 12.04; 6, Jabou Jawo GAM 12.42; 7, Faouzia Djaffar COM 14.69

Heat 3: (-0.8) 1, Ashford 11.16; 2, Cuthbert 11.22; 3, Tian 11.55; 4, Richter 11.64; 5, Mariama Ouminga BUR 12.26; 6, Joy-Ann Eli BAR 12.42; 7, Sherlete Barrow BIZ 12.66; 8, Mpoke Mokosi COD 12.99

Heat 4: (-0.8) 1, McDonald 11.45; 2, Bily 11.51; 3, Philipp 11.72; 4, Wang 11.77; 5, My Linh Truong Hoang VIE 12.02; 6, Gisèle Ongolo GAB 12.32; 7, Denise Ouabangui CAF 12.69; 8, Erin Tierney COK 13.45

Heat 5: (-0.1) 1, Krabbe 11.23; 2, Uredu 11.51; 3, Douglas 11.66; 4, Govindasamy 11.80; 5, Gaiely Dube ZIM 12.25; 6, Deirdre Caruana MLT 12.71; 7, Lusia Puleanga TGA 13.21

Heat 6: (1.0) 1, Onyali 11.27; 2, Davis 11.32; 3, Thomas 11.54; 4, Ravaonirina 11.74; 5, Aminata Konate GUI 12.19; 6, Feroza Khatton BAN 12.67; 7, Laure Kuetey BEN 13.01; 8, Trudy Duburiya NRU 14.34

Heat 7: (-0.1) 1, Ottey 11.06; 2, Patoulidou 11.42; 3, Kovtun 11.44; 4, Tarolo 11.64; 5, Seymour 11.77; 6, Fomie Conteh SLE 13.72; Miss Sabra AFG DNS

Heat 8: (-1.3) 1, Torrence 11.51; 2, Allen 11.59; 3, Ubah 11.72; 4, Karen Clarke CAN 11.98; 5, Rita Alcazar PAN 12.49; 6, Fathimath Fezleen MDV 14.08; 7, Tehani Kirby NMI 15.12

Second round (First 4 to semi-finals) (Aug 26)

Heat 1: (-0.4) 1, Krabbe 10.91; 2, Guidry 11.21; 3, Patoulidou 11.47; 4, Paula Thomas GBR 11.51; 5, Tian Yumei CHN 11.52; 6, Claudete Piña BRA 11.81; 7, Lalao Ravaonirina MAD 11.81; Slyusar DO (11.30)

Heat 2: (-0.5) 1, Ashford 11.09; 2, Cuthbert 11.12; 3, Onyali 11.20; 4, Kovtun 11.43; 5, Laurence Bily FRA 11.45; 6, Stephanie Douglas GBR 11.58; 7, Sabine Richter GER 11.66; 8, Wang Hui-Chen TPE 11.79

Heat 3: (-2.2) 1, Privalova 11.22; 2, Davis 11.30; 3, Utundu 11.40; 4, McDonald 11.41; 5, Sisko Hanhijoki FIN 11.52; 6, Rossella Tarolo ITA 11.75; 7, Andrea Philipp GER 11.80; 8, Shanti Govindasamy MAS 11.89

Heat 4: (-0.1) 1, Ottey 10.89; 2, Torrence 10.99; 3, Johnson 11.27; 4, Allen 11.40; 5, Beverly Kinch GBR 11.45; 6, Rufina Ubah NGR 11.54; 7, Cristina Castro ESP 11.71; 8, Michelle Seymour NZL 11.87

Semi-finals (First 4 to final) (Aug 27)

Heat 1: (-0.1) 1, Krabbe 10.94; 2, Ashford 11.08; 3, Cuthbert 11.13; 4, Guidry 11.16; 5, Kerry Johnson AUS 11.35; 6, Liliana Allen CUB 11.53; 7, Beatrice Utundu NGR 11.58; Inna Slyusar URS DQ (11.42)

Heat 2: (2.3) 1, Ottey 10.78; 2, Torrence 10.85; 3, Privalova 10.99; 4, Onyali 11.10; 5, Pauline Davis BAH 11.19; 6, Natalya Kovtun URS 11.37; 7, Beverly McDonald JAM 11.46; 8, Voula Patoulidou GRE 11.51

Devers, Ottey, Torrence and Privalova – four of the first five from the 1992 Olympic final – drew lanes 5-6-3-4 in the final. Privalova and Devers were away quickest. By 60m the American had a visible lead, while Ottey and Torrence had caught the Russian.

In the last five metres Ottey surged and drew level with Devers, who produced a “double dip” – first with her chest then with her head. The two women crossed the line together. Torrence was the obvious bronze medallist.

At first sight, it looked as if the Jamaican had won: she had been moving the quickest in the last few strides before the finish line. There was a long wait, during which the replays showed that Devers's head had crossed the line first. But it was not clear whose torso was ahead. The result was announced as first, Devers 10.81, second Ottey 10.82.

The unfortunate Ottey – so often a bronze or silver medallist – had missed out yet again. A protest was lodged by the Jamaicans and the Jury of Appeal looked again at the photograph. The result was revised, with both women clocking 10.82, but the order was unchanged.

“I feel for Merlene,” said Devers, “but I also feel that I beat her.” Her winning margin was actually just one thousandth: 10.811 to 10.812 (not 10.816/10.820 as widely reported). The photograph of the finish taken from the inside of the track showed Devers's right shoulder just ahead of Ottey. When presented with her silver medal the following day, the Jamaican received a two-minute ovation from the sympathetic crowd.

First round (First 4 & 4 fastest to second round) (Aug 15)

Heat 1: (-0.7) 1, Privalova 11.36; 2, McDonald 11.37; 3, Finn 11.47; 4, Nestore 11.56; 5, Dia 11.60; 6, Jariatou George GAM 12.46; 7, Natalie Martindale STV 12.86; 8, Lusia Puleanga TGA 13.02

Heat 2: (-0.5) 1, Pendareva 11.41; 2, Davis 11.44; 3, Tröger 11.46; 4, Tarnopolskaya 11.52; 5, Hermin Joseph DMA 11.62; 6, Lydia De Vega PHI 12.24; 7, Erin Tierney COK 13.16; 8, Wenona Steven NRU 14.70

Heat 3: (-0.2) 1, Devers 11.16; 2, Vorster 11.31; 3, Mitchell 11.36; 4, Jean-Charles 11.46; 5, Hana Benesova TCH 11.72; 6, Oumou Sow GUI 12.52; 7, Feroza Khatton BAN 12.68; 8, Melvina Wulah LBR 12.70

Heat 4: (-0.3) 1, Gainsford 11.32; 2, Ottey 11.36; 3, Jardim 11.47; 4, Amaral 11.59; 5, Heather Samuel ANT 11.64; 6, Rita Pattipieihy INA 12.44; 7, Ismenia Frederico CPV 13.03

Heat 5: (0.0) 1, Onyali 11.23; 2, Bogoslovskaya 11.40; 3, Wang 11.43; 4, Poelman 11.44; 5, Dimitrova 11.55; 6, Mensah 11.59; 7, Shabana Akhtar PAK 12.76; 8, Ovidia Luis Afonso STP 13.09

Heat 6: (-0.1) 1, Voronova 11.31; 2, Allen 11.46; 3, Nkoma 11.67; 4, Seymour 11.68; 5, Odiah Sidibe FRA 11.69; 6, Dedra Davis BAH 12.00; 7, Rachelle Godonou BEN 12.93; 8, Said Nassiantli COM 14.70

Heat 7: (0.2) 1, Paschke 11.31; 2, Torrence 11.43; 3, Kinch 11.43; 4, Hermesniemi 11.44; 5, Ferrer 11.50; 6, Genevieve Obone GAB 12.57; 7, Deirdre Caruana MLT 12.60; 8, Nguyen Thi Tuyet Mai VIE 12.73

Second round (First 4 to semi-finals) (Aug 15)

Heat 1: (0.0) 1, Torrence 11.02; 2, Mitchell 11.23; 3, Voronova 11.29; 4, Allen 11.30; 5, Petya Pendareva BUL 11.38; 6, Jacqueline Poelman NED 11.50; 7, N'deye Binta Dia SEN 11.60; 8, Cleide Amaral BRA 11.68

Heat 2: (0.2) 1, Onyali 10.97; 2, Privalova 11.14; 3, Finn 11.21; 4, McDonald 11.33; 5, Sanna Hermesniemi FIN 11.40; 6, Desislava Dimitrova BUL 11.45; 7, Wang Hui-Chen TPE 11.54; 8, Maguy Nestore FRA 11.60

Heat 3: (-0.1) 1, Ottey 11.19; 2, Paschke 11.27; 3, Davis 11.27; 4, Gainsford 11.29; 5, Miriam Ferrer CUB 11.43; 6, Lucracia Jardim POR 11.50; 7, Georgette Nkoma CMR 11.63; 8, Michelle Seymour NZL 11.79

Heat 4: (0.7) 1, Devers 11.04; 2, Vorster 11.24; 3, Tröger 11.29; 4, Tarnopolskaya 11.30; 5, Olga Bogoslovskaya RUS 11.32; 6, Valérie Jean-Charles FRA 11.39; 7, Beverly Kinch GBR 11.40; 8, Philomena Mensah GHA 11.67

Semi-finals (First 4 to final) (Aug 16)

Heat 1: (-0.3) 1, Ottey 10.87; 2, Torrence 10.87; 3, Voronova 11.17; 4, Allen 11.19; 5, Pauline Davis BAH 11.21; 6, Elinda Vorster RSA 11.22; 7, Michelle Finn USA 11.25; 8, Zhanna Tarnopolskaya UKR 11.36

Heat 2: (-0.6) 1, Devers 11.03; 2, Privalova 11.06; 3, Onyali 11.06; 4, Mitchell 11.26; 5, Melanie Paschke GER 11.28; 6, Sabine Tröger AUT 11.37; 7, Melinda Gainsford AUS 11.53; Beverly McDonald JAM DNF

Stuttgart 1993

Final (Aug 16) (0.3)

			To 1000th
1,	Gail Devers	USA	10.82
2,	Merlene Ottey	JAM	10.82
3,	Gwen Torrence	USA	10.89
4,	Irina Privalova	RUS	10.96
5,	Mary Onyali	NGR	11.05
6,	Natalya Voronova	RUS	11.20
7,	Nikole Mitchell	JAM	11.20
8,	Liliana Allen	CUB	11.23

At the Barcelona Olympic Games, Gail Devers took the 100m title by just one hundredth of a second. Stuttgart saw Devers win again by an even narrower margin.

Gothenburg 1995

Final (Aug 7) (0.9)

1,	Gwen Torrence	USA	10.85	0.135
2,	Merlene Ottey	JAM	10.94	0.145
3,	Irina Privalova	RUS	10.96	0.233
4,	Carlette Guidry	USA	11.07	0.193
5,	Zhanna Pintusevich	UKR	11.07	0.127
6,	Melanie Paschke	GER	11.10	0.141
7,	Mary Onyali	NGR	11.15	0.128
8,	Juliet Cuthbert	JAM	11.44	0.143

In contrast to the closeness of the Stuttgart final Torrence won by the comfortable margin of 0.09 from Ottey and Privalova. Even so, she was not certain she had won and paused in her celebrations to watch a replay of the race on the stadium scoreboard.

The three medallists were, improbably, drawn in the same semi-final which Torrence won in a world-leading 10.84 from Ottey (10.85) and Privalova (10.90). An unlucky fifth in that race was Greece's Katerina Thanou, whose time of 11.09 was the same as the winning time in the other semi.

Ottey's silver gave her a record 11 World Championship medals. Torrence brought her total to seven. "The 100 is every sprinter's dream; it's a glamour event," she said. "Everyone knows who's the world's fastest woman. I've been after that title and I'm glad I got it."

First round (First 3 & 8 fastest to second round) (Aug 6)

Heat 1: (0.5) 1, Leshchova 11.27; 2, Onyali 11.44; 3, Rakotondrabe 11.51; 4, Benavides 11.52; 5, Andrea Philipp GER 11.66; 6, Stephanie Douglas GBR 11.67; 7, Magdalena Anusue Nguema GEO 13.62

Heat 2: (-0.4) 1, Ottey 11.15; 2, Voronova 11.23; 3, Tombiri 11.42; 4, Pendareva 11.45; 5, Becker 11.54; 6, Marija Ramela Markt CRO 11.87; 7, Sortelina da Silva STP 13.16

Heat 3: (0.5) 1, Pintusevich 11.34; 2, Allen 11.35; 3, Joseph 11.52; 4, Jayasinghe 11.53; 5, Simmone Jacobs GBR 11.60; 6, Jerneja Perc SLO 11.86; 7, Brianie Massaka CGO 12.67

Heat 4: (0.4) 1, Cuthbert 11.26; 2, Samuel 11.23; 3, Hernesniemi 11.47; 4, Fynes 11.52; 5, Felipe Palacios COL 11.63; 6, Damayanthi Darsha SRI 11.65; 7, Kate Clarke LBR 13.45; 8, Awa Diarra MTN 13.86

Heat 5: (0.5) 1, Torrence 11.11; 2, Thanou 11.27; 3, Opara-Thompson 11.31; 4, Georgieva 11.36; 5, Chandra Sturupp BAH 11.59; 6, Georgette Nkoma CMR 11.80; 7, Shabana Akhtar PAK 12.40

Heat 6: (0.3) 1, Guidry 11.18; 2, Gainsford 11.32; 3, Brock 11.56; 4, Nora Ivanova BUL 11.57; 5, Katia Santos BRA 11.68; 6, Odile Singa FRA 11.70; 7, Thi Lan Ank Hoang VIE 12.42; Desiree Cocks AIA DNS

Heat 7: (-0.3) 1, Paschke 11.15; 2, Thomas 11.34; 3, Combe 11.39; 4, Clarke 11.40; 5, Wang Hui-Chen TPE 11.84; 6, Thounphore Phommasanh LAO 13.86; Natalie Jones GRN DNS

Heat 8: (0.4) 1, Privalova 11.28; 2, Mondie-Milner 11.40; 3, McDonald 11.52; 4, Bangue 11.54; 5, Cleide Amaral BRA 11.57; 6, Judith Boshoff NAM 12.14; Antonia de Jesus ANG DNS

Second round (First 4 to semi-finals) (Aug 6)

Heat 1: (0.4) 1, Mondie-Milner 11.26; 2, Paschke 11.27; 3, Leshchova 11.33; 4, Gainsford 11.35; 5, Hermin Joseph DMA 11.44; 6, Virgin Benavides CUB 11.49; 7, Mary Tombiri NGR 11.52; 8, Petya Pendareva BUL 11.55

Heat 2: (1.2) 1, Torrence 11.10; 2, Pintusevich 11.13; 3, Onyali 11.22; 4, McDonald 11.22; 5, Natalya Voronova RUS 11.35; 6, Zlatka Georgieva BUL 11.37; 7, Gabriele Becker GER 11.54; 8, Delphine Combe FRA 11.68

Heat 3: (0.7) 1, Privalova 11.16; 2, Ottey 11.17; 3, Thanou 11.28; 4, Opara-Thompson 11.41; 5, Eldece Clarke BAH 11.49; 6, Heather Samuel ANT 11.51; 7, Susantika Jayasinghe SRI 11.76; 8, Mirtha Brock COL 11.99

Heat 4: (0.8) 1, Guidry 11.03; 2, Cuthbert 11.09; 3, Allen 11.25; 4, Hernesniemi 11.31; 5, Paula Thomas GBR 11.33; 6, Savatheda Fynes BAH 11.36; 7, Hanitriana Rakotondrabe MAD 11.46; 8, Frédérique Bangue FRA 11.55

Semi-finals (First 4 to final) (Aug 7)

Heat 1: (1.4) 1, Torrence 10.84; 2, Ottey 10.85; 3, Privalova 10.90; 4, Pintusevich 11.09; 5, Katerina Thanou GRE 11.09; 6, Liliana Allen CUB 11.24; 7, Christy Opara-Thompson NGR 11.37; 8, Sanna Hernesniemi FIN 11.51

Heat 2: (-0.7) 1, Guidry 11.09; 2, Paschke 11.13; 3, Cuthbert 11.13; 4, Onyali 11.19; 5, Celena Mondie-Milner USA 11.24; 6, Melinda Gainsford AUS 11.29; 7, Beverly McDonald JAM 11.31; 8, Yekaterina Leshchova RUS 11.34

Athens World Championships, and she was regarded as the world woman athlete of the 1997, but the story had a sad ending as noted below in the report of the 2001 100m.

Jones had to work hard for victory against a much shorter opponent, Pintusevich. She was away slightly the faster but they were locked together at 50m (6.03) and 60m (6.97); Pintusevich was 1/100th ahead at 70m but they were level again at 80m before Jones moved into a 2/100ths lead to win in a personal best of 10.83. Pintusevich, who set a Ukrainian record of 10.85, at first thought she had won and started a lap of honour, only to sink to her knees when she heard the official result. Two metres behind, Fynes edged Arron for the bronze medal.

For Ottey – fourth in 1983, third in 1987 and 1991, second in 1993 and 1995 – the hoped for progression to first, at the age of 37, did not materialise. She failed to hear the recall gun for a false start and sprinted flat out for over 50m. She walked back very slowly while the others waited at the start but the damage was done and she gave up when in the race proper she realised she couldn't catch the leaders.

First round (First 3 & 8 fastest to second round) (Aug 2)

Heat 1: (0.4) 1, Arron 11.13; 2, Voronova 11.31; 3, Liu 11.35; 4, Samuel 11.46; 5, Iryna Pukha UKR 11.75; 6, Tamara Shanidze GEO 11.97; 7, Antonia Cadore GRN 12.00

Heat 2: (-1.5) 1, Thanou 11.32; 2, Philipp 11.33; 3, Ferguson 11.47; 4, Hernesniemi 11.54; 5, Sandra Borrero COL 11.83; 6, Cydonie Mothersill CAY 11.87; 7, N. Rabbaiya INA 12.43; 8, Peoria Koshiba PLW 14.55

Heat 3: (0.1) 1, Ottey 11.27; 2, Paschke 11.31; 3, Clarke 11.36; 4, Manuela Levorato ITA 11.57; 5, Johanna Manninen FIN 11.59; 6, Elma Muros-Posadas PHI 12.19; 7, Laure Kutey BEN 12.38

Heat 4: (0.1) 1, Pintusevich 11.01; 2, Jardim 11.30; 3, Gaines 11.30; 4, de Moura 11.37; 5, Tsoni 11.48; 6, Marcia Richardson GBR 11.65; 7, Deirdre Caruana MLT 12.73; 8, Edouwe Appin NRU 14.19

Heat 5: (0.0) 1, Fynes 11.18; 2, Ajunwa 11.28; 3, Rakotondrabe 11.33; 4, Hewitt 11.54; 5, Aida Diop SEN 11.61; 6, Giada Gallina ITA 11.64; 7, Shyrome Hughes AIA 13.03

Heat 6: (0.0) 1, Li 11.21; 2, Pendareva 11.28; 3, Bangué 11.34; 4, Gainsford-Taylor 11.36; 5, Natalya Ignatova RUS 11.70; 6, Tiresa Pasetilo SAM 14.36; Hermin Joseph DMA DNS

Heat 7: (-0.7) 1, Jones 11.09; 2, McDonald 11.29; 3, Ivanova 11.42; 4, Kravchenko 11.46; 5, Simmone Jacobs GBR 11.58; 6, Myriam ManiCMR 11.62

Heat 8: (0.1) 1, Miller USA 11.07; 2, Möller GER 11.44; 3, Ojokolo NGR 11.53; 4, Pei 11.54; 5, Delphine Combe FRA 11.55; 6, Akxel Gürcan TUR 11.82; 7, Devi Maya Paneru NEP 12.97

Second round (First 3 & 4 fastest to semi-finals) (Aug 2)

Heat 1: (0.7) 1, Pintusevich 10.90; 2, Ajunwa 11.14; 3, Thanou 11.19; 4, Gaines 11.19; 5, Gainsford-Taylor 11.20; 6, Sanna Hernesniemi FIN 11.38; 7, Esther Möller GER 11.42; 8, Pei Fang CHN 11.50

Heat 2: (0.4) 1, Ottey 11.00; 2, Miller 11.23; 3, Philipp 11.26; 4, Ferguson 11.28; 5, Petya Pendareva BUL 11.39; 6, Lucimar de Moura BRA 11.44; 7, Hanitriana Rakotondrabe MAD 11.49; 8, Lauren Hewitt AUS 11.55

Heat 3: (0.3) 1, Jones 10.96; 2, Paschke 11.23; 3, Clarke 11.27; 4, Bangué 11.31; 5, Beverly McDonald JAM 11.31; 6, Li Xuemei CHN 11.36; 7, Endurance Ojokolo NGR 11.53; 8, Heather Samuel ANT 11.56

Heat 4: (-0.3) 1, Arron 11.04; 2, Fynes 11.16; 3, Voronova 11.17; 4, Nora Ivanova BUL 11.36; 5, Liu Xiaomei CHN 11.37; 6, Lucrécia Jardim POR 11.40; 7, Anzheta Kravchenko UKR 11.43; 8, Maria Tsoni GRE 11.62

Semi-finals (First 4 to final) (Aug 3)

Heat 1: (0.1) 1, Pintusevich 11.10; 2, Arron 11.13; 3, Paschke 11.34; 4, Gaines 11.35; 5, Natalya Voronova RUS 11.35; 6, Eldece Clarke BAH 11.41; 7, Chioma Ajunwa NGR 11.41; 8, Frédérique Bangue FRA 11.44

Heat 2: (-0.1) 1, Jones 10.94; 2, Ottey 11.08; 3, Fynes 11.11; 4, Miller 11.17; 5, Katerina Thanou GRE 11.34; 6, Melinda Gainsford-Taylor AUS 11.35; 7, Debbie Ferguson BAH 11.39; 8, Andrea Philipp GER 11.40

Athens 1997

Final (Aug 3) (0.4)

1,	Marion Jones	USA	10.83	0.160
2,	Zhanna Pintusevich	UKR	10.85	0.130
3,	Savatheda Fynes	BAH	11.03	0.184
4,	Christine Arron	FRA	11.05	0.165
5,	Inger Miller	USA	11.18	0.117
6,	Melanie Paschke	GER	11.19	0.138
7,	Merlene Ottey	JAM	11.29	0.139
8,	Chryste Gaines	USA	11.32	0.143

Reigning champion Torrence declined an invitation to defend and Olympic Champion Devers qualified only for the relay, but the title remained in American hands thanks to Jones. Although hailed as a precocious sprinting sensation since she set world age-15 bests of 11.17 and 22.76 in 1991 this was her senior debut in a major international championship. Her success was one of the brightest moments of the

Seville 1999

Final (Aug 22) (-0.1)

1,	Marion Jones	USA	10.70	0.120
2,	Inger Miller	USA	10.79	0.129
3,	Katerina Thanou	GRE	10.84	0.116
4,	Zhanna Pintusevich-Block	UKR	10.95	0.135
5,	Gail Devers	USA	10.95	0.125
6,	Christine Arron	FRA	10.97	0.162
7,	Chandra Sturupp	BAH	11.06	0.134
8,	Mercy Nku	NGR	11.16	0.152

The event set new standards for a single meeting with no fewer than nine marks inside 10.87. The quarter-finals saw Thanou and Miller throw off the wraps surprisingly early with personal bests of 10.86, only for defending champion Jones to stamp her authority with a year's

best of 10.76. In the first semi-final Miller and Thanou, drawn together, pulled out all the stops to improve again to 10.81 and 10.82 while Jones was content to win her race in 10.83 ahead of Olympic Champion Devers, whose 10.94 was her best for two years.

Miller returned less than two hours later to notch another lifetime best of 10.79 in the final but Jones was still a metre ahead in 10.70, her best-ever low altitude time. She covered the first 50m in 5.93, the second in 4.77, reaching 60m a metre up in 6.85.

First round (First 3 & 11 fastest to second round) (Aug 21)

Heat 1: (-0.6) 1, Jones 11.22; 2, Phillip 11.38; 3, Hewitt 11.41; 4, Gevaert 11.48; 5, Christine Bloomfield GBR 11.61; 6, Tan Shieh Li SIN 12.40; 7, Anais Oyembo GAB 12.46

Heat 2: (-0.4) 1, Arron 11.10; 2, Privalova 11.45; 3, Taplin 11.45; 4, Hartman 11.49; 5, Aminata Diouf SEN 11.65; 6, Monica Twum GHA 11.70; 7, Jennifer Caraballo PUR 12.43

Heat 3: (-0.3) 1, Miller 11.21; 2, Ferguson 11.34; 3, Benth 11.42; 4, Maduka 11.43; 5, Wagner 11.57; 6, Heather Samuel ANT 11.65; 7, Joanna Houareau SEY 12.14; 8, Ekundayo Williams SLE 13.08

Heat 4: (-0.2) 1, Sturup 11.32; 2, Allen 11.39; 3, Jayasinghe 11.42; 4, Manninen 11.52; 5, Peris-Kneebone 11.52; 6, Ekk 11.54; 7, Hanitriinaia Rakotondrabe MAD 11.59

Heat 5: (-0.7) 1, Thánou 11.10; 2, Mensah 11.24; 3, Nku 11.38; 4, Saronnikova 11.44; 5, Myriam Mani CMR 11.61; 6, Gabriele Rockmeier GER 11.62; 7, Litiانا Miller FIJ 14.23

Heat 6: (0.4) 1, Pendareva 11.16; 2, Fynes 11.21; 3, Endurance Ojokolo 11.42; 4, Lucimar de Moura 11.51; 5, Adusei 11.53; 6, Emma Wade BIZ 12.30; 7, Yah Koita MLI 12.48

Heat 7: (-0.6) 1, Pintusevich-Block 11.20; 2, Devers 11.32; 3, Ignatova 11.40; 4, Dowdie 11.44; 5, Motoka Arai JPN 11.64; 6, Lyubov Perepelova UZB 11.78; 7, Siulolo Liku TGA 12.78; 8, Lucy Seiulialii SAM 15.61

Second round (First 4 to semi-finals) (Aug 21)

Heat 1: (-0.3) 1, Thánou 10.86; 2, Sturup 11.00; 3, Nku 11.09; 4, Devers 11.10; 5, Katia Benth FRA 11.28; 6, Wendy Hartman RSA 11.46; 7, Oksana Ekk RUS 11.60; 8, Peta-Gaye Dowdie JAM 12.01

Heat 2: (0.7) 1, Miller 10.86; 2, Pintusevich-Block 10.94; 3, Phillip 11.06; 4, Allen 11.10; 5, Endurance Ojokolo NGR 11.14; 6, Joice Maduka GBR 11.28; 7, Nova Peris-Kneebone AUS 11.36; 8, Johanna Manninen FIN 11.45

Heat 3: (-0.1) 1, Arron 11.00; 2, Mensah 11.09; 3, Fynes 11.20; 4, Hewitt 11.28; 5, Cheryl Taplin USA 11.33; 6, Natalya Ignatova RUS 11.39; 7, Marion Wagner GER 11.51; 8, Kim Gevaert BEL 11.54

Heat 4: (0.3) 1, Jones 10.76; 2, Ferguson 11.06; 3, Saronnikova 11.17; 4, Pendareva 11.19; 5, Lucimar de Moura BRA 11.31; 6, Martha Adusei CAN 11.64; Irina Privalova RUS & Susanthika Jayasinghe SRI DNS

Semi-finals (First 4 to final) (Aug 22)

Heat 1: (0.1) 1, Miller 10.81; 2, Thánou 10.83; 3, Sturup 11.02; 4, Nku 11.11; 5, Liliana Allen MEX 11.13; 6, Philomina Mensah CAN 11.26; 7, Petya Pendareva BUL 11.28; 8, Natalya Saronnikova BLR 11.33

Heat 2: (-0.1) 1, Jones 10.83; 2, Devers 10.94; 3, Pintusevich-Block 10.98; 4, Arron 11.04; 5, Debbie Ferguson BAH 11.12; 6, Savatheda Fynes BAH 11.15; 7, Andrea Phillip GER 11.27; 8, Lauren Hewitt USA 11.29

Edmonton 2001

Final (Aug 6) (0.3)

1,	Zhanna Pintusevich-Block	UKR	10.82	0.123
2,	Katerina Thánou	GRE	10.91	0.145
3,	Chandra Sturup	BAH	11.02	0.154
4,	Christy Gaines	USA	11.06	0.141
5,	Debbie Ferguson	BAH	11.13	0.189
6,	Mercy Nku	NGR	11.17	0.142
	Marion Jones	USA	DQ (r40.8)	0.146
			(10.85)	
	Kelli White	USA	DQ (r40.8)	0.151
			(11.15)	

It was the most shocking result of the entire Edmonton Championships. Marion Jones was defeated at 100m after a streak of 54 wins over four years. Her conqueror was Zhanna Pintusevich-Block, the woman who had so nearly defeated Jones to win in 1997.

Jones appeared to be set for another victory after breaking 11 seconds in the first two rounds. In her semi-final, she was drawn to the left of Pintusevich-Block, who got the better start and refused to let Jones past. Even though this was not the final, the loss was significant as Jones had made a habit of winning all of her races. Seeing her behind the opposition for once was an unusual sight.

In the final, the two were drawn together again. The Ukrainian again got the best start and held off Jones, who had previously won 42 successive finals in the event. Thánou repeated her 1999 bronze.

"There is only one way to beat Marion," said the ecstatic winner, "and that is not to make any mistakes."

In October 2007, Jones confessed to doping violations dating back to just before the 2000 Olympic Games. All her performances from September 1, 2000 were annulled by the IOC and/or the IAAF. These included three Olympic golds from Sydney 2000. Worse, she was imprisoned for six months in 2008 for having lied to US Federal Agents investigating the Californian Bay Area Laboratory Co-Operative (Balco) steroid affair. In 2012, Block was also confirmed as a doping offender, but only for a period which began after the Edmonton World Championships.

First round (First 3 & 8 fastest to second round) (Aug 5)

Heat 1: (0.9) 1, Saronnikova 11.44; 2, Ignatova 11.45; 3, Mayers 11.52; 4, Vida Nsiah GHA 11.56; 5, Hemahayuh INA 12.51; 6, Detsalena Olsson NRU 14.04; White DQ (r40.8) (11.36)

Heat 2: (0.1) 1, Sturup 11.26; 2, Bangué 11.41; 3, Williams 11.41; 4, Patsou 11.53; 5, Louise Ayetoché CIV 11.53; 6, Shamha Ahmed MDV 12.27; 7, Aseel Danan JOR 12.77

Heat 3: (0.5) 1, Pintusevich-Block 11.14; 2, Rockmeier 11.39; 3, Onyali 11.39; 4, Richardson 11.52; 5, Peta-Gaye Barrett JAM 11.88; 6, Montserrat Pujol AND 13.38; 7, Twinsane Sam SAM 13.87

Heat 4: (-1.3) 1, Mani 11.37; 2, Levorato 11.46; 3, Manninen 11.49; 4, Paschke 11.51; 5, Dikeledi Moropane RSA 11.63; 6, Peoria Koshiba PLW 13.50; 7, Priscilla Walenenea SOL 14.43

Heat 5: (-0.6) 1, Thánou 11.12; 2, Walker 11.36; 3, Kislova 11.39; 4, Lyubov Perepelova UZB 11.65; 5, Lerma Bulautian PHI 11.87; 6, Shyrone Hughes ANG 12.99; 7, Joanne Hallen SAM 13.40

Heat 6: (-0.2) 1, Ojokolo 11.13; 2, Bikar 11.31; 3, Wagner 11.43; 4, Shani Anderson GBR 11.54; 5, Marie-Jeanne Jerusalemie PYF 13.61; 6, Elysa William COK 13.37; Jones DQ (r40.8) (10.93)

Heat 7: (0.6) 1, Gevaert 11.35; 2, Gaines 11.36; 3, Adusei 11.41; 4, Benth 11.47; 5, Allen 11.46; 6, Choi Lok Lai MAC 12.74; 7, Mari Paz Mosanga Montanga GEO 13.04

Heat 8: (-0.9) 1, Nku 11.27; 2, Ferguson 11.39; 3, Oyeptian 11.45; 4, Victoria Kovyryna KAZ 11.86; 5, Valma Bass SKN 11.89; 6, Kadiatou Camara MLI 11.89; 7, Anna Pouhila TGA 13.57; Clarke DQ (r40.1) (11.48)

Second round (First 3 & 4 fastest to semi-finals) (Aug 5)

Heat 1: (0.0) 1, Ojokolo 11.13; 2, Mani 11.13; 3, Levorato 11.29; 4, Manninen 11.33; 5, Alenka Bikar SLO 11.34; 6, Marion Wagner GER 11.43; 7, Efosini Patsou GRE 11.65; Jones DQ (r40.8) (10.97)

Heat 2: (-3.4) 1, Pintusevich-Block 11.16; 2, Gaines 11.31; 3, Ferguson 11.35; 4, Kim Gevaert BEL 11.56; 5, Mariya Kislova RUS 11.58; 6, Melanie Paschke GER 11.60; 7, Abiodun Oyeptian GBR 11.61; Venoly Clark CAN DQ (r40.1) (11.68)

Heat 3: (0.8) 1, Sturup 11.08; 2, Nku 11.14; 3, Williams 11.24; 4, Mayers 11.31; 5, Rockmeier 11.33; 6, Frédéricque Bangué FRA 11.35; =7, Martha Adusei CAN & Liliana Allen MEX 11.43

Heat 4: (-1.3) 1, Thánou 10.97; 2, Onyali 11.29; 3, Astia Walker JAM 11.39; 4, Natalya Saronnikova BLR 11.40; 5, Natalya Ignatova RUS 11.46; 6, Katia Benth FRA 11.54; 7, Marcia Richardson GBR 11.59; White DQ (r40.8) (11.11)

Semi-finals (First 4 to final) (Aug 6)

Heat 1: (-2.3) 1, Pintusevich-Block 10.94; 2, Ferguson 11.10; 3, Gaines 11.12; 4, Endurance Ojokolo NGR 11.20; 5, Myriam Mani CMR 11.26; 6, Gabi Rockmeier GER 11.48; 7, Manuela Levorato ITA 11.50; Jones DQ (r40.8) (10.95)

Heat 2: (0.3) 1, Thánou 11.05; 2, Sturup 11.17; 3, Nku 11.27; 4, Mary Onyali NGR 11.29; 5, Angela Williams USA 11.31; 6, Natasha Mayers VIN 11.35; 7, Johanna Manninen FIN 11.46; White DQ (r40.8) (11.19)

Paris 2003

Final (Aug 24) (0.9)

1,	Torri Edwards	USA	10.93	0.133
2,	Chandra Sturup	BAH	11.02	0.136
3,	Katerina Thánou	GRE	11.03	0.219
4,	Christine Arron	FRA	11.06	0.182
5,	Aleen Bailey	JAM	11.07	0.205
6,	Gail Devers	USA	11.11	0.150
	Kelli White	USA	DQ (r40.1)	0.184
			(10.85)	
	Zhanna Block	UKR	DQ (r40.8)	0.160
			(10.99)	

Four of the Edmonton finalists reached that stage again, though not Marion Jones who had just given birth. The defending champion, now known as Zhanna Block, was not quite at her best because of a back injury. White had emerged as the favourite after recent wins in London (10.93) and Berlin (10.84w). In the final it was another American, Edwards, who was quickest away from lane 1. She led for the first half of the race before White powered through to win in 10.85, while Block also finished strongly for the bronze.

Six days later, and after also claiming the gold at 200m, it was confirmed that White had tested positive in Paris for the stimulant monodifil, which, though not on the list of banned drugs, was regarded by the IAAF as "related" to an illegal substance. White claimed she had taken the drug provigil (containing monodifil) because she had been diagnosed as suffering from narcolepsy, a rare condition characterised by sudden episodes of deep sleep. However, she had not declared the drug on doping control forms. Pending hearings by the IAAF and the United States Anti-Doping Agency, White was allowed to compete in post-Paris meetings and placed third in the yearly world athlete standings after Hestrie Cloete and Carolina Klüft.

In May 2004, White admitted having taken anabolic steroids and erythropoietin (EPO) over a three-year period. She was suspended for two years and all her results from December 15, 2000 – including those from Edmonton and Paris – were annulled. After nine months, Torri Edwards was declared the rightful World Champion.

The list of doping offenders continued in 2012 when Block was found guilty of "Taking advantage of, use or attempted use of a prohibited substance or a prohibited technique." Like Marion Jones, she was identified as a customer of the Californian Bay Area Laboratory Co-operative (Balco). As well as a two-year suspension, all of Ukrainian's results from November 30, 2001 were annulled. So she kept her Edmonton gold but lost her Paris silver.

First round (First 3 & 8 fastest to second round) (Aug 23)

Heat 1: (0.1) 1, Sturupp 11.08; 2, Perepelova 11.30; 3, Anim 11.35; 4, Nku 11.52; 5, Camara 11.70; 6, Olympia Zacharias NRU 14.07; 7, Joanne Hallen SAM 14.33

Heat 2: (0.3) 1, Edwards 11.13; 2, Pillay 11.40; 3, Ojokolo 11.50; 4, Dube 11.71; 5, Shamsunnahar Chumki BAN 12.27; 6, Yahanatou Ibrahim NIG 12.97; 7, Temreta Martin KIR 14.42

Heat 3: (-0.2) 1, Ottey 11.26; 2, Gevaert 11.30; 3, Fynes 11.49; 4, Grace-Ann Dinkins LBR 11.90; 5, Irma Navarette NCA 12.93; 6, Lima Azimi AFG 18.37; White DQ (40.1) (11.26)

Heat 4: (-0.1) 1, Jayasinghe 11.20; 2, Onyali 11.50; 3, Lerma Gabito PHI 11.99; 4, Mariam Inshavili GEO 12.64; 5, Svetlana Pessova TKM 13.05; 6, Tricia Flores BIZ 13.89; Liliana Allen MEX DNS. Block DQ (40.8) (11.13)

Heat 5: (0.3) 1, Kislova 11.26; 2, Maduaka 11.31; 3, Eggerth 11.44; 4, Mayers 11.81; 5, Nadesca Sprockel AHO 12.61; 6, Jenny Keni SOL 12.64; 7, Marie-Jeanne Binga GAB 12.88; 8, Vladislava Ovcharenko TJK 13.34

Heat 6: (0.1) 1, Thánou 11.09; 2, Tabakova 11.24; 3, Pastushenko 11.30; 4, Ferguson 11.32; 5, Heather Samuel ANT 12.24; 6, Ngerak Florenci PLW 12.85; 7, Liovalia Lopes GBS 13.43

Heat 7: (-0.2) 1, Arron 11.15; 2, Devers 11.17; 3, Kitson 11.70; 4, Sangano 11.79; 5, Saira Fazal PAK 12.75; 6, Riwa Tiha JOR 13.00; 7, Aminata Kamissoko MTN 13.70

Heat 8: (0.7) 1, Bailey 11.23; 2, Mayr-Krifka 11.31; 3, Khubbiya 11.35; 4, Benavides 11.41; 5, Wan Kin Yee HKG 12.27; 6, Mari Paz Mosanga Motanga GEO 12.73; 7, Chandra Kala Thapa NEP 13.02; 8, Susan Tama VAN 13.45

Second round (First 4 to semi-finals) (Aug 23)

Heat 1: (0.0) 1, Sturupp 10.98; 2, Devers 11.16; 3, Gevaert 11.23; 4, Kislova 11.26; 5, Virgin Benavides CUB 11.40; 6, Geraldine Pillay RSA 11.47; 7, Judith Kitson JAM 11.61; Natasha Mayers VIN DNS

Heat 2: (-0.1) 1, Arron 11.08; 2, Ottey 11.31; 3, Perepelova 11.35; 4, Agnė Eggerth LTU 11.36; 5, Endurance Ojokolo NGR 11.55; 6, Winneth Dube ZIM 11.69; 7, Kadiatou Camara MLI 11.73; 1, Block DQ (40.8) (11.08)

Heat 3: (0.2) 1, Thánou 11.11; 2, Ferguson 11.26; 3, Onyali 11.31; 4, Karin Mayr-Krifka AUT 11.34; 5, Yelena Pastushenko UKR 11.36; Susanthika Jayasinghe SRI DNF; White DQ (40.1) (10.96); Makaridja Sangoon CIV DNS

Heat 4: (0.0) 1, Edwards 11.08; 2, Bailey 11.16; 3, Tabakova 11.25; 4, Maduaka 11.29; 5, Vida Anim GHA 11.29; 6, Savatheda Fynes BAH 11.36; 7, Mercy Nku NGR 11.37; 8, Guzel Khubbiya UZB 11.42

Semi-finals (First 4 to final) (Aug 24)

Heat 1: (0.8) 1, Arron 11.01; 2, Bailey 11.15; 3, Marina Kislova RUS 11.15; 4, Merlene Ottey SLO 11.26; 5, Kim Gevaert BEL 11.32; Lyubov Perepelova UZB DNS. White DQ (40.1) (10.96); Block DQ (40.8) (11.02)

Heat 2: (-0.4) 1, Sturupp 11.06; 2, Thánou 11.08; 3, Edwards 11.11; 4, Devers 11.12; 5, Debbie Ferguson BAH 11.27; 6, Mary Onyali NGR 11.35; 7, Yuliya Tabakova RUS 11.36; 8, Joice Maduaka GBR 11.40

7,	Muna Lee	USA	11.09	0.153
8,	Yuliya Nesterenko	BLR	11.13	0.144

Campbell, unbeaten at 100m in 2005 prior to Helsinki, was the favourite, together with Arron and Sturupp, who had each lost once. All won their first two races with Arron fastest of the day with 11.03 in her quarter-final. The semi-finals featured Arron at her best in the first race, as she effortlessly passed Campbell with 20m to go to clock 10.96. Williams showed surprising strength in the other race, holding off Sturupp and Nesterenko in 11.03.

Sturupp and Barber reacted quickest in the rainsoaked final, but Sturupp was much tidier in her pick-up, and led the field for 60m. Williams had got a good start, and was in second from 10m on. Showing great power she drove away from the field, with Arron in second place at 75m but trying too hard and tightening up. Campbell edged past Arron in the last 10m as Sturupp faded, but the Jamaican was never going to catch the diminutive (1.57/57Kg) Williams, who nevertheless did not know she had won until watching the scoreboard replay.

First round (First 3 & 8 fastest to second round) (Aug 7)

Heat 1: (-0.1) 1, Karastamati 11.40; 2, Kruglova 11.50; 3, Eloundou 11.59; 4, Nku 11.61; 5, Diane Borg MLT 12.61; 6, Dorelos Dogba PYF 13.44

Heat 2: (-0.4) 1, Arron 11.15; 2, Nesterenko 11.21; 3, Harrigan 11.55; 4, Yah Koïta MLI 12.06; 5, Pauline Kwalea SOL 13.43; 6, Tit Linda Sou CAM 13.45. Block DQ (40.8) (11.39)

Heat 3: (-0.1) 1, Simpson 11.33; 2, Lee 11.40; 3, Levorato 11.46; 4, Atangana 11.59; 5, Gloria Diogo STP 12.09; 6, Basma Al-Eshosh JOR 12.37; 7, Ngerak Florencio PLW 12.64

Heat 4: (-0.1) 1, Sturupp 11.15; 2, de Moura 11.40; 3, Bolikova 11.41; 4, Hannula 11.55; 5, Bikar 11.68; 6, Kaitinno Mwea Weata KIR 13.80; 7, Severina Chilala ANG 14.21

Heat 5: (-1.6) 1, Fyodorova 11.36; 2, Williams 11.38; 3, Anim 11.50; 4, Félix 11.54; 5, Deysie Sumigar INA 11.88; 6, Desiree Craggette GUM 12.80; 7, Marie-Victoire Mbok CAF 13.25

Heat 6: (-1.2) 1, Campbell 11.30; 2, Ojokolo 11.40; 3, Baptiste 11.48; 4, Jones 11.63; 5, Im Wa Cheong MAC 13.04; 6, Everagele Kelap FSM 13.51

Heat 7: (-1.3) 1, Bailey 11.52; 2, Pillay 11.60; 3, Affoué 11.65; 4, Ania 11.69; 5, Curlee Gumbs AIA 12.87; 6, Valentina Nazarova TKM 12.87; 7, Montserrat Pujol AND 13.01; 8, Christina Maltepe VAN 13.65

Heat 8: (-1.0) 1, Barber 11.32; 2, Gevaert 11.36; 3, Olupona 11.61; 4, Melissa Murillo COL 11.71; 5, Tricia Flores BIZ 12.59; 6, Olga Gerasimova TJK 12.95; 7, Rosa-Mystique Jone NRU 13.16

Second round (First 3 & 4 fastest to semi-finals) (Aug 7)

Heat 1: (-1.2) 1, Campbell 11.17; 2, Williams 11.22; 3, Fyodorova 11.37; 4, Geraldine Pillay RSA 11.48; 5, Heidi Hannula FIN 11.52; 6, Manuela Levorato ITA 11.79; 7, Sylvie Mbala Eloundou CMR 11.55; 8, Mercy Nku NGR 11.57

Heat 2: (-0.8) 1, Arron 11.03; 2, Nesterenko 11.18; 3, Bailey 11.29; 4, Tahesia Harrigan IVB 11.47; 5, Larisa Kruglova RUS 11.56; 6, Amandine Allou Affoué CIV 11.57; 7, Emma Ania GBR 11.57. Block DQ (40.8) (11.27)

Heat 3: (-0.1) 1, Sturupp 11.10; 2, Lee 11.22; 3, Gevaert 11.25; 4, Bolikova 11.27; 5, Karastamati 11.29; 6, Sylviane Félix FRA 11.51; 7, Toyin Olupona CAN 11.57; 8, Alenka Bikar SLO 11.69

Heat 4: (-0.1) 1, Simpson 11.12; 2, Barber 11.15; 3, de Moura 11.28; 4, Ojokolo 11.33; 5, Vida Anim GHA 11.41; 6, Kelliann Baptiste TTO 11.42; 7, Laverne Jones ISV 11.51; 8, Delphine Bertille Atangana CMR 11.52

Semi-finals (First 4 to final) (Aug 8)

Heat 1: (0.4) 1, Arron 10.96; 2, Campbell 11.00; 3, Barber 11.08; 4, Lee 11.10; 5, Aleen Bailey JAM 11.23; 6, Olga Fyodorova RUS 11.27; 7, Kim Gevaert BEL 11.30; 8, Endurance Ojokolo NGR 11.60

Heat 2: (1.3) 1, Williams 11.03; 2, Sturupp 11.09; 3, Nesterenko 11.10; 4, Simpson 11.15; 5, Maria Karastamati GRE 11.20; 6, Lucimar de Moura BRA 11.27; 7, Mariya Bolikova RUS 11.31. Zhanna Block UKR DQ (40.8) (11.18)

Osaka 2007

Final (Aug 27) (-0.2)

				To 1000th
1,	Veronica Campbell	JAM	11.01	0.167 (11.006)
2,	Lauryn Williams	USA	11.01	0.145 (11.008)
3,	Carmelita Jeter	USA	11.02	0.189
4,	Torri Edwards	USA	11.05	0.141
5,	Kim Gevaert	BEL	11.05	0.143
6,	Christine Arron	FRA	11.08	0.164
7,	Kerron Stewart	JAM	11.12	0.177
8,	Damola Osayomi	NGR	11.26	0.175

Campbell and Edwards had won their respective national titles, had seasonal bests of 10.89 and 10.90 respectively, and were co-favourites for the top spot. Jeter ran the fastest time of the day (11.07) in the first

Helsinki 2005

Final (Aug 8) (1.3)

1,	Lauryn Williams	USA	10.93	0.146
2,	Veronica Campbell	JAM	10.95	0.139
3,	Christine Arron	FRA	10.98	0.165
4,	Chandra Sturupp	BAH	11.09	0.113
5,	Me'Lisa Barber	USA	11.09	0.120
6,	Sherone Simpson	JAM	11.09	0.132

heat with Ottey eliminated in her eighth appearance over a record span of 24 years at the World Championships. At 47 years 108 days, she became the oldest ever competitor at a World Championship. Campbell and Edwards were the fastest in the second round and the next day were winners of the semi-finals.

In the final Gevaert took an early lead, with Williams and Edwards just behind. At halfway Williams had just edged ahead, but there was only 0.03 covering the top six at halfway. Campbell then powered to the front, leading by 30cm at the 70m mark. Williams closed sharply at the end of the race (as did Jeter), and it was virtually impossible to tell who had won. After a suspenseful wait – during which both Edwards and Williams were shown as first on the scoreboard – Campbell got the decision 11.006 to 11.008. Only the 1993 race was closer with 0.001 the winning margin. Behind them Jeter, who had a best of 11.48 before 2007, finished just 0.01 behind for the bronze medal, while Edwards made it a 2-3-4 for the USA. The first two reversed their positions from 2005.

First round (First 3 & 8 fastest to second round) (Aug 27)

Heat 1: (1.3) 1, Jeter 11.07; 2, Gevaert 11.09; 3, Jayasinghe 11.13; 4, Merlene Ottey SLO 11.64; 5, Inna Efimova BUL 11.66; 6, Nataliya Pohrebnyak UKR 11.71; 7, Fatou Tiyana GAMB 12.44; 8, Jenny Kern SOL 13.31

Heat 2: (-0.8) 1, Campbell 11.33; 2, Turner 11.46; 3, de Moura 11.49; 4, Mae Koime PNG 11.64; 5, Anastasiya Vinogradova KAZ 11.74; 6, Marestella Torres PHI 12.44; 7, Yvonne Bennett NMI 13.16; 8, Shokhida Ziyayeva TJK 13.16; 9, Aleksandra Vojneska MKD 13.24

Heat 3: (1.7) 1, McLellan 11.14; 2, Naimova 11.15; 3, Harrigan 11.26; 4, Affoué 11.27; 5, Sailer 11.33; 6, Valentina Nazarova TKM 12.02; 7, Charlene Attard MLT 12.06; 8, Selloane Tsoaeli LES 13.29; 9, Sry Hang CAM 13.55

Heat 4: (-0.7) 1, Arron 11.27; 2, McKenzie 11.36; 3, Lalova 11.47; 4, Khabarova 11.49; 5, Mkenku 11.50; 6, Momoko Takahashi JPN 11.98; 7, Barbara Rustignoli SMR 13.33; 8, Maria Ikelap FRA 13.93

Heat 5: (0.2) 1, Sturupp 11.32; 2, Stewart 11.35; 3, Springer 11.50; 4, Guzel Khubbiyeva UZB 11.59; 5, Carima Louami FRA 11.59; 6, Gloria Diogo STP 12.21; 7, Sze-Min Choo SIN 12.29; 8, Loi leong MAC 12.76; 9, Fathia Ali Bouraleh DJI 14.14

Heat 6: (0.3) 1, Lewis 11.16; 2, Brooks 11.29; 3, Douglas 11.39; 4, Korczyńska 11.41; 5, Grigorieva 11.44; 6, Kin Yee Wan HKG 12.12; 7, Elis Lapeñal VAN 13.10; 8, Lilly Pine KIR 13.86; 9, Waseelah Fadhil Saad YEM 14.31

Heat 7: (-0.9) 1, Polyakova 11.30; 2, Williams 11.41; 3, Manninen 11.52; 4, Paultette Zang-Milama GAB 11.53; 5, Myriam Léonie Mani COM 11.55; 6, Timicka Clarke BAH 11.59; 7, Florence Demberet CHA 13.01; 8, Fatima Mohammadi AFG 16.17

Heat 8: (0.8) 1, Edwards 11.14; 2, Osayomi 11.15; 3, Anim 11.22; 4, Kwakye 11.26; 5, Fletcher 11.28; 6, Milena Mlašević MNE 12.24; 7, Rosa Mystique Jones NRU 12.69; 8, Felicia Saburo PLW 13.40; 9, Bounkou Camara MTN 13.93

Second round (First 4 to semi-finals) (Aug 26)

Heat 1: (-0.2) 1, Edwards 11.13; 2, Stewart 11.20; 3, Osayomi 11.21; 4, Polyakova 11.24; 5, Sherry Fletcher GRN 11.32; 6, Tahesia Harrigan IVB 11.33; 7, Lucimar de Moura BRA 11.61; Nombulelo Mkenku USA DNS

Heat 2: (-0.2) 1, Campbell 11.08; 2, Gevaert 11.15; 3, Jeter 11.17; 4, Turner 11.32; 5, Inna Khabarova RUS 11.38; 6, Amandine Allou Affoué CIV 11.57; Susanthika Jayasinghe SRI DQ (r162.7); Johanna Manninen FIN DQ (r162.7)

Heat 3: (-0.1) 1, Arron 11.17; 2, Brooks 11.23; 3, Lewis 11.25; 4, Ferguson McKenzie 11.29; 5, Ivet Lalova BUL 11.33; 6, Montell Douglas GBR 11.43; 7, Verena Sailer GER 11.43; 8, Daria Korczyńska POL 11.44

Heat 4: (0.6) 1, Sturupp 11.32; 2, Williams 11.35; 3, Naimova 11.41; 4, McLellan 11.41; 5, Vida Anim GHA 11.36; 6, Jeanette Kwakye GBR 11.40; 7, Yekaterina Grigorieva RUS 11.49; 8, Sasha Springer-Jones TTO 11.56

Semi-finals (First 4 to final) (Aug 27)

Heat 1: (-0.3) 1, Edwards 11.02; 2, Williams 11.09; 3, Stewart 11.12; 4, Osayomi 11.18; 5, Tezzdhan Naimova BUL 11.18; 6, Chandra Sturupp BAH 11.22; 7, Laura Turner GBR 11.32; 8, Sally McLellan USA 11.32

Heat 2: (-0.1) 1, Campbell 10.99; 2, Arron 11.04; 3, Gevaert 11.06; 4, Jeter 11.08; 5, Mechelle Lewis USA 11.16; 6, Yevgeniya Polyakova RUS 11.16; 7, Sheri-Ann Brooks JAM 11.21; 8, Debbie Ferguson McKenzie BAH 11.25

semi-final with a 10.79 into a headwind. Jeter ran a lifetime best of 10.83 to win the other semi.

All four Jamaicans qualified for the final, where Fraser had markedly the best start and was almost a metre up after just 20m. That is where the race was won. By 60m (6.88) she was 0.08 ahead of Stewart, with Jeter third (7.01), and Campbell-Brown just ahead of Sturupp a half metre behind. Stewart then began to close, and was 0.05 behind at 80m (8.77 to 8.82). The taller Jamaican continued to close and a perfectly-timed twisting dip almost brought her victory as she veered into Fraser's lane (3) on her immediate left. The winning time of 10.73 was a Jamaican record and Stewart too ran her fastest ever time. Jeter repeated her Osaka bronze. Sturupp, aged 37, ran the fastest time ever for seventh place – 11.05 – beating the 11.06 she ran in the corresponding race 10 years earlier!

First round (First 3 & 5 fastest to second round) (Aug 16)

Heat 1: (0.1) 1, de Moura 11.41; 2, Fraser 11.41; 3, Wagner 11.49; 4, Hinestroza 11.61; 5, Paultette/Ruddy Zang Milama GAB 11.74; 6, Balpreet Kaur Purba SIN 12.30

Heat 2: (-0.3) 1, Stewart 11.31; 2, Anim 11.38; 3, Lalova 11.48; 4, Fukushima 11.52; 5, Feta Ahamada COM 11.80; 6, Fatou Tiyana GAMB 12.22; 7, Dana Abdulrazak IRQ 12.38

Heat 3: (-0.1) 1, Jeter 11.22; 2, Hodge 11.47; 3, Carol Rodriguez PUR 11.84; 4, Halimat Ismailia NGR 11.74; 5, Yah Koita MLI 12.16; 6, Rosa Mystique Jone NRU 13.42; Al-Gasara DQ (r40.8) (11.49)

Heat 4: (0.0) 1, Ferguson-McKenzie 11.26; 2, Sailer 11.29; 3, Osayomi 11.49; 4, Tavares 11.64; 5, Ivana Rozman MKD 12.60; 6, Sorai Bella Reklai PLW 13.75; 7, Robina Muçim Yaar AFG 14.24

Heat 5: (-0.7) 1, Bailey 11.29; 2, Polyakova 11.41; 3, Soumaré 11.45; 4, Hutchinson 11.54; 5, Ani Khachikyan ARM 12.30; 6, Alice Khan SEY 12.64; 7, Mariama Bah GUI 13.33

Heat 6: (-0.6) 1, Campbell-Brown 11.34; 2, Okparaebio 11.35; 3, Hackett 11.36; 4, Ferguson 11.57; 5, Gloria Diogo STP 11.78; 6, Philaylack Sacprasueath LAO 13.42; 7, Asenate Manoa TUV 13.75

Heat 7: (-0.5) 1, Williams 11.36; 2, Harrigan 11.39; 3, Pohrebnyak 11.54; 4, Momoko Takahashi JPN 11.75; 5, Martina Pretelli SMR 12.65; 6, Terani Faremiro PYF 12.96; 7, Tioiti Katutu KIR 14.38

Heat 8: (1.1) 1, Sturupp 11.28; 2, Gelifikh 11.47; 3, Khubbiyeva 11.63; 4, Serafi Anelies Unani INA 12.05; 5, Elis Lapeñal VAN 13.11; 6, Savannah Santosa ASA 14.23

Heat 9: (-0.5) 1, Baptiste 11.42; 2, Lee 11.44; 3, Artymata 11.47; 4, Courtney Patterson ISV 11.88; 5, Pia Tajnikar SLO 11.88; 6, Pauline Kwalea SOL 13.67; 7, Beatriz Mangu GEQ 14.03

Second round (First 3 & 4 fastest to semi-finals) (Aug 16)

Heat 1: (-0.3) 1, Stewart 10.92; 2, Sturupp 11.06; 3, Hackett 11.37; 4, Guzel Khubbiyeva UZB 11.43; 5, Ezime Okparaebio NOR 11.44; 6, Yevgeniya Polyakova RUS 11.52; 7, Ivet Lalova BUL 11.54; 8, Yomara Hinestroza COL 11.76

Heat 2: (0.8) 1, Williams 11.06; 2, Bailey 11.12; 3, Harrigan 11.21; 4, Anim 11.34; 5, Artymata 11.37; 6, Hutchinson 11.40; 7, Chisato Fukushima JPN 11.43; 8, Myriam Soumaré FRA 11.45

Heat 3: (0.1) 1, Campbell-Brown 10.99; 2, Ferguson-McKenzie 11.08; 3, Lee 11.13; 4, Sailer 11.26; 5, Anna Gelifikh RUS 11.46; 6, Nataliya Pohrebnyak UKR 11.49; 7, Sônia Tavares POR 11.55; Rakia Al-Gasara BRN DQ (r40.8) (11.51)

Heat 4: (-0.4) 1, Jeter 10.94; 2, Fraser 11.02; 3, Baptiste 11.05; 4, Lucimar de Moura BRA 11.44; 5, Virgil Hodge SKN 11.51; 6, Damola Osayomi NGR 11.55; 7, Sheniqua Ferguson BAH 11.59; 8, Marion Wagner GER 11.64

Semi-finals (First 4 to final) (Aug 17)

Heat 1: (-0.1) 1, Fraser 10.79; 2, Stewart 10.84; 3, Williams 11.01; 4, Ferguson-McKenzie 11.03; 5, Kelly-Ann Baptiste TTO 11.07; 6, Verena Sailer GER 11.24; 7, Tahesia Harrigan IVB 11.34; 8, Ayanna Hutchinson TTO 11.58

Heat 2: (-0.1) 1, Jeter 10.83; 2, Campbell-Brown 11.00; 3, Sturupp 11.01; 4, Bailey 11.16; 5, Muna Lee USA 11.18; 6, Vida Anim GHA 11.43; 7, Semoy Hackett TTO 11.45; 8, Eleni Artymata CYP 11.49

Berlin 2009

Final (Aug 17) (0.1)

1,	Shelly-Ann Fraser	JAM	10.73	0.146
2,	Kerron Stewart	JAM	10.75	0.170
3,	Carmelita Jeter	USA	10.90	0.160
4,	Veronica Campbell-Brown	JAM	10.95	0.135
5,	Lauryn Williams	USA	11.01	0.158
6,	Debbie Ferguson-McKenzie	BAH	11.05	0.130
7,	Chandra Sturupp	BAH	11.05	0.137
8,	Aleen Bailey	JAM	11.16	0.173

Jeter, Stewart and Campbell-Brown all cracked 11 seconds in the first two rounds, then Olympic Champion Fraser showed her form in the

Daegu 2011

Final (Aug 29) (-1.4)

1,	Carmelita Jeter	USA	10.90	0.167
2,	Veronica Campbell-Brown	JAM	10.97	0.234
3,	Kelly-Ann Baptiste	TTO	10.98	0.151
4,	Shelly-Ann Fraser-Pryce	JAM	10.99	0.194
5,	Blessing Okagbare	NGR	11.12	0.147
6,	Kerron Stewart	JAM	11.15	0.212
7,	Ivet Lalova	BUL	11.27	0.156
8,	Marshevet Hooker	USA	11.33	0.164

Pre-Daegu form in 2011 indicated a big four, Jeter, Campbell-Brown, Baptiste and the defending champion who was now known as Fraser-Pryce.

It was Fraser-Pryce who took an early lead in the final, with Jeter just behind her. At the biomechanical checkpoint of 64m, Jeter and Fraser-Pryce were level at 7.35 from Baptiste (7.39) with Campbell-Brown – isolated in lane eight – in fourth (7.42). Jeter went clear in the last 20m, as Fraser-Pryce faded, while Campbell-Brown finished like the 200m virtuoso that she is, catching Baptiste just before the line. For Jeter it was her first major outdoor title after bronzes in Osaka and Berlin. According to the Korean Society for Sports Biomechanics, she took 50.5 steps in the race, the highest total of all the finalists.

There was a preliminary round of five heats for unqualified athletes on the first morning of the championships before the three main rounds of the competition.

Preliminary round (First 3 & 4 fastest to "First" round) (Aug 27)

Heat 1: (-0.1) 1, Martinez 12.14; 2, Loutoy 12.29 (12.286); 3, Detenamo 12.63; 4, Shinelie Proctor AIA 12.89; 5, Chandra Kala Thapa NEP 13.17; 6, Boudsadee Vongdala LAO 13.56; 7, Kabotake Romeri KIR 13.71; Youlia Camara GUI DQ (r162.7)

Heat 2: (-0.5) 1, Atangana 11.57; 2, Ahamada 12.17; 3, Borg 12.29 (12.289); 4, Diogo 12.52; 5, Danté 12.62; 6, Maysa Rejepova TKM 13.43; 7, Mihler Wendolin FSM 14.69

Heat 3: (1.8) 1, Kutu-Akoi 11.62; 2, Ovcharenko 12.26; 3, Taea 12.44; 4, Cobb 12.64; 5, Nafissa Souleymane NIG 12.74; 6, Joycelyn Taurikeni SOL 13.16; 7, Rubie Joy Gabriel PLW 13.48

Heat 4: (1.8) 1, Jung 11.90; 2, Liao 11.98; 3, Paulo 12.85; 4, Maguy Safi Makanda COD 13.05; 5, Asenate Manoa TUV 13.92; 6, Megan West ASA 13.95; 7, Bounkou Camara MTN 14.05

Heat 5: (-1.3) 1, Quive 12.31; 2, Pretelli 12.47; 3, Rožman 12.48; 4, Yvonne Bennett NMI 12.78; 5, Susan Tama VAN 13.29; 6, Belinda Talakai TGA 13.73. Jamaludin DQ (r40.8) (12.06)

First round (First 3 & 4 fastest to semi-finals) (Aug 28)

Heat 1: (0.3) 1, Jeter 11.21; 2, Ferguson 11.36; 3, Kwakye 11.42; 4, Nelkis Casabona CUB 11.47; 5, Marta Jeschke POL 11.73; 6, Liao Ching-Hsien TPE 12.16; 7, Kaina Martinez BIZ 12.18; 8, Pollara Cobb GUM 12.55

Heat 2: (1.4) 1, Stewart 11.13; 2, Zang Milama 11.20; 3, Okparaebo 11.21; 4, Andreea Ogrăzeanu ROU 11.47; 5, Phobay Kutu-Akoi LBR 11.61; 6, Joanne Pricilla Loutoy SEY 12.35; 7, Ivana Rožman MKD 12.44; Hackett DQ (r40.8) (11.27)

Heat 3: (1.0) 1, Lalova 11.10; 2, Osayomi 11.15; 3, Ahye 11.20; 4, Laura Turner GBR 11.45; 5, Guzel Khubbiyeva UZB 11.46; 6, Yomara Hinestroza COL 11.57; 7, Martina Pretelli SMR 12.28; 8, Patricia Taea COK 12.63

Heat 4: (0.1) 1, Baptiste 11.27; 2, Fukushima 11.35; 3, Santos 11.38; 4, Mikele Barber USA 11.40; 5, Anyika Onuora GBR 11.41; 6, Delphine Atangana CMR 11.56; 7, Anatericia Quive MOZ 12.40; 8, Alda Paulo ANG 13.02

Heat 5: (0.9) 1, Okagbare 11.10; 2, Fraser-Pryce 11.13; 3, Silva 11.27; 4, Olga Bludova KAZ 11.63; 5, Diane Borg MLT 12.22; 6, Lovelite Detenamo NRU 12.51; Inna Efimova BUL DQ (r40.1) (11.36)

Heat 6: (2.2) 1, Soumaré 11.12w; 2, Hooker 11.16; 3, Povh 11.26; 4, Levy 11.34 (11.336); 5, Leena Günther GER 11.36; 6, Jung Hye-Kim KOR 11.88; 7, Feta Ahamada COM 12.22; 8, Gloria Diogo STP 12.46

Heat 7: (0.5) 1, Campbell-Brown 11.19; 2, Mang 11.20; 3, Fedoriva 11.28; 4, Kwadwo 11.29; 5, Nataliya Pogrebnyak UKR 11.34 (11.339); 7, Vladislava Ovcharenko TJK 12.24; 8, Djénéboudé MLI 12.32. Norjannah Hafiszah Jamaludin MAS DQ (r40.8) (11.74)

Semi-finals (First 2 & 2 fastest to final) (Aug 29)

Heat 1: (-1.3) 1, Stewart 11.26; 2, Hooker 11.38; 3, Myriam Soumaré FRA 11.47; 4, Ezinne Okparaebo NOR 11.48; 5, Michelle-Lee Ahye TTO 11.48; 6, Jeanette Kwakye GBR 11.48; 7, Yasmin Kwadwo GER 11.54; 8, Damola Osayomi NGR 11.58

Heat 2: (-1.4) 1, Fraser-Pryce 11.03; 2, Campbell-Brown 11.06; 3, Okagbare 11.22; 4, Ruddy Zang Milama GAB 11.43; 5, Olesya Povh UKR 11.48; 6, Sheniqua Ferguson BAH 11.59; 7, Rosângela Santos BRA 11.61; Semoy Hackett TTO DQ (r40.8) (11.35)

Heat 3: (-1.5) 1, Jeter 11.02; 2, Baptiste 11.05; 3, Lalova 11.23; 4, Véronique Mang FRA 11.44; 5, Jura Levy JAM 11.56; 6, Aleksandra Fedoriva RUS 11.54; 7, Ana Cláudia Silva BRA 11.55; 8, Chisato Fukushima JPN 11.59

the one to beat in a World Championship. She won the race in 11.15 after slackening off after only 30m.

In the final Gardner and Fraser-Pryce started fastest, but the winner was evident by 20m. At that point the Jamaican was already half a metre ahead, and she extended the lead the whole way. Behind SAFP, Ahouré just held off Jeter 10.93 to 10.94, with Gardner edging Stewart for fourth as both ran 10.97.

First round (First 3 & 6 fastest to semi-finals) (Aug 11)

Heat 1: (-0.3) 1, Sailer 11.11; 2, Freeman 11.16; 3, Okparaebo 11.23; 4, Sánchez 11.41; 5, Povh 11.41; 6, Kateřina Čechová CZE 11.67; 7, Yvonne Nalishuwa ZAM 12.47; 8, Pauline Kwalea SOL 13.53

Heat 2: (-0.4) 1, Stewart 11.02; 2, Anderson 11.13; 3, Philip 11.29; 4, Pinto 11.38; 5, Lina Grinčikaitė LTU 11.48; 6, Tahesia Harrigan IVB 11.61; 7, Lovelite Detenamo NRU 12.35; 8, Hereiti Bernardino PYF 12.84

Heat 3: (-0.5) 1, Gardner 10.94; 2, Lalova 11.18; 3, Brooks 11.32; 4, Soumaré 11.34; 5, Melissa Breen AUS 11.47; 6, Cache Armbrister BAH 11.55; 7, Martina Pretelli SMR 12.73; 8, Kabotake Romeri KIR 13.39

Heat 4: (-0.3) 1, Fraser-Pryce 11.15; 2, Krasucki 11.17; 3, Asumnu 11.27; 4, Pohrebnyak 11.28; 5, Ahyee 11.37; 6, Toea Wisil PNG 11.61; 7, Fong Yee Pui HKG 12.15

Heat 5: (-0.6) 1, Okagbare 11.03; 2, Silva 11.08; 3, Calvert 11.20; 4, Stella Akapko FRA 11.43; 5, Hanna-Maari Latvala FIN 11.45; 6, Katsiaryna Hanchar BLR 11.63; 7, Vladislava Ovcharenko TJK 12.37

Heat 6: (-0.8) 1, Ahouré 11.22; 2, Jeter 11.24; 3, Ferguson 11.33; 4, Ângela Tenorio ECU 11.53; 5, Stephanie Kalu NGR 11.67; 6, Patricia Taea COK 12.39; 7, Rubie Joy Gabriel PLW 13.25

Semi-finals (First 2 & 2 fastest to final) (Aug 12)

Heat 1: (-0.1) 1, Okagbare 11.08; 2, Freeman 11.08; 3, Verena Sailer GER 11.16; 4, Schillonie Calvert JAM 11.28; 5, Michelle-Lee Ahyee TTO 11.33; 6, Franciela Krasucki BRA 11.34; 7, Asha Philip GBR 11.35; 8, Olesya Povh UKR 11.43

Heat 2: (-0.4) 1, Jeter 10.95; 2, Ahouré 10.95; 3, Gardner 11.00; 4, Ana Cláudia Silva BRA 11.25; 5, Nataliya Pohrebnyak UKR 11.36; 6, Sheri-Ann Brooks JAM 11.40; 7, Ezinne Okparaebo NOR 11.41; 8, Marley Sánchez DOM 11.41

Heat 3: (-0.1) 1, Fraser-Pryce 10.87; 2, Stewart 10.97; 3, Anderson 11.01; 4, Ivet Lalova BUL 11.10; 5, Myriam Soumaré FRA 11.31; 6, Sheniqua Ferguson BAH 11.35; 7, Gloria Asumnu NGR 11.44; 8, Tatjana Pinto GER 11.54

100 METRES										
Multiple Medalists:										
4	Merlene Ottey	JAM	87-3, 91-3, 93-2, 95-2							
	Carmelita Jeter	USA	07-3, 09-3, 11-1, 13-3							
3	Gwen Torrence	USA	91-2, 93-3, 95-1							
	Katerína Thánou	GRE	99-3, 01-2, 03-3							
	Veronica Campbell/Brown	JAM	05-2, 07-1, 11-2							
2	Marion Jones	USA	97-1, 99-1							
	Zarina Pintusevich/Pintusevich-Block	UKR	97-2, 01-1							
	Chandra Sturup	BAH	01-3, 03-2							
	Lauryn Williams	USA	05-1, 07-2							
	Shelly-Ann Fraser/Pryce	JAM	09-1, 13-1							
Most Finals:										
6	Ottey		83-4, 87-3, 91-3, 93-2, 95-2, 97-7							
Most Appearances:										
8	Ottey	JAM/SLO	83-4, 87-3, 91-3, 93-2, 95-2, 97-7, 03-4s1, 07-4h1							
National Placings:										
		1	2	3	4	5	6	7	8	Points
USA	7	3	5	5	5	1	3	4		165
JAM	3	5	2	3	2	3	3	2		111
GER	3	2	-	-	-	2	-	-		44
BAH	-	1	2	1	1	1	2	-		35
UKR	1	1	-	1	1	-	-	-		24
FRA	-	-	1	2	-	2	-	-		22
NGR	-	-	-	-	2	2	2	2		20
GRE	-	1	2	-	-	-	-	-		19
RUS	-	-	1	1	-	1	-	-		14
CAN	-	-	-	-	1	1	1	-		9
CIV	-	1	-	-	-	-	-	-		7
TTO	-	-	-	-	-	-	-	-		6
BUL	-	-	-	-	1	-	1	-		6
URS	-	-	-	1	-	-	-	-		5
BEL	-	-	-	-	1	-	-	-		4
FIN	-	-	-	-	-	1	-	-		3
BLR	-	-	-	-	-	-	-	1		1
CUB	-	-	-	-	-	-	-	1		1
Totals	14	14	14	14	14	12	10	496		

Moscow 2013

Final (Aug 12) (-0.3)

1,	Shelly-Ann Fraser-Pryce	JAM	10.71	0.174
2,	Murielle Ahouré	CIV	10.93	0.165
3,	Carmelita Jeter	USA	10.94	0.156
4,	English Gardner	USA	10.97	0.151
5,	Kerron Stewart	JAM	10.97	0.229
6,	Blessing Okagbare	NGR	11.04	0.154
7,	Alex Anderson	USA	11.10	0.159
8,	Octavious Freeman	USA	11.16	0.179

The former champion Fraser-Pryce had retained her Olympic title in 2012, and her run in the first round at Moscow indicated she was again

200 Metres Helsinki 1983

Final (Aug 14) (1.5)			
1, ¹⁶¹ Marita Koch	GDR	22.13	
2, ¹⁷¹ Merlene Ottey	JAM	22.19	
3, ¹³¹ Kathy Cook	GBR	22.37	
4, ¹¹¹ Florence Griffith	USA	22.46	
5, ¹⁸¹ Grace Jackson	JAM	22.63	
6, ¹⁵¹ Aneliya Nuneva	BUL	22.68	
7, ¹²¹ Angela Bailey	CAN	22.93	
8, ¹⁴¹ Ewa Kasprzyk	POL	23.03	

An early-season injury had led Marita Koch to contest the sprints in 1983 rather than her usual 400m, where she was the Olympic Champion. She was also regarded as the world's best half-lap runner, but was given a close race by Ottey, who had been unbeaten all year.

Koch (lane 6) had Ottey (lane 7) in her sights in the final and led by a metre as the start of the finishing straight. The GDR runner held this advantage until the final 50m, when Ottey inched closer, but Koch held on for victory. On the other side of the track, Cook edged ahead of Griffith for the bronze.

First round (First 4 & 8 fastest to second round) (Aug 12)

Heat 1: (0.0) 1, Baptiste 23.34; 2, Koch 23.59; 3, Gaschet 23.60; 4, De Vega 24.45; 5, Felicité Bada BEN 26.98; 6, Marjorie Gentle BIZ 27.90; 7, Annah Mathunjwa SWZ 29.38

Heat 2: (1.3) 1, Griffith 23.05; 2, Cazier 23.55; 3, Bailey 23.93; 4, Charles 24.11; 5, Koumba Kante GUI 27.86; 6, Rose King IVB 28.50; Amie Ndow GAM DQ

Heat 3: (2.5) 1, Cook 23.20w; 2, Masullo 23.37; 3, Georgieva 23.53; 4, Sokolová 23.82; 5, Ubah 24.12; 6, Grun 24.84; 7, Sandra Liburd SKN 26.13; 8, Cornelia Baptiste LCA 26.29

Heat 4: (-0.7) 1, Jackson 23.09; 2, Kasprzyk 23.21; 3, Nuneva 23.31; 4, Thimm 23.56; 5, Whittaker 23.63; 6, Mo 24.63; 7, Farrell 25.52; 8, Florence Gaza SOL 30.43

Heat 5: (-1.9) 1, Ottey 23.23; 2, Olkhovnikova 23.65; 3, Marjamaa 23.82; 4, Rasmussen 23.84; 5, Möller 23.99; 6, Buala 25.59; 7, Judith Nimpaye BDI 30.25

Heat 6: (1.9) 1, Givens 23.01; 2, Vinogradova 23.37; 3, Boyd 23.38; 4, Davis 23.57; 5, Mensah 24.91; 6, Marisol Garcia NCA 25.92; 7, Marie-Ange Wirtz SEY 26.13

Second round (First 4 & 4 fastest to semi-finals) (Aug 12)

Heat 1: (1.3) 1, Jackson 23.06; 2, Nuneva 23.22; 3, Boyd 23.28; 4, Olkhovnikova 23.48; 5, Dorte A. Rasmussen DEN 23.61; 6, Ute Thimm FRG 23.68; 7, Lydia de Vega PHI 24.16; Mary Mensah GHA DNS

Heat 2: (1.4) 1, Cook 22.78; 2, Kasprzyk 22.93; 3, Marjamaa 23.11; 4, Georgieva 23.14; 5, Marie-Christine Cazier FRA 23.30; 6, Štěpánka Sokolová TCH 23.75; 7, Margarita Grun URU 24.59; 8, Mo Myong-Hee KOR 24.74

Heat 3: (-0.3) 1, Ottey 22.38; 2, Griffith 22.55; 3, Bailey 23.25; 4, Masullo 23.58; 5, Sandra Whittaker GBR 23.58; 6, Pauline Davis BAH 23.64; 7, Rufina Ubah NGR 24.72; Evelynne Farrell AHO DNS

Heat 4: (1.2) 1, Koch 23.03; 2, Baptiste 23.29; 3, Gaschet 23.38; 4, Givens 23.43; 5, Lena Möller SWE 23.56; 6, Yelena Vinogradova URS 23.60; 7, Ruperta Charles ANT 24.09; Elanga Buala PNG DNS

Semi-finals (First 4 to final) (Aug 13)

Heat 1: (2.1) 1, Griffith 22.41w; 2, Cook 22.57; 3, Nuneva 22.62; 4, Jackson 22.76; 5, Helinä Marjamaa FIN 22.86; 6, Denise Boyd URS 23.26; 7, Marisa Masullo ITA 23.36; 8, Irina Olkhovnikova URS 23.38

Heat 2: (0.8) 1, Koch 22.67; 2, Ottey 22.68; 3, Bailey 22.82; 4, Kasprzyk 23.02; 5, Joan Baptiste GBR 23.24; 6, Nadezhda Georgieva BUL 23.26; 7, Randy Givens USA 23.34; 8, Liliane Gaschet FRA 23.37

Rome 1987

Final (Sep 3) (1.2)			
1, ¹³¹ Silke Gladisch	GDR	21.74	
2, ¹⁸¹ Florence Griffith	USA	21.96	
3, ¹⁴¹ Merlene Ottey	JAM	22.06	
4, ¹¹¹ Pam Marshall	USA	22.18	
5, ¹⁵¹ Gwen Torrence	USA	22.40	
6, ¹⁸¹ Mary Onyiah	NGR	22.52	
7, ¹²¹ Ewa Kasprzyk	POL	22.52	
8, ¹⁷¹ Nadezhda Georgieva	BUL	22.55	

After her 100m win, Gladisch was a solid favourite. However, the centre of attention was Florence Griffith, who had placed fourth in Helsinki. In 27th heat and 73% humidity, the 27 year-old American won her heat and semi in a skin-tight bodysuit complete with hood. Griffith's running was also notable, for she clocked the fastest semi-

final time and looked as if she might possibly spoil the chances of a GDR sprint double.

In the final, Gladisch was drawn in lane 3 with Ottey and Griffith directly outside her. An 11.09 100m bend by the GDR runner gave her a big advantage at halfway. Only Griffith – now in conventional garb – was able to gain ground on Gladisch in the straight. In the process, she cracked 22 seconds and overhauled Ottey, who therefore collected her second Rome bronze medal. The winning time was just 0.03 slower than the world record shared by Marita Koch and Heike Drechsler, and the winner was coached by the same man as Koch: Wolfgang Meier.

First round (First 3 & 4 fastest to semi-finals) (Sep 1)

Heat 1: (-3.4) 1, Gladisch 22.44; 2, Torrence 22.61; 3, Bailey 22.94; 4, Ogunkoya 23.12; 5, Natalya German URS 23.26; 6, Zoila Stewart CRC 24.75; 7, Jabou Jawo GAM 25.50; 8, Elizabeth Arteaga BOL 26.11

Heat 2: (-0.6) 1, Georgieva 22.77; 2, Marshall 22.84; 3, Ikaunietse 22.98; 4, Sarvari 23.02; 5, Morgenstern 23.04; 6, Claudia Acerenza URU 24.24; 7, Sheila Vyapoury MRI 25.32; 8, Ahmed Hana Aly PRY 29.00

Heat 3: (-2.6) 1, Onyiah 22.87; 2, Kasprzyk 22.98; 3, Davis 23.08; 4, Cazier 23.12; 5, Silke Knoll FRG 23.40; 6, Aminata Diarra ML 26.46; 7, Denise Oubangui CAF 28.37; Blanca Lacabarra ESP DNS

Heat 4: (-0.6) 1, Griffith 22.56; 2, Azarashvili 22.94; 3, Ottey 23.19; 4, Ingrid Verbruggen BEL 23.77; 5, Amparo Caicedo COL 24.30; 6, Guilhermina Cruz ANG 25.74; Angella Issajenko CAN DNS

Semi-finals (First 4 to final) (Sep 3)

Heat 1: (-1.0) 1, Ottey 22.43; 2, Gladisch 22.54; 3, Marshall 22.67; 4, Georgieva 22.72; 5, Pauline Davis BAH 22.89; 6, Angela Bailey CAN 22.97; 7, Vineta Ikaunietse URS 23.25; 8, Fallait Ogunkoya NGR 23.71

Heat 2: (-1.9) 1, Griffith 22.38; 2, Onyiah 22.54; 3, Kasprzyk 22.60; 4, Torrence 22.61; 5, Marie-Christine Cazier FRA 22.89; 6, Maya Azarashvili URS 22.91; 7, Ulrike Sarvari FRG 23.04; 8, Heike Morgenstern GDR 23.06

Tokyo 1991**Final (Aug 30) (-2.4)**

			<u>Halves</u>
1, ¹³¹ Katrin Krabbe	GER	22.09	11.07/11.02
2, ¹⁴¹ Gwen Torrence	USA	22.16	11.30/10.86
3, ¹⁵¹ Merlene Ottey	JAM	22.21	11.17/11.04
4, ¹⁷¹ Irina Privalova	URS	22.28	11.25/11.03
5, ¹¹¹ Galina Malchugina	URS	22.66	11.50/11.16
6, ¹⁶¹ Dannelte Young	USA	22.87	11.48/11.39
7, ¹²¹ Pauline Davis	BAH	22.90	11.67/11.23
8, ¹⁸¹ Yelena Vinogradova	URS	23.10	11.60/11.50

The order of the Tokyo 100m final was repeated, meaning that Krabbe had won a sprint double while Ottey was left with her fifth world championship bronze – and her first 200m defeat since May 1989.

The race followed the same pattern as the 100m. Krabbe got the best start (11.07 at halfway), then surged clear. Ottey chased in vain before losing the silver to Torrence. The American was easily the quickest in the second half of the race. The final took place in pouring rain.

First round (First 4 & 4 fastest to second round) (Aug 29)

Heat 1: (-0.5) 1, Torrence 23.09; 2, Jean-Charles 23.13; 3, Davis 23.31; 4, Wang 23.72; 5, Govindasamy 24.09; 6, Rosanna Browne AIA 24.80; 7, Deirdre Caruana MLT 25.39; Mary Estelle Kapalu VAN DNS

Heat 2: (-0.8) 1, Ottey 23.25; 2, Malchugina 23.44; 3, Duporty CUB 23.71; 4, Quiminga 25.32; 5, Vaciesva Tavaga FIJ 25.48; 6, Denise Oubangui CAF 26.03; 7, Juliana Nzang Obieng GEO 28.17

Heat 3: (-0.3) 1, Jones 23.32; 2, Privalova 23.39; 3, Pina 23.83; 4, Jacobs 23.87; 5, Kozary 23.99; 6, Jane Thonjoeje MRI 25.46; 7, Jatamsuren Otgonchines MGL 25.48; 8, Feroza Khatton BAN 26.14

Heat 4: (-0.3) 1, Young 22.77; 2, Vinogradova 22.93; 3, Knoll 23.09; 4, Nestore 23.39; 5, Masullo 23.75; 6, Claudia Acerenza URU 24.66; 7, Mpokos Mokosi COD 27.21; 8, Fatimath Fezeleen MDV 28.30

Heat 5: (-0.1) 1, Hanhijoki 23.12; 2, Stoute 23.18; 3, Krabbe 23.23; 4, Kolodni 24.22; 5, Dube 24.22; 6, Olga Conte ARG 24.97; 7, Aminata Konate GUI 25.12

Second round (First 4 & 4 fastest to semi-finals) (Aug 29)

Heat 1: (-0.4) 1, Krabbe 22.46; 2, Young 22.49; 3, Malchugina 22.49; 4, Jean-Charles 23.23; 5, Kolodni 23.61; 6, Mariama Ouiminga BUR 25.23; Jennifer Stoute GBR DNF; Gailey Dube ZIM DNS

Heat 2: (1.4) 1, Torrence 22.52; 2, Davis 22.82; 3, Vinogradova 22.82; 4, Hanhijoki 23.17; 5, Jacobs 23.37; 6, Duporty 23.46; 7, Wang Huel-Chen TPE 23.63; 8, Shanti Govindasamy MAS 24.19

Heat 3: (0.3) 1, Ottey 22.64; 2, Privalova 22.89; 3, Knoll 22.97; 4, Jones 23.03; 5, Nestore 23.46; 6, Marisa Masullo ITA 23.70; 7, Claudette Piña BRA 23.80; 8, Agnes Kozary HUN 23.99

Semi-finals (First 4 to final)

Heat 1: (-3.4) 1, Krabbe 22.30; 2, Young 22.69; 3, Davis 22.46; 4, Vinogradova 22.83; 5, Esther Jones USA 23.22; 6, Julia Duporty CUB 23.58; 7, Valérie Jean-Charles FRA 23.64; 8, Simone Jacobs GBR 23.72

Heat 2: (-5.1) 1, Torrence 22.58; 2, Ottey 22.59; 3, Privalova 22.70; 4, Malchugina 22.92; 5, Silke Knoll GER 23.49; 6, Maguy Nestoret FRA 23.79; 7, Sisko Hantjoki FIN 24.12; 8, Orit Kolodini ISR 24.27

6, ¹⁸¹ Mary Onyali	NGR	22.71
7, ¹¹¹ Marina Trandenkova	RUS	22.84
¹⁶¹ Gwen Torrence	USA	DQ (r163.3) (21.77)

Stuttgart 1993

Final (Aug 19) (0.0)

1, ¹⁴¹ Merlene Ottey	JAM	21.98	11.15/10.83
2, ¹⁶¹ Gwen Torrence	USA	22.00	11.20/10.72
3, ¹³¹ Irina Privalova	RUS	22.13	11.30/10.83
4, ¹⁷¹ Marie-José Pérec	FRA	22.20	11.33/10.87
5, ¹²¹ Mary Onyali	NGR	22.32	11.36/10.96
6, ¹⁶¹ Natalya Voronova	RUS	22.50	11.33/11.17
7, ¹⁵¹ Galina Malchugina	RUS	22.50	11.48/11.02
8, ¹¹¹ Dannelle Young	USA	23.04	11.88/11.16

On her eighth attempt, Merlene Ottey at last won an individual world outdoor gold medal. After coming off the bend a metre or so up on Olympic Champion Torrence, the Jamaican seemed to be heading for a comfortable victory. But just as she had in Tokyo, Torrence produced a fearsome finish. Ottey, meanwhile, lost her form 10m before the line and began to overstride. The American ran the final 50m in 5.56 compared with Ottey's 5.65, but fell short by two hundredths. Even so, a replay was required to confirm the Jamaican's win.

"I finally got it," said the woman who won a bronze medal at the 1980 Moscow Olympic Games. "After 13 years of waiting I have the gold."

First round (First 4 & 4 fastest to Second round (Aug 17))

Heat 1: (0.1) 1, Ottey 23.39; 2, Merry 23.49; 3, Steyn 23.80; 4, Burtasenkova 23.94; 5, Lusia Puleanga TGA 26.40; 6, Ruth Manguu GEQ 28.89; Lydia De Vega PHI DNS

Heat 2: (-0.7) 1, Malchugina 22.94; 2, Freeman 23.28; 3, Vorster 23.43; 4, Bowen 23.66; 5, Joseph 24.29; 6, Deirdre Caruana MLT 25.96; 7, Nguyen Thi Tuyet Mai VIE 26.55

Heat 3: (-1.0) 1, Knoll 23.21; 2, Tröger 23.66; 3, Hernesniemi 23.69; 4, Nkoma 23.97; 5, Guilhermina da Cruz ANG 25.16; 6, Natalie Martindale STV 26.77; Melinda Gainsford AUS DNS

Heat 4: (-0.4) 1, Jardim 23.45; 2, Voronova 23.43; 3, Torrence 23.46; 4, Poelman 23.53; 5, Stoute 23.63; 6, Mira EH-Laz LIB 26.97; 7, Aminath Nasheeda MDV 30.24

Heat 5: (0.2) 1, Pérec 23.04; 2, Duhaney 23.29; 3, Young 23.43; 4, Mensah 23.67; 5, Samuel 24.01; 6, Rita Pattipolthy INA 25.59; Mpoke Mokosi COD DNS

Heat 6: (-0.4) 1, Onyali 23.21; 2, Pendareva 23.33; 3, Finn 23.83; 4, Davis 24.10; 5, Kyriakou 24.47; 6, Oumou Sow GUI 25.81; 7, Melvina Wulah LBR 26.11; 8, Shabana Akhtar PAK 26.39

Heat 7: (0.2) 1, Wang 23.30; 2, Privalova 23.39; 3, De Klerk 23.43; 4, Azarashvili 23.68; 5, Kaltouma Nadjina CHA 26.15; 6, Lasnet Nkouka CGO 26.64; Zhanna Tarnopolskaya UKR DNS

Second round (First 4 to semi-finals) (Aug 17)

Heat 1: (0.9) 1, Onyali 22.74; 2, Privalova 22.80; 3, Davis 23.01; 4, Finn 23.24; 5, Wang Hwei-Chen TPE 23.32; 6, Katharine Merry GBR 23.46; 7, Yolanda Steyn RSA 23.60; 8, Heather Samuel ANT 24.32

Heat 2: (-2.1) 1, Ottey 22.81; 2, De Klerk 22.88; 3, Voronova 22.94; 4, Knoll 23.04; 5, Sabine Tröger AUT 23.17; 6, Sanna Hernesniemi FIN 23.24; 7, Georgette Nkoma CMR 23.66; 8, Jenny Stoute GBR 23.95

Heat 3: (0.1) 1, Pérec 22.73; 2, Torrence 22.87; 3, Vorster 22.94; 4, Duhaney 23.11; 5, Lucrécia Jardim POR 23.16; 6, Stacey Bowen CAN 23.62; 7, Yana Burtasenkova MDA 23.99; 8, Hermin Joseph DMA 24.13

Heat 4: (-0.9) 1, Malchugina 22.51; 2, Freeman 22.80; 3, Young 22.92; 4, Pendareva 23.07; 5, Maya Azarashvili GEO 23.33; 6, Jacqueline Poelman NED 23.64; 7, Philomina Mensah GHA 24.05; Dora Kyriakou CYP DNS

Semi-finals (First 4 to final) (Aug 19)

Heat 1: (-0.5) 1, Torrence 22.20; 2, Privalova 22.20; 3, Voronova 22.35; 4, Pérec 22.49; 5, Cathy Freeman AUS 22.58; 6, Elinda Vorster RSA 22.83; 7, Zlatka Duhaney JAM 22.97; 8, Petya Pendareva BUL 23.06

Heat 2: (0.2) 1, Ottey 22.12; 2, Malchugina 22.22; 3, Onyali 22.35; 4, Young 22.51; 5, Evette de Klerk RSA 22.76; 6, Pauline Davis BAH 22.94; 7, Silke Knoll GER 23.07; 8, Michelle Finn USA 23.26

Gothenburg 1995

Final (Aug 10) (-2.2)

1, ¹⁴¹ Merlene Ottey	JAM	22.12
2, ¹⁵¹ Irina Privalova	RUS	22.12
3, ¹³¹ Galina Malchugina	RUS	22.37
4, ¹⁷¹ Melanie Paschke	GER	22.60
5, ¹²¹ Silke Knoll	GER	22.66

After winning the 100m, Torrence was expected to do the same in the 200m, traditionally her better event. Few, however, felt she would win so impressively as she did in the final. Ottey and Privalova never troubled the American, who was four metres up at the finish. Her time was 21.77, sensational running into a wind of 2.2.

The winner revealed that her spikes had been stolen before the race, forcing her to wear a substitute pair which were too big. As she was explaining this story and her reaction to the race to media in the mixed zone, there came some shocking news on the scoreboard. The result showed Ottey as the winner from Privalova, with Torrence at the bottom of the list, disqualified.

The reason was soon made clear; she was seen to step on the inside line of her lane on the bend. The rules say automatic disqualification in such cases, because the athlete would have gained an advantage by running less distance. There was general sympathy for Torrence as it was obvious that she could have won the race comfortably even without the transgression. Few felt the error could have been intentional.

"The line was the last thing I was thinking of," said Torrence. "I'm not going to let this ruin my 100m gold. I had clearly beaten the others; I know that deep in my heart. I don't believe anyone can enjoy the medals knowing they were not winning for real."

Ottey said: "I don't care how – mine is the gold. But I still think Gwen is in fantastic shape. Don't forget she was running 21.77 with a 2-plus headwind. She can beat the world record any day." Ottey's gold was her fifth successive world 200m medal.

The overhead cameras showed five of Torrence's steps were on the line and the appeal against her disqualification was unanimously rejected. It was one of 22 lane violations which resulted in disqualifications in Gothenburg. There were also 33 other disqualifications, 15 in the walks, 13 for trailing legs in hurdles, five for relay zones and one false start. The 1995 total of 55 disqualifications was more than at any previous World Championships.

First round (First 2 & 6 fastest to semi-finals) (Aug 10)

Heat 1: (0.7) 1, Ottey 22.55; 2, Trandenkova 22.69; 3, Guidry 22.71; 4, Erika Suchovska TCH 23.13; 5, Viktoriya Fomenko UKR 23.16; 6, Heather Samuel ANT 23.64; 7, Wang Hwei-Chen TPE 23.77

Heat 2: (-0.2) 1, Onyali 22.59; 2, Mondie-Milner 22.90; 3, Freeman 22.90; 4, Zhanna Pintusevich UKR 23.30; 5, Patricia Rodriguez COL 23.67; 6, Nora Ivanova BUL 23.98; 7, Kaltouma Nadjina CHA 24.57; Susantika Jayasinghe SRI DQ (r163.3)

Heat 3: (-0.5) 1, Privalova 22.23; 2, Knoll 22.46; 3, Thomas 22.95; 4, Pendareva 22.96; 5, Savatheda Fynes BAH 23.01; 6, Maguy Nestoret FRA 23.16; Heide Seyler RSA DQ (r163.3)

Heat 4: (0.0) 1, Malchugina 22.46; 2, Gainsford 22.71; 3, Silke Lichtenhagen GER 23.19; 4, Sanna Hernesniemi FIN 23.20; 5, Natalya Vinogradova BLR 23.33; 6, Debbie Ferguson BAH 23.33; 7, Dora Kyriakou CYP 23.77; 8, Marcela Tiscornia URU 24.39

Heat 5: (0.7) 1, Torrence 22.61; 2, McDonald 22.74; 3, Paschke 22.81; 4, Georgieva 22.95; 5, Katerina Koffa GRE 23.16; 6, Maya Azarashvili GEO 23.18; 7, Damayanthi Darsha SRI 23.45

Semi-finals (First 4 to final) (Aug 10)

Heat 1: (2.3) 1, Privalova 22.18w; 2, Torrence 22.25; 3, Onyali 22.58; 4, Paschke 22.60; 5, Melinda Gainsford AUS 22.61; 6, Beverly McDonald JAM 22.91; 7, Petya Pendareva BUL 22.92; 8, Paula Thomas GBR 23.03

Heat 2: (-0.7) 1, Ottey 22.25; 2, Malchugina 22.45; 3, Knoll 22.57; 4, Trandenkova 22.71; 5, Cathy Freeman AUS 22.82; 6, Carlette Guidry USA 22.91; 7, Zlatka Georgieva BUL 22.98; 8, Celena Mondie-Milner USA 23.33

Athens 1997

Final (Aug 8) (-0.7)

1, ¹⁵¹ Zhanna Pintusevich	UKR	22.32	11.16/11.16
2, ¹⁴¹ Susantika Jayasinghe	SRI	22.39	11.25/11.14
3, ¹³¹ Merlene Ottey	JAM	22.40	11.14/11.26
4, ¹⁷¹ Yekaterina Leshchova	RUS	22.50	11.46/11.04
5, ¹⁶¹ Inger Miller	USA	22.52	11.26/11.26
6, ¹¹¹ Marina Trandenkova	RUS	22.65	11.53/11.12
7, ¹²¹ Melinda Gainsford-Taylor	AUS	22.73	11.45/11.28
8, ¹⁶¹ Sylviane Félix	FRA	22.81	11.73/11.08

Ottey's record in this event at the World Championships had been extraordinary: second in 1983, third in 1987 and 1991, winner in 1993 and 1995. Sweeping into the straight (11.14 at 100) with a narrow lead over Pintusevich (11.16) and a metre clear at 150 she looked set to retain the title, but lost training through illness took its toll and she faded to third. Nevertheless, in booming the oldest ever women's medallist she brought her World Championships medal tally to a record 14, the next best being ten by Carl Lewis.

Pintusevich, a revelation at this distance in 1997, made up for her disappointment in the 100m by taking the gold medal in 22.32, her best time at sea level, but a bigger surprise was the identity of the runner-up. Jayasinghe, who had never run faster than 22.95 before Athens, raised eyebrows with an Asian record of 22.44 in the first round and improved again to 22.33 behind Ottey in her semi. In the final she ran almost as quickly to become the first Sri Lankan to take a global medal since Duncan White was second for Ceylon in the 1948 Olympic 400m hurdles. That fleeting Asian record of 22.44 was tied by China's Li Xuemei in a later heat but she failed to survive the second round. Olympic Champion Pérec withdrew from her semi after pulling a muscle warming up.

First round (First 4 & 4 fastest to second round) (Aug 6)

Heat 1: (0.0) 1, Pintusevich 22.85; 2, Feagin 22.99; 3, Paschke 23.10; 4, Hewitt 23.18; 5, Merry 23.20; 6, Melissa Straker BAR 23.45; 7, Ameerah Bello ISV 24.31
Heat 2: (0.0) 1, Gainsford-Taylor 22.76; 2, Frazer 22.91; 3, Jacobs 23.23; 4, Ghosh 23.58; 5, Aida Diop SEN 23.71; 6, Danielle Perpoli ITA 23.96; Nadjina Kaltouna CHA DNS

Heat 3: (-1.4) 1, Pérec 22.87; 2, Trandenkova 22.94; 3, Koffa 22.97; 4, Yan 23.11; 5, Palacios 23.15; 6, Natalya Safronnikova BLR 23.66; 7, Svetlana Bodrinskaya KAZ 23.96

Heat 4: (1.8) 1, Jayasinghe 22.44; 2, Leshchova 22.47; 3, Ottey 22.47; 4, Félix 22.71; 5, Pendareva 23.02; 6, Gabi Rockmeier GER 23.22; 7, Patricia Rodriguez COL 23.45; 8, Vernetta Lesforis LCA 24.27

Heat 5: (-2.0) 1, Cuthbert 23.08; 2, Davis 23.26; 3, Taplin 23.28; 4, Benth 23.33; 5, Marina Filipović YUG 23.54; 6, Heather Samuel ANT 23.93; 7, Sittina Djabiri COM 30.88; Natalya Voronova RUS DNF

Heat 6: (-0.8) 1, Miller 22.55; 2, Liu 22.99; 3, Campbell 23.00; 4, Jardim 23.04; 5, Hernessniemi 23.17; 6, Monika Gachevska BUL 23.50; 7, Dora Kyriacou CYP 24.08; 8, Laure Kuetyen BEN 25.15

Heat 7: (1.8) 1, Li 22.44; 2, Benesova 22.76; 3, Sturup 22.77; 4, Bikar 22.81; 5, Ladonna Antoine CAN 23.86; 6, Georgette Nkoma CMR 24.53; 7, Rossa Maira PNG 25.02; 8, Fanta Dao MLI 25.35

Second round (First 3 & 4 fastest to semi-finals) (Aug 6)

Heat 1: (-2.4) 1, Ottey 22.65; 2, Leshchova 22.91; 3, Koffa 23.05; 4, Li Xuemei CHN 23.06; 5, Lucrécia Jardim POR 23.16; 6, Hana Benesova CZE 23.34; 7, Lauren Hewitt AUS 23.53; 8, Katharine Merry GBR 23.98

Heat 2: (0.3) 1, Jayasinghe 22.47; 2, Trandenkova 22.63; 3, Cuthbert 22.83; 4, Yan Jiansui CHN 22.97; 5, Cheryl Taplin USA 23.07; 6, Chandra Sturup BAH 23.07; 7, Katia Benth FRA 23.20; 8, Simone Jacobs GBR 23.49

Heat 3: (-3.1) 1, Pérec 22.69; 2, Miller 22.85; 3, Frazer 22.92; 4, Pauline Davis BAH 23.13; 5, Melanie Paschke GER 23.22; 6, Felipa Palacios COL 23.34; 7, Alenka Bikar SLO 23.43; 8, Sanna Hernessniemi FIN 23.52

Heat 4: (0.0) 1, Gainsford-Taylor 22.45; 2, Félix 22.56; 3, Pintusevich 22.56; 4, Campbell 22.75; 5, Feagin 22.81; 6, Pendareva 22.90; 7, Liu 22.95; 8, Shanta Ghosh GER 23.62

Semi-finals (First 4 to final) (Aug 7)

Heat 1: (-2.3) 1, Miller 22.59; 2, Pintusevich 22.65; 3, Trandenkova 22.69; 4, Gainsford-Taylor 22.75; 5, Merlene Frazer JAM 22.81; 6, Juliet Campbell JAM 22.94; 7, Liu Xiaomei CHN 23.03; Marie-José Pérec FRA DNS

Heat 2: (0.2) 1, Ottey 22.26; 2, Jayasinghe 22.33; 3, Félix 22.57; 4, Leshchova 22.59; 5, Katerina Koffa GRE 22.70; 6, Zundra Feagin USA 22.92; 7, Juliet Cuthbert BAH 23.03; Petya Pendareva BUL DNS

Seville 1999

Final (Aug 27) (0.6)

1, ¹³¹ Inger Miller	USA	21.77	11.10/10.67
2, ¹⁸¹ Beverly McDonald	JAM	22.22	11.28/10.94
-3, ¹⁵¹ Merlene Frazer	JAM	22.26	11.26/11.00
¹⁶¹ Andrea Philipp	GER	22.26	11.26/11.00
5, ¹⁴¹ Debbie Ferguson	BAH	22.28	11.17/11.11
6, ¹⁷¹ Fatima Yusuf	NGR	22.42	11.37/11.05
7, ¹¹¹ Lauren Hewitt	AUS	22.53	11.42/11.11
8, ¹²¹ Juliet Campbell	JAM	22.64	11.50/11.14

A shadow was cast over the event when Jones, an odds-on favourite to complete a sprint double, suffered a spasm in her back during her semi-

final, collapsed and was stretched off the track. There had been an earlier setback when defending champion Pintusevich-Block failed to start in her quarter-final, while Merlene Ottey, a medallist at this distance at all six previous editions of the World Championships and still a contender, withdrew after a positive doping test for nandrolone was revealed. Despite all that, the final produced a worthy champion in Miller, who after moving to eighth on the world all-time list over 100m with 10.79 became the 11th swiftest ever at 200m as she improved from 22.10 to 21.77 and won by the biggest margin in a global 200 since Fanny Blankers-Koen at the 1948 Olympics. She ran the first 100m in 11.10, the second in 10.67.

McDonald, drawn in lane 8 but finishing in lane 9, clocked a personal best of 22.22 for silver with Frazer and Philipp dead-heating for the bronze.

First round (First 4 & 4 fastest to second round) (Aug 24)

Heat 1: (0.4) 1, Van Heer 22.67; 2, Philipp 22.73; 3, Sturup 23.18; 4, Kóffa 23.25; 5, Maduka 23.27; 6, Hana Benesová CZE 23.84

Heat 2: (-0.1) 1, McDonald 22.52; 2, Hurts 22.69; 3, Perry 22.97; 4, Gevaert 23.21; 5, Mani 23.37; 6, Heide Seyerling RSA 23.59; 7, Lineo Shoai LES 25.70

Heat 3: (-0.4) 1, Miller 22.92; 2, Trandenkova 23.04; 3, Campbell 23.07; 4, de Moura 23.34; 5, Aida Diop SEN 23.38; 6, Louise Ayetotche CIV 23.54; 7, Julia Alba ESP 23.73

Heat 4: (-0.3) 1, Frazer 22.80; 2, Hewitt 22.88; 3, Bikar 22.98; 4, Möller 23.16; 5, Pintusevich-Block 23.19; Irina Privalova RUS DNS

Heat 5: (0.2) 1, Ferguson 22.68; 2, Safronnikova 22.85; 3, Goncharenko 22.89; 4, Peris-Kneebone 22.93; 5, Mulrain 23.07; 6, Ciara Sheehy IRL 23.54; 7, Marcia Daniel DMA 24.48

Heat 6: (0.5) 1, Jones 22.69; 2, Yusuf 22.72; 3, Levorato 22.91; 4, Palacios 23.20; 5, Darsha Damaayanthi SRI 23.57; 6, M'Mah Touré GUI 26.35; Heather Samuel ANT DNS

Heat 7: (-0.7) 1, Nku 22.84; 2, Radecka 23.01; 3, Hartman 23.27; 4, Bloomfield 23.31; 5, Samea Kyllönen FIN 23.43; 6, Lyubov Perepelova UZB 23.74; Savatheda Fynes BAH DNS

Second round (First 4 to semi-finals) (Aug 24)

Heat 1: (0.0) 1, Jones 22.45; 2, Frazer 22.48; 3, Hewitt 22.73; 4, Sturup 22.84; 5, Sabrina Mulrain GER 22.90; 6, Zuzanna Radecka POL 22.96; 7, Lucimar de Moura BRA 23.14; 8, Wendy Hartman RSA 23.28

Heat 2: (1.1) 1, McDonald 22.26; 2, Yusuf 22.28; 3, Hurts 22.72; 4, Levorato 22.65; Nanceen Perry USA 22.61; 6, Esther Möller GER 22.85; 7, Myriam Mani CMR 23.14; 8, Kim Gevaert BEL 23.16

Heat 3: (-0.1) 1, Miller 22.49; 2, Goncharenko 22.77; 3, Philipp 22.81; 4, Van Heer 22.89; 5, Katerina Kóffa GRE 23.28; 6, Joice Maduka GBR 23.33; 7, Felipa Palacios COL 23.46; Alenka Bikar SLO DNS

Heat 4: (0.6) 1, Ferguson 22.53; 2, Campbell 22.69; 3, Safronnikova 22.74; 4, Peris-Kneebone 22.76; 5, Marina Trandenkova RUS 22.82; 6, Mercy Nku NGR 22.83; 7, Christine Bloomfield GBR 23.35; Zhanna Pintusevich-Block UKR DNS

Semi-finals (First 4 to final) (Aug 25)
Heat 1: (1.8) 1, Miller 22.17; 2, Philipp 22.25; 3, McDonald 22.26; 4, Yusuf 22.44; 5, Muriel Hurts FRA 22.52; 6, Svetlana Goncharenko RUS 22.68; 7, Manuela Levorato ITA 22.70; 8, Nova Peris-Kneebone AUS 22.74

Heat 2: (0.5) 1, Frazer 22.18; 2, Ferguson 22.34; 3, Campbell 22.50; 4, Hewitt 22.54; 5, Tania Van Heer AUS 22.57; 6, Chandra Sturup BAH 22.75; 7, Natalya Safronnikova BLR 23.16; Marion Jones USA DNF

Edmonton 2001

Final (Aug 10) (-0.8)

1, ¹⁴¹ Debbie Ferguson	BAH	22.52	11.11/11.5
2, ¹⁷¹ LaTasha Jenkins	USA	22.85	11.31/11.6
3, ¹¹¹ Cydonie Mothersill	CAY	22.88	11.31/11.6
4, ¹²¹ Juliet Campbell	JAM	22.99	11.31/11.7
5, ¹⁸¹ Alenka Bikar	SLO	23.00	11.31/11.7
6, ¹⁶¹ Myriam Mani	CMR	23.15	11.31/11.9
¹⁵¹ Marion Jones	USA	DQ (r40.8)	10.9/11.5
¹³¹ Kelli White	USA	DQ (r40.8)	11.2/11.4
		(22.56)	

Marion Jones finally won a world 200m title, but was not as convincing as had been expected before the championships. After the semis it looked as if Ferguson might just upset Jones as Zhanna Pintusevich-Block had in the 100m. Off the bend, the Bahamaian was within striking distance, but Jones stayed in front and instead it was Ferguson who came under pressure from White, who had the fastest finish of all.

As detailed under reports of the 2001 and 2003 100 metres, both White then Jones were retroactively disqualified after each admitted doping violations going back to 2000.

First round (First 4 & 4 fastest to semi-finals) (Aug 8)

Heat 1: (0.2) 1, Darsha 22.86; 2, Rockmeier 23.01; 3, Gevaert 23.10; 4, Khabarova 23.25; 5, Saffronnikova 23.30; 6, Liliana Allen MEX 23.32; 7, Aleen Bailey JAM 23.70; 8, Kaitiano Mwemweata RZ 28.76

Heat 2: (0.8) 1, McDonald 22.73; 2, Diop 22.91; 3, Hewitt 23.07; 4, LaDonna Antoine CAN 23.76; 5, Gabriela Patterson CRC 24.37; 6, Ann Mooney PNG 25.34; Susanthika Jayasinghe SRI DQ (r163.3); White DQ (r40.8) (22.65)

Heat 3: (0.3) 1, Ferguson 23.00; 2, Reilly 23.02; 3, Ayétotché 23.15; 4, Lyubov Perepelova UZB 24.03; 5, Karin Mayr AUT 24.38; 6, Ekundayo Williams SLE 25.35; Jones DQ (r40.8) (22.70); Yekaterina Leshchova RUS DQ (r40.1) (24.06)

Heat 4: (-0.7) 1, Jenkins 22.82; 2, Mani 22.82; 3, Onyali 22.87; 4, Manninen 22.93; 5, Rockmeier 22.95; 6, Dia 23.07; Valma Bass SKN & Kaitouma Nadjina CHA DNS

Heat 5: (1.2) 1, Mothersill 22.54; 2, Campbell 22.88; 3, Bikar 22.93; 4, Miller 22.98; 5, Levorato 23.23; 6, Felipa Palacios COL 23.40; 7, Natasha Mayers VIN 24.91; 8, Marcia Daniel DMA 25.04

Semi-Finals (First 2 & 2 fastest to final) (Aug 9)

Heat 1: (0.3) 1, Campbell 22.68; 2, Damayanthi Darsha SRI 22.88; 3, Birgit Rockmeier GER 22.97; 4, Johanna Manninen FIN 23.11; 5, Manuela Levorato ITA 23.13; 6, Fabé Dia FRA 23.14; 7, Kim Gevaert BEL 23.29; Jones DQ (r40.8) (22.40)

Heat 2: (-0.1) 1, Mani 22.59; 2, Jenkins 22.63; 3, Mothersill 22.63; 4, Bikar 22.76; 5, Aida Diop SEN 22.94; 6, Natalya Saffronnikova BLR 23.02; 7, Lauren Hewitt AUS 23.05; 8, Louise Ayétotché CIV 23.47

Heat 3: (0.3) 1, Ferguson 22.39; 2, Mary Onyali NGR 22.80; 3, Inger Miller USA 22.82; 4, Beverly McDonald JAM 22.84; 5, Sarah Reilly IRL 23.24; 6, Irina Khabarova RUS 23.43; Gabi Rockmeier GER DNF; White DQ (r40.8) (22.54)

Paris 2003**Final (Aug 28) (-0.3)**

1, ¹⁵¹ Anastasiya Kapachinskaya	RUS	22.38
2, ¹²¹ Torri Edwards	USA	22.47
3, ¹⁴¹ Muriel Hurtis	FRA	22.59
4, ¹⁸¹ Beverly McDonald	JAM	22.95
5, ¹¹¹ Natalya Saffronnikova	BLR	22.98
6, ¹⁷¹ Anzhela Kravchenko	UKR	23.00
¹⁶¹ Kelli White	USA	DQ (r40.1) (22.05)
¹³¹ Zhanna Block	UKR	DQ (r40.8) (22.92)

White was a commanding winner of the final in 22.05, but this was to count for nothing when it emerged that she had failed a doping control test in Paris and had indeed been committing doping offences since 2000 (see report of the Paris women's 100m). The gold reverted to Kapachinskaya, who had made up three places in the finishing straight. Edwards was named as silver medallist with Hurtis (originally a distraught fourth) taking the bronze.

Unfortunately, it must be noted that both Kapachinskaya and Edwards committed doping violations in early 2004, and each began serving bans of two years. Block, originally fifth, then fourth, also ended up disqualified from Paris as a result of the Balco scandal.

First round (First 4 & 8 fastest to second round) (Aug 26)

Heat 1: (-0.6) 1, Félix 23.29; 2, Manninen 23.43; 3, Felix 23.46; 4, Díaz 23.47; 5, Virgil Hodge SKN 24.17; 6, Yana Kolpakova AZE 27.74; Block DQ (23.13)

Heat 2: (0.3) 1, Hurtis 22.51; 2, Anim 23.08; 3, Goncharenko 23.18; 4, Ferguson 23.18; 5, Cripps 23.29; 6, Muriello 23.48; 7, Thi Huong Vu VIE 24.63

Heat 3: (0.2) 1, Maydanova 23.03; 2, McDonald 23.11; 3, Mayr-Krifka 23.25; 4, Oyeptian 23.30; 5, Valma Bass ISV 24.16; 6, Mae Koime PNG 26.03; White DQ (r40.1) (22.97)

Heat 4: (-0.7) 1, Kravchenko 22.78; 2, Edwards 22.83; 3, Gevaert 22.92; 4, Madauka 23.11; 5, Saffronnikova 23.20; 6, Feraez 23.85; 7, Karla Hernández ESA 25.97

Heat 5: (-0.4) 1, Kapachinskaya 22.90; 2, Bailey 22.98; 3, Nku 23.17; 4, Pacholok 23.39; 5, Pillay 23.47; 6, Lineo Shoai LES 25.63; Susanthika Jayasinghe SRI

Heat 6: (0.1) 1, Onyali 22.80; 2, Mothersill 22.84; 3, Hewitt 23.01; 4, Poelman 23.22; 5, Ottey 23.24; 6, Lucia Ivanova SVK 24.12; 7, Kerina Hughes AIA 27.16

Second round (First 4 to semi-finals) (Aug 26)

Heat 1: (0.0) 1, Edwards 22.66; 2, Kravchenko 22.81; 3, Anim 22.95; 4, McDonald 22.96; 5, Merlene Ottey SLO 23.22; 6, Johanna Manninen FIN 23.42; 7, Anna Pacholok POL 23.43; Digna Luz Muriello COL DNS

Heat 2: (-0.2) 1, Kapachinskaya 22.73; 2, Gevaert 22.91; 3, Maydanova 22.93; 4, Debbie Ferguson BAH 22.98; 5, Abiodun Oyeptian GBR 23.42; 6, Jacqueline Poelman NED 23.51; White DQ (r40.1) (22.67); Sharon Cripps AUS DNS

Heat 3: (-0.3) 1, Hurtis 22.70; 2, Saffronnikova 22.96; 3, Nku 23.16; 4, Mothersill 23.29; 5, Svetlana Goncharenko RUS 23.29; 6, Allyson Felix USA 23.33; 7, Fabienne Feraez BEN 24.17; Aleen Bailey JAM DNF

Heat 4: (0.1) 1, Onyali 22.73; 2, Hewitt 23.03; 3, Diaz 23.21; 4, Sylviane Félix FRA 23.27; 5, Karin Mayr-Krifka AUT 23.30; 6, Geraldine Pillay RSA 23.39; 7, Joice Madauka GBR 23.51; Block DQ (r40.8) (22.67)

Semi-finals (First 4 to final) (Aug 26)

Heat 1: (-0.1) 1, Kravchenko 22.66; 2, McDonald 22.92; 3, Mary Onyali NGR 22.97; 4, Lauren Hewitt AUS 23.07; 5, Roxana Diaz CUB 23.12; 6, Vida Anim GHA 23.16; White DQ (r40.1) (22.50); Block DQ (r40.8) (22.61)

Heat 2: (-0.2) 1, Hurtis 22.41; 2, Kapachinskaya 22.43; 3, Edwards 22.44; 4, Saffronnikova 22.76; 5, Kim Gevaert BEL 22.86; 6, Maryna Maydanova UKR 22.91; 7, Cydonie Mothersill CAY 23.07; 8, Mercy Nku NGR 23.62

Helsinki 2005**Final (Aug 12) (0.2)**

1, ¹⁶¹ Allyson Felix	USA	22.16
2, ¹⁴¹ Rachele Smith	USA	22.31
3, ¹⁵¹ Christine Arron	FRA	22.31
4, ¹⁷¹ Veronica Campbell	JAM	22.38
5, ¹²¹ LaTasha Colander	USA	22.66
6, ¹⁸¹ Yuliya Gushchina	RUS	22.75
7, ¹³¹ Kim Gevaert	BEL	22.86
8, ¹¹¹ Cydonie Mothersill	CAY	23.00

Having beaten Campbell the month before Helsinki, Felix was the favourite, but was edged in her heat by the surprising Gushchina, who put up the fastest time of the first round with 22.53. Arron showed good 200m form for the first time in a major championship in winning the first semi-final in 22.45 into a 2.7 wind, cruising through 100 in 11.3 and coasting home impressively. Felix won the other semi-final in 22.90 – this into a 4.0 wind, with Olympic Champion Campbell placing third behind Gevaert, and so not qualifying for one of the seeded middle lanes.

Campbell was drawn in lane seven for the final, and she blasted out of the blocks, and powered the curve, leading from Arron and Felix by a metre at halfway. However, Campbell had taken the bend too quickly and she ran almost 20m of the straight in lane 8 – fortunately without impeding Gushchina. At 150m, Arron took the lead from Campbell, but the French star was again trying to force her stride. Felix, by contrast, was displaying her relaxed power, and she flowed away over the last 25m. Smith, two metres down on Campbell at halfway, zipped by her with 10m to go and just caught Arron on the line for the silver medal. At 19 years 267 days Felix became the youngest winner – man or woman – of a world sprint title.

First round (First 3 & 4 fastest to semi-finals) (Aug 10)

Heat 1: (-2.5) 1, Mothersill 23.72; 2, Colander 23.89; 3, Jones 24.12; 4, Lauren Hewitt AUS 24.20; 5, Sheri-Ann Brooks JAM 24.20; 6, Yelena Bolsun RUS 24.30; 7, Karin Mayr-Krifka AUT 24.61

Heat 2: (-1.1) 1, Gushchina 22.53; 2, Felix 22.68; 3, Gevaert 22.78; 4, Sologub 23.16; 5, Maydanova 23.31; 6, Tracy Joseph CRC 24.84; 7, Gertrudis Luna GEO 26.28

Heat 3: (-3.2) 1, Feraez 23.72; 2, Khabarova 23.78; 3, Smith 23.78; 4, Christine Amertl BAH 23.88; 5, Vida Anim GHA 24.16; 6, Mae Koime PNG 25.31; 7, Geinile Moyang SWZ 27.79

Heat 4: (0.3) 1, Arron 22.89; 2, Campbell 23.28; 3, de Moura 23.36; 4, Pillay 23.58; 5, Bikar 23.77; 6, Mercy Nku NGR 23.99

Semi-finals (First 4 to final) (Aug 11)

Heat 1: (-2.7) 1, Arron 22.45; 2, Smith 22.69; 3, Colander 22.69; 4, Mothersill 23.13; 5, Irina Khabarova RUS 23.26; 6, Lucimarie de Moura BRA 23.42; 7, Maryna Maydanova UKR 23.78; 8, Geraldine Pillay RSA 24.22

Heat 2: (-4.0) 1, Felix 22.90; 2, Gevaert 22.97; 3, Campbell 23.02; 4, Gushchina 23.10; 5, Fabienne Feraez BEN 23.29; 6, Natalya Sologub BLR 23.62; 7, Laverne Jones ISV 23.62; 8, Alenka Bikar SLO 23.94

Osaka 2007**Final (Aug 31) (1.7)**

1, ¹⁵¹ Allyson Felix	USA	21.81	11.15/10.66
2, ¹⁶¹ Veronica Campbell	JAM	22.34	11.10/11.24
3, ¹⁸¹ Susanthika Jayasinghe	SRI	22.63	11.45/11.18
4, ¹³¹ Torri Edwards	USA	22.65	11.30/11.40
5, ¹⁷¹ Sanya Richards	USA	22.70	11.50/11.20
6, ¹⁴¹ Aleen Bailey	JAM	22.72	11.40/11.30
7, ¹⁹¹ LaShauntea Moore	USA	22.97	11.50/11.50
8, ¹²¹ Cydonie Mothersill	CAY	23.08	11.70/11.40

Defending champion Felix was the favourite, having run 22.18 in 2007, a fifth of a second quicker than her rivals. Richards, who had failed to make the US squad in the 400m but was second to Felix in the US 200m, was fastest in round two.

Campbell and Felix ran together over the first 100m of the final, with Campbell just ahead at the halfway point, 11.10 to 11.15, but Felix then moved away, generating more smooth power than one could have expected from an athlete measuring only 1.68m/53Kg. By the finish, she was a full five metres clear of Campbell, while Jayasinghe again amazed, beating both Edwards and Richards for the bronze medal. Felix's time of 21.81 was the fastest of the 21st century, the best time since Inger Miller's 21.77 in 1999. Her winning margin was the greatest at this level since 1948.

First round (First 4 & 8 fastest to second round) (Aug 29)

Heat 1: (1-1) 1, Felix 22.50; 2, Jayasinghe 22.55; 3, Fletcher 22.94; 4, Diaz 23.06; 5, Harrigan 23.46; 6, Myriam Mani CMR 23.66

Heat 2: (2-2) 1, Moore 22.93; 2, Ferguson McKenzie 23.07; 3, Bolsun 23.11; 4, Rodriguez 23.96; 5, Kay Khine Lwin MYA 24.50; 6, Abdikarim Sheikh Fowzio SOM 30.87; Emily Freeman GBR (162.7)

Heat 3: (1-9) 1, Naimova 22.84; 2, Jones 23.03; 3, Chermoshanskaya 23.21; 4, Shtanhyeyeva 23.23; 5, Pillay 23.39; 6, Gretta Taslakian LIB 24.35

Heat 4: (-0.8) 1, Richards 22.74; 2, Mothersill 22.86; 3, Bailey 22.94; 4, Anim 23.16; 5, Khubbieva 23.25; 6, Ayetotché 23.34; 7, Klocek 23.38; 8, Kirsten Niwendam SUR 24.52

Heat 5: (0.8) 1, Hurts-Houaini 22.83; 2, Gevaert 22.91; 3, Hodge 23.00; 4, Tschirch 23.30; 5, Palacios 23.32; 6, Chebanu 23.40; 7, Kadiatou Camara MLI 23.48

Heat 6: (0.2) 1, Campbell 22.87; 2, Edwards 22.90; 3, Madauka 23.22; 4, Affoué 23.24; 5, Rusakova 23.24; 6, Ionela Tirleşa ROU 23.48; 7, Sakie Nobuka JPN 23.74

Second round (First 4 to semi-finals) (Aug 29)

Heat 1: (-0.2) 1, Richards 22.31; 2, Jayasinghe 22.55; 3, Hodge 22.84; 4, Jones 23.03; 5, Yullyia Chermoshanskaya RUS 23.15; 6, Yelena Chebanu UKR 23.21; 7, Felipa Palacios COL 23.24; 8, Cathleen Tschirch GER 23.50

Heat 2: (0.7) 1, Felix 22.61; 2, Bolsun 22.80; 3, Mothersill 22.82; 4, Gevaert 22.96; 5, Guzel Khubbieva UZB 23.28; 6, Tahesia Harrigan IVB 23.52; 7, Joice Madauka GBR 23.62; 8, Zudikay Rodriguez MEX 24.31

Heat 3: (-0.4) 1, Campbell 22.55; 2, Edwards 22.62; 3, Naimova 22.87; 4, Fletcher 23.02; 5, Iryna Shtanhyeyeva UKR 23.17; 6, Evelina Klocek POL 23.26; 7, Vida Anim GHA 23.47; 8, Louise Ayetotché CIV 23.60

Heat 4: (-0.5) 1, Hurts-Houaini 22.80; 2, Moore 22.71; 3, Diaz 22.79; 4, Ferguson McKenzie 22.81; 5, Muriel Hurts-Houaini FRA 22.86; 6, Natalia Rusakova RUS 22.97; 7, Amandine Allou Affoué CIV 23.46; 8, Geraldine Pillay RSA 23.55

Semi-finals (First 4 to final) (Aug 30)

Heat 1: (0.8) 1, Felix 22.21; 2, Campbell 22.44; 3, Edwards 22.51; 4, Mothersill 22.78; 5, Sherry Fletcher GRN 22.96; 6, Yelena Bolsun RUS 23.01; 7, Virgil Hodge SKN 23.06; Kim Gevaert BEL DNS

Heat 2: (-0.4) 1, Richards 22.50; 2, Bailey 22.65; 3, Jayasinghe 22.66; 4, Moore 22.73; 5, Tezzdzhan Naimova BUL 22.88; 6, Roxana Diaz CUB 22.98; 7, Debbie Ferguson McKenzie BAH 23.27; 8, LaVerne Jones ISV 23.34

Berlin 2009

Final (Aug 21) (-0.1)

1, ¹⁶¹ Allyson Felix	USA	22.02	11.16/10.86
2, ¹⁵¹ Veronica Campbell-Brown	JAM	22.35	11.14/11.21
3, ¹⁴¹ Debbie Ferguson-McKenzie	BAH	22.41	11.29/11.12
4, ¹³¹ Muna Lee	USA	22.48	11.25/11.23
5, ¹⁸¹ Anneisha McLaughlin	JAM	22.62	11.43/11.19
6, ¹⁷¹ Simone Facey	JAM	22.80	11.39/11.41
7, ¹²¹ Emily Freeman	GBR	22.98	11.47/11.51
8, ¹¹¹ Eleni Artymata	CYP	23.05	11.70/11.31

Campbell-Brown, ideally drawn one lane inside Felix, was about half a metre up on the American after 50m, but the defending champion was catching her, and did so just after halfway. Her long graceful stride took her a metre clear at 150m (16.37 to 16.49), and this extended to 3m by the finish, as Ferguson-McKenzie gained a metre on Campbell-Brown over the last 50m to pass Lee for the bronze medal.

The race marked the fourth time in five global championships that the first two medals had been taken by the Felix/Campbell-Brown duo, and the first time that any woman had won three consecutive world golds.

First round (First 3 & 6 fastest to semi-finals) (Aug 19)

Heat 1: (0.3) 1, Facey 22.83; 2, C Williams 23.08; 3, Danois 23.29; 4, Chisato Fukushima JPN 23.40; 5, Darilyn Obregón COL 23.42; 6, Andreea Ograzeanu ROU 23.42; 7, Nomvula Dlamini SWZ 25.70; Munira Saleh SYR DNF

Heat 2: (0.1) 1, Lee 22.76; 2, Baptiste 23.00; 3, Gushchina 23.07; 4, Hodge 23.34; 5, Carol Rodriguez PUR 23.54; 6, Sabina Veit SLO 23.77; 7, Sunayna Wahni SUR 24.74; 8, Saria Traubtsli LIB 26.90

Heat 3: (0.0) 1, Felix 22.86; 2, M Williams 22.96; 3, Z Williams 23.27; 4, Zaytseva 23.28; 5, Adrienne Power CAN 23.38; 6, Momoko Takahashi JPN 23.61; 7, Selloane Tsoaeli LES 28.34; Al-Gasara DQ (r4.0) (23.34)

Heat 4: (0.3) 1, Hooker 22.51; 2, Ferguson-McKenzie 22.71; 3, Artymata 22.83; 4, Bolsun 23.06; 5, Alena Kievich BLR 23.59; 6, Ivet Lalova BUL 23.60; 7, Meritzi Williams SKN 23.72

Heat 5: (0.1) 1, Mothersill 22.91; 2, McLaughlin 22.91; 3, Jones-Ferrette 22.97; 4, Anim 23.33; 5, Isabel Le Roux RSA 23.61; 6, Makelesi Batimala FIJ 24.13; 7, Damola Osayomi NGR 24.24

Heat 6: (0.0) 1, Campbell-Brown 23.01; 2, Freeman 23.10; 3, Borlée 23.25; 4, Ferguson 23.35; 5, Guzel Khubbieva UZB 23.61; 6, Jade Bailey BAR 23.84

Semi-finals (First 2 & 2 fastest to final) (Aug 16)

Heat 1: (0.5) 1, Ferguson-McKenzie 22.24; 2, Campbell-Brown 22.29; 3, Freeman 22.64; 4, Artymata 22.64; 5, Johanna Danois FRA 23.03; 6, Yelena Bolsun RUS 23.27; Marshvev Hooker USA DNF; Rakia Al-Gasara BRN DQ (r4.0) (23.26)

Heat 2: (0.3) 1, Felix 22.44; 2, McLaughlin 22.55; 3, LaVerne Jones-Ferrette ISV 22.74; 4, Cydonie Mothersill CAY 22.80; 5, ChaRonda Williams USA 22.81; 6, Olga Zaytseva RUS 23.19; 7, Sheniqua Ferguson BAH 23.40; 8, Tameka Williams SKN 23.47

Heat 3: (0.5) 1, Lee 22.20; 2, Facey 22.58; 3, Monique Williams NZL 22.90; 4, Kelly-Ann Baptiste TTO 22.96; 5, Virgil Hodge SKN 23.19; 6, Yulia Gushchina RUS 23.24; 7, Vida Anim GHA 23.36; 8, Olivia Borlée BEL 23.42

Daegu 2011

Final (Sep 2) (-1.0)

1, ¹⁵¹ Veronica Campbell-Brown	JAM	22.22	11.03/11.19
2, ¹⁴¹ Carmelita Jeter	USA	22.37	11.15/11.22
3, ¹³¹ Allyson Felix	USA	22.42	11.31/11.11
4, ¹⁶¹ Shalonda Solomon	USA	22.61	11.4/11.2
5, ¹⁸¹ Kerron Stewart	JAM	22.70	11.4/11.3
6, ¹¹¹ Debbie Ferguson-McKenzie	BAH	22.96	11.7/11.3
7, ¹²¹ Hrustyna Stuy	UKR	23.02	11.7/11.3
8, ¹⁷¹ Sherone Simpson	JAM	23.17	11.5/11.7

The two principle favourites in the event were a) would Felix be able to double up after the 400m, and b) would Campbell-Brown be able to finally beat Felix in the World Championships after three defeats. The two were drawn together in the third of the semi-finals, but even though Felix lost that race she still ended up in the draw for the best lanes in the final because she had the quickest losing time.

Campbell-Brown seared around the curve in the final, opening up a two-metre gap at halfway over Jeter (11.03 to 11.15), with Felix another one and half metres back. Jeter closed to within half a metre before VCB drew away to win. Felix also closed strongly but remained in third place. It was clear that Campbell-Brown had peaked perfectly to take the one major title that had eluded her, and that Felix's silver medal effort over 400m had taken away some of her customary sharpness.

First round (First 4 & 4 fastest to semi-finals) (Sep 1)

Heat 1: (-0.1) 1, Soumaré 22.71; 2, Stewart 22.83; 3, Gushchina 22.88; 4, Smith 23.09; 5, Fukushima 23.25; 6, Jeneba Tarmoh USA 23.60; 7, Seyha Chan CAM 26.34; Ramona van der Vloot SUR DNS

Heat 2: (-0.5) 1, Jeter 22.68; 2, Simpson 22.94; 3, Savinits 23.09; 4, Bryzgina 23.70 (23.692); 5, Vanda Gomes BRA 23.70 (23.700); 6, Viktoriya Zybikina KAZ 24.09; 7, Mary Jane Vincent MRI 25.20; Blessing Okagbare NGR DNS

Heat 3: (-0.3) 1, Schippers 22.69; 2, Felix 22.71; 3, Silva 22.96; 4, Redhead 23.11; 5, Peter 23.17; 6, Endurance Abinua NGR 23.53; 7, Phumille Ndzinisa SWZ 24.15; 8, Afa Ismail MDV 26.48

Heat 4: (0.3) 1, Solomon 22.69; 2, Ryemyen 22.77; 3, Selvon 22.89; 4, Strachan 23.20; 5, Casabona 23.21; 6, Anna Kiełbasińska POL 23.34; 7, Kimberly Hyacinthe CAN 23.83; 8, Hinkissia Ndiketh CAJ 24.81

Heat 5: (-0.2) 1, Campbell-Brown 22.46; 2, Lalova 22.62; 3, Ferguson-McKenzie 22.86; 4, Stuy 22.92; 5, Onuora 22.93; 6, Moa Hjelm SWE 23.31; 7, Maryam Toosi IRI 24.17; 8, Fanny Shonoi CAM 25.55

Semi-finals (First 2 & 2 fastest to final) (Sep 1)

Heat 1: (-0.7) 1, Jeter 22.47; 2, Simpson 22.88; 3, Mariya Ryemyen UKR 22.94; 4, Ana Cláudia Silva BRA 22.97; 5, Myriam Soumaré FRA 23.02; 6, Nivea Smith BAH 23.06; 7, Nelkis Casabona CUB 23.32; 8, Chisato Fukushima JPN 23.52

Heat 2: (-0.1) 1, Solomon 22.72; 2, Stewart 22.77; 3, Stuy 22.74; 4, Ferguson-McKenzie 22.85; 5, Dafne Schippers NED 22.92; 6, Yyelizaveta Savinits RUS 23.04; 7, Anyika Onuora GBR 23.08; 8, Allison Peter ISV 23.56

Heat 3: (-1.8) 1, Campbell-Brown 22.53; 2, Felix 22.67; 3, Ivet Lalova BUL 23.03; 4, Kai Selvon TTO 23.11; 5, Yulia Gushchina RUS 23.26; 6, Janelle Redhead GRN 23.57; 7, Anthonique Strachan BAH 23.85; Yyelizaveta Bryzgina UKR DNF

Moscow 2013

Final (Aug 16) (-0.3)

1, ¹⁴¹ Shelly-Ann Fraser-Pryce	JAM	22.17
2, ¹⁶¹ Murielle Ahouré	CIV	22.32 (22.313)
3, ¹⁵¹ Blessing Okagbare	NGR	22.32 (22.319)

4, 171	Shaunae Miller	BAH	22.74
5, 111	Jeneba Tarmoh	USA	22.78
6, 121	ChaRonda Williams	USA	22.81
7, 181	Mariya Ryemyen	UKR	22.84
131	Allyson Felix	USA	DNF

Fraser-Pryce gained about a metre on a Felix in the first 40m of the final, at which point Felix screamed in pain before dropping to the ground with a tear to her right hamstring. The Jamaican led by over a metre into the straight and won by 1½ metres over Houré, who kept her form well to just hold off Okagbare by 0.006. The winner said afterwards "I hope to God that Allyson comes back really quickly ... you know she is someone you have to look for when you are competing". Fraser-Pryce's sprint double was the first by a woman since the disgraced Katrin Krabbe in 1991.

A sad postscript was the doping disqualification of semi-finalist Bryzgina, whose parents had both won World Championship and Olympic medals for the USSR and/or Ukraine.

First round (First 3 & 3 fastest to semi-finals) (Aug 15)

Heat 1: (0.0) 1, Duncan 22.84; 2, Danois 23.00; 3, Latvala 23.07; 4, Gloria Hooper ITA 23.10; 5, Ana Cláudia Silva BRA 23.31; 6, Moa Hjelmer SWE 23.33; 7, Janet Ampongah GHA 24.07

Heat 2: (0.1) 1, Okagbare 22.79; 2, C Williams 22.83; 3, Hyacinthe 23.19; 4, Marika Popowicz POL 23.22; 5, Kineke Alexander VIN 23.42; 6, Viktoriya Zybakina KAZ 24.47; Angela Tenorio ECU DNS

Heat 3: (0.0) 1, Miller 22.72; 2, Hall 23.25; 3, Belibasáki 23.41; 4, Andreea Ográzeanu ROU 23.83; 5, Isidora Jiménez CHI 24.06; 6, Afa Ismail MDV 26.16; Crystal Emmanuel CAN DQ (r163.3a) (23.14); Yelena Ryabova TKM DQ (r40.1) (24.61)

Heat 4: (0.0) 1, Fraser-Pryce 22.78; 2, Selvon 23.14; 3, Franciela Krasucki BRA 23.20; 4, Justine Pallfram RSA 23.64; 5, Chisato Fukushima JPN 23.85; 6, Melissa Breen AUS 23.95; Yelizaveta Bryzgina UKR DQ (r40.1) (22.84)

Heat 5: (-0.1) 1, Ryemyen 22.63; 2, Strachan 22.66; 3, Guión-Firmin 22.91; 4, Anyika Onuora GBR 23.36; 5, Olga Satornova KAZ 23.86; 6, Eleni Artymatá CYP 24.07; 7, Toea Wisil PNG 24.23

Heat 6: (0.3) 1, Felix 22.59; 2, McLaughlin 22.78; 3, Soumaré 22.83; 4, J Williams 23.00; 5, Nivea Smith BAH 23.25; 6, Yelizaveta Savinisa RUS 23.27; 7, Danna Abdurazak IRO 24.57

Heat 7: (0.4) 1, Houré 22.66; 2, Stuy 22.86; 3, Tarmoh 22.88; 4, Lalova 22.92; 5, Sánchez 23.05; 6, Mujinga Kambundji SUI 23.24; 7, Karene King IVB 23.97

Semi-finals (First 2 & 2 fastest to final) (Aug 15)

Heat 1: (0.0) 1, Houré 22.46; 2, Miller 22.64; 3, Tarmoh 22.70; 4, Ivet Lalova BUL 22.81; 5, Johanna Danois FRA 23.15; 6, Maria Belibasáki GRE 23.46; 7, Anneisha McLaughlin JAM 27.13; Yelizaveta Bryzgina UKR DQ (r40.1) (22.87)

Heat 2: (0.0) 1, Felix 22.30; 2, Okagbare 22.39; 3, Kimberlyn Duncan USA 22.91; 4, Hrynstya Stuy UKR 22.98; 5, Mariely Sánchez DOM 23.05; 6, Lénora Guión-Firmin FRA 23.11; 7, Kai Selvon TTO 23.21; 8, Patricia Hall JAM 23.26

Heat 3: (-0.2) 1, Fraser-Pryce 22.54; 2, Ryemyen 22.70; 3, C Williams 22.80; 4, Anthonique Strachan BAH 22.81; 5, Myriam Soumaré FRA 22.85; 6, Kimberley Hyacinthe CAN 23.12; 7, Jodie Williams GBR 23.21; 8, Hanna-Maari Latvala FIN 23.21

Women's 200 Metres, continued

National Placings:									
	1	2	3	4	5	6	7	8	Points
UKR	1	-	-	-	-	-	1	2	15
SRI	-	1	1	-	-	-	-	-	13
URS	-	-	-	1	1	-	-	1	10
GBR	-	-	1	-	-	-	1	-	8
CAY	-	-	1	-	-	-	-	2	8
CIV	-	1	-	-	-	-	-	-	7
BLR	-	-	-	-	1	-	-	-	4
SLO	-	-	-	1	-	-	-	-	4
BUL	-	-	-	-	-	1	-	1	4
AUS	-	-	-	-	-	-	2	-	4
CMR	-	-	-	-	-	1	-	-	3
POL	-	-	-	-	-	-	1	1	3
BEL	-	-	-	-	-	-	-	1	2
CAN	-	-	-	-	-	-	1	-	2
CYP	-	-	-	-	-	-	-	1	1
Totals	14	14	13+2=	13	14	14	12	10	496

400 Metres

Helsinki 1983

Final (Aug 10)

1, 131	Jarmila Kratochvílová	TCH	47.99WR	23.1/24.9
2, 111	Tatána Kocembová	TCH	48.59	23.5/25.1
3, 141	Mariya Pinigina	URS	49.19	23.2/26.0
4, 151	Gaby Bussmann	FRG	49.75	23.9/25.9
5, 161	Marita Payne	CAN	50.06	23.6/26.5
6, 181	Irina Baskakova	URS	50.48	24.1/26.4
7, 171	Dagmar Rübsum	GDR	50.48	24.1/26.4
8, 121	Rosalyn Bryant	USA	50.66	24.9/25.8

Kratochvílová had already made a big impression in Helsinki: one day before the final she easily took the 800m title just 33 minutes after winning her one-lap semi-final.

She had also been obliged to run two preliminary races on each of the first two days of the championships. On the fourth day she was able to concentrate on the 400m final alone. Drawn in lane 3, she started very positively by closing the stagger on Pinigina. Kratochvílová's team-mate, Kocembová, also started quickly in lane 1. A tremendous third 100m brought the muscular Czech into the straight with a lead of five metres. Kocembová momentarily gained on her compatriot, but Kratochvílová powered on to win in the fantastic time of 47.99. It was the first world record to be set at an IAAF World Championship.

"The world record came as a complete surprise," said Kratochvílová, "I never think about such things, only about the finish line and how to be the first to cross it."

First round (First 5 & 7 fastest to second round) (Aug 7)

Heat 1: 1, Kratochvílová 52.42; 2, Killingbeck 52.62; 3, Belle 53.01; 4, Scutt 53.30; 5, Rossi 53.51; 6, Mughrabi 59.58; 7, Marjorie Gentle BIZ 64.00

Heat 2: 1, Stamenova 53.81; 2, Bussmann 53.93; 3, Griffith 54.02; 4, Caicedo 55.09; 5, Forgács 55.15; 6, Athanas 56.54; 7, Liburd 62.46

Heat 3: 1, Kocembová 52.74; 2, Howard 52.78; 3, Ilieva 53.21; 4, Rattray 53.40; 5, Buala 57.37; 6, Toure 59.37; Florence Gaza SOL DNS

Heat 4: 1, Pinigina 52.49; 2, Crooks 53.83; 3, Rübsum 54.47; 4, Boyd 54.70; 5, Petrus 55.87; 6, Grun 56.84; 7, Baptiste 60.79

Heat 5: 1, Busch 53.16; 2, Baskakova 53.45; 3, Bryant 53.64; 4, Payne 53.96; 5, Ambulo 56.08; 6, Meigham 58.07; Rose Tata-Muya KEN DNS

Second round (First 4 to semi-finals) (Aug 8)

Heat 1: 1, Pinigina 51.05; 2, Bryant 51.44; 3, Busch 51.46; 4, Crooks 51.57; 5, Denise Boyd USA 52.03; 6, Cathy Rattray JAM 53.78; Margarita Grun URU & Cornelia Baptiste LCA DNS

Heat 2: 1, Baskakova 51.07; 2, Bussmann 51.15; 3, Rübsum 51.62; 4, Killingbeck 52.25; 5, Roberta Belle USA 53.43; 6, Elanga Buala PNG 56.96; 7, Iviechia Petrus ISV 57.24; Halah Mughrabi SYR DNS

Heat 3: 1, Payne 52.23; 2, Ilieva 52.37; 3, Kratochvílová 52.40; 4, Scutt 52.70; 5, June Griffith GUY 53.47; 6, Leticia Athanas TAN 56.92; 7, Irina Ambulo PAN 58.33; Sandra Liburd SKN DNS

Heat 4: 1, Kocembová 51.88; 2, Forgács 52.18; 3, Stamenova 52.22; 4, Howard 52.34; 5, Erika Rossi ITA 53.88; 6, Patricia Meigham GUA 59.85; Eucaris Caicedo COL & Fatalmoudou Touré MLI DNS

Semi-finals (First 4 to final) (Aug 9)

Heat 1: 1, Kratochvílová 51.08; 2, Bussmann 51.22; 3, Baskakova 51.26; 4, Rübsum 51.52; 5, Charmaine Crooks CAN 51.96; 6, Denean Howard USA 52.06; 7, Judit Forgács HUN 52.74; 8, Rositza Stamenova BUL 53.09

Heat 2: 1, Pinigina 50.07; 2, Kocembová 50.45; 3, Payne 50.78; 4, Bryant 51.04; 5, Sabine Busch GDR 51.09; 6, Michelle Scutt GBR 51.88; 7, Molly Killingbeck CAN 51.97; 8, Katya Ilieva BUL 52.34

200 METRES

Multiple Medalists:

6	Merlene Ottey	JAM	83-2, 87-3, 91-3, 93-1, 95-1, 97-3
4	Allyson Felix	USA	05-1, 07-1, 09-1, 11-3
3	Veronica Campbell/Brown	JAM	07-2, 09-2, 11-1
2	Gwen Torrence	USA	91-2, 93-2
	Inna Privalova	RUS	93-3, 95-2
	Susanthika Jayasinghe	SRI	97-2, 07-3
	Debbie Ferguson/McKenzie	BAH	01-1, 09-3

Most Finals:

6 Ottey

Most Appearances:

7	Ottey	JAM/SLO	83-2, 87-3, 91-3, 93-1, 95-1, 97-3, 03-5a1
	Ferguson/McKenzie		95-6h4, 99-5, 01-1, 03-4q2, 07-7s2, 09-3, 11-6

National Placings:

	1	2	3	4	5	6	7	8	Points
USA	4	7	1	5	5	2	1	1	141
JAM	4	4	3+1=3	3	3	2	-	2	118.5
RUS	1	1	2	1	-	3	2	-	45
GER	3	-	1=	1	1	-	-	-	38.5
BAH	1	-	1	1	1	1	-	-	28
NGR	-	-	1	-	1	3	-	-	19
	-	-	2	1	-	-	-	1	18

Rome 1987

Final (Aug 31)

1, 121	Olga Bryzgina	URS	49.38	23.82/25.56
2, 131	Petra Müller	GDR	49.94	23.64/26.30
3, 161	Kirsten Emmelmann	GDR	50.20	23.75/26.45
4, 151	Mariya Pinigina	URS	50.53	23.85/26.68
5, 171	Lillie Leatherwood	USA	50.82	24.37/26.45
6, 181	Jillian Richardson	CAN	51.03	24.76/26.27
7, 141	Diane Dixon	USA	51.13	23.94/27.19
8, 111	Olga V. Nazarova	URS	51.20	24.68/26.52

The great Marita Koch was destined never to win a world 400m title. She contested the sprints in 1983 and six months before the Rome World Championships, she suddenly announced her retirement from the sport. Without her or Kratochvílová, the standard of women's one-lap running dipped and the 1987 world title was won in a time which would not have been good enough for a medal in Helsinki.

The GDR pair of Emmelmann and Müller went out fastest in the final but were closed down by Bryzgina on the second bend. The Ukrainian took the lead early in the straight and continued to pull clear for a comfortable win. This was the second world championship medal won by the Bryzgin family. The winner's husband Viktor took a bronze in the 1983 sprint relay.

First round (First 3 & 4 fastest to semi-finals) (Aug 29)

Heat 1: 1, Bryzgina 51.62; 2, Richards 52.07; 3, Crooks 52.49; 4, Chepkurui 53.21; 5, Assumpta Achno Bei CMR 54.18; Kungu Bankombo COD, PT Usha IND DNS

Heat 2: 1, Müller 51.68; 2, Kinzel 52.34; 3, Lacambra 52.46; 4, Ficher 52.59; 5, Usifo 53.64; 6, Jocelyn Joseph ANT 55.61; 7, Anna Cherry LCA 57.20

Heat 3: 1, Pinigina 51.38; 2, Howard 52.06; 3, Thimm 52.48; 4, Rattray-Williams 52.64; 5, Mercy Addy GHA 54.13; 6, Diana Dunrod SKN 57.64; Mariam Zewde ETH DNF

Heat 4: 1, Neubauer 51.96; 2, Leatherwood 52.16; 3, Payne 52.21; 4, Josephine Singarayer USA 54.56; 5, Nadine Mbitoloum CHA 61.71; Nawal el Moutawakil MAR & Adina Valdez TTO DNS

Heat 5: 1, Richardson 51.94; 2, Olga V. Nazarova 52.04; 3, Figueiredo 52.29; 4, Arendt 52.50; 5, Forgács 53.15; 6, Esther Petitoum CUB 54.50; 7, Vanessa Barlow SAM 61.53

Heat 6: 1, Emmelmann 51.62; 2, Dixon 51.72; 3, Oliver 53.59; 4, Ruth Morris ISV 56.36; Sarmila Ray BAN, Molly Killinbeck & Cosetta Campana ITA DNS

Semi-finals (First 2 & 2 fastest to final) (Aug 30)
Heat 1: 1, Pinigina 50.83; 2, Richardson 50.91; 3, Leatherwood 50.95; 4, Dagmar Neubauer GDR 52.15; 5, Cathy Rattray-Williams JAM 52.51; 6, Fabienne Ficher FRA 52.58; 7, Helga Arendt FRG 52.80; 8, Bianca Lacambra ESP 54.72

Heat 2: 1, Müller 50.15; 2, Bryzgina 50.88; 3, Denean Howard USA 51.28; 4, Charmaine Crooks CAN 51.69; 5, Maria Figueiredo BRA 52.24; 6, Gisela Kinzel FRG 52.66; 7, Judit Forgács HUN 52.99; 8, Ilrey Oliver JAM 53.35

Heat 3: 1, Emmelmann 50.53; 2, Dixon 50.83; 3, Olga V. Nazarova 51.07; 4, Ute Thimm FRG 51.23; 5, Sandie Richards JAM 51.54; 6, Marita Payne CAN 51.75; 7, Francisca Chepkurui KEN 52.86; Maria Usifo NGR DNS

Tokyo 1991

Final (Aug 27)

1, 141	Marie-José Pérec	FRA	49.13	22.82/26.31
2, 131	Grit Breuer	GER	49.42	23.00/26.42
3, 151	Sandra Myers	ESP	49.78	23.82/25.96
4, 161	Olga Bryzgina	URS	49.82	23.49/26.33
5, 181	Jearl Miles	USA	50.50	23.72/26.78
6, 121	Ximena Restrepo	COL	50.79	24.08/26.71
7, 171	Lillie Leatherwood	USA	51.53	24.34/27.19
8, 111	Diane Dixon	USA	51.73	24.17/27.56

Nineteen-ninety-one saw an improvement in the standard of women's 400m running, and at the forefront was Marie-José Pérec. The long-legged Frenchwoman had already won the European Cup in the world's fastest time for four years. In Tokyo she went even quicker despite having to contest four races in four days.

Pérec (lane 3) started fast in the final, passing 200m in 22.82. She was tracked by European Champion Breuer. Pérec clocked 35.12 at 300m and was nearly three metres up on the German (35.39). Breuer, still a junior, was poised to attack on the final straight. Though she began to lose form, the Frenchwoman actually pulled further away from Breuer in the closing stages of the race.

Bryzgina, the defending champion, held third place until the last metres of the race when she was outdistanced by Myers.

"The race was very hard," said Pérec. "I knew I had to come out of the second turn ahead because if I am ahead, I win. Talent is not enough."

First round (First 4 & 4 fastest to second round) (Aug 24)

Heat 1: Pérec 51.00, 2, Bryzgina 51.36; 3, Keough 51.51; 4, Olsen 52.84; 5, Allen 53.17; 6, Huang Yanhong CHN 54.51; 7, Lasnet Nkouka CGO 57.85

Heat 2: 1, Myers 52.70; 2, Yusuf 52.81; 3, McLeon 52.87; 4, Carabali 53.31; 5, Tandian 53.65; 6, Vacieseva Tavaga FIJ 58.82; 7, Juliana Nzang Obieng GEO 64.13

Heat 3: 1, Miles 51.88; 2, Hanson 52.08; 3, Restrepo 52.41; 4, Janke 53.73; 5, Reawadee Srihota THA 54.94; 6, Zeinabou Jean-Wail NIG 65.03; Sharmaine Williams TKS DQ; Suzie Tanefo CMR DNS

Heat 4: 1, Dixon 52.43; 2, Breuer 52.56; 3, Yurchenko 52.65; 4, Poetschka 52.65; 5, Merino 53.04; 6, Orit Kolodni ISR 54.26; 7, Claudia Acerenza URU 55.82; 8, Graciela von Schmeling PAZ 57.37

Heat 5: 1, Opares 51.06; 2, Dzhigalova 51.45; 3, Leatherwood 53.04; 4, Forgács 53.24; 5, Grossenbacher 53.77; 6, Shermaine Ross GRN 55.90; 7, Mary Estelle Kapulu VAN 56.47

Second round (First 4 & 4 fastest to semi-finals) (Aug 25)

Heat 1: 1, Miles 51.88; 2, Myers 52.01; 3, Breuer 52.16; 4, Yusuf 52.46; 5, Olsen 52.95; 6, Aissatou Tandian SEN 53.06; 7, Cheryl Allen CAN 53.21; Aelita Yurchenko URS DNF

Heat 2: 1, Dzhigalova 50.76; 2, Dixon 50.84; 3, Keough 51.13; 4, Poetschka 51.65; 5, Merino 51.82; 6, Carabali 52.38; 7, Judit Forgács HUN 53.79; Charity Opaga NGR DQ

Heat 3: 1, Pérec 50.61; 2, Restrepo 50.66; 3, Leatherwood 50.75; 4, Bryzgina 50.79; 5, Hanson 51.02; 6, Karin Janke GER 53.08; 7, Nancy McLeon CUB 53.72; Martha Grossenbacher SUI DNS

Semi-finals (First 4 to final) (Aug 26)

Heat 1: 1, Pérec 49.94; 2, Breuer 50.14; 3, Bryzgina 50.26; 4, Dixon 50.75; 5, Lorraine Hanson GBR 50.93; 6, Norfalia Carabali COL 52.40; 7, Renee Poetschka AUS 52.76; 8, Julia Merino ESP 53.41

Heat 2: 1, Myers 50.64; 2, Leatherwood 50.68; 3, Miles 50.79; 4, Restrepo 50.82; 5, Lyudmila Dzhigalova URS 50.85; 6, Fatima Yusuf NGR 50.91; 7, Linda Keough GBR 50.98; 8, Solvi Olsen NOR 53.63

Stuttgart 1993

Final (Aug 17)

1, 161	Jearl Miles	USA	49.82	23.95/25.87
2, 131	Natasha Kaiser-Brown	USA	50.17	23.78/26.39
3, 141	Sandie Richards	JAM	50.44	23.77/26.67
4, 151	Tatiana Alekseyeva	RUS	50.52	23.48/27.04
5, 121	Ximena Restrepo	COL	50.91	23.71/27.20
6, 111	Sandra Myers	ESP	51.22	23.63/27.59
7, 171	Juliet Campbell	JAM	51.40	24.27/27.13
8, 181	Norfalia Carabali	COL	DQ	24.85/27.07 (1:63.3) (51.92)

There was no clear favourite, then Tatyana Alekseyeva came to everyone's attention with personal bests in heat and semi-final. The Russian took off quickest in the final. Conversely, US Champion Miles started conservatively and was only sixth at halfway. She improved to third at 300m and took the lead in the finishing straight as Alekseyeva faded. The next best finish came from Kaiser-Brown, who, like Miles, was wearing a pair of oversized sunglasses. Richards came up to pip Alekseyeva for the bronze.

The winner's time was the slowest at world or Olympic level since 1972, yet it was the fastest in the world at that point in 1993. Marie-José Pérec and Gwen Torrence, arguably the world's best two 400m runners, both decided to concentrate on the sprints in Stuttgart.

First round (First 2 & 6 fastest to semi-finals) (Aug 15)

Heat 1: 1, Alekseyeva 50.88; 2, Richards 51.01; 3, Nadezda Kostovalova TCH 52.69; 4, Elsa Devassogne FRA 52.81; 5, Felicia Zurcher-Scalabrini SUI 52.84; 6, Guilhermina da Cruz ANG 53.34; 7, Kaltouna Nadjina CHA 59.76

Heat 2: 1, Kaiser-Brown 51.80; 2, Ruzina 52.23; 3, Keough 52.61; 4, Dora Kyriakou CYP 54.49; 5, Lorie Ann Adams GUY 55.54; 6, Shermaine Ross GRN 55.80; 7, Aminath Nasheed MDV 67.87; Ruth Mangué GEO DNS

Heat 3: 1, Restrepo 51.59; 2, Myers 51.77; 3, Yurchenko 52.22; 4, Noodang Phipphoo THA 54.01; 5, Denise Ouabangui CAF 57.18; 6, Lasnet Nkouka CGO 57.95; Grace Birungi UGA DNS

Heat 4: 1, Carabali 51.65; 2, Campbell 51.76; 3, Collins 52.03; 4, Tandian 52.59; 5, Yana Burtasenkovna MDA 53.12; 6, Mandia Kanoute MLI 55.72; 7, Rachelle Godonou BEN 63.39

Heat 5: 1, Miles 51.24; 2, Turner 52.04; 3, Rücker 52.10; 4, Landre 52.53; 5, Camille Noel CAN 53.11; 6, Mary Estelle Kapulu VAN 55.06; 7, Mirna El-Laz LIB 59.76; Lyudmila Dzhigalova UKR DNS

Semi-finals (First 4 to final) (Aug 16)

Heat 1: 1, Kaiser-Brown 50.41; 2, Alekseyeva 50.49; 3, Campbell 50.89; 4, Carabali 51.17; 5, Aelita Yurchenko UKR 51.55; 6, Inez Turner JAM 52.25; 7, Anja Rücker GER 52.32; 8, Aissatou Tandian SEN 52.77

Heat 2: 1, Miles 50.45; 2, Richards 50.65; 3, Myers 50.83; 4, Restrepo 50.89; 5, Yelena Ruzina RUS 51.14; 6, Linda Keough GBR 52.56; 7, Michelle Collins USA 52.60; 8, Francine Landre FRA 52.72

Gothenburg 1995**Final (Aug 8)**

1, ¹⁶¹ Marie-José Pérec	FRA	49.28
2, ¹⁵¹ Pauline Davis	BAH	49.96
3, ¹³¹ Jearl Miles	USA	50.00
4, ¹⁴¹ Cathy Freeman	AUS	50.60
5, ¹¹¹ Fatima Yusuf	NGR	50.70
6, ¹⁸¹ Falilat Ogunkoya	NGR	50.77
7, ¹⁷¹ Maicel Malone	USA	50.99
8, ¹²¹ Sandie Richards	JAM	51.13

The Gothenburg timetable had been revised to help Pérec attempt the 400m flat and hurdles double, but the day before the 400m final the Frenchwoman, nursing a sore hamstring, withdrew from the hurdles. This meant she did not have to run a heat of the hurdles two hours before the flat final.

Freeman, who beat Pérec in Monaco in late July, went out fast. She was timed at 23.3 at 200m compared with 23.5 for Pérec. The two were level at 300m (35.7) when the Frenchwoman began to pull away. Freeman was passed on either side by Davis and Miles and slipped to fourth in the finishing straight. Pérec's winning time was the world's quickest for three years; Davis cracked 50 seconds in her first major championship 400m, narrowly ahead of defending champion Miles.

"I feel like I ran a perfect race," said the winner.

First round (First 3 & 3 fastest to semi-finals) (Aug 5)

Heat 1: 1, Freeman 51.29; 2, Neef 51.39; 3, Chebykina 51.58; 4, Linda Kisabaka GER 51.96; 5, Idalmis Bonne CUB 52.10; 6, Zoila Stewart CRC 53.48; 7, Hsu Pei-Chin TPE 54.93

Heat 2: 1, Malone 51.22; 2, Dupoty 51.55; 3, Olga V. Nazarova 51.55; 4, Olabisi Afolabi NGR 51.79; 5, Grace Birungi UGA 53.92; 6, Ngozi Mwanawamba ZAM 53.92; 7, Lu Xifang CHN 56.64

Heat 3: 1, Pérec 51.24; 2, Sotnikova 51.39; 3, Zhang 51.51; 4, Röhlander 51.68; 5, Norfalia Carabali COL 51.96; 6, Öznur Dursun TUR 54.21; Kannan Solaimathi IND DNS

Heat 4: 1, Myers 51.18; 2, Davis 51.21; 3, Graham 51.39; 4, Li 51.50; 5, Sandra Kuschmann GER 51.99; 6, Olga Moroz UKR 52.31; 7, Sharron Celecia GIB 61.03; Kate Clarke LBR DNS

Heat 5: 1, Ogunkoya 50.72; 2, Miles 50.94; 3, Williams 51.32; 4, McLeon 51.39; 5, Evelynne Elien FRA 53.34; 6, Mercy Addy GHA 54.29; Bernice Morton SKN DQ (r163.3)

Heat 6: 1, 1, Richards 51.30; 2, Rurak 51.32; 3, Georgieva 51.37; 4, Helena Fuchsová CZE 51.96; 5, Lee Naylor AUS 52.37; 6, Věrnáta Lesforis LCA 56.43; 7, Mirna El-Laz LIB 59.96; Francine Landre FRA DNF

Heat 7: 1, Yusuf 50.60; 2, Poetschka 51.26; 3, Restrepo 51.57; 4, Ludmila Formanová CZE 52.05; 5, Merlene Frazer JAM 52.24; 6, Dora Kyriakou CYP 52.81; 7, Mary Estelle Kapulu VAN 53.92; 8, Bipendu Mboombo COD 61.60

Semi-finals (First 2 & 2 fastest to final) (Aug 6)

Heat 1: 1, Freeman 50.49; 2, Yusuf 50.56; 3, Richards 50.64; 4, Melanie Neef GBR 51.18; 5, Yulia Sotnikova RUS 51.41; 6, Kim Graham USA 51.77; 7, Ximena Restrepo COL 51.82; 8, Li Jing CHN 53.46

Heat 2: 1, Davis 50.43; 2, Malone 50.77; 3, Renee Poetschka AUS 51.00; 4, Sandra Myers ESP 51.03; 5, Nancy McLeon CUB 51.46; 6, Daniela Georgieva BUL 51.65; 7, Tatyana Chebykina RUS 51.67; 8, Claudine Williams JAM 52.99

Heat 3: 1, Miles 50.39; 2, Pérec 50.42; 3, Ogunkoya 50.85; 4, Olga V. Nazarova RUS 51.83; 5, Julia Dupoty CUB 51.85; 6, Uta Röhlander GER 51.99; 7, Yelena Rurak UKR 52.01; 8, Zhang Hengyun CHN 52.59

Athens 1997**Final (Aug 4)**

1, ¹¹¹ Cathy Freeman	AUS	49.77	23.93/25.84
2, ¹⁵¹ Sandie Richards	JAM	49.79	23.87/25.92
3, ¹⁴¹ Jearl Miles-Clark	USA	49.90	23.90/26.00
4, ¹⁶¹ Grit Breuer	GER	50.06	23.66/26.40
5, ¹³¹ Falilat Ogunkoya	NGR	50.27	23.83/26.44
6, ¹⁸¹ Helena Fuchsová	CZE	50.66	23.82/26.84
7, ¹⁷¹ Pauline Davis	BAH	50.68	24.31/26.37
8, ¹²¹ Tatyana Alekseyeva	RUS	51.37	23.65/27.72

After finishing only third in her semi behind 1993 champion Miles-Clark and Ogunkoya, Olympic silver medalist Freeman was drawn in lane one, but she refused to be daunted by that and went on to claim the title vacated by Pérec. It was a close-run affair as Freeman – last at 100, seventh at 200m and a close second to Ogunkoya (36.11) at 300m in 36.13 – surged into the lead and found the strength to prevail by just 2/100ths over training partner Richards, with Miles-Clark a metre behind. "Although I am still inexperienced I think I chose the right tactics," said Freeman, the first Australian aboriginal to win any world athletics title, and the only athlete to have won a world title at 400m from an unseeded lane.

First round (First 4 & 4 fastest to second round) (Aug 2)

Heat 1: 1, Fuchsová 51.05; 2, Alekseyeva 51.61; 3, Damayanti 51.99; 4, Afolabi 52.13; 5, Williams 52.30; 6, Antoine 52.44; 7, Maria Figueirêdo BRA 53.95; 8, Charmaine Smit NAM 55.67

Heat 2: 1, Richards 51.57; 2, Miles-Clark 51.77; 3, Curbishley 51.97; 4, Carabali 52.18; 5, Hana Benesová CZE 52.74; 6, Mayra González MEX 53.63; 7, Kaltouma Nadjina CHA 54.49; 8, Cathalina Staye STV 55.54

Heat 3: 1, Graham 51.92; 2, Fraser 52.21; 3, Spuri 52.54; 4, Chebykina 52.57; 5, Inez Turner JAM 53.34; 6, Hristina Panagou GRE 54.23; 7, Grace Dinkins LBR 55.19; Charity Opara NGR DNS

Heat 4: 1, Breuer 51.43; 2, Kotlyarova 51.55; 3, Ogunkoya 51.77; 4, Kostovalová 52.15; 5, de Jongh 52.47; 6, Zoila Stewart CRC 54.03; 7, Dijana Kojić BIH 55.06; 8, Olga Conte ARG 55.82

Heat 5: 1, Graham 51.45; 2, Freeman 51.53; 3, Malone 51.57; 4, Davis 51.61; 5, Rücker 51.84; 6, Marina Filipović YUG 53.16; 7, Svetlana Bodritskaya KAZ 53.28

Second round (First 4 & 4 fastest to semi-finals) (Aug 2)

Heat 1: 1, Richards 50.08; 2, Fuchsová 50.36; 3, Davis 50.53; 4, Kotlyarova 50.63; 5, Malone 50.77; 6, Curbishley 50.78; 7, Rücker 51.36; Adri de Jongh RSA DNF

Heat 2: 1, Ogunkoya 50.39; 2, Breuer 50.65; 3, Alekseyeva 50.90; 4, Graham 51.72; 5, Ladonna Antoine CAN 52.37; 6, Nadezda Kostovalová CZE 52.61; 7, Darsha Damayanthi SRI 53.49; 8, Tonique Williams BAH 54.23

Heat 3: 1, Miles-Clark 50.66; 2, Freeman 50.75; 3, Graham 51.03; 4, Afolabi 51.07; 5, Fraser 51.11; 6, Norfalia Carabali COL 51.42; 7, Tatyana Chebykina RUS 51.57; 8, Patricia Spuri ITA 52.15

Semi-finals (First 4 to final) (Aug 3)

Heat 1: 1, Miles-Clark 50.05; 2, Ogunkoya 50.06; 3, Freeman 50.11; 4, Davis 50.77; 5, Lorraine Graham JAM 50.90; 6, Olga Kotlyarova RUS 51.03; 7, Anja Rücker GER 51.94; Donna Fraser GBR DNS

Heat 2: 1, Richards 50.21; 2, Breuer 50.33; 3, Fuchsová 50.69; 4, Alekseyeva 50.96; 5, Maicel Malone USA 51.40; 6, Allison Curbishley GBR 51.42; 7, Olabisi Afolabi NGR 51.44; 8, Kim Graham USA 51.54

Seville 1999**Final (Aug 26)**

1, ¹⁵¹ Cathy Freeman	AUS	49.67	23.79/25.88
2, ¹⁸¹ Anja Rücker	GER	49.74	24.03/25.71
3, ¹³¹ Lorraine Graham	JAM	49.92	23.59/26.33
4, ¹⁴¹ Falilat Ogunkoya	NGR	50.03	23.66/26.37
5, ¹¹¹ Katharine Merry	GBR	50.52	23.91/26.61
6, ¹²¹ Natalya Nazarova	RUS	50.61	24.09/26.52
7, ¹⁶¹ Grit Breuer	GER	50.67	24.08/26.59
8, ¹⁷¹ Olga Kotlyarova	RUS	50.72	24.26/26.46

Following a difficult climb back to the top after injury, Freeman again demonstrated her formidable competitive streak by winning her 32nd 400m final out of 33 since her Olympic silver medal three years earlier. A 49.76 semi-final from the outside lane indicated she was ready for the defence of her title, and she was too strong for everyone in the final in 49.67, her fastest for two years.

Ogunkoya, winner of the other semi-final, was narrowly ahead of Freeman at 300m (35.95 to 35.97) but faded to fourth as Rücker in lane 8 provided the surprise of the race by finishing strongly for second in 49.74 (her pre-Seville best was 50.64). Graham was third also in a personal best time. Merry, who only ran her first serious 400m the year before and decided in July to switch from 200m to 400m in Seville, rose to the new challenge by setting a personal best of 50.21 in her semi and placing fifth in the final.

First round (First 4 & 4 fastest to second round) (Aug 22)

Heat 1: 1, Breuer 51.13; 2, Collins 51.14; 3, Guevara 51.23; 4, De Angeli 52.60; 5, Leanie van der Walt RSA 53.53; 6, Zoila Stewart CRC 54.55; 7, Yelena Piskunova UZB 55.44

Heat 2: 1, Malone-Wallace 51.13; 2, Graham 51.32; 3, Röhlander 51.87; 4, Landre 52.07; 5, Tonique Williams BAH 52.95; 6, Svetlana Bodritskaya KAZ 53.74; 7, Ann Mooney PNG 57.30

Heat 3: 1, Opara 51.42; 2, Nazarova 52.25; 3, Burianová 52.49; 4, Darsha 52.68; 5, Tracey Barnes JAM 53.41; 6, Kristina Perica CRO 53.52; 7, Diala Al-Chabi LIB 57.22; 8, Donata Mutegwamaso RWA 60.04

Heat 4: 1, Ogunkoya 51.43; 2, Thiam 51.59; 3, Komgang 51.68; 4, Shinkins 52.12; 5, Tavares 52.74; 6, Louise Ayetotche CIV 55.44; 7, Hazel-Ann Regis GRN 57.64

Heat 5: 1, Merry 51.48; 2, Fuchsová 51.71; 3, Nadjina 51.90; 4, Andrews 51.99; 5, Ruicu 52.04; 6, Chen 52.76; 7, Maritza Figueroa NCA 57.64; 8, Ony Paule Ratsimbazafy MAD DNS

Heat 6: 1, Freeman 51.49; 2, Afolabi 51.50; 3, Kotlyarova 51.70; 4, Nguimgo 51.89; 5, Fraser 52.38; 6, Lisette Ferri ESP 54.50; 7, Djiana Kolić BIH 56.08

Heat 7: 1, Rucker 51.09; 2, Reid 51.94; 3, C Williams 52.01; 4, F Williams 53.07; 5, Grace Dinkins LBR 53.25; 6, Melissa Straker BAR 53.97; Lee Naylor AUS DQ (r163.3); Haoulata Ahmed COM DQ (r162.7)

Second round (First 4 to semi-finals) (Aug 23)

Heat 1: 1, Opara 50.82; 2, Merry 50.86; 3, Fuchsová 51.18; 4, Reid 51.19; 5, Claudine Williams JAM 51.40; 6, Otilia Ruciu ROU 51.86; 7, Mireille Nguimgo CMR 51.98; 8, Foy Williams CAN 54.34

Heat 2: 1, Rucker 50.62; 2, Collins 50.75; 3, Graham 51.02; 4, Kotlyarova 51.21; 5, Claudine Komgang CMR 51.73; 6, Susan Andrews AUS 52.05; 7, Karen Shinkins IRL 52.08; 8, Chen Yuxiang CHN 52.93

Heat 3: 1, Breuer 50.41; 2, Afolabi 50.47; 3, Freeman 50.49; 4, Guevara 51.08; 5, Francine Landre FRA 52.07; 6, Kaltouma Nadjina CHA 52.47; 7, Virna De Angeli ITA 52.78; 8, Maria do Carmo Tavares POR 52.86

Heat 4: 1, Ogunkoya 50.59; 2, Nazarova 50.77; 3, Malone-Wallace 50.82; 4, Thiam 51.05; 5, Uta Rohländer GER 51.45; 6, Donna Fraser GBR 52.01; 7, Jitka Burianová CZE 52.52; 8, Damayanthi Darsha SRI 53.33

Semi-finals (First 4 to final) (Aug 25)

Heat 1: 1, Ogunkoya 49.96; 2, Graham 50.05; 3, Rucker 50.09; 4, Nazarova 50.48; 5, Michele Collins USA 50.67; 6, Ana Guevara MEX 50.70; 7, Helena Fuchsová CZE 50.84; 8, Suzian Reid USA 50.90

Heat 2: 1, Freeman 49.76; 2, Breuer 50.16; 3, Merry 50.21; 4, Kotlyarova 50.32; 5, Olabisi Afolabi NGR 50.40; 6, Charity Opara NGR 50.52; 7, Amy Mbacke Thiam SEN 50.77; 8, Maicol Malone-Wallace USA 50.93

Edmonton 2001

Final (Aug 7)

1, ¹⁴¹ Amy Mbacké Thiam	SEN	49.86
2, ¹⁷¹ Lorraine Fenton	JAM	49.88
3, ¹³¹ Ana Guevara	MEX	49.97
4, ¹⁵¹ Grit Breuer	GER	50.49
5, ¹⁶¹ Kaltouma Nadjina	CHA	50.80
6, ¹²¹ Olesya Zykina	RUS	50.93
7, ¹¹¹ Mireille Nguimgo	CMR	51.97
¹⁸¹ Falliat Ogunkoya	NGR	DNF

The winning time was the slowest yet, but the race was very exiting with three changes in the lead down the finishing straight. Breuer, contesting her fourth final, ran hard down the backstraight before Guevara entered the straight narrowly in front of the German and 1999 bronze medallist Fenton (née Graham). Breuer fell back and the Jamaican then edged ahead, by which time the lanky Senegalese Thiam had inched past Guevara. Fenton (lane 7) and Thiam (lane 4) appeared to be level, but on the line Thiam's dip was 0.02 ahead. The 1997 and 1999 winner Cathy Freeman took the year off from competition.

First round (First 3 & 6 fastest to semi-finals) (Aug 5)

Heat 1: 1, Nadjina 51.24; 2, Washington 51.50; 3, Richards 51.71; 4, Zana Minina LTU 52.98; 5, Greta Taslakian LIB 57.06; Alena Petrova TKM DQ (r163.3); Sologub DQ (r40.1) (51.78); Sandrine Kangni TOG DNS

Heat 2: 1, Collins 51.26; 2, Fenton 51.80; 3, Marx 52.03; 4, Otilia Ruciu ROU 52.33; 5, Foy Williams CAN 52.92; 6, Maria do Carmo Tavares POR 54.08; 7, Gladys Mateyo ZIM 59.30 Verica Dimitrovska MKD DQ (r163.3)

Heat 3: 1, Zykina 51.56; 2, Ogunkoya 51.79; 3, Kozak 52.35; 4, Catherine Murphy GBR 52.40; 5, Francine Landre FRA 52.57; 6, Christine Armetti BAH 53.77; 7, Julia Alba ESP 54.73; 8, Mereoni Raluve FIJ 58.03

Heat 4: 1, Guevara 50.99; 2, Kapachinskaya 51.12; 3, Ekpo-Umoh 51.77; 4, Prokopek 51.92; 5, Beenamol 52.17; 6, Nova Peris AUS 53.55; 7, Tsvetelina Kirilova BUL 54.82

Heat 5: 1, Breuer 50.71; 2, Hennagan 51.12; 3, Shinkins 51.37; 4, Fraser 52.02; 5, Pompey 52.20; 6, Jane Arnott NZL 52.57; 7, Natalya Antyukh RUS 52.71

Heat 6: 1, Thiam 50.99; 2, Nguimgo 51.09; 3, Seylerling 51.78; 4, Darsha 52.21; 5, LaDonna Antoine CAN 52.38; 6, Allison Beckford JAM 53.08; 7, Jitka Burianová CZE 53.29; Koldiana Shala ALB DQ (r163.3)

Semi-finals (First 2 & 2 fastest to final) (Aug 6)

Heat 1: 1, Breuer 50.32; 2, Zykina 50.59; 3, Nguimgo 50.71; 4, Demetria Washington USA 51.26; 5, Karen Shinkins IRL 51.66; 6, Damayanthi Darsha SRI 51.83; 7, Grazyna Prokopek POL 52.28; Natalya Sologub BLR DQ (r40.1) (51.43)

Heat 2: 1, Thiam 50.21; 2, Nadjina 50.38; 3, Ogunkoya 50.50; 4, Heide Seylerling RSA 50.87; 5, Monique Hennagan USA 50.98; 6, Sandie Richards JAM 51.40; 7, Claudia Marx GER 51.75; 8, Kalayathumkuzhilly Mathew Beenamol IND 52.68

Heat 3: 1, Guevara 50.58; 2, Fenton 50.61; 3, Michele Collins USA 51.22; 4, Florence Ekpo-Umoh GER 51.47; 5, Anastasiya Kapachinskaya RUS 51.68; 6, Donna Fraser GBR 51.77; 7, Aliann Pompey GUY 51.96; 8, Anna Kozak BLR 52.13

Paris 2003

Final (Aug 27)

1, ¹³¹ Ana Guevara	MEX	48.89	23.2/25.7
2, ¹⁵¹ Lorraine Fenton	JAM	49.43	23.7/25.7
3, ¹⁶¹ Amy Mbacké Thiam	SEN	49.95	23.3/26.7
4, ¹⁷¹ Natalya Nazarova	RUS	49.98	
5, ¹⁴¹ Tonique Williams	BAH	50.38	23.6/26.8
6, ¹⁸¹ Olesya Zykina	RUS	50.59	
7, ¹¹¹ Lee McConnell	GBR	51.07	
8, ¹²¹ Svetlana Pospelova	RUS	51.30	

Guevara had been unbeaten in 21 finals since her Edmonton bronze. In Paris, she not only won again but moved into the world all-time top 10 at 48.89, the world's quickest since 1996. It was defending champion Thiam (lane 6) who started fastest in the final before Guevara (lane 3) went ahead to reach 200m in 23.2. Edmonton runner-up Fenton closed on the second bend before the Mexican pulled clear in the straight. Thiam barely held off Nazarova for the bronze. This was Mexico's first woman's gold and their first ever in these championships outside of the men's walks.

First round (First 3 & 9 fastest to semi-finals) (Aug 24)

Heat 1: 1, Guevara 51.14; 2, Usovich 51.39; 3, Afolabi 51.47; 4, Nguimgo 51.65; 5, Shinkins 52.06; 6, Sandrine Thiébaud-Kangni TOG 52.50; 7, Gelsa Coutinho BRA 53.31

Heat 2: 1, Nazarova 51.09; 2, Ameritl 51.72; 3, Richards 51.86; 4, Yefremova 51.91; 5, Tkach 52.06; 6, Trotter 52.17; 7, Irisca Kithoua CGO 60.04

Heat 3: 1, Williams 51.24; 2, Zykina 51.32; 3, Washington 51.53; 4, Regis 51.97; 5, Chrisoula Goudenoudhi GRE 52.33; 6, Solén Désert FRA 52.41; 7, Aida Torosyan ARM 58.02; 8, Wai Kuan Hoi MAC 60.75

Heat 4: 1, Fenton 50.90; 2, Pospelova 51.00; 3, McConnell 51.67; 4, Bulkiobio 52.01; 5, Aliann Pompey GUY 52.21; 6, Fatou Binetou Fall SEN 52.35; 7, Eliana Pacheco VEN 54.32

Heat 5: 1, Thiam 50.86; 2, Richards 51.00; 3, Prokopek 51.36; 4, Smith 51.62; 5, Seylerling 52.18; 6, Claudia Marx GER 52.30; 7, Lilian Bwalya ZAM 56.84; 8, Shifana Ali MDV 61.74

Semi-finals (First 2 & 2 fastest to final) (Aug 25)

Heat 1: 1, Thiam 50.78; 2, Pospelova 50.84; 3, McConnell 51.06; 4, Sanya Richards USA 51.32; 5, Olabisi Afolabi NGR 51.38; 6, Ronetta Smith JAM 51.39; 7, Heide Seylerling RSA 51.89; 8, Hazel-Ann Regis GRN 51.95

Heat 2: 1, Williams 50.43; 2, Fenton 50.45; 3, Zykina 50.96; 4, Demetria Washington USA 51.31; 5, Deedee Trotter USA 51.68; 6, Grazyna Prokopek POL 51.89; 7, Makelesi Bulkiobio FIJ 52.27; 8, Antonia Yefremova UKR 53.19

Heat 3: 1, Guevara 50.68; 2, Nazarova 50.92; 3, Mireille Nguimgo CMR 51.19; 4, Svetlana Usovich BLR 51.46; 5, Sandie Richards JAM 51.80; 6, Christine Ameritl BAH 51.85; 7, Anna Tkach ISR 52.25; 8, Karen Shinkins IRL 52.74

Helsinki 2005

Final (Aug 10)

		300m/Last 100m
1, ¹⁶¹ Tonique Williams-Darling	BAH	49.55 35.7/13.9
2, ¹³¹ Sanya Richards	USA	49.74 35.6/14.2
3, ¹⁴¹ Ana Guevara	MEX	49.81 36.1/13.8
4, ¹⁵¹ Svetlana Pospelova	RUS	50.11 35.8/14.4
5, ¹⁷¹ Deedee Trotter	USA	51.14 36.5/14.7
6, ¹²¹ Olesya Zykina	RUS	51.24 36.7/14.6
7, ¹¹¹ Monique Henderson	USA	51.77 36.3/15.5
8, ¹⁸¹ Amy Mbacké Thiam	SEN	52.22 36.5/15.8

Although Williams-Darling and Richards had traded wins during the season, Richards was probably a slight favourite by dint of her faster seasonal best (49.28 versus 49.69). Pospelova was the only athlete under 51 seconds in the heats, with 50.80. The serious running began the next day. Richards and Williams-Darling pleased their supporters with Richards winning the first race in 50.05 after easing down, while the Olympic Champion swept away the opposition in the last heat, passing 300m in 35.5 before finishing in 49.69. Pospelova won the other semi in 50.34.

For Thiam, Guevara and Zykina this was their third final. Richards

was out fastest, and led at 200m 23.5, with Pospelova and Williams-Darling her closest pursuers. At 300m Richards still led, but the margin was now only one metre as Williams-Darling began to edge closer to the lead. She caught Richards with 30m to go and won by 1/2m from the American, with Guevara, the fastest over the last 100m, third just behind Richards. Pospelova placed fourth, nearly 10m ahead of Trotter, while Zykina was sixth – for the third championship in a row!

An emotional Williams-Darling first shouted “what!” repeatedly after winning, before mouthing the words “thank you.”

First round (First 3 & 6 fastest to semi-finals) (Aug 7)

Heat 1: 1, Guevara 51.14; 2, Ameriti 51.35; 3, Fall 51.45; 4, Fraser 51.68; 5, Guzowska 52.20; 6, Dimitra Dova GRE 52.29; 7, Egle Uijas EST 52.94; 8, Kou Luzong LBR 54.85

Heat 2: 1, Trotter 51.44; 2, Ohuruogu 51.76; 3, Shinkins 51.82; 4, Nadjina 51.88; 5, Teodoro 52.19; 6, Asami Tanno JPN 52.80; 7, Sandrine Thiébaud-Kangni TOG 53.39; 8, Gayane Bulghardatan ARM 59.46

Heat 3: 1, Pospelova 50.80; 2, Panteon 51.37; 3, El Jack 51.61; 4, Maria Laura Almirão BRA 52.69; 5, Lisvania Grenot CUB 53.05; 6, Barbara Peträhn HUN 53.09; 7, Kirsi Mykkänen FIN 53.10; 8, Shifana Ali MDV 61.55

Heat 4: 1, Williams-Darling 51.04; 2, Zykina 51.59; 3, Williams 52.07; 4, Kozak 52.19; 5, Grażyna Prokepek POL 52.39; 6, Solén Desert FRA 52.94; 7, Amantle Montsho BOT 53.97

Heat 5: 1, Richards 51.00; 2, Thiam 51.66; 3, Fenton 52.07; 4, Hazel-Ann Regis GRN 52.51; 5, Antonina Yefremova UKR 52.89; 6, Aliann Pompey GUY 53.12; 7, Estie Wittstock RSA 53.28

Heat 6: 1, Antyukh 51.38; 2, Henderson 51.65; 3, Usovich 51.66; 4, McConnell 52.00; 5, Ronetta Smith JAM 52.26; 6, Kineke Alexander VIN 54.45; 7, Mounira Al-Saleh SYR 55.83; Hortense Bèwouda CMR DNF

Semi-finals (First 2 & 2 fastest to final) (Aug 8)

Heat 1: 1, Richards 50.05; 2, Thiam 50.83; 3, Natalya Antyukh RUS 50.99; 4, Nawal El Jack SUD 51.85; 5, Tiandra Panteon SKN 51.88; 6, Shericka Williams JAM 52.44; 7, Donna Fraser GBR 52.48; 8, Anna Kozak BLR 52.73

Heat 2: 1, Pospelova 50.34; 2, Trotter 50.73; 3, Christine Ameriti BAH 51.03; 4, Christine Ohuruogu GBR 51.43; 5, Lorraine Fenton JAM 51.48; 6, Kaltouma Nadjina CHA 52.07; 7, Fatou Binetou Fall SEN 52.35; 8, Anna Guzowska POL 52.45

Heat 3: 1, Williams-Darling 49.69; 2, Guevara 50.33; 3, Zykina 50.73; 4, Henderson 50.73; 5, Ilona Usovich BLR 50.96; 6, Lee McConnell GBR 51.15; 7, Lucimar Teodoro BRA 51.98; 8, Karen Shinkins IRL 52.17

Osaka 2007

Final (Aug 29)

1, 161	Christine Ohuruogu	GBR	49.61	23.78/25.83
2, 141	Nicola Sanders	GBR	49.65	24.08/25.57
3, 171	Novlene Williams	JAM	49.66	23.37/26.29
4, 191	Ana Guevara	MEX	50.16	
5, 181	Deedee Trotter	USA	50.17	/26.1
6, 151	Natalya Antyukh	RUS	50.33	
7, 131	Ilona Usovich	BLR	50.54	
8, 121	Mary Wineberg	USA	50.96	

With Sanya Richards and Allyson Felix running the 200m, Novlene Williams became the pre-race favourite. The Jamaican was the fastest in both preliminary rounds, with 50.21 and 49.66. The other semi-final winners were the British pair of Sanders and Ohuruogu. The latter had just returned from a year's suspension after having missed three doping control tests and clocked a surprising 50.56 in the Osaka warm-up meeting two days before the championships opened.

Williams and former champion Guevara were off fastest in the final, passing 100m in 12.0, then Williams surged and led at halfway in 23.37, with Ohuruogu and Guevara four metres behind. At 300m Williams led by two metres in 35.73, with Antyukh (35.9), Ohuruogu (36.13) and Sanders (36.17) well placed to attack. First Sanders and then Ohuruogu passed Antyukh. The two Britons closed on Williams, finally catching her with five metres to go, and Ohuruogu finally dipped 30cm ahead of Sanders and Williams, who appeared to ease off just before the line. In fourth place Guevara completed what was to be her final individual race. The 2005 champion Tonicque Darling had also effectively retired at this point in time.

First round (First 4 & 4 fastest to semi-finals) (Aug 26)

Heat 1: 1, Antyukh 50.88; 2, Wineberg 51.25; 3, Lloyd 51.42; 4, McConnell 51.44; 5, Oksana Shcherbak UKR 52.39; 6, Justine Bayigga UGA 53.25; 7, Joy Eze NGR 53.83; 8, Olga Tereshkova KAZ 54.09

Heat 2: 1, Trotter 51.27; 2, Sanders 51.45; 3, Cuddihy 51.55; 4, Ameriti 51.55; 5, Zuzanna Radecka POL 52.19; 6, Folasshade Abugan NGR 52.58; 7, Maria Laura Almirão BRA 53.68; 8, HazelAnn Regis GRN 54.78; 9, Vera Barbosa CPV 58.56

Heat 3: 1, Veshkurova 51.67; 2, S Williams 51.72; 3, Peträhn 51.86; 4, Montsho 51.87; 5, Kineke Alexander VIN 52.51; 6, Ginou Etienne HAI 53.89; 7, Amy Mbacke Thiam SEN 54.31; 8, Nawal Al-Jak SUD 55.29

Heat 4: 1, N Williams 50.21; 2, Guevara 50.85; 3, Tirlea 51.59; 4, Martinez 51.74; 5, Pompey 51.95; 6, Ekupkhon 52.05; 7, Makedesi Bulikiubo FIJ 52.23; 8, Solen Desert FRA 54.03

Heat 5: 1, Ohuruogu 50.46; 2, Usovich 50.53; 3, Hastings 51.07; 4, Terrero 51.76; 5, Reina 52.02; 6, Tanno 52.13; 7, Gabriela Medina MEX 53.16; 8, Sandrine Thiébaud-Kangni TOG 54.11; 9, Temalangen Pompey GUY 58.27

Semi-finals (First 2 & 2 fastest to final) (Aug 27)

Heat 1: 1, N Williams 49.66; 2, Guevara 50.19; 3, Usovich 50.31; 4, Joanne Cuddihy IRL 50.73; 5, Lee McConnell GBR 51.07; 6, Indira Terrero CUB 51.08; 7, Natasha Hastings USA 51.45; 8, Asami Tanno JPN 51.81

Heat 2: 1, Sanders 49.77; 2, Antyukh 49.93; 3, Trotter 50.31; 4, Shericka Williams JAM 50.37; 5, Christine Ameriti BAH 51.18; 6, Daniela Reina ITA 51.99; 7, Barbara Peträhn HUN 52.12; 8, Aliann Pompey GUY 53.58

Heat 3: 1, Ohuruogu 50.16; 2, Wineberg 50.27; 3, Tatjana Veshkurova RUS 50.71; 4, Amantle Montsho BOT 50.90; 5, Shereefa Loyd JAM 51.00; 6, Christy Ekupkhon NGR 51.60; 7, Ionela Tirlea ROU 51.62; 8, Aymée Martinez CUB 57.77

Berlin 2009

Final (Aug 18)

1, 131	Sanya Richards	USA	49.00	23.50/25.50
2, 141	Shericka Williams	JAM	49.32	23.76/25.56
3, 151	Antonina Krivoshapka	RUS	49.71	23.59/26.12
4, 161	Novlene Williams-Mills	JAM	49.77	24.00/25.77
5, 171	Christine Ohuruogu	GBR	50.21	24.32/25.89
6, 111	Debbie Dunn	USA	50.35	23.94/26.41
7, 121	Anastasiya Kapachinskaya	RUS	50.53	24.39/26.14
8, 181	Amantle Montsho	BOT	50.65	24.47/26.18

At the age of 24, Richards was appearing in her fourth World Championship, but she had never won an individual title. Starting quickly, the American led by a metre at 100m, but then appeared to hold back from pushing too much in the second 100. Working hard in the third quarter of the race, Richards held a lead of over 2m from Krivoshapka coming into the straight. The Russian faded as Shericka Williams, who had won silver in Beijing ahead of Richards, gained 4m on Krivoshapka. She could gain only a half metre on Richards, who lifted her arms in triumph while crossing the line. For the first time, a woman had run 400m in exactly 49 seconds. Williams-Mills just failed to catch Krivoshapka for the bronze.

Defending champion Ohuruogu covered the last 100m quicker than all but the first two, but gained only one place in the process.

First round (First 3 & 6 fastest to semi-finals) (Aug 15)

Heat 1: 1, Litvinova 51.31; 2, Grenot 51.45; 3, Terrero 51.98; 4, Panteon 52.54; 5, Day 53.13; 6, Marina Maslenko KAZ 54.38; 7, Phyo The Khin MYA 60.35

Heat 2: 1, N Williams-Mills 51.55; 2, Beard 51.72; 3, Nwachukwu 51.74; 4, Alexander 52.44; 5, Sakari 52.88; 6, Kia Davis LBR 56.85; Kwachy Keita MTN DQ (r163.3)

Heat 3: 1, Montsho 50.65; 2, S Williams 51.23; 3, Désert-Marilier 51.63; 4, Abugan 51.70; 5, Racheal Nachula ZAM 53.21; Nawal El Jack SUD DNF

Heat 4: 1, Dunn 51.13; 2, Kapachinskaya 51.17; 3, Chandrika Rasnayake SRI 53.68; 4, Fatou Bintou Fall SEN 54.46; 5, Rozina Shafiq PAK 60.72; Christine Ameriti BAH DQ (r163.3); Ogoebue DQ (r40.8) (52.85)

Heat 5: 1, Richards 51.06; 2, Ohuruogu 51.30; 3, Pompey 51.38; 4, González 51.86; 5, Makedesi Batimala FIJ 54.65; 6, Trish Bartholomew GRN 54.89; 7, Claudine Yemalin BEN 58.82

Heat 6: 1, Krivoshapka 51.03; 2, Sanders 51.64; 3, Thiam 52.79; 4, Esther Akinsule CAN 53.21; 5, Asami Tanno JPN 53.30; 6, Sharolyne Scott CRC 55.63; 7, Rania Al-Qabali JOR 60.90

Semi-finals (First 2 & 2 fastest to final) (Aug 16)

Heat 1: 1, N Williams-Mills 49.88; 2, Montsho 49.83; 3, Kapachinskaya 50.30; 4, Aliann Pompey GUY 50.71; 5, Jessica Beard USA 51.20; 6, Norma González COL 51.91; 7, Kineke Alexander VIN 53.43; Amaka Ogoebue NGR DQ (r40.8) (DNF)

Heat 2: 1, S Williams 49.51; 2, Krivoshapka 49.67; 3, Dunn 49.95; 4, Nicola Sanders GBR 50.45; 5, Amy Mbacke Thiam SEN 51.70; 6, Sade Abugan NGR 51.75; 7, Joy Sakari KEN 52.69; 8, Solen Desert-Marilier FRA 53.26

Heat 3: 1, Richards 50.21; 2, Ohuruogu 50.35; 3, Lyudmila Litvinova RUS 50.52; 4, Libania Grenot ITA 50.85; 5, Indira Terrero CUB 51.87; 6, Sorina Nwachukwu GER 51.98; 7, Tiandra Panteon SKN 53.22; 8, Christine Day JAM 53.46

Daegu 2011

Final (Aug 29)

1, 141	Amantle Montsho	BOT	49.56	23.3/26.3
2, 131	Allyson Felix	USA	49.59	23.4/26.2
3, 161	Anastasiya Kapachinskaya	RUS	50.24	23.8/26.5

4, 151	Francena McCorory	USA	50.45	23.7/26.8
5, 121	Antonina Krivoschapka	RUS	50.66	23.7/27.0
6, 171	Shericka Williams	JAM	50.79	24.3/26.5
7, 111	Sanya Richards-Ross	USA	51.32	24.1/27.3
8, 141	Novlene Williams-Mills	JAM	52.89	23.5/29.4

While Kapachinskaya topped the world lists before Daegu with her 49.35 in Russia, it was Montsho and Felix who had dominated the world scene with seven IAAF Diamond League wins between them. Felix, drawn inside Montsho, led at 100m, but Montsho drove hard down the back straight and led by a metre at 200m. The Commonwealth Champion then increased her lead slightly on the second curve, passing 300m in 35.7, 0.2 ahead of Felix, with McCorory third in 36.1.

The two leaders drew away from the rest down the final straight, with Felix edging ever closer to Montsho. After a terrific battle, the Botswanan reached the haven of the tape some 30cm ahead. Almost unnoticed, Kapachinskaya passed McCorory with 50m to go to take the bronze. Montsho's was the first-ever World title for an athlete from Botswana. Former champion Ohuruogu was disqualified for false starting in round one.

First round (First 4 & 4 fastest 9 to semi-finals) (Aug 27)

Heat 1: 1, Williams-Mills 51.30; 2, Felix 51.45; 3, Cuddihy 51.82; 4, Milani 51.94; 5, Coutinho 52.15; 6, Graciela Martins GBS 58.22; 7, Sandrine Thiébaud-Kangni TOG 59.68; Pinar Saka TUR DQ (r40.8) (53.59)

Heat 2: 1, Kapachinskaya 51.43; 2, Soumah 52.23; 3, Beard 52.40; 4, Aliann Pompey GUY 53.59; 5, Tjipekapora Herungu NAM 54.08; 6, Alaa Hikmat Al-Qaysi IRQ 55.62; Yefremova DO (r40.8) (51.35)

Heat 3: 1, Whyte 51.38; 2, Krivoschapka 51.52; 3, Pygda 51.67; 4, Magiso 52.23; 5, Nachula 53.49; 6, Daisurami Bonne CUB 53.69; 7, Evodie-Lydie Saramandji CAF 65.10; Christine Ohuruogu GBR DQ (r162.7)

Heat 4: 1, Montsho 50.95; 2, McCorory 52.18; 3, McConnell 52.75; 4, Mägi 52.93; 5, González 53.35; 6, Aymée Martínez CUB 53.67; 7, Amber Simukonda MAW 54.81

Heat 5: 1, Richards-Ross 51.37; 2, Williams 51.66; 3, Hjelmer 52.26; 4, Rosolová 52.51; 5, Sanders 52.65; 6, Kseniya Karanduyk UKR 54.10; 7, Betty Burua PNG 56.98

Semi-finals (First 2 & 2 fastest to final) (Aug 28)

Heat 1: 1, Felix 50.36; 2, Williams-Mills 50.48; 3, Krivoschapka 50.55; 4, Nataliya Pygda UKR 51.61; 5, Moa Hjelmer SWE 52.35; 6, Nicola Sanders GBR 52.47; 7, Maris Mägi EST 53.27; 8, Fantu Magiso ETH 53.41

Heat 2: 1, McCorory 50.24; 2, Williams 50.46; 3, Richards-Ross 50.66; 4, Marta Milani ITA 51.86; 5, Geisa Aparecida Coutinho BRA 51.87; 6, Lee McConnell GBR 51.97; 7, Norma González COL 52.29; Antonina Yefremova UKR DQ (r40.8) (50.88)

Heat 3: 1, Montsho 50.13; 2, Kapachinskaya 50.41; 3, Rosemarie Whyte JAM 50.90; 4, Jessica Beard USA 51.27; 5, Ndeye Fatou Soumah SEN 52.10; 6, Denisa Rosolová CZE 52.53; 7, Racheal Nachula ZAM 53.30; Joanne Cuddihy IRL DQ (r162.7)

Moscow 2013

Final (Aug 12)

1, 141	Christine Ohuruogu	GBR	49.41 (49.404)	23.8/25.6
2, 151	Amantle Montsho	BOT	49.41 (49.408)	23.4/26.0
3, 181	Antonina Krivoschapka	RUS	49.78	23.5/26.3
4, 121	Stephenie-Ann McPherson	JAM	49.99	23.7/26.3
5, 131	Natasha Hastings	USA	50.30	23.5/26.8
6, 161	Francena McCorory	USA	50.68	23.3/27.4
7, 171	Kseniya Ryzhova	RUS	50.98	23.6/27.4
8, 111	Novlene Williams-Mills	JAM	51.49	24.3/27.2

Hastings and McCorory started the fastest, with the former quickly closing the stagger on 2007 champion Ohuruogu. Daegu winner Montsho was in third place at the 100m mark. At halfway, McCorory led by a metre from the Botswanan who had the American in her sights. Montsho (35.7) took the lead at 300m, as McCorory began to waver, with Hastings (36.1) marginally ahead of Krivoschapka and Ohuruogu. By 350m, the Briton had moved up to second, and with every stride was gaining on Montsho. At the line, fatigue seemed to be making Montsho lean back slightly while Ohuruogu dipped sharply for the line. The Briton's winning margin was 4/1000ths of a second – approximately 3cm. "I knew I'd cut it close," she reflected. "I was running and thinking 'I've made a mess of this, haven't I.'"

First round (First 4 & 4 fastest to semi-finals) (Aug 10)

Heat 1: 1, Krivoschapka 51.27; 2, Spencer 51.48; 3, Alexander 51.62; 4, Omotoso 51.98; 5, Šerkšniienė 52.28; 6, Olesea Cojohari MDA 52.45; 7, Kadecia Baird GUY 53.73

Heat 2: 1, Ohuruogu 50.20; 2, Hastings 50.64; 3, Gayot 51.83; 4, Thiam 52.24; 5, Moa Hjelmer SWE 52.52; 6, Joelma Souza BRA 53.01; 7, Greta Taslakian LIB 54.56; 8, Phumille Ndzinisa SWZ 56.36

Heat 3: 1, McCorory 50.56; 2, McPherson 50.98; 3, Grenot 51.43; 4, Gueï 51.75; 5, Alicia Brown CAN 53.26; 6, Zhao Yanmin CHN 54.03; 7, Sadé Sealy BAR 55.45

Heat 4: 1, Ryzhova 50.69; 2, Williams-Mills 50.83; 3, Pygda 51.17; 4, Rázor 51.51; 5, Herunga 52.01; 6, Bazzoni 52.14; 7, Cremer 52.17

Heat 5: 1, Montsho 50.75; 2, George 51.01; 3, Hall 52.20; 4, Bokesa 52.44; 5, Jennifer Carey IRL 52.62; 6, Catlin Sargent AUS 52.63; Maureen Maiyo KEN DQ (r163.3a)

Semi-finals (First 2 & 2 fastest to final) (Aug 11)

Heat 1: 1, Montsho 49.56; 2, Ryzhova 50.48; 3, Regina George NGR 50.84; 4, Bianca Rázor ROU 51.49; 5, Ashley Spencer USA 51.80; 6, Chiara Bazzoni ITA 52.11; 7, Tjipekapora Herungu NAM 52.28; 8, Patricia Hall JAM 52.62

Heat 2: 1, Ohuruogu 49.75; 2, Hastings 49.94; 3, Williams-Mills 50.34; 4, Libania Grenot ITA 50.47; 5, Floria Gueï FRA 51.42; 6, Kineke Alexander VIN 51.64; 7, Amy Mbacké Thiam SEN 52.37; 8, Agnė Šerkšniienė LTU 52.48

Heat 3: 1, McCorory 49.86; 2, Krivoschapka 49.93; 3, McPherson 49.99; 4, Nataliya Pygda UKR 51.02; 5, Marie Gayot FRA 51.54; 6, Auri Lorena Bokesa ESP 51.94; 7, Omolara Omotoso NGR 52.38; 8, Esther Cremer GER 52.42

400 METRES

Multiple Medalists:

3	Jeari Miles/Clark	USA	93-1, 95-3, 97-3
	Lorraine Graham/Fenton	JAM	99-3, 01-2, 03-2
	Ana Guevara	MEX	01-3, 03-1, 05-3
2	Marie-José Pérec	FRA	91-1, 95-1
	Sandie Richards	JAM	93-3, 97-2
	Cathy Freeman	AUS	97-1, 99-1
	Amy Mbacké Thiam	SEN	01-1, 03-3
	Sanya Richards	USA	05-2, 09-1
	Christine Ohuruogu	GBR	07-1, 13-1
	Antonina Krivoschapka	RUS	09-3, 13-3
	Amantle Montsho	BOT	11-1, 13-2

Most Finals:

4	Grit Breuer	GER	91-2, 97-4, 99-7, 01-4
	Miles/Clark		
	Faillat Ogunkoya	NGR	95-6, 97-5, 99-4, 01-dnf
	Guevara		01-3, 03-1, 05-3, 07-4
	Novlene Williams/Mills	JAM	07-3, 09-4, 11-8, 13-8

Most Appearances:

7	Thiam		99-7s2, 01-1, 03-3, 05-8, 07-7h3, 09-5s2, 13-7s2
---	-------	--	--

National Placings:

	1	2	3	4	5	6	7	8	Points
USA	2	3	2	1	5	2	5	3	93
JAM	-	4	3	2	-	1	1	3	64
RUS	-	-	3	3	1	5	2	3	59
GER	-	3	1	3	-	-	2	-	46
GBR	2	1	-	-	2	-	-	-	33
URS	1	-	1	2	-	1	-	1	28
MEX	1	-	2	1	-	-	-	-	25
AUS	2	-	-	1	-	-	-	-	21
BAH	1	1	-	-	1	-	1	-	21
FRA	2	-	-	-	-	-	-	-	16
BOT	1	1	-	-	-	-	-	-	16
NGR	-	-	-	1	2	1	-	-	16
TCH	1	1	-	-	-	-	-	-	15
SEN	1	-	1	-	-	-	-	1	15
ESP	-	-	1	-	-	1	-	-	9
CAN	-	-	-	-	1	1	-	-	7
COL	-	-	-	-	1	1	-	-	7
CHA	-	-	-	-	1	-	-	-	4
CZE	-	-	-	-	-	1	-	-	3
BLR	-	-	-	-	-	-	1	-	2
CMR	-	-	-	-	-	-	1	-	2
Totals	14	14	14	14	14	14	14	12	502

800 Metres

Helsinki 1983

Final (Aug 9)

1,	Jarmila Kratochvílová	TCH	1:54.68
2,	Lyubov Gurina	URS	1:56.11
3,	Yekaterina Podkopayeva	URS	1:57.58
4,	Margrit Klinger	FRG	1:58.11

5,	Robin Campbell	USA	2:00.03
6,	Doina Melinte	ROU	2:00.13
7,	Milena Matejkovičová	TCH	2:01.72
8,	Antje Schröder	GDR	2:02.13

For some observers, Jarmila Kratochvílová's greatest moment in Helsinki came the day before her 400m world record. The Czech runner was faced with a 400m semi-final and an 800m final within 35 minutes. She comfortably won the first of the 400m semi-finals in 51.08 before receiving a massage in preparation for the two-lap final.

Precisely 33:27.5 after the finish of that first 400m semi, the gun fired for the 800m final. The leader at the break from lanes in the final was Gurina. She was overtaken by Podkopayeva, who went through the bell in 57.59. After the race, the Soviet duo said they felt they should have set a faster pace. As it was, Kratochvílová stayed comfortably in third place until Gurina went to the front again on the final backstraight. Kratochvílová quickly covered this move, but held back for a further 100m before taking the lead herself.

The Czech runner opened up a gap of 10m on the final bend and raced further away in the straight. She crossed the line in 1:54.68, a time which only one other woman had ever bettered. Her final 200m had taken just 27.3 – quicker than three of the runners in the men's 800m final.

First round (First 3 & 4 fastest to semi-finals) (Aug 7)

Heat 1: 1, Klinger 2:02.08; 2, Januchta 2:02.58; 3, Matejkovičová 2:02.60; 4, Lina 2:04.50; 5, Atina Sawtell COK 2:18.25; 6, Kungu Bankombo COD 2:19.68
Heat 2: 1, Podkopayeva 2:06.42; 2, Petrova 2:06.60; 3, Moravicková 2:06.76; 4, McCabe 2:07.23; 5, Maria Lomba STP 2:21.90; Fatalmoudo Touré MLI DQ
Heat 3: 1, Schröder 2:10.61; 2, Kratochvílová 2:12.35; 3, N'Drin 2:12.52; 4, Halah Mughrabi SVR 2:15.37; 5, Eucaris Caicedo COL 2:17.06; 6, Soifiya Mohamed COM 2:55.64; Irina Podyalovskaya URS DNS
Heat 4: 1, Gurina 2:04.17; 2, Melinte 2:04.30; 3, Campbell 2:04.83; 4, Krebs 2:05.49; 5, Bean 2:13.80; 6, Tranh Thi Be VIE 2:17.54; 7, Khadija Al Matari JOR 2:28.72

Semi-finals (First 4 to final) (Aug 8)

Heat 1: 1, Podkopayeva 1:59.55; 2, Kratochvílová 1:59.58; 3, Matejkovičová 2:00.02; 4, Campbell 2:00.22; 5, Jolanta Januchta POL 2:01.23; 6, Jill McCabe SWE 2:01.91; 7, Elena Lina ROU 2:03.59; 8, Celestine N'Drin CIV 2:08.14
Heat 2: 1, Gurina 1:59.33; 2, Schröder 1:59.46; 3, Klinger 1:59.49; 4, Melinte 1:59.60; 5, Zuzana Moravicková TCH 1:59.96; 6, Tolka Petrova BUL 2:01.32; 7, Tina Krebs DEN 2:02.19; 8, Jennifer Bean BER 2:12.93

Rome 1987

Final (Aug 31)

1,	Sigrun Wodars	GDR	1:55.26
2,	Christine Wachtel	GDR	1:55.32
3,	Lyubov Gurina	URS	1:55.56
4,	Ana Quirot	CUB	1:55.84
5,	Jarmila Kratochvílová	TCH	1:57.81
6,	Mitica Junghiatu	ROU	1:59.66
7,	Nadezhda Olizarenko	URS	2:00.28
8,	Slobodanka Colović	YUG	2:02.09

The two closely-matched GDR runners, Wachtel and Wodars, took control of the final from the start. Wachtel raced through 200m in 26.89 before Wodars went to the front to pass the bell in 56.30.

Quirot, Gurina and Kratochvílová were in touch, but the defending champion fell back on the second lap. Wachtel moved to the front again at 600m (1:25.08). Into the finishing straight, Quirot made her bid round the outside of Wachtel, who herself had drifted away from the kerb. This allowed Wodars to take the shortest route through on the inside. The three ran in a line for an instant. Wodars then moved ahead to win. Quirot never got on terms with the GDR pair and was then deprived of the bronze by Gurina.

First round (First 3 & 4 fastest to semi-finals) (Aug 29)

Heat 1: 1, Colović 2:02.54; 2, Walton Floyd 2:02.76; 3, Kratochvílová 2:03.06; 4, Rosa Colorado ESP 2:03.40; 5, Soraya Telles BRA 2:03.55; 6, AUSA Mwendachabe ZAM 2:07.06; 7, Jacqueline Rasoazanamanalina MAD 2:11.27; Maria Lomba STP DNS
Heat 2: 1, Quirot 2:01.99; 2, Junghiatu 2:02.23; 3, Thomas 2:02.54; 4, Washington 2:02.61; 5, Selina Chirchir KEN 2:02.90; 6, Jennifer Fisher BER 2:09.04; 7, Mireille Sankatsing SUR 2:12.02; Sarmila Ray BAN DNS
Heat 3: 1, Wachtel 2:01.50; 2, Gurina 2:01.74; 3, Edwards 2:02.57; 4, Catalina

Gheorghiu ROU 2:03.04; 5, Angelita Lind PUR 2:04.59; 6, Puseletso Monkoe LES 2:22.29; 7, Letticia Thomas DMA 2:26.02; Andri Avraam CYP DNS

Heat 4: 1, Wodars 1:59.97; 2, Sedlaková 2:00.23; 3, Olizarenko 2:00.28; 4, Burzminski 2:01.62; 5, Clark 2:01.81; 6, Akakra 2:02.24; 7, Zeina Boulos Neaime LIB 2:15.75; Kungu Bankombo COD DNS

Semi-finals (First 3 & 2 fastest to final) (Aug 30)

Heat 1: 1, Quirot 1:57.96; 2, Wodars 1:58.06; 3, Gurina 1:58.16; 4, Kratochvílová 1:58.65; 5, Colović 1:58.85; 6, Diane Edwards GBR 1:59.34; 7, Essie Washington USA 2:02.65; 8, Mary Burzminski CAN 2:03.72

Heat 2: 1, Wachtel 2:01.47; 2, Olizarenko 2:01.63; 3, Junghiatu 2:01.65; 4, Gabriela Sedlaková TCH 2:02.27; 5, Delisa Walton-Floyd USA 2:02.45; 6, Nathalie Thomas FRA 2:03.90; 7, Maria Akakra SWE 2:05.20; 8, Joetta Clark USA 2:06.10

Tokyo 1991

Final (Aug 26)

1,	Liliya Nurutdinova	URS	1:57.50
2,	Ana Quirot	CUB	1:57.55
3,	Ella Kovacs	ROU	1:57.58
4,	Maria Mutola	MOZ	1:57.63 ^{WJRWJ}
5,	Letitia Vriesde	SUR	1:58.25
6,	Christine Wachtel	GER	1:58.90
7,	Ann Williams	GBR	2:01.01
8,	Svetlana Masterkova	URS	2:02.92

Liliya Nurutdinova – whose previous major honour was the 1990 European bronze medal – was a surprise winner after a dramatic finish.

The Soviet runner led through the first lap of the final (56.44), closely followed by the favourite, Quirot. Six women were still in contention after the last bend, and Quirot nosed in front on the inside to lead with 100m remaining. Nurutdinova reacted to regain a narrow advantage. Kovacs was close behind as was the teenage sensation from Mozambique, Mutola.

Nurutdinova succeeded in holding off Quirot, while Mutola found that her fast finish was blocked by Kovacs. The Romanian drifted into the path of the Mozambique runner. The two collided and Kovacs fell across the finishing line. Just 0.13 separated the first four finishers. A protest was lodged on Mutola's behalf, but this was rejected. She nevertheless set a new world junior record.

First round (First 2 & 6 fastest to semi-finals) (Aug 24)

Heat 1: Kovacs 2:01.06; 2, Williams 2:01.44; 3, Figueiredo 2:01.71; 4, Clark 2:01.81; 5, Tuuli Merikoski FIN 2:03.84; 6, Gabriella Dorio ITA 2:07.54; 7, Nana-Kaddine Thera MLI 2:30.77

Heat 2: 1, Masterkova 2:04.52; 2, Crooks 2:04.60; 3, Meredith Rainey USA 2:04.84; 4, Mitica Constantin ROU 2:06.53; 5, Sharon Stewart AUS 2:08.72; 6, Mantokaone Pitso LES 2:24.63; Sherraine Ross GRN DNS

Heat 3: 1, Mutola 2:00.86; 2, Quirot 2:00.88; 3, Grau 2:00.99; 4, Maria Akakra SWE 2:02.58; 5, Mayte Zúñiga ESP 2:03.24; 6, Edith Nakiyinjiri UGA 2:05.19; Dawne Williams DMA DNS

Heat 4: 1, Floyd 2:00.05; 2, Bruhns 2:00.11; 3, Nurutdinova 2:00.13; 4, Baker 2:01.22; 5, Ellen van Langen NED 2:02.02; 6, Aisling Molloy IRL 2:02.31; 7, Sharmaine Williams TKS 3:00.97

Heat 5: 1, Wachtel 2:01.45; 2, Vriesde 2:01.51; 3, Strnadová 2:01.95; 4, Inna Yevseyeva URS 2:03.09; 5, Tudorita Chidu ROU 2:03.81; 6, Elsa Amaral POR 2:03.83; 7, Paula Fryer GBR 2:04.64; 8, Sylven Blake MNT 2:51.71

Semi-finals (First 4 to final) (Aug 25)

Heat 1: 1, Quirot 2:00.08; 2, Kovacs 2:00.13; 3, Nurutdinova 2:00.13; 4, Williams 2:00.30; 5, Milena Strnadová TCH 2:00.47; 6, Maria Figueiredo BRA 2:01.53; 7, Joetta Clark USA 2:02.35; Sigrun Grau GER DNS

Heat 2: 1, Wachtel 1:59.10; 2, Vriesde 1:59.15; 3, Masterkova 1:59.15; 4, Mutola 1:59.29; 5, Birthe Bruhns GER 1:59.93; 6, Charmaine Crooks CAN 2:00.63; 7, Lorraine Baker GBR 2:01.32; Delisa Floyd USA DQ (2:01.32)

Stuttgart 1993

Final (Aug 17)

1,	Maria Mutola	MOZ	1:55.43
2,	Lyubov Gurina	RUS	1:57.10
3,	Ella Kovacs	ROU	1:57.92
4,	Diane Modahl	GBR	1:59.42
5,	Meredith Rainey	USA	1:59.57
6,	Liu Li	CHN	2:04.45
7,	Tina Paulino	MOZ	3:19.89
	Liliya Nurutdinova	RUS	DQ (r40.1) (3:19.18)

By 1993, Mutola – fourth in Tokyo – had developed into the world's leading two-lap runner. The pace in the final was set by Rainey, who had employed the same tactic in the semi-final where she set a lifetime best. She passed 400m in 55.49 with Mutola next to last. On the second backstraight, Mutola rapidly improved to get in front at the start of the last bend. At this instant, disaster struck the other Mozambique runner in the final, Paulino – a distant cousin of Mutola and considered a serious threat. She tripped and fell, taking with her Liu and Nurutdinova. This left 36 year-old Gurina an isolated second. Mutola stretched her lead to 15m with a 29.47 last 200m. Gurina repeated her 1983 silver and Kovacs her 1991 bronze.

After the race there was more bad news for the deposed champion Nurutdinova – she failed a doping control test.

First round (First 2 & 6 fastest to semi-finals) (Aug 14)

Heat 1: 1, Liu 1:59.60; 2, Gurina 1:59.90; 3, Wachtel 2:01.42; 4, Satu Jaaskelainen FIN 2:03.66; 5, Carla Sacramento POR 2:03.74; 6, Sheila Seebaluk MRI 2:10.54; 7, Abalvi Agbenyeke TOG 2:23.19

Heat 2: 1, Paulino 2:01.46; 2, Holmes 2:01.70; 3, Natalya Dukhnova BLR 2:01.78; 4, Wang Yuan CHN 2:02.98; 5, Luciana Mendes BRA 2:03.55; 6, Shiny Wilson IND 2:06.64; 7, Alia Almatari JOR 2:15.23; 8, Shermaine Ross GRN 2:15.84

Heat 3: 1, Modahl 2:00.80; 2, Nurutdinova 2:00.85; 3, Wickus 2:00.91; 4, Zwienen 2:01.37; 5, Mernikova 2:01.65; 6, Anna Brzezińska POL 2:01.67; 7, Laurence Nyonsaba RWA 2:12.52

Heat 4: 1, Kovacs 2:01.36; 2, Figueirêdo 2:01.91; 3, Joetta Clark USA 2:02.15; 4, Fabia Trabaldo ITA 2:02.36; 5, Yelena Storcheyeva UKR 2:03.50; 6, Edith Nakiyigiri UGA 2:07.81; 7, Karolina Tanona FJ 2:15.12

Heat 5: 1, Mutola 1:59.81; 2, Rainey 1:59.87; 3, Bruhns 2:00.29; 4, Wamuyu 2:01.59; 5, Yelena Afanasyeva RUS 2:01.94; 6, Lorie Ann Adams GUY 2:09.77; 7, Tamador Ismail SUD 2:41.51

Semi-finals (First 4 to final) (Aug 15)

Heat 1: 1, Mutola 1:58.69; 2, Liu 1:58.96; 3, Modahl 1:59.12; 4, Nurutdinova 1:59.17; 5, Christine Wachtel GER 1:59.86; 6, Amy Wickus USA 2:00.55; 7, Oksana Mernikova BLR 2:01.20; 8, Gladys Wamuyu KEN 2:02.13

Heat 2: 1, Paulino 1:57.31; 2, Kovacs 1:57.46; 3, Rainey 1:57.63; 4, Gurina 1:57.82; 5, Kelly Holmes GBR 1:58.64; 6, Birthe Bruhns GER 1:59.66; 7, Sabine Zwienen GER 2:00.77; 8, Maria Figueirêdo BRA 2:01.01

Gothenburg 1995

Final (Aug 13)

1,	Ana Quirot	CUB	1:56.11
2,	Letitia Vriesde	SUR	1:56.68
3,	Kelly Holmes	GBR	1:56.95
4,	Patricia Djaté	FRA	1:57.04
5,	Meredith Rainey	USA	1:58.20
6,	Ellen van Langen	NED	1:58.98
7,	Lyubov Gurina	RUS	1:59.16
8,	Tatyana Grigoryeva	RUS	2:05.55

The unfortunate Mutola was disqualified after winning her semi for stepping on the line inside her lane at the start of the race. Thus ended her 42-race winning streak which stretched back to 1992 and meant she could not defend her title.

In Mutola's absence, few would have wished to devalue Ana Quirot's victory in the final which provided the most emotional moment of the week. The Cuban, fourth in 1987 and second in 1991, was making a courageous comeback after a terrible domestic accident in January 1993 which left her with burns over much of her upper body.

Just as she did in Stuttgart, Rainey took up the pace in the final. She went through 400m in 56.42 and was still in front at 600m (1:25.91). Holmes then edged in front in the finishing straight before being passed in turn by Quirot then Vriesde. The 32 year-old Cuban won easily with a 1995 world best.

"In my heart I never thought I could come back so strongly," said Quirot. "This is the most beautiful victory of my life."

Djaté, who just failed to overtake Holmes for the bronze, overcame the loss of a shoe in the semi-final to qualify for the final.

First round (First 2 & 6 fastest to semi-finals) (Aug 10)

Heat 1: 1, Djaté 1:59.07; 2, van Langen 1:59.61; 3, Dukhnova 2:00.13; 4, Amy Wickus USA 2:01.38; 5, Malin Ewerlöf SWE 2:02.28; 6, Julia Sakara ZIM 2:03.68; 7, Yaznee Nasheeda MDV 2:34.18

Heat 2: 1, Vriesde 1:59.73; 2, Grigoryeva 2:00.03; 3, Holmes 2:00.23; 4, Paulino 2:00.75; 5, Jongmans 2:01.13; 6, Kutre Dulecha ETH 2:01.74; 7, Lorie Ann Adams GUY 2:07.57; 8, Fanta Camara GUI 2:20.78

Heat 3: 1, Quirot 2:00.84; 2, Afanasyeva 2:01.04; 3, Petya Strashilova BUL 2:01.54; 4, Joetta Clark USA 2:01.70; 5, Karen Gydesen DEN 2:04.41; 6, Regula Zürcher SUI 2:05.87; 7, Cheong Tsui Fong SIN 2:19.35

Heat 4: 1, Mutola 1:59.93; 2, Rainey 2:00.13; 3, Kovacs 2:00.95; 4, Miroshnik 2:01.24; 5, Anne Bruns GER 2:03.16; 6, Aisling Mulloy IRL 2:04.15; Inez Turner JAM DQ (r163.3)

Heat 5: 1, Yelena Afanasyeva 2:01.74; 2, Gurina 2:01.76; 3, Luciana Mendes BRA 2:01.82; 4, Charmaine Crooks CAN 2:02.04; 5, Ludmila Formanová CZE 2:02.39; 6, Jyotirmoy Sikdar IND 2:03.68; 7, Rita Martin SUD 2:43.22

Semi-finals (First 4 to final) (Aug 11)

Heat 1: 1, Quirot 2:01.37; 2, Holmes 2:01.52; 3, Djaté 2:01.73; 4, Vriesde 2:02.75; 5, Yelena Afanasyeva RUS 2:02.66; 6, Svetlana Miroshnik UKR 2:03.72; 7, Tina Paulino MOZ 2:04.51; 8, Stella Jongmans NED 2:05.11

Heat 2: 1, Rainey 1:58.49; 2, Grigoryeva 1:58.61; 3, Gurina 1:58.70; 4, van Langen 1:58.86; 5, Natalya Dukhnova BLR 1:59.45; 6, Inna Yevseyeva UKR 2:00.93; 7, Ella Kovacs ROU 2:03.31; Maria Mutola MOZ DQ (r163.3) (1:58.20)

Athens 1997

Final (Aug 9)

1,	Ana Quirot	CUB	1:57.14
2,	Yelena Afanasyeva	RUS	1:57.56
3,	Maria Mutola	MOZ	1:57.59
4,	Letitia Vriesde	SUR	1:58.12
5,	Ludmila Formanová	CZE	1:59.52
6,	Toni Hodgkinson	NZL	2:00.40
7,	Joetta Clark	USA	2:02.05
8,	Stella Jongmans	NED	2:05.50

Two years earlier Quirot capitalised on the disqualification of the previously all-conquering Mutola to bring off an emotionally charged victory. This time Mutola made it safely to the final, although she did squander precious energy in her semi by front running an extravagant 1:57.49. Mutola loved to lead at a fast pace, almost always running the finish out of her opponents, but in the final her splits of 58.32 at 400m and 88.28 at 600m proved insufficient. Quirot stuck resolutely to her and pulled clear 50m from the finish to become the first repeat winner of a global title in the women's 800, while to add insult to injury Mutola was pipped for second on the line by Afanasyeva.

First round (First 2 & 6 fastest to semi-finals) (Aug 6)

Heat 1: 1, Formanová 2:01.46; 2, Dukhnova 2:02.39; 3, Linda Kisabaka GER 2:03.22; 4, Julia Sakara ZIM 2:03.55; 5, Öznur Dursun TUR 2:04.62; 6, Léontine Tsiaba CGO 2:07.34; 7, Abok Shol SUD 2:16.74; Malin Ewerlöf SWE DNS

Heat 2: 1, Quirot 2:01.56; 2, Buzhenko 2:02.00; 3, Hodgkinson 2:02.21; 4, Jill McMullen USA 2:06.16; 5, Theoni Kostopoulou GRE 2:07.32; 6, Jolanda Čeplak SLO 2:10.97; 7, Adama Njie GAM 2:13.50

Heat 3: 1, Vriesde 2:00.92; 2, Jongmans 2:01.06; 3, Tsyoma 2:01.87; 4, Rosa Kurty IND 2:02.22; 5, Kathy Rounds USA 2:03.33; 6, Dawn Sewer-Williams DMA 2:03.35; 7, Natalia Al-Farran LIB 2:18.11; 8, Donata Mutegwamaso RWA 2:25.07

Heat 4: 1, Mutola 2:00.88; 2, Clark 2:01.15; 3, Strashilova 2:01.49; 4, Benida-Merah 2:01.54; 5, Stephanie Graf AUT 2:02.52; 6, Charmaine Crooks CAN 2:02.84; 7, Yaznee Nasheeda MDV 2:36.18; Anhel Alberta Cape GBS DNS

Heat 5: 1, Afanasyeva 2:00.12; 2, Mendes 2:00.89; 3, Benhassi 2:01.56; 4, Rydz 2:01.68; 5, Iryna Nedelenko UKR 2:03.56; 6, Monika Kirunen FIN 2:04.11; 7, Monica Rami SMR 2:16.00

Semi-finals (First 4 to final) (Aug 7)

Heat 1: 1, Mutola 1:57.49; 2, Afanasyeva 1:59.05; 3, Jongmans 1:59.32; 4, Clark 1:59.34; 5, Luciana Mendes BRA 1:59.45; 6, Yelena Buzhenko UKR 2:02.62; 7, Hasna Benhassi MAR 2:03.70; 8, Malgorzata Rydz POL 2:05.00

Heat 2: 1, Quirot 1:59.37; 2, Vriesde 1:59.62; 3, Formanová 1:59.71; 4, Hodgkinson 2:00.25; 5, Natalya Dukhnova BLR 2:00.91; 6, Nouria Benida-Merah ALG 2:01.08; 7, Petya Strashilova BUL 2:01.44; Lyubov Tsyoma RUS DQ (40.1) (DNF)

Seville 1999

Final (Aug 24)

1,	Ludmila Formanová	CZE	1:56.68	57.9/58.8
2,	Maria Mutola	MOZ	1:56.72	57.7/59.1
3,	Svetlana Masterkova	RUS	1:56.93	58.0/59.0
4,	Jearl Miles-Clark	USA	1:57.40	57.63/59.77
5,	Natalya Tsyganova	RUS	1:57.81	58.0/59.8
6,	Natalya Gorelova	RUS	1:57.90	58.1/59.8
7,	Stephanie Graf	AUT	1:57.92	58.0/59.9
8,	Natalya Dukhnova	BLR	1:58.69	58.0/60.7

On paper it should have been between Olympic Champion Masterkova, the year's fastest performer at 1:55.87, and the 1993 World Champion Mutola with a personal best of 1:55.19. Masterkova had beaten Mutola in Oslo and Rome but, hampered by an ankle problem, she could finish only 4th, 3rd and 2nd in Paris, Monaco and Zürich, Mutola winning each time. However, it was Formanová, who had pulled off a sensational victory over Mutola for the world indoor title earlier in the year, who brought off a magnificent last-gasp victory in a most thrilling race.

Miles-Clark cut out a swift pace (27.14, 57.63, 87.45) but as she faded early in the final straight it was Mutola and Masterkova who fought it out for the lead. Mutola edged ahead but a late run by the previously boxed in Formanová, finishing in lane 4, enabled her to follow in the footsteps of her coach Jarmila Kratochvílová. "I couldn't believe I had won," she said. "I could see I was catching the girls up but I never thought I could win." Mutola said she had concentrated on Masterkova and Miles-Clark. "I didn't see Formanová coming. When I did it was too late."

First round (First 2 & 6 fastest to Semi-finals (Aug 21))

Heat 1: 1, Miles-Clark 2:00.32; 2, Gesell 2:00.32; 3, Vriesde 2:00.46; 4, Diane Modahl GBR 2:00.83; 5, Judith Varga HUN 2:01.72; 6, Toni Hodgkinson NZL 2:02.18; 7, Tytti Reho FIN 2:03.72

Heat 2: 1, Graf 2:00.16; 2, Tsyganova 2:00.32; 3, Meredith Valmon USA 2:00.86; 4, Patrizia Spuri ITA 2:01.00; 5, Irina Lishchinskaya UKR 2:01.53; 6, Tamsyn Lewis AUS 2:03.07; 7, Leontine Tsiba CGO 2:04.19; 8, Alberta Cape GBS 2:09.79

Heat 3: 1, Stals 2:00.07; 2, Mutola 2:00.10; 3, Gorelova 2:00.13; 4, Dukhnova 2:00.42; 5, Grace Birungi UGA 2:02.71; 6, Julia Sakara ZIM 2:03.52; Kutre Dulecha ETH DNS

Heat 4: 1, Formanová 1:59.52; 2, Holmes 1:59.72; 3, John 2:00.49; 4, Langerholc 2:00.50; 5, Zulia Calatayú CUB 2:00.93; 6, Heidi Jensen DEN 2:01.12; 7, Vicky Lynch-Pounds CAN 2:02.66; 8, Addeh Mwamba ZAM 2:07.96

Heat 5: 1, Masterkova 2:00.27; 2, Buzhenko 2:00.33; 3, Kisabaka 2:00.46; 4, Anita Brägger SUI 2:01.89; 5, Adoración García ESP 2:04.68; 6, Charmaine Howell JAM 2:04.73; 7, Tsvetelina Kirilova BUL 2:07.41

Semi-finals (First 3 & 2 fastest to final) (Aug 22)

Heat 1: 1, Mutola 1:59.84; 2, Miles-Clark 2:00.37; 3, Tsyganova 2:00.67; 4, Kelly Holmes GBR 2:00.77; 5, Linda Kisabaka GER 2:00.81; 6, Luwiza John TAN 2:01.92; 7, Yelena Buzhenko UKR 2:02.01; 8, Sandra Stals BEL 2:09.22

Heat 2: 1, Masterkova 1:59.25; 2, Formanová 1:59.42; 3, Graf 1:59.61; 4, Dukhnova 2:00.03; 5, Gorelova 2:00.14; 6, Letitia Vriesde SUR 2:00.33; 7, Claudia Gesell GER 2:01.24; 8, Brigita Langerholc SLO 2:04.51

Edmonton 2001

Final (Aug 12)

1,	Maria Mutola	MOZ	1:57.17	59.4/57.7
2,	Stephanie Graf	AUT	1:57.20	59.3/57.9
3,	Letitia Vriesde	SUR	1:57.35	59.08/58.27
4,	Faith Macharia	KEN	1:58.98	59.7/59.3
5,	Diane Cummins	CAN	1:59.49	59.6/59.9
6,	Kelly Holmes	GBR	1:59.76	59.6/60.4
7,	Maitte Martínez	ESP	2:00.09	59.7/60.4
8,	Yvonne Teichmann	GER	2:04.33	59.8/64.5

Maria Mutola regained her title after "probably the most difficult race I have ever run." The final was orchestrated by 1995 silver medalist Vriesde, who passed 400m in 59.07 before running a fierce third 200m (29.55) which drew her and the two favourites – Mutola and Graf – away from the field.

Surprising, Vriesde (36) did not tie up and continued running strongly down the finishing straight. Graf nipped in front with 60m remaining but Mutola seemed to be leaving her challenge too late and remained behind the gallant Vriesde. Eventually, she managed to move up and outpied Graf at the last possible moment, just as she had at the World Indoor Championships in Lisbon. Mutola therefore became the only athlete to win gold at the 2000 Olympics and both World Championships in 2001.

First round (First 3 & 4 fastest to semi-finals) (Aug 9)

Heat 1: 1, Mutola 1:59.96; 2, Holmes 2:00.08; 3, Cummins 2:00.46; 4, Čepelak 2:00.46; 5, Clark 2:00.56; 6, Brägger 2:00.65; 7, Lewis 2:00.86; 8, Hind Koko SUD 2:27.96

Heat 2: 1, Macharia 2:03.83; 2, Teichmann 2:04.03; 3, Mendes 2:04.16; 4, Luwiza John TAN 2:04.31; 5, Natalya Tsyganova RUS 2:04.55; 6, Natalya Dukhnova BLR 2:05.47; 7, Tatyana Borisova KGZ 2:05.63; 8, Adama Njie GAM 2:07.80

Heat 3: 1, Vriesde 1:59.51; 2, Calatayú 2:00.96; 3, Cherkasova 2:00.97; 4, Brigita Langerholc SLO 2:01.05; 5, Peggy Babin FRA 2:02.48; 6, Agnes Samaria NAM 2:03.11; 7, Charmaine Howell JAM 2:05.06; 8, Mariela Álvarez PER 2:09.43; 9, Janill Williams ANT 2:15.04

Heat 4: 1, Graf 2:01.78; 2, Martínez 2:01.98; 3, Badrankova 2:02.19; 4, Irina Mistyukevich RUS 2:02.50; 5, Grace Birungi UGA 2:04.26; 6, Tina Paulino MOZ 2:06.36; Tsvetelina Kirilova BUL DQ (f163.3); Sureyya Ayhan TUR DNS

Semi-finals (First 4 to final) (Aug 10)

Heat 1: 1, Graf 2:01.24; 2, Holmes 2:01.90; 3, Cummins 2:02.07; 4, Teichmann 2:02.16; 5, Jolanda Čepelak SLO 2:02.65; 6, Svetlana Cherkasova RUS 2:02.85; 7, Tamsyn Lewis AUS 2:03.16; Hazel Clark USA DNF

Heat 2: 1, Mutola 1:59.47; 2, Vriesde 1:59.58; 3, Martínez 2:00.07; 4, Macharia 2:00.24; 5, Zulia Calatayú CUB 2:01.04; 6, Luciana Mendes BRA 2:01.94; 7, Anita Brägger SUI 2:02.22; 8, Svetlana Badrankova KAZ 2:02.24

Paris 2003

Final (Aug 26)

1,	Maria Mutola	MOZ	1:59.89	61.20/58.69
2,	Kelly Holmes	GBR	2:00.18	61.3/58.9
3,	Natalya Khrushchelyova	RUS	2:00.29	61.3/59.0
4,	Mina Ait Hammou	MAR	2:01.09	61.4/59.7
5,	Claudia Gesell	GER	2:01.84	61.5/60.3
6,	Diane Cummins	CAN	2:02.48	61.2/61.3
7,	Akosua Serwah	GHA	2:03.24	61.7/61.5
	Stephanie Graf	AUT	DNS	

Maria Mutola was in the middle of one her greatest seasons: World Indoor Champion, unbeaten, and much the world's fastest time of 1:55.55. Two of her toughest rivals were last-minute withdrawals. European Champion Jolanda Čepelak injured her Achilles tendon, and Edmonton silver medalist Steffi Graf reportedly cut her foot on a broken bottle on the eve of the final. One old rival who was present was Holmes, who had been training with Mutola since the end of 2002.

The defending champion went to the front in the first lap, reaching 400m in 61.20, the slowest ever in a world final. The real race started at 600m (1:32.32) when Holmes moved ahead. Mutola followed and went past in the last 50m, while Holmes held off Khrushchelyova to go one better than her bronze of eight years earlier.

First round (First 2 & 2 fastest to semi-finals) (Aug 24)

Heat 1: 1, Yevdokimova 2:01.05; 2, Hammou 2:01.10; 3, Varga 2:01.47; 4, Toomey 2:01.75; 5, Jensen 2:02.01; 6, Esther Desviat ESP 2:03.42; 7, Charlotte Moore GBR 2:03.80; 8, Marie-Lyne Joseph DMA 2:17.73

Heat 2: 1, Mutola 2:00.81; 2, Gesell 2:01.06; 3, Klocová 2:01.14; 4, Fenn 2:01.27; 5, Macharia 2:01.36; 6, Samaria 2:01.51; 7, Langerholc 2:01.55; 8, Noelly Mankatu Bibiche COD 2:07.12; 9, Uyanga Khaynkhirava MGL 2:27.96

Heat 3: 1, Khrushchelyova 2:03.74; 2, Holmes 2:03.75; 3, Ciancon 2:03.90; 4, Jearl Miles Clark USA 2:04.21; 5, Abir Nakhli TUN 2:04.43; 6, Adriana Muñoz CUB 2:04.58; 7, Sandra Stals BEL 2:06.12; 8, Adama Njie GAM 2:17.04

Heat 4: 1, Graf 2:03.39; 2, Klyuka 2:03.68; 3, Hammou 2:04.01; 4, Tanya Blake MLT 2:04.61; 5, Yuliya Krevsun UKR 2:04.93; 6, Tatyana Borisova KGZ 2:05.31; 7, Myint Myint Aye MYA 2:05.41; 8, Tatyana Roslanova KAZ 2:07.98

Heat 5: 1, Paulino 2:01.06; 2, Brägger 2:01.09; 3, Serwah 2:01.17; 4, Cummins 2:01.20; 5, Vriesde 2:01.24; 6, Lewis 2:01.43; 7, Wisam Abu Bekheet PLE 2:29.86; Jolanda Čepelak SLO DNS

Semi-finals (First 2 & 2 fastest to final) (Aug 24)

Heat 1: 1, Graf 1:59.26; 2, Khrushchelyova 1:59.39; 3, Jo Fenn GBR 2:00.56; 4, Letitia Vriesde SUR 2:00.88; 5, Faith Macharia KEN 2:01.30; 6, Brigita Langerholc SLO 2:01.58; 7, Jen Toomey USA 2:02.35; 8, Tamsyn Lewis AUS 2:05.11

Heat 2: 1, Mutola 1:58.45; 2, Holmes 1:58.86; 3, Cummins 1:59.58; 4, Serwah 2:00.42; 5, Maria Ciancon ROU 2:00.72; 6, Lucia Klocová SVK 2:00.73; 7, Natalya Yevdokimova RUS 2:01.17; 8, Heidi Jensen DEN 2:01.73

Heat 3: 1, Hammou 2:00.57; 2, Gesell 2:01.01; 3, Sultana Ait Hammou MAR 2:01.34; 4, Svetlana Klyuka RUS 2:01.61; 5, Tina Paulino MOZ 2:01.85; 6, Judit Varga HUN 2:02.20; 7, Anita Brägger SUI 2:02.34; 8, Agnes Samaria NAM 2:02.66

Helsinki 2005

Final (Aug 9)

1,	Zulia Calatayú	CUB	1:58.82	60.72/58.1
2,	Hasna Benhassi	MAR	1:59.42	61.2/58.2
3,	Tatyana Andrianova	RUS	1:59.60	60.9/58.7
4,	Maria Mutola	MOZ	1:59.71	60.8/58.9
5,	Mayte Martínez	ESP	1:59.99	61.2/58.8
6,	Larisa Chzhaz	RUS	2:00.25	60.9/59.4
7,	Svetlana Cherkasova	RUS	2:00.71	61.0/59.7
8,	Hazel Clark	USA	2:01.52	60.9/60.6

Benhassi was a marginal favourite, having won six of her eight races prior to Helsinki and never finishing worse than second. The first semi-

final saw Clark lead through 400m in 58.82, and come out on top in 1:59.00 ahead of Chzao, with Mutola and Martínez having to wait to find out if they would qualify as fastest losers. Forty year-old Vriesde led the second race at a sensible pace (59.11 at 400m), before Sinclair eased into the lead. Calatayud went to the front with 150m to go, easily holding off Cherkasova in 1:57.92, with Sinclair fourth in 1:59.45. The third semi was won in an inexplicably slow 2:01.35 by Andrianova from Benhassi.

Mutola led the final through 200m in 28.42, before Calatayud moved alongside at the bell, reached in a slow 60.72. Andrianova came up on the inside and Mutola caught an elbow as the Russian and Cuban went past at the 600m mark (1:30.75). Calatayud cut loose with 90m to go and won as she pleased by five metres, with Benhassi moving from sixth at 650m to second place. Andrianova held off Mutola for third. The remarkable Mozambique woman finished fourth or better for the seventh time!

First round (First 4 & 4 fastest to semi-finals) (Aug 6)

Heat 1: 1, Clark 2:01.91; 2, Sinclair 2:02.18; 3, Ait Hammou 2:02.36; 4, Samaria 2:02.46; 5, Neisha Bernard-Thomas GRN 2:02.50; 6, Brigita Langerholc SLO 2:03.06; 7, Binnaz Uru TUR 2:03.73; 8, Marlyse Nsourou GAB 2:14.47

Heat 2: 1, Calatayud 2:00.77; 2, Benhassi 2:00.77; 3, Bennett USA 2:01.78; 4, Scott 2:02.00; 5, Teodora Kotarova BUL 2:02.45; 6, Miho Sugimori JPN 2:02.82; 7, Marcela Britos URU 2:10.21; 8, Liban Markabo Djama DJI 2:50.95

Heat 3: 1, Andrianova 2:06.38; 2, Schmidt 2:07.10; 3, Martínez 2:07.34; 4, Sętwowska 2:07.37; 5, Myint Myint Aye MYA 2:08.50; 6, Marian Burnett GUY 2:09.88; Nahida Touthami ALG DNS

Heat 4: 1, Cherkasova 2:00.62; 2, Valdonado 2:00.87; 3, Usovich 2:01.09; 4, Klocová 2:01.63; 5, Petlyuk 2:01.78; 6, Sultana Ait Hammou MAR 2:02.16; 7, Elisa Cusma ITA 2:05.95; 8, Gulnaz Ara PAK 2:13.87

Heat 5: 1, Chzhao 2:00.64; 2, Mutola 2:00.71; 3, Ballentine 2:01.05; 4, Neascu 2:01.35; 5, Gradzki 2:01.56; 6, Vriesde 2:01.65; 7, Cummins 2:01.71

Semi-finals (First 2 & 2 fastest to final) (Aug 7)

Heat 1: 1, Clark 1:59.00; 2, Chzhao 1:59.07; 3, Mutola 1:59.29; 4, Martínez 1:59.40; 5, Mina Ait Hammou MAR 2:00.22; 6, Mihaela Neascu ROU 2:00.63; 7, Lucia Klocová SVK 2:00.64; 8, Susan Scott GBR 2:01.17

Heat 2: 1, Calatayud 1:57.92; 2, Cherkasova 1:58.58; 3, Kenia Sinclair JAM 1:59.45; 4, Diane Cummins CAN 2:00.10; 5, Agnes Samaria NAM 2:00.13; 6, Alice Schmidt USA 2:01.43; 7, Letitia Vriesde SUR 2:02.07; 8, Monika Gradzki GER 2:02.09

Heat 3: 1, Andrianova 2:01.35; 2, Benhassi 2:01.59; 3, Laetitia Valdonado FRA 2:01.90; 4, Ewelina Sętwowska POL 2:02.02; 5, Svetlana Usovich BLR 2:02.34; 6, Tatyana Petlyuk UKR 2:02.46; 7, Michelle Ballentine JAM 2:03.98; Kameisha Bennett USA DNF

Osaka 2007

Final (Aug 28)

1,	Janeth Jepkosgei	KEN	1:56.04	56.16/59.88
2,	Hasna Benhassi	MAR	1:56.99	57.46/59.53
3,	Mayte Martínez	ESP	1:57.62	57.71/59.91
4,	Olga Kotlyarova	RUS	1:58.22	56.8/61.4
5,	Brigita Langerholc	SLO	1:58.52	56.6/61.9
6,	Svetlana Usovich	BLR	1:58.92	56.6/62.3
7,	Svetlana Klyuka Maria Mutola	RUS MOZ	2:00.90	57.2/63.7 DNF 56.8/-

Jepkosgei was rated as number seven on the "Track and Field News" Osaka form chart. She showed this was an underestimation by winning her heat in 1:58.95, a second quicker than any other preliminary winner. She then zipped through her semi-final, passing 400m in 56.54, before finishing in 1:56.17, much the fastest time of 2007. Klocová and Cusma clocked 1:58.62 and 1:58.63 but failed to make the final.

Jepkosgei repeated her tactics in the final, passing 200m in 26.58 [1:46.4 pace], before slowing to 56.16 at halfway. Usovich and Langerholc led the chasers with 56.6. Jepkosgei slowed to 1:26.22 at 600m, with four metres advantage over Mutola and Benhassi. Momentarily, she looked vulnerable, but then edged away to win in 1:56.04, another lifetime best, and the fastest time in the world for four years. Benhassi was a clear second, after Mutola collapsed onto the infield when her left hamstring went into a spasm 80m from the line.

First round (First 3 & 6 fastest to semi-finals) (Aug 25)

Heat 1: 1, Klyuka 2:00.11; 2, Burnett 2:00.53; 3, M Ait Hammou 2:00.85; 4, Mihaela Neascu ROU 2:01.08; 5, Alice Schmidt USA 2:02.49; 6, Josiane Tito BRA 2:03.70; 7, Natalia Gallego AND 2:13.46; 8, Emilia Mikue Ondo GEQ 2:15.72

Heat 2: 1, Kotlyarova 2:01.75; 2, Okoro 2:01.79; 3, Calatayud 2:01.81; 4, Alysia

Johnson USA 2:02.11; 5, Rosibel García COL 2:02.86; 6, Liu Qing CHN 2:04.35; 7, Lillian Silva ANG 2:09.17

Heat 3: 1, Mutola 2:00.00; 2, Meadows 2:00.14; 3, Langerholc 2:00.20; 4, Sętwowska 2:00.45; 5, Cusma 2:00.54; 6, Eliane Saholinirina MAD 2:06.57; 7, Fatimah Muhammad LBR 2:07.28; 8, Ghariid Ghouff PLE 2:30.35

Heat 4: 1, Benhassi 2:00.31; 2, Simpson 2:00.47; 3, Bărbulescu-Popescu 2:00.73; 4, Tamsyn Lewis AUS 2:01.21; 5, Yuliya Krevsun UKR 2:02.45; 6, Rikke Albertsen DEN 2:03.75; 7, Ayako Jinnouchi JPN 2:07.34

Heat 5: 1, Usovich 1:59.95; 2, Sinclair 2:00.35; 3, Cummins 2:00.38; 4, Petlyuk 2:00.45; 5, Clark 2:00.61; 6, Sultana Ait Hammou MAR 2:00.74; 7, Nicole Layson GUM 2:36.14

Heat 6: 1, Jepkosgei 1:58.95; 2, Martínez 1:59.58; 3, Klocová 1:59.72; 4, Samaria 1:59.76; 5, Guégan 2:00.43; 6, Elizet Banda ZAM 2:09.90; 7, Mireille Derebona CAF 2:30.08; Svetlana Cherkasova RUS DQ (40.8) (2:00.93)

Semi-finals (First 2 & 2 fastest to final) (Aug 26)

Heat 1: 1, Usovich 1:58.11; 2, Kotlyarova 1:58.56; 3, Lucia Klocová SVK 1:58.62; 4, Elisa Cusma ITA 1:58.63; 5, Liliana Bărbulescu-Popescu ROU 2:00.07; 6, Jemma Simpson GBR 2:00.48; 7, Diane Cummins CAN 2:00.51; 8, Hazel Clark USA 2:02.92

Heat 2: 1, Klyuka 1:58.97; 2, Martínez 1:59.32; 3, Mina Ait Hammou MAR 1:59.51; 4, Marilyn Okoro GBR 1:59.63; 5, Kenia Sinclair JAM 2:00.25; 6, Tatyana Petlyuk UKR 2:00.90; 7, Marian Burnett GUY 2:01.02; 8, Zulia Calatayud CUB 2:06.97

Heat 3: 1, Jepkosgei 1:56.17; 2, Benhassi 1:56.84; 3, Mutola 1:56.98; 4, Langerholc 1:58.41; 5, Jenny Meadows GBR 1:59.39; 6, Élodie Guégan FRA 1:59.46; 7, Ewelina Sętwowska-Dryk POL 2:01.02; 8, Agnes Samaria NAM 2:02.25

Berlin 2009

Final (Aug 19)

1,	Caster Semanya	RSA	1:55.45	56.83/58.62
2,	Janeth Jepkosgei	KEN	1:57.90	57.00/60.90
3,	Jenny Meadows	GBR	1:57.93	57.66/60.27
4,	Yuliya Krevsun	UKR	1:58.00	57.09/60.91
5,	Mariya Savinova	RUS	1:58.68	57.6/61.1
6,	Elisa Cusma	ITA	1:58.81	57.6/61.2
7,	Mayte Martínez	ESP	1:58.81	58.0/60.8
8,	Marilyn Okoro	GBR	2:00.32	57.3/63.0

The event had a dramatic start on the first morning when defending champion Jepkosgei fell at 600m of the opening heat. The new South African star Semanya (18) almost went over behind her but recovered to win the race. The Kenyan team protested that Jepkosgei had been tripped by Semanya and the jury of appeal agreed to advance the Kenyan to the semi-finals, but without disqualifying the South African. Both of these African women progressed to the final but the Olympic Champion Jelimo did not after dropping out of her semi-final.

Jepkosgei took the pace out swiftly in the final, and passed 200m in 26.83, ahead of Semanya (27.0). The South African took the lead at 350m, reaching the bell a metre up on Jepkosgei and Krevsun. That margin was slightly increased at 600m (1:26.96), with Krevsun (1:27.20) fighting hard to keep up. Semanya powered away over the next 100m, covered in 14.10, and led by 8m, a lead which was increased to 20m by the finish. The valiant Krevsun led the battle for second until 5m to go when Jepkosgei caught her. Finishing faster than both was Meadows, who moved from sixth place at 700m to third at the line.

During the championships it was disclosed that the IAAF was investigating Semanya's gender as a medical issue, and it was agreed that she should not appear at the medalist's press conference. In July 2010, the IAAF stated that it "accepts the conclusion of a panel of medical experts that she can compete with immediate effect. Please note that the medical details of the case remain confidential and the IAAF will make no further comment on the matter."

First round (First 3 & 6 fastest to final) (Aug 16)

Heat 1: 1, Semanya 2:02.51; 2, Gall 2:02.63; 3, Olga Cristea MDA 2:03.99; 4, Neisha Bernard-Thomas GRN 2:04.55; 5, Madeleine Pape AUS 2:05.85; 6, Jepkosgei 2:12.81; Petlyuk DQ (40.1) (2:02.87)

Jepkosgei was allowed to advance to the semi final by decision of the Jury of Appeal who upheld the Kenyan protest that she had been disadvantaged by the action of Caster Semanya RSA

Heat 2: 1, Savinova 2:03.27; 2, Simpson 2:03.33; 3, Martínez 2:03.39; 4, Guégan 2:03.87; 5, Irina Krakoviak LTU 2:04.26; 6, Mirela Lavric ROU 2:04.49; 7, Leonor Piiza MOZ 2:08.08

Heat 3: 1, Krevsun 2:02.20; 2, Meadows 2:02.47; 3, Clark-Riley 2:02.67; 4, Klocová 2:02.98; 5, Burnett 2:03.89; 6, Yeliz Kurt TUR 2:13.42; 7, Aishath Reesha MDV 2:28.00; Sanaa Abubekhet PLE DQ (r163.5)

Heat 4: 1, Cusma 2:02.33; 2, Rostkowska 2:02.37; 3, Hachlaf 2:02.46; 4, Kofanova 2:02.49; 5, Masná 2:03.32; 6, Eliéní Filándera GRE 2:06.39; 7, Natalia Gallego AND 2:18.75

Heat 5: 1, Jelimo 2:03.50; 2, Vessey 2:04.07; 3, Sinclair 2:04.52; 4, Rosibel Garcia COL 2:04.73; 5, Jana Hartmann GER 2:04.99; 6, Nataliya Lupu UKR 2:06.74; 7, Salome Dell PNG 2:08.22

Heat 6: 1, Calatayú 2:02.33; 2, Benhassi 2:02.83; 3, Okoro 2:03.07; 4, Daniela Reina ITA 2:06.30; 5, Anabelle Lascar MRI 2:06.53; 6, Nikki Hamblin NZL 2:31.94; Kiyuka DQ (r4.0) (2:03.40)

Semi-finals (First 2 & 2 fastest to final) (Aug 17)

Heat 1: 1, Savinova 1:59.30; 2, Krevsun 1:59.38; 3, Martínez 1:59.72; 4, Hasna Benhassi MAR 2:00.06; 5, Jemma Simpson GBR 2:00.57; 6, Geena Gall USA 2:01.30; 7, Zulia Calatayú CUB 2:01.53; 8, Elodie Guégan FRA 2:04.38

Heat 2: 1, Semenya 1:58.66; 2, Meadows 1:59.45; 3, Jepkosgei 1:59.47; 4, Hazel Clark-Riley USA 1:59.96; 5, Lucia Klocová SVK 2:01.56; 6, Marian Burnett GUY 2:02.75; Halima Hachlaf MAR DNF; Svetlana Kiyuka RUS DQ (r4.0) (2:00.48); 5, Tatyana Petyuk UKR DQ (r4.0) 2:00.90

Heat 3: 1, Cusma 2:00.62; 2, Okoro 2:01.01; 3, Anna Rostkowska POL 2:01.40; 4, Yelena Kofanova RUS 2:02.02; 5, Kenia Sinclair JAM 2:02.31; 6, Lenka Masná CZE 2:02.55; 7, Maggie Vessey USA 2:03.55; Pamela Jelimo KEN DNF

Daegu 2011

Final (Sep 4)

1,	Mariya Savinova	RUS	1:55.87
2,	Caster Semenya	RSA	1:56.35
3,	Janeth Jepkosgei	KEN	1:57.42
4,	Alysia Montaño	USA	1:57.48
5,	Maggie Vessey	USA	1:58.50
6,	Kenia Sinclair	JAM	1:58.66
	Yekaterina Kostetskaya	RUS	DQ (r40.1) (1:57.82)
	Yuliya Rusanova	RUS	DQ (r40.8) (1:59.74)

The controversial Semenya did not compete from August 2009 to July 2010 when the IAAF announced: "the process initiated in 2009 in the case of Caster Semenya (RSA) has now been completed. The IAAF accepts the conclusion of a panel of medical experts that she can compete with immediate effect." In April 2011, the IAAF introduced eligibility rules and regulations for women athletes with excessive male hormones, a condition known as hyperandrogenism. The South African showed patchy form in the lead-up to Daegu, placing only eighth in Stockholm on July 29. At the World Championships she seemed to click, winning her semi-final in 1:58.07, her fastest since Berlin.

Jepkosgei set the pace in the final, passing 200m in 26.61, with the runners stretched out in single file. The Kenyan reached 400m in 55.86, with Semenya (56.9) in fifth, and a watchful Savinova in sixth. At 600m Jepkosgei (1:26.07) still led, with Semenya (1:26.2), a fading Sinclair (1:26.3) and Savinova (1:26.5) closest in attendance. Semenya went to the front with 180m remaining, and built up a three-metre lead with 80m remaining. The long-striding Savinova caught the South African with 25m to go, and won by three metres. Well behind the first two, Jepkosgei managed to hold off Montaño for the bronze. "I know I won in Berlin," said Semenya, "but I am feeling much better today."

Savinova's two Russian compatriots Yekaterina Kostetskaya and Yuliya Rusanova finished fifth and eighth in the final, but both were ultimately disqualified for doping after a check of their Athlete Biological Passports.

First round (First 4 & 4 fastest to semi-finals) (Sep 1)

Heat 1: 1, Meadows 2:01.11; 2, Vessey 2:01.32; 3, Garcia 2:01.33; 4, Sum 2:01.37; 5, Egle Balcianaitė LTU 2:02.88; 6, Yvonne Hak NED 2:03.05; Yuliya Rusanova RUS DQ (r40.8) (2:01.38)

Heat 2: 1, Sinclair 2:01.66; 2, Hachlaf 2:01.80; 3, Krevsun 2:01.88; 4, Arzamasava 2:01.97; 5, Magiso 2:02.58; 6, Merve Aydin TUR 2:04.88; 7, Huh Yeon-Jung KOR 2:08.05; 8, Zourah Ali DJI 2:36.36

Heat 3: 1, Jepkosgei 1:59.36; 2, Montaño 1:59.62; 3, Okoro 1:59.74; 4, Luiza Gega ALB 2:03.21; 5, Margarita Matsko KAZ 2:04.24; Kostetskaya DQ (r40.1) (1:59.61); Tatyana Petyuk UKR DQ (r40.8) (DNF)

Heat 4: 1, Savinova 2:01.01; 2, Semenya 2:01.01; 3, Koech 2:01.03; 4, Schmidt 2:01.11; 5, Jackson 2:01.17; 6, Luka 2:01.89; 7, Truong Thanh Hang VIE 2:03.52

Heat 5: 1, Negesa 2:02.75; 2, Bouras 2:02.77; 3, Klocová 2:02.81; 4, Lobanova 2:02.84; 5, Nikki Hamblin NZL 2:02.87; 6, Lemlem Bereket CAN 2:03.62; 7, Svetlana Usovich BLR 2:05.62

Semi-finals (First 2 & 2 fastest to final) (Sep 2)

Heat 1: 1, Vessey 1:58.98; 2, Jenny Meadows GBR 1:59.07; 3, Eunice Sum KEN 1:59.94; 4, Rosibel Garcia COL 2:00.79; 5, Annet Negesa UGA 2:01.51; 6, Maryna Arzamasava BLR 2:02.13; Halima Hachlaf MAR DNF; Rusanova DQ (r40.8) (1:58.73)

Heat 2: 1, Savinova 1:58.45; 2, Jepkosgei 1:58.50; 3, Montaño 1:58.67; 4, Liliya Lobanova UKR 1:59.38; 5, Emma Jackson GBR 1:59.77; 6, Tintu Luka IND 2:00.95; 7, Lucia Klocová SVK 2:01.85; 8, Zahra Bouras ALG 2:12.08

Heat 3: 1, Semenya 1:58.07; 2, Sinclair 1:58.93; 3, Fantu Magiso ETH 1:59.17; 4, Alice Schmidt USA 2:01.16; 5, Cherono Koech KEN 2:01.48; 6, Marilyn Okoro GBR 2:01.54; 7, Yuliya Krevsun UKR 2:05.37; Kostetskaya DQ (r40.1) (1:58.64)

Moscow 2013

Final (Aug 18)

1,	Eunice Sum	KEN	1:57.38	57.16/60.22
2,	Mariya Savinova	RUS	1:57.80	57.85/59.95
3,	Brenda Martinez	USA	1:57.91	58.06/59.85
4,	Alysia Montaño	USA	1:57.95	56.12/61.83
5,	Yekaterina Poistogova	RUS	1:58.05	58.00/60.05
6,	Ajee' Wilson	USA	1:58.21	58.25/59.96
7,	Nataliya Lupu	UKR	1:59.79	57.65/62.14
8,	Lenka Masná	CZE	2:00.59	57.57/63.02

Montaño, a perennial front runner, led through 200m in 26.91, six metres clear of Sum. The American reached the in a transponder-timed 56.12 (56.06 by photo-cell), a full seven metres ahead of Sum, with Savinova another six metres back. Montaño reached 600m in 1:26.49, still a second or so ahead of Sum, but with Savinova now only two metres behind. Sum and Savinova eventually passed the American halfway down the straight with the Russian seemingly poised for another big win. But then much to the crowd's chagrin, Sum used her 1500m runner's strength to pull clear for victory. Martínez came through on the inside to pip the valiant Montaño at the line. "I didn't believe that Eunice could keep that speed to the finish", reflected Savinova. "I congratulate her. It's my loss." The transponder timing showed that Martínez and Sum had the fastest last 100m times of 14.95 and 14.98 respectively.

First round (First 3 & 4 fastest to semi-finals) (Aug 15)

Heat 1: 1, Martínez 1:59.39; 2, Okoro 1:59.43; 3, Savinova 1:59.44; 4, Chebet 1:59.58; 5, Arzamasava 1:59.60; 6, Maria Milani ITA 2:02.41; 7, Karine Belleau-Béliveau CAN 2:02.93; 8, Egle Balcianaitė LTU 2:08.77

Heat 2: 1, Montaño 1:59.47; 2, Lupu 1:59.59; 3, Hachlaf 2:00.04; 4, Angela Smit NZL 2:00.60; 5, Jessica Judd GBR 2:01.48; 6, Wang Chunyu CHN 2:02.05; 7, Rose-Anne Galligan IRL 2:02.05; 8, Marina Pospelova RUS 2:03.42

Heat 3: 1, Akkaoui 1:59.63; 2, Poistogova 1:59.90; 3, Wilson 2:00.00; 4, Almanza 2:00.27; 5, Masná 2:00.31; 6, Natoya Goule JAM 2:00.93; 7, Olga Lyakhova UKR 2:00.98; 8, Elisabeth Mandaba CAF 2:14.35

Heat 4: 1, Sum 2:00.49; 2, Kotluskaya 2:00.50; 3, Muir 2:00.80; 4, Fantu Magiso ETH 2:01.11; 5, Kelly Hetherington AUS 2:01.57; 6, Melissa Bishop CAN 2:01.91; 7, Margarita Mukasheva KAZ 2:02.06; 8, Mirela Lavric ROU 2:10.37

Semi-finals (First 3 & 2 fastest to final) (Aug 16)

Heat 1: 1, Montaño 1:58.92; 2, Martínez 1:59.03; 3, Lupu 1:59.43; 4, Poistogova 1:59.48; 5, Masná 1:59.56; 6, Halima Hachlaf MAR 2:00.55; 7, Laura Muir GBR 2:00.83; 8, Winny Chebet KEN 2:01.04

Heat 2: 1, Sum 2:00.70; 2, Savinova 2:00.73; 3, Wilson 2:00.90; 4, Rose M. Almanza CUB 2:00.98; 5, Maryna Arzamasava BLR 2:01.19; 6, Yelena Kotluskaya RUS 2:01.75; 7, Marilyn Okoro GBR 2:02.26; 8, Malika Akkaoui MAR 2:02.29

800 METRES

Multiple Medalists:

5	Maria Mutola	MOZ	93-1, 97-3, 99-2, 01-1, 03-1
3	Lyubov Gurina	URS/RUS	83-2, 87-3, 93-2
	Ana Fidella Quirot	CUB	91-2, 95-1, 97-1
	Janet Jepkosgei	KEN	07-1, 09-2, 11-3
2	Ella Kovacs	RUS	91-3, 93-3
	Kelly Holmes	GBR	95-3, 03-2
	Letitia Vriesde	SUR	95-2, 01-3
	Hasna Benhassi	MAR	05-2, 07-2
	Caster Semenya	RSA	09-1, 11-2
	Mariya Savinova	RUS	11-1, 13-2

Most Finals:

8	Mutola	91-4, 93-1, 97-3, 99-2, 01-1, 03-1, 05-4, 07-dnf
---	--------	--

Most Appearances:

9	Mutola	91-4, 93-1, 95-dqs2, 97-3, 99-2, 01-1, 03-1, 05-4, 07-dnf
---	--------	---

Rome 1987

Women's 800 Metres, continued

National Placings:

	1	2	3	4	5	6	7	8	Points
RUS	1	3	3	1	3	2	3	1	77
MOZ	3	1	1	2	-	-	1	-	49
USA	-	-	1	3	4	1	1	1	43
CUB	3	1	-	1	-	-	-	-	36
KEN	2	1	1	1	-	-	-	-	34
URS	1	1	2	-	-	-	1	1	30
GBR	-	1	2	1	-	1	1	1	30
GER	1	1	-	1	1	1	-	2	29
SUR	-	1	1	1	1	-	-	-	22
MAR	-	2	-	1	-	-	-	-	19
ROU	-	-	2	-	-	2	-	-	18
RSA	1	1	-	-	-	-	-	-	15
TCH	1	-	-	-	1	-	1	-	14
ESP	-	-	1	-	1	-	2	-	14
CZE	1	-	-	-	1	-	-	1	13
AUT	-	1	-	-	-	-	1	-	9
UKR	-	-	-	1	-	-	1	-	7
CAN	-	-	-	-	1	1	-	-	7
FRA	-	-	-	1	-	-	-	-	5
SLO	-	-	-	-	1	-	-	-	4
BLR	-	-	-	-	-	1	-	1	4
NED	-	-	-	-	-	1	-	1	4
CHN	-	-	-	-	-	1	-	-	3
ITA	-	-	-	-	-	1	-	-	3
JAM	-	-	-	-	-	1	-	-	3
NZL	-	-	-	-	-	1	-	-	3
GHA	-	-	-	-	-	-	1	-	2
YUG	-	-	-	-	-	-	-	1	1
Totals	14	14	14	14	14	14	13	10	498

Final (Sep 5)

1, Tatyana Samolenko	URS	3:58.56												
2, Hildegard Körner	GDR	3:58.67												
3, Doina Melinte	ROU	3:59.27												
4, Cornelia Bürki	SUI	3:59.90												
5, Andrea Lange	GDR	4:00.63												
6, Kirsty Wade	GBR	4:01.41												
7, Diana Richburg	USA	4:01.79												
8, Ely van Hulst	NED	4:03.63												
9, Svetlana Kitova	URS	4:04.66; 10, Linda Sheskey	USA	4:08.33; 11, Debbie Bowker	CAN	4:08.38; 12, Mitica Junghiatu	ROU	4:10.35; 13, Marina Yachmenyova	URS	4:10.51; Sandra Gasser	SUI	DQ (3:59.06); Ulrike Bruns	GDR	DNF

Samolenko emulated Mary Decker's 1983 feat by adding this title to the 3000m gold she had won earlier in the week. The Ukrainian's kick was so feared that the GDR appeared to sacrifice Ulrike Bruns in order to take the sting out of Samolenko's finish.

Bruns set a pace of 62.15, 2:07.16 and 2:39.99 before dropping out. This left Körner in front (1200m: 3:12.74), as planned. Despite the fast pace, Körner continued to run strongly. However, she could not withstand Samolenko who went ahead just 15m from the finish.

The bronze originally went to Gasser, who outkicked Melinte, but the Swiss woman subsequently failed a doping control test to become the first athlete to lose a world championship medal in such circumstances.

First round (First 4 & 3 fastest to final) (Sep 3)

Heat 1: 1, Melinte 4:05.41; 2, Körner 4:05.42; 3, Samolenko 4:05.48; 4, van Hulst 4:05.57; 5, Sheskey 4:06.03; 6, Fatima Aouam MAR 4:07.38; 7, Yvonne Murray GBR 4:07.83; 8, Brit McRoberts CAN 4:08.37; 9, Annika Ericson SWE 4:11.59; 10, Maria Lomba STP 5:01.43; Salina Chirchir KEN DNS

Heat 2: 1, Lange 4:05.18; 2, Gasser 4:05.48; 3, Yachmenyova 4:05.51; 4, Junghiatu 4:05.60; 5, Bowker 4:05.90; 6, Richburg 4:07.10; 7, Brigitte Kraus FRG 4:07.40; 8, Agnese Possamai ITA 4:08.84; 9, Florence Giolitti FRA 4:09.08; 10, Alphochnah Simelane SWZ 4:35.64; 11, Georgina Tomisato ASA 5:49.52

Heat 3: 1, Bruns 4:08.36; 2, Bürki 4:08.39; 3, Kitova 4:08.64; 4, Wade 4:09.06; 5, Paula Ivan ROU 4:09.28; 6, Vera Michallek FRG 4:09.89; 7, Regina Jacobs USA 4:12.52; 8, Christine Pfiltzinger NZL 4:13.59; 9, Mayte Zúñiga ESP 4:16.21; 10, Evelin Adiru UGA 4:17.72; 11, Kiscia Garcia ESA 4:34.76

Tokyo 1991

Final (Aug 31)

1, Hassiba Boulmerka	ALG	4:02.21												
2, Tatyana Dorovskikh	URS	4:02.58												
3, Lyudmila Rogachova	URS	4:02.72												
4, Doina Melinte	ROU	4:03.19												
5, Ellen Kiessling	GER	4:04.75												
6, Kirsty Wade	GBR	4:05.16												
7, Susan Sirma	KEN	4:05.47												
8, Malgorzata Rydz	POL	4:05.52												
9, Letitia Vriesde	SUR	4:05.67; 10, Violeta Beclea	ROU	4:05.86; 11, Debbie Bowker	CAN	4:06.06; 12, PattiSue Plumer	USA	4:06.80; 13, Yvonne Mai	GER	4:07.45; 14, Elena Fidatof	ROU	4:10.15; 15, Raviya Kotovich	URS	4:17.59

The USSR had not selected the world's best 1500m runner of 1991, Natalya Artyomova, who had failed to compete in her national championships. Instead, the USSR's hopes were pinned on defending champion Tatyana Dorovskikh. The Ukrainian had won the 3000m five days before and was hoping to duplicate her 1987 double.

The pace was slow: Rogachova led at 400m in 66.64 and 800m in 2:12.27. Approaching the bell, the 3000m bronze medalist Sirma took over. Melinte, Boulmerka, Dorovskikh, Rogachova and Plumer followed. With 200m remaining, the 34-year-old Melinte made her move. Only Boulmerka and the two Soviets could stay with the Romanian.

Into the finishing straight, Boulmerka spurred ahead. Dorovskikh kicked, but could not catch the Algerian. Rogachova came through for the bronze.

Boulmerka's was the first world title to be won by an African woman, and she made no secret of her excitement. She yelled out something on crossing the line and explained: "That was my cry for joy. This is the first win by a woman from Algeria and I think this is the beginning of a greater role for Algerian women."

1500 Metres

Helsinki 1983

Final (Aug 14)

1, Mary Decker	USA	4:00.90
2, Zamira Zaytseva	URS	4:01.19
3, Yekaterina Podkopayeva	URS	4:02.25
4, Raviya Agletdinova	URS	4:02.67
5, Wendy Sly	GBR	4:04.14
6, Doina Melinte	ROU	4:04.42
7, Gabriella Dorio	ITA	4:04.73
8, Brit McRoberts	CAN	4:05.73

9, Christina Boxer GBR 4:06.74; 10, Cornelia Bürki SUI 4:11.61; 11, Ivana Kleinová TCH 4:15.12; 12, Maria Radu ROU 4:19.03

As she had done in the 3000m final four days earlier, Decker took up the pace. The blustery conditions held her back to 64.04 at 400m and 2:10.92 at 800m. At the bell, Decker led with Zaytseva on her shoulder.

The American tried to pull away on the backstraight. Zaytseva followed and shot ahead on the last bend, before swerving in front of Decker. A gap of five metres opened up in the process. The American looked beaten, but once in the straight, Decker's long, smooth strides enabled her to gain on the straining Soviet. The American regained the lead 10m before the line. In response, Zaytseva overstrode and fell five metres before the line. She managed to roll across the finish in second place.

"She was definitely being competitive," said Decker of Zaytseva's tactics. "Instead of going around, she ran into me. I think the rule is you have to be a full stride ahead before cutting in. She wasn't ahead and she was cutting in."

First round (First 3 & 3 fastest to final) (Aug 12)

Heat 1: 1, Agletdinova 4:10.71; 2, Kleinová 4:10.82; 3, McRoberts 4:10.88; 4, Christiane Wartenberg GDR 4:10.89; 5, Totka Petrova BUL 4:12.31; 6, Cindy Bremser USA 4:14.10; 7, Kiscia Garcia USA 4:40.21; 8, Bigna Samuel STV 4:51.35; 9, Kungu Bankombo COD 4:54.12

Heat 2: 1, Decker 4:07.47; 2, Zaytseva 4:07.64; 3, Sly 4:08.16; 4, Bürki 4:08.61; 5, Radu 4:10.15; 6, Marcianne Mukamurenzi RWA 4:30.58; 7, Vivian Pearson MAW 5:03.70; Aurora Cunha POR DNS

Heat 3: 1, Podkopayeva 4:09.39; 2, Dorio 4:09.45; 3, Melinte 4:09.71; 4, Boxer 4:09.88; 5, Betty van Steenbroek BEL 4:12.93; 6, Marjo Lakka FIN 4:22.33; 7, Halaïh Muhrabi SYR 4:45.62; 8, Khadija Al Matari JOR 5:01.83; Brigitte Kraus FRG DNS

First round (First 4 & 3 fastest to final) (Aug 29)

Heat 1: 1, Sima 4:04.94; 2, Bowker 4:05.07; 3, Plumer 4:05.08; 4, Kotovich 4:05.53; 5, Beclea 4:05.77; 6, Mai 4:06.09; 7, Wade 4:07.22; 8, Yvonne van der Koik NED 4:07.39; 9, Christine Pflitzinger NZL 4:08.43; 10, Khin Khin Htwe MYA 4:12.21; 11, Estela Estevez ESP 4:13.93; 12, Snezana Pajkic YUG 4:14.20; 13, Zheng Lijuan CHN 4:14.95

Heat 2: 1, Boulmerka 4:08.20; 2, Rogachova 4:08.34; 3, Vriesde 4:08.44; 4, Fidatof 4:08.81; 5, Christina Cahill GBR 4:09.01; 6, Darcy Arreola USA 4:13.08; 7, Ivana Kubesová TCH 4:14.69; 8, Leah Pells CAN 4:14.82; 9, Aisling Molloy IRL 4:16.61; 10, Véronique Pongérard FRA 4:16.87; 11, Bigna Samuel STV 4:29.42; 12, Mantokoane Pitso LES 4:42.79; Sandra Gasser SUI DNF; Isabel Elias ANG DNS

Heat 3: 1, Melinte 4:08.78; 2, Kiessling 4:09.23; 3, Dorovskikh 4:09.25; 4, Rydz 4:09.31; 5, Gabriella Dorio ITA 4:09.34; 6, Irimi Theodoridou GRE 4:11.14; 7, Karin Medin SWE 4:12.81; 8, Robyn Meagher CAN 4:12.47; 9, Suzy Hamilton USA 4:15.54; 10, Jana Kuceriková TCH 4:15.69; 11, Tuuli Merikoski FIN 4:17.57; 12, Edith Nakinyi UGA 4:25.43; 13, Gengui Baguepung CHA 4:54.41; Pauline Konga KEN DNS

Stuttgart 1993**Final (Aug 22)**

1,	Liu Dong	CHN	4:00.50
2,	Sonia O'Sullivan	IRL	4:03.48
3,	Hassiba Boulmerka	ALG	4:04.29
4,	Liu Yi	CHN	4:06.06
5,	Angela Chalmers	CAN	4:07.95
6,	Theresia Kiesl	AUT	4:08.04
7,	Anna Brzezińska	POL	4:08.11
8,	Fabia Tralbaldo	ITA	4:08.23
9,	Violeta Beclea ROU	4:08.57;	10, Yan Wei CHN 4:09.05; 11, Carla Sacramento POR 4:09.15; 12, Mayte Zúñiga ESP 4:10.79; 13, Lyudmila Rogachova RUS 4:12.14; 14, Leah Pells CAN 4:13.87; 15, Oksana Mernikova BLR 4:18.93

After their exploits in the Stuttgart 3000m and 10,000m, all eyes were on China's representatives in the last of the women's distance races. A personal best of 4:04.36 in the heats, including a 45.25 last 300m, marked out Liu Dong as the probable winner.

Liu shared the lead with defending champion Boulmerka in the final. The pace was 68.20 and 2:17.58. At precisely 800m, Liu took off and ran clear of the pack with a 60.15 circuit. Incredibly, she managed to accelerate (57.48 last 400m, 42.77 last 300m) and had a winning margin of 30m.

The silver went to a delighted O'Sullivan, who had been favoured to win the 3000m but placed only fourth. A relieved Boulmerka outran the other Chinese finalist, Lu, for the bronze.

"The crowd support was great and cheered me on to my success," said Dong. "I never had any doubts about my victory during the race." In fact, a cynical section of the crowd could be heard booing the sight of another Chinese woman runner sprinting away to victory.

First round (First 4 & 3 fastest to final) (Aug 20)

Heat 1: 1, O'Sullivan 4:05.81; 2, Lu 4:05.97; 3, Kiesl 4:06.89; 4, Zúñiga 4:07.46; 5, Brzezińska 4:08.33; 6, Bettina Andersen DEN 4:09.75; 7, Blandine Bitzner FRA 4:10.70; 8, Alisa Hill USA 4:11.29; 9, Sonia McGeorge GBR 4:12.93; 10, Sarah Howell CAN 4:13.40; 11, Raviya Agletdinova BLR 4:17.43; 12, Laurence Nyonsaba RWA 4:25.70; 13, Raj Kumar Pandey NEP 4:49.22; Lyubov Kremiyova RUS DNS

Heat 2: 1, Boulmerka 4:13.13; 2, Yan 4:13.87; 3, Mernikova 4:13.93; 4, Chalmers 4:13.94; 5, Elena Fidatof ROU 4:14.34; 6, Malgorzata Rydz POL 4:14.75; 7, Gwen Griffiths RSA 4:14.81; 8, Annette Peters USA 4:15.15; 9, Harumi Hiroyama JPN 4:19.67; 10, Vera Chuvashova RUS 4:21.33; 11, Lyudmila Derevyankina KGZ 4:28.39; Alia Almatari JOR & Karolina Tanona FIJ DNS

Heat 3: 1, Liu 4:04.36; 2, Rogachova 4:07.52; 3, Tralbaldo 4:07.95; 4, Sacramento 4:08.32; 5, Beclea 4:08.82; 6, Pells 4:08.97; 7, Sandra Gasser SUI 4:11.75; 8, Andrea Sollaro SVK 4:14.47; 9, Soraya Telles BRA 4:18.67; 10, Gina Procaccio USA 4:29.17; 11, Shirley Cespedes CRC 4:42.15; 12, Martha Portobanco NCA 4:56.22; Simone Wendner GER DNF

Gothenburg 1995**Final (Aug 9)**

1,	Hassiba Boulmerka	ALG	4:02.42
2,	Kelly Holmes	GBR	4:03.04
3,	Carla Sacramento	POR	4:03.79
4,	Angela Chalmers	CAN	4:04.74

5,	Lyudmila Borisova	RUS	4:04.78	
6,	Anna Brzezińska	POL	4:05.65	
7,	Ruth Wysocki	USA	4:07.08	
8,	Mayte Zúñiga	ESP	4:07.27	
9,	Lyudmila Rogachova	RUS	4:07.83;	10, Yvonne Graham JAM 4:08.01; 11, Margarita Maruseva RUS 4:11.64; 12, Malgorzata Rydz POL 4:20.83

Boulmerka added to her reputation as a big-meeting competitor when she made the world championship the only final she would win all year.

The pre-meeting favourite was Commonwealth Champion Holmes, who was drawn with Boulmerka in the two preliminary races. In the final she shadowed the Algerian as Graham set the pace of 67.38 at 400m, 2:12.73 at 800m and 3:17.00 at 1200m. Then Boulmerka started to sprint for home. The British runner responded well and the two ran shoulder to shoulder around the last bend with Holmes on the outside. The Algerian did not yield and edged clear in the straight, clocking 29.5 for the last 200m compared with Holmes's 30.0.

First round (First 6 & 6 fastest to semi-finals) (Aug 6)

Heat 1: 1, Boulmerka 4:11.34; 2, Holmes 4:11.87; 3, Borisova 4:12.07; 4, Thorsett 4:12.10; 5, Sacramento 4:12.12; 6, Zúñiga 4:12.30; 7, Strashilova 4:13.27; 8, Akra 4:13.38; 9, Sakara 4:15.02; 10, Nirmala Bharati NEP 4:53.60

Heat 2: 1, Dulecha 4:17.70; 2, Rogachova 4:18.14; 3, Rydz 4:18.40; 4, Hamilton 4:18.49; 5, Chalmers 4:18.77; 6, Quentin 4:18.86; 7, Bychkovskaya 4:18.97; 8, Svetlana Miroshnik UKR 4:19.12; 9, Khin Khin Htwe MYA 4:26.69; 10, Rosemary Omundsen PNG 4:51.86

Heat 3: 1, Graham 4:13.70; 2, Maruseva 4:13.91; 3, Wysocki 4:13.93; 4, Brzezińska 4:14.34; 5, Kiesl 4:14.52; 6, Pells 4:14.69; 7, Ducret 4:16.21; 8, Dominguez 4:18.61; 9, Bigna Samuel STV 4:25.94; 10, Nompumelelo Zwane SWZ 4:49.32

Semi-finals (First 5 & 2 fastest to final) (Aug 7)

Heat 1: 1, Boulmerka 4:09.13; 2, Holmes 4:09.15; 3, Sacramento 4:10.03; 4, Brzezińska 4:10.75; 5, Maruseva 4:10.92; 6, Blandine Ducret FRA 4:11.11; 7, Petya Strashilova BUL 4:11.62; 8, Leah Pells CAN 4:12.07; 9, Sarah Thorsett USA 4:12.26; 10, Theresia Kiesl AUT 4:12.31; 11, Maria Akra SWE 4:13.16; 12, Marta Dominguez ESP 4:18.72

Heat 2: 1, Rydz 4:08.70; 2, Rogachova 4:08.72; 3, Borisova 4:08.83; 4, Chalmers 4:08.92; 5, Wysocki 4:09.03; 6, Zúñiga 4:09.61; 7, Graham 4:09.92; 8, Suzy Hamilton USA 4:10.28; 9, Frédérique Quentin FRA 4:11.66; 10, Kutre Dulecha ETH 4:11.86; 11, Yelena Bychkovskaya BLR 4:15.99; 12, Julia Sakara ZIM 4:16.67

Athens 1997**Final (Aug 5)**

1,	Carla Sacramento	POR	4:04.24
2,	Regina Jacobs	USA	4:04.63
3,	Anita Weyermann	SUI	4:04.70
4,	Mayte Zúñiga	ESP	4:04.80
5,	Leah Pells	CAN	4:06.18
6,	Andrea Šuldesová	CZE	4:06.33
7,	Olga Nelyubova	RUS	4:07.34
8,	Sonia O'Sullivan	IRL	4:07.81
9,	Kutre Dulecha ETH	4:08.15;	10, Malin Ewerlöf SWE 4:08.68; 11, Robyn Meagher CAN 4:10.83; 12, Malgorzata Rydz POL 4:13.25

The eagerly awaited race between Olympic Champion Masterkova and 1997 world leader Holmes never came to pass. Injured forced Holmes to a walk in her heat and reduced Masterkova to limping home last in her semi. That made the final wide open and after three slow laps in the lead by Ewerlöf it was down to the best sprinter. That proved to be Sacramento but her 60.9 last lap hardly compared with Holmes' 59.7 in her Commonwealth record of 3:58.07 or Masterkova's 60.0 finale to her 4:00.83 victory in the Atlanta Olympics. Jacobs, who had been thrown off stride along the final back straight by 19 year-old world junior 3000m champion Weyermann, did well to regain her composure and take the silver.

First round (First 6 & 6 fastest to semi-finals) (Aug 2)

Heat 1: 1, O'Sullivan 4:08.90; 2, Nelyubova 4:09.02; 3, Pells 4:09.25; 4, Ewerlöf 4:09.28; 5, Wüstenhagen 4:09.34; 6, Quentin 4:11.10; 7, Karolina Skouri GRE 4:11.88; 8, Nouria Benida-Merah ALG 4:12.21; 9, Sarah Thorsett USA 4:17.07; 10, Samira Raif MAR 4:19.54; 11, Kelly Holmes GBR no time taken

Heat 2: 1, Dulecha 4:07.70; 2, Jacobs 4:07.90; 3, Zúñiga 4:08.09; 4, Kiesl 4:08.13; 5, Pavay 4:08.23; 6, Weyermann 4:08.30; 7, Maruseva 4:08.45; 8, Butler 4:08.87; 9, Šuldesová 4:09.49; 10, Tatyana Belovol UKR 4:12.17; 11, Helena Javornik SLO 4:16.21; Natalia Al-Farran LIB DNS

Heat 3: 1, Hamilton 4:10.12; 2, Sacramento 4:10.13; 3, Rydz 4:10.17; 4, Masterkova 4:10.22; 5, Crowley 4:10.23; 6, Djaté-Taillard 4:10.37; 7, Meagher

4:10.44; 8, Delahunty 4:10.45; 9, Ivanova 4:10.79; 10, Sylvia Kühnemund GER 4:11.21; 11, Monika Kinnunen FIN 4:11.71; 12, Shura Hotesa ETH 4:21.27

Semi-finals (First 5 & 2 fastest to final) (Aug 3)

Heat 1: 1, Nelyubova 4:04.67; 2, Sacramento 4:04.69; 3, Jacobs 4:04.97; 4, O'Sullivan 4:05.31; 5, Weyermann 4:05.71; 6, Zúñiga 4:06.66; 7, Rydz 4:06.86; 8, Kaitly Butler CAN 4:07.68; 9, Natalya Ivanova UKR 4:10.39; 10, Patricia Djaté-Dath FRA 4:10.85; 11, Jo Pavay GBR 4:11.22; 12, Carmen Wüstenhagen GER 4:15.08

Heat 2: 1, Ewerlöf 4:06.75; 2, Pells 4:06.76; 3, Dulecha 4:06.90; 4, Šulesová 4:07.02; 5, Meagher 4:07.06; 6, Suzy Hamilton USA 4:07.19; 7, Sinead Delahunty IRL 4:07.46; 8, Theresia Kiesel AUT 4:07.89; 9, Margaret Crowley AUS 4:10.37; 10, Margarita Marusova RUS 4:14.98; 11, Frédérique Quentin FRA 4:16.15; 12, Svetlana Masterkova USA 4:22.74

Seville 1999

Final (Aug 29)

1,	Svetlana Masterkova	RUS	3:59.53
2,	Regina Jacobs	USA	4:00.35
3,	Kutre Dulecha	ETH	4:00.96
4,	Violeta Szekely	ROU	4:00.98
5,	Carla Sacramento	POR	4:01.29
6,	Elena Buhaianu	ROU	4:04.27
7,	Anna Jakubczak	POL	4:04.40
8,	Ana Amelia Menéndez	ESP	4:04.72

9, Lidia Chojecka POL 4:05.55; 10, Maria Runyan USA 4:06.45; 11, Jackie Maranga KEN 4:07.28; 12, Anita Weyermann SUI 4:17.86

Stating that the 800m was merely preparation for this event, Masterkova added this gold medal to the ones she gained at the 1996 Olympics and 1998 European Championships. To the credit of her opponents they made it a fast race, hoping her legendary finish could be blunted, but it turned out to be a lost cause. Buhaianu opened up a substantial lead on the first lap (63.87) and was still ahead, but only just, at 800m (2:12.89). Jacobs and title holder Sacramento made the third lap a quick one at 63.10 but with 200m to go, with Sacramento in front, there were still five runners in contention. Masterkova sped past, with Jacobs in her slipstream, at the start of the finishing straight, with Dulecha and Szekely also overtaking the Portuguese runner. The Spanish-based Masterkova ran a last lap of 58.4, while Jacobs – clocking 4:00.35 a day after her 36th birthday – broke a personal best which had stood since 1988! Mérah-Benida, who would bring off a sensational Olympic victory the following year, was eliminated in her heat in 4:08.90.

First round (First 5 & 2 fastest to final) (Aug 27)

Heat 1: 1, Szekely 4:05.00; 2, Menéndez 4:05.21; 3, Sacramento 4:05.21; 4, Runyan 4:05.27; 5, Jakubczak 4:05.71; 6, Hayley Tullett GBR 4:05.72; 7, Olga Nelyubova RUS 4:06.01; 8, Malin Ewerlöf SWE 4:07.67; 9, Nouria Mérah-Benida ALG 4:08.90; 10, Nuria Fernández ESP 4:09.39; 11, Leah Pells CAN 4:10.76; 12, Judith Varga HUN 4:16.66; 13, Stephanie Best USA 4:19.87; Ebru Kavaklioglu TUR DNS; Erdenetuya Sukhbaatar MGL DNS

Heat 2: 1, Jacobs 4:04.75; 2, Masterkova 4:04.83; 3, Weyermann 4:04.88; 4, Dulecha 4:04.93; 5, Buhaianu 4:04.97; 6, Maranga 4:04.98; 7, Chojecka 4:05.16; 8, Lyudmila Rogachova RUS 4:05.72; 9, Maite Zúñiga ESP 4:06.75; 10, Robyn Meagher CAN 4:06.88; 11, Helen Pattinson GBR 4:12.17; 12, Elaine Fitzgerald IRL 4:12.77; 13, Frédérique Quentin FRA 4:14.76; 14, Julia Sakara ZIM 4:19.65

Edmonton 2001

Final (Aug 7)

1,	Gabriela Szabo	ROU	4:00.57
2,	Violeta Szekely	ROU	4:01.70
3,	Natalya Gorelova	RUS	4:02.40
4,	Carla Sacramento	POR	4:03.96
5,	Lidia Chojecka	POL	4:06.70
6,	Natalia Rodríguez	ESP	4:07.10
7,	Alesya Turova	BLR	4:07.25
8,	Süreyya Ayhan	TUR	4:08.17

9, Yuliya Kosenkova RUS 4:08.84; 10, Mardrea Hyman JAM 4:12.48; 11, Leah Pells CAN 4:15.34; 12, Nuria Fernández ESP 4:17.86

This event was dominated by the two Romanians, the two-time 5000m Champion Szabo and the 36 year-old Szekely, unbeaten outdoors at 1500m so far in 2001. It was common knowledge that the two were not

the best of friends, with Szekely reportedly suing Szabo for \$225,000 after calling her "ugly" in magazine and television interviews.

In the final, Ayhan led for a lap (63.78) before Gorelova took up the pace and kept it quick (800m: 2:08.95, 1100m: 2:58.09, 1200m: 3:14.45). Szekely was in second place, tracked by Szabo and 1997 winner Sacramento. With 200m to go, Szabo overtook Szekely and waited behind Gorelova until the finishing straight, when she kicked again to win by a clear margin. Szekely came through for the silver, but was never in the hunt for gold.

After the finish, Szabo took Szekely's hand and the two jogged a victory lap together. "I congratulate Gabriela on her win," said Szekely, "but that is not to say that I forgive her for all that has happened between us."

First round (First 6 & 6 fastest to semi-finals) (Aug 4)

Heat 1: 1, Ayhan 4:07.97; 2, Sacramento 4:08.79; 3, Hyman 4:08.84; 4, Hamilton 4:08.89; 5, Kosenkova 4:09.17; 6, Rodríguez 4:09.86; 7, Dejaeghere 4:13.07; 8, Mérah-Benida 4:15.06; 9, Irina Krakoviak LTU 4:16.24; 10, Elena Iagăr ROU 4:24.72; 11, Lamberthe Nyabamankazi RWA 4:31.11; 12, Elisa Vagnini SMR 4:40.01; Irina Lischinskaya UKR DNF

Heat 2: 1, Szabo 4:10.77; 2, Chojecka 4:10.82; 3, Pells 4:11.17; 4, Gorelova 4:11.34; 5, Friedrich 4:11.35; 6, Yordanova 4:12.29; 7, Lan 4:12.92; 8, Nigusie 4:13.02; 9, Pattinson 4:13.06; 10, René Kalmer RSA 4:17.97; 11, Evelyn Guerra PAN 4:44.69; Regina Jacobs USA DNF; Rosa Albama Saul ANG DNS

Heat 3: 1, Szekely 4:13.19; 2, Tullett 4:13.60; 3, Nelyubova 4:13.61; 4, Schwald 4:13.69; 5, Turova 4:13.72; 6, Fernández 4:13.90; 7, Fischer 4:14.34; 8, Li Jingnan CHN 4:15.30; 9, Georgie Clarke AUS 4:15.31; 10, Heidi Jensen DEN 4:17.35; 11, Hanane Sabri-Baala FRA 4:29.47; 12, Sonia Lopes CPV 5:13.80; 13, Fatouma Ali NIG 5:31.57

Semi-finals (First 6 to final) (Aug 5)

Heat 1: 1, Szekely 4:10.30; 2, Ayhan 4:10.36; 3, Sacramento 4:11.23; 4, Turova 4:11.43; 5, Fernández 4:11.44; 6, Kosenkova 4:11.46; 7, Sarah Schwald USA 4:11.74; 8, Veerle Dejaeghere BEL 4:15.70; 9, Helen Pattinson GBR 4:16.39; Kathleen Friedrich GBR DNF; Daniela Yordanova BUL DNF; Olga Nelyubova RUS DNS

Heat 2: 1, Szabo 4:07.40; 2, Gorelova 4:07.47; 3, Chojecka 4:08.37; 4, Pells 4:08.49; 5, Rodríguez 4:08.49; 6, Hyman 4:08.58; 7, Sabine Fischer SU 4:09.66; 8, Lan Lixin CHN 4:11.09; 9, Hayley Tullett GBR 4:13.95; 10, Abebech Nigusie ETH 4:29.57; Suzy Favor Hamilton USA DNF; Nouria Mérah-Benida ALG DNS

Paris 2003

Final (Aug 31)

1,	Tatyana Tomashova	RUS	3:58.52
2,	Süreyya Ayhan	TUR	3:59.04
3,	Hayley Tullett	GBR	3:59.95
4,	Yekaterina Rozenberg	RUS	4:00.59
5,	Jackline Maranga	KEN	4:01.64
6,	Naomi Mugo	KEN	4:02.33
7,	Daniela Yordanova	BUL	4:02.34
8,	Yelena Zadorozhnaya	RUS	4:02.46

9, Maria Cioncan ROU 4:02.80; 10, Jo Pavay GBR 4:03.03; 11, Nelya Neporadna UKR 4:04.44; 12, Jolanda Ceplak SLO 4:14.18

Since her good showing in Edmonton, Ayhan had made a spectacular improvement with front-running victories at the 2002 European Championships, World Cup and in the Golden League. In Zurich on August 15 she had beaten a world-class field by 30m in 3:55.60, the world's fastest since 1997.

In Paris she raced off again to a 60.50 first lap, quicker than she went in the Zurich race. This time she was not able to build up a commanding lead and a 66.26 second lap by the Turk enabled Zadorozhnaya (running her fifth race in six days) and Rozenberg to close in. Just after the bell (2:56.58), Zadorozhnaya nipped ahead, only for Ayhan to respond with a 15.2 100m down the backstraight. This put her into a 6m lead but she was to pay the price for that spurt. The Turk had no answer when Tomashova challenged 40m from home. The long-haired Russian went on to win with a personal best from Ayhan, while Tullett improved from seventh at the bell to take the bronze.

"I had big psychological pressure on my shoulders," remarked the crestfallen Ayhan.

Regina Jacobs – the silver medallist from 1997 and 1999 – reached the semi-finals this time but was ultimately disqualified after it was found that she had tested positive for tetrahydrogestrinone (or THG) at the US Championships in June 2003. It should be noted that both Tomashova and Ayhan were also disqualified for doping violations later in their careers.

First round (First 6 & 6 fastest to semi-finals) (Aug 27)

Heat 1: 1, Ayhan 4:08.12; 2, Pavay 4:08.60; 3, Zadorozhnaya 4:08.93; 4, Fernández 4:09.07; 5, Lishchynska 4:09.48; 6, Mugo 4:11.95; 7, Hyman 4:14.17; 8, Meskerem Legesse ETH 4:16.38; 9, Gabriela Traña CRC 4:32.58; 10, Roda Ali Wais DJI 5:10.16; Jacobs DQ (4:0.8.64)

Heat 2: 1, Cioncan 4:10.16; 2, Tullett 4:10.53; 3, Tomashova 4:10.95; 4, Turova 4:11.26; 5, Čeplak 4:11.26; 6, Maranga 4:11.38; 7, García 4:11.84; 8, Varga 4:11.89; 9, Veerle Dejaeghere BEL 4:19.08; 10, Rosa Sauli ESP 4:20.99

Heat 3: 1, Martins 4:12.53; 2, Rozenberg 4:12.54; 3, Neprađna 4:12.71; 4, Cucerzan 4:12.79; 5, Yordanova 4:12.98; 6, Dulecha 4:13.01; 7, Sacramento 4:13.70; 8, Rodríguez 4:14.08; 9, Daniela Kuleska MKD 4:29.65; Kelly Holmes GBR DNS

Semi-finals (First 5 & 2 fastest to final) (Aug 29)

Heat 1: 1, Cioncan 4:03.40; 2, Ayhan 4:03.60; 3, Pavay 4:03.78; 4, Tullett 4:03.85; 5, Neprađna 4:04.24; 6, Mugo 4:04.54; 7, Yordanova 4:04.83; 8, Judit Varga HUN 4:06.64; 9, Kutre Dulecha ETH 4:06.66; 10, Maria Martins FRA 4:08.30; 11, Natalia Rodriguez ESP 4:08.80; 12, Mardrea Hyman JAM 4:13.95

Heat 2: 1, Tomashova 4:05.38; 2, Rozenberg 4:05.51; 3, Maranga 4:05.63; 4, Čeplak 4:05.84; 5, Zadorozhnaya 4:05.86; 6, Alesya Turova BLR 4:07.26; 7, Nuria Fernández ESP 4:09.69; 8, Alina Cucerzan ROU 4:11.99; 9, Irina Lishchynska UKR 4:12.01; 10, Carla Sacramento POR 4:13.14; 11, Dori García ESP 4:16.28; Regina Jacobs USA DQ (4:0.8.92)

Helsinki 2005**Final (Aug 14)**

1, Tatyana Tomashova RUS 4:00.35
2, Olga Yegorova RUS 4:01.46
3, Bouchra Ghezzielle FRA 4:02.45
4, Yelena Soboleva RUS 4:02.48
5, Maryam Jamal BRN 4:02.49
6, Natalia Rodríguez ESP 4:03.06
7, Anna Jakubczak POL 4:03.38
8, Gelete Burka ETH 4:04.77
9, Carmen Douma-Hussar CAN 4:05.08; 10, Helen Clitheroe GBR 4:05.19; 11, Irina Krakoviak LTU 4:08.18; Yuliya Chizhenko RUS DQ (r163.2) (4:00.93)

Undeafed Jamal and Russian Champion Chizhenko were the heat winners. Only Russia had more than one qualifier for the final...with four! Soboleva led the field through three laps in the final [66.28-2:12.68-3:16.97], passing the bell in the final [66.28-2:12.68-3:16.97], passing the bell in the final [66.28-2:12.68-3:16.97], passing the bell in the back straight, but was quickly caught by the Russians. Chizhenko went by Jamal on the inside, catching her with her arm, and knocking her off stride. Tomashova caught Chizhenko with 50m to go and won by 4m, from her team-mate and Yegorova. Chizhenko was then disqualified after a Bahraini protest. Tomashova ran her last lap in 58.8, and became the first female 1500m runner to win consecutive titles. As she had finished eighth in her only completed race in 2005 prior to Helsinki, it was a remarkable triumph.

First round (First 5 & 2 fastest to final) (Aug 12)

Heat 1: 1, Jamal 4:10.58; 2, Tomashova 4:10.74; 3, Jakubczak 4:11.28; 4, Yegorova 4:11.64; 5, Rodríguez 4:11.82; 6, Hind Dehiba FRA 4:12.23; 7, Alesya Turova BLR 4:14.21; 8, Eleonora Berlanda ITA 4:14.54; 9, Konstadina Etedaki GRE 4:15.00; 10, Nelya Neprađna UKR 4:15.46; 11, Nancy Jebet Lagat KEN 4:16.13; 12, Trieniore Clement USA 4:16.51; 13, Mestawet Tadese ETH 4:20.20; Nahida Touhami ALG DNS

Heat 2: 1, Chizhenko 4:07.26; 2, Burka 4:07.35; 3, Soboleva 4:07.69; 4, Ghezzielle 4:07.87; 5, Douma-Hussar 4:08.73; 6, Krakoviak 4:09.11; 7, Clitheroe 4:09.13; 8, Wioletta Janowska POL 4:09.90; 9, Daniela Yordanova BUL 4:11.64; 10, Corina Dumbraveanu ROU 4:12.35; 11, Maria Martins FRA 4:14.12; 12, Nuria Fernández ESP 4:14.45; 13, Johanna Risku FIN 4:15.44; 14, Trine Pilskog NOR 4:18.63; 15, Sonia Lopes CPV 4:51.29

Osaka 2007**Final (Sep 2)**

1, Maryam Jamal BRN 3:58.75
2, Iryna Lishchynska UKR 4:00.69
3, Daniela Yordanova BUL 4:00.82
4, Mariem Alaoui Selsouli MAR 4:01.52
5, Viola Kibiwit KEN 4:02.10
6, Agnes Samaria NAM 4:07.61
7, Nataliya Pantelyeva RUS 4:07.82
8, Lidia Chojecka POL 4:08.64

9, Nataliya Tobias UKR 4:10.56; 10, Iris Maria Fuentes-Pila ESP 4:14.00; Yelena Soboleva RUS DQ (r40.8) (3:58.99); Yuliya Fomenko RUS DQ (r40.8) (4:02.46)

Leading into Osaka, Jamal, Soboleva and Gelete Burka (ETH) had the top seven times of the year, but Burka opted for the 5000m. The preliminary rounds saw only one race quicker than 4:09, won by Lishchynska in 4:03.84, from Soboleva. The Russian, who had beaten Jamal twice during the summer, took the pacemaking duties on in the final, passing 400m in 65.82, and then speeding up through laps of 63.75 and 63.09. Jamal was on Soboleva's shoulder at the 1200m mark, and went past shortly after. A quickly-gained lead of just over a metre was maintained all the way to the line, though Soboleva fought hard to close the gap. The two finished 15m clear of Lishchynska, who had moved from fifth to third in the last 100m, as Selsouli, third for most of the last lap, faded badly in the last 50m. Jamal's win was the first for a Bahraini woman in the World Championships, though she had been born in Ethiopia.

Soboleva went on to take the World Indoor title in Valencia 2008, but then the following July was suspended for doping offences by the IAAF along with six of her compatriots. They were charged with having manipulated their urine samples (in spring 2007) after DNA testing had appeared to show that the samples did not belong to the athletes concerned. They were initially banned by the All-Russia Athletic Federation for two years starting from April and May of 2007 (April 26 in Soboleva's case), which meant that they would be clear to compete at the 2009 World Championships. In November 2008, the IAAF appealed to the Court of Arbitration for Sport against the decision of the ARAF on the grounds that the start of the sanction could not be backdated to before the initial suspension, and that in the circumstances, the period of suspension ought to be greater than the minimum of two-years.

In July 2009 the CAS ruled against the ARAF and the Russian group's suspension was fixed at two years nine months. Therefore, their period of ineligibility lasted to April 30, 2011. The seven guilty women were Soboleva, Fomenko (originally second and seventh at 1500m in Osaka), Svetlana Cherkasova (eliminated in first round of the Osaka 800m), Gulfiya Khanafeyeva (10th in Osaka Hammer Throw), Darya Pishchalnikova (Osaka Discus Throw silver), and former World Champions Tatyana Tomashova and Olga Yegorova. All the Osaka medals and placings gained by those listed were annulled.

First round (First 6 & 6 fastest to semi-finals) (Aug 29)

Heat 1: 1, Alaoui Selsouli 4:09.05; 2, Jamal 4:09.47; 3, Chojecka 4:09.52; 4, Fuentes-Pila 4:09.58; 5, Stellingwerf 4:09.60; 6, Westley 4:09.67; 7, Jamieson 4:10.02; 8, Pantelyeva 4:10.69; 9, Golovchenko 4:10.98; 10, Christy Wurth-Thomas USA 4:20.21; 11, Mika Yoshikawa JPN 4:21.64; 12, Aishath Reesha MDV 5:45.25; Maria Martins FRA DNF

Heat 2: 1, Fomenko 4:09.57; 2, Lishchynska 4:10.03; 3, Kibiwit 4:10.53; 4, Yordanova 4:10.61; 5, Dobrisky 4:10.61; 6, Donohue 4:10.89; 7, Checa 4:11.24; 8, Nahida Touhami ALG 4:14.38; 9, Cristina Vasiliou ROU 4:15.43; 10, Wioletta Janowska POL 4:18.59; 11, Ragnhild Kvarberg NOR 4:21.22; 12, Siham Hilali MAR 4:22.12

Heat 3: 1, Soboleva 4:10.45; 2, Clement 4:10.85; 3, Samaria 4:10.96; =4, Roman & Nyarui 4:11.04; 6, Corrigan 4:11.11; 7, Tobias 4:11.22; 8, Muncan 4:11.24; 9, Bouchra Chaabi MAR 4:11.51; 10, Carmen Douma-Hussar CAN 4:12.10; 11, Liu Qing CHN 4:12.71; 12, Mestawet Tadese ETH 4:20.46; 13, Wanumbi Kapia COU 5:45.99

Semi-finals (First 5 & 2 fastest to final) (Aug 31)

Heat 1: 1, Jamal 4:14.86; 2, Pantelyeva 4:15.22; 3, Fomenko 4:15.28; 4, Samaria 4:15.36; 5, Tobias 4:15.43; 6, Hilary Stellingwerf CAN 4:15.99; 7, Sarah Jamieson AUS 4:16.20; 8, Abby Westley GBR 4:16.21; 9, Erin Donohue USA 4:16.41; 10, Tatyana Golovchenko UKR 4:17.97; 11, Dolores Checa ESP 4:20.44; 12, Veronica Nyarui KEN 4:21.50

Heat 2: 1, Lishchynska 4:03.84; 2, Soboleva 4:03.87; 3, Kibiwit 4:03.97; 4, Yordanova 4:04.19; 5, Alaoui Selsouli 4:05.25; 6, Chojecka 4:05.80; 7, Fuentes-Pila 4:06.99; 8, Marina Muncan SRB 4:08.02; 9, Trieniore Clement USA 4:08.32; 10, Lisa Dobrisky GBR 4:08.39; 11, Sonja Roman SLO 4:08.60; 12, Lisa Corrigan AUS 4:08.79

Berlin 2009**Final (Aug 23)**

1, Maryam Jamal BRN 4:03.74
2, Lisa Dobrisky GBR 4:03.75
3, Shannon Rowbury USA 4:04.18
4, Nuria Fernández ESP 4:04.91
5, Christin Wurth-Thomas USA 4:05.21

6,	Anna Willard	USA	4:06.19
7,	Lidia Chojecka	POL	4:07.17
8,	Natalya Yevdokimova	RUS	4:07.71
9, Kalkedan Gezahegn ETH 4:08.81; 10, Gelete Burka ETH 4:11.21; Natalia Rodriguez ESP DQ (r163.2) (4:03.36); Mariem Alaoui Selsouli MAR DQ (r40.8) (DNS)			

Two of the three heats featured falls by athletes who were then put through to the next round on appeal. The drama continued in the semi-finals which saw the surprising elimination of Olympic Champion Langat and, inexplicably, 3:58.38 performer Alminova. Jamal was left as favourite to retain her title.

Burka, who had won five of her six preceding races, set a modest pace for the first two laps (66.66/68.47) before speeding up with a 62.24 third lap. The Ethiopian now led by a metre from Jamal, and Rodriguez was a further metre behind, with Dobriskey on her outside. With 200m to go, the Spaniard attempted to overtake Burka on the inside, but there was no gap there and she pushed the Ethiopian, causing her to fall. Jamal went clear, then Rodriguez caught her with 75m remaining, and crossed the line 3m ahead in 4:03.36. Jamal just held off Dobriskey. The television replays appeared to confirm that Rodriguez would be disqualified, and this news was swiftly confirmed. Jamal thus retained her title.

Selsouli (fourth in Osaka) comfortably qualified for the final, but was withdrawn after it was confirmed that she had failed an out-of-competition doping test on August 2. She became the second Moroccan in Berlin to cheat another athlete out of a World Championship final place, the other was steeplechaser Jamel Chatbi.

First round (First 6 & 6 fastest to semi-finals) (Aug 18)

Heat 1: 1, Jamal 4:08.76; 2, Fernández 4:08.79; 3, Assefa 4:08.86; 4, Lishchynska 4:08.95; 5, Krakoviak 4:08.96; 6, Kibiwott 4:09.18; 7, Chojecka 4:09.38; 8, Oksana Zbrozhek RUS 4:09.84; 9, Charlene Thomas GBR 4:09.91; 10, Rowbury 4:10.30; 11, Marina Muncan SRB 4:15.18; 12, Eliane Saholinirina MAD 4:16.63; 13, Eva Pereira CPV 5:04.95; Selsouli DQ (r40.8) (4:08.86)

(Rowbury was allowed to advance to semi final by decision of the Referee who concluded that she had been unintentionally disadvantaged by an incident involving Assefa)

Heat 2: 1, Burka 4:07.75; 2, Rodríguez 4:07.84; 3, Dobriskey 4:07.90; 4, Yevdokimova 4:08.06; 5, Willard 4:08.13; 6, Lakhoud 4:08.21; 7, Belete 4:08.36; 8, Hamblin 4:09.60; 9, Déhiba 4:11.41; 10, Tamara Tverdstup UKR 4:13.36; 11, Susan Kuijken NED 4:18.10; 12, Irene Jelagat KEN 4:27.36; 13, Aldy Villalobos NCA 4:50.55; Alemtu Bekele TUR DQ (r40.1) (4:13.69)

(Déhiba was allowed to advance to semi final by decision of the Referee who concluded that she had been unintentionally disadvantaged the fall of Jelegat)

Heat 3: 1, Langat 4:08.16; 2, Gezahegn 4:08.23; 3, Wurth-Thomas 4:08.23; 4, Ejdsy 4:08.59; 5, Roman 4:08.65; 6, Mishchenko 4:09.26; 7, I Fuentes-Pila 4:09.71; 8, Adrienne Herzog NED 4:10.10; 9, Siham Hilali MAR 4:10.57; 10, Deirdre Byrne IRL 4:12.19; 11, Stephanie Twell GBR 4:18.23; 12, Sladjana Pejovic MNE 4:28.67; 13, Francine Nzilampa COD 4:30.56; Alminova (r40.8) (4:08.13) (Qualified for semi-finals but disqualified in retrospect)

Semi-finals (First 5 & 2 fastest to final) (Aug 21)

Heat 1: 1, Jamal 4:03.64; 2, Rodríguez 4:03.73; 3, Dobriskey 4:03.84; 4, Wurth-Thomas 4:04.16; 5, Gezahegn 4:04.75; 6, Yevdokimova 4:04.93; 7, Chojecka 4:06.53; 8, Viola Kibiwott KEN 4:06.88; 9, Iris Fuentes-Pila ESP 4:07.10; 10, Sonja Roman SLO 4:07.20; 11, Btissam Lakhoud MAR 4:08.72; 12, Anna Mishchenko UKR 4:11.02; 13, Irina Krakoviak TUR 4:12.54

Heat 2: 1, Burka 4:10.19; 2, Willard 4:10.47; 3, Rowbury 4:10.51; 4, Fernández 4:10.64; 5, Nikki Hamblin NZL 4:10.96; 6, Nancy Jebet Langat KEN 4:11.10; 7, Hind Déhiba FRA 4:11.22; 8, Sylvia Ejdsy POL 4:11.33; 9, Mimi Belete BRN 4:13.30; Selsouli DQ (r40.8) (4:10.46); Anna Alminova RUS DQ (r40.8) (4:12.55); Iryna Lishchynska UKR DNF; Meskerem Assefa ETH DNS

The final was led by Belete through 400m in a slow 68.78, and she continued in front through 800m (2:13.94) to 950m, when Kenya's Obiri fell, taking Uceny with her and causing defending champion Jamal to be badly spiked.

Rodriguez passed Belete at the bell (3:03.47) and held the lead to the finishing straight, followed in close order by Gezahegn, Lakhoud and Simpson who had gradually progressed from seventh place at 1200m. In the closing stages it was the number two American who was the strongest, finishing two metres clear of England, who progressed from seventh to second in the straight. The winner remarked "The last few metres I was thinking about what this could mean for my life and family and my little sisters starting in the army. I was thinking [let's get that anthem played.]"

The event was tainted by the appearance of four women who were ultimately disqualified for doping offences.

First round (First 6 & 6 fastest to semi-finals) (Aug 28)

Heat 1: 1, England 4:13.45; 2, Belete 4:13.50; 3, Hilali 4:13.59; 4, Yevdokimova 4:14.36; 5, Langat 4:14.37; 6, Rowbury 4:14.43; 7, Gezahegn 4:14.45; 8, Isabel Macías ESP 4:14.75; 9, Tandive Nyathi ZIM 4:32.79; 10, Nikki Hamblin NZL 4:36.70; Anzhelika Shevchenko UKR DQ (r40.8) (4:16.22)

Heat 2: 1, Karakaya 4:10.38; 2, Lakhoud 4:10.71; 3, Kibiwott 4:10.74; 4, Rodríguez 4:10.76; 5, Simpson 4:10.84; 6, Genzebe Shumi BRN 4:12.32; 7, Meskerem Assefa ETH 4:12.43; 8, Lisa Dobriskey GBR 4:12.70; 9, Glady Landaverde ESA 4:28.50; Tobias DQ (r40.8) (4:10.99); Syreva DQ (r40.8) (4:11.24); Natalia Kareiva BLR DQ (r40.8) (4:12.03)

Heat 3: 1, Jamal 4:07.04; 2, Fernández 4:07.29; 3, Uceny 4:07.43; 4, Obiri 4:07.59; 5, Martynova 4:07.76; 6, Burka 4:07.91; 7, Çakir 4:08.05; 8, Måkestad Bovim 4:08.26; 9, McKnight 4:08.74; 10, Pliš 4:08.83; 11, Mishchenko 4:09.02; 12, Malika Akkaoui MAR 4:14.79

Semi-finals (First 5 & 2 fastest to final) (Aug 30)

Heat 1: 1, Karakaya 4:08.58; 2, Obiri 4:08.93; 3, Gezahegn 4:08.96; 4, Jamal 4:08.96; 5, Uceny 4:09.03; 6, Nuria Fernández ESP 4:09.53; 7, Siham Hilali MAR 4:09.84; 8, Anna Mishchenko UKR 4:09.78; 9, Kalia McKnight AUS 4:10.83; 10, Renata Pliš POL 4:11.12; 11, Shannon Rowbury USA 4:11.49; 12, Natalya Yevdokimova RUS 4:11.70; Olesya Syreva RUS DQ (r40.8) (4:09.83)

Heat 2: 1, Rodríguez 4:07.88; 2, Simpson 4:07.90; 3, Måkestad Bovim 4:08.03; 4, Lakhoud 4:08.10; 5, England 4:08.31; 6, Belete 4:08.42; 7, Viola Kibiwott KEN 4:08.64; 8, Yekaterina Martynova RUS 4:08.67; 9, Asli Çakir TUR 4:11.51; 10, Nancy Jebet Langat KEN 4:12.92; Gelete Burka ETH DNF; Tobias DQ (r40.8) (4:07.99)

Moscow 2013

Final (Aug 15)

1,	Abeba Aregawi	SWE	4:02.67
2,	Jenny Simpson	USA	4:02.99
3,	Hellen Obiri	KEN	4:03.86
4,	Hannah England	GBR	4:04.98
5,	Faith Kipyegon	KEN	4:05.08
6,	Yekaterina Sharmina	RUS	4:05.49
7,	Zoe Buckman	AUS	4:05.77
8,	Genzebe Dibaba	ETH	4:05.99

9, Nancy Langat KEN 4:06.01; 10, Mary Cain USA 4:07.19; 11, Siham Hilali MAR 4:09.16; 12, Yelena Korobkina RUS 4:10.18

The final was led early on by Simpson, with Obiri and Aregawi close behind. The defending champion passed 400m in a transponder time of 65.76, but slowed to 2:13.95 at 800m, with the field now closely bunched. Simpson reached the bell in 3:03.75 with only 17 year-old Cain detached from the pack of contenders. Aregawi – the 2013 world leader and undefeated at five Diamond Leagues – went to the front with 280m remaining. She was chased hard by Simpson but held on to win as the two clocked closing 200m transponder times of 28.79 and 29.06 respectively. Obiri took third ahead of England who progressed to fourth from seventh place in the last half-lap.

First round (First 6 & 6 fastest to semi-finals) (Aug 11)

Heat 1: 1, Aregawi 4:07.66; 2, Hilali 4:07.82; 3, Podocynova 4:07.87; 4, Langat 4:07.98; 5, Pliš 4:08.20; 6, Cain 4:08.21; 7, Van Buskirk 4:08.65; 8, Gega 4:08.76; 9, Koster 4:08.99; 10, Gelete Burka ETH 4:11.26; 11, Laura Weightman GBR 4:14.38; 12, Rosibel García COL 4:15.38; 13, Amela Terzić SRB 4:27.89

Heat 2: 1, Buckman 4:08.99; 2, Simpson 4:07.16; 3, Sharmina 4:07.17; 4, Arrafi 4:07.84; 5, Kipyegon 4:08.66; 6, Belete 4:09.27; 7, Sheila Reid CAN 4:10.90; 8, Margherita Magnani ITA 4:11.15; 9, Senbera Teferi ETH 4:11.41; 10, Cory McGee USA 4:12.33; 11, Bethem Desalegn UAE 4:12.97; 12, Eliane Sahalinirina MAD 4:18.04

Daegu 2011

Final (Sep 1)

1,	Jenny Simpson	USA	4:05.40
2,	Hannah England	GBR	4:05.68
3,	Natalia Rodríguez	ESP	4:05.87
4,	Btissam Lakhoud	MAR	4:06.18
5,	Kalkidan Gezahegne	ETH	4:06.42
6,	Ingvill Måkestad Bovim	NOR	4:06.85
7,	Mimi Belete	BRN	4:07.60
8,	Tuğba Karakaya	TUR	4:08.14

9, Morgan Uceny USA 4:19.71; 10, Hellen Obiri KEN 4:20.23; 11, Maryam Jamal BRN 4:22.67; Natalya Tobias UKR DQ (r40.8) (4:08.68)

Heat 3: 1, Dibaba 4:06.78; 2, Obiri 4:06.98; 3, England 4:08.05; 4, Korobkina 4:08.33; 5, Rodríguez 4:08.44; 6, Sifuentes 4:08.54; 7, Roman 4:08.58; 8, Brown 4:09.00; 9, Lakhoudat 4:09.15; 10, Diana Sujew GER 4:09.40; 11, Ioana Doaga ROU 4:09.78; 12, Tuğba Koyuncu TUR 4:15.56

Semi-finals (First 5 & 2 fastest to final) (Aug 13)

Heat 1: 1, Buckman 4:04.82; 2, Kipyegon 4:04.83; 3, Korobkina 4:05.18; 4, Cain 4:05.21; 5, Dibaba 4:05.23; 6, Langat 4:05.30; 7, Hilali 4:05.32; 8, Svetlana Podosonova RUS 4:05.36; 9, Nicole Sifuentes CAN 4:06.30; 10, Maureen Koster NED 4:08.15; 11, Sonja Roman SLO 4:08.63; 12, Luiza Gega ALB 4:08.79

Heat 2: 1, Aregawi 4:05.66; 2, Obiri 4:05.76; 3, Simpson 4:05.79; 4, Sharmina 4:06.49; 5, England 4:06.80; 6, Kate Van Buskirk CAN 4:07.36; 7, Renata Pliś POL 4:08.02; 8, Natalia Rodríguez ESP 4:09.18; 9, Rabab Arrafi MAR 4:09.86; 10, Sarah Brown USA 4:12.16; 11, Mimi Belete BRN 4:14.22; Bitssam Lakhoudat MAR DNF

1500 METRES										
Multiple Medalists:										
3	Hassiba Boulmerka	ALG	91-1, 93-3, 95-1							
2	Tatyana Samolenko/Dorovskikh	RUS	87-1, 91-2							
	Carla Sacramento	POR	95-3, 97-1							
	Regina Jacobs	USA	97-2, 99-2							
	Tatyana Tomashova	RUS	03-1, 05-1							
	Maryam Jamal	BRN	07-1, 09-1							
	Jenny Simpson	USA	11-1, 13-2							
Most Finals:										
5	Sacramento		93-11, 95-3, 97-1, 99-5, 01-4							
Most Appearances:										
6	Leah Pells	CAN	91-8h2, 93-14, 95-8s1, 97-5, 99-11h1, 01-11							
	Sacramento		93-11, 95-3, 97-1, 99-5, 01-4, 03-10s2							
	Nuria Fernández	ESP	99-10h1, 01-12, 03-7s2, 05-12h2, 09-4, 11-6s1							
	Natalia Rodríguez	ESP	01-6, 03-11s1, 05-6, 09-dq, 11-3, 13-8s2							
National Placings:										
		1	2	3	4	5	6	7	8	Points
RUS	3	1	1	2	1	1	2	2		60
USA	2	3	1	-	1	1	2	-		54
GBR	-	3	1	1	1	2	-	-		42
URS	1	2	2	1	-	-	-	-		39
ROU	1	1	1	2	-	2	-	-		37
ESP	-	-	1	2	-	2	-	2		24
POR	1	-	1	1	1	-	-	-		23
KEN	-	-	1	-	3	1	1	-		23
ALG	2	-	1	-	3	-	-	-		22
BRN	2	-	-	-	1	-	1	-		22
POL	-	-	-	-	1	1	4	2		17
GER	-	1	-	-	2	-	-	-		15
CAN	-	-	-	1	2	-	-	1		14
CHN	1	-	-	1	-	-	-	-		13
ETH	-	-	1	-	1	-	-	2		12
SUI	-	-	1	1	-	-	-	-		11
MAR	-	-	-	2	-	-	-	-		10
TUR	-	1	-	-	-	-	-	2		9
SWE	1	-	-	-	-	-	-	-		8
IRL	-	1	-	-	-	-	-	1		8
BUL	-	-	1	-	-	-	1	-		8
UKR	-	1	-	-	-	-	-	-		7
FRA	-	-	1	-	-	-	-	-		6
AUT	-	-	-	-	-	1	-	-		3
CZE	-	-	-	-	-	1	-	-		3
NAM	-	-	-	-	-	1	-	-		3
NOR	-	-	-	-	-	1	-	-		3
ITA	-	-	-	-	-	-	1	1		3
AUS	-	-	-	-	-	-	-	1		2
BLR	-	-	-	-	-	-	-	1		2
NED	-	-	-	-	-	-	-	1		1
Totals	14	14	14	14	14	14	14	14		504

3000 Metres

Sittard 1980

Final (Aug 16)

1,	Birgit Friedmann	FRG	8:48.05
2,	Karoline Nemetz	SWE	8:50.22
3,	Ingrid Christensen	NOR	8:58.8
4,	Joelle Debrouwer	FRA	8:59.0
5,	Breda Pergar	YUG	8:59.7
6,	Penny Werthner	CAN	9:03.5

7, Charlotte Teske FRG 9:04.3

8, Eva Ernström SWE 9:07.7

9, Aurora Cunha POR 9:11.2; 10, Mary Shea USA 9:13.7; 11, Geri Fitch CAN 9:37.6; Wendy Smith GBR DNF

Like the men's 50 kilometre walk of 1976, the IAAF arranged world championships for the women's 3000 and 400m hurdles – events not yet on the Olympic timetable. Sadly, the championships were devalued by the late withdrawal of the USSR team.

World junior 1500m record holder Friedmann, who had not previously broken nine minutes, made a timely improvement to win the title comfortably. The other medals went to Scandinavians, with 24 year-old Ingrid Christensen (later Kristiansen) taking her first major honour.

First round (First 5 & 2 fastest to final) (Aug 14)

Heat 1: 1, Cunha 9:04.7; 2, Teske 9:06.1; 3, Christensen 9:06.4; 4, Ernström 9:06.5; 5, Fitch 9:07.8; 6, M Shea 9:09.4; 7, Anat Meiri ISR 9:26.7; 8, Anne Audain NZL 9:26.8; 9, Brenda Webb USA 9:27.6

Heat 2: 1, Friedmann 9:04.7; 2, Pergar 9:04.9; 3, Nemetz 9:04.9; 4, Debrouwer 9:05.0; 5, Werthner 9:05.6; 6, Smith 9:07.3; 7, Julie Shea USA 9:11.4; 8, Fionnuala Morrish IRL 9:13.8; 9, Olga Caccaviello ARG 10:01.2

Helsinki 1983

Final (Aug 10)

1,	Mary Decker	USA	8:34.62
2,	Brigitte Kraus	FRG	8:35.11
3,	Tatyana Kazankina	URS	8:35.13
4,	Svetlana Ulmasova	URS	8:35.55
5,	Wendy Sly	GBR	8:37.06
6,	Agnese Possamai	ITA	8:37.96
7,	Jane Furniss	GBR	8:45.69
8,	Natalya Artyomova	URS	8:47.98

9, Aurora Cunha POR 8:50.20; 10, Lynn Kanuka CAN 8:50.20; 11, Cornelia Bürki SUI 8:53.85; 12, Eva Ernström SWE 8:57.59; 13, Christine Benning GBR 8:58.01; 14, Lorraine Moller NZL 9:02.19; 15, Alison Wiley CAN 9:15.35

The aura of invincibility enjoyed by Soviet women distance runners was cracked by an American hitherto untested at this level: Mary Decker. The US record holder, with a string of fast times to her credit but little championship experience, went to the front from the start. The fast pace (1000m: 2:51.00, 2000m: 5:48.89) reduced the number of contenders to six at the bell: Decker, Sly, Possamai, Ulmasova, Kazankina and Kraus.

The pace quickened in the final lap with Decker still in front. By sticking to the American's shoulder, Sly made it difficult for the two Soviets to mount a challenge but as they swung into the straight, both Ulmasova (the world record holder) and Kazankina – the two-time Olympic 1500m Champion – were poised to contest the gold and silver. Kazankina sprinted past the American, only for Decker to produce a more effective kick of her own. To wild cheers of the 49,093 crowd, she glided into a winning lead.

The dispirited Kazankina was overtaken by Kraus, who comfortably broke the West German record.

First round (First 5 & 5 fastest to final) (Aug 8)

Heat 1: 1, Ulmasova 8:46.65; 2, Possamai 8:46.68; 3, Kraus 8:47.25; 4, Sly 8:47.39; 5, Benning 8:49.71; 6, Cunha 8:51.66; 7, Artyomova 8:54.14; 8, Kanuka 8:54.61; 9, Geri Fitch CAN 9:01.85; 10, Monica Joyce IRL 9:14.83; 11, Helena Hyvönen FIN 9:19.65; 12, Brenda Webb USA 9:24.38; 13, Marcianne Mukamurenzi RWA 9:26.59; 14, Marit Holtklampen NOR 9:43.40; 15, Khadija Al Matari JOR 10:49.62; Betty Van Steenbroek BEL DNF

Heat 2: 1, Kazankina 8:44.72; 2, Decker 8:44.72; 3, Bürki 8:46.94; 4, Furniss 8:48.59; 5, Wiley 8:51.27; 6, Moller 8:51.78; 7, Ernström 8:51.91; 8, Kleinová 8:55.54; 9, Maggie Keyes USA 9:01.97; 10, Vera Michalek FRG 9:04.51; 11, Marica Mrcić YUG 9:05.59; 12, Pilar Fernández ESP 9:10.86; 13, Maria Radu ROU 9:30.37; 14, Mónica Regonessi CHI 9:31.95; 15, Kriscia Garcia ESA 10:06.14

Rome 1987

Final (Sep 1)

1,	Tatyana Samolenko	URS	8:38.73
2,	Maricica Puică	ROU	8:39.45
3,	Ulrike Bruns	GDR	8:40.30
4,	Cornelia Bürki	SUI	8:40.31

5,	Yelena Romanova	URS	8:41.33
6,	Elly van Hulst	NED	8:42.56
7,	Yvonne Murray	GBR	8:43.94
8,	Wendy Sly	GBR	8:45.85

9, Lynn Williams CAN 8:49.91; 10, Mary Knisely USA 8:50.99; 11, Vera Michalcek FRG 8:55.16; 12, Christine Benning GBR 8:57.92; 13, Debbie Bowker CAN 8:58.63; 14, Marie-Pierre Duros FRA 9:14.61; Olga Bondarenko URS DNF

A slow pace was picked up by Helsinki fifth-placer Sly, who led at 2000m in 5:53.18. She was still in front at the bell, but then Romanova went ahead, followed by Puică, who displayed impressive speed for a 37 year-old. Then, just as in the 1987 World Indoor Championships, it was Samolenko who outran everyone. She appeared to be doing just enough to pass the Romanian for victory.

First round (First 5 & 5 fastest to final) (Aug 29)

Heat 1: 1, Bowker 8:46.88; 2, Bruns 8:47.15; 3, Bürki 8:47.95; 4, Bondarenko 8:48.11; 5, Murray 8:48.44; 6, Michalcek 8:49.61; 7, Knisely 8:49.61; 8, Annette Sergeant FRA 8:52.45; 9, Cindy Bremser USA 8:54.17; 10, Jacqueline Perkins AUS 8:57.24; 11, Fernanda Ribeiro POR 9:01.15; 12, Dorina Calenic ROU 9:01.83; 13, Satu Levelä FIN 9:16.28; 14, Mónica Regnessi CHI 9:26.11; 15, Raj Kumari Pandey NEP 10:44.15

Heat 2: 1, Sly 8:44.79; 2, Romanova 8:45.00; 3, Samolenko 8:45.20; 4, van Hulst 8:45.20; 5, Puică 8:45.55; 6, Duros 8:46.81; 7, Williams 8:47.43; 8, Benning 8:48.63; 9, Wang Xiuting CHN 8:50.68; 10, Paula Ivan ROU 8:51.20; 11, Leslie Seymour USA 8:51.34; 12, Radka Naplatanova BUL 8:51.98; 13, Agnese Possamai ITA 8:57.85; 14, Andri Avraam CYP 9:09.34; Martine Fays FRA DNF; Fanny Gidiyoni BRA DNS

Tokyo 1991

Final (Aug 26)

1,	Tatyana Dorovskikh	URS	8:35.82
2,	Yelena Romanova	URS	8:36.06
3,	Susan Sirma	KEN	8:39.41
4,	Päivi Tikkanen	FIN	8:41.30
5,	Margareta Keszeg	ROU	8:42.02
6,	Roberta Brunet	ITA	8:42.64
7,	Judi St. Hilaire	USA	8:44.02
8,	Annette Peters	USA	8:44.02

9, Gitta Karlshöj DEN 8:44.35; 10, Yvonne Murray GBR 8:44.52; 11, Alison Wyeth GBR 8:44.73; 12, Pauline Konga KEN 8:46.66; 13, Lyudmila Borisova URS 8:51.49; 14, Shelly Steely USA 8:53.70; 15, Marie-Pierre Duros FRA 9:08.31

Defending champion Dorovskikh (née Samolenko) had taken the Olympic title after her Rome win, but thereafter had been out of action for maternity reasons. Both she and her teammate Romanova had little form so far in 1991, but they looked ominously easy in the final.

The race started at a reasonable pace (2:51.83 at 1000m), but slowed in the second kilometre. The major break came from European Champion Murray, the pre-meeting favourite. She took off with 550m remaining and led at the bell with just three others – Sirma, Romanova and Dorovskikh – for company. The Briton looked beaten on the last backstraight when Sirma went to the front. Romanova then made a move at 2800m. Dorovskikh followed and the two battled it out down the homestraight. The 30 year-old Dorovskikh proved the stronger. Sirma took the bronze – the first world championship medal to be won by an African woman.

“I was prepared to run a sit-and-kick type of race, or one with a fast pace from the start,” said Dorovskikh.

First round (First 4 & 3 fastest to final) (Aug 24)

Heat 1: 1, Sirma 8:46.56; 2, Romanova 8:46.84; 3, Steely 8:48.54; 4, Brunet 8:51.41; 5, Anke Schänning GER 8:56.02; 6, Catherine McKiernan IRL 9:00.05; 7, Iulia Besliu ROU 9:00.72; 8, Daria Nauar SUI 9:05.08; 9, Khin Khin Htwe MYA 9:07.34; 10, Leah Pells CAN 9:10.10; 11, Minoru Hayakari JPN 9:14.02; 12, Vilma Peira CRC 9:54.49; 13, Mirra El Hagg LIB 11:34.81

Heat 2: 1, Murray 9:00.86; 2, Borisova 9:00.94; 3, Tikkanen 9:00.98; 4, Peters 9:01.01; 5, Derarut Tulu ETH 9:01.04; 6, Jana Kucenriková TCH 9:05.69; 7, Carmen de Oliveira BRA 9:09.71; 8, Zheng Lijuan CHN 9:17.78; 9, Robyn Meagher CAN 9:20.38; 10, Róisín Smyth IRL 9:40.13; 11, Ama Amewo TOG 11:17.85

Heat 3: 1, Karlshöj 8:50.01; 2, Duros 8:50.05; 3, Dorovskikh 8:50.39; 4, Keszeg 8:50.61; 5, Wyeth 8:50.69; 6, St Hilaire 8:54.19; 7, Konga 8:54.67; 8, Jenny Lund AUS 8:57.86; 9, Julia Vaquero ESP 8:58.90; 10, Fernanda Ribeiro POR 9:01.90; 11, Bigna Samuel STV 10:04.96; 12, Isabel Elias ANG 10:13.42; 13, Jen Allred GUM 10:18.44; Marie Juliette HAI DNF

Stuttgart 1993

Final (Aug 16)

1,	Qu Yunxia	CHN	8:28.71
2,	Zhang Linli	CHN	8:29.25
3,	Zhang Lirong	CHN	8:31.95
4,	Sonia O'Sullivan	IRL	8:33.38
5,	Alison Wyeth	GBR	8:38.42
6,	Yelena Romanova	RUS	8:39.69
7,	Paula Radcliffe	GBR	8:40.40
8,	Lyudmila Borisova	RUS	8:40.78

9, Yvonne Murray GBR 8:43.46; 10, Annette Peters USA 8:45.56; 11, Yelena Kopytova RUS 8:50.49; 12, Claudia Lokar GER 8:51.35; 13, Anemari Sandell FIN 8:53.58; 14, Luminita Zaituc ROU 9:01.38; 15, Esther Kiplagat KEN 9:07.05

It was clear that something special was happening in China when the IAAF received an application for a world junior 3000m record of 8:36.45 by Ma Ningning in Jinan on June 6, 1993. Shockingly, the forms showed that Ma had actually only placed fourth in a very fast race behind Wang Junxia 8:27.68, Qu Yunxia 8:29.30 and Zhang Lirong 8:35.05. Qu, Zhang, and Zhang Linli were the Chinese representatives in the Stuttgart 3000m. Wang opted for the 10,000m.

The Chinese trio all qualified impressively for the final, which started slowly (2:59.06 at 1000m). Murray upped the pace slightly in the second kilometre. The three Chinese ran together just behind her. At 2300m, they took off in spectacular fashion with Qu in front. Clocking 60.72 for the section between 2400m and 2800m, they left no-one else with the chance of even a medal. Qu and the Zhangs, filed in descending order of height, continued their remarkable pace around the final lap.

Qu and Zhang Linli went clear in the straight while Zhang Lirong held off O'Sullivan who had been the only other runner able make any sort of impression in the closing stages. The gold went to Qu who covered the final lap in an amazing 59.22. After the race, the winner revealed that she would be giving her Mercedes Benz to her father as she could not drive. She set a world record at 1500m in September 1993, but her and the Zhangs were never seen again at a global championship. This was the final World Championship 3000m for women.

First round (First 4 & 3 fastest to final) (Aug 14)

Heat 1: 1, Zhang Linli 8:48.85; 2, Murray 8:51.30; 3, Romanova 8:54.81; 4, Kiplagat 8:55.07; 5, Zaituc 8:55.55; 6, Lokar 8:55.98; 7, Roberta Brunet ITA 8:57.46; 8, Julia Sakara ZIM 8:57.69; 9, Regina Chistiakova LTU 8:58.51; 10, Ulla Marquette CAN 9:00.68; 11, Ely van Hulst NED 9:04.86; 12, Katy McCandless USA 9:10.13; 13, Andrea Sollarová SVK 9:12.91; 14, Jayanthi Palaniappan MAS 9:18.42; 15, Martha Portobanco NCA 10:48.08; 16, Halima Boubacar NIG 11:26.13

Heat 2: 1, Qu 8:49.20; 2, Borisova 8:50.02; 3, Peters 8:51.67; 4, Wyeth 8:51.89; 5, Sandell 8:54.75; 6, Annette Sergeant-Palluy FRA 8:58.15; 7, Elena Fidatof ROU 8:58.89; 8, Valentina Tauceri ITA 9:00.20; 9, Julia Vaquero ESP 9:05.50; 10, Eva Doczi HUN 9:09.51; 11, Daria Nauar SUI 9:11.28; 12, Getenesh Urge ETH 9:16.24; 13, Marilu Salazar PER 9:32.33; 14, Tevdenshigmed Enh-D MGL 10:50.27; Zahra Ouaziz MAR DNS; Raj Kumarj Pandey NEP DNS

Heat 3: 1, O'Sullivan 8:50.62; 2, Zhang Lirong 8:51.75; 3, Radcliffe 8:52.62; 4, Kopytova 8:57.73; 5, Margareta Keszeg ROU 8:59.21; 6, Farida Fates FRA 8:59.93; 7, Sheila Carrozza USA 9:01.41; 8, Estela Estévez ESP 9:08.04; 9, Nina Christiansen DEN 9:09.06; 10, Harumi Hiroiyama JPN 9:11.77; 11, Leah Pells CAN 9:16.63; 12, Gwen Griffiths RSA 9:33.96; 13, Aura Morales GUA 9:49.08; 14, Shirley Cespedes CRC 10:15.01; 15, Gulsara Dadabayeva TJK 10:29.69; 16, Adelaide Malepa LES 11:00.68; Ravilya Agletdinova BLR DNF

3000 METRES

Multiple Medallists:

2	Tatyana Samolenko/Dorovskikh URS	87-1, 91-1
---	----------------------------------	------------

Most Finals:

3	Wendy Smith/Sly	GBR	80-dnf, 83-5, 87-8
	Yelena Romanova	URS/RUS	87-5, 91-2, 93-6
	Yvonne Murray	GBR	87-7, 91-2, 93-9
2	Aurora Cunha	POR	80-9, 83-9
	Eva Ernström	SWE	80-8, 83-12
	Christine Benning	GBR	83-13, 87-12
	Cornelia Bürki	SUI	83-11, 87-4
	Lynn Kanuka/Williams	CAN	83-10, 87-9
	Marie-Pierre Duros	FRA	87-4, 91-15
	Samolenko/Dorovskikh		87-1, 91-1
	Lyudmila Borisova	URS/RUS	91-13, 93-8
	Annette Peters	USA	91-8, 93-10
	Alison Wyeth	GBR	91-11, 93-5

Women's 3000 Metres, continued

Most Appearances:

3 Smith/Sly
Romanova
Murray
2 23 women

National Placings:

	1	2	3	4	5	6	7	8	Points
URS	2	1	1	1	1	-	-	1	39
GER	1	1	1	-	-	-	1	-	23
CHN	1	1	1	-	-	-	-	-	21
GBR	-	-	-	-	2	-	3	1	15
USA	1	-	-	-	-	-	1	1	11
ROU	-	1	-	-	1	-	-	-	11
SWE	-	1	-	-	-	-	-	1	8
KEN	-	-	1	-	-	-	-	-	6
NOR	-	-	1	-	-	-	-	-	6
ITA	-	-	-	-	-	2	-	-	6
FIN	-	-	-	1	-	-	-	-	5
FRA	-	-	-	1	-	-	-	-	5
IRL	-	-	-	1	-	-	-	-	5
SUI	-	-	-	1	-	-	-	-	5
YUG	-	-	-	-	1	-	-	-	4
RUS	-	-	-	-	-	1	-	1	4
CAN	-	-	-	-	-	1	-	-	3
NED	-	-	-	-	-	1	-	-	3
Totals	5	5	5	5	5	5	5	5	180

5000 Metres

Gothenburg 1995

Final (Aug 12)

1, Sonia O'Sullivan	IRL	14:46.47
2, Fernanda Ribeiro	POR	14:48.54
3, Zahra Ouaziz	MAR	14:53.77
4, Gabriela Szabo	ROU	14:56.57
5, Paula Radcliffe	GBR	14:57.02
6, Mariya Pantyukhova	RUS	15:01.23
7, Rose Cheruyiot	KEN	15:02.45
8, Gwen Griffiths	RSA	15:08.05

9, Sara Wedlund SWE 15:08.36; 10, Elena Fidatof ROU 15:12.58; 11, Sally Barsosio KEN 15:39.57; 12, Michiko Shimizu JPN 15:45.30; 13, Jekpemoi Barsosio KEN 15:56.96; Gina Procaccio USA & Olga Churbanova RUS DNF

World junior 3000m champion Szabo made a bold start in the final with a 63.28 first lap which put her into a lead of 15m. The pace settled down after that with the Romanian leading at 1000m in 2:51.95 and 2000m in 5:53.48. Radcliffe then took over, running 3:04.7 for the third kilometre to reach 3000m in 8:58.19. Second at this point was the big favourite, O'Sullivan.

The British runner stayed ahead for two more laps before Ribeiro – running her fourth race in seven days – took over. The Portuguese surged and by the bell had dropped all but O'Sullivan and Ouaziz. Szabo and Radcliffe were contesting fourth place.

Just before the final bend, O'Sullivan made her move. Ribeiro held the Irishwoman for some of the turn but was no match for O'Sullivan's 28.8 final 200m. "After the first three laps, it was quite clear that the kick would be decisive," said O'Sullivan. "I never look back, and I didn't tonight."

First round (First 4 & 3 fastest to final) (Aug 10)

Heat 1: 1, Fidatof 15:36.39; 2, Churbanova 15:37.23; 3, Procaccio 15:37.66; 4, J. Barsosio 15:38.22; 5, Päivi Tikkanen FIN 15:38.25; 6, Atsumi Yashina JPN 15:40.02; 7, Rosario Murcia FRA 15:41.73; 8, Nina Christiansen DEN 15:44.66; 9, Brynhild Synnes NOR 15:46.17; 10, Adriana Fernández MEX 15:46.89; 11, Milka Mihaylova BUL 15:49.31; 12, Tamara Koba UKR 15:53.67; 13, Martha Ernstsdtóttir ISL 16:05.33; 14, Marina Bastos POR 16:16.78; Alison Wyeth GBR DNF; Derartu Tulu ETH & Elana Meyer RSA DNS

Heat 2: 1, O'Sullivan 15:13.88; 2, Szabo 15:14.65; 3, Pantyukhova 15:14.70; 4, Radcliffe 15:14.77; 5, Wedlund 15:15.67; 6, S. Barsosio 15:18.41; 7, Shimizu 15:18.97; 8, Silvia Somaggio ITA 15:20.89; 9, Ana Dias POR 15:29.32; 10, Serap Aktas TUR 15:53.76; 11, Libbie Johnson USA 15:54.92; 12, Anne Cross USA 16:09.32; Monika Schäfer GER, Dong Xiaocia CHN & Hilde Stavik NOR DNF; Gete Wami ETH & Marleen Renders BEL DNS

Heat 3: 1, Cheruyiot 15:21.36; 2, Ouaziz 15:22.02; 3, Ribeiro 15:22.04; 4, Griffiths 15:22.22; 5, Annemari Danneels BEL 15:33.70; 6, Chiemi Takahashi JPN 15:35.13; 7, Carolyn Schuwalow AUS 15:37.62; 8, Gitte Karlshøj DEN 15:39.12; 9, Luchia Yisak ETH 15:42.37; 10, Laura Mykytok USA 15:48.95; 11, Andrea Karhoff

GER 16:02.26; 12, Ursula Jeltziner SUI 16:12.57; 13, Sinead Delahunty IRL 16:18.61; 14, Marie-Pierre Duros FRA 16:48.66; 15, Mirsada Buric-Adam BIH 17:07.44; Viktoriya Nenaseva RUS & Gunhild Halle NOR DNF

Athens 1997

Final (Aug 9)

1, Gabriela Szabo	ROU	14:57.68
2, Roberta Brunet	ITA	14:58.29
3, Fernanda Ribeiro	POR	14:58.85
4, Paula Radcliffe	GBR	15:01.74
5, Lydia Cheromei	KEN	15:07.88
6, Liu Jianying	CHN	15:10.64
7, Libbie Hickman	USA	15:11.15
8, Harumi Hiroyama	JPN	15:21.19

9, Wei Li CHN 15:24.04; 10, Merima Denboba ETH 15:27.76; 11, Kate Anderson AUS 15:27.78; 12, Ayelech Worku ETH 15:28.07; 13, Naoko Takahashi JPN 15:32.83; 14, Gunhild Halle NOR 15:37.85; 15, Yuko Kawakami JPN 15:45.48

The 1995 champion O'Sullivan and bronze medallist Ouaziz had dreadful runs this time, eliminated in the heats with respective times of 15:40.82 and 15:58.84, but Szabo – fourth last time – came up trumps. The race, run in 28°C heat, was perfectly set up for a prodigious kicker like the Romanian. The early pace was painfully slow (3:11.74 at 1000), and succeeding kilometres of 2:58.66 and 2:58.22 with Cheromei leading, and 3:02.21 with Radcliffe ahead did nothing to diminish Szabo's sprinting powers. She sped through the final 200m in 29.5 for a last kilometre of 2:46.5. Brunet overtook world record holder Ribeiro (who had finished second in the 10,000m four days earlier) for the silver.

First round (First 6 & 3 fastest to final) (Aug 7)

Heat 1: 1, Szabo 15:26.62; 2, Radcliffe 15:27.25; 3, Hiroyama 15:27.75; 4, Brunet 15:29.03; 5, Worku 15:29.37; 6, Wei 15:29.62; 7, Hickman 15:30.56; 8, Halle 15:32.13; 9, Anderson 15:36.16; 10, Yelena Kopytova RUS 15:37.19; 11, Adriana Fernández MEX 15:41.55; 12, Melody Fairchild USA 15:47.66; 13, Marina Bastos POR 15:54.01; 14, Valerie Vaughan IRL 15:57.58; 15, Zahra Ouaziz MAR 15:58.84; 16, Genet Gebregiorgis ETH 16:04.40; 17, Laurence Duquénoy FRA 16:06.02; 18, Justine Nahimana BDI 17:21.77; 19, Nebiat Habtemariam ERI 18:26.50; 20, Zalia Aliou TOG 18:34.45; 21, Martha Portobanco NCA 19:08.44; Elana Meyer RSA & Maysa Matrood IRQ DNS

Heat 2: 1, Ribeiro 15:27.30; 2, Liu 15:29.28; 3, Cheromei 15:32.00; 4, Denboba 15:32.01; 5, Takahashi 15:32.25; 6, Kawakami 15:32.71; 7, Sonia O'Sullivan IRL 15:40.82; 8, Stela Oltéanu ROU 15:40.86; 9, Olivera Jevtić YUG 15:43.76; 10, Hrisoula Iakovou GRE 15:51.14; 11, Restituta Joseph TAN 15:55.22; 12, Amy Rudolph USA 16:00.87; 13, Una English IRL 16:07.09; 14, Jelena Čelnova LAT 16:27.63; 15, Helena Javornik SLO 16:28.38; Kristina da Fonseca-Wolheim GER DNF; Anne Hare NZL DNF; Carol Howe CAN & Annemari Sandell FIN DNS

Seville 1999

Final (Aug 27)

1, Gabriela Szabo	ROU	14:41.82
2, Zahra Ouaziz	MAR	14:43.15
3, Ayelech Worku	ETH	14:44.22
4, Irina Mikitenko	GER	14:50.17
5, Ebru Kavaklioglu	TUR	14:51.69
6, Julia Vaquero	ESP	14:56.00
7, Mariya Pantyukhova	RUS	14:58.60
8, Yamna Belkacem	FRA	15:03.47

9, Marta Dominguez ESP 15:16.93; 10, Megumi Tanaka JPN 15:17.92; 11, Cheri Kenah USA 15:20.12; 12, Susanne Pumper AUT 15:24.38; 13, Getenesh Urge ETH 15:29.60; 14, Katalin Szentgyörgyi HUN 15:37.00; 15, Michiko Shimizu JPN 15:46.28

Judging from their races over 3000m earlier in the season it was totally predictable that Szabo would retain her title ahead of Ouaziz, although Worku kept them company until the very last stages. Aware that her only, forlorn, hope of winning was to try and draw the sting from her opponent's fabled finish, Ouaziz set a fast pace in the heat and humidity. Inevitably Szabo – racing 5000m for the first time that summer – had no problem shadowing the Moroccan as she tried to drive for home and proceeded to outkick her, covering the final 200m in 29.4 and kilometre in 2:49.0 for a championship record of 14:41.82.

Worku never contributed to the pace but clung on to knock more than 10 seconds from her best in third place. Next came Kazakstan-born Mikitenko in a German record, followed by a Turkish record for Kavakliglu, who was formerly Yelena Kopytova, 6th in the 1992 Olympic 3000m representing Russia.

First round (First 5 & 5 fastest to final) (Aug 24)

Heat 1: 1, Szabo 15:32.50; 2, Mikitenko 15:32.55; 3, Pantukhova 15:33.98; 4, Dominguez 15:34.24; 5, Tanaka 15:34.51; 6, Adriana Fernandez MEX 15:37.79; 7, Worknesh Kidane ETH 15:38.12; 8, Annemari Sandell FIN 15:41.23; 9, Natalie Harvey AUS 15:41.55; 10, Sunita Rani IND 15:41.81; 11, Marina Bastos POR 15:48.51; 12, Amaia Piedra ESP 15:50.93; 13, Samukeliso Moyo ZIM 15:50.97; 14, Klara Kashapova RUS 15:52.06; 15, Hrysostomia Lakovou GRE 15:59.76; 16, Zhor El Kamch MAR 16:06.20; 17, Fatima Yvelain FRA 16:09.85; 18, Amy Rudolph USA 16:24.31; 19, Nebiat Habtemariam ERI 18:02.28; Kathy Butler CAN & Jolanta Alendi PLE DNF; Asmae Laghzaoui MAR DNS

Heat 2: 1, Kavakliglu 15:17.90; 2, Ouaziz 15:20.04; 3, Worku 15:20.17; 4, Shimizu 15:24.85; 5, Vaquero 15:24.86; 6, Pumper 15:25.48; 7, Kenah 15:25.54; 8, Belkacem 15:25.85; 9, Urge 15:27.59; 10, Szentgyörgyi 15:27.61; 11, Helena Javornik SLO 15:28.41; 12, Ann Wamuchi Ken 15:29.01; 13, Wang Chunmei CHN 15:45.80; 14, Yoshiko Fujinaga JPN 15:51.52; 15, Olga Yegorova RUS 15:53.63; 16, Nora Rocha MEX 16:10.48; 17, Elva Dryer USA 16:15.70; 18, Kate Anderson AUS 16:34.68; 19, Giselle Camilleri MLT 17:18.31; 20, Sukhbaatar Erdenetuya MGL 18:47.34; 21, Esperanza Obono Ela GEQ 19:20.44

Edmonton 2001

Final (Aug 11)

1,	Olga Yegorova	RUS	15:03.39
2,	Marta Domínguez	ESP	15:06.59
3,	Ayelech Worku	ETH	15:10.17
4,	Dong Yanmei	CHN	15:10.73
5,	Irina Mikitenko	GER	15:13.93
6,	Yelena Zadorozhnaya	RUS	15:16.15
7,	Edith Masai	KEN	15:17.67
8,	Gabriela Szabo	ROU	15:19.55

9, Rose Cheruiyot KEN 15:23.18; 10, Tatyana Tomashova RUS 15:23.83; 11, Jo Pavey GBR 15:28.41; 12, Benita Willis AUS 15:36.75; 13, Merima Denboba ETH 15:41.09; 14, Fatima Yvelain FRA 15:53.52; 15, Teresa Reico ESP 15:57.32

One of the world's leading woman athletes prior to Edmonton had been Russia's Olga Yegorova who had taken the world indoor title at 3000m and followed up with super-fast victories at that distance in the Paris and Rome Golden Leagues. Just before the World Championships, it was announced that Yegorova had been suspended after failing a test in Paris for the hormone erythropoietin (EPO), a drug taken to boost endurance. The suspension was then lifted because the Paris test had been incomplete. Only a urine sample had been tested, whereas a blood test was also necessary.

"Therefore, for strictly legal reasons," explained IAAF Vice-President Arne Ljungqvist, "the IAAF had no choice but lifting the ban because the test was not consistent with the rules."

The issue cast a shadow over the Edmonton 5000m, not least because defending champion Szabo threatened to boycott the event if Yegorova competed. In the end Szabo did run, but she was not a factor in the final after having already run (and won) three rounds of the 1500m in Edmonton. The controversy was evident in the heats, when a contingent from Britain held up a sign during Yegorova's race which read "EPO Cheats Out."

The final was a slow race with former world record holder Dong leading at 3000m in 9:17.25. At 4000m (12:21.68), Dong surged and covered the 11th lap in 68.24. By the bell it was her from Zadorozhnaya, Dominguez, Worku and Yegorova. Halfway down the backstraight Yegorova pounced and left everyone behind with a 29.04 final 200m. Hers was not a joyous victory as she was booed by the crowd, and she quickly disappeared into the mixed zone. Dominguez took the silver and Worku repeated her 1999 bronze, catching Dong just 20m from the line.

First round (First 5 & 5 fastest to final) (Aug 9)

Heat 1: 1, Dominguez 15:15.81; 2, Yegorova 15:15.85; 3, Tomashova 15:15.95; 4, Szabo 15:16.02; 5, Masai 15:16.13; 6, Worku 15:16.18; 7, Kathy Butler GBR 15:20.78; 8, Elvan Abeyegesse TUR 15:22.89; 9, Maria Rymnyan USA 15:24.30; 10, Breda Dennerly IRL 15:26.97; 11, Worknesh Kidane ETH 15:29.96; 12, Restituta Joseph TAN 15:33.93; 13, Suzanne Pumper AUT 15:41.25; 14, Courtney Babcock CAN 15:46.72; 15, Amy Rudolph USA 15:46.77; 16, Hayley Yelling GBR

15:59.39; 17, Mónica Rosa POR 16:04.62; 18, Una English IRL 16:26.15; 19, Nebiat Habtemariam ERI 16:37.57; Zhor El Kamch MAR & Daniela Yordanova BUL DNF; Nasia Baghdad Azaitif ALG DO (r163.2)

Heat 2: 1, Dong 15:09.44; 2, Pavey 15:10.62; 3, Zadorozhnaya 15:11.63; 4, Cheruiyot 15:12.04; 5, Mikitenko 15:12.63; 6, Denboba 15:14.76; 7, Willis 15:17.93; 8, Reico 15:19.81; 9, Yvelain 15:20.16; 10, Haruko Okamoto JPN 15:23.93; 11, Elva Dryer USA 15:26.04; 12, Beatriz Santiago ESP 15:26.55; 13, Dulce Maria Rodriguez MEX 15:27.34; 14, Oliveira Jetyú Vieg JUS 15:29.61; 15, Inga Juodešienė LTU 15:48.13; 16, Gunthild Halle Haugen NOR 15:54.56; 17, Maria McCambridge IRL 16:04.49; 18, Chan Man-Yee HKG 16:06.06; 19, Catherine Chikwaka MAW 16:36.85; Wisam Abu Bekhet PLE DNF; Hrysostomia Lakovou GRE DNS

Paris 2003

Final (Aug 30)

1,	Tirunesh Dibaba	ETH	14:51.72
2,	Marta Domínguez	ESP	14:52.26
3,	Edith Masai	KEN	14:52.30
4,	Yelena Zadorozhnaya	RUS	14:52.36
5,	Elvan Abeyegesse	TUR	14:53.56
6,	Isabella Ochichi	KEN	14:54.08
7,	Gulnara Samitova	RUS	14:54.38
8,	Courtney Babcock	CAN	14:54.98

9, Sun Yingjie CHN 14:57.01; 10, Berhane Adere ETH 14:58.07; 11, Gabriela Szabo ROU 14:59.36; 12, Emilie Mondor CAN 15:02.36; 13, Zahra Ouaziz MAR 15:16.73; 14, Zhor El Kamch MAR 15:29.72; 15, Sonia O'Sullivan IRL 15:36.62

The standard set in the heats was the highest ever in a championship 5000m, with 15:04.00 insufficient for progress. Olga Yegorova was a shadow of her 2001 self and was eliminated from the first heat in 10th place. In the final, 3000m was reached in 9:08.88 and 12 of the 15 finalist were in touch with two laps left.

Zadorozhnaya, who had also qualified for the 1500m final, took up the pace and covered the penultimate lap in 68.1. She led down the final backstraight then Dominguez slipped through on the inside with exactly 200m left. Zadorozhnaya and Masai were on the heels of the Spaniard and one felt the gold would go to one of those three, only for young Ethiopian Dibaba to glide past them all on the outside with the finish in sight. Masai briefly held second place before Dominguez responded to repeat her 2001 silver. At 18 years 90 days, Dibaba became the youngest ever individual world champion based on her Paris entry birthdate of June 1, 1985. At subsequent championships, an even later birthdate has been submitted for her: October 1, 1985. So she was apparently only 17 years 333 days old in Paris.

First round (First 5 & 5 fastest to final) (Aug 26)

Heat 1: 1, Masai 14:45.35; 2, Dibaba 14:45.96; 3, Sun 14:46.73; 4, Dominguez 14:48.33; 5, Ouaziz 14:52.66; 6, Samitova 14:58.88; 7, Mondor 14:59.68; 8, Jane Gakunyi KEN 15:04.00; 9, Meseret Defar ETH 15:11.72; 10, Olga Yegorova RUS 15:12.41; 11, Kayoko Fukushi JPN 15:16.53; 12, Souad Ait Salem ALG 15:34.64; 13, Catherine Chikwaka MAW 15:40.10; 14, Simret Sultan ERI 16:09.48; 15, Inés Melchor PER 17:17.90; Lomah Kiplagat NED DNS

Heat 2: 1, Abeyegesse 14:54.95; 2, O'Sullivan 14:55.50; 3, Adere 14:56.01; 4, Ochichi 14:56.63; 5, Zadorozhnaya 14:56.70; 6, Szabo 14:56.70; 7, Kamch 15:00.61; 8, Babcock 15:01.48; 9, Irina Mikitenko GER 15:06.97; 10, Restituta Joseph TAN 15:10.54; 11, Lauren Fleshman USA 15:12.71; 12, Xing Huina CHN 15:13.50; 13, Hrysostomia Lakovou GRE 15:44.90; 14, Susanne Pumper AUT 15:53.52; 15, Dorcus Inzikuru UGA 16:00.99; 16, Lilian Claber Argereta HON 20:17.90

Helsinki 2005

Final (Aug 13)

1,	Tirunesh Dibaba	ETH	14:38.59
2,	Meseret Defar	ETH	14:39.54
3,	Ejegayehu Dibaba	ETH	14:42.47
4,	Meselech Melkamu	ETH	14:43.47
5,	Xing Huina	CHN	14:43.64
6,	Zakia Mrisho	TAN	14:43.87
7,	Priscah Jeplting	KEN	14:44.00
8,	Isabella Ochichi	KEN	14:45.14

9, Liliya Shobukhova RUS 14:47.07; 10, Olga Kravtsova BLR 14:47.75; 11, Sun Yingjie CHN 14:51.19; 12, Kayoko Fukushi JPN 14:59.92; 13, Susanne Wigene NOR 15:00.23; 14, Marta Domínguez ESP 15:02.30; 15, Jo Pavey GBR 15:14.37

Dibaba – the reigning champion – and Defar – the Olympic Champion – were the favourites, though history was against Dibaba as no woman

had ever won a global 5000m/10,000m double. The race began slowly, with a 3:02.53 kilometre split, but Sun then upped the pace with 2:51.32, before slowing to 8:52.62 at 3000m. The pace dipped further in the fourth kilometre which set things up for the fast-finishing Ethiopians. At the bell Xing led, but Dibaba sped by with 300m to go and only Defar could stay with her. With 60m to go Defar finally broke and Dibaba won by 8m, from Defar with her sister Ejegayehu winning her second bronze in Helsinki, and Melkamu creating the first women's four-way sweep (just two days after the American men's 200m). Dibaba's last lap was a scintillating 58.2.

First round (First 4 & 7 fastest to final) (Aug 10)

Heat 1: 1, Dibaba 14:50.98; 2, Melkamu 14:51.49; 3, Pavey 14:53.82; 4, Jepletting 14:54.50; 5, Dominguez 14:56.02; 6, Kravtsova 14:56.16; 7, Misho 14:57.22; 8, Sun 14:58.34; 9, Fukushi 15:05.77; 10, Lauren Fleshman USA 15:32.05; 11, Veerle Dejaeghere BEL 15:47.01; 12, Maryna Dubrova UKR 16:01.88; 13, Anesie Kwizera BDI 16:06.66; 14, Catherine Chikwakwa MAW 16:11.63; 15, Jessica Augusto POR 16:23.66

Heat 2: 1, Defar 15:13.52 Q; 2, Dibaba 15:14.33 Q; 3, Xing 15:14.48 Q; 4, Shobukhova 15:14.63 Q; 5, Ochichi 15:16.51 q; 6, Wigene 15:18.38 q; 7, Shalane Flanagan USA 15:20.59; 8, Maria Protopappa GRE 15:32.04; 9, Amy Rudolph USA 15:32.73; 10, Margaret Maury FRA 15:35.65; 11, Dulce Maria Rodriguez MEX 15:44.65; 12, Aniko Kálovics HUN 15:46.36; 13, Simret Sultan ERI 15:47.46; 14, Maria McCambridge IRL 16:05.44; 15, Miriam Kaumba ZAM 16:10.70

Osaka 2007

Final (Sep 1)

1,	Meseret Defar	ETH	14:57.91
2,	Vivian Cheruiyot	KEN	14:58.50
3,	Priscah Cheronon	KEN	14:59.21
4,	Sylvia Kibet	KEN	14:59.26
5,	Elvan Abeylegesse	TUR	15:00.88
6,	Meselech Melkamu	ETH	15:01.42
7,	Jen Rhines	USA	15:03.09
8,	Shalane Flanagan	USA	15:03.86
9,	Joanne Pavey GBR	15:04.77;	10, Gelete Burka ETH 15:07.46; 11, Mariya Konovalova RUS 15:09.71; 12, Silvia Weissteiner ITA 15:11.81; 13, Olga Kravtsova BLR 15:11.82; 14, Kayoko Fukushi JPN 15:19.40; 15, Jessica Augusto POR 15:24.93

The event lost some of its lustre when defending champion Tirunesh Dibaba withdrew having failed to fully recover from the 10,000m. A modest pace was set in the final with Fukushi leading through the first two kilometres with splits of 2:59.22 and 3:05.47 [6:04.69]. Cheruiyot was the leader for the next two kilometres, reaching 4000m in 12:13.05, which set the race up for the best kickers in the field. Defar, renowned as no worse than the second best finisher around (the best being Dibaba), lived up to her reputation. The Olympic Champion and world record holder took the lead just before the bell, and ran successive 200m splits of 30.45 and 28.18 to win by 5m from Cheruiyot (28.58 last 200m), with Cheronon edging Kibet for the bronze.

First round (First 5 & 5 fastest to final) (Aug 29)

Heat 1: 1, Abeylegesse 15:06.26; 2, Cheruiyot 15:06.54; 3, Kibet 15:06.54; 4, Burka 15:07.21; 5, Flanagan 15:07.47; 6, Kravtsova 15:17.64; 7, Fukushi 15:19.67; 8, Simret Sultan ERI 15:25.29; 9, Michelle Sikes USA 15:54.06; 10, Nora Rocha MEX 16:34.74; 11, Lucia Chandamale MAW 16:35.75; 12, Francine Niyonizigye BDI 17:25.22; Tirunesh Dibaba ETH & Yekaterina Volkova RUS DNS

Heat 2: 1, Defar 15:10.13; 2, Melkamu 15:10.32; 3, Cheronon 15:11.22; 4, Pavey 15:11.83; 5, Rhines 15:14.30; 6, Weissteiner 15:15.74; 7, Konovalova 15:16.49; 8, Augusto 15:21.23; 9, Kayo Sugihara JPN 15:31.44; 10, Zakia Mrisho Mohamed TAN 15:33.81; 11, Mary Cullen IRL 15:40.53; 12, Angelina Nyiransabimana RWA 15:53.23; 13, Gabriela Traña CRC 17:45.56; Mariem Alaoui Selsouli MAR DNF

Berlin 2009

Final (Aug 22)

1,	Vivian Cheruiyot	KEN	14:57.97
2,	Sylvia Kibet	KEN	14:58.33
3,	Meseret Defar	ETH	14:58.41
4,	Sentayehu Ejigu	ETH	15:03.38
5,	Meselech Melkamu	ETH	15:03.72
6,	Ines Chenonge	KEN	15:06.06
7,	Silvia Weissteiner	ITA	15:09.74
8,	Genzebe Dibaba	ETH	15:11.12

9, Jen Rhines USA 15:11.63; 10, Sara Moreira POR 15:12.22; 11, Yuriko Kobayashi JPN 15:12.44; 12, Yurika Nakamura JPN 15:13.01; 13, Alemitu Bekele TUR 15:18.18; 14, Krisztina Papp HUN 15:20.36; 15, Zakia Mrisho Mohamed TAN 15:31.73

Defending champion Defar was fastest in the heats, which eliminated just seven runners. The pace in the final was slow, with Cheruiyot leading at 3000m in 9:15.05. Little was done in the fourth kilometre (3:00.74), which in ordinary circumstances would have been playing into the hands of fast-finishing Defar. Cheruiyot increased the pace in the penultimate lap (67.9), but there were still six in with a chance of gold as the bell sounded. Cheruiyot, Defar and Kibet pulled away from the others in the back straight, and Defar went into the lead with 150m to go but could not get clear. Cheruiyot reacted and edged ahead with 40m remaining, then the Ethiopian gave up and was also passed by Kibet. Cheruiyot and Kibet ran their last 400m in 58.62 and 58.76 respectively. It was later discovered that the Ethiopian was running in Berlin with respiratory problems, though she also managed a sub-59 last lap.

"After Masai won the 10K race, she encouraged me to be self-confident," said her friend Cheruiyot. "She was my biggest inspiration."

First round (First 5 & fastest to final) (Aug 19)

Heat 1: 1, Ejigu 15:17.64; 2, Kibet 15:17.77; 3, Melkamu 15:18.39; 4, Papp 15:19.90; 5, Moreira 15:19.93; 6, Nakamura 15:21.01; 7, Julie Culley USA 15:32.33; 8, Natalya Popkova RUS 15:32.62; 9, Inés Melchor PER 16:00.83; 10, Marriam Thole MAW 17:12.21

Heat 2: 1, Defar 15:16.46; 2, Cheruiyot 15:16.59; 3, Chenonge 15:18.40; 4, Dibaba 15:19.66; 5, Bekele 15:19.88; 6, Rhines 15:20.20; 7, Weissteiner 15:20.88; 8, Kobayashi 15:23.96; 9, Mohamed 15:25.09; 10, Judith Pla ESP 15:54.32; 11, Pauline Niyongere BDI 16:33.77; Yelizaveta Grechishnikova RUS DQ (r40.1) (15:53.41)

Daegu 2011

Final (Sep 2)

1,	Vivian Cheruiyot	KEN	14:55.36
2,	Sylvia Kibet	KEN	14:56.21
3,	Meseret Defar	ETH	14:56.94
4,	Sentayehu Ejigu	ETH	14:59.99
5,	Mercy Cheronon	KEN	15:00.23
6,	Linet Masai	KEN	15:01.01
7,	Lauren Fleshman	USA	15:09.25
8,	Genzebe Dibaba	ETH	15:09.35
9,	Tejitu Daba BRN	15:14.62;	10, Yelena Zadorozhnaya RUS 15:15.48; 11, Zakia Mrisho TAN 15:18.81; 12, Helen Clitheroe GBR 15:21.22; 13, Hitomi Niiya JPN 15:41.67; 14, Amy Hastings USA 15:56.06; Yelizaveta Grechishnikova RUS DQ (r40.8) (15:45.61)

Cheruiyot, nearly 10 seconds faster than anyone else with her 14:20.87 in July 2011, was attempting to retain her title and also to become the only woman other than Tirunesh Dibaba to win the world 5000/10,000m double. "Tiru" was absent from Daegu with another unspecified injury, but her younger sister Genzebe was there and was one of the heat winners along with former Olympic Champion Defar.

No-one was interested in setting a fast pace in the final and the race was led by Niiша (3:01.87 at 1000m) and Zadorozhnaya (6:07.18 at 2000m). Cheruiyot was in the lead at 3000m (9:10.97), and was surprised that no-one was keen to apply pressure. She shared the lead with Masai, passing 4000m in 12:13.72, and started to crank up the pace with 600m remaining. At the bell (13:56.68) there were still seven in contention, but with 200m left only Defar and Kibet were in touch with the flying Cheruiyot, and a final 200m in 29.17 sealed her victory. Kibet passed Defar in the last 50m to win silver. History repeated itself in that the top four were the same as in Berlin though then Cheruiyot's last lap was 58.62 whereas in Daegu it was "only" 58.68!

Cheruiyot, nearly 10 seconds faster than anyone else with her 14:20.87 in July 2011, was attempting to retain her title and also to become the only woman other than Tirunesh Dibaba to win the world 5000/10,000m double. "Tiru" was absent from Daegu with another unspecified injury, but her younger sister Genzebe was there and was one of the heat winners along with former Olympic Champion Defar.

First round (First 5 & 5 fastest to final) (Aug 30)

Heat 1: 1, Defar 15:19.46; 2, Cheronon 15:20.01; 3, Kibet 15:20.08; 4, Ejigu 15:20.13; 5, Zadorozhnaya 15:23.90; 6, Hastings 15:29.49; 7, Niiya 15:31.09; 8, Clitheroe 15:37.73; 9, Kayo Sugihara JPN 15:41.78; 10, Alia Saeed Mohammed UAE 16:10.37; 11, Pauline Niyongere BDI 17:23.56

Heat 2: 1, Dibaba 15:33.06; 2, Daba 15:33.67; 3, Masai 15:33.99; 4, Fleshman 15:34.04; 5, Cheruiyot 15:34.80; 6, Mrisho 15:35.37; 7, Megumi Kinukawa JPN 15:38.23; 8, Molly Huddle USA 15:42.00; 9, Viktoria Poliudina KGZ 16:32.68; Grechishnikova DQ (r40.8) (15:35.64); Alemitu Bekele TUR DQ (r40.8) (15:38.25)

Moscow 2013

Final (Aug 17)

1, Meseret Defar	ETH	14:50.19
2, Mercy Cherono	KEN	14:51.22
3, Almaz Ayana	ETH	14:51.33
4, Viola Kibiwot	KEN	15:01.67
5, Buze Diriba	ETH	15:05.38
6, Molly Huddle	USA	15:05.73
7, Shannon Rowbury	USA	15:06.10
8, Susan Kuijken	NED	15:14.70

9, Yelena Nagovitsyna RUS 15:24.83; 10, Dolores Checa ESP 15:30.42; 11, Tejitu Daba BRN 15:33.89; 12, Kim Conley USA 15:36.58; 13, Karoline Bjerkeli Grøvdal NOR 15:48.87; 14, Dominika Nowakowska POL 15:58.26; 15, Jackie Areson AUS 16:08.32

The final began slowly with an opening lap led by Conley, whose transponder stopped the clock at 78.53 after 400m. Nowakowska led at 2000m (6:14.09), and Ayana took over just before 3000m (9:18.44). Defar then had a brief spell in front on the ninth lap, as if to urge Ayana to go faster, which she then did on returning to the lead. That lap to 3600m (68.14 by photo-cell) was the fastest of the race so far. Ayana maintained that tempo with Defar, Cherono, Kibiwot and World Junior Champion Diriba the only ones to keep up. Then Diriba was dropped and Kibiwot fell back as the top three kicked just after the bell. Defar went past Ayana with 200m remaining, and won by almost 10m after a last 200m of 29.31 according to transponders.

First round (First 5 & 5 fastest to final) (Aug 14)

Heat 1: 1, Cherono 15:34.70; 2, Ayana 15:34.93; 3, Huddle 15:40.91; 4, Rowbury 15:50.41; 5, Daba 15:56.74; 6, Almensch Belete BEL 16:03.03; 7, Sophie Duarte FRA 16:05.14; 8, Bethem Desalegn UAE 16:13.27; 9, Misaki Onishi JPN 16:16.52; 10, Carolina Tabares COL 16:22.81; Margaret Muriuki KEN DNF

Heat 2: 1, Defar 15:22.94; 2, Diriba 15:23.41; 3, Kibiwot 15:24.47; 4, Nagovitsyna 15:26.95; 5, Conley 15:27.35; 6, Bjerkeli Grøvdal 15:29.41; 7, Kuijken 15:34.31; 8, Areson 15:40.21; 9, Checa 15:43.73; 10, Nowakowska 15:45.10; 11, Giuli Dekanadze GEO 17:57.39

5000 METRES

Multiple Medalists:

3	Berhane Adere	ETH	01-2, 03-1, 05-2
	Tirunesh Dibaba	ETH	05-1, 07-1, 13-1
2	Zhong Huandi	CHN	91-2, 93-2
	Sally Barsosio	KEN	93-3, 97-1
	Tegla Lorupe	KEN	95-3, 99-3
	Fernanda Ribeiro	POR	95-1, 97-2
	Derartu Tulu	ETH	95-2, 01-1
	Gete Wami	ETH	99-1, 01-3
	Linet Masai	KEN	09-1, 11-3

Most Finals/Placings in Top Eight:

5	Adere	97-4, 99-7, 01-2, 03-1, 05-2
---	-------	------------------------------

Most Appearances:

7	Adere	93-14h2, 95-11h2, 97-4, 99-7, 01-2, 03-1, 05-2
---	-------	--

National Placings:

	1	2	3	4	5	6	7	8	Points
ETH	6	5	4	1	2	2	1	1	131
KEN	3	2	4	4	1	1	1	1	92
CHN	1	2	2	1	1	-	3	1	50
GBR	1	1	-	2	1	1	-	-	32
USA	-	-	1	-	2	3	1	2	27
POR	1	1	-	-	1	1	2	1	23
JPN	-	-	1	1	2	-	1	1	22
GER	-	-	1	1	-	1	-	-	14
RUS	-	-	-	-	1	2	1	1	13
URS	-	1	-	1	-	-	-	-	12
NOR	1	-	-	-	-	-	1	-	10
TUR	-	1	-	-	-	-	-	-	7
BRN	-	-	-	-	-	2	-	-	6
ITA	-	-	-	1	-	-	-	-	5
NED	-	-	-	1	-	-	-	-	5
NZL	-	-	-	-	1	-	-	1	5
RSA	-	-	-	-	1	-	-	1	5
ROU	-	-	-	-	1	-	-	-	4
MAR	-	-	-	-	-	-	1	-	2
AUS	-	-	-	-	-	-	-	1	1
ESP	-	-	-	-	-	-	-	1	1
FRA	-	-	-	-	-	-	-	1	1
Totals	13	13	13	13	13	13	13	13	468

10,000 Metres

Sittard 1980

Invitation (Aug 15)

1, Kath Binns	GBR	32:57.17
2, Fionnuala Morrish	IRL	33:51.7
3, Magda Ilands	BEL	34:25.3
4, Marja Wokke	NED	35:28.9

This invitation event was won easily by Binns in a new national record, then the fifth-quickest of all-time.

Rome 1987

Final (Sep 4)

1, Ingrid Kristiansen	NOR	31:05.85
2, Yelena Zhupiyova	URS	31:09.40
3, Kathrin Ullrich	GDR	31:11.34
4, Olga Bondarenko	URS	31:18.38
5, Liz Lynch	GBR	31:19.82
6, Lynn Jennings	USA	31:45.43
7, Albertina Machado	POR	31:46.61
8, Wang Xiuting	CHN	31:48.88

9, Angela Tooby GBR 31:55.30; 10, Kerstin Pressler FRG 31:56.80; 11, Martine Oppliger SUI 32:07.49; 12, Marleen Renders BEL 32:12.51; 13, Lynn Nelson USA 32:22.88; 14, Christine McMiken NZL 32:25.67; 15, Francie Larrieu Smith USA 32:30.00; 16, Nancy Rooks-Tinari CAN 32:31.55; 17, Aurora Cunha POR 32:44.42; 18, Kumi Araki JPN 33:15.08; 19, Ana Isabel Alonso ESP 33:20.65; 20, Tuija Jousimaa FIN 33:25.46; 21, Lorraine Moller NZL 34:07.26; Liève Slegers BEL DNF

World record holder Ingrid Kristiansen ran a clever tactical race in which she managed to discourage all her rivals despite being below her best form.

The Norwegian took off in the second lap and by 1000m had a lead of some 20 seconds. By halfway (15:21.51), Kristiansen had started to lap the field. The chasing pack, led by Liz Lynch (5000m: 15:36.5) seemed to be racing for the silver medal. By the bell, the Norwegian's lead was still 15 seconds, but this was cut dramatically as the race for the silver exploded. It was Zhupiyova, not her better-known teammate Bondarenko, who had the best finish. Her 61.5 last lap was more than 10 seconds faster than Kristiansen but she had left her effort too late.

First round (First 8 & 6 fastest to final) (Aug 31)

Heat 1: 1, Ullrich 33:07.92; 2, Lynch 33:09.26; 3, Cunha 33:09.86; 4, Kristiansen 33:10.37; 5, Renders 33:10.95; 6, Jennings 33:16.18; 7, Tooby 33:20.14; 8, Oppliger 33:22.25; 9, Rooks-Tinari 33:24.20; 10, Araki 33:24.37; 11, Alonso 33:38.37; 12, McMiken 33:41.10; 13, Jousimaa 33:46.05; 14, Middle Hamrin SWE 34:10.36; 15, Danièle Kaber LUX 34:24.52; 16, Mónica Regonesi CHI 34:57.64; 17, Leah Malot KEN 36:23.66; Maria Curatolo ITA & Yelena Romanova URS DNF; Karolina Szabó HUN DNS

Heat 2: 1, Zhupiyova 33:32.05; 2, Bondarenko 33:34.79; 3, Pressler 33:35.49; 4, Moller 33:35.73; 5, Wang 33:36.07; 6, Larrieu Smith 33:37.36; 7, Machado 33:40.87; 8, Nelson 33:43.71; 9, Slegers 33:48.91; 10, Susan Crehan GBR 33:54.99; 11, Sue Lee CAN 34:14.92; 12, Susan Berenda CAN 34:15.48; 13, Conceição Ferreira POR 34:43.35; 14, Rose Lambe IRL 35:00.17; 15, Michelle Bush CAF 35:30.96; Päivi Tikkanen FIN, Beverley Lord GUY & Cristina Tomasini ITA DNF

Tokyo 1991

Final (Aug 30)

1, Liz McColgan	GBR	31:14.31
2, Zhong Huandi	CHN	31:35.08
3, Wang Xiuting	CHN	31:35.99
4, Kathrin Ullrich	GER	31:38.96
5, Lynn Jennings	USA	31:54.44
6, Utta Pippig	GER	31:55.68
7, Ingrid Kristiansen	NOR	32:10.75
8, Derartu Tulu	ETH	32:16.55

9, Jill Hunter GBR 32:24.55; 10, Luchia Yisak ETH 32:27.61; 11, Conceição Ferreira POR 32:29.12; 12, Deiliah Asiago KEN 32:33.71; 13, Tatyana Pozdnjakova URS 32:35.17; 14, Wang Yongmei CHN 32:40.22; 15, Rosanna Munerotto ITA 32:44.43; 16, Miki Igashiri JPN 32:44.62; 17, Iulia Negura ROU 32:53.57; 18, Carole Rouillard CAN 32:58.77; 19, Annette Sergent-Palluy FRA 33:01.92; 20, Izumi Maki JPN 33:27.84; 21, Jane Ngotho KEN 33:36.91; Anne Marie Leitko USA, Yelena Romanova URS, Päivi Tikkanen FIN & Albertina Dias POR DNF

McColgan, who as Liz Lynch had placed fifth in Rome, overcame the extreme heat and humidity to win from the front by a huge margin.

The start of the final was delayed by several minutes following the commotion surrounding Mike Powell's long jump world record. Once the race started, McColgan's intentions were clear. With kilometre splits of 3:02.95, 6:09.42, 9:16.96 and 12:25.85, she gradually dropped most of the opposition, including the defending champion Kristiansen.

At halfway (15:34.15), the Scotswoman had only the world junior champion, Tulu, for company. The chasing pack were 20m behind. The Ethiopian tried to slow the pace down at the start of the eighth kilometre, but McColgan pushed on relentlessly and was 80m in front by 8000m. Tulu fell out of contention.

While McColgan crossed the line, the Chinese pair of Zhong and Wang were unexpectedly outstripping Ullrich for the other medals.

"I was waiting for someone to pass me, but nobody did," said McColgan, who had given birth to a daughter just 10 months earlier. "Tulu tried, but she was actually trying to slow down the pace. I knew she was tired and I knew if I wanted the gold, I would have to go for it. And I went, saying 'I want, I want, I want...'"

In spite of the conditions, a terrific standard was set in the heats with 14 women quicker than 32 minutes.

First round (First 10 & 5 fastest to final) (Aug 27)

Heat 1: 1, Negura 31:52.58; 2, Wang X 31:53.13; 3, Ullrich 31:54.05; 4, Hunter 31:55.55; 5, Sergent-Palluy 31:55.97; 6, Yisak 31:56.42; 7, Jennings 31:56.52; 8, Rouillard 31:56.74; 9, Maki 31:57.23; 10, Ferreira 31:59.13; 11, Pozdnyakova 32:00.24; 12, Wang Y 32:00.27; 13, Asiago 32:04.53; 14, Munerotto 32:05.75; 15, Suzana Cirić YUG 32:28.09; 16, Liève Slegers BEL 32:31.55; 17, Carmen de Oliveira BRA 32:36.44; 18, Claudia Dreher GER 32:44.94; 19, Olga Nazarkina URS 32:55.65; 20, Zita Ágoston HUN 33:07.19; 21, Martha Ernstdóttir ISL 33:10.93; 22, Maria-Luisa Servin MEX 33:13.70; 23, Jenny Lund AUS 33:15.18; 24, Valerie McGovern IRL 35:08.40

Heat 2: 1, Tulu 31:45.95; 2, Kristiansen 31:50.36; 3, McColgan 31:54.67; 4, Zhong 31:58.82; 5, Pippig 32:00.76; 6, Igarashi 32:01.04; 7, Dias 32:03.76; 8, Tikkanen 32:06.67; 9, Romanova 32:06.73; 10, Ngotho 32:09.38; 11, Letko 32:26.65; 12, Akemi Matsuno JPN 32:31.18; 13, Marciane Mukamurenzi RWA 32:33.27; 14, Lisa Harvey CAN 32:41.87; 15, Rosario Murcia FRA 32:49.75; 16, Olga Appell MEX 32:54.63; 17, Susan Hobson AUS 33:21.20; 18, Odile Ohier FRA 33:22.55; 19, Lesley Morton NZL 33:23.17; 20, Maricarmen Diaz MEX 33:46.24; 21, Anuța Cătuță ROU 34:12.44; 22, Griselda González ARG 34:16.26; 23, Vilma Peña CRC 35:06.98; Fernanda Marques POR & Francie Larrieu Smith USA DNF

Stuttgart 1993

Final (Aug 21)

1,	Wang Junxia	CHN	30:49.30
2,	Zhong Huandi	CHN	31:12.55
3,	Sally Barsosio	KEN	31:15.38
4,	Tegla Lorupe	KEN	31:29.91
5,	Lynn Jennings	USA	31:30.53
6,	Conceição Ferreira	POR	31:30.60
7,	Albertina Dias	POR	31:33.03
8,	Anne Marie Letko	USA	31:37.26
9,	Uta Pippig	GER	31:39.97; 10, Fernanda Ribeiro POR 31:40.51; 11, Carmen de Oliveira BRA 31:47.76; 12, Maria Guida ITA 32:15.34; 13, Kathrin Wessel GER 32:27.38; 14, Olga Appell MEX 32:32.51; 15, Naomi Yoshida JPN 32:35.44; 16, Iulia Negura ROU 32:40.61; 17, Izumi Maki JPN 32:53.41; 18, Rosario Murcia FRA 32:54.65; 19, Suzana Cirić IWP 33:26.72; 20, Isabel Juarez MEX 33:28.47; 21, Elaine Van Blunk USA 33:42.85; 22, Gitta Karlshøj DEN 33:58.58; Catherina McKiernan IRL, Elana Meyer RSA & Päivi Tikkanen FIN DNF

The two Chinese finalists, Wang and Zhong, set off on pace for a championship record (1000m: 3:04.00, 2000m: 6:11.84, 3000m: 9:20.16). Barsosio, Meyer and Jennings were in close attendance, but the inexperienced Barsosio, just 15, was causing problems. She repeatedly blocked Meyer's attempts to overtake her and was given an official warning for her conduct. A distraught Meyer – the Olympic silver medalist – dropped out of the race soon after 3000m.

The Kenyan went on take the lead (4000m: 12:28.72) and for a while was as much as 10m in front. By halfway (15:43.38), Zhong was in front again. Barsosio, along with her teammate Lorupe, stayed with the Chinese pair, but no-one could react when Wang made her move

with six laps remaining. She produced a lap of 70.2 and managed to speed up further. Her final 3000m took just 8:42.42 and the final lap 61.07.

Zhong outkicked Barsosio to duplicate her 1991 silver medal. It was mistakenly announced that Barsosio had been disqualified after the race. In the confusion, she was not asked to perform a doping test, meaning that her time could not stand as a world junior record.

Wang's run was a prelude to a remarkable spate of record-breaking runs by China's women at the Chinese National Games in Beijing. Eighteen days after her gold medal, Wang lowered Ingrid Kristiansen's world record to an unbelievable 29:31.78.

First round (First 10 & 5 fastest to final) (Aug 19)

Heat 1: 1, Barsosio 32:27.99; 2, Jennings 32:28.30; 3, Wang 32:28.35; 4, Dias 32:28.39; 5, Ferreira 32:28.42; 6, Yoshida 32:28.66; 7, de Oliveira 32:29.48; 8, Pippig 32:31.90; 9, Negura 32:32.51; 10, Appell 32:34.43; 11, Murcia 32:56.24; 12, Van Blunk 33:06.44; 13, Julia Sakara ZIM 33:20.16; 14, Junko Kataoka JPN 33:21.31; 15, Viktoriya Nenaseva RUS 33:23.19; 16, Lisa Harvey CAN 33:24.66; 17, Vikki McPherson GBR 33:49.51; 18, Jayanthi Palaniappan MAS 33:56.72; 19, Barbara Moore NZL 34:38.27; 20, Aura Morales GUA 36:06.02; Martha Ernstdóttir ISL DNS

Heat 2: 1, Letko 32:26.22; 2, Zhong 32:26.40; 3, Guida 32:26.60; 4, Lorupe 32:26.67; 5, Maki 32:26.89; 6, Meyer 32:28.02; 7, Ribeiro 32:29.21; 8, Tikkanen 32:51.72; 9, Wessel 32:52.06; 10, Cirić 32:58.38; 11, McKiernan 33:00.38; 12, Karlshøj 33:05.13; 13, Juarez 33:17.94; 14, Berhane Adere ETH 33:20.62; 15, Martha Tenorio ECU 33:50.68; 16, Lesley Morton NZL 33:54.39; 17, Mariu Salazar PER 34:58.62; 18, Gulsara Dababayeva TJK 39:30.28; 19, Tevdenshigmed Enh-OD MGL 40:32.86; Tamara Kaba UKR & Ma Ningning CHN DNS

Gothenburg 1995

Final (Aug 9)

1,	Fernanda Ribeiro	POR	31:04.99
2,	Derartu Tulu	ETH	31:08.10
3,	Tegla Lorupe	KEN	31:17.66
4,	Maria Guida	ITA	31:27.82
5,	Elana Meyer	RSA	31:31.96
6,	Liz McColgan	GBR	31:40.14
7,	Alla Zhilyayeva	RUS	31:52.15
8,	Hiromi Suzuki	JPN	31:54.01
9,	Annemari Sandell	FIN	31:54.29; 10, Kathrin Wessel GER 31:55.04; 11, Liève Slegers BEL 32:10.59; 12, Lynn Jennings USA 32:12.82; 13, Conceição Ferreira POR 32:14.69; 14, Anne Marie Lauck USA 32:22.54; 15, Jill Hunter GBR 32:24.93; 16, Junko Kataoka JPN 32:45.43; 17, Marleen Renders BEL 32:47.46; 18, Gete Wami ETH 32:56.94; Albertina Dias POR & Yvonne Murray GBR DNF

Once she confirmed she would run the 10,000m, Ribeiro was many people's favourite as she had set a world 5000m record of 14:36.45 two weeks earlier. She was the leader of the 20-strong final on a slow first lap (83.02), before Britons Hunter and McColgan took up the pace. McColgan, the 1991 champion, passed 3000m in 9:45.94 (33:13 pace). Meyer then injected some pace with a 2:56.37 fourth kilometre. This spread the field and Ribeiro was the only one to follow closely. Ribeiro moved in front at 5000m (15:46.89). Meyer, Olympic Champion Tulu, Lorupe and Guida followed with McColgan an isolated sixth.

The Italian was dropped at 7Km. Meyer was the next to crack. At 9Km, Ribeiro led from Tulu and Lorupe. The Portuguese had been leading for 4000m and had run the previous 3000m in 9:16.21. She continued to lead into the final lap. Lorupe was dropped at the bell but Tulu stuck to the Portuguese and looked relaxed. She duly challenged for the lead on the final bend. Ribeiro, though, had saved enough and pulled clear to win.

First round (First 8 & 4 fastest to final) (Aug 6)

Heat 1: 1, Tulu 32:16.71; 2, Murray 32:16.76; 3, Wami 32:17.41; 4, Lorupe 32:17.92; 5, Meyer 32:17.97; 6, Kataoka 32:18.62; 7, Lauck 32:19.57; 8, Slegers 32:21.29; 9, Hunter 32:22.93; 10, Ferreira 32:34.62; 11, Wessel 32:46.51; 12, Dong Zhaoxia CHN 33:18.58; 13, Laurie Henes USA 33:22.92; 14, Marta Tenorio ECU 34:23.76; 15, Nora Rocha MEX 34:23.78; 16, Carol Galea MLT 35:30.84; Klara Kaspahova RUS DNS

Heat 2: 1, Ribeiro 32:33.87; 2, McColgan 32:33.89; 3, Jennings 32:33.89; 4, Guida 32:34.28; 5, Dias 32:34.44; 6, Sandell 32:35.05; 7, Suzuki 32:39.92; 8, Rinders 32:45.50; 9, Zhilyayeva 32:51.50; 10, Yasuko Kimura JPN 32:54.82; 11, Birhane Adere ETH 33:14.76; 12, Carmen Fuentes ESP 33:16.86; 13, Serap Aktas TUR 34:19.25; 14, Carole Montgomery CAN 34:23.16; 15, Martha Ernstdóttir ISL 34:29.55; Virginie Gloum CAF 40:07.49; Catherina McKiernan IRL DNS

Athens 1997

Final (Aug 5)

1, Sally Barsosio	KEN	31:32.92
2, Fernanda Ribeiro	POR	31:39.15
3, Masako Chiba	JPN	31:41.93
4, Berhane Adere	ETH	31:48.95
5, Ren Xiujian	CHN	31:50.63
6, Tegla Loroupe	KEN	32:00.93
7, Yang Siju	CHN	32:01.61
8, Colleen de Reuck	RSA	32:03.81

9, Silvia Sommaggio ITA 32:16.92; 10, Chiemi Takahashi JPN 32:23.61; 11, Nora Rocha MEX 32:34.58; 12, Julia Vaquero ESP 32:36.91; 13, Annette Peters USA 32:43.38; 14, Chantal Dallenbach FRA 32:51.20; 15, Annemari Sandell FIN 33:00.11; 16, Hiromi Masuda JPN 33:03.14; 17, Elana Meyer RSA 33:05.82; Marleen Renders BEL, Gete Wami ETH & Zahia Dahmani FRA DNF

History was made when, for the first time, a Kenyan woman won a global track title. The distinction fell to Barsosio, who at the 1993 Championships, when reportedly only 15, had become the youngest ever medallist when finishing third in controversial circumstances. This time she dethroned Ribeiro in 31:32.92, which was recognised as a world junior record since her 1993 mark of 31:15.38 was never ratified as no doping test was carried out.

The first half of the race, run in 30°C heat, was slow, with Ribeiro the leader in 16:12.81, but Barsosio, who burst ahead three laps from the end with a 67.9 23rd lap, completed her second 5000m in 15:20.0 with an unstopable final kilometre of 2:52.35. "Ribeiro has a strong kick and I didn't want to wait for it," she explained.

Several leading lights met with disaster. The 1992 Olympic Champion Tulu was eliminated in the heats, her Ethiopian colleague Wami (the 1996 world cross country champion) was carried off with a pulled muscle, and Meyer – the Olympic runner-up to Tulu – fell and finished last.

First round (First 8 & 4 fastest to final) (Aug 2)

Heat 1: 1, Rocha 33:07.09; 2, Sandell 33:07.50; 3, Ren 33:08.12; 4, Sommaggio 33:08.19; 5, Loroupe 33:08.20; 6, Takahashi 33:08.26; 7, Dahmani 33:08.68; 8, Meyer 33:09.70; 9, Hrisoula Iakovou GRE 33:14.86; 10, Olivera Jevtic YUG 33:18.42; 11, Derartu Tulu ETH 33:25.99; 12, Gwyn Coogan USA 34:06.34; 13, Yvonne Danson SIN 37:19.51; 14, Esperanza Obono GEO 45:13.69; Marina Bastos POR DNF; Nyla Carroll NZL DNF

Heat 2: 1, Adere 32:05.29; 2, Ribeiro 32:05.65; 3, Barsosio 32:05.68; 4, Wami 32:05.73; 5, Chiba 32:05.76; 6, Yang 32:06.12; 7, de Reuck 32:09.56; 8, Masuda 32:11.63; 9, Vaquero 32:12.25; 10, Peters 32:14.08; 11, Dallenbach 32:49.40; 12, Renders 33:02.37; 13, Helena Sampaio POR 33:14.85; 14, Adriana Fernández MEX 33:40.09; 15, Kylie Risk AUS 33:56.48; 16, Maysa Matrood IRQ 35:44.93

Seville 1999

Straight Final (Aug 26)

1, Gete Wami	ETH	30:24.56
2, Paula Radcliffe	GBR	30:27.13
3, Tegla Loroupe	KEN	30:32.03
4, Harumi Hiroyama	JPN	31:26.84
5, Chiemi Takahashi	JPN	31:27.62
6, Merima Hashim	ETH	31:32.06
7, Berhane Adere	ETH	31:32.51
8, Teresa Reio	ESP	31:43.80

9, Marleen Renders BEL 31:51.21; 10, Olivera Jevtic YUG 31:57.67; 11, Deena Drossin USA 32:11.14; 12, Yuko Kawakami JPN 32:19.02; 13, Restituta Joseph TAN 32:20.26; 14, Maria Abel ESP 32:22.88; 15, Ana Dias POR 32:37.72; 16, Anne Marie Lauck USA 32:57.07; 17, Zheng Guoxia CHN 32:59.83; 18, Blandine Bizner-Duret FRA 33:06.98; 19, Dong Zhaoxia CHN 33:12.94; 20, Lidiya Vasilevskaya RUS 33:13.21; 21, Maria Luisa Larraga ESP 33:15.99; 22, Zahia Dahmani FRA 33:46.23; 23, Priscilla Mamba SWZ 38:45.18; Fernanda Ribeiro POR; Laghzaoui Asmaa MAR; Leah Malot KEN; Alice Timbilki KEN; Annemari Sandell FIN; Helena Sampaio POR & Libbie Hickman USA DNF

That this was probably the greatest ever women's distance race was largely due to the courageous running of Radcliffe. Despite 30°C+ heat she led for most of the way at incredible speed for the conditions, smashed her Commonwealth record by over 13 seconds, and destroyed such brilliant runners as Ribeiro (who dropped out at 6 kilometres) and Loroupe, who was forced to concede early on the last lap. The only

problem was that despite Radcliffe's Herculean efforts she could not shake off world 8 kilometres cross country champion Wami, who proceeded to outkick the Briton over the last 200m having not led for a single stride until then. Wami's African and Ethiopian record of 30:24.56 was then the fifth-fastest ever run, while Radcliffe's 30:27.13 ranked 6th and Loroupe's Kenyan record of 30:32.03 7th.

Wami, Ethiopia's first woman to win a world track title, covered the second 5000m in a remarkable 14:59.1. The kilometre splits were 3:11.45, 3:04.99, 3:03.65, 3:02.64, 3:02.51, 2:59.04, 3:03.06, 3:03.30, 2:59.76 and 2:54.16.

Edmonton 2001

Final (Aug 7)

1, Derartu Tulu	ETH	31:48.81
2, Berhane Adere	ETH	31:48.85
3, Gete Wami	ETH	31:49.98
4, Paula Radcliffe	GBR	31:50.06
5, Mihaela Botezan	ROU	32:03.46
6, Lyudmila Petrova	RUS	32:04.94
7, Asmaa Leghzaoui	MAR	32:06.35
8, Yamma Belkacem	FRA	32:09.21

9, Haruko Okamoto JPN 32:14.56; 10, Lyudmila Biktashyova RUS 32:18.64; 11, Deena Drossin USA 32:18.65; 12, Olivera Jevtic YUG 32:19.44; 13, Mizuki Noguchi JPN 32:19.44; 14, Aster Bacha ETH 32:25.81; 15, Teresa Reio ESP 32:30.56; 16, Hryostomia Iakovou GRE 32:41.46; 17, Natalya Berkut UKR 32:32.68; 18, Gunnhild Halle Haugen NOR 32:33.72; 19, Mari Ozaki JPN 32:39.17; 20, Tina Connelly CAN 33:00.37; 21, Ana Dias POR 33:03.78; 22, Jennifer Rhines USA 33:11.22; 23, Inga Juodeškienė LTU 33:11.60; 24, Maria Paredes ECU 35:44.52

The pace was not quick and halfway was reached with Belkacem in front in 16:28.89. The pack did not begin to dwindle until the 20th lap, and all eyes were on 1999 silver medallist Radcliffe and three Ethiopians – defending champion Wami, Olympic Champion Tulu and the experienced Adere. Radcliffe ran from the front in Seville and Sydney (where she was fourth). In Edmonton she waited until four laps from home to make her bid for victory. She covered the 23rd lap in 68.77 but one lap later – at the bell – the Ethiopian trio all went past her.

Tulu DNF to be the best of the Ethiopians, but only just. She and Adere sprinted side by side until the finish, where Tulu was just 0.04 ahead. Meanwhile Radcliffe was battling with Wami for the bronze but she fell 0.08 short of preventing an Ethiopian sweep. Cruelly for the British runner, the scoreboard initially and wrongly showed her and not Wami in third place.

Paris 2003

Straight Final (Aug 23)

1, Berhane Adere	ETH	30:04.18
2, Worknesh Kidane	ETH	30:07.15
3, Sun Yingjie	CHN	30:07.20
4, Lornah Kiplagat	NED	30:12.53
5, Alla Zhilyayeva	RUS	30:23.07
6, Galina Bogomolova	RUS	30:26.20
7, Xing Huina	CHN	30:31.55wJR
8, Benita Johnson	AUS	30:37.68

9, Ejegayehu Dibaba ETH 31:01.07; 10, Jelena Pročupkica LAT 31:06.14; 11, Kayoko Fukushi JPN 31:10.57; 12, Deena Drossin USA 31:17.86; 13, Mihaela Botezan ROU 31:28.72; 14, Yoko Shibui JPN 31:42.01; 15, Megumi Tanaka JPN 31:47.00; 16, Lidiya Grigoryeva RUS 31:49.41; 17, Elva Dyer USA 31:59.81; 18, Helena Javornik SLO 32:01.57; 19, Selina Kosgei KEN 32:09.15; 20, Anikó Kálovics HUN 32:15.96; 21, Sonja Stolic SCG 33:08.87; 22, Natalya Berkut UKR 33:12.84; 23, Yesenia Centeno ESP 33:32.50; Derartu Tulu ETH, Sabrina Mockenhaupt GER & Fernanda Ribeiro POR DNF

It was a pity that European record holder Paula Radcliffe withdrew from the championships feeling unprepared after illness and injury. Yet the woman athlete of 2002 was hardly missed from the greatest ever women's 10,000m race. Right from the start it was quick, the first kilometre reached in 2:59.62. By the second kilometre Sun was ahead. The Chinese was an interesting sight, running with arms dangling at her

side except at the end of each lap when she pressed a button on her wristwatch. She produced a 69.6 circuit to 2400m and the field was strung out behind her. She continued to 3000m in 8:59.93 (2:56.52 kilometre), then 4000m in 12:00.16. Only four women stayed in touch: four Ethiopians and Kiplagat, a Kenyan who had recently become a Dutch citizen. Kiplagat took over from Sun as they went through halfway in 15:06.53.

Shortly after 5000m, the 2001 champion Tulu dropped out. She had apparently been suffering from food poisoning. That fifth kilometre had taken 3:06.37 (the slowest of the race). Kiplagat picked up the pace again but could not shake off Adere, Kidane or Sun. Then with 700m left the valiant Sun surged again, covering the penultimate lap in 68.55. She did not drop the other three, but one wondered if anyone would produce a finishing kick after such a harsh pace. The answer "yes" came on the backstraight of the last lap when Adere raced ahead. She won clearly with a new African record, having covered the last 200m in 29.9. Records tumbled in this race which saw the fastest ever times for places 2-16. In seventh place Xing Huina broke the world junior record.

Helsinki 2005

Straight Final (Aug 6)

1, Tirunesh Dibaba	ETH	30:24.02																																		
2, Berhane Adere	ETH	30:25.41																																		
3, Ejegayehu Dibaba	ETH	30:26.00																																		
4, Xing Huina	CHN	30:27.18																																		
5, Edith Masai	KEN	30:30.26																																		
6, Worknesh Kidane	ETH	30:32.47																																		
7, Sun Yingjie	CHN	30:33.53																																		
8, Galina Bogomolova	RUS	30:33.75																																		
9, Paula Radcliffe	GBR	30:42.75; 10, Irène Kwambai	KEN	30:55.80; 11, Kayoko Fukushi	JPN	31:03.75; 12, Jelena Prokopčuka	LAT	31:04.55; 13, Alla Zhilyayeva	RUS	31:17.97; 14, Katie McGregor	USA	31:21.20; 15, Kim Smith	NZL	31:24.29; 16, Jen Rhines	USA	31:26.66; 17, Sabrina Mockenhaupt	GER	31:28.21; 18, Hitomi Miyai	JPN	31:43.74; 19, Benita Johnson	AUS	31:55.15; 20, Yelena Samokhvalova	RUS	31:57.85; 21, Hiromi Ominami	JPN	32:02.38; 22, Blake Russell	USA	32:07.00; 23, Mihaela Botezan	ROU	32:28.29; 24, Dulce Maria Rodriguez	MEX	33:04.73; Kathy Butler	GBR	& Marie Davenport	IRL	DNF

Radcliffe chose to use the 10,000m as a warm-up for the marathon, and duly led from the gun, passing 5000m in 15:16.29. Masai and Kidane then took over the pacemaking for the next 2000m, before Xing took the helm. The 9000m mark was passed in 27:35.19, and Adere, winner in 2003 and in the top seven since the 1997 championships, led at the bell in 30:25.50. Adere had accelerated a few strides before the bell with only the Dibaba sisters able to go with her. Tirunesh Dibaba flowed past with 210m to go and won regally by 10m after a last lap of 58.4.

Osaka 2007

Straight Final (Aug 25)

1, Tirunesh Dibaba	ETH	31:55.41																										
2, Elvan Abeylegesse	TUR	31:59.40																										
3, Kara Goucher	USA	32:02.05																										
4, Joanne Pavey	GBR	32:03.81																										
5, Kim Smith	NZL	32:06.89																										
6, Deena Kastor	USA	32:24.58																										
7, Ejegayehu Dibaba	ETH	32:30.44																										
8, Philes Ongori	KEN	32:30.74																										
9, Emily Chebet	KEN	32:31.21; 10, Kayoko Fukushi	JPN	32:32.85; 11, Nathalie de Vos	BEL	32:38.60; 12, Inga Abitova	RUS	32:40.39; 13, Katie McGregor	USA	32:44.76; 14, Megumi Kinukawa	JPN	32:45.19; 15, Akane Wakita	JPN	32:48.68; 16, Asmaa Leghzaoui	MAR	32:51.30; 17, Benita Johnson	AUS	32:55.94; 18, Aheza Kiros	ETH	33:06.60; 19, Evelyn Wambui	KEN	33:17.12; Olga Kravtsova	BLR	& Mestawet Tufa	ETH	DNF; Nora Rocha	MEX	DNS

Dibaba was the hot favourite to repeat as the champion, but events conspired to put this prediction in jeopardy. The heat (30°C) ensured a slow pace, and halfway was reached in a tortuous 16:29.24. At 6000m, Tufa and Johnson fell while Dibaba very nearly did so, and Dibaba

then dropped 40m behind the field, suffering from stomach cramps. After 4 laps she managed to rejoin the field, and reacted when Abeylegesse speeded things up. The Ethiopian-born Turk covered the eighth kilometre in 3:07.62, and accelerated further to 3:02.45 with the ninth. Behind the leading two, Pavey, Smith and Goucher were fighting for third place, with Goucher covering her last 200m in 32.0 to ensure the bronze ahead of Pavey. Up ahead it was Dibaba back to form in the last lap, taking over from Abeylegesse with the bell, and cruising away to win by 30m. This time her last circuit took 60.11, with most of the work done in the penultimate 200m, covered in 29.38.

Berlin 2009

Straight Final (Aug 15)

1, Linet Masai*	KEN	30:51.24*																								
2, Meselech Melkamu	ETH	30:51.34																								
3, Wude Ayalew*	ETH	30:51.95*																								
4, Grace Momenyi*	KEN	30:52.25*																								
5, Meseret Defar	ETH	30:52.37																								
6, Amy Yoder Begley	USA	31:13.78																								
7, Yurika Nakamura*	JPN	31:14.39*																								
8, Kim Smith	NZL	31:21.42																								
9, Kayoko Fukushi	JPN	31:23.49; 10, Inês Monteiro*	POR	31:25.67*; 11, Mariya Kononova	RUS	31:26.94; 12, Florence Kiplagat*	KEN	31:30.85*; 13, Ana Dulce Félix	POR	31:30.90; 14, Shalane Flanagan	USA	31:32.19; 15, Kseniya Agatonova*	RUS	31:43.14; 16, Ana Dias	POR	31:49.91; 17, Katie McGregor	USA	32:18.49; 18, Zhang Yingying*	CHN	32:33.63*; 19, Liliya Shobukhova	RUS	32:42.36; 20, Yukari Saku*	JPN	33:41.17*; Elvan Abeylegesse	TUR	DNF

* Cut in prematurely from outer stagger at start

Melkamu had run an African record 29:53.80 earlier in the season, but was not favourite, as Defar in her debut at the event had run 29:59.20 in poor conditions five weeks before the championships.

The pace was slow, with halfway reached in 15:45.19. Masai stepped things up sharply with 3000m to go, putting in a 71 second lap followed by circuits of 69.8 and 70.5. This ensured that the leading group of five – three Ethiopians and two Kenyans – were well clear of the field. Momenyi shared the pace with Masai who led at the bell (29:48.10). Defar went into the lead 350m from the finish and continued to lead from Melkamu with 100m to go, with Masai 2m back. Melkamu caught a faltering Defar with 40m left, but it became clear that Masai – despite her earlier efforts – had discovered a sprint finish which was closing in on the Ethiopian paring. The tall Kenyan caught Melkamu on line just as the Ethiopian had raised her arms to celebrate. Meanwhile Defar gave up and was passed by Ayalew and Momenyi.

After the race it registered that nine runners grouped in the outer stagger (asterisked above) – including Masai, Ayalew and Momenyi – may have run around six metres less than the entire race distance because they cut in immediately from the start as cones separating the echelons were not in place as required by IAAF rule 162.10. Therefore, while their times and placings will remain the same they are not eligible for statistical purposes.

Daegu 2011

Straight Final (Aug 27)

1, Vivian Cheruiyot	KEN	30:48.98
2, Sally Kipyego	KEN	30:50.04
3, Linet Masai	KEN	30:53.59
4, Priscah Cherono	KEN	30:56.43
5, Meselech Melkamu	ETH	30:56.55
6, Shitaye Eshete	BRN	31:21.57
7, Shalane Flanagan	USA	31:25.57
8, Ana Dulce Félix	POR	31:37.03

9, Jen Rhines USA 31:47.59; 10, Jessica Augusto POR 32:06.68; 11, Tigist Kiro ETH 32:11.37; 12, Christelle Daunay FRA 32:22.20; 13, Kara Goucher USA 32:29.58; 14, Hikari Yoshimoto JPN 32:32.22; 15, Kayo Sugihara JPN 32:53.89; 16, Krisztina Papp HUN 32:56.02; 17, Megumi Kinukawa JPN 34:08.37; Meseret Defar ETH DNF

An over-cautious first lap of 79.71 ensured that the race was never going to be fast, and the first 3000m was covered in 9:32.44 with Flanagan leading. From that point the race was fronted by Kenyans, with Masai doing most of the pacemaking. She passed halfway in 15:47.04. With the next 3000m covered in 9:08.23, the pack was reduced to four Kenyans and Melkamu. Defar again flopped in a world 10,000m final. She lost contact in the eighth kilometre and dropped out at 8400m.

Cheruiyot went to the front with 600m left, then kicked at the bell, with only Kibet able to respond. A final 200m of 30.1 saw Cheruiyot win by eight metres from Kipyego. Masai and Cheronon came next so Kenya did even better their sweep in that morning's women marathon. All three medals and also fourth place.

Moscow 2013

Straight Final (Aug 11)

1,	Tirunesh Dibaba	ETH	30:43.35
2,	Gladys Cheronon	KEN	30:45.17
3,	Belaynesh Oljira	ETH	30:46.98
4,	Emily Chebet	KEN	30:47.02
5,	Hitomi Niiya	JPN	30:56.70
6,	Shitaye Eshete	BRN	31:13.79
7,	Sally Chepyego	KEN	31:22.11
8,	Shalane Flanagan	USA	31:34.83

9, Yeshaneh Ababel ETH 32:02.09; 10, Christelle Daunay FRA 32:04.44; 11, Marisol Romero MEX 32:16.36; 12, Jordan Hasay USA 32:17.93; 13, Dulce Félix POR 32:36.73; 14, Amy Hastings USA 32:51.19; 15, Karolina Jarzyńska POL 32:54.15; 16, Juliet Chekwel UGA 32:57.02; 17, Gulshat Fazlītinaova RUS 33:31.49; Lara Tamslett AUS & Sabrina Mockenhaupt GER DNF

Fastest in the world before Moscow was Meseret Defar, but she opted for the 5000m, while the fastest over that event was Dibaba, who went for the 10,000m, a title she had won twice before and at both the World Championships and Olympic Games.

The 27th heat militated against a fast time, as did history. Not since 1991 had the race been run with a faster first half. Moscow 2013 was no exception, with Flanagan then Niiya the principal leaders. The Japanese led a group of nine ast the photo-cell beam at 5000m in 15:30.38 (15:30.44 by transponder). Niiya kept setting the pace with Dibaba settled in second place. Five laps from the finish, the lead group was down to five, Niiya, two Ethiopians and two Kenyans. At the start of the penultimate homestraight, Dibaba moved into the lead with only Cheronon and Oljira able to follow. The imperious Ethiopian steadily built up a margin of more than 10m with her transponder-timed last lap of 59.92 (59.96 on photo-cell). Cheronon was a clear second, with Oljira just holding off Chebet for third. The winner joined Valerie Adams, Allyson Felix and Maria Mutola as the only women to have won three individual world championships in a single event. Their record lasted only another 24 hours before Adams won her fourth title in the shot put.

This turned out to be the final race for the front-running Niiya, who later announced her retirement because of a persistent foot injury.

10,000 METRES

Multiple Medallists:

3	Berhane Adere	ETH	01-2, 03-1, 05-2
	Tirunesh Dibaba	ETH	05-1, 07-1, 13-1
2	Zhong Huandi	CHN	91-2, 93-2
	Sally Barsosio	KEN	93-3, 97-1
	Tegla Loroupe	KEN	95-3, 99-3
	Fernanda Ribeiro	POR	95-1, 97-2
	Derartu Tulu	ETH	95-2, 01-1
	Gete Wami	ETH	99-1, 01-3
	Linet Masai	KEN	09-1, 11-3

Most Finals/Placings in Top Eight:

5	Adere	97-4, 99-7, 01-2, 03-1, 05-2
---	-------	------------------------------

Most Appearances:

7	Adere	93-14h2, 95-11h2, 97-4, 99-7, 01-2, 03-1, 05-2
---	-------	--

Women's 10,000 Metres, continued

National Placings:

	1	2	3	4	5	6	7	8	Points
ETH	6	5	4	1	2	2	2	1	131
KEN	3	2	4	4	1	1	1	1	92
CHN	1	2	2	1	1	-	3	1	50
GBR	1	1	-	2	1	1	-	-	32
USA	-	-	1	-	2	3	1	2	27
POR	1	1	-	-	-	1	2	1	23
JPN	-	-	1	1	2	-	1	1	22
GER	-	-	1	1	-	1	-	-	14
RUS	-	-	-	-	1	2	1	1	13
URS	-	1	-	-	-	-	-	-	12
NOR	1	-	-	-	-	-	1	-	10
TUR	-	1	-	-	-	-	-	-	7
BRN	-	-	-	-	-	2	-	-	6
ITA	-	-	1	-	-	-	-	-	5
NED	-	-	1	-	-	-	-	-	5
NZL	-	-	-	-	1	-	-	1	5
RSA	-	-	-	1	-	1	-	1	5
ROU	-	-	-	1	-	-	-	-	4
MAR	-	-	-	-	-	-	1	-	2
AUS	-	-	-	-	-	-	1	1	1
ESP	-	-	-	-	-	-	1	1	1
FRA	-	-	-	-	-	-	1	1	1
Totals	13	13	13	13	13	13	13	13	468

Marathon

Helsinki 1983

(Aug 7)

1,	Grete Waitz	NOR	2:28:09
2,	Marianne Dickerson	USA	2:31:09
3,	Raisa Smekhnova	URS	2:31:13
4,	Rosa Mota	POR	2:31:50
5,	Jacqueline Gareau	CAN	2:32:35
6,	Laura Fogli	ITA	2:33:31
7,	Regina Joyce	IRL	2:33:52
8,	Tuija Toivonen	FIN	2:34:14

9, Joyce Smith GBR 2:34:27; 10, Lutsiya Belayeva URS 2:34:44; 11, Rita Marchisio ITA 2:35:08; 12, Debbie Eide USA 2:36:17; 13, Carey May IRL 2:36:28; 14, Glenys Quick NZL 2:37:14; 15, Monika Lövenich FRG 2:39:19; 16, Marja Vartiainen FIN 2:39:22; 17, Carla Beurskens NED 2:39:25; 18, Karolina Szabó HUN 2:40:23; 19, Christa Vahlensieck FRG 2:40:43; 20, Magda Ilands BEL 2:40:52; 21, Cindy Hamilton CAN 2:41:27; 22, Kathryn Binns GBR 2:42:12; 23, Zoya Ivanova URS 2:43:27; 24, Ngaire Drake NZL 2:43:51; 25, Jill Colwell AUS 2:45:07; 26, Jackie Turney AUS 2:45:43; 27, Sinikka Kiippa FIN 2:46:10; 28, Dorothy Goertzen CAN 2:46:38; 29, Kersti Jacobsen DEN 2:46:48; 30, Ilona Zsiliak HUN 2:46:48; 31, Mleko Tajima JPN 2:47:10; 32, Tuulikki Räisänen SWE 2:47:29; 33, Jialina Urbanová TCH 2:48:28; 34, Mary O'Connor NZL 2:48:44; 35, Yuko Gordon HKG 2:48:51; 36, Zehava Shmueli ISR 2:49:07; 37, Mette Holm-Hansen DEN 2:49:32; 38, Lone Dybdahl DEN 2:49:43; 39, Megan Sloane AUS 2:51:11; 40, Elizabeth Oberli-Schuh VEN 2:51:30; 41, Evy Palm SWE 2:51:49; 42, Heidi Jacobsen NOR 2:52:51; 43, Middle Hamrin SWE 2:52:53; 44, Deirdre Nagle IRL 2:53:07; 45, Iciar Marfinez ESP 2:53:24; 46, Rita Borralho POR 2:53:41; 47, Oddrun Hovsengen NOR 2:54:04; 48, Maria-Luisa Ronquillo MEX 2:56:33; 49, Rumiko Kaneko JPN 2:58:53;

50, Son Yong-Hi PRK 2:59:10; 51, Kim Myong-Suk PRK 3:12:41

Did not finish: Julie Brown USA, Kao Yueh-Mei TPE, Wu Jinmei CHN, Jayamani Kandasamy SIN, Chantal Langlace FRA, Charlotte Teske FRG, Yupin McConnell THA & Alba Milana ITA

Did not start: Marie Deurbroek BEL, Glynis Penny GBR, Ng Lai-Chu HKG & Amy Cesaretti SMR

There were few more popular winners in Helsinki than the first of the week's gold medallists, Waitz. The four times New York marathon winner showed her experience by ignoring the break of Regina Joyce at 17Km. In very hot conditions, the Irishwoman built up a lead of 30 seconds from Brown, Smekhnova and Waitz at 20Km.

The chasers, led by Waitz, closed thereafter and the Norwegian took over at around 33Km. A sub-17:00 5Km section gave Waitz a 25-second lead from Smekhnova at 35Km. At this point, Brown was third before being forced to drop out with a sore achilles. Meanwhile, Waitz speeded up. She clocked 16:22 for the 5Km section up to 40Km and entered the stadium three minutes clear. On finishing, she was immediately necklaced with a massive laurel wreath which she later placed carefully on the side of the track before starting a victory lap.

Smekhnova came into the stadium in second place, but was passed by Dickerson. European Champion Mota took fourth while fifth place went to Gareau, who ran an extra 120m round the track before realising

she had already finished the race. "It was the first time I've run a tactical race," said the winner, "and I liked it."

Waitz went on to take the 1984 Olympic silver medal and continued to run marathons in 1990, having established herself as a pioneering figure of women's distance running. The world of athletics suffered a huge loss when on April 19, 2011, Grete Waitz (57) passed away after a six-year battle with cancer.

"One of the brightest flames of the modern athletics era has been extinguished but the heroic deeds of Grete Waitz will live on eternally," remarked IAAF President Lamine Diack.

Rome 1987

(Aug 29)

1, Rosa Mota	POR	2:25:17
2, Zoya Ivanova	URS	2:32:38
3, Jocelyne Villeton	FRA	2:32:53
4, Bente Moe	NOR	2:33:21
5, Yelena Tsukhlo	URS	2:33:55
6, Yekaterina Khramenkova	URS	2:34:23
7, Nancy Ditz	USA	2:34:54
8, Sinikka Keskitalo	FIN	2:35:16

9, Karolina Szabó HUN 2:36:18; 10, Miyuki Yamashita JPN 2:36:55; 11, Angie Pain GBR 2:38:12; 12, Antonella Biziooli ITA 2:38:52; 13, Mercedes Calleja ESP 2:38:58; 14, Uta Pippig GDR 2:39:30; 15, Agnès Pardaens BEL 2:39:52; 16, Odette Lapiere CAN 2:40:20; 17, Paula Fudge GBR 2:42:42; 18, Genovéva Eichemann SUI 2:43:07; 19, Maria Luisa Irizar ESP 2:43:54; 20, Emma Saucanh ITA 2:44:32; 21, Evy Palm SWE 2:44:41; 22, Véronique Marot GBR 2:45:02; 23, Gabriela Wolf FRG 2:45:13; 24, Christine Kennedy IRL 2:45:47; 25, Hazel Stewart NZL 2:48:41; 26, Eriko Asai JPN 2:48:44; 27, Marcianna Mukamurenzi RWA 2:49:38; 28, Rita Borralho POR 2:52:26; 29, Dorothy Goertzen CAN 2:53:11; 30, Lia Melis ARU 2:59:51; 31, Gina Coelho HON 3:01:53; 32, Maria del Pilar Menendes GUA 3:16:20; 33, Julie Ogbourn GUM 3:30:56

Did not finish: Cathy Twomey USA, Lisa Martin AUS, Renata Kokowska POL, Susan Stone CAN, Angelica de Almeida BRA, Kim Rosenquist USA, Maria Lelut FRA, Monika Schäfer FRG & Rita Marchisio ITA

The two-time European Champion Rota Mota ran perhaps her greatest ever race. In hot conditions (23°C, 73% humidity) and on a difficult course, the 29 year-old Portuguese clocked the second-fastest ever time for a women-only race.

Mota led as the runners left the stadium and continued to pull away. At 15k she was more than one minute up on the pack. She passed halfway in 71:54. Ivanova led the chasing pack at this point and held on for the silver medal, more than seven minutes behind Mota.

Tokyo 1991

(Aug 25)

1, Wanda Panfil	POL	2:29:53
2, Sachiko Yamashita	JPN	2:29:57
3, Katrin Dörre	GER	2:30:10
4, Yuko Arimori	JPN	2:31:08
5, Maria Rebelo	FRA	2:32:05
6, Kamila Gradus	POL	2:32:09
7, Manuela Machado	POR	2:32:33
8, Ramilya Burangulova	URS	2:33:00

9, Iris Biba GER 2:33:48; 10, Sally Ellis GBR 2:35:09; 11, Sally Eastall GBR 2:36:16; 12, Kumi Araki JPN 2:38:27; 13, Joy Smith USA 2:39:16; 14, Maria Trujillo USA 2:39:28; 15, Fabiola Opliger COL 2:41:51; 16, Sissel Grotenberg NOR 2:43:11; 17, Franziska Moser SUI 2:44:07; 18, Pascaline Wangui KEN 2:45:22; 19, Ena Guevara PER 2:48:53; 20, Françoise Bonnet FRA 2:48:57; 21, Lia Melis ARU 2:58:18; 22, Mandy Lo HKG 2:59:39; 23, Gina Coelho HON 2:59:54; 24, Graciela Caizabanda ECU 3:00:03

Did not finish: Dörthe S. Rasmussen DEN, Ludmila Melicherová TCH, Véronique Marot GBR, Laura Fogli ITA, Anna Viliani ITA, Tatyana Zuyeva URS, Isabel Canto GUA, Marcia Narihoch BRA, Aurora Cunha POR, Sandra Natal DOM, Rosa Mota POR, Chen Qingmei CHN, Valentina Yegorova URS, Jake Kleiyewg NED & Gordon Bloch USA

Rosa Mota's great winning sequence in championship marathons came to an end when she fell back from the leaders at 24Km and dropped out at 26Km with abdominal pains. The Portuguese had been one of 10 women clear by halfway, led by Gradus (74:49). At 25Km the leading group had shrunk to six with Dörre leading from another Pole, Panfil.

After another 10Km, these two had dropped all but Yamashita. The Japanese tried to break away at 40Km, but she could not shake off Panfil, who took a winning lead in the final 1200m.

Yamashita held on for second to win her country's first ever World Championship medal.

Stuttgart 1993

(Aug 15)

1, Junko Asari	JPN	2:30:03
2, Manuela Machado	POR	2:30:54
3, Tomoe Abe	JPN	2:31:01
4, Ramilya Burangulova	RUS	2:33:03
5, Madina Biktagirowa	BLR	2:34:36
6, Katrin Dörre	GER	2:35:20
7, Frith van der Merwe	RSA	2:35:56
8, Kim Jones	USA	2:36:33

9, Kamila Gradus POL 2:36:48; 10, Farida Sultanova RUS 2:37:59; 11, Akemi Matsuno JPN 2:38:04; 12, Maria Rebelo FRA 2:38:33; 13, Anna Rybicka POL 2:39:44; 14, Marion Sutton GBR 2:39:45; 15, Judith Nagy HUN 2:41:06; 16, Karen Macleod GBR 2:41:46; 17, Ana Isabel Alonso ESP 2:42:53; 18, Ritva Lemettinen FIN 2:45:05; 19, Jane Welzel USA 2:46:08; 20, Elena Javornik SLO 2:51:06; 21, Imperatriz Wilson CUB 2:54:11; 22, Su Tzu-Ning TPE 2:58:37; 23, Winnie Ng Lai Chu HKG 2:58:41

Did not finish: Danuta Bartoszek CAN, Gabrielle O'Rourke NZL, Anne Van Schuppen NED, Claudia Metzner GER, Birgit Jerschabek GER, Bettina Sabatini ITA, Rosanna Munerotta ITA, Rkia Maroui MAR & Ma Lian CHN

Did not start: Sally Eastall GBR

One day before China made such an impression on the Stuttgart World Championships, Japan had already shown the strength of Asian women distance runners by taking marathon gold and bronze.

After the USA's Kim Jones had led at halfway in 74:39, Machado made her bid, opening up a gap of 30m on Asari and Abe. The Portuguese continued to lead until 36Km, when Asari moved ahead. The Japanese drew clear to win comfortably. She entered the stadium with her sunglasses clipped to her running shorts.

The gallant Machado took the silver ahead of Abe. The two Japanese waited for their teammate Matsuno (11th) to finish before starting their victory lap.

Gothenburg 1995

(Aug 5) (Race was 400m short of marathon distance)

1, Manuela Machado	POR	2:25:39
2, Anuța Cătună	ROU	2:26:25
3, Ornella Ferrara	ITA	2:30:11
4, Malgorzata Sobanska	POL	2:31:10
5, Ritva Lemettinen	FIN	2:31:19
6, Monica Pont	ESP	2:31:53
7, Linda Somers	USA	2:32:12
8, Sonja Krölik	GER	2:32:17

9, Sachiyō Seiama JPN 2:33:07; 10, Lidia Simon ROU 2:33:18; 11, Miki Igarashi JPN 2:34:34; 12, Yukari Komatsu JPN 2:35:33; 13, Kirsii Rauta FIN 2:35:39; 14, Jane Salumäe EST 2:35:53; 15, Kerry McCann AUS 2:36:29; 16, Kimberly Jones USA 2:37:06; 17, Ingmarie Nilsson SWE 2:37:17; 18, Susan Mahony AUS 2:37:38; 19, Fatuma Roba ETH 2:39:27; 20, Nelly Glauser SUI 2:40:42; 21, María Luisa Muñoz ESP 2:41:37; 22, Trudi Thomson GBR 2:41:42; 23, Judith Nagy HUN 2:42:03; 24, Larisa Zvyasko RUS 2:42:12; 25, Cathy Shum IRL 2:43:20; 26, Nurten Taşdemir TUR 2:44:36; 27, Aura Buia ROU 2:45:13; 28, Alison Rose GBR 2:45:52; 29, Nyla Carroll NZL 2:50:25; 30, Winnie Ng Lai Chu HKG 3:01:08; 31, Isabel Tum GUA 3:02:02; 32, Gilda Méndez PAN 3:05:00

Did not finish: Dörthe Rasmussen DEN, Birgit Jerschabek GER, Nadia Prasad FRA, Carole Rouillard CAN, Guadalupe Loma MEX, Angelina Kanana KEN, Anita Haakenstad NOR, Rocio Rios ESP, Nadezhda Ilyina RUS, Marina Belyayeva RUS & Elaine Van Blunk USA

Did not start: Janet Mayal BRA

The first of the Gothenburg titles was won in impressive style by the European Champion Machado, who ran brilliantly when the temperature was 24°C in the shade. Machado and World Cup winner Cătună were among the leading group of eight at around 15Km. The pair started to draw clear at 18Km and by 25Km had opened up a 90-second lead. At 30Km, Machado broke clear decisively.

The winning time of 2:25:39 was impressive in the conditions.

However, late in the evening it was revealed that the race was short by 400m. "The runners were supposed to run four laps before leaving the stadium but instead ran three," explained Competition Director Carl-Gustav Tollemar. "This means they only ran 41,795m in total. I deeply regret this unfortunate mistake which will not affect the final placings." This error was not noticed until after the end of the race.

The woman to suffer most from the mistake was Sobanska, who eased off after thinking she had started too quickly. She finished strongly in fourth place and felt she might otherwise have had a chance to catch Ferrara.

"I never doubted myself," said Machado, who ran the second half of the race in 72:57. "I knew all along that I would win. When I woke up I felt perfect and my confidence only got better." With an extra 400m her time would have been in the region of 2:27:00 compared with her personal best of 2:27:42.

Athens 1997

(Aug 9)

1,	Hiroimi Suzuki	JPN	2:29:48
2,	Manuela Machado	POR	2:31:12
3,	Lidia Simon	ROU	2:31:55
4,	Takako Tobise	JPN	2:32:18
5,	Ornella Ferrara	ITA	2:33:10
6,	Iris Biba	GER	2:34:06
7,	Sonja Oberem	GER	2:35:28
8,	Franziska Rochat-Moser	SUI	2:36:16

9, Yelena Hazdrogina RUS 2:36:37; 10, Nobuko Fujimura JPN 2:36:51; 11, Anuta Cătuña ROU 2:38:38; 12, Maria Polizou GRE 2:39:10; 13, Franca Fiacconi ITA 2:39:53; 14, Christine Mallo FRA 2:40:55; 15, Eifenes Alemu ETH 2:41:00; 16, Grete Kirkeberg NOR 2:41:05; 17, Maryse Le Gallo FRA 2:41:08; 18, Aurica Buia ROU 2:41:45; 19, Mariko Hara JPN 2:42:00; 20, Heather Turland AUS 2:42:12; 21, Rocio Rios ESP 2:42:18; 22, Judit Földingné-Nagy HUN 2:42:21; 23, Angharad Mair GBR 2:42:31; 24, Laura Fogli ITA 2:43:28; 25, Cheryl Collins USA 2:43:42; 26, Olga Yudenkova BLR 2:43:47; 27, Anna Villani ITA 2:43:58; 28, Sally Goldsmith GBR 2:44:20; 29, Tomoe Abe JPN 2:45:19; 30, Nuta Olaru ROU 2:47:12; 31, Yelena Vinnitskaya BLR 2:47:57; 32, Manuela Veith GER 2:48:45; 33, Aslefa Assefa ETH 2:48:54; 34, Evelynne Mura FRA 2:48:57; 35, Danielle Sanderson GBR 2:49:03; 36, Julia Kirtland USA 2:49:43; 37, Antisa Kosachova RUS 2:50:29; 38, Grace de Oliveira RSA 2:50:36; 39, Gaëlle Houitte FRA 2:50:38; 40, Jeanne Peterson USA 2:51:59; 41, Irina Timofeyeva RUS 2:53:01; 42, Panayioti Nikolakopoulou GRE 2:54:03; 43, Lo Ma-Yi HKG 2:54:59; 44, Alemitu Bekele ETH 2:55:06; 45, Yeoryia Ambatzidou GRE 2:56:58; 46, Marisol Vargas MEX 2:58:22; 47, Carolyn Hunter-Rowe GBR 3:01:01; 48, May Allison CAN 3:01:26; 49, Danuta Bartoszek CAN 3:01:30; 50, Rita Toto RSA 3:04:05; 51, Rosa Salinas MEX 3:12:55; 52, Gina Coello HON 3:17:33; 53, Alexandra DeSnoo ARU 3:22:08; 54, Guylsara Dadabayeva TJK 3:30:45

Did not finish: Nicole Carroll AUS, Galina Baruk BLR, Yelena Mazovka BLR, Flor Venegas CHI, Jane Salumäe EST, Gadisay Edato ETH, Fatuma Roba ETH, Josette Colomb-Janin FRA, Birgit Jerschabek GER, Paraskevi Kastiriti GRE, Hrisoula Souma GRE, Sonia Maccioni ITA, Angelina Pitso LES, Lucia Rendón MEX, Maria Elena Reyna MEX, Anita Håkenstad NOR, Rosa Oliveira POR, Alina Tecuta ROU, Alina Ivanova RUS, Mary Alice USA & Patty Valadka USA

The race was expected to be a duel between defending champion Machado and Olympic gold medalist Roba but the Ethiopian, leader at halfway in 1:15:42, was reduced by injury to a walk shortly afterwards and failed to finish. The Portuguese had to settle for a distant second place, the outstanding winner being Japanese 10,000m record holder Suzuki, who was contesting only her third marathon after having placed second both in Osaka in 1996 (2:26:27) and in Nagoya earlier in 1997 (2:29:36). She broke away in the 28th kilometre and despite the hot weather and a tough course she covered the first half in 1:15:46 and the second in 1:14:02 to win by some 400m and lead Japan to World Cup team victory. Although violently sick during the race, Simon moved into third place at 39Km.

IAAF World Marathon Cup (5 to run, 3 to score)

1,	Japan	7:38:57
2,	Romania	7:52:18
3,	Italy	7:56:31
4,	Germany	7:58:19
5,	France	8:11:00
6,	Great Britain & NI	8:15:54

7,	Russia	8:20:07	
8,	Ethiopia	8:25:00	
9,	United States	8:25:54; 10, Greece	8:30:11

Seville 1999

(Aug 29)

1,	Jong Song-ok	PRK	2:26:59
2,	Ari Ichihashi	JPN	2:27:02
3,	Lidia Simon	ROU	2:27:41
4,	Fatuma Roba	ETH	2:28:04
5,	Eifenes Alemu	ETH	2:28:52
6,	Sonja Oberem	GER	2:28:55
7,	Manuela Machado	POR	2:29:11
8,	Kayoko Obata	JPN	2:29:11

9, Claudia Dreher GER 2:29:22; 10, Kim Chang-Ok PRK 2:29:26; 11, Esther Wanjiru KEN 2:29:36; 12, Sun Yingjie CHN 2:30:12; 13, Florina Pana ROU 2:30:28; 14, Firiya Zhdanova RUS 2:30:45; 15, Ana Isabel Alonso ESP 2:31:38; 16, Junko Asari JPN 2:31:39; 17, Mayumi Ichikawa JPN 2:32:01; 18, Marie Söderström-Lundberg SWE 2:35:25; 19, Constantina Diță ROU 2:36:28; 20, Silvana Trampusz AUS 2:36:49; 21, Mónica Pont ESP 2:36:57; 22, Manuela Veith GER 2:37:24; 23, Kerry McCann AUS 2:38:31; 24, Anke Laws GER 2:38:57; 25, Alina Gherasim ROU 2:39:29; 26, Gadisse Edeto ETH 2:40:03; 27, Elizabeth Mongudhi NAM 2:40:07; 28, Angelines Rodriguez ESP 2:40:10; 29, Zinaida Semyonova RUS 2:41:33; 30, Jane Salumäe EST 2:41:50; 31, Fátima Silva POR 2:42:55; 32, Marie Boyd USA 2:44:16; 33, Maria Luisa Muñoz ESP 2:45:00; 34, Lete Yesus Berehe ETH 2:45:28; 35, Maria Trujillo USA 2:46:36; 36, Mary Lynn Currier USA 2:48:05; 37, Mimi Corcoran USA 2:49:21; 38, Cindy Keeler USA 2:53:04; 39, Sarah Mahlangu RSA 2:54:12; 40, Anna Markelova TKM 2:58:04; 41, Gina Coello HON 2:58:11; 42, Guylsara Dadabayeva TJK 3:23:01

Did not finish: Nicole Carroll AUS, Heather Turland AUS, Abeba Tola ETH, Christine Mallo FRA, Maria Polizou GRE, Anuta Cătuña ROU, Elizabeth McCaul RSA, Yelena Gundelakh RUS & Irina Timofeyeva RUS

Did not start: Naoko Takahashi

She never ran another marathon but by becoming the first North Korean to capture any world title Jong Song-ok created history in Seville. With a best time of 2:29:54 from 1996 she was not even the PRK's no. 1 in Seville, for Kim Chang-ok had run 2:27:02. Despite the temperature rising from 24°C at the 9.05 am start to 32° by the finish, she clocked the startling national record time of 2:26:59 and won the closest World Championships marathon yet. With Naoko Takahashi out with a hip injury (on the morning of the race), Japanese hopes were pinned mainly on 1993 champion Asari but it was 21 year-old Ichihashi, whose previous best was 2:28:20, who fought it out for the gold, losing by just 3 seconds.

A pack of 15 reached halfway in 1:14:30 but after 2 hours of running only Ichihashi, Simon and Jong were able to stay with the Olympic Champion, Roba. Soon afterwards Roba burst away and it looked all over but with 4 kilometres to go she was caught by the two Asians, who battled to the finish, and was later overtaken also by Simon. The second half was completed by the winner in 1:12:29, amazing running in the conditions. Japan comfortably won the World Cup team contest held in conjunction.

IAAF World Marathon Cup (5 to run, 3 to score)

1,	Japan	7:27:52
2,	Romania	7:34:37
3,	Germany	7:35:41
4,	Ethiopia	7:36:59
5,	Spain	7:48:45
6,	United States	8:18:57

Edmonton 2001

(Aug 12)

1,	Lidia Simon	ROU	2:26:01
2,	Reiko Tosa	JPN	2:26:06
3,	Svetlana Zakharova	RUS	2:26:18
4,	Yoko Shibui	JPN	2:26:33
5,	Sonja Oberem	GER	2:28:17
6,	Florence Barsosio	KEN	2:28:36

7,	Shitaye Gemechu	ETH	2:28:40
8,	Lyubov Morgunova	RUS	2:28:54
9,	Kazumi Matsuo	JPN	2:29:57; 10, Constantina Diță
		ROU	2:30:38; 11, Irina
			Timofeyeva
		RUS	2:30:48; 12, Firiya Sultanova-Zhdanova
		RUS	2:30:58; 13, Fatuma Roba
		ETH	2:31:10; 14, Ornella Ferrara
		ITA	2:32:45; 15, Nuta Olaru
		ROU	2:33:05; 16, Yun Sun-Sook
		KOR	2:33:09; 17, Bruna Genovese
		ITA	2:33:13; 18, Marleen Renders
		BEL	2:33:25; 19, Meseret Kotu
		ETH	2:33:43; 20, Rosaria Console
		ITA	2:34:11; 21, Tiziana Alagia
		ITA	2:34:45; 22, Rie Matsuoka
		JPN	2:34:45; 23, Melanie Kraus
		GER	2:34:51; 24, Marie Söderström-Lundberg
		SWE	2:35:00; 25, Maria Abel
		ESP	2:35:09; 26, Sara Ferrari
		ITA	2:36:07; 27, Maria Luisa Lárraga
		ESP	2:36:20; 28, Marta Fernández
		ESP	2:37:09; 29, Griselda González
		ESP	2:37:52; 30, Alina Gherasim
		ROU	2:38:19; 31, Tadelech Birra
		ETH	2:39:10; 32, Jill Gattenby
		USA	2:39:20; 33, Tina Connelly
		CAN	2:40:16; 34, Sandy Jacobson
		CAN	2:40:24; 35, Eva Sanz
		ESP	2:41:16; 36, Elizabeth Mongudhi
		NAM	2:42:23; 37, Takami Ominami
		JPN	2:42:25; 38, Isabelle LeDroit
		CAN	2:43:30; 39, Teresa Duffy
		IRL	2:43:33; 40, Susan Michelsson
		USA	2:46:14; 41, Michelle Simonaitis
		USA	2:46:20; 42, Rosa Gutiérrez
		ESP	2:49:08; 43, Danuta Bartoszek
		CAN	2:50:06; 44, Tania Jones
		CAN	2:50:46; 45, Rachel Cook
		USA	2:53:21; 46, Guylsara Dadabayeva
		TJK	2:54:12; 47, Alexa Babakhanian
		ARM	2:56:57; 48, Magda Milady Castillo
		HON	2:57:17; 49, Margarita Conde
		GUA	3:03:03; 50, Angelina Cornelio
		GUA	3:12:21; 51, Herlinda Xol
		GUA	3:14:29; 52, Lindwie Maziya
		SWZ	3:23:19

Did not finish: Elfinesh Alemu ETH, Zahia Dahmani FRA, Katrin Wessel GER, Cristina Pomacu ROU, Jennifer Tonkin USA & Irina Matrosova UZB

One of the most bemedalled women in World Championship marathoning and half-marathoning, Lidia Simon, finally won a gold medal on the last morning of action in Edmonton. It was another Romanian, Diță, who dominated the first half of the race which she covered in 72:17 to lead by almost two minutes. She was caught by a qualitative chasing pack after 32Km and soon Tosa was forcing the pace with only Simon, Shibui and Zakharova able to follow.

By 40Km, the race was down to Tosa and Simon. It looked as if the two might enter the stadium together before Simon surged ahead on the final approach. She ran her halves of the race in 74:08 and 71:53. Zakharova outran Shibui for the bronze. In fifth place, Sonja Oberem maintained her gradual progression at these championships. She had been eighth in 1995, seventh in 1997 and sixth in 1999!

IAAF World Marathon Cup (5 to run, 3 to score)

1,	Japan	7:22:36
2,	Russia	7:26:00
3,	Romania	7:29:44
4,	Ethiopia	7:33:33
5,	Italy	7:40:09
6,	Spain	7:48:38
7,	Canada	8:04:10
8,	United States	8:14:48
9,	Guatemala	9:29:53

Paris 2003

(Aug 31)

1,	Catherine Ndereba	KEN	2:23:55
2,	Mizuki Noguchi	JPN	2:24:14
3,	Masako Chiba	JPN	2:25:09
4,	Naoko Sakamoto	JPN	2:25:25
5,	Bong-sil Ham	PRK	2:25:31
6,	Elfinesh Alemu	ETH	2:26:29
7,	Joyce Chepchumba	KEN	2:26:33
8,	Olivera Jevtić	SCG	2:26:49
9,	Svetlana Zakharova	RUS	2:26:53; 10, Shitaye Gemechu
		ETH	2:27:26; 11, Nuta Olaru
		ROU	2:28:24; 12, Zhang Shujing
		CHN	2:29:24; 13, Beatriz Ros
		ESP	2:29:25; 14, Li Helan
		CHN	2:29:46; 15, Maria Abel
		ESP	2:30:15; 16, Lena Gavelin
		SWE	2:30:39; 17, Stine Larsen
		NOR	2:30:44; 18, Luminita Taipos
		ROU	2:30:49; 19, Asha Gigi
		ETH	2:31:01; 20, Ulrike Maisch
		GER	2:31:21; 21, Rakiya Maraoui
		FRA	2:31:23; 22, Viktoriya Klimina
		RUS	2:31:45; 23, Annetette Jensen
		DEN	2:31:55; 24, Ri Kum-Sil
		PRK	2:32:08; 25, Larisa Zyusko
		RUS	2:32:26; 26, Marie Söderström-Lundberg
		SWE	2:32:27; 27, Takami Ominami
		JPN	2:32:31; 28, Sandy Jacobson
		CAN	2:33:51; 29, Kim Jong-Sun
		PRK	2:34:12; 30, Meseret Kotu
		ETH	2:34:19; 31, Teresa Pulido
		ESP	2:34:37; 32, Simona Staicu
		HUN	2:34:51; 33, Jill Gattenby
		USA	2:34:54; 34, Fatima Yvelain
		FRA	2:36:20; 35, Kenza Wahbi
		MAR	2:36:29; 36, Jin Ji
		CHN	2:37:10; 37, Linda Somers
		SMI	USA 2:37:14; 38, Svetlana Dementidno
		RUS	2:37:19; 39, Jo Lodge
		GBR	2:37:56; 40, Irina Timofeyeva
		RUS	2:38:06; 41, Lucilla Andreucci
		ITA	2:38:22; 42, Gloria Marconi
		ITA	2:38:26; 43, Giovanna Volpato
		ITA	2:38:38; 44, Nadia Ejjafini
		BRN	2:38:39; 45,

Aurica Buia ROU 2:39:04; 46, Worknesh Tola ETH 2:39:25; 47, Jane Salumäe EST 2:39:36; 48, Zahia Dahmani FRA 2:40:34; 49, Banuelia Mrashani TAN 2:40:45; 50, Fátima Silva POR 2:40:59; 51, Mihaela Botezan ROU 2:41:13; 52, Hanan Fahroun MAR 2:42:56; 53, Choi Kyung-hee KOR 2:43:38; 54, Hafida Gadi FRA 2:45:53; 55, Tamara Lave USA 2:46:22; 56, Yong Ok Jong PRK 2:50:21; 57, Epiphanie Nyirabarama RWA 2:54:16; 58, Simona Viola ITA 2:54:27; 59, Kelly Keane USA 2:55:26; 60, Sophie Gardon PYF 3:00:53; 61, Priscilla Mamba SWZ 3:18:35; 62, Sonia Lopes CPV 3:21:59

Did not finish: Fatima Hajjami FRA, Rie Matsuoka JPN, Rosaria Console ITA, Beatrice Omwanza KEN, Constantina Tomescu-Diță ROU & Sylvia Mosqueda USA

Ndereba had run 14 successive marathons at 2:28:02 or quicker including a world best of 2:18:47 in 2001. Paris was her first championship marathon and she ran with caution in the first half, dropping behind the pack because she felt she might be tripped. Tomescu-Diță raced with the opposite tactics, and tried to run away from the field as she did in Edmonton. She got as far ahead as 30 seconds or so at 5K, but later fell back and dropped out.

The lead pack were 18-strong at halfway (72:46). After another 10K at a similar pace only one woman (Salumäe) lost contact. Then Ndereba made her move, running the 5Km to 35Km in 16:46. Only the Japanese trio – led by Noguchi – and Ham Bong-sil of North Korea could remain in range as Ndereba clocked 15:58 for the next segment. At 40Km Noguchi was 100m back, about 250m ahead of her teammates. The Kenyan kept almost all of this advantage to the finish and won in 2:23:55. As with the men's race in Paris, this was the fastest ever championship or summer marathon. It was also Kenya's first gold medal of the week.

Noguchi claimed the silver medal and led Japan to victory in the World Cup. Significantly, she also gained selection for the Olympic marathon, which one year later in Athens she would win from Ndereba.

IAAF World Marathon Cup (5 to run, 3 to score)

1,	Japan	7:14:48
2,	Ethiopia	7:24:56
3,	Russia	7:31:04
4,	DPR of Korea	7:31:51
5,	Spain	7:34:17
6,	PR of China	7:36:20
7,	Romania	7:38:17
8,	France	7:48:17
9,	Italy	7:55:26; 10, United States
		7:58:20

Helsinki 2005

(Aug 14)

1,	Paula Radcliffe	GBR	2:20:57
2,	Catherine Ndereba	KEN	2:22:01
3,	Constantina Tomescu-Diță	ROU	2:23:19
4,	Derartu Tulu	ETH	2:23:30
5,	Zhou Chunxui	CHN	2:24:12
6,	Yumiko Hara	JPN	2:24:20
7,	Rita Jeptoo	KEN	2:24:22
8,	Harumi Hiroyama	JPN	2:25:46
9,	Helen Kimutai	KEN	2:26:14; 10, Megumi Oshima
		JPN	2:26:29; 11, Madal Pérez
		MEX	2:26:50; 12, Galina Karnatsevich
		BLR	2:27:14; 13, Dorota Gruca
		POL	2:27:46; 14, Yong Ok Jong
		PRK	2:29:43; 15, Mari Ozaki
		JPN	2:30:28; 16, Asha Gigi
		ETH	2:30:38; 17, Ryoko Eda
		JPN	2:31:16; 18, Mara Yamauchi
		GBR	2:31:26; 19, Rosaria Console
		ITA	2:32:47; 20, Alina Ivanova
		RUS	2:32:53; 21, Aurica Buia
		ROU	2:33:20; 22, Shitaye Gemechu
		ETH	2:34:01; 23, Oh Song Suk
		PRK	2:34:07; 24, Gum Hwa Ryang
		PRK	2:34:35; 25, Hayley Haining
		GBR	2:34:41; 26, Turena Johnson
		Lane	USA 2:34:43; 27, Anna Pichrtová
		CZE	2:34:45; 28, Kirsten Otterbu
		NOR	2:35:08; 29, Beatrice Omwanza
		KEN	2:35:48; 30, Jill Boaz
		USA	2:36:29; 31, Isabel Eizemendi
		ESP	2:36:41; 32, Ana Dias
		POR	2:36:50; 33, Shireen Crumpton
		NZL	2:37:03; 34, Irina Permittina
		RUS	2:38:16; 35, Emily Lavan
		USA	2:38:32; 36, Jenny Crain
		USA	2:39:02; 37, Dire Tuse
		ETH	2:39:13; 38, Nadezhda Wijenberg
		NED	2:39:36; 39, Liza Hunter-Galvan
		NZL	2:39:47; 40, Tegla Loroupe
		KEN	2:39:58; 41, Nadia Ejjafini
		BRN	2:41:51; 42, Majja Oravamäki
		FIN	2:43:31; 43, Clarisse Rasoarijy
		MAD	2:43:58; 44, Oh Jung-Hee
		KOR	2:47:42; 45, Rebecca Moore
		NZL	2:50:36; 46, Epiphanie Nyirabarama
		RWA	2:52:11; 47, Hafida Narmouch
		MAR	2:52:41; 48, Mulu Seboka
		ETH	2:53:08; 49, Niili Avramäki
		ISR	2:54:08; 50, Mary Akor
		USA	2:57:18; 51, Mamokete Lechela
		LES	3:03:26

Did not finish: Debbie Mason GBR, Kenza Wahbi MAR, Fabiola William John TAN, Kay Ulrich NZL, Nuta Olaru ROU & Zhor El Kamch MAR

Having competed in seven global championships with just one medal (silver in the 1999 world 10,000m) Paula Radcliffe was regarded as a less than able big-time competitor. As was her wont she went to the front immediately, and only Ndereba, Tomescu-Diță and Kimutai took up the challenge. In cool but wet conditions Radcliffe comfortably passed 10Km in 33:23, 20Km in 66:16 and reached halfway in 69:49 with a 15m gap to the chasing trio, and a further 30 seconds to Zhou. At 30Km Radcliffe (1:39:22) was 11 seconds clear of Tomescu-Diță, with Ndereba five seconds further back, nearly a minute ahead of Kimutai. By 40Km Radcliffe was 47 seconds clear, and she finished 1:04 ahead of Ndereba, and Tomescu-Diță, fading fast, held on to beat Tulu for the bronze medal. Radcliffe summed it up – “it is right up there with running the world record. I’ve shown I can win major titles as well.”

IAAF World Marathon Cup (5 to run, 3 to score)

1, Kenya	7:12:37
2, Japan	7:16:35
3, Great Britain & NI	7:27:04
4, Ethiopia	7:28:09
5, DPR of Korea	7:38:25
6, United States	7:49:44
7, New Zealand	8:07:26

Osaka 2007

(Sep 2)

1, Catherine Ndereba	KEN	2:30:37
2, Zhou Chunxui	CHN	2:30:45
3, Reiko Tosa	JPN	2:30:55
4, Zhu Xiaolin	CHN	2:31:21
5, Lidia Simon	ROU	2:31:26
6, Kiyoko Shimahara	JPN	2:31:40
7, Rita Jeptoo	KEN	2:32:03
8, Edith Masai	KEN	2:32:22

9, Mara Yamauchi GBR 2:32:55; 10, Lyubov Morgunova RUS 2:33:41; 11, Zhang Shujing CHN 2:33:46; 12, Gulnara Vygovskaya RUS 2:33:57; 13, Nina Rillstone NZL 2:33:58; 14, Mari Ozaki JPN 2:35:04; 15, Madafi Pérez MEX 2:35:17; 16, Souad Aït Salem ALG 2:35:29; 17, Anna Incerti ITA 2:36:36; 18, Yumiko Hara JPN 2:36:40; 19, Tracey Morris GBR 2:36:40; 20, Melanie Kraus GER 2:37:20; 21, Sun Weiwei CHN 2:37:53; 22, Magarsa Assale Tafa ETH 2:38:01; 23, Yasuko Hashimoto JPN 2:38:36; 24, Rose Cheruiyot KEN 2:38:56; 25, Hellen Kimutai KEN 2:39:14; 26, Deborah Toniolo ITA 2:39:46; 27, Anna Rahm SWE 2:41:15; 28, Alina Gherasim ROU 2:41:40; 29, Kirsten Melkevik Oterbu NOR 2:41:57; 30, Helena Javornik SLO 2:42:03; 31, Ann Alryanak USA 2:42:23; 32, Nailiya Yulamanova RUS 2:42:56; 33, Zivile Balciūnaitė LTU 2:43:28; 34, Tabitha Tsatsa ZIM 2:44:20; 35, Zoila Gómez USA 2:44:49; 36, Analia Rosa POR 2:45:38; 37, Wei Yanan CHN 2:45:50; 38, Dana Coons USA 2:46:12; 39, Annetette Agaard DEN 2:46:22; 40, Bahar Dogan TUR 2:46:25; 41, Nili Abramski ISR 2:46:27; 42, Mary Akor USA 2:47:06; 43, Susanne Hahn GER 2:47:29; 44, Lim Kyung-Hee KOR 2:49:30; 45, Chae Eun-Hee KOR 2:50:26; 46, Eléni Donda GRE 2:50:59; 47, Zekiros Adanech ETH 2:54:00; 48, Lucilla Andreucci ITA 2:56:19; 49, Samia Akbar USA 2:56:27; 50, Yeoryia Abatzidou GRE 2:59:22; 51, Patricia Gaudelquin PYZ 3:03:08; 52, Luvsankhündeg Otgonbayar MGL 3:04:59; 53, Kerstin Metzler-Mennenga LIE 3:11:45; 54, Tanith Maxwell RSA 3:14:56; 55, Popy Miambo RSA 3:23:55; 56, Robe Tola ETH 3:26:45; 57, Melissa Henderson BIZ 3:52:35

Did not finish: Lucia Kimani BIH; Lioudmila Korthaguiana CAN; Dire Tune ETH; Domingas Embana Togná GBS; Giovanna Volpato ITA; Angelica Sánchez MEX; Nuta Orlaru ROU; Luminita Talpos ROU & Galina Bogomolova RUS

The searing (32°C) heat ensured that this was the slowest ever women's World Championship marathon, with Ndereba running seven minutes outside her winning time of 2003. The halfway point was reached in 76:33 with almost half the 66-strong field still in contact. The pace increased slightly, and the 5Km section from 35Km to 40Km was the fastest of the race, taking 17:05 (2:24 pace), with Zhou, Zhu and Ndereba level, and Tosa two seconds behind. Ndereba then drew away from Zhou, to become the first woman to regain a world marathon title, while Zhu quickly lost ground, leaving Tosa to claim the bronze medal and gain automatic Olympic selection for Japan. “If I had been able to run naked I would have,” set the winner in reference to the conditions.

Kenya won the World Cup title, although Japan had been in the lead until Hara fell back to 16th place. The 2005 champion Radcliffe was not recovered after having given birth in January.

IAAF World Marathon Cup (5 to run, 3 to score)

1, Kenya	7:35:02
2, PR of China	7:35:52
3, Japan	7:37:39
4, Russia	7:50:34
5, Italy	8:12:41
6, United States	8:13:24
7, Ethiopia	8:58:46

Berlin 2009

(Aug 23)

1, Bai Xue	CHN	2:25:15
2, Yoshimi Ozaki	JPN	2:25:25
3, Aselefech Mergeria	ETH	2:25:32
4, Zhou Chunxui	CHN	2:25:39
5, Zhu Xiaolin	CHN	2:26:08
6, Marisa Barros	POR	2:26:50
7, Yuri Kano	JPN	2:26:57
8, Alevtina Biktimirova	RUS	2:27:39

9, Kara Goucher USA 2:27:48; 10, Desirée Davila USA 2:27:53; 11, Julia Mombi KEN 2:28:59; 12, Sun Weiwei CHN 2:29:39; 13, Yoshiko Fujinaga JPN 2:29:53; 14, Svetlana Zakharova RUS 2:29:55; 15, Bezunesh Bekele ETH 2:30:03; 16, Sabrina Mockenhaupt GER 2:30:07; 17, Lisa Weightman AUS 2:30:42; 18, Žilvite Balciūnaitė LTU 2:31:06; 19, Kim Kum-Ok PRK 2:31:24; 20, Irene Limika KEN 2:31:29; 21, Lidia Simon ROU 2:32:03; 22, Dire Tune ETH 2:32:42; 23, Beata Nangambo NAM 2:33:05; 24, Allessandra Aguilari ESP 2:33:38; 25, Epiphany Nyirabarame RWA 2:33:59; 26, Alsedé Baysa ETH 2:36:04; 27, Tera Moody USA 2:36:39; 28, Olga Glök RUS 2:36:57; 29, Paige Higgins USA 2:37:11; 30, Yukiko Akaba JPN 2:37:43; 31, Lyubov Morgunova RUS 2:38:23; 32, Jong Yong-Ok PRK 2:38:29; 33, Susanne Hahn GER 2:38:39; 34, Mary Davies NZL 2:38:48; 35, Tara Quinn CAN 2:39:19; 36, Risper Kimaiyo KEN 2:39:23; 37, Patrizia Morceli SUI 2:39:37; 38, Yun Sun Suk KOR 2:39:56; 39, Judith Ramirez MEX 2:40:18; 40, Fiona Docherty NZL 2:40:18; 41, Pyo Un Suk PRK 2:40:39; 42, Adriana da Silva BRA 2:40:54; 43, Shireen Crumpton NZL 2:41:31; 44, Tannitha Maxwell RSA 2:41:48; 45, Annetette Agaard DEN 2:42:03; 46, Martha Coombs KEN 2:42:14; 47, Kim Chol-Sun PRK 2:42:18; 48, Patricia Lessourau FRA 2:42:40; 49, Laurence Klein FRA 2:42:47

50, Zoila Gómez USA 2:42:49; 51, Renalda Kerygte LTU 2:45:28; 52, Park Ho-Sun KOR 2:47:16; 53, Stephanie Briand FRA 2:48:16; 54, Yanna Oubouhou FRA 2:50:02; 55, Helalia Johannes NAM 2:50:19; 56, Sandra Ruales ECU 2:50:36; 57, Jane Suuto UGA 2:52:44; 58, Cécile Moynot FRA 2:54:21; 59, Nuta Orlaru ROU 3:00:59

Did not finish: Maria Baldaia BRA, Robe Guta ETH, Ulrike Maisch GER, Luminita Zaituc GER, Yeoryia Abatzidou GRE, Helena Loshanyang Kirok KEN, Victoria Poludina KGZ, Lee Sun-young KOR, Dulce Maria Rodriguez MEX & Luvsankhündeg Otgonbayar MGL

Disqualified: (r240.8.e) Magdalini Gazéa GRE (dnf)

Disqualified: (r40.1) Nailiya Yulamanova RUS (2:27:08)

The local favourite Irina Mikićenko did not start due to a family bereavement, while another very late withdrawal was 2005 champion Radcliffe who had not sufficiently recovered from bunion surgery. The pace was cautious, with 10Km reached in 35:03 and halfway in 73:39 when there were 24 in the leading group. Although the third 10Km (34:49) was five seconds slower than the preceding 10Km, the lead group was halved. At 35Km there were just three at the head of the field, and Xue made her bid just after 40Km (2:18:10). Mergeria soon dropped back, while Ozaki only faded in the last kilometre. Xue crossed the line under Brandenbug Gate to become the youngest athlete (20 years 253 days) ever to win a medal in the event. She led China to an easy team win over Japan.

“When I came here I did not think at all that I could win the gold medal,” said Xue.

IAAF World Marathon Cup (5 to run, 3 to score)

1, PR of China	7:17:02
2, Japan	7:22:15
3, Russia	7:24:42
4, Ethiopia	7:28:17
5, United States	7:32:20
6, Kenya	7:39:51
7, PR of Korea	7:50:32
8, New Zealand	8:00:37

9, France 8:13:43

3000 Metres Steeplechase Helsinki 2005**Final (Aug 8)**

1,	Dorcus Inzikuru	UGA	9:18.24
2,	Yekaterina Volkova	RUS	9:20.49
3,	Jeruto Kiptum	KEN	9:26.95
4,	Korene Hinds	JAM	9:33.30
5,	Salome Chepchumba	KEN	9:37.39
6,	Yelena Zadorozhnaya	RUS	9:37.91
7,	Cristina Casandra	ROU	9:39.52
8,	Mardrea Hyman	JAM	9:39.66

9, Elizabeth Jackson USA 9:46.72; 10, Bouchra Chaabi MAR 9:47.62; 11, Yamina Bouchaouante FRA 9:48.48; 12, Minori Hayakari JPN 9:48.97; 13, Inês Monteiro POR 9:50.35; 14, Wioletta Janowska POL 10:00.03; 15, Carrie Messner USA 10:11.20

While Inzikuru, a steeplechase specialist, had the fastest time before Helsinki, Janowska, and particularly Zadorozhnaya, were good flat runners thought to have a good chance of triumphing in the first ever world women's steeplechase final. Inzikuru set a brave pace, and with a first kilometre of 2:57.98 only had two principal rivals for company. Though the pace slowed to 6:05.20 at 2000m, Janowska was dropped, and shortly after Zadorozhnaya began to slip back, eventually fading to sixth. Inzikuru was never threatened, although Volkova closed to within 15m at the finish, and the Ugandan thus won her country's first-ever world gold.

First round (First 3 & 6 fastest to final) (Aug 6)

Heat 1: 1, Zadorozhnaya 9:32.96; 2, Hinds 9:36.76; 3, Chepchumba 9:39.27; 4, Hayakari 9:41.21; 5, Chaabi 9:41.82; 6, Lisa Galaviz USA 9:47.45; 7, Livia Tóth HUN 9:51.03; 8, Stephanie de Croock BEL 9:54.78; 9, Róisín McGettigan IRL 9:56.31; 10, Clarisse Cruz POR 10:06.96; 11, Andrea Mayr AUT 10:07.61; 12, Miranda Boonstra NED 10:09.91

Heat 2: 1, Janowska 9:35.66; 2, Hyman 9:38.75; 3, Messner 9:39.68; 4, Jackie Chenmok KEN 9:47.37; 5, Rasa Troup LTU 9:47.47; 6, Elodie Ollivierés FRA 9:49.28; 7, Ida Nilsson SWE 9:56.17; 8, Natalya Izmodenova RUS 10:01.97; 9, Rosa Morató ESP 10:07.09; 10, Fatima Bahi Azzouhoum ALG 10:07.39; 11, Dobrinka Shalamanova BUL 10:07.75; 12, Tuimala FIN DNF

Heat 3: 1, Inzikuru 9:27.85; 2, Kiptum 9:29.21; 3, Volkova 9:29.88; 4, Casandra 9:37.19; 5, Bouchaouante 9:42.18; 6, Jackson 9:45.24; 7, Monteiro 9:47.19; 8, Habiba Ghribi TUN 9:51.49; 9, Türkán Bozkurt TUR 9:56.61; 10, Valentina Gorpynych UKR 9:59.29; 11, Joanna Ankier GBR 10:12.50

Osaka 2007**Final (Aug 27)**

1,	Yekaterina Volkova	RUS	9:06.57
2,	Tatyana Petrova	RUS	9:09.19
3,	Eunice Jepkorir	KEN	9:20.09
4,	Ruth Bisibori	KEN	9:25.25 ^{MJR}
5,	Sophie Duarte	FRA	9:27.51
6,	Cristina Casandra	ROU	9:29.63
7,	Gulnara Galkina	RUS	9:30.24
8,	Rosa Morató	ESP	9:36.84

9, Hanane Ouhaddou MAR 9:37.87; 10, Róisín McGettigan IRL 9:39.80; 11, Veeleir Dejaeghere BEL 9:40.10; 12, Fionnuala Britton IRL 9:48.09; 13, Sara Moreira POR 10:00.40; 14, Mardrea Hyman JAM 10:16.24; Wioletta Janowska POL DNF

Galkina, the world record holder, was the favourite, while Dorcus Inzikuru was unable to defend her title. Galkina led through the first kilometre (3:00.35) in the final, but then inexplicably began to slip back. Volkova took over the lead, and by 2000m (6:05.46) was almost 10m clear of Petrova and Jepkorir. She increased her lead by a couple of metres before the bell, and went away to win by nearly 20m from Petrova in the second fastest time ever. Jepkorir slipped back in the last lap, but easily held off Bisibori for the bronze. Volkova noted afterwards "Galkina is the best, there was something wrong with her today", and then correctly predicted "she [Samitova] will be the first one under nine minutes."

First round (First 4 & 3 fastest to final) (Aug 25)

Heat 1: 1, Jepkorir 9:32.27; 2, Petrova 9:38.80; 3, Dejaeghere 9:38.95; 4, McGettigan 9:39.41; 5, Hatti Dean GBR 9:43.80; 6, Mekdes Bekele ETH 9:50.12; 7, Jenny Barringer USA 9:51.04; 8, Zulema Fuentes-Pila ESP 9:55.62; 9, Dobrinka Shalamanova BUL 9:58.76; 10, Zenaida Vieira BRA 10:04.40; 11, Nataliya Tobias UKR 10:11.58; 12, Jin Yuan CHN 10:14.46; 13, Irini Kokkiniariou GRE 10:19.62; 14, Tebogoo Masehla RSA 10:41.02; 15, Kristine Eikrem Engeset NOR 10:56.45

Heat 2: 1, Morató 9:43.48; 2, Janowska 9:43.96; 3, Galkina 9:43.98; 4, Moreira 9:44.01; 5, Korene Hinds JAM 9:44.04; 6, Helen Clitheroe GBR 9:45.59; 7, Ancauta Boboel ROU 9:53.44; 8, Türkán Erigmiş TUR 9:54.77; 9, Karoline Bjerkeli Grovdal NOR 9:56.41; 10, Lindsey Anderson USA 9:57.00; 11, Li Zhenzhu CHN 10:00.55; 12, Zemzem Ahmed ETH 10:07.77; 13, Elodie Ollivierés FRA 10:08.39; 14, Andrea Mayr AUT 10:14.22; 15, Sabine Heitling BRA 10:19.57; Donna MacFarlane AUS, Sigrid Vanden Bempt BEL & Christin Johansson SWE DNF

Heat 3: 1, Casandra 9:40.39; 2, Volkova 9:30.00; 3, Ouhaddou 9:30.61; 4, Duarte 9:30.70; 5, Bisibori 9:31.20; 6, Hyman 9:42.23; 7, Britton 9:42.38; 8, Anna Willard USA 9:48.62; 9, Elena Romagnolo ITA 9:50.79; 10, Diana Martin ESP 9:53.88; 11, Katarzyna Kowalska POL 9:58.74; 12, Stephanie de Croock BEL 10:01.74; 13, Zhu Yanmei CHN 10:01.77; 14, Victoria Mitchell AUS 10:06.61; 15, Netsanet Achamo ETH 10:12.59; 16, Valentyna Horpynych UKR 10:13.87; 17, Silje Fjortoft NOR 10:32.33; 18, Yoshika Tatsumi JPN 10:32.67

Berlin 2009**Final (Aug 17)**

1,	Marta Dominguez	ESP	9:07.32
2,	Yuliya Zarudneva	RUS	9:08.39
3,	Milcah Chemos	KEN	9:08.57
4,	Gulnara Galkina	RUS	9:11.09
5,	Jenny Barringer	USA	9:12.50
6,	Habiba Ghribi	TUN	9:12.52
7,	Ruth Bisibori	KEN	9:13.16
8,	Glady's Kipkemboi	KEN	9:14.62

9, Anje Moliner GER 9:18.54; 10, Zemzem Ahmed ETH 9:22.64; 11, Jessica Augusto POR 9:25.25; 12, Katarzyna Kowalska POL 9:30.37; 13, Sofia Assefa ETH 9:31.29; 14, Eva Arias ESP 9:33.34; 15, Sophie Duarte FRA 9:33.85

The favourite Galkina, troubled by a knee injury, led from the gun and passed 1000m in 3:01.26. She continued in front but not at the scaring pace she'd set at the Beijing Olympics when she broke the world record. The second kilometre was covered in 3:05.19. It was Zarudneva, not Galkina who proved to be the strongest Russian challenger. She led a group of seven at the bell and repelled a challenge from Ghribi to drop all but Dominguez until just before the final hurdle, when the Spaniard zipped by to win by 8m. It was a "the most important victory of my life," according to the winner, who had fallen while in medal contention at the 2008 Olympics.

Chemos – fifth at the final water-jump – closed drastically thereafter to almost deprive Zarudneva for the silver. She had ran her first steeplechase only four months earlier. Defending champion Volkova went out in the heats.

First round (First 4 & 3 fastest to final) (Aug 15)

Heat 1: 1, Galkina 9:17.67; 2, Moliner 9:21.73; 3, Assefa 9:22.63; 4, Chemos 9:23.87; 5, Arias 9:25.14; 6, Augusto 9:26.64; 7, Ancauta Boboel ROU 9:34.39; 8, Yelena Sidorchenkova RUS 9:37.16; 9, Minori Hayakari JPN 9:39.28; 10, Lindsey Anderson USA 9:46.03; 11, Donna MacFarlane AUS 9:52.46; 12, Durka Mana SUD 9:52.90; 13, Elena Romagnolo ITA 9:56.61; Irini Kokkiniariou GRE DQ (9:35.61)

Heat 2: 1, Ghribi 9:26.40; 2, Zarudneva 9:26.64; 3, Barringer 9:26.81; 4, Kowalska 9:26.93; 5, Bisibori 9:27.04; 6, Sara Moreira POR 9:28.64; 7, Korahubsh Itaa ETH 9:33.67; 8, Ulrika Johansson SWE 9:38.88; 9, Helen Clitheroe GBR 9:41.71; 10, Diana Martin ESP 9:42.39; 11, Elodie Ollivierés FRA 9:43.82; 12, Sabine Heitling BRA 9:50.96; 13, Róisín McGettigan IRL 9:59.10; 14, Silje Fjortoft NOR 10:01.04

Heat 3: 1, Ahmed 9:29.36; 2, Kipkemboi 9:29.36; 3, Duarte 9:34.08; 4, Dominguez 9:34.78; 5, Oxana Juravel MDA 9:36.63; 6, Yekaterina Volkova RUS 9:43.52; 7, Livia Tóth HUN 9:45.14; 8, Sandra Eriksson FIN 9:46.62; 9, Karoline Bjerkeli Grovdal NOR 9:48.47; 10, Cristina Casandra ROU 9:49.88; 11, Bridget Franek USA 9:50.02; 12, Asli Çakır TUR 10:06.64; Hanane Ouhaddou MAR DQ (9:40.1) (9:35.78)

Daegu 2011**Final (Aug 30)**

1,	Yuliya Zaripova	RUS	9:07.03
2,	Habiba Ghribi	TUN	9:11.97
3,	Milcah Chemos	KEN	9:17.16
4,	Mercy Njorge	KEN	9:17.88
5,	Lydia Njoroge	KEN	9:25.74
6,	Sofia Assefa	ETH	9:28.24
7,	Gesa Felicitas Krause	GER	9:32.74
8,	Birtukan Fente	ETH	9:36.81

9, Lyubov Kharlamova RUS 9:44.14; 10, Emma Coburn USA 9:51.40; 11, Barbara Parker GBR 9:56.66; 12, Birtukan Adamu ETH 10:05.10; Binnaz Uslu TUR DQ (r4.0.1) (9:31.06); Hanane Ouhaddou MAR DQ (r40.8) (9:32.36); Sara Moreira POR DQ (r40.1) (9:47.87)

Zaripova as Zarudneva won silver behind Marta Dominguez in 2009 and then front-ran to the European title ahead of the Spaniard in 2010. The Russian repeated her 2010 tactic in Daegu. The Kenyans stayed with her through kilometre splits of 3:00.70 and 3:03.66 before the Russian began to move away in the penultimate lap. Ghribi passed the Kenyans with 650m to go and looked like a threat to Zaripova, but instead the Russian's superior barrier technique and strength enabled her to draw away over the last 200m. Her time of 9:07.03 moved her into third on the all-time list.

Four women were disqualified for doping infractions, including Uslu who had originally placed seventh. It should also be noted that in January 2015, Zaripova was sanctioned by the Russian Anti-Doping Agency for an offence based on anomalies in her Athlete Biological Passport. At the time of writing (June 30, 2015), it has yet to be determined if the punishment would result in the loss of her 2011 World and/or 2012 Olympic title.

First round (First 4 & 3 fastest to final) (Aug 27)

Heat 1: 2, Ghribi 9:24.56; 3, Njoroge 9:24.95; 4, Fente 9:28.82; 5, Fionnuala Britton IRL 9:41.17; 6, Bridget Franek USA 9:43.09; 7, Korene Hinds JAM 9:52.11; 8, Jana Sussmann GER 9:59.53; 9, Diana Martin ESP 10:04.59; 10, Angela Figueroa COL 10:06.00; Uslu DQ (r40.1) (9:24.06); Ouhaddou DQ (r40.8) (9:25.96) (Both qualified for the final but disqualified in retrospect)

Heat 2: 1, Assefa 9:32.48; 2, Rotich 9:36.70; 3, Coburn 9:38.42; 4, Kharlamova 9:40.04; 5, Cristina Casandra ROU 9:51.00; 6, Gülcan Mingir TUR 10:04.83; 7, Minoru Hayakari JPN 10:05.34; 8, Salima Alami MAR 10:07.71; 9, Marcela Lustigová CZE 10:12.54; Mardrea Hyman JAM DNF; Moreira DQ (r40.1) (9:36.97) (Qualified for the final but disqualified in retrospect)

Heat 3: 1, Chemos 9:35.61; 2, Zaripova 9:35.80; 3, Krause 9:35.83; 4, Adamu 9:37.31; 5, Parker 9:38.21; 6, Beverly Ramos PUR 9:45.50; 7, Stephanie Garcia USA 9:53.47; 8, Stephanie Reilly IRL 9:55.49; 9, Sandra Eriksson FIN 10:03.20; 10, Svitlana Schmid UKR 10:14.16; Irini Kokkiniariou GRE DQ (r40.8) (10:15.18)

Moscow 2013

(Aug 13)

1,	Milcah Chemos	KEN	9:11.65												
2,	Lydia Chepkurui	KEN	9:12.55												
3,	Sofia Assefa	ETH	9:12.84												
4,	Hiwot Ayalew	ETH	9:15.25												
5,	Etenesh Diro	ETH	9:16.97												
6,	Hyvin Jepkemoi	KEN	9:22.05												
7,	Valentyna Zhudina	UKR	9:33.73												
8,	Antje Möldner-Schmidt	GER	9:34.06												
9,	Gesa-Félicitas Krause	GER	9:37.11; 10, Eilish McColgan	GBR	9:37.33; 11, Diana Martin	ESP	9:38.30; 12, Natalya Gorchakova	RUS	9:38.57; 13, Ancuta Bobocel	ROU	9:53.35; 14, Silvia Danekova	BUL	9:58.57; 15, Salima Alami	MAR	10:08.36

After one lap of the final, all Kenyans and Ethiopians were clear of the field. Ayalew led through 1000m in 3:01.72, and then Chemos took the lead. The shortest of the contenders, and with a rudimentary hurdle technique, she covered the second kilometre in 3:09.64. With just under two laps to go, Assefa hit a hurdle and fell, losing 20m. Chemos lifted the pace approaching the bell, and though training partner Chepkurui got near during the last lap, she could never pass her diminutive teammate. Chemos became Kenya's first female world steeplechase champion. Behind her Chepkurui only just held off Asefa for silver. Without the fall, the Ethiopian would surely have been battling for gold. The transponder time for her final lap was 73.27, quicker than the 73.68 of the winner.

The two biggest threats to East Africa never made it to Moscow. Olympic silver medalist Habiba Ghribi withdrew with an injury. So did defending champion Yulia Zaripova, who was reported as having hurt her knee hurdling, but was later declared guilty by the Russian Anti-Doping Agency of having committed a doping offence from July 25, 2013.

First Round (First 5 & 5 fastest to final) (Aug 10)

Heat 1: 1, Chemos 9:36.16; 2, Jepkemoi 9:36.19; 3, Assefa 9:36.66; 4, Zhudina 9:37.79; 5, Alami 9:39.95; 6, Krause 9:42.19; 7, Amina Betché ALG 9:45.50; 8, Sandra Eriksson FIN 9:45.57; 9, Shalaya Kipp USA 9:45.97; 10, Beverly Ramos PUR 9:49.60; 11, Lyudmila Lebedeva RUS 9:50.64; 12, Sudha Singh IND 9:51.05; 13, Charlotta Fougberg SWE 9:59.17; 14, Natalya Aristarkhova RUS 10:10.26

Heat 2: 1, Diro 9:24.02; 2, Chepkurui 9:24.19; 3, Ayalew 9:24.49; 4, Möldner-Schmidt 9:29.27; 5, Danekova 9:35.66; 6, Bobocel 9:35.78; 7, McColgan 9:35.82; 8, Martin 9:39.22; 9, Gorchakova 9:42.12; 10, Katarzyna Kowalska POL 9:44.12; 11, Ashley Higginson USA 9:45.78; 12, Gladys Kipkemoi KEN 9:54.22; 13, Nicole Bush USA 9:58.03; Kaltoum Bouaasayriya MAR DQ (r163.3b); Fabienne Schlumpf SUI DQ (r163.3b)

3000 METRES STEEPLECHASE

Multiple Medalists:

3	Milcah Chemos	KEN	09-3, 11-3, 13-1
2	Yekaterina Volkova	RUS	05-2, 07-1
	Yuliya Zarudneva/Zaripova	RUS	09-2, 11-1

Most Finals:

3	Sofia Assefa	ETH	09-13, 11-6, 13-3
	Chemos		

Most Appearances:

4	Minoru Hayakari	JPN	05-12, 07-dnf/h1, 09-9h1, 11-7h2
	Cristina Casandra	ROU	05-7, 07-6, 09-10h3, 11-5h2
	Diana Martin	ESP	07-10h3, 09-10h2, 11-8h1, 13-11

National Placings:

	1	2	3	4	5	6	7	8	Points
KEN	1	1	4	2	2	1	1	1	63
RUS	2	3	-	1	-	1	1	-	47
ETH	-	-	1	1	1	1	-	1	19
TUN	-	1	-	-	-	1	-	-	10
ESP	1	-	-	-	-	-	-	1	9
UGA	1	-	-	-	-	-	-	-	8
JAM	-	-	-	1	-	-	-	1	6
ROU	-	-	-	-	-	1	1	-	5
FRA	-	-	-	-	1	-	-	-	4
USA	-	-	-	1	-	-	-	-	4
GER	-	-	-	-	-	-	1	1	3
UKR	-	-	-	-	-	-	1	-	2
Totals	5	5	5	5	5	5	5	5	180

100 Metres Hurdles

Helsinki 1983

Final (Aug 13) (2.4)

		Reactions
1,	Bettine Jahn	GDR 12.35w 0.154
2,	Kerstin Knabe	GDR 12.42 0.115
3,	Ginka Zagorcheva	BUL 12.62 0.117
4,	Natalya Petrova	URS 12.67
5,	Shirley Strong	GBR 12.78
6,	Yelena Biserova	URS 12.80
7,	Cornelia Riefstahl	GDR 12.94
8,	Benita Fitzgerald	USA 12.99

Windy conditions on the last days of the championships blew Bettine Jahn to history's fastest time but prevented the mark from being accepted as a record.

The 25 year-old GDR hurdler, only third in the previous year's European Championships, ran a perfect race from lane 1 to clock 12.35 – 0.01 quicker than the 1980 world record of Grażyna Rabsztyń. For a moment the stadium was celebrating the third world record of the championships. Then the following wind was confirmed as 2.4 metres per second. A strong second was Jahn's taller compatriot Knabe, who closed down on the leader over the last two hurdles.

First round (First 5 & 7 fastest to semi-finals) (Aug 12)

Heat 1: (0.8) 1, Knabe 13.03; 2, Machabey 13.15; 3, Denk 13.26; 4, Kamei 13.61; 5, Benserud 13.67; 6, Pandazi 13.90; 7, Dai 13.97

Heat 2: (2.1) 1, Zagorcheva 12.78w; 2, Biserova 12.91; 3, Savigny 13.21; 4, Stoica 13.24; 5, Bothe 13.46; 6, Capotosto 13.63; 7, Lin 14.25

Heat 3: (-3.1) 1, Strong 13.26; 2, Petrova 13.43; 3, Siska 13.60; 4, Fitzgerald 13.67; 5, Forgrave 13.83; 6, Nawal El Moutawakel MAR 14.85; 7, June Caddie BAR 14.89

Heat 4: (0.5) 1, Filsinger 13.04; 2, Riefstahl 13.07; 3, Nunn 13.26; 4, Nelson 13.66; 5, Sichelau 13.76; 6, Martínez 13.78; Candy Young USA DNF

Heat 5: (0.6) 1, Jahn 12.81; 2, Chardonnet 13.17; 3, Page 13.18; 4, Livermore 13.25; 5, Olijslager 13.26; 6, Sasaki 13.78; 7, Purho 14.23

Second round (First 4 to semi-finals) (Aug 12)

Heat 1: (1.4) 1, Knabe 12.83; 2, Livermore 13.22; 3, Nunn 13.23; 4, Filsinger 13.31; 5, Susan Kameli CAN 13.33; 6, Beatriz Capotosto ARG 13.60; 7, Elisabet Pandazi GRE 13.95; 8, Dai Jianhua CHN 14.07

Heat 2: (2.3) 1, Zagorcheva 12.66w; 2, Petrova 12.70; 3, Page 13.12; 4, Chardonnet 13.15; 5, Lorna Boothe GBR 13.29; 6, Heidi Benserud NOR 13.60; 7, Helle Sichlau DEN 13.73; Lin Yueh-Hsiang TPE DNS

Heat 3: (1.9) 1, Jahn 12.75; 2, Machabey 12.95; 3, Fitzgerald 13.15; 4, Siska 13.16; 5, Mihaela Stoica ROU 13.21; 6, Marjan Olijslager NED 13.30; 7, Sylvija Forgrave CAN 13.38; 8, Emi Sasaki JPN 13.73

Heat 4: (1.6) 1, Strong 12.91; 2, Biserova 12.94; 3, Riefstahl 12.96; 4, Denk 13.14; 5, Marie-Nicolle Savigny FRA 13.21; 6, Karen Nelson CAN 13.61; 7, Maria José Martínez ESP 13.80; 8, Salla Purho FIN 13.90

Semi-finals (First 4 to final) (Aug 13)

Heat 1: (0.7) 1, Zagorcheva 12.75; 2, Knabe 12.83; 3, Biserova 12.92; 4, Strong 12.99; 5, Michele Chardonnet FRA 13.13; 6, Pam Page USA 13.24; 7, Heike Filsinger FRG 13.42; 8, Xenia Siska HUN 13.68

Heat 2: (1.6) 1, Jahn 12.72; 2, Petrova 12.83; 3, Fitzgerald 12.96; 4, Riefstahl 13.00; 5, Laurence Machabey FRA 13.08; 6, Ulrike Denk FRG 13.16; 7, Judy Livermore GBR 13.30; 8, Glynis Nunn AUS 13.39

Rome 1987**Final (Sep 4) (-0.5)**

1,	Ginka Zagorcheva	BUL	12.34
2,	Gloria Uibel	GDR	12.44
3,	Cornelia Oschkenat	GDR	12.46
4,	Yordanka Donkova	BUL	12.49
5,	Anne Piquereau	FRA	12.82
6,	Laurence Elloy	FRA	12.83
7,	Claudia Zaczkiewicz	FRG	12.98
8,	LaVonna Martin	USA	13.06

Yordanka Donkova, who set three world records in 1986, was left without a medal in a final which resembled a Bulgaria versus GDR international.

Donkova had been supplanted as world record holder by her teammate Zagorcheva, and it was she who dominated in the final. Donkova held second place briefly but was overtaken by the GDR pair of Uibel and Oschkenat.

First round (First 3 & 4 fastest to semi-finals) (Sep 3)

Heat 1: (-1.0) 1, Zagorcheva 12.51; 2, Piquereau 13.24; 3, López 13.24; 4, Heggli 13.32; 5, Wendy Jael GBR 13.41; 6, Dinah Yankey GHA 13.90; 7, Helga Halldorsdóttir ISL 13.97

Heat 2: (0.8) 1, Donkova 12.97; 2, Colle 13.20; 3, Hightower 13.22; 4, Vallecilla 13.30; 5, Lesley-Ann Skeete GBR 13.40; 6, Tiina Lindgren FIN 13.76; 7, Chen Wen-Ing TPE 14.12

Heat 3: (-0.8) 1, Oschkenat 12.83; 2, Gunnell 13.02; 3, Martin 13.19; 4, Lombardo 13.25; 5, Karin Malmbratt SWE 13.43; 6, Karen Nelson CAN 13.60

Heat 4: (-1.6) 1, Uibel 12.81; 2, Elloy 13.08; 3, Zaczkiewicz 13.15; 4, Hunter 13.19; 5, Feng Yinghua CHN 13.85; 6, Sandra Tavares MEX 13.86

Semi-finals (First 4 to final) (Sep 4)

Heat 1: (-0.2) 1, Oschkenat 12.65; 2, Zagorcheva 12.75; 3, Martin 12.94; 4, Piquereau 12.95; 5, Florence Colle FRA 13.04; 6, Sally Gunnell GBR 13.06; 7, Rita Heggli SUI 13.30; 8, Nancy Vallecilla ECU 13.28

Heat 2: (0.9) 1, Uibel 12.68; 2, Donkova 12.76; 3, Elloy 12.88; 4, Zaczkiewicz 13.01; 5, Stephanie Hightower USA 13.12; 6, Sophia Hunter USA 13.26; 7, Aliuska López CUB 13.31; 8, Patrizia Lombardo ITA 13.38

Tokyo 1991**Final (Aug 30) (-1.7)**

				<u>Reactions</u>
1,	Lyudmila Narozhilenko	URS	12.59	0.147
2,	Gail Devers-Roberts	USA	12.63	0.148
3,	Natalya Grigoryeva	URS	12.69	0.162
4,	Monique Ewanjé-Épée	FRA	12.84	0.150
5,	Julie Baumann	SUI	12.88	0.152
6,	Florence Colle	FRA	13.01	0.165
7,	Aliuska López	CUB	13.06	0.168
8,	Kristin Patzwahl	GER	13.07	0.155

The event went to form when Lyudmila Narozhilenko added the world outdoor title to the one she had won indoors in March. The Soviet record holder (12.28) ran the fastest times in each of the rounds and took control of the final from the third hurdle.

It looked as if the USSR would also claim the silver, before Devers-Roberts surged at the end of the race. Her run represented a

remarkable comeback. She had suffered from Graves' disease – a thyroid condition – which prevented her from competing in 1989 and 1990. Six months before the championships she was confined to her bed and almost had to have her feet amputated. She miraculously recovered and started training seriously in May.

The silver and bronze medalists of 1987, Siebert (née Uibel) and Oschkenat – were both eliminated in the first round.

First round (First 2 & 6 fastest to semi-finals) (Aug 29)

Heat 1: (0.0) 1, Zhang 13.12; 2, Myricks 13.12; 3, Piquereau 13.42; 4, Lesley-Ann Skeete GBR 13.33; 5, Mihaela Pogăciaru ROU 13.38; 6, Cornelia Oschkenat GER 13.55

Heat 2: (-1.1) 1, Grigoryeva 13.02; 2, Adams 13.30; 3, Voula Patoulidou GRE 13.41; 4, Liliana Nastase ROU 13.41; 5, Donald Duprey CAN 13.75; 6, Carmen Bezanilla CHI 14.01; Yasmira Azzizi ALG DNS

Heat 3: (0.9) 1, Devers-Roberts 12.77; 2, Freeman 13.10; 3, Colle 13.12; 4, Mardomingo 13.22; 5, Gloria Siebert GER 13.29; 6, Luo Bin CHN 13.53

Heat 4: (0.6) 1, Ewanjé-Épée 12.92; 2, López 13.10; 3, Morley-Brown 13.24; 4, Nadezhda Bodrova URS 13.34; 5, Brigita Bukovec YUG 13.44; 6, Monica Pellegrinelli SUI 13.49; 7, Wang Shu-Hwa TPE 13.81

Heat 5: (0.5) 1, Narozhilenko 12.66; 2, Baumann 12.86; 3, Dethier 13.07; 4, Patzwahl 13.08; 5, Dawn Bowles USA 13.41; 6, Michelle Edwards GBR 13.50; 7, Ayumi Sasaki JPN 13.85

Semi-finals (First 4 to final) (Aug 29)

Heat 1: (-0.4) 1, Grigoryeva 12.66; 2, Devers-Roberts 12.71; 3, Ewanjé-Épée 12.88; 4, Patzwahl 13.11; 5, Michelle Freeman JAM 13.17; 6, Sylvie Dethier BEL 13.18; 7, Kay Morley-Brown GBR 13.24; 8, Odalys Adams CUB 13.26

Heat 2: (0.2) 1, Narozhilenko 12.52; 2, López 12.91; 3, Colle 12.94; 4, Baumann 12.94; 5, Anne Piquereau FRA 13.02; 6, Arnita Myricks USA 13.12; 7, Maria José Mardomingo ESP 13.19; 8, Zhang Yu CHN 13.24

Stuttgart 1993**Final (Aug 20) (0.2)**

1,	Gail Devers	USA	12.46	0.167
2,	Marina Azyabina	RUS	12.60	0.157
3,	Lynda Tolbert	USA	12.67	0.118
4,	Aliuska López	CUB	12.73	0.187
5,	Eva Sokolova	RUS	12.78	0.163
6,	Dawn Bowles	USA	12.90	0.217
7,	Michelle Freeman	JAM	12.90	0.188
8,	Cécile Cinélu	FRA	12.95	0.160

Devers made amends for falling in the Olympic final by taking her second world gold in five days. The American was helped by the fact that her main rival, Azyabina, false-started in the final.

It was Tolbert who showed the best reactions when the race started for real. She was caught by Devers before halfway. The 100m champion easily held off the closing charge of Azyabina to break her own American record. Tolbert held on for the bronze.

First round (First 3 & 6 fastest to semi-finals) (Aug 19)

Heat 1: (-1.0) 1, Azyabina 12.88; 2, Baumann 13.10; 3, Bodrova 13.25; 4, Preira 13.36; 5, Maria José Mardomingo ESP 13.41; 6, Sonia Paquette CAN 13.51; 7, Gudrun Amardóttir ISL 13.96

Heat 2: (-0.8) 1, Sokolova 12.96; 2, Anderson 13.23; 3, Grefstad 13.29; 4, Russell 13.30; 5, Liliana Nastase ROU 13.41; 6, Maria Kamrowska POL 13.44; 7, Natalya Belenkova TKM 14.18; 8, Ivette Sánchez PAN 15.30

Heat 3: (-0.6) 1, Freeman 12.84; 2, Bowles 12.89; 3, Patzwahl 12.98; 4, Bukovec 13.05; 5, Ramalalanina 13.35; 6, Chan Sau Ying HKG 13.50; 7, Kim Seon-Jin KOR 13.99

Heat 4: (-1.0) 1, López 13.04; 2, Dimitrova 13.05; 3, Rose 13.27; 4, Keri Maddox GBR 13.49; 5, Ina Langenhuis NED 13.50; 6, Vania Ferreira BRA 14.23; Sabine Braun GER DNS

Heat 5: (-0.1) 1, Devers 12.74; 2, Cinélu 13.00; 3, Agyepong 13.07; 4, Flemming 13.19; 5, Donald Duprey CAN 13.50; 6, Ludmila Olijar LAT 13.50; 7, Sriyani Kulawansa SRI 13.58

Heat 6: (-0.5) 1, Tolbert 12.90; 2, Girard 13.08; 3, Court 13.26; 4, Kolovanova UKR 13.40; 5, Joyce Melendez PUR 13.41; 6, Carla Tuzzi ITA 13.54; 7, Manuela Marxer LIE 13.65

Semi-finals (First 2 & 2 fastest to final) (Aug 19)

Heat 1: (-0.3) 1, Devers 12.67; 2, Cinélu 12.88; 3, López 12.92; 4, Jackie Agyepong GBR 13.03; 5, Kristin Patzwahl GER 13.07; 6, Katie Anderson CAN 13.34; 7, Dionne Rose JAM 13.43; Natalya Kolovanova UKR DNF

Heat 2: (0.3) 1, Azyabina 12.70; 2, Tolbert 12.76; 3, Brigita Bukovec SLO 12.98; 4, Patricia Girard FRA 13.03; 5, Gillian Russell JAM 13.12; 6, Nicole Ramalalanina MAD 13.16; 7, Jane Flemming AUS 13.19; 8, Clova Court GBR 13.37

Heat 3: (0.6) 1, Sokolova 12.76; 2, Freeman 12.77; 3, Bowles 12.84; 4, Svetla Dimitrova BUL 12.96; 5, Nadezhda Bodrova UKR 12.98; 6, Julie Baumann SUI 12.99; 7, Monica Grefstad NOR 13.37; 8, Marie-Victoire Preira FRA 13.39

Gothenburg 1995

Final (Aug 6) (0.2)

1,	Gail Devers	USA	12.68	0.162
2,	Olga Shishigina	KAZ	12.80	0.141
3,	Yuliya Graudyn	RUS	12.85	0.185
4,	Tatyana Reshetnikova	RUS	12.87	0.194
5,	Julie Baumann	SUI	12.95	0.137
6,	Gillian Russell	JAM	12.96	0.167
7,	Dionne Rose	JAM	12.98	0.152
8,	Brigita Bukovec	SLO	13.02	0.180

The form book indicated that Devers would face a strong challenge from Shishigina, who was unbeaten in 10 hurdles races in 1995 and had a best of 12.44. Devers, meanwhile, was having a low-key season in which she avoided sprinting due to a tender hamstring.

In the final, the American got a poor start but her speed between the hurdles showed. Shishigina was the better hurdler but was no match for the American. "In the race I just focussed on my lane," said Devers. "I didn't know of the others."

First round (First 2 & 6 fastest to semi-finals) (Aug 5)

Heat 1: (-0.2) 1, Bukovec 12.93; 2, Rose 12.97; 3, Piquereau 13.05; 4, Caren Jung GER 13.13; 5, Carla Tuzzi ITA 13.32; 6, Chan Sau Ying HKG 13.53

Heat 2: (-0.6) 1, Reshetnikova 13.07; 2, Guidalo 13.08; 3, Monique Tourret FRA 13.13; 4, Birgit Wolf GER 13.21; 5, Maria José Mardomingo ESP 13.31; 6, Isabel Abrantes POR 13.77; Hsu Hsiu-ying TPE DNF

Heat 3: (0.4) 1, Graudyn 12.90; 2, Girard 12.95; 3, Freeman 12.99; 4, Yurkova 13.00; 5, Odalys Adams CUB 13.33; 6, Heike Blasnneck GER 13.47; Gilda Massa PER DNS

Heat 4: (-0.2) 1, Shishigina 12.80; 2, López 13.01; 3, Agyepong 13.06; 4, Ramalalanirina 13.13; 5, Doris Williams USA 13.33; 6, Sriyani Kulawansa SRI 13.45; Joyce Melendez PUR DNS

Heat 5: (-1.0) 1, Russell 12.84; 2, Devers 12.85; 3, Baumann 12.99; 4, Yelena Ovcharova UKR 13.18; 5, Marsha Guidalo USA 12.91; 6, Zhou Jing CHN 13.61; 7, Véronique Linster LUX 13.74

Semi-finals (First 4 to final) (Aug 6)

Heat 1: (0.1) 1, Devers 12.67; 2, Russell 12.74; 3, Graudyn 12.82; 4, Baumann 12.86; 5, Patricia Girard FRA 12.87; 6, Lidiya Yurkova BLR 12.95; 7, Jacqui Agyepong GBR 13.14; 8, Michelle Freeman JAM 13.23

Heat 2: (-0.3) 1, Shishigina 12.78; 2, Bukovec 12.82; 3, Rose 12.86; 4, Reshetnikova 12.88; 5, Marsha Guidalo USA 12.91; 6, Aliuska López CUB 12.98; 7, Anne Piquereau FRA 13.09; 8, Nicole Ramalalanirina MAD 13.24

Athens 1997

Final (Aug 10) (-0.3)

1,	Ludmila Engquist	SWE	12.50	0.126
2,	Svetla Dimitrova	BUL	12.58	0.136
3,	Michelle Freeman	JAM	12.61	0.145
4,	Brigita Bukovec	SLO	12.69	0.146
5,	Dionne Rose	JAM	12.87	0.118
6,	Katie Anderson	CAN	12.88	0.127
7,	Svetlana Laukhova	RUS	12.98	0.135
	Patricia Girard	FRA	DQ (r162.7)	

After setting Commonwealth records of 12.53 and 12.52 in the preliminaries, and with a clear lead in the early stages of the final, Freeman must have believed everything was going her way. But her fate was to finish third. Sweden's Olympic Champion Engquist (who won this title in 1991 as Lyudmila Narozhilenko of the USSR) kept her head and, despite being as much as 6/100ths behind Freeman after 40m she was ahead at the seventh hurdle and went on to finish a metre clear. The Jamaican was passed on the run-in by Dimitrova. Girard was disqualified for two false starts.

First round (First 2 & 6 fastest to semi-finals) (Aug 9)

Heat 1: (0.2) 1 Freeman 12.53; 2, Baumann 12.91; 3, Kirkland 12.99; 4, Blasnneck 13.00; 5, Botha 13.00; 6, Aneta Sosnowska POL 13.28; 7, Virginie Gollino MON 15.26

Heat 2: (1.5) 1, Engquist 12.62; 2, Girard 12.67; 3, Laukhova 12.88; 4, Sriyani Kulawansa SRI 13.07; 5, Angie Thorp GBR 13.08; 6, Carla Tuzzi ITA 13.10; 7, Taiwo Aladeifa NGR 13.16

Heat 3: (0.2) 1, Rose 12.84; 2, Allahgreen 13.03; 3, Dawn Bowles USA 13.11; 4, Nadège Joseph FRA 13.23; 5, Irina Korotya RUS 13.32; 6, Yvonne Kanazawa JPN 13.34; 7, Hristiana Tabaki GRE 13.82

Heat 4: (0.6) 1, Dimitrova 12.68; 2, Atede 12.83; 3, Walker 12.96; 4, Iveta Rudová CZE 13.14; 5, Nicole Ramalalanirina MAD 13.21; 6, Johanna Hakkoaho FIN 13.52; Anna Leszczynska POL DNF

Heat 5: (-1.6) 1, Anderson 12.96; 2, Bukovec 12.97; 3, Graudyn 13.07; 4, Melissa Morrison USA 13.11; 5, Aliuska López CUB 13.19; 6, Maria-José Mardomingo ESP 13.42; 7, Verónica de Paoli ARG 13.83

Semi-finals (First 4 to final) (Aug 10)

Heat 1: (-0.4) 1, Freeman 12.52; 2, Dimitrova 12.74; 3, Bukovec 12.76; 4, Anderson 12.80; 5, Julie Baumann SUI 12.97; 6, Astia Walker JAM 13.00; 7, Anjanette Kirkland USA 13.04; 8, Yuliya Graudyn RUS 13.07

Heat 2: (0.2) 1, Engquist 12.53; 2, Girard 12.68; 3, Laukhova 12.88; 4, Rose 12.89; 5, Angie Atede NGR 12.91; 6, Heike Blasnneck GER 12.94; 7, Corien Botha RSA 13.12; 8, Diane Allahgreen GBR 13.25

Seville 1999

Final (Aug 28) (0.7)

1,	Gail Devers	USA	12.37	0.113
2,	Glory Alozie	NGR	12.44	0.155
3,	Ludmila Engquist	SWE	12.47	0.132
4,	Olga Shishigina	KAZ	12.51	0.150
5,	Svetla Dimitrova	BUL	12.75	0.149
6,	Dionne Rose	JAM	12.80	0.107
7,	Delloreen Ennis-London	JAM	12.87	0.148
8,	Patricia Girard	FRA	12.97	0.154

It was one of the great human interest stories in athletics history, two of the medals in this event falling to women who had faced potentially fatal health problems and yet returned to competition at the highest level. For them to win or lose a race remained a challenge but was hardly a life and death issue compared to what they had overcome. Both came away delighted and their post-race embrace was moving indeed. Devers, once stricken with the life threatening Graves' Disease, not only won her third world hurdles title but smashed her American record of 12.46 by 9/100ths for the world's quickest time for seven years. She also moved ahead of Jackie Joyner-Kersey with a women's record five World golds. But it was by no means a perfect run as she struck the final hurdle and nearly fell headlong. She managed to recover although the stumble must have added several hundredths to her time.

Alozie set an African record of 12.44 for second while breast cancer sufferer Engquist, who faced a further course of chemotherapy just a few days later, couldn't believe how fast she had run – a Swedish record of 12.47 for the bronze medal. Believing 12.60 to be her limit at that time the 1991 and 1997 champion had burst into tears after clocking 12.50 in her semi and this was a further bonus. The standard was so high that Shishigina, the pre-Seville favourite, ran 12.51 but came away empty-handed.

First round (First 4 & 8 fastest to second round) (Aug 25)

Heat 1: (0.9) 1, Ennis-London 12.82; 2, Feng 12.85; 3, Graudyn 12.94; 4, Girard 12.99; 5, Nerea Azkárate ESP 13.35; 6, Vu Bich Huong VIE 13.36; 7, Verónica de Paoli ARG 13.58

Heat 2: (-0.1) 1, Devers 12.80; 2, Ramalalanirina 12.91; 3, Atede 12.95; 4, Russell 13.10; 5, Maggi 13.14; 6, Chan Sau Ying HKG 13.54; 7, Laureta Derhemi ALB 15.20

Heat 3: (-0.3) 1, Kulawansa 12.94; 2, Rose 12.96; 3, Laukhova 12.98; 4, King 13.13; 5, Faustina 13.14; 6, Anderson 13.31; 7, Svetlana Gendziouz ISR 13.47

Heat 4: (1.1) 1, Alozie 12.67; 2, Roberts 12.88; 3, McKelvy 12.95; 4, Maddox 12.95; 5, Bolm 13.04; 6, Bosco 13.34; 7, Carine Cresto MON 15.75

Heat 5: (2.2) 1, Shishigina 12.70w; 2, Korolya 12.89; 3, Rakotzafy 13.02; 4, Allahgreen 13.11; 5, Gurbanova 13.23; 6, Trumpe 13.30; 7, Maria-Joelle Conjunjo CAF 13.89

Heat 6: (3.2) 1, Engquist 12.62w; 2, Dimitrova 12.64; 3, López 13.08; 4, Barber 13.21; 5, Kanazawa 13.25; Ursula Beti SLO DNF; Susan Smith-Walsh IRL DNS

Second round (First 4 to semi-finals) (Aug 26)

Heat 1: (-0.3) 1, Shishigina 12.75; 2, Rose 12.90; 3, Kulawansa 12.97; 4, Ramalalanirina 13.04; 5, Kerl Maddox GBR 13.21; 6, Andria King USA 13.31; 7, Nadine Faustina HAI 13.32; 8, Anita Trumpe LAT 13.43

Heat 2: (0.2) 1, Alozie 12.60; 2, Dimitrova 12.72; 3, Korolya 12.82; 4, López 12.85; 5, Katie Anderson CAN 12.96; 6, Miesha McKelvy USA 12.98; 7, Maureen Maggi BRA 13.10; 8, Gillian Russell JAM 13.12

Heat 3: (-0.6) 1, Devers 12.53; 2, Girard 12.78; 3, Ennis-London 12.80; 4, Graudyn 12.94; 5, Angela Atede NGR 12.98; 6, Diane Allahgreen GBR 12.99; 7, Zhanna Gurbanova BLR 13.31; 8, Yvonne Kanazawa JPN 13.33

Heat 4: (0.7) 1, Engquist 12.65; 2, Feng 12.85; 3, Roberts 12.94; 4, Laukhova 12.95; 5, Rosa Rakotzafy MAD 12.98; 6, Eunice Barber FRA 13.09; 7, Kirsten Bolm GER 13.11; 8, Manuela Bosco FIN 13.43

Semi-finals (First 4 to final) (Aug 27)

Heat 1: (1.9) 1, Engquist 12.50; 2, Alozie 12.61; 3, Girard 12.76; 4, Ennis-London 12.81; 5, Trecia Roberts THA 12.83; 6, Svetlana Laukhova RUS 12.86; 7, Yuliya Graudyn RUS 12.95; 8, Feng Yun CHN 12.98

Heat 2: (1.0) 1, Devers 12.70; 2, Shishigina 12.75; 3, Rose 12.79; 4, Dimitrova 12.79; 5, Aliuska Lopez CUB 12.83; 6, Irina Korotya RUS 12.86; 7, Nicole Ramalalanirina FRA 12.96; 8, Sriyani Kulawansa SRI 12.98

Edmonton 2001**Final (Aug 11) (2.0)**

1,	Anjanette Kirkland	USA	12.42	0.123
2,	Gail Devers	USA	12.54	0.136
3,	Olga Shishigina	KAZ	12.58	0.137
4,	Svetla Dimitrova	BUL	12.58	0.153
5,	Jenny Adams	USA	12.63	0.148
6,	Dionne Rose-Henley	JAM	12.79	0.131
7,	Linda Ferga	FRA	12.80	0.196
8,	Vonette Dixon	JAM	13.02	0.140

All eyes were looking to see if Devers could win a fourth title, but there was an upset in the final when another American, Kirkland, won the gold from lane 1. Devers had impressed most in the qualifying round, clocking a world-leading 12.56 in her semi. Kirkland had finished only third in the other semi in 12.80, hence the unfavoured draw in the following day's final.

In the first half of the final a third American, Adams, had the best start and she, Devers and Kirkland were placed first, second and third. Adams faded, Devers hit the eighth barrier and Shishigina came up with Dimitrova to contest the bronze. Meanwhile Kirkland ran a perfect race to complete a great double. In March she had won the world indoor title from lane 8.

First round (First 3 & 4 fastest to semi-finals) (Aug 9)

Heat 1: (-0.6) 1, Kirkland 12.69; 2, Shishigina 12.75; 3, Korotya 12.87; 4, Ramalalanirina 12.94; 5, Nadine Faustin HAI 13.15; 6, Rosa Rakotozafy MAD 13.24; 7, Yelena Krasovska UKR 13.30

Heat 2: (-0.5) 1, Devers 12.72; 2, Dimitrova 12.74; 3, Ferga 12.91; 4, Rose-Henley 12.94; 5, Laukhova 13.00; 6, Trecia Roberts THA 13.27; 7, Svetlana Gnezdiolov ISR 13.28; Maria Joelle Conjunjo CAF DNS

Heat 3: (0.3) 1, Kallur 12.74; 2, Foster 12.79; 3, Merriman 12.88; 4, Kirstin Bolm GER 13.13; 5, Maureen Maggi BRA 13.16; 6, Sriyani Kulawansa SRI 13.23; 7, Angela Whyte CAN 13.38; 8, Natalya Shekhdanovna RUS 13.84

Heat 4: (-1.1) 1, Adams 12.80; 2, Felicien 12.89; 3, Dixon 13.03; 4, Girard 13.11; 5, Irina Lensky ISR 13.20; 6, Feng Yun CHN 13.35; 7, Gergana Stoyanova BUL 13.48

Semi-finals (First 4 to final) (Aug 10)

Heat 1: (-0.8) 1, Dimitrova 12.65; 2, Adams 12.67; 3, Kirkland 12.80; 4, Dixon 12.87; 5, Perdita Felicien CAN 12.90; 6, Nicole Ramalalanirina FRA 12.91; 7, Irina Korotya RUS 13.02; 8, Patricia Girard FRA 13.17

Heat 2: (-0.3) 1, Devers 12.56; 2, Ferga 12.67; 3, Shishigina 12.75; 4, Rose-Henley 12.77; 5, Brigitte Foster JAM 12.78; 6, Susanna Kallur SWE 12.85; 7, Donica Merriman USA 17.17; Svetlana Laukhova RUS DQ (r40.1) 13.03

Paris 2003**Final (Aug 27) (-0.2)**

1,	Perdita Felicien	CAN	12.53	0.147
2,	Brigitte Foster	JAM	12.57	0.158
3,	Miesha McKelvy	USA	12.67	0.146
4,	Glory Alozie	ESP	12.75	0.160
5,	Aurelia Trywiańska	POL	12.75	0.150
6,	Jenny Adams	USA	12.77	0.161
7,	Patricia Girard	FRA	12.83	0.152
8,	Lacena Golding-Clarke	JAM	12.87	0.151
9,	Vonette Dixon	JAM	12.87	(0.172)

The big shock was that Gail Devers did not qualify for the final. She had impressed most on the Grand Prix circuit in 2003, but hit a hurdle badly in her semi-final. Despite a quick recovery, her time of 12.87 did not hold up for advancement.

Foster was a clear world number two to Devers so she was expected to win gold. It was silver thanks to the surprising Felicien, who had a good start and took control by the fourth hurdle, then withstood

Foster's closing lunge on the run-in. Hers was the first medal won by a Canadian woman at a World Championships. The 2001 champion Kirkland had given birth in May and only made a token appearance in the heats.

First round (First 3 & 9 fastest to semi-finals) (Aug 25)

Heat 1: (0.0) 1, McKelvy 12.94; 2, Kallur 12.98; 3, Neyra 13.01; 4, Shekhdanovna 13.03; 5, Dixon 13.09; 6, Haidy Aron FRA 13.35; 7, Feng Yun CHN 13.50; 8, Céline Laporte SEY 14.29

Heat 2: (-0.5) 1, Foster 12.67; 2, Girard 12.82; 3, Faustin 12.94; 4, Redoumi 13.15; 5, Yelena Krasovska UKR 13.31; 6, Rachel King GBR 13.37; 7, Anjanette Kirkland USA 13.80

Heat 3: (-0.1) 1, Adams 12.74; 2, Alozie 12.83; 3, Whyte 12.99; 4, Ateed 13.09; 5, Koroteya 13.16; 6, Zamfir 13.24; 7, Machado 13.28; 8, Juliane Sprenger GER 13.31

Heat 4: (0.1) 1, Felicien 12.70; 2, Golding-Clarke 12.86; 3, Ferga-Khodadin 12.86; 4, Laukhova 12.92; 5, Su 13.12; 6, Judith Vis NED 13.36; 7, Maria-Joelle Conjunjo CAF 13.51; 8, Derval O'Rourke IRL 13.54

Heat 5: (-0.7) 1, Devers 12.76; 2, Lenskiy 12.92; 3, Trywiańska 12.96; 4, Trecia Roberts THA 13.29; 5, Nadine Hentschke GER 13.33; 6, Yvonne Kanazawa JPN 13.54

Semi-finals (First 2 & 2 fastest to final) (Aug 26)

Heat 1: (0.4) 1, Felicien 12.88; 2, Golding-Clarke 12.83; 3, Gail Devers USA 12.87; 4, Natalya Shekhdanovna RUS 12.91; 5, Yahumara Neyra CUB 12.98; 6, Yelena Redoumi GRE 13.10; 7, Maila Paula Machado BRA 13.34; Linda Ferga-Khodadin FRA DQ (r162.7)

Heat 2: (-0.1) 1, Foster 12.65; 2, McKelvy 12.77; 3, Trywiańska 12.79; 4, Alozie 12.81; 5, Nadine Faustin HAI 13.01; 6, Angela Ateed NGR 13.18; 7, Su Yiping CHN 13.20; 8, Mariya Koroteya RUS 13.27

Heat 3: (0.0) 1, Adams 12.78; 2, Dixon & Girard 12.85; 4, Irina Lenskiy ISR 12.89; 5, Angela Whyte CAN 12.89; 6, Susanna Kallur SWE 12.94; 7, Svetlana Laukhova RUS 12.98; 8, Carmen Zamfir ROU 13.24

Helsinki 2005**Final (Aug 11) (-2.0)**

1,	Michelle Perry	USA	12.66	0.149
2,	Delloreen Ennis-London	JAM	12.76	0.138
3,	Brigitte Foster-Hylton	JAM	12.76	0.140
4,	Kirsten Bolm	GER	12.82	0.158
5,	Mariya Koroteyaeva	RUS	12.93	0.148
6,	Jenny Kallur	SWE	12.95	0.174
7,	Irina Shevchenko	RUS	12.97	0.148
	Joanna Hayes	USA	DQ (r168.7)	0.140
			(13.57)	

In a closely-matched field Perry, who had switched from the Heptathlon in 2005 to focus on the hurdles, was regarded as the one to beat. She and 2003 runner-up Foster-Hylton were fastest in the heats which were interrupted after the first race by a two-hour delay because of the torrential rain in Helsinki on the night of Tuesday, August 9. There was a total of 103mm of rain in Helsinki in World Championship week, five times the average amount for that time of the year!

The two principals were semi-finals winners, Foster-Hylton running 12.65 to beat Olympic Champion Hayes and Shevchenko (12.76 for both), while Perry won her race into a 3.3 wind in 12.86. The 1999 finalist Delloreen Ennis-London had won the first of the three semis, enabling Jamaica to maintain its record of being the only country to supply a finalist in every year from 1993 onwards. The Jamaicans held the United States athletes in the final until halfway, when Perry went clear. Hayes began to attack with three hurdles to go and was in second place when she hit the ninth, and then ran into the 10th hurdle, carrying it towards the finish line, where she fell to the track, distraught and doomed to be disqualified. Perry won by a metre, with Ennis-London just edging Foster-Hylton for silver.

First round (First 4 & 4 fastest to semi-finals) (Aug 9)

Heat 1: (-2.1) 1, Perry 12.64; 2, Dixon 12.95; 3, J. Kallur 12.96; 4, Okori 13.14; 5, Maila Paula Machado BRA 13.21; 6, Hanna Korell FIN 13.39

Heat 2: (1.2) 1, Ennis-London 12.65; 2, Alozie 12.71; 3, Koroteyaeva 12.73; 4, Powell 12.91; 5, Sarah Claxton GBR 13.17; 6, Flora Redoumi GRE 13.65; 7, Jeimy Bernardez HON 14.78; 8, Barbara Rustignoli SMR 15.51

Heat 3: (0.5) 1, Felicien 12.77; 2, Faustin-Parker 12.85; 3, Trywiańska 12.86; 4, S. Kallur 12.95; 5, Lamalle 12.93; 6, O'Rourke 13.00; 7, Trecia Roberts THA 13.93

Heat 4: (0.8) 1, Foster-Hylton 12.64; 2, Bolm 12.68; 3, Shevchenko 12.76; 4, Lopes 12.85; 5, Tejada 12.96; 6, Solene Ebulabeka CGO 14.66

Heat 5: (0.3) 1, Hayes 12.79; 2, Ferga-Khodadin 12.85; 3, Krasovska 12.86; 4, Whyte 12.88; 5, Feng 12.99; 6, Céline Laporte SEY 14.00; Natalya Rusakova RUS DNF

Semi-finals (First 2 & 2 fastest to final) (Aug 10)

Heat 1: (-0.5) 1, Ennis-London 12.79; 2, Koroteyeva 12.80; 3, J. Kallur 12.85; 4, Perdita Felicien CAN 12.94; 5, Anay Tejada CUB 12.95; 6, Ginnie Powell USA 13.02; 7, Feng Yun CHN 13.15; Linda Ferga-Khodadin FRA DNF
Heat 2: (0.5) 1, Foster-Hylton 12.65; 2, Hayes 12.76; 3, Shevchenko 12.76; 4, Yelena Krasovska UKR 12.85; 5, Priscilla Lopes CAN 12.91; 6, Reina-Flor Okori FRA 12.99; 7, Derval O'Rourke IRL 13.23; 8, Nadine Faustin-Parker HAI 13.27
Heat 3: (-3.3) 1, Perry 12.86; 2, Bolm 12.95; 3, Susanna Kallur SWE 13.05; 4, Glory Alozie ESP 13.05; 5, Vionette Dixon JAM 13.08; 6, Aurelia Trywlińska POL 13.11; 7, Angela Whyte CAN 13.52; 8, Adriana Lamalle FRA 13.60

Osaka 2007**Final (Aug 29) (-0.1)**

1,	Michelle Perry	USA	12.46	0.105
2,	Perdita Felicien	CAN	12.49	0.132
3,	Delloreen Ennis-London	JAM	12.50	0.116
4,	Susanna Kallur	SWE	12.51	0.142
5,	Ginnie Powell	USA	12.55	0.120
6,	Lolo Jones	USA	12.62	0.140
7,	Vonette Dixon	JAM	12.64	0.161
8,	Angela Whyte	CAN	12.66	0.138

Fastest in the heats was Susanna Kallur with 12.66, while four women found sub-13 clockings insufficient for advancement. The first semi saw defending champion Perry run 12.55 ahead of 2003 winner Felicien. A feature of Perry's running in Osaka was her reactions at the start, and in the final she excelled herself with a time of 0.105 seconds. Nevertheless it was Kallur who was the early leader. The Swede led until the eighth hurdle when Perry inadvertently impeded Kallur at the last by drifting into Kallur's lane. The Swedish management did not protest as there was no photographic evidence available within the allowable protest period. While Kallur had been slightly ahead at the ninth hurdle, Perry was leading as they crossed the final barrier, and Felicien and Ennis-London edged past Kallur on the run-in, with just 0.02 covering this trio. The times for fifth to eighth were the best ever in any race, and both Kallur and Dixon ran lifetime bests.

First round (First 3 & 4 fastest to semi-finals) (Aug 27)

Heat 1: (0.2) 1, Perry 12.72; 2, McLellan 12.85; 3, Lamalle 12.88; 4, O'Rourke 12.91; 5, Priscilla Lopes CAN 12.94; 6, Toyin Augustus NGR 13.10; 7, Edit Vári HUN 13.28; 8, Jeimy Bernárdez HON 14.35; 9, Maria Carrillo ESA 15.78
Heat 2: (0.2) 1, Yanit 12.78; 2, Whyte 12.81; 3, Jones 12.86; 4, Golding-Clarke 12.92; 5, Aleksandra Antonova RUS 12.95; 6, Aurelia Trywlińska POL 13.05; 7, Christina Vukićević NOR 13.07; 8, Jenny Kallur SWE 13.08
Heat 3: (-0.8) 1, Felicien 12.73; 2, Powell 12.76; 3, Dixon 12.77; 4, Redoumi 12.88; 5, Yevgeniia Snigur UKR 13.01; 6, Natalya Ivninskaya KAZ 13.12; 7, Nadine Faustin-Parker HAI 13.16; 8, Esen Kizildag TUR 13.48; 9, Sumita Rani BAN 14.89
Heat 4: (0.4) 1, Kallur 12.66; 3, Denby 12.91; 4, Tejada 12.91; 5, Eline Berings BEL 12.97; 6, Tatyana Pavlyy RUS 12.99; 7, Miriam Bobková SVK 13.04; 8, Mami Ishino JPN 13.29

Semi-finals (First 4 to final) (Aug 28)

Heat 1: (0.5) 1, Kallur 12.64; 2, Whyte 12.65; 3, Ennis-London 12.67; 4, Jones 12.68; 5, Nichole Denby USA 12.80; 6, Lacena Golding-Clarke JAM 12.85; 7, Nevin Yanit TUR 12.85; 8, Flóra Redoumi GRE 12.88
Heat 2: (-0.1) 1, Perry 12.65; 2, Felicien 12.61; 3, Dixon 12.65; 4, Powell 12.67; 5, Sally McLellan AUS 12.82; 6, Anay Tejada CUB 12.89; 7, Adrianna Lamalle FRA 12.93; 8, Derval O'Rourke IRL 12.98

Berlin 2009**Final (Aug 19) (0.2)**

1,	Brigitte Foster-Hylton	JAM	12.51	0.157
2,	Priscilla Lopes-Schliep	CAN	12.54	0.128
3,	Delloreen Ennis-London	JAM	12.55	0.142
4,	Derval O'Rourke	IRL	12.67	0.128
5,	Sally McLellan	AUS	12.70	0.139
6,	Ginnie Powell	USA	12.78	0.146
7,	Dawn Harper	USA	12.81	0.164
8,	Perdita Felicien	CAN	15.53	0.151

McLellan was off best in the final, and led until for four hurdles, then the Jamaicans edged ahead. First Ennis-London (6.50 at hurdle five), then Foster-Hylton (7.46 at the sixth). Foster-Hylton continued to lead

for the rest of the race, though Lopes-Schliep and Ennis-London ate into her advantage on the run-in. She later revealed that she had her eyes closed after the last hurdle to help focus her effort. The favourite Harper – who ran 12.48 in the semi-finals – was out of the reckoning after losing her balance when clipping the second hurdle. In contrast, O'Rourke had the race of her life, setting a national record in placing fourth.

Foster-Hylton did not believe she had won until the result flashed up on the scoreboard a minute or so after the finish. Then came hysterical celebrations with her compatriot when Ennis-London was confirmed in third place.

First round (First 4 & 4 fastest to semi-finals) (Aug 18)

Heat 1: (0.1) 1, Harper 12.70; 2, Ennis-London 12.73; 3, Billaud 13.12; 4, Tatyana Dektyareva RUS 13.51; 5, Andrea Miller NZL 13.83; 6, Jeimy Bernárdez HON 14.53; Augustus DO (r40.1) (12.99)
Heat 2: (-0.3) 1, Cherry 12.71; 2, Golding-Clarke 12.90; 3, Nytra 13.03; 4, Lenskiy 13.18; 5, Angela Whyte CAN 13.27; 6, Seun Adigun NGR 13.33; 7, Sonata Tamošaitytė LTU 13.44; 8, Yekaterina Shtepa RUS 13.50
Heat 3: (0.1) 1, McLellan 12.82; 2, O'Rourke 12.86; 3, Kondakova 12.88; 4, Škrobáková 13.04; 5, Merlano 13.19; 6, Asuka Terada JPN 13.41; 7, Michelle Perry USA 13.68; 8, Tamla Pietersen ZIM 14.50
Heat 4: (-0.3) 1, Lopes-Schliep 12.56; 2, Powell 12.77; 3, Yanit 12.92; 4, Vukićević 12.95; 5, Berings 13.04; 6, Barber 13.19; 7, Lisa Urech SUI 13.36
Heat 5: (0.1) 1, Foster-Hylton 12.67; 2, Felicien 12.77; 3, Tejada 12.82; 4, Claxton 12.86; 5, Kocielnik 13.16; 6, Sandra Gomis FRA 13.23; 7, Natalya Ivninskaya KAZ 13.41; Elisabeth Davin BEL DNF
Semi-finals (First 2 & 2 fastest to semi-finals) (Aug 19)
Heat 1: (-0.1) 1, Lopes-Schliep 12.60; 2, Ennis-London 12.64; 3, Powell 12.73; 4, Lucie Škrobáková CZE 12.92; 5, Nevin Yanit TUR 12.99; 6, Yuliya Kondakova RUS 13.00; 7, Aleesha Barber TTO 13.06; 8, Cindy Billaud FRA 13.20
Heat 2: (0.1) 1, Harper 12.67; 2, Felicien 12.54; 3, Damu Cherry USA 12.76; 4, Anay Tejada CUB 12.82; 5, Christina Vukićević NOR 13.00; 6, Brigitte Merlano COL 13.23; 7, Irina Lenskiy ISR 13.29; Toyin Augustus NGR DO (r40.1) (13.11)
Heat 3: (0.3) 1, Harper 12.48; 2, McLellan 12.66; 3, O'Rourke 12.73; 4, Lacena Golding-Clarke JAM 12.76; 5, Carolin Nytra GER 12.94; 6, Eline Berings BEL 12.94; 7, Joanna Kocielnik POL 13.21; 8, Sarah Claxton GBR 13.21

Daegu 2011**Final (Sep 3) (1.1)**

				To 1000th
1,	Sally Pearson	AUS	12.28	0.145
2,	Danielle Carruthers	USA	12.47	0.168 (12.463)
3,	Dawn Harper	USA	12.47	0.164 (12.466)
4,	Tiffany Porter	GBR	12.63	0.158
5,	Tatyana Dektyareva	RUS	12.82	0.161
6,	Nikkita Holder	CAN	12.93	0.172
7,	Phylicia George	CAN	17.97	0.126
	Kellie Wells	USA	DNF	0.171

Pearson entered the championships as favourite, with the fastest time of the season and an unbeaten record. In 2011 She was 0.20 faster than anyone else in the heats, running 12.53, then in the semi-finals, clocked 12.36, a full 0.38 ahead of Olympic Champion Dawn Harper. Porter, transplanted from the USA to Britain, set a national record of 12.56 as the second fastest semi-finalist.

A Mexican wave flowed around the stadium as the finalists were introduced, but it thankfully stopped as the women were called to their marks. Showing remarkable consistency, Pearson was already a tenth up on the field by hurdle five, drawing gasps of admiration from the crowd with her superb style. She won clearly in 12.28, the world's fastest time since 1992. The battle for silver was between the three Americans and Porter. At the sixth hurdle Wells came unstuck, and the Briton clipped the ninth, leaving Carruthers edging Harper by three thousandths. Semi-final winner George cramped up in the final.

Pearson's Daegu performance ultimately led to her being named IAAF Woman Athlete of 2011.

First round (First 4 & 4 fastest to semi-finals) (Sep 2)

Heat 1: (1.0) 1, Wells 12.73; 2, Dixon 12.82; 3, Holder 12.90; 4, Ivninskaya 12.96; 5, Yanit 13.07; 6, Sonata Tamošaitytė LTU 13.28; 7, Kierre Beckles BAR 13.44; 8, Dipna Lim Prasad SIN 14.40
Heat 2: (-0.6) 1, Pearson 12.53; 2, O'Rourke 13.07; 3, Merlano 13.23; 4, Schrott 13.25; 5, Marina Tomić SLO 13.36; 6, Lavonne Idlette DOM 13.39; 7, Jung Hye-Lim KOR 13.39

Heat 3: (-1.6) 1, Porter 12.84; 2, Flores 12.98; 3, Dektyareva 13.05; 4, Urech 13.16; 5, Marzia Caravelli ITA 13.29; 6, Cindy Billaud FRA 13.50; 7, Dede Eravati INA 13.56; 8, Jeimy Bernárdez HON 14.45

Heat 4: (0.0) 1, Carruthers 12.9; 2, George 12.84; 3, Škrobáková 12.89; 4, Foster-Hylton 12.96; 5, Roleder 13.01; 6, Adigun 13.13; 7, Anne Zagré BEL 13.47; 8, Béatrice Kamboute BUR 13.76

Heat 5: (1.3) 1, Harper 12.89; 2, Felicien 12.95; 3, Sun 13.03; -4, Gomis & Spence 13.07 (13.064); 6, Anastasiya Soprunova KAZ 13.43; 7, Poon Pak Yan HKG 14.04; Demetra Arachoviti CYP DNS

Semi-finals (First 2 & 2 fastest to final) (Sep 3)

Heat 1: (-0.1) 1, George 12.2; 2, Wells 12.79; 3, Lisa Urech SUI 12.86; 4, Lina Flores COL 12.94; 5, Vonette Dixon JAM 13.00; 6, Sun Yawei CHN 13.19; 7, Nevin Yanit TUR 13.31; 8, Sandra Gomis FRA 13.55

Heat 2: (0.3) 1, Pearson 12.36; 2, Harper 12.74; 3, Dektyareva 12.76; 4, Perdita Felicien CAN 12.88; 5, Indira Spence JAM 12.93; 6, Natalya Ivinskaya KAZ 12.96; 7, Lucie Škrobáková CZE 12.98; 8, Seun Adigun NGR 13.14

Heat 3: (0.7) 1, Porter 12.56; 2, Carruthers 12.65; 3, Holder 12.84; 4, Brigitte Foster-Hylton JAM 12.87; 5, Cindy Roleder GER 12.91; 6, Beate Schrott AUT 13.02; 7, Brigitte Merlano COL 13.21; Derval O'Rourke IRL DNS

Moscow 2013

Final (Aug 17) (-0.6)

1,	Brianna Rollins	USA	12.44	0.263
2,	Sally Pearson	AUS	12.50	0.154
3,	Tiffany Porter	GBR	12.55	0.149
4,	Dawn Harper-Nelson	USA	12.59	0.194
5,	Queen Harrison	USA	12.73	0.174
6,	Angela Whyte	CAN	12.78	0.152
7,	Cindy Billaud	FRA	12.84	0.165
8,	Yuliya Kondakova	RUS	12.86	0.206

This promised to be a fascinating duel between Pearson, the Olympic Champion recovering from a hamstring problem, and Rollins, who had won the US title in 12.26, the fastest time for 21 years. After reaction times of 0.177 in both preliminary races, Rollins got a shocker of a start in the final, reacting in only 0.263. She was only seventh over the first hurdle, as Pearson and Porter led. Rollins had moved past Harper-Nelson into third by the fourth hurdle while Pearson held a slim lead. The American Champion caught Pearson at the eighth, and finished half a metre clear. Porter was an equal distance further back in third place. Had Rollins got a reasonable start with better wind conditions, the world record would have been under threat. As it was she was able to celebrate her 22nd birthday a day early with a memorable win.

First round (First 4 & 4 fastest to semi-finals) (Aug 16) Heat 1: (-0.5) 1, Whyte 12.93; 2, Caravelli 13.07; 3, Hildebrand 13.16; 4, Ali 13.19; 5, Lucie Škrobáková CZE 13.24; 6, Wu Shujiao CHN 13.29; 7, Hitomi Shimura JPN 13.72

Heat 2: (-0.5) 1, Pearson 12.62; 2, Billaud 12.71; 3, Zagré 12.94; 4, Dektyareva 13.04; 5, Merlano 13.20; 6, Bliss 13.20; 7, Nezir 13.23; 8, Gnima Faye SEN 13.66

Heat 3: (-0.5) 1, Harrison 12.95; 2, Talai 12.99; 3, Williams 13.11; 4, Zelinka 13.15; 5, Marina Tomić SLO 13.26; 6, Hanna Plattsyina UKR 13.30; 7, Noemi Zbären SUI 13.59

Heat 4: (-0.4) 1, Porter 12.72; 2, Kondakova 12.76; 3, Harper-Nelson 12.84; 4, Okori 13.01; 5, Flores 13.16; 6, Kierre Beckles BAR 13.47; 7, Anastasiya Soprunova KAZ 13.85; 8, Salma Emam Abou El-Hassan EGY 14.38

Heat 5: (-0.1), Rollins 12.55; 2, Idlette 13.06; 3, Williams 13.09; 4, Barber 13.33; 5, Veronica Borsi ITA 13.35; 6, Isabella Pedersen NOR 13.43

Semi-finals (First 2 & 2 fastest to final) (Aug 17)

Heat 1: (-0.6) 1, Porter 12.63; 2, Whyte 12.76; 3, Nia Ali USA 12.83; 4, Lavonne Idlette DOM 12.91; 5, Andrea Bliss JAM 12.92; 6, Nadine Hildebrand GER 13.04; 7, Marzia Caravelli ITA 13.06; 8, Reina-Flor Okori FRA 13.15

Heat 2: (0.2) 1, Rollins 12.54; 2, Kondakova 12.73; 3, Billaud 12.78; 4, Shermaine Williams JAM 12.93; 5, Lina Flores COL 13.01; 6, Nooralotta Nezir FIN 13.04; 7, Jessica Zelinka CAN 13.12; Anne Zagré BEL DQ (168.7b) (13.66)

Heat 3: (-0.7) 1, Pearson 12.50; 2, Harper-Nelson 12.61; 3, Harrison 12.71; 4, Aina Talai BLR 12.82; 5, Tatyana Dektyareva RUS 12.91; 6, Danielle Williams JAM 13.13; 7, Brigitt Merlano COL 13.22; 8, Aleesha Barber TTO 13.52

100 METRES HURDLES

Multiple Medalists:

5	Gail Devers/Roberts	USA	91-2, 93-1, 95-1, 99-1, 01-2
3	Ludmila Narozhniko/Engquist	URS/SWE	91-1, 97-1, 99-3
	Brigitte Foster-Hylton	JAM	03-2, 05-3, 09-1
	Delloreen Ennis-London	JAM	05-2, 07-3, 09-3
2	Ginka Zagorcheva	BUL	83-3, 87-1
	Olga Shishigina	KAZ	95-2, 01-3
	Perdita Felicien	CAN	03-1, 07-2
	Michelle Perry	USA	05-1, 07-1
	Sally Pearson	AUS	11-1, 13-2

Women's 100 Metres Hurdles

Most Finals:

5 Gail Devers/Roberts

Most Appearances:

6	Aliuxa López	CUB	87-7s2, 91-7, 93-4, 95-6s2, 97-5h5, 99-5s2
	Devers/Roberts		91-2, 93-1, 95-1, 99-1, 01-2, 03-3s1
	Patricia Girard/Léno	FRA	93-4s2, 95-5s1, 97-dq, 99-8, 01-8s1, 03-7
	Felicien		01-5s1, 03-1, 05-4s1, 07-2, 09-8, 11-4s2
	Angela Whyte	CAN	01-7h3, 03-5s3, 05-7s3, 07-8, 09-5h2, 13-6

National Placings:

	1	2	3	4	5	6	7	8	Points
USA	7	3	3	1	3	4	1	2	128
JAM	1	2	4	-	1	3	4	2	69
GER	1	2	1	1	-	-	2	1	38
CAN	1	2	-	-	-	3	1	2	35
BUL	1	1	1	2	1	-	-	-	35
RUS	-	1	1	1	3	-	2	1	35
FRA	-	-	-	1	1	2	3	2	23
SWE	1	-	1	1	-	1	-	-	22
URS	1	-	1	1	-	1	-	-	22
AUS	1	1	-	-	1	-	-	-	19
KAZ	-	1	1	1	-	-	-	-	18
GBR	-	-	1	1	1	-	-	-	15
SUI	-	-	-	-	2	-	-	-	8
NGR	-	1	-	-	-	-	-	-	7
CUB	-	-	-	1	-	-	1	-	7
SLO	-	-	-	1	-	-	-	1	6
ESP	-	-	-	1	-	-	-	-	5
IRL	-	-	-	1	-	-	-	-	5
POL	-	-	-	-	1	-	-	-	4
Totals	14	14	14	14	14	14	14	11	501

400 Metres Hurdles

Sittard 1980

A Final (Aug 16)

1,	¹⁷¹ Bärbel Broschat	GDR	54.55
2,	¹⁶¹ Ellen Neumann	GDR	54.56
3,	¹⁸¹ Petra Pfaff	GDR	55.84
4,	¹⁵¹ Mary Appleby	IRL	56.51
5,	¹¹¹ Esther Mahr	USA	56.81
6,	¹⁴¹ Hilde Frederiksen	NOR	56.85
7,	¹³¹ Lynette Foreman	AUS	58.24
	¹²¹ Christine Warden	GBR	DQ

In the absence of the USSR, the GDR took all three medals. The title went to 1979 World Cup winner Broschat (née Klepp), who prevailed by 0.01. The 'B' final was won by Spain's Rosa Colorado, but she was later disqualified for failing a drugs test. This was the first such violation at the IAAF World Championships.

B Final (Aug 16)

1, Sichelau 58.03; 2, Pujol 58.38; 3, Buengener 58.77; 4, Dalgoutté 59.31; 5, Kaufmann 59.41; 6, Gendron 59.61; Commandeur DNS; Colorado DQ (57.51)

First round (First 3 & 4 fastest to semi-finals) (Aug 14)

Heat 1: 1, Mahr 57.51; 2, Frederiksen 57.72; 3, Pujol 58.54; 4, Commandeur 58.87;

5, Lai Lin-Jian TPE 61.01; Kirsi Ulvonen SWE DQ

Heat 2: 1, Pfaff 57.82; 2, Foreman 58.07; 3, Dalgoutté 59.63; 4, Kaufmann 59.74;

5, Buengener 59.98; 6, Dominique Le Disset FRA 61.22

Heat 3: 1, Broschat 56.13; 2, Appleby 58.54; 3, Colorado 58.79; 4, Gendron 60.40;

5, Debra Melrose USA 60.46; 6, Ruth Dubos FRA 61.12

Heat 4: 1, Neumann 56.35; 2, Warden 57.84; 3, Sichelau 58.99; 4, Kim Whitehead

USA 61.33; 5, Andrea Wachtler CAN 62.28; 6, Célestine N'Drin CIV 64.91

Semi-finals (First 4 to A final) (Aug 15)

Heat 1: 1, Broschat 55.89; 2, Pfaff 56.73; 3, Appleby 57.06; 4, Frederiksen 57.44;

5, Monserrat Pujol ESP 57.74; 6, Helle Sichelau DEN 58.44; 7, Susan Dalgoutté

GBR 59.85; 8, Francine Gendron CAN 60.14

Heat 2: 1, Neumann 55.89; 2, Mahr 56.16; 3, Warden 57.26; 4, Foreman 57.46; 5,

Rosa Colorado ESP 57.47; 6, Olga Commandeur NED 57.93; 7, Simone Buengener

FRG 59.11; 8, Esther Kaufmann SUI 59.55

Helsinki 1983

Final (Aug 10)

1,	¹⁵¹ Yekaterina Fesenko	URS	54.14
----	-----------------------------------	-----	-------

2, 13 _A	Ana Ambrazienė	URS	54.15
3, 11 _I	Ellen Fiedler	GDR	54.55
4, 17 _I	Petra Pfaff	GDR	54.64
5, 18 _I	Petra Krug	GDR	54.76
6, 12 _I	Ann-Louise Skoglund	SWE	54.80
7, 16 _I	Sue Morley	GBR	56.04
8, 14 _I	Cristieana Cojocar	ROU	56.26

For the second successive World Championships, the winning margin was just one hundredth. Ellen Fiedler (née Neumann), started very quickly in lane 1. She was three metres up at halfway and pulling away. The other two GDR finalists were well placed, but in the finishing straight the Soviet pair of Ambrazienė and Fesenko took control. Ambrazienė, the world record holder, took the lead at the 10th hurdle – only to be passed herself on the run-in by Fesenko.

After the finish, the winner – who celebrated her 25th birthday on the day of the race – predicted a time of 53 seconds for herself in the future.

First round (First 3 & 4 fastest to semi-finals) (Aug 8)

Heat 1: 1, Fesenko 56.43; 2, Skoglund 56.80; 3, Wall 57.14; 4, Brown 57.14; 5, Giuseppina Cirulli ITA 57.43; 6, Rose Tata-Muya KEN 58.09; 7, Liu Guihua CHN 59.39; 8, Felicia Candelario DOM 60.72

Heat 2: 1, Ambrazienė 56.30; 2, Morley 56.58; 3, Krug 56.87; 4, Filicková 57.09; 5, Ruth Kyialisima UGA 57.58; 6, Helle Sichlau DEN 57.90; 7, Tonja Brown USA 58.00; 8, Orrill Dwyer-Brown JAM 58.40

Heat 3: 1, El Moutawakil 56.52; 2, Pfaff 56.56; 3, Fredriksen 56.66; 4, Slythe 57.40; 5, Sandra Farmer JAM 57.97; 6, Verona Elder GBR 58.74; 7, Tuija Helander FIN 59.43; Mary Wagner FRG DNF

Heat 4: 1, Flintoff 56.47; 2, Cojocar 56.49; 3, Fiedler 56.58; 4, Barksdale 56.60; 5, Gladys Taylor GBR 58.25; 6, Andrea Page CAN 58.55; 7, Marcela Sevicková TCH 60.34

Semi-finals (First 4 to final) (Aug 9)

Heat 1: 1, Pfaff 55.77; 2, Fesenko 55.99; 3, Skoglund 56.01; 4, Morley 56.09; 5, Debbie Flintoff AUS 56.63; 6, Gwen Wall CAN 56.68; 7, Judi Brown USA 57.98; Hilde Fredriksen NOR DNS

Heat 2: 1, Ambrazienė 55.18; 2, Fiedler 55.23; 3, Krug 55.98; 4, Cojocar 56.71; 5, Sharnieffa Barksdale USA 56.81; 6, Nawal El Moutawakil MAR 57.10; 7, Anna Filicková TCH 57.64; 8, Christine Slythe CAN 58.55

Rome 1987

Final (Sep 3)

1, 13 _I	Sabine Busch	GDR	53.62
2, 18 _I	Debbie Flintoff-King	AUS	54.19
3, 14 _I	Cornelia Ulrich	GDR	54.31
4, 16 _I	Sandra Farmer	JAM	54.38
5, 15 _I	Tuija Helander-Kuusisto	FIN	54.62
6, 11 _I	Anna Ambrazienė	URS	55.68
7, 12 _I	Schowonda Williams	USA	55.86
8, 17 _I	Judi Brown King	USA	56.10

Boosted by the 400m flat win of Thomas Schönlebe from the same lane (3) 20 minutes earlier, Sabine Busch overcame her raw hurdling style to win another gold for the GDR.

It was the other GDR runner, Ulrich, who led for the first half of the race. Busch moved in front on the second bend. She made no mistakes and drew away comfortably to win with the eighth-fastest time ever. From the outside lane, Flintoff finished strongly to take the silver medal on the run-in.

First round (First 2 & 6 fastest to semi-finals) (Aug 31)

Heat 1: 1, Busch 55.51; 2, Ambrazienė 56.50; 3, Nawal El Moutawakil MAR 57.21; 4, Jenny Laurendet AUS 57.41; 5, Barbara Johnson IRL 58.72; 6, Tania Fernández CUB 58.78; 7, Mariam Zewde ETH 60.57

Heat 2: 1, Sheffield 55.93; 2, Flintoff-King 56.31; 3, Wennberg 56.91; 4, Trojer 57.09; 5, Hélène Huart FRA 57.13; 6, Maria João Lopes POR 58.86; 7, Semra Aksu TUR 59.13

Heat 3: 1, Brown King 55.35; 2, Helander-Kuusisto 55.42; 3, Usha 55.73; 4, Usifo 56.13; 5, Helga Hallorsdóttir ISL 57.82; 6, Marie Womplou CIV 58.46; 7, Gerda Haas AUT 58.65

Heat 4: 1, Khromova 55.21; 2, Williams 55.53; 3, Abt 55.83; 4, Liliana Chalaí ECU 58.39; 5, Gwen Wall CAN 58.66; 6, Maria Fialho BRA 58.93; Genowefa Blaszk POL DQ

Heat 5: 1, Ulrich 56.75; 2, Farmer 56.76; 3, Tata-Muya 57.11; 4, Cristina Pérez ESP 57.23; 5, Erika Szopori HUN 58.09; 6, Sally Fleming AUS 58.87; Fatima Podie BUR DQ

Semi-finals (First 4 to final) (Sep 1)

Heat 1: 1, Busch 54.41; 2, Farmer 54.68; 3, Helander-Kuusisto 54.76; 4, Williams 54.82; 5, Margarita Khromova URS 54.86; 6, LaTanya Sheffield USA 56.65; 7, Rose Tata-Muya KEN 57.65; Maria Usifo NGR DNS

Heat 2: 1, Ulrich 54.72; 2, Flintoff-King 55.08; 3, Ambrazienė 55.47; 4, Brown King 55.55; 5, Gudrun Abt FRG 55.59; 6, PT Usha IND 55.89; 7, Christina Wennberg SWE 56.56; 8, Irmgard Trojer ITA 57.86

Tokyo 1991

Final (Aug 29)

1, 16 _I	Tatyana Ledovskaya	URS	53.11
2, 15 _I	Sally Gunnell	GBR	53.16
3, 17 _I	Janeene Vickers	USA	53.47
4, 14 _I	Sandra Farmer-Patrick	USA	53.95
5, 18 _I	Kim Batten	USA	53.98
6, 13 _I	Anita Protti	SUI	54.25
7, 11 _I	Heike Meissner	GER	55.26
8, 12 _I	Margarita Ponomaryova	URS	55.27

At the 1988 Olympic Games, Tatyana Ledovskaya lost the gold medal by easing up prematurely at the finish. In Tokyo, the Soviet hurdler won as her rivals made mistakes in the closing stages. Like several of her teammates, Ledovskaya had raced sparingly in 1991. Instead, the favourites for Tokyo were Gunnell and Farmer-Patrick. The Briton won her semi-final from Ledovskaya, who laboured at the finish and looked overweight.

This proved an illusion, for in the final Ledovskaya (lane 6) sprinted away from Gunnell and Farmer-Patrick (lanes 5 and 4). At the fifth touchdown she had a lead of three metres, and she added to this with a dazzling turn of speed between hurdles six and eight.

The Briton made her move in the homestraight, overtaking Farmer-Patrick and gaining ominously on Ledovskaya between the last two hurdles. But Gunnell stuttered slightly and lost some momentum on clearing the final barrier. Farmer-Patrick also took the last hurdle badly and clashed arms with Gunnell when she landed awkwardly. Meanwhile, Ledovskaya had a smooth clearance and held Gunnell at bay to win with the second quickest time in history.

"It was my hardest win as an athlete," said Ledovskaya, who revealed that she had only competed in Tokyo on the insistence of her coach.

First round (First 2 & 6 fastest to semi-finals) (Aug 26)

Heat 1: 1, Vickers 54.85; 2, Ledovskaya 54.94; 3, Petchakan 54.95; 4, Johansson 55.60; 5, Ann Maenhout BEL 58.39; 6, Marie Womplou CIV 58.80; 7, Elma Muros PHI 59.90

Heat 2: 1, Protti 54.53; 2, Ponomaryova 55.87; 3, Abt 56.16; 4, Lencyus Montelier CUB 57.72; 5, Huang Yanhong CHN 58.05; 6, Omolade Akinremi NGR 58.25

Heat 3: 1, Gunnell 54.70; 2, Chuprina 56.15; 3, Busch 56.37; 4, Donald Duprey CAN 56.38; 5, Lyn Massey NZL 57.55; 6, Junko Hasegawa JPN 59.71; 7, Gretha Tromp NED 60.45 (fell)

Heat 4: 1, Trojer 55.77; 2, Batten 55.77; 3, Westén 55.79; 4, Deon Hemmings JAM 57.13; 5, Nicoleta Carutaru ROU 57.26; 6, Liliana Chalaí ECU 61.49; 7, Mirenda Francourt SEY 65.92

Heat 5: 1, Farmer-Patrick 55.81; 2, Meissner 56.00; 3, Bidouane 56.35; 4, Rosey Edeh CAN 57.32; 5, Jacqui Parker GBR 57.81; 6, Reawadee Srihota THA 58.74; 7, Mari Bjone NOR 59.00

Semi-finals (First 4 to final) (Aug 27)

Heat 1: 1, Protti 54.26; 2, Farmer-Patrick 54.44; 3, Vickers 54.63; 4, Meissner 54.77; 5, Gowry Retchakan GBR 54.88; 6, Frida Johansson SWE 55.36; 7, Anna Chuprina URS 55.81; 8, Nezha Bidouane MAR 56.62

Heat 2: 1, Gunnell 54.24; 2, Ledovskaya 54.36; 3, Batten 54.70; 4, Ponomaryova 55.22; 5, Monica Westén SWE 55.51; 6, Irmgard Trojer ITA 55.66; 7, Sabine Busch GER 55.93; 8, Gudrun Abt GER 56.17

Stuttgart 1993

Final (Aug 19)

1, 14 _I	Sally Gunnell	GBR	52.74WR
2, 16 _I	Sandra Farmer-Patrick	USA	52.79
3, 15 _I	Margarita Ponomaryova	RUS	53.48
4, 17 _I	Kim Batten	USA	53.84
5, 12 _I	Tonja Buford	USA	54.55
6, 13 _I	Deon Hemmings	JAM	54.99
7, 11 _I	Rosey Edeh	CAN	55.19
8, 18 _I	Natalya Torshina	KAZ	55.78

Some viewed the clash between Gunnell and Farmer-Patrick as the best race ever in a World Championships. The Briton was the favourite after moderate early-season form by the American, but Farmer-Patrick had since switched coaches and showed a marked improvement in Stuttgart. She clocked a season's best in the semi-finals.

Two days later, the American (lane 6) raced into a comfortable lead by 200m but Gunnell ran a strong bend and drew level by the eighth hurdle. Surprisingly, the American was able to pull away again. She gained a little ground from Gunnell at both the remaining hurdles. The race was decided on the 40m run-in. Gunnell managed to edge in front, but it was so close that several seconds passed before she realised she had won the race and broken the world record. Farmer-Patrick, who fell to the track at the finish, was also inside the old record.

First round (First 4 & 4 fastest to semi-finals) (Aug 16)

Heat 1: 1, Gunnell 55.06; 2, Rieger 56.30; 3, Johansson 56.81; 4, Carutasu 57.13; 5, Monika Warnicka POL 57.38; 6, Anabella Von Kesselstat ARG 57.82; 7, Zuzana Machotkova TCH 59.53

Heat 2: 1, Ledovskaya 55.37; 2, Meissner 55.84; 3, Parris 56.19; 4, Maenhout 56.48; 5, Lana Uys RSA 56.55; 6, Marta Moreira POR 58.06; 7, Jupira da Graça BRA 58.79

Heat 3: 1, Ponomaryova 54.68; 2, Buford 55.42; 3, Edeh 55.70; 4, Westén 56.34; 5, Parker 56.93; 6, Linda Kisabaka GER 57.02; 7, Marjut Toyli FIN 60.16; 8, Ivette Sánchez PAN 67.89

Heat 4: 1, Olga M. Nazarova 55.31; 2, Farmer-Patrick 55.70; 3, Hemmings 55.94; 4, Retchakan 56.31; 5, Silwia Pachut POL 56.92; 6, Miriam Alonso ESP 58.62; 7, Alejandra Quintanar MEX 60.04

Heat 5: 1, Batten 55.37; 2, Torshina 55.51; 3, Knoroz 55.54; 4, Kurochkina 55.69; 5, Duprey 56.80; 6, Mary Estelle Kapalu VAN 60.29; Nezha Bidouane MAR DNF; Ana Burtasenkova MDA DNS

Semi-finals (First 2 & 2 fastest to final) (Aug 17)

Heat 1: 1, Gunnell 53.95; 2, Buford 54.38; 3, Heike Meissner GER 54.64; 4, Anna Knoroz RUS 55.12; 5, Tatyana Kurochkina BLR 55.64; 6, Debbie-Ann Parris JAM 55.80; 7, Sylwia Pachut POL 56.31; 8, Nicoleta Carutasu ROU 56.61

Heat 2: 1, Ponomaryova 53.71; 2, Batten 54.20; 3, Torshina 54.53; 4, Edeh 54.53; 5, Silwia Rieger GER 54.90; 6, Monica Westén SWE 55.88; 7, Ann Maenhout BEL 56.14; 8, Jacqui Parker GBR 56.68

Heat 3: 1, Farmer-Patrick 53.88; 2, Hemmings 54.12; 3, Tatyana Ledovskaya BLR 54.60; 4, Olga M. Nazarova RUS 55.51; 5, Gowry Retchakan GBR 55.96; 6, Donalda Duprey CAN 56.16; 7, Frida Johansson SWE 56.48; 8, Lana Uys RSA 57.40

Gothenburg 1995

Final (Aug 11)

1, ¹⁵¹ Kim Batten	USA	52.61WR
2, ¹³¹ Tonja Buford	USA	52.62
3, ¹⁴¹ Deon Hemmings	JAM	53.48
4, ¹⁷¹ Heike Meissner	GER	54.86
5, ¹⁶¹ Tatyana Tereshchuk	UKR	54.94
6, ¹¹¹ Silvia Rieger	GER	55.01
7, ¹⁸¹ Ionela Tirlea	ROU	55.46
8, ¹²¹ Natalya Torshina	KAZ	56.75

Absent, for various reasons, were Sally Gunnell, Sandra Farmer-Patrick and Marie-José Pérec. It was felt that the event was of a low standard and this seemed to be confirmed by the preliminary races; a time of 56.75 was sufficient to win a place in the final. There was no indication of the tremendous race which was to unfold.

The principal contenders were the Americans Tonja Buford and Kim Batten. Batten (lane 5) went out hardest and led at 200m from Hemmings. Buford (lane 3) ran an excellent final bend and was level with her team-mate at the eighth barrier. Batten had a slight edge down the finishing straight but Buford did not fade. Batten's advantage was cut when she stuttered at the 10th hurdle. Buford – shorter of the two but with a longer stride – closed further on the run-in, but at the line it was Batten who produced the more determined dip. It won her not only the gold medal but also a world record of 52.61. For the second successive World Championship, the runner-up was also inside the previous record as Buford clocked 52.62.

"I was really scared," said Batten. "Tonja's pretty quick on her feet. I didn't know if I'd beat her."

"I felt if I could get to the eighth hurdle in the lead, I could beat Kim," said Buford. "I couldn't quite get her but I'm still excited to beat the world record."

The winner had undergone an emergency appendectomy the previous May and only just recovered in time to contest the US trials for Gothenburg.

First round (First 3 & 4 fastest to semi-finals) (Aug 8)

Heat 1: 1, Buford 55.15; 2, Tereshchuk 56.16; 3, Torshina 56.23; 4, Warnicka 56.88; 5, Olga M. Nazarova 57.64; 6, Louise Fraser GBR 57.99; 7, Ása Carlsson SWE 58.42

Heat 2: 1, Batten 55.71; 2, Tirlea 58.47; 3, Amardóttir 58.57; 4, Zhanna Sokolova TJK 63.16; Hsu Pei-chin TPE & Tatyana Kurochkina BLR DQ (r163.7); Riskey Edeh CAN DNS

Heat 3: 1, Hemmings 54.72; 2, Rieger 55.75; 3, Ledovskaya 56.03; 4, Akinremi 56.46; 5, Miriam Alonso ESP 58.36; Nezha Bidouane MAR DQ (r168.7)

Heat 4: 1, Meissner 55.95; 2, Williams 55.98; 3, van Derveen 56.32; 4, Lenskaya 57.52; 5, Debbie-Ann Parris JAM 57.83; 6, Marie Womplou CIV 58.67

Semi-finals (First 4 to final) (Aug 9)

Heat 1: 1, Buford 55.30; 2, Tereshchuk 56.09; 3, Torshina 56.52; 4, Meissner 56.75; 5, Monika Warnicka POL 56.88; 6, Olga M. Nazarova RUS 56.89; 7, Trevaia Williams USA 64.84; Karen van Derveen RSA DQ (r163.3)

Heat 2: 1, Batten 54.15; 2, Hemmings 54.33; 3, Rieger 55.69; 4, Tirlea 56.21; 5, Lade Akinremi NGR 57.07; 6, Gudrun Amardóttir ISL 57.29; 7, Irina Lenskaya UKR 57.33; Tatyana Ledovskaya BLR DQ (r168.7)

Athens 1997

Final (Aug 8)

1, ¹³¹ Nezha Bidouane	MAR	52.97
2, ¹⁴¹ Deon Hemmings	JAM	53.09
3, ¹⁵¹ Kim Batten	USA	53.52
4, ¹⁶¹ Tatyana Tereshchuk	UKR	53.81
5, ¹⁸¹ Debbie-Ann Parris	JAM	54.19
6, ¹²¹ Tonja Buford-Bailey	USA	54.77
7, ¹⁷¹ Susan Smith	IRL	55.25
8, ¹¹¹ Andrea Blackett	BAR	55.63

The form book pointed to a battle royal between defending champion and world record holder Batten and her Olympic conqueror Hemmings. They did indeed battle it out far ahead of the rest until Batten made a serious mistake at the eighth hurdle and the Jamaican appeared to have the race locked up. However, Bidouane – who had pulled off a shock win over Batten and Hemmings in Rome in June – had other ideas. Buoyed up by an African record of 53.48 in winning her semi, the Moroccan took no notice of her rivals' furious pace – touching down after the sixth hurdle in 28.44 as against Hemmings' 27.76 – and consequently found herself with plenty left for the closing stages. A distant fourth entering the finishing straight, she drew level with Batten at the last hurdle and edged past an astonished Hemmings in the final few strides for victory in 52.97.

Until this race Bidouane's international championship career had hardly set the world aflame. A semi-finalist at the 1991 Worlds and 1992 Olympics, she failed to finish her heat at the 1993 World Championships, was disqualified in her heat two years later and had to miss the Atlanta Olympics because of Achilles tendon surgery. She became the second Moroccan woman to win a major 400m hurdles title, Nawal El Moutawakel having triumphed at the 1984 Olympics.

A sad footnote: Making an encouraging comeback after injury, Gunnell (the 1993 champion in world record time) clocked her best time for three years with 54.53 in her heat only to re-injure herself warming down and being forced to withdraw from her semi-final. It was the end of a brilliant career.

First round (First 3 & 4 fastest to semi-finals) (Aug 5)

Heat 1: 1, Hemmings 54.42; 2, Gunnell 54.53; 3, Goossens 54.84; 4, Blackett 55.26; 5, Tatyana Ledovskaya BLR 56.88; 6, Rebecca Buchanan USA 57.79; 7, Hristina Panagou GRE 61.14

Heat 2: 1, Tereshchuk 55.17; 2, Buford-Bailey 55.25; 3, Knoroz 55.34; 4, Alonso 55.57; 5, Amardóttir 55.76; 6, Donalda Duprey CAN 56.73; 7, Inicia da Fonseca STP 61.39

Heat 3: 1, Batten 54.56; 2, Smith 54.61; 3, Bakhalova 55.08; 4, Haughton 55.27; 5, Judit Szekeres HUN 55.99; 6, Carla Barbarino ITA 57.05; 7, Rikke Ronholt DEN 57.26

Heat 4: 1, Bidouane 55.53; 2, Rieger 55.64; 3, Parris 55.84; 4, Irina Lenskaya UKR 56.05; 5, Natalya Torshina KAZ 56.64; 6, Ryan Tolbert USA 56.67

Semi-finals (First 4 to final) (Aug 6)

Heat 1: 1, Batten 53.67; 2, Tereshchuk 54.02; 3, Parris 54.72; 4, Smith 54.72; 5, Yekaterina Bakhalova RUS 55.02; 6, Silvia Rieger GER 55.08; 7, Karlene Haughton JAM 55.33; 8, Miriam Alonso ESP 55.49

Heat 2: 1, Bidouane 53.48; 2, Hemmings 53.82; 3, Buford-Bailey 54.48; 4, Blackett 54.74; 5, Gudrun Amardóttir ISL 54.93; 6, Anna Knoroz RUS 55.28; 7, Ester Goossens NED 56.17; Sally Gunnell GBR DNS

Seville 1999

Final (Aug 25)

1, ¹⁵¹	Daimí Pernía	CUB	52.89
2, ¹⁴¹	Nezha Bidouane	MAR	52.90
3, ¹³¹	Deon Hemmings	JAM	53.16
4, ¹⁶¹	Andrea Blackett	BAR	53.36
5, ¹¹¹	Sandra Glover	USA	53.65
6, ¹²¹	Michelle Johnson	USA	54.23
7, ¹⁷¹	Tatyana Tereshchuk	UKR	54.33
8, ¹⁸¹	Debbie-Ann Parris	JAM	56.24

Defending champion Bidouane and Olympic Champion Hemmings went into the event as co-favourites, their prospects enhanced as an injured Tirlea was a non-starter. They duly won their semi-finals but in the final both were shocked by World Student Games Champion Pernía. The 22 year-old Cuban had made enormous progress already that year, from 55.51 to 53.44, but again was a revelation. Drawn in lane 5 with Bidouane (4) and Hemmings (3) inside her, she led into the finishing straight. She was still ahead when she clattered the last hurdle, seemingly destroying her chances of an upset victory. Bidouane seized the initiative, but Pernía not only miraculously kept her feet but managed to recover to pip Bidouane on the line.

It was so close that Bidouane, who set an African record of 52.90, wrapped herself in the Moroccan flag and began a lap of honour, only to fall to the track in horror when she heard the result. Pernía's 52.89, a Cuban record, ranked her sixth fastest of all-time while London-born Blackett set a Barbadian record of 53.36 in fourth place.

First round (First 3 & 4 fastest to semi-finals) (Aug 22)

Heat 1: 1, Blackett 54.74; 2, Pernía 54.88; 3, Szekeres 55.04; 4, Diouf 55.30; 5, Ann Mercken BEL 55.84; 6, Natasha Danvers GBR 56.22; 7, Delfina Joaquim ANG 59.34

Heat 2: 1, Bidouane 54.64; 2, Tereshchuk 55.35; 3, Dudgeon 55.38; 4, Joanna Hayes USA 55.38; 5, Gudrún Arnardóttir ISL 55.45; 6, Frida Svensson SWE 55.59; 7, Olga Dor ISR 57.23

Heat 3: 1, Glover 54.47; 2, Tereshchuk 54.61; 3, Bakhalova 54.65; 4, Urbansky 54.67; 5, Niederstätter 55.10; 6, Mary-Estelle Kapalu VAN 61.86; Karlene Haughton CAN DQ (r163.3)

Heat 4: 1, Hemmings 54.27; 2, Johnson 54.79; 3, Torshina 54.95; 4, Smith-Walsh 55.06; 5, Kerri Maddox GBR 55.33; 6, Petra Söderström FIN 56.93; 7, Ieva Zunda LAT 57.90

Semi-finals (First 4 to final) (Aug 23)

Heat 1: 1, Hemmings 54.00; 2, Blackett 54.18; 3, Tereshchuk 54.55; 4, Johnson 54.67; 5, Tacko Diouf SEN 55.17; 6, Sinead Dudgeon GBR 55.69; 7, Yekaterina Bakhalova RUS 55.76; 8, Ulrike Urbansky GER 55.81

Heat 2: 1, Bidouane 53.95; 2, Parris 53.96; 3, Glover 54.17; 4, Parris 54.81; 5, Judith Szekeres HUN 54.86; 6, Susan Smith-Walsh IRL 55.20; 7, Natalya Torshina KAZ 55.26; 8, Monica Niederstätter ITA 55.57

Semi-finals (First 4 to final) (Aug 6)

Heat 1: 1, Pernía 53.81; 2, Bidouane 53.85; 3, Parris 53.88; 4, Glover 55.04; 5, Malgorzata Pskit POL 55.28; 6, Karlene Haughton CAN 55.88; 7, Monika Niederstätter ITA 56.37; 8, Natalya Torshina KAZ 56.45

Heat 2: 1, Nosova 54.03; 2, Bulford-Bailey 54.15; 3, Hemmings 54.47; 4, Tirlea 54.92; 5, Anna Olichwierczuk POL 55.64; 6, Brenda Taylor USA 56.52; 7, Yvonne Harrison PUR 56.70; 8, Sinead Dudgeon GBR 56.92

Paris 2003

Final (Aug 28)

1, ¹⁴¹	Jana Pittman	AUS	53.22
2, ¹⁶¹	Sandra Glover	USA	53.65
3, ¹⁵¹	Yuliya Pechonkina	RUS	53.71
4, ¹³¹	Ionela Tirlea	ROU	54.41
5, ¹²¹	Tatyana Tereshchuk-Antipova	UKR	54.61
6, ¹⁷¹	Andrea Blackett	BAR	54.79
7, ¹¹¹	Heike Meissner	GER	55.60
8, ¹⁸¹	Surita Febbraio	RSA	55.90

Three weeks before the final Pechonkina (née Nosova) had surprisingly cut the world record to 52.34. In the preliminaries, she went off hard, then eased to fast clockings of 54.01 and 53.57. In the final the Russian raced off again in lane 5, making up the stagger on Glover (lane 6) by the fourth hurdle. The other protagonist, Pittman, was drawn inside Pechonkina.

The Russian continued to look set for a sub-53 clocking until faltering at the eighth hurdle. She was 5m ahead at the ninth but slowing. Pittman and the smooth-striding Glover were closing the gap. The young Australian caught the Russian with 30m to go then Glover also nipped ahead of Pechonkina, who revealed "at the ninth I felt some pressure on my hip muscles and decided not to sprint flat out to avoid injury."

First round (First 3 & 4 fastest to Semi-finals) (Aug 24)

Heat 1: 1, Pechonkina 54.01; 2, Tereshchuk-Antipova 55.28; 3, Hayes 56.10; 4, Androula Sialou CYP 56.11; 5, Rebecca Wardell NZL 56.51; 6, Monika Niederstätter ITA 56.62; 7, Salhate Djamaïdine COM 58.91

Heat 2: 1, Febbraio 55.41; 2, Meissner 55.80; 3, Torshina 55.86; 4, Danvers 56.02; 5, Blackett 56.05; 6, Tacko Diouf SEN 56.22; 7, Jessica Miller URU 61.03; 8, Dïala El-Chab LIB 62.90

Heat 3: 1, Pittman 54.80; 2, McIntosh 55.53; 3, Kampf 55.79; 4, Anna Jesień POL 56.07; 5, Ieva Zunda LAT 56.87; 6, Velveth Moreno PAN 63.55; Yvonne Harrison PUR DNF

Heat 4: 1, Glover 54.48; 2, Tirlea 54.98; 3, Pskit 55.18; 4, Beckford 55.75; 5, Olivero 55.95; 6, Makiko Yoshida JPN 57.08; 7, Aïssata Soulaama BUR 61.86

Semi-finals (First 4 to final) (Aug 24)

Heat 1: 1, Pittman 53.77; 2, Glover 53.90; 3, Tereshchuk-Antipova 54.26; 4, Meissner 55.00; 5, Natalya Torshina KAZ 55.24; 6, Joanna Hayes USA 55.35; 7, Natasha Danvers GBR 55.48; 8, Cora Olivero ESP 55.82

Heat 2: 1, Pechonkina 53.57; 2, Tirlea 54.84; 3, Febbraio 55.18; 4, Blackett 55.33; 5, Stephanie Kampf GER 55.35; 6, Allison Beckford JAM 55.76; 7, Malgorzata Pskit POL 56.21; Raasin McIntosh USA DNF

Helsinki 2005

Final (Aug 13)

1, ¹⁴¹	Yuliya Pechonkina	RUS	52.90
2, ¹⁸¹	Lashinda Demus	USA	53.27
3, ¹³¹	Sandra Glover	USA	53.32
4, ¹⁵¹	Anna Jesień	POL	54.17
5, ¹⁶¹	Huang Xiaoxiao	CHN	54.57
6, ¹²¹	Andrea Blackett	BAR	55.06
7, ¹⁷¹	Tatyana Tereshchuk-Antipova	UKR	55.09
8, ¹¹¹	Malgorzata Pskit	POL	55.58

In previous championships Pechonkina had often under-performed when it came to finals. In Helsinki she was much the quickest in the heats before running the fastest time of the semis with 53.86, beating Demus handily.

There was drama at the start of the final when twice Pechonkina was warned that her foot was illegally placed in her blocks at the "set" stage. Out in lane eight, Demus led for the first half of the race, and then Pechonkina's power began to tell, and she won by 3m from Demus, who had to close strongly to take the silver from 36 year-old

Edmonton 2001

Final (Aug 8)

1, ¹⁴¹	Nezha Bidouane	MAR	53.34
2, ¹⁵¹	Yuliya Nosova	RUS	54.27
3, ¹³¹	Daimí Pernía	CUB	54.51
4, ¹⁶¹	Tonja Buford-Bailey	USA	54.55
5, ¹¹¹	Debbie-Ann Parris	JAM	54.68
6, ¹⁷¹	Ionela Tirlea	ROU	55.36
7, ¹⁸¹	Deon Hemmings	JAM	55.83
8, ¹²¹	Sandra Glover	USA	57.42

Bidouane regained her title with ease. She waited as first Pernía then Nosova led before storming away after the eighth barrier. Her winning margin of 0.93 was the widest ever in this event, and her winning time was a world-leading 53.34.

First round (First 3 & 4 fastest to semi-finals) (Aug 5)

Heat 1: 1, Bidouane 54.55; 2, Parris 54.81; 3, Pskit 55.45; 4, Harrison 55.63; 5, Torshina 55.69; 6, Haughton 55.94

Heat 2: 1, Nosova 54.43; 2, Buford-Bailey 54.99; 3, Tirlea 55.41; 4, Olichwierczuk 55.98; 5, Tacko Diouf SEN 56.44; 6, Sylviane Morandais FRA 56.85; 7, Kerri Maddox GBR 57.55

Heat 3: 1, Glover 55.38; 2, Pernía 55.40; 3, Niederstätter 55.83; 4, Natasha Danvers GBR 56.36; 5, Surita Febbraio RSA 56.80; 6, Melanie Walker JAM 57.10

Heat 4: 1, Hemmings 55.39; 2, Dudgeon 56.07; 3, Taylor 56.28; 4, Heike Meissner GER 56.79; 5, Andrea Blackett BAR 57.10; 6, Norasheela Khalid MAS 59.12

Sandra Glover. A United States protest that Pechonkina's lead leg had gone round the first hurdle was rejected.

First round (First 4 & 4 fastest to semi-finals) (Aug 10)

Heat 1: 1, Pechonkina 53.77; 2, Pskit 55.72; 3, Hantzi-Neag 56.15; 4, Blackett 56.32; 5, Marx 56.60; 6, Sanders 56.83; 7, Norasheela Mohd Khalid MAS 57.58

Heat 2: 1, Jesień 55.79; 2, Ceccarelli 56.00; 3, Gundert 56.53; 4, Dorch 56.54; 5, Stoddart 56.55; 6, Jessica Aguilera NCA 64.43; Wang Xing CHN DQ (r168.7)

Heat 3: 1, Glover 55.31; 2, Febbraio 55.89; 3, Chrust-Rozej 56.35; 4, Hejnová 56.86; 5, Olivero 56.96; 6, Natalya Alimzhanova KAZ 58.26; 7, Salhate Djimalidine COM 60.33

Heat 4: 1, Demus 56.63; 2, de Jong 56.95; 3, Gulumyan 57.21; 4, Parris 58.27; 5, Josanne Lucas TTO 58.99; 6, Aïssata Soulama BUR 59.28; 7, Ilona Ranta FIN 59.42

Heat 5: 1, Tereshchuk-Antipova 56.16; 2, Huang 56.56; 3, Niederstätter 57.18; 4, Smith 58.33; 5, Vanya Stambolova BUL 58.99

Semi-finals (First 2 & 2 fastest to final) (Aug 11)

Heat 1: 1, Jesień 54.34; 2, Huang 54.34; 3, Blackett 54.79; 4, Tereshchuk-Antipova 55.13; 5, Claudia Marx GER 55.64; 6, Marjolein de Jong NED 55.92; 7, Shauna Smith USA 55.97; 8, Monika Niederstätter ITA 56.14

Heat 2: 1, Glover 54.16; 2, Pskit 55.20; 3, Benedetta Ceccarelli ITA 55.41; 4, Tawa Dorch CAN 55.58; 5, Oksana Gulumyan RUS 56.12; 6, Shevon Stoddart JAM 56.49; 7, Hristina Hantzi-Neag GRE 57.11; Nicola Sanders GBR DQ (r168.7) (56.25)

Heat 3: 1, Pechonkina 53.86; 2, Demus 55.00; 3, Surita Febbraio RSA 55.74; 4, Debbie-Ann Parris JAM 55.96; 5, Cora Olivero ESP 56.47; 6, Marta Chrust-Rozej POL 56.80; 7, Zuzana Hejnová CZE 57.29; Louise Gundert SWE DQ (r168.7)

Osaka 2007

Final (Aug 30)

1, ¹⁵¹ Jana Rawlinson	AUS	53.31
2, ¹⁶¹ Yuliya Pechonkina	RUS	53.50
3, ¹⁷¹ Anna Jesień	POL	53.92
4, ¹⁴¹ Nickiesha Wilson	JAM	54.10
5, ¹⁸¹ Huang Xiaoxiao	CHN	54.15
6, ¹³¹ Yevgeniya Isakova	RUS	54.50
7, ¹⁹¹ Tiffany Williams	USA	54.63
8, ²¹ Tasha Danvers-Smith	GBR	54.94

The world list was headed by Williams (53.28) and Johnson (53.29), but neither athlete had run quicker than 54.40 since June, while the enigmatic Pechonkina had won the Russian title at the end of July in 53.61. Also rounding into form was Rawlinson (née Pittman), the 2003 winner, who had won in Monaco on July 25 with 53.46.

Williams had been the fastest in the heats, Rawlinson, Pechonkina and Jesień were the semi-final winners. Williams, in the outside lane, started fastest in the final, but soon faded, and the gold was fought out between Rawlinson and Pechonkina. The Australian was ahead of the Russian from the second hurdle on, and it was only at the last barrier that Pechonkina was able to close within 0.20 of Rawlinson. Showing great ability to run her best when it mattered, Rawlinson's time was the second best of her life, the best coming when she won the 2003 title, and in doing so she tied Nezha Bidouane as the only athlete to win two 400 hurdles women's titles, but still no-one has defended this title (or the women's marathon) successfully.

First round (First 4 & 4 fastest to second round) (Aug 27)

Heat 1: 1, Pechonkina 54.50; 2, Wilson 55.15; 3, Danvers-Smith 55.67; 4, Leach 55.95; 5, Hantzi-Neag 56.37; 6, Satomi Kubokura JPN 57.01; 7, Ilona Ranta FIN 57.64; 8, Nadia Nazir PAK 64.76

Heat 2: 1, Williams 54.24; 2, Jesień 55.01; 3, Azarova 55.93; 4, Kirilova 56.77; 5, Aïssata Soulama BUR 57.06; 6, Anastasiya Rabchenyuk UKR 57.31; 7, Özge Gürler TUR 57.40

Heat 3: 1, Tereshchuk-Antipova 54.74; 2, Walker 55.40; 3, Halki 55.66; 4, Hejnová 55.87; 5, Bikert 56.23; 6, Elodie Ouédraogo BEL 56.44; 7, Ulriku Urbansky GER 56.76; 8, Michelle Carey IRL 57.10

Heat 4: 1, Rawlinson 54.77; 2, Ivanova 55.52; 3, Adam 55.80; 4, Tirlea 55.90; 5, Spencer 55.93; 6, Mårtensson 56.19; 7, Joke Odumoso NGR 59.05

Heat 5: 1, Huang 55.64; 2, Isakova 56.02; 3, Johnson 56.30; 4, Kron 57.28; 5, Andrea Blackett BAR 57.70; 6, Lamia El Habz BAR 57.81; 7, Lucimar Teodoro BRA 58.32

Semi-finals (First 2 & 2 fastest to final) (Aug 28)

Heat 1: 1, Rawlinson 53.57; 2, Danvers-Smith 54.08; 3, Isakova 54.11; 4, Tatyana Tereshchuk-Antipova UKR 54.38; 5, Sheena Johnson USA 54.55; 6, Zuzana Hejnová CZE 55.04; 7, Erica Mårtensson SWE 56.46; 8, Kaliese Spencer JAM 56.69

Heat 2: 1, Pechonkina 53.82; 2, Huang 54.00; 3, Melaine Walker JAM 54.54; 4, Tatyana Azarova KAZ 55.74; 5, Christina Kron GER 56.05; 6, Nicole Leach USA 56.10; 7, Fani Halki GRE 56.58; 8, Yekaterina Bikert RUS 60.07

Heat 3: 1, Jesień 53.86; 2, Wilson 53.97; 3, Williams 54.15; 4, Natalya Ivanova

RUS 54.88; 5, Ionela Tirlea ROU 55.41; 6, Mona Jabir Ahmed SUD 55.65; 7, Tsvetelina Kirilova BUL 56.03; 8, Hristina Hantzi-Neag GRE 56.35

Berlin 2009

Final (Aug 20)

1, ¹⁴¹ Melaine Walker	JAM	52.42
2, ¹⁵¹ Lashinda Demus	USA	52.96
3, ¹³¹ Josanne Lucas	TTO	53.20
4, ¹⁶¹ Kaliese Spencer	JAM	53.56
5, ¹²¹ Tiffany Williams	USA	53.83
6, ¹⁷¹ Natalya Antyukh	RUS	54.11
7, ¹⁸¹ Anastasiya Rabchenyuk	UKR	54.78
8, ¹¹¹ Angela Moroşanu	ROU	55.04

Demus established herself as favourite with her 52.63 in Monaco at the end of July. She led from the gun, and was a metre ahead of Walker at the third hurdle. Walker edged ahead at the fifth barrier, but Demus regained the lead and by the eighth as was more than a metre ahead (36.65 to 36.81). The two were level approaching the ninth but then Demus stuttered. As the American lost momentum, the Jamaican gained over half a second by the 10th hurdle, and then was appreciably stronger on the run-in. Walker's reward was the second-fastest time ever, missing the world record by just 0.08. Demus held off the vastly-improved Lucas, who smashed her Trinidadian record. Others setting personal bests were Spencer and Antyukh.

On her victory lap, Walker was given a piggy-back by the ubiquitous Berlin mascot Berlino who then ran straight into a hurdles cart and dropped the new champion heavily on her backside. Happily there was no harm done and she smiles continued, though at the medallist's press conference Walker twice said "I'm not a big lover of my event."

First round (First 4 & 4 fastest to semi-finals) (Aug 17)

Heat 1: 1, Spencer 55.12; 2, Lucas 55.23; 3, Huang 55.52; 4, Stambolova 56.01; 5, Satomi Kubokura JPN 56.91; 6, Tatyana Azarova KAZ 57.90; 7, Hanna Titmets UKR 58.22; 8, Deborah Rodriguez URU 59.21

Heat 2: 1, Wilson 55.37; 2, Jesień 55.57; 3, Child 55.96; 4, Tosta 56.00; 5, Zunda 56.05; 6, Aurore Kassamba FRA 57.25; 7, Sayaka Aoki JPN 63.56; Tsvetelina Kirilova BUL DQ (r168.7)

Heat 3: 1, Walker 55.17; 2, Antyukh 55.40; 3, Shakes-Drayton 56.49; 4, Petersen 56.51; 5, Michelle Carey IRL 56.91; 6, Kou Luogon BHR 57.70; 7, Laia Forcadell ESP 58.57; 8, Merjen Ishangulyeva TKM 60.75

Heat 4: 1, Moroşanu 54.70; 2, Williams 55.25; 3, Hejnová 55.68; 4, Churakova 56.13; 5, Ouédraogo 56.60; 6, Yolanda Osana DOM 59.18; 7, Aïssata Soulama BUR 59.20; Amaka Ogeobune NGR DQ (r40.8) (55.80)

Heat 5: 1, Demus 54.65; 2, Rabchenyuk 55.83; 3, Ivanova 56.11; 4, Odumoso 56.62; 5, Tilgner 56.78; 6, Carole Kaboud Metam CMR 58.10

Semi-finals (First 2 & 2 fastest to final) (Aug 18)

Heat 1: 1, Walker 53.26; 2, Lucas 53.98; 3, Moroşanu 54.15; 4, Huang Xiaoxiao CHN 55.40; 5, Natalya Ivanova RUS 56.08; 6, Sheena Tosta USA 56.31; 7, Joke Odumoso NGR 56.80; 8, Elodie Ouédraogo BEL 57.58

Heat 2: 1, Spencer 54.37; 2, Rabchenyuk 54.49; 3, Williams 54.79; 4, Anna Jesień POL 54.82; 5, Yelena Churakova RUS 56.11; 6, Ieva Zunda LAT 56.66; 7, Perri Shakes-Drayton GBR 57.57; Amaka Ogeobune NGR DQ (r168.7) (r40.8)

Heat 3: 1, Demus 54.25; 2, Antyukh 54.86; 3, Nickiesha Wilson JAM 54.89; 4, Zuzana Hejnová CZE 54.99; 5, Vania Stambolova BUL 56.12; 6, Eilidh Clark GBR 56.21; 7, Sara Petersen DEN 56.99; 8, Jonna Tilgner GER 57.11

Daegu 2011

Final (Sep 1)

1, ¹³¹ Lashinda Demus	USA	52.47
2, ¹⁸¹ Melaine Walker	JAM	52.73
3, ¹⁵¹ Natalya Antyukh	RUS	53.85
4, ¹²¹ Kaliese Spencer	JAM	54.01
5, ¹¹¹ Anastasiya Rabchenyuk	UKR	54.18
6, ¹⁶¹ Vania Stambolova	BUL	54.23
7, ¹⁴¹ Zuzana Hejnová	CZE	54.23
8, ¹⁷¹ Yelena Churakova	RUS	55.17

Spencer clocked a world-leading 52.79 four weeks before Daegu but she suffered an injury to her quad and groin and only made the final as a fastest loser and ended up with a poor lane draw given her condition. In the final, Demus and Spencer were out best and they were quickly

joined in the lead by Walker. By the eighth barrier, Demus had a slight advantage over Walker, with Spencer in third but fading. Demus was a metre ahead at the last hurdle where Walker checked her stride. The American went a further metre ahead on the run-in. Antyukh caught Spencer in the last 10m to take bronze and leave the Jamaican in fourth place for the second successive championships. For Demus, it was a career peak: a US national record and the number three performance of all-time.

First round (First 4 & 4 fastest to semi-finals) (Aug 29)

Heat 1: 1, Spencer 54.93; 2, Rabchenyuk 55.08; 3, Harrison 55.11; 4, Boden 55.78; 5, Barosa 56.31; 6, Christine Merrill SRI 57.05; 7, Miel Blessing Ayedou BEN 58.80

Heat 2: 1, Hejnová 55.12; 2, Churakova 55.39; =3, Ouedraogo & Titimets 55.40; 5, Petersen 56.32; 6, Horvat 56.60; 7, Hanitrasoa Olga Razanamalala MAD 57.25

Heat 3: 1, Demus 54.93; 2, Shakes-Drayton 55.90; 3, Yaroshchuk 55.99; 4, Wilson 56.08; 5, Jalima de Lima BRA 57.21; 6, Birsén Engin TUR 57.22; 7, Sharolyñ Scott CRC 58.78; 8, Fatima Suleiman Al-Dahman YEM 71.49

Heat 4: 1, Stambolova 55.29; 2, Tracey 55.96; 3, Child 56.18; 4, Odumoso 56.23; 5, Nagihan Karadere TUR 56.76; 6, Stine Tomb NOR 57.51; 7, Déborah Rodríguez URU 59.52; 8, Jessica Aguilera NCA 62.78

Heat 5: 1, Walker 54.86; 2, Antyukh 54.88; 3, Theron 56.13; 4, Chaney 56.28; 5, Kubokura 56.66; 6, Manuela Gentili ITA 56.71; 7, Amaliya Sharoyan ARM 58.54; 8, Shon Kyung-Mi KOR 60.21

Semi-finals (First 2 & 2 fastest to final) (Aug 30)

Heat 1: 1, Stambolova 54.72; 2, Churakova 55.02 (55.013); 3, Spencer 55.02 (55.016); 4, Hanna Yaroshchuk UKR 55.09; 5, Elodie Quédrago BEL 55.29; 6, Eilidh Child GBR 55.89; 7, Jasmine Child USA 55.97; 8, Nikolina Horvat CRO 57.02

Heat 2: 1, Antyukh 54.51; 2, Walker 54.97; 3, Rabchenyuk 55.06; 4, Queen Harrison USA 55.44; 5, Joke Odumoso NGR 56.41; 6, Nickiesha Wilson JAM 56.58; 7, Satomi Kubokura JPN 56.87; 8, Wenda Theron RSA 57.06

Heat 3: 1, Demus 53.82; 2, Hejnová 54.76; 3, Perri Shakes-Drayton GBR 55.07; 4, Ristananna Tracey JAM 55.55; 5, Hanna Titimets UKR 55.82; 6, Sara Petersen DEN 56.49; 7, Lauren Boden AUS 56.68; 8, Vera Barbosa POR 57.70

Moscow 2013

Final (Aug 15)

1, ¹³¹ Zuzana Hejnová	CZE	52.83
2, ¹⁶¹ Dalilah Muhammad	USA	54.09
3, ¹⁴¹ Lashinda Demus	USA	54.27
4, ¹⁷¹ Hanna Titimets	UKR	54.72
5, ¹⁸¹ Eilidh Child	GBR	54.86
6, ¹³¹ Hanna Yaroshchuk	UKR	55.01
7, ¹⁵¹ Perri Shakes-Drayton	GBR	56.25
8, ¹²¹ Nickiesha Wilson	JAM	57.34

Hejnová was hot favourite to win, with eight unbeaten races in 2013, capped by a world leading 53.07 in London three weeks before Moscow. The final was a parade for the Czech woman after her nearest rival, Shakes-Drayton, tore a knee cartilage and posterior cruciate ligament in the opening stages. The valiant Briton carried on and held fourth place for much of the race before finishing seventh in agony. Meanwhile Hejnová won by 1.26 seconds from Muhammad, who passed her training partner and defending champion Demus on the run-in. In an event which had been won by less than 0.20 in eight of the previous 14 championships, this was a staggering margin of victory.

Spencer, a potential medalist, was disqualified for a trailing leg infringement after winning her heat in 54.10.

First round (First 3 & 4 fastest to semi-finals) (Aug 12)

Heat 1: 1, Rosolová 55.44; 2, Beesley 55.45; 3, Stambolova 55.91; 4, Satomi Kubokura JPN 56.33; 5, Axelle Dauwens BEL 56.85; 6, Hayat Lambarki MAR 58.00; 7, Georgianne Moline USA 59.05; Kalese Spencer JAM DQ (r168.7a) (54.10)

Heat 2: 1, Hejnová 55.25; 2, Titimets 55.50; 3, Wilson 55.75; 4, Spence 55.96; 5, Anastasiya Ott RUS 56.39; 6, Annerie Ebersohn RSA 57.90; 7, Amaliya Sharoyan ARM 57.97; Joke Odumoso NGR DQ (r162.7h)

Heat 3: 1, Shakes-Drayton 54.42; 2, Demus 54.94; 3, Antyukh 55.29; 4, Boden 55.37; 5, Tracey 55.94; 6, Phara Anacharis FRA 56.73; 7, Sparkle McKnight TTO 58.85; Christine Merrill SRI DQ (r168.7a)

Heat 4: 1, Muhammad 54.90; 2, Child 55.17; 3, Davydova 55.45; 4, Yaroshchuk 55.73; 5, Jennifer Rookwell ITA 56.53; 6, Danielle Dowie JAM 57.03; 7, Ugonna Ndu NGR 57.27; 8, Noelle Montcalm CAN 57.50

Semi-finals (First 3 & 2 fastest to final) (Aug 13)

Heat 1: 1, Hejnová 53.52; 2, Muhammad 54.08; 3, Child 54.32; 4, Yaroshchuk 54.92; 5, Wilson 54.94; 6, Meghan Beesley GBR 54.97; 7, Irina Davydova RUS 55.05; 8, Christine Spence USA 58.35

Heat 2: 1, Shakes-Drayton 53.92; 2, Demus 54.22; 3, Titimets 54.63; 4, Denisa Rosolová CZE 55.14; 5, Ristananna Tracey JAM 55.43; 6, Natalya Antyukh RUS 55.55; 7, Lauren Boden AUS 55.75; 8, Vania Stambolova BUL 56.58

400 METRES HURDLES

Multiple Medalists:

4	Yuliya Nosova/Pechnonkina	RUS	01-2, 03-3, 05-1, 07-2
	Lashinda Demus	USA	05-2, 09-2, 11-1, 13-3
3	Deon Hemmings	JAM	95-3, 97-2, 99-3
	Nezha Bidouane	MAR	97-1, 99-2, 01-1
2	Elien Neumann/Fiedler	GDR	80-2, 83-3
	Sally Gunnell	GBR	91-2, 93-1
	Kim Batten	USA	95-1, 97-3
	Daimi Pernia	CUB	99-1, 01-3
	Sandra Glover	USA	03-2, 05-3
	Jana Pittman/Rawlinson	AUS	03-1, 07-1
	Melaine Walker	JAM	09-1, 11-2

Most Finals:

5	Hemmings	UKR	93-6, 95-3, 97-2, 99-3, 01-7
	Tatyana Tereshchuk/Antipova	UKR	95-5, 97-4, 99-7, 03-5, 05-7

Most Appearances:

7	Torshina/Almzhanova	KAZ	93-8, 95-8, 97-5H4, 99-7S2, 01-8S1, 03-5S1, 05-6H3
---	---------------------	-----	--

National Placings:

	1	2	3	4	5	6	7	8	Points
USA	2	6	4	3	5	2	2	2	129
JAM	1	2	4	2	1	1	2	69	
GER	2	1	4	2	1	1	2	68	
RUS	1	2	3	-	-	2	-	1	47
UKR	-	-	-	2	3	1	3	-	31
GBR	1	1	-	1	1	1	2	1	29
URS	2	1	-	-	-	1	-	1	27
AUS	2	1	-	-	-	-	1	-	25
MAR	2	1	-	-	-	-	-	-	23
CUB	1	-	1	-	-	-	-	-	14
POL	-	-	1	1	-	-	-	1	12
BAR	-	-	-	1	-	2	-	1	12
ROU	-	-	-	1	-	1	1	2	12
CZE	1	-	-	-	-	-	1	-	10
DEN	1	-	-	-	-	-	-	-	8
CHN	-	-	-	-	2	-	-	-	8
ESP	-	1	-	-	-	-	-	-	7
IRL	-	-	-	1	-	-	1	-	7
SUI	-	-	-	-	1	1	-	-	7
TTO	-	-	1	-	-	-	-	-	6
CAN	-	-	-	-	1	1	1	-	5
FIN	-	-	-	-	1	-	-	-	4
BUL	-	-	-	-	-	1	-	-	3
NOR	-	-	-	-	1	1	-	-	3
SWE	-	-	-	-	-	1	-	-	3
KAZ	-	-	-	-	-	-	2	2	2
RSA	-	-	-	-	-	-	1	1	1
Totals	16	16	16	16	16	16	15	14	572

High Jump

Helsinki 1983

Final (Aug 9)

1,	Tamara Bykova	URS	2.01
2,	Ulrike Meyfarth	FRG	1.99
3,	Louise Ritter	USA	1.95
4,	Colleen Sommer	USA	1.95
5,	Kerstin Brandt	GDR	1.92
6,	Debbie Brill	CAN	1.88
7,	Susanne Helm	GDR	1.88
8,	Olga Juha	HUN	1.88

9, Vanessa Browne AUS 1.88; =10, Andrea Bienias GDR & Silvia Costa CUB 1.84; =12, Maryse Ewanjé-Epée FRA, Katalin Sterk HUN & Minna Vehmästö FIN 1.84; 15, Chris Soetewey BEL 1.84; 16, Yang Wenqin CHN 1.84; 17, Larisa Kositsyna URS 1.80; 18, Zheng Dazhen CHN 1.80

Series	1.75	1.80	1.84	1.88	1.92	1.95	1.97	1.99
	<u>2.01</u>	<u>2.03</u>						
Bykova	-	o	o	o	o	o	o	xo
	o	xxx						
Meyfarth	-	o	o	o	o	xo	xo	o
	x	xx						
Ritter	-	o	o	o	xo	xo	xxx	

Series	<u>1.75</u>	<u>1.80</u>	<u>1.84</u>	<u>1.88</u>	<u>1.92</u>	<u>1.95</u>	<u>1.97</u>
Sommer	-	o	o	o	XO	XXO	XXX
Brandt	-	o	XO	XXO	XO	XXX	
Brill	-	o	o	o	XXX		
Helm	-	o	o	XO	XXX		
Juha	o	o	XO	XO	XXX		

Bykova and Meyfarth staged a compelling battle for the gold medal. The former (half Russian, half Greek) had a perfect record of first-time clearances at every height up to and including 1.97. Meyfarth – the world record holder – was the only other athlete to go that high, but had recorded one failure at both 1.95 and 1.97. Meanwhile the bronze medal had been won by Ritter, who cleared 1.95 on her second attempt to beat her compatriot Sommer on countback.

At 1.99, Bykova faltered for the first time with a clumsy failure. Meyfarth saw her chance and went over first time to take the lead. Bykova made it on her second try and the bar went up to 2.01.

The Soviet jumper went over first time again and regained the lead, as Meyfarth failed. The West German passed and took her remaining two tries, unsuccessfully, at 2.03. Bykova, now confirmed as the winner, also had three unsuccessful attempts at this world record height.

Qualifying round (1.90 or top 12 to final) (Aug 7)

Group A qualifiers: Brandt, Bykova, Sommer & Helm 1.90; Soetewey, Vehmästö, Sterk & Zheng 1.87

Non-qualifiers: Sara Simeoni ITA, Gillian Evans GBR, Gaby Meier SUI & Brigitte Reid CAN 1.84; Thordis Gisladóttir ISL, Megumi Sato & Christine Stanton AUS 1.80; Iona Smith AIA 1.50

Group B qualifiers: Meyfarth, Ritter, Bienias & Brill 1.90; Juha, Kositsyna, Ewanjé-Epée, Browne, Costa & Yang 1.87

Non-qualifiers: Niculina Vasile ROU 1.84; Emese Bela HUN, Susanne Lorentzon SWE & Lidija Lapajne YUG 1.80; Hisayo Fukumitsu JPN 1.75; Kawther Akremi TUN & Klodeta Gjini ALB 1.70

Rome 1987

Final (Aug 30)

1,	Stefka Kostadinova	BUL	2.09 _{WR}
2,	Tamara Bykova	URS	2.04
3,	Susanne Beyer	GDR	1.99
4,	Silvia Costa	CUB	1.96
5,	Larisa Kositsyna	URS	1.96
6,	Heike Redetzky	FRG	1.96
7,	Svetlana Isaeva	BUL	1.93
=8,	Lyudmila Avdyeyenko	URS	1.93
	Louise Ritter	USA	1.93

10, Madely Beaugendre FRA 1.93; 11, Coleen Sommer USA 1.93; 12, Lyudmila Andonova BUL 1.85

Series	<u>1.85</u>	<u>1.90</u>	<u>1.93</u>	<u>1.96</u>	<u>1.99</u>	<u>2.02</u>	<u>2.04</u>	<u>2.06</u>
Kostadinova	o	o	-	o	o	o	XXO	XO
Bykova	-	XO	o	o	o	o	o	XX
Beyer	o	o	o	o	XO	XXX		
Costa	o	o	o	o	XX	X		
Kositsyna	o	o	XXO	o	XXX			
Redetzky	o	o	o	XO	XXX			
Isaeva	o	o	o	XXX				
Avdyeyenko	XO	o	o	XXX				
Ritter	o	XO	o	XXX				

Like in Helsinki four years earlier, Tamara Bykova was involved in a terrific contest for the gold medal. This time her opponent was Stefka Kostadinova, the world record holder at 2.08. These two dominated the final in which they were the first two to jump.

At 1.99 the medallists were clear. Bykova and Kostadinova continued their record of first-time clearances. The only other woman to make 1.99 was Beyer, on her second attempt. She went out at 2.02. The leading two each succeeded first time. It was the first time two women had cleared that high in the same meeting.

At 2.04, Bykova went clear again but Kostadinova failed twice. She made it, easily, on her third try. The next height, 2.06, saw Bykova

fail for the first time. The Bulgarian followed with a miss. Bykova failed a second time, before Kostadinova produced a successful clearance to take the lead.

The Soviet jumper now needed to go higher with her last try to win. Amid the excitement of Ben Johnson's sprint win, she went for 2.08 and failed. The triumphant Kostadinova then had the bar raised to 2.09 which she cleared on her second try. Just 10 minutes after the infamous 9.83 100m, Rome had seen its second world record.

Qualifying round (1.93 or top 12 to final) (Aug 29)

Group A qualifiers: Sommer, Costa, Kostadinova, Beaugendre, Avdyeyenko & Redetzky 1.91

Non-qualifiers: Amra Temim YUG, Ni Xiuling CHN, Alina Astafei ROU & Kim Hee-Sun KOR 1.88; Alessandra Bonfiglioli ITA 1.85; Sigrid Kirchmann AUT NH

Group B qualifiers: Ritter, Beyer, Bykova, Kositsyna, Andonova & Isaeva 1.91

Non-qualifiers: Megumi Sato JPN & Christine Stanton AUS 1.88; Phyllis Bluntson USA & Hanne Haugland NOR 1.85; Orlane dos Santos BRA & Thordis Gisladóttir ISL 1.80

Tokyo 1991

Final (Aug 31)

1,	Heike Henkel	GER	2.05
2,	Yelena Yelovina	URS	1.98
3,	Inga Babakova	URS	1.96
4,	Beata Holub	POL	1.96
5,	Birgit Köhler	GER	1.93
6,	Stefka Kostadinova	BUL	1.93
7,	Tamara Bykova	URS	1.93
8,	Judit Kovács	HUN	1.90

9, Sárka Nováková TCH 1.90; 10, Vanessa Ward AUS 1.90; 11, Alison Inverarity AUS 1.87; 12, Heike Balck GER 1.84

Series	<u>1.84</u>	<u>1.87</u>	<u>1.90</u>	<u>1.93</u>	<u>1.96</u>	<u>1.98</u>	<u>2.00</u>	<u>2.02</u>
Henkel	-	o	-	o	-	o	o	o
	o	XXX						
Yelovina	o	o	o	o	o	XO	XX	X
Babakova	o	o	o	o	o	o	XXX	
Holub	o	o	XO	XXO	XO	XXX		
Köhler	o	o	o	o	o	XXX		
Kostadinova	o	XO	o	o	o	XXX		
Bykova	o	o	XO	XXO	XXX			
Kovács	o	o	o	XXX				

Henkel, who as Heike Redetzky had finished sixth in Rome, was unquestionably the world's best high jumper and proved this in Tokyo with a crushing victory.

The German, who wore a tee-shirt with the message "to the top without doping", between jumps, had effectively won the gold with her first-time clearance at 1.98. The only other woman in at that height was Yelovina. She failed twice before going out with one last try at 2.02.

Henkel then had a massive clearance at 2.02 before setting a personal best of 2.05. It was only at 2.07 that the German failed for the first time.

Qualifying round (1.92 or top 12 to final) (Aug 29)

Group A qualifiers: Inverarity 1.90; Yelovina, Bykova, Nováková & Balck 1.88

Non-qualifiers: Svetlana Leseva BUL 1.86; Donata Janczewicz POL, Yolanda Henry USA, Megumi Sato JPN & Tisha Waller 1.83; Lucienne N'da CIV, Venelina Veneva BUL & Thordis Gisladóttir ISL 1.79; Leslie Estwick CAN 1.75

Group B qualifiers: Babakova, Kostadinova, Henke, Köhler & Holub 1.90; Ward & Kovács 1.88

Non-qualifiers: Orlane dos Santos BRA, Debbi Marti GBR & Sue Rembao USA 1.86; Tania Murray NZL & Jana Brenkusová TCH 1.79; Sigrid Kirchmann AUT 1.75; Margarida Moreno AND 1.70; Vermiltila Philip SKN NH

Stuttgart 1993

Final (Aug 21)

1,	Ioamnet Quintero	CUB	1.99
2,	Silvia Costa	CUB	1.97
3,	Sigrid Kirchmann	AUT	1.97
=4,	Alina Astafei	ROU	1.94
	Yelena Rodina	RUS	1.94
6,	Antonella Bevilacqua	ITA	1.94

7, Tanya Hughes USA 1.91

8, Valentina Gotovska LAT 1.91

=9, Hanne Haugland NOR & Katarzyna Majchrzak POL 1.88; =11, Britta Biláč SLO, Yelena Topchina RUS & Svetlana Zalevskaya KAZ 1.84; Heike Henkel GER DNS

Series	1.80	1.85	1.88	1.91	1.94	1.97	1.99	2.01
Quintero	-	o	-	o	o	xxo	xo	-
	xxx							
Costa	-	o	-	o	o	o	xx	x
Kirchmann	-	o	o	o	o	xo	xx	x
Rodina	-	o	o	o	o	xxx		
Astafei	-	o	-	o	o	xxx		
Bevilacqua	o	o	o	o	xxo	xxx		
Hughes	o	o	o	o	xxx			
Gotovska	o	xxo	xo	o	xxx			

It was a major surprise that Kostadinova, Henkel and Astafei did not win one medal between them. The Bulgarian narrowly failed to qualify for the final, the German did but withdrew injured, and the Romanian simply did not click when it mattered most.

One of those who did rise to the occasion was Olympic fifth-placer Kirchmann, who set an Austrian record of 1.97 on her second attempt to guarantee a medal. Quintero went over on her third attempt at that height, but it was her teammate, Costa, who was in the gold medal position. She had first-time successes at 1.91, 1.94 and, easily, 1.97. Three other women went out at this height.

The three leaders all failed once at 1.99. On the second round of tries Quintero made it cleanly. Both Kirchmann and Costa failed again before passing and trying in vain for 2.01.

Quintero ended the competition with two good tries at 2.05.

Qualifying round (1.93 or top 12 to final) (Aug 19)

Group A qualifiers: Haugland, Rodina & Costa 1.93; Biláč & Kirchmann 1.90

Non-qualifiers: Stefka Kostadinova BUL & Tatyana Shevchik BLR 1.90; Heike Balck GER, Sue Rembao USA & Andrea Baumert GER 1.87; Thordis Gisladóttir ISL, Sabrina De Leeuw BEL, Kristzina Zolt HUN & Niki Bakoyianni GRE 1.84; Jo Jennings GBR & Charmaine Weavers RSA & Šárka Nováková TCH 1.80; Sharon Foley IRL 1.75; Inna Gliznutsa MDA NH

Group B qualifiers: Astafei, Quintero, Topchina, Zalevskaya, Bevilacqua, Gotovska & Hughes 1.93; Henkel & Majchrzak 1.90

Non-qualifiers: Nelé Žilinskiéné LTU 1.90; Orlane dos Santos BRA, Connie Teaberry USA & Olga Bolshova MDA 1.87; Judit Kovács HUN & Lucienne N'da CIV 1.84; Desislava Aleksandrova BUL 1.80; Megumi Sato JPN & Orla Venter NAM 1.75; Debbie Marti GBR DNS

Gothenburg 1995

Final (Aug 13)

1,	Stefka Kostadinova	BUL	2.01
2,	Alina Astafei	GER	1.99
3,	Inga Babakova	UKR	1.99
4,	Tatyana Motkova	RUS	1.96
5,	Tatyana Shevchik	BLR	1.96
6,	Hanne Haugland	NOR	1.96
7,	Svetlana Leseva	BUL	1.93
=8,	Amy Acuff	USA	1.93
	Nelé Žilinskiéné	LTU	1.93

10, Yelena Topchina RUS 1.93; 11, Viktoriya Fyodorova RUS 1.90; 12, Tatyana Khranova BLR 1.85

Series	1.80	1.85	1.90	1.93	1.96	1.99	2.01	2.03
Kostadinova	-	o	o	o	o	o	xo	xxx
Astafei	-	o	xo	o	o	o	xxx	
Babakova	-	o	o	o	o	xo	xxx	
Motkova	-	o	o	o	o	xxx		
Shevchik	-	o	xxo	o	o	xxx		
Haugland	-	o	xo	o	xo	xxx		
Leseva	o	xo	o	o	xxx			
Acuff	o	o	xxo	xo	xxx			
Žilinskiéné	o	xxo	o	xo	xxx			

Neither Kostadinova nor her husband and coach Nikolay Petrov had been expecting such a quick comeback for the world record holder following the birth of their son in January 1995. She began her season on July 20, leaping 1.94, and made a late decision to compete in Gothenburg.

A season's best of 1.95 in the qualifying round justified that decision. In the final, Kostadinova's great experience showed as she coped best with the difficult wind conditions and frequent interruptions by running events and medal ceremonies on the final day of the championships. She had no failures up to and including 1.99, which she cleared easily. This record put her in the lead from Astafei, whose only failure came at 1.90. The other woman in at 2.01 was Babakova. All three failed their first tries at that height; Kostadinova made it easily on her second. The title was hers again after eight years as the other two failed.

Qualifying round (1.95 or top 12 to final) (Aug 11)

Group A qualifiers: Babakova & Fyodorova 1.95; Acuff, Shevchik, Leseva & Topchina 1.93

Non-qualifiers: Venelina Veneva BUL & Heike Henkel GER 1.93; Kajsa Bergqvist SWE, Monica lagår ROU & Alica Javad SVK 1.90; Silvia Costa CUB, Alison Inverarity AUS, Natalja Jonckheere BEL, Svetlana Munkova UZB & Kaisa Gustafsson FIN 1.85; Heike Balck GER & Irène Tiendrébéogo BUR 1.80

Group B qualifiers: Motkova, Kostadinova, Astafei, Haugland & Žilinskiéné LTU 1.95; Khranova 1.93

Non-qualifiers: Slegel Cadusch SUI & Svetlana Zalevskaya KAZ 1.93; Tisha Waller USA, Ioanmet Quintero CUB, Najuma Fletcher GUY & Pia Zinck DEN 1.90; Zuzana Kováčiková CZE & Olga Bolshova MDA 1.85; Connie Teaberry USA 1.80 & Monika Gollner AUT 1.80; Lea Haggett GBR 1.75; Desire du Plessis RSA DNS

Athens 1997

Final (Aug 10)

1,	Hanne Haugland	NOR	1.99
=2,	Inga Babakova	UKR	1.96
	Olga Kaliturina	RUS	1.96
4,	Yuliya Lyakhova	RUS	1.96
=5,	Kajsa Bergqvist	SWE	1.93
	Tatyana Motkova	RUS	1.93
=7,	Antonella Bevilacqua	ITA	1.93
	Britta Biláč	SLO	1.93
	Alina Astafei	GER	1.93

=10, Heike Balck GER & Hestrie Storbeck RSA 1.90; 12, Pia Zinck DEN 1.90; 13, Monica lagår ROU 1.85

Series	1.85	1.90	1.93	1.96	1.99
Haugland	o	o	o	o	xxxo
Babakova	o	o	o	o	xxxo
Kaliturina	o	o	o	o	xxxo
Lyakhova	o	o	xxo	xxo	xxx
Bergqvist	o	xo	xo	xxx	
Motkova	o	xo	xo	xxx	
Bevilacqua	o	o	xxo	xxx	
Biláč	o	o	xxo	xxx	
Astafei	o	oo	xxo	xxx	

Four women remained in the competition as the bar was raised to 1.99. Haugland, Babakova and Kaliturina had all compiled faultless records at 1.85, 1.90, 1.93 and 1.96 to share the lead, while Lyakhova – who had made third time clearances at 1.93 and 1.96 – was in fourth place. As nobody cleared 1.99 a three-way jump-off for the gold medal was declared. The bar remained at 1.99 and Haugland, jumping first, cleared. Kaliturina and Babakova needed to do likewise to keep their hopes alive, but both failed and the title passed to the Norwegian whose father was an international long jumper and grandfather placed fourth in the triple jump at the 1946 European Championships. Injury prevented Kostadinova from defending her title.

Qualifying Round (1.94 or top 12 to final) (Aug 8)

Group A qualifiers: Bergqvist, Haugland, Storbeck, Astafei, Babakova, Kaliturina, Motkova & Zinck 1.94

Non-qualifiers: Niki Bakoyianni GRE & Solange Witteveen ARG 1.92; Angie Bradburn-Spangler USA 1.89; Tatyana Khranova BLR 1.85; Oksana Mayboroda KGZ NH

Group B qualifiers: Lyakhova, Balck, Biláč, lagår & Bevilacqua 1.94

Non-qualifiers: Amy Acuff USA 1.92; Cigdem Arslan TUR & Debbie Marti GBR 1.89; Zuzana Kováčiková CZE 1.85; Inna Gliznutsa MDA, Erin Aldrich USA & Daniela Rath GER 1.80; Irène Tiendrébéogo BUR NH

Seville 1999

Final (Aug 29)

1,	Inga Babakova	UKR	1.99
----	---------------	-----	------

2,	Yelena Yelesina	RUS	1.99
3,	Svetlana Lapina	RUS	1.99
=4,	Tisha Waller	USA	1.96
	Kajsa Bergqvist	SWE	1.96
	Zuzana Hlavoňová	CZE	1.96
7,	Viktoriia Stypolina	UKR	1.96
8,	Svetlana Zalevskaya	KAZ	1.93
9,	Amy Acuff USA 1.93; =10, Hanne Haugland NOR & Monica Dinescu ROU 1.93; 12, Yelena Guliyeva RUS 1.93; Anewu Mensah GER NH		

Series	1.85	1.90	1.93	1.96	1.99	2.01
Babakova	o	o	o	o	o	xxx
Yelesina	o	o	o	o	xo	xxx
Lapina	o	o	xxxo	xxxo	xxxo	xxx
Waller	o	o	o	o	xxx	
Bergqvist	o	o	o	o	xxx	
Hlavoňová	o	o	o	o	xxx	
Stypolina	o	o	xxxo	o	xxx	
Zalevskaya	o	o	o	xxx		

There was a major shock before the final even got underway as Cloete, who had ended her European tour with victories at 2.00 in Paris, 1.97 in Stockholm and a world leading 2.04 in Monaco, failed three times at 1.92 and was eliminated. In the final there were a dozen women clear at 1.93 and seven made 1.96. The early casualties included defending champion Haugland and the possible favourite, European Champion Dinescu, who was handicapped by a left hamstring strain. Lapina was only seventh after clearing 1.96 at the final attempt (as also 1.93) but at 1.99 another last-gasp success at what was a personal best clinched a bronze medal for her. Babakova cleared at the first, Yelesina at the second and that decided the final outcome as no one made 2.01.

It was fourth time lucky for Babakova (32), an ethnic Lithuanian born in Turkmenistan but representing the Ukraine, having placed third in 1991 and 1995 and equal second in 1997. She had been in training for only six months following the birth of her second child and had not expected such a result. Yelesina was competing in her first World Championships since her silver medal in 1991.

Qualifying round (1.94 or top 12 to final) (Aug 27)

Group A qualifiers: Babakova, Waller, Guliyeva & Bergqvist 1.92
Non-qualifiers: Hestrie Cloete RSA, Venelina Veneva BUL, Irina Mikhailchenko UKR, Karol Jenkins USA, Nelé Ziinskienė LTU, Olga Bolshova MDA, Irène Tiendérébogo BUR & Kärt Sillats EST 1.89; Linda Horvath AUT, Yoko Ota JPN & Niki Bakoyanni GRE 1.85; Tatyana Yefimenko KGZ & Nicole Forrester CAN 1.80
Group B qualifiers: Haugland, Stypolina, Hlavoňová, Yelesina, Mensah, Lapina, Acuff, Dinescu & Zalevskaya 1.92
Non-qualifiers: Marta Mendia ESP & Miki Imai JPN 1.89; Lucie Finez FRA, Nevena Lendjel CRO, Tatyana Shevchik BLR, Solange Witteveen ARG, Ina Gliznitsa MDA 1.85

Edmonton 2001

Final (Aug 12)

1,	Hestrie Cloete	RSA	2.00
2,	Inga Babakova	UKR	2.00
3,	Kajsa Bergqvist	SWE	1.97
4,	Venelina Veneva	BUL	1.97
5,	Vita Palamar	UKR	1.94
6,	Blanka Vlašić	CRO	1.94
=7,	Dóra Györfy	HUN	1.90
	Monica Iagăr	ROU	1.90
9,	Oana Pantelimon ROU 1.90; =10, Amy Acuff USA & Yelena Guliyeva RUS 1.90; 12, Antonietta Di Martino ITA 1.85		

Series	1.85	1.90	1.94	1.97	2.00	2.02
Cloete	o	o	o	o	xo	xxx
Babakova	o	xo	o	xo	xo	x
Bergqvist	o	o	o	o	xxx	
Veneva	xo	o	xxxo	xo	xxx	
Palamar	o	xo	o	xxx		
Vlašić	xxxo	xo	o	xxx		
Györfy	o	o	xxx			
Iagăr	o	o	xxx			

Of the four women who cleared 1.97, Cloete and Bergqvist had perfect records. At 2.00, Bergqvist (and Veneva) went out. Defending champion Babakova and Cloete failed once, then in the second round the Ukrainian cleared. Cloete also succeeded, meaning that Babakova

would need to go higher in order to retain her title. In fact both failed at 2.02, so Cloete became the first South African woman to win any World Championship medal. "South Africa saved the best until last" said Cloete, reflecting on a day when her country also collected an unexpected silver (later promoted to gold) in the men's 4x100m relay.

Qualifying round (1.93 or top 12 to final) (Aug 10)

Group A qualifiers: Cloete, Palamar, Veneva, Guliyeva, Iagăr & Bergqvist 1.91
Non-qualifiers: Nelé Ziinskienė LTU 1.88; Miki Imai JPN 1.85; Liga Klavina LAT 1.80; Erin Aldrich USA NH
Group B qualifiers: Acuff; Babakova; Martino & Pantelimon 1.91; Györfy & Vlašić 1.88
Non-qualifiers: Susan Jones GBR, Yelena Yelesina RUS, Wanita May CAN, Yekaterina Aleksandrova RUS & Juana Rosario DOM 1.88; Svetlana Zalevskaya KAZ & Marta Mendia ESP 1.85

Paris 2003

Final (Aug 31)

1,	Hestrie Cloete	RSA	2.06
2,	Marina Kuptsova	RUS	2.00
3,	Kajsa Bergqvist	SWE	2.00
4,	Venelina Veneva	BUL	1.98
5,	Vita Palamar	UKR	1.95
6,	Anna Chicherova	RUS	1.95
7,	Blanka Vlašić	CRO	1.95
8,	Juana Rosario Arrendal	DOM	1.95
=9,	Amy Acuff USA & Viktoriya Stypolina UKR 1.90; =11, Ruth Beitia ESP & Olga Kaliturna RUS 1.90		

Series	1.85	1.90	1.95	1.98	2.00	2.02	2.04	2.06
Cloete	o	o	o	o	o	o	o	o
	xxx							
Kuptsova	o	o	xo	o	o	x	x	x
Bergqvist	o	o	o	xxxo	xo	x	xx	
Veneva	o	o	o	xo	xxx			
Palamar	o	o	o	xxx				
Chicherova	o	xo	o	xxx				
Vlašić	-	o	xo	xxx				
Arrendal	o	xo	xo	xxx				

Cloete retained her title in commanding fashion, for she did not register one failure at all heights up to and including a Commonwealth and African record of 2.06. Eight women attempted 1.98 and four of these were successful: Kuptsova, Cloete, Veneva and Bergqvist in that order. At 2.00, the Bulgarian was eliminated, so for the first time at a World Championships all three medalists would clear 2.00 or better. At 2.02 both the Swede and the Russian failed on their first attempts. Cloete sailed clear without touching the bar and then could relax while her opponents both passed up to 2.04. Each failed once, but Cloete was instantly successful once again. Bergqvist tried 2.04 again and failed, while Kuptsova tried 2.06. Even if she had cleared she would have needed to go higher for victory, because once again Cloete went over. The South African went on to attempt 2.10.

Qualifying round (1.93 or top 12 to final) (Aug 29)

Group A qualifiers: Cloete, Palamar, Stypolina, Acuff, Arrendal, Kuptsova & Veneva 1.93
Non-qualifiers: Marta Mendia ESP 1.91; Gaëlle Niaré FRA & Anne Gerd Eieland NOR 1.85; Iva Strakova CZE 1.80; Miki Imai JPN NH
Group B qualifiers: Oana Pantelimon ROU, Inga Babakova UKR & Daniela Rath GER 1.88; Antonella Bevilacqua ITA & Solange Witteveen ARG 1.85; Romary Ritka MEX & Marina Korzhova KAZ 1.80

Helsinki 2005

Final (Aug 8)

1,	Kajsa Bergqvist	SWE	2.02
2,	Chaunte Howard	USA	2.00
3,	Emma Green	SWE	1.96
4,	Anna Chicherova	RUS	1.96
5,	Vita Palamar	UKR	1.93
6,	Tia Hellebaut	BEL	1.93
7,	Viktoriia Stypolina	UKR	1.93
8,	Amy Acuff	USA	1.89

9, Dóra Györfyi HUN 1.89; 10, Venelina Veneva BUL 1.85; 11, Iva Straková CZE 1.85; 12, Irina Mikhalchenko UKR 1.85

Series	1.80	1.85	1.89	1.93	1.96	1.98	2.00	2.02
Bergqvist	<u>2.10</u>	-	o	o	o	o	xo	o
	xxx							
Howard	o	o	o	o	xo	xo	xxo	xxx
Green	o	o	o	xo	xo	xxx		
Chicherova	o	o	o	o	xxo	xxx		
Palamar	-	o	o	o	xxx			
Hellebaut	o	o	xxo	o	xxx			
Stypina	o	o	o	xxo	xxx			
Acuff	o	xo	o	xxx				

During the outdoor season there had been seven jumps of 2.00 or better, with Bergqvist owning four of them. A favourite both of the crowd and the pundits, Bergqvist took the lead with a first-time clearance at 1.96. Howard, twice over 2.00 two weeks earlier, was no surprise as the second jumper over 1.96, but Sweden's Green, improving her lifetime best, was a revelation. At 1.98 Bergqvist and Howard repeated their first and second-time clearances, which became second and third-time successes at 2.00. The Swede then poured herself over 2.02 to make certain of the gold medal, before three speculative attempts at 2.10. Her win capped a remarkable comeback after having ruptured an Achilles tendon in July 2004.

Qualifying round (1.93 or top 12 to final) (Aug 6)

Group A qualifiers: Chicherova, Howard & Mikhalchenko 1.93; Green, Straková & Stypina 1.91

Non-qualifiers: Corinne Müller SUI 1.91; Marta Mendia ESP & Melanie Skotnik FRA 1.88; Inna Gliznuta MDA, Katerina Ibragüen COL & Monica Iagăr ROU 1.84; Hanna Mikkonen FIN 1.80; Tatyana Yefimenko KGZ NH

Group B qualifiers: Palamar & Hellebaut 1.93; Bergqvist, Györfyi, Veneva & Acuff 1.91

Non-qualifiers: Oana Pantelimon ROU 1.91; Erin Aldrich USA, Tatyana Kivymyagi RUS, Ruth Beitia ESP & Blanka Vlašić CRO 1.88; Lavern Spencer LCA, Romary Rifka MEX & Zheng Xingyuan CHN 1.84; Juana Arrendel DOM 1.80

Osaka 2007

Final (Sep 2)

1,	Blanka Vlašić	CRO	2.05
=2,	Antonietta Di Martino	ITA	2.03
	Anna Chicherova	RUS	2.03
4,	Yelena Slesarenko	RUS	2.00
5,	Yekaterina Savchenko	RUS	2.00
6,	Ruth Beitia	ESP	1.97
=7,	Kajsa Bergqvist	SWE	1.94
	Melanie Skotnik	FRA	1.94
	Vita Palamar	UKR	1.94
	Marina Aitova	KAZ	1.94
	Emma Green	SWE	1.94

12, Amy Acuff USA 1.94; 13, Miruna Mataoanu ROU 1.90; 14, Tia Hellebaut BEL 1.90; =15, Barbora Laláková CZE 1.90; Lavern Spencer LCA 1.90

Series	1.85	1.90	1.94	1.97	2.00	2.03	2.05	2.10
Vlašić	o	o	o	o	xo	o	xxo	xxx
Di Martino	xo	o	o	o	o	xo	xxx	
Chicherova	o	o	o	o	xo	xo	xxx	
Slesarenko	o	o	o	o	xo	xxx		
Savchenko	o	o	xo	o	xxx	xxx		
Beitia	o	o	o	xo	xxx			
Bergqvist	o	o	o	xxx				
Skotnik	o	o	o	xxx				
Palamar	o	o	o	xxx				
Aitova	o	o	o	xxx				
Green	o	o	o	xxx				

A record 16 attained made the automatic qualifying height of 1.94, which led to a long final. Rather than being detrimental to the quality of the event, this appeared to enhance it. All athletes cleared at least 1.90, and a record five jumpers made 2.00, with three over 2.03 for the first time in one competition. Both defending champion Bergqvist and European Champion Hellebaut performed below expectations, but three of the top five equalled or set personal bests. The 1.69 tall Di Martino not only outjumped Olympic Champion Slesarenko for a share

of the silver but with her 2.03 set a world women's "differential" high jump best of 34cm above her height.

With the bar at 2.05, Vlašić was in gold medal position, having been faultless to that height, while Chicherova and Di Martino had identical records. The Russian and Italian could not clear 2.05 and so shared the silver medal, while the 1.93 tall Croatian went over 2.05 at her final attempt.

Qualifying round (1.94 or top 12 to final) (Aug 31)

Group A qualifiers: Bergqvist, Palamar, Vlašić, Slesarenko, Aitova, Acuff, Mataoanu, Hellebaut, Laláková & Spencer 1.94

Non-qualifiers: Romana Dubnová CZE 1.91; Dóra Györfyi HUN, Marta Mendia ESP & Inna Gliznuta MDA 1.88; Miyuki Aoyama JPN 1.84

Group B qualifiers: Chicherova, Beitia, Green, Di Martino, Savchenko, Skotnik 1.94

Non-qualifiers: Iva Straková CZE, Romary Rifka MEX, Anna Ustinova KAZ, Ebba Jungmark SWE, Erin Aldrich USA & Adonia Steriyou GRE 1.88; Juana Arrendel DOM, Nicole Forrester CAN & Oana Pantelimon ROU 1.84

Berlin 2009

Final (Aug 20)

1,	Blanka Vlašić	CRO	2.04
2,	Anna Chicherova	RUS	2.02
3,	Ariane Friedrich	GER	2.02
4,	Antonietta Di Martino	ITA	1.99
5,	Ruth Beitia	ESP	1.99
6,	Svetlana Shkolina	RUS	1.96
=7,	Emma Green	SWE	1.96
	Chaunté Howard	USA	1.96

9, Melanie Melfort FRA 1.92; 10, Yelena Slesarenko RUS 1.92; 11, Meike Kröger GER 1.87; 12, Amy Acuff USA 1.87

Series	1.87	1.92	1.96	1.99	2.02	2.04	2.06	2.10
Vlašić	o	o	o	o	xo	xo	-	xxx
Chicherova	o	o	xo	o	o	xxx		
Friedrich	-	o	-	o	xxo	xx	x	
Di Martino	o	o	xo	xo	xxx			
Beitia	o	o	o	xxo	xxx			
Shkolina	o	o	o	xxx				
Green	o	o	xo	xxx				
Howard	o	o	xo	xxx				

Anticipation was high for a great clash after Friedrich had jumped 2.06 in the Golden League meeting in the Olympic Stadium in June to defeat reigning champion Vlašić.

In World Championship final two months later, the medals were sorted out at 2.02. Chicherova, who had cleared 1.99 easily, then made 2.02 with her first jump, though she caught the bar with her thigh on the way down. Vlašić went on at her second attempt, which left Friedrich in third place. Concentrating on her final jump, she lifted her index finger to her mouth gesturing for less noise, and 50,000 people – who had just seen Usain Bolt break the world 200m record – went completely silent. The eerie moment of athletics magic was shattered by the roar as Friedrich cleared to cement bronze medal position ahead of Di Martino and Beitia.

Vlašić won by being the only one succeed at 2.04, though Friedrich narrowly failed ("only by the breadth of a hair") at 2.06 (after two misses at 2.04). Chicherova won her second consecutive silver medal, her fourth successive placing in the top six. After the championships Vlašić improved to 2.08, and second place on the all-time list.

Qualifying round (1.95 or top 12 to final) (Aug 18)

Group A qualifiers: Vlašić, Beitia & Howard 1.95; Kröger, Melfort, Shkolina & Aitova 1.92

Non-qualifiers: Anna Iljuštšenko EST, Vita Palamar UKR, Sharon Day USA, Iva Straková CZE, Svetlana Radzivil UZB, Lavern Spencer LCA, Neengrothai Chaipetch THA 1.89; Katerina Ibragüen COL & Deirdre Ryan IRL 1.85; Romary Rifka MEX 1.80

Group B qualifiers: Friedrich, Green, Di Martino, Chicherova, Acuff & Slesarenko 1.95

Non-qualifiers: Adonia Steriyou GRE, Venelina Veneva BUL & Kamila Stepaniuk POL 1.92; Petrina Price AUS, Hanna Grobler FIN & Nadiya Dusanova UZB 1.89; Doreen Amata NGR, Stine Kufaa NOR & Yekaterina Yevseyeva KAZ 1.85; Bui Thi Nhung VIE NH

Daegu 2011

Final (Sep 3)

1,	Anna Chicherova	RUS	2.03
2,	Blanka Vlašić	CRO	2.03
3,	Antonietta Di Martino	ITA	2.00
4,	Yelena Slesarenko	RUS	1.97
5,	Svetlana Shkolina	RUS	1.97
=6,	Zheng Xingjuan	CHN	1.93
	Deirdre Ryan	IRL	1.93
=8,	Doreen Amata	NGR	1.93
	Svetlana Radzivil	UZB	1.93

10, Brigetta Barrett USA 1.93; 11, Emma Green Tregaro SWE 1.89; 12, Anna Iljušišenko EST 1.89

Series	1.89	1.93	1.97	2.00	2.03	2.05
Chicherova	0	0	0	0	0	xxx
Vlašić	0	0	0	x0	x0	xxx
Di Martino	0	0	0	xxx	xxx	
Slesarenko	0	x0	0	xxx		
Shkolina	0	0	xxx0	xxx		
Zheng	x0	0	xxx			
Ryan	x0	0	xxx			
Amata	x0	x0	xxx			
Radzivil	x0	x0	xxx			

Double World Champion Vlašić had reached 2.00 just once prior to Daegu, and an injury to her left leg had caused her to consider dropping out. The favourite was therefore Chicherova, who had returned from maternity to set a Russian record of 2.07. These two principals, along with Di Martino, were perfect up to and including 1.97.

At 2.00 Slesarenko and Shkolina failed, while Chicherova cleared first time, Vlašić second time, and Di Martino on her third. This meant that the medalists would be the same as in 2007. At 2.03, Vlašić was again over with her second jump, lightly brushing the bar, while Chicherova cleared around 2.06 at her first attempt at 2.03. Neither was able to go higher so the gold went to Russia. The Croatian noted "I think I did good under the circumstances."

Qualifying round (1.95 or top 12 to final) (Sep 1)

Group A qualifiers: Chicherova, Shkolina, Green Tregaro, Ryan & Iljušišenko 1.95

Non-qualifiers: Levern Spencer LCA, Mélanie Melfort FRA, Ruth Beitia ESP & Vita Stypolina UKR 1.92; Venelina Veneva-Mateeva BUL 1.89; Tonje Angelsen NOR & Raffaella Lamera ITA 1.85; Inika McPherson USA 1.80; Han Da-Pye KOR 1.75; Marielys Rojas VEN DQ (r40.8) (1.85)

Group B qualifiers: Vlašić, Di Martino, Barrett, Amata, Zheng, Slesarenko & Radzivil 1.95

Non-qualifiers: Esthera Petre ROU & Ebba Jungmark SWE 1.92
Marina Aitova KAZ & Oksana Okuneva UKR 1.89; Wanida Boonwan THA & Danielle Frenkel ISR 1.85; Marija Vuković MNE 1.80

Moscow 2013

Final (Aug 17)

1,	Svetlana Shkolina	RUS	2.03
2,	Brigetta Barrett	USA	2.00
=3,	Anna Chicherova	RUS	1.97
	Ruth Beitia	ESP	1.97
5,	Emma Green Tregaro	SWE	1.97
6,	Justyna Kasprzycka	POL	1.97
=7,	Kamila Stepaniuk	POL	1.93
	Alessia Trost	ITA	1.93

=9, Irina Gordeyeva RUS & Zheng Xingjuan CHN 1.93; 11, Levern Spencer LCA 1.89; 12, Airinė Palšytė LTU 1.89; Marie-Laurence Jungfleisch GER NH

Series	1.89	1.93	1.97	2.00	2.03	2.05
Shkolina	0	x0	0	0	0	xx, retired
Barrett	0	0	0	0	xxx	
Beitia	0	0	0	xxx		
Chicherova	0	0	0	xxx		
Green Tregaro	0	x0	x0	xxx		
Kasprzycka	0	0	xxx0	xxx		
Stepaniuk	0	0	xxx			
Trost	0	0	xxx			

The top four athletes from the London Olympics filled the same positions in Moscow, but not in the same order. Up to 1.97, Barrett, Beitia and Chicherova held the lead, but at 2.00 this changed with first Barrett and then Shkolina making first-time clearances. None of the other jumpers could clear 2.00, though Chicherova was very near with her last attempt. The gold medal was settled two jumps later when Shkolina cleared 2.03 – her personal best – at her first attempt. In succeeding the deeply disappointed Chicherova as World Champion, Shkolina became just the second Russian to win gold since Tamara Bykova took the inaugural title in 1983.

Qualifying round (1.95 or top 12 to final) (Aug 15)

Group A qualifiers: Gordeyeva, Green Tregaro, Chicherova, Trost, Zheng, Kasprzycka, Spencer & Jungfleisch 1.92

Non-qualifiers: Nadezhda Dusanova UZB, Oksana Okuneva UKR & Inika McPherson USA 1.88; Marina Aitova KAZ 1.83; Miyuki Fukumoto JPN 1.78

Group B qualifiers: Beitia, Shkolina, Palšytė, Barrett & Stepaniuk 1.92

Non-qualifiers: Ma'ayan Shahaf ISR, Anna Iljušišenko EST, Ana Simić CRO 1.88, Burcu Ayhan TUR, Adonia Steryiou GRE, Yelena Slesarenko RUS, Barbara Szabó HUN Jeannelle Scheper LCA & Mirela Demireva BUL 1.83

HIGH JUMP

Multiple Medalists:

5	Inga Babakova	URS/UKR	91-3, 95-3, 97-2=, 99-1, 01-2
4	Anna Chicherova	RUS	07-2=, 09-2, 11-1, 13-3=
3	Kajsa Bergqvist	SWE	01-3, 03-3, 05-1
	Blanka Vlašić	CRO	07-1, 09-1, 11-2
2	Tamara Bykova	URS	83-1, 87-2
	Stefka Kostadinova	BUL	87-1, 95-1
	Yelena Yeliesina	URS/RUS	91-2, 99-2
	Hestrie Cloete	RSA	01-1, 03-1
	Antonietta Di Martino	ITA	07-2=, 11-3

Most Finals:

7	Amy Acuff	USA	95-8=, 99-9, 01-10=, 03-9=, 05-8, 07-12, 09-12
---	-----------	-----	--

Most Appearances:

8	Venelina Veneva/Mateeva	BUL	91-22=Q, 95-14Q, 99-14=Q, 01-4, 03-4, 05-10, 09-15Q, 11-21Q, 95-8=, 97-14Q, 99-9, 01-10=, 03-9=, 05-8, 07-12, 09-12
	Acuff		

National Placings:

	1	2	3	4	5	6	7	8	Points
RUS	2	3+2=	1+1=	5+1=	2+1=	2	-	-	108.5
GER	1	2	2	-	2	1	1+1=	-	48
UKR	1	1+1=	1	-	3	-	2+1=	-	44.1
SWE	1	-	3	1=	1+1=	-	3=	-	40.2
URS	1	2	1	-	1	-	1	1=	34.5
USA	-	2	1	1+1=	-	-	1+1=	1+2=	34.5
BUL	2	-	1	2	-	-	1	2=	33
CRO	2	-	1	-	-	1	1	-	28
ITA	-	1=	1	1	-	1	2=	-	23
CUB	1	1	-	1	-	-	-	-	20
RSA	2	-	-	-	-	-	-	-	16
ESP	-	-	1=	-	1	1	-	-	12.5
NOR	1	-	-	-	-	1	-	-	11
POL	-	-	-	1	-	1	1=	-	9.5
AUT	-	-	1	-	-	-	-	-	6
ROU	-	-	-	1=	-	-	1=	-	6
CZE	-	-	-	1=	-	-	-	-	4
BLR	-	-	-	-	1	-	-	-	4
HUN	-	-	-	-	-	-	1=	2	3.5
BEL	-	-	-	-	-	1	-	-	3
CAN	-	-	-	-	1	1	-	-	3
CHN	-	-	-	-	-	1=	-	-	2.5
IRL	-	-	-	-	-	1=	-	-	2.5
KAZ	-	-	-	-	-	1	1	1.6	
SLO	-	-	-	-	-	1=	-	-	1
DOM	-	-	-	-	-	-	1	1	
LAT	-	-	-	-	-	-	1	1	
FRA	-	-	-	-	-	-	1=	-	0.6
LTU	-	-	-	-	-	-	-	1=	0.5
NGR	-	-	-	-	-	-	-	1=	0.5
UZB	-	-	-	-	-	-	-	1=	0.5
Totals	14	12+4=	11+2=	11+5=	11+2=	11+2=	8+14=	6+6=	504

Pole Vault**Seville 1999****Final (Aug 21)**

1,	Stacy Dragila	USA	4.60=WR
2,	Anzhela Balakhonova	UKR	4.55
3,	Tatiana Grigorieva	AUS	4.45
4,	Zsuzsanna Szabó	HUN	4.40
5,	Nicole Humbert	GER	4.40
=6,	Pavla Hamáčková	CZE	4.40
	Daniela Bártová	CZE	4.40
8,	Yelena Belyakova	RUS	4.35

9, Kellie Suttle USA 4.35; 10, Elmairie Gerritsy RSA 4.25; 11, Alejandra García ARG 4.25; 12, Vala Flosadóttir ISL 4.25; 13, Thórey Elísdóttir ISL 4.15; =14, Emma George AUS, Yvonne Buschbaum GER & Dana Cervantes ESP 4.15; Nastja Ryshich GER & Melissa Price USA NH

Series	4.00	4.15	4.25	4.35	4.40	4.45	4.50	4.55
Dragila	<u>4.60</u>	<u>4.65</u>						
Balakhonova	xo	o	xo	o	-	o	o	o
Grigorieva	xx	x	-	o	-	o	xxx	x
Szabó	-	-	o	o	o	xxx	x	
Humbert	-	o	o	xo	o	xxx		
Hamáčková	xo	o	o	xo	xo	-	xxx	
Bartová	xo	o	o	xo	xo	-	xxx	
Belyakova	xo	-	o	xxx				

New standards for this popular and fast developing event were set as, despite a no-height by World Indoor Champion Ryshich, and a disappointing display by world record holder George (only just back from injury), seven women cleared 4.40 or higher. Balakhonova led for most of the contest with five first-time clearances to 4.55 (matching her European record) before failing for the first time – and so narrowly – at a world record equalling 4.60.

In contrast, Dragila needed 13 jumps before she attempted 4.60 but the American feels she reaches her peak after a dozen or so vaults and she went clear at her second try at 4.60 to become joint world record holder and – as she had indoors two years earlier – the inaugural world champion. Bronze medalist Grigorieva, the Russian turned Australian, took only three jumps before bowing out at 4.50.

ting the depth of the crossbar had failed, meaning that the left side of the bar was progressively placed one centimetre too far each time it was returned. Once these problems were noticed, all failures which they may have caused were annulled and further attempts were allowed if necessary.

Four were in at 4.60, and three of those (Dragila, Feofanova and Pyrek) cleared first time. Grigorieva made it on her second attempt, so when she and Pyrek went out at 4.60, she wound up fourth. Defending champion Dragila and Feofanova made 4.60 first time, and it was not until 4.65 that either failed. The American then went ahead by clearing on her second attempt while the Russian needed three goes. At 4.70 and 4.75 their perfect vaulting continued, with first-time successes for both. The bar then went up to the world record height of 4.82. A world record would have earned a \$100,000 bonus, but after four hours of competition in the hot sunshine, it was not to be. Neither woman came particularly close. "Had the wind been more favourable, both of us could have broken the world record," said Feofanova after she and Dragila had taken a shared lap of honour.

Qualifying Round (4.40 or top 12 to final) (Aug 4)

Group A qualifiers: Feofanova, Pyrek, Sauer, Hingst & Whitlock 4.35

Non-qualifiers: Anzhela Balakhonova UKR, Monique De Wilt NED, Tanya Koleva BUL, Jenni Dryburgh NZL, Stephanie McCann CAN & Alejandra García ARG 4.25 Vala Flosadóttir ISL 4.15; Deborah Gyurcsik URU & Tracy O'Hara USA NH

Group B qualifiers: Dragila, Gao, Grigorieva, Buschbaum, Hamáčková, Elísdóttir & Auer 4.35

Non-qualifiers: Annika Becker GER, Marie B Rasmussen DEN & Krisztina Molnár HUN 4.25; Hanna-Mia Persson SWE 4.15; Mar Sánchez ESP 4.00; Alicia Warlick USA NH

Paris 2003**Final (Aug 25)**

1,	Svetlana Feofanova	RUS	4.75
2,	Annika Becker	GER	4.70
3,	Yelena Isinbaeva	RUS	4.65
=4,	Stacy Dragila	USA	4.55
	Monika Pyrek	POL	4.55
6,	Yvonne Buschbaum	GER	4.50
7,	Anna Rogowska	POL	4.45
8,	Yelena Belyakova	RUS	4.45

9, Gao Shuying CHN 4.35; 10, Mary Sauer USA 4.35; Thórey Elísdóttir ISL & Marie Poissonnier FRA NH

Series	4.10	4.25	4.35	4.45	4.50	4.55	4.60	4.65
Feofanova	<u>4.70</u>	<u>4.75</u>	<u>4.80</u>					
Becker	xo	o	o	o	-	o	o	o
Isinbaeva	xo	xx	x	o	-	o	-	-
Dragila	xx	x	o	o	-	o	xo	o
Pyrek	-	o	o	o	o	xxx		
Buschbaum	-	o	o	o	-	xxx	xxx	
Rogowska	o	o	xo	o	xxx			
Belyakova	-	o	o	xxx	-	xxx		

The contest did not match that of 2001 even though Dragila and Feofanova were now joined by new world record holder Isinbaeva. At 4.55 the two Russians went ahead with their first-time clearances. Dragila and Pyrek needed three attempts. The Germans Becker and Buschbaum were also still in the competition, but passed that height. All five tried 4.60 with Becker and Feofanova – the first two to vault – instantly successful. Isinbaeva made it on her second try but Dragila and Pyrek failed three times. At 4.70 Becker and Feofanova again matched one another with second-time clearances. Isinbaeva failed twice and saved her last try for 4.75. At that height Feofanova finally broke away from Becker by clearing first time. The German and Isinbaeva could go no higher so Feofanova – who had a temperature of 38° on the even of the final – moved up one place from her Edmonton silver.

First round (4.40 or top 12 to final) (Aug 23)

Group A qualifiers: Feofanova, Buschbaum & Monika Pyrek 4.40; Thórey Elísdóttir & Mary Sauer 4.35

Edmonton 2001**Final (Aug 6)**

1,	Stacy Dragila	USA	4.75
2,	Svetlana Feofanova	RUS	4.75
3,	Monika Pyrek	POL	4.55
4,	Tatiana Grigorieva	AUS	4.55
5,	Gao Shuying	CHN	4.50
6,	Thórey Elísdóttir	ISL	4.45
7,	Yvonne Buschbaum	GER	4.45
8,	Pavla Hamáčková	CZE	4.45

9, Janine Whitlock GBR 4.35; 10, Carolin Hingst GER 4.25; 11, Doris Auer AUT 4.25; 12, Mary Sauer USA 4.25

Series	4.10	4.25	4.35	4.45	4.50	4.55	4.60	4.65
Dragila	<u>4.70</u>	<u>4.75</u>	<u>4.82</u>					
Feofanova	o	o	xxx	o	-	o	o	xo
Pyrek	o	o	o	xo	xo	o	xxx	
Grigorieva	o	o	o	xo	xxx	-	xxx	xxx
Gao	o	o	o	o	o	xxx		
Elísdóttir	xo	xo	xo	o	xxx			
Buschbaum	-	xxx	o	xo	xxx			
Hamáčková	o	o	o	xxx	xxx			

It was the greatest women's pole vault contest ever, despite equipment failures, officiating errors, interruptions due to medal ceremonies and unhelpful weather conditions with the sun in the face of the vaulters.

Eight women were left in to attempt 4.50, but initially the bar had been set accidentally to 4.55. When it came to 4.55, the mechanism set-

Non-qualifiers: Natalya Kushch UKR & Tania Koleva BUL 4.25; Vanessa Boslak FRA & Jillian Schwartz USA 4.15; Melina Hamilton NZL, Masumi Ono JPN & Alejandra Garcia ARG 4.00; Carolina Maurer-Torres CHI NH
Group B qualifiers: Isinbaeva, Becker, Dragila & Belyakova 4.40; Gao & Poissonnier 4.35; Rogowska 4.25
Non-qualifiers: Naroa Agirre ESP & Carolin Hingst GER 4.25; Anna Fitidou CYP, Becky Holliday USA & Zsuzsa Szabo HUN 4.15; Stephanie McCann CAN 4.00

Series	4.35	4.50	4.60	4.65	4.70	4.75	4.80
Feofanova		o	o		o	xo	xxx
Pyrek	o	o	o	xo	xxo	xo	xxx
Boslak	xo	o	x	xo	o	x	xx
Murer	o	o	o	xo	xxx		
Golubchikova	o	o	o	xo	xxx		
Rogowska	o	xxo	o		xxx		

Helsinki 2005

Final (Aug 12)

1, Yelena Isinbaeva	RUS	5.01	WR
2, Monika Pyrek	POL	4.60	
3, Pavla Hamáčková	CZE	4.50	
4, Tanya Polnova	RUS	4.50	
5, Gao Shuying	CHN	4.50	
=6, Anna Rogowska	POL	4.35	
Dana Ellis	CAN	4.35	
8, Vanessa Boslak	FRA	4.35	

9, Naroa Agirre ESP 4.35; 10, Carolin Hingst GER 4.35; 11, Jillian Schwartz USA 4.20; 12, Tatiana Grigorieva AUS 4.00; Tracy O'Hara USA NH

Series	4.00	4.20	4.35	4.50	4.60	4.70	4.75	5.01
Isinbaeva	-	-	-	o	o	o	-	xo
Pyrek	-	o	o	xo	o	xx	x	
Hamáčková	-	xo	o	o	xxx			
Polnova	-	o	o	xxx	xxx			
Gao	xo	o	xo	xxx	xxx			
Rogowska	-	-	o	xxx				
Ellis	-	o	o	xxx				
Boslak	-	xo	xo	xxx				

The level of Isinbaeva's domination of women's vaulting can be gauged by the fact that the biggest margin of victory in an Olympic or Worlds had been 39cm – by Frank Foss in 1920 – until the Russian's margin of 41cm in Helsinki. Her second jump of 4.60 would have been enough to win on countback, but she then cleared 4.70 before one failure at 5.01. Her second attempt left the bar untouched, as she had cleared with a margin of some 15cm! The conditions had been less than perfect, with just one other jumper (Gao) managing a seasonal best, and with only Pyrek able to jump higher than 4.50. It was Isinbaeva's 14th world record outdoors.

The final had been postponed for two days because of gale force winds.

Qualifying round (4.45 or top 12 to final) (Aug 7)

Group A qualifiers: Rogowska, Polnova, Schwartz & Hingst 4.45; Boslak, Agirre & O'Hara 4.40

Non-qualifiers: Janine Whitlock GBR 4.40; Kirsten Belin SWE, Thórey Edda Elisdóttir ISL, Takayo Kondo JPN, Melina Hamilton NZL & Natalya Kushch UKR 4.15; Kelsie Hendry CAN & Zhao Yingying CHN 4.00

Group B qualifiers: Isinbaeva, Pyrek & Gao 4.45; Ellis, Hamáčková & Grigorieva 4.40

Non-qualifiers: Fabiana Murer BRA & Stacy Dragila USA 4.40; Anzhela Balakhonova UKR, Kriztina Molnár HUN & Afroditi Skafida GRE 4.15; Elisabete Tavares POR & Teja Melnik SLO 4.40; Anna Fitidou CYP & Nadine Rohr SUI NH

Osaka 2007

Final (Aug 28)

1, Yelena Isinbaeva	RUS	4.80
2, Kateřina Baďurová	CZE	4.75
3, Svetlana Feofanova	RUS	4.75
4, Monika Pyrek	POL	4.75
5, Vanessa Boslak	FRA	4.70
=6, Fabiana Murer	BRA	4.65
Yuliya Golubchikova	RUS	4.65
8, Anna Rogowska	POL	4.60

9, Tatyana Polnova RUS 4.60; 10, Jenn Stuczynski USA 4.50; 11, Kym Howe AUS 4.50; Silke Spiegelburg GER NH

Series	4.35	4.50	4.60	4.65	4.70	4.75	4.80	5.02
Isinbaeva				o			xo	xxx
Baďurová	o	o	o		xxo	o	xxx	

While Isinbaeva had twice been over 4.90 during 2007, it had not been a vintage season for her, and she was being pressed closely by Stuczynski who cleared 4.88 before Osaka. In Japan, however, the American was nursing an ankle injury and could clear only 4.50 in the final. Isinbaeva opened at 4.65, and then passed to 4.80, at which point Baďurová with a first-time clearance at 4.75, led on countback over Feofanova and Pyrek. Isinbaeva then made 4.80 on her second attempt, and so retained her title with just three jumps. The strength of the competition was such that third to ninth achieved the best marks for those position, making it the best ever in terms of depth.

Qualifying round (4.55 or top 12 to final) (Aug 26)

Group A qualifiers: Stuczynski, Baďurová, Golubchikova, Feofanova, Murer & Rogowska 4.55

Non-qualifiers: Naroa Agirre ESP & Jillian Schwartz USA 4.50; Julia Hütter GER 4.45; Carolin Hingst GER, Afroditi Skafida GRE, Minna Nikkanen FIN, Zhang Yingning CHN & Takayo Kondo JPN 4.35; Alejandra Garcia ARG & Alana Boyd AUS 4.20

Group B qualifiers: Polnova, Isinbaeva, Pyrek, Howe, Boslak & Spiegelburg 4.55

Non-qualifiers: Gao Shuying CHN 4.50; Niki McEwen USA, Pavla Rybová CZE, Thórey Edda Elisdóttir ISL & Roslinda Samsu MAS 4.35; Hanna-Mia Persson SWE, Kate Dennison GBR, Anna Katharina Schmid SUI 4.20; Vicky Parnov AUS Joana Costa BRA & Elisabete Tavares POR 4.05

Berlin 2009

Final (Aug 17)

1, Anna Rogowska	POL	4.75
=2, Monika Pyrek	POL	4.65
Chelsea Johnson	USA	4.65
4, Silke Spiegelburg	GER	4.65
5, Fabiana Murer	BRA	4.55
6, Kate Dennison	GBR	4.55
=7, Anna Batke	GER	4.40
Tatyana Polnova	RUS	4.40

9, Aleksandra Kiryashova RUS 4.40; 10, Kristina Gadschiew GER 4.40; Yelena Isinbaeva RUS NH; Yuliya Golubchikova RUS DNS

Series	4.25	4.40	4.55	4.65	4.75	4.80
Rogowska	o	o	xo	o	xxx	
Pyrek	o	o	o	o	xx	x
Johnson	o	o	o	o	xxx	
Spiegelburg	o	xo	xo	xxx		
Murer	o	o	o	xxx		
Dennison	o	o	xo	xxx		
Batke	o	o	xxx			
Polnova	o	o	xxx			

Isinbaeva had won seven global titles since losing at the 2003 World Championships. In qualifying she had a huge clearance at 4.55 which appeared to be worth 5m+, but in the final her bubble burst. Despite clearing 4.70 in warm-up, she failed at her opening height of 4.75, at which point only four other jumpers were still in the competition. Pyrek and Johnson, faultless to that height, shared the lead, with Rogowska (one failure) ahead of Spiegelburg. When Rogowska cleared 4.75 first time to take the lead, Isinbaeva moved to 4.80, which, shockingly, she missed twice.

Johnson – daughter of 1972 Olympic bronze medallist Jan Johnson – shared the silver with Pyrek, who placed in the top four for the fifth time. Isinbaeva afterwards stated that her “mind was absent,” but “I do not regret I did not start at lower heights because even if I cleared 4.65 it would mean nothing.” The following week in Zürich, Isinbaeva broke her world record with 5.06.

Qualifying round (4.60 or top 12 to final) (Aug 15)

Group A qualifiers: Murer, Rogowska, Golubchikova, Dennison, Batke & Polnova 4.55

Non-qualifiers: Anna Giordano Bruno ITA & Nicole Büchler SUI 4.50; Joanna Pirowska POL, Stacy Dragila USA, Marianna Zahariadi CYP & Sandra-Hélène Tavares POR 4.25; Télié Mathiot FRA & Romana Maláčová CZE 4.10; Gao Shuying CHN NH
Group B qualifiers: Spiegelburg, Isinbaeva, Johnson, Pyrek & Kiryashova 4.55; Gadschiew 4.50
Non-qualifiers: Jillian Schwartz USA 4.50; Kelsie Hendry CAN, Jirina Ptáčníková CZE, Li Ling CHN, Nikoléta Kiriakopóulou GRE & Minna Nikkanen FIN 4.40
 Naroa Agirre ESP 4.40; Roslinda Samsu MAS 4.25; Takayo Kondo JPN & Lim Eun-ji KOR 4.10

Daegu 2011

Final (Aug 30)

1,	Fabiana Murer	BRA	4.85
2,	Martina Strutz	GER	4.80
3,	Svetlana Feofanova	RUS	4.75
4,	Jenn Suhr	USA	4.70
5,	Yarisley Silva	CUB	4.70
6,	Yelena Isinbaeva	RUS	4.65
7,	Jirina Ptáčníková	CZE	4.65
8,	Nikoléta Kiriakopóulou	GRE	4.65
9,	Silke Spiegelburg	GER	4.65; =10, Kristina Gadschiew GER, Monika Pyrek POL & Anna Rogowska POL 4.55

Series	4.30	4.45	4.55	4.65	4.70	4.75	4.80	4.85
Murer	-	-	o	o	-	o	xo	o
Strutz	xx	x	-	-	-	-	-	-
Strutz	-	xo	o	o	o	xo	o	x
Strutz	xx	-	-	-	-	-	-	-
Feofanova	-	o	o	o	-	o	xxx	-
Suhr	-	-	o	o	xo	xxx	-	-
Silva	-	o	o	o	xxx	xxx	-	-
Isinbaeva	-	-	-	o	x	xx	-	-
Ptáčníková	o	o	xo	o	xxx	-	-	-
Kiriakopóulou	o	-	o	xo	xxx	-	-	-

As usual, the focus was on Isinbaeva, who returned from an hiatus in 2010 to vault 4.85 indoors then win in Stockholm at the end of July. Nine woman athletes went clear at 4.65 in the final, but four were lost at 4.70, a height which only Suhr and Strutz cleared. Feofanova and Murer cleared 4.75 first time, and Isinbaeva passed to 4.80 after a failure, while Suhr went out. Strutz took the lead with a first-time clearance at a national record 4.80, a height which Murer made second time. Both Feofanova and Isinbaeva failed at 4.80, leaving the former with the bronze and "Issy" only sixth. Murer then produced the best vault of the day, easily clearing 4.85 to equal her South American record, Strutz missed at 4.90 in an attempt to take gold from the Brazilian.

Qualifying round (4.60 or top 12 to final) (Aug 28)

Group A qualifiers: Strutz, Suhr, Spiegelburg & Feofanova 4.55; Pyrek 4.50
Non-qualifiers: Alana Boyd AUS & Kylie Hutson USA 4.50; Anna Katharina Schmid SUI, Anastasiya Shvedova BLR, Tina Šutej SLO & Dailis Caballero CUB 4.40; Kelsie Hendry CAN, Maria Eleonor Tavares POR & Malin Dahlström SWE 4.25; Holly Bleasdale GBR & Cathrine Larsåsen NOR NH
Group B qualifiers: Murer, Rogowska, Isinbaeva, Ptáčníková, Silva & Kiriakopóulou 4.55; Gadschiew 4.50
Non-qualifiers: Kate Dennison GBR & Nicole Büchler SUI 4.50; Choi Yun-Hee KOR, Lacy Janson USA & Anna Giordano Bruno ITA 4.40; Caroline Bonde Holm DEN, Jillian Schwartz ISR & Li Ling CHN 4.25; Tori Pena IRL 4.10; Ana Pinero ESP NH

Moscow 2013

Final (Aug 13)

1,	Yelena Isinbaeva	RUS	4.89
2,	Jenn Suhr	USA	4.82
3,	Yarisley Silva	CUB	4.82
4,	Silke Spiegelburg	GER	4.75
=5,	Fabiana Murer	BRA	4.65
	Anastasiya Savchenko	RUS	4.65
7,	Angelina Zhuk-Krasnova	RUS	4.65
=8,	Lisa Ryzih	GER	4.55
	Jirina Svobodová	CZE	4.55
10,	Kristina Gadschiew	GER	4.45; 11, Li Ling CHN 4.45; 12, Marion Lotout FRA 4.45

Series	4.30	4.45	4.55	4.65	4.75	4.82	4.89	5.07
Isinbaeva	-	-	-	xo	o	xo	o	xxx
Suhr	-	-	o	-	o	xo	xxx	-
Silva	-	-	o	xxx	o	xxx	xxx	-
Spiegelburg	-	o	o	o	o	xxx	-	-
Murer	-	-	o	o	o	xxx	-	-
Savchenko	o	o	o	o	xxx	-	-	-
Zhuk-Krasnova	o	o	o	xo	xxx	-	-	-
Ryzih	-	o	xo	xxx	-	-	-	-
Svobodová	-	o	xo	xxx	-	-	-	-

In a competition enjoyed more than any other by a boisterous crowd, three women cleared more than 4.80 for the first time in a championship. Poor Spiegelburg was left empty-handed despite being clean up to and including 4.75. At 4.82, the three medallist emerged as the German was eliminated.

Both Suhr and Isinbaeva cleared on their second attempt, and Silva had the best clearance of the three with her final jump. Isinbaeva began the jumping at 4.89 with a clearance which was worth 5.00. Suhr and Silva each had good jumps, but the gold belonged to Isinbaeva – her ninth global title.

Qualifying round (4.60 & top 12 to final) (Aug 11)

Group A qualifiers: Spiegelburg, Isinbaeva, Li, Gadschiew, Lotout & Silva 4.55
Non-qualifiers: Becky Holliday USA & Nikolía Kiriakopóulou GRE 4.45; Karla da Silva BRA 4.30; Kylie Hutson USA & Anna Rogowska POL NH
Group B qualifiers: Zhuk-Krasnova, Svobodová, Savchenko, Suhr, Ryzih & Murer 4.55
Non-qualifiers: Nicole Büchler SUI, Angelica Bengtsson SWE & Carolin Hingst GER 4.45; Tori Pena IRL 4.30; Stélla-Iró Ledáki GRE NH

POLE VAULT

Multiple Medallists:

4	Svetlana Feofanova	RUS	01-2, 03-1, 07-3, 11-3
	Yelena Isinbaeva	RUS	03-3, 05-1, 07-1, 13-1
3	Monika Pyrek	POL	01-3, 05-2, 09-2=
2	Stacy Dragila	USA	99-1, 01-1

Most Finals:

6	Pyrek	01-3, 03-4=, 05-2, 07-4, 09-2=, 11-10=
	Isinbaeva	03-3, 05-1, 07-1, 09-nh, 11-6, 13-1

Most Appearances:

6	Pyrek	01-3, 03-4=, 05-2, 07-4, 09-2=, 11-10=
	Isinbaeva	03-3, 05-1, 07-1, 09-nh, 11-6, 13-1
	Anna Rogowska	POL 03-7, 05-6=, 07-8, 09-1, 11-10=, 13-nh/Q

National Placings:

	1	2	3	4	5	6	7	8	Points
RUS	4	1	3	1	1=	1+1=	1+1=	2	76.5
POL	1	1+1=	1	1+1=	-	1=	1	1	42.5
USA	2	1+1=	-	1+1=	-	-	-	-	39
GER	-	2	-	2	1	1	1+1=	1=	35
CZE	-	1	1	-	-	2=	1	1+1=	21.5
BRA	1	-	-	-	1+1=	1=	-	-	18
AUS	-	1	1	-	-	-	-	-	11
CUB	-	-	1	-	1	-	-	-	10
CHN	-	-	-	-	2	-	-	-	8
UKR	-	1	-	-	-	-	-	-	7
HUN	-	-	-	1	-	-	-	-	5
FRA	-	-	-	-	1	-	-	1	5
GBR	-	-	-	-	-	1	-	-	3
ISL	-	-	-	-	-	1	-	-	3
CAN	-	-	-	-	-	1=	-	-	2.5
GRE	-	-	-	-	-	-	-	1	1
Totals	8	7+2=	7	7+2=	6+2=	4+6=	4+2=	6+2=	288

Long Jump

Helsinki 1983

Final (Aug 14)

1,	Heike Daute	GDR	7.27w	(2.2)
2,	Anişoara Cuşmir	ROU	7.15w	(3.4)
3,	Carol Lewis	USA	7.04w	(4.3)
4,	Tatyana Proskuryakova	URS	7.02	(1.4)
5,	Beverly Kinch	GBR	6.93w	(4.6)

6,	Zsuzsa Vanyek	HUN	6.81	(1.4)
7,	Eva Murková	TCH	6.80w	(3.3)
8,	Robyn Lorraway	AUS	6.65	(0.8)

Legal bests:

Daute	7.02	(1.6)
Çuşmir	7.00	(1.2)
Lewis	6.93	(1.1)
Kinch	6.90	(1.4)
Murková	6.71	(-2.9)

9, Valy Ionescu ROU 6.62 (1.1); 10, Jarmila Strejčková TCH 6.56 (0.9); 11, Jennifer Inniss GUY 6.54 (1.1); 12, Helga Radtke GDR 6.44 (1.9)

Series	1	2	3	4	5	6
Daute	6.91w	7.02	7.27w	7.16w	6.79	7.26w
Çuşmir	7.00	6.87	7.15w	7.02w	x	6.99
Lewis	6.93	6.89	x	7.04w	6.69	6.73
Proskuryakova	6.83	6.91w	x	6.98	6.96w	7.02
Kinch	6.90	6.81	6.93w	6.82	6.82w	6.87
Vanyek	6.81	6.54w	6.41w	4.88w	6.81	x
Murkova	x	x	6.80w	x	6.71	6.72w
Lorraway	6.65	x	x	x	x	x

An extraordinary standard was evident after the first six jumps of the final, by which time Beverly Kinch's new Commonwealth record of 6.90 was good enough only for fourth place. The leader on 7.00 was world record holder Çuşmir, while in second place was Carol Lewis, younger sister of Carl.

In round 2, European Junior Champion Daute overtook Çuşmir with her 7.02. The Romanian countered with 7.15w in the third, but the GDR jumper, only 18, immediately followed with 7.27w despite falling back.

The fourth round saw Proskuryakova move into third place on 6.92, into a headwind. Çuşmir and Daute each produced 7m leaps, but neither improved. Lewis did: 7.04w to go into third. No-one improved in the last two rounds except Proskuryakova, whose final effort of 7.02 solidified her fourth place. Daute finished in style with a windy 7.22.

Qualifying round (6.40 or top 12 to final) (Aug 7)

Group A qualifiers: Daute 6.65 (1.6); Daute 6.65 (1.1); Lorraway 6.65 (1.6); Proskuryakova 6.63 (1.8); Ionescu 6.44 (-0.9); Strejčková 6.40 (0.5)

Non-qualifiers: Shonel Ferguson BAH 6.29w (5.7) & 6.24 (1.9); Lena Wallin SWE 6.19 (0.9); Esmeralda García BRA 6.15w (2.4) & 6.08 (0.3); Heidi Benserud NOR 5.92 (1.2); Jacinta Bartholemeu GRN 5.77w (2.6) & 5.72 (0.9); Marie-Ange Wirtz SEY 5.20 (1.6); Kim Moh CAM 4.90w (2.1) & 4.83 (1.6); Sabine Everts FRG, Arja Jusilla FIN & Nicole Tombezog CAF NM; Jackie Joyner USA DNS

Group B qualifiers: Çuşmir 6.76w (2.4); Vanyek 6.60 (0.7); Murková 6.57 (0.3); Radtke 6.53 (1.9); Inniss 6.45 (1.2); Kinch 6.43 (0.4)

Non-qualifiers: Gwen Loud USA 6.37 (1.3); Madeline de Jesús PUR 6.12w (2.9) & 6.10 (0.7); Halcyon McKnight JAM 6.03 (0.8); Huang Donghuo CHN 5.90 (1.6); Rose King IVB 5.40w (2.3); Mariam Traore BUR 4.90 (1.4); Mercy Kuttan IND & Christina Sussiek FRG NM; Karen Nelson CAN, Glynis Nunn AUS & Svetlana Zorina URS DNS

Rome 1987**Final (Sep 4)**

1,	Jackie Joyner-Kersey	USA	7.36	(0.4)
2,	Yelena Belevskaya	URS	7.14	(-0.6)
3,	Heike Drechsler	GDR	7.13	(-0.7)
4,	Helga Radtke	GDR	7.01	(-0.1)
5,	Galina Chistyakova	URS	6.99	(0.9)
6,	Irina Valyukovich	URS	6.89	(-0.9)
7,	Jennifer Inniss	USA	6.80	(-0.8)
8,	Nicole Boegman	AUS	6.63	(-0.5)

9, Lyudmila Ninova BUL 6.50 (-0.1); 10, Siliya Moneva BUL 6.45 (-0.3); 11, Sheila Echols USA 6.39 (-1.0); 12, Lene Demstz DEN 6.11 (-0.8)

Series	1	2	3	4	5	6
Joyner-Kersey	6.91	7.12	7.36	6.95	6.95	6.99
Belevskaya	6.17	6.81	6.74	7.14	6.92	6.98
Drechsler	6.91	7.03	7.13	5.62	-	-
Radtke	6.95	6.56	7.01	x	-	6.95
Chistyakova	6.99	6.74	x	x	6.83	6.80
Valyukovich	6.80	6.41	6.80	6.83	6.66	6.89
Innis	6.80	6.77	6.72	x	x	6.51
Boegman	x	6.41	6.63	6.37	x	6.22

The clash of the two co-world record holders – Drechsler (née Daute) and Joyner-Kersey – was spoiled by an injury to Drechsler's left knee which prevented her from taking her last two jumps.

Even so, the GDR athlete would have needed to be at her best to have defeated the American, who leapt 7.36 in the third round. Joyner-Kersey, who won the heptathlon three days earlier, was initially given a red flag for her winning jump. This decision was reversed on closer inspection of the plasticine.

Drechsler, about to lose for the first time since 1985, was pushed back into third place when Belevskaya leapt 7.14 in the fourth round.

Qualifying round (6.58 or top 12 to final) (Sep 3)

Group A qualifiers: Drechsler 6.95 (0.7); Chistyakova 6.86 (0.7); Valyukovich 6.82 (0.9); Inniss 6.75 (0.0); Moneva 6.71 (0.0); Demitz 6.58 (-0.5)

Non-qualifiers: Ringa Ropo FIN 6.55 (-0.2); Antonella Capriotti ITA 6.31 (0.3); Wang Zhihui CHN 6.28 (0.5); Madeline de Jesús PUR 6.20 (0.5); Beatrice Utundu NGR 6.17w (2.2); Carmen Sirbu ROU 6.00 (-0.2); See Huey Chan SIN 5.49 (-0.9); Jacqueline Ross STV 5.29 (1.7); Eva Murková TCH NM

Group B qualifiers: Joyner-Kersey 6.86w (2.9); Echols 6.61w (2.9); Boegman 6.60 (-0.3); Ninova 6.60 (-0.4); Radtke 6.58 (0.6); Belevskaya 6.58 (-1.3)

Non-qualifiers: Marieta Ilcu ROU 6.50 (-0.3); Sofiya Bozhanova BUL 6.43 (0.7); Eva Karlom SWE 6.31 (1.3); Valy Ionescu ROU 6.30 (1.8); Euphemia Huggins TTO 6.26 (0.9); Eloina Echevarria CUB 6.23 (1.2); Tracy Smith CAN 6.17 (1.1); Sigal Gonen ISR 6.03 (0.6)

Tokyo 1991**Final (Aug 25)**

1,	Jackie Joyner-Kersey	USA	7.32	(0.0)
2,	Heike Drechsler	GER	7.29	(-0.2)
3,	Larisa Berezhnaya	URS	7.11	(0.0)
4,	Yelena Sinchukova	URS	7.04	(1.8)
5,	Susen Tiedtke	GER	6.77	(0.9)
6,	Marieta Ilcu	ROU	6.72	(0.9)
7,	Ljudmila Ninova	AUT	6.72	(-0.5)
8,	Yelena Belevskaya	URS	6.69	(-0.6)

9, Ringa Ropo-Junnilla FIN 6.63 (0.2); 10, Jackie Edwards BAH 6.37 (0.3); 11, Christy Opara-Thompson NGR 6.28 (-0.2); 12, Yinka Idowu GBR 6.16 (-0.4)

Series	1	2	3	4	5	6
Joyner-Kersey	7.32	x	-	x	-	7.11
Drechsler	7.09	7.16	7.29	6.99	7.08	6.94
Berezhnaya	7.11	6.92	x	6.86	6.81	6.91
Sinchukova	6.84	6.95	7.00	6.68	7.04	6.90
Tiedtke	6.55	6.65	6.63	x	6.77	6.74
Ilcu	6.55	x	6.70	6.70	6.68	6.72
Ninova	x	6.72	6.33	x	x	x
Belevskaya	6.49	6.54	6.68	x	6.41	6.69

Just like 1987, Joyner-Kersey and Drechsler were the two favourites. Joyner-Kersey made the most of the fact that she was the first to jump in the final by leaping 7.32, her best for three years. Drechsler went into second place with 7.09 but slipped to third after Berezhnaya's 7.11. In the second round, the American fouled before Drechsler improved to 7.16. Joyner-Kersey passed her next jump, then Drechsler closed right up with 7.29.

This prompted the defending champion to take her fourth jump. It ended disastrously. Instead of planting her foot on the take-off board, she stepped on the plasticine and twisted her right foot. She landed heavily in the sand and looked to be badly injured. She thought she had broken her leg, but was able to get up and eventually jump again, producing 7.11 in the sixth round.

In the meantime, Drechsler had produced leaps of 6.99 and 7.08. With her last attempt she spanned 6.94, meaning that gold had gone once again to JJK.

Qualifying round (6.65 or top 12 to final) (Aug 24)

Group A qualifiers: Joyner-Kersey 6.91w (2.4); Berezhnaya URS 6.87 (1.9); Tiedtke 6.85w (2.2); Senchukova 6.80 (1.1); Opara-Thompson 6.68 (1.3); Ropo-Junnilla (1.1) 6.66w (2.8) & Edwards 6.66 (1.2)

Non-qualifiers: Liu Shuzhen CHN 6.57 (0.4); Yang Jian CHN 6.56 (0.6); Fiona May GBR 6.54 (1.0); Valentina Ucheddu ITA 6.48 (1.6); Iva Prandzeva BUL 6.30 (0.8); Jayne Moffitt NZL 6.29 (0.4); Tamara Malesev YUG 6.27 (0.9); Flora Hyacinth ISV 6.17w (3.2)

Group B qualifiers: Drechsler 6.87 (0.5); Ninova 6.79 (2.0); Ilcu 6.77 (0.9); Belevskaya 6.70 (1.0); Idowu 6.63w (2.4) & 6.59 (1.5)

Non-qualifiers: Helga Radtke GER 6.62w (3.2) & 6.25 (-0.3); Nicole Staines AUS

6.57w (3.6) & 6.53 (0.6); Wang Chunfang CHN 6.55; Agata Karczmarek POL 6.55 (0.0); Sheila Echols USA 6.47 (1.0); Cindy Greiner USA 6.41 (1.5); Wang Shu-Hwa TPE 6.38w (3.5); Dianne Guthrie JAM 6.37 (1.7); Solange Ostiana AHO, Ragne Kytölä FIN & Renata Nielsen DEN NM

	1	2	3	4	5	6
Uccheddu	x	6.76	x	x	6.74	6.40
Joyner-Kersee	6.74w	x	6.69	6.25	6.59w	6.46
Karczmarek	x	5.57	6.71	5.96	6.71	6.56
Vershina	x	6.66	x	6.62w	3.56	6.41

Stuttgart 1993

Final (Aug 15)

1, Heike Drechsler	GER	7.11	(-0.3)		
2, Larisa Berezhnaya	UKR	6.98	(0.4)		
3, Renata Nielsen	DEN	6.76	(0.6)		
4, Yelena Khlopotnova	UKR	6.75	(0.5)		
5, Lyudmila Galkina	RUS	6.74	(0.5)		
6, Ljudmila Ninova	AUT	6.73	(0.8)		
7, Nicole Boegman	AUS	6.70	(0.2)		
8, Agata Karczmarek	POL	6.57	(0.6)		
9, Susen Tiedtke	GER	6.54 (0.6); 10, Yelena Sincukova	RUS 6.52 (0.5); 11, Mirela Dulgheru	ROU 6.48 (0.7); 12, Valentina Uccheddu	ITA 6.38 (0.3)

Series	1	2	3	4	5	6
Drechsler	6.79	7.09	6.83	7.11	7.10	7.09
Berezhnaya	6.98	x	6.94	x	6.76	-
Nielsen	6.76	6.76	x	6.64	x	6.71
Khlopotnova	6.64	6.75	x	6.57	6.55	6.26
Galkina	x	x	6.74	6.45	x	x
Ninova	6.55	x	5.99	6.73	x	6.62
Boegman	x	6.70	6.48	6.42	6.60	6.68
Karczmarek	x	6.57	x	6.44	x	6.39

Two-time winner Joyner-Kersee was not entered, having been persuaded to concentrate on the heptathlon. This left the way clear for Drechsler to attempt to regain her 1983 title.

The standard was lower than at the previous championships, and the German star was the only one to jump further than seven metres. This she did four times, topped by 7.11 in the third round.

Qualifying round (6.70 or top 12 to final) (Aug 14)

Group A qualifiers: Khlopotnova 6.83 (0.5); Tiedtke 6.66 (0.5); Ninova 6.61 (0.2); Dulgheru 6.56 (-0.6); Sincukova 6.50 (0.6)

Non-qualifiers: Anzhela Atroshchenko BLR 6.36 (0.0); Anna Biryukova RUS 6.36 (0.1); Jackie Edwards BAH 6.33 (0.3); Yinka Idowu GBR 6.30 (0.4); Sheila Echols USA 6.30 (0.2); Antonella Capriotti ITA 6.23 (0.0); Andrea Avila ARG 6.23 (0.2); Dionne Rose JAM 6.15 (-0.3); Terri Horgan IRL 6.11 (0.5); Elma Muros PHI 5.99 (0.5); Camille Jackson USA 5.91 (0.2); Nashwa Morsy EGY 5.48 (-0.1); Sylvie Kabore BUR 5.35 (-0.3); Pastora Chavez HON 4.71 (0.7)

Group B qualifiers: Berezhnaya 6.87 (0.5); Drechsler 6.70 (0.3); Nielsen 6.61 (-0.1); Galkina 6.60 (0.2); Boegman 6.59 (-0.1); Karczmarek 6.48 (0.0)

Non-qualifiers: Valentina Uccheddu ITA 6.48 (0.0); Helga Radtke GER 6.44 (0.3); Fiona May GBR 6.42 (0.1); Marieta Ilcu ROU 6.40 (-0.4); Joanne Wise GBR 6.20 (0.4); Sharon Couch USA 6.19 (0.3); Dedra Davis BAH 6.11 (-0.1); Fatima Yuksel TUR 5.98 (0.3); Sandrine Hennart BEL 5.90 (0.4); Ermelinda Shehu ALB 5.67 (0.1); Solange Ostiana AHO 5.37 (0.3); Beryl Laramé SEY 5.24 (-0.3); Flora Hyacinth ISV NM

Gothenburg 1995

Final (Aug 6)

1, Fiona May	ITA	6.98w	(4.3)
2, Niurka Montalvo	CUB	6.86	(0.5)
3, Irina Mushayilova	RUS	6.83w	(3.0)
4, Olga Rublyova	RUS	6.78	(1.0)
5, Valentina Uccheddu	ITA	6.76	(0.3)
6, Jackie Joyner-Kersee	USA	6.74w	(3.3)
7, Agata Karczmarek	POL	6.71	(0.9)
8, Viktoriya Vershinina	UKR	6.66	(0.0)

Legal bests:

May	6.93	(0.8)
Mushayilova	6.75	(0.9)
Joyner-Kersee	6.69	(0.2)

9, Heike Drechsler GER 6.64w (2.6); 10, Inessa Kravets UKR 6.57 (-2.1); 11, Yelena Khlopotnova UKR 6.53 (0.6); 12, Chantal Brunner NZL 6.43 (0.7); Jackie Edwards BAH NM

Series	1	2	3	4	5	6
May	6.93	x	6.87	x	6.64	6.98w
Montalvo	6.42	x	6.70	6.62	x	6.86
Mushayilova	6.75	6.52	6.82w	6.76w	6.83	x
Rublyova	6.61w	6.65w	6.78	6.77w	6.68w	6.31w

Former World Junior champion Fiona May was not put off by the changing wind conditions which varied from 1.1 headwinds to assisting winds of 4.3. The Italian, who represented Britain until 1993, opened with 6.93, a distance no-one else would better. In the final round she improved to 6.98w despite hitting her head on the marker board beside the pit.

It was a big upset that Drechsler and Joyner-Kersee – winners of the past three world titles – did not win a medal between them. JJK, troubled by ankle and Achilles problems, only managed 6.74w for sixth place. Drechsler was in form and opened the contest with a foul further than seven metres. But she fouled again and her third leap of 6.64w was two centimetres short of eighth place.

Qualifying round (6.75 or top 12 to final) (Aug 5)

Group A qualifiers: May 6.76w (2.6); Drechsler 6.70 (1.0); Montalvo 6.69w (2.6) & 6.35 (-0.3); Mushayilova 6.63w (2.1) & 6.41 (1.8); Khlopotnova 6.63w (2.7) & 6.38 (1.2); Edwards 6.59 (1.0); Brunner 6.53w (2.7)

Non-qualifiers: Nicole Boegman AUS 6.51 (-0.9); Niki Xanthou GRE 6.50 (0.4); Lyudmila Galkina RUS 6.49 (1.3); Yao Weli CHN 6.49 (1.3); Andrea Avila ARG 6.39w (2.3) & 6.34 (1.5); Valentina Gotovska LAT 6.32 (1.4); Sharon Couch USA 6.30 (1.9); Ksenija Predikaka SLO 6.30w (2.1); Dionne Flose JAM 6.07w (2.1); Elma Muros PHI 6.01w (3.6) & 5.98 (1.2); Nilufar Yeasmin BAN 5.40w (3.2); Tunde Vaszi HUN & Pastora Chavez HON NM

Group B qualifiers: Rublyova 6.74 (0.5); Krawetz 6.73 (-0.6); Joyner-Kersee 6.73 (0.3); Vershinina 6.72w (2.1); Karczmarek 6.54w (2.3) & 6.44 (-0.8); Uccheddu 6.53 (0.0)

Non-qualifiers: Marieke Veltman USA 6.50 (0.1); Pat Itanyi NGR 6.46 (1.5); Lacena Golding JAM 6.45 (1.2); Nadine Caster FRA 6.43 (0.8); Renata Nielsen DEN 6.42 (0.0); Claudia Gerhardt GER 6.40 (2.0); Flora Hyacinth ISV 6.36 (0.7); Ljudmila Ninova AUT 6.32 (-1.4); Fatma Dulkan TUR 6.22 (0.9); Beryl Laramé SEY 5.50 (1.5); Deborah Rugama NCA 4.88w (4.2); Hei Koiuila FIN, Voula Patoulidou GRE & Ana Liku TGA NM

Athens 1997

Final (Aug 9)

1, Lyudmila Galkina	RUS	7.05	(0.6)	
2, Niki Xanthou	GRE	6.94	(0.1)	
3, Fiona May	ITA	6.91	(0.8)	
4, Heike Drechsler	GER	6.89	(-0.1)	
5, Jackie Joyner-Kersee	USA	6.79	(0.7)	
6, Susen Tiedtke-Greene	GER	6.78	(-0.1)	
7, Viktoriya Vershinina	UKR	6.71	(0.8)	
8, Erica Johansson	SWE	6.64	(-0.3)	
9, Magdalena Kristova BUL	6.64 (0.4); 10, Marion Jones	USA 6.63 (0.0); 11, Sharon Jaklofsky	NED 6.61 (1.0); 12, Chioma Ajunwa	NGR 5.21 (-0.3)

Series	1	2	3	4	5	6
Galkina	6.89	6.85	x	7.05	x	-
Xanthou	x	6.69	6.93	6.94	x	x
May	6.91	x	x	6.78	6.66	x
Drechsler	6.62	x	6.69	4.90	6.87	6.89
Joyner-Kersee	6.79	6.78	x	6.72	6.78	6.80
Tiedtke-Greene	6.75	x	x	6.78	6.54	6.7
Vershina	4.28	6.71	x	x	6.56	6.64
Johansson	x	6.54	6.64	6.54	5.34	6.41

The shock winner of the Olympic gold medal, Ajunwa, led the qualifiers by a whopping 21cm margin at 7.01 but, her left thigh heavily strapped, she hurt herself on her first jump in the final and had to be carried off on a stretcher. Defending champion May led the final with her opening leap of 6.91 until local heroine Xanthou went ahead by 2cm in the third round. However, one round later the 1995 world indoor champion Galkina, a former world junior triple jump record holder, stretched out to a timely personal best of 7.05. Xanthou improved slightly to 6.94 to consolidate second place. May's 6.91 held up for bronze but, with thousands of Greeks whistling in an unsporting attempt to distract her, the British-born Italian marginally fouled her final attempt, landing beyond 7 metres. Drechsler, champion in 1983

and 1993, fell just short of a medal with her last jump and one place ahead of another former world champion and record holder in Jackie Joyner-Kersey. The 100m champion Jones, a novice at this event, placed tenth.

Qualifying Round (6.70 or top 12 to final) (Aug 7)

Group A qualifiers: Ajunwa 7.01 (1.1); Drechsler 6.80 (-0.3); Galkina 6.75 (0.2); Jaktlofsky 6.73 (0.5); Johansson 6.64 (-0.4); Khristova 6.63 (0.2); Joyner-Kersey 6.62 (-0.8); Jones 6.59 (-0.3)

Non-qualifiers: Heli Koivula FIN 6.57 (-0.2); Yelena Shekhovtsova UKR 6.52 (-0.4); Tünde Vaszi HUN 6.52 (0.4); Lacena Golding JAM 6.50 (-0.1); Renata Nielsen DEN 6.49 (0.1); Linda Ferga FRA 6.46 (-0.2); Valentina Gotovska LAT 6.20 (0.2); Sabine Braun GER 6.20 (0.4); Andrea Avila ARG 6.08 (1.1); Voula Patoulidou GRE 5.93 (-0.9); Siulolo Liku TGA 5.83 (0.7); Gilda Massa PER 5.51 (-0.6)

Group B qualifiers: May 6.73 (-0.1); Tiedtke-Greene GER 6.72 (0.2); Vershinina UKR 6.66 (1.0); Xanthou GRE 6.62 (0.3)

Non-qualifiers: Joanne Wise GBR 6.52 (0.5); Ljudmila Ninova AUT 6.50 (0.6); Nina Perevedentseva RUS 6.45 (-0.4); Agata Karczmarek POL 6.44 (0.5); Yelena Pershina KAZ 6.38 (0.5); Jackie Edwards BAH 6.38 (-0.6); Sharon Couch USA 6.37 (-0.1); Nadine Caster FRA 6.37 (-0.3); Yelena Donkina RUS 6.29 (0.9); Chantal Brunner NZL 6.26 (0.2); Eunice Barber SLE 6.19 (0.2); Jelena Blazevica LAT 6.18 (0.6); Yelena Lemeshevskaya BLR 6.07 (-0.2); Luciana dos Santos BRA 5.92 (0.7); Anja Valant SLO 5.77 (1.0); Elisa Pérez DOM 5.67 (0.0); Vera Bregu ALB 5.58 (-0.4); Maria Fleischmann GUA 5.25 (0.2); Isis Moreno PAN 5.08 (-0.9)

Seville 1999

Final (Aug 23)

1,	Niurka Montalvo	ESP	7.06	(-0.1)			
2,	Fiona May	ITA	6.94	(-0.2)			
3,	Marion Jones	USA	6.83	(-0.2)			
4,	Lyudmila Galkina	RUS	6.82	(0.0)			
5,	Joanne Wise	GBR	6.75	(-0.3)			
6,	Dawn Burrell	USA	6.74	(0.0)			
7,	Susen Tiedtke	GER	6.68	(-0.1)			
8,	Maurren Maggi	BRA	6.68	(0.1)			
9,	Nicole Boegman AUS 6.63 (-0.3);	10,	Erica Johansson SWE 6.63 (-0.1);	11,	Olga Rublyova RUS 6.56 (0.9);	12,	Shana Williams USA 6.52 (0.0)

Series	1	2	3	4	5	6
Montalvo	6.80	6.77	x	6.88	x	7.06
May	6.92	x	6.94	x	x	6.87
Jones	6.79	6.62	6.73	x	6.82	x
Galkina	6.70	6.71	6.52	6.64	6.68	6.82
Wise	6.75	6.55	6.46	6.69	4.83	6.71
Burrell	6.60	6.74	6.51	6.69	6.57	4.84
Tiedtke	6.68	x	x	x	x	6.59
Maggi	x	6.53	6.68	x	6.47	x

There was controversy surrounding the winning jump of Spain's Montalvo, runner-up to May in the 1995 World Championships when she represented Cuba. May, who led the qualifying with 7.04, opened with 6.92 and 6.94 and grew steadily more tense as all the other contenders fell short of the target. Montalvo, who had only qualified for the final on her third and last attempt, came closest with 6.88 in round 4, while third placed Jones improved in round 5 when Montalvo had a huge but invalid jump. Jones' final effort was a very narrow foul of beyond 7m but Montalvo uncorked the jump of her life. It was measured at 7.06 ... but was her toe over the board? Montalvo stated: "My last attempt was clearly valid. The take-off board shows no mark to indicate a foul." In contrast, a disgruntled May asserted: "It was obviously a foul. You could tell that by the replays."

Qualifying round (6.80 or top 12 to final) (Aug 21)

Group A qualifiers: May 7.04 (0.2); Montalvo 6.78 (-0.2); Rublyova 6.76 (0.0); Wise 6.75 (0.1); Boegman 6.63 (-0.2); Burrell 6.62 (0.2)

Non-qualifiers: Tatiana Kotova RUS 6.62 (0.6); Baya Rahouli ALG 6.55 (-1.0); Aurélie Félix FRA 6.54 (0.1); Yelena Kashcheyeva KAZ 6.40 (-0.6); Yelena Shekhovtsova UKR 6.39 (-0.4); Jackie Edwards BAH 6.23 (-0.5); Yelena Bobrovskaya KGZ 6.07 (0.3); Luciana dos Santos BRA 6.00 (0.2); Vanessa Monar CAN NM; Chioma Ajunwa NGR DNS

Group B qualifiers: Galkina 6.88 (0.0); Jones 6.81 (0.0); Johansson 6.79 (-0.8); Tiedtke 6.67 (0.1); Maggi 6.66 (0.1); Williams 6.63 (-0.1)

Non-qualifiers: Agata Karczmarek POL 6.58 (0.1); Valentina Gotovska LAT 6.55 (0.0); Guan Yingnan CHN 6.55 (0.1); Yelena Pershina KAZ 6.51 (0.1); Tatiana Ter-Mesrobian RUS 6.47 (-0.2); Viktoriya Vershinina UKR 6.44 (0.5); Chantal Brunner NZL 6.40 (0.0); Tünde Vaszi HUN 6.39 (-0.3); Niki Xanthou GRE 6.34 (0.2); Sharon Jaktlofsky NED 6.31 (0.9); Eva Dolezalová CZE 6.22 (-0.8); Flora Hyacinth ISV NM

Edmonton 2001

Final (Aug 7)

1,	Fiona May	ITA	7.02w	(2.6)
2,	Tatiana Kotova	RUS	7.01w	(3.6)
3,	Niurka Montalvo	ESP	6.88w	(2.1)
4,	Tünde Vaszi	HUN	6.86	(1.7)
5,	Valentina Gotovska	LAT	6.84w	(3.5)
6,	Niki Xanthou	GRE	6.76w	(3.1)
7,	Maurren Maggi	BRA	6.73	(-0.6)
8,	Lyudmila Galkina	RUS	6.70	(0.1)

Legal bests:

May	6.97	(1.2)
Kotova	6.82	(0.2)
Montalvo	6.76	(1.4)
Gotovska	6.67	(1.5)
Xanthou	6.61	(1.7)

9, Guan Yingnan CHN 6.69w (3.5) & 5.12 (0.3); 10, Elva Goulbourne JAM 6.62 (1.2); 11, Kumiko Ikeda JPN 6.44 (1.2); Jenny Adams USA NM

Series	1	2	3	4	5	6
May	6.86w	6.97	7.02w	6.73	6.97	6.80w
Kotova	6.60	6.82	6.67	7.01w	6.81w	x
Montalvo	6.73w	x	6.59	6.88w	6.76	6.54
Vaszi	6.68	x	6.86	6.84	x	x
Gotovska	6.84w	6.67	6.66	x	6.59w	6.23
Xanthou	6.61	x	6.76w	6.67w	x	6.57
Maggi	6.40	6.46	6.73	x	6.67w	x
Galkina	6.56	6.67	6.70	x	6.61w	x

Fiona May regained her title to become the first athlete to win World golds across three decades. She was World Junior Champion in 1988 and won world titles indoors in 1997 and outdoors in 1995 and now 2001. The British-born Italian had not been fancied to win, with a season's best of just 6.79. Yet she improved to 6.80 in the qualifying round where former champion Drechsler, her right thigh strapped, was eliminated.

In the final, May led all the way, starting with a 6.86w then 6.97 and 7.02w, which was also measured at 7.16w from her take-off point behind the edge of the board. In the fourth round Kotova – the favourite – spanned 7.01w (7.12w from take-off) while defending champion Montalvo moved into the bronze medal position. That was how it stayed until the finish. After the event, May announced she would be taking a rest from competition in 2002.

Qualifying round (6.70 or top 12 to final) (Aug 5)

Group A qualifiers: May 6.80 (1.0); Vaszi 6.71 (-1.4); Montalvo 6.65 (-0.5); Galkina 6.62 (0.2); Goulbourne 6.60 (-0.5); Adams 6.48 (-2.5)

Non-qualifiers: Yelena Kashcheyeva KAZ 6.46 (0.4); Maho Hanooka JPN 6.43 (0.8); Chioma Ajunwa NGR 6.43 (-0.3); Jackie Edwards BAH 6.42 (-0.3); Olga Rublyova RUS 6.27 (-0.4)

Group B qualifiers: Maggi 6.74 (0.4); Guan 6.66 (0.6); Xanthou 6.66 (-1.1); Gotovska 6.58 (-0.9); Kotova 6.54 (-1.1); Ikeda 6.49 (-0.3)

Non-qualifiers: Chantal Brunner NZL 6.39 (-0.8); Aurélie Félix FRA 6.37 (1.0); Alice Falaiye CAN 6.04 (0.1); Yelena Bobrovskaya KGZ 5.93 (-0.1); Heike Drechsler GER 4.45 (-1.7)

Paris 2003

Final (Aug 30)

1,	Eunice Barber	FRA	6.99	(0.4)			
2,	Tatiana Kotova	RUS	6.74	(0.1)			
3,	Anju Bobby George	IND	6.70	(1.2)			
4,	Jade Johnson	GBR	6.63	(0.5)			
5,	Olga Rublyova	RUS	6.58	(-0.2)			
6,	Tünde Vaszi	HUN	6.53	(0.5)			
7,	Bronwyn Thompson	AUS	6.48	(-0.3)			
8,	Grace Upshaw	USA	6.47	(0.1)			
9,	Fiona May ITA 6.46 (0.1);	10,	Lyudmila Galkina RUS 6.45 (-1.4);	11,	Valentina Gotovska LAT 6.43 (-0.7);	12,	Conchi Montaner ESP 6.37 (-0.4)

Series	1	2	3	4	5	6
Barber	6.52	6.74	x	6.48	x	6.99
Kotova	x	6.74	x	6.56	6.72	6.63
George	6.61	x	x	6.56	6.70	6.62

	1	2	3	4	5	6
Johnson	6.50	x	6.63	6.42	x	6.53
Rublyova	6.51	6.54	6.58	x	4.75	x
Vaszi	6.47	6.41	6.49	x	6.53	6.52
Thompson	6.48	6.44	6.39	6.39	6.38	6.31
Upshaw	x	6.37	6.47	6.40	x	6.24

Like the men's final, the distances jumped were moderate. Going into the last round Kotova (6.74 & 6.72) led on countback from Barber (6.74 & 6.52). Kotova was the penultimate jumper in the final and her 6.63 changed nothing; the Sierra Leone émigré to France would need 6.73 or better for gold. The crowd were informed of the situation so Barber had thunderous support as she prepared for her effort, the last of the contest. She took off well before the foul line (though not disastrously so) and flew out to a distance which was instantly recognisable as one which would be enough for victory. It was 6.99. Measuring equipment at the take-off board confirmed she had 11cm to spare there, so her "true" distance was 7.10. On the penultimate day of the championships, Barber had won France's first gold in Paris.

Qualifying round (6.65 or top 12 to final) (Aug 28)

Group A qualifiers: Rublyova 6.67 (-0.2); Thompson 6.65 (0.3); Johnson 6.62 (0.5); Vaszi 6.55 (-0.1); Montaner 6.53 (-0.1)

Non-qualifiers: Guan Yingnan CHN 6.51 (0.3); Johanna Halkoaho FIN 6.41 (0.3); Niki Xánthou GRE 6.37 (0.5); Onika James TTO 6.36 (-0.1); Jackie Edwards BAH 6.34 (0.4); Kumiko Ikeda JPN 6.15 (0.0); Anastasiya Zhuravlyeva UZB NM

Group B qualifiers: Barber 6.78 (0.0); Galkina 6.72 (0.2); Bobby George 6.59 (0.2); May 6.57 (0.1); Gotovska 6.56 (0.1); Kotova 6.56 (0.0); Upshaw 6.55 (0.0)

Non-qualifiers: Bianca Kappler GER 6.50 (0.0); Olivia Wöckinger AUT 6.38 (0.0); Elva Goulbourne JAM 6.27 (0.0); Stilianí Plátou GRE 6.21 (-0.1); Yelena Koshcheyeva KAZ 6.13 (0.3); Adina Anton ROU 6.09 (1.0)

Helsinki 2005

Final (Aug 10)

1, Tianna Madison	USA	6.89	(1.1)
2, Eunice Barber	FRA	6.76w	(2.3)
3, Yargelis Savigne	CUB	6.69	(0.1)
4, Anju Bobby George	IND	6.66	(1.4)
5, Oksana Udmurtova	RUS	6.53	(1.0)
6, Grace Upshaw	USA	6.51	(1.4)
7, Kelly Sotherton	GBR	6.42w	(5.4)
8, Jackie Edwards	BAH	6.42w	(2.9)

Legals bests:

Barber	6.70	(-1.4)
Sotherton	6.38	(1.2)
Edwards	6.14	(1.9)

9, Tünde Vaszi HUN 6.32 (1.7); 10, Concepción Montaner ESP 6.32 (1.3); 11, Elva Goulbourne JAM 6.21 (-1.7); Tatyana Kotova RUS DQ (r40.1) (6.79) (1.5)

Series	1	2	3	4	5	6
Madison	x	6.69	6.35	x	6.89	x
Barber	6.44	x	6.31	6.70	x	6.76w
Savigne	6.69	6.34	x	x	6.51	6.67
George	6.66	6.59	6.57	6.51	x	6.56
Udmurtova	6.45w	5.97	6.53	6.46	x	6.28w
Upshaw	6.44	6.24	6.49	6.51	x	6.38
Sotherton	6.38	x	6.42w	x	x	
Edwards	6.14	x	6.42w			
[Kotova]	6.76	6.69	6.79	6.59	6.59	6.53]

Qualifying was headed by Madison with a lifetime best of 6.83, as only two jumpers made the mandatory qualifying of 6.65. The wind and rain played havoc with the final, as in round one the opening jump was aided with a wind of 2.8, while five jumps later the measurement was -1.7. Kotova, the only jumper to produce six measured jumps, led after halfway with 6.79 from the 6.69s of Madison and Savigne. Barber moved into second with 6.70 in round 4. Remarkably the 19 year-old Madison then produced another lifetime best, this time 6.89, to take control of the gold medal. The positions stayed the same, though Barber improved with her 6.76w in the final round. Kotova had the frustrating situation of being the silver medallist for the third time in a row.

In May 2013 it was revealed that re-testing of doping control samples from Helsinki 2005 had shown an adverse finding for Kotova.

Four months later, the IAAF confirmed that the Russian was suspended for two years to January 2015. All her results from Helsinki 2005 to August 9, 2007 were annulled. Barber and Savigne were therefore promoted to silver and bronze.

Qualifying round (6.65 or top 12 to final) (Aug 9)

Group A qualifiers: Montaner 6.65w (2.3); Savigne 6.57 (0.7); Sotherton 6.55 (1.3); Goulbourne 6.53 (0.6); Kotova DQ (r40.1) (6.63) (1.7) (Qualified for final but disqualified in retrospect)

Non-qualifiers: Rose Richmond USA 6.53w (2.5) & 6.38 (1.1); Fiona May ITA 6.51 (-1.0); Marestella Torres PHI 6.46 (0.9); Naide Gomes POR 6.42 (0.1); Natalia Kipeläinen FIN 6.34 (0.9); Ineta Radevičaitė LAT 6.18 (-0.7); Soko Salaciqi FIJ 5.77 (1.7); Martina Darmovzalová CZE 5.74 (-0.5); Kéné Ndoye SEN DNS

Group B qualifiers: Madison 6.66 (1.2); Vaszi 6.62 (-0.9); Barber 6.60 (0.6); Upshaw 6.59 (-0.5); Udmurtova 6.53 (1.6); Bobby George 6.54 (-1.0); Edwards 6.53 (1.5)

Non-qualifiers: Kumiko Ikeda JPN 6.51 (-1.0); Aleksandra Shyshlyuk UKR 6.40 (1.5); Bianca Kappler GER 6.35 (0.9); Ioánná Kafetzí GRE 6.31 (0.0); Adina Anton ROU 6.25 (0.4)

Osaka 2007

Final (Aug 28)

1, Tatyana Lebedeva	RUS	7.03	(0.3)									
2, Lyudmila Kolchanova	RUS	6.92	(-0.3)									
3, Tatyana Kotova	RUS	6.90	(0.5)									
4, Naide Gomes	POR	6.87	(0.7)									
5, Bianca Kappler	GER	6.81	(-0.7)									
6, Maurren Maggi	BRA	6.80	(1.2)									
7, Keila Costa	BRA	6.69	(0.0)									
8, Brittney Reese	USA	6.60	(-1.5)									
9, Anju Bobby George	IND	6.53	(0.9); 10, Tianna Madison	USA	6.47	(0.9); 11, Viktoriya Rybalko	UKR	6.45	(0.0); 12, Jana Veldáková	SVK	6.21	(-1.8)

Series	1	2	3	4	5	6
Lebedeva	6.73	7.03	7.03	x	6.98	-
Kolchanova	x	6.84	x	6.71	6.63	6.92
Kotova	6.80	x	6.75	6.70	x	6.90
Gomes	6.87	6.75	6.61	6.86	6.85	6.80
Kappler	6.81	6.66	6.78	6.55	x	6.49
Maggi	6.41	6.64	6.73	6.80	6.62	6.76
Costa	6.69	6.44	6.66	6.66	x	6.61
Reese	x	6.60	6.58	x	x	6.29

The qualifying round was led by Russian Champion Kolchanova and the ex-heptathlete Gomes who both cleared 6.96. Brazil's Maggi reached 6.95 (or 7.07 from take-off).

Gomes led after the first round of the final with 6.87, with Kappler (6.81) and Kotova (6.80) next. Kolchanova opened round two with 6.84, and Lebedeva then powered off the board to 7.03 (7.08 from take-off). To emphasize the point, Lebedeva repeated her 7.03 in the next round. The Russian backed up her seven metre jumps with 6.98 in the fifth. It turned out to be Russia's day, as Kotova improved to 6.90 to steal the bronze medal from Gomes, increase her "world" medal collection to four, and give Russia her first ever sweep in a World Championship event.

Qualifying round (6.75 or top 12 to final) (Aug 27)

Group A qualifiers: Kolchanova 6.96 (0.5); Maggi 6.95 (0.6); Kappler 6.85 (0.1); Rybalko 6.77 (0.7); George 6.60 (0.5)

Non-qualifiers: Denisa Scerbová CZE 6.58 (0.5); Concepción Montaner ESP 6.55 (0.0); Eunice Barber FRA 6.51 (0.6); Chen Yaling CHN 6.50 (-0.4); Grace Upshaw USA 6.47 (-0.1); Bronwyn Thompson AUS 6.46 (0.4); Rose Richmond USA 6.45 (0.5); Eliane Martins BRA 6.28 (-0.5); Shara Proctor AIA 5.82 (0.7); Carolina Klüft SWE DNS

Group B qualifiers: Gomes 6.96 (1.0); Lebedeva 6.84 (0.0); Reese 6.83 (-0.1); Kotova 6.73 (0.0); Veldáková 6.65 (0.5); Costa 6.61 (0.0); Madison 6.59 (0.0)

Non-qualifiers: Alina Militaru ROU 6.58 (0.8); Malgorzata Trybanska POL 6.49 (0.0); Aleksandra Stadnyuk UKR 6.47 (0.1); Jung Soon-Ok KOR 6.45 (0.0); Janice Josephs RSA 6.44 (-0.2); Kumiko Ikeda JPN 6.42 (-0.3); Elva Goulbourne JAM 6.32 (-0.4); Jackie Edwards BAH 6.29 (0.5)

Berlin 2009

Final (Aug 23)

1, Brittney Reese	USA	7.10	(1.0)
2, Tatyana Lebedeva	RUS	6.97	(1.0)

3,	Karin Melis Mey	TUR	6.80	(0.4)
4,	Naide Gomes	POR	6.77	(0.5)
5,	Olga Kucherenko	RUS	6.77	(1.1)
6,	Shara Proctor	AIA	6.71	(1.2)
7,	Maurren Higa Maggi	BRA	6.68	(0.7)
8,	Ksenija Balta	EST	6.62	(0.3)

9, Brianna Glenn USA 6.59 (-0.1); 10, Teresa Dobijia POL 6.58 (0.7); 11, Nastassia Mironchyk BLR 6.29 (0.0); Keila Costa BRA NM

Series	1	2	3	4	5	6
Reese	6.92	6.85	7.10	x	x	x
Lebedeva	6.78	6.97	x	x	x	x
Mey	6.76	x	6.80	x	x	6.49
Gomes	6.77	x	6.52	6.68	6.69	6.68
Kucherenko	x	x	6.77	6.63	x	6.68
Proctor	x	6.56	6.71	x	x	6.40
Maggi	6.68	x	x	6.64	-	-
Balta	6.62	6.52	x	6.15	6.60	6.57

The qualifying was led by Gomes at 6.86. Reese took the lead in round one of the final with 6.92, which Lebedeva overtook in round two with her seasonal best of 6.97. Reese responded in the next round with 7.10, a lifetime best (measured at 7.17 from take-off), which featured her characteristic basic “hang” style, and little leg extension on landing. Behind these two, Melis improved from 6.76 to 6.80 and moved ahead of Gomes’s opener of 6.77. Reese had originally shown her liking for the big occasion when jumping a personal best in the Osaka qualifying, and the 22 year-old fulfilled her promise here.

Qualifying round (6.75 or top 12 to final) (Aug 21)

Group A qualifiers: Gomes 6.86 (0.2); Maggi 6.68 (0.3); Mironchyk 6.55 (-1.1); Dobijia 6.55 (-0.1); Glenn 6.53 (-0.9); Proctor 6.52 (-0.3)

Non-qualifiers: Yelena Sokolova RUS 6.51 (-1.2); Jung Soon-Ok KOR 6.49 (0.0); Ruky Abdulai CAN 6.45 (-1.7); Irina Meleshina RUS 6.39 (0.1); Funmi Jimoh USA 6.34 (-0.8); Bianca Kappler GER 6.29 (0.2); Viktoriya Molchanova UKR 6.29 (0.1); Ola Sesay SLE 6.23 (-0.9); Sachiko Masumi JPN 6.23 (0.5); Jana Veldáková SVK 6.16 (-0.9); Sirkka-Liisa Kivine EST 6.10 (-1.0); Nina Kolaric SLO 6.00 (-0.5)

Group B qualifiers: Reese 6.78 (0.0); Lebedeva 6.76 (0.1); Kucherenko 6.68 (0.0); Mey 6.67 (0.5); Costa 6.66 (-0.5); Balta 6.59 (0.5)

Non-qualifiers: Jovanee Jarrett JAM 6.43 (1.3); Viktoriya Rybalko UKR 6.40 (-0.6); Éloyse Lesueur FRA 6.40 (0.4); Nataliya Dobrynska UKR 6.38 (-0.7); Yariagnis Argüelles CUB 6.32 (-0.8); Melanie Bauschke GER 6.32 (-0.7); Margrethe Renstrom NOR 6.31 (-0.1); Marestella Torres PHI 6.22 (-0.7); Janice Josephs RSA 6.22 (-0.1); Beatrice Marschek GER 6.19 (-0.7); Alice Falaiye CAN 6.09 (-0.9); Patricia Sylvester GRN 5.92 (0.3)

Daegu 2011

Final (Aug 28)

1,	Brittney Reese	USA	6.82	(0.1)
2,	Olga Kucherenko	RUS	6.77	(0.0)
3,	Ineta Radėvičia	LAT	6.76	(-0.3)
4,	Nastassia Mironchyk-Ivanova	BLR	6.74	(0.2)
5,	Carolina Klüft	SWE	6.56	(0.4)
6,	Janay DeLoach	USA	6.56	(0.3)
7,	Darya Klishina	RUS	6.50	(0.1)
8,	Karin Melis Mey	TUR	6.44	(0.4)

9, Mayokha Johny IND 6.37 (-0.3); 10, Naide Gomes POR 6.26 (-0.2); 11, Maurren Higa Maggi BRA 6.17 (0.6); Funmi Jimoh USA NM

Series	1	2	3	4	5	6
Reese	6.82	x	x	x	x	x
Kucherenko	6.48	6.56	6.65	6.77	x	6.77
Radėvičia	6.61	6.63	6.66	6.61	x	6.76
M-Ivanova	x	6.71	6.74	x	x	x
Klüft	x	6.44	6.56	x	6.37	x
DeLoach	6.32	6.39	x	x	6.32	6.56
Klishina	6.39	6.30	6.49	x	6.50	6.33
Mey	x	6.44	x	x	6.44	6.19

The qualifying round was led by Olympic Champion Maggi at 6.86. That turned out to be longer than the winning jump in the final, where the Brazilian could only reach 6.17 for 11th. Reese jumped 6.82 (or 6.90 from take-off) in the first round, and only Kucherenko, with two jumps at 6.77, could get close to the American.

Reese therefore retained her title with the shortest winning distance in World Championship history. The longest jump of the day was probably by fourth-placer Mironchyk-Ivanova, who cleared an official 6.74

in the third, but the jump was (correctly) measured to where the Belarusian’s ponytail had hit the sand, some 10-15cm behind the mark made by her heels. Ahead of her was Radėvičia, who only moved into a medal place with her last round 6.74, while the ever competitive Klüft took fifth in what was a curiously poor competition.

Qualifying round (6.75 or top 12 to final) (Aug 27)

Group A qualifiers: Reese 6.79 (-0.3); Gomes 6.76 (0.2); Kucherenko 6.67 (0.3); Klüft 6.60 (0.5); DeLoach 6.51 (-0.1)

Non-qualifiers: Bianca Kappler GER 6.48 (0.5); Viktoriya Rybalko UKR 6.45 (0.2); Veronika Shutkova BLR 6.45 (0.1); Bianca Stuart BAH 6.44 (0.6); Marestella Torres PHI 6.31 (0.4); Teresa Dobijia POL 6.30 (-0.2); Lauma Griva LAT 6.27 (0.2); Keila Costa BRA 6.26 (-0.3); Yuliya Tarasova UZB 6.26 (0.4); Jovanee Jarrett JAM 6.19 (0.3); Ola Sesay SLE 5.94 (0.3); Inas Mohamed Gherib EGY 5.48 (0.2)

Group B qualifiers: Maggi 6.86 (-0.1); Mironchyk-Ivanova 6.80 (0.3); Klishina 6.77 (0.0); Jimoh 6.68 (-0.4); Radėvičia 6.59 (0.4); Johny 6.53 (-0.4); Mey 6.52 (-0.2);

Non-qualifiers: Olga Zaytseva RUS 6.50 (0.1)
Blessing Okagbare NGR 6.36 (0.3); Irène Pusterla SUI 6.34 (0.5); Shara Proctor GBR 6.34 (-0.4); Éloyse Lesueur FRA 6.22 (0.4); Nina Kolaric SLO 6.19 (-0.3); Jung Soon-Ok KOR 6.18 (-0.4); Chantel Malone IVB 6.12 (-0.4); Sosthene Taroum Moguenara GER 6.02 (-0.8); Tori Polk USA 5.66 (-0.3); Concepción Montaner ESP NM

Moscow 2013

Final (Aug 11)

1,	Brittney Reese	USA	7.01	(0.2)
2,	Blessing Okagbare	NGR	6.99	(0.2)
3,	Ivana Španović	SRB	6.82	(0.1)
4,	Volha Sudareva	BLR	6.82	(-0.1)
5,	Olga Kucherenko	RUS	6.81	(0.1)
6,	Shara Proctor	GBR	6.79	(0.4)
7,	Darya Klishina	RUS	6.76	(-0.1)
8,	Tori Polk	USA	6.73	(0.2)

9, Yelena Sokolova RUS 6.65 (0.2); 10, Erica Jarder SWE 6.47 (0.3); 11, Janay DeLoach Soukup USA 6.44 (0.1); 12, Sosthene Moguenara GER 6.42 (0.3)

Series	1	2	3	4	5	6
Reese	6.50	7.01	x	x	6.95	x
Okagbare	6.89	6.58	6.68	6.80	6.99	6.96
Španović	6.70	6.64	6.67	x	6.82	6.61
Suhareva	6.66	6.82	6.49	6.45	6.64	6.50
Kucherenko	6.56	6.67	6.67	6.81	6.68	6.72
Proctor	x	6.79	6.60	6.56	6.66	6.69
Klishina	x	6.76	x	6.70	6.69	6.70
Polk	6.65	6.56	6.39	6.73	6.41	x

Defending two-time champion Reese barely made it to the final having placed eighth in her group and 12th overall. The American only advanced on countback because she jumped 6.57 twice whereas Jimoh did so once.

Reese clicked in the final with an accurate 7.01 in the second round. Only Okagbare was able to get close, and her fifth round jump would have won had she been as efficient as Reese on the board. She jumped 6.99, but it was measured at 7.13 from where she took off, as compared to 7.016 by Reese. The American’s win gave her an unprecedented sequence of six consecutive global titles indoors and out since 2009. Španović was third on countback from Sudhareva, each with 6.82. The Belarussian actually had the longer single distance from take-off, 6.914 to 6.843.

Qualifying round (6.75 & top 12 to final) (Aug 10)

Group A qualifiers: Proctor 6.85 (-0.1); Okagbare 6.83 (0.2); Polk 6.75 (0.1); Sokolova 6.70 (0.1); Španović 6.63 (-0.1); Jarder 6.59 (0.4); Kucherenko 6.59 (0.1); Reese 6.57 (-0.2)

Non-qualifiers: Lauma Griva LAT 6.50 (0.3); Lena Malkus GER 6.49 (-0.2); Jana Veldáková SVK 6.48 (0.2); Chantel Malone IVB 6.40 (0.0); Maryna Bekh UKR 6.31 (-0.1); Jana Korešová CZE 6.18 (-0.1); Lynique Prinssloo RSA 6.17 (-0.2)

Group B qualifiers: Sudareva 6.71 (0.1); Klishina 6.70 (0.2); Moguenara 6.63 (0.3); DeLoach Soukup 6.58 (0.5)

Non-qualifiers: Funmi Jimoh USA 6.57 (0.3); Anna Komuta UKR 6.53 (0.2); Lyudmila Kolchanova RUS 6.53 (-0.1); Malaika Mihambo GER 6.49 (-0.1); Christabel Netney CAN 6.47 (0.1); Éloyse Lesueur FRA 6.39 (0.0); Arantxa King GER 6.36 (0.1); Bianca Stuart BAH 6.35 (0.3); Daria Derkach ITA 6.16 (0.6); Macarena Reyes CHI 5.93 (0.2); Lorraine Ugen GBR & Francine Simpson JAM NM

LONG JUMP

Multiple Medalists:

4	Heike Daute/Drechsler	GDR/GER	83-1, 87-3, 91-2, 93-1
	Fiona May	ITA	95-1, 97-3, 99-2, 01-1
3	Niurka Montalvo	CUB/ESP	95-2, 99-1, 01-3
	Tatyana Kotova	RUS	01-2, 03-2, 07-3
	Brittney Reese	USA	09-1, 11-1, 13-1
2	Jackie Joyner-Kersey	USA	87-1, 91-1
	Larysa Berezhnaya	URS/UKR	91-3, 93-2
	Enicée Barber	FRA	03-1, 05-2
	Tatyana Lebedeva	RUS	07-1, 09-2

Most Finals:

6	Daute/Drechsler		83-1, 87-3, 91-2, 93-1, 95-9, 97-4
---	-----------------	--	------------------------------------

Most Appearances:

9	Jackie Edwards	BAH	91-10, 93-18Q, 95-nm, 97-24Q, 99-28Q, 01-16Q, 03-19Q, 05-8, 07-27Q
---	----------------	-----	--

National Placings:

	1	2	3	4	5	6	7	8	Points
RUS	2	5	2	2	5	-	2	1	98
USA	6	-	2	-	1	4	1	3	81
GER	2	1	1	2	2	1	1	-	52
ITA	2	1	1	-	1	-	-	-	33
URS	-	1	1	2	1	1	-	1	31
GBR	-	-	-	1	2	1	1	-	18
FRA	1	1	-	-	-	-	-	-	15
UKR	-	1	-	1	-	-	1	1	15
ESP	1	-	1	-	-	-	-	-	14
CUB	-	1	1	-	-	-	-	-	13
IND	-	-	1	1	-	-	-	-	11
HUN	-	-	-	1	-	2	-	-	11
GRE	-	1	-	-	-	1	-	-	10
ROU	-	1	-	-	-	-	-	-	10
LAT	-	-	1	-	1	-	-	-	10
BLR	-	-	-	2	-	-	-	-	10
POR	-	-	-	2	-	-	-	-	10
BRA	-	-	-	-	-	1	3	1	10
NGR	-	1	-	-	-	-	-	-	7
TUR	-	-	1	-	-	-	-	1	7
DEN	-	-	1	-	-	-	-	-	6
SRB	-	-	1	-	-	-	-	-	6
AUS	-	-	-	-	-	2	2	-	6
SWE	-	-	-	1	-	-	-	1	5
AUT	-	-	-	-	1	1	-	-	5
AIA	-	-	-	-	1	-	-	-	3
POL	-	-	-	-	-	1	1	-	3
TCH	-	-	-	-	-	-	1	-	2
BAH	-	-	-	-	-	-	-	1	1
EST	-	-	-	-	-	-	-	1	1
Totals	14	14	14	14	14	14	14	14	504

in style with 14.62, and improved to a personal best of 14.77 in round 2. Conversely, the world record holder Chen only just managed to qualify for her last three jumps.

By the start of the fifth round, Biryukova had a lead of 68cm from Kašpárková, who was about to plummet five places. The Russian increased her advantage with the first ever 15m triple jump – a world record of 15.09. The three phases of the jump were measured at 5.57, 4.47 and 5.05.

Qualifying round (13.75 or top 12 to final) (Aug 20)

Group A qualifiers: Radtke 14.14 (0.5); Chen 14.09 (-0.8); Kašpárková 13.98 (-0.8); Montalvo 13.68 (-0.2); Ninova 13.60 (0.8); Griffith 13.48 (0.2); Włodarczyk 13.43 (-0.3); Blazevica 13.43 (0.6)

Non-qualifiers: Concepción Paredes ESP 13.38 (-0.2); Sheila Hudson USA 13.29(-0.2); Petra Laux GER 13.22 (0.5); Marika Salminen FIN 12.96 (-0.2); Graciela Acosta URU 11.80 (-0.3); Ildiko Fekete HUN NM; Sylvie Kabore BUR DNS

Group B qualifiers: Lasovskaya 14.05 (-0.8); Biryukova 13.85 (-0.5); Prandzheva 13.78 (-0.2); Capriotti 13.52 (-0.1); Toth 13.48 (0.4)

Non-qualifiers: Rachel Kirby GBR 13.33 (-0.1); Zhanna Gureyeva BLR 13.30 (0.5); Caroline Honore FRA 13.09 (-1.1); Renata Nielsen DEN 12.96 (-0.2); Cynthia Rhodes USA 12.90 (0.5); Althea Moses BIZ 12.17 (0.1); Andrea Avila ARG NM; Ermelinda Shehu ALB NM; Anja Vokuhl GER NM; Agnieszka Stanczyk POL DNS

Göteborg 1995

Final (Aug 10)

1,	Inessa Kravets	UKR	15.50 ^{wr}	(0.9)
2,	Iva Prandzheva	BUL	15.18	(0.3)
3,	Anna Biryukova	RUS	15.08	(1.4)
4,	Inna Lasovskaya	RUS	14.90	(1.2)
5,	Rodica Petrescu	ROU	14.82 ^w	(2.5)
6,	Ren Ruiping	CHN	14.25	(1.7)
7,	Zhanna Gureyeva	BLR	14.22	(0.8)
8,	Barbara Lah	ITA	14.18 ^w	(2.3)

Legal bests:

Petrescu	14.56	(0.6)
Lah	14.02	(0.7)

9, Jelena Blazevica LAT 14.09 (0.2); 10, Yelena Govorova UKR 14.07 (0.5); 11, Iolanda Chen RUS 14.05 (1.9); 12, Michelle Griffith GBR 13.59 (1.5)

Series	1	2	3	4	5	6
Kravets	x	x	15.50	x	-	14.55
Prandzheva	14.28	14.76	14.48	14.65	15.18	15.00
Biryukova	x	14.85	15.08	x	14.66	x
Lasovskaya	x	x	14.52	14.85	x	14.90
Petrescu	14.44	14.56	x	14.82 ^w	14.39 ^w	14.64 ^w
Ren	14.09	13.87	14.25	x	12.31	13.45
Gureyeva	14.22	13.97	x	x	x	13.80
Lah	14.02	x	14.18 ^w	x	x	x

Three days after Jonathan Edwards's exploits there was another barrier-breaking world triple jump record in Göteborg. Kravets added a phenomenal 41 centimetres to the previous record and became the first woman to triple jump more than 50 feet.

A world record attempt should have been the last thing on Kravets's mind. The Ukrainian was in trouble after fouling her first two jumps in the final. The reason for this, she explained afterwards, was that she found the runway so fast that she had increased the length of her usual runup. She also revealed that a photo of Edwards had provided her with inspiration before her crucial third jump. Instead of a "safe" jump, Kravets bounded to a world record of 15.50! It gave her the lead by 65 centimetres.

There had only been one legal 15-metre jump outdoors before the Göteborg final. Afterwards there were five, because besides Kravets, defending champion Biryukova reached 15.08 in round 3. She was overtaken by Prandzheva, who went out to 15.18 in the fifth and 15.00 in the sixth. Kravets had a long foul in the fourth round and cleared 14.55 with her only other valid effort.

Qualifying round (14.05 or top 12 to final) (Aug 8)

Group A qualifiers: Chen 14.56^w (2.9); Prandzheva 14.46 (0.7); Gureyeva 14.41^w (2.5) & 13.95 (1.3); Lasovskaya 14.38 (1.4); Lah 14.17 (1.6); Govorova 14.05 (1.3)

Triple Jump

Stuttgart 1993

Final (Aug 21)

1,	Anna Biryukova	RUS	15.09 ^{wr}	(0.5)			
2,	Iolanda Chen	RUS	14.70	(0.1)			
3,	Iva Prandzheva	BUL	14.23	(-0.2)			
4,	Niurka Montalvo	CUB	14.22	(0.2)			
5,	Helga Radtke	GER	14.19	(0.1)			
6,	Antonella Capriotti	ITA	14.18	(-0.1)			
7,	Sárka Kašpárková	TCH	14.16	(0.1)			
8,	Urszula Włodarczyk	POL	13.80	(0.8)			
9,	Michelle Griffith	GBR	13.69 (0.1); 10, Jelena Blazevica	LAT 13.57 (0.0); 11, Ljudmila Ninova	AUT 13.30 (0.7); 12, Monica Toth	ROU 12.87 (-0.6); Inna Lasovskaya	RUS NM

Series	1	2	3	4	5	6
Biryukova	14.62	14.77	x	14.54	15.09	x
Chen	x	13.78	x	x	14.48	14.70
Prandzheva	14.05	x	13.65	14.07	x	14.23
Montalvo	13.63	13.81	13.76	13.67	14.22	14.18
Radtke	x	13.86	x	14.01	13.77	14.19
Capriotti	14.07	14.05	14.01	14.02	14.18	13.79
Kašpárková	x	13.84	x	14.09	x	14.16
Włodarczyk	13.80	13.34	13.65	13.71	13.58	13.66

The inaugural title was won by a woman in her first season in this event who had failed to reach the Stuttgart long jump final. Biryukova started

Non-qualifiers: Šárka Kašpárková CZE 13.94 (0.2); Valérie Guiyoule FRA 13.92 (0.6); Diana Orrange USA 13.71 (1.4); Ashia Hansen GBR 13.61 (1.5); Monica Toth ROU 13.52 (0.9); Wu Lingmei CHN 13.43 (-0.3); Andrea Avila ARG 13.41w (2.8) & 12.92 (0.4); Kaisa Gustafsson FIN 13.18 (1.3); Nicola Marialí GUY 12.95 (1.9); Elisa Pérez DOM 12.02 (0.1)

Group B qualifiers: Kravets 14.44w (2.4); Biryukova 14.38 (1.1); Blazevica 14.29 (1.9); Ren 14.17w (2.3); Petrescu 14.06w (3.5); Griffith 14.03 (1.1)

Non-qualifiers: Ramona Molzan GER 13.90w (2.2) & 13.43 (-0.1); Sheila Hudson USA 13.80 (1.3); Virge Naeris EST 13.76 (0.9); Concepción Paredes ESP 13.75 (1.2); Cynthia Rhodes USA 13.68 (0.9); Caroline Honoré FRA 13.41 (0.0); Betty Lise FRA 13.35 (0.5); Sonya Agbessi BEN 12.02 (1.9); Njurka Montalvo CUB 11.40 (1.1); Althea Moses BIZ NM

Athens 1997

Final (Aug 4)

1,	Šárka Kašpárková	CZE	15.20	(0.0)			
2,	Rodica Mateescu	ROU	15.16	(0.1)			
3,	Yelena Govorova	UKR	14.67	(0.7)			
4,	Olga Vasdhéki	GRE	14.62	(-0.9)			
5,	Ashia Hansen	GBR	14.49	(0.9)			
6,	Tereza Marinova	BUL	14.34	(0.9)			
7,	Jelena Blazevica	LAT	14.06	(-1.1)			
8,	Betty Lise	FRA	14.03	(0.2)			
9,	Gundega Spröge	LAT	13.98	(-0.8); 10, Petra Lobinger	GER 13.86 (-1.4); 11, Cynthia Rhodes	USA 13.79 (-0.4); 12, Zhanna Gureyeva	BLR 13.59 (0.7)

Series	1	2	3	4	5	6
Kašpárková	14.86	14.65	15.01	x	15.20	14.83
Mateescu	15.16	x	14.90	14.38	14.84	12.21
Govorova	14.59	14.50	x	14.58	14.67	x
Vasdhéki	14.39	14.36	14.26	14.46	14.62	14.60
Hansen	13.99	14.36	x	14.41	14.21	14.49
Marinova	14.34	13.78	x	14.10	14.09	12.54
Blazevica	x	14.06	13.88	13.78	x	x
Lise	13.49	14.02	x	x	14.03	13.77

Despite the absence from Athens through injury of world record holder Kravets and 1997 world indoor champion Lasovskaya, and the dreadful injury sustained by 1993 world champion Biryukova in the qualifying contest (she ruptured a patella tendon), the final proved to be a thriller of the highest class.

Mateescu opened with a Romanian record of 15.16 for third place on the world all-time list but her Czech opponent, Kašpárková (formerly a 1.95 high jumper), was also in inspired form and set a national record of 15.01 in the third round prior to bounding out to 15.20 with her penultimate jump. That was a distance only Kravets had ever bettered. A Greek record of 14.62 briefly held third place for Vasdhéki until, later in the fifth round, Govorova cleared 5cm further.

British hope Hansen, suffering from a back injury after the first round, filled fifth place at 14.49; her 14.77 in leading the qualifiers would have won the bronze medal.

Qualifying Round (14.25 of top 12 to final) (Aug 2)

Group A qualifiers: Hansen 14.77 (0.2); Lise 14.50 (-0.1); Vasdhéki 14.49 (0.3); Kašpárková 14.44 (0.1); Govorova 14.39 (0.0); Gureyeva 14.35 (0.3); Blazevica 14.35 (1.1); Rhodes 14.25 (1.0)

Non-qualifiers: Yelena Donkina RUS 14.07 (1.0); Natalya Kayukova RUS 14.06 (1.1); Ren Ruiping CHN 14.06 (0.3); Heli Koivula FIN 13.85w (2.3); Suzette Lee JAM 13.82 (0.3); Zlatka Radukanova BUL 13.52 (-0.3); Jackie Edwards BAH 13.39 (-0.4); Anja Valant SLO 13.36 (0.6); Antonella Capriotti ITA 13.32 (0.2); Marija Martinović YUG 13.30 (0.3); Cristina Nicolau ROU 13.25 (-1.0); Shonda Swift USA NM; Oksana Zelinskaya KAZ DQ (r4.0) (13.39/1.8)

Group B qualifiers: Mateescu 14.57 (0.7); Marinova 14.28w (2.1) & 13.99 (0.1); Spröge 14.22 (-0.8); Lobinger 14.17 (1.2)

Non-qualifiers: Yamié Aldama CUB 14.09 (0.0); Galina Cistjaková SVK 14.02 (0.2); Yelena Khuslovich UKR 13.87 (0.3); Maria de Souza BRA 13.75 (-0.5); Yelena Stakhova BLR 13.71 (1.7); Barbara Lah ITA 13.70 (0.1); Dorte Jensen DEN 13.69 (0.6); Michelle Griffith GBR 13.67 (0.5); Niambi Dennis USA 13.51 (0.3); Andrea Avila ARG 13.45 (1.1); Trecia Smith JAM 13.34 (-0.3); Maria Fleischmann GUA 12.18 (-0.2); Valérie Guiyoule FRA 11.37 (-0.4); Anna Biryukova RUS & Cristina Moruja POR NM

Seville 1999

Final (Aug 24)

1,	Paraskeví Tsiamíta	GRE	14.88	(0.2)
----	--------------------	-----	-------	-------

2,	Yamié Aldama	CUB	14.61	(-0.4)			
3,	Olga Vasdhéki	GRE	14.61	(0.2)			
4,	Tatyana Lebedeva	RUS	14.55	(0.7)			
5,	Iva Prandzheva	BUL	14.54	(0.0)			
6,	Šárka Kašpárková	CZE	14.54	(1.2)			
7,	Yelena Govorova	UKR	14.47	(-0.3)			
8,	Cristina Nicolau	ROU	14.38	(0.4)			
9,	Oksana Rogova	RUS	14.16	(-0.1); 10, Baya Rahouli	ALG 14.00 (0.7); 11, Adelina Gavriola	ROU 13.87 (-0.2); 12, Ashia Hansen	GBR 13.39 (-0.4)

Series	1	2	3	4	5	6
Tsiamíta	14.88	x	14.59	x	14.35	x
Aldama	14.34	14.61	12.87	14.32	14.21	12.73
Vasdhéki	x	x	14.20	14.33	14.61	x
Lebedeva	14.01	14.40	14.55	14.49	x	14.47
Prandzheva	x	14.54	14.32	14.18	x	14.36
Kašpárková	14.54	14.33	14.23	14.34	14.08	14.25
Govorova	x	14.30	14.47	13.94	x	14.03
Nicolau	14.38	12.66	13.96	13.51	x	14.33

Few athletes have risen quite so fast from obscurity to world champion as Tsiamíta. In 1998 she improved drastically from a best of 13.27 to 14.23, placing ninth in the European Championships. Prior to Seville in 1999 she progressed to 14.94.

In the qualifying round the 27-year-old Greek, powerful but technically ragged, jumped fully 60cm more than anyone else with a national record of 15.07, and she confirmed her supremacy in the final. She opened with 14.88 and that was that. Nobody else could jump further than 14.61. Lebedeva, who had shared top place on the world year list beforehand, was in tears afterwards as she placed fourth behind Aldama and Vasdhéki, the Cuban winning silver ahead of the other Greek on countback. Also distraught was World Indoor Champion Hansen, who followed two fouls with a despairing effort from a vast distance behind the board. An even sadder sight was world record holder Kravets, 22nd out of 25 in the qualifying with a dismal 13.49.

Qualifying round (14.20 or top 12 to final) (Aug 22)

Group A qualifiers: Tsiamíta 15.07 (-0.6); Prandzheva 14.39 (-0.2); Rogova 14.30 (0.0); Aldama 14.29 (-0.1); Gavriola 14.20 (0.5)

Non-qualifiers: Françoise Mbango CMR 14.12 (0.1); Eva Dolezalová CZE 14.11 (-0.1); Ren Ruiping CHN 13.90 (0.1); Natalya Safronova BLR 13.89 (-0.5); Stacey Bowers USA 13.58 (-0.3); Inessa Kravets UKR 13.49 (-0.3); Anja Valant SLO 13.06 (-0.3)

Group B qualifiers: Nicolau 14.47 (0.7); Rahouli 14.30 (-0.4); Hansen 14.28 (1.0); Vasdhéki 14.27 (0.0); Lebedeva 14.26 (-0.2); Kašpárková 14.22 (-0.2); Govorova 14.21 (0.0)

Non-qualifiers: Miao Chunging CHN 13.92 (-0.5); Kéné Ndoye SEN 13.90 (1.3); Viktoriya Brigadnaya TKM 13.84 (0.0); Wu Lingmei CHN 13.83 (-0.2); Heli Koivula FIN 13.33 (-0.1); Concepción Paredes ESP NM

Edmonton 2001

Final (Aug 10)

1,	Tatyana Lebedeva	RUS	15.25	(-0.8)			
2,	Françoise Mbango	CMR	14.60	(-0.6)			
3,	Tereza Marinova	BUL	14.58	(-1.3)			
4,	Magdelín Martínez	ITA	14.52	(0.9)			
5,	Heli Koivula	FIN	14.28	(0.2)			
6,	Cristina Nicolau	ROU	14.17	(-1.1)			
7,	Ashia Hansen	GBR	14.10	(-0.6)			
8,	Trecia Smith	JAM	13.92	(-1.3)			
9,	Olga Boitshova	MDA	13.86	(-0.5); 10, Yelena Govorova	UKR 13.85 (-1.5); 11, Camilla Johansson	SWE 13.84 (-0.2); 12, Natalia Safronova	BLR 13.82 (-1.5)

Series	1	2	3	4	5	6
Lebedeva	15.11	14.93	x	x	x	15.25
Mbango	14.26	14.43	x	14.23	14.44	14.60
Marinova	14.36	14.58	14.33	14.12	14.54	14.57
Martínez	14.52	13.83	14.04	x	14.29	14.28
Koivula	13.70	13.85	14.14	x	14.05	14.28
Nicolau	x	14.09	14.10	14.17	13.94	12.32
Hansen	14.00	x	13.76	14.10	13.95	14.07
Smith	13.75	13.92	1.11	x	13.85	x

Lebedeva made up for her fourth place in Seville with a crushing victory, which was sealed with her first-round effort of 15.11. By the

halfway point Olympic Champion Marinova was second (14.58) and Martínez – a Cuban adopted by Italy – third on 14.52.

The Russian followed her big jump with 14.93 and three fouls. In the final round, Mbango leapt 14.60 and rose to second spot. Marinova responded with 14.57, then it was up to Lebedeva to finish the contest in the knowledge that she was the champion. She hit the board perfectly to hop 5.52, step 4.21 and jump 5.52 for a total distance of 15.25, the third-longest ever and arguably the greatest of all the women's performances in Edmonton.

In her celebration she almost tripped on a cable when rushing to meet her coach. Afterwards, she paid special thanks to the crowd and joked that the attempt at dying her hair in the three colours of the Russian flag had not worked as her natural hair colour was too dark.

Qualifying round (14.05 or top 12 to final) (Aug 8)

Group A qualifiers: Marinova 14.89w (3.0); Mbango 14.64 (0.1); Koivula 14.28 (-0.2); Smith 14.15w (2.5)

Non-qualifiers: Tiombe Hurd USA 13.96w (2.1) & 13.72 (0.8); Yelena Oleynikova RUS 13.95 (0.8); Adelina Gavriła ROU 13.91w (3.1) & 13.86 (0.7); Olga Yershova RUS 13.87 (1.6); Nicole Herschmann GER 13.81 (1.4); Lilianna Zagacka POL 13.65 (-0.5); Yelena Parfionova KAZ 13.63w (3.0) & 12.62 (-0.6); Carlota Castrejana ESP DNS

Group B qualifiers: Martínez 14.59 (1.9); Nicolau 14.56w (2.5); Hansen 14.51 (1.1); Govorova 14.48w (2.2); Lebedeva 14.35 (-0.9); Safronova 14.20 (1.7); Johansson 14.17w (3.3) & 14.02 (1.7); Bolshova 14.11 (1.3)

Non-qualifiers: Yuliana Pérez USA 13.69w (2.7) & 13.63 (0.1); Michelle Hastick CAN 13.54w (2.8); Anja Valant SLO 13.16 (0.3); Viktoriya Brigadnaya TKM NM

Paris 2003

Final (Aug 26)

1,	Tatyana Lebedeva	RUS	15.18	(-0.2)														
2,	Françoise Mbango	CMR	15.05	(-0.7)														
3,	Magdelin Martínez	ITA	14.90	(-0.2)														
4,	Anna Pyatykh	RUS	14.72	(-0.4)														
5,	Mabel Gay	CUB	14.52	(0.0)														
6,	Barbara Lah	ITA	14.38	(0.6)														
7,	Yelena Govorova	UKR	14.38	(0.1)														
8,	Chrisopiýi Devetzi	GRE	14.34	(0.5)														
9,	Adelina Gavriła ROU	14.29	(0.0);	10, Kéné Ndoye SEN	14.29	(0.0);	11, Baya Rahouli ALG	14.26	(-0.1);	12, Olga Vasdhéki GRE	14.08	(0.3);	13, Huang Qiuyan CHN	13.98	(-0.6);	14, Yelena Oleynikova RUS	13.92	(0.2)

Series	1	2	3	4	5	6
Lebedeva	14.80	14.97	15.16	14.18	x	x
Mbango	14.77	15.05	14.78	14.85	15.02	x
Martinez	14.67	14.75	14.66	14.64	14.90	14.86
Pyatykh	14.64	14.62	14.72	14.70	x	14.64
Gay	x	14.24	14.52	14.38	14.49	x
Lah	14.38	x	14.37	14.27	14.34	x
Govorova	14.38	14.31	14.18	14.20	14.20	x
Devetzi	14.34	x	14.21	13.77	x	14.10

The first two were the same as in Edmonton, but Mbango closed the gap on Lebedeva who had given birth since her 2001 gold. The Cameroon jumper, who did much of her training in Paris, opened with 14.77. This was quickly bettered by the 14.80 of Lebedeva who was the last to go in each round. In the second Mbango – with hair dyed in national colours of red, green and yellow – went ahead with a new African record of 15.05. Lebedeva responded with 14.97 in the second then 15.16 in the third, an effort which included a notable 6.11 jump phase. In round 4, the 27 year-old Russian displayed great accuracy on the take-off board (one centimetre to spare) and bounded out to 15.18 (5.51, 3.85 & 5.82). Martínez held third place throughout the contest. Lebedeva became the first Edmonton champion to win again in Paris.

Qualifying round (14.15 or top 12 to final) (Aug 24)

Group A qualifiers: Martínez 14.73 (0.7); Lebedeva 14.62 (0.1); Vasdhéki 15.00 (1.2); Gay 14.43 (0.1); Huang 14.26 (0.5); Oleynikova 14.24 (0.6); Rahouli 14.22 (-0.5); Govorova 14.16 (-0.3)

Non-qualifiers: Natalya Safronova BLR 14.05 (0.3); Olga Bolshova MDA 13.95 (0.9); Yuliana Pérez USA 13.89 (-0.1); Carlota Castrejana ESP 13.83 (0.2); Maria Dimitrova BUL 13.61 (0.1); Cristina Nicolau ROU 13.48 (0.4); Suzette Lee JAM 13.43 (1.3)

Group B qualifiers: Gavriła 14.45 (0.1); Mbango 14.37 (0.5); Devetzi 14.34 (-0.2); Pyatykh 14.28 (0.5); Lah 14.45 (0.9); Ndoye 14.20 (0.3)

Non-qualifiers: Heli Koivula-Kruger FIN 14.10 (0.6); Yusmay Bicot CUB 14.06 (0.9); Simona La Mantia ITA 14.05 (-0.4); Camilla Johansson SWE 13.87 (-0.2); Nadezhda Bazhenova RUS 13.77 (0.3); Šárka Kaspárková CZE 13.75 (0.0); Tatyana Bocharova KAZ 13.40 (0.4); Zhang Hao CHN NM

Helsinki 2005

Final (Aug 7)

1,	Trecia Smith	JAM	15.11	(0.8)							
2,	Yargelis Savigne	CUB	14.82	(0.7)							
3,	Anna Pyatykh	RUS	14.78	(-0.5)							
4,	Yamilé Aldama	SUD	14.72	(0.8)							
5,	Chrisopiýi Devetzi	GRE	14.64	(0.3)							
6,	Kéné Ndoye	SEN	14.47	(0.5)							
7,	Baya Rahouli	ALG	14.40	(1.1)							
8,	Magdelin Martínez	ITA	14.31	(1.4)							
9,	Huang Qiuyan CHN	14.21	(0.6);	10, Viktoriya Gurova RUS	13.96	(0.1);	11, Carlota Castrejana ESP	13.86	(1.6);	Tatyana Lebedeva RUS	DNS

Series	1	2	3	4	5	6
Smith	x	14.67	14.51	14.71	15.11	15.01
Savigne	13.09	14.73	14.36	14.71	14.82	14.73
Pyatykh	14.38	14.75	14.31	14.66	14.77	14.78
Aldama	14.72	14.56	14.56	14.47	14.69	14.64
Devetzi	x	14.64	14.44	x	x	14.26
Ndoye	13.73	14.41	x	x	14.47	x
Rahouli	14.40	14.27	14.40	14.23	x	13.11
Martinez	x	14.13	14.31	x	14.04	x

Tatyana Lebedeva, winner in 2001 and 2003, was the prohibitive favourite, but an Achilles tendon injury meant she had to withdraw from the final. Aldama led with 14.72 at the end of round one, but four jumps later she was third behind Pyatykh (14.75) and Savigne (14.73). Smith took the lead in round four at 14.91 despite taking off 39.8cm behind the board. She progressed to 15.11 (5.31 hop, 4.60 step and 5.20 jump) in the next round. Both Savigne (14.82) and Pyatykh (14.77) reacted well, but Smith was clearly superior on the day, and she finished with 15.01 to consolidate her victory, with only Pyatykh (14.78) improving in the final round. Smith stood on the medal podium with a crutch to support an ankle she had injured during the final.

Qualifying round (14.35 or top 12 to final) (Aug 6)

Group A qualifiers: Savigne 14.47 (1.2); Martínez 14.46 (-0.2); Pyatykh 14.40 (-1.3); Gurova 14.38 (1.5); Aldama 14.36 (1.2); Rahouli 14.17 (1.0)

Non-qualifiers: Natalya Safronova BLR 14.09 (0.9); Anastasiya Zhuraviyeva UZB 13.97 (0.5); Dana Veldáková SVK 13.84 (-1.1); Natalia Kipelaäinen FIN 13.66 (0.8); Tatyana Dyachenko UKR 13.32 (-0.5); Athanasia Pírra G&E & Yelena Parfionova KAZ NM

Group B qualifiers: Devetzi 14.72 (0.7); Smith 14.69w (3.0); Huang 14.22 (-0.2); Castrejana 14.20 (-0.5); Lebedeva 14.15 (-0.2); Ndoye 14.11 (1.4)

Non-qualifiers: Simona La Mantia ITA 14.00 (-0.3); Snezana Vukmirovic SLO 13.88 (-1.1); Mabel Gay CUB 13.83 (0.8); Maria Dimitrova BUL 13.79w (2.2) & 13.32 (-0.2); Nadezhda Bazhenova RUS 13.78 (1.3); Šárka Kaspárková CZE 13.69 (0.2); Erica McLain USA 13.29 (-0.8)

Osaka 2007

Final (Aug 31)

1,	Yargelis Savigne	CUB	15.28	(0.9)								
2,	Tatyana Lebedeva	RUS	15.07	(0.8)								
3,	Hrysopiýi Devetzi	GRE	15.04	(-0.2)								
4,	Anna Pyatykh	RUS	14.88	(0.3)								
5,	Marija Šestak	SLO	14.72	(0.2)								
6,	Magdelin Martínez	ITA	14.71	(1.3)								
7,	Olga Saladukha	UKR	14.60	(0.7)								
8,	Xie Limei	CHN	14.50	(0.9)								
9,	Keila Costa BRA	14.40	(1.1);	10, Olesya Bufalova RUS	14.39	(0.7);	11, Olga Rypakova KAZ	14.32	(1.4);	12, Dana Veldáková SVK	14.09	(-0.1)

Series	1	2	3	4	5	6
Savigne	15.28	x	14.74w	14.73	x	-
Lebedeva	14.75	14.79	14.78	x	15.07	15.01
Devetzi	15.04	x	x	x	x	14.75
Pyatykh	x	x	14.55	14.78	x	14.88
Šestak	14.72	14.63	14.45	14.71	14.34	14.27
Martinez	x	14.52	14.71	14.52	x	14.62
Saladukha	14.60	14.34	x	14.36	14.22	14.16
Xie	14.29	14.41	14.26	14.26	14.50	14.30

Lebedeva was the favourite, having jumped 15.14 earlier in the season, though both Devetzi and Savigne were threats, the latter having jumped 15.09 before Osaka, while Devetzi produced that same distance to lead the qualifying round.

The consistent Greek began the final with 15.04, but was quickly overtaken by Savigne who moved to sixth all-time with 15.28. Lebedeva began with 14.75, 14.79 and 14.78, before spanning 15.07 in the fifth round. While Savigne and Devetzi were unable to get beyond 14.75 after round one, Lebedeva produced her fifth jump of the day at that level with her final effort of 15.01. However, the champion from 2001 and 2003 could never quite get on terms with the fluid Cuban.

Qualifying round (14.40 or top 12 to final) (Aug 29)

Group A qualifiers: Savigne 14.67 (-0.3); Šesták 14.58 (0.7); Pyatykh 14.51 (-0.2); Rypakova 14.41 (-0.3); Costa 14.36 (0.3); Veldáková 14.20 (-0.3)

Non-qualifiers: Carota Costrejra ESP 14.16 (0.0); Athanasia Párra GRE 14.15 (-0.8); Adéline Gavriła ROU 14.02 (-0.3); Theresa Nzola FRA 13.94 (0.3); Tânia da Silva BRA 13.81 (-0.2); Li Qian CHN 13.63 (0.7); Trecia Smith JAM 13.47 (-0.3); Anastasiya Juravleva UZB 13.31 (0.0); Maria Natalia Londa INA 12.94 (0.3); Fumiyō Yoshida JPN 12.62 (0.0)

Group B qualifiers: Devetzi 15.09 (-0.5); Martínez 14.62 (0.2); Lebedeva 14.57 (0.1); Saladukha 14.43 (-0.2); Buřalova 14.40 (-0.5); Xie 14.34 (-0.4)

Non-qualifiers: Arianna Martínez CUB 14.01 (0.0); Shani Marks USA 13.90 (0.0); Malgorzata Trybanska POL 13.90 (0.3); Patricia Sarrapio ESP 13.55 (0.0); Yelena Parfenova KAZ 13.52 (-0.5); Yamilé Aldama SUD 13.46 (-0.2); Chinonye Ohadugha NGR 13.32 (0.7); Mariya Dimitrova BUL NM; Maureen Maggi BRA DNS

Berlin 2009

Final (Aug 17)

1, Yargelis Savigne	CUB	14.95	(1.3)
2, Mabel Gay	CUB	14.61	(-0.2)
3, Anna Pyatykh	RUS	14.58	(-0.4)
4, Biljana Topić	SRB	14.52	(-0.1)
5, Trecia Smith	JAM	14.48	(-0.2)
6, Tatyana Lebedeva	RUS	14.37	(0.0)
7, Cristina Bujin	ROU	14.26	(-0.2)
8, Dana Veldáková	SVK	14.25	(-0.2)

9, Xie Limei CHN 14.16 (-0.1); 10, Olga Rypakova KAZ 13.91 (-0.2); 11, Teresa Nzola Meso Ba FRA 13.79 (0.0); 12, Gisele de Oliveira BRA 13.19 (-0.2)

Series	1	2	3	4	5	6
Savigne	14.45	14.14	14.89	14.85	14.95	14.39
Gay	13.87	14.50	x	14.61	14.48	14.04
Pyatykh	13.72	14.23	13.66	14.58	14.46	14.53
Topić	14.21	14.38	14.27	14.52	14.43	14.10
Smith	14.31	x	x	14.41	14.48	x
Lebedeva	x	14.37	14.23	14.22	14.26	14.28
Bujin	14.26	14.00	14.03	14.20	14.16	14.15
Veldáková	14.25	x	12.86	14.14	14.19	14.13

Savigne retained the title she had won in Osaka, and gained her third consecutive medal, but jumped more than 30cm less than she had managed in 2007. The general low level of the competition made observers wonder if there was a problem with the run-up, but the subsequent men's competition was of good quality. Gay edged Pyatykh for silver 14.61 to 14.58, but that jump would not have won a medal in five of the previous World Championships. Of the finalists, only Topić set a personal best, improving her national record to 14.52.

Qualifying round (14.45 or top 12 to final) (Aug 15)

Group A qualifiers: Savigne 14.53 (-1.5); Lebedeva 14.45 (-1.2); Nzola 14.32 (0.9); Pyatykh 14.27 (0.2); Veldáková 14.25 (-1.0)

Non-qualifiers: Yamilé Aldama SUD 14.11 (0.1); Petia Dacheva BUL 14.11 (0.6); Kimberly Williams JAM 14.08 (0.9); Snežana Rodić SLO 13.92 (0.0); Svetlana Bolshakova BEL 13.89 (0.3); Magdelin Martinec ITA 13.87 (-0.4); Martina Šestáková CZE 13.84 (-0.9); Irina Litvinenko KAZ 13.82 (0.1); Shani Marks USA 13.67 (0.3); Paraskevi Papahristou GRE 13.58 (0.8); Liliya Kulyk UKR 13.41 (-1.8); Erica McLain USA 13.39 (-0.3); Patricia Sylvester GRN 13.22 (0.9)

Group B qualifiers: Xie 14.62 (0.5); Gay 14.53 (-1.2); Topić 14.37 (0.3); Bujin 14.29 (0.3); Smith 14.21 (0.1); de Oliveira 14.14 (0.6); Rypakova 14.13 (-0.7)

Non-qualifiers: Malgorzata Trybanska POL 14.06 (2.1); Shakeema Welsh USA 14.01w (3.2); Svetlana Mamayeva UKR 13.92 (0.7); Nataliya Yastrebova UKR 13.74 (-0.8); Athanasia Párra GRE 13.69 (0.2); Maria Šesták SLO 13.69 (-0.8); Nadezhda Alekhina RUS 13.60 (-0.7); Vanessa Gladone FRA 13.51 (0.8); Katja Demut GER 11.38 (-1.3)

Daegu 2011

Final (Sep 1)

1, Olga Saladukha	UKR	14.94	(0.2)
2, Olga Rypakova	KAZ	14.89	(0.2)
3, Caterine Ibarгүйen	COL	14.84	(0.4)
4, Mabel Gay	CUB	14.67	(0.4)
5, Yamilé Aldama	GBR	14.50	(0.4)
6, Yargelis Savigne	CUB	14.43	(0.0)
7, Anna Krylova	RUS	14.23	(0.2)
8, Baya Rahouli	ALG	14.12	(0.2)

9, Natalia Iastrebova UKR 14.12 (-0.1); 10, Biljana Topić SRB 14.03 (0.0); 11, Dana Veldáková SVK 13.96 (0.1); 12, Keila Costa BRA 13.72 (0.0)

Series	1	2	3	4	5	6
Saladukha	14.94	13.64	14.68	14.65	14.22	14.48
Rypakova	x	14.72	x	x	14.89	14.54
Ibarгүйen	14.64	14.67	13.76	14.81	14.84	14.80
Gay	14.45	14.31	x	14.53	14.67	14.18
Aldama	14.50	x	x	x	x	14.33
Savigne	14.43	x	x	-	-	-
Krylova	13.89	14.23	x	14.09	x	14.06
Rahouli	13.95	13.79	14.12	x	14.03	13.97

Savigne was aiming for a third consecutive title, and with a 3-1 record against European Champion Saladukha in 2011 she was favoured to achieve that goal. Unfortunately a thigh injury kept her down to 14.43, and she retired after three rounds. Leading at that point was Saladukha who reached 14.94 with her opening jump, and her closest rivals were Rypakova (14.72) and Ibarгүйen (14.67). The Colombian moved into second place in the fourth round with 14.81 and improved to 14.84 (14.94 from take-off) in the fifth. The next jump was Rypakova's riposte - 14.89 (15.04 from toe to heel), and the medals were settled, despite another 14.80 effort by Ibarгүйen. She won Colombia's second-ever world medal, four days after Luis Fernando López won their first in the men's 20Km walk.

Qualifying round (14.45 or top 12 to final) (Aug 30)

Group A qualifiers: Gay 14.53 (0.1); Ibarгүйen 14.52 (0.1); Saladukha 14.40 (0.5); Krylova 14.31 (0.7); Iastrebova 14.21 (0.1); Costa 14.15 (0.6)

Non-qualifiers: Yarianna Martínez CUB 14.07 (-0.1); Simona La Mantia ITA 14.06 (0.8); Irina Ektova KAZ 14.01 (0.3); Mayokcha Johnny IND 13.99 (0.2); Niki Panéttá GRE 13.97 (0.1); Marija Šesták SLO 13.87 (0.3); Valeriya Ivanova UZB 13.86 (0.0); Patricia Mamona POR 13.59 (0.8); Li Yanmei CHN 13.52 (0.3); Jung Hye-Kyung KOR 13.50 (0.2); Amanda Smock USA 13.48 (-0.3)

Group B qualifiers: Savigne 14.62 (0.4); Aldama 14.35 (0.7); Rypakova 14.33 (0.0); Rahouli 14.30 (-0.1); Veldáková 14.28 (-0.2); Topić 14.21 (0.1)

Non-qualifiers: Kimberly Williams JAM 14.06 (0.2); Paraskevi Papahristou GRE 14.05 (-0.1); Anastasiya Juravleva UZB 14.00 (0.3); Dalienys Alcántara CUB 13.78 (-0.8); Aleksandra Kotlyarova UZB 13.78 (0.1); Xie Limei CHN 13.75 (0.3); Andriyana Bánova BUL 13.66 (0.0); Anna Jagaciak POL 13.57 (-0.3); Ruslana Tsykhotska UKR 13.28 (0.3); Sarah Nambawa UGA 13.22 (-0.1); Patricia Sarrapio ESP 13.12 (0.2)

Moscow 2013

Final (Aug 15)

1, Caterine Ibarгүйen	COL	14.85	(0.2)
2, Yekaterina Koneva	RUS	14.81	(0.9)
3, Olga Saladukha	UKR	14.65	(0.9)
4, Kimberly Williams	JAM	14.62	(0.6)
5, Mabel Gay	CUB	14.45	(1.2)
6, Hanna Knyazyeva	ISR	14.33	(0.1)
7, Anna Pyatykh	RUS	14.29	(0.5)
8, Irina Gumenyuk	RUS	14.15	(0.8)

9, Snežana Rodić SLO 14.13 (0.2); 10, Anna Jagaciak POL 13.95 (0.2); 11, Dana Veldáková SVK 13.84 (0.8); 12, Athanasia Párra GRE 13.75 (0.7)

Series	1	2	3	4	5	6
Ibarгүйen	x	14.85	14.69	14.83	x	x
Koneva	14.29	14.81	14.59	14.33	14.79	12.18
Saladukha	14.42	14.65	14.33	14.51	14.60	14.49
Williams	x	13.98	14.17	14.62	x	x
Gay	14.28	14.38	13.83	14.45	14.29	x
Knyazyeva	14.33	14.19	x	x	14.14	x
Pyatykh	14.29	11.68	14.08	14.21	14.22	14.20
Gumenyuk	x	x	14.15	x	13.98	x

In 10 world championships to 2011 only once had the title been won with a jump below 14.90, and the average winning distance was 15.13. In Moscow, a winning jump of 14.85 (14.948 from take-off) sufficed, and Ibragüen's second best jump of 14.83 (14.927) would also have been enough to take the title. Saladukha led the field at the end of the first round with a mediocre 14.42, and was superseded when returning drug offender Koneva jumped a personal best 14.81. Ibragüen had her winning effort a further two jumps after that, with phases of 5.58, 4.01 and 5.26. Saladukha then settled the medal positions with 14.65. The 37 succeeding jumps made no difference to the top seven apart from Williams's 14.62 which secured fourth spot. Colombia won its first ever gold medal in the World Championships.

Qualifying round (14.30 or top 12 to final) (Aug 13)

Group A qualifiers: Saladukha 14.69 (0.4); Knyazyeva 14.46 (0.6); Williams 14.36 (0.4); Gumenyuk 14.30 (0.6); Gay 14.17 (1.1); Veld'áková 13.88 (1.3)

Non-qualifiers: Keila Costa BRA 13.82 (-0.4); Niki Panettá GRE 13.69 (0.9); Irina Ektova KAZ 13.37 (0.8); Anastasiya Juravlyeva UZB 13.32 (1.6); Sarah Nambawa UGA 13.31 (1.9)

Group B qualifiers: Ibragüen 14.52 (0.5); Pyatykh 14.34 (0.5); Koneva 14.30 (0.7); Ródić 14.17 (1.0); Jagaciak 13.96 (0.3); Pérra 13.92 (0.2)

Non-qualifiers: Simona La Mantia ITA 13.80 (-0.2); Ruslana Tsyhotska UKR 13.51 (0.1); Baya Rahouli ALG 13.41 (0.3); Natalia Viatkina BLR 13.19 (0.9)

TRIPLE JUMP

Multiple Medalists:

3	Tatyana Lebedeva	RUS	01-1, 03-1, 07-2
	Yargelis Savigne	CUB	05-2, 07-1, 09-1
2	Anna Biryukova	RUS	93-1, 95-3
	Iva Prandzheva	BUL	93-3, 95-2
	Françoise Mbango	CMR	01-2, 03-2
	Anna Pyatykh	RUS	05-3, 09-3
	Caterine Ibragüen	COL	11-3, 13-1
	Olga Saladukha	UKR	11-1, 13-3

Most Finals:

6	Lebedeva		99-4, 01-1, 03-1, 05-dns, 07-2, 09-6
---	----------	--	--------------------------------------

Most Appearances:

6	Šárka Kašpárková	CZE	93-7, 95-13Q, 97-1, 99-6, 03-24Q, 05-21Q
	Yamilé Aldama	CUB/SUD/GBR	97-13Q, 99-2, 05-4, 07-25Q, 09-13Q, 11-5
	Lebedeva		99-4, 01-1, 03-1, 05-dns, 07-2, 09-6

National Placings:

	1	2	3	4	5	6	7	8	Points
RUS	3	3	3	4	-	1	2	1	91
CUB	2	3	-	2	2	1	-	-	58
UKR	2	-	2	-	-	-	3	-	34
GRE	1	-	2	1	1	-	-	1	30
BUL	-	1	2	-	1	1	-	-	26
ITA	-	-	1	1	-	3	-	2	22
JAM	1	-	-	1	1	-	-	1	18
ROU	-	1	-	-	1	1	1	1	17
COL	1	-	1	-	-	-	-	-	14
CMR	-	2	-	-	-	-	-	-	14
CZE	1	-	-	-	-	1	1	-	13
GBR	-	-	-	-	2	-	1	-	10
KAZ	-	1	-	-	-	-	-	-	7
SRB	-	-	1	-	-	-	-	-	5
SUD	-	-	-	1	-	-	-	-	5
FIN	-	-	-	-	1	-	-	-	4
GER	-	-	-	-	1	-	-	-	4
SLO	-	-	-	-	1	-	-	-	4
CHN	-	-	-	-	-	1	-	1	4
ISR	-	-	-	-	-	1	-	-	3
SEN	-	-	-	-	-	1	-	-	3
ALG	-	-	-	-	-	-	1	1	3
BLR	-	-	-	-	-	-	1	-	2
LAT	-	-	-	-	-	-	1	-	2
FRA	-	-	-	-	-	-	-	1	1
POL	-	-	-	-	-	-	-	1	1
SVK	-	-	-	-	-	-	-	1	1
Totals	11	11	11	11	11	11	11	11	396

Shot Put

Helsinki 1983

Final (Aug 12)

1,	Helena Fibingerová	TCH	21.05
2,	Helma Knorscheidt	GDR	20.70
3,	Ilona Slupianek	GDR	20.56
4,	Nunu Abashidze	URS	20.55
5,	Natalya Lisovskaya	URS	20.02
6,	Mihaela Loghin	ROU	19.85
7,	Claudia Losch	FRG	19.72
8,	María Sarria	CUB	19.47
9,	Zdenka Šilhavá	TCH 19.00; 10, Venissa Head GBR 18.05; 11, Gael Martin AUS 17.79; 12, Judy Oakes GBR 17.52	

Series	1	2	3	4	5	6
Fibingerová	19.89	19.69	19.72	19.94	20.30	21.05
Knorscheidt	20.30	20.70	20.55	20.47	x	20.25
Slupianek	20.56	20.32	19.97	19.52	x	x
Abashidze	18.68	19.16	19.11	20.55	19.77	x
Lisovskaya	19.53	x	20.02	20.01	19.63	19.45
Loghin	19.85	19.82	19.77	19.34	19.72	19.08
Losch	19.72	19.97	x	19.54	18.96	18.21
Sarria	18.45	18.44	19.32	19.47	x	18.87

A most heartwarming moment occurred in the final round when 34 year-old Fibingerová scored an unexpected victory over the highly favoured GDR putters. On paper, Slupianek was expected to add the first world title to her Olympic title and world record. In the event, she was struggling with a tendon injury and could not better her opening throw in the final (20.56). Instead her team-mate Knorscheidt went in front with 20.70 in the second round. Soviet throwers held third and fourth places until the last throw of the fifth round, when Fibingerová moved to fourth place with 20.30.

In the wet conditions, nobody could improve in the final round before Fibingerová entered the circle for the last throw of the contest. The Czech putter had a reputation for performing well in the rain and her last effort landed clearly beyond the yellow 21m line. Knowing she had won, she threw her arms in the air and raced out of the circle. Every official in range was then hugged by the emotional winner.

"A month ago, my father died," revealed Fibingerová after the medal ceremony. "I was very sad and still am. My mother is too. On my last attempt, I thought of my father and my mother. I picked up the yellow shot and said 'This is the shot of gold!' And so it was."

Qualifying round (17.00 or top 12 to final) (Aug 10)

Group A qualifiers: Fibingerová 19.25; Sarria 19.24; Abashidze 19.10; Knorscheidt 19.09; Head 18.41; Martin 17.79

Non-qualifiers: Shen Lijuan CHN 16.99; Lorna Griffin USA 16.50; Maryline Adam VAN 11.32; Magdalene Springer MNT 9.78

Group B qualifiers: Slupianek 19.99; Lisovskaya 19.68; Loghin 18.97; Šilhavá 18.57; Losch 18.24; Oakes 17.61

Non-qualifiers: Li Meisu CHN 16.91; Meg Ritchie GBR 16.14; Rosemarie Hauch CAN 15.37; Odette Mistoul GAB 14.23

Rome 1987

Final (Sep 5)

1,	Natalya Lisovskaya	URS	21.24
2,	Kathrin Neimke	GDR	21.21
3,	Ines Müller	GDR	20.76
4,	Claudia Losch	FRG	20.73
5,	Natalya Akhrimenko	URS	20.68
6,	Heike Hartwig	GDR	20.63
7,	Li Meisu	CHN	20.43
8,	Helena Fibingerová	TCH	20.29

9, Svetla Mitkova BUL 19.37; 10, Stephanie Storp FRG 19.36; 11, Huang Zhihong CHN 19.35; 12, Iris Plotzitzka FRG 19.19; 13, Sonia Vasicková TCH 18.71; Mihaela Loghin ROU DNS

Series	1	2	3	4	5	6
Lisovskaya	20.89	20.22	21.16	20.93	21.24	20.80
Neimke	20.32	21.21	20.12	20.53	20.59	x
Müller	20.76	20.11	20.05	x	19.96	20.20
Losch	20.05	20.73	x	19.88	20.33	20.61
Akhrimenko	20.20	19.68	20.53	20.09	x	20.68
Hartwig	19.79	19.97	19.84	20.63	x	20.25
Li	19.95	20.00	20.09	20.43	19.98	20.14
Fibingerová	19.97	x	19.51	20.05	20.15	20.29

Lisovskaya – who had improved her own world record to 22.63 the previous June – was given a scare by Neimke. The 21 year-old GDR putter produced a personal best of 21.21 in the second round. Lisovskaya responded with 21.16 in the third but did not get in front until her 21.24 in the fifth.

Though her margin of victory was not particularly impressive, the Soviet putter must have been relieved to have won the gold. She had been the favourite at the previous year's European Championship but placed only ninth.

Qualifying round (19.00 or top 12 to final) (Sep 4)

Group A qualifiers: Neimke 20.26; Losch 19.73; Li 19.47; Hartwig 19.35; Lisovskaya 19.22; Vasiciková 19.09; Plotitzka 19.08

Non-qualifiers: Judy Oakes GBR 18.43; Ramona Pagel USA 18.12; Asta Hovi FIN 17.89

Group B qualifiers: Fibingerová 20.40; Müller 19.96; Storp 19.64; Loghin 19.27; Akhrimenko 19.21; Huang 19.18; Mitkova 19.07

Non-qualifiers: Bonnie Dasse USA 17.68; Deborah St. Phard HAI 16.54; Melody Torcolacci CAN 15.98

Tokyo 1991

Final (Aug 24)

1,	Huang Zhihong	CHN	20.83
2,	Natalya Lisovskaya	URS	20.29
3,	Svetlana Krivelyova	URS	20.16
4,	Claudia Losch	GER	19.74
5,	Zhou Tianhua	CHN	19.64
6,	Stephanie Storp	GER	19.50
7,	Marina Antonyuk	URS	19.12
8,	Kathrin Neimke	GER	18.83
9,	Belsis Laza CUB	18.49	
10,	Svetla Mitkova BUL	18.34	
11,	Connie Price-Smith USA	18.12	
12,	Krystyna Danilczyk POL	17.59	

Series	1	2	3	4	5	6
Huang	20.64	20.83	20.51	x	x	20.43
Lisovskaya	20.15	x	19.95	x	20.29	x
Krivelyova	19.88	19.77	20.16	19.31	19.91	19.74
Losch	18.97	19.74	x	18.41	19.32	19.44
Zhou	19.32	19.64	x	19.05	x	x
Storp	19.50	x	17.85	18.88	18.76	x
Antonyuk	19.12	x	x	x	x	x
Neimke	18.81	18.52	18.39	18.63	18.83	18.63

Asia won its first ever world outdoor athletics title when 26 year-old Huang Zhihong easily beat the defending champion Lisovskaya. The Soviet took the lead with her first put of 20.15, but she was immediately overtaken when the next woman – Huang – put 20.64. The Chinese woman went even further in the second round (20.83) to solidify her grip on Tokyo's first field event gold.

Lisovskaya was pushed back to third when Krivelyova produced 20.16 in the third, but the 1987 winner clinched the silver with 20.29 in the fifth.

"When I won I felt so elated I couldn't think of anything else," said the exuberant winner. "The Japanese people in the crowd really supported me and gave me strength."

Qualifying round (18.50 or top 12 to final) (Aug 24)

Group A qualifiers: Lisovskaya 19.72; Zhou 19.38; Losch 18.83; Neimke 18.59; Mitkova 18.54; Danilczyk 18.15; Price-Smith 18.09

Non-qualifiers: Judy Oakes GBR 17.81; Asta Ovaska FIN 17.15; Margarita Ramos ESP 15.89; Hanan Ahmed Khaled EGY 14.76; Iammo Launa PNG 12.56

Group B qualifiers: Storp 19.52; Huang 19.14; Antonyuk 18.80; Krivelyova 18.66; Laza 18.32

Non-qualifiers: Ramona Pagel USA 17.99; Myrtle Augee GBR 17.80; Pam Dukas USA 17.17; Agnese Maffei ITA 16.99; Mihaela Oana ROU 16.73; Elisângela Adriano BRA 15.93; Tea Ai Seng BRU 11.49

Stuttgart 1993

Final (Aug 15)

1,	Huang Zhihong	CHN	20.57
2,	Svetlana Krivelyova	URS	19.97
3,	Kathrin Neimke	GER	19.71
4,	Sui Xinmei	CHN	19.61
5,	Cong Yuzhen	CHN	19.58

6,	Astrid Kumbernuss	GER	19.42
7,	Valentina Feduyshina	UKR	19.27
8,	Belsis Laza	CUB	19.27

9, Larisa Peleshenko RUS 19.22; 10, Svetla Mitkova BUL 18.91; 11, Stephanie Storp GER 18.83; 12, Ramona Pagel USA 17.77

Series	1	2	3	4	5	6
Huang	19.75	20.31	20.19	19.20	20.57	x
Krivelyova	19.97	19.57	x	x	19.56	x
Neimke	19.71	19.36	x	x	19.25	19.19
Sui	19.46	19.61	19.49	19.46	x	19.51
Cong	18.64	18.83	19.26	19.23	19.50	19.58
Kumbernuss	19.42	18.99	19.02	19.32	19.33	19.15
Fedyushina	18.71	18.18	19.27	x	x	18.69
Laza	18.09	18.98	19.27	18.79	x	-

Huang won with even more ease than in 1993, Olympic Champion Krivelyova went to the front with 19.97 in the first round. The Russian could throw no further, whereas Huang produced four 20m+ puts, just as she had in Tokyo. In third place throughout the contest was the 1987 runner-up, Neimke.

Qualifying Round (19.00 or top 12 to final) (Aug 14)

Group A qualifiers: Huang 19.36; Mitkova 19.16; Neimke 19.11; Laza 19.02; Peleshenko 18.84

Non-qualifiers: Anna Romanova RUS 18.12; Connie Price-Smith USA 18.09; Viktoriya Pavlysh UKR 18.00; Jana Ciobanu ROU 17.77; Danijela Curović IWP 16.91; Marika Tuiniemi FIN 16.80; Elisângela Adriano BRA 16.41; Natasa Erjavec SLO 15.71

Group B qualifiers: Krivelyova 19.96; Kumbernuss 19.92; Sui 19.67; Storp 19.38; Feduyshina 19.04; Cong 18.97; Pagel 18.54

Non-qualifiers: Krystyna Danilczyk POL 17.62; Lisette Martinez CUB 17.44; Agnese Maffei ITA 16.61; Myrtle Augee GBR 16.06; Christy Barrett USA 14.58; Aye Aye Nwe MYA 13.88; Tea Ai Seng BRU 12.23

Gothenburg 1995

Final (Aug 5)

1,	Astrid Kumbernuss	GER	21.22
2,	Huang Zhihong	CHN	20.04
3,	Svetla Mitkova	BUL	19.56
4,	Kathrin Neimke	GER	19.30
5,	Sui Xinmei	CHN	19.09
6,	Zhang Lihong	CHN	19.07
7,	Ramona Pagel	USA	18.81
8,	Stephanie Storp	GER	18.81
9,	Connie Price-Smith USA	18.72	
10,	Valentina Feduyshina UKR	18.03	
11,	Vita Pavlysh UKR	17.97	
12,	Irina Korzhanenko RUS	17.88	

Series	1	2	3	4	5	6
Kumbernuss	20.52	20.59	21.22	20.09	x	20.23
Huang	19.92	20.04	x	x	x	x
Mitkova	18.70	18.32	19.04	18.93	18.99	19.56
Neimke	18.37	19.30	18.72	19.11	19.15	x
Sui	18.90	x	x	18.42	18.60	19.09
Zhang	17.94	18.47	19.07	18.23	18.60	18.47
Pagel	x	18.39	18.81	18.11	x	17.78
Storp	18.22	18.01	18.81	x	x	-

Like John Godina in the Gothenburg men's shot put final, Astrid Kumbernuss dominated from the start. Her opener of 20.52 would have been good enough to win as would all her valid puts.

Kumbernuss, sporting heavily strapped knees, produced a put in the third round which landed much further than the three arcs marked on the throwing sector. It was a personal best of 21.22 which gave her a lead of 1.18m from defending champion Huang. That is how it finished, with the widest winning margin ever at world or Olympic level. Mitkova took the bronze from Neimke in the final round.

Qualifying round (18.80 or top 12 to final) (Aug 5)

Group A qualifiers: Kumbernuss 19.83; Zhang 18.60; Korzhanenko 18.40; Storp 18.36; Pavlysh 18.15
Price-Smith 18.15

Non-qualifiers: Judy Oakes GBR 17.87; Mara Rosolen ITA 16.90; Danguolė Urbikienė LTU 16.33; Eileen Vanis USA 16.11; Lisa Mispieka ASA 13.98; Mary Curry SAM 8.85; Oumou Traoré MLI DNS

Group B qualifiers: Neimke 19.07; Huang 19.01; Sui 18.75; Pagel 18.57; Mitkova 18.48; Feduyshina 18.40

Non-qualifiers: Corrie de Bruin NED 17.01; Natasa Erjavec SLO 16.91; Danijela Curović YUG 16.30; Yumileidis Cumba CUB 15.80; Hanan Ahmed Khaled EGY 14.56; Tea Ai Seng BRU 12.46; Nabeela Mabrouk PLE 5.71

Athens 1997

Final (Aug 7)

1, Astrid Kumbernuss	GER	20.71
2, Vita Pavlysh	UKR	20.66
3, Stephanie Storp	GER	19.22
4, Huang Zhihong	CHN	19.15
5, Connie Price-Smith	USA	19.00
6, Li Meisu	CHN	18.62
7, Nadine Kleinert	GER	18.42
8, Krystyna Danilczyk	POL	17.83

9, Svetla Mitkova BUL 17.75; 11, Valerya Althouse USA 16.92; 12, Tressa Thompson USA 16.48; 10, Svetlana Krivelyova RUS 17.38

Series	1	2	3	4	5	6
Kumbernuss	20.59	20.71	20.52	20.24	x	20.70
Pavlysh	x	20.57	x	20.51	20.36	20.66
Storp	19.22	18.84	x	18.67	18.67	x
Huang	18.63	18.64	18.72	19.15	x	19.07
Price-Smith	19.00	18.17	18.64	x	18.53	x
Li	17.30	18.62	18.21	18.58	18.10	18.50
Kleinert	18.33	18.42	x	17.91	18.22	x
Danilczyk	x	x	17.83	x	17.55	x

Kumbernuss couldn't wait to avenge her 1997 World Indoor Championships defeat by Pavlysh, a result which terminated the German's 53-win streak. "Losing in Paris," she said, "lit the fire again inside me"; she "wanted to show who is boss in the ring." Following an opening foul by Pavlysh, Kumbernuss started purposefully with 20.59 to establish a lead she was never to lose ... although it was close. Pavlysh threw 20.57 in the second round and although Kumbernuss responded with 20.71 the Ukrainian was always a danger and finished only 5cm down with 20.66, a far cry from the German's 1.18m winning margin in 1995 over Huang Zhihong. The latter, champion in 1991 and 1993, finished fourth this time behind Storp, Kumbernuss's training partner, whose bronze medal winning distance of 19.22 would have netted her 12th place in the 1987 final.

Qualifying Round (18.80 or top 12 to final) (Aug 5)

Group A qualifiers: Price-Smith 18.35; Kleinert 18.26; Storp 18.12; Althouse 17.89

Non-qualifiers: Mara Rosolen ITA 17.87; Zhang Lihoung CHN 17.82; Irina Korzhanenko RUS 17.80; Elisângela Adriano BRA 17.71; Valentina Fedushina UKR 17.31; Laurence Manfredi FRA 17.02; Lee Myung-Sun KOR 16.39; Kalliopi Ouzouni GRE NM

Group B qualifiers: Kumbernuss 20.69; Pavlysh 20.48; Huang 19.05; Krivelyova 18.41; Mitkova 18.07; Elisângela Adriano 18.07; Danilczyk 18.05; Li 17.99

Non-qualifiers: Judy Oakes GBR 17.84; Anna Romanova RUS 17.79; Yanina Korolchik BLR 17.75; Eleni Tsentemidou GRE 16.62; Nada Kawar JOR 15.76

Seville 1999

Final (Aug 25)

1, Astrid Kumbernuss	GER	19.85
2, Nadine Kleinert	GER	19.61
3, Svetlana Krivelyova	RUS	19.43
4, Yanina Korolchik	BLR	19.17
5, Cheng Xiaoyan	CHN	18.67
6, Yumileidi Cumbá	CUB	18.44
7, Valentina Fedushina	AUT	18.17
8, Krystyna Zabawska	POL	18.12

9, Teri Tunks USA 18.04; 10, Lee Myung-Sun KOR 17.92; 11, Connie Price-Smith USA 17.89; 12, Elena Hila ROU 17.88

Series	1	2	3	4	5	6
Kumbernuss	18.84	19.34	19.59	19.62	19.85	19.84
Kleinert	19.14	18.98	18.63	19.43	19.61	19.19
Krivelyova	18.92	19.22	x	19.43	19.35	19.34
Korolchik	18.08	18.61	x	17.98	19.17	x
Cheng	18.67	18.50	18.23	x	x	18.49
Cumbá	18.25	x	18.44	17.96	x	17.96
Fedushina	18.05	18.17	x	x	17.97	18.15
Zabawska	x	x	18.12	18.03	x	x

Back in January 1999 when Kumbernuss, six months after giving birth to a son, was barely able to reach 12 metres with a standing put in training, it must have seemed like an unattainable dream ... but retain the world title she did. Early in the season she was consistently losing, but

this athlete, who once went unbeaten in 53 contests, gradually rediscovered her strength and technical prowess. With 19.76 to her name she went to Seville second on the world list to World Indoor Champion Krivelyova (20.26). The return to big-time competition fired her up and in round 2 she took the lead with 19.34 and increased it with her next three throws to 19.59, 19.62 and 19.85. Team-mate Kleinert snatched second from Krivelyova with a fifth round personal best of 19.61.

Qualifying round (18.50 or top 12 to final) (Aug 25)

Group A qualifiers: Kumbernuss 18.84; Cheng 18.62; Zabawska 18.49; Cumbá 18.38; Price-Smith 18.10; Hila 18.09; Korolchik 17.90

Non-qualifiers: Laurence Manfredi FRA 17.89; Mara Rosolen ITA 17.84; Anna Romanova RUS 17.78; Juttaporn Krasaeang THA 17.39; Song Feina CHN 17.26; Svetla Sinirtaş TUR 16.40

Group B qualifiers: Krivelyova 19.54; Kleinert 18.59; Lee 18.37; Fedushina 18.28; Tunks 18.09

Non-qualifiers: Yu Juan CHN 17.82; Kalliopi Ouzouni GRE 17.79; Tressa Thompson USA 17.52; Nadezhda Ostapchuk BLR 17.47; Lieja Koeman NED 17.45; Martina de la Puente ESP 16.68; Nada Kawar JOR 16.30; Vivian Peters NGR DNS

Edmonton 2001

Final (Aug 5)

1, Yanina Korolchik	BLR	20.61
2, Nadine Kleinert-Schmitt	GER	19.86
3, Vita Pavlysh	UKR	19.41
4, Larisa Peleshenko	RUS	19.37
5, Irina Korzhanenko	RUS	19.35
6, Astrid Kumbernuss	GER	19.25
7, Nadezhda Ostapchuk	BLR	18.98
8, Yumileidi Cumbá	CUB	18.73

9, Svetlana Krivelyova RUS 18.70; 10, Krystyna Zabawska POL 18.50; 11, Elisângela Adriano BRA 18.06; 12, Lieja Koeman NED 17.89

Series	1	2	3	4	5	6
Korolchik	x	19.71	20.61	x	19.21	19.61
Kleinert-Schmitt	19.54	18.88	19.45	19.10	x	19.86
Pavlysh	19.01	19.41	18.80	x	18.98	x
Peleshenko	x	19.06	19.37	19.32	19.30	19.15
Korzhanenko	19.35	x	x	18.55	18.63	x
Kumbernuss	18.77	19.02	18.91	x	19.25	-
Ostapchuk	18.65	18.81	18.52	18.71	18.98	x
Cumbá	18.73	x	18.34	x	17.90	18.56

Three-time winner Kumbernuss slumped to sixth place while Korolchik, a surprise Olympic Champion in 2000, was completely dominant. Her qualifying throw (19.87) alone was longer than anyone else could manage in the entire competition, and in the final she put 20.61 in the third. Kleinert-Schmitt, wearing black and red hair, repeated her 1999 silver. She let out a squeal of delight after her final put which landed at a personal best of 19.86.

The medal positions were unchanged after round 2 and the bronze went to Athens silver medalist Pavlysh.

Qualifying round (18.40 or top 12 to final) (Aug 5)

Group A qualifiers: Korolchik 19.87; Pavlysh 18.68; Cumbá 18.64; Kumbernuss 18.54; Zabawska 18.48; Krivelyova 18.47; Koeman 17.93

Non-qualifiers: Kalliopi Ouzouni GRE 16.82; Elena Hila ROU 16.57; Iolanta Ulyeva KAZ 16.22

Group B qualifiers: Kleinert-Schmitt 19.35; Korzhanenko 18.96; Peleshenko 18.65; Ostapchuk 18.44; Adriano 18.11

Non-qualifiers: Katarzyna Zakowicz POL 17.71; Lee Myung-Sun KOR 17.66; Cheng Xiaoyan CHN 17.32; Seilala Sua USA 16.61; Georgette Reed CAN 15.92

Paris 2003

Final (Aug 27)

1, Svetlana Krivelyova	RUS	20.63
2, Nadezhda Ostapchuk	BLR	20.12
3, Vita Pavlysh	UKR	20.08
4, Irina Korzhanenko	RUS	19.17
5, Valerie Adams	NZL	18.65
6, Krystyna Zabawska	POL	18.62
7, Nadine Kleinert	GER	18.48
8, Assunta Legnante	ITA	18.28

9, Elisângela Adriano BRA 18.11; 10, Lieja Tunks NED 17.99; 11, Li Meiju CHN 17.92; 12, Irini Terzoglou GRE 17.88

Series	1	2	3	4	5	6
Krivelyova	19.60	19.97	20.30	20.63	20.45	20.12
Ostapchuk	18.46	19.56	x	19.45	20.12	x
Pavlysh	x	19.43	20.03	18.72	20.08	19.98
Korzhanenko	x	19.12	19.17	x	x	x
Adams	18.55	18.65	17.82	x	x	17.85
Zabawska	18.32	x	18.62	x	18.23	18.49
Kleinert	18.00	18.48	18.38	18.31	18.12	18.07
Legnante	17.48	x	18.28	17.99	17.70	18.08

Contesting her sixth final, Krivelyova finally added a gold medal to go with her Olympic title of 1992. Ostapchuk had the leading qualifying mark of 19.56 and went even further with 20.12 in round five of the final. By then the 34 year-old Russian was in a commanding lead at 20.63. The only other one over 20m was Pavlysh who took the bronze medal, just two places ahead of promising junior Adams. Former winner Kumbernuss failed to reach the final.

Qualifying round (18.40 or top 12 to final) (Aug 27)

Group A qualifiers: Pavlysh 19.00; Kleinert 18.85; Korzhanenko 18.69; Zabawska 18.46; Li 18.23; Adriano 18.20

Non-qualifiers: Yumileidi Cumbá CUB 17.95; Laurence Manfrédi FRA 17.88; Vivian Chukwuemeka NGR 17.45; Nadine Beckel GER 17.42; Chinatsu Mori JPN 16.86; Kristin Heaston USA 16.70

Group B qualifiers: Ostapchuk 19.56; Adams 18.77; Krivelyova 18.66; Tunks 18.44; Terzoglou 18.39; Legnante 17.97

Non-qualifiers: Astrid Kumbernuss GER 17.83; Olga Ryabinkina RUS 17.74; Elena Hila ROU 17.30; Zhang Xiaoyu CHN 16.82; Flor Vásquez DOM 16.52; Iolanta Ulyeva KAZ 16.32; Ana Po'uhila TGA 14.96

Helsinki 2005

Final (Aug 13)

1,	Olga Ryabinkina	RUS	19.64
2,	Valerie Vili	NZL	19.62
3,	Nadine Kleinert	GER	19.07
4,	Yumileidi Cumbá	CUB	18.64
5,	Li Meiju	CHN	18.35
6,	Natalya Khoronoko	BLR	18.34
7,	Christina Schwanitz	GER	18.02
8,	Misleidy González	CUB	18.01

9, Lieja Tunks NED 17.83; 10, Assunta Legnante ITA 16.99; Svetlana Krivelyova RUS DQ (r40.8) (19.16); Nadezhda Ostapchuk BLR DQ (r40.1) (20.51)

Series	1	2	3	4	5	6
Ryabinkina	x	19.34	19.64	x	19.06	18.76
Vili	x	18.23	19.62	19.33	x	19.62
Kleinert	x	17.92	18.70	18.87	19.07	x
Cumbá	18.37	x	x	18.57	x	18.64
Li	17.51	18.20	18.35	x	18.10	x
Khoronoko	16.91	17.85	18.25	18.02	18.34	x
Schwanitz	17.55	18.02	x			
González	17.85	18.01	17.82			
[Ostapchuk	20.30	20.13	x	x	20.23	20.51]
[Krivelyova	17.35	18.47	19.16	18.59	19.10	18.94]

In five of the previous seven championships, the title had been won by more than half a metre. Ostapchuk, the only thrower to reach 20m ensured a similar win for herself with her opening throw in the final of 20.30. Of the finalists only Krivelyova (with a best of 21.06 from 1992) had ever thrown further, and only Cumbá, with 18.37, was within 2m at the end of round one. Ostapchuk had three other fair throws: 20.13, 20.23 and 20.51. Round three saw the other medals decided as Ryabinkina threw 19.64 two throws before Vili managed 19.62.

Krivelyova finished fifth, but all performances by her between August 2004 & 2006 were annulled when a re-test of the doping sample she had given at the 2004 Olympic Games proved positive. Then in March 2013, it was announced that a re-test of the samples taken in Helsinki had shown adverse findings for several athletes including Nadezhda Ostapchuk. She had in the meantime been stripped of a gold at the London Olympics because of a further infraction. The IAAF confirmed her punishment package in February 2014. She was banned for four years in 2012-2016 and all her results between Helsinki 2005 and August 14, 2007 were annulled. Ryabinkina became the rightful World Champion, from Vili and Kleinert.

Qualifying round (18.30 or top 12 to final) (Aug 12)

Group A qualifiers: Cumbá CUB 18.94; Ryabinkina RUS 18.72; Li 18.35; Legnante 18.06; Tunks 17.87; Ostapchuk BLR DQ (r40.1) (19.65) (Qualified for final but disqualified in retrospect)

Non-qualifiers: Olga Ivanova RUS 17.80; Petra Lammert GER 17.72; Kristin Heaston USA 17.53; Vivian Chukwuemeka NGR 17.50; Elisângela Adriano BRA 16.94; Cristiana Checchi ITA 16.67; Ana Po'uhila TGA 15.14

Group B qualifiers: Vili 19.87; Kleinert 18.90; Khoronoko 18.83; González 18.53; Schwanitz 18.35; Krivelyova DQ (r40.8) (19.28)

Non-qualifiers: Kim Barrett JAM 17.85; Chiara Rosa ITA 17.32; Cleopatra Borel-Brown TTO 17.31; Oksana Chibisova RUS 16.67; Lee Mi-Young KOR 16.60; Yoko Toyonaga JPN 16.51; Liz Wanless USA 16.50

Osaka 2007

Final (Aug 26)

1,	Valerie Vili	NZL	20.54
2,	Nadezhda Ostapchuk	BLR	20.48
3,	Nadine Kleinert	GER	19.77
4,	Li Ling	CHN	19.38
5,	Petra Lammert	GER	19.33
6,	Li Meiju	CHN	18.83
7,	Gong Lijiao	CHN	18.66
8,	Chiara Rosa	ITA	18.39

9, Anna Omorova RUS 18.20; 10, Yanina Pravalinska BLR 18.17; 11, Misleydis González CUB 18.14; 12, Yumileidi Cumbá CUB 17.93

Series	1	2	3	4	5	6
Vili	19.89	19.74	19.80	x	19.95	20.54
Ostapchuk	20.04	x	19.17	x	x	20.48
Kleinert	18.75	19.45	19.04	x	19.77	19.72
Li L	18.21	18.88	x	18.92	x	19.38
Lammert	19.33	x	19.27	18.86	18.92	x
Li M	17.29	18.79	18.83	18.32	18.77	18.62
Gong	17.82	18.66	x	18.34	x	x
Rosa	x	18.35	18.17	18.39	x	x

The only athletes further than 20m prior to Osaka were Ostapchuk, Lammert and Vili. Ostapchuk scared herself in the qualifying, throwing 18.23 to become the 12th qualifier by a margin of just four centimetres. Buoyed up, the Belarusian opened the final with 20.04 to head Vili 19.89 and Lammert 19.33 at the end of round one.

Kleinert moved into bronze medal position in round two with 19.45, while Vili tried to make inroads into Ostapchuk's lead. Her 19.74 in round two was followed by 19.80 in the next round, and 19.95 in round five, while Kleinert made a further improvement to 19.77, also in the penultimate round. Li slipped by Lammert for fourth with 19.38 in the final round. The imposing (1.93/121Kg) Vili then produced a Commonwealth record of 20.54 to move into a big lead. Ostapchuk, showing great competitive instincts, reacted by putting her season's best of 20.48 to end a superb final round. It should be noted that, as reported for Helsinki 2005, the Belarusian had all results annulled for a period two years up to a fortnight before competing in Osaka.

Qualifying round (18.35 or top 12 to final) (Aug 26)

Group A qualifiers: Vili 19.45; Li M 19.05; Rosa 18.77; Li L 18.76; Lammert 18.72; Pravalinska 18.52; Cumbá 18.29

Non-qualifiers: Anna Avdeyeva RUS 18.19; Helena Engman SWE 17.50; Kristin Heaston USA 17.40; Elisângela Adriano BRA 17.07; Sarah Stevens USA 16.87; Ana Po'uhila TGA 16.62; Lin Chia-Ying TPE 16.41

Group B qualifiers: Kleinert 19.17; Omorova 18.85; Gong 18.38; González 18.28; Ostapchuk 18.23

Non-qualifiers: Assunta Legnante ITA 18.19; Oksana Gas RUS 17.65; Cleopatra Borel-Brown TTO 17.29; Yoko Toyonaga JPN 17.02; Jillian Camarena USA 16.95; Irache Quintanal ESP 16.53; Anca Heltne ROU 16.27; Iolanta Ulyeva KAZ 15.52; Vivian Chukwuemeka NGR NM

Berlin 2009

Final (Aug 16)

1,	Valerie Vili	NZL	20.44
2,	Nadine Kleinert	GER	20.20
3,	Gong Lijiao	CHN	19.89
4,	Natalia Mikhnevich	BLR	19.66
5,	Anna Avdeyeva	RUS	19.66
6,	Michelle Carter	USA	18.96
7,	Li Meiju	CHN	18.76
8,	Misleidy González	CUB	18.74

9, Mailin Vargas CUB 18.67; 10, Liu Xiangrong CHN 18.52; 11, Denise Hinrichs GER 18.39; 12, Christina Schwanitz GER 17.84

Series	1	2	3	4	5	6
Vili	19.40	x	20.25	20.16	20.44	20.25
Kleinert	20.06	19.52	20.20	19.61	x	x
Gong	19.69	19.89	19.68	19.75	x	x
Mikhnevich	19.66	x	19.27	19.51	x	x
Avdeyeva	18.66	18.78	19.48	19.66	x	x
Carter	x	18.93	18.96	x	18.30	x
Li	18.76	18.35	18.66	x	x	x
González	18.73	18.57	x	18.60	18.74	18.43

Vili, the reigning World and Olympic Champion, was the prohibitive favourite, and duly led the qualifiers with 19.70. Notably, all those who advanced used the traditional "O'Brien" technique. In the final, Vili got off to a slow start with 19.40, which was exceeded in the opening round by Kleinert (20.06) equaling her lifetime best, Gong and Mikhnevich. The Chinese thrower improved to a personal best of 19.89 in round two. By her third throw Vili had also been overtaken by Avdeyeva (19.48), but she then launched the shot out to 20.25. Kleinert, clearly galvanized by the home crowd, improved her best to 20.20, and Vili responded with throws of 20.16, a winning 20.44, and another 20.25. Kleinert won her third silver medal in the event, while Vili would subsequently win the World Athletics Final with 21.07, her eleventh consecutive annual improvement.

The victory lap of the medalists (and also the heptathletes) was paused at the 300m point for the men's 100m final.

Qualifying round (18.50 or top 12 to final) (Aug 16)

Group A qualifiers: Mikhnevich 19.12; Avdeyeva 18.92; Hinrichs 18.69; Li 18.53; Schwanitz 18.25; Vargas 18.14

Non-qualifiers: Anca Helthe ROU 17.92; Chiara Rosa ITA 17.89; Austra Skujytė LTU 17.86; Laurence Manfrédi FRA 17.25; Helena Engman SWE 17.19; Jill Camarena USA 16.92; Annie Alexander TTO 16.01; Kristin Heaston USA 14.98

Group B qualifiers: Vili 19.70; Kleinert 19.36; Gong 19.08; González 18.62; Carter 18.44; Liu 18.10

Non-qualifiers: Cleopatra Borel-Brown TTO 17.99; Mariam Kevkhishvili GEO 17.95; Yanivuis López CUB 17.71; Natalia Ducó CHI 17.61; Jessica Cérival FRA 17.30; Anita Márton HUN 16.80; Leyla Rajabi IRI 16.60; Ana Po'uhila TGA 16.09

Daegu 2011

Final (Aug 29)

1, Valerie Adams	NZL	21.24
2, Nadezhda Ostapchuk	BLR	20.05
3, Jillian Camarena-Williams	USA	20.02
4, Gong Lijiao	CHN	19.97
5, Yevgeniya Kolodko	RUS	19.78
6, Li Ling	CHN	19.71
7, Anna Avdeyeva	RUS	19.54
8, Nadine Kleinert	GER	19.26

9, Michelle Carter USA 18.76; 10, Anna Omarova RUS 18.67; 11, Natalia Mikhnevich BLR 18.47; 12, Christina Schwanitz GER 17.96; 13, Cleopatra Borel-Brown TTO 17.62

Series	1	2	3	4	5	6
Adams	19.37	x	20.04	20.72	x	21.24
Ostapchuk	19.58	19.34	19.87	19.87	20.05	19.60
C-Williams	19.63	18.53	19.24	20.02	18.80	19.44
Gong	19.64	x	x	19.82	19.97	x
Kolodko	18.42	18.28	19.78	x	x	19.26
Li	19.12	19.71	19.23	19.60	19.50	19.49
Avdeyeva	18.80	18.65	19.16	18.96	19.54	18.51
Kleinert	19.26	x	18.83	x	x	-

Between them Adams and Ostapchuk had won six of the 12 available medals since 2003, and had the top 11 marks of the season, so it was no surprise to find them on the podium again. Gong (19.64) and Camarena-Williams (19.63) led until the third round, when Adams (20.04), Ostapchuk (19.87) and Kolodko (a personal best of 19.78) all clicked. Adams put the gold medal beyond doubt in the next round with 20.72, as Camarena-Williams improved to 20.02. Ostapchuk went into silver medal position in the fifth with 20.05, then on the last throw of the competition Adams "smashed the crap out of the shot" and it landed 21.24 away from the circle. The popular New Zealander bounded around with glee when she saw the measurement, which was a lifetime and Commonwealth record, and equaled Lisovskaya's ancient championship record from 1987.

The winner had since 2010 been coached by Jean-Pierre Egger, who was also the trainer of triple male World Champion Werner Günthör.

Qualifying round (18.65 or top 12 to final) (Aug 28)

Group A qualifiers: Adams 19.79; Camarena-Williams 19.09; Borel-Brown 18.95; Avdeyeva 18.92; Mikhnevich 18.88; Kleinert 18.75; Li 18.67

Non-qualifiers: Misyedís González CUB 18.24; Julie Labonté CAN 18.04; Josephine Terlecki GER 17.85; Sarah Walker USA 17.20; Radoslava Mavrodieva BUL 15.76

Group B qualifiers: Gong 19.21; Schwanitz 19.20; Ostapchuk 19.11; Omarova 19.03; Kolodko 18.90; Carter 18.85

Non-qualifiers: Chiara Rosa ITA 18.28; Mailin Vargas CUB 18.27; Liu Xiangrong CHN 18.22; Natalia Ducó CHI 17.42; Anita Márton HUN 17.04; Lee Mi-Young KOR 16.18; Simoné du Toit RSA 15.83

Moscow 2013

Final (Aug 12)

1, Valerie Adams	NZL	20.88
2, Christina Schwanitz	GER	20.41
3, Gong Lijiao	CHN	19.95
4, Michelle Carter	USA	19.94
5, Yevgeniya Kolodko	RUS	19.81
6, Li Ling	CHN	18.39
7, Irina Tarasova	RUS	18.37
8, Tia Brooks	USA	18.09

9, Halyna Obleshchuk UKR 18.08; 10, Liu Xiangrong CHN 18.04; 11, Natalia Ducó CHI 18.02; 12, Alena Kopets BLR 17.70

Series	1	2	3	4	5	6
Adams	20.41	20.46	20.88	x	20.76	20.32
Schwanitz	19.22	19.72	19.61	19.42	19.74	20.41
Gong	19.16	19.95	19.74	x	19.37	19.77
Carter	19.92	19.94	19.35	x	19.67	19.57
Kolodko	18.97	19.49	19.40	19.81	x	x
Li	18.30	17.97	18.18	17.68	18.39	18.32
Tarasova	18.06	17.82	18.08	18.31	x	18.37
Brooks	18.09	x	17.94	17.73	x	17.49

Adams came to Moscow with an unbeaten streak of 39, and the best five marks of the season. Her former arch rival Nadezhda Ostapchuk was absent, having failed two doping tests at the London Olympics and a further re-test of her sample from Helsinki 2005.

In the first round of the final, Carter opened with 19.92, then Adams took the lead with 20.41. The New Zealander claimed the title with her second round throw of 20.46, improving in the third to 20.88, her best of the day. Gong's second round 19.95 held the silver medal until the final round, when the ecstatic Schwanitz jumped up from fifth with a personal best 20.41. For Adams it was a fourth title in a row, making her the only woman to achieve that feat.

Qualifying round (18.70 or top 12 to final) (Aug 11)

Group A qualifiers: Adams 19.89; Kolodko 19.55; Gong Lijiao 18.88; Liu Xiangrong 18.68; Brooks 17.92

Non-qualifiers: Josephine Terlecki GER 17.87; Cleopatra Borel TTO 17.84; Anca Helthe ROU 17.76; Yulia Leantsiuk BLR 17.73; Sandra Lemus COL 17.55; Anita Márton HUN 17.32; Olga Holodnaya UKR 17.21; Emel Derefi TUR 16.60; Valentina Mužarić CRO 16.47

Group B qualifiers: Carter 19.76; Schwanitz 19.18; Tarasova 18.37; Ducó 18.28; Li 18.19; Obleshchuk 18.04; Kopets 17.87

Non-qualifiers: Geisa Arcaño BRA 17.55; Radoslava Mavrodieva BUL 17.34; Chiara Rosa ITA 17.18; Úrsula Ruiz ESP 17.14; Ahymará Espinoza VEN 16.86; Yanivuis López CUB 16.82; Aliona Dubitskaya BLR 16.53; Alyssa Hassien USA 15.97

SHOT PUT

Multiple Medalists:

5	Nadine Kleinert/Schmitt	GER	99-2, 01-2, 05-3, 07-3, 09-2
	Valerie Vili/Adams	NZL	05-2, 07-1, 09-1, 11-1, 13-1
4	Svetlana Krivelyova	URS/RUS	91-3, 93-2, 99-3, 03-1
3	Huang Zhihong	CHN	91-1, 93-1, 95-2
	Astrid Kumbernuss	GER	95-1, 97-1, 99-1
	Vita Pavlysh	UKR	97-2, 01-3, 03-3
	Nadezhda Ostapchuk	BLR	03-2, 07-2, 11-2
2	Natalya Lisovskaya	URS	87-1, 91-2
	Kathrin Neimke	GDR/GER	87-2, 93-3
	Gong Lijiao	CHN	09-3, 13-3

Shot Put, continued

Most Finals/Appearances:

8 Kleinert/Schmitt 97-7, 99-2, 01-2, 03-7, 05-3, 07-3, 09-2, 11-8

National Placings:

	1	2	3	4	5	6	7	8	Points
GER	3	6	6	3	1	4	4	3	144
CHN	2	1	2	4	5	5	3	-	96
RUS	2	1	1	2	4	-	2	-	59
BLR	1	3	-	2	-	1	1	-	44
NZL	4	1	-	-	1	-	-	-	43
URS	1	1	1	1	2	-	1	-	36
UKR	-	1	2	-	-	1	-	-	21
USA	-	-	1	1	1	1	1	1	21
CUB	-	-	-	1	-	1	-	-	5
TCH	1	-	-	-	-	-	-	1	9
BUL	-	-	1	-	-	-	-	-	6
POL	-	-	-	-	1	-	-	2	5
ROU	-	-	-	-	-	1	-	-	3
AUT	-	-	-	-	-	-	1	-	2
ITA	-	-	-	-	-	-	-	2	2
Totals	14	14	14	14	14	14	14	14	504

Discus Throw**Helsinki 1983****Final (Aug 10)**

1, Martina Opitz	GDR	68.94
2, Galina Murashova	URS	67.44
3, Mariya Petkova	BUL	66.44
4, Tsvetanka Khristova	BUL	65.62
5, Gisela Beyer	GDR	65.26
6, Zdenka Šilhavá	TCH	64.32
7, Ria Stalman	NED	63.76
8, Meg Ritchie	GBR	62.50

9, Florenta Crăciunescu ROU 62.14; 10, Svetla Mitkova BUL 62.06; 11, Galina Savinkova URS 59.28; 12, Maria Bădea ROU 58.10

Series	1	2	3	4	5	6
Opitz	x	66.42	67.76	67.22	68.74	68.94
Murashova	x	64.82	65.96	64.80	x	67.44
Petkova	62.48	66.44	x	x	x	x
Khristova	65.62	65.52	63.62	62.24	63.42	62.90
Beyer	x	65.06	65.00	x	63.84	65.26
Šilhavá	60.58	64.18	62.76	x	64.32	x
Stalman	61.48	63.76	62.42	59.50	63.20	62.92
Ritchie	60.66	62.50	60.50	60.64	x	x

A major shock was the failure of Galina Savinkova – the world record holder at 73.26 – to qualify for three further throws in the final. Just as the Soviet thrower was below her best form, so the GDR's Martina Opitz must have been inspired. Only her country's second-string thrower, she took the lead in round 2 and improved with three of her remaining throws. All of these were better than the best of the runner-up Murashova, who clinched the silver with her final throw.

Qualifying round (61.00 or top 12 to final) (Aug 9)

Group A qualifiers: Petkova 65.84; Šilhavá 64.68; Opitz 64.66; Murashova 64.00; Mitkova 60.58; Ritchie 59.28; Bădea 57.82

Non-qualifiers: Anne Paavolaainen FIN 54.92; Li Xiachui CHN 54.58; Maryline Adam VAN 33.36

Group B qualifiers: Beyer 64.14; Savinkova 63.58; Crăciunescu 61.70; Khristova 61.50; Stalman 60.16

Non-qualifiers: Ulla Lundholm FIN 57.64; Carol Cady USA 57.34; Venissa Head GBR 53.78; Mariette van Heerden ZIM 45.22; Merooni Vibose FIJ 42.36; Juliet Cain NRU NM

Rome 1987**Final (Aug 31)**

1, Martina Hellmann	GDR	71.62
2, Diana Gansky	GDR	70.12
3, Tsvetanka Khristova	BUL	68.82
4, Ilke Wyludda	GDR	68.20
5, Svetla Mitkova	BUL	66.58
6, Zdenka Šilhavá	TCH	64.82

7, Larisa Mikhailchenko URS 64.72

8, Mariana Lengyel ROU 62.30

9, Maritza Martén CUB 62.00; 10, Larisa Korotkevich URS 60.74; 11 Renata Katewicz POL 58.22; Connie Price USA NM

Series	1	2	3	4	5	6
Hellmann	71.08	68.90	69.66	71.62	x	67.86
Gansky	66.64	67.50	70.12	68.78	65.42	x
Khristova	63.72	66.10	65.38	63.36	68.82	68.80
Wyludda	68.20	62.60	62.06	67.64	67.06	67.44
Mitkova	64.86	65.44	65.48	65.58	x	66.58
Šilhavá	64.34	64.82	x	64.46	64.30	63.88
Mikhailchenko	64.18	64.72	59.72	63.66	60.68	63.54
Lengyel	62.30	59.28	59.54	x	58.14	60.86

Hellmann (née Opitz) became the first athlete to retain a world title. She did so emphatically; with the first throw of the final, she set a championship record of 71.08. This she improved to 71.62 in the fourth round. The only other 70m throw of the contest was by Gansky in the third.

The GDR filled three of the first four places, with world junior record holder Wyludda in fourth spot. World senior record holder Šilhavá placed sixth, just as she had in Helsinki.

Qualifying round (62.50 or top 12 to final) (Aug 30)

Group A qualifiers: Gansky 63.64; Mitkova 62.80; Mikhailchenko 62.52; Marten 60.40; Price 59.90; Lengyel 59.72

Non-qualifiers: Anne Kansakangas FIN 57.10; Yu Hourun CHN 56.70; Nebila Mousli TUN 45.94; Hanane Ahmed Khaled EGY 42.64; Dorie Cortejo PHI 40.98; Morgyn Warner ZIM 38.56

Group B qualifiers: Wyludda 68.40; Khristova 66.86; Hellmann 66.80; Šilhavá 64.64; Korotkevich 60.48; Katewicz 58.88

Non-qualifiers: Carol Cady USA 58.50; Hou Xuemei CHN 58.26; Anetta Khorina URS 57.76; Maria Urrutia COL 53.94; Maria Marelo ITA 52.74

Tokyo 1991**Final (Aug 31)**

1, Tsvetanka Khristova	BUL	71.02
2, Ilke Wyludda	GER	69.12
3, Larisa Mikhailchenko	URS	68.26
4, Martina Hellmann	GER	67.14
5, Daniela Costian	AUS	66.06
6, Min Chunfeng	CHN	65.56
7, Irina Yatchenko	URS	64.92
8, Zhao Yonghua	CHN	63.62

9, Ellina Zvereva URS 63.22; 10, Maritza Martén CUB 62.40; 11, Xiao Yanling CHN 61.20; 12, Bárbara Hechavarría CUB 60.62

Series	1	2	3	4	5	6
Khristova	62.16	64.20	62.82	x	66.96	71.02
Wyludda	67.10	68.78	66.34	69.00	69.12	x
Mikhailchenko	66.20	67.30	67.46	67.12	67.96	68.26
Hellmann	65.32	66.28	67.14	65.80	x	66.56
Costian	64.32	x	65.56	x	66.06	x
Min	63.76	64.70	62.32	65.56	63.88	64.30
Yatchenko	63.84	63.86	x	64.92	60.76	62.24
Zhao	60.94	63.62	61.28	x	60.84	x

The day after Carl Lewis's long jump defeat there was another shock when Ilke Wyludda – the winner of her previous 40 contests – was beaten. Not that the German performed badly. She threw season's bests in the fourth (69.00) and fifth rounds (69.12) to establish a commanding lead. Earlier in the fifth round, the pony-tailed Khristova had improved from seventh to third with 66.96, pushing defending champion Hellmann out of the medals.

The Bulgarian really clicked in round 6. Taking two turns, she propelled the discus clearly past the 70m line. To avoid defeat, the German needed to throw further than she had for the past 15 months. She waited until after the women's high jump ceremony to take her chance, but fell short of 70m and deliberately fouled.

"I had a certain degree of confidence I could win a medal, but I didn't expect such a long throw as 71 metres," said Khristova. "Wyludda must be surprised."

Khristova served a four-year doping suspension from 1993. Sadly, she died at age 46 in 2008 from lung cancer and bronchopneumonia.

Qualifying round (62.00 or top 12 to final) (Aug 29)

Group A qualifiers: Wyludda 67.72; Costian 62.74; Martén 60.88; Yatchenko 60.38; Zhao 59.80

Non-qualifiers: Franka Dietzsch GER 59.16; Stefeniya Simova BUL 58.10; Lacy Barnes USA 56.84; Agnese Maffei ITA 56.36; Mette Bergmann NOR 55.78; Teresa Machado POR 53.64 Alice Matejková TCH 55.82; Ikuko Kitamori JPN 48.52; Maria Obando NCA 41.78; Hanane Ahmed Khaled EGY DNS

Group B qualifiers: Khristova 67.10; 2, Helldmann 65.26; Mikhalchenko 64.68; Zvereva 61.86; Xiao 61.68; Hechavarría 60.86; Min 59.42

Non-qualifiers: Vladimira Malatová TCH 58.38; Marie-Paule Geldhof BEL 57.26; Carla Garrett USA 56.62; Jackie McKernan GBR 55.64; Manuela Tircei ROU 55.62; Penny Neer USA 54.26; Angeles Barreiro ESP 51.24; Wilna Bredenhann NAM 43.60; Huguette Robertson GUY 34.52

Stuttgart 1993**Final (Aug 19)**

1,	Olga Burova	RUS	67.40
2,	Daniela Costian	AUS	65.36
3,	Min Chunfeng	CHN	65.26
4,	Maritza Martén	CUB	64.62
5,	Anja Gündler	GER	62.92
6,	Bárbara Hechavarría	CUB	62.52
7,	Nicoleta Grasu	ROU	62.10
8,	Franka Dietzsch	GER	62.06
9,	Vladimira Malatová TCH 61.10; 10, Larisa Mikhalchenko UKR 60.76; 11, Ilke Wyludda GER 60.42; Qiu Qiaoping CHN NM		

Series	1	2	3	4	5	6
Burova	63.28	67.40	65.80	67.06	65.00	x
Costian	63.90	64.78	64.66	65.36	65.12	x
Min	62.16	61.88	65.26	61.92	x	64.10
Martén	x	60.98	63.34	63.38	64.62	64.42
Gündler	62.24	60.26	62.36	59.52	62.72	62.92
Hechavarría	60.70	60.16	62.52	x	x	58.44
Grasu	x	56.78	62.10	x	61.26	59.52
Dietzsch	61.34	61.28	58.86	60.30	62.06	60.76

For the third successive World Championships, the qualifying round was won by Ilke Wyludda. Sadly, the German had been hampered by injury all summer and had nothing left for the final, finishing 11th.

The ex-Romanian Costian took an early lead in the final with throws of 63.90 and 64.78. Later in the second round, Burova threw 67.40 and this proved to be the winning effort. In the third round, Min moved into second place, but was back to third in the next round when Costian improved to 65.36.

Qualifying round (62.50 or top 12 to final) (Aug 17)

Group A qualifiers: Wyludda 64.06; Min 63.56; Burova 63.44; Costian 62.52; Grasu 62.28; Hechavarría 61.60

Non-qualifiers: Svetla Mitkova BUL 61.18; Ellina Zvereva BLR 59.64; Jacqueline Goormachtigh NED 58.74; Mette Bergmann NOR 58.12; Zdenka Šilhavá TCH 57.16; Jackie McKernan GBR 56.14; Teresa Machado POR 56.02; Ursula Weber AUT 55.48; Carla Garrett USA 53.52; Monia Kari TUN 51.26; Aye Aye Nwe MYA 47.40

Group B qualifiers: Marten 63.66; Gündler 62.82; Qiu 62.32; Dietzsch 61.66; Mikhalchenko 61.56; Malatová 61.22

Non-qualifiers: Larisa Korotkevich RUS 61.12; Renata Katewicz POL 60.66; Austrute Mikelytė LTU 59.82; Manuela Tircei ROU 59.50; Connie Price-Smith USA 59.16; Agnese Maffei ITA 57.06; Kris Kuehl USA 56.66; Alice Matejková TCH 53.86; Danijela Čurović IWP 53.72; Theresa Brick CAN 50.38; Orepá Naseri SAM 26.30

Gothenburg 1995**Final (Aug 12)**

1,	Ellina Zvereva	BLR	68.64
2,	Ilke Wyludda	GER	67.20
3,	Olga Chernyavskaya	RUS	66.86
4,	Maritza Martén	CUB	64.36
5,	Natalya Sadova	RUS	62.60
6,	Mette Bergmann	NOR	62.48
7,	Franka Dietzsch	GER	61.28
8,	Lyudmila Filimonova	BLR	61.16
9,	Irina Yatchenko BLR 60.48; 10, Bárbara Hechavarría CUB 58.98; 11, Anastasia Kelesidou GRE 58.96; 12, Daniela Costian AUS 56.46		

Series	1	2	3	4	5	6
Zvereva	68.64	63.04	65.42	63.82	65.86	66.92
Wyludda	64.00	66.02	66.60	65.48	67.20	67.00
Chernyavskaya	66.86	65.20	x	59.58	x	62.86

	1	2	3	4	5	6
Martén	x	63.22	63.12	60.44	64.36	x
Sadova	59.64	62.60	59.42	60.62	59.58	x
Bergmann	x	x	62.48	x	x	59.48
Dietzsch	61.28	60.72	58.60	x	x	x
Filimonova	54.32	59.26	61.16	58.94	x	x

Zvereva completed the Belarus discus medal collection by adding gold to the silver and bronze taken by her compatriots in the men's contest one day earlier. The 34 year-old threw 68.64 in the first round to easily beat the 66.86 by defending champion Chernyavskaya (formerly Burova). Wyludda, the favourite, was beaten again. She stayed in third place until reaching 67.20 in the fifth round, so she did at least repeat her 1991 silver.

"I knew that I had only one chance – to throw the big one in the first round," said Zvereva. "I'm not sure I would have been the champ had I thrown my best in the second or third round."

Qualifying round (62.00 or top 12 to final) (Aug 10)

Group A qualifiers: Sadova 63.64; Zvereva 62.44; Costian 61.42; Filimonova 61.18; Hechavarría 60.48; Dietzsch 59.78

Non-qualifiers: Teresa Machado POR 59.68; Nicoleta Grasu ROU 58.62; Corrie de Bruin NED 58.14; Zdenka Šilhavá CZE 56.38; Eddie Boyer USA 55.14; Danyel Mitchell USA 54.62; Beatrice Faumuina NZL 54.32; Stella Tsikouna GRE 49.92; Caroline Fournier MRI 45.18; Eva María Dimas ESA 41.78

Group B qualifiers: Wyludda 65.24; Bergmann 64.50; Martén 64.42; Chernyavskaya 62.96; Yatchenko 62.54; Kelesidou 59.88

Non-qualifiers: Jana Lauren GER 59.56; Lisa-Marie Vizianari AUS 59.24; Atanaska Angelova BUL 58.94; Li Qiumei CHN 58.88; Cristina Boit ROU 58.54; Jacqueline Goormachtigh NED 57.82; Melissa Weis USA 57.34; Danijela Čurović YUG 56.88; Jackie McKernan GBR 54.78; Oumou Traoré MLI 36.46; Rangi Ngaata COK 32.84

Athens 1997**Final (Aug 7)**

1,	Beatrice Faumuina	NZL	66.82
2,	Ellina Zvereva	BLR	65.90
3,	Natalya Sadova	RUS	65.14
4,	Larisa Korotkevich	RUS	63.02
5,	Irina Yatchenko	BLR	62.58
6,	Teresa Machado	POR	62.00
7,	Stella Tsikouna	GRE	61.92
8,	Agnese Maffei	ITA	61.40
9,	Luan Zhili CHN 60.62; 10, Nicoleta Grasu ROU 60.14; 11, Anna Söderberg SWE 58.22; 12, Lisa-Marie Vizianari AUS 57.56		

Series	1	2	3	4	5	6
Faumuina	x	x	66.82	62.60	x	x
Zvereva	63.40	65.90	61.86	64.98	64.64	65.72
Sadova	63.70	65.14	x	63.08	x	x
Korotkevich	62.76	62.44	60.96	x	63.02	62.04
Yatchenko	x	62.02	61.40	62.58	60.70	57.94
Machado	62.00	60.78	x	x	59.92	x
Tsikouna	61.92	57.70	x	58.00	59.66	58.12
Maffei	61.40	54.98	57.48	54.36	54.28	x

Faumuina lived dangerously before winning New Zealand's first ever world title (or medal even). In the qualifying competition she faced a crisis after fouling her first two throws. She might have opted for a safety throw but there was no compromise as she registered a distance of 64.58. In the final the same thing happened. Two fouls left her facing extinction and she needed over 61m to survive the cut. No problem ... despite, or maybe because of, the pressure she threw 66.82, which not only ensured her three more trials but won her the title. She had come a long way since Gothenburg where she failed to reach the final, placing 28th of the 33 entrants with 54.32. Defending champion Zvereva and Olympic silver medallist Sadova were unable to improve upon their second round efforts of 65.90 and 65.14 for the other medals.

Qualifying round (62.50 or top 12 to final) (Aug 5)

Group A qualifiers: Yatchenko 65.00; Faumuina 64.58; Tsikouna 61.52; Grasu 60.44; Korotkevich 60.30; Vizianari 60.28; Maffei 59.94

Non-qualifiers: Liu Fengying CHN 59.50; Alice Matejková CZE 58.96; Suzy Powell USA 54.22; Shelley Drew GBR 53.96; Tzvetanka Khristova BUL 53.64; Areti Abatzi GRE 49.72; Hüsnüye Keskin TUR 48.80

Group B qualifiers: Zvereva 65.94; Sadova 65.14; Machado 61.36; Luan 61.18; Söderberg 59.88

Non-qualifiers: Yelena Antonova UKR 59.62; Anastasia Kelesidou GRE 59.22; Edie Boyer USA 59.18; Elisângela Adriano BRA 57.88; Xiao Yanling CHN 56.32; Lacy Barnes-Milham USA 55.52; Siniva Marsters COK 35.22; Isabelle Devaluez FRA, Franka Dietzsch GER & Mette Bergmann NOR NM

Seville 1999

Final (Aug 23)

1,	Franka Dietzsch	GER	68.14
2,	Anastasia Kelesidou	GRE	66.05
3,	Nicoleta Grasu	ROU	65.35
4,	Natalya Sadova	RUS	64.98
5,	Beatrice Faumuina	NZL	64.62
6,	Seilala Sua	USA	63.73
7,	Yelena Antonova	UKR	63.61
8,	Stélla Tsikóúna	GRE	63.43

9, Irina Yatchenko BLR 62.99; 10, Ellina Zvereva BLR 62.75; 11, Katerína Vóggoli GRE 61.00; 12, Anja Möllenbeck GER 59.48

Series	1	2	3	4	5	6
Dietzsch	66.34	63.60	67.60	x	68.14	65.34
Kelesidou	64.69	x	63.35	x	66.05	64.46
Grasu	63.35	x	62.53	62.89	65.35	x
Sadova	64.69	64.98	60.65	64.59	61.08	64.19
Faumuina	61.60	62.88	63.97	64.62	61.30	59.74
Sua	60.21	58.22	63.73	x	x	59.74
Antonova	62.13	x	63.61	61.33	63.58	63.31
Tsikóúna	60.57	63.10	61.28	57.23	x	63.43

Sadova, the only thrower in the world to better 70m in 1999, will not look back on Seville with any pleasure. The 1997 bronze medallist only just scraped into the final in 12th place and eventually placed fourth. European Champion Dietzsch, who had not won a global medal since her silver in the 1986 World Junior Championships, dominated the contest. Her opener of 66.34 would have stood up as the winner had she not later improved to 67.60 and 68.14. After four rounds Sadova (64.98) was in second place but Grasu threw 65.35 in round 5 to supplant her, and a few minutes later the towering Kelesidou reached 66.05. Sadova was out of the medals.

Qualifying round Round (63.50 or top 12 to final) (Aug 21)

Group A qualifiers: Dietzsch 66.59; Faumuina 64.18; Zvereva 63.37; Grasu 63.13; Vóggoli 62.39

Non-qualifiers: Li Qiumei CHN 62.20; Lisa-Marie Vizaniari AUS 61.49; Larisa Korotkevich RUS 60.06; Anna Söderberg SWE 59.65; Sabine Sievers GER 58.34; Teresa Machado POR 57.84; Cao Qi CHN 57.43; Marzena Wysocka POL 57.43; Neelam Singh IND 57.05; Vladimira Racková CZE 56.64; Kristin Kuehl USA 55.77

Group B qualifiers: Yatchenko 64.58; Tsikóúna 64.16; Kelesidou 64.12; Möllenbeck 63.63; Antonova 62.87; Sua 62.48; Sadova 62.35

Non-qualifiers: Alison Lever AUS 60.05; Joanna Wiśniewska POL 59.83; Li Yanfeng CHN 59.47; Tiina Kankaanpää FIN 58.02; Aretha Hill USA 57.50; Oksana Mert TUR 57.31; Eha Rünne EST 56.57

Edmonton 2001

Final (Aug 11)

1,	Ellina Zvereva	BLR	67.10
2,	Nicoleta Grasu	ROU	66.42
3,	Anastasia Kelesidou	GRE	65.50
4,	Franka Dietzsch	GER	65.38
5,	Seilala Sua	USA	63.74
6,	Věra Pospíšilová	CZE	61.47
7,	Kristin Kuehl	USA	61.04
8,	Anja Möllenbeck	GER	60.49

9, Irina Yatchenko BLR 59.45; 10, Li Qiumei CHN 57.81; 11, Vladimira Racková CZE 56.43; Natalya Sadova RUS DQ (r40.1) (68.57)

Series	1	2	3	4	5	6
Zvereva	x	67.10	x	64.70	65.37	x
Grasu	55.70	65.34	63.74	x	66.24	65.73
Kelesidou	61.02	65.50	62.70	63.47	62.37	65.14
Dietzsch	63.62	x	63.12	x	64.60	65.38
Sua	63.74	x	x	x	x	x
Pospíšilová	60.72	59.46	x	60.60	61.47	x
Kuehl	56.91	61.04	x	59.81	x	59.79
Möllenbeck	60.49	x	x	x	x	x
[Sadova]	65.24	66.87	66.36	68.57	67.80	67.18]

Eleven years after becoming World Junior Champion in USSR colours, Sadova apparently became senior champion for the first time in her fourth World Championship final. Olympic Champion Zvereva, set the pace with a 65.78 qualifier then 67.10 in round 2 of the final. That held first place until the penultimate throw of the fourth round, when Sadova spun her implement out to 68.57, the world's longest throw of 2001. In the fifth round, Grasu overtook Kelesidou for the bronze.

Unfortunately, the winner failed a doping test for caffeine. The Russian Federation exonerated her and the case was to be referred to the Court of Arbitration for Sport, then in December 2002 the penalty was accepted by all parties. Zvereva, at 40 years 268 days old, therefore became the oldest ever World Champion or medallist.

Qualifying Round (63.00 or top 12 to final) (Aug 9)

Group A qualifiers: Dietzsch 63.15; Sua 62.54; Pospíšilová 62.27; Kelesidou 62.26; Li 61.90; Yatchenko 60.67; Sadova DQ (r40.1) (64.43) (Qualified for final but disqualified in retrospect)

Non-qualifiers: Joanna Wiśniewska POL 58.53; Suzy Powell USA 58.19; Alison Lever AUS 54.31; Tina McDonald CAN 46.98

Group B qualifiers: Zvereva 65.78; Grasu 63.37; Kuehl 62.63; Racková 62.32; Möllenbeck 60.86

Non-qualifiers: Stella Tsikóúna GRE 60.32; Katerína Vóggoli GRE 59.98; Teresa Machado POR 59.74; Yelena Antonova UKR 58.55; Neelam Jaswant Singh IND 56.52; Mélina Robert-Michon FRA 56.22

Paris 2003

Final (Aug 25)

1,	Irina Yatchenko	BLR	67.32
2,	Anastasia Kelesidou	GRE	67.14
3,	Katerína Vóggoli	GRE	66.73
4,	Yelena Antonova	UKR	65.90
5,	Věra Pospíšilová	CZE	65.55
6,	Natalya Sadova	RUS	65.22
7,	Song Aimin	CHN	63.84
8,	Anna Söderberg	SWE	61.61

9, Suzy Powell USA 59.86; 10, Teresa Machado POR 59.46; 11, Mélina Robert-Michon FRA 58.52; 12, Neelam Jaswant Singh IND 57.92; 13, Beatrice Faumuina NZL 56.86

Series	1	2	3	4	5	6
Yatchenko	67.32	62.57	66.12	x	x	x
Kelesidou	65.76	63.93	67.13	65.18	x	67.14
Vóggoli	x	63.39	66.04	66.73	64.75	65.64
Antonova	64.51	60.56	x	60.70	65.90	61.72
Pospíšilová	62.04	61.12	63.23	64.01	65.55	61.96
Sadova	65.22	x	x	63.94	65.07	x
Song	59.71	62.08	63.84	63.20	x	57.53
Söderberg	59.81	56.73	61.61	59.32	x	x

At 37 years 298 days, Irina Yatchenko became the oldest female World Champion apart from her compatriot Zvereva. She did so with her first throw of 67.32 which remained the longest of the day though Kelesidou came close with 67.13 in the third then 67.14 in the sixth. Greece won the other medal thanks to Vóggoli, who threw a personal best of 66.73 in the fourth round. "I liked the circle a lot," said the winner, "as I prefer the surface hard and slow." At this point, Belarus had won all of the three throws finals staged so far in Paris.

Qualifying round (60.00 or top 12 to final) (Aug 23)

Group A qualifiers: Song 62.20; Antonova 62.14; Pospíšilová 60.64; Robert-Michon 60.47

Non-qualifiers: Franka Dietzsch GER 59.77; Stiliáni Tsikóúna GRE 59.39; Kris Kuehl USA 58.07; Marzena Wysocka POL 57.80; Elisângela Adriano BRA 57.69; Aretha Hill USA 50.79

Group B qualifiers: Sadova 63.47; Vóggoli 63.13; Faumuina 63.12; Powell 61.83; Yatchenko 61.79; Kelesidou 61.23; Singh 60.33; Machado 59.87

Non-qualifiers: Anna Söderberg SWE 59.66; Shelley Newman GBR 57.65

Helsinki 2005

Final (Aug 11)

1	Franka Dietzsch	GER	66.56
2,	Natalya Sadova	RUS	64.33

3,	Věra Cechlová	CZE	63.19
4,	Beatrice Faumuina	NZL	62.73
5,	Nicoleta Grasu	ROU	62.05
6,	Ma Shuli	CHN	61.33
7,	Dragana Tomašević	SCG	60.56
8,	Yelena Antonova	UKR	59.37
9,	Natalya Fokina	UKR	58.44;
10,	Song Aimin	CHN	57.90;
11,	Anna Söderberg	SWE	57.41;
12,	Joanna Wiśniewska	POL	57.06

Series	1	2	3	4	5	6
Dietzsch	64.89	64.08	64.36	66.56	65.29	-
Sadova	64.33	60.63	61.28	62.31	62.68	61.59
Cechlová	60.76	63.00	x	x	63.19	x
Faumuina	62.73	x	57.70	61.01	60.94	57.42
Grasu	55.75	x	62.05	x	x	61.49
Ma	59.21	58.38	61.33	58.15	58.22	59.36
Tomašević	60.56	x	x	x	56.25	56.30
Antonova	59.37	59.08	57.71	56.35	x	56.19

Sadova and Dietzsch had both lost just twice in 2005, with Olympic Champion Sadova favoured to win in Helsinki. Cechlová and Song led the qualifiers. The final actually began on August 9 but was abandoned after two throws because of the terrible weather and then postponed for two days. Both Faumuina (62.73) and Sadova (64.33) produced their best throws in the opening round, but it was Dietzsch who achieved the best initial throw with 64.89. Cechlová moved into third in round two with 63.00 before cementing her position in with 63.19 in the fifth. Only Dietzsch was able to get beyond 64m after the first round, and she did so in the wet conditions with all of her throws, enabling her to pass her last round. Dietzsch was competing in her eighth championships; she won in 1999 but had otherwise not been on the podium. Her unrestrained joy in winning was reminiscent of Helena Fibingerová's shot win in 1983, as she hugged as many officials as possible.

Qualifying round (61.00 or top 12 to final) (Aug 7)

Group A qualifiers: Cechlová 64.26; Song 64.15; Tomašević 62.02; Antonova 61.05; Wiśniewska 59.66

Non-qualifiers: Elizna Naudé RSA 58.93; Oksana Yesipchuk RUS 58.32; Marzena Wysocka POL 57.44; Tereapii Tapoki COK 50.92; Aretha Thurmond USA 47.15; Neelam Jaswant Singh IND DQ (40.1) (56.70)

Group B qualifiers: Sadova 63.65; Dietzsch 63.53; Grasu 62.06; Söderberg 59.94; Faumuina 59.81; Ma 59.43; Fokina 59.30

Non-qualifiers: Yania Ferrales CUB 58.38; Seilala Sua USA 57.68; Becky Breisch USA 57.16; Wioletta Potepa POL 56.31

competed internationally – for the GDR – in 1986, placing second in the World Junior championships. In winning, she became the first athlete to win the women's discus three times and the second-oldest World Champion after 2001 winner Ellina Zvereva.

The following summer, Pishchalnikova was found guilty of tampering or attempting to tamper with a doping control sample back in April 2007. As detailed in the report here of the Osaka women's 1500m, she was eventually banned from that date to April 30, 2011. So her Osaka silver went to Barrios, and Grasu won her third world medal.

Qualifying round (61.50 or top 12 to final) (Aug 27)

Group A qualifiers: Dietzsch 65.17; Grasu 64.26; Barrios 63.44; Yatchenko 62.63; Ma 60.89

Non-qualifiers: Dani Samuels AUS 60.44; Song Aimin CHN 60.10; Kateryna Karsak UKR 59.46; Wioletta Potepa POL 59.20; Anna Söderberg SWE 58.65; Becky Breisch USA 58.42; Dragana Tomašević SRB 57.96; Cecilia Barnes USA 53.02; Tereapii Tapoki COK 50.35

Group B qualifiers: Wiśniewska 63.13; Sun 61.99; Robert-Michon 61.66; Ferrales 61.48; Semenova 61.33; Antonova 60.90; Pishchalnikova DQ (r40.8) (61.88)

Non-qualifiers: Suzy Powell USA 59.57; Věra Cechlová CZE 57.56; Elisângela Adriano BRA 57.21; Krishna Poonia IND 57.17; Nadine Müller GER 55.98; Beatrice Faumuina NZL 55.75; Yuka Murofushi JPN 52.76

Berlin 2009

Final (Aug 21)

1,	Dani Samuels	AUS	65.44	
2,	Yarelis Barrios	CUB	65.31	
3,	Nicoleta Grasu	ROU	65.20	
4,	Žaneta Glanc	POL	62.66	
5,	Song Aimin	CHN	62.42	
6,	Nadine Müller	GER	62.04	
7,	Natalya Sadova	RUS	61.78	
8,	Mélina Robert-Michon	FRA	60.92	
9,	Sandra Perkovic	CRO	60.77;	
10,	Aretha Thurmond	USA	59.89;	
11,	Ma Xuejun	CHN	58.79;	
12,	Stephanie Brown	Traffon	USA	58.53

Series	1	2	3	4	5	6
Samuels	x	59.05	62.71	64.76	65.44	x
Barrios	64.44	63.87	61.17	x	x	65.31
Grasu	x	65.20	62.38	60.68	63.41	x
Glanc	58.69	59.83	62.66	x	57.71	x
Song	51.69	60.50	61.78	x	61.39	62.42
Müller	57.53	57.62	62.04	60.40	x	x
Sadova	60.70	61.78	59.31	60.44	58.26	61.44
Robert-Michon	59.80	60.92	60.89	x	59.90	59.69

Between them, Dietzsch, Zvereva and Yatchenko had more than 60 years of international experience, including the previous five world titles, but none of them qualified for the final though Dietzsch did make a record-equalling 10th appearance at the World Championships.

The qualifiers were led by the Chinese duo of Ma and Song. Barrios, the Olympic and World silver medallist, was the only thrower beyond 61m in the first round with a solid 64.44. Grasu, three times a medallist since 1999, went into the lead in the second round with 65.20, with another veteran – Sadova – moving into third with 61.78. Samuels (62.71) and Glanc (62.66) then overtook the Russian, and Samuels then improved her lifetime best (of 62.95) with 64.76 and a winning 65.44. Only Barrios could react, and she came very close with her 65.31 in the final round.

The Cuban therefore repeated her Osaka silver and the Australian became the first discus thrower to win world golds in all three age categories, having been World Youth Champion in 2005 and World Junior Champion one year later.

Qualifying round (61.50 or top 12 to final) (Aug 19)

Group A qualifiers: Ma 63.38; Barrios 62.19; Perkovic 62.16; Grasu 61.78; Müller 61.63; Brown Traffon 61.23

Non-qualifiers: Elizna Naudé RSA 59.67; Wioletta Potepa POL 59.54; Dragana Tomašević SRB 58.38; Svetlana Saykina RUS 59.31; Becky Breisch USA 58.50; Yania Ferrales CUB 58.24; Kateryna Karsak UKR 56.79; Krishna Poonia IND 56.75; Elisângela Adriano BRA 55.75; Sofia Larsson SWE 54.28; Venera Getova BUL 53.33; Ellina Zvereva BLR NM; Olena Antonova UKR DQ (r40.1) (54.28)

Group B qualifiers: Song 62.80; Samuels 62.67; Glanc 62.43; Sadova 61.94; Robert-Michon 61.53; Thurmond 61.08

Non-qualifiers: Xu Shaoyang CHN 61.02; Yarisley Collado CUB 60.37; Seema Antil IND 59.85; Věra Cechlová CZE 59.52; Joanna Wiśniewska POL 58.85; Franka Dietzsch GER 58.44; Vera Begić CRO 58.25; Anna Söderberg SWE 57.92;

Osaka 2007

Final (Aug 29)

1,	Franka Dietzsch	GER	66.61
2,	Yarelis Barrios	CUB	63.90
3,	Nicoleta Grasu	ROU	63.40
4,	Sun Taifeng	CHN	63.22
5,	Yelena Antonova	UKR	62.41
6,	Joanna Wiśniewska	POL	61.35
7,	Natalya Semenova	UKR	61.17
8,	Ma Xuejun	CHN	59.37

9, Iryna Yatchenko BLR 58.67; 10, Yania Ferrales CUB 58.80; 11, Mélina Robert-Michon FRA 57.81; Darya Pishchalnikova RUS DQ (r40.8) (65.78)

Series	1	2	3	4	5	6
Dietzsch	66.61	66.48	63.92	63.81	65.29	x
Barrios	63.90	61.75	x	62.44	x	57.60
Grasu	59.51	59.79	63.14	61.44	63.02	63.40
Sun	61.21	60.39	63.22	61.57	x	x
Antonova	59.61	60.86	59.96	62.41	62.17	61.81
Wiśniewska	61.35	59.96	60.95	59.64	x	60.64
Semenova	61.17	60.36	60.11	59.94	x	58.37
Ma	x	59.37	58.96			
[Pishchalnikova	59.91	63.10	65.14	60.83	65.78	65.55]

Dietzsch (39) headed the world list with 68.06, and endorsed her position as favourite on her record ninth appearance in the championships by leading the qualifying round with 65.17. The champion from 1999 and 2005 opened up in the final with 66.61, which she followed with 66.48. Neither mark was headed on the day, though Pishchalnikova did (like Dietzsch) produce three throws over 65m. No-one else could get over 64m, and Barrios's opening throw of 63.90 held up against Grasu, who achieved her best of 63.40 in the final round. Dietzsch had first

Rocio Comba ARG 54.69; Zinaida Sendriūtė LTU 54.55; Li Wen-Hua TPE 53.88; Suzanne Kragbø Kazai CIV 53.84; Tereapij Tapoki COK 45.29; Iryna Yatchenko BLR NM

Daegu 2011

Final (Aug 28)

1,	Li Yanfeng	CHN	66.52
2,	Nadine Müller	GER	65.97
3,	Yarelis Barrios	CUB	65.73
4,	Zaneta Glanc	POL	63.91
5,	Stephanie Brown Trafton	USA	63.85
6,	Tan Jian	CHN	62.96
7,	Dragana Tomašević	SRB	62.48
8,	Nicoleta Grasu	ROU	62.08
9,	Denia Caballero CUB	60.73;	10, Dani Samuëls AUS 59.14v
11,	Darya Pishchalnikova RUS	58.10;	12, Zinaida Sendriūtė LTU 57.30

Series	1	2	3	4	5	6
Li	65.28	66.52	65.50	64.32	64.34	63.83
Müller	65.06	65.97	64.08	62.55	x	x
Barrios	x	61.87	65.73	63.93	x	63.90
Glanc	63.91	62.30	63.11	62.69	62.17	60.32
Brown Trafton	60.20	60.97	60.24	63.85	60.26	x
Tan	60.46	61.44	61.79	62.96	x	61.12
Tomašević	62.26	58.97	62.48	x	59.03	58.63
Grasu	57.95	60.34	62.08	60.79	60.45	60.72

Li (67.98) and Müller (66.99) were the world's leading throwers of 2011 prior to Daegu, and they duly led the qualifying round with 64.44 and 65.54 respectively. In the final, the Chinese was always one step ahead of the German, leading 65.28 to 65.06 in the opening round, and then improving to 66.52 ahead of Müller's 65.97 in round two. Barrios threw 65.73 in the third to win the bronze. Li's coach was Karl-Heinz Steinmetz, the German who had also advised the great multi-World Champion Lars Riedel.

Qualifying round (62.00 or top 12 to final) (Aug 27)

Group A qualifiers: Müller 65.54; Barrios 63.80; Tan 62.26; Sendriūtė 61.72; Tomašević 60.45; Samuëls 60.05; Pishchalnikova 59.94

Non-qualifiers: Ma Xuejin CHN 59.71; Gia Lewis-Smallwood USA 59.49; Natalya Semenova UKR 58.27; Andressa de Moraes BRA 57.93; Vera Cechlová CZE 53.87

Group B qualifiers: Li 64.44; Glanc 63.44; Brown Trafton 61.89; Caballero 60.36; Grasu 60.13

Non-qualifiers: Aretha Thurmond USA 59.88; Monique Jansen NED 58.23; Suzanne Kragbø Kazai CIV 57.55; Kateryna Karsak UKR 57.54; Harwant Kaur IND 56.49; Elisângela Adriano BRA 56.45; Karen Gallardo CHI 53.69

Moscow 2013

Final (Aug 11)

1,	Sandra Perković	CRO	67.99
2,	Méline Robert-Michon	FRA	66.28
3,	Yarelis Barrios	CUB	64.96
4,	Nadine Müller	GER	64.47
5,	Gia Lewis-Smallwood	USA	64.23
6,	Tan Jian	CHN	63.34
7,	Zaneta Glanc	POL	62.90
8,	Denia Caballero	CUB	62.80
9,	Zinaida Sendriūtė LTU	62.54;	10, Dani Samuëls AUS 62.42;
11,	Yaimí Pérez CUB	62.39;	12, Rocio Comba ARG 59.83

Series	1	2	3	4	5	6
Perković	67.52	67.99	x	67.80	x	x
Robert-Michon	62.53	61.77	65.13	65.08	x	66.28
Barrios	64.96	63.99	x	62.77	61.28	63.33
Müller	64.12	64.47	x	x	61.92	63.22
Lewis-Smallwood	57.21	61.66	62.71	64.23	x	61.10
Tan	x	63.16	61.69	63.34	x	61.47
Glanc	59.80	62.90	x	61.27	x	x
Caballero	62.80	59.80	60.16	61.43	x	62.49

Olympic Champion Perković was almost a prohibitive favourite as the only athlete to have thrown 68 metres in 2013, which she'd done four times. The Croatian could not have got closer to that distance in Moscow, with 67.99 in round two.

The silver medal was expected to be contested by Barrios and Müller, but Robert-Michon produced a surprise. In eight global championships her best had been a sixth place in the London Olympics (or fifth once Darya Pishchalnikova's disqualification is confirmed by the IOC). In Moscow, she produced three throws good enough to win the silver medal, culminating in a French record of 66.28 in the final round.

Qualifying round (63.00 or top 12 to final) (Aug 10)

Group A qualifiers: Sendriūtė 64.16; Barnos 63.63; Robert-Michon 63.16; Caballero 60.14; **Non-qualifiers:** Julia Fischer GER 60.09; Dragana Tomašević SRB 58.79; Vera Ganeyeva RUS 58.37; Karen Gallardo CHI 57.03; Svetlana Saykina RUS 56.62; Liz Podominick USA 56.41; Whitney Ashley USA 44.60; Gu Siyu CHN & Fernanda Raquel Borges BRA NM

Group B qualifiers: Perković 63.62; Tan 63.21; Müller 63.16; Samuëls 62.85; Glanc 61.62; Comba 61.54; Lewis-Smallwood 61.30; Pérez 60.33

Non-qualifiers: Yekaterina Strokova RUS 57.85; Irina Rodrigues POR 57.64; Su Xinyue CHN 56.87; Nicoleta Grasu ROU 56.31; Nataliya Semenova UKR 55.79

DISCUS THROW

Multiple Medalists:

4	Nicoleta Grasu	ROU	99-3, 01-2, 07-3, 09-3
	Yarelis Barrios	CUB	07-2, 09-2, 11-3, 13-3
3	Ellina Zvereva	BLR	95-1, 97-2, 01-1
	Franka Dietzsch	GER	99-1, 05-1, 07-1
	Anastasia Kelesidou	GRE	99-2, 01-3, 03-2
2	Martina Opitz/Hellmann	GDR	83-1, 87-1
	Tsvetanka Khristova	BUL	87-3, 91-1
	Ilke Wyludda	GER	91-2, 95-2
	Olga Burova/Chernyavskaya	RUS	93-1, 95-3
	Natalya Sadova	RUS	97-3, 05-2

Most Finals:

8	Grasu	93-7, 97-10, 99-3, 01-2, 05-5, 07-3, 09-3, 11-8
---	-------	---

Most Appearances:

10	Dietzsch	91-13Q, 93-8, 95-7, 97-nm/Q, 99-1, 01-4, 03-13Q, 05-1, 07-1, 09-23Q
	Grasu	93-7, 95-18Q, 97-10, 99-3, 01-2, 05-5, 07-3, 09-3, 11-8, 13-22Q

National Placings:

	1	2	3	4	5	6	7	8	Points
GER	5	4	-	4	2	1	1	2	103
RUS	1	1	2	2	1	1	1	-	46
CUB	-	2	2	2	-	-	-	1	40
CHN	1	-	1	1	1	4	1	2	39
BLR	3	1	-	-	1	-	-	1	36
ROU	-	1	3	-	1	-	1	2	33
BUL	1	-	2	1	1	-	-	-	29
GRE	-	2	2	-	-	-	1	1	29
AUS	1	1	-	-	1	-	-	-	19
NZL	1	-	-	1	1	-	-	-	17
URS	-	1	1	-	-	-	2	-	17
USA	-	-	-	-	3	1	1	-	17
POL	-	-	-	2	-	1	1	-	15
UKR	-	-	-	1	1	-	2	1	14
CZE	-	-	1	-	1	1	-	-	13
CRO	1	-	-	-	-	-	-	-	8
FRA	-	1	-	-	-	-	-	1	8
TCH	-	-	-	-	-	2	-	-	6
NOR	-	-	-	-	-	1	-	-	3
POR	-	-	-	-	-	1	-	-	3
NED	-	-	-	-	-	-	1	-	2
SCG	-	-	-	-	-	-	1	-	2
SRB	-	-	-	-	-	-	1	-	2
GBR	-	-	-	-	-	-	-	1	1
ITA	-	-	-	-	-	-	-	1	1
SWE	-	-	-	-	-	-	-	1	1
Totals	14	14	14	14	14	14	14	14	504

Hammer Throw

Seville 1999

Final (Aug 24)

1,	Mihaela Melinte	ROU	75.20
2,	Olga Kuzenkova	RUS	72.56
3,	Lisa Misipeka	ASA	66.06
4,	Katalin Divós	HUN	65.86

5,	Debbie Sosimenko	AUS	65.52																								
6,	Lyudmila Gubkina	BLR	65.44																								
7,	Simone Mathes	GER	64.93																								
8,	Kirsten Münchow	GER	64.03																								
9,	Svetlana Sudak	BLR	63.99; 10, Dawn Ellerbe	USA	63.55; 11, Tatyana Konstantinova	RUS	62.52; 12, Manuela Montebrun	FRA	62.44; 13, Cécile Lignot	FRA	62.14; 14, Lorraine Shaw	GBR	62.09; 15, Manuela Priemer	GER	61.99; 16, Florence Ezeh	FRA	60.74; 17, Amy Palmer	USA	59.80; 18, Yipsi Moreno	CUB	58.68; 19, Maria Dolores Pedrares	ESP	57.66; 20, Aneliya Yordanova	BUL	53.20; 21, Kamila Skolimowska	POL	50.38

Series	1	2	3	4	5	6
Melinte	71.57	73.23	74.21	70.58	x	75.20
Kuzenkova	x	68.18	71.79	69.23	x	72.56
Misipeka	65.02	65.02	x	64.44	66.06	65.85
Dívos	64.63	x	65.86	x	x	x
Sosimenko	65.52	x	61.56	62.92	63.79	63.85
Gubkina	64.12	x	62.99	65.33	65.44	65.44
Mathes	64.93	x	63.08	64.66	63.08	62.36
Münchow	x	x	64.03	59.91	63.58	63.05

As with the women's pole vault in Seville, this new event produced a splendid winning performance. No world record here but Melinte came close to her pending mark of 75.97 with a series which climaxed with 75.20, at the time the third longest ever throw. She thought that, but for the heat, she might have thrown one or two metres further. Kuzenkova, the event's previous trail blazer, smashed her first effort into the netting but worked her way through to a final round 72.56, the longest ever non-winning mark. There was a huge gap after them but it was encouraging for the small nations that the bronze should go to a native of American Samoa, the US-based Misipeka.

Last of the 21 competitors with her only valid throw of 50.38 was 16 year-old Skolimowska ... winner of the Olympic title a year later with 71.16!

Edmonton 2001

Final (Aug 7)

1,	Yipsi Moreno	CUB	70.65						
2,	Olga Kuzenkova	RUS	70.61						
3,	Bronwyn Eagles	AUS	68.87						
4,	Kamila Skolimowska	POL	68.05						
5,	Manuela Montebrun	FRA	67.78						
6,	Lorraine Shaw	GBR	65.89						
7,	Florence Ezeh	FRA	65.88						
8,	Ivana Brkljačić	CRO	65.43						
9,	Kirsten Münchow	GER	64.39; 10, Olga Tsander	BLR	64.10; 11, Zhang Wenxiu	CHN	61.61; 12, Melissa Nicole Price	USA	61.57

Series	1	2	3	4	5	6
Moreno	69.55	69.34	70.65	61.45	68.84	66.95
Kuzenkova	70.61	69.94	x	x	x	69.78
Eagles	67.62	68.87	64.64	63.81	68.17	67.43
Skolimowska	67.74	67.88	67.07	68.05	67.93	68.02
Montebrun	67.78	66.82	x	x	67.74	x
Shaw	64.04	65.89	63.68	63.66	64.95	62.38
Ezeh	63.66	65.30	64.93	65.88	65.76	64.66
Brkljačić	65.43	x	x	x	62.94	x

Kuzenkova was the favourite and started well with 70.43 in qualifying then 70.61 in the first round of the final. She followed up with a 69.94, but she had no response when Moreno flung her hammer out to 70.65 in third round. In the meantime, Eagles had filled third place at 68.87.

Observers raved about Moreno's technique. The 20 year-old Cuban prepared before each throw by making four circles with her right index finger. In rounds 3, 4 and 5 Kuzenkova fouled and there were no changes in the medal positions. After her and the competition's final throw of 66.95, Moreno rushed toward the track to celebrate but was restrained from doing so as the women's 10,000m had reached its closing stages.

Qualifying round (67.00 or top 12 to final) (Aug 6)

Group A qualifiers: Kuzenkova 70.43; Montebrun 67.92; Münchow 65.69; Price 65.65; Brkljačić 65.01; Zhang 64.52

Non-qualifiers: Anna Norgren USA 63.74; Agnieszka Pogroszewska POL 63.59; Lyudmila Gubkina BLR 63.58; Evdokia Tsamoglou GRE 61.97; Martina Danišová SVK 61.26; Mia Strömmer FIN 61.04; Lucie Vrbská CZE 60.01; Karyne Di Marco

AUS 59.80; Masumi Aya JPN 58.84; Marwa Hussein EGY 58.41; Ester Balassini ITA NM

Group B qualifiers: Eagles 68.35; Skolimowska 67.43; Moreno 66.60; Ezeh 65.71; Tsander 65.18; Shaw 64.37

Non-qualifiers: Dawn Ellerbe USA 64.34; Susanne Keil GER 64.06; Tasha Williams NZL 63.83; Sini Pöyry FIN 63.76; Lisa Misipeka ASA 63.34; Cecilia Nilsson SWE 61.53; Caroline Witttrin CAN 59.30; Vania F. Silva POR 58.97; Nancy Guillén ESA 57.96; Karina Moya ARG 57.01; Markéta Hajdu CZE 55.77

Paris 2003

Final (Aug 28)

1,	Yipsi Moreno	CUB	73.33						
2,	Olga Kuzenkova	RUS	71.71						
3,	Manuela Montebrun	FRA	70.92						
4,	Gu Yuan	CHN	70.77						
5,	Susanne Keil	GER	69.43						
6,	Mihaela Melinte	ROU	68.69						
7,	Anna Mahon	USA	68.45						
8,	Kamila Skolimowska	POL	68.39						
9,	Candice Scott	TTO	67.73; 10, Lorraine Shaw	GBR	65.95; 11, Betty Heidler	GER	65.81; Melissa Price	USA	DQ (r40.8) (62.34)

Series	1	2	3	4	5	6
Moreno	71.02	73.33	72.52	69.84	64.98	x
Kuzenkova	68.71	71.14	x	71.71	70.73	65.86
Montebrun	69.38	68.61	68.37	70.92	69.64	x
Gu	68.68	69.66	70.77	x	x	66.13
Keil	69.43	x	69.17	x	68.38	67.41
Melinte	68.04	68.69	x	68.03	x	x
Mahon	66.48	65.42	68.45	64.55	68.30	67.34
Skolimowska	66.05	68.39	x	65.83	x	65.85

Moreno became the only athlete to retain a throws title from Edmonton, though she needed three attempts just to qualify for the final. Once there, the 22 year-old Cuban took an immediate lead at 71.02, then went on to dominate the contest with throws of 73.33 and 72.52. Kuzenkova scored a third successive silver. The crowd were greatly relieved that Montebrun moved from fifth to third in round four. Less satisfied was Gu, who became the first woman to throw 70m and not win a medal.

Qualifying round (68.50 or top 12 to final)

Group A qualifiers: Montebrun 71.36; Kuzenkova 69.53; Scott 67.27; Skolimowska 66.38; Keil 66.30; Gu 66.02; Price DQ (r40.8) (66.13) (Qualified for final but disqualified in retrospect)

Non-qualifiers: Brooke Krueger AUS 64.84; Yunaika Crawford CUB 64.59; Zhao Wei CHN 63.85; Vania Silva POR 63.82; Clarissa Claretti ITA 62.19; Dawn Ellerbe USA 61.66; Evdokia Tsamoglou GRE 61.44; Alla Davydova RUS 61.43; Cecilia Nilsson SWE 61.14; Masumi Aya JPN 60.78; Aidenay Vasallo CUB 58.96; Berta Castells ESP 58.13; Andrea Bunjes GER, Sanja Gavrilovic CRO & Olga Tsander BLR NM

Group B qualifiers: Moreno 70.91; Heidler 67.46; Melinte 67.27; Mahon 67.25; Shaw 66.10

Non-qualifiers: Svetlana Sudak BLR 65.29; Zhang Wenxiu CHN 65.09; Sini Pöyry FIN 65.01; Bronwyn Eagles AUS 64.97; Ester Balassini ITA 64.77; Alexandra Papageorgiou GRE 64.72; Marwa Hussein EGY 64.53; Lisa Misipeka ASA 64.42; Oksana Menkova BLR 64.11; Yelena Konetsova RUS 63.00; Katalin Dívos HUN 62.58; Florence Ezeh FRA 62.12; Irina Sekachova UKR 61.23; Ivana Brkljačić CRO 60.06; Lucie Vrbská CZE 57.73; Elena Teloni CYP 55.20; Siniva Marsters COK 41.54

Helsinki 2005

Final (Aug 12)

1,	Yipsi Moreno	CUB	73.08						
2,	Tatyana Lysenko	RUS	72.46						
3,	Manuela Montebrun	FRA	71.41						
4,	Zhang Wenxiu	CHN	69.82						
5,	Iryna Sekachyova	UKR	69.65						
6,	Kamila Skolimowska	POL	68.96						
7,	Candice Scott	TTO	66.55						
8,	Clarissa Claretti	ITA	64.76						
9,	Erin Gilreath	USA	64.54; 10, Mihaela Melinte	ROU	64.31; 11, Susanne Keil	GER	63.25; Olga Kuzenkova	RUS	DQ (r40.1) (75.10)

Series	1	2	3	4	5	6
Moreno	70.39	x	70.88	71.26	73.08	73.04
Lysenko	x	70.30	68.4	68.92	72.46	71.68

	1	2	3	4	5	6
Montebrun	67.92	68.93	66.99	71.41	72.02	70.80
Zhang	68.16	65.90	68.31	69.82	66.68	68.53
Sekachyova	69.65	67.26	67.59	68.82	68.08	68.15
Skolimowska	68.96	67.14	68.76	68.34	67.01	x
Scott	66.55	63.16	63.79	x	x	63.32
Claretti	x	64.28	64.76			
[Kuzenkova	x	68.94	70.70	70.80	74.03	75.10]

The medalists from Paris – Moreno, Kuzenkova and Montebrun – were again favoured to win the medals, though new world record holder Lysenko was clearly a contender. These four were the leading qualifiers.

The opening three rounds of the final were low-key, with Moreno (70.88) leading from Kuzenkova (70.70) and Lysenko (70.30). Montebrun – in sixth place at halfway – warmed things up by taking the lead with 71.41 in round four. In the next round the tall, athletic (1.86/81kg) Lysenko reached 72.46, to be overtaken immediately by Kuzenkova (74.03) and Moreno (73.08). The Olympic Champion increased her lead over the double World Champion, throwing 75.10 in the last round, her best for five years, while Moreno responded with 73.04.

Almost eight years later, in March 2013, the winner was exposed as a drug cheat when it was announced that a re-analysis of her Helsinki doping control sample – using the most up-to-date analytical techniques – had revealed an adverse finding. Besides being suspended in 20013-2015, all her results for two years from August 2005 were disqualified, starting with those in Helsinki. Moreno therefore became a triple champion.

Qualifying round (70.00 or top 12 to final) (Aug 10)

Group A qualifiers: Moreno 72.67; Lysenko 71.14; Skolimowska 70.28; Melinte 68.31; Claretti 68.21; Zhang 66.73

Non-qualifiers: Nataliya Zolotuhina UKR 66.36; Darya Pchelink BLR 65.54; Berta Castells ESP 65.50; Éva Orbán HUN 64.26; Sini Pöyry FIN 64.24; Bethany Hart USA 63.97; Cecilia Nilsson SWE 62.27; Betty Heidler GER 61.91; Jennifer Dahlgren ARG, Yekaterina Khoroshikh RUS & Kathrin Klaas GER NM

Group B qualifiers: Montebrun 71.63; Sekachyova 68.55; Keil 67.82; Gilreath 67.41; Scott 66.85; Kuzenkova DO (r40.8) (71.97)

Non-qualifiers: Olga Tsander BLR 66.07; Ivana Brkljačić CRO 65.63; Amber Campbell USA 65.48; Stiliani Papadopoulou GRE 64.99; Jennifer Joyce CAN 64.34; Shirley Webb GBR 64.16; Eileen O'Keefe IRL 64.09; Yunaika Crawford CUB 63.79; Yuka Murofushi JPN 62.83; Amarilis Almética PUR 56.66; Ester Balassini ITA & Gu Yuan CHN NM

Osaka 2007

Final (Aug 30)

1, Betty Heidler	GER	74.76
2, Yipsi Moreno	CUB	74.74
3, Zhang Wenxiu	CHN	74.39
4, Kamila Skolimowska	POL	73.75
5, Yelena Konevtseva	RUS	72.45
6, Eileen O'Keefe	IRL	70.93
7, Clarissa Claretti	ITA	70.74
8, Manuela Montebrun	FRA	70.36
9, Arasay Thondike CUB 70.20; 10, Ivana Brkljačić CRO 68.16; 11, Yunaika Crawford CUB 67.56; Gulfiya Khanateyeva RUS DQ (r40.8) (69.08)		

Series	1	2	3	4	5	6
Heidler	x	74.76	x	73.73	71.31	73.10
Moreno	72.84	x	x	74.33	70.87	74.74
Zhang	x	73.11	x	74.21	74.39	x
Skolimowska	73.75	70.54	65.69	70.78	70.06	70.77
Konevtseva	72.45	70.11	x	x	70.35	68.90
O'Keefe	70.93	64.27	69.06	66.90	69.21	69.38
Claretti	x	70.25	70.73	67.56	70.74	x
Montebrun	69.77	70.36	67.42	69.16	66.41	69.92

Seventy-seven metres had been beaten by Tatyana Lysenko four times by the end of June, but she was then suspended for a doping offence. This left Moreno and Skolimowska, both finalists on four previous occasions, as the fancied athletes. Surprisingly, the qualifying was led by Brkljačić, who reached 74.69, but she faded in the final, reaching only 68.16 for 11th place.

Moreno opened the final with 72.87, but was overtaken by Skolimowska's 73.75. Heidler then moved into the lead with 74.76, and Zhang moved past Moreno with 73.11. The Cuban eventually got going with 74.33 in round four, and Zhang reached 74.21 then 74.39 in

the 5th round to take back second place. Moreno then entered the circle for the final time, proceeded with her pre-throw ritual, including the rotation of a finger in front of her face to help visualize the throw about to occur, and launched the ball and chain out to ... 74.74, missing gold by just 2cm. The event saw the first occasion of nine throwers exceeding 70m in any competition, and more than doubled the number that had managed that distance ever in the World Championships.

Qualifying round (71.00 or top 12 to final) (Aug 28)

Group A qualifiers: Brkljačić 74.69; Heidler 72.27; Montebrun 69.77; Thondike 69.14; Khanateyeva DQ (r40.8) (68.65)

Non-qualifiers: Martina Danišová SVK 68.15; Cecilia Nilsson SWE 68.09; Alexandra Papayeyoriou GRE 66.88; Yelena Pryma RUS 66.84; Svetlana Sudak TUR 65.65; Jennifer Dahlgren ARG 65.64; Berta Castells ESP 63.32; Liu Yinghui CHN 62.83; Masumi Aya JPN 62.68; Mihaela Melinte ROU 62.40; Vania Silva POR 61.81; Katalin Divós HUN 59.45; Brittany Riley USA 55.72; Susanne Keil GER & Oksana Menkova BLR NM

Group B qualifiers: Moreno 72.87; Zhang 71.31; O'Keefe 71.07; Konevtseva 70.65; Skolimowska 70.18; Claretti 69.53; Crawford 68.55

Non-qualifiers: Jessica Cosby USA 67.90; Merja Korpela FIN 67.87; Stéphanie Falzon FRA 67.19; Amélie Perrin FRA 66.67; Lenka Ledvinová CZE 66.57; Olga Kuzenkova RUS 65.56; Mona Holm NOR 65.65; Kristal Vush USA 64.63; Bianca Perie ROU 64.18; Kathrin Klaas GER 64.00; Nataliya Zolotuhina UKR 63.64; Rosa Rodríguez VEN 61.77; Hao Shuai CHN 59.09

Berlin 2009

Final (Aug 22)

1, Anita Włodarczyk	POL	77.96 ^{wr}
2, Betty Heidler	GER	77.12
3, Martina Hrašnová	SVK	74.79
4, Kathrin Klaas	GER	74.23
5, Zhang Wenxiu	CHN	72.57
6, Tatyana Lysenko	RUS	72.22
7, Jessica Cosby	USA	72.17
8, Clarissa Claretti	ITA	71.56
9, Stéphanie Falzon FRA 71.40; 10, Sultana Frizell CAN 70.88; 11, Amber Campbell USA 70.08; 12, Manuela Montebrun FRA 69.92		

Series	1	2	3	4	5	6
Włodarczyk	74.86	77.96	-	-	-	x
Heidler	75.10	75.38	75.73	73.45	76.44	77.12
Hrašnová	67.84	72.72	73.07	69.50	74.79	65.65
Klaas	72.02	x	74.23	66.28	x	x
Zhang	69.42	72.57	x	71.80	70.83	71.03
Lysenko	72.22	x	71.36	x	71.51	70.16
Cosby	x	72.17	69.94	68.10	x	71.35
Claretti	71.56	69.42	70.97	70.91	70.24	x

Heidler and Włodarczyk led the qualifiers, and similarly led the final with 75.10 and 74.86 respectively after the first round. Włodarczyk then hurled the implement 77.96 for a new world record. So excited was the Pole, that in celebrating her throw she damaged her ankle so badly that she was unable to throw further, and would subsequently require surgery. Showing great competitive fire, Heidler improved in round two to 75.38, then 75.73, 76.44 (fifth round) and finally a national record 77.12. Klaas also set a personal best with 74.23, and occupied third place until Hrašnová's fifth round 74.79. No competition had seen as many as 10 over 70m before – here 12 exceeded that limit in the qualifying, with 11 doing so in the final.

Qualifying round (72.00 or top 12 to final) (Aug 20)

Group A qualifiers: Heidler 75.27; Włodarczyk 74.54; Cosby 72.21; Falzon 71.54

Non-qualifiers: Oksana Menkova BLR 69.58; Jennifer Dahlgren ARG 68.90; Silvia Salls ITA 68.55; Bianca Perie ROU 68.47; Stiliani Papadopoulou GRE 67.33; Berta Castells ESP 67.32; Jennifer Joyce CAN 67.07; Andrea Bunjes GER 67.01; Ivana Sekachyova UKR 66.69; Johana Moreno CUB 65.05; Marina Marghievă MDA 64.83; Eileen O'Keefe IRL 63.20; Lenka Ledvinová CZE 62.92; Vania Silva POR 62.86; Florence Ezech TOG 59.76; Galina Mityayeva TJK 56.31; Paraskevi Theodorou CYP NM

Group B qualifiers: Zhang 72.72; Lysenko 71.73; Hrašnová 71.50; Frizell 70.98; Montebrun 70.66; Campbell 70.54; Klaas 70.53; Claretti 70.11

Non-qualifiers: Éva Orbán HUN 69.39; Darya Pchelink BLR 69.30; Arasay Thondike CUB 68.97; Merja Korpela FIN 68.34; Erin Gilreath USA 66.72; Alexandra Papayeyoriou GRE 66.33; Nataliya Zolotuhina UKR 65.95; Rosa Rodríguez VEN 65.88; Ivana Novozhylova UKR 64.90; Cecilia Nilsson SWE 63.77; Zoe Derham GBR NM; Zalina Marghievă MDA (r40.1) (66.70)

Daegu 2011

Final (Sep 4)

1,	Tatyana Lysenko	RUS	77.13
2,	Betty Heidler	GER	76.06
3,	Zhang Wenxiu	CHN	75.03
4,	Yipsi Moreno	CUB	74.48
5,	Anita Włodarczyk	POL	73.56
6,	Bianca Perie	ROU	72.04
7,	Kathrin Klaas	GER	71.89
8,	Silvia Salis	ITA	69.88

9, Jennifer Dahlgren ARG 69.72; 10, Jessica Cosby USA 68.91; 11, Stéphanie Falzon FRA 66.57; Zalina Marghievă MDA DQ (r40.8) (70.27)

Series	1	2	3	4	5	6
Lysenko	76.80	77.09	77.13	74.51	75.05	x
Heidler	x	73.96	74.70	x	76.06	x
Zhang	75.03	74.31	x	73.17	71.86	74.79
Moreno	73.29	x	74.48	x	x	x
Włodarczyk	73.56	x	72.61	x	x	72.65
Perie	67.73	70.40	67.75	70.24	70.91	72.04
Klaas	67.02	70.18	70.67	71.89	70.44	x
Salis	68.61	69.88	x			
[Z Marghievă	69.99	x	68.13	70.24	70.27	68.76]

Heidler had been the only woman to have set a world record in a world championship event in 2011, with her 79.42 in May. Three other marks ahead of her nearest rival made her a big favourite. Zhang was the early leader with 75.03, until Lysenko produced a seasonal best of 76.80 to start her campaign. This was followed by efforts of 77.09 and 77.13, all three efforts being championship records. Heidler was stuck in bronze medal position with efforts of 73.96 and 74.70, before reaching 76.06 in the fifth, but the day belonged to the tall (1.80m) Lysenko. "I thought 77 metres would for sure be enough for a medal," she reflected, "but not enough for the win."

Qualifying round (71.00 or top 12 to final) (Sep 2)

Group A qualifiers: Zhang 74.17; Lysenko 71.94; Klaas 71.69; Cosby 71.06; Perie 69.66; Falzon 68.92; Z Marghievă DQ (r40.8) (70.09) (Qualified for final but disqualified in retrospect)

Non-qualifiers: Amber Campbell USA 68.87; Joanna Fiodorow POL 66.88; Alexandra Papayeyriou GRE 66.77; Amy Sené SEN 66.15; Merja Korpela FIN 65.64; Vânia Silva POR 65.40; Heather Steacy CAN 63.39; Kang Na-Ru KOR 61.05

Group B qualifiers: Moreno 73.29; Dahlgren 72.70; Heidler 71.48; Włodarczyk 71.09; Salis 69.82

Non-qualifiers: Éva Orbán HUN 68.89; Jeneva McCall USA 68.26; Alena Matoshka BLR 68.23; Marina Marghievă MDA 67.95; Berta Castells ESP 67.74; Nataliya Zolotukhina UKR 67.57; Mona Holm Solberg NOR 67.16; Sophie Hitchon GBR 64.93; Masumi Aya JPN 64.09; Liu Tingting CHN 63.12

Moscow 2013

Final (Aug 16)

1,	Tatyana Lysenko	RUS	78.80
2,	Anita Włodarczyk	POL	78.46
3,	Zhang Wenxiu	CHN	75.58
4,	Wang Zheng	CHN	74.90
5,	Anna Bulgakova	RUS	74.62
6,	Yipsi Moreno	CUB	74.16
7,	Oksana Kondratyeva	RUS	72.76
8,	Éva Orbán	HUN	72.70

9, Jeneva McCall USA 72.65; 10, Amanda Bingson USA 72.56; 11, Bianca Perie ROU 71.25; 12, Gulfiya Khanafeyeva RUS 71.07

The qualifying round produced one of the shocks of the championship when world record holder Heidler, a medalist at the three previous championships, was eliminated. Olympic Champion Lysenko led the final from the start until the third round when Włodarczyk threw 77.79. Lysenko reacted in the next round with a Russian record 78.80, the second-best ever. On the very next throw, Włodarczyk showed her competitive ability with 78.46, a national record and good for fourth on the all-time list. Of all the field events in Moscow, this one, with performances so close to the world record, was the most qualitative.

Series	1	2	4	4	5	6
Lysenko	77.58	77.33	76.34	78.80	76.90	74.49
Włodarczyk	70.75	74.21	77.79	78.46	72.85	71.39
Zhang	74.62	73.60	75.08	75.58	72.70	x
Wang	68.46	74.90	x	73.94	x	72.35
Bulgakova	x	72.69	74.62	72.80	x	73.33
Moreno	68.96	74.16	71.06	x	x	72.68
Kondratyeva	71.46	72.76	71.21	68.80	x	68.61
Orbán	67.17	72.70	70.18	70.57	x	67.39

Qualifying round (73.00 or top 12 to final) (Aug 14)

Group A qualifiers: Zhang 75.15; Bulgakova 74.83; Lysenko 74.60; Orbán 70.62; McCall 70.47

Non-qualifiers: Rosa Rodríguez VEN 69.35; Sultana Frizell CAN 69.06; Jenny Dahlgren ARG 68.90; Betty Heidler GER 68.83; Martina Hrašnová SVK 68.00; Tereza Králová CZE 64.74; Barbara Špiler SLO 64.58

Group B qualifiers: Włodarczyk 76.18; Kondratyeva 73.89; Wang 73.17; Khanafeyeva 72.47; Bingson 71.90; Moreno 71.69; Perie 71.32

Non-qualifiers: Amber Campbell USA 69.86; Liu Tingting CHN 69.68; Sophie Hitchon GBR 68.56; Kathrin Klaas GER 68.34; Aksana Menkova BLR 66.65; Amy Sené SEN 65.58; Tracey Andersson SWE 61.37

HAMMER THROW

Multiple Medalists:

4	Yipsi Moreno	CUB	01-1, 03-1, 05-1, 07-2
3	Olga Kuzenkova	RUS	99-2, 01-2, 03-2
	Tatyana Lysenko	RUS	05-2, 11-1, 13-1
	Zhang Wenxiu	CHN	07-3, 11-3, 13-3
	Betty Heidler	GER	07-1, 09-2, 11-2
2	Manuela Montebrun	FRA	03-3, 05-3
	Anita Włodarczyk	POL	09-1, 13-2

Most Finals:

6	Moreno	01-1, 03-1, 05-1, 07-2, 11-4, 13-6
	Zhang	01-11, 05-4, 07-3, 09-5, 11-3, 13-3

Most Appearances:

7	Moreno	99-18, 01-1, 03-1, 05-1, 07-2, 11-4, 13-6
	Zhang	01-11, 03-13Q, 05-4, 07-3, 09-5, 11-3, 13-3

National Placings:

	1	2	3	4	5	6	7	8	Points
RUS	2	4	-	-	2	1	1	-	57
CUB	3	1	-	1	-	1	-	-	39
CHN	-	-	3	3	1	-	-	-	37
GER	1	2	-	1	1	-	2	1	36
POL	1	1	-	2	1	1	-	1	33
FRA	-	-	2	-	1	-	1	1	19
ROU	1	-	-	-	-	2	-	-	14
AUS	-	-	1	-	1	-	-	-	10
ASA	-	-	1	-	-	-	-	-	6
SVK	-	-	1	-	-	-	-	-	6
HUN	-	-	-	1	-	-	-	1	6
ITA	-	-	-	-	-	-	1	3	5
UKR	-	-	-	-	1	-	-	-	4
USA	-	-	-	-	-	-	2	-	4
BLR	-	-	-	-	-	1	-	-	3
GBR	-	-	-	-	-	1	-	-	3
IRL	-	-	-	-	-	-	-	-	3
TTO	-	-	-	-	-	-	1	-	2
CRO	-	-	-	-	-	-	-	1	1
Totals	8	8	8	8	8	8	8	8	288

Javelin Throw

Helsinki 1983

Final (Aug 13)

1,	Tiina Lillak	FIN	70.82
2,	Fatima Whitbread	GBR	69.14
3,	Anna Verouli	GRE	65.72
4,	Tessa Sanderson	GBR	64.76
5,	Eva Raduly-Zörgő	ROU	63.86
6,	Tuula Laaksalo	FIN	62.44
7,	Beate Peters	FRG	62.42
8,	María Colón	CUB	62.04

9, Petra Felke GDR 62.02; 10, Karin Smith USA 59.76; 11, Antje Kempe GDR 58.82; 12, Mayra Vila CUB 57.80

Series	1	2	3	4	5	6
Lillak	67.34	59.04	63.24	63.56	67.46	70.82
Whitbread	69.14	x	64.48	x	61.78	x
Verouli	x	61.74	62.38	63.08	65.72	x
Sanderson	64.76	63.66	63.94	64.10	64.00	59.74
Raduly-Zörgő	63.38	60.32	57.36	60.92	63.86	61.80
Laakso	50.50	62.44	x	56.52	x	59.04
Peters	59.22	x	62.42	x	59.30	x
Colón	61.52	62.04	56.96	57.34	57.88	56.32

The capacity crowd of 54,700 had high expectations of the Finnish world record holder Lillak, who led the qualifying round at 69.16. Whitbread, meanwhile, had only just recovered from tonsillitis and scraped into the final in 12th place.

One brilliant throw from each of these two women provided a final of high drama. The first of these came in the opening round, when Whitbread went near to her personal best with 69.14. Lillak threw 67.34, while another Briton, Sanderson, went into third at 64.76.

Three full rounds followed with none of the principals improving. It became increasingly clear that Whitbread's opening effort was not only an excellent throw in the conditions, but that it might hold up for victory. In the fifth round, Verouli replaced Sanderson in third place. Lillak improved marginally to 67.46 so was left with just one more chance.

Whitbread passed her final throw with a sore back and could barely watch as Lillak prepared for her final effort. The crowd was deafening as the spear left her hand, then went berserk when it landed at 70.82. Sanderson was still to throw but Lillak sprouted a victory half-lap. The Briton managed only 59.74 and Finland's first gold was confirmed. "Not technically perfect," said Lillak of her winning throw, "but there was enough force behind it to go over 70m."

Qualifying round (62.00 or top 12 to final) (Aug 12)

Group A qualifiers: Sanderson 64.80; Felke 64.46; Vila 62.78; Laakso 62.06
Non-qualifiers: Karin Bergdahl SWE 60.64; Ingrid Thyssen FRG 59.70; Elena Burgarová TCH 58.48; Monique Lapres CAN 54.70; Xin Xiaoli CHN 52.52; Jennifer Pace MLT 41.96; Sofia Sakorata GRE DNS
Group B qualifiers: Lillak 69.16; Verouli 68.50; Kempe 62.74; Raduly-Zörgő 61.92; Smith 61.48; Peters 61.18; Colón 60.98; Whitbread 60.96
Non-qualifiers: Fausta Quintavalla ITA 59.34; Emi Matsui JPN 55.52; Mereoni Vibose FIJ 49.44; Yoon Norsham MAS 40.40

Rome 1987

Final (Sep 6)

1, Fatima Whitbread	GBR	76.64
2, Petra Felke	FRG	71.76
3, Beate Peters	FRG	68.82
4, Tessa Sanderson	GBR	67.54
5, Susanne Jung	DDR	67.46
6, Tiina Lillak	FIN	66.82
7, Natalya Yermolovich	URS	65.52
8, Ivonne Léal	CUB	64.90
9, Ingrid Thyssen FRG 64.12; 10, Manuela Alizadeh FRG 63.40; 11, Katalin Hartai HUN 60.88; 12, Irina Kostyuchenkova URS 60.60		

Series	1	2	3	4	5	6
Whitbread	61.80	69.02	71.34	73.16	76.64	72.14
Felke	70.30	71.76	66.84	x	71.56	x
Peters	68.82	x	62.24	61.12	57.96	x
Sanderson	x	67.54	63.54	62.88	62.00	63.66
Jung	60.36	x	67.46	x	57.96	x
Lillak	56.56	66.82	x	56.80	59.74	x
Yermolovich	60.14	65.52	x	x	x	x
Leal	61.86	64.90	x	x	x	64.52

In Helsinki, Fatima Whitbread led for most of the contest before being overtaken in the final round. Four years later, the tables were turned when Whitbread was the one chasing the 71.76 second-round throw of Felke. The Briton, whose participation in the championships had been in doubt because of a shoulder injury, came close with 71.34 in the third round.

Whitbread finally got it right in the fourth round with the third best throw of all-time, 73.16. Felke, the world record holder, was next to throw and fouled. In the fifth round, Whitbread improved again to 76.64.

Qualifying round (64.00 or top 12 to final) (Sep 5)

Group A qualifiers: Felke 69.16; Sanderson 66.46; Peters 64.26; Kostyuchenkova 63.04; Hartai 62.68; Yermolovich 60.78
Non-qualifiers: Anna Verouli GRE 60.60; Zhou Yuanxiang CHN 59.46; Elisabet Nagy SWE 58.72; Maria Colón CUB 57.82; Emi Matsui JPN 57.78; Denise Thiémarc SUI 56.34; Sueli dos Santos BRA 55.48; Marietta Riera VEN 53.38; Lee Hui-chen TPE 51.42; Mereoni Vibose FIJ 48.60
Group B qualifiers: Whitbread 67.00; Thyssen 64.52; Léal 62.60; Lillak 62.34; Jung 62.26; Alizadeh 62.16
Non-qualifiers: Natalya Shikolenko URS 60.40; Céline Chartrand CAN 59.06; Tuula Laakso FIN 57.24; Li Baolian CHN 55.96; Trine Solberg NOR 55.30; Cathie Wilson USA 54.80; Iris Grönfeldt ISL 54.00; Iammo Launa PNG 42.70; Laverne Eve BAH NM

Tokyo 1991

Final (Sep 1)

1, Xu Demei	CHN	68.78
2, Petra Meier	GER	68.68
3, Silke Renk	GER	66.80
4, Natalya Cherniyenko	URS	65.22
5, Trine Hattestad	NOR	63.36
6, Louise McPaul	AUS	63.34
7, Dulce Garcia	CUB	62.68
8, Päivi Alafrantti	FIN	62.26
9, Heli Rantanen FIN 60.96; 10, Anna Verouli GRE 59.12; 11, Natalya Shikolenko URS 58.82; 12, Karen Forkel GER 57.90		

Series	1	2	3	4	5	6
Xu	68.78	62.98	x	61.88	x	59.12
Meier	67.10	68.68	63.38	65.20	64.50	x
Renk	63.02	62.64	65.64	65.82	66.80	65.26
Cherniyenko	x	63.12	65.22	x	x	x
Hattestad	x	63.36	x	62.50	60.90	62.92
McPaul	63.34	60.54	63.08	x	61.10	x
Garcia	x	57.54	62.68	x	x	x
Alafrantti	x	62.22	62.26	x	x	x

Eight days after winning the first of the Tokyo throws, China unexpectedly won the last. Xu Demei chose the best possible time to throw a personal best of 68.78 – the first round of the final. Meier-Felke – the Rome silver medallist – threatened with 68.68 in the second round, but these two proved to be the only 68m+ efforts of the day.

The bronze medal also went to Germany but there was huge disappointment for the other German Forkel. She won the qualifying round with 68.14 then could only manage 57.90 in the final.

Qualifying round (62.00 or top 12 to final) (Aug 31)

Group A qualifiers: Forkel 68.14; Xu 65.44; Alafrantti 64.38; Verouli 63.02; Shikolenko 62.08; Rantanen 61.30
Non-qualifiers: Antoaneta Selenska BUL 57.42; Sharon Gibson GBR 56.64; Donna Mayhew USA 56.34; Katalin Hartai HUN 55.68; Laverne Eve BAH 55.14; Akiko Miyajima JPN 52.86; Matilda Kisava TAN 52.60; Sueli dos Santos BRA 51.20; Isel López CUB & Nadine Auzell FRA NM
Group B qualifiers: Meier 67.24; Hattestad 66.92; Renk 65.24; Garcia 62.18; McPaul 61.08; Cherniyenko 60.90
Non-qualifiers: Karin Smith USA 60.34; 8, Genowefa Patla POL 60.18; Tiina Lillak FIN 58.42; Paula Berry USA 57.94; Irina Kostyuchenkova URS 57.60 Sun Fei CHN 55.04; Kirsten Smith NZL 53.98; Iris Grönfeldt ISL 53.92; Marietta Riera VEN 50.62

Stuttgart 1993

Final (Aug 22)

1, Trine Hattestad	NOR	69.18
2, Karen Forkel	GER	65.80
3, Natalya Shikolenko	BLR	65.64
4, Tatyana Shikolenko	BLR	65.18
5, Yekaterina Ivakina	RUS	65.12
6, Silke Renk	GER	64.00
7, Claudia Isaila	ROU	61.54
8, Felicia Tilea	ROU	61.24
9, Steffi Nerius GER 60.26; 10, Antoaneta Selenska BUL 58.82; 11, Heli Rantanen FIN 53.14; Terese Nekrosaitė LTU NM		

She had failed several times before at major championships, but in Stuttgart Hattestad did everything right. She led the qualifiers and with the first throw of the final went into a big lead with 69.18.

The Norwegian's big rival, Natalya Shikolenko, followed up her 65.64 opener with three fouls. This allowed Forkel to claim the silver.

Like Hattestad, the German therefore made amends for a miserable performance at the previous World Championships.

Natalya Shikolenko held on for the bronze one place ahead of her younger sister, Tatyana, who set a personal best in the final round.

Series	1	2	3	4	5	6
Hattestad	69.18	62.80	64.78	64.80	61.04	66.18
Forkel	x	60.78	65.80	61.88	65.04	-
N Shikolenko	65.64	x	x	x	64.68	x
T Shikolenko	x	63.48	62.14	61.30	64.10	65.18
Ivakina	60.50	x	64.68	65.12	62.86	x
Renk	61.50	62.18	64.00	61.96	63.74	63.44
Isaila	59.88	61.54	58.40	x	x	x
Tilea	60.26	x	61.24	61.14	x	60.02

Qualifying round (62.00 or top 12 to final) (Aug 21)

Group A qualifiers: Hattestad 66.52; Shikolenko 63.22; Tilea 62.90; Rantanen 60.56; Forkel 60.54; Selenska 59.74

Non-qualifiers: Martine Bégue FRA 59.16; Jette Jeppesen DEN 58.80; Suelli dos Santos BRA 57.16; Yelena Svezhentseva UZB 55.10; Nikola Tomečková TCH 52.06

Group B qualifiers: Ivakina 62.90; Renk 62.88; Shikolenko 62.06; Nekrosaitė 61.02; Isaila 59.88; Nerius 59.68

Non-qualifiers: Päivi Alafantti FIN 59.26; Shelley Holroyd GBR 57.66; Kinga Zsigmond HUN 55.72; Lee Young-Sun KOR 54.78; Akiko Miyajima JPN 54.50; Iammo Launa PNG 46.78

Gothenburg 1995

Final (Aug 8)

1, Natalya Shikolenko	BLR	67.56
2, Felicia Tilea	ROU	65.22
3, Mikaela Ingberg	FIN	65.16
4, Heli Rantanen	FIN	65.04
5, Joanna Stone	AUS	63.74
6, Tanja Damaske	GER	62.32
7, Isel López	CUB	60.80
8, Yekaterina Ivakina	RUS	59.82

9, Renata Strasek SLO 59.10; 10, Jette Jeppesen DEN 58.84; 11, Steffi Nerius GER 56.50; 12, Miréla Manjani ALB 55.56

Series	1	2	3	4	5	6
N.Shikolenko	66.48	63.58	x	x	65.46	67.56
Tilea	62.34	60.98	59.64	65.22	x	x
Ingberg	61.82	59.54	60.12	65.16	x	x
Rantanen	55.44	59.66	x	59.10	62.96	65.04
Stone	59.14	x	61.46	58.50	57.80	63.74
Damaske	62.32	x	60.42	x	59.64	x
López	54.30	x	60.80	x	x	x
Ivakina	59.82	56.06	58.64	55.28	x	x

Defending champion Trine Hattestad was throwing well in 1995 but by the time of Gothenburg was five months pregnant and did not compete for obvious reasons. This left Shikolenko as the favourite to add gold to her 1993 bronze, and she did just that. She had the best qualifying effort (65.46) and took the lead in the final with her first throw of 66.48. No-one could approach that, though the Belarus thrower did go better with 67.56 in the final round. The woman who was beaten in the last round at the Barcelona Olympics then waited anxiously for the three remaining finalists to close their accounts.

Qualifying round (62.50 or top 12 to final) (Aug 6)

Group A qualifiers: Shikolenko 65.64; Damaske 62.82; Ivakina 61.52; Strasek 60.26; López 60.04; Stone 59.52

Non-qualifiers: Silke Renk GER 58.86; Kinga Zsigmond HUN 57.86; Tang Lishuang CHN 56.98; Claudia Isaila ROU 55.84; Taina Uppa FIN 54.38; Rita Ramanauskaitė LTU 54.14; Donna Mayhew USA 53.10; Aysel Tas TUR 49.20; Maka Obshlavshii GEO 43.98

Group B qualifiers: Nerius 62.62; Manjani 62.40; Jeppesen 61.96; Tilea 61.52; Ingberg 60.72; Rantanen 60.34

Non-qualifiers: Louise McPaul AUS 59.30; Laverne Eve BAH 58.78; Xiomara Rivero CUB 58.32; Nikola Tomečková CZE 67.98; Nadine Auzeil FRA 56.80; Oksana Ovchinnikova RUS 56.74; Nicole Carroll USA 55.32; Agnes Preisinger HUN 54.00; Kate Farrow AUS 49.24; Ketut Mudiiani INA 40.92

Athens 1997

Final (Aug 9)

1, Trine Hattestad	NOR	68.78
2, Joanna Stone	AUS	68.64

3, Tanja Damaske	GER	67.12
4, Mikaela Ingberg	FIN	66.00
5, Felicia Tilea	ROU	64.90
6, Sonia Bisset	CUB	63.80
7, Osleidys Menéndez	CUB	63.76
8, Tatyana Shikolenko	RUS	63.76

9, Oksana Ovchinnikova RUS 62.92; 10, Heli Rantanen FIN 62.64; 11, Miréla Manjani-Tzellili GRE 61.02; 12, Rita Ramanauskaitė LTU 57.38

Series	1	2	3	4	5	6
Hattestad	68.78	63.32	x	66.32	x	65.46
Stone	64.68	68.16	66.94	66.12	68.64	68.60
Damaske	64.30	63.72	64.36	61.18	66.26	67.12
Ingberg	64.50	x	63.72	61.70	64.14	66.00
Tilea	60.32	55.24	64.90	61.14	59.24	64.40
Bisset	63.80	63.16	63.08	60.44	60.52	63.34
Menéndez	63.76	62.44	x	59.88	63.02	62.14
Shikolenko	x	63.76	x	62.68	x	x

Stone, a London-born Australian policewoman, created a stir by leading the qualifiers with a personal best of 67.72 and proved that was no fluke by pressurising the favourite, Hattestad, throughout the final. The Norwegian, champion in 1993 and pregnant at the time of the 1995 Championships, opened strongly with 68.78 and that proved to be the winner but Stone drew uncomfortably close in the second round with 68.16 and her last two throws landed at 68.64 and 68.60. The bronze medalist Damaske excelled also, throwing a personal best of 67.12 in the final round, but Olympic Champion Rantanen suffered an off-day in tenth place. "I was given strength by the knowledge that my two sons were watching from the stands," said Hattestad.

Qualifying round (62.50 or top 12 to final) (Aug 7)

Group A qualifiers: Hattestad 66.12; Rantanen 64.46; Manjani-Tzellili 63.50; Tilea 63.06; Ovchinnikova 61.58; Menéndez 60.90

Non-qualifiers: Karen Forkel GER 60.70; Zuleima Aramendiz COL 58.98; Laverne Eve BAH 58.80; Nikolett Szabó HUN 57.78; Lee Young-Sun KOR 55.98; Lynda Lipson USA 52.64; Shelley Holroyd GBR 51.06; Trishel Thompson GUY 38.14

Group B qualifiers: Stone 67.72; Ingberg 63.92; Bisset 63.48; Damaske 63.30; Ramanauskaitė 62.60; Shikolenko 61.78

Non-qualifiers: Silke Renk GER 60.72; Odeyme Palma CUB 58.42; Tessa Sanderson GBR 57.84; Taina Uppa FIN 57.72; Ewa Rybak POL 56.24; Nicole Carroll USA 55.62; Erica Wheeler USA 54.16; Angeliki Tsiolakoudi GRE 53.48; Nikola Tomečková CZE 52.86

Seville 1999

Final (Aug 28)

1, Miréla Tzellili	GRE	67.09
2, Tatyana Shikolenko	RUS	66.37
3, Trine Hattestad	NOR	66.06
4, Osleidys Menéndez	CUB	64.61
5, Louise Currey	AUS	64.38
6, Sonia Bicet	CUB	63.52
7, Wei Jianhua	CHN	62.97
8, Oksana Makarova	RUS	62.67

9, Mikaela Ingberg FIN 60.48; 10, Taina Uppa FIN 59.83; 11, Felicia Tilea ROU 59.24; 12, Karen Forkel GER 54.65

Series	1	2	3	4	5	6
Tzellili	62.41	66.33	67.09	66.44	x	x
Shikolenko	63.75	62.28	x	62.51	66.37	x
Hattestad	63.73	66.06	62.56	62.24	63.42	63.85
Menéndez	64.61	61.12	63.18	62.55	63.74	62.54
Currey	60.39	x	60.81	64.38	61.10	60.75
Bicet	61.62	61.74	x	63.52	61.08	x
Wei	58.98	62.27	62.97	x	x	57.66
Makarova	59.23	62.67	x	x	60.16	x

In a year which caused so much grief to Albanians there was a result from Seville which might have brought those people some pride and pleasure. Miréla Manjani no longer competes for Albania; now married to Greek weightlifter George Tzellilis she became a Greek citizen in 1997, but she made history by becoming the first Albanian-born athlete ever to win a world athletics title. Title holder Hattestad was delighted to take the lead in round 2 with 66.06 but later in the round Tzellili went ahead with 66.33 and with her next throw she improved to a Greek record with the new implement of 67.09. Tatyana Shikolenko later produced a Russian record of 66.37 to push Hattestad down to third; her

elder sister Natalya won this title for Belarus in 1995. European Champion Tanja Damaske was unable through injury to throw in the qualifying round.

Qualifying round (61.00 or top 12 to final) (Aug 26)

Group A qualifiers: Hattestad 62.67; Menéndez 62.07; Shikolenko 61.78; Bicet 61.63; Ingberg 61.50; Wei 61.39; Currey 60.83; Forkel 60.40; Tilea 60.11

Non-qualifiers: Genowefa Patla POL 59.50; Rita Ramanaukaitė LTU 58.60; Steffi Nerius GER 58.43; Evlēmija Storga SLO 53.54; Gurmeet Kaur IND 51.97; Sabina Moya COL 47.27

Group B qualifiers: Makarova 63.83; Tzellili 61.45; Uppa 60.51

Non-qualifiers: Ana Mirela Țermure ROU 58.52; Liang Lili CHN 58.43; Laverne Eve BAH 57.97; Xiomara Rivero CUB 57.48; Nadine Auzeil FRA 57.33; Nikola Tomečkova CZE 56.88; Ewa Rybak POL 56.41; Kristuzina Georgieva BUL 55.79; Linda Bluetrich USA 52.31; Lee Young-Sun KOR 51.36; Tanja Damaske GER DNS (injured); Maka Obolashvili GEO NM

Edmonton 2001

Final (Aug 6)

1,	Osleidys Menéndez	CUB	69.53
2,	Miréla Tzellili	GRE	65.78
3,	Sonia Bisset	CUB	64.69
4,	Nikola Tomečkova	CZE	63.11
5,	Steffi Nerius	GER	62.08
6,	Mikaela Ingberg	FIN	61.94
7,	Xiomara Rivero	CUB	61.60
8,	Angeliki Tsiolakouði	GRE	61.01

9, Tatyana Shikolenko RUS 60.91; 10, Wei Jianhua CHN 58.45; 11, Claudia Coslovich ITA 57.27; 12, Taina Kolkkala FIN 57.21

Series	1	2	3	4	5	6
Menéndez	66.56	69.42	69.53	x	65.83	66.70
Tzellili	64.69	63.80	x	x	65.78	62.68
Bisset	63.14	x	57.77	61.32	64.69	x
Tomečkova	63.11	62.91	x	x	62.74	59.83
Nerius	62.08	x	58.52	x	x	56.01
Ingberg	61.94	60.40	x	57.91	60.89	60.91
Rivero	58.56	61.60	59.00	61.27	61.43	61.40
Tsiolakouði	61.01	57.88	58.61	60.74	58.17	58.96

The previous July, Menéndez had become the first Cuban woman to set a world record with a throw of 71.54. She didn't need to throw that far in Edmonton, but still won easily. The 21 year-old did the damage in the first three rounds with efforts of 66.56, 69.42 and 69.53.

Tzellili defended her title with honour, lying second throughout and achieving her best of 65.78 in round 5. Another Cuban, Bisset, was in third place throughout the contest ahead of Tomečkova who could not reproduce her 65.71 qualifier when it mattered.

Qualifying round (61.00 or top 12 to final) (Aug 4)

Group A qualifiers: Tomečkova 65.71; Bisset 63.24; Tzellili 61.75; Wei 61.56; Ingberg 60.89

Non-qualifiers: Paula Huhtaniemi FIN 59.26; Nikolett Szabó HUN 57.60; Rita Ramanaukaitė LTU 57.43; Takako Miyake JPN 56.05; Dominique Biloiseau CAN 45.24; Ana Mirela Țermure ROU DQ (r40.1) (52.65)

Group B qualifiers: Menéndez 64.39; Tsiolakouði 61.93; Nerius 61.90; Shikolenko 61.42; Rivero 59.78; Kolkkala 59.62; Coslovich 58.42

Non-qualifiers: Felicia Moldovan ROU 56.61; Laverne Eve BAH 56.10; Zuleima Araméndiz COL 52.23; Lindy Leveaux SEY 49.40

Paris 2003

Final (Aug 30)

1,	Miréla Manjani	GRE	66.52
2,	Tatyana Shikolenko	RUS	63.28
3,	Steffi Nerius	GER	62.70
4,	Mikaela Ingberg	FIN	62.20
5,	Osleidys Menéndez	CUB	62.19
6,	Sonia Bisset	CUB	60.17
7,	Claudia Coslovich	ITA	59.64
8,	Laverne Eve	BAH	59.60

9, Valeriya Zabruskova RUS 59.51; 10, Taina Kolkkala FIN 57.50; 11, Ma Ning CHN 57.43; 12, Nikolett Szabó HUN 56.98

Series	1	2	3	4	5	6
Manjani	64.55	64.46	64.09	66.52	x	56.84
Shikolenko	62.76	62.99	63.28	x	60.67	59.93

	1	2	3	4	5	6
Nerius	59.15	62.70	60.30	x	61.81	x
Ingberg	61.37	59.98	-	62.02	-	62.20
Menéndez	61.18	x	x	62.19	60.47	x
Bicet	56.90	58.21	60.17	x	x	56.36
Coslovich	55.48	58.61	59.64	56.05	57.89	56.14
Eve	56.43	54.39	59.60	x	58.47	57.55

The 1999 winner Miréla Manjani (now divorced from Giorgos Tzellilis) again demonstrated her ability to peak for major championships. Before Paris her season's best was just 63.13. Her opening four throws in the final were better than that or anything else the opposition could produce. Her fourth effort of 66.52 was a 2003 world best, but it was also the shortest winning throw in world championships history. The silver medalist Tatyana Shikolenko was another to repeat her placing from Seville 1999.

Qualifying round (60.00 or top 12 to final) (Aug 28)

Group A qualifiers: Shikolenko 63.71; Eve 62.89; Menéndez 61.74; Ingberg 60.89; Nerius 60.40; Szabó 59.84; Ma 58.95

Non-qualifiers: Rita Ramanaukaitė LTU 57.13; Jarmila Klimesová CZE 56.98; Angeliki Tsiolakouði GRE 56.66; Sabina Moya COL 55.75; Kim Kreiner USA 54.84

Group B qualifiers: Manjani 62.48; Bisset 60.64; Zabruskova 60.40; Coslovich 59.57; Kolkkala 58.94

Non-qualifiers: Ana Mirela Țermure ROU 58.50; Sunette Viljoen RSA 56.78; Nora Bicet CUB 56.33; Paula Huhtaniemi FIN 55.06; Sarah Walter FRA 54.31; Takako Miyake JPN 52.26; Leryn Franco PAR 51.13

Helsinki 2005

Final (Aug 14)

1,	Osleidys Menéndez	CUB	71.70 ^w
2,	Christina Obergföll	GER	70.03
3,	Steffi Nerius	GER	65.96
4,	Christina Scherwin	DEN	63.43
5,	Zahra Bani	ITA	62.75
6,	Paula Tarvainen	FIN	62.64
7,	Sonia Bisset	CUB	61.75
8,	Angeliki Tsiolakouði	GRE	57.99

9, Mikaela Ingberg FIN 57.54; 10, Laverne Eve BAH 57.10; 11, Romyana Karapetrova BUL 57.06; 12, Goldie Sayers GBR 54.44

Series	1	2	3	4	5	6
Menéndez	71.70	x	-	65.53	63.80	-
Obergföll	61.55	70.03	-	-	-	59.67
Nerius	65.96	x	x	64.26	64.35	x
Scherwin	59.36	62.32	60.04	63.43	x	x
Bani	55.28	60.71	54.06	x	56.16	62.75
Tarvainen	62.64	x	x	x	56.89	x
Bisset	x	59.55	59.71	58.61	61.75	60.57
Tsiolakouði	57.30	57.99	56.78	x	x	56.63

At the ripe old age of 25, Menéndez was competing in her fifth World championships, aiming to regain the title she had won in her world record year of 2001. After throwing 65.77 in the qualifying round, trailing the personal best 66.52 of veteran Nerius, Menéndez set up for her first throw drawn at the end of the opening round. Again trailing Nerius, who led with 65.96, the powerful (1.78/80KG) Cuban launched a throw which had the knowledgeable Finnish crowd buzzing with expectation before the spear landed. It was measured at 71.70, a new world record; normally such a throw kills off the opposition, but on this occasion it engendered a magnificent reaction. Obergföll, with a lifetime best of 64.59 hit a perfect throw, and was rewarded with a European record 70.03. She later said "I cannot explain what happened today." Nerius's throw held up for the bronze medal, while Helsinki held its reputation as the spiritual home of javelin throwing as the top five throwers came away with lifetime bests.

Qualifying round (60.50 or top 12 to final) (Aug 12)

Group A qualifiers: Menéndez 65.77; Obergföll 61.59; Ingberg 61.06; Sayers 60.67; Scherwin 60.11; Tsiolakouði 59.06

Non-qualifiers: Mercedes Chilla ESP 58.38; Olga Ivankova UKR 56.56; Claudia Coslovich ITA 55.78; Kim Kreiner USA 55.05; Felicia Moldovan ROU 54.68; Nora Bicet CUB 54.52; Inga Stasiulionytė LTU 54.36; Moonika Aava EST 54.24; Mariya Yakovenko RUS 50.37

Group B qualifiers: Steffi Nerius GER 66.52; Sonia Bisset CUB 60.50; Laverne Eve BAH 61.12; Paula Tarvainen FIN 60.83; Zahra Bani ITA 60.69; Romyana Karapetrova BUL 59.22

Non-qualifiers: Barbora Špotáková CZE 58.74; Olivia McKay JAM 58.49; Barbara Madejczyk POL 57.14; Inga Kozarenoka LAT 56.71; Nikolett Szabó HUN 55.17; Savva Lika GRE 55.03; Xue Juan CHN 53.81; Serafina Akeli SAM 47.37; Mirela Manjani GRE NM

Osaka 2007

Final (Aug 31)

1,	Barbora Špotáková	CZE	67.07
2,	Christina Obergföll	GER	66.46
3,	Steffi Nerius	GER	64.42
4,	Nikola Brejchová	CZE	63.73
5,	Sávva Lika	GRE	63.13
6,	Sonia Bisset	CUB	61.74
7,	Mariya Abakumova	RUS	61.43
8,	Linda Stahl	GER	61.03
9,	Barbara Madejczyk	POL	58.37
10,	Olga Ivankova	UKR	57.87
11,	Felicia Moldovan	ROU	55.71
12,	Paula Tervainen	FIN	53.50

In the absence of Helsinki winner Menéndez (injured) Obergföll was a strong favourite, having produced the top seven throws of 2007. The German was less than impressive in the qualifying, managing 60.77, while the qualifiers were led by the Czech duo of Brejchová and Špotáková. The latter was just warming up, as she opened in the final with a Czech record of 66.40. Obergföll reacted well, finishing off round one with 64.01, before improving to 65.26 in the next round. At this point no-one else had managed to reach 62m, which Brejchová rectified with her third round 63.73, inspired perhaps by Špotáková's further improvement to 67.07. Nerius, in her sixth final, produced her first 60m throw of the competition in round four – 64.42 – which would prove enough to secure her third world championship medal. Her teammate Obergföll saved her best till last, coming within a metre of Špotáková with 66.46. The Czech was a worthy winner, and averaged an excellent 64.37 with her six throws.

Qualifying round (61.00 or top 12 to final) (Aug 29)

Group A qualifiers: Brejchová 64.29; Madejczyk 60.86; Obergföll 60.77; Bisset 60.25

Non-qualifiers: Taina Kolkkala FIN 59.52; Zahra Bani ITA 59.02; Lada Chernova RUS 58.12; Mariya Yakovenko RUS 57.51; Goldie Sayers GBR 57.23; Monica Stoian ROU 56.84; Alessandra Resende BRA 56.42; Buoban Pamang THA 56.28; Indre Jakubaityte LTU 56.16; Dana Pounds USA 55.00; Dalila Rungam NCA 53.22; Serafina Akeli SAM 50.29; Emika Yoshida JPN 49.70

Group B qualifiers: Špotáková 63.77; Tervainen 63.58; Stahl 62.80; Lika 62.38; Nerius 61.89; Ivankova 61.68; Abakumova 60.55; Moldovan 60.07

Non-qualifiers: Silvia Cruz POR 58.53; Alexandra Tsionou CYP 57.17; Lavern Eve BAH 56.87; Urszula Jasinska POL 56.20; Mercedes Chilla ESP 53.64; Chang Chunfeng CHN 53.41; Romyana Karapetrova BUL 48.50; Lindy Leveau-Agricole SEY NM

Berlin 2009

Final (Aug 18)

1,	Steffi Nerius	GER	67.30
2,	Barbora Špotáková	CZE	66.42
3,	Maria Abakumova	RUS	66.06
4,	Monica Stoian	ROU	64.51
5,	Christina Obergföll	GER	64.34
6,	Linda Stahl	GER	63.23
7,	Osleidy Menéndez	CUB	63.11
8,	Sávva Lika	GRE	60.29
9,	Vira Rebruk	UKR	58.25
10,	Maria Negoita	ROU	57.65
11,	Martina Ratej	SLO	57.57
12,	Rachel Yurkovich	USA	51.15

Series	1	2	3	4	5	6
Nerius	67.30	62.79	65.81	x	62.27	x
Špotáková	64.94	64.26	66.42	61.29	62.25	59.74
Abakumova	63.01	x	65.39	x	59.71	66.06
Stoian	64.51	x	61.90	59.62	61.84	61.53
Obergföll	x	60.37	64.34	x	63.02	x
Stahl	61.64	63.23	63.18	59.00	61.33	60.90
Menéndez	63.11	x	x	x	61.56	58.27
Lika	56.55	57.33	58.80	57.29	x	60.29

No javelin thrower in World Championship history had ever produced a qualifying round throw beyond the winning distance in the final by another thrower, but that unenviable feat was managed in Berlin by Abakumova who qualified with 68.92, best throw of 2009.

The final began with Stoian improving her best by 2½m with 64.51, and then Nerius – at her eighth World Championship – produced the second best throw of her career, 67.30. Olympic Champion Špotáková immediately reacted with 64.94 and improved in the third round to 66.42, but could get no closer, while Abakumova overtook Stoian for bronze in round three before reaching 66.06 in the sixth. Nerius had won bronze in the three previous championships and later said she would not reconsider her decision to retire that September. Why? “Just because everything that will come now can only be less good.”

Qualifying round (62.00 or top 12 to final) (Aug 16)

Group A qualifiers: Abakumova 68.92; Stahl 63.86; Ratej 63.42; Špotáková 63.27; Nerius 61.73; Stoian 60.29; Rebruk 59.70; Lika 59.64

Non-qualifiers: Goldie Sayers GBR 58.98; Yainelis Ribiaux CUB 57.38; Mercedes Chilla ESP 56.68; Mariya Novik BLR 56.44; Indre Jakubaityte LTU 55.86; Kara Patterson USA 52.71; Elisabeth Pauw AUT 50.88; Serafina Akeli SAM 49.58

Group B qualifiers: Menéndez 61.94; Obergföll 60.74; Yurkovich 59.57; Negoita 59.46

Non-qualifiers: Mikaela Ingberg JPN 57.88; Kim Mickle AUS 57.46; Olga Ivankova UKR 56.91; Sunette Viljoen RSA 56.83; Urszula Piwnicka POL 56.49; Yanet Cruz CUB 56.19; Ásdís Hjálmsdóttir ISL 55.86; Yuki Ebihara JPN 54.81; Moonika Aava EST 53.86; Madara Palameika LAT 52.98; Valeriya Zabruskova RUS 52.87

Daegu 2011

Final (Sep 2)

1,	Maria Abakumova	RUS	71.99
2,	Barbora Špotáková	CZE	71.58
3,	Sunette Viljoen	RSA	68.38
4,	Christina Obergföll	GER	65.24
5,	Kathrina Molitor	GER	64.32
6,	Kimberley Mickle	AUS	61.96
7,	Martina Ratej	SLO	61.65
8,	Jarmila Klimešová	CZE	59.27
9,	Yuki Ebihara	JPN	59.08
10,	Goldie Sayers	GBR	58.18
11,	Madara Palameika	LAT	58.08
12,	Linda Stahl	GER	DNS

Series	1	2	3	4	5	6
Abakumova	60.38	71.25	x	71.99	64.27	
Špotáková	68.80	67.90	68.64	67.12	71.58	66.80
Viljoen	64.36	65.20	63.12	58.48	68.38	62.68
Obergföll	61.74	64.39	64.80	65.24	63.51	x
Molitor	59.88	58.19	57.94	60.31	58.85	64.32
Mickle	59.33	57.07	60.87	x	61.96	61.33
Ratej	58.87	x	60.58	x	61.65	x
Klimešová	59.27	x	57.37	x	x	55.87

Obergföll, who led the qualifiers with 68.76, and Špotáková were the athletes most highly regarded. The Czech opened with 68.80 to confirm the opinion of the experts, and then the fireworks started. Abakumova followed Špotáková's second round 67.90 with an arrow of a throw which landed at 71.25. Wonderfully consistent, the Czech star then threw 68.64 and 67.12. Behind the big two Viljoen's 65.20 in round two was overtaken by Obergföll's fourth of 65.24. In a wonderful sequence of throws in the fifth, Viljoen threw an African record 68.38, Špotáková went out to 71.58, and then Abakumova again improved her national record with 71.99. After the competition, the effervescent Russian happily showed the strapping covering an injury on her right heel which had threatened to prevent her from competing.

“It's a mystery to me why the javelin went so far and floated so high,” she explained. “The air seemed to catch it and it went on and on.”

Qualifying round (61.00 or top 12 to final) (Sep 1)

Group A qualifiers: Obergföll 68.76; Molitor 63.52; Abakumova 62.49; Sayers 62.19; Ebihara 59.88; Palameika 59.78; Klimešová 59.65

Non-qualifiers: Ásdís Hjálmsdóttir ISL 59.15; Rachel Yurkovich USA 58.84; Justine Robbeson RSA 58.08; Indre Jakubaityte LTU 56.92; Yanet Cruz CUB 56.73; Elisabeth Eberl AUT 56.48; Kim Kyung-Ae KOR 54.96

Group B qualifiers: Viljoen 65.34; Špotáková 63.40; Ratej 61.58; Mickle 60.50; Stahl 60.21

Non-qualifiers: Zahra Bani ITA 58.92; Vira Rebruk UKR 58.50; Mercedes Chilla ESP 58.34; Sinta Ozolina-Kovalva LAT 58.15; Liu Chunhua CHN 57.52; Kara Patterson USA 57.14; Tatjana Jelaca SRB 56.68; Risa Miyashita JPN 55.62; Maria Murillo COL 52.83

Moscow 2013

Final (Aug 18)

1, Christina Obergföll	GER	69.05
2, Kim Mickle	AUS	66.60
3, Mariya Abakumova	RUS	65.09
4, Linda Stahl	GER	64.78
5, Kathryn Mitchell	AUS	63.77
6, Sunette Viljoen	RSA	63.58
7, Viktoriya Sudarushkina	RUS	62.21
8, Li Lingwei	CHN	61.30
9, Tatjana Jelača SRB 60.81; 10, Sofi Flink SWE 59.52; 11, Vira Rebyrk UKR 58.33; 12, Nadeeka Lakmalı SRI 58.16		

Series	1	2	4	4	5	6
Obergföll	64.63	69.05	64.02	62.93	x	x
Mickle	60.43	66.25	64.18	64.29	x	66.60
Abakumova	65.09	63.78	64.33	x	60.99	58.71
Stahl	64.78	62.58	x	x	x	61.81
Mitchell	63.77	x	60.34	62.19	x	62.23
Viljoen	63.58	x	56.51	58.66	59.00	60.25
Sudarushkina	60.44	62.21	55.82	x	58.64	x
Li	57.48	60.30	61.30	55.63	57.58	57.96

On six occasions between 2005 and 2012, Obergföll won medals at Olympic, World and European Championships, but never the gold. The 31 year-old German was co-favourite with reigning champion Abakumova. The Russian led after the first round of the final with 65.09. In the second round, Mickle improved her personal best from her qualifying mark of 65.73 to 66.25. Obergföll, throwing last then reached 69.05 to win the gold medal. None of the top eight improved in the second half, except for Mickle who reached 66.60 with the last throw. "Finally a champion," Obergföll said afterwards "in the year where I didn't really expect it, it finally happened", and a month later she married her coach, the 1995 and 2003 bronze medallist, Boris Henry. The couple agreed that he would take her name if she won in Moscow, so they became Herr and Frau Obergföll.

Abakumova's husband Dmitry Tarabin also became a World Championship javelin bronze medallist, one day later in Moscow.

Qualifying round (61.50 or top 12 to final) (Aug 16)

Group A qualifiers: Abakumova 69.09; Stahl 64.51; Mitchell 62.80; Flink 61.96; Rebyrk 61.70; **Non-qualifiers:** Zhang Li CHN 60.16; Yuki Ebihara JPN 59.80; Krista Woodward CAN 58.86; Hanna Hattso UKR 58.63; Flor Dennis Ruiz COL 57.47; Eliza Toader ROU 55.76; Jucilene de Lima BRA 55.18; Madara Palameika LAT 53.70

Group B qualifiers: Mickle 65.73; Viljoen 64.51; Jelača 62.68; Obergföll 62.36; Sudarushkina 62.20; Li 61.51; Lakmalı 60.39

Non-qualifiers: Katharina Mollitor GER 60.32; Lina Müse LAT 60.29; Marharyta Dorozhon UKR 58.23; Martina Rätej SLO 57.95; Ásdís Hjálmsdóttir ISL 57.65; Brittany Borman USA 57.63; Lina Laasma EST 56.93

JAVELIN THROW

Multiple Medallists:

4 Steffi Nerius	GER	03-3, 05-3, 07-3, 09-1
3 Trine Hattestad	NOR	99-1, 97-1, 99-3
Miréla Tzelli/Manjani	GRE	99-1, 01-2, 03-1
Christina Obergföll	GER	05-2, 07-2, 13-1
Barbora Špotáková	CZE	07-1, 09-2, 11-2
Mariya Abakumova	RUS	09-3, 11-1, 13-3
2 Fatima Whitbread	GBR	83-2, 87-1
Petra Felke/Meier	GDR/GER	87-2, 91-2
Natalya Shikolenko	BLR	93-3, 95-1
Tatyana Shikolenko	RUS	99-2, 03-2
Osleidys Menéndez	CUB	01-1, 05-1

Most Finals:

7 Nerius		93-9, 95-11, 01-5, 03-3, 05-3, 07-3, 09-1
----------	--	---

Most Appearances:

9 Laverne Eve	BAH	87-nm/Q, 91-22Q, 95-15Q, 97-16Q, 99-18Q, 01-17Q, 03-8, 05-10, 07-20Q
---------------	-----	--

National Placings:

	1	2	3	4	5	6	7	8	Points
GER	2	5	6	2	4	3	1	1	125
CUB	2	-	1	1	1	4	6	2	57
RUS	1	2	2	-	1	-	2	3	45

Women's Javelin Throw, continued

	1	2	3	4	5	6	7	8	Points
FIN	1	-	1	3	-	4	-	1	42
GRE	2	1	1	-	1	-	-	3	36
CZE	1	2	-	2	-	-	-	1	33
AUS	-	2	-	-	3	2	-	-	32
NOR	2	-	1	-	1	-	-	-	26
GBR	1	1	-	2	-	-	-	-	25
ROU	-	1	-	1	2	-	1	1	23
BLR	1	-	1	1	-	-	-	-	19
CHN	1	-	-	-	-	-	1	1	11
RSA	-	-	1	-	-	1	-	-	9
URS	-	-	-	1	-	-	1	-	7
ITA	-	-	-	-	1	-	1	-	6
DEN	-	-	-	-	1	-	-	-	5
SLO	-	-	-	-	-	-	1	-	2
BAH	-	-	-	-	-	-	-	1	1
Totals	14	14	14	14	14	14	14	14	504

Heptathlon

Helsinki 1983

(Aug 8/9)

1971/1984

1, Ramona Neubert	GDR	6714/6770
2, Sabine Paetz	GDR	6662/6713
3, Anke Vater	GDR	6532/6525
4, Sabine Everts	FRG	6398/6388
5, Valentina Dimitrova	BUL	6362/6344
6, Yekaterina Smirnova	URS	6321/6277
7, Glynis Nunn	AUS	6195/6131
8, Tineke Hidding	NED	6155/6104

9, Annette Tännander SWE 5977/5932; 10, Marcela Koblasová TCH 5965/5888; 11, Marlene Harmon USA 5925/5833; 12, Kristine Tännander SWE 5922/5811; 13, Anne Kyllönen FIN 5866/5763; 14, Corinne Schneider SUI 5851/5770; 15, Florence Picaut FRA 5766/5659; 16, Terry Genge NZL 5739/5607; 17, Helena Otahalová TCH 5721/5583; 18, Melitta Aigner AUT 5629/5471; 19, Dalila Tayebi ALG 4976/4759; 20, Patricia Meigham GUA 3955/3659; Jane Frederick USA DNF (5431/5375); Judy Livermore GBR DNF (4733/4798); Conceição Geremias BRA DNF (4367/4330); Jackie Joyner USA DNF (3719/3793); Zeina Mina LIB DNF (1255/1351); Natalya Shubenkova URS DNF (851/961)

World record holder Ramona Neubert had never been beaten in an heptathlon. She not only maintained that record but led her country to a sweep of the medals.

Paetz, who had pushed Neubert in the previous year's European Championships, took an initial lead with a 13.11 100m hurdles. She was overtaken by Britain's Judy Livermore, who high jumped 1.92 but was to fall back thereafter and drop out after three fouls in the javelin throw.

Neubert was as low as seventh after the high jump, but her 23.27 200m not only gave her an overnight lead of 43 points, but also put her 29 points ahead of world record schedule.

The second day saw Neubert lose contact with her world record pace but stay comfortably ahead of Paetz. The third GDR athlete, Vater, consolidated her hold on the bronze medal with a win in the final event.

Individual marks:

	100h	HJ	SP	200	LJ	JT	800
Neubert	13.29	1.80	15.38	23.27	6.67	45.12	2:11.34
Paetz	13.11	1.83	14.23	23.60	6.68	44.52	2:11.59
Vater	13.58	1.86	14.05	23.49	6.32	37.84	2:05.64
Everts	13.50	1.86	12.32	23.82	6.46	36.36	2:06.80
Dimitrova	14.21	1.80	15.67	25.08	6.11	44.80	2:08.10
Smirnova	13.36	1.83	13.77	24.48	5.66	45.76	2:10.98
Nunn	13.17	1.74	12.98	24.02	6.31	32.64	2:10.96
Hidding	13.77	1.77	12.22	24.19	6.30	38.62	2:12.46
A Tännander	14.00	1.83	11.86	26.10	6.09	45.24	2:17.86
Koblasová	14.17	1.74	14.99	25.15	6.04	40.58	2:24.96
Harmon	14.17	1.74	11.91	24.92	6.17	36.06	2:12.16
K Tännander	14.25	1.80	12.70	25.13	5.58	39.36	2:12.38
Kyllönen	14.33	1.80	12.87	25.77	5.88	36.16	2:13.77
Schneider	14.62	1.83	12.06	25.81	5.73	46.22	2:19.68
Picaut	13.85	1.80	12.08	25.64	5.90	32.98	2:19.22
Genge	13.99	1.59	11.96	25.21	5.92	39.26	2:14.53
Otahalová	14.10	1.74	12.92	24.95	5.58	38.68	2:26.42
Aigner	15.39	1.65	14.13	26.18	5.52	42.88	2:16.47
Tayebi	15.55	1.65	9.95	25.72	5.71	26.46	2:31.55
Meigham	17.96	1.41	8.23	26.08	4.10	19.86	2:20.10

	100h	HJ	SP	200	LJ	JT	800
Frederick	13.72	1.83	14.75	25.16	6.00	45.62	DNS
Livernois	13.23	1.92	13.85	24.93	6.16	NM	DNS
Geremias	14.03	1.74	13.35	24.88	5.85	NM	DNS
Joyner	13.69	1.86	12.73	23.73	DNS		
Mina	16.15	1.53	DNS				
Shubenkova	14.12	DNS					

Rome 1987

(Aug 31/Sep 1)

1, Jackie Joyner-Kersey	USA	7128
2, Larisa Nikitina	URS	6564
3, Jane Frederick	USA	6502
4, Anke Behmer	GDR	6460
5, Liliana Năstase	ROU	6325
6, Marion Reichelt	GDR	6296
7, Marianna Maslennikova	URS	6228
8, Zhu Yuqing	CHN	6211

9, Kim Hagger GBR 6167; 10, Jane Flemming AUS 6149; 11, Nadine Debois FRA 6139; 12, Cindy Greiner USA 6042; 13, Tineke Hidding NED 6040; 14, Svetlana Buraga URS 5982; 15, Joanne Mulliner GBR 5842; 16, Ragne Kytölä FIN 5791; 17, Cornelia Heinrich FRG 5664; 18, Sabine Braun FRG 5621; 19, Connie Polman-Tuin CAN 5608; Eva Karlom SWE DNF (4951); Ingrid Mellicke PAR DNF (3854); Zuzana Lajbnerová TCH DNF (3504); Manuela Marxer Lie DNF (2255); Chantal Beaugeant FRA DNF (892); Alessandra Becatti ITA DNF (DNF)

None of the Rome world champions was more dominant than Joyner-Kersey in the Heptathlon. The world record holder started in style with a fast win in the 100m hurdles. After personal bests in the high jump and shot put, she was 121 points ahead of world record schedule. An excellent 200m of 22.95 – just a tenth slower than her best – left her with a world best first day score of 4256. Second at this point was Nikitina on 3918.

JJK maintained a brilliant standard with a 7.14 long jump, breaking the championship record for that event. The heat took its toll in the final two events. The American was below her best in the javelin and clocked only 2:16.29 in the final event to miss a world record by 2.2 seconds. She nonetheless won from Nikitina by 564 points. The Russian had secured the silver with a personal best in the javelin.

There was more good news for the USA as the bronze went to 35 year-old Jane Frederick, a veteran of the 1972 Olympic Games.

Individual marks:

	100h	HJ	SP	200	LJ	JT	800
Joyner-Kersey	12.91	1.90	16.00	22.95	7.14	45.68	2:16.29
Nikitina	13.77	1.87	15.66	24.48	6.33	55.24	2:27.01
Frederick	13.65	1.78	16.30	24.69	6.33	46.62	2:13.77
Behmer	13.59	1.81	13.77	23.54	6.67	35.82	2:09.03
Năstase	13.09	1.75	13.11	24.09	6.59	41.84	2:17.91
Reichelt	13.65	1.81	13.39	24.17	6.46	38.64	2:12.76
Maslennikova	13.46	1.84	13.22	24.41	6.12	35.42	2:08.12
Zhu	13.37	1.78	15.12	23.99	6.10	43.40	2:27.45
Hagger	13.24	1.81	12.63	24.68	6.56	35.64	2:17.59
Flemming	13.50	1.81	13.21	23.75	6.20	38.24	2:20.58
Debois	13.64	1.72	13.22	24.23	6.25	34.70	2:05.17
Greiner	13.76	1.72	13.46	24.45	6.29	36.84	2:13.99
Hidding	13.77	1.72	13.11	24.18	6.18	40.14	2:16.10
Buraga	13.15	1.75	13.36	24.17	5.89	33.72	2:15.58
Mulliner	13.84	1.75	12.86	24.80	5.80	36.72	2:13.83
Kytölä	14.27	1.78	11.78	25.16	5.92	38.96	2:14.03
Heinrich	14.48	1.75	14.04	25.67	5.94	41.06	2:29.90
Braun	14.14	1.75	12.42	25.49	5.77	37.74	2:20.94
Polman-Tuin	14.35	1.66	12.85	25.27	6.10	35.80	2:19.77
Karlom	14.40	1.66	13.61	25.10	6.25	39.06	DNS
Mellicke	15.19	1.51	10.35	27.28	5.14	34.70	DNS
Lajbnerová	14.15	1.75	14.06	25.59	DNS		
Marxer	14.76	1.66	10.69	DNS			
Beaugeant	14.62	DNS					
Becatti	DNF						

Tokyo 1991

(Aug 26/27)

1, Sabine Braun	GER	6772
2, Liliana Năstase	ROU	6493
3, Irina Belova	URS	6448
4, Satu Ruotsalainen	FIN	6404

5, Yasmina Azzizi	ALG	6392
6, Urszula Włodarczyk	POL	6391
7, Peggy Beer	GER	6380
8, Tatyana Zhuravlyova	URS	6370

9, Maria Kamrowska POL 6237; 10, Cindy Greiner USA 6216; 11, Rita Ináncsi HUN 6198; 12, Zhu Yuqing CHN 6124; 13, Tina Rättäy FIN 6086; 14, Ragne Kytölä FIN 6062; 15, Ilona Ozoeze ITA 6056; 16, Clova Court GBR 6022; 17, Odile Lesage FRA 6002; 18, Joanne Henry NZL 5999; 19, Sharon Jaklofsky USA 5992; 20, Kym Carter USA 5909; 21, Ingrid Didden BEL 5852; 22, Petra Vaideanu ROU 5744; 23, Ana Maria Comaschi ARG 5617; 24, Ghada Shouaa SYR 5066; Heike Tischler GER DNF (3627); Fu Xiuhong CHN DNF (3602); Yu Long Nyu SIN DNF (3347); Jackie Joyner-Kersey USA DNF (3130)

Joyner-Kersey showed no reaction to her ankle twist in the previous night's long jump final when she won her 100m hurdles heat. She performed well in the high jump and shot, and was just 11 points below her world record schedule at the start of the 200m before disaster struck. At the crown of the bend the American dramatically pulled up with a hamstring injury. Her husband and coach Bobby later concluded that this had been triggered by the sore ankle.

The overnight leader was Zhu, but she was soon overtaken when Braun lung jumped a windy 6.67 on the second day. The German went further ahead of her immediate rivals with a fair javelin throw and had a comfortable 245-point margin before the final event. The 800m was won in spectacular fashion by Belova (née Nikitina), who improved four places and snatched the bronze medal.

Individual marks:

	100h	HJ	SP	200	LJ	JT	800
Braun	13.32	1.91	13.62	24.49	6.67w	48.66	2:16.09
Năstase	13.02	1.76	13.52	23.98	6.54	43.58	2:11.48
Belova	13.70	1.85	13.23	24.13	6.33w	40.96	2:05.23
Ruotsalainen	13.54	1.88	12.46	24.20	6.18	47.04	2:13.24
Azzizi	13.34	1.79	15.40	24.32	6.15	44.62	2:17.17
Włodarczyk	13.36	1.76	14.36	24.05	6.19	44.28	2:11.72
Beer	13.41	1.79	12.97	24.25	6.34	43.66	2:09.32
Zhuravlyova	13.77	1.82	14.12	24.18	6.30	41.56	2:10.91
Kamrowska	13.28	1.67	14.78	24.04	5.93	42.08	2:09.06
Greiner	13.55	1.79	14.70	24.52	6.46	35.62	2:17.47
Ináncsi	13.90	1.79	14.48	25.06	6.27	44.74	2:18.81
Zhu	13.18	1.82	14.19	23.86	5.88	41.50	2:28.34
Rättäy	13.98	1.76	12.88	24.96	6.04	45.30	2:11.90
Kytölä	14.09	1.79	12.05	25.23	6.43w	42.40	2:14.36
Ozoeze	13.89	1.76	12.97	24.71	6.27w	44.92	2:21.85
Court	13.35	1.55	13.94	23.85	5.71	55.30	2:24.61
Lesage	13.76	1.85	13.17	25.64	5.79	39.70	2:12.24
Henry	14.18	1.76	12.15	25.00	6.24	40.60	2:10.53
Jaklofsky	13.76	1.79	13.30	25.41	6.16	42.44	2:21.51
Carter	14.02	1.79	14.31	24.70	5.78	30.26	2:09.52
Didden	14.09	1.64	12.81	25.50	5.90	50.58	2:17.32
Vaideanu	14.42	1.70	14.60	26.49	5.96w	47.58	2:20.33
Comaschi	14.06	1.58	12.57	24.75	5.78	39.76	2:15.89
Shouaa	15.45	1.64	10.44	26.11	5.50w	39.76	2:22.44
Tischler	13.96	1.76	14.00	24.63	DNS		
Fu	13.78	1.82	13.10	25.35	DNS		
Yu	15.71	1.61	NM	26.18	5.28	27.66	DNS
Joyner-Kersey	12.96	1.91	15.30	DNF	DNS		

Stuttgart 1993

(Aug 16/17)

1, Jackie Joyner-Kersey	USA	6837
2, Sabine Braun	GER	6797
3, Svetlana Buraga	BLR	6635
4, Svetla Dimitrova	BUL	6508
5, Urszula Włodarczyk	POL	6394
6, Kym Carter	USA	6357
7, Jane Flemming	AUS	6343
8, Birgit Clarius	GER	6341

9, Taisiia Dobrovitskaya BLR 6290; 10, Tatyana Zhuravlyova RUS 6215; 11, Rita Ináncsi HUN 6188; 12, Petra Vaideanu ROU 6105; 13, Tina Rättäy FIN 6067; 14, Nathalie Tepe FRA 6037; 15, Helle Aro FIN 5902; 16, Marcela Podracka SVK 5902; 17, DeDe Nathan USA 5785; 18, Yurka Khristova BUL 5726; 19, Beatrice Mau GER 5369; 20, Ma Chun-Ping TPE 5246; 21, Marina Dameska MKD 5239; 22, Giuliana Spada ITA 5214; 23, Barbara Erni SUI 5067; 24, Elizabeth Arteaga BOL 4186; Larisa Nikitina RUS DNF (5624); Tatyana Blokhina RUS DNF (4710); Eunice Barberer SLE DNF (4404); Catherine Bond-Mills CAN DNF (3516); Veronique Boyer PYF DNF (2948); Manuela Marxer Lie DNF (2653); Anzhela Atroschenko BLR DNF (2602); Ghada Shouaa SYR DNF (2461); Maria Kamrowska POL DNF (1074); Clova Court GBR DNF (1030)

Though not nearly as dominant as in her previous Olympic or World triumphs, Joyner-Kersey claimed her fourth individual world championship gold, the most ever by a woman.

The American had a good start in the hurdles but lost ground by high jumping only 1.81. Her rival, defending champion Braun, won the event at 1.90 and went into the lead. The German went further ahead after the shot. Joyner-Kersey then ran a strong 200m to take a narrow lead from Buraga and Braun after the first day.

Despite asthma attacks, the world record holder kept her momentum next morning with a 7.04 long jump. Braun managed 6.54 then was controversially given a red flag for a jump of a similar distance. A video replay of the jump appeared to show the German's foot plant safely behind the plasticine.

A fine javelin throw by the German left her with a seven-point advantage at the start of the 800m. This represented about half a second. In an exciting race, Braun managed to stay near to Joyner-Kersey until the last 300m, when the American sprinted clear.

"It was her greatest victory ever," commented Joyner-Kersey's husband and coach Bobby. "To come out of that tunnel, seven points behind, and win was one of the greatest moments of her career."

Individual marks:

	100h	HJ	SP	200	LJ	JT	800
Joyner-Kersey	12.89	1.81	14.38	23.19	7.04	43.76	2:14.49
Braun	13.25	1.90	14.62	24.12	6.54	53.44	2:17.82
Buraga	12.95	1.84	14.55	23.69	6.58	41.04	2:13.65
Dimitrova	12.85	1.60	15.46	23.10	6.32	47.02	2:13.60
Włodarczyk	13.41	1.81	14.00	24.14	6.52	42.64	2:18.28
Carter	13.62	1.84	15.41	24.23	6.08	36.84	2:09.82
Flemming	13.06	1.75	14.03	25.49	6.21	42.12	2:16.93
Clarius	13.74	1.81	15.46	25.14	5.64	50.14	2:10.00
Dobrovitskaya	13.47	1.81	12.96	23.85	6.08	43.52	2:13.42
Zhuravlyova	14.21	1.81	13.80	24.64	6.43	38.74	2:11.27
Ináncsi	13.88	1.78	14.32	24.66	6.26	46.30	2:21.26
Vaideanu	14.09	1.81	14.40	25.76	5.92	44.84	2:12.77
Rattya	13.84	1.72	12.84	24.61	6.06	43.96	2:11.96
Teppé	13.83	1.75	13.50	25.87	5.81	53.92	2:20.24
Aro	13.89	1.66	12.77	25.78	6.02	48.80	2:15.89
Podracká	14.48	1.78	12.57	25.52	5.92	48.50	2:18.65
Nathan	13.93	1.66	13.75	24.78	6.10	42.72	2:28.88
Khrystova	14.19	1.75	12.19	25.49	5.94	38.84	2:16.93
Mau	13.73	1.78	12.95	24.80	NM	48.84	2:12.91
Ma	14.53	1.72	11.82	25.75	5.89	38.10	2:37.06
Damceska	14.65	1.57	10.85	25.88	5.89	38.34	2:16.94
Spada	14.01	1.69	12.77	25.41	6.70	43.26	2:17.25
Erni	14.27	NH	12.73	24.81	6.00	44.26	2:13.53
Arteaga	17.24	1.42	09.52	25.95	4.55	32.56	2:20.53
Nikitina	13.73	1.84	15.38	24.52	6.36	46.82	DNS
Blokhina	13.63	1.84	14.24	24.03	6.04	NM	DNS
Barber	14.58	1.51	10.92	25.95	5.67	43.44	DNS
Bond-Mills	13.98	1.78	12.22	24.79	NM	DNS	DNS
Boyer	14.65	1.60	11.57	27.25	DNS		
Marxer	13.73	NH	12.71	24.56	DNS		
Atroschenko	14.21	1.78	12.59	DNS			
Shouaa	14.69	1.69	13.13	DNS			
Kamrowska	13.34	DNS					
Court	13.64	NH	DNS				

The build-up to this event centred around a fascinating clash between defending champion Jackie Joyner-Kersey and Heike Drechsler, who had the world's highest heptathlon score in 1994. Neither finished the event. JJK withdrew after her moderate showing in the long jump final and Drechsler pulled out after the shot put because of a worsening spike wound she sustained in the high jump.

That event also saw the end of the bid of the 1991 champion Braun, who injured her hand when it hit an upright while she was jumping.

The high jump, by contrast, was a good event for Shouaa, who set a national record of 1.86 and improved from 24th to 5th place as a result. The Syrian, who led the 1995 world rankings after winning at the important Götzis meeting, improved further to second place overnight, 91 points behind Moskalets.

The Russian fought back with a brilliant showing in the the following day's long jump. After a foul and 6.04, she spanned 6.70 to increase her lead. The javelin, however, changed everything because the Syrian threw almost 14m further than Moskalets and so gained a lead of 48 points. Moskalets tried to cancel this advantage in their 800m heat, but Shouaa covered her break and strode past to win the race.

This was Syria's first world medal. The country's previous best showing in these championships was 24th by Shouaa herself in the 1991 heptathlon; she failed to finish in 1993.

Individual marks:

	100h	HJ	SP	200	LJ	JT	800
Shouaa	14.11	1.86	15.16	24.21	6.30	54.92	2:14.33
Moskalets	13.48	1.89	13.60	23.51	6.70	41.08	2:16.32
Ináncsi	13.61	1.83	14.73	24.38	6.53	46.66	2:16.56
Barber	13.60	1.80	11.43	24.66	6.50	52.44	2:16.54
Carter	13.88	1.80	15.45	24.03	6.13	38.54	2:10.48
Cárdenas	13.83	1.80	13.97	23.77	6.46	41.72	2:19.09
Lewis	13.52	1.74	13.23	24.97	6.57	49.70	2:19.35
Nathan	13.89	1.80	13.83	24.30	6.27	46.22	2:19.54
Włodarczyk	13.74	1.86	13.79	24.02	6.37	37.76	2:19.46
Blair	13.74	1.74	11.91	24.22	6.41	50.26	2:17.84
Teppé	14.03	1.77	13.89	25.76	6.04	56.04	2:17.79
Jaklofsky	13.56	1.77	12.94	24.88	6.53	41.30	2:19.06
Hautala	13.98	1.80	12.78	24.75	6.02	47.20	2:15.14
Jamieson	14.43	1.86	12.75	24.86	6.18	45.04	2:15.84
Tyukhay	13.58	1.80	14.36	24.53	6.42	40.42	2:30.13
Rättä	14.05	1.71	13.51	24.98	6.10	47.52	2:13.41
Nazarovienė	13.98	1.74	13.42	24.81	6.04	45.38	2:18.08
Lbedyenko	13.93	1.68	13.24	24.72	6.42	40.00	2:21.90
Atroschenko	14.01	1.77	12.99	24.20	6.12	39.20	2:24.06
Periginelli	14.49	1.71	11.46	24.93	5.56	41.16	2:13.74
Beer	13.88	1.74	13.24	24.88	4.08	DNS	DNS
Bond-Mills	13.92	1.80	13.16	24.94	NM	DNS	DNS
Marxer	13.83	1.74	13.23	24.40	NM	DNS	DNS
Kazanina	15.97	1.71	12.56	25.06	NM	DNS	DNS
Drechsler	13.86	1.80	13.12	DNS			
Urbanková	14.36	1.65	11.35	DNS			
Braun	13.41	1.80	DNS				
García	13.52	1.68	NM	DNS			
Ma	14.95	1.68	DNS				
Henry	14.73	1.62	DNS				

Gothenburg 1995

(Aug 9/10)

1,	Ghada Shouaa	SYR	6651
2,	Svetlana Moskalets	RUS	6575
3,	Rita Ináncsi	HUN	6522
4,	Eunice Barber	SLE	6340
5,	Kym Carter	USA	6329
6,	Regla Cárdenas	CUB	6306
7,	Denise Lewis	GBR	6299
8,	DeDee Nathan	USA	6258

9, Ursula Włodarczyk POL 6248; 10, Kelly Blair USA 6229; 11, Nathalie Teppé FRA 6213; 12, Sharon Jaklofsky NED 6148; 13, Tiia Hautala FIN 6135; 14, Jane Jamieson AUS 6133; 15, Irina Tyukhay RUS 6112; 16, Tina Rättä FIN 6095; 17, Remigija Nazarovienė LTU 6026; 18, Yelena Lbedyenko RUS 5920; 19, Anzhela Atroschenko BLR 5915; 20, Karin Periginelli ITA 5613; Peggy Beer GER DNF (3865); Catherine Bond-Mills CAN DNF (3598); Manuela Marxer LIE DNF (3592); Svetlana Kazanina KAZ DNF (3614); Heike Drechsler GER DNF (2711); Dagmar Urbanková CZE DNF (2341); Sabine Braun GER DNF (2041); Magaly García CUB DNF (1877); Ma Chun-Ping TPE DNF (1678); Joanne Henry NZL DNF (1637)

Athens 1997

(Aug 3/4)

1,	Sabine Braun	GER	6739
2,	Denise Lewis	GBR	6654
3,	Remigija Nazarovienė	LTU	6566
4,	Urszula Włodarczyk	POL	6542
5,	Natalya Sazanovich	BLR	6428
6,	Mona Steigauf	GER	6406
7,	DeDee Nathan	USA	6298
8,	Irina Vostrikova	RUS	6277

9, Peggy Beer GER 6259; 10, Kelly Blair USA 6253; 11, Nathalie Teppé FRA 6242; 12, Marie Collonville FRA 6179; 13, Tatyana Gordeyeva RUS 6084; 14, Tiia Hautala FIN 6026; 15, Joanne Henry NZL 6011; 16, Inma Clapes ESP 5631; Svetlana Moskalets RUS DNF (5354); Ma Chun-Ping TPE DNF (4128); Eunice Barber SLE DNF (3675); Svetlana Kazanina KAZ DNF (3373); Kym Carter USA DNF (2743); Athina Pappasotirou GRE DNF (1711)

With the incomparable JJK confining herself to the long jump and Shouaa unable to defend because of a severe back injury, the 1991

champion Braun – contesting her 50th heptathlon – seized the opportunity of one last major title at the age of 32. The woman destined to succeed her as European champion, Lewis, was held at bay throughout. Braun opened with a snappy 13.16 to win the hurdles and followed up with a season's best high jump, a personal best shot put and a moderate 200m to lead overnight with 4009 to 3938 by Sazanovich, 3919 by Nazarovičė and 3888 by Lewis.

Lewis moved into second place after the long jump and made further inroads in the javelin, the six-event scores being 5879 for Braun and 5797 for Lewis. The Briton would have had to finish some six seconds clear of Braun in the 800m to snatch the title, which was not a realistic target. In fact Braun overtook her in the last few strides to win by 85 points with 6739. Nazarovičė maintained third place throughout the second day.

Individual marks:

	100h	HJ	SP	200	LJ	JT	800
Braun	13.16	1.90	15.08	24.46	6.42	51.48	2:17.32
Lewis	13.43	1.84	14.55	24.13	6.47	52.70	2:17.54
Nazarovičė	13.32	1.81	15.41	24.19	6.34	43.46	2:10.51
Włodarczyk	13.55	1.81	14.16	24.48	6.63	44.18	2:09.59
Sazanovich	13.45	1.84	15.03	23.92	6.24	43.70	2:19.67
Steigauf	13.29	1.78	13.55	24.22	6.42	43.92	2:12.82
Nathan	13.55	1.81	14.03	24.58	6.26	44.54	2:17.54
Vostrikova	13.78	1.84	15.39	25.81	6.11	47.74	2:18.95
Beer	13.32	1.78	12.69	24.28	6.21	41.06	2:10.00
Blair	13.71	1.75	12.91	24.34	6.09	49.94	2:13.66
Teppe	13.87	1.81	13.23	25.87	6.14	52.82	2:14.91
Collonville	13.70	1.84	12.04	25.04	6.10	44.40	2:11.00
Gordjeveva	14.53	1.90	12.48	25.14	5.82	45.66	2:12.01
Hautala	13.70	1.78	12.88	25.17	6.03	41.50	2:13.98
Henry	14.11	1.72	13.89	25.24	6.17	42.48	2:14.46
Clopes	14.30	1.75	13.46	25.84	5.71	40.30	2:23.62
Moskalets	13.64	1.81	13.50	24.21	6.50	36.80	DNS
Ma	14.35	1.78	12.37	25.82	5.66	DNS	DNS
Barber	13.53	1.81	11.60	24.82	DNS	DNS	DNS
Kazanina	14.63	1.81	12.18	25.76	DNS	DNS	DNS
Carter	13.79	1.75	14.37	DNF	DNS	DNS	DNS
Papasotiriou	14.53	1.66	DNS	DNS	DNS	DNS	DNS

Seville 1999

(Aug 21/22)

1, Eunice Barber	FRA	6861
2, Denise Lewis	GBR	6724
3, Ghada Shouaa	SYR	6500
4, Sabine Braun	GER	6497
5, Tiia Hautala	FIN	6369
6, Karin Erti	GER	6317
7, Urszula Włodarczyk	POL	6287
8, Remigija Nazarovičė	LTU	6262

9, Marie Collonville FRA 6188; 10, Natalya Roshchupkina RUS 6175; 11, Shelia Burrell USA 6162; 12, Magaly Garcia CUB 6159; 13, Irina Vostrikova RUS 6153; 14, Gertrud Bacher ITA 6055; 15, Svetlana Kazanina KAZ 5993; 16, Kateřina Nekolná CZE 5787; 17, Nicole Haynes USA 5787; 18, Catherine Bond-Mills CAN 5730; Tiffany Lott-Hogan USA DNF (4003); Irina Belova RUS DNF (3769); Rita Ináncsi HUN DNF (3546); Jane Jamieson AUS DNF (2557)

It was a shock to some that immediately after setting a French long jump record of 7.01 the former Sierra Leone athlete Barber (who had achieved six personal bests to place fourth in the 1995 World Championships heptathlon) opted to concentrate on the all-round test in Seville, but clearly she knew what she was doing. Except for the shot, she had no weaknesses and her first two events produced sensational personal bests: 12.89 hurdles into a slight wind and a 6cm improvement in the high jump to 1.93. She opened up a 185-point lead over Lewis who had a disastrous hurdles but recovered well with her highest ever jump of 1.87. However, the shot brought a dramatic turn-about for while Barber managed only 12.37 Lewis set a lifetime best of 16.12 to give her a 65-point margin. Barber, much faster over 200m, ended the day just one point clear, 3994-3993, with defending champion Braun on 3845 and Shouaa – contesting her first heptathlon since winning the 1996 Olympic title – on 3808.

Barber naturally piled up the points in the long jump (6.86) while Lewis was in big trouble until a final effort of 6.64. At first the jump

was ruled a foul, but an appeal was eventually successful and Lewis was only 73 points behind. A good javelin throw would have regained the lead for Lewis but she managed only 47.44 to Barber's 49.88 and the lead increased to 120 points. Following the 800m Barber ended up 137 clear with a French record of 6861 and 7th place on the world all-time list. Lewis missed her Commonwealth record of 6736 by just 12 points. Far behind, Shouaa snatched the bronze from Braun by a 3-point margin.

Individual marks:

	100h	HJ	SP	200	LJ	JT	800
Barber	12.89	1.93	12.37	23.57	6.86	49.88	2:15.95
Lewis	13.61	1.87	16.12	24.26	6.64	47.44	2:16.87
Shouaa	14.21	1.81	15.76	24.26	6.04	54.82	2:13.20
Braun	13.59	1.81	14.67	24.33	6.17	51.59	2:17.43
Hautala	13.52	1.84	13.77	24.87	6.25	47.61	2:16.31
Erti	13.83	1.84	13.28	24.12	6.25	45.07	2:16.08
Włodarczyk	13.71	1.81	14.55	24.20	6.08	43.27	2:15.95
Nazarovičė	13.88	1.75	14.58	24.51	6.19	43.20	2:11.35
Collonville	13.70	1.87	12.19	24.79	5.97	43.23	2:10.90
Roshchupkina	14.01	1.81	13.83	23.89	5.96	40.75	2:13.52
Burrell	13.28	1.66	13.00	23.52	5.86	45.35	2:11.52
Garcia	13.79	1.72	14.09	23.98	5.73	49.82	2:17.04
Vostrikova	13.76	1.75	15.42	25.71	6.09	48.12	2:20.94
Bacher	14.02	1.72	12.95	24.70	5.87	44.71	2:08.09
Kazanina	14.25	1.75	12.77	24.80	5.85	45.01	2:11.07
Nekolná	14.15	1.63	13.04	25.00	5.73	46.59	2:15.90
Haynes	14.48	1.75	14.80	25.25	5.67	37.72	2:16.44
Bond-Mills	13.99	1.69	13.56	25.19	5.61	37.28	2:12.57
Lott-Hogan	DQ/fell	1.69	12.74	25.08	5.72	47.23	DNS
Belova	13.45	1.78	13.30	23.69	NM	DNF	DNS
Ináncsi	14.28	1.78	14.16	25.42	NM	DNS	DNS
Jamieson	14.34	1.72	13.30	DNS	DNS	DNS	DNS

Edmonton 2001

(Aug 4/5)

1, Yelena Prokhorova	RUS	6694
2, Natalya Sazanovich	BLR	6539
3, Shelia Burrell	USA	6472
4, Natalya Roshchupkina	RUS	6294
5, Karin Erti	GER	6283
6, Austra Skujytė	LTU	6112
7, DeDee Nathan	USA	6073
8, Irina Belova	RUS	6061

9, Gertrud Bacher ITA 6010; 10, Tiia Hautala FIN 6002; 11, Marie Collonville FRA 5887; 12, Nicole Haynes CAN 5786; 13, Margaret Simpson GHA 5748; 14, Tiia Hellebaut BEL 5680; 15, Pramila Ganapathy IND 5492; Eunice Barber FRA & Svetlana Kazanina KAZ DNF; Denise Lewis GBR DNS

Heptathlon fans endured some disappointment in Edmonton, first with the scratching of Olympic Champion Denise Lewis then with the failure to finish of reigning World Champion Eunice Barber. Lewis withdrew on the eve of the event with a stomach disorder. Barber had a dream start to the contest with a 12.78 hurdles, one of the quickest heptathlon times ever. She followed up with a good 1.88 high jump and then, disaster. The Frenchwoman, now coached by Bobby Kersee, fouled three times in the shot put. Her final attempt went close to the 14m line, but she overbalanced and touched the ground in front of the ring with her hand.

The event then developed into a duel between Sazanovich and Prokhorova, who had improved her high jump best by 5cm. Sazanovich's 15.90 shot made her the post-Barber leader. The wind gauge malfunction on August 4 meant that none of heptathlon scores could count as records because there was no wind reading on the 200m races. However, Burrell's 22.92 moved her up from 10th to fourth on the first day behind Sazanovich, Prokhorova and Roshchupkina.

Prokhorova closed on the leader with a 6.61 long jump, and Burrell moved into third place with her personal best of 6.45. In the javelin Sazanovich threw a personal best of 46.72, but all her advantage vanished when Prokhorova produced successive pbs of 47.12, 50.57 and 50.73. As the Russian was a strong 800m runner and Sazanovich was not, Prokhorova could afford to stroll around the 800m in 2:11.53 to guarantee the gold. For the bronze, Burrell needed to stay near to Roshchupkina. She finished ahead of the Russian and so the medal order was clear before the final scores were confirmed.

Individual marks:

	100h	HJ	SP	200	LJ	JT	800
Prokhorova	13.77	1.88	13.15	23.70w	6.61	50.73	2:11.53
Sazanovich	13.29	1.76	15.90	23.87w	6.50	46.72	2:20.87
Burrell	13.05	1.67	12.87	22.92w	6.45	48.74	2:14.24
Roshchupkina	14.12	1.79	14.74	23.41w	6.02	44.04	2:15.56
Ertl	13.56	1.82	13.83	24.91w	6.28	45.89	2:18.54
Skujytė	14.37	1.79	16.06	25.52w	6.00	46.04	2:20.78
Nathan	13.68	1.70	14.68	25.16w	6.04	46.12	2:19.05
Belova	13.86	1.73	14.12	24.66w	5.86	38.73	2:07.44
Bacher	13.94	1.70	14.03	25.10w	5.69	45.38	2:09.85
Hautala	13.79	1.79	13.32	25.52w	5.94	40.54	2:18.98
Collonvillė	13.87	1.79	11.89	25.59w	5.93	41.61	2:13.70
Haynes	14.48	1.73	14.94	26.41w	5.87	46.37	2:24.45
Simpson	14.07	1.76	11.14	25.11w	5.57	50.76	2:23.54
Hellebaut	14.60	1.85	12.84	26.54w	5.65	44.37	2:23.20
Ganapathy	14.41	1.73	11.43	25.04w	5.92	34.60	2:22.89
Barber	12.78	1.88	NM				
Kazanina	15.02	1.76	NM	25.69w	5.73	DNS	
Lewis	DNS						

Paris 2003

(Aug 23/24)

1, Carolina Klüft	SWE	7001
2, Eunice Barber	FRA	6755
3, Natalya Sazanovich	BLR	6524
4, Yelena Prokhorova	RUS	6452
5, Denise Lewis	GBR	6254
6, Gertrud Bacher	ITA	6166
7, Larisa Netšeporuk	EST	6154
8, Sonja Kesselschläger	GER	6134

9, Arjyó Strátaki GRE 6077; 10, Austra Skujytė LTU 6077; 11, Svetlana Kazanina KAZ 6047; 12, Irina Butor BLR 6035; 13, Natalya Roshchupkina RUS 6034; 14, Julie Hollman GBR 6018; 15, Irina Naumenko KAZ 5971; 16, Yelena Chernyavskaya RUS 5969; 17, Liga Klavina LAT 5932; 18, Sylvie Dufour SUI 5723; Margaret Simpson GHA DNF (4393); Kim Schiemenz USA DNF (3574); Tia Hellebaut BEL DNF (3414); Svetlana Gnezdilov ISR DNF (2330)

The charismatic Klüft delighted everyone even though she was to deny France a gold medal in Paris. The Frenchwoman won the 100m hurdles from the Swede 13.05 to 13.18. That time was the first of five personal bests by Klüft. The next came with a spectacular high jump of 1.94. The 20-year-old Swede then went very near to 1.95 and was now 19 points ahead of Barber who herself jumped an excellent 1.91.

In the shot Klüft set an outdoor pb (14.19) while Barber did enough to remain in second spot. The event winner was Sazanovich, who moved up from eighth to third. This top three would remain the same for the rest of the contest. For the 200m, Klüft was ideally drawn inside Barber and she smashed her pb with 22.98. She ended the day on 4143, the second best ever first day score. Barber was 204 points adrift.

There was drama in the long jump because while Barber opened with 6.61, Klüft fouled both her first two jumps, each at around 6.80. Another foul and the Swede would put herself out of the contest. Happily for her she spanned 6.68 despite taking off about 20cm behind the foul line. Klüft's javelin of 49.90 was displayed as a personal best but she had actually thrown 50.24 one month earlier. However, she gained further ground on Barber. The Swede needed to run 2:12.21 for 7000 points; she managed 2:12.12 for 7001 and third on the world all-time list. Uniquely, she became the reigning World, World Indoor and World Junior Champion.

Individual marks:

	100h	HJ	SP	200	LJ	JT	800
Klüft	13.18	1.94	14.19	22.98	6.68	49.90	2:12.12
Barber	13.05	1.91	12.97	23.92	6.61	49.60	2:13.68
Sazanovich	13.67	1.76	16.81	24.25	6.47	44.93	2:16.53
Prokhorova	13.87	1.82	13.36	23.99	6.46	43.60	2:08.31
Lewis	13.37	1.64	15.25	24.55	6.19	49.88	2:19.58
Bacher	14.01	1.76	13.32	24.91	5.99	47.11	2:09.83
Netšeporuk	13.91	1.76	13.97	24.96	6.05	50.05	2:19.76
Kesselschläger	13.34	1.76	13.77	24.94	6.17	41.57	2:17.19
Strátaki	13.93	1.79	13.34	24.69	6.03	44.27	2:18.06
Skujytė	14.44	1.76	16.35	25.76	5.86	47.57	2:18.64
Kazanina	14.44	1.73	13.23	25.06	5.91	50.17	2:12.42
Butor	13.92	1.79	12.51	24.67	5.86	46.43	2:16.72
Roshchupkina	14.32	1.70	14.53	24.21	5.85	43.22	2:12.95
Hollman	14.10	1.85	12.05	24.72	6.06	41.01	2:15.83
Naumenko	14.20	1.79	12.88	24.98	6.00	42.15	2:15.36
Chernyavskaya	13.85	1.76	12.76	25.03	5.99	37.83	2:09.38

	100h	HJ	SP	200	LJ	JT	800
Klavina	13.92	1.76	14.24	24.37	6.07	41.17	2:29.60
Dufour	14.06	1.67	13.34	25.24	5.62	39.83	2:12.77
Simpson	13.68	1.76	12.82	24.84	5.96	DNS	
Schiemenz	13.96	1.79	12.93	24.85	DNS		
Hellebaut	14.24	1.85	11.66	26.09	DNS		
Gnezdilov	13.62	1.55	11.36	DNS			

Helsinki 2005

Final Standings (Aug 6/7)

1, Carolina Klüft	SWE	6887
2, Eunice Barber	FRA	6824
3, Margaret Simpson	GHA	6375
4, Austra Skujytė	LTU	6360
5, Kelly Sotherton	GBR	6325
6, Marie Collonvillė	FRA	6248
7, Naide Gomes	POR	6189
8, Karin Ruckstuhl	NED	6174

9, Nataliya Dobrynska UKR 6144; 10, Sonja Kesselschläger GER 6113; 11, Jessica Zelinka CAN 6097; 12, Hyleas Fountain USA 6055; 13, Lilli Schwarzkopf GER 5993; 14, Irina Naumenko KAZ 5991; 15, Kylie Wheeler AUS 5919; 16, GiGi Miller USA 5911; 17, Arjyó Strátaki GRE 5884; 18, Simone Oberer SUI 5882; 19, Magdalena Szczepańska POL 5880; 20, Yuki Nakata JPN 5735; Karin Ertl GER DNF (4285); Janice Josephs RSA DNF (4197); Juana Castillo DOM DNF (3232); Yuliya Akulenko UKR DNF (3335); Laurien Hoos NED DNF (1881); Tatyana Alisevich BLR DNF (909)

Olympic and World Champion Klüft was suffering an ankle injury, while her principle rival Barber was, for once, injury-free. Barber took an expected lead in the opening event, scoring 1133 with her 12.94 into a slight wind (-0.4) while Klüft ran 13.19 (1096). Barber, an excellent high jumper, cleared 1.91, while Klüft, a 1.94 jumper, was restricted to 1.82.

The Swede reacted by throwing a lifetime best in the shot with 15.02, while Barber managed 13.20, which reduced the deficit from 153 points to 32. Skujytė, the biggest competitor (1.88/75Kg), led the shot with an excellent 16.61. Curiously Barber and Klüft were seeded in separate races in the 200m, with Barber running 24.01 (-1.0) while Klüft had to deal with a 2.5 headwind when clocking 23.70. Barber now led by two points with 3973, with Sotherton in third after a good 23.94 in the 200m. In the long jump Barber leapt an excellent 6.75, but Klüft reached 6.87. Barber fought back in the javelin, overtaking Klüft's 47.20 with her last throw of 48.24 to leave the margin at just 18 points. Simpson, the smallest competitor at 1.62/53Kg threw a stunning Ghanaian record of 56.36 to move from 10th to third.

Barber led Klüft in the 800m until the last 100m, when the Swede got free to edge her 2:08.89 to 2:11.94 and by 63 points in total, with Simpson holding off Skujytė and Sotherton for third. A French protest at Klüft's first round long jump, which certainly looked to be over the board, was denied, but Klüft's second best jump of 6.75, worth 40 points less, would still have got her home the winner. Barber in her seventh world heptathlon appearance won her third medal, with the top two repeating the same positions from Paris and Klüft producing a championship best day two score of 2916.

Individual marks:

	100h	HJ	SP	200	LJ	JT	800
Klüft	13.19	1.82	15.02	23.70	6.87	47.20	2:08.89
Barber	12.94	1.91	13.20	24.01	6.75	48.24	2:11.94
Simpson	13.55	1.79	13.33	24.94	6.09	56.36	2:17.02
Skujytė	14.22	1.82	16.61	25.81	6.12	46.81	2:17.48
Sotherton	13.33	1.82	13.38	23.94	6.41	33.09	2:07.96
Collonvillė	13.73	1.85	12.36	25.44	6.30	45.65	2:11.74
Gomes	13.88	1.79	14.00	25.18	6.47	41.36	2:16.31
Ruckstuhl	13.48	1.79	13.19	24.66	6.52	36.84	2:16.17
Dobrynska	14.02	1.85	15.20	25.90	5.98	44.51	2:18.05
Kesselschläger	13.98	1.79	14.04	25.81	6.16	45.95	2:16.23
Zelinka	13.52	1.70	13.24	24.13	5.82	42.42	2:11.15
Fountain	13.50	1.79	11.95	24.60	6.50	40.70	2:22.98
Schwarzkopf	13.95	1.76	12.95	25.68	5.87	46.19	2:12.24
Naumenko	14.07	1.76	13.74	25.24	6.15	39.30	2:14.27
Wheeler	14.32	1.76	12.96	25.12	6.18	37.53	2:12.33
Johnson	13.45	1.70	12.51	24.19	5.92	38.14	2:15.69
Strátaki	13.96	1.73	13.05	25.56	5.93w	44.10	2:16.77

	100h	HJ	SP	200	LJ	JT	800
Oberer	13.77	1.82	11.96	25.52	5.99	37.39	2:14.02
Szczepaniak	14.22	1.73	14.04	25.96	5.70w	46.96	2:15.61
Nakata	13.99	1.70	11.03	25.58	6.06	44.89	2:18.52
Ertl	13.84	1.73	13.48	25.03	5.67	DNF	
Josephs	13.56	1.58	12.06	24.19	5.89	DNF	
Castillo	14.30	1.67	13.09	26.61	DNF		
Akulenko	14.42	1.64	13.82	25.41	DNF		
Hoos	13.67	1.70	DNF				
Aisevich	14.50	DNF					

Osaka 2007**Final Standings (Aug 24/25)**

1,	Carolina Klüft	SWE	7032
2,	Lyudmila Blonska	UKR	6832
3,	Kelly Sotherton	GBR	6510
4,	Jessica Ennis	GBR	6469
5,	Lilli Schwarzkopf	GER	6439
6,	Austra Skujytė	LTU	6380
7,	Jennifer Oeser	GER	6378
8,	Nataliya Dobrynska	UKR	6327
9,	Marie Collonville FRA 6244; 10, Anna Bogdanova RUS 6243; 11, Ida Marcussen NOR 6226; 12, Kylie Wheeler AUS 6184; 13, Sonja Kesselschläger GER 6149; 14, Jolanda Keizer NED 6102; 15, Karolina Tymirńska POL 6092; 16, Yvonne Wisse NED 6056; 17, Aiga Grabuste LAT 6019; 18, Arjyó Stratáki GRE 5999; 19, Olga Kurban RUS 5998; 20, Linda Züblin SUI 5995; 21, Kamila Chudzik POL 5926; 22, Simone Oberer SUI 5922; 23, Yuki Nakata JPN 5869; 24, Irina Naumenko KAZ 5848; 25, Diana Pickler USA 5838; 26, Salla Rinne FIN 5813; 27, Sylvie Dufour SUI 5805; 28, Vasiliki Delinikola GRE 5745; 29, Jessica Samuelsson SWE 5745; 30, Kaie Kand EST 5616; 31, Lucimara da Silva BRA 5601; 32, Gretchen Quintana CUB 5945; Gi-Gi Johnson USA DNF (4477); Karin Ruckstuhl NED DNF (3721); Hyelea Fountain USA DNF (3616); Tatyana Chernova RUS DNF (3566); Antoinette Nana Djimou FRA DNF (3471); Margaret Simpson GHA DNF (1926); Hanna Melnychenko UKR DNF (0)		

With 18 consecutive wins in the event, Klüft was a consensus choice with the "experts" to win the world title. Though behind Ennis after the first event, she equalled her best of 13.15, and she set a personal and World Championship heptathlon high jump best of 1.95. Her first day score of 4162 was almost 150 points ahead of Blonska (4014), with Sotherton (3989) just ahead of Ennis (3942).

Klüft reached a fine 6.85 in the long jump, losing 10 points to Blonska's 6.88, and a 47.98 javelin saw her with more than 6100 points with one event to go. A solid 2:12.58 enabled her to break the European record of 7007, which had stood since 1989, by 25 points. Behind her Blonska was a clear second with 6832, while Sotherton, who needed to beat Skujytė by three seconds to win the bronze, did so by 12 seconds, and held off teammate Ennis by 41 points with 6510. Klüft's lifetime best gave her an unprecedented third consecutive world title, while still only 24 years old.

Individual marks:

	100h	HJ	SP	200	LJ	JT	800
Klüft	13.15	1.95	14.81	23.38	6.85	47.98	2:12.56
Blonska	13.25	1.92	14.44	24.09	6.88	47.77	2:16.68
Sotherton	13.21	1.86	14.14	23.40	6.68	31.90	2:11.58
Ennis	12.97	1.89	11.93	23.15	6.33	38.07	2:11.39
Schwarzkopf	13.54	1.83	13.00	25.08	6.17	54.44	2:12.76
Skujytė	14.34	1.80	17.03	25.39	6.28	52.63	2:23.64
Oeser	13.51	1.83	14.21	24.41	6.25	43.10	2:13.85
Dobrynska	13.89	1.77	16.31	24.91	6.12	46.22	2:16.35
Collonville	13.63	1.83	12.12	25.01	6.67	39.32	2:12.68
Bogdanova	13.71	1.83	13.33	25.00	6.46	39.91	2:13.72
Marcussen	14.16	1.68	13.00	24.59	6.47	51.02	2:13.69
Wheeler	13.87	1.80	13.00	24.44	6.42	38.49	2:12.81
Kesselschläger	13.55	1.80	14.25	25.49	6.20	42.91	2:18.81
Keizer	13.83	1.77	14.23	24.43	5.90	43.48	2:17.61
Tymirńska	14.09	1.71	13.25	24.02	6.34	35.97	2:08.27
Wisse	13.55	1.80	12.54	24.40	5.98	37.73	2:12.52
Grabuste	13.84	1.77	13.04	24.98	6.02	45.76	2:19.97
Stratáki	14.02	1.68	14.06	25.26	6.15	44.73	2:16.06
Kurban	13.90	1.71	13.16	24.45	6.20	40.55	2:16.48
Züblin	13.63	1.65	12.43	24.75	5.98	49.85	2:16.72
Chudzik	14.27	1.71	13.31	25.00	5.84	52.03	2:23.03
Oberer	13.62	1.80	12.20	25.66	6.04	40.60	2:16.67
Nakata	13.82	1.74	11.31	25.28	6.16	43.26	2:17.61
Naumenko	14.22	1.74	12.90	24.99	6.21	39.53	2:20.52
Pickler	13.34	1.74	11.22	24.61	6.01	39.62	2:20.63
Rinne	13.64	1.74	14.25	25.76	5.87	48.03	2:36.05
Dufour	14.10	1.74	13.65	25.45	5.70	39.75	2:14.46

	100h	HJ	SP	200	LJ	JT	800
Delinikola	13.75	1.71	13.43	24.06	5.97	42.19	2:31.23
Samuelsson	14.17	1.65	13.56	24.01	5.88	37.30	2:13.34
Kand	14.22	1.68	12.69	25.84	5.75	38.33	2:13.63
da Silva	13.75	1.74	10.36	25.14	5.96	37.87	2:22.16
Quintana	13.77	1.68	12.71	24.22	6.12	34.31	DQ
Johnson	13.27	1.59	13.36	23.77	6.21	DNF	
Fountain	13.66	1.77	12.29	24.13	NM		
Ruckstuhl	13.28	1.74	13.99	24.41	DNF		
Chernova	13.71	1.80	13.49	25.88	DNF		
Djimou	13.87	1.71	13.44	25.41	DNF		
Simpson	13.69	1.74	DNF				
Melnychenko	DNF						

Berlin 2009**Final Standings (Aug 15/16)**

1,	Jessica Ennis	GBR	6731
2,	Jennifer Oeser	GER	6493
3,	Kamila Chudzik	POL	6471
4,	Nataliya Dobrynska	UKR	6444
5,	Lyudmyla Yosypenko	UKR	6416
6,	Hanna Melnychenko	UKR	6414
7,	Antoinette Nana Djimou	FRA	6323
8,	Tatyana Chernova	RUS	6288
9,	Julia Mächigt GER 6265; 10, Sharon Day USA 6126; 11, Diana Pickler USA 6086; 12, Marisa De Aniceto FRA 6049; 13, Aiga Grabuste LAT 6033; 14, Louise Hazel GBR 6008; 15, Brianne Theisen CAN 5949; 16, Linda Züblin SUI 5934; 17, Jessica Samuelsson SWE 5885; 18, Kaie Kand EST 5760; 19, Arjyó Stratáki GRE 5748; 20, Yvonne Wisse NED 5704; 21, Yuliya Tarasova UZB 5658; 22, Nadja Casadei SWE 5598; 23, Eliška Klučínová CZE 5505; 24, Bettie Wade USA 5134; 25, Ida Marcussen NOR 5014; 26, Sushmita Singha Roy IND 4983; Karolina Tymirńska POL DNF (3663); Lilli Schwarzkopf GER DNF (2666); Sara Aerts BEL DNF (1888)		

Ennis, world leader with 6587, quickly put her stamp on the competition with a run of 12.93 in the hurdles, to take a lead of 76 points over Djimou's 13.44. This was the closest that anyone would get to the 24 year-old Briton. Despite measuring only 1.64, Ennis won the high jump, clearing 1.92. Olympic Champion Dobrynska won the shot with 15.82 to move into second spot (5932), as Ennis produced her one personal best of the competition – 14.14 – to keep the lead at 138. Ennis was again best in the 200 with 23.25, and led Dobrynska overnight by 307 points, with Oeser (3814) leading a cast of five within 60 points of the Ukrainian.

Chudzik had the best long jump with 6.55, as Oeser (6.42) and Dobrynska (6.41) both jumped further than Ennis (6.29). Chudzik moved into second (5628) with a javelin throw of 48.72, 37 points ahead of Oeser, while Ennis's 43.54 kept her 171 points ahead. Oeser pleased the crowd by beating Chudzik 2:14.34 to 2:18.58, overtaking the Pole for the silver medal with a personal best 6493, while Ennis beat them both with 2:12.22 to win by 238 points in a lifetime best of 6731.

Individual marks:

	100h	HJ	SP	200	LJ	JT	800
Ennis	12.93	1.92	14.14	23.25	6.29	43.54	2:12.22
Oeser	13.62	1.83	14.29	24.30	6.42	46.70	2:14.34
Chudzik	13.50	1.74	15.10	24.33	6.55	48.72	2:18.58
Dobrynska	13.85	1.83	15.82	25.02	6.41	43.29	2:13.22
Yosypenko	13.64	1.86	13.01	23.86	6.20	46.87	2:14.84
Melnychenko	13.60	1.83	13.70	24.11	6.43	42.24	2:12.85
Nana Djimou	13.44	1.77	14.04	24.83	6.32	47.93	2:17.72
Chernova	13.58	1.74	12.43	24.13	6.50	41.88	2:09.11
Mächigt	14.40	1.83	15.21	24.39	6.36	40.70	2:17.07
Day	13.90	1.89	13.42	25.15	5.69	44.14	2:13.84
Pickler	13.50	1.77	12.40	24.75	6.24	41.13	2:15.60
De Aniceto	13.78	1.77	12.21	25.32	5.97	42.92	2:14.80
Grabuste	13.78	1.71	13.26	25.49	6.40	43.52	2:17.43
Hazel	13.60	1.71	11.62	24.19	6.13	43.21	2:15.85
Theisen	13.69	1.77	11.07	24.62	5.82	43.84	2:12.62
Züblin	13.75	1.62	13.16	25.45	5.96	53.01	2:17.01
Samuelsson	13.96	1.68	13.56	24.71	5.90	37.15	2:10.34
Kand	13.99	1.71	12.83	26.07	5.99	37.68	2:11.92
Stratáki	14.17	1.71	12.93	25.93	5.87	42.87	2:16.72
Wisse	13.66	1.68	12.53	24.78	5.87	33.82	2:15.58
Tarasova	14.23	1.68	12.92	24.60	6.23	40.88	2:35.05
Casadei	14.40	1.68	12.92	24.92	5.78	32.30	2:12.66
Klúčínová	14.89	1.71	13.40	26.17	5.78	41.19	2:23.79
Wade	13.79	1.80	NM	24.98	6.18	36.70	2:25.50

	100h	HJ	SP	200	LJ	JT	800
Marcussen	14.61	1.65	12.71	25.59	NM	50.02	2:13.81
Roy	14.56	1.62	11.15	25.65	5.43	36.03	2:36.13
Tymińska	13.67	1.71	13.75	23.87	DNS		
Schwarzkopf	13.80	1.74	13.43	DNS			
Aerts	13.45	1.68	DNS				

	100h	HJ	SP	200	LJ	JT	800
Farkas	14.32	1.80	12.75	26.35	5.78	42.15	2:14.33
Fountain	12.93	1.89	12.20	23.96	6.45	43.42	DNF
Sadeiko	13.44	1.74	11.46	24.39	6.28	42.84	DNF
Aerts	13.38	1.74	12.49	DNS			
Winatho	13.62	1.68	DNS				

Daegu 2011

Final Standings (Aug 29/30)

1, Tatyana Chernova	RUS	6880
2, Jessica Ennis	GBR	6751
3, Jennifer Oeser	GER	6572
4, Karolina Tymiška	POL	6544
5, Natallia Dobrynska	UKR	6539
6, Lilli Schwarzkopf	GER	6321
7, Antoinette Nana Djimou	FRA	6309
8, Austra Skujytė	LTU	6297

9, Jessica Zelinka CAN 6268; 10, Anna Bogdanova RUS 6242; 11, Aiga Grabuste LAT 6229; 12, Ruky Abdulai CAN 6212; 13, Margaret Simpson GHA 6183; 14, Louise Hazel GBR 6149; 15, Jessica Samuelsson SWE 6119; 16, Julia Mächting GER 6095; 17, Sharon Day USA 6043; 18, Remona Fransén NED 6027; 19, Ida Marcussen NOR 5911; 20, Alina Fyodorova UKR 5908; 21, Kateřina Čachová CZE 5908; 22, Francesca Doveri ITA 5786; 23, Györgyi Farkas HUN 5784; 24, Hyleas Fountain USA 5611; 25, Grit Šadeiko EST 5190; Sara Aerts BEL DNF (2665); Wassana Winatho THA DNF (1863); Lyudmyla Yospenko UKR DQ (r40.1) (6263)

The rankings prior to Daegu were headed by World and European champion Ennis with 6790, but Chernova was close behind with 6773. The Briton had run 12.79 for the 100m hurdles three weeks earlier, so 12.94 by her in Daegu was a slight disappointment. The leader after the hurdles, Fountain, followed her 12.93 with 1.89 to win her and the second event. Ennis and Chernova managed 1.86 and 1.83 respectively. After a personal bet 14.67 in the shot, Ennis moved into the lead, then consolidated her position with a win in the 200m. She finished the day with 4078 points, but that was "only" 151 ahead of Chernova who was able to eat up that advantage in the javelin alone.

The tall (1.89m) Russian pulled back only 13 points in the long jump, but then produced a seasonal best 52.95 in the javelin, while Ennis had a poor 39.95 (after a warm-up throw of 45m). Chernova was suddenly 133 points ahead, which represented an unbreachable gap of nine seconds in the 800m. Ennis ran from the front in the last event, but ended up just 0.23 ahead of the Russian, so Chernova won by 129 points. The Russian's mother Lyudmila Chernova (née Zenina) was won a squad gold medal at 4x400m in the 1980 Olympics.

In February 2015, the IAAF revealed that Chernova tested positive as a result of a re-analysis of her sample collected at Berlin 2009, where she placed eighth. The Russian Anti-Doping Agency banned her for two years and annulled her Berlin result and some others, but not her performance from Daegu 2011. At the time of writing (June 30, 2015), the case was still under review by the IAAF so all her results and placings still stand for the purposes of this book.

Individual marks:

	100h	HJ	SP	200	LJ	JT	800
Chernova	13.32	1.83	14.17	23.50	6.61	52.95	2:08.04
Ennis	12.94	1.86	14.67	23.27	6.51	39.95	2:07.61
Oeser	13.33	1.83	13.70	24.58	6.28	51.30	2:10.39
Tymińska	13.12	1.74	14.70	23.87	6.39	41.32	2:05.21
Dobrynska	13.43	1.83	16.14	25.35	6.18	48.00	2:11.34
Schwarzkopf	13.65	1.80	14.89	25.82	6.18	49.69	2:15.26
Djimou	13.48	1.83	14.07	25.19	6.13	55.79	2:28.74
Skujytė	13.96	1.86	16.71	26.04	6.05	49.19	2:23.21
Zelinka	13.01	1.68	14.91	24.06	6.16	39.59	2:12.62
Yospenko	13.49	1.83	13.16	24.09	6.03	42.94	2:14.37
Bogdanova	13.44	1.83	14.52	25.64	6.38	41.38	2:18.34
Grabuste	14.06	1.71	14.46	24.83	6.45	45.82	2:14.82
Abdulai	13.60	1.80	11.71	24.50	6.30	46.35	2:15.29
Simpson	13.43	1.80	12.48	25.23	5.88	53.13	2:17.91
Hazel	13.24	1.74	13.24	24.25	6.25	41.75	2:15.44
Samuelsson	13.77	1.68	14.52	24.55	6.05	41.32	2:10.20
Mächting	14.15	1.80	15.24	25.54	5.98	43.74	2:17.14
Day	13.69	1.80	14.28	25.01	5.87	39.14	2:15.74
Fransén	13.57	1.80	13.67	25.17	6.06	39.03	2:16.80
Marcussen	13.96	1.71	12.81	25.74	5.88	44.90	2:11.01
Fyodorova	14.06	1.80	14.18	25.35	5.98	37.13	2:18.51
Čachová	13.81	1.77	11.64	25.36	5.97	43.98	2:15.43
Doveri	13.44	1.71	11.76	25.45	6.09	35.09	2:13.14

Moscow 2013

Final Standings (Aug 12/13)

1, Hanna Melnychenko	UKR	6586
2, Brienne Theisen Eaton	CAN	6530
3, Dafne Schippers	NED	6477
4, Claudia Rath	GER	6462
5, Katarina Johnson-Thompson	GBR	6449
6, Sharon Day	USA	6407
7, Eliška Klučínová	CZE	6332
8, Antoinette Nana Djimou	FRA	6326

9, Karolina Tymiška POL 6270; 10, Nadine Broersen NED 6224; 11, Laura Ikanić LAT 6159; 12, Yorgelis Rodríguez CUB 6148; 13, Ellen Sprunger SUI 6081; 14, Nafissatou Thiam BEL 6070; 15, Györgyi Zsvoczy-Farkas HUN 6067; 16, Linda Züblin SUI 6057; 17, Julia Mächting GER 6021; 18, Ida Marcussen NOR 5996; 19, Yasmina Omrani ALG 5983; 20, Yana Maksimava BLR 5982; 21, Mari Klaupe EST 5924; 22, Katsiaryna Netsviatayeva BLR 5902; 23, Sofia Ifantidou GRE 5894; 24, Erica Bougard USA 5829; 25, Sofia Linde SWE 5822; 26, Aleksandra Butvina RUS 5809; 27, Bettie Wade USA 5768; 28, Makeba Alcide LCA 5751; 29, Wassanee Winatho THA 5671; Kristina Savitskaya RUS DNF (5086); Grit Šadeiko EST DNF (4435); Irina Karpova KAZ DNF (3820); Kira Biesenbach GER DNF (2583)

Theisen-Eaton – the new wife of world decathlon record holder Ashton Eaton – led after the first event ahead of Melnychenko and Schippers. Melnychenko went into first place after the high jump, though the star of that event was Belgian Thiam who leapt 1.92 to rise from 28th to third. The Ukrainian led by 75 points overnight with 3912. This was despite losing 102 points to Schippers in the 200m with 23.87 as compared to the Dutchwoman's superb 22.84, which moved her into second spot.

On day two, Rath climbed from seventh to fourth with her 6.67 long jump, while Melnychenko increased her lead to 120 points, jumping 6.49 ahead of Schippers 6.35. Theisen-Eaton's javelin mark of 45.64 gained 73 points on Melnychenko, leaving the Canadian 68 behind but safely ahead of Schippers.

Theisen-Eaton needed to beat Melnychenko by about five seconds in the 800m to take the gold, but the Ukrainian stayed within a second as both set personal bests to confirm their gold and silver. Further up the field in the same heat Rath won in 2:06.43 which would have got her bronze, had Schippers not slashed her best for the distance from 2:15.52 to 2:08.62.

Absent was reigning Champion Tatyana Chernova, who in July 2013 had won the World Student Games with a world-leading score of 6623 before apparently suffering a knee injury while competing in the individual 100m hurdles at the Russian Championships. As noted in the report for Daegu 2011, the IAAF later revealed that a re-test of her doping sample from Berlin 2009 had shown a positive result. Her case is under review as at June 30, 2015.

Individual marks:

	100h	HJ	SP	200	LJ	JT	800
Melnychenko	13.29	1.86	13.85	23.87	6.49	41.87	2:09.85
Theisen Eaton	13.17	1.83	13.07	24.18	6.37	45.64	2:09.03
Schippers	13.30	1.77	12.91	22.84	6.35	41.47	2:08.62
Rath	13.55	1.83	12.88	24.27	6.67	39.04	2:06.43
J-Thompson	13.49	1.83	11.52	23.37	6.56	40.86	2:07.64
Day	13.51	1.83	14.35	24.28	5.79	47.17	2:08.94
Ključínová	13.97	1.86	14.19	24.91	6.12	45.76	2:12.50
Nana Djimou	13.36	1.77	14.54	24.95	5.97	52.47	2:18.44
Tymińska	13.48	1.68	13.74	24.13	6.32	40.61	2:06.64
Broersen	14.84	1.89	13.46	25.01	6.13	47.48	2:12.89
Ikanić	13.89	1.80	12.36	24.73	5.96	50.75	2:16.05
Rodríguez	13.88	1.86	12.83	24.77	6.00	44.66	2:16.74
Sprunger	13.68	1.68	12.86	23.39	6.16	40.41	2:14.83
Thiam	14.13	1.92	13.71	25.61	6.11	43.64	2:25.43
F-Zsvoczy	14.09	1.80	13.13	25.66	6.16	45.43	2:15.28
Züblin	13.51	1.65	12.51	25.01	6.23	49.64	2:17.50
Mächting	14.38	1.71	15.48	25.45	6.07	44.74	2:17.28
Marcussen	14.27	1.71	12.31	25.59	6.08	49.26	2:10.83

	100h	HJ	SP	200	LJ	JT	800
Omrani	13.57	1.77	13.32	24.75	5.82	39.26	2:14.81
Maksimova	14.11	1.74	14.27	25.77	5.77	45.41	2:11.96
Klaup	13.99	1.74	12.85	25.54	5.77	50.15	2:18.57
Netsvetayeva	13.87	1.74	14.17	25.09	5.67	38.60	2:12.54
Ifantidou	13.93	1.65	12.89	25.94	5.85	53.66	2:17.74
Bougard	13.69	1.80	11.27	24.59	6.01	32.62	1:13.72
Linde	14.02	1.74	13.80	25.64	5.80	40.13	2:16.34
Butvina	14.52	1.74	14.16	25.68	5.81	40.30	2:14.14
Wade	13.84	1.80	12.79	24.87	5.61	45.41	2:20.87
Alcida	13.73	1.80	11.82	24.96	5.62	37.09	2:16.65
Winatho	13.88	1.68	11.86	24.94	5.76	41.74	2:19.97
Savitskaya	13.82	1.77	13.75	25.43	6.11	38.21	DNS
Karpova	14.54	1.65	11.92	26.50	5.54	DNS	DNS
Sadeiko	13.40	1.77	11.49	24.46	6.11	DNS	DNS
Biesenbach	13.88	1.71	12.91	DNS			

HEPTATHLON

Multiple Medalists:

3	Sabine Braun	GER	91-1, 93-2, 97-1
	Eunice Barber	FRA	99-1, 03-2, 05-2
	Carolina Klüft	SWE	03-1, 05-1, 07-1
2	Jackie Joyner-Kersey	USA	87-1, 93-1
	Ghada Shouaa	SYR	95-1, 99-3
	Denise Lewis	GBR	97-2, 99-2
	Natalya Sazanovich	BLR	01-2, 03-3
	Jessica Ennis	GBR	09-1, 11-2
	Jennifer Oeser	GER	09-2, 11-3

Most Placings in Top Eight:

4	Braun	91-1, 93-2, 97-1, 99-4
	Urszula Włodarczyk	POL 91-6, 93-5, 97-4, 99-7
	Barber	SLE/FRA 95-4, 99-1, 03-2, 05-2
	Lewis	95-7, 97-2, 99-2, 03-5
	Austra Skujytė	LTU 01-6, 05-4, 07-6, 11-8

Most Appearances:

7	Barber	93-dnf, 95-4, 97-dnf, 99-1, 01-dnf, 03-2, 05-2
---	--------	--

National Placings:

	1	2	3	4	5	6	7	8	Points
GER	3	3	2	4	2	4	2	2	103
GBR	1	3	1	1	3	-	1	-	54
USA	2	-	2	-	1	2	2	1	43
RUS	2	1	-	2	-	-	-	3	36
UKR	1	1	-	1	2	1	-	1	32
FRA	1	2	-	-	-	1	2	1	30
POL	-	-	1	2	1	1	1	-	25
SWE	3	-	-	-	-	-	-	-	24
BLR	-	1	2	-	1	-	-	-	23
URS	-	1	1	-	-	1	1	1	19
LTU	-	-	1	1	-	2	-	2	19
SYR	1	-	1	-	-	-	-	-	14
ROU	-	1	-	-	1	-	-	-	11
BUL	-	-	-	1	1	-	-	-	9
FIN	-	-	-	1	1	-	-	-	9
NED	-	-	1	-	-	-	-	2	8
CAN	-	1	-	-	-	-	-	-	7
GHA	-	-	1	-	-	-	-	-	6
HUN	-	-	1	-	-	-	-	-	6
SLE	-	-	-	1	-	-	-	-	5
ALG	-	-	-	-	1	-	-	-	4
AUS	-	-	-	-	-	-	2	-	4
CUB	-	-	-	-	-	1	-	-	3
ITA	-	-	-	-	-	1	-	-	3
CZE	-	-	-	-	-	-	1	-	2
EST	-	-	-	-	-	-	1	-	2
POR	-	-	-	-	-	-	1	-	2
CHN	-	-	-	-	-	-	-	1	1
Totals	14	14	14	14	14	14	14	14	504

- 7, Jin Bingjie CHN 45:24
- 8, Ann Peel CAN 45:27

9, Reyes Sobrino ESP 45:37; 10, Dana Vavracová TCH 46:10; 11, Ann Jansson SWE 46:15; 12, Susan Cook AUS 46:20; 13, Lisa Langford GBR 46:23; 14, Janice McCaffrey CAN 46:41; 15, Lynn Weik USA 46:51; 16, Beate Anders GDR 47:00; 17, Maria Luz Colin MEX 47:23; 18, Giuliana Salce ITA 47:28; 19, Sari Essayah FIN 47:30; 20, Debbi Lawrence USA 47:31; 21, Alison Baker CAN 47:48; 22, Suzanne Griesbach FRA 48:06; 23, Sirikka Oikarinen FIN 48:25; 24, Maryanne Torrellas USA 48:27; 25, Beverley Allen GBR 48:50; 26, Solvi Furnes NOR 49:18; 27, Graciela Mendoza MEX 49:46; 28, Hideo Hirayama JPN 49:50; 29, Emilia Cano ESP 50:11; 30, Nirva Hämmäläinen FIN 52:03

Did not finish: Lorraine Jachno AUS, Barbara Kollorz FRG & Maria Grazia Orsani ITA

Disqualified: Guan Ping CHN & Olga Krishtop RUS

Irina Strakhova coped best with the 86% humidity to take the first ever championship walking gold medal at this level. The 28 year-old Soviet raced conservatively, clocking 23:21 for the first half before coming home in 20:51. Even so, she was being led by Guan Ping, who was subsequently disqualified outside the stadium. The silver went to Saxby, who was in front at halfway in 22:32.

Several walkers collapsed close to the finish, victims of the difficult conditions.

Tokyo 1991

(Aug 24)

- 1, Alina Ivanova URS 42:57
- 2, Madelein Svensson SWE 43:13
- 3, Sari Essayah FIN 43:13
- 4, Irina Strakhova URS 43:40
- 5, Kerry Saxby AUS 44:02
- 6, Graciela Mendoza MEX 44:03
- 7, Ileana Salvador ITA 44:09
- 8, Chen Yueling CHN 44:11

9, Anna-Rita Sidoti ITA 44:18; 10, Beate Anders GER 44:35; 11, Katrin Born GER 44:39; 12, Katarzyna Radtke POL 44:42; 13, Maria Róza HUN 45:00; 14, Andrea Alföldi HUN 45:22; 15, Mari Cruz Díaz ESP 45:23; 16, Emilia Caño ESP 45:32; 17, Susana Feitór POR 45:37; 18, Maricela Chávez MEX 45:54; 19, Debbi Lawrence USA 45:58; 20, Betty Sworowski GBR 45:59; 21, Pascale Grand CAN 46:17; 22, Sun Yan CHN 46:21; 23, Andrea Brückmann GER 46:23; 24, Janice McCaffrey CAN 46:33; 25, Lynn Weik USA 46:49; 26, Ivana Brozmanová TCH 46:59; 27, Victoria Herazo USA 47:10; 28, Tina Poitras CAN 47:22; 29, Reyes Sobrino ESP 47:31; 30, Yuko Sato JPN 47:37; 31, Zuzana Zemkova TCH 47:41; 32, Kamila Holpuchová TCH 48:06; 33, Maria Luz Colin MEX 48:27; 34, Viera Toporek AUT 48:31; 35, Hideo Hirayama JPN 48:35; 36, Isilda Gonçalves POR 48:35; 37, Fusako Masuda JPN 48:52; 38, Helen Elleker GBR 48:59; 39, Julie Drake GBR 49:47; 40, Hasiati Lawote INA 50:26; 41, Magdalena Guzmán ESA 53:44

Disqualified: Yelena Sayko URS

Ivanova was one of a group of 10 at halfway, before making a break at 7km. Chen tried to follow, but received two warnings and fell back. Ivanova was followed into the stadium by the Nordic pairing of Svensson and Essayah, with defending champion Strakhova next.

Stuttgart 1993

(Aug 14)

- 1, Sari Essayah FIN 42:59
- 2, Ileana Salvador ITA 43:08
- 3, Encarna Granados ESP 43:21
- 4, Elisabetta Perrone ITA 43:26
- 5, Beate Anders GER 43:28
- 6, Katarzyna Radtke POL 43:37
- 7, Yelena Nikolayeva RUS 43:43
- 8, Yelena Sayko RUS 43:56

9, Anna-Rita Sidoti ITA 44:13; 10, Maria Róza HUN 44:17; 11, Susana Feitór POR 45:06; 12, Yelena Arshintseva RUS 45:17; 13, Tatyana Ragozaia UKR 45:24; 14, Andrea Alföldi HUN 45:57; 15, Katrin Born GER 46:11; 16, Miriam Ramón ECU 46:13; 17, Natalya Misyulya BLR 46:22; 18, Lisa Sheridan IRL 46:31; 19, Yuko Sato JPN 46:41; 20, Ildiko Ilyés HUN 46:45; 21, Yuka Kamioka JPN 46:48; 22, Teresa Vaill USA 46:58; 23, Vicky Lupton GBR 47:20; 24, Alison Baker CAN 47:20; 25, Kamila Holpuchová TCH 47:24; 26, Yuliyia Lisnik MDA 47:41; 27, Janice McCaffrey CAN 47:45; 28, Maria Luz Colin MEX 47:51; 29, Verity Larby GBR 47:54; 30, Zuzana Zemková SVK 47:56; 31, Sonata Buksniénė LTU 48:03; 32, Liliana Bermeo COL 48:08; 33, Gabrielle Blythe USA 48:23; 34, Tina Poitras CAN 48:24; 35, Simone Thust GER 48:38; 36, Hilde Gustafsen NOR 48:39; 37, Debbi Lawrence USA 48:53; 38, Kada Delić BIH 49:06; 39, Kjersti Tysse NOR 49:08; 40, Maricela Chavez MEX 49:18; 41, Linn Murphy NZL 49:24; 42, Julie Drake GBR 50:22; 43, Sara Standley

10 Kilometres Walk

Rome 1987

(Sep 1)

- 1, Irina Strakhova URS 44:12
- 2, Kerry Saxby AUS 44:23
- 3, Yang Hong CHN 44:42
- 4, Mari Cruz Díaz ESP 44:48
- 5, Yelena Nikolayeva URS 44:54
- 6, Monica Gunnarsson SWE 45:09

USA 51:01; 44, Magdalena Guzman ESA 51:01; 45, Dounia Kara ALG 51:33; 46, Helen Lou Guan Houn SIN 54:07; 47, Perri Williams IRL 55:24

Did not finish: Shushanik Dolmazyan ARM

Disqualified: (r230.6a) Liu Hongyu CHN, Eva Machuca MEX, Madelein Svensson SWE, Yan Wang CHN & Kerry Saxby-Junna AUS

The first of Stuttgart's finds, and the first of the Mercedes car prizes, went to a 26 year-old Finn who was walking in her third world championship. Nineteenth in 1987, third in 1991, Sari Essayah took the lead at around 7Km following the disqualification of Svensson, the 1991 silver medallist. The Finn speeded up thereafter, and started lapping the field. The second half of the race took her just 21:05. It was no surprise to see the experienced Salvador take a silver, but Granados was an unexpected bronze medallist in a new Spanish record.

Gothenburg 1995

(Aug 11)

1,	Irina Stankina	RUS	42:13
2,	Elisabetta Perrone	ITA	42:16
3,	Yelena Nikolayeva	RUS	42:20
4,	Sari Essayah	FIN	42:20
5,	Larisa Ramazanova	RUS	42:25
6,	Rossella Giordano	ITA	42:26
7,	Maria Urbánik	HUN	42:34
8,	Liu Hongyu	CHN	42:46

9, Kerry Saxby-Junna AUS 43:06; 10, Beate Gummelt GER 43:15; 11, Gu Yan CHN 43:27; 12, Valentina Tsybulskaia BLR 43:34; 13, Annarita Sidoti ITA 44:06; 14, Olga Kardapolitseva BLR 44:07; 15, Michelle Rohl USA 44:17; 16, Encarna Granados ESP 44:19; 17, Susana Feitór POR 44:25; 18, Natalya Misulya BLR 44:27; 19, Graciela Mendoza MEX 44:44; 20, Norica Cimpean ROU 44:46; 21, Tina Poitras CAN 45:02; 22, Teresa Vaill USA 45:02; 23, Aniko Szebenszky HUN 45:03; 24, Debbi Lawrence USA 45:03; 25, Miriam Ramón ECU 45:04; 26, Maria Vasco ESP 45:05; 27, Anita Liepiņa LAT 45:12; 28, Maya Sazonova KAZ 45:13; 29, Simone Thust GER 45:24; 30, Janice McCaffrey CAN 45:41; 31, Francisca Martínez MEX 45:55; 32, Sonata Milušauskaitė LTU 45:55; 33, Deirdre Gallagher IRL 46:00; 34, Anne Manning AUS 46:04; 35, Lisa Langford GBR 46:06; 36, Marta Zukowska POL 46:14; 37, Rosario Sánchez MEX 46:54; 38, Kamila Holpuchová CZE 47:12; 39, Kada Delić BIH 47:43; 40, Kjersti Tyssse NOR 47:57; 41, Giovanna Moréjon BOL 48:18

Did not finish: Tatyana Ragozaia UKR

Disqualified: (r230.6a) Katarzyna Radtke POL, Gao Hongmiao CHN & Kathrin Boyde GER

At 18 years 135 days, Stankina replaced Ismael Kirui as the youngest ever world champion of the time. She beat a strong field which produced the quickest times ever for places between third and fifteenth. Twelve walkers were in contention at halfway with Perrone forcing the pace (21:21 at 5Km).

The drama started in the final 2Km when Perrone, Stankina and World Cup winner Gao moved clear. Gao was abruptly disqualified outside the stadium, leaving Stankina to win from Perrone and Nikolayeva, who suddenly and controversially caught the defending champion Essayah in the final two strides of the race.

10,000 Metres Walk

Athens 1997

Final (Aug 7)

1,	Annarita Sidoti	ITA	42:55.49
2,	Olga Kardapolitseva	BLR	43:30.20
3,	Valentina Tsybulskaia	BLR	43:49.24
4,	Liu Hongyu	CHN	43:56.86
5,	Erica Alfridi	ITA	43:59.73
6,	Aniko Szebenszky	HUN	44:14.94
7,	Gu Yan	CHN	44:24.17
8,	Anita Liepiņa	LAT	45:00.56

9, Yelena Nikolayeva RUS 45:01.90; 10, Elisabetta Perrone ITA 45:16.64; 11, Maria Urbánik-Roszka HUN 45:36.57; 12, Wang Yan CHN 46:21.69; 13, Svetlana Tolstaya KAZ 47:09.51; 14, Yuka Mitsumori JPN 47:24.22

Did not finish: Larisa Khmel'nitskaya BLR & Beate Gummelt GER

Disqualified: (r230.6a) Maya Sazonova KAZ, Irina Stankina RUS & Olga Panfyorova RUS

Disqualified: (r40.1) Olimpiada Ivanova RUS (43:07.63)

For the first and last time the women's walk was contested in these championships as a 10,000m track event; from 1999 it would be 20Km

on the road. Sidoti, the 1990 European champion who only came into the Italian team as a reserve, became the smallest of all world champions (she is just 1.50m or 4ft 11in tall) as she led from the second kilometre onwards for victory in 42:55.49 ... somewhat quicker than the 45:02.8 which won the last men's Olympic race at this distance on the track in 1952! Sidoti covered the first half in 21:23.72, the second in 21:31.77. Defending champion Stankina, the only opponent to stay close to Sidoti after halfway, was disqualified at 8Km. Her Russian colleagues had a disastrous time also: Ivanova, who crossed the line in second place, was later stripped of her medal and banned for two years after testing positive for Stanazolol, and Olympic Champion Nikolayeva placed no higher than ninth.

First round (First 8 & 4 fastest to final) (Aug 4)

Heat 1: 1, Liepiņa 44:07.88; 2, Urbánik-Roszka 44:13.76; 3, Kardapolitseva 44:16.00; 4, Nikolayeva 44:16.08; 5, Khmel'nitskaya 44:18.49; 6, Wang 44:18.50; 7, Sidoti 44:19.33; 8, Panfyorova 44:22.63; 9, Svetlana Tolstaya KAZ 44:32.34; 10, Graciela Mendoza MEX 44:51.81; 11, Susana Feitór POR 45:00.77; 12, Celia Marcén ESP 45:09.85; 13, Ildikó Ilyés HUN 45:18.02; 14, Ivonne Varas MEX 47:03.18; 15, Hanne Liland NOR 47:51.23; 16, Valérie Nadaud FRA 47:52.90; 17, Kathrin Boyde GER 48:01.28; 18, Hristina Kokotou GRE 48:52.36; 19, Aida Isayeva AZE 50:44.62

Disqualified: (r230.6a) Geovana Iruستا BOL & Anastasia Baj MAS DO

Heat 2: 1, Ivanova 44:31.98; 2, Alfridi 44:32.04; 3, Perrone 44:32.06; 4, Stankina 44:32.17; 5, Szebenszky 44:32.22; 6, Tsybulskaia 44:32.24; 7, Liu 44:32.47; 8, Sazonova 44:33.48; 9, Gu 44:36.17; 10, Gummelt 44:37.78; 11, Mitsumori 44:43.99; 12, Tina Poitras CAN 45:18.76; 13, Jane Saville AUS 46:12.76; 14, Nathalie Fortain FRA 46:28.58; 15, Nora Leksir FRA 47:15.15; 16, Valentina Savchuk UKR 47:47.57; 17, Francisca Martínez MEX 48:29.81; 18, Miriam Ramón ECU 48:39.75

Disqualified: (r230.6a) Cheng Tong Lean MAS & Victoria Herazo USA

20 Kilometres Walk

Seville 1999

(Aug 27)

1,	Liu Hongyu	CHN	1:30:50
2,	Wang Yan	CHN	1:30:52
3,	Kerry Saxby-Junna	AUS	1:31:18
4,	Susana Feitór	POR	1:31:23
5,	Katarzyna Radtke	POL	1:31:34
6,	Erica Alfridi	ITA	1:32:04
7,	Jane Saville	AUS	1:32:13
8,	Maya Sazonova	KAZ	1:32:19

9, Kjersti Plätzer NOR 1:32:42; 10, Maria Vasco ESP 1:33:35; 11, Claudia Iovan ROU 1:33:46; 12, Yelena Nikolayeva RUS 1:34:10; 13, Hristina Deskou GRE 1:34:39; 14, Natalya Misulya BLR 1:35:03; 15, Gao Hongmiao CHN 1:35:07; 16, Yuan Yufang MAS 1:35:31; 17, Irina Stankina RUS 1:35:42; 18, Kristina Saltanovič LTU 1:35:51; 19, Svetlana Tolstaya KAZ 1:35:54; 20, Nora Leksir FRA 1:36:17; 21, Elisabetta Perrone ITA 1:36:24; 22, Maria Urbánik-Roszka HUN 1:36:48; 23, Fatiha Ouali FRA 1:36:57; 24, Yuka Mitsumori JPN 1:37:13; 25, Maria Guadalupe MEX 1:37:31; 26, Teresa Linares ESP 1:37:51; 27, Rossella Giordano ITA 1:38:06; 28, Aniko Szebenszky HUN 1:38:57; 29, Jolanta Dukure LAT 1:38:34; 30, Sonata Milušauskaitė LTU 1:39:51; 31, Susana Armenta USA 1:40:20; 32, Gillian O'Sullivan IRL 1:40:33; 33, Melanie Seeger GER 1:40:51; 34, Maria del Rosario Sánchez MEX 1:41:04; 35, Teresita Collado GUA 1:41:12; 36, Geovana Iruستا BOL 1:41:17; 37, Hristina Kokotou GRE 1:42:50; 38, Danielle Kirk USA 1:43:27; 39, Kim Mi-Jung KOR 1:46:36

Did not finish: Larisa Khmel'nitskaya BLR, Celia Marcén ESP, Mónica Pesti HUN, Annarita Sidoti ITA, Norica Cimpean ROU, Susan Vermeulen RSA & Valentina Savchuk UKR

Disqualified: (r230.6a) Olga Kardapolitseva BLR, Ivis Martínez ESA, Graciela Mendoza MEX, Natalya Fedoskina RUS & Joanne Dow USA

China's only medals of the championships came here as Liu Hongyu and Wang Yan entered the stadium well clear of the rest and just two strides apart. Covering the final 5 kilometres in a vicious 22:11, Liu (24) won the inaugural world title at this distance. She had already won the World Cup race earlier in the year in 1:27:32, just 2 sec outside the world record she shared. Wang, who became the youngest ever world record breaker when setting 5000m figures in 1986, aged 14, added a silver to her Olympic bronze of 1996.

The bronze went to a real veteran in 38 year-old Junna-Saxby, 12 years after taking silver; although she thought she was fourth when she finished. Fedoskina, who set a world junior best of 1:27:35 for second in the World Cup, was disqualified when in third place just seven minutes from the finish, while defending champion Sidoti was a non-finisher due to stomach trouble.

Edmonton 2001

(Aug 9)

1,	Olimpiada Ivanova	RUS	1:27:48																																				
2,	Valentina Tsybulsckaya	BLR	1:28:49																																				
3,	Elisabetta Perrone	ITA	1:28:56																																				
4,	Erica Alfriedi	ITA	1:29:48																																				
5,	Maria Vasco	ESP	1:30:19																																				
6,	Norica Cimpean	ROU	1:30:39																																				
7,	Melanie Seeger	GER	1:30:41																																				
8,	Annarita Sidoti	ITA	1:31:40																																				
9,	Guadalupe Sánchez	MEX	1:32:27; 10, Victoria Palacios	MEX	1:33:52; 11, Athina Papagianni	GRE	1:34:56; 12, Nevena Mineva-Dimitrova	BUL	1:35:18; 13, Olive Loughnane	IRL	1:35:24; 14, Kim Mi-Jung	KOR	1:35:30; 15, Vira Zozulya	UKR	1:35:32; 16, Geovana Iruستا	BOL	1:36:50; 17, Anne Haaland Simonsen	NOR	1:37:11; 18, Sonata Milušauskaitė	LTU	1:37:33; 19, Debbi Lawrence	USA	1:37:57; 20, Karen Foan	CAN	1:38:09; 21, Sofia Avoilu	POR	1:39:10; 22, Mara Ibañez	MEX	1:39:26; 23, Fatiha Ouali	FRA	1:40:16; 24, Kaori Nikaído	JPN	1:40:57; 25, Jill Zenner	USA	1:42:43; 26, Teresita Collado	GUA	1:42:43; 27, Angela Keogh	NFI	2:08:46

Disqualified: (r230.6a) Natalya Fedoskina RUS, Susana Feitór POR, Ines Henriques POR, Hristina Kokotou GRE, Liu Hongyu CHN, Yelena Nikolayeva RUS, Gillian O'Sullivan IRL, Kjersti Platzer NOR, Michelle ROH USA, Jane Saville AUS, Kerry Saxby-Junna AUS, Maya Sazonova KAZ, Sun Chunfang CHN, Ryoko Tadamasu JPN & Svetlana Tolstaya KAZ

Ivanova, disqualified after winning silver in 1997, climbed to the top of the walking tree in 2001 with a world best of 1:24:50 before winning in Edmonton. Winning by more than one minute was testimony to the high disqualification rate; a third of the starters were red-carded, though Ivanova herself never received a single warning despite leading all the way. Tsybulsckaya was a clear second and in third place Perrone and Platzer crossed the line together. Perrone was given the verdict over the Norwegian, who was disqualified anyway.

Paris 2003

(Aug 24)

1,	Yelena Nikolayeva	RUS	1:26:52
2,	Gillian O'Sullivan	IRL	1:27:34
3,	Valentina Tsybulsckaya	BLR	1:28:10
4,	Tatyana Gudkova	RUS	1:28:53
5,	Claudia Ștef	ROU	1:29:09
6,	Rossella Giordano	ITA	1:29:14
7,	Athanasia Tsoumeléka	GRE	1:29:34
8,	Melanie Seeger	GER	1:29:44

9, Susana Feitór POR 1:30:15; 10, Elisa Rigaudu ITA 1:30:34; 11, Jane Saville AUS 1:30:51; 12, Olive Loughnane IRL 1:30:53; 13, Xu Aihui CHN 1:31:34; 14, Kristina Saltanović LTU 1:32:13; 15, Vera Santos POR 1:32:43; 16, Sonata Milušauskaitė LTU 1:32:58; 17, Vira Zozulya UKR 1:33:34; 18, Geovana Iruستا BOL 1:33:42; 19, Fatiha Ouali FRA 1:34:01; 20, Sabine Zimmer GER 1:34:08; 21, Barbora Dibelková CZE 1:34:44; 22, Svetlana Tolstaya KAZ 1:35:11; 23, Daniela Cirlan ROU 1:36:02; 24, Joanne Dow USA 1:36:32; 25, Ryoko Tadamasu JPN 1:38:00; 26, Gabrielle Gorst NZL 1:38:51; 27, Monica Svensson SWE 1:39:21; 28, Teresita Collado GUA 1:41:19

Did not finish: Maite Gargallo ESP, Olimpiada Ivanova RUS, Elisabetta Perrone ITA, Rosario Sánchez MEX & Maria Vasco ESP

Disqualified: (r230.6a) Olga Kardopoltseva BLR, Gao Kelian CHN, Song Hongjuan CHN, Mari Cruz Diaz ESP, Kim Mi-jung KOR, Yufang Yuan MAS, Kjersti Platzer NOR, Norica Cimpean ROU & Natalya Fedoskina RUS

At her seventh attempt, Nikolayeva became World Champion. The 37 year-old had won a bronze medal (at 10K) in 1995, the year before becoming Olympic Champion. She won in Paris with a championship record and no warnings.

After the first two laps (5K), the Russian was a close third behind O'Sullivan and Perrone. By 10K, she had a 20-second lead which had more than doubled by 15K. O'Sullivan was a clear second from Gudkova, Giordano and Tsybulsckaya. The Belarussian came through for the bronze in a new national record. The 2001 winner Ivanova led out of the stadium but retired after six minutes clutching an injured hamstring.

Helsinki 2005

(Aug 7)

1,	Olimpiada Ivanova	RUS	1:25:41																																																				
2,	Rita Turova	BLR	1:27:05																																																				
3,	Susana Feitór	POR	1:28:44																																																				
4,	Maria Vasco	ESP	1:28:51																																																				
5,	Barbora Dibelková	CZE	1:29:05																																																				
6,	Athina Papayianni	GRE	1:29:21																																																				
7,	Elisa Rigaudu	ITA	1:29:52																																																				
8,	Claudia Ștef	ROU	1:30:07																																																				
9,	Song Hongjuan	CHN	1:30:32; 10, Yuliyu Voyevodina	RUS	1:30:34; 11, Melanie Seeger	GER	1:31:00; 12, Kristina Saltanović	LTU	1:31:23; 13, Elena Ginko	BLR	1:31:36; 14, Ana Maria Groza	ROU	1:31:48; 15, Vera Santos	POR	1:32:17; 16, Maite Gargallo	ESP	1:32:24; 17, Svetlana Tolstaya	KAZ	1:32:40; 18, Tatyana Gudkova	RUS	1:33:05; 19, Geovana Iruستا	BOL	1:33:19; 20, Jane Saville	AUS	1:33:44; 21, Cheryl Webb	AUS	1:33:58; 22, Jolanta Dukure	LAT	1:34:24; 23, Sabine Zimmer	GER	1:34:24; 24, Maria Galková	SVK	1:34:38; 25, Gisella Orsini	ITA	1:35:05; 26, Vira Zozulya	UKR	1:35:12; 27, Inês Henriques	POR	1:35:44; 28, Maria José Poves	ESP	1:36:12; 29, Kim Mi-jung	KOR	1:37:01; 30, Sonata Milušauskaitė	LTU	1:37:17; 31, Mayumi Kawasaki	JPN	1:37:30; 32, Monica Svensson	SWE	1:38:11; 33, Graciela Mendoza	MEX	1:39:56; 34, Mabel Oncebay	PER	1:40:46; 35, Outi Siljanpää	FIN	1:41:03

Did not finish: Natalya Misyulya BLR, Wang Liping CHN, Miriam Ramón ECU, Sachiko Konishi JPN, Yelena Nikolayeva RUS & Teresa Vaill USA DNF

Disqualified: (r230.6a) Gulnara Mammadova AZE, Jiang Jing CHN, Cristina Lopez ESA, Athanasia Tsoumeléka GRE, Evelyn Nuñez GUA, Olive Loughnane IRL

Ivanova, holder of the fastest-ever time (an unratified 1:24:50 in 2001), and teenager Jiang were the early leaders. They passed 5Km in 21:43. Jiang dropped back and was disqualified before halfway, leaving Ivanova (42:54) with a yawning lead of more than a minute over Turova (43:59). Ivanova kept piling on the pace passing 15Km in 64:05 (another 21:11 split), before finishing in an official world record of 1:25:41, beating the Belarussian by 1:25. Feitór won the bronze medal with seven seconds to spare from the fast-closing Vasco. It had not been a good day for Olympic Champions, as 2004 winner Athanasia Tsoumeléka was disqualified when in fourth place with 4Km to go, while defending champion and 1996 Olympic Champion Nikolayeva failed to finish. The youthful-looking Ivanova, mother of a 15 year-old daughter, was the only one of the top six not to set a personal best, yet ironically her record netted her a \$100,000 bonus to go with the \$60,000 awarded to each individual winner in Helsinki.

Osaka 2007

(Aug 31)

1,	Olga Kaniskina	RUS	1:30:09
2,	Tatyana Shemyakina	RUS	1:30:42
3,	Maria Vasco	ESP	1:30:47
4,	Kjersti Platzer	NOR	1:31:24
5,	Susana Feitór	POR	1:32:01
6,	Claudia Ștef	ROU	1:32:47
7,	Inês Henriques	POR	1:33:06
8,	Sabine Zimmer	GER	1:33:23

9, Tatyana Sibileva RUS 1:33:29; 10, Mayumi Kawasaki JPN 1:33:35; 11, Vera Santos POR 1:34:28; 12, Maria José Poves ESP 1:35:06; 13, Beatriz Pascual ESP 1:35:14; 14, Melanie Seeger GER 1:35:30; 15, Song Hongjuan CHN 1:35:44; 16, Yelena Ginko BLR 1:35:59; 17, Olive Loughnane IRL 1:36:00; 18, Zuzana Maliková SVK 1:36:26; 19, Liu Hong CHN 1:36:40; 20, Barbora Dibelková CZE 1:36:45; 21, Marie Polli SUU 1:36:54; 22, Sonata Milušauskaitė LTU 1:37:28; 23, Sylwia Korzenowska POL 1:37:38; 24, Maria Galková SVK 1:38:54; 25, Johanna Jackson GBR 1:39:34; 26, Kim Mi-Jung KOR 1:41:33; 27, Masumi Fuchise JPN 1:41:49; 28, Svetlana Tolstaya KAZ 1:41:54; 29, Yadira Guamán ECU 1:42:17; 30, Tania Spindler BRA 1:43:56; 31, Sandra Zapata COL 1:44:42; 32, Yeliz AY TUR 1:45:52; 33, Geovana Iruستا BOL 1:47:15

Did not finish: Jiang Jing CHN, Athanasia Tsoumeléka GRE, Elisa Rigaudu ITA; Jolanta Dukure LAT & Olimpiada Ivanova RUS

Disqualified: (r230.6a) Jane Saville AUS; Miriam Ramón ECU; Ryoko Sakakura JPN & Teresa Vaill USA

In wet, hot (29°C) and humid (70%) conditions, Kaniskina dominated the event, leading Shemyakina by 20 seconds at 5Km (22:21), and almost doubling the margin to 44 seconds at halfway (44:33). Shemyakina was, in turn, almost half a minute clear of Vasco (45:53).

The order remained the same for the rest of the race, with Kaniskina slowing up only in the last quarter, covered in 23:23. She won by 33 seconds from Shemyakina, while Vasco closed up to finish only five seconds behind the number two Russian. Fastest of all in the closing stages was Plätzer, whose final 5Km took just 22:38. The European Champion from Belarus, Rita Turova, had two sub 1:28 clockings in 2007 and the European Cup title under her belt, but scratched from the event for medical reasons.

Berlin 2009

(Aug 16)

1,	Olga Kaniskina	RUS	1:28:09																																																								
2,	Olive Loughnane	IRL	1:28:58																																																								
3,	Liu Hong	CHN	1:29:10																																																								
4,	Anisya Kirdyapkina	RUS	1:30:09																																																								
5,	Vera Santos	POR	1:30:35																																																								
6,	Beatriz Pascual	ESP	1:30:40																																																								
7,	Masumi Fuchise	JPN	1:31:15																																																								
8,	Kristina Saltanovič	LTU	1:31:23																																																								
9,	Elisa Rigauda	ITA	1:31:52; 10, Susana Feltor	POR	1:32:42; 11, Inês Henriques	POR	1:32:51; 12, Kumi Otoshi	JPN	1:33:05; 13, Larisa Yemelyanova	RUS	1:34:31; 14, Vera Sokolova	RUS	1:34:55; 15, Snezhana Yurchenko	BLR	1:34:57; 16, Ana Maria Groza	ROU	1:35:19; 17, Valentina Trapletti	ITA	1:35:33; 18, Yang Mingxia	CHN	1:35:42; 19, Zuzana Schindlerová	CZE	1:35:47; 20, Tania Spindler	BRA	1:35:51; 21, Evaggelia Xinou	GRE	1:35:56; 22, Jess Rothwell	AUS	1:36:01; 23, Claudia Ștef	ROU	1:36:09; 24, Brigita Virbalytė	LTU	1:36:28; 25, Marie Polli	SUI	1:36:44; 26, Zuzana Maliková	SVK	1:37:47; 27, Claire Tallent	AUS	1:38:12; 28, Agnieszka Dygacz	POL	1:38:36; 29, Alessandra Picavazzi	BRA	1:38:50; 30, Geovana Irusta	BOL	1:39:16; 31, Chaima Trabelsi	TUN	1:39:50; 32, Svetlana Tolstaya	KAZ	1:40:41; 33, Johana Ordóñez	ECU	1:42:57; 34, Anamaria Greceanu	ROU	1:43:35; 35, Rachel Lavallée	CAN	1:45:45; 36, Olga Yakovenko	UKR	1:45:55; 37, Cristina López	ESP	1:47:33

Did not finish: Maria Vasco ESP, Sabine Krantz GER, Mária Gálíková SVK & Teresa Vaill USA

Disqualified: (r230.6a) Cheryl Webb AUS, Yang Yawei CHN, Johanna Jackson GBR, Maria Hatzipanayiotidou GRE, Mayumi Kawasaki JPN, Kjersti Plätzer NOR & Monica Svensson SWE

Kaniskina was the clear favourite, having won comfortably in Osaka in 2007, and Beijing 2008. The Russian followed the pace for a quarter of the race, reaching 5Km in 23:20. Shortly after she took the lead, covering the next two 5Km stretches in 21:38 and 21:24 to lead by almost a minute from Loughnane and Hong.

Loughnane won the battle for second, beating Liu by 12 seconds in 1:28:58, gaining 17 seconds on Kaniskina in the last quarter of the race. The temperature, which rose from 27° at the start of the race to 30° by the end, was the prime factor in keeping the time as the slowest winning effort since 1999.

In January 2015, the Russian Anti-Doping Agency banned Kaniskina because of anomalies in her biological passport. They announced a three-year suspension for her backdated to 2012. Kaniskina's results over two separate intervals in 2009 and 2011 were also annulled. Those periods included the Berlin and Daegu World Championships, but the IAAF subsequently filed an appeal with the Court of Arbitration for Sport regarding the "selective disqualification of results applied by RUSADA." While these proceedings continue (as at June 30, 2015), Kaniskina remains the World Champion of 2009 and 2011.

Daegu 2011

(Aug 31)

1,	Olga Kaniskina	RUS	1:29:42		
2,	Liu Hong	CHN	1:30:00		
3,	Anisya Kirdyapkina	RUS	1:30:13		
4,	Elisa Rigauda	ITA	1:30:44		
5,	Qieyang Shenjie	CHN	1:31:14		
6,	Susana Feltor	POR	1:31:26		
7,	Ana Cabecinha	POR	1:31:36		
8,	Kristina Saltanovič	LTU	1:31:40		
9,	Beatriz Pascual	ESP	1:31:46; 10, Inês Henriques	POR	1:32:06; 11, Vera

Sokolova RUS 1:32:13; 12, Olena Shumkina UKR 1:32:17; 13, Maria Vasco ESP 1:32:42; 14, Gao Ni CHN 1:32:49; 15, Regan Lambie AUS 1:33:38; 16, Olive Loughnane IRL 1:34:02; 17, Nastassia Yatskevich BLR 1:34:09; 18, Jamy Franco GUA 1:34:36; 19, Kumi Otoshi JPN 1:34:37; 20, Claire Tallent AUS 1:34:46; 21, Mayumi Kawasaki JPN 1:35:03; 22, Johanna Jackson GBR 1:35:32; 23, Nadiya Borovska UKR 1:35:38; 24, Lucie Pelantová CZE 1:35:45; 25, Jeon Yong-Eun KOR 1:35:52; 26, Claudia Ștef ROU 1:36:55; 27, Agnese Pastare LAT 1:37:48; 28, Brigita Virbalytė-Dimšienė LTU 1:38:39; 29, Maria Michta USA 1:38:54; 30, Mária Czaková SVK 1:39:07; 31, Arabelly Orjuela COL 1:39:28; 32, Ingrid Hernández COL 1:39:53; 33, Zuzana Schindlerová CZE 1:39:57; 34, Marie Polli SUI 1:40:28; 35, Miłagóra Rosales VEN 1:40:49; 36, Rachel Lavallée SEAN CAN 1:43:31; 37, Grace Njue KEN 1:43:59; 38, Yadirá Guamán ECU 1:45:15; 39, Chaima Trabelsi TUN 1:46:29

Did not finish: Sabine Krantz GER; Melanie Seeger GER; Masumi Fuchise JPN; Semih Müllü TUR

Disqualified: (r230.6a) Claudia Balderrama BOL; María José Poves ESP; Viktória Madarász HUN; Neringa Aidietytė LTU; Maria Guadalupe Sánchez MEX; Olga Iakovenko UKR

Disqualified: (r40.8) Tatyana Mineyeva RUS DQ (1:34:08)

Aiming to be the first three-time winner in the event, Kaniskina stayed within the pack of 13 through halfway (46:16) before increasing the pace with a third 5Km of 21:47. At that point her lead over Kirdyapkina was five seconds. Liu, in third place just three seconds behind Kirdyapkina, got clear of the second Russian to clock 1:30:00, but finished 18 seconds behind the diminutive (1.60m/43kg) Kaniskina. In sixth place was Feitőr, the only athlete to have competed in 11 World Championships, her best position being third in 2005.

Kaniskina apparently broke the "curse" of the Daegu daily programme. The cover stars for the first four days of the competition – Steve Hooker, Usain Bolt, Dayron Robles and Yelena Isinbaeva – all failed to win medals. However, the Russian's world titles from both Berlin and Daegu are (as at June 30, 2015) both subject to ongoing proceedings with Court of Arbitration for Sport as noted above in the report for the 2009 World Championships.

Moscow 2013

(Aug 13)

1,	Yelena Lashmanova	RUS	1:27:08
2,	Anisya Kirdyapkina	RUS	1:27:11
3,	Liu Hong	CHN	1:28:10
4,	Sun Huanhuan	CHN	1:28:32
5,	Elisa Rigauda	ITA	1:28:41
6,	Beatriz Pascual	ESP	1:29:00
7,	Anežka Drahotová	CZE	1:29:05
8,	Ana Cabecinha	POR	1:29:17

9, Julia Takács ESP 1:29:25; 10, Eleonora Giorgi ITA 1:30:11; 11, Inês Henriques POR 1:30:28; 12, Lyudmyla Olyanovska UKR 1:30:48; 13, Antonella Palmisano ITA 1:30:50; 14, Mayra Carolina Herrera GUA 1:30:59; 15, Qieyang Shenjie CHN 1:31:15; 16, Hanna Drabeniya BLR 1:31:16; 17, Vera Santos POR 1:31:36; 18, Lorena Luaces ESP 1:31:49; 19, Olena Shumkina UKR 1:31:54; 20, Brigita Virbalytė-Dimšienė LTU 1:31:58; 21, Kristina Saltanovič LTU 1:32:11; 22, Sandra Arenas COL 1:32:25; 23, Agnese Pastare LAT 1:32:30; 24, Nastassia Yatskevich BLR 1:32:31; 25, Yanelli Caballero MEX 1:32:37; 26, Kumi Otoshi JPN 1:32:44; 27, Paola Pérez ECU 1:33:03; 28, Masumi Fuchise JPN 1:33:13; 29, Paulina Buziak POL 1:33:30; 30, Laura Reynolds IRL 1:33:39; 31, Antigóni Drisbióti GRE 1:33:42; 32, Sandra Galvis COL 1:33:49; 33, Maria Michta USA 1:33:51; 34, Kimberley Garcia PER 1:33:57; 35, Laura Polli SUI 1:34:07; 36, Viktória Madarász HUN 1:34:10; 37, Galina Kichigina KAZ 1:34:18; 38, Khushbir Kaur IND 1:34:28; 39, Jeon Yong-Eun KOR 1:34:29; 40, Neringa Aidietytė LTU 1:34:32; 41, Anita Kazemáka LAT 1:34:37; 42, Erin Gray USA 1:34:38; 43, Agnieszka Dygacz POL 1:34:42; 44, Tanya Holliday AUS 1:35:18; 45, Wendy Cornejo BOL 1:36:06; 46, Anne Halikivaha FIN 1:36:17; 47, Nguyen Thi Thanh Phuc VIE 1:36:27; 48, Marie Polli SUI 1:36:31; 49, Angela Castro BOL 1:36:33; 50, Mária Czaková SVK 1:36:34; 51, Monica Equihua MEX 1:36:46; 52, Katarzyna Kwoka POL 1:36:54; 53, Jess Rothwell AUS 1:38:03; 54, Sholpan Kozhakhmetova KAZ 1:38:09; 55, Olga Yakovenko UKR 1:39:58; 56, Lucie Pelantová CZE 1:40:23

Did not finish: Mária Gálíková SVK

Disqualified: (r230.6a) Mirna Ortiz GUA; Lizbeth Silva MEX; Vera Sokolova RUS; Miranda Melville USA

Disqualified: (r40.1) Ayman Kozhakhmetova KAZ (1:33:00)

The early pace was set by Rigauda and Drahotová, as 5Km was passed in 23:17, with Olympic Champion Lashmanova seven seconds behind. The gap was the same at halfway, with the 18 year-old Czech walker timed in 45:20, a second ahead of Rigauda, Lashmanova and Kirdyapkina. The Russian pair applied pressure over the next quarter

of the race, covering that section in 21:27 and accumulating a five-second lead over Rigauado at 15Km. In sixth place was the third Russian Sokolova, who then scythed through the field towards a bronze medal, but was disqualified on reaching the stadium.

Meanwhile, Lashmanova had broken away from Kirdyapkina with a 19th kilometre in 3:58 (1:19:20 pace), but lost a lot of her advantage when becoming confused about the location of the finish when inside the stadium. "The judges didn't really explain to us that we should do one more lap," was her excuse.

Behind the Russians, the battle for bronze was won by Liu, winning her third consecutive World Championship medal. For Lashmanova it was the final gold medal in an annual sequence of five, the previous four being World Youth 2009, World Junior 2010, European Junior 2011 and Olympic Games 2013. In January 2014 she tested positive for a performance-enhancing drug and was banned for two years.

10 & 20 KILOMETRES, 10,000 METRES WALK										
Multiple Medalists:										
3	Valentina Tsybul'skaya	BLR	97-3, 01-2, 03-3							
	Olga Kaniskina	RUS	07-1, 09-1, 11-1							
	Liu Hong	CHN	09-3, 11-2, 13-3							
2	Kerry Saxby-Junna	AUS	87-2, 99-3							
	Sari Essayah	FIN	91-3, 93-1							
	Yelena Nikolayeva	RUS	95-3, 03-1							
	Elisabetta Perrone	ITA	95-2, 01-3							
	Olimpiada Ivanova	RUS	01-1, 05-1							
	Anisiya Kirdyapkina	RUS	11-3, 13-2							
Most Finals/Placings in Top Eight:										
5	Nikolayeva		87-5, 93-7, 95-3, 97-9, 03-1							
Most Appearances:										
11	Susana Feitór	POR	91-17, 93-11, 95-17, 97-11h1, 99-4, 01-dq, 03-9, 05-3, 07-5, 09-10, 11-6							
National Placings:										
		1	2	3	4	5	6	7	8	Points
RUS	8	2	2	2	1	-	1	1		107
ITA	1	2	1	3	2	3	2	1		65
CHN	1	2	3	2	1	-	2	2		60
BLR	-	3	2	-	-	-	-	-		33
ESP	-	-	2	2	1	2	-	-		32
POR	-	-	1	1	2	1	2	1		27
URS	2	-	-	1	1	-	-	-		25
FIN	1	-	1	1	-	-	-	-		19
AUS	-	1	1	-	1	-	1	-		19
IRL	-	2	-	-	-	-	-	-		14
ROU	-	-	-	-	1	2	-	1		11
SWE	-	1	-	-	-	1	-	-		10
GER	-	-	-	-	1	-	1	2		8
POL	-	-	-	-	1	1	-	-		7
CZE	-	-	-	-	1	-	1	-		6
NOR	-	-	-	1	-	-	-	-		5
GRE	-	-	-	-	-	1	1	-		5
HUN	-	-	-	-	-	1	1	-		5
MEX	-	-	-	-	-	1	-	-		3
JPN	-	-	-	-	-	-	1	-		2
LTU	-	-	-	-	-	-	-	2		2
CAN	-	-	-	-	-	-	-	1		1
KAZ	-	-	-	-	-	-	-	1		1
LAT	-	-	-	-	-	-	-	1		1
Totals	13	13	13	13	13	13	13	13	13	468

4 x 100 Metres Relay Helsinki 1983

Final (Aug 10)

1, ¹³¹	GDR	41.76
2, ¹⁸¹	Great Britain & NI	42.71
3, ¹²¹	Jamaica	42.73
4, ¹⁶¹	Bulgaria	42.93
5, ¹⁷¹	Canada	43.05
6, ¹⁴¹	USSR	43.22
7, ¹¹¹	France	43.40
8, ¹⁵¹	Czechoslovakia	43.78

With the United States team – minus Evelyn Ashford – missing the final after nearly dropping the baton, the GDR looked unbeatable.

However, in the final, Silke Gladisch committed a false start, and at the second time of asking Canada was away best. On the second leg, the GDR took control through Marita Koch and individual champion Marlies Göhr had a decisive lead on the final changeover.

The real battle was for the silver and bronze. On the outside lane, Britain's Shirley Thomas sprinted clear of Bulgaria and just held off Jamaica's Merlene Ottey for second place.

Teams:

GDR	Silke Gladisch, Marita Koch, Ingrid Auerswald, Marlies Göhr
GBR	Joan Baptiste, Kathy Cook, Beverley Callender, Shirley Thomas
JAM	Leleith Hodges, Jacqueline Pusey, Juliet Cuthbert, Merlene Ottey
BUL	Ginka Zagorcheva, Aneliya Nuneva, Nadezhda Georgieva, Pepa Pavlova
CAN	Angela Bailey, Marita Payne, Tanya Brothers, Molly Killingbeck
URS	Lyudmila Kondratyeva, Yelena Vinogradova, Irina Olkhovnikova, Olga Antonova
FRA	Marie-France Loval, Marie-Christine Cazier, Rose-Aimée Bacoul, Liliane Gaschet
TCH	Jarmila Strejcková, Štěpánka Sokolová, Radislava Soborová, Eva Murková

First round (First 3 & 2 fastest to final) (Aug 10)

Heat 1: 1, Great Britain & NI 43.06; 2, Bulgaria 43.19; 3, USSR 43.51; 4, Czechoslovakia 43.89; (Non-qualifiers) 5, FRG 44.21; 6, Italy 44.46; 7, Finland 44.77; 8, Denmark 45.04

Teams:

GBR	Joan Baptiste, Kathy Cook, Beverley Callender, Shirley Thomas
BUL	Ginka Zagorcheva, Aneliya Nuneva, Nadezhda Georgieva, Pepa Pavlova
URS	Lyudmila Kondratyeva, Yelena Vinogradova, Irina Olkhovnikova, Olga Antonova
TCH	Jarmila Strejcková, Štěpánka Sokolová, Radislava Soborová, Eva Murková
FRG	Monika Hirsch, Elke Vollmer, Michaela Schabinger, Ute Thimm
ITA	Carla Mercurio, Erika Rossi, Daniela Ferran, Marisa Masullo
FIN	Sisko Markkanen, Helinä Marjamaa, Margareta Honkharju, Riitta Ketonen
DEN	Britt Hansen, Helle Theil, Lisbet Nissen-Petersen, Dorthe A. Rasmussen

Heat 2: 1, GDR 42.59; 2, Jamaica 43.10; 3, France 43.52; 4, Canada 44.19; (Non-qualifiers) 5, United States 44.20; 6, Bahamas 44.76; 7, Ghana 47.51

Teams:

GDR	Silke Gladisch, Marita Koch, Ingrid Auerswald, Marlies Göhr
JAM	Leleith Hodges, Jacqueline Pusey, Juliet Cuthbert, Merlene Ottey
FRA	Marie-France Loval, Marie-Christine Cazier, Rose-Aimée Bacoul, Liliane Gaschet
CAN	Angela Bailey, Marita Payne, Tanya Brothers, Molly Killingbeck
USA	Alice Brown, Diane Williams, Chandra Cheeseborough, Randy Givens
BAH	Shonel Ferguson, Pauline Davis, Whelma Colebrooke, Oralee Fowler
GHA	Grace Armah, Mercy Addy, Elizabeth Wilson, Mary Mensah

Rome 1987

Final (Sep 6)

1, ¹⁵¹	United States	41.58
2, ¹⁶¹	GDR	41.95
3, ¹⁴¹	USSR	42.33
4, ¹²¹	Bulgaria	42.71
5, ¹⁷¹	FRG	43.20
6, ¹¹¹	Cuba	43.66
7, ¹⁸¹	France	43.75
	¹³¹ Canada	DQ (43.26)

The GDR faced tough opposition from the USA, and their cause was not helped by the injury to Heike Drechsler the day before the heats. The World 200m record holder was unable to take her place on the team. The GDR won their heat but were precisely one second slower than the USA's time in the other preliminary race.

In the final, the GDR took the lead on the first leg through individual winner Gladisch. Oschkenat kept that advantage down the back-straight, but the United States went in front after a scintillating bend by the glamorous Florence Griffith. Pam Marshall extended the US lead on the anchor, running away from Marlies Göhr.

Teams & splits where known:

USA	Alice Brown, Diane Williams, Florence Griffith, Pam Marshall 10.11
GDR	Silke Gladisch, Cornelia Oschkenat, Kerstin Behrendt, Marlies Göhr 10.41
URS	Inna Slyusar, Natalya Pomoshchnikova, Natalya German, Olga Antonova

BUL	Ginka Zagorcheva, Aneliya Nuneva, Nadezhda Georgieva, Valya Demireva
FRG	Silke Knoll, Ulrike Sarvari, Andrea Thomas, Ute Thimm
CUB	Eusebia Riquelme, Aliuska López, Susana Armenteros, Liliana Allen
FRA	Françoise Leroux, Marie-Christine Cazier, Laurence Bily, Muriel Leroy
CAN	Angela Bailey, Angela Phipps, Angella Issajenko, Keturah Anderson

First round (First 3 & 2 fastest to final) (Sep 5)

Heat 1: 1, GDR 42.96; 2, FRG 43.32; 3, Bulgaria 43.50; (Non-qualifiers) 4, Nigeria 43.95; 5, Ghana 44.28; Brazil DNS; Canada (41.1) (43.30) (Qualified for final but disqualified in retrospect)

Teams:

GDR	Silke Gladisch, Cornelia Oschkenat, Kerstin Behrendt, Marlies Göhr
FRG	Silke Knoll, Ulrike Sarvari, Andrea Thomas, Ute Thimm
BUL	Ginka Zagorcheva, Aneliya Nuneva, Nadezhda Georgieva, Valya Demireva
NGR	Beatrice Utundu, Tina Iheagwam, Mary Onyali, Falilat Ogunkoya
GHA	Mercy Aduy, Dinah Yankey, Cynthia Quartey, Martha Appiah
BRA	Inês Ribeiro, Claudilea dos Santos, Sheila dos Santos, Cleide Amaral
CAN	Angela Bailey, Angela Phipps, Angella Issajenko DQ, Keturah Anderson

Heat 2: 1, United States 41.96; 2, USSR 42.47; 3, Cuba 43.53; 4, France 43.59; (Non-qualifiers) 5, Great Britain & NI 44.21; 6, Italy 44.49; 7, India 46.32

Teams:

USA	Alice Brown, Diane Williams, Florence Griffith, Pam Marshall
URS	Irina Silyusar, Natalya Pomochnikova, Natalya German, Olga Antonova
CUB	Eusebia Riquelme, Aliuska López, Susana Armenteros, Liliana Allen
FRA	Françoise Leroux, Marie-Christine Cazier, Laurence Bily, Muriel Leroy
GBR	Eleanor Cohen, Joan Baptiste, Wendy Hoyte, Paula Dunn
ITA	Rita Angotzi, Patrizia Lombardo, Annarita Balzani, Marisa Masullo
IND	Ashwini Nachappa, Vandana Shanbag, Sany Joseph, Vandana Rao

Tokyo 1991**Final (Sep 1)**

1, ¹⁵¹ Jamaica	41.94
2, ¹⁶¹ USSR	42.20
3, ¹³¹ Germany	42.33
4, ¹⁴¹ Nigeria	42.77
5, ¹²¹ France	43.34
6, ¹⁸¹ Cuba	43.75
7, ¹⁷¹ Italy	43.76
8, ¹¹¹ Australia	43.79

The United States' chequered record in this event continued when their baton was dropped on the first changeover in the heats. This meant that the great Evelyn Ashford missed her final chance for a World Championship medal. The title went to a country which had more than its fair share of relay troubles in the past – Jamaica.

Germany – after an easy 41.91 in the heats – were favourites to win the final. Breuer and Krabbe gave their team an expected lead. They lost some of this on the third leg, but their hopes of winning vanished when anchor runner Heike Drechsler started too early. She had to slow down and look round to collect the baton before the end of the zone. In the process, she lost the advantage she needed over the USSR and Jamaica. Privalova hit the front, only to be passed by the long-striding Ottey. After her disappointment in the individual events, this was one of the most popular victories in Tokyo.

Teams:

JAM	Dahlia Duhaney, Juliet Cuthbert, Beverley McDonald, Merlene Ottey
URS	Natalya Kovtun, Galina Malchugina, Yelena Vinogradova, Irina Privalova
GER	Grit Breuer, Katrin Krabbe, Sabine Richter, Heike Drechsler
NGR	Beatrice Utundu, Rufina Ubah, Christy Opara-Thompson, Mary Onyali
FRA	Laurence Bily, Maguy Nestoret, Valérie Jean-Charles, Marie-José Pérec
CUB	Eusebia Riquelme, Aliuska López, Julia Duporty, Liliana Allen
ITA	Marisa Masullo, Donatella Dal Bianco, Daniela Ferrari, Rossella Tarolo
AUS	Monique Dunstan, Kathy Sambell, Melissa Moore, Kerry Johnson

First round (First 3 & 2 fastest to final) (Aug 31)

Heat 1: 1, Jamaica 42.63; 2, Nigeria 42.72; 3, USSR 42.78; 4, France 43.05; 5, Australia 43.34; (Non-qualifiers) 6, Great Britain & NI 43.43; 7, Bulgaria 44.17

Teams:

JAM	Dahlia Duhaney, Juliet Cuthbert, Beverley McDonald, Merlene Frazer
NGR	Beatrice Utundu, Rufina Ubah, Christy Opara-Thompson, Mary Onyali
URS	Natalya Kovtun, Galina Malchugina, Yelena Vinogradova, Irina Privalova
FRA	Laurence Bily, Maguy Nestoret, Valérie Jean-Charles, Marie-José Pérec
AUS	Monique Dunstan, Kathy Sambell, Melissa Moore, Kerry Johnson
GBR	Stephanie Douglas, Beverly Kinch, Simone Jacobs, Paula Thomas
BUL	Petya Pendareva, Tsvetanka Ilieva, Nadezhda Georgieva, Valya Demireva Valova

Heat 2: 1, Germany 41.91; 2, Cuba 43.31; 3, Italy 43.71; (Non-qualifiers) 4, Finland 43.73; 5, Spain 44.08; 6, Japan 44.85; United States DNF

Teams:

GER	Grit Breuer, Katrin Krabbe, Sabine Richter, Heike Drechsler
CUB	Eusebia Riquelme, Aliuska López, Julia Duporty, Liliana Allen
ITA	Marisa Masullo, Donatella Dal Bianco, Daniela Ferrari, Rossella Tarolo
FIN	Maeja Tennivaara, Sisko Hanhijoki, Sanna Hernesniemi, Miina Pailinainen
ESP	Patricia Morales, Cristina Castro, Carmen Garcia, Sandra Myers
JPN	Noriko Masaki, Kazuo Kakinuma, Toshie Kitada, Ayako Nomura
USA	Carlette Guidry, Esther Jones, Dannelle Toney, Evelyn Ashford

Stuttgart 1993**Final (Aug 22)**

1, ¹⁴¹ Russia	41.49
2, ¹³¹ United States	41.49
3, ¹⁵¹ Jamaica	41.94
4, ¹¹¹ France	42.67
5, ¹⁶¹ Germany	42.79
6, ¹⁸¹ Cuba	42.89
7, ¹⁷¹ Finland	43.37
8, ¹²¹ Great Britain & NI	43.86

Gail Devers was involved in a photo-finish yet again, but this time her faded dip was not enough to take gold. The Russian team, including three 200m finalists, led with the United States and Jamaica for the first half of the race. The Jamaicans fell back on the third leg while the leading two teams handed over together. The anchor leg brought Devers (lane 3) against Privalova (lane 4). Devers looked as if she might sprint clear, but the Russian refused to be beaten.

Just as in the individual final, the slow-motion replays and photo-finish displays did not identify the winner. Russia were eventually confirmed as the champions. "I was so nervous over the last 20m I shut my eyes," said Privalova. "I didn't know we had won and it seemed like hours rather than minutes before the result was announced."

In third place, Jamaica duplicated their winning time from Tokyo and Merlene Ottey won her 10th world championship medal.

Teams & splits where known:

RUS	Olga Bogoslovskaya, Galina Malchugina, Natalya Voronova, Irina Privalova 9.89
USA	Michelle Finn, Gwen Torrence, Wendy Vereen, Gail Devers 9.86
JAM	Michelle Freeman, Juliet Campbell, Nicole Mitchell, Merlene Ottey
FRA	Patricia Girard, Odiah Sidibé, Valérie Jean-Charles, Marie-José Pérec
GER	Andrea Philipp, Bettina Zipp, Silke Knoll, Melanie Paschke
CUB	Miriam Ferrer, Aliuska López, Julia Deporty, Liliana Allen
FIN	Anu Pirttimaa, Sisko Hanhijoki, Sanna Hernesniemi, Marja Salmela
GBR	Marcia Richardson, Beverly Kinch, Simone Jacobs, Paula Thomas

First round (First 3 & 2 fastest to final) (Aug 21)

Heat 1: 1, United States 42.34; 2, Jamaica 42.40; 3, Germany 42.81; 4, Finland 43.63; (Non-qualifiers) 5, Chinese Taipei 44.59; 6, Thailand 44.85

Teams:

USA	Michelle Finn, Sheila Echols, Wendy Vereen, Gail Devers
JAM	Michelle Freeman, Dahlia Duhaney, Nicole Mitchell, Juliet Campbell
GER	Andrea Philipp, Bettina Zipp, Silke Knoll, Melanie Paschke
FIN	Anu Pirttimaa, Sisko Hanhijoki, Sanna Hernesniemi, Marja Salmela
TPE	Kao Yu-Chuen, Chen Shu-Chen, Hsu Pei-Chin, Wang Hui-Chen
THA	Naprat Suangprue, Dokjun Dokdung, Ratjai Stripet, Kwuanfha Inchareon

Heat 2: 1, Russia 42.39; 2, France 43.31; 3, Cuba 43.48; 4, Great Britain & NI 43.65; (Non-qualifier) 5, Canada 44.36

Teams:

RUS	Olga Bogoslovskaya, Galina Malchugina, Natalya Voronova, Marina Trandenkova
FRA	Patricia Girard, Odiah Sidibé, Valérie Jean-Charles, Marie-José Pérec
CUB	Miriam Ferrer, Idalmis Bonne, Julia Duporty, Liliana Allen
GBR	Marcia Richardson, Beverly Kinch, Simone Jacobs, Paula Thomas
CAN	Camille Noel, Stacey Bowen, Sonia Paquette, Donaldia Duprey

Gothenburg 1995**Final (Aug 13)**

1, ¹⁵¹ United States	42.12
2, ¹⁶¹ Jamaica	42.25
3, ¹⁷¹ Germany	43.01
4, ¹²¹ Bahamas	43.14

5, ¹³¹ France	43.35
6, ¹¹¹ Finland	44.46
7, ¹⁸¹ Colombia	44.61
¹⁴¹ Russia	DNF

This event was given an extra edge after Torrence's 200m disqualification, from which Ottey was the main beneficiary. The two would each run the anchor leg.

It was Germany who got the best start. The USA and Jamaica had excellent third legs and both Ottey and Torrence received their batons simultaneously. The USA had the sharper exchange, giving Torrence an advantage which she held despite a determined effort by Ottey. The Jamaican's silver was a record 13th World Championship medal.

"We are a great team despite the fact that we couldn't practise very much," said Torrence.

Teams:

USA	Celena Mondie-Milner, Carlette Guidry, Chryste Gaines, Gwen Torrence
JAM	Dahlia Duhaney, Juliet Cuthbert, Beverly McDonald, Merlene Ottey
GER	Melanie Paschke, Silke Lichtenhagen, Silke Knoll, Gabriele Becker
BAH	Eldece Clarke, Debbie Ferguson, Savatheda Fynes, Pauline Davis
FRA	Odile Singa, Frédérique Bangué, Patricia Girard, Delphine Combe
FIN	Jutta Kemila, Sanna Hernesniemi, Heidi Suomi, Heli Koivula
COL	Elia Mera, Felipa Palacios, Patricia Rodríguez, Mirtha Brock
RUS	Natalya Voronova, Galina Malchugina, Marina Trandenkova, Yekaterina Leshchova

First round (First 3 & 2 fastest to final) (Aug 12)

Heat 1: 1, United States 42.44; 2, France 42.56; 3, Bahamas 42.74; 4, Finland 43.71; (Non-qualifiers) 5, Chinese Taipei 45.18; Cuba & Cameroon DQ (r170.7)

Teams:

USA	Celena Mondie-Milner, Carlette Guidry, Chryste Gaines, D'Andre Hill
FRA	Odile Singa, Frédérique Bangué, Patricia Girard, Delphine Combe
BAH	Eldece Clarke, Debbie Ferguson, Savatheda Fynes, Pauline Davis
FIN	Jutta Kemila, Sanna Hernesniemi, Heidi Suomi, Heli Koivula
TPE	Hsu Pei-Chin, Liu Shu-Hua, Chen Shu-Chen, Wang Hwei-Chen
CUB	Iralia Echevarria, Aliuska López, Virgen Benavides, Lilianna Allen
CMR	Léonie Mani, Georgette Nkoma, Agnès Egbé, Sylvie Mballa Eloundou

Heat 2: 1, Jamaica 42.36; 2, Russia 42.49; 3, Germany 42.83; 4, Colombia 43.42; (Non-qualifiers) 5, Great Britain & NI 43.90; Italy ITA DNF

Teams:

JAM	Michelle Freeman, Dahlia Duhaney, Beverly McDonald, Merlene Ottey
RUS	Natalya Voronova, Galina Malchugina, Marina Trandenkova, Yekaterina Leshchova
GER	Melanie Paschke, Silke Lichtenhagen, Silke Knoll, Gabriele Becker
COL	Elia Mera, Felipa Palacios, Patricia Rodríguez, Mirtha Brock
GBR	Marcia Richardson, Catherine Murphy, Simone Jacobs, Paula Thomas
ITA	Carla Tuzzi, Rossella Farina, Laura Ardissona, Manuela Levorato

Athens 1997

Final (Aug 9)

1, ¹⁵¹ United States	41.47
2, ¹⁶¹ Jamaica	42.10
3, ¹⁴¹ France	42.21
4, ¹⁷¹ Germany	42.44
5, ¹³¹ Russia	42.50
6, ¹⁸¹ Bahamas	42.77
7, ¹¹¹ Nigeria	43.27
8, ¹²¹ PR of China	43.32

The fastest ever heat time of 41.52 by the Americans suggested the GDR's 1985 world record of 41.37 would be in danger in the final, but the squad had to be content with victory in history's second quickest time of 41.47. Anchored by Devers in 9.86 for her flying 100, the USA won by a good six metres over an Ottey-less Jamaica with France (sans Pérec) setting a national record in third place. The most disappointed team must have been that from Bahamas; their winning heat time of 42.19 would have sufficed for a medal but a bungled baton change put them down to sixth in the final.

Teams:

USA	Chryste Gaines, Marion Jones, Inger Miller, Gail Devers 9.86
JAM	Beverly McDonald, Merlene Frazer, Juliet Cuthbert, Beverly Grant
FRA	Patricia Girard, Christine Arron, Delphine Combe, Sylviane Félix
GER	Melanie Paschke, Esther Möller, Birgit Rockmeier, Andrea Philipp
RUS	Olga Povtaryova, Galina Malchugina, Marina Trandenkova, Yekaterina Leshchova
BAH	Eldece Clarke, Savatheda Fynes, Debbie Ferguson, Pauline Davis

NGR	Beatrice Otundu-Okoye, Endurance Ojokolo, Angie Atede, Falilat Ogunkoya
CHN	Pei Fang, Yan Jiansui, Liu Xiaomei, Li Xuemei

First round (First 3 & 2 fastest to final) (Aug 8)

Heat 1: 1, United States 41.52; 2, France 42.53; 3, Nigeria 43.00; (Non-qualifiers) 4, Greece 43.15; 5, Australia 43.21; 6, Brazil 43.89; 7, Italy 44.16; Ukraine DQ (r170.7) (43.87)

Teams:

USA	Chryste Gaines, Marion Jones, Inger Miller, Gail Devers
FRA	Frédérique Bangué, Christine Arron, Delphine Combe, Sylviane Félix
NGR	Beatrice Otundu-Okoye, Endurance Ojokolo, Angie Atede, Chioma Ajunwa
GRE	Maria Tsoni, Katerina Köffa, Marina Vasarmidou, Katerina Thánou
AUS	Nova Peris-Kneebone, Laura Hewitt, Melamide Gainsford-Taylor, Cathy Freeman
BRA	Rita Gomes, Kátia dos Santos, Cleide Amaral, Lucimar de Moura
UKR	Elena Sordelli, Giada Gallina, Manuela Grylo, Manuela Levorato
ITA	Oksana Guskova, Viktoriya Fomenko, Irina Pukha, Anzhela Kravchenko

Heat 2: 1, Bahamas 42.19; 2, Jamaica 42.31; 3, Germany 42.51; 4, Russia 42.69; 5, PR of China 42.92; (Non-qualifiers) 6, Colombia 43.51; 7, Finland 44.08; 8, Japan 44.56

Teams:

BAH	Eldece Clarke, Savatheda Fynes, Debbie Ferguson, Pauline Davis
JAM	Beverly McDonald, Merlene Frazer, Juliet Cuthbert, Beverly Grant
GER	Melanie Paschke, Esther Möller, Birgit Rockmeier, Andrea Philipp
RUS	Olga Povtaryova, Galina Malchugina, Marina Trandenkova, Yekaterina Leshchova
CHN	Pei Fang, Yan Jiansui, Liu Xiaomei, Li Xuemei
COL	Sandra Borrero, Felipa Palacios, Patricia Rodríguez, Mirtha Brock
FIN	Sanna Koivisto, Johanna Manninen, Sanna Hernesniemi, Anu Pirttimaa
JPN	Hideko Kijiyama, Kaori Yoshida, Toshie Iwamoto, Motoka Arai

Seville 1999

Final (Aug 29)

1, ¹³¹ Bahamas	41.92
2, ¹⁵¹ France	42.06
3, ¹⁶¹ Jamaica	42.15
4, ¹⁴¹ United States	42.30
5, ¹²¹ Germany	42.63
6, ¹⁸¹ Canada	43.39
7, ¹⁷¹ Poland	43.51
8, ¹¹¹ Great Britain & NI	43.52

Even with Miller and Devers taking the last two legs, the USA (deprived of the injured Jones) were out of the medals as the Bahamian quartette, including Pauline Davis in her seventh World Championships, sped around for a Commonwealth record of 41.92, a time bettered only by the GDR, USA and Russia – and that by a nation of little more than quarter of a million people. Thanks to a storming last leg by Arron, France snatched second place ahead of Jamaica, for whom McDonald won a medal for the fourth time at this event. The Canadian team was led off by Angela Bailey (37), a double sprint finalist at the inaugural 1983 World Championships.

Teams:

BAH	Savatheda Fynes, Chandra Sturupp, Pauline Davis, Debbie Ferguson
FRA	Patricia Girard, Muriel Hurtis, Katia Benth, Christine Arron
JAM	Aleen Bailey, Merlene Frazer, Beverly McDonald, Peta-Gaye Dowdie
USA	Cheryl Taplin, Nanceen Perry, Inger Miller, Gail Devers
GER	Andrea Philipp, Gabriele Rockmeier, Esther Möller, Marion Wagner
CAN	Angela Bailey, Philomina Mensah, Tamara Perry, Martha Adusei
POL	Zuzanna Radecka, Irena Szajdler, Monika Borejza, Joanna Nielacna
GBR	Marcia Richardson, Shani Anderson, Christine Bloomfield, Joice Maduaka

First round (First 2 & 2 fastest to final) (Aug 28)

Heat 1: 1, United States 42.28; 2, Jamaica 42.36; 3, Great Britain & NI 43.31; (Non-qualifiers) 4, Finland 43.86; 5, South Africa 44.35; 6, Greece 44.68; 7, Cameroon 45.37

Teams:

USA	Cheryl Taplin, Nanceen Perry, Inger Miller, Gail Devers
JAM	Aleen Bailey, Merlene Frazer, Beverly McDonald, Peta-Gaye Dowdie
GBR	Marcia Richardson, Shani Anderson, Christine Bloomfield, Joice Maduaka
FIN	Petra Söderström, Sanna Kyllönen, Johanna Manninen, Heidi Hannula
RSA	Charlene Lawrence, Heide Seyerling, Leanie van der Walt, Wendy Hartman
GRE	Voula Patoulidou, Katerina Köffa, Marina Vasarmidou, Katerina Thánou
CMR	Esther Mwondo, Myriam Mani, Anne Marie Moubi-Nkeng, Edwige Abena Fouda

Heat 2: 1, Bahamas 42.40; 2, Germany 42.74; 3, Canada 43.27; (Non-qualifiers) 4, Spain 45.14; Russia DNF; Puerto Rico DQ (r163.3)

Paris 2003

Teams:

BAH	Eldece Clarke, Chandra Sturupp, Pauline Davis, Savatheda Fynes
GER	Andrea Philipp, Gabriele Rockmeier, Esther Möller, Marion Wagner
CAN	Angela Bailey, Philomina Mensah, Tamara Perry, Martha Adusei
ESP	Carmen Blay, Julia Alba, Iglesias Arantxa, Cristina Sanz
RUS	Natalya Ignatova, Oksana Ekk, Irina Khabarova, Marina Trandenkova
PUR	Heysha Ortiz, Jennifer Caraballo, Zuleika Almodovar, Jessenia Rivera

Heat 3: 1, France 42.30; 2, Poland 43.73; (Non-qualifiers) 3, Ukraine 43.80; 4, Madagascar 44.36; 5, Japan 44.80; Nigeria DQ (r170.7)

Teams:

FRA	Katia Benth, Muriel Hurtis, Fabé Dia, Christine Arron
POL	Marzena Pawlak, Joanna Nielacna, Monika Borejza, Zuzanna Radecka
UKR	Irina Pukha, Anzhela Kravchenko, Oksana Guskova, Anzhelika Shevchuk
MAD	Lantoniana Mamalalanirina, Ony Paule Ratsumbazafy, Rosa Rakotzafy, Hanitirinaia Rakotondrabe
JPN	Toshie Kitada, Motoka Arai, Kaori Sakagami, Yvonne Kanazawa
NGR	Glory Alozie, Joan Uduak Ekah, Mercy Nku, Endurance Ojokolo

Edmonton 2001

Final (Aug 11)

1, ¹⁴¹ Germany	42.32
2, ¹³¹ France	42.39
3, ¹⁷¹ Jamaica	42.40
4, ¹⁵¹ Nigeria	42.52
5, ¹²¹ Great Britain & NI	42.60
6, ¹⁸¹ Greece	43.25
7, ¹¹¹ Russia	43.58
¹⁶¹ United States	DQ (r41.1) (41.71)

Marion Jones collected what would have been her fifth world gold with ease, because her three team-mates combined to give her a lead of three metres over the other anchor leg runners. The United States time of 41.71 was the world's fastest since Athens 1997. Germany took silver ahead of France, for whom Sidibé ran a storming anchor to overtake the Jamaicans. It was France's first medal of the week.

In 2004, the teams in places 2-8 all moved up one after US lead-off runner Kelli White admitted doping violations going back to 2000. Her team was disqualified and the golds were awarded to Germany at the Berlin Golden League of 2004. Three years later it was Jones's turn to admit to cheating. A third US team member – Chryste Gaines – was also found guilty of a doping offence though unlike the other two not at the actual time of the Edmonton World Championships.

Teams:

FRA	Melanie Paschke, Gabi Rockmeier, Birgit Rockmeier, Marion Wagner
GER	Sylvianne Félix, Frédérique Bangué, Muriel Hurtis, Odiah Sidibé
JAM	Juliet Campbell, Merlene Frazer, Beverly McDonald, Astia Walker
NGR	Chioma Ajunwa, Endurance Ojokolo, Mercy Nku, Mary Onyali
GBR	Marcia Richardson, Sarah Wilhelmy, Vernicha James, Abiodun Oyeptan
GRE	Yeoryia Koklóni, Efrosini Patsou, Olga Kaidatzí, Katerína Thánou
RUS	Natalya Ignatova, Irina Khabarova, Mariya Kislova, Larisa Kruglova
USA	Kelli White DQ (r40.8), Chryste Gaines, Inger Miller, Marion Jones DQ (r40.8)

First round (First 3 & 2 fastest to final) (Aug 11)

Heat 1: 1, Germany 42.92; 2, Nigeria 43.04; 3, Jamaica 43.09; 4, Greece 43.58; (non-qualifiers) 5, Sri Lanka 43.89; 6, Ivory Coast 44.05; 7, Canada 44.11

Teams:

GER	Melanie Paschke, Gabi Rockmeier, Birgit Rockmeier, Marion Wagner
NGR	Chioma Ajunwa, Endurance Ojokolo, Mercy Nku, Mary Onyali
JAM	Astia Walker, Merlene Frazer, Beverly McDonald, Elva Goulbourne
GRE	Yeoryia Koklóni, Efrosini Patsou, Olga Kaidatzí, Katerína Thánou
SRI	Susanthika Jayasinghe, Anoma Sooriyaarachchi, Nimmi De Zoysa, Damayanthi Darsha
CIV	Marie Gnahoré, Makaridja Sangonoko, Amandine Allou Affou, Louise Ayétotché
CAN	Tara Perry, Erica Witter, Esi Benyarku, Martha Adusei

Heat 2: 1, France 42.49; 2, United States 42.64; 3, Great Britain & NI 43.08; 4, Russia 43.28; (non-qualifiers) 5, Belgium 44.19; 6, Uzbekistan 45.99

Teams:

FRA	Sylvianne Félix, Frédérique Bangué, Muriel Hurtis, Odiah Sidibé
USA	Angela Williams, Chryste Gaines, Inger Miller, Torri Edwards
GBR	Marcia Richardson, Sarah Wilhelmy, Vernicha James, Abiodun Oyeptan
RUS	Natalya Ignatova, Irina Khabarova, Mariya Kislova, Larisa Kruglova
BEL	Nancy Callaerts, Kathleen De Caluwé, Elodie Ouédraogo, Kim Gevaert
UZB	Anna Kazakova, Guzeli Khubbiyeva, Lyudmila Dmitriadi, Lyubov Perepelova

Final (Aug 30)

1, ¹⁶¹ France	41.78
2, ¹³¹ United States	41.83
3, ¹⁴¹ Russia	42.66
4, ¹⁵¹ Ukraine	43.07
5, ¹⁸¹ Germany	43.27
6, ¹¹¹ Belgium	43.45
7, ¹²¹ Belarus	43.47
¹⁷¹ Jamaica	DNF

The first round previewed a titanic battle between the United States and France, whose teams each won with times of 42.03 and 42.04 respectively. Whereas the French were at full strength in their heat, the US had rested the original individual 100m gold and silver medallists, Kelli White and Torri Edwards. The plan had been to bring those two in for the final, but the prospect of disqualification was hanging over White because of her positive test for a stimulant after the individual 100m. Had she contested the relay, then her team's result would have been ultimately annulled following her later admission of drug-taking. Actually White withdrew herself from consideration, but the US team for the final was still strengthened by the insertion of Edwards on the anchor.

The draw put the USA in lane 4 with France in 6. The two teams were close throughout the race with neither making major mistakes. Edwards got the baton with a slight lead. French anchor Arron was a disappointed sixth/fifth in the individual final but was a renowned relay runner. To the crowd's delight she gradually caught then passed Edwards, giving France their second gold of the day just 20 minutes after that of long jumper Eunice Barber.

Teams:

FRA	Patricia Girard, Muriel Hurtis, Sylviane Félix, Christine Arron
USA	Angela Williams, Chryste Gaines, Inger Miller, Torri Edwards
RUS	Olga Fyodorova, Yuliya Tabakova, Marina Kislova, Larisa Kruglova
UKR	Tatyana Tkachik, Anzhela Kravchenko, Yelena Pastushenko, Oksana Kaydash
GER	Melanie Paschke, Marion Wagner, Sandra Möller, Katja Wakan
BEL	Kathleen de Caluwé, Audrey Rochtus, Elodie Ouédraogo, Kim Gevaert
BLR	Yuliya Nesterenko, Oksana Dragun, Yelena Nevmertzitskaya, Natalya Safronnikova
JAM	Vonette Dixon, Elva Goulbourne, Beverly McDonald, Brigitte Foster

First round (First 2 & 2 fastest to final) (Aug 29)

Heat 1: 1, United States 42.03; 2, Russia 42.62; 3, Belarus 43.11; (Non-qualifiers) 4, Greece 43.81; 5, Spain 44.08; 6, Ivory Coast 45.60

Teams:

USA	Angela Williams, Chryste Gaines, Inger Miller, Lauryn Williams
RUS	Olga Fyodorova, Yuliya Tabakova, Marina Kislova, Larisa Kruglova
BLR	Yuliya Nesterenko, Oksana Dragun, Yelena Nevmertzitskaya, Natalya Safronnikova
GRE	Yeoryia Koklóni, Magdalini Padelón, Marina Vasarmidou, Katerína Thánou
ESP	Carmen Blay, Belén Recio, Cristina Sanz, Glory Alozie
CIV	Matagari Diazasouba, Affoué Allou, Marie Gnahore, Louise Ayétotché

Heat 2: 1, Ukraine 43.26; 2, Belgium 43.36; (Non-qualifiers) 3, Bahamas 43.64; 4, Cuba 43.82; 5, Netherlands 43.96; 6, Australia 44.11

Teams:

UKR	Tatyana Tkachik, Anzhela Kravchenko, Yelena Pastushenko, Oksana Kaydash
BEL	Kathleen de Caluwé, Audrey Rochtus, Elodie Ouédraogo, Kim Gevaert
BAH	Tamicka Clarke, Savatheda Fynes, Debbie Ferguson, Shandria Brown
CUB	Dainely Pérez, Roxana Diaz, Virgen Benavides, Mileidy Lazo
NED	Joan van den Akker, Jacqueline Poelman, Pascal van Assendelft, Annemarie Kramer
AUS	Amy Harris, Sharon Cripps, Lauren Hewitt, Sally McLellan

Heat 3: 1, France 42.04; 2, Jamaica 43.05; 3, Germany 43.34; (Non-qualifiers) 4, Japan 44.57; 5, Uzbekistan 45.74; Sweden DNF; Slovenia DQ (r170.7) (44.81)

Teams:

FRA	Patricia Girard, Muriel Hurtis, Sylviane Félix, Christine Arron
JAM	Lacena Golding-Clarke, Elva Goulbourne, Beverly McDonald, Brigitte Foster
GER	Melanie Paschke, Marion Wagner, Sandra Möller, Katja Wakan
JPN	Tomoko Ishida, Ayumi Suzuki, Kaori Sakagami, Motoka Arai
UZB	Guzel Khubbiyeva, Lyudmila Dmitriadi, Anna Kazakova, Anastasiya Zhuravlyeva
SWE	Susanna Kallur, Carolina Klüft, Jenny Kallur, Jenny Ljunggren
SLO	Alenka Bikar, Kristina Zumer, Maja Nose, Merlene Ottey

Helsinki 2005**Final (Aug 13)**

1, ¹⁶¹	United States	41.78
2, ¹⁴¹	Jamaica	41.99
3, ¹⁵¹	Belarus	42.56
4, ¹³¹	France	42.85
5, ¹⁷¹	Brazil	42.99
6, ¹¹¹	Colombia	43.07
7, ¹⁸¹	Nigeria	43.25
8, ¹²¹	Poland	43.49

The United States were the fastest in the heats, clocking 42.16 in the first heat with the Bahamian team failing to finish after Chandra Sturupp was accidentally knocked over while waiting for the baton at the start of the backstraight. France edged Jamaica in the second race and Belarus won the final heat in 42.80, where Russia messed up their final baton change and did not finish.

Using the same squad in the final, the United States team was led off by Daigle, who ran even with Nesterenko, and a metre ahead of Jamaica. Lee then held Simpson, with Belarus losing ground. Barber extended the US lead to 3m, and 100m winner Lauryl Williams took the US team to a 2m win, as Veronica Campbell gained a metre on the last leg. Belarus held on to third place, as Christine Arron closed quickly to take the slow-starting French team from sixth to fourth on the anchor leg. Barber became only the second athlete to win gold in both relays, the other being Gwen Torrence in 1993. Allyson Felix was to follow soon. The winning time was identical to that of 2003.

Teams:

USA	Angela Daigle, Muna Lee, Me'Lisa Barber, Lauryl Williams
JAM	Danielle Browning, Sherone Simpson, Aleen Bailey, Veronica Campbell
BLR	Yuliya Nesterenko, Natalya Sologub, Yelena Nevmerzhtskaya, Oksana Dragun
FRA	Patricia Buval, Lina Jacques-Sebastien, Fabé Dia, Christine Arron
BRA	Raquel da Costa, Lucimar de Moura, Tathiana Regina Ignácio, Luciana dos Santos
COL	Melisa Murillo, Felipa Palacios, Darlenis Obregón, Norma González
NGR	Gloria Kemasuode, Endurance Ojokolo, Damola Osayomi, Mercy Nku
POL	Iwona Dorobisz, Daria Onysko, Dorota Dydo, Iwona Brzezińska

First round (First 2 & 2 fastest to final) (Aug 12)

Heat 1: 1, United States 42.16; 2, Nigeria 43.53; (Non-qualifiers) 3, Sweden 43.67; 4, Great Britain & NI 43.83; Bahamas DNF; Netherlands DQ (r170.7)

Teams:

USA	Angela Daigle, Muna Lee, Me'Lisa Barber, Lauryl Williams
NGR	Gloria Kemasuode, Endurance Ojokolo, Damola Osayomi, Mercy Nku
SWE	Emma Frienas, Carolina Klüft, Jenny Kallur, Susanna Kallur
GBR	Emily Freeman, Emma Ania, Laura Turner, Katherine Endacott
BAH	Tamicka Clarke, Chandra Sturupp, Savatheda Fynes, Philippa Arnett-Willie
NED	Pascal van Assendelft, Jacqueline Poelman, Annemarie Kramer, Judith Baarssen

Heat 2: 1, France 42.86; 2, Jamaica 42.97; 3, Colombia 43.03; 4, Brazil 43.22; (Non-qualifier) 5, Italy 44.03

Teams:

FRA	Patricia Buval, Lina Jacques-Sebastien, Fabé Dia, Christine Arron
JAM	Danielle Browning, Sherone Simpson, Beverly McDonald, Aleen Bailey
COL	Melisa Murillo, Felipa Palacios, Darlenis Obregón, Norma González
BRA	Raquel da Costa, Lucimar de Moura, Tathiana Regina Ignácio, Luciana dos Santos
ITA	Elena Sordelli, Vincenza Cali, Manuela Grillo, Maria Aurora Salvagno
FIN	Iлона Ranta, Katja Salivaara, Sari Kesitalo, Heidi Hannula

Heat 3: 1, Belarus 42.80; 2, Poland 43.37; 3, Belgium 43.40; 4, Ukraine 43.62; 5, Japan 44.52; Russia DNF

Teams:

BLR	Yuliya Nesterenko, Natalya Sologub, Yelena Nevmerzhtskaya, Oksana Dragun
POL	Iwona Dorobisz, Daria Onysko, Dorota Dydo, Iwona Brzezińska
BEL	Katleen de Caluwe, Nancy Callaerts, Elodie Ouedraogo, Kim Gevaert
UKR	Iryna Kozhemyakina, Iryna Shepetyuk, Iryna Shtanhyeyeva, Yelena Pastushenko
JPN	Tomoko Ishida, Ayumi Suzuki, Yuka Sato, Sakie Nobuoka
RUS	Yekaterina Kondratyeva, Yuliya Gushchina, Irina Khabarova, Larisa Kruglova

Osaka 2007**Final (Sep 1)**

1, ¹⁴¹	United States	41.98
2, ¹⁷¹	Jamaica	42.01
3, ¹⁶¹	Belgium	42.75
4, ¹²¹	Great Britain & NI	42.87
5, ¹⁵¹	Russia	42.97
6, ¹⁸¹	Belarus	43.37
7, ¹³¹	Germany	43.51
8, ¹⁹¹	Poland	43.57

The top teams were evenly-matched on the first leg of the final, with Williams and Brooks both clocked in 11.05 by the Biomechanics Team of IAAF and JAAF. Felix opened up a gap of a metre on Stewart, and the US lead was increased on the third leg as Mikele Barber gained a further metre on Simone Facey. Edwards (10.21) held off Campbell (10.06) by half a metre, though Campbell was closing in rapidly on the American at the finish. Britain led the chasing group at the final exchange, but Gevaert took Belgium from sixth to third with a stirring anchor leg of 10.17.

Teams & splits where known:

USA	Lauryl Williams 11.05, Allyson Felix 10.28, Mikele Barber 10.44, Torri Edwards 10.21
JAM	Sheri-Ann Brooks 11.05, Kerron Stewart 10.38, Simone Facey 10.52, Veronica Campbell 10.06
BEL	Olivia Borlée 11.37, Hanna Mariën 10.71, Elodie Ouedraogo 10.50, Kim Gevaert 10.17
GBR	Laura Turner 11.13, Montell Douglas 10.70, Emily Freeman 10.55, Joice Maduaka 10.49
RUS	Yekaterina Grigorieva 11.20, Natalia Rusakova 10.72, Yuliya Gushchina 10.36, Yevgeniya Polyakova 10.69
BLR	Anastasia Shuliak, Natalya Safironnikova, Yelena Nevmerzhtskaya, Oksana Dragun
GER	Katja Wakan, Cathleen Tschirch, Johanna Kedzierski, Verena Sailer
POL	Marta Jeschke, Daria Korczyńska, Dorota Jędrusińska, Ewelina Klocek

First round (First 3 & 2 fastest to final) (Sep 1)

Heat 1: 1, Belgium 42.85; 2, Russia 42.90; 3, Belarus 43.16; (Non-qualifiers) 4, PR of China 43.39; 5, Finland 43.41; 6, Nigeria 43.58; 7, France 43.88; 8, Australia 43.91; 9, Brazil 44.64

Teams:

BEL	Olivia Borlée, Hanna Mariën, Elodie Ouedraogo, Kim Gevaert
RUS	Irina Khabarova, Natalia Rusakova, Yuliya Gushchina, Yevgeniya Polyakova
BLR	Anastasia Shuliak, Natalya Safironnikova, Yelena Nevmerzhtskaya, Oksana Dragun
CHN	Tao Yujia, Chen Jue, Jiang Lan, Qin Wangping
FIN	Heidi Hannula, Sari Kesitalo, Iлона Ranta, Johanna Manninen
NGR	Gloria Kemasuode, Endurance Ojokolo, Damola Osayomi, Franca Idoko
FRA	Carima Louami, Muriel Hurtis-Houairi, Fabienne Beret-Martinel, Christine Arron
USA	Sally McLellan, Melanie Kleeberg, Crystal Attenborough, Fiona Cullen
BRA	Tathiana Regina Ignácio, Lucimar de Moura, Thaissa Presti, Luciana dos Santos

Heat 2: 1, United States 42.24; 2, Jamaica 42.70; 3, Great Britain & NI 42.82; 4, Germany 43.17; 5, Poland 43.25; (Non-qualifiers) 6, Ghana 43.76; Cuba DQ (r163.2); Japan DQ (r170.7); Ukraine DNF

Teams:

USA	Carmelita Jeter, Michelle Lewis, Mikele Barber, Lauryl Williams
JAM	Sheri-Ann Brooks, Kerron Stewart, Simone Facey, Shelly-Ann Fraser
GBR	Laura Turner, Montell Douglas, Emily Freeman, Joice Maduaka
GER	Katja Wakan, Cathleen Tschirch, Johanna Kedzierski, Verena Sailer
POL	Marta Jeschke, Daria Korczyńska, Dorota Jędrusińska, Ewelina Klocek
GHA	Gifty Addy, Elizabeth Amoloh, Esther Dankwah, Vida Anim
CUB	Virgen Benavides, Roxana Diaz, Mileidis Lazo, Yenima Arencibia
JPN	Saori Kitakaze, Sakie Nobuoka, Mayumi Watanabe, Momoko Takahashi
UKR	Iryna Chebanu, Nataliya Pohrebnyak, Iryna Shtanhyeyeva, Iryna Shepetyuk

Berlin 2009**Final (Aug 22)**

1, ¹⁵¹	Jamaica	42.06
2, ¹³¹	Bahamas	42.29
3, ¹⁴¹	Germany	42.87
4, ¹⁸¹	Russia	43.00
5, ¹⁶¹	Brazil	43.13

6, ¹¹	Great Britain & NI	43.16
7, ¹²	Trinidad & Tobago	43.43
8, ¹⁷	Colombia	43.71

In the Beijing Olympics neither of the favoured teams, the USA and Jamaica had won a medal. The bad luck continued for the US despite having clocked 41.58 – the best time of the 21st century – two weeks earlier. This time, their third-leg woman Muna Lee suffered an unfortunate injury at the point of changeover.

The Jamaican squad – which controversially omitted Veronica Campbell-Brown – clocked a snappy 41.88 in the heats but were not as quick in the final though Facey was slightly ahead of the Bahamas at the first changeover. Fraser, the 100m winner, added a metre to the Jamaican lead ahead of Sturupp, and Bailey. Kerron Stewart began with a 2m lead which she maintained over Debbie Ferguson-McKenzie. Germany held off Russia and Brazil for the bronze medal.

Teams & splits (where known)

JAM	Simone Facey 11.70, Shelly-Ann Fraser 10.04, Aleen Bailey 10.49, Kerron Stewart 9.83
BAH	Sheniqua Ferguson 11.76, Chandra Sturupp 10.09, Christine Amertil 10.50, Debbie Ferguson-McKenzie 9.94
GER	Marion Wagner 11.84, Anne Möllinger 10.25, Cathleen Tschirch 10.52, Verena Sailer 10.26
RUS	Yevgeniya Polyakova, Aleksandra Fedoriva, Yulia Gushchina, Yuliya Chermoshanskaya
BRA	Rosemar Maria Neto, Lucimar de Moura, Thaisa Presti, Vanda Gomes
GBR	Laura Turner, Montell Douglas, Emily Freeman, Emma Ania
TTO	Reyare Thomas, Kelly-Ann Baptiste, Ayanna Hutchinson, Semoy Hackett
COL	Yomara Hinestroza, Felipa Palacios, Darlenis Obregón, Norma González

First round (First 2 & 2 fastest to final) (Aug 22)

Heat 1: 1, Jamaica 41.88; 2, Bahamas 42.66; 3, Trinidad & Tobago 43.22; (Non-qualifiers) 4, Ukraine 43.77; 5, Saint Kitts & Nevis 43.98; 6, Belgium 43.99

Teams & splits (where known)

JAM	Simone Facey 11.46, Shelly-Ann Fraser 10.05, Aleen Bailey 10.43, Kerron Stewart 9.94
BAH	Sheniqua Ferguson, Chandra Sturupp, Christine Amertil, Debbie Ferguson-McKenzie
TTO	Reyare Thomas, Kelly-Ann Baptiste, Ayanna Hutchinson, Semoy Hackett
URK	Yelena Chebanu, Nataliya Pohrebnyak, Mariya Ryemyen, Hrystyna Stuy
SKN	Tanika Liburd, Meritzer Williams, Tameka Williams, Virgil Hodge
BEL	Olivia Borlée, Hanna Mariën, Elodie Ouédraogo, Anne Zagre

Heat 2: 1, Germany 42.96; 2, Colombia 43.30; 3, Great Britain & NI 43.34; (Non-qualifiers) 4, Belarus 44.12; 5, Thailand 44.59; Nigeria DQ (r40.1) (46.54)

Teams

GER	Marion Wagner, Anne Möllinger, Cathleen Tschirch, Verena Sailer
COL	Yomara Hinestroza, Felipa Palacios, Darlenis Obregón, Norma González
GBR	Laura Turner, Montell Douglas, Emily Freeman, Emma Ania
BLR	Anna Bogdanovich, Oksana Dragun, Alena Kievich, Yuliya Nesterenko
THA	Sangwan Jaksunin, Orranut Klomdee, Jutamass Tawoncharoen, Jintara Seangdee
NGR	Toyin Augustus DQ (r40.1), Halimat Ismaila, Seun Adigun, Damola Osayomi

Heat 3: 1, Brazil 43.07; 2, Russia 43.18; (Non-qualifiers) 3, Poland 43.63; 4, Japan 44.24; United States DNF

Teams

BRA	Rosemar Maria Neto, Lucimar de Moura, Thaisa Presti, Vanda Gomes
RUS	Yevgeniya Polyakova, Aleksandra Fedoriva, Yulia Gushchina, Natalia Rusakova
POL	Iwona Ziolkowska, Marta Jeschke, Dorota Jędrusińska, Iwona Brzezinska
JPN	Chisato Fukushima, Momoko Takahashi, Mayumi Watanabe, Maki Wada
USA	Lauryn Williams, Alex Anderson, Muna Lee, Carmelita Jeter

Daegu 2011

Final (Sep 4)

1, ¹⁴¹	United States	41.56
2, ¹⁶¹	Jamaica	41.70
3, ¹⁸¹	Ukraine	42.51
4, ¹⁵¹	France	42.70
5, ¹¹¹	Russia	42.93
6, ¹⁷¹	Nigeria	42.93

7, ¹²¹	Brazil	43.10
¹³¹	Trinidad & Tobago	DQ (r41.1) (42.58)

Jamaica took an early lead with Fraser-Pryce, and the Jamaicans handed over a metre to the good. Felix gained slightly on Stewart, and a better changeover gave the US the advantage. Myers handed to Jeter with nearly 2m advantage over Campbell-Brown, and the 100m champion lost a small portion of that to finish in 41.56, the eighth-fastest ever. Behind them the Ukraine (42.51) were able to hold off Trinidad (42.58) for the bronze medal, though the latter were disqualified when a doping violation of Semoy Hackett was confirmed. This turned out to be just the third time in nine races in the 21st century that both Jamaica and the USA had legitimately finished in a global 4x100 metre championship. Felix collected a record eighth world gold medal (no other woman had more than five), and put her in second place on the list of all medals won with 10 after the 14 of Merlene Olton.

Teams:

USA	Bianca Knight, Allyson Felix, Marshvet Hooker, Carmelita Jeter
JAM	Shelly-Ann Fraser-Pryce, Kerron Stewart, Sherone Simpson, Veronica Campbell-Brown
UKR	Olesya Povh, Nataliya Pogrebnyak, Mariya Ryemyen, Hrystyna Stuy
FRA	Myriam Soumaré, Céline Distel, Lina Jacques-Sébastien, Véronique Mang
RUS	Yulia Gushchina, Natalia Rusakova, Yyelizaveta Savlinis, Aleksandra Fedoriva
NGR	Gloria Asumnu, Damola Osayomi, Agnes Osazuwa, Blessing Okagbare
BRA	Ana Cláudia Silva, Vanda Gomes, Francieli Krasucki, Rosângela Santos
TTO	Kai Selvon, Kelly-Ann Baptiste, Semoy Hackett DQ (r40.8), Michelle-Lee Ahye

First round (First 2 & 2 fastest to final) (Sep 4)

Heat 1: 1, Jamaica 42.23; 2, France 42.60; 3, Brazil 42.92; (Non-qualifiers) 4, Colombia 43.53; 5, Japan 43.83; 6, Spain 46.24; PR of China DQ (r162.7)

Teams:

JAM	Shelly-Ann Fraser-Pryce, Kerron Stewart, Sherone Simpson, Jura Levy
FRA	Myriam Soumaré, Céline Distel, Lina Jacques-Sébastien, Véronique Mang
BRA	Ana Cláudia Silva, Vanda Gomes, Francieli Krasucki, Rosângela Santos
COL	Yomara Hinestroza, Maria Alejandra Idrobo, Darlenis Obregón, Norma González
JPN	Nao Okabe, Momoko Takahashi, Chisato Fukushima, Saori Imai
ESP	Plácida Martínez, Amparo Cotán, Concepción Montaner, Ruth Beitia
CHN	Wei Yongli, Liang Qiuping, Jiang Lan, Tao Yujia

Heat 2: 1, Ukraine 42.63; 2, Russia 42.78; (Non-qualifiers) 3, Australia 43.79; 4, Great Britain & NI 43.95; 5, Korea 46.14; Poland DNF; Trinidad & Tobago DQ (r41.1) (42.50) (Qualified for final but disqualified in retrospect)

Teams:

UKR	Olesya Povh, Nataliya Pogrebnyak, Mariya Ryemyen, Hrystyna Stuy
RUS	Yulia Gushchina, Natalia Rusakova, Yyelizaveta Savlinis, Aleksandra Fedoriva
AUS	Hayley Butler, Melissa Breen, Charlotte Van Veenendaal, Sally Pearson
GBR	Tiffany Porter, Anyika Onuora, Laura Turner, Jeanette Kwakye
KOR	Eom Ji-Su, Kim So-yeon, Lee Sun-Ae, Park So-yeon
POL	Anna Kiełbasińska, Marika Popowicz, Marta Jeschke, Agnieszka Ligjeba
TTO	Kai Selvon, Kelly-Ann Baptiste, Semoy Hackett DQ (r40.8), Michelle-Lee Ahye

Heat 3: 1, United States 41.94; 2, Nigeria 42.74; (Non-qualifiers) 3, Netherlands 43.44; 4, Switzerland 44.04; 5, Belarus 44.38; 6, Bahamas 50.62; Germany DNF

Teams:

USA	Bianca Knight, Shalonda Solomon, Marshvet Hooker, Alexandria Anderson
NGR	Gloria Asumnu, Damola Osayomi, Agnes Osazuwa, Blessing Okagbare
NED	Kadene Vassel, Dafne Schippers, Anouk Hagen, Jamile Samuel
SUI	Clélia Reuse, Jacqueline Gasser, Ellen Sprunger, Léa Sprunger
BLR	Anna Bogdanovich, Yuliya Balykina, Alena Neumiarzhitskaya, Hanna Liapeshka
BAH	Sheniqua Ferguson, Nivea Smith, Anthonique Strachan, Debbie Ferguson-McKenzie
GER	Yasmin Kwadwo, Anne Cibis, Cathleen Tschirch, Marion Wagner

Moscow 2013

Final (Aug 18)

1, ¹⁶¹	Jamaica	41.29
2, ¹⁵¹	United States	42.75

3, 131	Great Britain & NI	42.87
4, 111	Germany	42.90
5, 121	Russia	42.93
6, 171	Canada	43.28
141	France	DQ (r170.7) (42.73)
181	Brazil	DNF

The heats saw the possibility of a titanic battle with Jamaica taking the first race in 41.87, followed by the USA, who won the second heat in 41.82. Second in those heats were France (42.25) and Brazil (42.29). Of the four teams, only one would have an unsullied race in the final two hours later. Over the first two legs Jamaica and USA had a great battle, with Russell for Jamaica leading Tarmoh, and then Anderson coming back at Stewart after a poor Jamaican baton pass. The race was lost by the USA on the second changeover, when Gardner had to virtually stop to receive the baton after starting far too soon. Jamaica were already 10m down the track when the US baton pass was completed, and with Fraser-Pryce on the last leg, the gold medal was a Jamaican certainty.

The USA were in sixth place at the last changeover, but fought their way to third, which became second when – after having received silver medals – France were belatedly disqualified after a zone infringement at the second changeover. Britain were promoted from fourth to bronze, meaning that their lead-off runner Dina Asher-Smith (17) became the third youngest-ever World Championship medallist after Sally Barsosio (1993 women's 10,000m) and Darrel Brown (2001 men's 4x100m relay).

Teams

JAM	Carrie Russell, Kerron Stewart, Schillonie Calvert, Shelly-Ann Fraser-Pryce
USA	Jeneba Tarmoh, Alex Anderson, English Gardner, Octavious Freeman
GBR	Dina Asher-Smith, Ashleigh Nelson, Annabelle Lewis, Hayley Jones
GER	Yasmin Kwadwo, Inna Weit, Tatjana Pinto, Verena Sailer
RUS	Olga Belkina, Natalya Rusakova, Yelizaveta Savlinis, Yelena Bolsun
CAN	Crystal Emmanuel, Kimberley Hyacinthe, Shai Davis, Kamica Bingham
FRA	Céline Distel-Bonnet, Ayodélé Ikuesan, Myriam Soumaré, Stella Akakpo
BRA	Evelyn dos Santos, Ana Cláudia Silva, Franciela Krasucki, Vanda Gomes

First round (First 2 & 2 fastest to final) (Aug 18)

Heat 1: 1, Jamaica 41.87; 2, France 42.25; 3, Germany 42.65; (Non-qualifiers) 4, Netherlands 43.26; 5, Dominican Republic 43.28; Nigeria DQ (r170.7) (47.94)

Teams

JAM	Carrie Russell, Kerron Stewart, Schillonie Calvert, Sheri-Ann Brooks
FRA	Céline Distel-Bonnet, Ayodélé Ikuesan, Myriam Soumaré, Stella Akakpo
GER	Yasmin Kwadwo, Inna Weit, Tatjana Pinto, Verena Sailer
NED	Kadene Vassel, Dafne Schippers, Madiea Ghafoor, Jamile Samuel
DOM	Mariely Sánchez, Fani Chala, Marleni Mejia, Margarita Manzueta
NGR	Peace Uko Alphonsus, Patience Okon, Stephanie Kalu, Regina George

Heat 2: 1, Great Britain & NI 42.75; 2, Canada 42.99; (Non-qualifiers) 3,

Switzerland 43.21; 4, Italy 44.05; Bahamas DQ (r163.3a) (42.72); Ukraine DQ (r40.1) (43.12)

Teams

GBR	Dina Asher-Smith, Ashleigh Nelson, Annabelle Lewis, Hayley Jones
CAN	Crystal Emmanuel, Kimberley Hyacinthe, Shai Davis, Kamica Bingham
SUI	Mujinga Kambundji, Marisa Lavanchy, Ellen Sprunger, Léa Sprunger
ITA	Audrey Aloh, Marzia Caravelli, Ilenia Draisci, Martina Amidei
UKR	Olesya Povh, Nataliya Pohrebnyak, Mariya Rymeyen, Yelizaveta Bryzgina
BAH	Sheniqua Ferguson, Shaunae Miller, Cache Armbrister, Debbie Ferguson McKenzie

Heat 3: 1, United States 41.82; 2, Brazil 42.29; 3, Russia 42.94; (non-qualifiers) 4, Trinidad & Tobago 43.01; 5, Poland 43.18; 6, Colombia 43.65; 7, PR of China 44.22

Teams

USA	Jeneba Tarmoh, Alex Anderson, English Gardner, Octavious Freeman
BRA	Evelyn dos Santos, Ana Cláudia Silva, Franciela Krasucki, Rosângela Santos
RUS	Olga Belkina, Natalya Rusakova, Yelizaveta Savlinis, Yelena Bolsun
TTO	Kamaria Durant, Michelle-Lee Ahyee, Reyare Thomas, Kai Selvon
POL	Marika Popowicz, Weronika Wedler, Ewelina Ptak, Marta Jeschke
COL	Yomara Hinestroza, Alejandra Idrovo, Darlens Obregón, Eliacet Palacios
CHN	Tao Yujia, Li Meijuan, Liang Xiaojing, Wei Yongli

4 x 100 METRES RELAY

Multiple Medallists:

6	Beverly McDonald	JAM	91-1, 95-2, 97-2, 99-3, 01-3, 05-2h2
4	Juliet Cuthbert	JAM	83-3, 91-1, 95-2, 97-2
	Merlene Ottey	JAM	83-3, 91-1, 93-3, 95-2
	Merlene Frazer	JAM	91-1h1, 97-2, 99-3, 01-3
	Kerron Stewart	JAM	07-2, 09-1, 11-2, 13-1
	Shelly-Ann Fraser-Pryce	JAM	07-2h2, 09-1, 11-2, 13-1
3	Dahlia Duhaney	JAM	91-1, 93-2h1, 95-2
	Chryste Gaines	USA	95-1, 97-1, 03-2
	Christine Arron	FRA	97-3, 99-2, 03-1
	Sylviane Félix	FRA	97-3, 01-2, 03-1
	Patricia Lénou/Girard	FRA	97-3, 99-2, 03-1
	Aleen Bailey	JAM	99-3, 05-2, 09-1
	Muriel Hurtis	FRA	99-2, 01-2, 03-1
	Lauryl Williams	USA	03-1h1, 05-1, 07-1
2	Veronica Campbell/Brown	JAM	05-2, 07-2, 11-2
	22 women		

Most Finals:

6	McDonald	91-1, 95-2, 97-2, 99-3, 01-3, 03-dnf
---	----------	--------------------------------------

Most Appearances:

7	McDonald	91-1, 95-2, 97-2, 99-3, 01-3, 03-dnf/final, 05-2h2
	Debbie Ferguson/McKenzie	95-4, 97-6, 99-1, 03-3h2, 09-2, 11-6h3, 13-1q/h2

National Placings:

	1	2	3	4	5	6	7	8	Points
JAM	3	5	4	-	-	-	-	-	83
USA	6	3	-	1	-	-	-	-	74
GER	2	1	3	2	4	-	1	-	69
FRA	1	2	1	3	2	-	2	-	55
RUS	1	-	1	1	4	-	1	-	37
GBR	-	1	1	1	1	1	-	2	27
BAH	1	1	-	1	-	1	-	-	23
NGR	-	-	-	2	-	1	2	-	17
URS	-	1	1	-	-	1	-	-	16
UKR	-	-	1	1	-	-	-	-	11
BLR	-	-	1	-	-	1	1	-	11
BUL	-	-	-	2	-	-	-	-	10
BRA	-	-	-	-	2	-	1	-	10
CAN	-	-	-	-	1	2	-	-	10
BEL	-	-	1	-	-	1	-	-	9
CUB	-	-	-	-	-	3	-	-	9
COL	-	-	-	-	-	1	1	1	6
FIN	-	-	-	-	-	1	1	-	5
POL	-	-	-	-	-	-	1	2	4
GRE	-	-	-	-	-	-	1	-	3
ITA	-	-	-	-	-	-	1	-	2
TTO	-	-	-	-	-	-	-	1	2
AUS	-	-	-	-	-	-	-	1	1
CHN	-	-	-	-	-	-	-	1	1
TCH	-	-	-	-	-	-	-	1	1
Totals	14	14	14	14	14	14	13	8	496

4 x 400 Metres Relay

Helsinki 1983

Final (Aug 14)

1,	GDR	3:19.73
2,	Czechoslovakia	3:20.32
3,	USSR	3:21.16
4,	Canada	3:27.41
5,	United States	3:27.57
6,	FRG	3:29.43
7,	Bulgaria	3:30.36
8,	Romania	3:35.61

A third Helsinki gold medal for Jarmila Kratochvílová looked a distinct possibility, especially as the GDR would apparently be without Marita Koch, who had not raced at 400m all year.

Czechoslovakia, the GDR and the USSR dominated the final from start to finish. By putting individual silver medallist Kocembová on the first leg, the Czechs expected to get a big lead and this they managed when a terrific 48.93 split gave her team an advantage of 15m. The two Czech "weak links", Matejkovičová and Moravčíková, followed.

Matejkovičová lost all that advantage on the second leg as the GDR, through Sabine Busch, moved ahead. Then came the GDR's masterstroke: the unexpected insertion of Koch on stage three.

Less than three hours after taking the 200m title, Koch sped away from the opposition to open up a 25m gap with a split of 48.55. Some of this ground was, however, lost on the final changeover. Rübsum started a little early and Koch had to lunge three times before the baton was successfully passed. The USSR were now a clear second.

The GDR's lead proved too much for Kratochvílová, who nevertheless moved into second place with a brilliant 47.75. The winning time was the fourth quickest ever, and might well have been a world record had it not been for the fumble on the last exchange.

"That last race was the hardest," said Koch. "I could feel every one of the 11 races I had already run."

Teams & splits:

GDR	Kerstin Walther 50.95, Sabine Busch 49.45, Marita Koch 48.55, Dagmar Rübsum 50.78
TCH	Taťána Kocembová 48.93, Milena Matejkovičová 52.13, Zuzana Moravčíková 51.51, Jarmila Kratochvílová 47.75
URS	Yelena Korban 51.51, Marina Ivanova 49.84, Irina Baskakova 50.38, Mariya Pinigina 49.79
CAN	Charmaine Crooks 51.95, Jillian Richardson 51.95, Molly Killingbeck 52.43, Marita Payne 51.08
USA	Roberta Belle 53.63, Easter Gabriel 52.08, Rosalyn Bryant 51.41, Denean Howard 50.45
FRG	Rita Daimer 54.40, Ute Thimm 51.62, Gisela Gottwald 52.78, Gaby Bussmann 50.63
BUL	Svobodka Damyanova 53.85, Rositsa Stamenova 51.24, Katya Ilieva 52.87, Galina Penkova 52.40
ROU	Iulia Radu 54.14, Daniela Matei 53.13, Cristeana Cojocar 53.86, Elena Lina 54.48

First round (First 3 & 2 fastest to final) (Aug 13)

Heat 1: 1, United States 3:26.82; 2, Canada 3:27.21; 3, Czechoslovakia 3:27.60; 4, FRG 3:29.70; 5, Romania 3:30.96 (All qualified)

Teams & splits:

USA	Roberta Belle 52.52, Easter Gabriel 52.50, Rosalyn Bryant 50.69, Denean Howard 51.11
CAN	Charmaine Crooks 51.45, Jillian Richardson 53.20, Molly Killingbeck 50.82, Marita Payne 51.74
TCH	Milena Matejkovičová 53.32, Zuzana Moravčíková 52.10, Taťána Kocembová 50.24, Jarmila Kratochvílová 51.94
FRG	Rita Daimer 52.82, Ute Thimm 53.10, Gisela Gottwald 52.54, Gaby Bussmann 51.24
ROU	Iulia Radu 53.38, Daniela Matei 52.37, Cristeana Cojocar 51.93, Elena Lina 53.28

Heat 2: 1, USSR 3:28.77; 2, GDR 3:29.05; 3, Bulgaria 3:31.11; (Non-qualifiers) 4, Jamaica 3:34.17; 5, Puerto Rico 3:42.79

Teams & splits:

URS	Yelena Korban 50.85, Marina Ivanova 51.10, Irina Baskakova 52.17, Mariya Pinigina 54.65
GDR	Kerstin Walther 52.40, Udine Bremer 51.57, Ellen Fiedler 51.73, Sabine Busch 53.35
BUL	Svobodka Damyanova 53.61, Rositsa Stamenova 51.66, Katya Ilieva 52.42, Galina Penkova 53.42
JAM	Cathy Rattray 52.80, Ovrill Brown 52.66, Jacqueline Pusey 53.14, Grace Jackson 55.57
PUR	Madeline de Jesús 54.03, Vilma Paris 55.87, Margaret de Jesús 56.27, Nilsa Paris 56.62

Rome 1987

Final (Sep 6)

1,	GDR	3:18.63
2,	USSR	3:19.50
3,	United States	3:21.04
4,	Canada	3:24.11
5,	FRG	3:24.94
6,	Jamaica	3:27.51
7,	France	3:27.60
8,	Bulgaria	3:30.24

Sabine Busch claimed her third World Championship gold medal when she comfortably held off individual champion Olga Bryzgina on the anchor leg.

The GDR looked vulnerable without Marita Koch and were only fifth after the first changeover. However, Emmelmann's stint of 49.1 followed by Müller's 48.64 gave Busch a 15m advantage at the last changeover. The United States were an isolated third.

Teams & splits:

GDR	Dagmar Neubauer 51.4, Kirsten Emmelmann 49.1, Petra Müller 48.64, Sabine Busch 49.48
URS	Aelita Yurchenko 51.2, Olga V. Nazarova 50.2, Mariya Pinigina 49.09, Olga Bryzgina 49.03
USA	Diane Dixon 50.9, Denean Howard 50.3, Valerie Brisco 49.97, Lillie Leatherwood 49.86
CAN	Charmaine Crooks 51.0, Molly Killingbeck 51.5, Marita Payne 51.02, Jillian Richardson 50.59
FRG	Ute Thimm 50.85, Helga Arendt 52.9, Gudrun Abt 50.86, Gisela Kinzel 50.58
JAM	Cathy Rattray 51.8, Sandra Farmer 52.6, Ilrey Oliver 51.78, Sandie Richards 51.31
FRA	Nathalie Simon, Nadine Debois, Hélène Huart 51.53, Fabienne Fischer 51.23
BUL	Tsvetanka Ilieva 51.6, Rositsa Stamenova 52.7, Pepa Pavlova 53.78, Yuliana Marinova 52.19

First round (First 3 & 2 fastest to final) (Sep 5)

Heat 1: 1, USSR 3:20.75; 2, United States 3:22.32; 3, Canada 3:24.50; 4, France 3:27.76; (Non-qualifiers) 5, Cuba 3:29.78; 6, Kenya 3:30.16; 7, Brazil 3:30.91; 8, India 3:31.55

Teams & splits where known:

URS	Aelita Yurchenko 50.43, Olga V. Nazarova 50.42, Mariya Pinigina 49.80, Olga Bryzgina 50.10
USA	Diane Dixon, Denean Howard, Valerie Brisco, Lillie Leatherwood
CAN	Charmaine Crooks, Molly Killingbeck, Marita Payne, Jillian Richardson
FRA	Nathalie Simon, Nadine Debois, Hélène Huart, Fabienne Fischer
CUB	Esther Petitón, Odalis Hernández, Tania Fernández, Ana Quirot 49.9
KEN	Geraldine Shitandayi, Florence Wanjiru, Esther Kavaya, Francisca Chepkurui
BRA	Suzete Montalvão, Maria Fialho Bortolucci, Soraya Telles, Maria Figueiredo
IND	Vandana Shanbag, Vandana Rao, Shiny Abraham, PT Usha

Heat 2: 1, GDR 3:22.97; 2, Bulgaria 3:25.85; 3, FRG 3:26.75; 4, Jamaica 3:27.13; (Non-qualifiers) 5, Hungary 3:31.56; 6, Italy 3:31.72; 7, Spain 3:32.01; 8, Ireland 3:32.56

Teams & splits where known:

GDR	Kirsten Emmelmann, Dagmar Neubauer, Cornelia Ulrich, Petra Müller 49.2
BUL	Malena Andonova, Rositsa Stamenova, Pepa Pavlova, Yuliana Marinova
FRG	Karin Lix, Helga Arendt, Gudrun Abt, Gisela Kinzel
JAM	Cathy Rattray 52.13, Sandie Richards, Sandra Farmer, Ilrey Oliver
HUN	Erzsebet Szabó, Erika Szopori, Noemi Bátor, Judit Forgács
ITA	Rossana Morabito, Cosetta Campana, Nevìa Pistrino, Erica Rossi
ESP	Rosa Colorado, Cristina Pérez, Montserrat Pujol, Blanca Lacambra
IRL	Carroll Walsh, Barbara Johnson, Patricia Walsh, Patricia Amond

Tokyo 1991

Final (Sep 1)

1,	USSR	3:18.43
2,	United States	3:20.15
3,	Germany	3:21.25
4,	Great Britain & NI	3:22.01
5,	Nigeria	3:24.45
6,	Canada	3:27.42
7,	Spain	3:27.57
8,	Hungary	3:29.07

The United States opened up a big lead on the first leg but were reeled in by the Soviet Union. Thanks to a sub-49 leg by Olga V. Nazarova, Bryzgina – the reigning Olympic Champion – took over level with Lillie Leatherwood on the anchor leg. The American proved to be no match for Bryzgina, who won her third (and the USSR's final) World Championship gold.

Germany's bronze medal was due to the inclusion of double sprint champion Krabbe on the second leg. She clocked 49.8 to bring her team up from sixth to third. They lost this place temporarily to Great Britain before Breuer produced the fastest split of the day on the anchor leg.

Teams & splits:

URS	Tatyana Ledovskaya 51.7, Lyudmila Dzhaligova 49.2, Olga V. Nazarova 48.87, Olga Bryzgina 48.67
USA	Rochelle Stevens 50.8, Diane Dixon 49.7, Jearl Miles 49.24, Lillie Leatherwood 50.38
GER	Uta Rohlfender 52.0, Katrin Krabbe 49.8, Christine Wachtel 50.76, Grit Breuer 48.65

GBR	Lorraine Hanson 51.8, Phylis Smith 51.0, Sally Gunnell 49.46, Linda Keough 49.71
NGR	Fatima Yusuf 51.57, Mary Onyali 51.63, Airat Bakare 51.28, Charity Opara 49.97
CAN	Rosie Edeh 51.9, Karen Clarke 52.1, Cheryl Allen 52.51, Charmaine Crooks 50.89
ESP	Julia Merino 52.2, Blanca Lacambra 52.0, Sandra Myers 50.85, Gregoria Ferrer 52.56
HUN	Edít Molnár 54.0, Ágnes Kozáry 51.4, Noémi Bátori 51.76, Judit Forgács 51.87

First round (First 3 & 2 fastest to final) (Aug 31)

Heat 1: 1, United States 3:24.92; 2, Germany 3:25.93; 3, Canada 3:27.15; 4, Hungary 3:28.38; (Non-qualifiers) 5, Switzerland 3:30.32; 6, Norway 3:32.76

Teams:

USA	Rochelle Stevens, Diane Dixon, Natasha Kaiser, Lillie Leatherwood
GER	Uta Rohländer, Annet Hesselbarth, Christine Wachtel, Kathrin Schreiber
CAN	Rosie Edeh, Karen Clarke, Cheryl Allen, Charmaine Crooks
HUN	Edít Molnár, Ágnes Kozáry, Noémi Bátori, Judit Forgács
SUI	Kathrin Luthi, Regula Scalabrin, Martha Grossenbacher, Anita Protti
NOR	Trine Rugsveen, Lisbeth Petersen, Mona Karin Riisnes, Solvi Olsen

Heat 2: 1, USSR 3:23.38; 2, Great Britain & NI 3:23.89; 3, Nigeria 3:26.29; 4, Spain 3:29.12; (Non-qualifiers) 5, Cuba 3:31.43; 6, Japan 3:35.82; 7, India 3:38.54

Teams:

URS	Anna Chuprina, Lyudmila Dzhaligalova, Tatyana Alekseyeva, Olga V. Nazarova
GBR	Lorraine Hanson, Phylis Smith, Sally Gunnell, Linda Keough
NGR	Charity Opara, Airat Bakare, Omotayo Akinremi, Fatima Yusuf
ESP	Blanca Lacambra, Julia Merino, Esther Lahoz, Sandra Myers
CUB	Lencya Montelíer, Odalmis Limonta, Nery McLeon, Ana Quirot
JPN	Yumiko Tokuda, Masayo Kitagawa, Ryoko Sato, Keiko Amano
IND	Ashwini Nachappa, Alphonsa Rayen, Sylvina Cecil Pais, Saramma Kutty

(Split times for heats not taken)

Stuttgart 1993

Final (Aug 22)

1,	United States	3:16.71
2,	Russia	3:18.38
3,	Great Britain & NI	3:23.41
4,	Jamaica	3:23.83
5,	Germany	3:25.49
6,	France	3:27.08
7,	Czech Republic	3:27.94
8,	Switzerland	3:28.52

The 500m stagger often hides the quickest runners on the first leg of a 4x400m relay. Not so this time because sprint star Gwen Torrence produced the astonishing time of 49.0 to give the United States a huge lead. With the individual 400m gold and silver medalists to follow, the USA were never in danger of being caught, even though another sprint specialist, Irina Privalova, ran 48.47 for Russia on the anchor.

Teams & splits:

USA	Gwen Torrence 49.0, Maicel Malone 49.4, Natasha Kaiser-Brown 49.48, Jearl Miles 48.78
RUS	Yelena Ruzina 50.8, Tatyana Alekseyeva 49.3, Margarita Ponomaryova 49.78, Irina Privalova 48.47
GBR	Linda Keough 52.1, Phylis Smith 50.0, Tracy Goddard 51.44, Sally Gunnell 49.90
JAM	Deon Hemmings 51.1, Inez Turner 51.1, Juliet Campbell 51.47, Sandie Richards 50.16
GER	Heike Meissner 51.69, Sandra Seuser 51.59, Anja Rucker 50.77, Linda Kisabaka 51.44
FRA	Elsa Devassoigne 53.0, Evelyne Elien 51.5, Francine Landre 51.13, Marie-Louise Bévis 51.50
TCH	Nadezda Kostovalová 52.2, Helena Džurová 52.4, Hana Benesová 52.53, Ludmila Formanová 50.92
SUI	Helen Burkart 53.4, Regula Zürcher-Scalabrin 50.8, Marquita Brillante 52.48, Kathrin Luthi 51.74

First round (First 3 & 2 fastest to final) (Aug 21)

Heat 1: 1, Jamaica 3:23.82; 2, Russia 3:24.67; 3, Czech Republic 3:29.25; 4, Switzerland 3:29.67; (Non-qualifiers) 5, Ukraine 3:30.57; Cuba DNF; Canada DNS

Teams & splits:

JAM	Beverly Grant 51.6, Inez Turner 50.6, Deon Hemmings 50.61, Sandie Richards 51.01
RUS	Yelena Golesheva 51.1, Yelena Ruzina 50.8, Vera Sychugova 51.82, Tatyana Alekseyeva 50.98
TCH	Nadezda Kostovalová 52.2, Helena Džurová 53.5, Hana Benesová 52.53, Ludmila Formanová 51.02
SUI	Marquita Brillante 55.1, Regula Zürcher-Scalabrin 51.2, Helen Burkart 52.75, Kathrin Luthi 50.62

UKR	Olga Lisakova 53.4, Aelita Yurchenko 51.4, Yelena Nasonkina 51.80, Yelena Storchevaya 53.81
CUB	Lencya Montelíer 52.0 (dropped baton), Julia Duporty, Idalmis Bonne, Odalmis Limonta
CAN	No declaration

Heat 2: 1, United States 3:24.08; 2, Great Britain & NI 3:27.04; 3, Germany 3:27.44; 4, France 3:28.62; (Non-qualifiers); 5, Nigeria 3:33.12; 6, Portugal 3:34.76; 7, Spain 3:38.61

Teams & splits:

USA	Terrí Dendý 51.6, Michelle Collins 50.9, Maicel Malone 50.00, Natasha Kaiser-Brown 51.41
GBR	Linda Keough 52.7, Phylis Smith 50.8, Tracy Goddard 52.00, Sally Gunnell 51.60
GER	Heike Meissner 52.1, Sandra Seuser 52.2, Anja Rucker 51.01, Linda Kisabaka 52.15
FRA	Elsa Devassoigne 54.0, Evelyne Elien 51.8, Francine Landre 51.74, Marie-Louise Bévis 51.13
NGR	Omolade Akinremi 54.0, Omotayo Akinremi 52.1, Bisi Afolabi 53.19, Emily Odoemenam 53.81
POR	Marta Moreira 54.3, Elsa Amaral 53.1, Cristina Regalo 53.44, Natalia Moura 53.88
ESP	Blanca Lacambra 55.22, Esther Lahoz 53.50, Yolanda Reyes 55.11, Miriam Alonso 54.78

Gothenburg 1995

Final (Aug 13)

1,	United States	3:22.39
2,	Russia	3:23.98
3,	Australia	3:25.88
4,	Germany	3:26.10
5,	Great Britain & NI	3:26.89
6,	Nigeria	3:27.85
7,	Cuba	3:29.27
	Jamaica	DQ (r163.3) (3:23.76)

There had been some debate behind the scenes about the composition of the US relay team. Gwen Torrence and hurdle stars Kim Batten and Tonja Buford were being considered by the coaching staff, but the main relay squad rejected this proposal.

In the event, the US won easily. Britain led at the first changeover before Russia and the USA moved quickly. On both the second and third legs, the Russian runner started clearly before fading and succumbing to their US rivals. A 49.56 anchor by Miles secured the US victory. Hurdles medalist Hemmings overtook the Russian anchor to finish second for Jamaica.

The second fastest split of the race was 49.57 by Cathy Freeman, who brought Australia from a distant sixth to fourth, then third when Jamaica were disqualified for a lane infringement.

Teams & splits:

USA	Kim Graham 51.1, Rochelle Stevens 50.7, Camara Jones 51.01, Jearl Miles 49.56
RUS	Tatyana Chebykina 51.1, Svetlana Goncharenko 51.2, Yuliya Sotnikova 51.25, Yelena Andreyeva 50.44
AUS	Lee Naylor 52.6 estimate, Renee Poetschka 51.9 estimate, Melina Gainsford 51.82, Cathy Freeman 49.57
GER	Karin Janke 52.1, Silke Knoll 50.7, Linda Kisabaka 51.09, Uta Rohlander 52.24
GBR	Melanie Neef 51.0, Stephanie Llewellyn 52.1, Lorraine Hanson 52.21, Georgina Oladapo 51.59
NGR	Olabisi Afolabi 51.9, Fallilat Ogunkoya 51.7, Lade Akinremi 53.49, Fatima Yusuf 50.72
CUB	Surella Morales 52.42, Nancy McLeon 51.91, Idalmis Bonne 52.69, Julia Duporty 52.25
JAM	Revoli Campbell 51.5, Merlene Frazer 51.4, Sandie Richards 50.49, Deon Hemmings 50.35

First round (First 3 & 2 fastest to final) (Aug 12)

Heat 1: 1, Russia 3:22.24; 2, Australia 3:26.08; 3, Cuba 3:26.32; (Non-qualifiers) 4, Ukraine 3:26.43; 5, France 3:27.11; 6, Spain 3:31.71; Colombia COL DNF

Teams & splits:

RUS	Tatyana Chebykina 51.0, Svetlana Goncharenko 50.5, Tatyana Zakharova 50.62, Yelena Andreyeva 50.09
AUS	Lee Naylor 52.4, Renee Poetschka 51.0, Melinda Gainsford 51.90, Cathy Freeman 50.76
CUB	Surella Morales 51.8, Nancy McLeon 51.3, Idalmis Bonne 52.26, Julia Duporty 50.97
UKR	Viktoriya Fomenko 52.5, Olga Moroz 51.4, Irina Lenskaya 52.22, Yelena Rurak 50.28
FRA	Marie-Louise Bévis 53.4, Viviane Dorsile 52.1, Evelyne Elien 51.30, Marie-José Pérec 50.30

ESP	Esther Lahoz 54.2, Sandra Myers 50.7, Mariam Bravo 54.47, Yolanda Reyes 52.38
COL	Patricia Rodríguez DNF, Elia Manuela Mera, Mirtha Brock, Norfalia Carabali

Heat 2: 1, United States 3:23.29; 2, Jamaica 3:23.71; 3, Germany 3:23.84; 4, Nigeria 3:25.42; 5, Great Britain & NI 3:25.50; (Non-qualifiers) 6, Czech Republic 3:26.27; 7, Italy 3:30.88

Teams & splits:

USA	Kim Graham 51.5, Rochelle Stevens 50.1, Nicole Green 51.49, Camara Jones 50.21
JAM	Claudine Williams 51.6, Merlene Frazer 51.9, Revoli Campbell 50.00, Sandie Richards 50.21
GER	Linda Kisabaka 52.0, Karin Janke 51.0, Sandra Kuschmann 50.68, Uta Röhländer 50.18
NGR	Faillat Ogunkoya 51.8, Olabisi Afolabi 50.9, Lade Akinremi 53.17, Fatima Yusuf 49.59
GBR	Melanie Neef 51.7, Stephanie Llewellyn 51.4, Lorraine Hanson 51.71, Georgina Oladapo 50.67
CZE	Nadezda Kostovalová 52.6, Hana Benesová 51.6, Ludmila Formanová 50.76, Helena Fuchsová 51.34
ITA	Francesca Carbone 53.3, Patrizia Spuri 52.1, Danielle Perpoli 53.39, Virna De Angeli 52.10

Athens 1997**Final (Aug 10)**

1, Germany	3:20.92
2, United States	3:21.03
3, Jamaica	3:21.30
4, Russia	3:21.57
5, Czech Republic	3:23.73
6, Great Britain & NI	3:26.27
7, Nigeria	3:30.04
8, Italy	3:30.63

Races don't come much more exciting than this one as four teams were still in contention at the last change-over. As the runners entered the final straight it was Alekseyeva of Russia leading from Richards of Jamaica, Miles-Clark of USA and Breuer of Germany. Based on form in the individual 400m it looked as though Richards (2nd) and Miles-Clark (3rd) would fight it out, as indeed they did, but for silver. It was Breuer, only fourth in the 400m but always a notch better in relays, who dug deepest. She powered past a struggling Alekseyeva on the inside and stole a march on the other two to complete her leg in 48.69. Having been suspended at the time of the last two editions, these were her first World Championships since, as a junior, she finished second in the 400m in 1991. Miles-Clark ran her anchor in 49.19 and Richards 49.45.

Teams & splits:

GER	Anke Feller 51.7, Uta Röhländer 50.2, Anja Rücker 50.38, Grit Breuer 48.69
USA	Maicel Malone 51.2, Kim Graham 50.2, Kim Batten 50.51, Jearl Miles-Clark 49.19
JAM	Inez Turner 52.4, Lorraine Graham 49.9, Deon Hemmings 49.58, Sandie Richards 49.45
RUS	Tatyana Chebykina 51.2, Olga Kotlyarova 49.8, Yekaterina Kulikova 50.43, Tatyana Alekseyeva 50.17
CZE	Nadezda Kostovalová 52.0, Ludmila Formanová 51.7, Hana Benesová 50.21, Helena Fuchsová 49.83
GBR	Allison Curbishley 51.5, Michelle Pierre 51.6, Michelle Thomas 52.27, Donna Fraser 50.95
NGR	Olabisi Afolabi 51.30, Fatima Yusuf 54.20, Doris Jacob 52.74, Faillat Ogunkoya 51.80
ITA	Patrizia Spuri 52.4, Francesca Carbone 52.1, Carla Barbarino 54.16, Virna De Angeli 51.96

First round (First 3 & 2 fastest to final) (Aug 9)

Heat 1: 1, Germany 3:24.70; 2, Czech Republic 3:25.11; 3, Great Britain & NI 3:25.78; 4, Nigeria 3:27.94; (Non-qualifiers) 5, Hungary 3:35.56

Teams & splits:

GER	Anke Feller 52.7, Uta Röhländer 50.0, Anja Rücker 51.76, Grit Breuer 50.29
CZE	Nadezda Kostovalová 52.0, Hana Benesová 50.7, Ludmila Formanová 51.61, Helena Fuchsová 50.82
GBR	Allison Curbishley 51.3, Michelle Pierre 51.9, Michelle Thomas 52.24, Donna Fraser 50.39
NGR	Doris Jacob 53.2, Olabisi Afolabi 50.6, Saidat Onanuga 52.27, Faillat Ogunkoya 51.87
HUN	Annamária Bori 54.4, Bárbára Pétrahn 52.8, Alice Kun 55.41, Judit Szekeres 53.03

Heat 2: 1, United States 3:25.37; 2, Jamaica 3:25.53; 3, Russia 3:25.83; 4, Italy 3:30.34; (Non-qualifiers) 5, Greece 3:37.14

Teams & splits:

USA	Michelle Collins 51.2, Kim Graham 51.0, Natasha Kaiser-Brown 52.14, Maicel Malone 51.08
JAM	Nadia Graham 52.3, Lorraine Graham 50.8, Inez Turner 51.87, Sandie Richards 50.58
RUS	Tatyana Chebykina 51.8, Yuliya Tarasenko 51.0, Yekaterina Kulikova 51.39, Olga Kotlyarova 51.68
ITA	Danielle Perpoli 54.3, Patrizia Spuri 51.6, Francesca Carbone 51.70, Virna De Angeli 52.75
GRE	Hrsoula Goudenoudi 55.4, Maria Pahatouridou 53.6, Hristina Panagou 53.73, Marina Vasarmidou 54.44

Seville 1999**Final (Aug 29)**

1, Russia	3:21.98
2, United States	3:22.09
3, Germany	3:22.43
4, Czech Republic	3:23.82
5, Jamaica	3:24.83
6, Australia	3:28.04
7, Cuba	3:29.19
8, Italy	3:29.56

The USA led narrowly from Russia for the first two legs thanks to Reid and Malone-Wallace, but Kotlyarova took the Russians into a four metre lead on the third stage and Nazarova, with a very mature run, just held off Miles-Clark on the anchor. Rücker and Breuer (with the race's fastest split of 49.04) on the final two legs hoisted Germany into third place, only a stride or two behind the leading duo. The highly rated Nigerians did not show up for their heat.

Teams & splits:

RUS	Tatyana Chebykina 51.5, Svetlana Goncharenko 50.0, Olga Kotlyarova 50.28, Natalya Nazarova 50.17
USA	Suziann Reid 51.4, Maicel Malone-Wallace 49.9, Michele Collins 50.99, Jearl Miles-Clark 49.83
GER	Anke Feller 52.2, Uta Röhländer 51.6, Anja Rücker 49.58, Grit Breuer 49.04
CZE	Jitka Burianová 51.9, Hana Benesová 51.6, Ludmila Formanová 50.52, Helena Fuchsová 49.84
JAM	Beverly Grant 53.6, Lorraine Graham 49.6, Claudine Williams 51.07, Deon Hemmings 50.54
AUS	Tania Van Heer 51.70, Lee Naylor 51.13, Susan Andrews 51.48, Cathy Freeman 53.73
CUB	Julia Duporty 53.4, Zulia Calatayú 52.0, Yupalis Diaz 52.43, Idalmis Bonne 51.33
ITA	Virna De Angeli 53.3, Patrizia Spuri 51.8, Francesca Carbone 52.58, Monica Niederstätter 51.90

First round (First 2 & 2 fastest to final) (Aug 28)

Heat 1: 1, Russia 3:24.51; 2, Australia 3:27.31; 3, Cuba 3:27.54; (Non-qualifiers) 4, Canada 3:28.47; 5, Senegal 3:30.99; 6, Spain 3:36.28

Teams & splits:

RUS	Natalya Sharova 52.0, Yekaterina Bakhtvalova 50.2, Tatyana Chebykina 51.51, Svetlana Goncharenko 50.78
AUS	Tamsyn Lewis 53.3, Lee Naylor 50.6, Susan Andrews 52.01, Cathy Freeman 51.44
CUB	Julia Duporty 53.3, Zulia Calatayú 51.3, Yupalis Diaz 52.00, Idalmis Bonne 50.97
CAN	Karlene Haughton 53.1, LaDonna Antoine 51.8, Candice Jones 51.86, Foy Williams 51.72
SEN	Aida Diop 53.0, Tacko Diouf 51.5, Aminata Diouf 55.69, Amy Mbacke Thiam 50.81
ESP	Elena Corcotes 54.0, Yolanda Reyes 54.8, Miriam Bravo 54.26, Lisette Ferri 53.26

Heat 2: 1, Germany 3:24.80; 2, Czech Republic 3:25.58; 3, Jamaica 3:27.78; (Non-qualifiers) 4, Great Britain & NI 3:27.99; 5, Cameroon 3:33.51; Liberia DQ (r41.1) (3:55.30)

Teams & splits:

GER	Anke Feller 51.9, Uta Röhländer 51.3, Anja Knippel 50.37, Anja Rücker 51.20
CZE	Jitka Burianová 51.7, Hana Benesová 51.2, Ludmila Formanová 50.82, Helena Fuchsová 51.85
JAM	Beverly Grant 52.8, Charmaine Howell 51.9, Tracey Barnes 52.70, Claudine Williams 50.39
GBR	Donna Fraser 51.8, Helen Frost 52.5, Michelle Thomas 52.49, Sinead Dudgeon 51.22
CMR	Mireille Nguimou 53.0, Myriam Mani 51.8, Stephanie Nicole Zanga 55.19, Claudine Komgang 53.52
LBR	Jocelyn Harris 61.3, Grace Dinkins 55.6, Joetta Dweh 59.03, Hannah Cooper DQ (r40.1) (59.38)

Heat 3: 1, United States 3:25.10; 2, Italy 3:31.67; (Non-qualifiers) 3, Barbados 3:34.37; 4, India 3:36.54; Nigeria DNS

Teams & splits:

USA	Suziann Reid 51.7, Maicel Malone-Wallace 50.7, Andrea Anderson 51.69, Michelle Collins 51.00
ITA	Danielle Perpoli 54.2, Patrizia Spuri 52.1, Monica Niederstatter 53.07, Virna de Angeli 52.26
BAR	Andrea Blackett 53.3, Melissa Straker 53.1, Lucy-Ann Richards 53.83, Joanne Durant 54.15
IND	M K Asha 55.8, Beenamol Kalayathum 53.1, Rosa Kutty 53.36, Jincy Philip 54.32
NGR	Falilat Ogunkoya, Charity Opara, Olabisi Afolabi, Mabel Madojemu

Edmonton 2001

Final (Aug 12)

1,	Jamaica	3:20.65
2,	Germany	3:21.97
3,	Russia	3:24.92
4,	United States	3:26.88
5,	Great Britain & NI	3:26.94
6,	France	3:27.54
7,	Poland	3:27.78
8,	Canada	3:27.93

Jamaica, a country with a share of bad luck in World Championship and Olympic relays, benefited from a terrible mistake by the United States anchor runner. The race started well for the USA when Miles-Clark – seeking a fifth successive world relay medal – opened up with a 50.2 first leg. Hennagan moved further away with a 49.7 on the second leg, and Collins held a 10m advantage over Parris, halfway through the third stage. Parris herself was 10m up on the Germans, and the Jamaican then closed slightly on Collins.

The US anchor runner Suzianne Reid would have wanted a cushion over her Jamaican counterpart, who was the World and Olympic silver medallist Lorriane Fenton. Collins delivered a 7m advantage, then suddenly Fenton emerged as the clear leader on the first bend. The Unfortunate Reid had received the baton safely, but then dropped it when passing it from her left to her right hand. It bounced behind her onto the infield and by the time she retrieved it, 40m and a certain medal had been lost. Jamaica went on to win in a Commonwealth record of 3:20.65. Observers felt that without the dropped baton, there would have been a great race between Fenton and Reid. A month later at the Goodwill Games in Brisbane, the same teams clashed again with the US defeating Jamaica 3:24.63 to 3:24.87.

Teams & splits

JAM	Sandie Richards 50.9, Catherine Scott 50.1, Debbie-Ann Parris 49.70, Lorriane Fenton 49.95
GER	Florence Ekpo-Umoh 51.7, Shanta Ghosh 50.0, Claudia Marx 50.61, Grit Breuer 49.65
RUS	Irina Rosikhina 52.6, Yuliya Nosova 50.6, Anastasiya Kapachinskaya 51.11, Olesya Zykina 50.56
USA	Jearl Miles-Clark 50.2, Monique Hennagan 49.7, Michele Collins 49.96, Suziann Reid 57.01 (dropped baton)
GBR	Lee McConnell 52.2, Helen Frost 51.1, Natasha Danvers 51.97, Catherine Murphy 51.65
FRA	Francine Landre 51.8, Anita Mormand 51.9, Sylvanie Morandais 51.97, Marie-Louise Bévis 51.84
POL	Aleksandra Pieluzek 53.2, Grażyna Prokopek 50.8, Aneta Lemiesz 52.05, Malgorzata Pskit 51.74
CAN	Foy Williams 52.33, Samantha George 51.38, Danielle Kot 52.83, LaDonna Antoine 51.39

First round (First 3 & 2 fastest to final) (Aug 11)

Heat 1: 1, United States 3:21.97; 2, Jamaica 3:24.87; 3, Canada 3:25.68; 4, France 3:26.92; 5, Poland 3:27.37; (non-qualifiers) 6, Cuba 3:28.68; 7, Puerto Rico 3:30.81

Teams & splits:

USA	Demetria Washington 50.3, Michele Collins 50.3, Mikele Barber 50.98, Suziann Reid 50.39
JAM	Michelle Burgher 52.5, Catherine Scott 50.5, Deon Hemmings 51.49, Sandie Richards 50.42
CAN	Foy Williams 51.5, Samantha George 51.8, Danielle Kot 51.47, LaDonna Antoine 50.91
FRA	Francine Landre 52.0, Anita Mormand 51.3, Sylvanie Morandais 52.27, Marie-Louise Bévis 51.41
POL	Aleksandra Pieluzek 52.7, Grażyna Prokopek 50.7, Aneta Lemiesz 51.97, Malgorzata Pskit 52.01
CUB	Yudalis Diaz 53.3, Julia Duporty 50.5, Lisvania Grenot 53.22, Daimi Pernia 51.63

PUR Miltza Castro 53.5, Yvonne Harrison 50.8, Sandra Moya 53.34, Yamelis Ortiz 53.14

Heat 2: 1, Germany 3:26.81; 2, Great Britain & NI 3:27.25; 3, Russia 3:27.39; (non-qualifiers) 4, Belarus 3:28.93; 5, Senegal 3:30.03; 6, Japan 3:33.51; 7, Spain 3:33.78

Teams & splits:

GER	Florence Ekpo-Umoh 52.3, Shanta Ghosh 51.0, Claudia Marx 52.59, Grit Breuer 50.88
GBR	Lee McConnell 52.4, Lesley Owusu 51.8, Catherine Murphy 51.49, Donna Fraser 51.57
RUS	Natalya Shevtsova 52.9, Irina Rosikhina 51.9, Anastasiya Kapachinskaya 51.47, Olesya Zykina 51.12
BLR	Natalya Saffronnikova 53.2, Svetlana Usovich 52.3, Irina Khlyustova 52.15, Anna Kozak 51.34
SEN	Aida Diop 52.4, Tacko Diouf 52.0, Fatou Binetou Fall 54.62, Amy Mbäcké Thiam 51.00
JPN	Miho Sugimori 54.6, Kazue Kakinuma 52.5, Sakie Nobuoka 53.46, Makiko Yoshida 52.9
ESP	Julia Alba 53.7, Norfalia Carabali 52.7, Mirián Bravo 53.79, Yolanda Reyes 53.53

Paris 2003

Final (Aug 31)

1,	United States	3:22.63
2,	Russia	3:22.91
3,	Jamaica	3:22.92
4,	Germany	3:26.25
5,	Poland	3:26.64
6,	Great Britain & NI	3:26.67
7,	Cameroon	3:27.08
	Senegal	DQ (r170.20) (3:25.83)

The United States made amends for their 2001 disappointment; this time it was the opposition who suffered at the final changeover. European Champion Zykina put Russia in front after leg one. Pechonkina increased that lead but the US were still contention at halfway, while Jamaica were also within range. On the third leg it was 200m champion-elect Kapachinskaya versus the hugely experienced Miles-Clark. The American closed to within 2m. Kapachinskaya exchanged to Nazarova, but the incoming Russian was momentarily blocked by the Senegalese anchor Thiam, who strolled illegally from the waiting echelon into lane 1 before her incoming team-mate had arrived. An unobstructed exchange between Miles-Clark and Sanya Richards popped the US team into a lead of 2m.

One felt that the American – still a junior – might succumb to Nazarova (fourth individually) and/or individual silver medallist Fenton who ran a brilliant first 300m to make up around 10m on the leading pair. However the 18 year-old ran a well-judged leg to hold on to her lead. Fenton could not quite get past the Russian despite clocking far and away the fastest split of the race, 49.38.

Teams & splits:

USA	Melisa Barber 51.1, Demetria Washington 50.9, Jearl Miles Clark 50.05, Sanya Richards 50.58
RUS	Olesya Zykina 50.8, Yuliya Pechonkina 50.6, Anastasiya Kapachinskaya 50.67, Natalya Nazarova 50.93
JAM	Sandie Richards 52.0, Allison Beckford 50.5, Ronetta Smith 51.1, Lorriane Fenton 49.38
GER	Claudia Marx 52.2, Birgit Rockmeier 51.5, Claudia Hoffmann 51.89, Grit Breuer 50.63
POL	Monika Bejnar 52.6, Malgorzata Pskit 51.7, Anna Jesień 51.46, Grażyna Prokopek 50.91
GBR	Lee McConnell 51.2, Jenny Meadows 51.8, Catherine Murphy 51.13, Natasha Danvers 52.48
CMR	Mireille Nguimo 51.52, Caroline Kaboud Mebam 52.23, Delphine Bertille Atangana 51.98, Hortense Bewouda 51.35
SEN	Fatou Bintou Fall 51.4, Tacko Diouf 51.6, Aminata Diouf 52.36, Amy Mbäcké Thiam 50.46

First round (First 2 & 2 fastest to final) (Aug 30)

Heat 1: 1, Jamaica 3:26.22; 2, Great Britain & NI 3:26.44; 3, Poland 3:26.66; (Non-qualifiers) 4, Greece 3:33.88; 5, India 3:42.25

Teams:

JAM	Sandie Richards 53.2, Ronetta Smith 50.8, Michelle Burgher 51.29, Allison Beckford 50.99
GBR	Helen Karagounis 53.0, Jenny Meadows 51.6, Catherine Murphy 51.54, Lee McConnell 50.36
POL	Anna Pacholak 52.7, Monika Bejnar 51.3, Anna Jesień 51.71, Grażyna Prokopek 50.91

GRE Hariklia Boudá 55.8, Fani Halkiá 52.3, Yeoryía Koumnáki 53.81, Chrisoula Goudenoudíni 51.92
 IND Kalpana Reddy 55.0, Satti Geetha 55.2, Sagardeep Kaur 56.83, Manjit Kaur 55.29

Heat 2: 1, Russia 3:27.97; 2, Cameroon 3:29.40; (Non-qualifiers) 3, France 3:30.29; 4, Belarus 3:31.40; 5, Italy 3:32.00; 6, Bulgaria 3:33.92

Teams:

RUS Svetlana Pospelova 51.8, Svetlana Goncharenko 50.6, Olesya Zykina 51.67, Natalya Nazarova 53.93
 CMR Mireille Ngumgo 51.9, Caroline Kaboud Mebam 52.9, Delphine Bertille Atangana 53.25, Hortense Bédouata 51.34
 FRA Marie-Louise Bévis 53.2, Anita Mormand 51.4, Virginie Michanol 53.45, Solén Desert 52.2
 BLR Katerina Bobryk 54.5, Natalya Sologub 52.9, Irina Khlyustova 52.69, Svetlana Usovich 51.29
 ITA Danielle Perpoli 54.1, Monika Niederstätter 53.1, Maria Teresa Schutzmann 52.98, Virma De Angeli 51.80
 BUL Monika Gachevska 55.1, Mariana Dimitrova 52.3, Ekaterina Maschova 52.93, Nedyalka Nedkova 53.59

Heat 3: 1, United States 3:24.57; 2, Germany 3:27.97; 3, Senegal 3:28.37; (Non-qualifiers) 4, Ukraine 3:29.65; 5, Mexico 3:29.74; 6, Kazakistan 3:31.20; 7, Israel 3:32.99

Teams:

USA Me'Lisa Barber 51.8, Deedee Trotter 51.1, Sanya Richards 50.96, Jearl Miles Clark 50.69
 GER Claudia Marx 52.3, Birgit Rockmeier 52.4, Claudia Hoffmann 52.52, Grit Breuer 50.78
 SEN Fatou Bintou Fall 51.7, Tacko Diouf 53.0, Aminata Diouf 50.58, Amy Mbacké Thiam 53.19
 UKR Natalya Pygda 53.4, Olga Mishchenko 51.2, Aleksandra Ryzhкова 53.21, Antonina Yefremova 51.83
 MEX Liliana Allen 54.0, Gabriela Medina 53.3, Mayra González 52.5, Ana Guevara 49.95
 KAZ Tatyana Roslanova 52.9, Natalya Torshina 52.7, Olga Tereshkova 53.27, Svetlana Bodritskaya 52.24
 ISR Irina Lenskiy 53.2, Svetlana Gnezdliv 53.5, Anat Morad 54.46, Anna Tkach 51.77

Helsinki 2005**Final (Aug 14)**

1,	Russia	3:20.95
2,	Jamaica	3:23.29
3,	Great Britain & NI	3:24.44
4,	Poland	3:24.49
5,	Ukraine	3:28.00
6,	Germany	3:28.39
	Brazil	DQ (r170.20) (3:27.40)
	Belarus	DQ (r163.2) (3:27.00)

Russia won the first heat in a world leading 3:20.32, with Krasnomovets and Antyukh on the first two legs sealing their places in the final with legs of 50.1 and 49.4. The USA won the other heat in 3:23.38 and a great final was in prospect, except that lead-off runner Suziann Reid ran out of her lane, dooming her team to disqualification as did Moushami Robinson, who illegally switched position while waiting to start the third leg. One felt pity for Reid as she had been the one to drop the baton four years earlier in Edmonton.

Russia's Pechonkina started slowly in the final, but led Jamaica by a metre at the first handover. Krasnomovets gradually extended the lead in the last 100m of the second stage to 5m with a 49.7 split, as Novlene Williams ran 49.92 for Jamaica, some 10m ahead of Britain and Poland. The margin was 20m after Antyukh's leg, with Jamaica and Poland neck and neck. Pospelova finished 20 metres clear of Jamaica, running the same time as Lorraine Fenton (50.42), with Britain just holding off Poland for the bronze medal.

Teams & splits:

RUS Yuliya Pechonkina 51.1, Olesya Krasnomovets 49.7, Natalya Antyukh 49.72, Svetlana Pospelova 50.42
 JAM Shericka Williams 51.38, Novlene Williams 49.92, Ronetta Smith 51.57, Lorraine Fenton 50.48
 GBR Lee McConnell 51.5, Donna Fraser 50.9, Nicola Sanders 50.8, Christine Ohuruogu 51.27
 POL Anna Guzowska 52.2, Monika Bejnar 50.2, Grażyna Prokopek 50.47, Anna Jesień 51.59
 UKR Antonina Yefremova 52.6, Oksana Ilyushkina 52.5, Liliya Pilyugina 51.2, Natalya Pygda 51.72
 GER Claudia Marx 52.4, Claudia Hoffmann 51.2, Korinna Fink 53.14, Ulrike Urbansky 51.69

BRA Maria Laura Almirão 53.1, Geisa Coutinho 51.5, Josiane Tito 51.99, Lucimar Teodoro 50.83
 BLR Yelena Nevmerzhtskaya 52.9, Natalya Sologub 51.3, Anna Kozak 52.48, Ilona Usovich 50.34

First round (First 3 & 2 fastest to final) (Aug 13)

Heat 1: 1, Russia 3:20.32; 2, Poland 3:26.04; 3, Belarus 3:27.65; 4, Germany 3:27.96; (Non-qualifiers) 5, Senegal 3:29.03; 6, Romania 3:30.97; 7, Belarus 3:38.96

Teams & splits:

RUS Olesya Krasnomovets 50.1, Natalya Antyukh 49.4, Tatyana Firova 50.09, Olesya Zykina 50.78
 POL Anna Guzowska 52.6, Monika Bejnar 50.6, Grażyna Prokopek 51.02, Zuzanna Radecka 51.8
 BLR Natalya Sologub 51.9, Yuliya Zhalniryuk 54.0, Anna Kozak 51.73, Ilona Usovich 50.02
 GER Claudia Marx 52.2, Claudia Hoffmann 51.0, Korinna Fink 52.87, Ulrike Urbansky 51.93
 SEN Aida Diop 53.8, Fatou Binetou Fall 51.0, Aminata Diouf 53.72, Amy Mbacké Thiam 50.51
 ROU Angela Moroşanu 52.6, Mihaela Neascu 52.7, Alina Ripanu 52.75, Maria Rus 52.93
 BUL Monika Gachevska 54.8, Mariyana Dimitrova 52.9, Nedialka Nedkova 55.06, Monika Ivanova 56.19

Heat 2: 1, Great Britain & NI 3:26.19; 2, Brazil 3:26.82; 3, Ukraine 3:27.23; 4, Jamaica 3:27.87; (Non-qualifiers) 5, Mexico 3:31.41; 6, South Africa 3:31.71; United States DQ (r163.3) (3:23.38)

Teams & splits:

GBR Lee McConnell 51.3, Donna Fraser 51.9, Nicola Sanders 51.38, Christine Ohuruogu 51.56
 BRA Maria Laura Almirão 52.3, Geisa Coutinho 52.1, Josiane Tito 51.56, Lucimar Teodoro 50.82
 UKR Antonina Yefremova 52.3, Oksana Ilyushkina 52.5, Liliya Pilyugina 51.95, Natalya Pygda 51.44
 JAM Shericka Williams 52.1, Novlene Williams 50.7, Ronetta Smith 53.56, Lorraine Fenton 51.51
 MEX Ruth Grajeda 54.3, Gabriela Medina 52.8, Mayra González 52.01, Magali Yañez 52.32
 RSA Amanda Kotze 53.9, Dominique Koster 53.4, Surita Febbraio 52.45, Estie Wittstock 51.92
 USA Suziann Reid 52.8, Monique Hennagan 50.2, Moushami Robinson 51.02, Monique Henderson 49.33

Osaka 2007**Final (Sep 2)**

1,	United States	3:18.55
2,	Jamaica	3:19.73
3,	Great Britain & NI	3:20.04
4,	Russia	3:20.25
5,	Belarus	3:21.88
6,	Poland	3:26.49
7,	Cuba	3:27.05
8,	Mexico	3:29.14

Shericka Williams gave Jamaica the lead in the final, surprisingly heading Britain's new World Champion Ohuruogu 50.5 to 50.6. The tenor of the race changed on the second leg. Lloyd kept Jamaica in front till just before the 600m point, when Felix went past. The double 200m World Champion had covered her first half in 22.2, and she kept going to record 48.0 for her leg, giving the USA a 10m advantage they would maintain to the finish. Jamaica were four metres clear of Russia and Britain were a similar margin behind the Russians. Veshkurova and McConnell ran the fastest third legs, leaving Jamaica just one metre ahead of Russia at the final take-over. Sanya Richards kept the USA clear of trouble with a well-judged 49.07 anchor. Novlene Williams's 48.93 was enough to hold off Sanders for the silver medal, despite the Briton's 48.76 leg which took her past Antyukh just before the finish. The US time was the fastest in the championships since 1993.

Teams & splits:

USA Deedee Trotter 51.2, Allyson Felix 48.0, Mary Wineberg 50.24, Sanya Richards 49.07
 JAM Shericka Williams 50.5, Shereefa Lloyd 50.1, Davita Prendergast 50.18, Novlene Williams 48.93
 GBR Christine Ohuruogu 50.6, Marilynn Okoro 50.9, Lee McConnell 49.79, Nicola Sanders 48.76
 RUS Yuldiya Litvinova 51.1, Natalya Nazarova 50.0, Tatyana Veshkurova 49.79, Natalya Antyukh 49.40

BLR	Yulyana Yushchanka 51.4, Iryna Khilustava 50.7, Ilona Usovich 49.97, Svetlana Usovich 49.78
POL	Zuzanna Radecka 51.8, Grażyna Prokopek 50.6, Ewelina Sętowska-Drick 52.58, Anna Jesień 51.44
CUB	Aymée Martínez 52.2, Dairí Pernía 51.8, Zulia Calatayú 52.20, Indira Terrero 50.85
MEX	Zudíkey Rodríguez 53.7, Gabriela Medina 51.6, Nallely Vela 53.20, Ana Guevara 50.66

First round (First 3 & 2 fastest to final) (Sep 1)

Heat 1: 1, Russia 3:23.49; 2, Belarus 3:25.14; 3, Jamaica 3:26.14; 4, Cuba 3:27.04; (Non-qualifiers) 5, Nigeria 3:27.97; 6, Ukraine 3:30.76; 7, Romania 3:35.69

Teams & splits:

RUS	Yelena Miginova 51.5, Natalya Nazarova 50.5, Lyudmila Litvinova 50.65, Tatyana Levina 50.79
BLR	Yulyana Yushchanka 51.5, Iryna Khilustava 51.1, Anna Kozak 51.52, Svetlana Usovich 51.08
JAM	Shericka Williams 51.9, Anastasia Le-Roy 52.8, Davita Prendergast 50.66, Shereefa Lloyd 50.83
CUB	Aymée Martínez 52.7, Dairí Pernía 51.6, Zulia Calatayú 51.56, Indira Terrero 51.21
NGR	Shade Abugan 51.9, Christy Ekpukhon 51.7, Olouma Nwoke 52.03, Sekinat Adesanya 52.34
UKR	Nataliya Pygyda 53.0, Antonina Yefremova 52.7, Olga Zavorhodnya 52.78, Oksana Shcherbak 52.28
ROU	Taisia Cristinov 54.8, Liliana Popescu 53.8, Elena Mirela Lavric 54.54, Ionela Terlea 52.47

Heat 2: 1, United States 3:23.37; 2, Great Britain & NI 3:25.45; 3, Poland 3:26.45; 4, Mexico 3:27.14; (Non-qualifiers) 5, France 3:29.87; 6, Japan 3:30.17; 7, Brazil 3:34.34; India DQ (r170.19)

Teams & splits:

USA	DeeDee Trotter 51.3, Monique Hennagan 50.1, Mary Wineberg 50.78, Natasha Hastings 51.16
GBR	Lee McConnell 51.6, Donna Fraser 51.6, Marilyn Okoro 50.88, Nicola Sanders 51.34
POL	Agnieszka Karpiesiuk 53.1, Grażyna Prokopek 50.7, Zuzanna Radecka 50.47, Anna Jesień 52.19
MEX	Zudíkey Rodríguez 53.3, Gabriela Medina 51.2, Nallely Vela 52.94, Ana Guevara 49.70
FRA	Thélia Sigère 53.6, Marie-Angélique Lacordelle 51.7, Phara Anacharsis 51.96, Solem Désert 52.62
JPN	Sayaka Aoki 53.5, Asami Tanno 51.6, Satomi Kubokura 52.88, Mayu Kida 52.18
BRA	Maria Laura Almirão 53.9, Emily Pinheiro 53.3, Sheila Ferreira 54.05, Josiane Tito 53.06
IND	Mandeep Kaur 54.8, Manjeet Kaur 54.9, Chitra K. Soman 54.39, Ilyleen Samantha not known

Berlin 2009

Final (Aug 23)

1,	United States	3:17.83
2,	Jamaica	3:21.15
3,	Russia	3:21.64
4,	Great Britain & NI	3:25.16
5,	Germany	3:27.61
6,	Nigeria	3:28.55
7,	France	3:30.16
8,	Cuba	3:36.99

Dunn gave the USA the lead in the final with a 50.5 opening leg, 2m clear of Kapachinskaya, with Jamaica a further 5m behind. As she had done in Osaka and Beijing, Allyson Felix then broke the race open, extending the USA lead to 10 metres with a 48.8 leg, as Firova (49.9) was almost caught by Williams-Mills's 49.6. Demus maintained the USA lead with a 50.14 leg, while Russia stayed 3m clear of Jamaica. Richards then ran the fastest lap of her career – 48.44 to give the USA a 25m win, while Shericka Williams outran Krivoshapka by a full second to win jamaican silver. For Felix, this was a sixth world gold.

Teams & splits

USA	Debbie Dunn 50.5, Allyson Felix 48.8, Lashinda Demus 50.14, Sanya Richards 48.44
JAM	Rosemarie Whyte 51.4, Novlene Williams-Mills 49.6, Shereefa Lloyd 50.15, Shericka Williams 50.04
RUS	Anastasiya Kapachinskaya 50.7, Tatyana Firova 49.9, Lyudmila Litvinova 50.02, Antonina Krivoshapka 51.04
GBR	Lee McConnell 52.1, Christine Ohuruogu 50.6, Vicky Barr 52.13, Nicola Sanders 50.35

GER	Fabienne Kohlmann 52.9, Sorina Nwachukwu 52.0, Esther Cremer 51.50, Claudia Hoffmann 51.26
NGR	Endurance Abinwa 53.6, Ajoke Odumosu 51.9, Josephine Ehigie 52.20, Folashade Abugan 50.88
FRA	Virginie Michanol 52.4, Aurelie Kamga 52.2, Symphora Behi 52.29, Solène Desert-Marlier 53.27
CUB	Diosmely Peña 58.53, Daysurami Bonne 52.01, Zulia Calatayú 52.53, Indira Terrero 53.92

First round (First 3 & 2 fastest to final) (Aug 22)

Heat 1: 1, United States 3:29.31; 2, Nigeria 3:29.60; 3, France 3:29.60; (Non-qualifiers) 4, Australia 3:30.80; 5, Italy 3:31.05; 6, Brazil 3:31.42; 7, Mexico 3:40.03; Bahamas DQ (r170.20) (3:38.48)

Teams & splits: (e = computed estimate based on photo-finish time at finish line of first leg runner before stagger unwinds)

USA	Debbie Dunn 51.1, Natasha Hastings 51.8, Jessica Beard 51.38, Sanya Richards 54.99
NGR	Endurance Abinwa 52.9, Ajoke Odumosu 52.0, Josephine Ehigie 52.57, Folashade Abugan 52.16
FRA	Virginie Michanol 53.4, Aurelie Kamga 52.2, Symphora Behi 52.21, Solène Desert-Marlier 51.77
AUS	Pirrenee Steinert 53.8, Madeleine Pape 52.1, Caitlin Pincott 53.56, Tamsyn Lewis 51.35
ITA	Marta Milani 52.89, Daniela Reina 53.03, Maria Enrica Spacca 52.93, Libania Grenot 52.20
BRA	Geisa Coutinho 53.4, Emmily Pinheiro 52.0, Sheila Ferreira 53.55, Jaílma de Lima 52.38
MEX	Alejandra Cherizola 55.3e, Nallely Vela 53.1e, Ruth Grajeda 55.73, Karla Dueñas 55.91
BAH	Sasha Rolle 54.9e, Shakeitha Henfield 55.9e, Rashan Brown 53.21, Katrina Seymour 54.49

Heat 2: 1, Russia 3:23.80; 2, Jamaica 3:24.72; 3, Germany 3:25.08; 4, Great Britain & NI 3:25.23; 5, Cuba 3:27.36; (Non-qualifiers) 6, Canada 3:29.17; 7, Japan 3:34.46; Ukraine DQ (r41.1) (3:30.76)

Teams & splits: (e = computed estimate based on photo-finish time at finish line of first leg runner before stagger unwinds)

RUS	Natalya Nazarova 51.8e, Tatyana Firova 49.5e, Natalya Antyukh 50.85, Lyudmila Litvinova 51.65
JAM	Kaliese Spencer 51.8, Shereefa Lloyd 50.7, Rosemarie Whyte 51.77, Novlene Williams-Mills 50.36
GER	Fabienne Kohlmann 52.4, Sorina Nwachukwu 50.6, Esther Cremer 51.86, Claudia Hoffmann 50.25
GBR	Nicola Sanders 51.00, Vicky Barr 51.25, Jenny Meadows 52.13, Lee McConnell 50.85
CUB	Susana Clement 53.2e, Daysurami Bonne 51.4e, Zulia Calatayú 51.58, Indira Terrero 51.20
CAN	Esther Akinsulie 53.0, Adrienne Power 52.5, Jenna Martin 52.31, Carline Muir 51.30
JPN	Sayaka Aoki 55.4e, Asami Tanno 51.6e, Mayu Sato 53.45, Satomi Kubokura 54.00
UKR	Yuliya Baraley 53.3, Tatyana Petlyuk DQ (r40.1) (52.4), Anastasiya Rabchenyuk 51.63, Antonina Yefremova 53.44

Daegu 2011

Final (Sep 3)

1,	United States	3:18.09
2,	Jamaica	3:18.71
3,	Russia	3:19.36
4,	Great Britain & NI	3:23.63
5,	Belarus	3:25.64
6,	Czech Republic	3:26.57
7,	Nigeria	3:29.82
	Ukraine	DQ (r41.1) (3:23.86)

In the final Richards-Ross broke the race open on the first leg, clocking a magnificent 49.4, the fastest run from the gun by a woman in Daegu. Whyte for Jamaica was second six metres behind, just ahead of Krivoshapka (50.3). On the second leg, Felix (49.2) extended the lead slightly over Prendergast. Beard and Williams-Mills both ran 49.84 for their legs, with Jamaica now six metres ahead of Russia.

McCorory anchored the USA in 49.52, a leg which featured a fast first half and a laboured last 50m, but she got home five metres clear of Shericka Williams who ran 49.22, the same time as Kapachinskaya in third. For Richards-Ross, it was a record fourth 4x4 gold.

Teams & splits: (e = computed estimate based on photo-finish time at finish line of first leg runner before stagger unwinds)

USA	Sanya Richards Ross 49.4, Allyson Felix 49.2, Jessica Beard 49.84, Francena McCorory 49.52
-----	--

JAM	Rosemarie Whyte 50.4e, Davita Prendergast 49.3e, Novlene Williams Mills 49.84, Shericka Williams 49.22
RUS	Antonina Krivoschapka 50.3, Natalya Antyukh 50.0, Lyudmila Litvinova 49.96, Anastasiya Kapachinskaya 49.22
GBR	Perri Shakes-Drayton 50.5, Nicola Sanders 50.7, Christine Oheruogu 51.98, Lee McConnell 50.43
BLR	Hanna Tashpulatava 51.68, Yulianna Yuschanka 51.27, Ilona Usovich 52.56, Svetlana Usovich 50.13
CZE	Denisa Rosolová 52.3, Zuzana Bergrová 51.5, Jitka Burianová 52.16, Zuzana Hejnová 50.67
NGR	Omolara Omotosho 52.4, Joke Odumosu 52.5, Margaret Etim 52.40, Bukola Abogunloko 50.59
UKR	Natalya Pygdyá 50.8, Anastasiya Rabchenyuk 50.5, Anna Yaroshchuk 52.00, Antonina Yefremova DQ (r40.8) (50.50)

First round (First 2 & 2 fastest to final) (Sep 2)

Heat 1: 1, United States 3:23.57; 2, Belarus 3:24.28; (Non-qualifiers) 3, Germany 3:27.31; 4, France 3:28.02; 5, Australia 3:32.27; Kazakhstan DNF; Ukraine DQ (r41.1) (3:24.13) (Qualified for final but disqualified in retrospect)

Teams & splits: (e = computed estimate based on photo-finish time at finish line of first leg runner before stagger unwinds)

USA	Natasha Hastings 50.8, Jessica Beard 49.9, Francena McCorory 51.18, Keshia Baker 51.65
BLR	Hanna Tashpulatava 51.8e, Yulianna Yuschanka 50.6e, Ilona Usovich 51.64, Svetlana Usovich 50.22
GER	Janin Lindenberg 52.7e, Esther Cremer 50.9e, Lena Schmidt 52.66, Claudia Hoffmann 51.07
FRA	Phara Anacharsis 52.74, Muriel Hurtis 50.81, Marie Gayot 52.10, Floria Guei 52.37
AUS	Caitlin Sargent 54.1e, Caitlin Pincott 51.8e, Lauren Boden 52.74, Anniese Rubie 53.60
KAZ	Aleksandra Kuzina 56.5e, Viktoriya Yalovtseva 53.1e, Marina Maslenko dnf, Tatyana Khadjimuratova
UKR	Natalya Pygdyá 51.1e, Olga Zavgorodnya 51.3e, Anna Yaroshchuk 51.54, Antonina Yefremova DQ (r40.8) (50.18)

Heat 2: 1, Russia 3:20.94; 2, Nigeria 3:25.59; 3, Czech Republic 3:26.01; (Non-qualifiers) 4, Cuba 3:26.74; 5, Canada 3:27.92; 6, Brazil 3:32.43

Teams & splits: (e = computed estimate based on photo-finish time at finish line of first leg runner before stagger unwinds)

RUS	Kseniya Vdovina 51.4, Kseniya Zadorina 49.8, Lyudmila Litvinova 49.55, Antonina Krivoschapka 50.28
NGR	Omolara Omotosho 51.6e, Joke Odumosu 51.2e, Margaret Etim 51.36, Bukola Abogunloko 51.44
CZE	Denisa Rosolová 52.2e, Zuzana Bergrová 51.1e, Jitka Bartoničková 52.14, Zuzana Hejnová 50.59
CUB	Aymée Martínez 52.88, Diosmely Peña 50.86, Susana Clement 51.95, Daysrami Bonne 51.05
CAN	Adrienne Power 51.9e, Esther Akinsule 51.6e, Jenna Martin 51.35, Lemlem Beretek 53.03
BRA	Geisa Coutinho 51.8e, Bárbara de Oliveira 51.6e, Joella Sousa 56.44, Jaílma de Lima 52.63

Heat 3: 1, Jamaica 3:22.01; 2, Great Britain & NI 3:23.05; (Non-qualifiers) 3, Italy 3:26.48; 4, Ireland 3:27.48; 5, PR of China 3:32.39; 6, Korea 3:43.22; Turkey DQ (r41.1) (3:28.15)

Teams & splits: (e = computed estimate based on photo-finish time at finish line of first leg runner before stagger unwinds)

JAM	Rosemarie Whyte 51.4e, Shereefa Lloyd 49.9e, Patricia Hall 50.98, Davita Prendergast 49.75
GBR	Christine Oheruogu 51.78, Nicola Sanders 51.31, Lee McConnell 50.06, Perri Shakes-Drayton 49.90
ITA	Chiara Bazzoni 52.9e, Maria Enrica Spacca 51.3e, Libania Grenot 51.01, Marta Milani 51.28
IRL	Marian Heffernan Andrews 53.4e, Joanne Cuddihy 49.9e, Claire Bergin 52.80, Michelle Carey 51.54
CHN	Chen Yanmei 53.8e, Tang Xiaoyin 52.8e, Zheng Zhihui 53.17, Chen Jingwen 53.63
KOR	Woo Yu-Jin 54.7e, He La-Ni 55.4e, Park Seong-Myun 57.36, Oh Se-Ra 55.76
TUR	Nagihan Karadere 54.9e, Birsen Yavuz-Engin 51.4e, Meliz Redif 52.29, Pinar Saka DQ (r40.8) (53.53)

Moscow 2013**Final (Aug 17)**

1,	Russia	3:20.19
2,	United States	3:20.41
3,	Great Britain & NI	3:22.61
4,	France	3:24.21
5,	Ukraine	3:27.38
6,	Nigeria	3:27.57
7,	Romania	3:28.40
	Italy	DQ (r170.6) (3:27.39)

The United States were missing Allyson Felix, such a key contributor to their previous victories, but unavailable following her hamstring tear in the Moscow 200m. Nevertheless the defending champions opened up a lead of three metres on the first stage, which Hastings extended to 10m before Firova gained all of the lost ground in the finishing straight. On stage three, Ryzhova put Russia clear by a couple of metres. Krivoschapka was able to pull further away on the anchor. With 200m remainin, her lead was a seven metres, but McCorory pulled back all but two in an enthralling last 100m. Britain were third, while potential medallist Jamaica were disqualified in the heats when Whyte ran out of her lane on the first leg.

Russia's win enabled the hosts to end the championships on top of the Moscow gold medal table with seven golds to six by the United States (as at June 30, 2015).

Teams & splits (e = computed estimate based on photo-finish time at finish line of first leg runner before stagger unwinds)

RUS	Yuliya Gushchina 51.0e, Tatyana Firova 49.6e, Kseniya Ryzhova 50.23, Antonina Krivoschapka 49.40
USA	Jessica Beard 50.6, Natasha Hastings 50.1, Ashley Spencer 50.44, Francena McCorory 49.25
GBR	Eilidh Child 51.9, Shana Cox 50.3, Margaret Adeoye 51.01, Christine Oheruogu 49.43
FRA	Marie Gayot 51.54, Lenora Guion-firmin 50.26, Muriel Hurtis 51.74, Floria Guei 50.67
UKR	Darya Prystupa 52.5e, Olga Lyakhova 51.2e, Alina Logvynenko 52.50, Natalya Pygdyá 51.18
NGR	Omolara Omotosho 52.4e, Patience George 51.2e, Bukola Abogunloko 54.29, Regina George 49.67
ROU	Adelina Pastor 52.7e, Mirela Lavric 51.8e, Sanda Belgyan 53.08, Bianca Răzor 50.85
ITA	Chiara Bazzoni 52.2e, Marta Milani 51.4e, Maria Erica Spacca 52.66, Libania Grenot 51.13

First round (First 2 & 2 fastest to final) (Aug 16)

Heat 1: 1, United States 3:25.18; 2, Italy 3:29.62; 3, Ukraine 3:29.63; (non-qualifiers) 4, Czech Republic 3:30.48; 5, India 3:38.81

Teams & splits (e = computed estimate based on photo-finish time at finish line of first leg runner before stagger unwinds)

USA	Ashley Spencer 51.7, Jessica Beard 50.0, Joanna Atkins 51.89, Francena McCorory 51.63
ITA	Chiara Bazzoni 52.7e, Marta Milani 52.4e, Maria Benedict Chigbogbo 53.66, Libania Grenot 50.86
UKR	Darya Prystupa 52.8e, Olga Zemlyak 52.3e, Alina Lotvynenko 52.82, Natalya Pygdyá 51.68
CZE	Denisa Rosolová 52.5e, Jitka Bartoničková 52.1e, Jana Slaninová 53.78, Zuzana Hejnová 51.10
IND	Nirmala 57.3e, Tintu Luka 54.0e, Anu Mariam Jose 54.32, Machettira Raju Poovamma 53.19

Heat 2: 1, Great Britain & NI 3:25.39; 2, Nigeria 3:27.39; 3, France 3:27.75; (Non-qualifiers) 4, Bahamas 3:32.91; 5, Trinidad & Tobago 3:33.50; 6, Botswana 3:38.96

Teams & splits (e = computed estimate based on photo-finish time at finish line of first leg runner before stagger unwinds)

GBR	Eilidh Child 51.7, Shana Cox 50.9, Margaret Adeoye 51.31, Christine Oheruogu 51.43
NGR	Patience George 52.2e, Bukola Abogunloko 53.5e, Omolara Omotosho 51.76, Regina George 49.93
FRA	Marie Gayot 52.0e, Muriel Hurtis 52.0e, Phara Anacharsis 52.42, Floria Guei 51.32
BAH	Amara Jones 53.2e, Lanece Clarke 52.3e, Shakeitha Henfield 53.63, Cottrell Martin 53.76
TTO	Shawna Fernin 53.0e, Sparkle McKnight 53.0e, Dominique Williams 53.99, Romona Modeste 53.55
BOT	Goitseone Seleka 56.2e, Lydia Mashila 53.0e, Oarabile Babolay 56.63, Amantse Montsho 53.15

Heat 3: 1, Russia 3:23.51; 2, Romania 3:29.62; (Non-qualifiers) 3, Poland 3:29.75; 4, Belarus 3:30.28; 5, Canada 3:31.09; Jamaica DQ (r163.3a) (3:25.25)

Teams & splits (e = computed estimate based on photo-finish time at finish line of first leg runner before stagger unwinds)

RUS	Yuliya Gushchina 51.0, Tatyana Firova 50.4, Natalya Antyukh 50.78, Kseniya Ryzhova 51.27
ROU	Alina Andreea Panainte 53.9e, Adelina Pastor 51.4e, Sanda Belgyan 52.88, Bianca Rotu 51.49
POL	Malgorzata Holub 52.9e, Patrycja Wyciszkiewicz 51.3e, Iga Baumgart 53.55, Justyna Święty 51.98
BLR	Hanna Reishal 53.6e, Iryna Khliustava 52.5e, Yulia Yurenya 51.84, Ilona Usovich 52.34
CAN	Alicia Brown 54.1e, Sarah-Lynn Wells 52.1e, Noelle Montcalm 52.54, Jenna Martin 52.39
JAM	Rosemarie Whyte 52.0e, Kaliese Spencer 50.1e, Anastasia Le-Roy 52.04, Christine Day 51.11

4 x 400 METRES RELAY
Multiple Medalists:

6	Jearl Miles/Clark	USA	91-2, 93-1, 95-1, 97-2, 99-2, 03-1
4	Grit Breuer	GER	91-3, 97-1, 99-3, 01-2
	Lorraine Graham/Fenton	JAM	97-3, 01-1, 03-3, 05-2
	Anastasiya Kapachinskaya	RUS	01-3, 03-2, 09-3, 11-3
	Sanya Richards/Ross	USA	03-1, 07-1, 09-1, 11-1
	Natalya Antyukh	RUS	05-1, 09-1h2, 11-3, 13-1h3
	Novlene Williams/Mills	JAM	05-2, 07-2, 09-2, 11-2
	Shericka Williams	JAM	05-2, 07-2, 09-2, 11-2
	Natasha Hastings	USA	07-1h2, 09-1h1, 11-1h1, 13-2
3	Natasha Kaiser/Brown	USA	91-1h1, 93-1, 97-1h2
	Uta Rohländer	GER	91-3, 97-1, 99-3
	Michelle Collins	USA	93-1h2, 97-1h2, 99-2
	Maicel Malone/Wallace	USA	93-1, 97-2, 99-2
	Svetlana Goncharenko	RUS	95-2, 99-1, 03-1h2
	Sandie Richards	JAM	97-3, 01-1, 03-3
	Natalya Nazarova	RUS	99-1, 03-2, 09-1h2
	Olesya Zykina	RUS	01-3, 03-2, 05-1h1
	Yuliya Nosova/Pechonkina	RUS	01-3, 03-2, 05-1
	Christine Ohuruogu	GBR	05-3, 07-3, 13-3
	Tatyana Firova	RUS	05-1h1, 09-3, 13-1
	Allyson Felix	USA	07-1, 09-1, 11-1
	Shereefa Lloyd	JAM	07-2, 09-2, 11-1h3
	Antonina Krivoshapka	RUS	09-3, 11-3, 13-1
	Jessica Beard	USA	09-1h1, 11-1, 13-2
2	26 women		

Most Finals/Appearances:

7	Miles/Clark	91-2, 93-1, 95-1, 97-2, 99-2, 01-4, 03-1
---	-------------	--

National Placings:

	1	2	3	4	5	6	7	8	Points
USA	6	4	1	1	1	-	-	-	91
RUS	3	3	3	2	-	-	-	-	73
GER	3	1	2	2	3	2	-	-	71
JAM	1	4	2	1	1	1	-	-	60
GBR	-	-	4	3	2	2	-	-	53
URS	1	1	1	-	-	-	-	-	21
NGR	-	-	-	-	1	3	2	-	17
FRA	-	-	-	1	-	2	2	-	15
CAN	-	-	-	2	-	1	-	1	14
CZE	-	-	-	1	1	1	1	-	14
POL	-	-	-	1	1	1	1	-	14
AUS	-	-	1	-	-	1	-	-	9
BLR	-	-	-	-	2	-	-	-	8
UKR	-	-	-	-	2	-	-	-	8
TCH	-	1	-	-	-	-	-	-	7
CUB	-	-	-	-	-	3	1	-	7
BUL	-	-	-	-	-	1	1	-	3
ROU	-	-	-	-	-	-	1	1	3
CMR	-	-	-	-	-	-	1	-	2
ESP	-	-	-	-	-	-	1	-	2
ITA	-	-	-	-	-	-	-	2	2
HUN	-	-	-	-	-	-	-	1	1
MEX	-	-	-	-	-	-	-	1	1
SUI	-	-	-	-	-	-	-	1	1
Totals	14	14	14	14	14	13	9		497


EXHIBITION DISABILITY EVENTS
Wheelchair (Paraplegia) Rome 1987
Men's 1500 Metres (Sep 4)

1,	Mustapha Badid	FRA	3:54.32
2,	Lars Lofström	SWE	3:54.90
3,	Franz Nietlisbach	SUI	3:55.27
4,	Gregor Golombek	FRG	3:55.81
5,	Ramada Hamed Nezar	KUW	3:55.82
6,	Scott Patterson	CAN	3:55.91
7,	Håkan Ericsson	SWE	3:57.74
8,	Bill Duff	USA	4:01.88
9,	Paolo Oberhofer	ITA	4:36.91

Women's 800 Metres (Sep 4)

1,	Diane Rakiecki	CAN	2:32.52
2,	Connie Hansen	DEN	2:37.07
3,	Ingrid Lauridsen	DEN	2:39.95
4,	Debbie Kosrelyk	CAN	2:40.15
5,	Kay McShane	IRL	2:43.23
6,	Daniela Jutzeler	SUI	2:45.05
7,	Brenda Zajac	USA	2:45.35
8,	Milena Balsamo	ITA	2:53.30

Tokyo 1991
Men's 1500 Metres (Aug 31)

1,	Markus Pilz	GER	3:16.24
2,	Mustapha Badid	FRA	3:16.37
3,	Philippe Couprie	FRA	3:16.41
4,	Luke Gingras	CAN	3:16.56
5,	Håkan Ericsson	SWE	3:18.61
6,	Farhid Amarouche	FRA	3:21.11
7,	Hiroyuki Nakamura	JPN	3:36.03
8,	Yasuhiro Fujikawa	JPN	3:36.08

Women's 800 Metres (Aug 31)

1,	Connie Hansen	DEN	2:00.47
2,	Daniela Jutzeler	SUI	2:00.76
3,	Chantal Peticlerc	CAN	2:01.35
4,	Barbara Maier	GER	2:01.42
5,	Jean Driscoll	USA	2:01.43
6,	Deanna Sodoma	USA	2:01.63
7,	Kazu Hatanaka	JPN	2:07.27
	Yumi Ito	JPN	DQ

Stuttgart 1993
Men's 1500 Metres (Aug 20)

1,	Franz Nietlisbach	SUI	3:15.38
2,	Mike Noe	USA	3:16.65
3,	Heinz Frei	SUI	3:16.90
4,	Jeff Adams	CAN	3:17.17
5,	Markus Pilz	GER	3:18.36
6,	Saul Hernández	MEX	3:18.39
7,	Scott Hollonbeck	USA	3:18.63
8,	François Amarouche	FRA	3:18.63
9,	Jean Marc Berset	SUI	3:18.93; 10, Winfried Sigg GER 3:19.72

Women's 800 Metres (Aug 20)

1,	Louise Sauvage	AUS	1:54.39
2,	Connie Hansen	DEN	2:00.94
3,	Tanni Grey	GBR	2:01.22
4,	Monika Wetterström	SWE	2:01.43
5,	Daniela Jutzeler	SUI	2:01.48

6,	Lily Anggreny	GER	2:01.54
7,	Chantal Petitclerc	CAN	2:01.56

Gothenburg 1995**Men's 1500 Metres (Aug 12)**

1,	Jeff Adams	CAN	3:18.25
2,	Philippe Couprie	FRA	3:18.83
3,	Steve Orens	BEL	3:18.97
4,	Ernst Van Dyk	RSA	3:19.93
5,	Claude Issorat	FRA	3:20.08
6,	Feike Waque	NED	3:20.15
7,	Joel Jeannot	FRA	3:20.46
8,	Scott Hollonbeck	USA	3:20.57

Women's 800 Metres (Aug 12)

1,	Louise Sauvage	AUS	1:52.60
2,	Chantal Petitclerc	CAN	1:52.88
3,	DeAnna Sodoma	USA	1:53.23
4,	Tanni Grey	GBR	1:53.35
5,	Lily Anggreny	GER	1:53.51
6,	Diane Roy	CAN	1:54.37
7,	Gunilla Wallengren	SWE	1:59.30
8,	Sofia Dettman	SWE	2:00.95

Athens 1997**Men's 1500 Metres (Aug 8)**

1,	Saul Mendoza	MEX	3:06.30
2,	Heinz Frei	SUI	3:06.42
3,	Franz Nietispach	SUI	3:06.43
4,	Jeff Adams	CAN	3:06.52
5,	Philippe Couprie	FRA	3:06.55
6,	Jorge Luna	MEX	3:06.56
7,	Håkan Ericsson	SWE	3:07.96
	Tasos Vardaxoglou	GRE	DNF

Women's 800 Metres (Aug 8)

1,	Louise Sauvage	AUS	1:52.11
2,	Chantal Petitclerc	CAN	1:52.49
3,	Tanni Grey	GBR	1:56.46
4,	Monica Wetterström	SWE	1:57.10
5,	Lily Anggreny	GER	1:57.70
6,	Edith Hunkeler	SUI	2:03.67
7,	Yvonne Semisch	GER	2:07.34
8,	Irene Kourouvani	GRE	3:07.83

Edmonton 2001**Men's 1500 Metres (Aug 10)**

1,	Aaron Gordian	MEX	3:08.04
2,	Jeff Adams	CAN	3:08.13
3,	Saul Hernandez Mendoza	MEX	3:08.16
4,	Jun Hiromichi	JPN	3:08.24
5,	Ralph Brunner	GER	3:08.58
6,	Tana Rawat	THA	3:09.03
7,	Jean Jeannot	FRA	3:09.17
8,	Heinz Frei	SUI	3:10.24
9,	Kelly Smith	CAN	3:10.37

Women's 800 Metres (Aug 10)

1,	Louise Sauvage	AUS	1:56.86
2,	Ariadne Hernández	MEX	1:56.99
3,	Wakako Tsuchida	JPN	1:57.35
4,	Chantal Petitclerc	CAN	1:57.86
5,	Gunilla Wallengren	SWE	1:58.02

6,	Edith Hunkeler	SUI	1:58.85
7,	Patrice Dockery	IRL	2:02.67
8,	Diane Roy	CAN	2:03.18

Paris 2003**Men's 1500 Metres (Aug 29)**

1,	Joel Jeannot	FRA	3:13.03
2,	Jeff Adams	CAN	3:14.94
3,	Saul Hernandez Mendoza	MEX	3:15.12
4,	Ralph Brunner	GER	3:15.42
5,	Robert Figl	GER	3:15.46
7,	Prawat Wahorum	THA	3:16.01
7,	Nobukazu Hanaoka	JPN	3:16.44
8,	Ernst van Dyk	RSA	3:16.62
9,	Claude Issorat	FRA	3:17.87
10,	Tyler Byers	USA	3:48.96

Women's 1500 Metres (Aug 29)

1,	Louise Sauvage	AUS	1:57.15
2,	Diane Roy	CAN	1:57.72
3,	Ariadne Hernández	MEX	1:57.99
4,	Chantal Petitclerc	CAN	1:58.16
5,	Edith Hunkeler	SUI	1:58.23
6,	Cheri Blauwet	USA	1:59.05
7,	Sandra Graf	SUI	2:03.97
8,	Yvonne Semisch	GER	2:04.34

Helsinki 2005**Men's 100 Metres (Aug 6) (2.8)**

1,	David Weir	GBR	14.15w
2,	Kenny van Weeghel	NED	14.19
3,	Leo-Pekka Tahti	FIN	14.22
4,	Daniel Normandin	CAN	14.84
5,	Sebastian Cleem	GER	14.94
6,	Colin Mathieson	CAN	15.15
7,	Supachai Koysup	THA	15.25

Men's 200 Metres (Aug 14) (-0.3)

1,	David Weir	GBR	25.47
2,	Kenny van Weeghel	NED	25.80
3,	Supachai Koysup	THA	26.03
4,	Leo-Pekka Tahti	FIN	26.06
5,	Yoshifumi Nagao	JPN	26.32
6,	Sebastian Cleem	GER	26.63
7,	Jeff Adams	CAN	26.75
8,	Colin Mathieson	CAN	26.91

Men's Javelin Throw (Aug 11)

1,	Jacques Martin	CAN	24.97
2,	Markku Niimimäki	FIN	23.82
3,	Gerasimos Vrionis	GRE	16.75
4,	Christos Agourakis	GRE	15.30

Osaka 2007**Men's 1500 Metres (Sep 1)**

1,	Kurt Fearnley	AUS	3:26.30
2,	Soejima Masazumi	JPN	3:26.62
3,	Marcel Hug	SUI	3:26.71
4,	Kota Hokinoue	JPN	3:27.10
5,	Denis Lemeunier	FRA	3:27.97
6,	Jun Hiromichi	JPN	3:28.13
7,	Brian Aldis	GBR	3:28.41
8,	Prawat Wahorum	THA	3:28.90
9,	Aaron Gordian	MEX	3:29.06

Women's 1500 Metres (Sep 1)

1,	Chantal Petitclerc	CAN	3:37.10
2,	Edith Hunkeler	SUI	3:37.49
3,	Jessica Galli	USA	3:37.77
4,	Amanda McGrory	USA	3:38.02
5,	Wakako Tsuchida	JPN	3:39.31
6,	Diane Roy	CAN	3:40.38
7,	Kazu Hatanaka	JPN	3:40.47
8,	Shelly Woods	GBR	3:40.84

9, Sandra Graf SUI 3:41.13; 10, Tatyana McFadden USA 3:41.20

Daegu 2011**Men's 400 Metres (Sep 3)**

1,	Richard Colman	AUS	49.36
2,	Yoo Byung-Hoon	KOR	50.69
3,	Jung Dong-Ho	KOR	50.76
4,	Josh George	USA	50.97
5,	Pichet Krungget	THA	51.31
6,	Mickey Bushell	GBR	51.70
7,	Jun Hiromichi	JPN	51.93
8,	Erik Gauthier	CAN	53.08

Women's 800 Metres (Sep 3)

1,	Diane Roy	CAN	1:50.91
2,	Wakako Tsuchida	JPN	1:51.11
3,	Shelly Woods	GBR	1:51.27
4,	Madison de Rozario	AUS	1:51.95
5,	Manuela Schaefer	SUI	1:52.01
6,	Gunnilla Wallengren	SWE	1:52.05
7,	Amberlynn Weber	USA	1:55.43
8,	Kang Kyung-sun	KOR	2:33.18

Visual Impairment**Seville 1999****Men's 200 Metres Race 1 (Aug 26) (0.6)**

1,	Andrew Curtis	GBR	24.26
2,	Petr Novak	CZE	24.52
3,	Aladji Ba	FRA	25.15
	Mauro Porpora	ITA	DNF

Men's 200 Metres Race 2 (Aug 26) (0.7)

1,	Julio Requena	ESP	24.09
2,	Arian Iznaga	CUB	24.62
3,	Lorenzo Ricci	ITA	24.73
4,	Luis Bullido	ESP	26.01

Women's 100 Metres Race 1 (Aug 26) (0.9)

1,	Yelena Frolova	RUS	13.85
2,	Sonya Bell	USA	15.37
	Durga Midya	IND	DQ (15.59)
	Galina Belevich	BLR	DQ (17.32)

The disqualifications were due to the guide crossing the finish line before their athlete (International Blind Sports Association rule is 7.4.3)

Women's 100 Metres Race 2 (Aug 26) (0.1)

1,	Purificacion Santamarta	ESP	12.55
2,	Maria Ligorio	ITA	12.81
3,	Raquel Díaz	ESP	12.91
4,	Tracey Hinton	GBR	12.94

Edmonton 2001**Men's 100 Metres (Aug 6) (-0.6)**

1,	Lorenzo Ricci	ITA	11.71
2,	Julio Requena	ESP	11.79
3,	Koji Saito	JPN	11.83
4,	Luis Bullido	ESP	12.00

Women's 200 Metres (Aug 6) (-2.5)

1,	Adria Rocha Santos	BRA	25.76
2,	Santmartha Purificacion	ESP	26.83
3,	Maria Jose Alves	BRA	26.86
4,	Vanessa Ortega	ESP	27.84

Paris 2003**Men's 400 Metres (Aug 27)**

1,	Carlos Lopes	POR	52.41
2,	Armondo Jose Sayovo	ANG	53.05
3,	Aladji Ba	FRA	55.42
	Luis Bullido	ESP	DQ

Women's 200 Metres (Aug 27) (0.7)

1,	Adria Rocha Santos	BRA	25.22
2,	Assia El Hannouni	FRA	25.78
3,	Santmartha Purificacion	ESP	26.28
4,	Maria Jose Alves	BRA	26.30

Amputee**Edmonton 2001****Men's 200 Metres (Aug 5) (-0.4)**

1,	Neil Fuller	AUS	23.31
2,	Marcus Ehm	GER	23.74
3,	Dominique Andre	FRA	24.26
4,	David Barallo	ESP	24.54
5,	Michael Linhard	AUT	25.48
6,	Rob Snoek	CAN	25.53
7,	Marco Duenas	ESP	26.25
	Roderick Green	USA	DNF

Women's 100 Metres (Aug 5) (-1.8)

1,	Amy Winters	AUS	12.72
2,	Catherine Bader-Bille	GER	13.75
3,	Meaghan Starr	AUS	13.76
4,	Sabine Wagner	GER	14.35
5,	Mary Shea Cowart	USA	14.67
6,	Kelly Bruno	USA	14.92
7,	Andrea Scherney	AUT	14.94

Paris 2003**Men's 200 Metres (Aug 28) (-0.5)**

1,	Marlon Shirley	USA	22.93
2,	Danny Andrews	USA	23.60
3,	Dominique Andre	FRA	23.83
4,	Neil Fuller	AUS	24.23
5,	Marcus Ehm	GER	24.37
6,	Roderick Green	USA	24.96
7,	Roberto La Barbera	ITA	25.13
8,	David Barallo	ESP	25.43

Cerebral Palsy**Paris 2003****Men's 400 Metres (Aug 28)**

1,	Mohammed Allek	ALG	55.33
2,	Matthew Slade	NZL	56.63
3,	Lamouri Rahmouni	FRA	57.81
4,	Rene Schramm	GER	58.22
5,	Darren Thrupp	GER	58.49
6,	Laurent Escurat	FRA	63.39



Hurdles



Pole Vault



Hammer Throw



Shot Put



Javelin Throw



Long Jump



Discus Throw



High Jump



Running



Welcome



Applause



Leap

IAAF WORLD ATHLETIC SERIES RESULTS

This section contains the names of the first three finishers at every IAAF World Athletic Series event, plus further IAAF events. The order in which these competitions are listed is that defined in the IAAF's World Athletics Series Technical Regulations. The IAAF World Championships (see from page 79 for full results) take first place in that order.

IAAF WORLD INDOOR CHAMPIONSHIPS

Venues - 1985: Paris (World Indoor Games; 18/19 Jan); 1987: Indianapolis (6-8 Mar); 1989: Budapest (3-5 Mar); 1991: Sevilla (8-10 Mar); 1993: Toronto (12-14 Mar); 1995: Barcelona (10-12 Mar); 1997: Paris (7-9 Mar); 1999: Maebashi (5-7 Mar); 2001: Lisboa (9-11 Mar); 2003: Birmingham (14-16 Mar); 2004: Budapest (5-7 Mar); 2006: Moskva (10-12 Mar); 2008: Valencia (7-9 Mar); 2010: Doha (12-14 Mar); 2012: Istanbul (9-11 Mar); 2014: Sopot (7-9 Mar); 2016: Portland (17-20 Mar); 2018: Birmingham (Mar)

YEAR	GOLD	SILVER	BRONZE
MEN			
60 Metres			
1985	<i>Ben Johnson</i> CAN 6.62	<i>Sam Graddy</i> USA 6.63	<i>Ronald Desruelles</i> BEL 6.68
1987	Lee McRae USA 6.50	Mark Witherspoon USA 6.54	Cesco Pavoni ITA 6.59
1989	Andrés Simón CUB 6.52	John Myles-Mills GHA 6.59	Cesco Pavoni ITA 6.61
1991	Andre Cason USA 6.54	Linford Christie GBR 6.55	Chidi Imoh NGR 6.60
1993	Bruny Surin CAN 6.50	Frankie Fredericks NAM 6.51	Talal Mansoor QAT 6.57
1995	Bruny Surin CAN 6.46	Darren Braithwaite GBR 6.51	Robert Esmie CAN 6.55
1997	Haris Papadías GRE 6.50	Michael Green JAM 6.51	Davidson Ezinwa NGR 6.52
1999	Maurice Greene USA 6.42	Tim Harden USA 6.43	Jason Gardener GBR 6.46
2001	Tim Harden USA 6.44	Tim Montgomery USA 6.46	Mark Lewis-Francis GBR 6.51
2003	Justin Gatlin USA 6.46	Kim Collins SKN 6.53	Jason Gardener GBR 6.55
2004	Jason Gardener GBR 6.49	Shawn Crawford USA 6.52	Yórgos Theodorides GRE 6.54
2006	Leonard Scott USA 6.50	Andrey Yepishin RUS 6.52	Terrence Trammell USA 6.54
2008	Olusoji Fasuba NGR 6.51	Kim Collins SKN 6.54	
		Dwain Chambers GBR 6.54	
2010	Dwain Chambers GBR 6.48	Mike Rodgers USA 6.53	Daniel Bailey ANT 6.57
2012	Justin Gatlin USA 6.46	Nesta Carter JAM 6.54	Dwain Chambers GBR 6.60
2014	Richard Kilty GBR 6.49	Marvin Bracy USA 6.51	Femi Ogunode QAT 6.52
200 Metres (Not continued after 2004)			
1985	<i>Aleksandr Yevgenyev</i> URS 20.95	<i>Ade Mafe</i> GBR 20.96	<i>João da Silva</i> BRA 21.19
1987	Kirk Baptiste USA 20.73	Bruno Marie-Rose FRA 20.89	Robson da Silva BRA 20.92
1989	John Regis GBR 20.54	Ade Mafe GBR 20.87	Kevin Little USA 21.12
1991	Nikolay Antonov BUL 20.67	Linford Christie GBR 20.72	Ade Mafe GBR 20.92
1993	James Trapp USA 20.63	Damien Marsh AUS 20.71	Kevin Little USA 20.72
1995	Geir Moen NOR 20.58	Troy Douglas BER 20.94	Sebastián Keitel CHI 20.98
1997	Kevin Little USA 20.40	Iván García CUB 20.46	Francis Obikwelu NGR 21.10
1999	Frankie Fredericks NAM 20.10	Obadele Thompson BAR 20.26	Kevin Little USA 20.48
2001	Shawn Crawford USA 20.63	Christian Malcolm GBR 20.76	Patrick van Balkom NED 20.96
2003	Marlon Devonish GBR 20.62	Joseph Batangdon CMR 20.76	Dominic Demeritte BAH 20.92
2004	Dominic Demeritte BAH 20.66	Johan Wissman SWE 20.72	Tobias Unger GER 21.02
400 Metres			
1985	<i>Thomas Schönlebe</i> GDR 45.60	<i>Todd Bennett</i> GBR 45.97	<i>Mark Rowe</i> USA 46.31
1987	Antonio McKay USA 45.98	Roberto Hernández CUB 46.09	Michael Franks USA 46.19
1989	Antonio McKay USA 45.59	Ian Morris TRI 46.09	Cayetano Cornet ESP 46.40
1991	Devon Morris JAM 46.17	Samson Kitur KEN 46.21	Cayetano Cornet ESP 46.52
1993	Butch Reynolds USA 45.26	Sunday Bada NGR 45.75	Darren Clark AUS 46.45
1995	Darnell Hall USA 46.17	Sunday Bada NGR 46.38	Mikhail Vdovin RUS 46.65
1997	Sunday Bada NGR 45.51	Jamie Baulch GBR 45.62	Shunji Karube JPN 45.76
1999	Jamie Baulch GBR 45.73	Milton Campbell USA 45.99	Alejandro Cardenas MEX 46.02
2001	Daniel Caines GBR 46.40	Milton Campbell USA 46.45	Danny McFarlane JAM 46.74
2003	Tyree Washington USA 45.34	Daniel Caines GBR 45.43	Jamie Baulch GBR 45.99
			Paul McKee IRL 45.99
2004	Alleyne Francique GRN 45.88	Davian Clarke JAM 45.92	Gary Kikaya COD 46.30
2006	Alleyne Francique GRN 45.54	California Molefe BOT 45.75	Chris Brown BAH 45.78
2008	Tyler Christopher CAN 45.67	Johan Wissman SWE 46.04	Chris Brown BAH 46.26

YEAR	GOLD		SILVER		BRONZE	
2010	Chris Brown	BAH 45.96	William Collazo	CUB 46.31	Jamaal Torrance	USA 46.43
2012	Nery Brenes	CRC 45.11	Demetrius Pinder	BAH 45.34	Chris Brown	BAH 45.90
2014	Pavel Maslák	CZE 45.24	Chris Brown	BAH 45.58	Kyle Clemons	USA 45.74

800 Metres

1985	<i>Colomán Trabado</i>	<i>ESP 1:47.42</i>	<i>Benjamin González</i>	<i>ESP 1:47.94</i>	<i>Ikem Billy</i>	<i>GBR 1:48.28</i>
1987	José Luiz Barbosa	BRA 1:47.49	Vladimir Graudyn	URS 1:47.68	Fauzi Lahbi	MAR 1:47.79
1989	Paul Ereng	KEN 1:44.84	José Luiz Barbosa	BRA 1:45.55	Tonino Viali	ITA 1:46.95
1991	Paul Ereng	KEN 1:47.08	Tomás de Teresa	ESP 1:47.82	Simon Hoogewerf	CAN 1:47.88
1993	Tom McKean	GBR 1:47.29	Charles Nkazamyampi	BDI 1:47.62	Nico Motchebon	GER 1:48.15
1995	Clive Terrelonge	JAM 1:47.30	Benson Koech	KEN 1:47.51	Pavel Soukup	CZE 1:47.74
1997	Wilson Kipketer	DEN 1:42.67	Mahjoub Haïda	MAR 1:45.76	Rich Kenah	USA 1:46.16
1999	Johan Botha	RSA 1:45.47	Wilson Kipketer	DEN 1:45.49	Nico Motchebon	GER 1:45.74
2001	Yuriy Borzakovskyi	RUS 1:44.49	Johan Botha	RSA 1:46.42	André Bucher	SUI 1:46.46
2003	David Krummenacker	USA 1:45.69	Wilson Kipketer	DEN 1:45.87	Wilfred Bungei	KEN 1:46.54
2004	Mbulaeni Mulaudzi	RSA 1:45.71	Rashid Ramzi	BRN 1:46.15	Osmar dos Santos	BRA 1:46.26
2006	Wilfred Bungei	KEN 1:47.15	Mbulaeni Mulaudzi	RSA 1:47.16	Yuriy Borzakovskyi	RUS 1:47.38
2008	Abubaker Kaki	SUD 1:44.81	Mbulaeni Mulaudzi	RSA 1:44.91	Youssef Saad Kamel	BRN 1:45.26
2010	Abubaker Kaki	SUD 1:46.23	Boaz Lalang	KEN 1:46.39	Adam Kszczot	POL 1:46.69
2012	Mohamed Aman	ETH 1:48.36	Jakub Holuša	CZE 1:48.62	Andrew Osagie	GBR 1:48.92
2014	Mohamed Aman	ETH 1:46.40	Adam Kszczot	POL 1:46.76	Andrew Osagie	GBR 1:47.10

1500 Metres

1985	<i>Mike Hillardt</i>	<i>AUS 3:40.27</i>	<i>José Luis González</i>	<i>ESP 3:41.36</i>	<i>Joseph Chesire</i>	<i>KEN 3:41.38</i>
1987	Marcus O'Sullivan	IRL 3:39.04	José Abascal	ESP 3:39.13	Han Kuler	NED 3:39.51
1989	Marcus O'Sullivan	IRL 3:36.64	Hauke Fuhlbrügge	GDR 3:37.80	Jeff Atkinson	USA 3:38.12
1991	Nouredine Morceli	ALG 3:41.57	Fermin Cacho	ESP 3:42.68	Mário Silva	POR 3:43.85
1993	Marcus O'Sullivan	IRL 3:45.00	David Strang	GBR 3:45.30	Branko Zorko	CRO 3:45.39
1995	Hicham El Guerrouj	MAR 3:44.54	Mateo Cañellas	ESP 3:44.85	Eric Nedeau	USA 3:44.91
1997	Hicham El Guerrouj	MAR 3:35.31	Rüdiger Stenzel	GER 3:37.24	William Tanui	KEN 3:37.48
1999	Haile Gebrselassie	ETH 3:33.77	Laban Rotich	KEN 3:33.98	Andrés Díaz	ESP 3:34.46
2001	Rui Silva	POR 3:51.06	Reyes Estévez	ESP 3:51.25	Noah Ngeny	KEN 3:51.63
2003	Driss Maazouzi	FRA 3:42.59	Bernard Lagat	KEN 3:42.62	Abdelkader Hachlaf	MAR 3:42.71
2004	Paul Korir	KEN 3:52.31	Ivan Heshko	UKR 3:52.34	Laban Rotich	KEN 3:52.93
2006	Ivan Heshko	UKR 3:42.08	Daniel Kipchirchir Komen	KEN 3:42.55	Elkana Angwenyi	KEN 3:42.98
2008	Deresse Mekonnen	ETH 3:38.23	Daniel Kipchirchir Komen	KEN 3:38.54	Juan Carlos Higuero	ESP 3:38.82
2010	Deresse Mekonnen	ETH 3:41.86	Abdalaati Iguider	MAR 3:41.96	Haron Keitany	KEN 3:42.32
2012	Abdelaati Iguider	MAR 3:45.21	Ilham Tanui Özbilen	TUR 3:45.35	Mekonnen Gebremedhin	ETH 3:45.90
2014	Ayanleh Souleiman	DJI 3:37.52	Aman Wote	ETH 3:38.08	Abdelaati Iguider	MAR 3:38.21

3000 Metres

1985	<i>João Campos</i>	<i>POR 7:57.63</i>	<i>Don Clary</i>	<i>USA 7:57.78</i>	<i>Ivan Uzivil</i>	<i>TCH 7:57.92</i>
1987	Frank O'Mara	IRL 8:03.32	Paul Donovan	IRL 8:03.99	Terry Brahm	USA 8:03.92
1989	Said Aouita	MAR 7:47.94	José Luis González	ESP 7:48.66	Rieter Baumann	FRG 7:50.47
1991	Frank O'Mara	IRL 7:41.14	Hammou Boutayeb	MAR 7:43.64	Bob Denmark	GBR 7:43.90
1993	Gennaro Di Napoli	ITA 7:50.26	Eric Dubus	FRA 7:50.57	Enrique Molina	ESP 7:51.10
1995	Gennaro Di Napoli	ITA 7:50.89	Anacleto Jiménez	ESP 7:50.98	Brahim Jabbour	MAR 7:51.42
1997	Haile Gebrselassie	ETH 7:34.71	Paul Bitok	KEN 7:38.84	Smaïl Sghir	MAR 7:40.01
1999	Haile Gebrselassie	ETH 7:53.57	Paul Bitok	KEN 7:53.79	Million Wolde	ETH 7:53.85
2001	Hicham El Guerrouj	MAR 7:37.74	Mohammed Mourhit	BEL 7:38.94	Alberto García	ESP 7:39.96
2003	Haile Gebrselassie	ETH 7:40.97	Alberto García	ESP 7:42.08	Luke Kipkosgei	KEN 7:42.56
2004	Bernard Lagat	KEN 7:56.34	Rui Silva	POR 7:57.08	Markos Geneti	ETH 7:57.87
2006	Kenenisa Bekele	ETH 7:39.32	Saif Saeed Shaheen	QAT 7:41.28	Eliud Kipchoge	KEN 7:42.58
2008	Tariku Bekele	ETH 7:48.23	Paul Kipsiele Koeh	KEN 7:49.05	Abraham Cherkos	ETH 7:49.96
2010	Bernard Lagat	USA 7:37.97	Sergio Sánchez	ESP 7:39.55	Sammy Mutahi	KEN 7:39.90
2012	Bernard Lagat	USA 7:41.44	Augustine Choge	KEN 7:41.77	Edwin Soi	KEN 7:41.78
2014	Caleb Ndiku	KEN 7:54.94	Bernard Lagat	USA 7:55.22	Dejen Gebremeskel	ETH 7:55.39

60 Metres Hurdles (106.7cm)

1985	<i>Stéphane Caristan</i>	<i>FRA 7.67</i>	<i>Javier Moracho</i>	<i>ESP 7.69</i>	<i>Jon Ridgeon</i>	<i>GBR 7.70</i>
1987	Tonie Campbell	USA 7.51	Stéphane Caristan	FRA 7.62	Nigel Walker	GBR 7.66
1989	Roger Kingdom	USA 7.43	Colin Jackson	GBR 7.45	Igor Kazanov	URS 7.59
1991	Greg Foster	USA 7.45	Igor Kazanov	URS 7.47	Mark McKoy	CAN 7.49
1993	Mark McKoy	CAN 7.41	Colin Jackson	GBR 7.43	Tony Dees	USA 7.43
1995	Allen Johnson	USA 7.39	Courtney Hawkins	USA 7.41	Tony Jarrett	GBR 7.42
1997	Anier García	CUB 7.48	Colin Jackson	GBR 7.49	Tony Dees	USA 7.50
1999	Colin Jackson	GBR 7.38	Reggie Torian	USA 7.40	Falk Balzer	GER 7.44
2001	Terrence Trammell	USA 7.51	Anier García	CUB 7.54	Shaun Bownes	RSA 7.55
2003	Allen Johnson	USA 7.47	Anier García	CUB 7.49	Liu Xiang	CHN 7.52

YEAR	GOLD			SILVER			BRONZE		
2004	Allen Johnson	USA	7.36	Liu Xiang	CHN	7.43	Maurice Wignall	JAM	7.48
2006	Terrence Trammell	USA	7.43	Dayron Robles	CUB	7.46	Dominique Arnold	USA	7.52
2008	Liu Xiang	CHN	7.46	Allen Johnson	USA	7.55	Stanislav Oljarij	LAT	7.60
							Yevgeniy Borisov	RUS	7.60
2010	Dayron Robles	CUB	7.34	Terrence Trammell	USA	7.36	David Oliver	USA	7.44
2012	Aries Merritt	USA	7.44	Liu Xiang	CHN	7.49	Pascal Martinot-Lagarde	FRA	7.53
2014	Omo Osaghae	USA	7.45	Pascal Martinot-Lagarde	FRA	7.46	Garfield Darien	FRA	7.47
High Jump									
1985	<i>Patrik Sjöberg</i>	<i>SWE</i>	<i>2.32</i>	<i>Javier Sotomayor</i>	<i>CUB</i>	<i>2.30</i>	<i>Othmane Belfaa</i>	<i>ALG</i>	<i>2.27</i>
1987	Igor Paklin	URS	2.38	Gennadiy Avdyeyenko	URS	2.38	Jan Zvara	TCH	2.34
1989	Javier Sotomayor	CUB	2.43	Dietmar Mögenburg	FRG	2.35	Patrik Sjöberg	SWE	2.35
1991	Hollis Conway	USA	2.40	Artur Partyka	POL	2.37	Javier Sotomayor	CUB	2.31
							Aleksey Yemelin	URS	2.31
1993	Javier Sotomayor	CUB	2.41	Patrik Sjöberg	SWE	2.39	Steve Smith	GBR	2.37
1995	Javier Sotomayor	CUB	2.38	Lámbros Papakóstas	GRE	2.35	Tony Barton	USA	2.32
1997	Charles Austin	USA	2.35	Lámbros Papakóstas	GRE	2.32	Dragutin Topić	YUG	2.32
1999	Javier Sotomayor	CUB	2.36	Vyacheslav Voronin	RUS	2.36	Charles Austin	USA	2.33
2001	Stefan Holm	SWE	2.32	Andrey Sokolovskiy	UKR	2.29	Staffan Strand	SWE	2.29
2003	Stefan Holm	SWE	2.35	Yaroslav Rybakov	RUS	2.33	Gennadiy Moroz	BLR	2.30
2004	Stefan Holm	SWE	2.35	Yaroslav Rybakov	RUS	2.32	Jaroslav Bába	CZE	2.25
							Germaine Mason	JAM	2.25
2006	Yaroslav Rybakov	RUS	2.37	Andrey Tereshin	RUS	2.35	Stefan Vasilache	ROU	2.25
2008	Stefan Holm	SWE	2.36	Yaroslav Rybakov	RUS	2.34	Linus Thörnblad	SWE	2.33
							Kyriakos Ioannou	CYP	2.30
2010	Ivan Ukhov	RUS	2.36	Yaroslav Rybakov	RUS	2.31	Andra Manson	USA	2.30
2012	Dimitrios Hondrokoúkis	GRE	2.33	Andrey Silnov	RUS	2.33	Dusty Jonas	USA	2.31
2014	Mutaz Essa Barshim	QAT	2.38	Ivan Ukhov	RUS	2.38	Ivan Ukhov	RUS	2.31
							Andrii Protsenko	UKR	2.36
Pole Vault									
1985	<i>Sergey Bubka</i>	<i>URS</i>	<i>5.75</i>	<i>Thierry Vigneron</i>	<i>FRA</i>	<i>5.70</i>	<i>Vasiliy Bubka</i>	<i>URS</i>	<i>5.60</i>
1987	Sergey Bubka	URS	5.85	Earl Bell	USA	5.80	Thierry Vigneron	FRA	5.80
1989	Radion Gataullin	URS	5.85	Grigoriy Yegorov	URS	5.80	Joe Dial	USA	5.70
1991	Sergey Bubka	URS	6.00	Viktor Ryzhenkov	URS	5.80	Ferenc Salbert	FRA	5.70
1993	Radion Gataullin	RUS	5.90	Grigoriy Yegorov	KAZ	5.80	Jean Galfione	FRA	5.80
1995	Sergey Bubka	UKR	5.90	Igor Potapovich	KAZ	5.80	Okkert Brits	RSA	5.75
							Andrei Tiwontchik	GER	5.75
1997	Igor Potapovich	KAZ	5.90	Lawrence Johnson	USA	5.85	Maksim Tarasov	RUS	5.75
1999	Jean Galfione	FRA	6.00	Jeff Hartwig	USA	5.95	Danny Ecker	GER	5.85
2001	Lawrence Johnson	USA	5.95	Tye Harvey	USA	5.90	Romain Mesnil	FRA	5.85
2003	Tim Lobinger	GER	5.80	Michael Stolle	GER	5.75	Rens Blom	NED	5.75
2004	Igor Pavlov	RUS	5.80	Adam Ptáček	CZE	5.70	Denis Yurchenko	UKR	5.70
2006	Brad Walker	USA	5.80	Alhaji Jeng	SWE	5.70	Tim Lobinger	GER	5.60
2008	Yevgeniy Lukyanenko	RUS	5.90	Brad Walker	USA	5.85	Steven Hooker	AUS	5.80
2010	Steven Hooker	AUS	6.01	Malte Mohr	GER	5.70	Alexander Straub	GER	5.65
2012	Renaud Lavillenie	FRA	5.95	Björn Otto	GER	5.80	Brad Walker	USA	5.80
2014	Konstadinos Filippidis	GRE	5.80	Malte Mohr	GER	5.80	Jan Kudlička	CZE	5.80
Long Jump									
1985	<i>Jan Leitner</i>	<i>TCH</i>	<i>7.96</i>	<i>Gyulai Pálóczi</i>	<i>HUN</i>	<i>7.94</i>	<i>Giovanni Evangelisti</i>	<i>ITA</i>	<i>7.88</i>
1987	Larry Myricks	USA	8.23	Paul Emordi	NGR	8.01	Giovanni Evangelisti	ITA	8.01
1989	Larry Myricks	USA	8.37	Dietmar Haaf	GER	8.17	Mike Conley	USA	8.11
1991	Dietmar Haaf	GER	8.15	Jaime Jefferson	CUB	8.04	Giovanni Evangelisti	ITA	7.93
1993	Iván Pedroso	CUB	8.23	Joe Greene	USA	8.13	Jaime Jefferson	CUB	7.98
1995	Iván Pedroso	CUB	8.51	Matthias Sunneborn	SWE	8.20	Erick Walder	USA	8.14
1997	Iván Pedroso	CUB	8.51	Kirill Sosunov	RUS	8.41	Joe Greene	USA	8.41
1999	Iván Pedroso	CUB	8.62	Yago Lamela	ESP	8.56	Erick Walder	USA	8.30
2001	Iván Pedroso	CUB	8.43	Kareem Streete-Thompson	CAY	8.16	Carlos Calado	POR	8.16
2003	Dwight Phillips	USA	8.29	Yago Lamela	ESP	8.28	Miguel Pate	USA	8.21
2004	Savanté Stringfellow	USA	8.40	James Beckford	JAM	8.31	Vitaliy Shkurlatov	RUS	8.28
2006	Ignisious Gaisah	GHA	8.30	Irving Saladino	PAN	8.29	Andrew Howe	ITA	8.19
2008	Khotso Mokoena	RSA	8.08	Chris Tomlinson	GBR	8.06	Mohamed S. Al-Khuwailidi	KSA	8.01
2010	Fabrice Lapierre	AUS	8.17	Khotso Mokoena	RSA	8.08	Mitchell Watt	AUS	8.05
2012	Mauro da Silva	BRA	8.23	Henry Frayne	AUS	8.23	Aleksandr Menkov	RUS	8.22
2014	Mauro da Silva	BRA	8.28	Li Jinzhe	CHN	8.23	Michel Tornéus	SWE	8.21
Triple Jump									
1985	<i>Khristo Markov</i>	<i>BUL</i>	<i>17.22</i>	<i>Lázaro Betancourt</i>	<i>CUB</i>	<i>17.15</i>	<i>Lázaro Balcindes</i>	<i>CUB</i>	<i>16.83</i>
1987	Mike Conley	USA	17.54	Oleg Protsenko	URS	17.26	Frank Rutherford	BAH	17.02

YEAR	GOLD		SILVER		BRONZE				
1989	Mike Conley	USA	17.65	Jorge Reyna	CUB	17.41	Juan López	CUB	17.28
1991	Igor Lapshin	URS	17.31	Leonid Voloshin	URS	17.04	Tord Henriksson	SWE	16.80
1993	Pierre Camara	FRA	17.59	Maris Bruziks	LAT	17.36	Brian Wellman	BER	17.27
1995	Brian Wellman	BER	17.72	Yoelbi Quesada	CUB	17.62	Serge Hélan	FRA	17.06
1997	Yoel Garcia	CUB	17.30	Aliecer Urrutia	CUB	17.27	Aleksandr Aseledchenko	RUS	17.22
1999	Charles Friedek	GER	17.18	LaMark Carter	USA	16.98	Zsolt Czinger	HUN	16.98
2001	Paolo Camossi	ITA	17.32	Jonathan Edwards	GBR	17.26	Andrew Murphy	AUS	17.20
2003	Christian Olsson	SWE	17.70	Walter Davis	USA	17.35	Yoelbi Quesada	CUB	17.27
2004	Christian Olsson	SWE	17.83	Jadel Gregório	BRA	17.43	Yoandri Betanzos	CUB	17.36
2006	Walter Davis	USA	17.73	Jadel Gregório	BRA	17.56	Yoandri Betanzos	CUB	17.42
2008	Phillips Idowu	GBR	17.75	David Girat	CUB	17.47	Nelson Évora	POR	17.27
2010	Teddy Tamgho	FRA	17.90	Yoandri Betanzos	CUB	17.69	David Girat	CUB	17.36
2012	Will Claye	USA	17.70	Christian Taylor	USA	17.63	Lyukman Adams	RUS	17.36
2014	Lyukman Adams	RUS	17.37	Ernesto Revé	CUB	17.33	Pedro Pablo Pichardo	CUB	17.24

Shot Put (7.26Kg)

1985	<i>Remigius Machura</i>	<i>TCH</i>	<i>21.22</i>	<i>Udo Beyer</i>	<i>GDR</i>	<i>21.10</i>	<i>Jānis Bojārs</i>	<i>URS</i>	<i>19.94</i>
1987	Ulf Timmermann	GDR	22.24	Werner Günthör	SUI	21.61	Sergey Smirnov	URS	20.67
1989	Ulf Timmermann	GDR	21.75	Randy Barnes	USA	21.28	Georg Andersen	NOR	20.98
1991	Werner Günthör	SUI	21.17	Klaus Bodenmüller	AUT	20.42	Ron Backes	USA	20.06
1993	Mike Stulce	USA	21.27	Jim Doehring	USA	21.08	Aleksandr Bagach	UKR	20.63
1995	Mika Halvari	FIN	20.74	C J Hunter	USA	20.58	Dragan Perić	YUG	20.36
1997	Yuriy Belonog	UKR	21.02	Aleksandr Bagach	UKR	20.94	John Godina	USA	20.87
1999	Aleksandr Bagach	UKR	21.41	John Godina	USA	21.06	Yuriy Belonog	UKR	20.89
2001	John Godina	USA	20.82	Adam Nelson	USA	20.72	Manuel Martínez	ESP	20.67
2003	Manuel Martínez	ESP	21.24	John Godina	USA	21.23	Yuriy Belonog	UKR	21.13
2004	Christian Cantwell	USA	21.49	Reese Hoffa	USA	21.07	Joachim B. Olsen	DEN	20.99
2006	Reese Hoffa	USA	22.11	Joachim B. Olsen	DEN	21.16	Pavel Sofyin	RUS	20.68
2008	Christian Cantwell	USA	21.77	Reese Hoffa	USA	21.20	Tomasz Majewski	POL	20.93
2010	Christian Cantwell	USA	21.83	Ralf Bartels	GER	21.44	Dylan Armstrong	CAN	21.39
2012	Ryan Whiting	USA	22.00	David Storl	GER	21.88	Tomasz Majewski	POL	21.72
2014	Ryan Whiting	USA	22.05	David Storl	GER	21.79	Tom Walsh	NZL	21.26

Heptathlon (Invitation event only in 1993)

1993	<i>Dan O'Brien</i>	<i>USA</i>	<i>6476</i>	<i>Mike Smith</i>	<i>CAN</i>	<i>6279</i>	<i>Eduard Hämäläinen</i>	<i>BLR</i>	<i>6075</i>
1995	Christian Plaziat	FRA	6246	Tomás Dvorák	CZE	6169	Henrik Dagård	SWE	6142
1997	Robert Změlík	CZE	6228	Erki Nool	EST	6213	Jón Arnur Magnússon	ISL	6145
1999	Sebastian Chmara	POL	6386	Erki Nool	EST	6374	Roman Šebrle	CZE	6319
2001	Roman Šebrle	CZE	6420	Jón Arnur Magnússon	ISL	6233	Lev Lobodin	RUS	6202
2003	Tom Pappas	USA	6361	Lev Lobodin	RUS	6297	Roman Šebrle	CZE	6196
2004	Roman Šebrle	CZE	6438	Bryan Clay	USA	6365	Lev Lobodin	RUS	6203
2006	André Niklaus	GER	6192	Bryan Clay	USA	6187	Roman Šebrle	CZE	6161
2008	Bryan Clay	USA	6371	Andrey Kravchenko	BLR	6234	Dmitriy Karpov	KAZ	6131
2010	Bryan Clay	USA	6204	Trey Hardee	USA	6184	Aleksey Mozdov	RUS	6141
2012	Ashton Eaton	USA	6645	Oleksiy Kasyanov	UKR	6071	Artem Lukyanenko	UKR	5969
2014	Ashton Eaton	USA	6632	Andrey Kravchenko	BLR	6303	Thomas van der Plaetsen	BEL	6259

5000 Metres Walk (Not continued after 1993)

1985	<i>Gérard Lelièvre</i>	<i>FRA</i>	<i>19:06.20</i>	<i>Maurizio Damilano</i>	<i>ITA</i>	<i>19:11.41</i>	<i>David Smith</i>	<i>AUS</i>	<i>19:16.04</i>
1987	Mikhail Shchennikov	URS	18:27.79	Jozef Pribilinec	TCH	18:27.80	Ernesto Canto	MEX	18:38.71
1989	Mikhail Shchennikov	URS	18:27.10	Roman Mrázek	TCH	18:28.90	Frants Kostyukevich	URS	18:34.07
1991	Mikhail Shchennikov	URS	18:23.55	Giovanni DeBenedictis	ITA	18:23.60	Frants Kostyukevich	URS	18:47.05
1993	Mikhail Shchennikov	RUS	18:32.10	Robert Korzeniowski	POL	18:35.91	Mikhail Orlov	RUS	18:43.48

4 x 400 Metres Relay

1991	Germany	3:03.05	United States	3:03.24	Italy	3:05.51
1993	United States	3:04.20	Trinidad & Tobago	3:07.02	Japan	3:07.30
1995	United States	3:07.37	Italy	3:09.12	Japan	3:09.73
1997	United States	3:04.93	Jamaica	3:08.11	France	3:08.11
1999	United States	3:02.83	Poland	3:03.01	Great Britain & NI	3:03.20
2001	Poland	3:04.47	Russia	3:04.82	Jamaica	3:05.45
2003	Jamaica	3:04.21	Great Britain & NI	3:06.12	Poland	3:06.61
2004	Jamaica	3:05.21	Russia	3:06.23	Ireland	3:10.44
2006	United States	3:03.24	Poland	3:04.67	Russia	3:06.91
2008	United States	3:06.79	Jamaica	3:07.69	Dominican Republic	3:07.77
2010	United States	3:03.40	Belgium	3:06.94	Great Britain & NI	3:07.52
2012	United States	3:03.94	Great Britain & NI	3:04.72	Trinidad & Tobago	3:06.85
2014	United States	3:02.13	Great Britain & NI	3:03.49	Jamaica	3:03.69

YEAR	GOLD	SILVER	BRONZE
------	------	--------	--------

WOMEN**60 Metres**

1985	<i>Silke Gladisch</i>	GDR 7.20	<i>Heather Oakes</i>	GBR 7.21	<i>Christelle Bulteau</i>	FRA 7.34
1987	Nelli Cooman	NED 7.08	Aneliya Nuneva	BUL 7.10	Angela Bailey	CAN 7.12
1989	Nelli Cooman	NED 7.05	Gwen Torrence	USA 7.07	Merlene Ottey	JAM 7.10
1991	Irina Sergeyeva	URS 7.02	Merlene Ottey	JAM 7.08	Liliana Allen	CUB 7.12
1993	Gail Devers	USA 6.95	Irina Privalova	RUS 6.97	Zhanna Tarnopolskaya	UKR 7.21
1995	Merlene Ottey	JAM 6.97	Melanie Paschke	GER 7.10	Carlette Guidry	USA 7.11
1997	Gail Devers	USA 7.06	Chandra Sturruup	BAH 7.15	Frédérique Bangué	FRA 7.17
1999	Katerina Thanou	GRE 6.96	Gail Devers	USA 7.02	Inger Miller	USA 7.06
2001	Chandra Sturruup	BAH 7.05	Angela Williams	USA 7.09	Chryste Gaines	USA 7.12
2003	Angela Williams	USA 7.16	Torri Edwards	USA 7.17	Merlene Ottey	SLO 7.20
2004	Gail Devers	USA 7.08	Kim Gevaert	BEL 7.12	Yuliya Nesterenko	BLR 7.12
2006	MeLisa Barber	USA 7.01	Lauryl Williams	USA 7.01	Kim Gevaert	BEL 7.11
2008	Angela Williams	USA 7.06	Jeanette Kwakye	GBR 7.08	Tahesia Harrigan	IVB 7.09
2010	Veronica Campbell-Brown	JAM 7.00	Carmelita Jeter	USA 7.05	Ruddy Zang Milama	GAB 7.14
					Sheri-Ann Brooks	JAM 7.14
2012	Veronica Campbell-Brown	JAM 7.01	Murielle Houré	CIV 7.04	Tianna Madison	USA 7.09
2014	Shelly-Ann Fraser-Pryce	JAM 6.98	Murielle Houré	CIV 7.01	Tianna Bartoletta	USA 7.06

200 Metres (Not continued after 2004)

1985	<i>Marita Koch</i>	GDR 23.09	<i>Christine Cazier</i>	FRA 23.33	<i>Kim Robertson</i>	NZL 23.69
1987	Heike Drechsler	GDR 22.27	Merlene Ottey	JAM 22.66	Grace Jackson	JAM 23.21
1989	Merlene Ottey	JAM 22.34	Grace Jackson	JAM 22.95	Natalya Kovtun	URS 23.28
1991	Merlene Ottey	JAM 22.24	Irina Sergeyeva	URS 22.41	Grit Breuer	GER 22.58
1993	Irina Privalova	RUS 22.15	Melinda Gainsford	AUS 22.73	Natalya Voronova	RUS 22.90
1995	Melinda Gainsford	AUS 22.64	Pauline Davis	BAH 22.68	Natalya Voronova	RUS 23.01
1997	Katerina Koffa	GRE 22.76	Juliet Cuthbert	JAM 22.77	Svetlana Goncharenko	RUS 22.85
1999	Ionela Tirlea	ROU 22.39	Svetlana Goncharenko	RUS 22.69	Pauline Davis	BAH 22.70
2001	Juliet Campbell	JAM 22.64	LaTasha Jenkins	USA 22.96	Natalya Safronnikova	BLR 23.17
2003	Muriel Hurtis	FRA 22.54	Anastasiya Kapachinskaya	RUS 22.80	Juliet Campbell	JAM 22.81
2004	Natalya Safronnikova	BLR 23.13	Svetlana Goncharenko	RUS 23.15	Karin Mayr-Krifka	AUT 23.18

400 Metres

1985	<i>Diane Dixon</i>	USA 53.35	<i>Regine Berg</i>	BEL 53.81	<i>Charmaine Crooks</i>	CAN 54.08
1987	Sabine Busch	GDR 51.66	Lillie Leatherwood	USA 52.54	Judit Forgács	HUN 52.68
1989	Helga Arendt	FRG 51.52	Diane Dixon	USA 51.77	Jillian Richardson	CAN 52.02
1991	Diane Dixon	USA 50.64	Sandra Myers	ESP 50.99	Anita Protti	SUI 51.41
1993	Sandie Richards	JAM 50.93	Tatyana Alekseyeva	RUS 51.03	Jearl Miles	USA 51.37
1995	Irina Privalova	RUS 50.23	Sandie Richards	JAM 51.38	Daniela Georgieva	BUL 51.78
1997	Jearl Miles-Clark	USA 50.96	Sandie Richards	JAM 51.17	Helena Fuchsová	CZE 52.04
1999	Grit Breuer	GER 50.80	Fallait Ogunkoya	NGR 51.25	Jearl Miles-Clark	USA 51.45
2001	Sandie Richards	JAM 51.04	Olga Kotlyarova	RUS 51.56	Olesya Zykina	RUS 51.71
2003	Natalya Nazarova	RUS 50.83	Christine Amertil	BAH 51.11	Grit Breuer	GER 51.13
2004	Natalya Nazarova	RUS 50.19	Olesya Krasnomovets	RUS 50.65	Tonique Williams	BAH 50.87
2006	Olesya Krasnomovets	RUS 50.04	Vania Stambolova	BUL 50.21	Christine Amertil	BAH 50.34
2008	Olesya Zykina	RUS 51.09	Natalya Nazarova	RUS 51.10	Shareese Woods	USA 51.41
2010	Debbie Dunn	USA 51.04	Tatyana Firova	RUS 51.13	Vania Stambolova	BUL 51.50
2012	Sanya Richards-Ross	USA 50.79	Aleksandra Fedoriva	RUS 51.76	Natasha Hastings	USA 51.82
2014	Francena McCorory	USA 51.12	Kaliese Spencer	JAM 51.54	Shaunae Miller	BAH 52.06

800 Metres

1985	<i>Cristeana Cojocar</i>	ROU 2:04.22	<i>Jane Finch</i>	GBR 2:04.71	<i>Maria Simeanu</i>	ROU 2:05.51
1987	Christine Wachtel	GDR 2:01.32	Gabriela Sedláková	TCH 2:01.85	Lyubov Karyukova	URS 2:01.98
1989	Christine Wachtel	GDR 1:59.24	Tatyana Grebenchuk	URS 1:59.53	Ellen Kiessling	GDR 1:59.68
1991	Christine Wachtel	GER 2:01.51	Violeta Beclea	ROU 2:01.75	Ella Kovacs	ROU 2:01.79
1993	Maria Mutola	MOZ 1:57.55	Svetlana Masterkova	URS 1:59.18	Joetta Clark	USA 1:59.86
1995	Maria Mutola	MOZ 1:57.62	Yelena Afanasyeva	RUS 1:59.79	Letitia Vriesde	SUR 2:00.36
1997	Maria Mutola	MOZ 1:58.96	Natalya Dukhnova	BLR 1:59.31	Joetta Clark	USA 1:59.82
1999	Ludmila Formanová	CZE 1:56.90	Maria Mutola	MOZ 1:57.17	Natalya Tsyganova	RUS 1:57.47
2001	Maria Mutola	MOZ 1:59.74	Stephanie Graf	AUT 1:59.78	Helena Fuchsová	CZE 2:01.18
2003	Maria Mutola	MOZ 1:58.94	Stephanie Graf	AUT 1:59.39	Mayte Martínez	ESP 1:59.53
2004	Maria Mutola	MOZ 1:58.50	Jolanda Čeplak	SLO 1:58.72	Jo Fenn	GBR 1:59.50
2006	Maria Mutola	MOZ 1:58.90	Kenia Sinclair	JAM 1:59.54	Hasna Benhassi	MAR 2:00.34
2008	Tamsyn Lewis	AUS 2:02.57	Tatyana Petlyuk	UKR 2:02.66	Maria Mutola	MOZ 2:02.97
2010	Mariya Savinova	RUS 1:58.26	Jenny Meadows	GBR 1:58.43	Alysia Johnson	USA 1:59.60
2012	Pamela Jelimo	KEN 1:58.83	Nataliya Lupu	UKR 1:59.67	Erica Moore	USA 1:59.97
2014	Chanelle Price	USA 2:00.09	Angelika Cichocka	POL 2:00.45	Maryna Arzamasova	BLR 2:00.79

YEAR	GOLD	SILVER	BRONZE
------	------	--------	--------

1500 Metres

1985	<i>Ely van Huist</i>	<i>NED</i>	4:11.41	<i>Fița Lovin</i>	<i>ROU</i>	4:11.42	<i>Brit McRoberts</i>	<i>CAN</i>	4:11.83
1987	Doina Melinte	ROU	4:05.68	Tatyana Samolenko	URS	4:07.08	Svetlana Kitova	URS	4:07.59
1989	Doina Melinte	ROU	4:04.79	Svetlana Kitova	URS	4:05.71	Yvonne Mai	GDR	4:06.09
1991	Lyudmila Rogachova	URS	4:05.09	Ivana Kubesová	TCH	4:06.22	Tudorita Chidu	ROU	4:06.27
1993	Yekaterina Podkopayeva	RUS	4:09.29	Violeta Beclea	ROU	4:09.41	Sandra Gasser	SUI	4:10.99
1995	Regina Jacobs	USA	4:12.61	Carla Sacramento	POR	4:13.02	Mayte Zúñiga	ESP	4:16.63
1997	Yekaterina Podkopayeva	RUS	4:05.19	Patricia Djaté-Taillard	FRA	4:06.16	Lidia Chojecka	POL	4:06.25
1999	Gabriela Szabo	ROU	4:03.23	Violeta Szekely	ROU	4:03.53	Lidia Chojecka	POL	4:05.86
2001	Hasna Benhassi	MAR	4:10.83	Violeta Szekely	ROU	4:11.17	Natalya Gorelova	RUS	4:11.74
2003	Regina Jacobs	USA	4:01.67	Kelly Holmes	GBR	4:02.66	Yekaterina Rozenberg	RUS	4:02.80
2004	Kutre Dulecha	ETH	4:06.40	Carmen Douma-Hussar	CAN	4:08.18	Gulnara Samitova	RUS	4:08.26
2006	Yuliya Chizhenko	RUS	4:04.70	Yelena Soboleva	RUS	4:05.21	Maryam Jamal	BRN	4:05.53
2008	Gelete Burka	ETH	3:59.75	Maryam Jamal	BRN	3:59.79	Daniela Yordanova	BUL	4:04.19
2010	Kalkidan Gezahegne	ETH	4:08.14	Natalia Rodríguez	ESP	4:08.30	Gelete Burka	ETH	4:08.39
2012	Genzebe Dibaba	ETH	4:05.78	Mariem Alaoui Selsouli	MAR	4:07.78	Aslı Çakır Alptekin	TUR	4:08.74
2014	Abeba Aregawi	SWE	4:00.61	Axumawit Embaye	ETH	4:07.12	Nicole Sifuentes	CAN	4:07.61

3000 Metres

1985	<i>Debbie Scott</i>	<i>CAN</i>	9:04.99	<i>Agnese Possamai</i>	<i>ITA</i>	9:09.66	<i>PattiSue Plumer</i>	<i>USA</i>	9:12.12
1987	Tatyana Samolenko	URS	8:46.52	Olga Bondarenko	URS	8:47.08	Marica Puică	ROU	8:47.92
1989	Ely van Huist	NED	8:33.82	Liz McColgan	GBR	8:34.80	Margareta Keszeg	ROU	8:48.70
1991	Marie-Pierre Duros	FRA	8:50.69	Margareta Keszeg	ROU	8:51.51	Lyubov Kremlyova	URS	8:51.90
1993	Yvonne Murray	GBR	8:50.55	Margareta Keszeg	ROU	9:02.89	Lynn Jennings	USA	9:03.78
1995	Gabriela Szabo	ROU	8:54.50	Lynn Jennings	USA	8:55.23	Joan Nesbit	USA	8:56.08
1997	Gabriela Szabo	ROU	8:45.75	Sonia O'Sullivan	IRL	8:46.19	Fernanda Ribeiro	POR	8:49.79
1999	Gabriela Szabo	ROU	8:36.42	Zahra Ouaziz	MAR	8:38.43	Regina Jacobs	USA	8:39.14
2001	Olga Yegorova	RUS	8:37.48	Gabriela Szabo	ROU	8:39.65	Yelena Zadorozhnaya	RUS	8:40.15
2003	Berhane Adere	ETH	8:40.25	Marta Domínguez	ESP	8:42.17	Meseret Defar	ETH	8:42.58
2004	Meseret Defar	ETH	9:11.22	Berhane Adere	ETH	9:11.43	Shayne Culpepper	USA	9:12.15
2006	Meseret Defar	ETH	8:38.80	Liliya Shobukhova	RUS	8:42.18	Lidia Chojecka	POL	8:42.59
2008	Meseret Defar	ETH	8:38.79	Meselech Melkamu	ETH	8:41.50	Mariem Alaoui Selsouli	MAR	8:41.66
2010	Meseret Defar	ETH	8:51.17	Vivian Cheruiyot	KEN	8:51.85	Sentayehu Ejigu	ETH	8:52.08
2012	Hellen Obiri	KEN	8:37.16	Meseret Defar	ETH	8:38.26	Gelete Burka	ETH	8:40.18
2014	Genzebe Dibaba	ETH	8:55.04	Hellen Obiri	KEN	8:57.72	Maryam Jamal	BRN	8:59.16

60 Metres Hurdles (83.8cm)

1985	<i>Xénia Siska</i>	<i>HUN</i>	8.03	<i>Laurence Elloy</i>	<i>FRA</i>	8.08	<i>Anne Piquereau</i>	<i>FRA</i>	8.10
1987	Cornelia Oschkenat	GDR	7.82	Yordanka Donkova	BUL	7.85	Ginka Zagorcheva	BUL	7.99
1989	Yelizaveta Chernyshova	URS	7.82	Lyudmila Narozhilenko	URS	7.83	Cornelia Oschkenat	GDR	7.86
1991	Lyudmila Narozhilenko	URS	7.88	Monique Ewanj-Épée	FRA	7.90	Aliuska López	CUB	8.03
1993	Julia Baumann	SUI	7.96	LaVonna Martin-Floréal	USA	7.99	Patricia Girard	FRA	8.01
1995	Aliuska López	CUB	7.92	Olga Shishigina	KAZ	7.92	Brigita Bukovec	SLO	7.93
1997	Michelle Freeman	JAM	7.82	Gillian Russell	JAM	7.84	Cheryl Dickey	USA	7.84
							Patricia Girard	FRA	7.84
1999	Olga Shishigina	KAZ	7.86	Glory Alozie	NGR	7.87	Katie Anderson	CAN	7.90
2001	Anjanette Kirkland	USA	7.85	Michelle Freeman	JAM	7.92	Nicole Ramalalanirina	FRA	7.96
2003	Gail Devers	USA	7.81	Glory Alozie	ESP	7.90	Melissa Morrison	USA	7.92
2004	Perdita Felicien	CAN	7.75	Gail Devers	USA	7.78	Linda Ferga-Khodadin	FRA	7.82
2006	Derval O'Rourke	IRL	7.84	Glory Alozie	ESP	7.86	Susanna Kallur	SWE	7.87
2008	Lolo Jones	USA	7.80	Candice Davis	USA	7.93	Anay Tejeda	CUB	7.98
2010	LoLo Jones	USA	7.72	Perdita Felicien	CAN	7.86	Priscilla Lopes-Schliep	CAN	7.87
2012	Sally Pearson	AUS	7.73	Tiffany Porter	GBR	7.94	Alina Talai	BLR	7.97
2014	Nia Ali	USA	7.80	Sally Pearson	AUS	7.85	Tiffany Porter	GBR	7.86

High Jump

1985	<i>Stefka Kostadinova</i>	<i>BUL</i>	1.97	<i>Susanne Lorentzon</i>	<i>SWE</i>	1.94	<i>Debbie Brill</i>	<i>CAN</i>	1.90
							<i>Danuta Bulkowska</i>	<i>POL</i>	1.90
							<i>Silvia Costa</i>	<i>CUB</i>	1.90
1987	Stefka Kostadinova	BUL	2.05	Susanna Beyer	GDR	2.02	Emiliya Dragieva	BUL	2.00
1989	Stefka Kostadinova	BUL	2.02	Tamara Bykova	URS	2.00	Heike Redetzky	FRG	1.94
1991	Heike Henkel	GER	2.00	Tamara Bykova	URS	1.97	Heike Balck	GER	1.94
1993	Stefka Kostadinova	BUL	2.02	Heike Henkel	GER	2.02	Inga Babakova	RUS	2.00
1995	Alina Astafei	GER	2.01	Britta Bilač	SLO	1.99	Heike Henkel	GER	1.99
1997	Stefka Kostadinova	BUL	2.02	Inga Babakova	UKR	2.00	Hanne Haugland	NOR	2.00
1999	Kristina Kalcheva	BUL	1.99	Zuzana Hlavoňová	CZE	1.96	Tisha Waller	USA	1.96
2001	Kajsa Bergqvist	SWE	2.00	Inga Babakova	UKR	2.00	Venelina Veneva	BUL	1.96
2003	Kajsa Bergqvist	SWE	2.01	Yelena Yelesina	RUS	1.99	Anna Chicherova	RUS	1.99
2004	Yelena Slesarenko	RUS	2.04	Anna Chicherova	RUS	2.00	Blanka Vlašić	CRO	1.97

YEAR	GOLD		SILVER		BRONZE				
2006	Yelena Slesarenko	RUS	2.02	Blanka Vlašić	CRO	2.00	Ruth Beitia	ESP	1.98
2008	Blanka Vlašić	CRO	2.03	Yelena Slesarenko	RUS	2.01	Vita Palamar	UKR	2.01
2010	Blanka Vlašić	CRO	2.00	Ruth Beitia	ESP	1.98	Chaunté Lowe	USA	1.98
2012	Chaunté Lowe	USA	1.98	Antonietta Di Martino	ITA	1.95			
				Anna Chicherova	RUS	1.95			
				Ebba Jungmark	SWE	1.95			
2014	Kamila Ličwinko	POL	2.00				Ruth Beitia	ESP	2.00
	Mariya Kuchina	RUS	2.00						
Pole Vault (From 1997)									
1997	Stacy Dragila	USA	4.40	Emma George	AUS	4.35	Cai Weiyan	CHN	4.35
1999	Nastja Ryschich	GER	4.50	Vala Flosadottir	ISL	4.45	Nicole Humbert	GER	4.35
							Zsuzsa Szabó	HUN	4.35
2001	Pavla Hamáčková	CZE	4.56	Svetlana Feofanova	RUS	4.51			
				Kellie Suttle	USA	4.51			
2003	Svetlana Feofanova	RUS	4.80	Yelena Isinbaeva	RUS	4.60	Monika Pyrek	POL	4.45
2004	Yelena Isinbaeva	RUS	4.86	Stacy Dragila	USA	4.81	Svetlana Feofanova	RUS	4.70
2006	Yelena Isinbaeva	RUS	4.80	Anna Rogowska	POL	4.75	Svetlana Feofanova	RUS	4.70
2008	Yelena Isinbaeva	RUS	4.75	Jenn Stuczynski	USA	4.75	Fabiana Murer	BRA	4.70
							Monika Pyrek	POL	4.70
2010	Fabiana Murer	BRA	4.80	Svetlana Feofanova	RUS	4.80	Anna Rogowska	POL	4.70
2012	Yelena Isinbaeva	RUS	4.80	Vanessa Boslak	FRA	4.70	Holly Bleasdale	GBR	4.70
2014	Yarisley Silva	CUB	4.70	Anzhelika Sidorova	RUS	4.70			
				Jiřina Ptáčniková	CZE	4.70			

Long Jump

1985	Helga Radtke	GDR	6.88	Tatyana Rodionova	URS	6.72	Niole Medvedeva	URS	6.44
1987	Heike Drechsler	GDR	7.10	Helga Radtke	GDR	6.94	Yelena Belevskaya	URS	6.76
1989	Galina Chistyakova	URS	6.98	Marieta Ilcu	ROU	6.86	Larisa Berezhnaya	URS	6.82
1991	Larisa Berezhnaya	URS	6.84	Heike Drechsler	GER	6.82	Marieta Ilcu	ROU	6.74
1993	Marieta Ilcu	ROU	6.84	Susen Tiedke	GER	6.84	Inessa Kravets	UKR	6.77
1995	Lyudmila Galkina	RUS	6.95	Irina Mushayilova	RUS	6.90	Susen Tiedke-Greene	GER	6.90
1997	Fiona May	ITA	6.86	Chioma Ajunwa	NGR	6.80	Agata Karczmarek	POL	6.71
1999	Tatyana Kotova	RUS	6.86	Shana Williams	USA	6.82	Iva Prandzheva	BUL	6.78
2001	Dawn Burrell	USA	7.03	Tatyana Kotova	RUS	6.98	Niurka Montalvo	ESP	6.88
2003	Tatyana Kotova	RUS	6.84	Inessa Kravets	UKR	6.72	Maurren Maggi	BRA	6.80
2004	Tatyana Lebedeva	RUS	6.98	Tatyana Kotova	RUS	6.93	Carolina Klüft	SWE	6.92
2006	Tianna Madison	USA	6.80	Naide Gomes	POR	6.76	Concepción Montaner	ESP	6.76
2008	Naide Gomes	POR	7.00	Maurren Higa Maggi	BRA	6.89	Irina Simagina	RUS	6.88
2010	Brittney Reese	USA	6.70	Naide Gomes	POR	6.67	Keila Costa	BRA	6.63
2012	Brittney Reese	USA	7.23	Janay DeLoach	USA	6.98	Shara Proctor	GBR	6.89
2014	Éloïse Lesueur	FRA	6.85	Katarina Johnson-Thompson	GBR	6.81	Ivana Španović	SRB	6.77

Triple Jump (Invitation event only in 1991)

1991	Inessa Kravets	URS	14.44	Li Huirong	CHN	13.98	Sofiya Bozhanova	BUL	13.62
1993	Inessa Kravets	UKR	14.47	Iolanda Chen	RUS	14.36	Inna Lasovskaya	RUS	14.35
1995	Iolanda Chen	RUS	15.03	Iva Prandzheva	BUL	14.71	Ren Ruiping	CHN	14.37
1997	Inna Lasovskaya	RUS	15.01	Ashia Hansen	GBR	14.70	Sárka Kaspárková	CZE	14.66
1999	Ashia Hansen	GBR	15.02	Iva Prandzheva	BUL	14.94	Sárka Kaspárková	CZE	14.87
2001	Tereza Marinova	BUL	14.91	Tatyana Lebedeva	RUS	14.85	Timbe Hurd	USA	14.19
2003	Ashia Hansen	GBR	15.01	Françoise Mbango	CMR	14.88	Kéné Ndoye	SEN	14.72
2004	Tatyana Lebedeva	RUS	15.36	Yamilé Aldama	SUD	14.90	Chrisopiýi Devetzi	GRE	14.73
2006	Tatyana Lebedeva	RUS	14.95	Anna Pyatykh	RUS	14.93	Yamilé Aldama	SUD	14.86
2008	Yargelis Savigne	CUB	15.05	Hrysopiýi Devetzi	GRE	15.00	Marija Sestak	SLO	14.68
2010	Olga Rypakova	KAZ	15.14	Yargelis Savigne	CUB	14.86	Anna Pyatykh	RUS	14.64
2012	Yamilé Aldama	GBR	14.82	Olga Rypakova	KAZ	14.63	Mabel Gay	CUB	14.29
2014	Yekaterina Koneva	RUS	14.46	Olga Saladukha	UKR	14.45	Kimberly Williams	JAM	14.39

Shot Put (4Kg)

1985	Natalya Lisovskaya	URS	20.07	Ines Müller	GDR	19.68	Nunu Abashidze	URS	18.82
1987	Natalya Lisovskaya	URS	20.52	Ilona Briesenick	GDR	20.28	Claudia Losch	FRG	20.14
1989	Claudia Losch	FRG	20.45	Huang Zhihong	CHN	20.25	Christa Wiese	GDR	19.75
1991	Sui Xinmei	CHN	20.54	Huang Zhihong	CHN	20.33	Natalya Lisovskaya	URS	20.00
1993	Svetlana Krivelyova	RUS	19.57	Stephanie Storp	GER	19.37	Zhang Lihuhong	CHN	19.32
1995	Kathrin Neimke	GER	19.40	Connie Price-Smith	USA	19.12	Grit Hammer	GER	19.02
1997	Vita Pavlysh	UKR	20.00	Astrid Kumbernuss	GER	19.92	Irina Korzhanenko	RUS	19.49
1999	Svetlana Krivelyova	RUS	19.08	Krystyna Zabawska	POL	19.00	Teri Tunks	USA	18.86
2001	Larisa Peleshenko	RUS	19.84	Nadezhda Ostapchuk	BLR	19.24	Svetlana Krivelyova	RUS	19.18

YEAR	GOLD	SILVER	BRONZE
2003	Irina Korzhanenko RUS 20.55	Nadezhda Ostapchuk BLR 20.31	Astrid Kumbernuss GER 19.86
2004	Svetlana Krivelyova RUS 19.90	Yumileidi Cumbá CUB 19.31	Nadine Kleinert GER 19.05
2006	Natalya Khoronoko BLR 19.84	Nadine Kleinert GER 19.64	Olga Ryabinkina RUS 19.24
2008	Valerie Vili NZL 20.19	Nadezhda Ostapchuk BLR 19.74	Li Meiju CHN 19.09
2010	Nadezhda Ostapchuk BLR 20.85	Valerie Vili NZL 20.49	Natalia Mikhnevich BLR 20.42
2012	Valerie Adams NZL 20.54	Nadezhda Ostapchuk BLR 20.42	Michelle Carter USA 19.58
2014	Valerie Adams NZL 20.67	Christina Schwanitz GER 19.94	Gong Lijiao CHN 19.24

Pentathlon (Invitation event only in 1993)

1993	<i>Liliana Nastase</i> ROU 4686	<i>Urszula Wodarczyk</i> POL 4667	<i>Birgit Clarius</i> GER 4641
1995	Svetlana Moskalets RUS 4834	Kym Carter USA 4632	Irina Tyukhay RUS 4622
1997	Sabine Braun GER 4780	Mona Steigauf GER 4681	Kym Carter USA 4627
1999	DeDee Nathan USA 4753	Irina Belova RUS 4691	Urszula Wodarczyk POL 4596
2001	Natalya Sazanovich BLR 4850	Yelena Prokhorova RUS 4711	Karin Ertl GER 4678
2003	Carolina Klüft SWE 4933	Natalya Sazanovich BLR 4715	Marie Collonvillé FRA 4644
2004	Naide Gomes POR 4759	Nataliya Dobrynska UKR 4727	Austra Skujytė LTU 4679
2006	Lyudmila Blonska UKR 4685	Karin Ruckstuhl NED 4607	Olga Levenkova RUS 4579
2008	Tia Hellebaut BEL 4867	Kelly Sotherton GBR 4852	Anna Bogdanova RUS 4753
2010	Jessica Ennis GBR 4937	Nataliya Dobrynska UKR 4851	Tatyana Chernova RUS 4762
2012	Nataliya Dobrynska UKR 5013	Jessica Ennis GBR 4965	Austra Skujytė LTU 4802
2014	Nadine Broersen NED 4830	Brienne Theisen-Eaton CAN 4768	Alina Fyodorova RUS 4724

3000 Metres Walk (Not continued after 1993)

1985	<i>Giuliana Salce</i> ITA 12:53.42	<i>Yan Hong</i> CHN 13:05.56	<i>Ann Peel</i> CAN 13:06.97
1987	Olga Krishtop URS 12:05.49	Giuliana Salce ITA 12:36.76	Ann Peel CAN 12:38.97
1989	Kerry Saxby AUS 12:01.65	Beate Anders GDR 12:07.73	Ileana Salvador ITA 12:11.33
1991	Beate Anders GER 11:50.90	Kerry Saxby AUS 12:03.21	Ileana Salvador ITA 12:07.67
1993	Yelena Nikolayeva RUS 11:49.73	Kerry Saxby-Junna AUS 11:53.82	Ileana Salvador ITA 11:55.35

4 x 400 Metres Relay

1991	Germany 3:27.22	USSR 3:27.95	United States 3:29.00
1993	Jamaica 3:32.32	United States 3:32.50	-
1995	Russia 3:29.29	Czech Republic 3:30.27	United States 3:31.43
1997	Russia 3:26.84	United States 3:27.66	Germany 3:28.39
1999	Russia 3:24.25	Australia 3:26.87	United States 3:27.59
2001	Russia 3:30.00	Jamaica 3:30.79	Germany 3:31.00
2003	Russia 3:28.45	Jamaica 3:31.23	United States 3:31.69
2004	Russia 3:23.88	Belarus 3:29.96	Romania 3:30.06
2006	Russia 3:24.91	United States 3:28.63	Belarus 3:28.65
2008	Russia 3:28.17	Belarus 3:28.90	United States 3:29.30
2010	United States 3:27.34	Russia 3:27.44	Czech Republic 3:30.05
2012	Great Britain & NI 3:28.76	United States 3:28.79	Russia 3:29.55
2014	United States 3:24.83	Jamaica 3:26.54	Great Britain & NI 3:27.90

IAAF WORLD JUNIOR CHAMPIONSHIPS

Venues - 1986: Athina (16-20 Jul); 1988: Sudbury (27-31 Jul); 1990: Plovdiv (8-12 Aug); 1992: Seoul (16-20 Sep); 1994: Lisboa (19-24 Jul); 1996: Sydney (20-25 Aug); 1998: Anney (28 Jul-2 Aug); 2000: Santiago de Chile (17-22 Oct); 2002: Kingston (16-21 Jul); 2004: Grosseto (12-18 Jul); 2006: Beijing (15-20 Aug); 2008: Bydgoszcz (8-13 Jul); 2010: Moncton (20-25 Jul); 2012: Barcelona (10-15 Jul); 2014: Eugene (22-27 Jul); 2016: Kazan (19-24 Jul)

MEN**100 Metres**

1986	Derrick Florence USA 10.17	Stanley Kerr USA 10.23	Jamie Henderson GBR 10.34	0.8
1988	Andre Cason USA 10.22	Sven Matthes GDR 10.28	Aleksandr Shlychkov URS 10.37	-2.7
1990	Davidson Ezinwa NGR 10.17	Jason Livingston GBR 10.25	Rodney Bridges USA 10.37	0.7
1992	Atjo Boldon TRI 10.30	Darren Campbell GBR 10.46	Tony McCall USA 10.49	0.0
1994	Deji Aliu NGR 10.21	Jason Gardener GBR 10.25	Deworski Odum USA 10.26	1.2
1996	Francis Obikwelu NGR 10.21	Seun Ogunkoya NGR 10.25	Francesco Scuderi ITA 10.43	1.0
1998	Christian Malcolm GBR 10.12	Amar Johnson USA 10.34	Dwight Thomas JAM 10.40	1.6
2000	Mark Lewis-Francis GBR 10.12	Mubarak Al-Yami KSA 10.38	Marc Burns TRI 10.40	0.1
2002	Darel Brown TRI 10.09	Marc Burns TRI 10.18	Willie Hodge USA 10.36	-0.6
2004	Ivory Williams USA 10.29	Demi Omole USA 10.31	Renaldo Rose JAM 10.34	1.0
2006	Harry Aikines-Aryeety GBR 10.37	Justyn Warner CAN 10.39	Yohan Blake JAM 10.42	-0.5
2008	Dexter Lee JAM 10.40	Wilhelm van der Vyver RSA 10.42	Terrell Wilks USA 10.45	-0.8
2010	Dexter Lee JAM 10.21	Charles Silmon USA 10.23	Jimmy Vicaut FRA 10.28	-0.7
2012	Adam Gemili GBR 10.05	Aaron Ernest USA 10.17	Odean Skeen JAM 10.28	0.1
2014	Kendal Williams USA 10.21	Trayvon Bromell USA 10.28	Yoshihide Kiryu JPN 10.34	-0.6

YEAR	GOLD			SILVER			BRONZE			
200 Metres										
1986	Stanley Kerr	USA	20.74	Derrick Florence	USA	21.12	Steven McBain	AUS	21.21	0.2
1988	Kevin Braunkill	USA	20.87w	Olapade Adeniken	NGR	20.88	Dmitriy Bartenyev	URS	20.92	4.2
1990	Aleksandr Goremykin	URS	20.47	Davidson Ezinwa	NGR	20.75	James Stallworth	USA	20.81	-0.5
1992	Ato Boldon	TRI	20.63	Darren Campbell	GBR	20.87	Glen Elferink	RSA	21.00	0.3
1994	Tony Wheeler	USA	20.62	Deji Aliu	NGR	20.88	Ian Mackie	GBR	20.95	1.7
1996	Francis Obikwelu	NGR	20.47	Riaan Dempers	RSA	20.96	Bryan Harrison	USA	21.10	-1.6
1998	Christian Malcolm	GBR	20.44	Jairo Duzant	AHO	20.92	Russell Frye	USA	20.94	-0.2
2000	Paul Gorries	RSA	20.64	Marcin Jędrusiński	POL	20.87	Tim Benjamin	GBR	20.94	1.3
2002	Usain Bolt	JAM	20.61	Brendan Christian	ANT	20.74	Wes Felix	USA	20.82	0.9
2004	Andrew Howe	ITA	20.28	Leigh Julius	RSA	20.88	Jamil James	TRI	21.00	0.1
2006	Marek Niit	EST	20.96	Brian Barnett	CAN	21.00	Alex Nelson	GBR	21.14	-1.1
2008	Christophe Lemaitre	FRA	20.83	Nickel Ashmeade	JAM	20.84	Robert Hering	GER	20.96	-0.9
2010	Shota Iizuka	JPN	20.67	Aliaksandr Linnik	BLR	20.89	Aaron Brown	CAN	21.00	0.5
2012	Delano Williams	TKS	20.48	Aaron Ernest	USA	20.53	Tyreek Hill	USA	20.54	-0.4
2014	Trentavis Friday	USA	20.04w	Divine Oduduru	NGR	20.25	Michael O'Hara	JAM	20.31	2.3

400 Metres

1986	Miles Murphy	AUS	45.64	Roberto Hernández	CUB	45.64	Edgar Ilt	FRG	45.72
1988	Tomasz Jedrusik	POL	46.19	Steve Perry	AUS	46.74	Anthony Eziuka	NGR	46.81
1990	Chris Nelloms	USA	45.43	Rico Lieder	GDR	46.28	Mark Richardson	GBR	46.33
1992	Deon Minor	USA	45.75	Rikard Rasmusson	SWE	46.07	Francis Ogolo	UGA	46.16
1994	Michael McDonald	JAM	45.83	Ramon Clay	USA	46.13	Shaun Farrell	NZL	46.31
1996	Obbe Moore	USA	45.27	Jerome Davis	USA	45.86	Shane Niemi	CAN	45.94
1998	Nduka Awazie	NGR	45.54	Casey Vincent	AUS	45.55	Fawzi Al-Shammari	KUW	45.89
2000	Hamdan Al-Bishi	KSA	44.66	Brandon Simpson	JAM	45.73	Shinji Ishikawa	JPN	45.77
2002	Darold Williamson	USA	45.37	Jonathan Fortenberry	USA	45.73	Jermaine Gonzales	JAM	45.84
2004	LaShawn Merritt	USA	45.25	Nagmeldin Ali Abubakr	SUD	45.97	Obakeng Ngwigwa	BOT	45.97
2006	Rennie Quow	TRI	45.74	Justin Oliver	USA	45.78	Martyn Rooney	GBR	45.87
2008	Marcus Boyd	USA	45.53	Kirani James	GRN	45.70	O'Neal Wilder	USA	45.76
2010	Kirani James	GRN	45.89	Marcell Deák-Nagy	HUN	46.09	Errol Nolan	USA	46.36
2012	Luguelin Santos	DOM	44.85	Arman Hall	USA	45.39	Steven Solomon	AUS	45.52
							Aldrich Bailey	USA	45.52
2014	Machel Cedenio	TTO	45.13	Nobuya Kato	JPN	46.17	Abbas Abubaker	BRN	46.20

800 Metres

1986	David Sharpe	GBR	1:48.32	Manuel Balmaceda	CHI	1:48.91	Andrey Sudnik	URS	1:48.93
1988	Jonah Birir	KEN	1:50.03	Kevin McKay	GBR	1:50.79	Melfort Homela	ZIM	1:51.34
1990	Desta Asgedom	ETH	1:46.35	Jonah Birir	KEN	1:46.61	Norberto Téllez	CUB	1:47.33
1992	Benson Koech	KEN	1:44.77	Lee Jin-Il	KOR	1:46.34	Brendan Hanigan	AUS	1:47.26
1994	Paul Byrne	AUS	1:47.42	Japheth Kimutai	KEN	1:48.22	Alain Miranda	CUB	1:48.24
1996	Mwengi Mutua	KEN	1:48.21	Tom Lerwill	GBR	1:48.40	Grant Cremer	AUS	1:48.46
1998	William Chirchir	KEN	1:47.23	Wilfred Bungei	KEN	1:47.53	Paskar Owor	UGA	1:48.20
2000	Nicholas Wachira	KEN	1:47.16	Florent Lacasse	FRA	1:47.61	Antonio Reina	ESP	1:47.90
2002	Alex Kipchirchir	KEN	1:46.59	Salem Al-Badri	QAT	1:46.63	David Fiegen	LUX	1:46.66
2004	Majid Saeed Sultan	QAT	1:47.33	Alfred Yego Kirwa	KEN	1:47.39	Selahattin Çobanoğlu	TUR	1:47.71
2006	David Rudisha	KEN	1:47.40	Jackson Kivuva	KEN	1:47.64	Abraham Chepkirwot	UGA	1:47.79
2008	Abubaker Kaki	SUD	1:45.60	Geoffrey Kibet	KEN	1:46.23	André Olivier	RSA	1:47.57
2010	David Mutua	KEN	1:46.41	Cas Loxsom	USA	1:46.57	Robby Andrews	USA	1:47.00
2012	Nijel Amos	BOT	1:43.79	Timothy Kitum	KEN	1:44.56	Edwin Melly	KEN	1:44.79
2014	Alfred Kipketer	KEN	1:43.95	Joshua Masikonde	KEN	1:45.14	Andreas Almgren	SWE	1:45.65

1500 Metres

1986	Wilfred Kirochi	KEN	3:44.62	Peter Rono	KEN	3:45.52	Johan Boakes	GBR	3:45.80
1988	Wilfred Kirochi	KEN	3:46.52	Noureddine Morceli	ALG	3:46.93	Fermin Cascho	ESP	3:47.31
1990	Moses Kiptanui	KEN	3:38.32	Alemayehu Roba	ETH	3:41.71	Desta Asgedom	ETH	3:43.38
1992	Atoi Boru	KEN	3:37.94	Yenuste Niyongabo	BDI	3:38.59	Kevin Sullivan	CAN	3:39.11
1994	Julius Achon	UGA	3:39.78	André Bucher	SUI	3:40.46	Philip Mosima	KEN	3:41.09
1996	Shadrack Langat	KEN	3:38.96	Mohammed Yagoub	SUD	3:39.17	Miloud Abaoub	ALG	3:39.37
1998	Adil Kaouch	MAR	3:42.43	Benjamin Kipkurui	KEN	3:42.67	Robert Witt	POL	3:43.47
2000	Cornelius Chirchir	KEN	3:38.80	Wolfram Müller	GER	3:39.37	Philemon Kibet	KEN	3:40.77
2002	Yassine Bensghir	MAR	3:40.72	Abdulrahman Suleiman	QAT	3:41.72	Samuel Mwera	TAN	3:41.75
2004	Abdelaati Iguider	MAR	3:35.53	Benson Esho	KEN	3:35.80	Brimin Kipruto	KEN	3:35.96
2006	Remi Limo	KEN	3:40.44	Abdelaati Iguider	MAR	3:40.73	Belal Mansoor Ali	BRN	3:41.36
2008	Imad Touil	ALG	3:47.40	James Magut	KEN	3:47.51	Demma Daba	ETH	3:47.65
2010	Caleb Ndiku	KEN	3:37.30	Abderrahmane Anou	ALG	3:38.86	Mohamed Al-Garni	QAT	3:38.91
2012	Hamza Driouch	QAT	3:39.04	Hillary Ngetich	KEN	3:40.39	Abdelhadi Labali	MAR	3:40.60
2014	Jonathan Sawe	KEN	3:40.02	Abdi Waiss Mouhyadin	DJI	3:41.38	Hillary Ngetich	KEN	3:41.61

YEAR	GOLD	SILVER	BRONZE
5000 Metres			
1986	Peter Chumba KEN	13:55.25 Alejandro Gómez ESP	13:55.94 Melese Feyessa ETH
1988	Henry Kirui KEN	13:54.29 Mohamed Choumassi MAR	13:54.36 Addis Abebe ETH
1990	Fita Bayissa ETH	13:42.59 Abreham Assefa ETH	13:44.63 Francesco Bennici ITA
1992	Haile Gebrselassie ETH	13:36.06 Ismael Kirui KEN	13:36.11 Hicham El Guerrouj MAR
1994	Daniel Komen KEN	13:45.37 Regasa Habte ETH	13:49.70 Giuliano Battocciotti ITA
1996	Assefa Mezgebu ETH	13:35.30 David Chelule KEN	13:36.27 Aaron Gabonewe RSA
1998	Million Wolde ETH	13:47.49 Kipchumba Mitei KEN	13:49.60 Kihara Kamzee KEN
2000	Gordon Mugi KEN	13:44.93 Kenenisa Bekele ETH	13:45.43 Cyrus Kataron KEN
2002	Hillary Chenonge KEN	13:28.30 Markos Geneti ETH	13:28.83 Gebre-egziabher Gebremariam ETH
2004	Augustine Choge KEN	13:28.93 Bardo Worku ETH	13:30.45 Tariku Bekele ETH
2006	Tariku Bekele ETH	13:31.34 Abreham Cherkos ETH	13:35.95 Joseph Ebuya KEN
2008	Abreham Cherkos ETH	13:08.57 Mathew Kisorio KEN	13:11.57 Dejen Gebremeskel ETH
2010	David Bett KEN	13:23.76 John Kipkoach KEN	13:26.03 Aziz Lahbabi MAR
2012	Muktar Edris ETH	13:38.95 Abrar Osman ERI	13:40.52 William Sitonik KEN
2014	Yomif Kejelcha ETH	13:25.19 Yasin Haji ETH	13:26.21 Moses Mukono KEN

10,000 Metres

1986	Peter Chumba KEN	28:44.00 Juma Munyampanda TAN	28:45.14 Debebe Demisse ETH	28:49.09
1988	Addis Abebe ETH	28:42.13 Bedelu Kibret ETH	28:48.55 James Songok KEN	28:50.42
1990	Richard Chelimo KEN	28:18.57 Ismael Kirui KEN	28:40.77 Juma Ninga TAN	28:41.90
1992	Haile Gebrselassie ETH	28:03.99 Joseph Ndeti KEN	28:46.25 Yasuyuki Watanabe JPN	28:52.89
1994	Daniel Komen KEN	28:29.74 Kenji Takao JPN	28:55.24 Michitane Noda JPN	29:00.55
1996	Assefa Mezgebu ETH	28:27.78 David Chelule KEN	28:29.14 Tetsuhiro Furuta JPN	28:31.61
1998	Benson Barus KEN	29:24.28 Salim Kipsang KEN	29:36.80 Alene Emere ETH	29:47.60
2000	Robert Kipchumba KEN	28:54.37 Duncan Lebo KEN	28:58.39 Abraham Hadush ETH	29:44.65
2002	Gebre-egziabher Gebremariam ETH	29:02.71 Sileshi Sihine ETH	29:03.74 Solomon Bushendich KEN	29:05.96
2004	Boniface Kiprop UGA	28:03.77 Joseph Joseph TAN	28:04.45 Ruyji Ono JPN	28:30.45
2006	Ibrahim Jaylan ETH	28:53.29 Joseph Ebuya KEN	28:53.46 Adam Ismail Khamis BRN	28:54.30
2008	Joshat Bett KEN	27:30.85 Titus Mbishei KEN	27:31.65 Ibrahim Jaylan ETH	28:07.98
2010	Dennis Masai KEN	27:53.88 Gebretsadik Abraha ETH	28:03.45 Paul Lonyangata KEN	28:14.55
2012	Yigrem Demelash ETH	28:16.07 Philemon Cheboi KEN	28:23.98 Geoffrey Kirui KEN	28:30.47
2014	Joshua Cheptegei UGA	28:32.86 Elvis Cheboi KEN	28:35.20 Nicholas Kosimbei KEN	28:38.68

20km Road Race (Not held in 1992 and discontinued after 1994)

1986	Tadesse Gebre ETH	61:32 Juma Munyampanda TAN	61:45 Negash Dube ETH	64:23
1988	Zelege Metaferia ETH	59:27 Thomas Osano KEN	60:14 Abel Gisemba KEN	60:36
1990	Cosmas Ndeti KEN	59:42 Juma Ninga TAN	60:30 Dagane Dabela ETH	61:02
1994	Cloaldo Silva BRA	63:21 Carlos Garcia ESP	63:38 Antonello Landi ITA	63:40

2000/3000 Metres Steeplechase (91.4cm)

1986	Juan Azqueta ESP	5:28.56 Johnstone Kipkoach KEN	5:29.56 Jens Volkmann FRG	5:29.60
1988	William Chemitei KEN	8:41.61 Matthew Birir KEN	8:44.54 Arto Kuusisto FIN	8:46.42
1990	Matthew Birir KEN	8:31.02 Francisco Munuera ESP	8:41.03 Simeon Rono KEN	8:42.05
1992	Mwangangi Muindi KEN	8:31.62 Ayele Mezgebu ETH	8:32.43 Stephen Chepseba KEN	8:32.48
1994	Paul Chemase KEN	8:31.51 Julius Chelule KEN	8:33.64 Irba Lakhali MAR	8:34.42
1996	Julius Chelule KEN	8:33.09 Kipkurui Miso KEN	8:33.31 Ali Ezzine MAR	8:35.60
1998	Reuben Kosgei KEN	8:23.76 Abraham Cherono KEN	8:32.24 El Mostapha Mellouk MAR	8:34.91
2000	Raymond Yator KEN	8:16.34 David Chirweno KEN	8:31.95 Abdelatif Chemal MAR	8:43.57
2002	Mike Kipyego KEN	8:29.54 David Kirwa KEN	8:31.44 Aboubaker Kamal QAT	8:33.67
2004	Ronald Kipchumba KEN	8:23.32 Moussa Omar Obaid QAT	8:23.38 Mostafa Ahmed Shebto QAT	8:26.04
2006*	Willy Komen KEN	8:14.00 Bisluke Kiplagat KEN	8:18.11 Abdelghani Ait Bahmad MAR	8:20.05
2008	Jonathan Ndiku KEN	8:17.28 Benjamin Kiplagat UGA	8:19.24 Patrick Terer KEN	8:25.14
2010	Jonathan Ndiku KEN	8:23.48 Albert Yator KEN	8:33.55 Jacob Aparanty UGA	8:37.02
2012	Conseslus Kipruto KEN	8:06.10 Gilbert Kirui KEN	8:19.94 Hicham Sigueni MAR	8:30.14
2014	Barnabas Kipyego KEN	8:25.57 Titus Kibiego KEN	8:26.15 Evans Chematot BRN	8:32.61

* Originally second in 8:16.64 was Tareq Mubarak Taher BRN but in 2007 he was found to be over-age on investigation by the IAAF

110 Metres Hurdles (106.7cm in 1986-2004, 99cm thereafter)

1986	Colin Jackson GBR	13.44 John Ridgeon GBR	13.91 Emilio Valle CUB	14.00	-0.8
1988	Reinaldo Quintero CUB	13.71w Stephen Brown USA	13.73 Elbert Ellis USA	13.78	3.1
1990	Antti Haapakoski FIN	13.74 Alexis Sánchez CUB	13.75 Kyle Vander-Kuyp USA	13.85	-0.1
1992	Yevgeniy Pechonkin EUN	13.87 Sven Göhler GER	13.98 Igor Pintusevich-Babichev EUN	14.08	1.6
1994	Frank Busemann GER	13.47w Dudley Dorival USA	13.65 Darius Pemberton USA	13.93	2.1
1996	Yoel Hernández CUB	13.83 Tomasz Ścigaczewski POL	13.88 Joe Naivalu FIJ	13.91	-1.8
1998	Stanislavs Olijars LAT	13.51 Sharif Paxton USA	14.10 Florian Seibold GER	14.21	-0.2
2000	Yunier Hernández CUB	13.60 Thomas Blaschek USA	13.80 Ladji Doucouré FRA	13.84	-0.1
2002	Antwon Hicks USA	13.42w Shi Dongpeng CHN	13.58 Shamar Sands BAH	13.67	2.6
2004	Aries Merritt USA	13.56 Dayron Robles CUB	13.77 Kevin Craddock USA	13.77	-0.6

YEAR	GOLD	SILVER	BRONZE
2006	Artur Noga POL 13.23	Samuel Coco-Viloin FRA 13.35	Konstadinos Douvalidis GRE 13.39
2008	Konstantin Shabanov RUS 13.27	Booker Nunley USA 13.45	Keiron Stewart JAM 13.51
2010	Pascal Martinot Lagarde FRA 13.52	Vladimir Vukićević NOR 13.59	Jack Meredith GBR 13.59
2012	Yordan O'Farrill CUB 13.18	Nicholas Hough AUS 13.27	Wilhelm Belocian FRA 13.29
2014	Wilhem Belocian FRA 12.99	Tyler Mason JAM 13.06	David Omoregie GBR 13.35

400 Metres Hurdles (91.4cm)

1986	Emilio Valle CUB 50.02	Hiroshi Kakimori JPN 50.09	Pascal Maran FRA 50.39
1988	Kelly Carter USA 49.50	Mugur Mateescu ROU 50.70	Vadim Zadoynov URS 50.88
1990	Rohan Robinson AUS 49.73	Yoshihiko Saito JPN 49.99	Aleksandr Belikov URS 50.22
1992	Ashraf Saber ITA 50.02	Sammy Biwot KEN 50.75	William Porter USA 51.37
1994	Gennadiy Gorbenko UKR 50.56	Miklós Róth HUN 50.85	Noel Levy GBR 50.94
1996	Mubarak Al-Nubi QAT 49.07	Llewellyn Herbert RSA 49.15	Angelo Taylor USA 50.18
1998	Periklis Iakovákis GRE 49.82	Osiris Martínez CUB 50.17	Peter Bate AUS 50.83
2000	Marek Plawgo POL 49.23	Ter de Villiers RSA 50.52	Okkert Cilliers RSA 50.58
2002	LJ van Zyl RSA 48.89	Kenneth Ferguson USA 49.38	Bershawn Jackson USA 50.00
2004	Kerron Clement USA 48.51	Brandon Johnson USA 48.62	Ibrahim Al-Hamaidi KSA 48.94
2006	Chris Carter USA 50.08	Bandar Yahya Al-Sharaki KSA 50.34	Stanislav Melnykov UKR 50.43
2008	Jeshua Anderson USA 48.68	Johnny Dutch USA 49.25	Amaury Valle CUB 49.56
2010	Jehue Gordon TRI 49.30	Takatoshi Abe JPN 49.46	Leslie Murray ISV 50.22
2012	Eric Futch USA 50.24	Takahiro Matsumoto JPN 50.41	Ibrahim Mohamed Salah KSA 50.47
2014	Jaheel Hyde JAM 49.29	Ali Khamis Abbas BRN 49.55	TJ Holmes USA 50.07

High Jump

1986	Javier Sotomayor CUB 2.25	Hollis Conway USA 2.22	Thomas Müller GDR 2.22
1988	Artur Partyka POL 2.28	Lámbros Papakóstas GRE 2.25	Jaroslav Kotewicz POL 2.22
			Park Jae-Hong KOR 2.22
1990	Dragutin Topić YUG 2.37	Tim Forsyth AUS 2.29	Stevan Zorić YUG 2.26
1992	Steve Smith GBR 2.37	Tim Forsyth AUS 2.31	Takahiro Kimino JPN 2.29
1994	Jagan Hames AUS 2.23	Antoine Burke IRL 2.20	Mika Polku FIN 2.20
1996	Mark Boswell CAN 2.24	Svatoslav Ton CZE 2.21	
		Ben Challenger GBR 2.21	
1998	Alfredo Deza PER 2.21	Yin Xueli CHN 2.21	Aleksandr Veryutin BLR 2.21
2000	Jacques Freitag RSA 2.24	Jemaine Mason JAM 2.24	Tomasz Smialek POL 2.21
2002	Andra Manson USA 2.31	Zhu Wannan CHN 2.23	Germaine Mason JAM 2.21
2004	Michael Mason CAN 2.21	Marius Hanniske GER 2.21	Hu Tong CHN 2.21
2006	Huang Haiqiang CHN 2.32	Niki Palli ISR 2.29	Bogdan Bondarenko UKR 2.26
2008	Bogdan Bondarenko UKR 2.26	Sylwester Bednarek POL 2.24	Miguel Ángel Sancho ESP 2.21
2010	Mutaz Essa Barshim QAT 2.30	David Smith USA 2.24	Naoto Tobe JPN 2.21
2012	Andrei Churyla BLR 2.24	Falk Wendrich GER 2.24	Ryan Ingraham BAH 2.24
2014	Mikhail Akimenko RUS 2.24	Dmitri Nabokau BLR 2.24	Woo Sang-Hyeok KOR 2.24

Pole Vault

1986	Igor Potapovich URS 5.50	Delko Lesev BUL 5.40	Mike Thiede GDR 5.30
1988	István Bagyula HUN 5.65	Maksim Tarasov URS 5.60	Andrey Grudinin URS 5.30
1990	Jean Galfione FRA 5.45	Dmitriy Kurkulin URS 5.40	Miroslav Dukov BUL 5.40
1992	Laurens Looije NED 5.45	Daniel Martí ESP 5.40	Okkert Brits RSA 5.40
1994	Viktor Chistyakov RUS 5.60	Dmitriy Markov BLR 5.50	Taoufik Lachheb FRA 5.30
1996	Paul Burgess AUS 5.35	Patrik Kristiansson SWE 5.30	Danny Ecker GER 5.30
1998	Pavel Gerasimov RUS 5.55	Lars Börgeling GER 5.50	Paul Burgess AUS 5.20
			Adam Ptáček CZE 5.20
			Giuseppe Gibilisco ITA 5.20
2000	Aleksey Khanafin RUS 5.30	Oleksandr Korchmyd UKR 5.30	Rocky Danners USA 5.20
2002	Maksim Mazuryk UKR 5.55	Vladislav Revenko UKR 5.55	Vincent Favretto FRA 5.40
2004	Dmitriy Starodubtsev RUS 5.50	Germán Chiaraviglio ARG 5.45	Liu Feiliang CHN 5.40
2006	Germán Chiaraviglio ARG 5.71	Yang Yansheng CHN 5.54	Leonid Kivalov RUS 5.42
2008	Raphael Holzdeppe GER 5.50	Paweł Wojciechowski POL 5.40	Karsten Dilla GER 5.30
2010	Anton Ivakin RUS 5.50	Claudio Stecchi ITA 5.40	Andrew Sutcliffe GBR 5.35
2012	Thiago da Silva BRA 5.55	Ivan Horvat CRO 5.55	Shawn Barber CAN 5.55
2014	Axel Chapelle FRA 5.55	Danyil Kotov RUS 5.50	Oleg Zernikel GER 5.50

Long Jump

1986	Dietmar Haaf FRG 7.93	Ivo Krsek TCH 7.87	Thomas Wolf GDR 7.77
1988	Luis Bueno CUB 7.99	Saúl Isalgue CUB 7.78	Nai Hui-Fang TPE 7.77w
1990	James Stallworth USA 8.12	Dion Bentley USA 8.05	Kareem Streete-Thompson CAY 7.94
1992	Neil Chance USA 7.89	Robert Thomas USA 7.84	Ivaylo Mladenov BUL 7.68
1994	Gregor Cankar SLO 8.04w	Bogdan Tăruș ROU 8.01	Shigeru Tagawa JPN 7.85w
1996	Aleksey Lukashevich UKR 7.91	Raúl Fernández ESP 7.75	Nathan Morgan GBR 7.74
1998	Petar Dachev BUL 8.14	Abdurrahman Al-Nubi QAT 8.11	Luis Méliz CUB 7.91
2000	Cai Peng CHN 7.88	Volodymyr Zyuskov UKR 7.84w	Yoelmis Pacheco CUB 7.71

YEAR	GOLD	SILVER	BRONZE
2002	Abdulla Al-Waleed QAT 7.99	Fabrice Lapierre AUS 7.74	Trevell Quinley USA 7.71
2004	Andrew Howe ITA 8.11	Khotso Mokoena RSA 8.09	John Thornell AUS 7.89
2006	Robert Crowther USA 8.00	Tone Belt USA 7.95	Zhang Xiaoyi CHN 7.86
2008	Marquise Goodwin USA 7.74	Dimitry Astrouski BLR 7.64	Eusebio Cáceres ESP 7.59
2010	Luvu Manyonga RSA 7.99	Eusebio Cáceres ESP 7.90	Taylor Stewart CAN 7.63
2012	Sergey Morgunov RUS 8.09	Andreas Trajkovski DEN 7.82	Jarrion Lawson USA 7.64
2014	Wang Jianan CHN 8.08	Lin Qing CHN 7.94	Shontaro Shiroyama JPN 7.83w

Triple Jump

1986	Igor Parygin URS 16.97	Zdravko Dimitrov BUL 16.13	Du Benghong CHN 16.00
1988	Vladimir Melikhov URS 16.69	Galin Georgiev BUL 16.18	Eugene Green BAH 16.16
1990	Sergey Bykov URS 16.98	Yoelbi Quesada CUB 16.62	Nikolay Raev BUL 16.22
1992	Yoelbi Quesada CUB 17.04	Osiris Mora CUB 17.03	Ndabazihle Mdlhlongwa ZIM 16.57
1994	Larry Achike GBR 16.67w	Leonard Cobb USA 16.65	Ronald Servius FRA 16.55w
1996	René Hernández CUB 16.50	Michael Calvo CUB 16.17	Ionuț Pungă ROU 16.15w
1998	Ionuț Pungă ROU 16.94	Ivaylo Rusinov BUL 16.65	Greg Yeldell USA 16.44
2000	Marian Oprea ROU 16.41	Yoandri Betanzos CUB 16.34	Hamdi Abdel QAT 16.29
2002	David Girat CUB 16.68	Li Yanxi CHN 16.66	Aleksandr Sergeyev RUS 16.55
2004	Khotso Mokoena RSA 16.77	Zhu Shujing CHN 16.64	Viktor Kuznetsov UKR 16.58
2006	Benjamin Compaoré FRA 16.61	Hugo Chila ECU 16.49	Zhong Minwei CHN 16.29
2008	Teddy Tamgho FRA 17.33w	Osviel Hernández CUB 16.90w	Mohamed Youssef Al-Sahabi BRN 16.59
2010	Aleksey Fyodorov RUS 16.68	Ernesto Revé CUB 16.47	Omar Craddock USA 16.23
2012	Pedro Pablo Pichardo CUB 16.79	Artyom Primak RUS 16.60	Latario Minns BAH 16.37
2014	Lázaro Martínez CUB 17.13	Max Hess GER 16.55	Mateus Daniel de Sá BRA 16.47

Shot Put (7.26Kg in 1986-2004, 6Kg thereafter)

1986	Aleksey Lukashenko URS 18.90	Vyacheslav Lykko URS 18.71	Radoslav Despotov BUL 18.17
1988	Aleksandr Klimenko URS 18.92	Mike Stulce USA 18.47	Aleksandr Klimov URS 18.06
1990	Viktor Bulat URS 19.21	Xie Shenyang CHN 18.57	Yuriy Ivanov URS 18.13
1992	Yuriy Belonog EUN 18.46	Manuel Martínez ESP 18.14	Ralf Kahles GER 17.97
1994	Adam Nelson USA 18.34	Andreas Gustafsson SWE 17.95	Ville Tiisanoja FIN 17.90
1996	Ralf Bartels GER 18.71	Justin Anlezark AUS 18.21	Clay Cross AUS 17.69
1998	Mikuláš Konopka SVK 18.50	Ivan Robberts RSA 18.15	Carl Myerscough GBR 18.12
2000	Rutger Smith NED 19.48	Jan Yushkov RUS 19.06	Tomasz Chrzanowski POL 19.00
2002	Edis Elkasević CRO 21.47	Sean Shields USA 20.54	Mika Vasara FIN 20.50
2004	Georgi Ivanov BUL 20.70	Kajub Giza POL 20.05	Aleksandr Grekov RUS 19.98
2006	Margus Hunt EST 20.53	Mostafa Abdul El-Moaty EGY 20.14	Guo Yanxiang CHN 19.97
2008	David Storr GER 21.08	Aleksandr Bulanov RUS 20.14	Marin Premeru CRO 19.93
2010	Jacko Gill NZL 20.76	Božidar Antunović SRB 20.20	Ding Yongheng CHN 20.14
2012	Jacko Gill NZL 22.20	Krzysztof Brzozowski POL 21.78	Damien Birkinhead AUS 21.14
2014	Konrad Bukowiecki POL 22.06	Denzel Comenienta NED 20.17	Brahme Days USA 20.01

Discus Throw (2Kg in 1986-2004, 1.75Kg thereafter)

1986	Vasil Baklarov BUL 60.60	Werner Reiterer AUS 58.64	Vasily Kaptyukh URS 58.22
1988	Andreas Seelig GDR 58.60	Kami Keshmiri USA 54.68	Yuriy Nesterets URS 53.70
1990	Ilian Iliev BUL 58.28	Frank Biset CUB 57.10	Jan Engelmann GDR 56.82
1992	Brian Milne USA 58.28	Frits Potgieter RSA 56.28	Marek Bilek TCH 54.86
1994	Frantz Kruger RSA 58.22	Julio Piñero ARG 57.80	Timo Sinervo FIN 56.76
1996	Casey Malone USA 56.22	Roland Varga HUN 55.20	Frank Casañas CUB 54.86
1998	Zoltán Kóvágó HUN 59.36	Emeka Udechuku GBR 57.99	Gábor Máté HUN 56.96
2000	Hannes Hopley RSA 59.51	Niklas Arrhenius SWE 59.19	Rutger Smith NED 58.70
2002	Wu Tao CHN 64.51	Dmitriy Sivakov BLR 62.00	Michal Hodun POL 61.74
2004	Ehsan Haddadi IRI 62.14	Oleg Pirog RUS 60.28	Luka Rujević SCG 59.82
2006	Margus Hunt EST 67.32	Mohammad Samimi IRI 63.00	Martin Wierig GER 62.17
2008	Gordon Wolf GER 62.00	Marin Premeru CRO 61.85	Mykita Nesterenko UKR 61.01
2010	Andrius Gudžius LTU 63.78	Andrei Gag ROU 61.85	Julian Wruck AUS 61.09
2012	Fedrick Dacres JAM 62.80	Wojciech Praczyk POL 62.75	Gerhard de Beer RSA 61.57
2014	Martin Marković CRO 66.94	Henning Prüfer GER 64.18	Sven Martin Skagestad NOR 63.21

Hammer Throw (7.26Kg in 1986-2004, 6Kg thereafter)

1986	Vitaliy Alisevich URS 72.00	Valeriy Gubkin URS 71.78	Sabin Khristov BUL 68.96
1988	Vadim Kolesnik URS 69.52	Oleg Palushik URS 69.00	Thomas Hommel GDR 66.06
1990	Andrey Debely URS 70.60	Sávvas Saritzóglou GRE 70.32	Andrey Budykin URS 69.36
1992	Vadim Grabovoy EUN 73.00	Alberto Sánchez CUB 69.78	Andrey Yevgenyev EUN 69.24
1994	Szymon Ziółkowski POL 70.44	Igor Tugay UKR 70.08	Sergey Vasilyev RUS 66.14
1996	Maciej Pałyszko POL 71.24	Vadim Devyatovskiy BLR 70.88	Roman Konetsov RUS 70.32
1998	Olli-Pekka Karjalainen FIN 69.66	Yuriy Voronkin RUS 69.66	Wojciech Kondratowicz POL 68.93
2000	Eşref Apak TUR 69.97	Dylan Armstrong CAN 67.50	Aaron Fish AUS 67.44
2002	Werner Smit RSA 76.43	Ali Mohamed Al-Zinkawi KUW 73.69	Aleksandr Kazulka BLR 72.72

YEAR	GOLD	SILVER	BRONZE
2004	Andrey Azarenkov RUS 74.11	Mohsen Anani EGY 72.98	Kamilius Bethke GER 71.91
2006	Yevgeniy Aydamirov RUS 78.42	Kristóf Nsmeth HUN 78.39	Marcel Lomnický SVK 77.06
2008	Walter Henning USA 76.92	Conor McCullough USA 75.88	Oleg Dubitski BLR 75.42
2010	Conor McCullough USA 80.79	Ákos Hudi HUN 78.37	Alaa El-Din El-Ashry EGY 76.66
2012	Ashraf Amjad Al-Saifi QAT 85.57	Bence Pásztor HUN 76.74	Sukhrob Khodyayev UZB 76.16
2014	Ashraf Amjad Al-Saifi QAT 84.71	Bence Pásztor HUN 79.99	Ilya Terentyev RUS 76.31

Javelin Throw (800gm)

1986	Vladimir Sasimovich URS 78.84	Mark Roberson GBR 74.24	Gavin Lovegrove NZL 74.22
1988	Vladimir Ovchinnikov URS 77.08	Steve Backley GBR 75.40	Jens Reimann GDR 71.64
1990	Tommi Viskari FIN 73.88	Dariusz Trafas POL 72.76	Jarkko Heimonen FIN 72.30
1992	Aki Parviainen FIN 76.34	Boris Henry GER 76.04	Kostas Gatsioudis GRE 75.92
1994	Marius Corbett RSA 77.98	Matti Närhi FIN 74.92	Isbel Luaces CUB 72.82
1996	Sergey Voynov UZB 79.78	Harri Haatainen FIN 76.12	Steven Madeo AUS 73.88
1998	David Parker GBR 72.85	Gerhardus Pienaar RSA 71.16	Yukifumi Murakami JPN 70.72
2000	Hardus Pienaar RSA 78.11	Andreas Thorkildsen NOR 76.34	Park Jae-Myong KOR 72.36
2002	Igor Janik POL 74.16	Vladislav Shkurlatov RUS 74.09	Jung Sang-Jin KOR 73.99
2004	Aleksey Tovarnov RUS 79.38	Lohan Rautenbach RSA 74.42	Álvaro César de Oliveira BRA 73.86
2006	Robert Oosthuizen RSA 83.07	Ari Mannio FIN 77.26	Roman Avramenko UKR 76.01
2008	Robert Szpak POL 78.01	Ihab Abd El Rahman EGY 76.20	Ansis Brūns LAT 75.31
2010	Till Wöschler GER 82.52	Genki Dean JPN 76.44	Dmitri Tarabin RUS 76.42
2012	Keshorn Walcott TRI 78.64	Braian Toledo ARG 77.09	Morne Moolman RSA 76.29
2014	Gatis Čakšs LAT 74.04	Matija Muhar SLO 72.97	Adrian Mardari MDA 72.81

Decathlon (7.26Kg/2Kg SP/DT in 1986-2004, 6Kg/1.75Kg thereafter)

1986	Petri Keskitalo FIN 7623	Michael Smith CAN 7523	Nikolay Zayats URS 7509
1988	Michael Kohnle FRG 7729	Róbert Zmélík TCH 7659	Eduard Hämäläinen URS 7596
1990	Eric Kaiser FRG 7762	Jarkko Finni FIN 7698	David Bigham GBR 7488
1992	Raúl Duany CUB 7403	Bernhard Floder GER 7397	Renco van Veldhuizen NED 7313
1994	Benjamin Jensen NOR 7676	Klaus Isekenmeier GER 7298	Glenn Lindqvist FIN 7288
1996	Attila Zsvóczy HUN 7582	Dean Macey GBR 7480	Chiel Warners NED 7368
1998	Ari Heikkinen FIN 7476	Thomas Pöge GER 7332	Jaako Ojanieni FIN 7246
2000	Dennis Leyckes GER 7897	David Gómez ESP 7772	André Niklaus GER 7712
2002	Leonid Andreyev UZB 7693	Nadir El Fassi FRA 7677	Mikko Halvari FIN 7587
2004	Andrey Kravchenko BLR 8126	Aleksey Sysoyev RUS 8047	Norman Müller GER 7942
2006	Arkadiy Vasilyev RUS 8059	Yordanis García CUB 7850	Jordan Vandermade NZL 7807
2008	Jan Felix Knobel GER 7896	Eduard Mikhlan BLR 7894	Mihail Dudas SRB 7663
2010	Kevin Mayer FRA 7928	Ilya Shkurenkov RUS 7830	Marcus Nilsson SWE 7751
2012	Gunnar Nixon USA 8018	Jake Stein AUS 7951	Tim Dekker NED 7815
2014	Jirí Sýkora CZE 8135	Cedric Dubler AUS 8094	Tim Nowak GER 7980

10,000 Metres Walk

1986	Mikhail Shchennikov URS 40:38.01	Salvatore Cacia ITA 40:40.73	Ricardo Pueyo ESP 40:41.05
1988	Alberto Cruz MEX 41:16.11	Valentí Massana ESP 41:33.95	Mikhail Khmelitskiy URS 41:38.86
1990	Ilya Markov URS 39:55.52	Alberto Cruz MEX 39:56.49	Jefferson Pérez ECU 40:08.23
1992	Jefferson Pérez ECU 40:42.66	Jacek Müller POL 40:50.82	Grzegorz Müller POL 41:12.28
1994	Jorge Segura MEX 40:26.93	Yevgeniy Shmaluyuk RUS 40:32.72	Artur Meleshkevich BLR 40:35.52
1996	Francisco Fernández ESP 40:38.25	David Márquez ESP 41:03.73	Nathan Deakes AUS 41:11.44
1998	Roman Rasskazov RUS 41:55.95	Liu Yunfeng CHN 42:01.11	Mario Flores MEX 42:04.55
2000	David Berdeja MEX 40:56.47	Yevgeniy Demkov RUS 40:56.53	Viktor Burayev RUS 40:56.57
2002	Vladimir Kanaykin RUS 41:41.40	Xu Xingde CHN 41:44.00	Lu Ronghua CHN 41:46.07
2004	Andrey Ruzavin RUS 40:58.15	Vladimir Kanaykin RUS 40:58.48	Kim Hyun-Sup KOR 40:59.24
2006	Bo Xiangdong CHN 42:50.26	Huang Zhengyu CHN 43:13.29	Yusuke Suzuki JPN 43:45.62
2008	Stanislav Yemelyanov RUS 39:35.01	Chen Ding CHN 39:47.20	Luis Torá ESP 40:29.57
2010	Valeriy Filipchuk RUS 40:43.17	Cai Zelin CHN 40:43.59	Petr Bogatyrev RUS 40:50.37
2012	Eider Arévalo COL 40:09.74	Aleksandr Ivanov RUS 40:12.90	Su Guanyu CHN 40:16.87
2014	Daisuke Matsunaga JPN 39:27.19	Diego García ESP 39:51.59	Paolo Yurivilca PER 40:02.07

4 x 100 Metres Relay

1986	Great Britain & NI 39.80	FRG 39.81	Poland 39.98
1988	United States 39.27	Nigeria 39.66	Great Britain & NI 40.06
1990	United States 39.13	USSR 39.58	Nigeria 39.68
1992	Great Britain & NI 39.21	United States 39.59	Nigeria 39.88
1994	Great Britain & NI 39.60	United States 39.76	Canada 39.90
1996	United States 39.36	France 39.47	Australia 39.62
1998	Jamaica 39.70	United States 39.71	Germany 39.99
2000	Great Britain & NI 39.05	France 39.33	Japan 39.47
2002	United States 38.92	Jamaica 39.15	Trinidad & Tobago 39.17
2004	United States 38.66	Jamaica 39.27	Japan 39.43

YEAR	GOLD	SILVER	BRONZE	
2006	Jamaica	39.05	United States 39.21	Great Britain & NI 39.24
2008	United States	38.98	Jamaica 39.25	South Africa 39.70
2010	United States	38.93	Jamaica 39.55	Trinidad & Tobago 39.72
2012	United States	38.67	Jamaica 38.97	Japan 39.02
2014	United States	38.70	Japan 39.02	Jamaica 39.12

4 x 400 Metres Relay

1986	United States	3:01.90	Cuba	3:04.20	Jamaica	3:05.16
1988	United States	3:05.09	Australia	3:07.60	Jamaica	3:08.00
1990	United States	3:02.26	Great Britain & NI	3:03.80	Australia	3:05.51
1992	United States	3:06.11	Jamaica	3:06.58	Japan	3:06.66
1994	United States	3:03.32	Jamaica	3:04.12	Great Britain & NI	3:06.59
1996	United States	3:03.65	Japan	3:06.01	Great Britain & NI	3:06.76
1998	Australia	3:04.74	United States	3:05.06	Jamaica	3:05.31
2000	Jamaica	3:06.06	Germany	3:06.79	Poland	3:07.05
2002	United States	3:03.71	Jamaica	3:04.06	Japan	3:05.80
2004	United States	3:01.09	South Africa	3:04.50	Japan	3:05.33
2006	United States	3:03.76	Russia	3:05.13	Great Britain & NI	3:05.49
2008	United States	3:03.86	Great Britain & NI	3:05.82	Germany	3:06.47
2010	United States	3:04.76	Nigeria	3:06.36	Great Britain & NI	3:06.49
2012	United States	3:03.99	Poland	3:05.05	Trinidad & Tobago	3:06.32
2014	United States	3:03.31	Japan	3:04.11	Jamaica	3:04.47

WOMEN**100 Metres**

1986	Tina Theagwam	NGR	11.34	Caryl Smith	USA	11.46	Maicel Malone	USA	11.49	0.9
1988	Diana Dietz	GDR	11.18	Katrin Krabbe	GDR	11.23	Liliana Allen	CUB	11.36	-0.4
1990	Andrea Philipp	GDR	11.36	Nikole Mitchell	JAM	11.47	Lucrécia Jardim	POR	11.52	0.9
1992	Nikole Mitchell	JAM	11.30	Jacqueline Poelman	NED	11.44	Merlene Frazer	JAM	11.49	0.3
1994	Sabrina Kelly	USA	11.36	Aspen Burkett	USA	11.40	Philomena Mensah	GHA	11.43	2.0
1996	Nora Ivanova	BUL	11.32	Andrea Anderson	USA	11.43	Esther Möller	GER	11.46	0.6
1998	Shakedia Jones	USA	11.19	Angela Williams	USA	11.27	Joan Uduak Ekah	NGR	11.50	1.7
2000	Veronica Campbell	JAM	11.12	Katchi Habel	GER	11.39	Fana Ashby	TRI	11.47	2.0
2002	Laurny Williams	USA	11.33	Simone Facey	JAM	11.43	Marshvet Hooker	USA	11.48	-0.2
2004	Ashley Owens	USA	11.13	Jasmine Baldwin	USA	11.34	Sally McLellan	AUS	11.40	1.5
2006	Tezzdhan Naimova	BUL	11.28	Gabby Mayo	USA	11.42	Carrie Russel	JAM	11.42	-0.8
2008	Jeneba Tarmoh	USA	11.37	Ashlee Nelson	GBR	11.49	Sheniqua Ferguson	BAH	11.52	-0.6
2010	Jodie Williams	GBR	11.40	Takeia Pinckney	USA	11.49	Jamile Samuel	NED	11.56	-0.7
2012	Anthonique Strachan	BAH	11.20	Nimet Karakuş	TUR	11.36	Tamiris Liz	BRA	11.45	1.7
2014	Dina Asher-Smith	GBR	11.23	Angela Tenorio	ECU	11.39	Kaylin Whitney	USA	11.45	-1.0

200 Metres

1986	Falliat Ogunkoya	NGR	23.11	Mary Onyali	NGR	23.30	Katrin Krabbe	GDR	23.31	0.6
1988	Katrin Krabbe	GDR	22.34w	Diana Dietz	GDR	22.88	Liliana Allen	CUB	22.97	2.3
1990	Diane Smith	GBR	23.10	Zundra Feagin	USA	23.13	Lucrécia Jardim	POR	23.26	1.3
1992	Hu Ling	CHN	23.14	Cathy Freeman	AUS	23.25	Merlene Frazer	JAM	23.29	0.3
1994	Heide Seyerling	RSA	22.80w	LaKeisha Backus	USA	22.86	Tatyana Ktlich	UKR	23.25	2.2
1996	Sylviane Félix	FRA	23.16	Lauren Hewitt	AUS	23.32	Nora Ivanova	BUL	23.59	-2.2
1998	Muriel Hurtis	FRA	23.22	Shakedia Jones	USA	23.39	Sarah Wilhelmy	GBR	23.56	-1.1
2000	Veronica Campbell	JAM	22.87	Sina Schielke	GER	23.20	Vida Anim	GHA	23.81	0.7
2002	Vernicha James	GBR	22.93	Aneisha McLaughlin	JAM	22.94	Sanya Richards	USA	23.09	-0.2
2004	Shalonda Solomon	USA	22.82	Aneisha McLaughlin	JAM	23.21	Nickeisha Anderson	JAM	23.46	-0.2
2006	Tezzdhan Naimova	BUL	22.99	Vanda Gomes	BRA	23.59	Ewelina Kloczek	POL	23.63	-0.9
2008	Sheniqua Ferguson	BAH	23.24	Meritzer Williams	SKN	23.40	Janelle Redhead	GRN	23.52	-0.9
2010	Stormy Kendrick	USA	22.99	Jodie Williams	GBR	23.19	Jamile Samuel	NED	23.27	-0.5
2012	Anthonique Strachan	BAH	22.53	Olivia Ekponé	USA	23.15	Dezerea Bryant	USA	23.15	0.2
2014	Kaylin Whitney	USA	22.82	Irene Ekelund	SWE	22.97	Angela Tenorio	ECU	23.15	2.4

400 Metres

1986	Susann Sieger	GDR	52.02	Olga Pesnopvtseva	URS	52.17	Sandie Richards	JAM	52.23
1988	Grit Breuer	GDR	51.24	Maicel Malone	USA	52.23	Olga Moroz	JAM	53.20
1990	Fatima Yusuf	NGR	50.62	Charity Opara	NGR	51.28	Manuela Derr	GDR	51.95
1992	Magdalena Nedelcu	ROU	51.84	Claudine Williams	JAM	52.03	Ionela Tirlea	ROU	52.13
1994	Olabisi Afolabi	NGR	51.97	Monique Hennagan	USA	52.25	Hana Benesová	TCH	52.60
1996	Andreea Burlacu	ROU	52.32	Suzianne Reid	USA	53.17	Rosemary Hayward	AUS	53.28
1998	Natalya Nazarova	RUS	52.02	Nakiya Johnson	USA	52.09	Yudalis Díaz	CUB	52.39
2000	Jana Pittman	AUS	52.45	Aneta Lemiesz	POL	52.78	Norma González	COL	53.30
2002	Monique Henderson	USA	51.10	Sanya Richards	USA	51.49	Sheryl Morgan	JAM	52.61
2004	Natasha Hastings	USA	52.04	Sonita Sutherland	JAM	52.41	Ashlee Kidd	USA	52.45

YEAR	GOLD	SILVER	BRONZE
2006	Danijela Grgić CRO 50.78	Sonita Sutherland JAM 51.42	Nawal Al-Jak SUD 51.67
2008	Sade Abugan NGR 51.84	Jessica Beard USA 52.09	Susana Clement CUB 52.36
2010	Shaynae Miller BAH 52.52	Margaret Etim NGR 53.05	Bianca Rázor ROU 53.17
2012	Ashley Spencer USA 50.50	Kadecia Baird GUY 51.04	Erika Rucker USA 51.10
2014	Kendall Baisden USA 51.85	Gilda Casanova CUB 52.59	Olivia Baker USA 53.00

800 Metres

1986	Selina Chirchir KEN 2:01.40	Gabriela Sedláková TCH 2:01.49	Adriana Dumitru ROU 2:01.93
1988	Birte Bruhns GDR 2:00.67	Catalina Gheorghiu ROU 2:01.96	Dorota Buczkowska POL 2:02.94
1990	Li Liu CHN 2:03.95	Madalena Nedelcu ROU 2:04.52	Aurica Rautu ROU 2:04.78
1992	Lu Yi CHN 2:02.91	Chen Yumei CHN 2:03.14	Kati Kovacs GER 2:03.81
1994	Miaoara Cosulianu ROU 2:04.95	Jackline Maranga KEN 2:05.05	Kutre Dulecha ETH 2:05.17
1996	Claudia Gesell GER 2:02.67	Kathleen Friedrich GER 2:02.70	Nancy Jebet Langat KEN 2:03.21
1998	Olga Mikayeva RUS 2:05.34	Nancy Jebet Langat KEN 2:05.43	Naomi Misoji KEN 2:05.77
2000	Jebet Langat KEN 2:01.51	Georgie Clarke AUS 2:02.28	Lucia Klocová SVK 2:04.00
2002	Janet Jekposgei KEN 2:00.80	Lucia Klocová SVK 2:01.73	Juliana Paula de Azevedo BRA 2:03.81
2004	Natalya Koreyvo BLR 2:01.47	Simona Barcău ROU 2:02.23	Kayann Thompson JAM 2:02.67
2006	Olga Cristea MDA 2:04.52	Winnie Chebet KEN 2:04.59	Rebekah Noble USA 2:04.90
2008	Mirela Lavric ROU 2:00.06	Merve Aydin TUR 2:00.92	Machteld Mulder NED 2:02.05
2010	Mirela Lavric ROU 2:01.85	Cherono Koech KEN 2:02.29	Annet Negesa UGA 2:02.51
2012	Ajee' Wilson USA 2:00.91	Jessica Judd GBR 2:00.96	Manal Bahraoui MAR 2:03.09
2014	Margaret Wambui KEN 2:00.49	Sahily Diago CUB 2:02.11	Georgia Wassall AUS 2:02.71

1500 Metres

1986	Ana Padurean ROU 4:14.63	Selina Chirchir KEN 4:15.59	Snezana Pajkić YUG 4:16.03
1988	Doina Homneac ROU 4:12.94	Snezana Pajkić YUG 4:16.19	Yvonne van der Kolk NED 4:16.35
1990	Qu Yunxia CHN 4:13.67	Claudia Bertoi ROU 4:14.19	Malin Ewerlöf SWE 4:14.61
1992	Liu Dong CHN 4:05.14	Jackline Maranga KEN 4:08.79	Li Ying CHN 4:09.04
1994	Anita Weyermann SUI 4:13.97	Marta Dominguez ESP 4:14.59	Atsumi Yashima JPN 4:15.84
1996	Kutre Dulecha ETH 4:08.65	Jackline Maranga KEN 4:08.98	Shura Hotesa ETH 4:09.49
1998	Lan Lixin CHN 4:10.45	Yimenashu Taye ETH 4:11.97	Bouchra Benthani MAR 4:12.76
2000	Abebech Nigusie ETH 4:19.93	Rose Kosgei KEN 4:20.16	Georgie Clarke AUS 4:20.21
2002	Viola Kibiwott KEN 4:12.57	Birhane Hirpassa ETH 4:13.59	Olesya Syreva RUS 4:14.32
2004	Nelya Neporadna UKR 4:15.90	Anna Alminova RUS 4:16.32	Siham Hilali MAR 4:17.39
2006	Irene Jelagat KEN 4:08.88	Mercy Kosgei KEN 4:12.48	Yuriko Kobayashi JPN 4:12.88
2008	Stephanie Twell GBR 4:15.09	Kalkidan Gezahegne ETH 4:16.58	Emma Pallant GBR 4:17.06
2010	Tizita Bogale ETH 4:08.06	Ciara Mageean IRL 4:09.51	Nancy Chepkwemwoi KEN 4:11.04
2012	Faith Kipyegon KEN 4:04.96	Amela Terzić SRB 4:07.59	Senbera Tefteri ETH 4:08.28
2014	Dawit Seyaum ETH 4:09.86	Gudaf Tsegay ETH 4:10.83	Sheila Ketefer KEN 4:11.21

3000 Metres

1986	Cleopatra Palacian ROU 9:02.91	Philippa Mason GBR 9:03.35	Dorina Calenic ROU 9:06.94
1988	Ann Mwangi KEN 9:13.99	Fernanda Ribeiro POR 9:15.33	Yvonne Lichtenfeld GDR 9:16.02
1990	Simona Staicu ROU 9:09.57	Liu Shixiang CHN 9:10.54	Hatsumi Matsumoto JPN 9:11.92
1992	Zhang Linli CHN 8:46.86	Gabriela Szabo ROU 8:48.28	Zhang Lirong CHN 8:48.45
1994	Gabriela Szabo ROU 8:47.40	Susie Power AUS 8:56.93	Sally Barsosio KEN 8:59.34
1996	Anita Weyermann SUI 8:50.73	Edna Kiplagat KEN 8:53.06	Etaferahu Tarekegne ETH 8:53.77
1998	Yin Lili CHN 8:57.09	Yimenashu Taye ETH 9:01.70	Edna Kiplagat KEN 9:05.46
2000	Beatrice Jepchumba KEN 9:08.80	Jane Chepkoech KEN 9:10.05	Etalemahu Kidane ETH 9:11.55
2002	Messeret Defar ETH 9:12.61	Mariem Alaoui Selsouli MAR 9:16.28	Olesya Syreva RUS 9:16.58
2004	Jebichi Yator KEN 8:59.80	Safa Issaoui TUN 9:02.47	Siham Hilali MAR 9:03.16
2006	Veronica Wanjiru KEN 9:02.90	Pauline Korikwiang KEN 9:05.21	Song Liwei CHN 9:06.35
2008	Mercy Cherono KEN 8:58.07	Bizunesh Urgesa ETH 8:58.90	Frehiwat Goshu ETH 9:03.76
2010	Mercy Cherono KEN 8:55.07	Emebet Anteneh ETH 8:55.24	Layes Abdullayeva AZE 8:55.33
2012	Mercy Chepwogen KEN 9:08.88	Hiwot Mesfin ETH 9:09.27	Emelia Gorecka GBR 9:09.43
2014	Mary Cain USA 8:58.48	Lilian Rengeruk KEN 9:00.53	Valentine Mateiko KEN 9:00.79

5000 Metres (From 1996)

1996	Ayelech Worku ETH 15:40.03	Olivera Jevtic YUG 15:40.59	Cristina Iloc ROU 15:41.44
1998	Yin Lili CHN 15:29.65	Faith Jemutai KEN 15:34.48	Meryma Hashim ETH 15:39.57
2000	Dorcus Inzikuru UGA 16:21.32	Messeret Defar ETH 16:23.69	Sharon Cherop KEN 16:23.73
2002	Meseret Defar ETH 15:54.94	Tirunesh Dibaba ETH 15:55.99	Vivian Cheruiyot KEN 15:56.04
2004	Meselech Melkamu ETH 15:21.52	Catherine Chikwaka MAW 15:36.22	Chiaki Iwamoto JPN 15:39.59
2006	Xue Fei CHN 15:31.61	Florence Kiplagat KEN 15:32.34	Mary Ngugi KEN 15:36.82
2008	Sule Uturu ETH 16:15.59	Genzebe Dibaba ETH 16:16.75	Nelly Chebet KEN 16:17.96
2010	Genzebe Dibaba ETH 15:08.06	Mercy Cherono KEN 15:09.19	Alice Nawowuna KEN 15:17.39
2012	Buze Diriba ETH 15:32.94	Ruti Aga ETH 15:32.95	Agnes Tirop KEN 15:36.74
2014	Alemitu Haroye ETH 15:10.08	Alemitu Hawi ETH 15:10.46	Agnes Tirop KEN 15:43.12

YEAR	GOLD	SILVER	BRONZE						
10,000 Metres (Replaced with 5000m from 1996)									
1986	Katrin Kley	GDR 33:19.67	Nora Maraga	KEN	33:57.99	Marlene Renders	BEL	33:59.36	
1988	Jane Ngotho	KEN 33:49.45	Olga Nazarkina	URS	33:50.03	Mónica Gama	POR	34:16.13	
1990	Derartu Tulu	ETH 32:56.26	Rika Ota	JPN	33:06.85	Lydia Cheromei	KEN	33:20.83	
1992	Wang Junxia	CHN 32:29.90	Gete Wami	ETH	32:41.57	Sally Barsosio	KEN	32:41.76	
1994	Yoko Yamazaki	JPN 32:34.11	Jackline Okemwa	KEN	33:19.51	Jebiwott Keitany	KEN	33:35.98	
3000 Metres Steeplechase (76.2cm)									
2004	Gladys Kipkemboi	KEN 9:47.26	Ancuța Bobocel	ROU	9:49.03	Catalina Oprea	ROU	9:50.04	
2006	Caroline Chepkurui	KEN 9:40.95	Ancuța Bobocel	ROU	9:46.19	Mekdes Bekele	ETH	9:48.67	
2008	Christine Muyanga	KEN 9:31.35	Elizabeth Mueni	KEN	9:36.50	Korahubish Itaa	ETH	9:37.81	
2010	Purity Kirui	KEN 9:36.34	Birtukan Adamu	ETH	9:43.23	Lucia Muangi	KEN	9:43.71	
2012	Daisy Jepkemei	KEN 9:47.22	Tejneshe Gebisa	ETH	9:50.51	Stella Rutto	KEN	9:50.58	
2014	Ruth Jebet	BRN 9:36.74	Rosefine Chepngetich	KEN	9:40.28	Daisy Jepkemei	KEN	9:47.65	
100 Metres Hurdles (83.8cm)									
1986	Heike Tillack	GDR 13.10	Aliuska López	CUB	13.14	Tanya Davis	USA	13.46	-0.7
1988	Aliuska López	CUB 13.23	Birgit Wolf	FRG	13.51	Zhanna Garbanova	URS	13.64	-2.6
1990	Gillian Russell	JAM 13.31	Keri Maddox	GBR	13.38	Ilka Rönisch	GDR	13.41	0.4
1992	Gillian Russell	JAM 13.21	Damaris Anderson	CUB	13.43	Svetlana Laukhova	EUN	13.55	1.0
1994	Kirsten Bolm	GER 13.26	LaTasha Colander	USA	13.30	Diane Allahgreen	GBR	13.31	0.5
1996	Joyce Bates	USA 13.27	Glory Alozie	NGR	13.30	Tan Yali	CHN	13.37	0.7
1998	Julie Pratt	GBR 13.75	Sun Hongwei	CHN	13.75	Susanna Kallur	SWE	13.77	-1.0
2000	Susanna Kallur	SWE 13.02	Fanny Gerance	FRA	13.21	Adriana Lamalle	FRA	13.27	-1.7
2000	Anay Tejeda	CUB 12.81w	Agnieszka Frankowska	POL	13.16	Tina Klein	GER	13.23	3.4
2004	Ronnetta Alexander	USA 13.28	Sabrina Altermatt	SUI	13.39	Stephanie Lichtl	GER	13.40	-1.0
2006	Yekaterina Shtepa	RUS 13.33	Christina Vukicevic	NOR	13.34	Tiffany Ofili	USA	13.37	0.0
2008	Teona Rodgers	USA 13.40	Shermaine Williams	JAM	13.48	Belkis Milanés	CUB	13.49	-2.4
2010	Isabelle Pedersen	NOR 13.30	Jenna Pletsch	GER	13.35	Miriam Hehl	GER	13.46	0.9
2012	Morgan Snow	USA 13.38	Noemi Zbären	SUI	13.42	Yekaterina Bleskina	RUS	13.43	-2.4
2014	Kendell Williams	USA 12.89	Dior Hall	USA	12.92	Nadine Visser	NED	12.99	1.9
400 Metres Hurdles (76.2cm)									
1986	Claudia Bartl	GDR 56.76	Kellie Roberts	USA	56.80	Svetlana Lukashevich	URS	57.92	
1988	Antje Axmann	GDR 57.47	Ann Maenhout	BEL	57.58	Silvia Rieger	FRG	57.88	
1990	Nelly Voronkova	URS 55.84	Marjana Luzar	YUG	56.74	Omolade Akinremi	NGR	56.97	
1992	Georgeta Petra	ROU 58.03	Erica Peterson	CAN	58.09	Winsome Cole	JAM	58.15	
1994	Ionela Tirlea	ROU 56.25	Virna De Angeli	ITA	56.93	Emma Holmqvist	SWE	57.23	
1996	Ulrike Urbansky	GER 56.65	Vicki Jamison	GBR	57.57	Tanya Jarrett	JAM	57.91	
1998	Li Yulian	CHN 55.93	Allison Beckford	JAM	57.19	Sun Hongwei	CHN	57.43	
2000	Jana Pittman	AUS 56.27	Marjolein de Jong	NED	56.50	Melaine Walker	JAM	56.96	
2002	Lashinda Demus	USA 54.70	Melaine Walker	JAM	56.03	Camille Robinson	JAM	56.14	
2004	Yekaterina Kostetskaya	RUS 55.55	Zuzana Hejnová	CZE	57.44	Sherene Pinnock	JAM	57.54	
2006	Kaliese Spencer	JAM 55.11	Nicole Leach	USA	55.55	Sherene Pinnock	JAM	56.67	
2008	Takecia Jameson	USA 56.29	Janeil Bellille	TRI	56.84	Meghan Beesley	GBR	57.08	
2010	Vera Rudakova	RUS 57.16	Evonne Britton	USA	57.32	Shiori Miki	JPN	57.35	
2012	Janeive Russell	JAM 56.62	Aurelie Chaboudez	FRA	57.14	Kaila Barber	USA	57.63	
2014	Shamier Little	USA 55.66	Shona Richards	GBR	56.16	Jade Miller	USA	56.22	
High Jump									
1986	Karen Scholz	GDR 1.92	Alina Astafei	ROU	1.90	Yelena Obukhova	URS	1.88	
1988	Alina Astafei	ROU 2.00	Yelena Yelesina	URS	1.96	Karen Scholz	GDR	1.92	
1990	Svetlana Lavrova	URS 1.91	Katja Kilpi	FIN	1.88	Lea Haggett	GBR	1.88	
1992	Manuela Aigner	GER 1.93	Inna Gliznutsa	EUN	1.88	-			
			Svetlana Kalevskaya	EUN	1.88				
1994	Olga Kaliturina	RUS 1.88	Kajsa Bergqvist	SWE	1.88	Lenka Riháková	SVK	1.88	
						Amy Acuff	USA	1.88	
1996	Yuliya Lyakhova	RUS 1.93	Dóra Györfly	HUN	1.91	Svetlana Lapina	RUS	1.91	
1998	Marina Kuptsova	RUS 1.88	Marie Norman	SWE	1.88	Nevena Lendjel	CRO	1.84	
						Tatyana Yefimenko	KGZ	1.84	
2000	Blanka Vlašić	CRO 1.91	Marina Kuptsova	RUS	1.88	Marizca Gartenbach	RSA	1.88	
2002	Blanka Vlašić	CRO 1.96	Anna Ksok	POL	1.87	Petrina Price	USA	1.87	
2004	Irina Kovalenko	UKR 1.93	Svetlana Shkolina	RUS	1.91	Sharon Day	USA	1.91	
2006	Svetlana Radzivil	UZB 1.91	Zheng Xingyuan	CHN	1.88	Annett Engel	GER	1.84	
						Yekaterina Yevseyeva	KAZ	1.84	
2008	Kimberly Jess	GER 1.86	Mirela Demireva	BUL	1.86	Hannelore Desmet	BEL	1.86	
						Lesyanis Mayor	CUB	1.86	
2010	Marija Vuković	MNE 1.91	Airinē Palšytė	LTU	1.89	Elena Vallortigara	ITA	1.89	
2012	Alessia Trost	ITA 1.91	Lissa Labiche	SEY	1.88	Mariya Kuchina	RUS	1.88	
2014	Morgan Lake	GBR 1.93	Michaela Hrubá	CZE	1.91	Irina Iliyeva	RUS	1.88	

YEAR	GOLD		SILVER		BRONZE	
Pole Vault						
1998	Monika Götz	GER	4.20	Mar Sánchez	ESP	4.10
				Monika Pyrek	POL	4.10
2000	Yelena Isinbaeva	RUS	4.20	Annika Becker	GER	4.10
				Vanessa Boslak	FRA	4.10
				Fanni Juhász	HUN	4.10
2002	Floé Kühnert	GER	4.40	Yuliya Golubchikova	RUS	4.30
2004	Lisa Ryzih	GER	4.30	Anna Schultze	GER	4.25
				Zhao Yingying	CHN	4.25
2006	Zhou Yang	CHN	4.30	Tina Sutej	SLO	4.25
2008	Valeriya Volik	RUS	4.40	Yekaterina Kolesova	RUS	4.40
2010	Angelica Bengtsson	SWE	4.25	Victoria von Eynatten	GER	4.20
2012	Angelica Bengtsson	SWE	4.50	Liz Parnov	AUS	4.30
2014	Alyona Lutkovskaya	RUS	4.50	Desiree Freier	USA	4.45
				Eliza McCartney	NZL	4.45
Long Jump						
1986	Patricia Bille	GDR	6.70	Anu Kaljurand	URS	6.46
1988	Fiona May	GBR	6.88w	Anu Kaljurand	URS	6.78w
1990	Iva Prandzheva	BUL	6.53	Erica Johansson	SWE	6.50
1992	Erica Johansson	SWE	6.65	Nicole Devonish	CAN	6.43
1994	Yelena Lysak	RUS	6.72w	Heli Koivula	FIN	6.64w
1996	Guan Yingnan	CHN	6.53	Cristina Nicolau	ROU	6.47
1998	Peng Fengmei	CHN	6.59	Li Xin	CHN	6.57
2000	Conchi Montaner	ESP	6.47	Zhou Yangxia	CHN	6.45w
2002	Adina Anton	ROU	6.46	Wang Lina	CHN	6.36
2004	Denisa Scerbová	CZE	6.61	Sophie Krauel	GER	6.47
2006	Rhonda Watkins	TRI	6.46	Anika Leipold	GER	6.42
2008	Ivana Španović	SRB	6.61	Nastassia Mironchyk	BLR	6.46
2010	Irisdaymi Herrera	CUB	6.41	Wang Wupin	CHN	6.23
2012	Katarina Johnson-Thompson	GBR	6.81w	Lena Malkus	GER	6.80w
2014	Akela Jones	BAR	6.34	Nadia Akpana Assa	NOR	6.31
				Tatyana Ter-Mesrobyan	URS	6.39
				Joanne Wise	GBR	6.69w
				Sandrine Hennart	BEL	6.49
				Yu Huaxiu	CHN	6.26
				Ingvild Larsen	NOR	6.39w
				Johanna Halkoaho	FIN	6.38
				Maria Baccini	ITA	6.55
				Kumiko Ikeda	JPN	6.43
				Esther Aghatise	NGR	6.34
				Veronika Shutkova	BLR	6.22
				Zhang Yuan	CHN	6.41
				Dailenys Alcántara	CUB	6.41
				Marharyta Tverdohlib	UKR	6.20
				Jasmine Sawyers	GBR	6.67
				Maryse Luzzolo	GER	6.24
Triple Jump						
1992	Anja Vokuhl	GER	13.47	Yamina Martínez	CUB	13.42
1994	Yelena Lysak	RUS	14.43w	Ren Ruiping	CHN	14.36w
1996	Tereza Marinova	BUL	14.62	Cristina Nicolau	ROU	13.64
1998	Baya Rahouli	ALG	14.04	Maria Solomon	ROU	13.75
2000	Anastasiya Ilyina	RUS	14.24	Anna Pyatykh	RUS	14.18
2002	Mabel Gay	CUB	14.09	Arianna Martínez	CUB	13.74
2004	Anastasiya Taranova	RUS	13.94	Xie Limei	CHN	13.77
2006	Kaire Leibak	EST	14.43	Sha Li	CHN	14.01
2008	Dailenys Alcántara	CUB	14.25	Yosleivis Rivalta	CUB	13.85
2010	Dailenys Alcántara	CUB	14.09	Laura Samuel	GBR	13.75
2012	Ana Peleteiro	ESP	14.17	Dovilė Dzindzaletaitė	LTU	14.17
2014	Rougey Diallo	FRA	14.44w	Liadagmis Povea	CUB	14.07w
				Yelena Govorova	EUN	13.29
				Tatyana Lebedeva	RUS	13.62
				Adelina Gavrilă	ROU	13.50
				Marija Martinović	YUG	13.47
				Dana Veldaková	SVK	13.92
				Keila Costa	BRA	13.70
				Tatyana Yakovleva	RUS	13.67
				Liliya Kulyk	UKR	14.01
				Paraskeví Papahristou	GRE	13.74
				Deng Lina	CHN	13.72
				Liuba Zaldívar	CUB	13.90
				Li Xiaohong	CHN	14.03w
Shot Put (4Kg)						
1986	Heike Rohrmann	GDR	18.39	Stephanie Storp	FRG	18.20
1988	Ines Wittich	GDR	18.54	Heike Rohrmann	GDR	17.84
1990	Qiu Qiaoping	CHN	18.20	Li Xiaoyun	CHN	17.74
1992	Wang Yawen	CHN	18.05	Zhang Zhiying	CHN	18.03
1994	Chen Xiaoyan	CHN	18.76	Yumileidi Cumba	CUB	18.09
1996	Song Feina	CHN	16.58	Nadine Beckel	GER	16.39
1998	Nadezhda Ostapchuk	BLR	18.23	Du Xianhui	CHN	17.69
2000	Kathleen Kluge	GER	17.37	Li Meiju	CHN	16.57
2002	Valerie Adams	NZL	17.73	Zhang Ying	CHN	16.76
2004	Michelle Carter	USA	17.55	Anna Avdeyeva	RUS	17.13
2006	Melissa Boekelman	NED	17.66	Denise Hinrichs	GER	17.35
2008	Natalia Ducó	CHI	17.23	Melissa Boekelman	NED	16.60
2010	Geisa Arcanjo	BRA	17.02	Meng Qianqian	CHN	16.94
2012	Shanice Craft	GER	17.15	Gao Yang	CHN	16.57
2014	Guo Tianqian	CHN	17.71	Raven Saunders	USA	16.63
				Ines Wittich	GDR	18.19
				Elvira Polyakova	URS	17.10
				Heike Hopfer	GDR	17.27
				Olga Ilyina	EUN	17.20
				Claudia Mues	GER	17.07
				Yelena Ivanenko	BLR	16.22
				Nadine Banse	GER	16.94
				Natalya Kharaneko	BLR	16.40
				Laura Gerraughy	USA	16.62
				Christina Schwanitz	GER	16.52
				Irina Tarasova	RUS	17.11
				Ma Qiao	CHN	16.55
				Cui Shuang	CHN	16.13
				Bian Ka	CHN	16.48
				Emel Dereli	TUR	16.55
Discus Throw (1Kg)						
1986	Ilke Wyludda	GDR	64.02	Franka Dietzsch	GDR	60.26
1988	Ilke Wyludda	GDR	68.24	Astrid Kumbernuss	GDR	64.08
1990	Natalya Kaptyukh	URS	61.44	Lisa-Marie Vizanari	AUS	60.44
1992	Bao Dongying	CHN	58.34	Zhang Cuilan	CHN	57.10
1994	Corrie de Bruin	NED	55.18	Sabine Sievers	GER	54.86
1996	Ma Shuli	CHN	56.32	Seilala Sua	USA	56.32
				Min Chunfeng	CHN	54.00
				Proletka Voycheva	BUL	58.94
				Anja Gündler	GBR	59.30
				Sabine Fried	GER	53.94
				Suzy Powell	USA	52.62
				Zhang Yaqing	CHN	55.70

YEAR	GOLD	SILVER	BRONZE
1998	Liu Fengying CHN 60.66	Mélina Robert Michon FRA 55.01	Lacramioara Ionescu ROU 54.64
2000	Xu Shaoyang CHN 54.41	Jana Tuchoлке GER 53.97	Olga Goncharenko BLR 53.64
2002	Ma Xuejun CHN 58.85	Xu Shaoyang CHN 57.87	Seema Antil IND 55.83
2004	Ma Xuejun CHN 57.85	Darya Pishchalnikova RUS 57.37	Nadine Müller GER 57.13
2006	Dani Samuels AUS 60.63	Pan Saili CHN 57.40	Tan Jian CHN 56.09
2008	Xi Shangxue CHN 54.96	Julia Fischer GER 54.69	Sandra Perković CRO 54.24
2010	Yaimí Pérez CUB 56.01	Erin Pendleton USA 54.96	Yuliya Kurylo UKR 53.96
2012	Anna Rüh GER 62.38	Shanice Craft GER 60.42	Shelbi Vaughan USA 60.07
2014	Izabela da Silva BRA 58.03	Valarie Allman USA 56.75	Navjeet Kaur Dhillon IND 56.36

Hammer Throw (4Kg)

1998	Bianca Achilles GER 61.79	Sini Pöyry FIN 61.76	Maureen Griffin USA 60.14
2000	Ivana Brkljačić CRO 62.22	Virginia Balut ROU 60.23	Yunaika Crawford CUB 59.98
2002	Ivana Brkljačić CRO 65.39	Martina Danisová SVK 63.91	Yuliya Rozenfeld RUS 60.83
2004	Mariya Smolyachkova BLR 66.81	Yang Qiaoyu CHN 61.67	Laura Gibilisco ITA 60.95
2006	Bianca Perie ROU 67.38	Anna Bulgakova RUS 65.73	Hao Shuai CHN 64.26
2008	Bianca Perie ROU 67.95	Katerina Safránková CZE 63.13	Jenny Ozorai HUN 60.80
2010	Sophie Hitchon GBR 66.01	Barbara Špiler SLO 65.28	Zhang Li CHN 63.96
2012	Alexandra Tavernier FRA 70.62	Alexia Sedykh FRA 67.34	Alena Navahrodskaya BLR 67.13
2014	Alyona Shamotina UKR 66.05	Réka Gyurátz HUN 64.68	Iliána Korosidou GRE 63.67

Javelin Throw (600gm)

1986	Xiomara Rivero CUB 62.86	Anja Reiter GDR 60.24	Alexandra Beck GDR 59.92
1988	Karen Forkel GDR 61.44	Isel López CUB 57.86	Malgorzata Kielczewska POL 57.04
1990	Tanja Damaske GDR 61.06	Oksana Ovchinnikova URS 57.26	Mandy Liverton GBR 56.68
1992	Claudia Isaila ROU 63.04	Yvonne Reichardt GER 61.48	Heili Tolkinen FIN 60.12
1994	Taina Uppa FIN 59.02	Maria Caridad Álvarez CUB 58.26	Réka Kovács HUN 55.88
1996	Oslaidys Menéndez CUB 60.96	Nikolett Szabó HUN 58.34	Bina Ramesh FRA 57.70
1998	Oslaidys Menéndez CUB 68.17	Liang Lili CHN 61.72	Wei Jianhua CHN 59.10
2000	Jarmila Klimesová CZE 54.82	Inga Kozarenoka LAT 54.64	Halina Kakhava BLR 54.26
2002	Linda Brīvule LAT 55.35	Ilze Gribole LAT 54.16	Urszula Jasinska POL 54.06
2004	Vivian Zimmer GER 58.50	Annika Suthe GER 57.15	Annabel Thomson AUS 56.01
2006	Sandra Schaffarzik GER 60.45	Vira Rebyrk UKR 57.79	Marharyta Dorozhon UKR 57.68
2008	Vira Rebyrk UKR 63.01	Li Lingwei CHN 59.25	Tatjana Jelača SRB 58.77
2010	Sanni Utraiainen FIN 56.69	Lina Müze LAT 56.64	Tazmin Britts RSA 54.55
2012	Sofi Flinck SWE 61.40	Liu Shiying CHN 59.20	Marija Vučenočić CRO 57.12
2014	Yekaterina Starygina RUS 56.85	Sofi Flinck SWE 56.70	Sara Kolak SRB 55.74

Heptathlon (Senior implements)

1986	Svetla Dimitrova BUL 6041	Marina Sherbina URS 5953	Anke Schmidt GDR 5900
1988	Svetla Dimitrova BUL 6289	Yelena Petushkova URS 6102	Peggy Beer GDR 6067
1990	Beatrice Mau GDR 6166	Rita Ináncis HUN 5940	Joanne Henry NZL 5728
1992	Natalya Sazanovich EUN 6036	Kathleen Gutjahr GER 5668	Regla Cárdenas CUB 5602
1994	Kathleen Gutjahr GER 5918	Regla Cárdenas CUB 5834	Ding Ying CHN 5785
1996	Yelizaveta Shalygina RUS 5711	Johanna Halkoaho FIN 5656	Hana Dolezelová CZE 5504
1998	Shen Shengfei CHN 5815	Susanna Rajamäki FIN 5721	Viorica Țigău ROU 5720
2000	Carolina Klüft SWE 6056	Lidiya Bashlykova RUS 5898	Sanna Saarman FIN 5707
2000	Carolina Klüft SWE 6470	Olga Alekseyeva KAZ 5727	Olga Levenkova RUS 5712
2004	Justine Robbeson RSA 5868	Viktorija Žemaitytė LTU 5810	Julia Mächtigt GER 5679
2006	Tatjana Chernova RUS 6227	Ida Marcussen NOR 6020	Yana Panteleyeva RUS 5979
2008	Carolin Schäfer GER 5833	Yana Maksimava BLR 5766	Grit Šadeiko EST 5765
2010	Dafne Schippers NED 5967	Sara Gambetta GER 5770	Helga Margrét Thorsteinsdóttir ISL 5706
2012	Yorgelis Rodríguez CUB 5966	Xénona Krizsán HUN 5957	Tamara de Souza BRA 5900
2014	Morgan Lake GBR 6148	Yorgelis Rodríguez CUB 6006	Nadine Visser NED 5948

5000/10,000 Metres Walk (10,000m from 2000)

1986	Wang Yan CHN 22:03.65	Natalya Zykova URS 22:17.76	Jin Bingjie CHN 22:17.83
1988	Mari Cruz Diaz ESP 21:51.31	Olga Sánchez ESP 21:58.17	M ^o Grazia Orsani ITA 22:04.74
1990	Susana Feitór POR 21:44.30	Tatyana Shchastnaya URS 22:28.74	Simone Thust GDR 22:44.65
1992	Gao Hongmiao CHN 21:20.03	Jane Saville AUS 21:58.64	Mika Ikutaru JPN 22:25.58
1994	Irina Stankina RUS 21:05.41	Susana Feitór POR 21:12.87	Natalya Trofimova RUS 21:24.71
1996	Irina Stankina RUS 21:31.85	Olga Panfyorova RUS 21:52.27	Claudia Iovan ROU 21:57.11
1998	Sabine Zimmer GER 21:14.39	Jolanta Dukure LAT 21:17.89	Xue Ailing CHN 21:28.57
2000	Lyudmila Yefimkina RUS 44:07.74	Tatyana Kozlova RUS 44:24.43	Sabine Zimmer GER 46:49.97
2002	Fumi Mitsumura JPN 46:01.51	Liu Siqi CHN 46:07.15	Marina Tshikanava BLR 46:14.67
2004	Irina Petrova RUS 45:50.39	Zhang Nan CHN 45:58.54	Vera Sokolova RUS 46:53.02
2006	Liu Hong CHN 45:12.84	Tatyana Shemyakina RUS 45:34.41	Anamaria Greceanu ROU 46:45.67
2008	Tatyana Mineyeva RUS 43:24.72	Elmira Alembekova RUS 43:45.16	Li Yanfei CHN 44:24.10
2010	Yelena Lashmanova RUS 44:11.90	Anna Lukyanova RUS 44:17.98	Kumiko Okada JPN 45:56.15

YEAR	GOLD	SILVER	BRONZE
2012	Yekaterina Medvedyeva RUS	45:41.74 Nadezhda Leontyeva RUS	45:43.64 Sandra Arenas COL
2014	Anežka Drahotová CZE	42:47.25 Wang Na CHN	44:02.64 Ni Yuanyuan CHN

4 x 100 Metres Relay			
1986	United States	43.78	GDR 43.97
1988	GDR	43.48	Cuba 44.04
1990	Jamaica	43.82	Great Britain & NI 44.16
1992	Jamaica	43.96	United States 44.51
1994	Jamaica	44.01	Germany 44.78
1996	United States	43.79	Jamaica 44.26
1998	United States	43.52	France 44.07
2000	Germany	43.91	Jamaica 44.05
2002	Jamaica	43.40	United States 43.66
2004	United States	43.49	Jamaica 43.63
2006	United States	43.49	France 44.20
2008	United States	43.66	Jamaica 43.98
2010	United States	43.44	Germany 43.74
2012	United States	43.89	Germany 44.24
2014	United States	43.46	Jamaica 43.97

4 x 400 Metres Relay			
1986	United States	3:30.45	GDR 3:30.90
1988	GDR	3:28.39	United States 3:31.48
1990	Australia	3:30.38	Jamaica 3:31.09
1992	Romania	3:31.57	Jamaica 3:32.68
1994	United States	3:32.08	Romania 3:36.59
1996	Germany	3:31.12	Romania 3:32.16
1998	Jamaica	3:32.29	Russia 3:32.35
2000	Great Britain & NI	3:33.82	Jamaica 3:33.99
2002	United States	3:29.95	Great Britain & NI 3:30.46
2004	United States	3:27.60	Russia 3:30.03
2006	United States	3:29.01	Nigeria 3:30.84
2008	United States	3:30.19	Ukraine 3:34.20
2010	United States	3:31.20	Nigeria 3:31.84
2012	United States	3:30.01	Jamaica 3:32.97
2014	United States	3:30.42	Great Britain & NI 3:32.00

IAAF WORLD YOUTH CHAMPIONSHIPS

Venues - 1999: Bydgoszcz (16-18 Jul); 2001: Debrecen (11-15 Jul); 2003: Sherbrooke (Jul 9-13); 2005: Marrakech (Jul 13-17); 2007: Ostrava (11-15 Jul); 2009: Bressanone (8-12 Jul); 2011: Lille (Villeneuve d'Ascq) (6-10 Jul); 2013: Donetsk (10-14 Jul); 2015: Cali (15-19 Jul); 2017: Nairobi (12-16 Jul)

MEN										
100 Metres										
1999	Mark Lewis-Francis	GBR	10.40	Bryan Sears	USA	10.42	Omar Brown	JAM	10.43	1.4
2001	Darel Brown	TRI	10.31	Willie Hordge	USA	10.41	Jonathan Wade	USA	10.53	-0.2
2003	Yahya Al-Gahes	KSA	10.69	Yahya Hassan Habib	KSA	10.73	Craig Pickering	GBR	10.85	-3.1
2005	Harry Aikines-Aryeetey	GBR	10.35	Alex Nelson	GBR	10.36	Keston Bledman	TRI	10.55	0.8
2007	Dexter Lee	JAM	10.51	Nickel Ashmeade	JAM	10.54	Kenneth Gilstrap	USA	10.65	-0.4
2009	Prezel Hardy	USA	10.57	Aaron Brown	CAN	10.74	Giovanni Galbieri	ITA	10.79	-1.2
2011	Odail Todd	JAM	10.51	Kazuma Oseto	JPN	10.52	Mickael-Meba Zeze	FRA	10.57	-0.3
2013	Mo Youxue	CHN	10.35	Ojie Edoburun	GBR	10.35	Reynier Mena	CUB	10.37	-0.4

200 Metres										
1999	Tim Benjamin	GBR	20.72	Omar Brown	JAM	21.09	Bryan Sears	USA	21.16	0.9
2001	Jonathan Wade	USA	20.95	Michael Grant	USA	21.30	Dion Rodriguez	TRI	21.36	-1.1
2003	Usain Bolt	JAM	20.40	Michael Grant	USA	21.04	Jamahl Alert-Khan	GBR	21.35	-1.1
2005	Harry Aikines-Aryeetey	GBR	20.91	Jorge Valcárel	CUB	21.08	Matteo Galvan	ITA	21.14	0.7
2007	Ramone McKenzie	JAM	20.67	Ramil Guliyev	AZE	20.72	Nickel Ashmeade	JAM	20.76	-0.2
2009	Kirani James	GRN	21.05	Alberto Gavaldá	ESP	21.33	Keenan Brock	USA	21.39	-0.9
2011	Stephen Newbold	BAH	20.89	Odail Todd	JAM	21.00	Ronald Darby	USA	21.08	1.1
2013	Michael O'Hara	JAM	20.63	Vitor dos Santos	BRA	20.67	Reynier Mena	CUB	20.79	-1.0

400 Metres									
1999	Mandla Nkosi	RSA	46.94	Claudel Garzón	CUB	47.00	Mark van Soest	RSA	47.19
2001	Karol Grzegorzczak	POL	46.90	Piotr Kedzia	POL	47.12	Jermaine Gonzales	JAM	47.51
2003	Nagmeldin Ali Abubakr	SUD	46.10	Cedric Goodman	USA	46.42	Željko Vinček	CRO	47.45

YEAR	GOLD		SILVER		BRONZE				
2005	Adam Mohamed Al-Noor	SUD	46.56	Julius Kirwa	KEN	46.70	Bryshon Nellum	USA	46.81
2007	Chris Clarke	GBR	46.74	Kirani James	GRN	46.96	Vladimir Krasnov	RUS	47.03
2009	Kirani James	GRN	45.24	Joshua Mance	USA	46.22	Awadelkarim Makki	SUD	47.15
2011	Arman Hall	USA	46.01	Alfas Kishoyan	KEN	46.58	Patryk Dobek	POL	46.67
2013	Martin Manley	JAM	45.89	Ryan Clark	USA	46.46	Alex Sampao	KEN	46.78

800 Metres

1999	Nicholas Wachira	KEN	1:50.70	Berhanu Alemu	ETH	1:50.79	Mohammad Al-Azemi	KUW	1:51.24
2001	Salem Al-Badri	QAT	1:50.15	Cosmas Rono	KEN	1:50.35	Liao Fu-Pin	TPE	1:51.35
2003	Mohammed Al-Salhi	KSA	1:48.79	Bernard Kiptum	KEN	1:49.14	Abraham Ngeno	KEN	1:49.17
2005	Gilbert Keter	KEN	1:48.42	Jackson Kivuva	KEN	1:48.57	Jan Masenamela	RSA	1:49.73
2007	Geoffrey Kibet	KEN	1:49.99	Ali Saad Al-Daran	KSA	1:50.10	Amine El Manaoui	MAR	1:50.12
2009	Johan Rogestedt	SWE	1:50.92	Peter Kiplangat	KEN	1:50.97	Nicholas Kipkoeh	KEN	1:51.01
2011	Leonard Kosencha	KEN	1:44.08	Mohamed Aman	ETH	1:44.68	Timothy Kitum	KEN	1:44.98
2013	Alfred Kipketer	KEN	1:48.01	Konstantin Tolokonnikov	RUS	1:48.29	Kyle Langford	GBR	1:48.32

1500 Metres

1999	Cornelius Chirchir	KEN	3:44.02	Michael Too	KEN	3:44.70	Osman Yusuf	KSA	3:45.53
2001	Isaac Songko	KEN	3:36.78	Sameuel Dadi	ETH	3:39.78	Abdulrahman Suleiman	QAT	3:42.03
2003	Benson Esho	KEN	3:44.94	Samson Kiplagat	KEN	3:45.13	Isaac Mboyaza	RSA	3:48.05
2005	Belal Mansoor Ali	BRN	3:36.98	Ebrahim Bader Khalil	BRN	3:43.70	Abubaker Kaki	SUD	3:45.06
2007	Freddie Ndunge	KEN	3:44.27	Josphat Kithii	KEN	3:44.68	Dawit Wolde	ETH	3:45.03
2009	Gideon Mageka	KEN	3:37.36	Caleb Ndiku	KEN	3:38.42	Girma Bekele	ETH	3:39.88
2011	Teshome Diresa	ETH	3:39.13	Vincent Mutai	KEN	3:39.17	Jonathan Sawe	KEN	3:39.54
2013	Robert Biwott	KEN	3:36.77	Tesfu Twelde	ERI	3:42.14	Titus Kibiego	KEN	3:42.97

3000 Metres

1999	Pius Muli	KEN	8:08.16	Kenenisa Bekele	ETH	8:09.89	Anouar Assila	MAR	8:13.54
2001	Markos Geneti	ETH	7:55.82	David Kilel	KEN	7:56.95	James Kwalia	KEN	7:57.71
2003	Augustine Choge	KEN	7:52.53	Tariku Bekele	ETH	7:54.71	Girma Shimelis	ETH	7:55.12
2005	Abraham Cherkos	ETH	8:00.90	Ibrahim Jeylan	ETH	8:04.21	Saleh Marzooq Bakheet	BRN	8:04.78
2007	Daniel Salel	KEN	7:57.18	Lucas Rotich	KEN	7:59.67	Hicham El Amrani	MAR	8:00.98
2009	Isiah Koech	KEN	7:51.51	David Bett	KEN	7:52.13	Goitrom Kifle	ERI	8:05.83
2011	William Sitonik	KEN	7:40.10	Patrick Mutunga	KEN	7:40.47	Abraar Osman	ERI	7:40.89
2013	Yomif Kejelcha	ETH	7:53.56	Vedic Cheruiyot	KEN	7:55.60	Alexander Mutiso	KEN	7:56.86

2000 Metres Steeplechase (91.4cm)

1999	Cheruiyot Cheronro	KEN	5:31.89	Lulseged Wale	ETH	5:32.61	Philip Simbolei	KEN	5:41.77
2001	David Kirwa	KEN	5:33.40	Brimin Kipruto	KEN	5:36.81	Abraham Ketbo	ETH	5:37.76
2003	Ronald Kipchumba	KEN	5:30.27	Justus Kiprono	KEN	5:31.24	Chris Winter	CAN	5:44.23
2005*	Abel Mutai	KEN	5:24.69	Bisluke Kiplagat	KEN	5:24.87	Abdelghani Ait Bahmad	MAR	5:26.52
2007	Legese Lamiso	ETH	5:30.81	Silas Kitum	KEN	5:32.88	Abdellah Dacha	MAR	5:34.49
2009	Hillary Yego	KEN	5:25.33	Peter Lagat	KEN	5:26.59	Desta Alemu	ETH	5:29.66
2011	Consensus Kipruto	KEN	5:28.65	Gilbert Kirui	KEN	5:30.49	Zacharia Kiprotich	UGA	5:37.98
2013	Meresa Kassaye	ETH	5:19.99	Nicholas Bett	KEN	5:20.92	Justus Lagat	KEN	5:30.00

* Originally first in 5:23.95 was Tareq Mubarak Taher BRN, but in 2007 he was found to be over-age on investigation by the IAAF

110 Metres Hurdles (91.4cm)

1999	Ladji Doucouré	FRA	13.26	Nassim Brahimi	QAT	13.36	Paul Whitty	CAN	13.59	0.8
2001	Nassim Brahimi	QAT	13.27	Mathinus van der Vyver	RSA	13.35	Eddy Delepine	FRA	13.39	0.2
2003	Jason Richardson	USA	13.29	Mubarak Al-Mabadi	KSA	13.41	Alexander John	GER	13.50	1.9
2005	Cordera Jenkins	USA	13.35	Ryan Brathwaite	BAR	13.44	Gianni Frankis	GBR	13.48	1.1
2007	Wayne Davis	USA	13.18	William Wynne	USA	13.44	Denis Semenov	KAZ	13.82	0.2
2009	Dale Morgan	USA	13.28	Jack Meredith	GBR	13.33	Gregory MacNeill	CAN	13.51	0.6
2011	Andries van der Merwe	RSA	13.41	Joshua Hawkins	NZL	13.44	Wilhem Belocian	FRA	13.51	0.1
2013	Jaheel Hyde	JAM	13.13	Marlon Humphrey	USA	13.24	Lu Yang	CHN	13.33	-1.1

400 Metres Hurdles (83.8cm)

1999	Mathinus Kritzinger	RSA	49.86	Sergio Hierrezuelo	CUB	49.95	Mumo Kiilu	KEN	51.50
2001	Amine Alozen	SYR	50.25	Jonathan Walker	USA	51.32	Kenji Narisako	JPN	52.09
2003	Jason Richardson	USA	49.91	Wouter Le Roux	RSA	50.85	Jamaal Charles	USA	51.48
2005	Mohammed Daak	KSA	50.90	David Klech	USA	50.90	Adel Jaber Asseri	KSA	51.68
2007	William Wynne	USA	49.01	Reginald Wyatt	USA	50.33	Amourys Valle	CUB	50.37
2009	Norge Sotomayor	CUB	51.30	Jeremiah Mutai	KEN	51.45	José de Leon	ITA	51.74
2011	Yegor Kuznetsov	RUS	50.97	Ibrahim Mohammed Saleh	KSA	51.14	Takahiro Matsumoto	JPN	51.26
2013	Marvin Williams	JAM	50.39	Wang Yang	CHN	50.78	Kenny Selmon	USA	51.30

High Jump

1999	Jacques Freitag	RSA	2.16	Cui Kai	CHN	2.13	Andrey Chubsa	BLR	2.13
------	-----------------	-----	------	---------	-----	------	---------------	-----	------

YEAR	GOLD			SILVER			BRONZE		
2001	Aleksey Dmitrik	RUS	2.23	James Watson	AUS	2.21	Aliaksandr Plisko	BLR	2.19
2003	Martin Günther	GER	2.11	Aleksandr Nartov	UKR	2.11	Hikaru Tsuchiya	JPN	2.11
2005	Huang Haiqiang	CHN	2.27	Aleksandr Nartov	UKR	2.18	Alex Soto	ESP	2.18
2007	Wang Chen	CHN	2.22	Sergey Mudrov	RUS	2.22	Josh Hall	AUS	2.20
2009	Dmitriy Kroyter	ISR	2.20	Janick Klausen	DEN	2.20	Django Lovett	CAN	2.17
							Daniyil Tsyplakov	RUS	2.17
2011	Gaël Levéque	FRA	2.13	Usman Usmanov	RUS	2.13	Justin Fondren	USA	2.13
2013	Woo Sang-Hyeok	KOR	2.20	Bai Jiayu	CHN	2.18	Christoffe Bryan	JAM	2.16
Pole Vault									
1999	Sébastien Homo	FRA	5.20	Oleksandr Korchmyd	UKR	5.10	Rico Tepper	GER	5.00
2001	Artyom Kuptsov	RUS	5.15	Vincent Favretto	FRA	5.15	Go Kishita	JPN	5.00
2003	Germán Chiaraviglio	ARG	5.15	Dmitriy Starodubtsev	RUS	5.10	Steven Lewis	GBR	5.05
2005	Yang Yansheng	CHN	5.25	Scott Roth	USA	5.25	Albert Vélez	ESP	5.20
2007	Nico Weiler	GER	5.26	Manuel Concepción	ESP	4.85			
				Shota Doi	JPN	4.85			
2009	Jin Min-Sub	KOR	5.15	Carlo Paech	GER	5.10	Daniel Clemens	GER	5.10
2011	Robert Renner	SLO	5.25	Melker Svärd-Jacobsson	SWE	5.15	Jacob Blankenship	USA	5.05
2013	Harry Coppel	GBR	5.25	Huang Bokai	CHN	5.20	Lev Skorish	ISR	5.10
Long Jump									
1999	Shang Yapeng	CHN	7.80	Yoelmis Pacheco	CUB	7.62	Nicolaas Grimbeek	RSA	7.59
2001	Thiago Dias	BRA	7.72	Abdulla Al-Waleed	QAT	7.62	Andrew Howe-Besozzi	ITA	7.61
2003	Naohiro Shinada	JPN	7.61	Yves Renaux	FRA	7.44	Ahmed Al-Sharfa	KSA	7.15
2005	Chris Noffke	AUS	7.97w	Tiberiu Talnar	ROU	7.53w	Claiton Sabino	BRA	7.49
2007	Yasumichi Konishi	JPN	7.52w	Daisuke Yoshiyama	JPN	7.32	Christian Taylor	USA	7.29
2009	Suphanara Suksawat	THA	7.65	Stefan Brits	RSA	7.57	Yannick Roggatz	GER	7.53
2011	Lin Qing	CHN	7.83	Johan Taléus	SWE	7.44w	Stefano Braga	ITA	7.42w
2013	Anatoliy Ryapolov	RUS	7.79	Fang Yaoqing	CHN	7.53	Isaiah Moore	USA	7.53
Triple Jump									
1999	Ibrahim Mahmedin	QAT	15.96	Yoandri Betanzo	CUB	15.83	Viktor Yastrebov	UKR	15.74
2001	Jonathan Moore	GBR	16.36	David Girat	CUB	16.33	Osniel Toscas	CUB	15.67
2003	Denni Fernández	CUB	15.77	Mousa Qarqaran	KSA	15.60	Mohamed Darwish	UAE	15.55
2005	Héctor Fuentes	CUB	16.63	Ilya Yefremov	RUS	16.45	Zhivko Petkov	BUL	16.20
2007	Christian Taylor	USA	15.98	Aleksey Fedorov	RUS	15.59	Gennadiy Chudinov	RUS	15.54
2009	Ben Williams	GBR	15.91	Suphanara Suksawat	THA	15.70	Aleksandr Yurchenko	RUS	15.66
2011	Latario Minns	BAH	16.06	Albert Janki	RSA	15.95w	Lathone Minns	BAH	15.52
2013	Lázaro Martínez	CUB	16.63	Fang Yaoqing	CHN	16.48	Dimitri Antonov	GER	16.02
Shot Put (5Kg)									
1999	Robert Häggblom	FIN	19.76	Dmitriy Gorshkov	RUS	19.69	Khalid Al-Suwaidi	QAT	19.44
2001	Georgi Ivanov	BUL	19.73	Yasser Ibrahim Farag	EGY	19.58	Lee Min-Won	KOR	19.57
2003	Liu Feng	CHN	21.45	Kyle Helf	CAN	20.79	Amin Al-Aradi	KSA	19.69
2005	J. P. Hoffman	RSA	20.99	Vladislav Tuláček	CZE	19.97	Rosen Karamfilov	BUL	19.86
2007	David Storl	GER	21.40	Marin Premeru	CRO	20.42	Dmytro Savvitsky	UKR	20.15
2009	Ryan Crouser	USA	21.56	Krzysztof Brzozowski	POL	20.89	Frans Schutte	RSA	20.37
2011	Jacko Gill	NZL	24.35	Tyler Schultz	USA	20.35	Braheme Days	USA	20.14
2013	Patrick Müller	GER	22.02	Henning Prüfer	GER	21.94	Hamza Mohamed	EGY	20.58
Discus Throw (1.5Kg)									
1999	Chang Ming-Huang	TPE	64.14	Zhang Huabing	CHN	58.36	Raine Munukka	FIN	56.52
2001	Khalid Al-Suwaidi	QAT	62.67	Robert Harting	GER	62.04	Omad El Ghafaly	EGY	61.06
2003	Ronnie Buckley	AUS	64.34	Wu Jian	CHN	63.18	Wang Yao-Hui	TPE	60.00
2005	Ali Shahrokhi	IRI	61.07	Osmel Charlot	CUB	60.17	António Vital e Silva	POR	59.30
2007	Mykyta Nesterenko	UKR	68.54	Marin Premeru	CRO	64.20	Andrius Gudžius	LTU	61.59
2009	Hamid Mansoor	SYR	64.20	Ryan Crouser	USA	61.64	Traves Smikle	JAM	61.22
2011	Fedrick Dacres	JAM	67.05	Ethan Cochran	USA	61.37	Gerhard de Beer	RSA	60.63
2013	Matt Denny	AUS	67.54	Henning Prüfer	GER	65.62	Cheng Yulong	CHN	62.80
Hammer Throw (5Kg)									
1999	Krisztián Pars	HUN	74.76	Oleksandr Lutsenko	UKR	73.68	Aleksey Yeliseyev	RUS	73.68
2001	József Horváth	HUN	80.11	Werner Smit	RSA	79.48	Kirill Ikonnikov	RUS	77.75
2003	Mikhail Levin	RUS	76.41	Kristóf Németh	HUN	75.59	Sándor Pálhegyi	HUN	75.47
2005	Sándor Pálhegyi	HUN	81.89	Artem Vynnyk	UKR	77.88	Alex Smith	GBR	73.77
2007	Andriy Martynyuk	UKR	76.09	Dániel Szabó	HUN	75.30	Richard Olbrich	GER	75.18
2009	Chen Hongqiu	CHN	74.93	Suhrob Hodjaev	TJK	73.29	Tomás Kružliak	SVK	72.17
2011	Bence Pásztor	HUN	82.60	Özkan Baltacı	TUR	78.63	Sergiy Reheda	UKR	74.06
2013	Matija Gregurić	CRO	79.38	Pavel Paliakou	BLR	79.02	Matt Denny	AUS	78.67

YEAR	GOLD		SILVER		BRONZE	
------	------	--	--------	--	--------	--

Javelin Throw (700gm)

1999	Joachim Kiteau	FRA	79.65	Saku Kuusisto	FIN	78.73	Aleksandr Ivanov	RUS	78.65
2001	Teemu Wirkkala	FIN	76.18	Hamad Khalifa	QAT	73.56	Tero Järvenpää	FIN	68.85
2003	Júlio César de Oliveira	BRA	81.16	Robert Oosthuizen	RSA	81.07	Raldu Potgieter	RSA	75.56
2005	Noël Meyer	RSA	80.52	Roman Avramenko	UKR	79.22	Victor Fatigati	PAR	77.21
2007	Tuomas Laaksonen	FIN	79.71	Hamish Peacock	AUS	76.31	Edgars Rūtiņš	LAT	74.65
2009	Huang Shih-Feng	TPE	74.00	Killian Durechou	FRA	73.54	Braian Toledo	ARG	73.44
2011	Reinhard van Zyl	RSA	82.96	Morné Moolman	RSA	80.99	Zhang Guisheng	CHN	77.62
2013	Matija Muhar	SLO	78.84	Norbert Rivasz-Tóth	HUN	78.27	Pablo Bugallo	ESP	76.63

Octathlon (From 2001) (91.4cm hurdles, 5Kg SP & 700gm JT)

2001	Rene Oruman	EST	6219	Essa Mufarrah	KSA	6024	Jason Dudley	AUS	5997
2003	Andrés Silva	URU	6456	Andrey Kravchenko	BLR	6366	Lukás Patera	CZE	6316
2005	Yordani García	CUB	6482	Matthias Prey	GER	6282	Claiton Sabino	BRA	6218
2007	Shane Brathwaite	BAR	6261	Jaroslav Hedvicák	CZE	6212	Adam Bevis	AUS	6212
2009	Kevin Mayer	FRA	6478	Mohammed Al-Mannai	QAT	6232	Steffen Klink	GER	6217
2011	Jake Stein	AUS	6491	Fredrick Ekholm	SWE	6127	Felipe dos Santos	BRA	5966
2013	Karsten Warholm	NOR	6451	Feliks Shestopalov	RUS	6260	Jan Doležal	CZE	6222

10,000 Metres Walk

1999	Yevgeniy Demkov	RUS	42:26.07	Aleksandr Strokov	RUS	42:36.52	Takayuki Tani	JPN	42:40.86
2001	Vladimir Kanaykin	RUS	42:55.75	Mikalai Seredovich	BLR	43:44.32	Francisco Flores	MEX	43:53.13
2003	Aleksandr Prokhorov	RUS	42:16.16	Makoto Sawada	JPN	42:17.62	Vyacheslav Golovin	RUS	42:37.15
2005	Sergey Morozov	RUS	42:26.92	Vladimir Akhmetov	RUS	42:32.81	Yusuke Suzuki	JPN	42:43.22
2007	Stanislav Yemelyanov	RUS	41:49.91	Pedro Gómez	MEX	43:11.87	Vito Di Bari	ITA	43:36.13
2009	Hagen Pohle	GER	41:35.99	Dementiy Cheparov	RUS	41:53.76	Igor Lyashchenko	UKR	42:01.90
2011	Pavel Parshin	RUS	40:51.31	Kenny Pérez	COL	40:59.25	Erwin González	MEX	41:09.60
2013	Toshikazu Yamanishi	JPN	41:53.80	Maksim Krasnov	RUS	42:03.10	Diego García	ESP	42:03.32

4 x 100 Metres Relay (1999 only)

1999	Jamaica	40.03	Japan	40.14	Germany	41.13
------	---------	-------	-------	-------	---------	-------

Medley Relay (400m-300m-200m-100m in 1999, 100m-200m-300m-400m thereafter)

1999	United States	1:51.29	South Africa	1:52.49	Japan	1:54.10
2001	Poland	1:50.46	United States	1:50.90	South Africa	1:51.35
2003	United States	1:52.03	Poland	1:53.08	Japan	1:53.11
2005	United States	1:51.19	Trinidad & Tobago	1:52.51	Saudi Arabia	1:52.89
2007	United States	1:51.34	Japan	1:51.42	Jamaica	1:52.18
2009	United States	1:50.33	Brazil	1:52.66	Japan	1:52.82
2011	United States	1:49.47	Japan	1:50.69	France	1:51.81
2013	Jamaica	1:49.23	United States	1:50.14	Japan	1:50.52

WOMEN**100 Metres**

1999	Veronica Campbell	JAM	11.49	Lisa Sharpe	JAM	11.52	Adrianna Lamalle	FRA	11.66	0.6
2001	Allyson Felix	USA	11.57	Kerron Stewart	JAM	11.72	Zuzana Kosová	CZE	11.83	0.5
2003	Jessica Onyepunuka	USA	11.31	Krystin Lacy	USA	11.50	Kelly-Ann Baptiste	TRI	11.58	1.8
2005	Bianca Knight	USA	11.38	Ebony Collins	USA	11.44	Schillonie Calvert	JAM	11.44	-0.1
2007	Asha Philip	GBR	11.46	Rosângela Santos	BRA	11.46	Ashlee Nelson	GBR	11.58	-0.9
2009	Jodie Williams	GBR	11.39	Allison Peter	ISV	11.47	Ashton Purvis	USA	11.48	0.7
2011	Jennifer Madu	USA	11.57	Myasia Jacobs	USA	11.61	Christiana Williams	JAM	11.63	-0.5
2013	Ky Westbrook	USA	11.33	Ariana Washington	USA	11.40	Angela Tenorio	ECU	11.41	-0.8

200 Metres

1999	LaShauntea Moore	USA	23.38	Melanie Walker	JAM	23.72	Ana López	CUB	23.97	-0.1
2001	Angel Perkins	USA	23.07	Amy Spencer	GBR	23.45	Zuzana Kosová	CZE	23.98	0.3
2003	Anneisha McLaughlin	JAM	23.26	Courtney Champion	USA	23.56	Cleo Tyson	USA	23.67	-0.4
2005	Aymée Martínez	CUB	22.99	Bianca Knight	USA	23.33	Latoya King	JAM	23.57	0.7
2007	Bárbara Leôncio	BRA	23.50	Chalonda Goodman	USA	23.54	Nivea Smith	BAH	23.69	-1.9
2009	Jodie Williams	GBR	23.08	Allison Peter	ISV	23.08	Ashton Purvis	USA	23.15	0.9
2011	Desiree Henry	GBR	23.25	Christian Brennan	CAN	23.47	Shericka Jackson	JAM	23.62	-0.1
2013	Irene Ekelund	SWE	22.92	Ariana Washington	USA	23.20	Hannah Cunliffe	USA	23.44	-0.1

400 Metres

1999	Monique Henderson	USA	52.28	Helen Okpanachi	NGR	52.38	Norma González	COL	52.39
2001	Stephanie Smith	USA	52.19	Jerrika Chapple	USA	52.80	Anneisha McLaughlin	JAM	53.35
2003	Natasha Hastings	USA	53.41	Antonina Krivoshapka	RUS	53.54	Jaimee-Lee Hoebergen	AUS	53.78
2005	Nawal Al-Jak	SUD	51.19	Danijela Grgić	CRO	51.30	Aymée Martínez	CUB	52.04
2007	Yuliya Baraley	UKR	53.57	Latoya McDermott	JAM	54.12	Alexandra Stuková	SVK	54.46
2009	Ebony Eutsey	USA	52.88	Michelle Brown	USA	53.44	Sandra Wagner	SWE	53.52

YEAR	GOLD			SILVER			BRONZE			
2011	Shaunae Miller	BAH	51.84	Christian Brennan	CAN	52.12	Olivia James	JAM	52.14	
2013	Sabrina Bakare	GBR	52.77	Olivia Baker	USA	53.38	Tiffany James	JAM	53.56	
800 Metres										
1999	Georgie Clarke	AUS	2:05.90	Tetyana Petlyuk	UKR	2:06.97	Mihaela Olaru	ROU	2:08.20	
2001	Cerotic Kipkorir	RUTO	2:05.50	Veronika Plesarová	CZE	2:06.01	Carlene Robinson	JAM	2:06.18	
2003	Mariya Chapayeva	RUS	2:03.40	Olga Cristea	MDA	2:04.30	Larisa Arcip	ROU	2:04.31	
2005	Flavius Kwamboka	KEN	2:07.42	Winy Chebet	KEN	2:08.15	Katherine Katsanevakis	AUS	2:08.35	
2007	Mirela Lavric	ROU	2:04.29	Alison Leonard	GBR	2:05.36	Juana Méndez	CUB	2:05.42	
2009	Cherono Koech	KEN	2:01.67	Ciara Mageean	IRL	2:03.07	Rowena Cole	GBR	2:03.83	
2011	Ajee' Wilson	USA	2:02.64	Wang Chunyu	CHN	2:03.23	Jessica Judd	GBR	2:03.43	
2013	Anita Hinriksdóttir	ISL	2:01.13	Dureti Edao	ETH	2:03.25	Raevyn Rogers	USA	2:03.32	
1500 Metres										
1999	Zanelle Grobler	RSA	4:23.06	Chibiwott Kibet	KEN	4:24.43	Elaine du Plessis	RSA	4:24.59	
2001	Georgie Clarke	AUS	4:14.08	Florence Kyalo	KEN	4:15.71	Sentayehu Ejigu	ETH	4:17.51	
2003	Alem Techale	ETH	4:17.41	Jelena Stina	LAT	4:17.43	Joyce Musungu	KEN	4:17.65	
2005	Sheila Chepkirui	KEN	4:12.29	Yuriko Kobayashi	JPN	4:13.96	Bizunesh Urgesa	ETH	4:19.34	
2007	Sammary Cherotich	KEN	4:15.47	Jordan Hasay	USA	4:17.24	Sheila Chepkirui	KEN	4:19.26	
2009	Nelly Ngeiywo	KEN	4:12.76	Gete Dima	ETH	4:15.16	Amela Terzić	SRB	4:16.71	
2011	Faith Kipyegon	KEN	4:09.48	Sembere Teferi	ETH	4:10.54	Genet Tibeso	ETH	4:11.56	
2013	Tigist Gashaw	ETH	4:14.25	Dawit Seyaum	ETH	4:15.51	Alexa Efraimson	USA	4:16.07	
3000 Metres										
1999	Alice Timbill	KEN	9:01.99	Meseret Defar	ETH	9:02.08	Vivian Cheruiyot	KEN	9:04.42	
2001	Sally Chepyego	KEN	9:09.05	Mestawat Tufa	ETH	9:11.60	Fridah Domongole	KEN	9:12.70	
2003	Siham Hilali	MAR	9:12.70	Pasalia Kipkoech	KEN	9:13.77	Yuko Nohara	JPN	9:14.82	
2005	Veronica Wanjiru	KEN	9:01.61	Pauline Korikwang	KEN	9:05.42	Hitomi Niiya	JPN	9:10.34	
2007	Mercy Cherono	KEN	8:53.94	Mahlet Melese	ETH	8:56.98	Sule Utura	ETH	9:06.48	
2009	Purity Rionoripo	KEN	9:03.79	Jackline Chepngeno	KEN	9:05.93	Genet Yalew	ETH	9:08.95	
2011	Gotytom Gebreslase	ETH	8:56.36	Ziporah Kingori	KEN	8:56.82	Caroline Kipkirui	KEN	8:58.63	
2013	Lilian Rengeruk	KEN	8:58.74	Berhan Demisse	ETH	9:00.06	Silenat Yismaw	ETH	9:01.63	
2000 Metres Steeplechase (From 2007) (76.2cm)										
2007	Caroline Chepkurui	KEN	6:22.30	Christine Mayanga	KEN	6:22.49	Karoline Bjerkeli Grovdal	NOR	6:25.30	
2009	Korahubsh Itaa	ETH	6:11.83	Lucia Muangi	KEN	6:11.90	Halima Hassen	ETH	6:16.83	
2011	Norah Tanui	KEN	6:16.41	Fadwa Sidi Madane	MAR	6:20.98	Lilian Chemweno	KEN	6:21.85	
2013	Rosefine Chepngetich	KEN	6:14.60	Daisy Jepkemei	KEN	6:15.12	Woynsnet Ansa	ETH	6:30.05	
100 Metres Hurdles (76.2cm)										
1999	Adrianna Lamalle	FRA	13.08	Maren Freisen	GER	13.42	Annay Tejada	CUB	13.45	-0.4
2001	Kathrin Geissler	GER	13.49	Ashley Lodree	USA	13.75	Carla Fick	RSA	13.75	0.4
2003	Sally McLellan	AUS	13.42	Latoya Greaves	JAM	13.49	Domenique Manning	USA	13.60	-1.9
2005	April Williams	USA	13.23	Natasha Ruddock	JAM	13.38	Theresa Lewis	USA	13.39	1.1
2007	Julian Purvis	USA	13.41	Shermaine Williams	JAM	13.48	Anne Zagre	BEL	13.58	-1.3
2009	Isabelle Pedersen	NOR	13.23	Kori Carter	USA	13.26	Bridgette Owens	USA	13.39	0.3
2011	Trinity Wilson	USA	13.11	Noemi Zbären	SUI	13.17	Kendell Williams	USA	13.28	-0.1
2013	Yanique Thompson	JAM	12.94	Dior Hall	USA	13.01	Mikiah Brisco	USA	13.29	0.0
400 Metres Hurdles (76.2cm)										
1999	Jana Pittman	AUS	57.87	Wu Jieya	CHN	58.32	Patricia Hall	JAM	58.67	
2001	Camille Robinson	JAM	58.72	Kimberly Crow	AUS	59.28	Olga Nikolayeva	RUS	59.41	
2003	Zuzana Hejnová	CZE	57.54	Yekaterina Kostetskaya	RUS	58.37	MacKenzie Hill	USA	59.15	
2005	Ebony Collins	USA	55.96	Lauren Boden	AUS	58.30	Aya Miyahara	JPN	59.62	
2007	Dalilah Muhammad	USA	57.25	Andreea Ionescu	ROU	57.33	Ryann Kraiss	USA	57.50	
2009	Vera Rudakova	RUS	57.83	Danielle Dowie	JAM	58.62	Déborah Rodríguez	URU	59.71	
2011	Nnenna Hailey	USA	57.93	Sarah Carli	AUS	58.05	Surian Hechavarría	CUB	58.37	
2013	Helene Swanepoel	RSA	58.08	Tia Adana Belle	BAR	58.42	Lisa-Marie Jacoby	GER	58.75	
High Jump										
1999	Anna Chichirova	RUS	1.89	Renáta Medgyesová	SVK	1.83	Gaëlle Niaré	FRA	1.79	
2001	Aileen Wilson	GBR	1.87	Petrina Price	AUS	1.81	Lavern Spencer	LCA	1.81	
2003	Irina Kovalenko	UKR	1.92	Svetlana Shkolina	RUS	1.86				
				Annett Engel	GER	1.86				
2005	Gu Biwei	CHN	1.87	Sophia Begg	AUS	1.85	Yekaterina Yevseyeva	KAZ	1.85	
2007	Natalya Mamlina	RUS	1.89	Misha-Gaye DaCosta	JAM	1.84	Aleksandrina Klimintinova	BUL	1.81	
							Elena Vallortigara	ITA	1.81	

YEAR	GOLD		SILVER		BRONZE				
2003	Xue Juan	CHN	56.82	Shin Bo-Ra	KOR	53.74	Vivian Zimmer	GER	52.20
2005	Zhang Li	CHN	56.66	Vira Rebryk	UKR	56.16	Yanet Cruz	CUB	51.66
2007	Tazmin Brits	RSA	51.71	Carita Hinkka	FIN	51.61	Sini Kiiski	FIN	50.75
2009	Anastasiya Svechnikova	UZB	53.25	Wu You	CHN	52.04	Laura Henkel	GER	51.47
2011	Christin Hussong	GER	59.74	Sofi Flinck	SWE	54.62	Monique Cilione	AUS	52.77
2013	Mackenzie Little	AUS	61.47	Yulenmis Aguilar	CUB	59.94	Anete Kociņa	LAT	54.26

Heptathlon (From 2001) (76.2cm hurdles, 4Kg/600gm SP/JT in 1999-2011, 3Kg/500gm thereafter)

2001	Annett Wichmann	GER	5470	Christine Schulz	GER	5346	Amandine Constantin	FRA	5296
2003	Marisa de Aniceto	FRA	5458	Sarah Kern	GER	5445	Marina Goncharova	RUS	5338
2005	Tatyana Chernova	RUS	5875	Yana Panteleyeva	RUS	5611	Diana Rashed	GER	5481
2007	Katerina Cachová	CZE	5641	Carolin Schäfer	GER	5544	Elisa-Sophie Döbel	GER	5494
2009	Katarina Thompson	GBR	5750	Laura Ikauniece	LAT	5647	Kira Biesenbach	GER	5423
2011	Yusleidys Mendietta	CUB	5697	Yorgelis Rodríguez	CUB	5671	Marjolein Lindemans	BEL	5532
2013	Celina Leffler	GER	5747	Emma Stenlöf	SWE	5590	Louisa Grauvogel	GER	5581

5000 Metres Walk

1999	Tatyana Kozlova	RUS	22:31.93	Maryna Tsikhanova	BLR	22:37.54	Yekaterina Dergunova	RUS	22:54.59
2001	Jiang Kun	CHN	22:49.21	Ksenia Ishcheykina	RUS	22:58.43	Sniazhana Yurchanka	BLR	23:28.51
2003	Vera Sokolova	RUS	22:50.23	Ann Loughnane	IRL	23:37.00	Noriko Nishide	JPN	23:50.69
2005	Tatyana Kalmykova	RUS	22:14.47	Elmira Alembekova	RUS	22:27.17	Chai Xue	CHN	22:34.28
2007	Tatyana Kalmykova	RUS	20:28.05	Irina Yumanova	RUS	21:21.14	Panayióta Tsinopoulou	GRE	22:49.15
2009	Yelena Lashmanova	RUS	22:55.45	Yanelli Caballero	MEX	22:59.27	Svetlana Vasilyeva	RUS	23:00.15
2011	Kate Veale	IRL	21:45.59	Mao Yanxue	CHN	22:00.15	Nadezhda Leontyeva	RUS	22:00.84
2013	Olga Shargina	RUS	22:13.91	Momoko Mizota	JPN	22:42.77	Noemi Stella	ITA	22:48.95

4 x 100 Metres Relay (1999 only)

1999	Jamaica	44.30	United States	45.40	Poland	45.49
------	---------	-------	---------------	-------	--------	-------

Medley Relay (400m-300m-200m-100m in 1999, 100m-200m-300m-400m thereafter)

1999	United States	2:07.71	Poland	2:09.19	Ukraine	2:11.13
2001	United States	2:03.83	Jamaica	2:07.45	Romania	2:09.70
2003	United States	2:03.87	Jamaica	2:07.05	Russia	2:07.52
2005	United States	2:03.93	Australia	2:06.58	Brazil	2:06.60
2007	United States	2:05.74	Jamaica	2:06.77	Canada	2:09.08
2009	United States	2:04.32	Hungary	2:09.22	Romania	2:09.25
2011	Jamaica	2:03.42	United States	2:03.92	Canada	2:05.72
2013	United States	2:05.15	British Virgin Islands	2:07.40	Japan	2:07.61

IAAF WORLD CUP IN ATHLETICS (1977-2006) / **IAAF CONTINENTAL CUP** (2010-)

Venues - 1977: Düsseldorf (2-4 Sep); 1979: Montréal (24-26 Aug); 1981: Roma (4-6 Sep); 1985: Canberra (4-6 Oct); 1989: Barcelona (8-10 Sep); 1992: Habana (25-27 Sep); 1994: London (9-11 Sep); 1998: Johannesburg (11-13 Sep); 2002: Madrid (20/21 Sep); 2006: Athina (16/17 Sep); 2010: Split (4/5 Sep); 2014: Marrakech (13/14 Sep); 2018: *Ostrava*

World Cup Teams**MEN**

Britain's men's team were disqualified from the 2002 World Cup because their entry for the meeting had been based on performances by Dwain Chambers at that year's European Cup which were subsequently annulled because of a doping violation. However, the individual placings by British team members in Madrid were allowed to stand, though are regarded by the IAAF as non-scoring.

1977	GDR	127	United States	120	FRG	112
1979	United States	119	Europe	112	GDR	108
1981	Europe	147	GDR	130	United States	127
1985	United States	123	USSR	115	GDR	114
1989	United States	133	Europe	127	Great Britain & NI	119
1992	Africa	115	Great Britain & NI	103	Europe	99
1994	Africa	116	Great Britain & NI	111	Americas	95
1998	Africa	111	Europe	119	Germany	103
2002	Africa	139	Europe	121	Americas	120
2006	Europe	140	United States	136	Africa	116

WOMEN

1977	Europe	109	GDR	93	USSR	90
1979	GDR	106	USSR	98	Europe	88
1981	GDR	120.5	Europe	110	USSR	98
1985	GDR	121	USSR	105.5	Europe	86

YEAR	FIRST		SECOND		THIRD	
1983	GDR	124	USSR	106	Americas	94
1992	Unified Team	102	Europe	94	Americas	79
1994	Europe	111	Americas	98	Germany	79
1998	United States	96	Europe	94	Africa	88
2002	Russia	129	Europe	126	Americas	111
2006	Russia	137	Europe	128	Americas	117

Continental Cup Teams**COMBINED MEN & WOMEN**

2010	1st: Americas	422.5	2nd: Europe	417	3rd: Africa	293	4th: Asia-Pacific	290.5
2014	1st: Europe	447.5	2nd: Americas	390	3rd: Africa	339	4th: Asia-Pacific	257.5

INDIVIDUAL MEN**100 Metres**

1977	Steve Williams	USA	10.13	Eugen Ray	GDR	10.15	Silvio Leonard	AME	10.19	-0.3
1979	James Sanford	USA	10.17	Silvio Leonard	AME	10.26	Marian Woronin	EUR	10.28	-0.4
1981	Allan Wells	EUR	10.20	Ernest Obeng	AFR	10.21	Frank Emmelmann	GDR	10.31	0.2
1985	Ben Johnson	AME	10.00	Chidi Imoh	AFR	10.11	Frank Emmelmann	GDR	10.17	-0.4
1989	Linford Christie	GBR	10.10	Leroy Burrell	USA	10.15	Daniel Sangouma	EUR	10.17	0.5
1992	Linford Christie	GBR	10.21	Olapade Adeniken	AFR	10.26	Calvin Smith	USA	10.33	-0.3
1994	Linford Christie	GBR	10.21	Olapade Adeniken	AFR	10.25	Talal Mansoor	ASI	10.31	-0.3
1998	Obadele Thompson	AME	9.87	Seun Ogunkoya	AFR	9.92	Dwain Chambers	GBR	10.03	-0.2
2002	Uchenna Emedolu	AFR	10.06	Kim Collins	AME	10.06	Francis Obikwelu	EUR	10.09	-0.3
2006	Tyson Gay	USA	9.88	Francis Obikwelu	EUR	10.09	Marc Burns	AME	10.14	1.1
2010	Christophe Lemaitre	EUR	10.06	Daniel Bailey	AME	10.10	Mark Lewis-Francis	EUR	10.16	-0.7
2014	James Dasaolu	EUR	10.03	Mike Rodgers	AME	10.04	Femi Ogunode	APA	10.04	-0.1

200 Metres

1977	Clancy Edwards	USA	20.17	Pietro Mennea	EUR	20.17	Silvio Leonard	AME	20.30	1.0
1979	Silvio Leonard	AME	20.34	Leszek Dunecki	EUR	20.50	Peter Okodogbe	AFR	20.69	0.0
1981	Mel Lattany	USA	20.21	Allan Wells	EUR	20.53	Frank Emmelmann	GDR	20.57	0.1
1985	Robson da Silva	AME	20.44	Frank Emmelmann	GDR	20.51	Darren Clark	OCE	20.78	0.5
1989	Robson da Silva	AME	20.00	Floyd Heard	USA	20.36	Olapade Adeniken	AFR	20.38	1.9
1992	Robson da Silva	AME	20.56	Linford Christie	GBR	20.72	Jeff Williams	USA	20.75	0.5
1994	John Regis	GBR	20.45	Frankie Fredericks	AFR	20.55	Geir Moen	EUR	20.72	-1.4
1998	Frankie Fredericks	AFR	19.97	Gentry Bradley	USA	20.38	Troy Douglas	EUR	20.40	1.3
2002	Francis Obikwelu	EUR	20.18	Frankie Fredericks	AFR	20.20	Marlon Devonish	GBR	20.32	-0.6
2006	Wallace Spearmon	USA	19.87	Usain Bolt	AME	19.96	Shingo Suetsugu	ASI	20.30	0.1
2010	Wallace Spearmon	AME	19.95	Churandy Martina	AME	20.47	Ben Youssef Meité	AFR	20.51	0.2
2014	Alonso Edward	AME	19.98	Rasheed Dwyer	AME	19.98	Femi Ogunode	APA	20.17	0.2

400 Metres

1977	Alberto Juantorena	AME	45.36	Volker Beck	GDR	45.50	Robert Taylor	USA	45.57
1979	El Kashief Hassan	AFR	45.39	Nikolay Chernetskiy	URS	46.06	Tony Darden	USA	46.12
1981	Cliff Wiley	USA	44.88	Mauro Zuliani	ITA	45.26	Bert Cameron	AME	45.27
1985	Michael Franks	USA	44.47	Thomas Schönlebe	GDR	44.72	Innocent Egbunike	AFR	44.99
1989	Roberto Hernández	AME	44.58	Jens Carlowitz	GDR	44.86	Gabriel Tiacoh	AFR	44.97
1992	Sunday Bada	AFR	44.99	Mark Richardson	GBR	45.86	Chip Jenkins	USA	46.10
1994	Antonio Pettigrew	USA	45.26	Du'aine Ladejo	GBR	45.44	Inaldo Sena	AME	45.67
1998	Iwan Thomas	GBR	45.33	Jerome Young	USA	45.37	Troy McIntosh	AME	45.45
2002	Michael Blackwood	AME	44.60	Ingo Schultz	GER	44.86	Fawzi Al-Shammari	ASI	45.14
2006	LaShawn Merritt	USA	44.54	Gary Kikaya	AFR	44.66	Dimitrios Régas	GRE	45.11
2010	Jeremy Wariner	AME	44.22	Ricardo Chambers	AME	44.59	Michael Bingham	EUR	44.84
2014	LaShawn Merritt	AME	44.60	Isaac Makwala	AFR	44.84	Youssef Masrahi	APA	45.03

800 Metres

1977	Alberto Juantorena	AME	1:44.04	Mike Boit	AFR	1:44.14	Willi Wülbeck	FRG	1:45.47
1979	James Maina-Boi	AFR	1:47.69	James Robinson	USA	1:47.85	Willi Wülbeck	EUR	1:47.88
1981	Sebastian Coe	EUR	1:46.16	James Robinson	USA	1:47.31	Detlef Wagenknecht	GDR	1:47.49
1985	Sammy Koskei	AFR	1:45.15	Viktor Kalinkin	URS	1:45.72	Alberto Guimarães	AME	1:45.80
1989	Tom McKean	GBR	1:44.95	Jens-Peter Herold	GDR	1:45.04	Nixon Kiprotich	AFR	1:45.08
1992	David Sharpe	GBR	1:46.06	William Tanui	AFR	1:46.14	Andrea Benvenuti	EUR	1:46.53
1994	Mark Everett	USA	1:46.02	William Tanui	AFR	1:46.84	Craig Winrow	GBR	1:47.16
1998	Nils Schumann	GER	1:48.66	Mark Everett	USA	1:48.73	Norberto Téllez	AME	1:48.92
2002	Antonio Manuel Reina	ESP	1:43.83	Djabir Saïd-Guerni	AFR	1:44.03	David Krumenacker	USA	1:45.14
2006	Youssef Saad Kamel	ASI	1:44.98	Bram Som	EUR	1:45.13	Mbulaeni Mulaudzi	AFR	1:45.14
2010	David Rudisha	AFR	1:43.37	Marcin Lewandowski	EUR	1:44.81	Belal Mansoor Ali	APA	1:44.92
2014	Nijel Amos	AFR	1:44.88	Mohamed Aman	AFR	1:45.34	Adam Kszczot	EUR	1:45.72

YEAR	FIRST		SECOND		THIRD				
1500 Metres									
1977	Steve Ovett	EUR	3:34.45	Thomas Wessinghage	FRG	3:35.98	Jürgen Straub	GDR 3:37.5	
1979	Thomas Wessinghage	EUR	3:46.00	Vladimir Ponomaryov	URS	3:46.13	Jürgen Straub	GDR 3:46.30	
1981	Steve Ovett	EUR	3:34.95	John Walker	OCÉ	3:35.49	Olaf Beyer	GDR 3:35.58	
1985	Omer Khalifa	AFR	3:41.16	Olaf Beyer	GDR	3:41.26	Igor Lotarev	URS 3:41.92	
1989	Abdi Bile	AFR	3:35.56	Sebastian Coe	GBR	3:35.79	Jens-Peter Herold	GDR 3:35.87	
1992	Mohammed Suleiman	ASI	3:38.37	Jonah Birir	AFR	3:40.25	Simon Fairbrother	GBR 3:40.30	
1994	Noureddine Morceli	AFR	3:34.70	Rüdiger Stenzel	GER	3:40.04	Mohammed Suleiman	ASI 3:40.52	
1998	Laban Rotich	AFR	3:40.87	Rui Silva	EUR	3:40.95	Anthony Whiteman	GBR 3:40.99	
2002	Bernard Lagat	AFR	3:31.20	Reyes Estévez	ESP	3:33.67	Mehdi Baala	EUR 3:38.04	
2006	Alex Kipchirchir	AFR	3:52.60	Ivan Heshko	EUR	3:53.33	Nick Willis	OCÉ 3:54.76	
2010	Amine Laâlou	AFR	3:35.49	Mekonnen Gebremedhin	AFR	3:35.70	Leonel Manzano	AME 3:36.48	
2014	Ayanleh Souleiman	AFR	3:48.91	Asbel Kiprop	AFR	3:49.10	Mahiedine Mekhissi-Benabbad	FRA 3:49.53	
3000 Metres (From 1998)									
1998	Dieter Baumann	GER	7:56.24	Isaac Viciosa	EUR	7:56.47	Thomas Nyariki	AFR 7:59.46	
2002	Craig Mottram	OCÉ	7:41.37	David Galván	AME	7:47.43	Roberto García	ESP 7:53.96	
2006	Craig Mottram	OCÉ	7:32.19	Kenenisa Bekele	AFR	7:36.25	Driss Maazouzi	EUR 7:47.80	
2010	Bernard Lagat	AME	7:54.75	Moses Kipsiro	AFR	7:54.98	Bayron Piedra	AME 7:55.52	
2014	Caleb Ndiku	AFR	7:52.64	Hayle Ibrahimov	EUR	7:53.14	Bernard Lagat	AME 7:53.95	
5000 Metres									
1977	Miruts Yifter	AFR	13:13.82	Marty Liquori	USA	13:15.06	David Fitzsimons	OCÉ 13:17.42	
1979	Miruts Yifter	AFR	13:35.9	Valeriy Abramov	URS	13:37.6	Markus Ryffel	EUR 13:38.6	
1981	Eamonn Coghlan	EUR	14:08.39	Hansjörg Kunze	GDR	14:08.54	Vittorio Fontanella	ITA 14:09.06	
1985	Doug Padilla	USA	14:04.11	Stefano Mei	EUR	14:05.99	Wodajo Bulti	AFR 14:07.17	
1989	Said Aouita	AFR	13:23.14	John Doherty	EUR	13:25.39	José Luis Carrera	ESP 13:25.94	
1992	Fita Bayissa	AFR	13:41.23	Arturo Barrios	AME	13:50.95	Jim Farmer	USA 14:02.90	
1994	Brahim Lahlafi	AFR	13:27.96	John Nuttall	GBR	13:32.47	Martin Bremer	GER 13:33.57	
1998	Daniel Komen	AFR	13:46.57	Shaun Creighton	OCÉ	13:53.66	Dieter Baumann	GER 13:58.40	
2002	Alberto García	ESP	13:30.04	Paul Kosgei	AFR	13:31.71	Smail Sghir	EUR 13:32.82	
2006	Saif Saeed Shaheen	ASI	13:35.30	Mike Kigen	AFR	13:36.19	Matt Tegenkamp	USA 13:36.83	
2010	Bernard Lagat	AME	13:58.23	Moses Kipsiro	AFR	13:58.35	Bouabdellah Tahri	EUR 13:58.79	
2014	Isiah Koech	AFR	13:26.86	Zane Robertson	APA	13:29.27	Nguse Tesfaldet	AFR 13:31.31	
10,000 Metres (Replaced with 3000m from 1998)									
1977	Miruts Yifter	AFR	28:32.31	Jörg Peter	GDR	28:34.0	Jos Hermens	EUR 28:35.0	
1979	Miruts Yifter	AFR	27:53.07	Craig Virgin	USA	27:59.55	Aleksandr Antipov	URS 28:25.17	
1981	Werner Schildhauer	GDR	27:38.43	Mohamed Kedir	AFR	27:39.44	Alberto Salazar	USA 27:40.69	
1985	Wodajo Bulti	AFR	29:22.96	Pat Porter	USA	29:23.02	Werner Schildhauer	GDR 29:25.63	
1989	Salvatore Antibo	EUR	28:05.26	Addis Abebe	AFR	28:06.43	Antonio Prieto	ESP 28:07.42	
1992	Addis Abebe	AFR	28:44.38	Antonio Serrano	EUR	28:54.38	Mikhail Dasko	EUN 29:00.26	
1994	Khalid Skah	AFR	27:38.74	Antonio Silio	AME	28:16.54	Rob Denmark	GBR 28:20.65	
3000 Metres Steeplechase (91.4cm)									
1977	Michael Karst	FRG	8:21.60	Eshetu Tura	AFR	8:22.5	George Malley	USA 8:25.2	
1979	Kiprotich Rono	AFR	8:25.97	Ralf Pönitzsch	GDR	8:29.28	Mariano Scartezzini	EUR 8:29.44	
1981	Boguslaw Maminski	EUR	8:19.89	Mariano Scartezzini	ITA	8:19.93	Masanari Shintaku	ASI 8:23.64	
1985	Julius Kariuki	AFR	8:39.51	Henry Marsh	USA	8:39.55	Graeme Fell	AME 8:40.30	
1989	Julius Kariuki	AFR	8:20.84	Alessandro Lambruschini	EUR	8:21.75	Hagen Melzer	GDR 8:23.21	
1992	Phillip Barkutwo	AFR	8:26.81	William Van Dijk	EUR	8:32.06	Shaun Creighton	OCÉ 8:33.79	
1994	Moses Kiptanui	AFR	8:28.28	Saad Al-Asmari	ASI	8:35.74	Alessandro Lambruschini	EUR 8:40.34	
1998	Damian Kallabis	GER	8:31.25	Bernard Barmasai	AFR	8:31.85	Saad Al-Asmari	ASI 8:39.69	
2002	Wilson Boit Kipketer	AFR	8:25.34	Luis Miguel Martín	ESP	8:26.35	Khamis Abdulla Saifeldin	ASI 8:30.66	
2006	Saif Saeed Shaheen	ASI	8:19.09	Paul Kipsiele Koech	AFR	8:19.37	Bouabdellah Tahri	FRA 8:29.06	
2010	Richard Mateelong	AFR	8:09.67	Roba Gari	AFR	8:09.87	Mahiedine Mekhissi-Benabbad	EUR 8:09.96	
2014	Jairus Birech	AFR	8:13.18	Evan Jager	AME	8:14.08	Ali Abubaker Kamal	APA 8:17.27	
110 Metres Hurdles (106.7cm)									
1977	Thomas Munkelt	GDR	13.41	Alejandro Casañas	AME	13.50	Charles Foster	USA 13.51	0.0
1979	Renaldo Nehemiah	USA	13.39	Thomas Munkelt	GDR	13.42	Alejandro Casañas	AME 13.44	0.0
1981	Greg Foster	USA	13.32	Alejandro Casañas	AME	13.36	Julius Ivan	EUR 13.66	-0.2
1985	Tonie Campbell	USA	13.35w	Sergey Usov	URS	13.62	Jörg Naumann	GDR 13.76	3.1
1989	Roger Kingdom	USA	12.87w	Colin Jackson	GBR	12.95	Emilio Valle	AME 13.21	2.6
1992	Colin Jackson	GBR	13.07	Sergey Usov	EUN	13.55	Emilio Valle	AME 13.69	0.3
1994	Tony Jarrett	GBR	13.23	Allen Johnson	USA	13.29	Emilio Valle	AME 13.45	-1.6
1998	Falk Balzer	GER	13.10	Colin Jackson	GBR	13.11	Anier García	AME 13.14	2.0
2002	Anier García	AME	13.10	Allen Johnson	USA	13.45	Stanislav Oljajir	EUR 13.58	-2.2
2006	Allen Johnson	USA	12.96	Liu Xiang	ASI	13.03	Dayron Robles	AME 13.06	0.4

YEAR	FIRST		SECOND		THIRD					
2010	David Oliver	AME	13.11	Andy Turner	EUR	13.48	Shi Dongpeng	APA	13.53	-1.1
2014	Sergey Shubenkov	EUR	13.23	Ronnie Ash	AME	13.25	William Sharman	EUR	13.25	0.1
400 Metres Hurdles (91.4cm)										
1977	Edwin Moses	USA	47.58	Volker Beck	GDR	48.83	Harald Schmid	FRG	48.85	
1979	Edwin Moses	USA	47.53	Harald Schmid	EUR	48.71	Vasily Arkhipenko	URS	48.97	
1981	Edwin Moses	USA	47.37	Volker Beck	GDR	49.16	Harry Schulting	EUR	49.69	
1985	Andre Phillips	USA	48.42	Aleksandr Vasilyev	URS	48.61	Harald Schmid	EUR	48.83	
1989	David Patrick	USA	48.74	Henry Amike	AFR	49.24	Kriss Akabusi	GBR	49.42	
1992	Samuel Matete	AFR	48.88	Jon Ridgeon	GBR	49.01	Stéphane Diagana	EUR	49.34	
1994	Samuel Matete	AFR	48.77	Oleg Tverdokhlebov	EUR	49.26	Eronilde de Araújo	AME	49.62	
1998	Samuel Matete	AFR	48.08	Mubarak Al-Nubi	ASI	48.17	Dinsdale Morgan	AME	48.40	
2002	Kerron Carter	USA	48.27	Mubarak Al-Nubi	ASI	48.96	Chris Rawlinson	GBR	49.18	
2006	Jerron Clement	USA	48.12	LJ van Zyl	AFR	48.35	Marek Plawgo	EUR	48.76	
2010	David Greene	EUR	47.88	Javier Culson	AME	48.08	Bershawn Jackson	AME	48.62	
2014	Cornel Fredericks	AFR	48.34	Kariem Hussein	EUR	48.47	Javier Culson	AME	48.88	
High Jump										
1977	Rolf Beilschmidt	GDR	2.30	Dwight Stones	USA	2.27	Jacek Wszola	EUR	2.24	
1979	Franklin Jacobs	USA	2.27	Jacek Wszola	EUR	2.27	Aleksandr Grigoryev	URS	2.24	
1981	Tyke Peacock	USA	2.28	Gerd Nagel	EUR	2.26	Jörg Freimuth	GDR	2.24	
1985	Patrik Sjöberg	EUR	2.31	Jimmy Howard	USA	2.28	Javier Sotomayor	AME	2.28	
1989	Patrik Sjöberg	EUR	2.34	Dalton Grant	GBR	2.31	Javier Sotomayor	AME	2.25	
1992	Yuriy Sergiyenko	EUN	2.29	Javier Sotomayor	AME	2.26	Brendan Reilly	GBR	2.26	
1994	Javier Sotomayor	AME	2.40	Tim Forsyth	OCE	2.28	Steve Smith	GBR	2.28	
1998	Charles Austin	USA	2.31	Javier Sotomayor	AME	2.28	Sergey Klyugin	EUR	2.28	
2002	Yaroslav Rybakov	EUR	2.31	Mark Boswell	AME	2.29	Ben Challenger	GBR	2.20	
2006	Tomás Jankú	EUR	2.28	Andrey Silnov	RUS	2.24	Tora Harris	USA	2.24	
2010	Rashid Ahmed Al-Mannai	APA	2.28	Donald Thomas	AME	2.28	Martyn Bernard	EUR	2.25	
2014	Bogdan Bondarenko	EUR	2.37	Ivan Ukhov	EUR	2.34	Mutaz Essa Barshim	APA	2.34	
Pole Vault										
1977	Mike Tully	USA	5.60	Wladyslaw Kozakiewicz	EUR	5.55	Axel Weber	GDR	5.30	
1979	Mike Tully	USA	5.45	Patrick Abada	EUR	5.45	Konstantin Volkov	URS	5.30	
1981	Konstantin Volkov	URS	5.70	Jean-Michel Bellot	EUR	5.55	Billy Olson	USA	5.50	
1985	Sergey Bubka	URS	5.85	Philippe Collet	EUR	5.50	Tim Bright	USA	5.40	
1989	Philippe Collet	EUR	5.75	Tim Bright	USA	5.70	Uwe Langhammer	GDR	5.55	
1992	Igor Potapovich	EUN	5.60	Philippe Collet	EUR	5.40	Okkert Brits	AFR	5.30	
1994	Okkert Brits	AFR	5.90	Jean Galfione	EUR	5.75	Alberto Manzano	AME	5.40	
							Andrej Tiwontschik	GER	5.40	
1998	Maksim Tarasov	EUR	5.85	Tim Lobinger	GER	5.80	Jeff Hartwig	USA	5.70	
2002	Okkert Brits	AFR	5.75	Jeff Hartwig	USA	5.70	Lars Börgeling	GER	5.40	
2006	Steve Hooker	OCE	5.80	Daichi Sawano	ASI	5.70	Germán Chiaraviglio	SAM	5.70	
2010	Steven Hooker	APA	5.95	Renaud Lavillenie	EUR	5.90	Derek Miles	AME	5.75	
2014	Renaud Lavillenie	EUR	5.80	Xue Changrui	APR	5.65	Mark Hollis	AME	5.55	
Long Jump										
1977	Arnie Robinson	USA	8.19	Hans Baumgartner	FRG	7.96	Charlton Ehizuelen	AFR	7.89	
1979	Larry Myricks	USA	8.52	Lutz Dombrowski	GDR	8.27	David Giralt	AME	8.22	
1981	Carl Lewis	USA	8.15	Gary Honey	OCE	8.11	Shamil Abiyasov	URS	7.95	
1985	Mike Conley	USA	8.20	Robert Emmiyan	URS	8.09	László Szalma	EUR	8.09	
1989	Larry Myricks	USA	8.29	Yusuf Alli	AFR	8.00	Stewart Faulkner	GBR	7.84	
1992	Iván Pedroso	AME	7.97	Gordon McKee	USA	7.89	Chen Zunrong	ASI	7.84	
1994	Fred Salle	GBR	8.10	Douglas de Souza	AME	7.96	Dion Bentley	USA	7.93	
1998	Iván Pedroso	AME	8.37	Jai Taurima	OCE	8.32	Hassine Moursal	AFR	8.26	
2002	Savanté Stringfellow	USA	8.21	Iván Pedroso	AME	8.19	Yago Lamela	ESP	8.11	
2006	Irving Saladino	AME	8.26	Andrew Howe	EUR	8.12	Mohamed Salman Al-Khwalidi	ASI	8.11	
2010	Dwight Phillips	AME	8.34	Kaféten Gomis	EUR	8.10	Christian Reif	EUR	7.99	
2014	Ignisious Gaisah	NED	8.11	Will Claye	AME	7.98	Zarck Visser	AFR	7.96	
Triple Jump										
1977	João de Oliveira	AME	16.68	Anatoliy Piskulin	URS	16.61	Klaus Hufnagel	GDR	16.43	
1979	João de Oliveira	AME	17.02w	Gennadiy Valuykevich	URS	16.94	Ian Campbell	OCE	16.76	
1981	João de Oliveira	AME	17.37	Zou Zhenxian	ASI	17.34	Willie Banks	USA	17.04	
1985	Willie Banks	USA	17.58	Oleg Protosenko	URS	17.47	Khristo Markov	EUR	17.13	
1989	Mike Conley	USA	17.49	Vladimir Inozemtsev	URS	17.31	Jonathan Edwards	GBR	17.28	
1992	Jonathan Edwards	GBR	17.34	Frank Rutherford	AME	17.06	Toussaint Rabenala	AFR	17.03	
1994	Yoelbi Quesada	AME	17.61	Julian Golley	GBR	17.06	Oleg Sakirkin	ASI	16.81	
1998	Charles Friedek	GER	17.42	Denis Kapustin	EUR	17.32	Yoelbi Quesada	AME	17.25	

YEAR	FIRST		SECOND		THIRD				
2002	Jonathan Edwards	GBR	17.34	Walter Davis	USA	17.23w	Christian Olsson	EUR	17.05
2006	Walter Davis	USA	17.54	Jadel Gregório	AME	17.41	Marian Oprea	EUR	17.05
2010	Marian Oprea	EUR	17.29	Alexis Copello	AME	17.25	Phillips Idowu	EUR	17.24
2014	Benjamin Compaoré	EUR	17.48	Godfrey Mokoena	AFR	17.35	Will Claye	AME	17.21

Shot Put (7.26Kg)

1977	Udo Beyer	GDR	21.74	Reijo Ståhlberg	EUR	20.46	Ralf Reichenbach	FRG	19.97
1979	Udo Beyer	GDR	20.45	Reijo Ståhlberg	EUR	20.05	Aleksandr Baryshnikov	URS	20.00
1981	Udo Beyer	GDR	21.40	Yevgeniy Mironov	URS	20.34	Dave Laut	USA	19.90
1985	Ulf Timmermann	GDR	22.00	Sergey Smirnov	URS	21.72	Alessandro Andrei	EUR	21.14
1989	Ulf Timmermann	GDR	21.68	Werner Günthör	EUR	21.40	Randy Barnes	USA	21.10
1992	Mike Stulce	USA	21.34	Sergey Nikolayev	EUN	20.14	Werner Günthör	EUR	19.75
1994	C. J. Hunter	USA	19.92	Aleksandr Klymenko	EUR	19.16	Courtney Ireland	OCE	18.93
1998	John Godina	USA	21.48	Aleksandr Bagach	EUR	20.45	Oliver-Sven Buder	GER	20.42
2002	Adam Nelson	USA	20.80	Justin Anlezark	OCE	20.77	Ralf Bartels	GER	20.67
2006	Ralf Bartels	EUR	20.67	Reese Hoffa	USA	20.60	Pavel Sofin	RUS	20.45
2010	Christian Cantwell	AME	21.87	Tomasz Majewski	EUR	21.22	Scott Martin	APA	20.10
2014	David Storl	EUR	21.55	O'Dayne Richards	AME	21.10	Joe Kovacs	AME	20.87

Discus Throw (2Kg)

1977	Wolfgang Schmidt	GDR	67.14	Mac Wilkins	USA	66.64	Hein-Direck Neu	FRG	62.64
1979	Wolfgang Schmidt	GDR	66.02	Mac Wilkins	USA	64.92	Luis Mariano Delis	AME	63.50
1981	Armin Lemme	GDR	66.38	Luis Mariano Delis	AME	66.26	Imrich Bugár	EUR	64.38
1985	Georgiy Kolnootchenko	URS	69.08	Jürgen Schult	GDR	68.30	Luis Mariano Delis	AME	67.60
1989	Jürgen Schult	GDR	67.12	Luis Mariano Delis	AME	66.72	Rolf Danneberg	EUR	65.30
1992	Tony Washington	USA	64.86	Roberto Moya	AME	63.66	Yu Wenge	ASI	63.06
1994	Vladimir Dubrovshchik	EUR	64.54	Alexis Elizalde	AME	61.50	Adewale Olukoju	AFR	60.22
1998	Virgilijus Alekna	EUR	69.66	Lars Riedel	GER	67.47	Frantz Kruger	AFR	65.73
2002	Róbert Fazekas	EUR	71.25	Frantz Kruger	AFR	66.78	Mario Pestano	ESP	64.64
2006	Virgilijus Alekna	EUR	67.19	Ehsan Hadadi	ASI	62.60	Ian Waltz	USA	62.12
2010	Robert Harting	EUR	66.85	Benn Harradine	APA	66.45	Ehsan Hadadi	APA	64.55
2014	Gerd Kanter	EUR	64.46	Jorge Fernández	AME	62.97	Jason Morgan	AME	62.70

Hammer Throw (7.26Kg)

1977	Karl-Hans Riehm	FRG	75.64	Jochen Sachse	GDR	75.40	Peter Farmer	OCE	73.92
1979	Sergey Litvinov	URS	78.70	Karl-Hans Riehm	EUR	75.88	Roland Steuk	GDR	74.82
1981	Yuriy Sedykh	URS	77.42	Karl-Hans Riehm	EUR	75.60	GianPaolo Orlando	ITA	71.92
1985	Jüri Tamm	URS	82.12	Günther Rodehau	GDR	78.44	Jud Logan	USA	76.88
1989	Heinz Weis	EUR	77.68	Lance Deal	USA	76.38	Ralf Haber	GDR	76.28
1992	Tibor Gécsek	EUR	80.44	Igor Nikulin	EUN	78.28	Lance Deal	USA	77.08
1994	Andrey Abduvaliyev	ASI	81.72	Lance Deal	USA	81.14	Heinz Weis	GER	80.32
1998	Tibor Gécsek	EUR	82.68	Heinz Weis	GER	80.13	Andrey Abduvaliyev	ASI	79.40
2002	Adrián Annus	EUR	80.93	Koji Murofushi	ASI	80.08	Karsten Kober	GER	78.44
2006	Koji Murofushi	ASI	82.01	Ivan Tikhon	EUR	80.00	Ilya Kononov	RUS	77.14
2010	Libor Charfreitag	EUR	79.69	Dilshod Nazarov	APA	78.76	Mohamed Ali Al-Zinkawi	APA	76.73
2014	Krisztián Pars	EUR	78.99	Mostafa Al-Gamal	AFR	78.89	Paweł Fajdek	EUR	78.05

Javelin Throw (800gm)

1977	Michael Wessing	FRG	87.46	Wolfgang Hanisch	GDR	84.28	Miklós Németh	EUR	80.82
1979	Wolfgang Hanisch	GDR	86.48	Mike O'Rourke	OCE	85.80	Antonio González	AME	83.44
1981	Dainis Kula	URS	89.74	Detlef Michel	GDR	89.38	Pennti Sinersaari	EUR	83.26
1985	Uwe Hohn	GDR	96.96	Heino Puuste	URS	87.40	Tom Petranoff	USA	87.34
1989	Steve Backley	GBR	85.90	Kazuhiro Mizoguchi	ASI	82.56	Volker Hadwich	GDR	80.30
1992	Jan Zelezny	EUR	88.26	Tom Petranoff	AFR	79.90	Vladimir Sasimovich	EUN	78.40
1994	Steve Backley	GBR	85.02	Raymond Hecht	GER	84.36	Gavin Lovegrove	OCE	82.28
1998	Steve Backley	GBR	88.71	Sergey Makarov	EUR	86.96	Raymond Hecht	GER	84.92
2002	Sergey Makarov	EUR	86.44	Boris Henry	GER	81.60	Emeterio González	AME	79.77
2006	Andreas Thorkildsen	EUR	87.17	Hardus Pienaar	AFR	83.62	Aleksandr Ivanov	RUS	81.87
2010	Andreas Thorkildsen	EUR	89.26	Hardus Pienaar	AFR	83.17	Matthias De Zordo	EUR	82.89
2014	Ihab Abdelrahman	AFR	85.44	Vítězslav Veselý	EUR	83.77	Keshorn Walcott	AME	83.52

4 x 100 Metres Relay

1977	United States	38.03	GDR	38.57	Americas	38.56
1979	Americas	38.70	United States	38.77	Europe	38.85
1981	Europe	38.73	GDR	38.79	United States	38.85
1985	United States	38.10	Americas	38.31	USSR	38.35
1989	United States	38.29	Great Britain & NI	38.34	Europe	38.47
1992	United States	38.48	Americas	38.51	Africa	39.08

YEAR	FIRST		SECOND		THIRD	
1994	Great Britain & NI	38.46	Africa	38.97	United States	39.33
1998	Great Britain & NI	38.09	United States	38.25	Africa	38.29
2002	United States	37.95	Americas	38.32	Africa	38.63
2006	United States	37.59	Europe	38.45	Asia	38.51
2010	Americas	38.25	Asia-Pacific	39.28	Africa	39.82
2014	Americas	37.97	Europe	38.62	Africa	39.10

4 x 400 Metres Relay

1977	FRG	3:01.34	Europe	3:02.47	Americas	3:02.66
1979	United States	3:00.70	Europe	3:00.80	Africa	3:01.22
1981	United States	2:59.12	Europe	3:01.47	Americas	3:02.01
1985	United States	3:00.71	GDR	3:00.82	Oceania	3:01.35
1989	Americas	3:00.65	United States	3:00.99	Africa	3:01.88
1992	Africa	3:02.14	Americas	3:02.95	Great Britain & NI	3:03.95
1994	Great Britain & NI	3:01.34	Africa	3:02.66	Europe	3:03.26
1998	Great Britain & NI	2:59.71	Americas	2:59.77	Africa	3:01.08
2002	Americas	2:59.19	Africa	3:01.69	Asia	3:03.02
2006	United States	3:00.11	Americas	3:00.14	Africa	3:00.88
2010	Americas	2:59.00	Europe	2:59.84	Africa	3:02.62
2014	Africa	3:00.02	Europe	3:00.10	Americas	3:02.78

INDIVIDUAL WOMEN**100 Metres**

1977	Marlies Oelsner	GDR	11.16	Sonia Lannaman	EUR	11.26	Silvia Chivas	AME	11.34	0.0
1979	Evelyn Ashford	USA	11.06	Marlies Göhr	GDR	11.17	Annegret Richter	EUR	11.36	-0.9
1981	Evelyn Ashford	USA	11.02	Kathy Smallwood	EUR	11.10	Marlies Göhr	GDR	11.13	0.1
1985	Marlies Göhr	GDR	11.10	Grace Jackson	AME	11.30	-	-	-	-0.6
				Marina Zhirova	URS	11.30				
1989	Sheila Echols	USA	11.18	Mary Onyali	AFR	11.23	Silke Möller	GDR	11.24	1.2
1992	Natalya Voronova	EUR	11.33	Liliana Allen	AME	11.34	Tian Yumei	ASI	11.44	1.1
1994	Irina Privalova	EUR	11.32	Liliana Allen	AME	11.50	Mary Onyali	AFR	11.52	-1.7
1998	Marion Jones	USA	10.65	Chandra Sturupp	AME	10.97	Mary Onyali	AFR	11.05	1.1
2002	Tayna Lawrence	AME	11.06	Susanthika Jayasinghe	ASI	11.20	Endurance Ojokolo	AFR	11.26	-0.3
2006	Sherone Simpson	AME	10.97	Torri Edwards	USA	11.19	Vida Anim	AFR	11.21	0.1
2010	Kelly-Ann Baptiste	AME	11.05	Shalonda Solomon	AME	11.09	Blessing Okagbare	AFR	11.14	1.4
2014	Veronica Campbell-Brown	AME	11.08	Michelle-Lee Ahye	AME	11.25	Dafne Schippers	EUR	11.26	-1.5

200 Metres

1977	Irena Szewińska	EUR	22.72	Bärbel Eckert	GDR	23.02	Tatyana Prorochenko	URS	23.26	-0.7
1979	Evelyn Ashford	USA	21.83	Marita Koch	GDR	22.02	Lyudmila Kondratyeva	URS	22.66	-0.2
1981	Evelyn Ashford	USA	22.18	Jarmila Kratochvílová	EUR	22.31	Bärbel Wöckel	GDR	22.41	0.7
1985	Marita Koch	GDR	21.90	Grace Jackson	AME	22.61	Marina Zhirova	URS	22.66	-0.7
1989	Silke Möller	GDR	22.46	Mary Onyali	AFR	22.82	Grace Jackson	AME	22.87	0.2
1992	Marie-José Pérec	EUR	23.07	Natalya Voronova	EUR	23.24	Chen Zhaojing	ASI	23.27	-0.3
1994	Merlene Ottey	AME	22.23	Irina Privalova	EUR	22.51	Cathy Freeman	OCE	22.72	-1.7
1998	Marion Jones	USA	21.62	Falliat Ogunkoya	AFR	22.25	Zhanna Pintusevich	EUR	22.35	-0.6
2002	Debbie Ferguson	AME	22.49	Muriel Hurtis	EUR	22.78	Myriam Mani	AFR	22.81	-0.8
2006	Sanya Richards	USA	22.23	Kim Gevaert	EUR	22.72	Vida Anim	AFR	22.81	-0.2
2010	Aleksandra Fedoriva	EUR	22.86	Yelizaveta Bryzgina	EUR	23.37	Cydonie Mothersill	AME	23.41	-0.6
2014	Dafne Schippers	EUR	22.28	Joanna Atkins	AME	22.53	Myriam Soumaré	EUR	22.58	0.3

400 Metres

1977	Irena Szewińska	EUR	49.52	Marita Koch	GDR	49.76	Marina Sidorova	URS	51.29
1979	Marita Koch	GDR	48.97	Mariya Pinigina	URS	50.60	Irena Szewińska	EUR	51.15
1981	Jarmila Kratochvílová	EUR	48.61	Marita Koch	GDR	49.27	Jackie Pusey	AME	51.48
1985	Marita Koch	GDR	47.60	Olga Vladykina	URS	48.27	Lillie Leatherwood	USA	50.43
1989	Ana Quirot	AME	50.60	Grit Breuer	GDR	50.67	Falliat Ogunkoya	AFR	51.67
1992	Jearl Miles	USA	50.64	Charmaine Crooks	AME	51.54	Lyudmila Dzhalgova	EUR	52.47
1994	Irina Privalova	EUR	50.62	Fatima Yusuf	AFR	50.80	Jearl Miles	USA	51.24
1998	Falliat Ogunkoya	AFR	49.52	Grit Breuer	GER	49.86	Sandie Richards	AME	50.33
2002	Ana Guevara	AME	49.56	Jearl Miles-Clark	USA	50.27	Olesya Zykina	RUS	50.67
2006	Sanya Richards	USA	48.70	Vanya Stambolova	EUR	50.09	Novlene Williams	AME	50.24
2010	Amantle Montsho	BOT	49.89	Debbie Dunn	AME	50.21	Tatyana Firova	EUR	50.45
2014	Francena McCorory	AME	49.94	Novlene Williams-Mills	AME	50.08	Libania Grenot	EUR	50.60

800 Metres

1977	Totka Petrova	EUR	1:59.20	Christine Liebetrau	GDR	1:59.47	Svetlana Styrkina	URS	1:59.72
1979	Nikolina Shtereva	EUR	2:00.52	Nadezhda Mushta	URS	2:01.09	Anita Weiss	GDR	2:01.33
1981	Lyudmila Veselkova	URS	1:57.48	Martina Steuk	GDR	1:58.31	Jolanta Januchta	EUR	1:58.32

YEAR	FIRST		SECOND		THIRD				
1985	Christine Wachtel	GDR	2:01.57	Jarmila Kratochvílová	EUR	2:01.99	Nadezhda Olizarenko	URS	2:02.17
1989	Ana Quirot	AME	1:54.44	Sigrun Wodars	GDR	1:55.70	Doina Melinte	EUR	1:56.55
1992	Maria Mutola	AFR	2:00.47	Joetta Clark	USA	2:01.60	Yelena Afanasyeva	EUN	2:02.19
1994	Maria Mutola	AFR	1:58.27	Luciana Mendes	AME	2:00.13	Natalya Dukhnova	EUR	2:02.81
1998	Maria Mutola	AFR	1:59.88	Yelena Afanasyeva	RUS	2:00.20	Letitia Vriesde	AME	2:00.56
2002	Maria Mutola	AFR	1:58.60	Maite Martinez	ESP	1:59.24	Jolanda Čeplak	EUR	1:59.42
2006	Zulia Calatayud	AME	2:00.06	Janeth Jepkosgei	AFR	2:00.09	Olga Kotlyarova	RUS	2:00.84
2010	Janeth Jepkosgei	AFR	1:57.88	Kenia Sinclair	AME	1:58.16	Mariya Savinova	EUR	1:58.27
2014	Eunice Sum	AFR	1:58.21	Ajee' Wilson	AME	2:00.07	Maryna Arzamasova	EUR	2:00.31

1500 Metres

1977	Tatyana Kazankina	URS	4:12.74	Francie Larrieu	USA	4:13.00	Ulrike Bruns	GDR	4:13.10
1979	Christiane Wartenburg	GDR	4:06.88	Giana Romanova	URS	4:08.73	Francie Larrieu	USA	4:09.16
1981	Tamara Sorokina	URS	4:03.33	Gabriella Dorio	ITA	4:03.75	Ulrike Bruns	GDR	4:04.67
1985	Hildegard Körner	GDR	4:10.86	Ravilya Agletdinova	URS	4:11.21	Doina Melinte	EUR	4:19.66
1989	Paula Ivan	EUR	4:18.60	Yekaterina Podkopayeva	URS	4:19.44	Yvonne Mai	GDR	4:20.30
1992	Yekaterina Podkopayeva	EUN	4:17.60	Małgorzata Rydz	EUR	4:18.16	Alisa Hill	USA	4:18.41
1994	Hassiba Boulmerka	AFR	4:01.05	Angela Chalmers	AME	4:01.73	Kelly Holmes	GBR	4:10.81
1998	Svetlana Masterkova	RUS	4:09.41	Jackline Maranga	AFR	4:10.30	Carla Sacramento	EUR	4:11.66
2002	Süreyya Ayhan	EUR	4:02.57	Tatyana Tomashova	RUS	4:09.74	Kathleen Friedrich	GER	4:10.20
2006	Maryam Jamal	ASI	4:00.84	Tatyana Tomashova	RUS	4:02.45	Sarah Jamieson	OCE	4:02.82
2010	Hind Dëhiba	EUR	4:19.78	Nicole Edwards	AME	4:21.34	Christin Wurth-Thomas	AME	4:21.46
2014	Sifan Hassan	EUR	4:05.99	Shannon Rowbury	AME	4:07.21	Dawit Seyaum	AFR	4:07.61

3000 Metres

1977	Grete Waitz	EUR	8:43.50	Lyudmila Bragina	URS	8:46.30	Jan Merrill	USA	8:46.60
1979	Svetlana Ulmasova	URS	8:36.32	Grete Waitz	EUR	8:38.59	Francie Larrieu	USA	8:53.02
1981	Angelika Zauber	GDR	8:54.89	Maricica Puică	EUR	8:55.80	Silvana Cruciatu	ITA	8:57.10
1985	Ulrike Bruns	GDR	9:14.65	Tatyana Pozdnyakova	URS	9:15.65	Cindy Bremser	USA	9:21.15
1989	Yvonne Murray	EUR	8:44.32	Tatyana Pozdnyakova	URS	8:49.42	PattiSue Plumer	USA	8:54.33
1992	Derartu Tulu	AFR	9:05.89	Vera Chuvashova	EUN	9:08.30	Margareta Keszeg	EUR	9:09.03
1994	Yvonne Murray	GBR	8:56.81	Robyn Meagher	AME	9:05.81	Gabriela Szabo	EUR	9:15.16
1998	Gabriela Szabo	EUR	9:00.54	Zahra Ouaziz	AFR	9:01.35	Regina Jacobs	USA	9:11.15
2002	Berhane Adere	AFR	8:50.88	Gabriela Szabo	EUR	8:50.89	Yelena Zadorozhnaya	RUS	8:50.93
2006	Tirunesh Dibaba	AFR	8:33.78	Lidia Chojacka	POL	8:39.69	Kara Goucher	USA	8:41.42
2010	Meseret Defar	AFR	9:03.33	Shannon Rowbury	AME	9:04.82	Malindi Elmore	AME	9:05.75
2014	Genzebe Dibaba	AFR	8:57.53	Meraf Bahta	EUR	8:58.48	Susan Kuijken	EUR	9:01.41

5000 Metres (From 1998)

1998	Olga O'Sullivan	EUR	16:24.52	Regina Jacobs	USA	16:26.24	Berhane Adere	AFR	16:38.81
2002	Sonia Yegorova	RUS	15:18.15	Marta Dominguez	ESP	15:19.73	Jo Pavey	EUR	15:20.10
2006	Meseret Defar	AFR	14:39.11	Liliya Shobukhova	RUS	15:05.33	Kayoko Fukushi	ASI	15:06.69
2010	Vivian Cheruiyot	AFR	16:05.74	Sentayehu Ejigu	AFR	16:07.11	Molly Huddle	USA	16:08.60
2014	Almaz Ayana	AFR	15:33.32	Joyce Chepkirui	AFR	15:58.31	Jeanne Pavey	EUR	15:58.67

10,000 Metres (Replaced with 5000m from 1998)

1985	Aurora Cunha	EUR	32:07.50	Mary Krisely	USA	32:19.93	Olga Bondarenko	URS	32:27.70
1989	Kathrin Ullrich	GDR	31:33.92	Ingrid Kristiansen	EUR	31:42.01	Natalya Sorokivskaya	URS	32:15.53
1992	Derartu Tulu	AFR	33:38.97	Christine Toonstra	EUR	33:46.19	Zhong Huandi	ASI	33:53.09
1994	Elana Meyer	AFR	30:52.51	Fernanda Ribeiro	EUR	31:04.25	Wei Li	ASI	32:37.94

3000 Metres Steeplechase (From 2006) (76.2cm)

2006	Alesya Turova	EUR	9:29.10	Cheruto Kiptum	AFR	9:31.44	Wioletta Janowska	POL	9:35.08
2010	Yuliya Zarudneva	EUR	9:25.46	Milcah Chemos	AFR	9:25.84	Sofia Assefa	AFR	9:29.53
2014	Emma Coburn	AME	9:50.67	Hiwot Ayalew	AFR	9:51.59	Ruth Chebet	APA	9:55.24

100 Metres Hurdles (83.8cm)

1977	Grażyna Rabsztyń	EUR	12.70	Johanna Klier	GDR	12.86	Lyubov Nikitenko	URS	12.87	0.0
1979	Grażyna Rabsztyń	EUR	12.67	Tatyana Anisimova	URS	12.75	Kerstin Knabe	GDR	13.03	-0.1
1981	Tatyana Anisimova	URS	12.85	Kerstin Knabe	GDR	12.91	Lucyna Langer	EUR	12.97	0.1
1985	Cornelia Oschkenat	GDR	12.72	Ginka Zagorcheva	EUR	12.72	Svetlana Gusarova	URS	13.01	-1.8
1989	Cornelia Oschkenat	GDR	12.60	Lyudmila Narozhilenko	URS	12.80	Lynda Tolbert	USA	12.86	0.4
1992	Aliuska López	AME	13.06	Anne Piquereau	EUR	13.13	Gabriele Roth	GER	13.34	-0.8
1994	Aliuska López	AME	12.91	Svetla Dimitrova	EUR	12.95	Jacqui Ageypong	GBR	13.02	-0.9
1998	Glory Alozie	AFR	12.58w	Angie Vaughan	USA	12.67	Irina Korotya	RUS	12.77	2.7
2002	Gail Devers	USA	12.65	Brigitte Foster	AME	12.82	Glory Alozie	ESP	12.95	-0.8
2006	Brigitte Foster-Hylton	JAM	12.67	Susanna Kallur	EUR	12.77	Ginnie Powell	USA	12.90	-0.6
2010	Sally Pearson	APA	12.65	LoLo Jones	AME	12.66	Perdita Felicien	AME	12.68	-0.5
2014	Dawn Harper Nelson	AME	12.47	Tiffany Porter	EUR	12.51	Cindy Roleder	EUR	13.02	0.7

YEAR	FIRST		SECOND		THIRD				
400 Metres Hurdles (76.2cm)									
1979	Bärbel Klepp	GDR	55.83	Marina Makeyeva	URS	56.02	Deborah Esser	USA	56.75
1981	Ellen Fiedler	GDR	54.82	Genowefa Blaszak	EUR	56.20	Anna Kastetskaya	URS	56.37
1985	Sabine Busch	GDR	54.44	Judi Brown King	USA	55.10	Debbie Flintoff-King	OCE	55.34
1989	Sandra Farmer-Patrick	USA	53.84	Tatyana Ledovskaya	URS	54.68	Sally Gunnell	EUR	55.25
1992	Sandra Farmer-Patrick	USA	55.38	Gowry Retchakan	EUR	55.66	Margarita Ponomayova	EUN	56.46
1994	Sally Gunnell	GBR	54.80	Silvia Rieger	GER	56.14	Anna Knoroz	EUR	56.63
1998	Nezha Bidouane	AFR	52.96	Deon Hemmings	AME	53.03	Kim Batten	USA	53.17
2002	Yuliya Pechonkina	RUS	53.74	Sandra Glover	USA	54.46	Jana Pittman	OCE	55.15
2006	Yuliya Nosova	RUS	53.88	Lashinda Demus	USA	54.06	Anna Jesień	POL	54.48
2010	Nickiesha Wilson	AME	54.52	Joke Odumosu	AFR	54.59	Vania Stambolova	EUR	54.89
2014	Kaliese Spencer	AME	53.81	Eilidh Child	EUR	54.42	Kemi Adekoya	APA	54.70
High Jump									
1977	Rosemarie Ackermann	GDR	1.98	Sara Simeoni	EUR	1.92	Debbie Brill	AME	1.89
1979	Debbie Brill	AME	1.96	Sara Simeoni	EUR	1.94	Nina Serbina	URS	1.90
1981	Ulrike Meyfarth	EUR	1.96	Tamara Bykova	URS	1.96	Pam Spencer	USA	1.92
1985	Stefka Kostadinova	EUR	2.00	Tamara Bykova	URS	1.97	Susanne Helm	GDR	1.97
1989	Silvia Costa	AME	2.04	Tamara Bykova	URS	1.97	Alina Astafei	EUR	1.94
							Heike Balck	GDR	1.94
1992	Ioanmet Quintero	AME	1.94	Alina Astafei	EUR	1.91	Lucienne N'da	AFR	1.88
1994	Britta Bilac	EUR	1.91	Charmaine Weavers	AFR	1.91	Silvia Costa	AME	1.91
1998	Monica Dinescu	EUR	1.98	Hestrie Storbeck	AFR	1.96	Tisha Waller	USA	1.93
2002	Hestrie Cloete	AFR	2.02	Kajsa Bergqvist	EUR	2.02	Marina Kuptsova	RUS	2.00
2006	Yelena Slesarenko	RUS	1.97	Tia Hellebaut	EUR	1.97	Amy Acuff	USA	1.94
							Marina Aitova	ASI	1.94
2010	Blanka Vlašić	EUR	2.05	Emma Green	EUR	1.95	Levern Spencer	AME	1.88
							Nadiya Dusanova	APR	1.88
2014	Mariya Kuchina	EUR	1.99	Chaunté Lowe	AME	1.97	Ana Šimić	EUR	1.95
Pole Vault (From 2002)									
2002	Annika Becker	GER	4.55	Svetlana Feofanova	RUS	4.40	Dana Cervantés	ESP	4.30
2006	Yelena Isinbaeva	RUS	4.60	Fabiana Murer	AME	4.55	Gao Shuying	ASI	4.50
2010	Svetlana Feofanova	EUR	4.70	Lisa Ryzih	EUR	4.60	Fabiana Murer	AME	4.50
2014	Li Ling	APA	4.55	Angelina Zhuk-Krasnova	EUR	4.45	Lisa Ryzih	EUR	4.30
							Alana Boyd	APA	4.30
Long Jump									
1977	Lynette Jacenko	OCE	6.54	Jarmila Nygrýnová	EUR	6.48	Tatyana Skachko	URS	6.48
1979	Anita Stukané	URS	6.64	Brigitte Wujak	GDR	6.55	Kathy McMillan	USA	6.31
1981	Sigrid Ulbricht	GDR	6.80	Jodi Anderson	USA	6.61	Anna Włodarczyk	EUR	6.59
1985	Heike Drechsler	GDR	7.27	Galina Chistyakova	URS	7.00	Carol Lewis	USA	6.88
1989	Galina Chistyakova	URS	7.10	Marieta Ilcu	EUR	6.71	Nicole Boegman	OCE	6.64
1992	Heike Drechsler	GER	7.16	Yelena Sinchukova	EUN	6.85	Ljudmila Ninova	EUR	6.59
1994	Inessa Kravets	EUR	7.00	Niurka Montalvo	AME	6.70	Christy Opara-Thompson	AFR	6.66
1998	Heike Drechsler	GER	7.07	Marion Jones	USA	7.00	Guan Yingnan	ASI	6.74
2002	Tatyana Kotova	RUS	6.85	Maurren Higa Maggi	AME	6.81	Conchi Montaner	ESP	6.68
2006	Lyudmila Kolchanova	RUS	6.78	Naide Gomes	EUR	6.68	Hrisopiýi Devetzí	EUR	6.64
2010	Yuliya Tarasova	APA	6.70	Yargelis Savigne	AME	6.63	Olga Rypakova	APA	6.60
2014	Éloyse Lesueur	EUR	6.66	Ivana Španović	EUR	6.56	Tianna Bartoletta	AME	6.45
Triple Jump									
1992	Li Huirong	ASI	13.88	Galina Chistyakova	EUN	13.67	Eloina Echevarría	AME	13.45
1994	Anna Biryukova	EUR	14.46	Sheila Hudson-Strudwick	USA	14.00	Ren Ruiping	ASI	13.84
1998	Olga Vasdhéki	EUR	14.64	Tatyana Lebedeva	RUS	14.36	Yamilé Aldama	AME	14.29
2002	Françoise Mbango	AFR	14.37	Ashia Hansen	GBR	14.32	Carlota Castrejana	ESP	14.13
2006	Tatyana Lebedeva	RUS	15.13	Hrisopiýi Devetzí	EUR	15.04	Yamilé Aldama	AFR	14.78
2010	Olga Rypakova	APA	15.25	Olga Saladukha	EUR	14.70	Yargelis Savigne	AME	14.63
2014	Caterine Iburgüen	AME	14.52	Yekaterina Koneva	EUR	14.27	Olga Saladukha	EUR	14.26
Shot Put (4Kg)									
1977	Ilona Slupianek	GDR	20.93	Svetlana Krachevskaya	URS	20.39	Maren Seidler	USA	15.50
1979	Ilona Slupianek	GDR	20.98	Helena Fibingerová	EUR	19.74	Svetlana Krachevskaya	URS	19.70
1981	Ilona Slupianek	GDR	20.60	Helena Fibingerová	EUR	19.92	María Sarriá	AME	19.21
1985	Natalya Lisovskaya	URS	20.69	Heike Hartwig	GDR	19.98	Helena Fibingerová	EUR	19.17
1989	Huang Zhihong	ASI	20.73	Heike Hartwig	GDR	20.62	Claudia Losch	EUR	20.10
1992	Belsis Laza	AME	19.19	Marina Antonyuk	EUN	17.98	Kathrin Neimke	GER	17.97
1994	Huang Zhihong	ASI	19.45	Belsis Laza	AME	19.07	Astrid Kumbernuss	GER	18.89
1998	Vita Pavlysh	EUR	20.59	Irina Korzhanenko	RUS	19.04	Connie Price-Smith	USA	18.79

YEAR	FIRST		SECOND		THIRD				
2002	Irina Korzhanenko	RUS	20.20	Yumileidi Cumbá	AME	19.14	Astrid Kumbernuss	GER	19.11
2006	Valerie Vili	OCE	19.87	Olga Ryabinkina	RUS	19.54	Yumileidi Cumbá	AME	19.12
2010	Valerie Adams	APA	20.86	Nadezhda Ostapchuk	EUR	20.18	Gong Lijiao	APA	20.13
2014	Christina Schwanitz	EUR	20.02	Michelle Carter	AME	19.84	Gong Lijiao	APA	19.23

Discus Throw (1Kg)

1977	Faina Melnyk	URS	68.10	Argentina Menis	EUR	63.38	Sabine Engel	GDR	63.12
1979	Evelin Jahl	GDR	65.18	Svetlana Melnikova	URS	65.14	María Betancourt	AME	62.84
1981	Evelin Jahl	GDR	66.70	Mariya Petkova	EUR	66.30	Galina Savinkova	URS	63.96
1985	Martina Opitz	GDR	69.78	Galina Savinkova	URS	67.30	Maritza Martén	AME	66.54
1989	Ilke Wyludda	GDR	71.54	Hou Xuemei	ASI	66.04	Maritza Martén	AME	65.40
1992	Maritza Martén	AME	69.30	Ilka Wyludda	GER	67.90	Min Chunfeng	ASI	63.38
1994	Ilke Wyludda	GER	65.30	Ellina Zvereva	EUR	63.86	Daniela Costian	OCE	63.38
1998	Franka Dietzsch	GER	67.07	Nicoletta Grasu	EUR	66.25	Natalya Sadova	RUS	64.38
2002	Beatrice Faumuina	OCE	62.47	Ekaterini Vóggoli	EUR	61.77	Natalya Sadova	RUS	61.30
2006	Franka Dietzsch	EUR	66.07	Aretha Thurmond	USA	61.83	Song Aimin	ASI	61.47
2010	Li Yanfeng	APA	63.79	Sandra Perković	EUR	63.29	Yarelis Barrios	AME	62.58
2014	Gia Lewis-Smallwood	AME	64.55	Dani Samuels	APA	64.39	Sandra Perković	EUR	62.08

Hammer Throw (From 2002) (4Kg)

2002	Gu Yuan	ASI	70.75	Yipsi Moreno	AME	69.65	Olga Kuzenkova	RUS	66.98
2006	Kamila Skolimowska	POL	75.29	Tatjana Lysenko	RUS	74.44	Yipsi Moreno	AME	73.99
2010	Tatjana Lysenko	EUR	73.88	Zhang Wenxiu	APA	73.69	Yipsi Moreno	AME	72.73
2014	Anita Włodarczyk	EUR	75.21	Amanda Bingson	AME	72.38	Martina Hrašnová	EUR	70.47

Javelin Throw (600gm)

1977	Ruth Fuchs	GDR	62.36	Nadezhda Yakubovich	URS	62.02	Tessa Sanderson	EUR	60.30
1979	Ruth Fuchs	GDR	66.10	Eva Raduly-Zörgö	EUR	65.82	M ^o Caridad Colón	AME	63.50
1981	Antoaneta Todorova	EUR	70.08	Petra Felke	GDR	66.60	Karin Smith	USA	63.04
1985	Olga Gavrilova	URS	66.80	Petra Felke	GDR	66.22	Fatima Whitbread	EUR	65.12
1989	Petra Felke	GDR	70.32	Li Zhang	ASI	61.50	Laverne Eve	AME	60.32
1992	Tessa Sanderson	EUR	61.86	Irina Kostyuchenkova	EUN	58.10	Dulce Garcia	AME	58.08
1994	Trine Hattestad	EUR	66.48	Isel López	AME	61.40	Karen Forkel	GER	61.26
1998	Joanna Stone	OCE	69.85	Sonia Bisset	AME	65.50	Mikaela Ingberg	EUR	64.24
2002	Osleidys Menéndez	AME	64.41	Tatjana Shikolenko	RUS	60.11	Mikaela Ingberg	EUR	60.08
2006	Steffi Nerius	EUR	63.37	Sonia Bisset	AME	61.74	Justine Robbeson	AFR	61.38
2010	Maria Abakumova	EUR	68.14	Sunette Viljoen	AFR	62.21	Kim Mickle	APA	61.36
2014	Barbora Špotáková	EUR	65.52	Sunette Viljoen	AFR	63.76	Liz Gleadle	AME	61.38

4 x 100 Metres Relay

1977	Europe	42.51	GDR	42.65	USSR	42.91
1979	Europe	42.19	GDR	42.32	USSR	42.52
1981	GDR	42.22	United States	42.82	USSR	43.01
1985	GDR	41.37	USSR	42.54	Europe	43.38
1989	GDR	42.21	USSR	42.76	United States	42.83
1992	Asia	43.63	Europe	44.02	Africa	44.21
1994	Africa	42.92	Germany	43.22	Oceania	43.36
1998	United States	42.00	Americas	42.44	Germany	42.81
2002	Americas	41.91	Africa	42.99	Europe	43.30
2006	Americas	42.26	Russia	42.36	Africa	43.61
2010	Americas	43.07	Europe	43.77	Africa	43.88
2014	Americas	42.44	Europe	42.98	Asia-Pacific	45.40

4 x 400 Metres Relay

1977	GDR	3:24.04	Europe	3:25.8	USSR	3:27.0
1979	GDR	3:20.37	USSR	3:23.04	United States	3:27.36
1981	GDR	3:20.62	Europe	3:23.03	Americas	3:26.42
1985	GDR	3:19.49	USSR	3:20.60	Europe	3:28.47
1989	Americas	3:23.05	GDR	3:23.97	USSR	3:26.15
1992	Americas	3:29.73	Unified Team	3:30.43	Africa	3:31.90
1994	Great Britain & NI	3:27.36	Germany	3:27.59	Americas	3:27.91
1998	Germany	3:24.26	Americas	3:24.39	Russia	3:25.15
2002	Americas	3:23.53	Russia	3:26.59	Africa	3:26.84
2006	Americas	3:19.84	United States	3:20.69	Russia	3:21.21
2010	Americas	3:26.37	Europe	3:26.58	Africa	3:27.99
2014	Americas	3:20.93	Europe	3:24.12	Africa	3:25.51

YEAR	GOLD	SILVER	BRONZE
------	------	--------	--------

IAAF WORLD CROSS COUNTRY CHAMPIONSHIPS

Venues - 1973: Waregem (17 Mar); 1974: Monza (16 Mar); 1975: Rabat (16 Mar); 1976: Chepstow (28 Feb); 1977: Düsseldorf (20 Mar); 1978: Glasgow (25 Mar); 1979: Limerick (25 Mar); 1980: Paris (9 Mar); 1981: Madrid (28 Mar); 1982: Roma (21 Mar); 1983: Gateshead (20 Mar); 1984: New York (25 Mar); 1985: Lisboa (24 Mar); 1986: Neuchâtel (23 Mar); 1987: Warszawa (22 Mar); 1988: Auckland (26 Mar); 1989: Stavanger (19 Mar); 1990: Aix-les-Bains (25 Mar); 1991: Antwerpen (24 Mar); 1992: Boston (21 Mar); 1993: Amorebieta (23 Mar); 1994: Budapest (26 Mar); 1995: Durham (25 Mar); 1996: Cape Town (23 Mar); 1997: Torino (23 Mar); 1998: Marrakech (21/22 Mar); 1999: Belfast (27/28 Mar); 2000: Vilamoura (18/19 Mar); 2001: Oostende (24/25 Mar); 2002: Dublin (23/24 Mar); 2003: Lausanne (29/30 Mar); 2004: Bruxelles (20/21 Mar); 2005: St Gallier (19/20 Mar); 2006: Fukuoka (1/2 Apr); 2007: Mombasa (24 Mar); 2008: Edinburgh (30 Mar); 2009: Amman (28 Mar); 2010: Bydgoszcz (27 Mar); 2011: Punta Umbria (20 Mar). Thereafter held biennially. 2013: Bydgoszcz (13 Mar); 2015: Guiyang (28 Mar); 2017 *Kampala (26 Mar)*

MEN

Short Course (1998-2006)

Individuals

1998	John Kibowen	KEN	10:43	Daniel Komen	KEN	10:46	Paul Kosgei	KEN	10:50
1999	Benjamin Limo	KEN	12:28	Paul Kosgei	KEN	12:31	Haylu Mekonnen	ETH	12:35
2000	John Kibowen	KEN	11:11	Sammy Kipketer	KEN	11:12	Paul Kosgei	KEN	11:15
2001	Enock Koech	KEN	12:40	Kenenisa Bekele	ETH	12:42	Benjamin Limo	KEN	12:43
2002	Kenenisa Bekele	ETH	12:11	Luke Kipkosgei	KEN	12:18	Haylu Mekonnen	ETH	12:20
2003	Kenenisa Bekele	ETH	11:01	John Kibowen	KEN	11:04	Benjamin Limo	KEN	11:06
2004	Kenenisa Bekele	ETH	11:31	Gebre-egziabher Gebremariam	ETH	11:36	Maregu Zewdie	ETH	11:42
2005	Kenenisa Bekele	ETH	11:33	Abraham Chebii	KEN	11:38	Isaac Songok	KEN	11:39
2006	Kenenisa Bekele	ETH	10:54	Isaac Songok	KEN	10:55	Adil Kaouch	MAR	10:57

Teams

1998	Kenya	10	Morocco	42	Ethiopia	60
1999	Kenya	14	Morocco	45	Ethiopia	55
2000	Kenya	10	Ethiopia	46	Morocco	68
2001	Kenya	13	Morocco	48	Ethiopia	51
2002	Kenya	20	Ethiopia	32	Spain	57
2003	Kenya	14	Ethiopia	31	Morocco	44
2004	Ethiopia	17	Qatar	39	Kenya	52
2005	Ethiopia	23	Kenya	31	Qatar	32
2006	Kenya	21	Ethiopia	48	Morocco	53

Long Course

Individuals

1973	Pekka Päivärintä	FIN	35:46	Mariano Haro	ESP	35:46	Rod Dixon	NZL	36:00
1974	Erik De Beck	BEL	35:24	Mariano Haro	ESP	35:25	Karel Lismont	BEL	35:27
1975	Ian Stewart	SCO	35:20	Mariano Haro	ESP	35:21	Bill Rodgers	USA	35:27
1976	Carlos Lopes	POR	34:48	Tony Simmons	ENG	35:04	Bernie Ford	ENG	35:07
1977	Leon Schots	BEL	37:43	Carlos Lopes	POR	37:48	Detlef Uhlemann	FRG	37:52
1978	John Treacy	IRL	39:25	Aleksandr Antipov	URS	39:28	Karol Lismont	BEL	39:32
1979	John Treacy	IRL	37:20	Bronislaw Malinowski	POL	37:29	Aleksandr Antipov	URS	37:30
1980	Craig Virgin	USA	37:02	Hans-Jürgen Orthmann	FRG	37:03	Nick Rose	ENG	37:06
1981	Craig Virgin	USA	35:05	Mohamed Kedir	ETH	35:07	Fernando Mamede	POR	35:09
1982	Mohamed Kedir	ETH	33:41	Alberto Salazar	USA	33:45	Rod Dixon	NZL	34:02
1983	Bekele Debele	ETH	36:52	Carlos Lopes	POR	36:52	Some Muge	KEN	36:52
1984	Carlos Lopes	POR	33:25	Tim Hutchings	ENG	33:30	Steve Jones	WAL	33:32
1985	Carlos Lopes	POR	33:33	Paul Kipkoech	KEN	33:37	Wodajo Bulti	ETH	33:38
1986	John Ngugi	KEN	35:33	Abebe Mekonnen	ETH	35:35	Joseph Kiptum	KEN	35:40
1987	John Ngugi	KEN	36:07	Paul Kipkoech	KEN	36:07	Paul Arpin	FRA	36:51
1988	John Ngugi	KEN	34:32	Paul Kipkoech	KEN	34:54	William Koskei	KEN	35:07
1989	John Ngugi	KEN	39:42	Tim Hutchings	GBR	40:10	Wilfred Kirochi	KEN	40:21
1990	Khalid Skah	MAR	34:21	Moses Tanui	KEN	34:21	Julius Korir	KEN	34:22
1991	Khalid Skah	MAR	33:53	Moses Tanui	KEN	33:54	Simon Karori	KEN	33:54
1992	John Ngugi	KEN	37:05	William Mutwol	KEN	37:17	Fita Bayissa	ETH	37:18
1993	William Sigei	KEN	32:15	Dominic Kirui	KEN	32:56	Ismael Kirui	KEN	32:59
1994	William Sigei	KEN	34:29	Simon Chemoiwo	KEN	34:30	Haile Gebrselassie	ETH	34:32
1995	Paul Tergat	KEN	34:05	Ismael Kirui	KEN	34:13	Salah Hissou	MAR	34:14
1996	Paul Tergat	KEN	33:44	Salah Hissou	MAR	33:56	Ismael Kirui	KEN	33:57
1997	Paul Tergat	KEN	35:11	Salah Hissou	MAR	35:13	Thomas Nyariki	KEN	35:20
1998	Paul Tergat	KEN	34:01	Paul Koech	KEN	34:06	Assefa Mezgebu	ETH	34:28
1999	Paul Tergat	KEN	38:28	Patrick Ivuti	KEN	38:32	Paulo Guerra	POR	38:46
2000	Mohammed Mourhit	BEL	35:00	Assefa Mezgebu	ETH	35:01	Paul Tergat	KEN	35:02
2001	Mohammed Mourhit	BEL	39:53	Sergey Lebed	UKR	40:03	Charles Kamathi	KEN	40:05
2002	Kenenisa Bekele	ETH	34:52	John Yuda	TAN	34:58	Wilberforce Taleli	KEN	35:20

YEAR	GOLD		SILVER		BRONZE				
2003	Kenenisa Bekele	ETH	35:56	Patrick Ivuti	KEN	36:09	Gebre-egziabher Gebremariam	ETH	36:17
2004	Kenenisa Bekele	ETH	35:52	Gebre-egziabher Gebremariam	ETH	36:10	Sileshi Sihine	ETH	36:11
2005	Kenenisa Bekele	ETH	35:06	Zersenay Tadese	ERI	35:20	Abdullah Ahmad Hassan	QAT	35:34
2006	Kenenisa Bekele	ETH	35:40	Sileshi Sihine	ETH	35:43	Martin Mathathi	KEN	35:44
2007	Zersenay Tadese	ERI	35:50	Moses Mosop	KEN	36:13	Bernard Kipyego	KEN	36:37
2008	Kenenisa Bekele	ETH	34:38	Leonard Komon	KEN	34:41	Zersenay Tadese	ERI	34:43
2009	Gebre-egziabher Gebremariam	ETH	35:02	Moses Kipsiro	KEN	35:04	Zersenay Tadese	ERI	35:04
2010	Joseph Ebuya	KEN	33:00	Teklemariam Medhin	ERI	33:06	Moses Kipsiro	UGA	33:10
2011	Imane Merga	ETH	33:50	Paul Tanui	KEN	33:52	Vincent Chepkok	KEN	33:53
2013	Japheth Korir	KEN	32:45	Imane Merga	ETH	32:51	Teklemariam Medhin	ERI	32:54
2015	Geoffrey Kamworor	KEN	34:52	Bedan Karoki	KEN	35:00	Muktar Edris	ETH	35:06

Teams

1973	Belgium	109	USSR	119	New Zealand	136
1974	Belgium	103	England	109	France	215
1975	New Zealand	127	England	193	Belgium	213
1976	England	90	Belgium	118	France	187
1977	Belgium	126	England	129	USSR	144
1978	France	151	USA	156	England	159
1979	England	119	Ireland	198	USSR	210
1980	England	100	USA	163	Belgium	175
1981	Ethiopia	81	USA	114	Kenya	220
1982	Ethiopia	98	England	114	USSR	257
1983	Ethiopia	104	USA	170	Kenya	191
1984	Ethiopia	134	USA	161	Portugal	223
1985	Ethiopia	130	Kenya	141	USA	154
1986	Kenya	45	Ethiopia	119	USA	204
1987	Kenya	53	England	146	Ethiopia	161
1988	Kenya	23	Ethiopia	103	France	134
1989	Kenya	44	Great Britain & NI	147	Ethiopia	162
1990	Kenya	42	Ethiopia	96	Spain	176
1991	Kenya	38	Ethiopia	104	Spain	198
1992	Kenya	46	France	145	Great Britain & NI	147
1993	Kenya	25	Ethiopia	82	Portugal	167
1994	Kenya	34	Morocco	83	Ethiopia	133
1995	Kenya	62	Morocco	111	Spain	120
1996	Kenya	33	Morocco	99	Ethiopia	107
1997	Kenya	51	Morocco	70	Ethiopia	125
1998	Kenya	12	Ethiopia	57	Morocco	60
1999	Kenya	12	Ethiopia	57	Portugal	77
2000	Kenya	18	Ethiopia	68	Portugal	69
2001	Kenya	33	France	72	United States	87
2002	Kenya	18	Ethiopia	43	Morocco	58
2003	Kenya	13	Ethiopia	23	Morocco	51
2004	Ethiopia	14	Kenya	30	Eritrea	66
2005	Ethiopia	24	Kenya	35	Qatar	42
2006	Kenya	24	Eritrea	28	Ethiopia	42
2007	Kenya	29	Morocco	152	Uganda	191
2008	Kenya	39	Ethiopia	104	Qatar	143
2009	Kenya	28	Ethiopia	28	Eritrea	50
2010	Kenya	20	Eritrea	44	Ethiopia	66
2011	Kenya	14	Ethiopia	38	Uganda	49
2013	Ethiopia	38	United States	52	Kenya	54
2015	Ethiopia	20	Kenya	20	Bahrain	54

JUNIOR MEN**Individuals**

1973	Jim Brown	SCO	20:52	Cisneros Haro	ESP	21:00	Leon Schots	BEL	21:07
1974	Rich Kimball	USA	21:31	Venanzio Ortis	ITA	21:33	John Treacy	IRL	21:43
1975	Bobby Thomas	USA	21:00	José Luis González	ESP	21:18	John Treacy	IRL	21:23
1976	Eric Hulst	USA	23:54	Thom Hunt	USA	24:07	Nat Muir	SCO	24:17
1977	Thom Hunt	USA	23:15	Santiago Llorente	ESP	23:28	Ari Paunonen	FIN	23:39
1978	Mick Morton	ENG	22:57	Rob Earl	CAN	23:10	José Alario	ESP	23:11
1979	Eddy De Pauw	BEL	23:02	Steve Binns	ENG	23:09	Ildar Denikeyev	URS	23:20
1980	Jorge García	ESP	22:17	Valeriy Gryaznov	URS	22:23	Ed Eyestone	USA	22:27
1981	Mohamed Chouri	TUN	22:04	Yevgeniy Zerebin	URS	22:06	Keith Brantly	USA	22:07
1982	Zurabachev Gelaw	ETH	22:46	Aduigna Lema	ETH	22:47	Stefano Mei	ITA	22:49
1983	Fisha Abebe	ETH	24:58	Angaso Telga	ETH	24:59	Jon Richards	ENG	25:07
1984	Pere Casacuberta	ESP	21:32	Doju Tessema	ETH	21:34	Giovanni Castellano	CAN	21:37
1985	Kipkemboi Kimeli	KEN	22:18	Habte Negash	ETH	22:37	Woldsilase Milkesa	ETH	22:37

YEAR	GOLD		SILVER		BRONZE				
1986	Feyisa Melese	ETH	22:48	Sammy Kibiwot	KEN	22:53	Demeke Bekele	ETH	22:56
1987	Wilfred Kirochi	KEN	22:18	Demeke Bekele	ETH	22:18	Demisse Debebe	ETH	22:20
1988	Wilfred Kirochi	KEN	23:25	Alfonse Muindi	KEN	23:39	Bedilu Kibret	ETH	23:41
1989	Addis Abebe	ETH	25:07	Kipyego Kororia	KEN	25:31	Stephen Nyamu	KEN	25:33
1990	Kipyego Kororia	KEN	22:13	Richard Chelimo	KEN	22:14	Fita Bayissa	ETH	22:24
1991	Andrew Sambu	TAN	23:59	Muindi Mumo	KEN	24:04	Fita Bayissa	ETH	24:04
1992	Ismael Kirui	KEN	23:27	Haile Gebrselassie	ETH	23:35	Josphat Machuka	KEN	23:37
1993	Philip Mosima	KEN	20:18	Christopher Kosgei	KEN	20:20	Josphat Machuka	KEN	20:23
1994	Philip Mosima	KEN	24:15	Daniel Komen	KEN	24:17	Abraham Tsige	ETH	24:46
1995	Assefa Mezgebu	ETH	24:12	Dejene Lidetu	ETH	24:14	David Chelule	KEN	24:16
1996	David Chelule	KEN	24:06	Assefa Mezgebu	ETH	24:19	Samuel Chepkok	KEN	24:24
1997	Elijah Korir	KEN	24:21	Million Wolde	ETH	24:28	Paul Kosgei	KEN	24:29
1998	Million Wolde	ETH	22:47	Richard Limo	KEN	22:50	Haylu Mekonnen	ETH	22:51
1999	Haylu Mekonnen	ETH	25:38	Richard Limo	KEN	25:43	Kipchumba Mitei	KEN	25:45
2000	Robert Kipchumba	KEN	22:49	Duncan Lebo	KEN	22:52	John Cheruiyot Korir	KEN	22:55
2001	Kenenisa Bekele	ETH	25:04	Duncan Lebo	KEN	25:37	Dathan Ritzenhein	USA	25:46
2002	Gebre-egziabher Gebremariam	ETH	23:18	Abel Cheruiyot	KEN	23:19	Boniface Kiprof	UGA	23:28
2003	Eliud Kipchoge	KEN	22:47	Boniface Kiprof	UGA	22:49	Solomon Bushendich	KEN	22:51
2004	Meba Tadesse	ETH	24:01	Boniface Kiprof	UGA	24:03	Ernest Meli	KEN	24:16
2005	Augustine Choge	KEN	23:59	Bernard Kiprof Kipyego	KEN	24:00	Barnabas Kosgei	KEN	24:00
2006	Mang'ata Ndiwa	KEN	23:53	Leonard Komon	KEN	23:54	Tariku Bekele	ETH	23:56
2007	Asbel Kiprof	KEN	24:07	Vincent Chepkok	KEN	24:12	Mathew Kisorio	KEN	24:23
2008	Ibrahim Jeylan	ETH	22:38	Ayele Abshero	ETH	22:40	Lucas Rotich	KEN	22:42
2009	Ayele Abshero	ETH	23:26	Titus Mbishei	KEN	23:30	Moses Kibet	UGA	23:35
2010	Caleb Ndiku	KEN	22:07	Clement Langat	KEN	22:09	Japhet Korir	KEN	22:12
2011	Geoffrey Kipsang	KEN	22:21	Thomas Ayeko	UGA	22:27	Patrick Mutunga	KEN	22:32
2013	Hagos Gebrhiwet	ETH	21:04	Leonard Barsoton	KEN	21:08	Muktar Edris	ETH	21:13
2015	Yasin Haji	ETH	23:42	Geoffrey Korir	KEN	23:47	Alfred Ngeno	KEN	23:54

Teams

1973	Spain	18	Italy	22	England	24
1974	USA	22	Morocco	58	Italy	90
1975	USA	29	Ireland	35	Spain	44
1976	USA	16	Spain	60	England	91
1977	USA	36	Spain	40	Canada	67
1978	England	53	Canada	53	Spain	54
1979	Spain	57	England	74	USSR	75
1980	USSR	50	USA	75	Spain	79
1981	USA	23	England	61	Canada	66
1982	Ethiopia	12	Italy	37	USA	70
1983	Ethiopia	13	Spain	41	England	58
1984	Ethiopia	21	Spain	34	England	69
1985	Ethiopia	16	Kenya	26	Spain	64
1986	Ethiopia	13	Kenya	32	Spain	52
1987	Ethiopia	19	Kenya	20	Japan	73
1988	Kenya	13	Ethiopia	33	Spain	61
1989	Kenya	14	Ethiopia	22	Italy	76
1990	Kenya	12	Ethiopia	27	Italy	85
1991	Kenya	19	Ethiopia	26	Tanzania	54
1992	Kenya	18	Ethiopia	28	Japan	90
1993	Kenya	10	Ethiopia	27	Morocco	76
1994	Kenya	18	Ethiopia	27	Morocco	78
1995	Kenya	23	Ethiopia	25	Morocco	72
1996	Kenya	13	Ethiopia	26	Morocco	94
1997	Kenya	13	Ethiopia	31	Morocco	74
1998	Ethiopia	16	Kenya	20	Morocco	65
1999	Kenya	16	Ethiopia	24	Tanzania	77
2000	Kenya	10	Ethiopia	47	Uganda	68
2001	Kenya	24	Ethiopia	25	Uganda	68
2002	Kenya	18	Ethiopia	24	Uganda	37
2003	Kenya	15	Ethiopia	28	Uganda	48
2004	Kenya	20	Ethiopia	25	Uganda	33
2005	Kenya	10	Ethiopia	37	Qatar	75
2006	Kenya	16	Ethiopia	24	Eritrea	44
2007	Kenya	10	Eritrea	44	Ethiopia	54
2008	Kenya	21	Ethiopia	28	Uganda	37
2009	Kenya	20	Ethiopia	22	Eritrea	72
2010	Kenya	10	Ethiopia	32	Uganda	56
2011	Kenya	20	Ethiopia	24	Uganda	50

YEAR	GOLD	SILVER	BRONZE
2013	Ethiopia 23	Kenya 26	Morocco 65
2015	Kenya 19	Ethiopia 33	Eritrea 52

WOMEN**Short Course (1998 – 2006)****Individuals**

1998	Sonia O'Sullivan	IRL	12:20	Zahra Ouaziz	MAR	12:34	Kutre Dulecha	ETH	12:37
1999	Jackline Maranga	KEN	15:09	Yamna Belkacem	FRA	15:16	Annemari Sandell	FIN	15:17
2000	Kutre Dulecha	ETH	13:00	Zahra Ouaziz	MAR	13:00	Margaret Ngotho	KEN	13:00
2001	Gete Wami	ETH	14:46	Paula Radcliffe	GBR	14:47	Edith Masai	KEN	14:57
2002	Edith Masai	KEN	13:30	Worknesh Kidane	ETH	13:36	Isabella Ochichi	KEN	13:39
2003	Edith Masai	KEN	12:43	Worknesh Kidane	ETH	12:44	Jane Wanjiku	KEN	12:46
2004	Edith Masai	KEN	13:07	Tirunesh Dibaba	ETH	13:09	Teyiba Erkesso	ETH	13:11
2005	Tirunesh Dibaba	ETH	13:15	Worknesh Kidane	ETH	13:16	Isabella Ochichi	KEN	13:21
2006	Gelete Burka	ETH	12:51	Priscah Jepleting	KEN	12:53	Meselech Melkamu	ETH	12:54

Teams

1998	Morocco	57	Ethiopia	58	United States	68
1999	France	40	Ethiopia	48	Morocco	69
2000	Portugal	46	Ethiopia	55	France	57
2001	Ethiopia	26	Kenya	32	Romania	78
2002	Ethiopia	32	Kenya	34	Ireland	85
2003	Kenya	18	Ethiopia	24	Russia	76
2004	Ethiopia	19	Kenya	21	Canada	87
2005	Ethiopia	18	Kenya	19	United States	67
2006	Ethiopia	25	Kenya	26	Australia	69

Long Course**Individuals**

1973	Paola Cacchi	ITA	13:45	Joyce Smith	ENG	13:58	Josée Van Santberghe	BEL	14:01
1974	Paola Cacchi	ITA	12:42	Nina Holmen	FIN	12:48	Rita Ridley	ENG	12:54
1975	Julie Brown	USA	13:42	Bronisława Ludwichowska	POL	13:47	Carmen Valero	ESP	13:48
1976	Carmen Valero	ESP	16:19	Tatyana Kazankina	URS	16:39	Gabriela Dorio	ITA	16:56
1977	Carmen Valero	ESP	17:26	Lyudmila Bragina	URS	17:28	Giana Romanova	URS	17:35
1978	Grete Waitz	NOR	16:19	Natalia Marasescu	ROU	16:49	Maricica Puică	ROU	16:59
1979	Grete Waitz	NOR	16:48	Raisa Smekhnova	URS	17:14	Ellison Goodall	USA	17:18
1980	Grete Waitz	NOR	15:05	Irina Bondarchuk	URS	15:49	Yelena Sipatova	URS	15:52
1981	Grete Waitz	NOR	14:07	Jan Merrill	USA	14:22	Yelena Sipatova	URS	14:22
1982	Maricica Puică	ROU	14:39	Fița Lovin	ROU	14:41	Grete Waitz	NOR	14:44
1983	Grete Waitz	NOR	13:29	Alison Wiley	CAN	13:37	Tatyana Pozdnyakova	URS	13:37
1984	Maricica Puică	ROU	15:56	Galina Zakharova	URS	15:58	Grete Waitz	NOR	15:58
1985	Zola Budd	ENG	15:01	Cathy Branta	USA	15:24	Ingrid Kristiansen	NOR	15:27
1986	Zola Budd	ENG	14:50	Lynn Jennings	USA	15:08	Annette Sergent	FRA	15:13
1987	Annette Sergent	FRA	16:46	Liz Lynch	SCO	16:48	Ingrid Kristiansen	NOR	16:51
1988	Ingrid Kristiansen	NOR	19:04	Angela Tooby	GBR	19:23	Annette Sergent	FRA	19:29
1989	Annette Sergent	FRA	22:27	Nadezhda Stepanova	URS	22:34	Lynn Williams	CAN	22:41
1990	Lynn Jennings	USA	19:21	Albertina Dias	POR	19:33	Yelena Romanova	URS	19:33
1991	Lynn Jennings	USA	20:24	Derartu Tulu	ETH	20:27	Liz McColgan	GBR	20:28
1992	Lynn Jennings	USA	21:16	Catherina McKiernan	IRL	21:18	Albertina Dias	POR	21:19
1993	Albertina Dias	POR	20:00	Catherina McKiernan	IRL	20:09	Lynn Jennings	USA	20:09
1994	Hellen Chepngeno	KEN	20:45	Catherina McKiernan	IRL	20:52	Conceição Ferreira	POR	20:52
1995	Derartu Tulu	ETH	20:21	Catherina McKiernan	IRL	20:29	Sally Barsosio	KEN	20:39
1996	Gete Wami	ETH	20:12	Rose Cheruiyot	KEN	20:18	Naomi Mugo	KEN	20:21
1997	Derartu Tulu	ETH	20:53	Paula Radcliffe	GBR	20:55	Gete Wami	ETH	21:00
1998	Sonia O'Sullivan	IRL	25:39	Paula Radcliffe	GBR	25:42	Gete Wami	ETH	25:49
1999	Gete Wami	ETH	28:00	Merima Denboba	ETH	28:12	Paula Radcliffe	GBR	28:12
2000	Derartu Tulu	ETH	25:42	Gete Wami	ETH	25:48	Susan Chepkemei	KEN	25:50
2001	Paula Radcliffe	GBR	27:49	Gete Wami	ETH	27:52	Lydia Cheromei	KEN	28:07
2002	Paula Radcliffe	GBR	26:55	Deena Drossin	USA	27:04	Colleen de Reuck	USA	27:17
2003	Worknesh Kidane	ETH	25:53	Deena Drossin	USA	26:02	Merima Denboba	ETH	26:28
2004	Benita Johnson	AUS	27:17	Ejagayehu Dibaba	ETH	27:29	Worknesh Kidane	ETH	27:34
2005	Tirunesh Dibaba	ETH	26:34	Alice Timbilil	KEN	26:37	Worknesh Kidane	ETH	26:37
2006	Tirunesh Dibaba	ETH	25:21	Lornah Kiplagat	NED	25:26	Meselech Melkamu	ETH	25:38
2007	Lornah Kiplagat	NED	26:23	Tirunesh Dibaba	ETH	26:47	Meselech Melkamu	ETH	26:48
2008	Tirunesh Dibaba	ETH	25:10	Mestawet Tufa	ETH	25:15	Linet Masai	KEN	25:18
2009	Florence Kiplagat	KEN	26:13	Linet Masai	KEN	26:16	Meselech Melkamu	ETH	26:19
2010	Emily Chebet	KEN	24:19	Linet Masai	KEN	24:20	Meselech Melkamu	ETH	24:26
2011	Vivian Cheruiyot	KEN	24:58	Linet Masai	KEN	25:07	Shalane Flanagan	USA	25:10
2013	Emily Chebet	KEN	24:24	Hiwot Ayalew	ETH	24:27	Belaynesh Oljira	ETH	24:33
2015	Agnes Tirop	KEN	26:01	Senbera Teferi	ETH	26:06	Netsanet Gudeta	ETH	26:11

YEAR	GOLD	SILVER	BRONZE
Teams			
1973	England	40 Finland	73 USA 90
1974	England	28 Italy	50 Finland 61
1975	USA	44 New Zealand	50 Poland 61
1976	USSR	33 Italy	59 USA 64
1977	USSR	15 USA	48 New Zealand 76
1978	Romania	30 USA	37 England 55
1979	USA	29 USSR	48 England 68
1980	USSR	15 England	49 USA 49
1981	USSR	24 USA	36 Italy 89
1982	USSR	44 Italy	57 England 67
1983	USA	31 USSR	41 Canada 53
1984	USA	52 England	65 New Zealand 91
1985	USA	42 USSR	77 Romania 96
1986	England	65 New Zealand	67 France 76
1987	USA	46 France	50 USSR 55
1988	USSR	51 Great Britain & NI	61 France 72
1989	USSR	58 France	60 USA 68
1990	USSR	37 Ethiopia	75 Portugal 80
1991	Kenya	36 Ethiopia	36 USSR 48
1992	Kenya	47 USA	77 Ethiopia 96
1993	Kenya	52 Japan	93 France 100
1994	Portugal	55 Ethiopia	65 Kenya 75
1995	Kenya	26 Ethiopia	38 Kenya 84
1996	Kenya	24 Ethiopia	44 Romania 70
1997	Ethiopia	24 Kenya	34 Ireland 64
1998	Kenya	30 Ethiopia	37 Great Britain & NI 74
1999	Ethiopia	18 Kenya	27 Portugal 94
2000	Ethiopia	20 Kenya	23 United States 98
2001	Kenya	18 Ethiopia	70 France 77
2002	Ethiopia	28 United States	38 Kenya 41
2003	Ethiopia	17 Kenya	30 United States 36
2004	Ethiopia	26 Kenya	30 Great Britain & NI 74
2005	Ethiopia	16 Kenya	22 Portugal 86
2006	Ethiopia	16 Kenya	39 Japan 80
2007	Ethiopia	19 Kenya	26 Morocco 99
2008	Ethiopia	18 Kenya	22 Australia 84
2009	Kenya	14 Ethiopia	28 Portugal 72
2010	Kenya	14 Ethiopia	22 United States 76
2011	Kenya	15 Ethiopia	29 United States 57
2013	Kenya	19 Ethiopia	48 Bahrain 73
2015	Ethiopia	17 Kenya	19 Uganda 101

JUNIOR WOMEN**Individuals**

1989	Malin Ewerlöf	SWE	15:23	Olga Nazarkina	URS	15:30	Esther Saina	KEN	15:41
1990	Liu Shixiang	CHN	14:19	Yan Qinglan	CHN	14:20	Susan Chepkemei	KEN	14:22
1991	Lydia Cheromei	KEN	13:59	Jane Ekimat	KEN	14:20	Melody Fairchild	USA	14:28
1992	Paula Radcliffe	GBR	13:30	Wang Junxia	CHN	13:35	Lydia Cheromei	KEN	13:43
1993	Gladys Ondo	KEN	14:04	Pamela Chepchumba	KEN	14:09	Sally Barsosio	KEN	14:11
1994	Sally Barsosio	KEN	14:04	Rose Cheruiyot	KEN	14:05	Elizabeth Cheptanui	KEN	14:15
1995	Annemari Sandell	FIN	14:04	Jebiwot Keitany	KEN	14:09	Nancy Kipron	KEN	14:17
1996	Kutre Dulecha	ETH	13:27	Annemari Sandell	FIN	13:32	Jepkorir Ayabei	KEN	13:35
1997	Rose Koskei	KEN	14:58	Prisca Jepleting	KEN	14:59	Ayelech Worku	ETH	15:02
1998	Yimenashu Taye	ETH	19:32	Jeruto Kiptum	KEN	19:34	Worknesh Kidane	ETH	19:34
1999	Werknesh Kidane	ETH	21:26	Vivian Cheruiyot	KEN	21:37	Yoshiko Fujinaga	JPN	21:41
2000	Vivian Cheruiyot	KEN	20:34	Alice Timbilil	KEN	20:35	Viola Kibiwot	KEN	20:36
2001	Viola Kibiwot	KEN	22:05	Abebech Nigusie	ETH	22:05	Aster Bacha	ETH	22:05
2002	Viola Kibiwot	KEN	20:13	Tirunesh Dibaba	ETH	20:14	Vivian Cheruiyot	KEN	20:22
2003	Tirunesh Dibaba	ETH	20:21	Peninah Chepchumba	KEN	20:22	Gelete Burka	ETH	20:28
2004	Meselech Melkamu	ETH	20:48	Aziza Aliye	ETH	20:53	Mestawet Tadesse	ETH	20:56
2005	Gelete Burka	ETH	20:12	Veronica Wanjiru	KEN	20:39	Beatrice Chepngeno	KEN	20:44
2006	Pauline Korikwang	KEN	19:27	Veronica Wanjiru	KEN	19:27	Mercy Kosgei	KEN	19:45
2007	Linnet Masai	KEN	20:52	Mercy Kosgei	KEN	20:59	Veronica Wanjiru	KEN	21:10
2008	Genzebe Dibaba	ETH	19:59	Irine Cheptai	KEN	20:04	Emebet Eta'a	ETH	20:06
2009	Genzebe Dibaba	ETH	20:14	Mercy Cherono	KEN	20:17	Jackline Chepngeno	KEN	20:27
2010	Mercy Cherono	KEN	18:47	Purity Rionoripo	KEN	18:54	Esther Chemtai	KEN	18:55
2011	Faith Kipyegon	KEN	18:53	Genet Yalew	ETH	18:54	Azemra Gebru	ETH	18:54

YEAR	GOLD		SILVER		BRONZE				
2013	Faith Kipyegon	KEN	17:51	Agnes Tirop	KEN	17:51	Alemitu Haroye	ETH	17:57
2015	Letesenbet Gidey	ETH	19:48	Dera Dida	ETH	19:49	Etagegne Woldu	ETH	19:53
Teams									
1989	Kenya		40	USSR		68	Portugal		84
1990	Kenya		19	Japan		44	PR of China		68
1991	Kenya		18	Ethiopia		40	Japan		43
1992	Ethiopia		55	Romania		59	Kenya		59
1993	Kenya		10	Japan		41	Ethiopia		61
1994	Kenya		11	Ethiopia		46	Japan		60
1995	Kenya		18	Ethiopia		31	Japan		56
1996	Kenya		21	Ethiopia		26	Japan		70
1997	Kenya		15	Japan		38	Ethiopia		39
1998	Ethiopia		16	Kenya		20	Japan		68
1999	Ethiopia		20	Kenya		31	Japan		46
2000	Kenya		12	Ethiopia		24	Japan		78
2001	Ethiopia		16	Kenya		20	Japan		59
2002	Kenya		13	Ethiopia		24	Japan		63
2003	Ethiopia		14	Kenya		22	Morocco		78
2004	Ethiopia		10	Kenya		36	Japan		67
2005	Kenya		16	Ethiopia		22	Japan		56
2006	Kenya		10	Ethiopia		29	Japan		58
2007	Kenya		13	Eritrea		33	Ethiopia		36
2008	Ethiopia		16	Kenya		20	Japan		57
2009	Ethiopia		18	Kenya		18	Japan		76
2010	Kenya		10	Ethiopia		30	Uganda		81
2011	Ethiopia		17	Kenya		19	Japan		75
2013	Kenya		14	Ethiopia		23	Great Britain & NI		81
2015	Ethiopia		11	Kenya		33	Bahrain		52

IAAF WORLD RACE WALKING TEAM CHAMPIONSHIPS

Venues - 1961: Lugano (14/15 Oct); 1963: Varese (12/13 Oct); 1965: Pescara (9/10 Oct); 1967: Bad Saarow (15 Oct); 1970: Eschborn (10/11 Oct); 1973: Lugano (12/13 Oct); 1975: Le Grand Quevilly (11/12 Oct); 1977: Milton Keynes (24/25 Oct); 1979: Eschborn (29/30 Oct); 1981: Valencia (3/4 Oct); 1983: Bergen (24/25 Sep); 1985: St. John's, Isle of Man (28/29 Sep); 1987: New York (2/3 May); 1989: L'Hospitalet (27/28 May); 1991: San Jose (1/2 Jun); 1993: Monterrey (24/25 Apr); 1995: Beijing (29/30 Apr); 1997: Podebrady (19/20 Apr); 1999: Mézidon-Canon (1/2 May); 2002: Torino (Turin) (12/13 Oct); 2004: Naumburg (1/2 May); 2006: La Coruña (13/14 May); 2008: Cheboksary (10/11 May); 2010: Chihuahua (15/16 May); 2012: Saransk (12/13 May); 2014: Taicang (3/4 May); 2016: Cheboksary (7/8 May); 2018: *Cheboksary*

MEN

20 Kilometres

1961	Ken Matthews	GBR	1:30:55	Lennart Back	SWE	1:32:12	George Williams	GBR	1:34:02
1963	Ken Matthews	GBR	1:30:11	Paul Nihill	GBR	1:33:19	Antal Kiss	HUN	1:33:38
1965	Dieter Lindner	GDR	1:28:10	Antal Kiss	HUN	1:29:09	Gerhard Sperling	GDR	1:31:30
1967	Mykola Smaga	URS	1:28:39	Volodya Holubnichiy	URS	1:28:58	Ron Laird	USA	1:29:13
1970	Hans-Georg Reimann	GDR	1:26:55	Volodya Holubnichiy	URS	1:27:22	Peter Frenkel	GDR	1:27:33
1973	Hans-Georg Reimann	GDR	1:29:31	Karl-Heinz Stadtmüller	GDR	1:29:36	Ron Laird	USA	1:30:45
1975	Karl-Heinz Stadtmüller	GDR	1:26:12	Bernhard Kannenberg	FRG	1:26:20	Peter Frenkel	GDR	1:26:54
1977	Daniel Bautista	MEX	1:24:02	Domingo Colín	MEX	1:24:31	Karl-Heinz Stadtmüller	GDR	1:24:51
1979	Daniel Bautista	MEX	1:18:49	Boris Yakovlev	URS	1:19:46	Mykola Vynnichenko	URS	1:20:05
1981	Ernesto Canto	MEX	1:23:52	Roland Wieser	GDR	1:24:12	Alessandro Pezzatini	ITA	1:24:24
1983	Jozef Pribilinec	TCH	1:19:30	Ernesto Canto	MEX	1:19:41	Anatoliy Solomin	URS	1:19:43
1985	José Marín	ESP	1:21:42	Maurizio Damilano	ITA	1:21:43	Viktor Mostovik	URS	1:22:01
1987	Carlos Mercenario	MEX	1:19:24	Viktor Mostovik	URS	1:19:32	Anatoliy Gorshkov	URS	1:20:04
1989	Frants Kostyukevich	URS	1:20:21	Mikhail Shchennikov	URS	1:20:34	Yevgeniy Misulya	URS	1:20:47
1991	Mikhail Shchennikov	URS	1:20:43	Ernesto Canto	MEX	1:20:46	Thierry Toutain	FRA	1:20:56
1993	Daniel García	MEX	1:24:26	Valenti Massana	ESP	1:24:32	Alberto Cruz	MEX	1:24:37
1995	Li Zewen	CHN	1:19:44	Mikhail Shchennikov	RUS	1:19:58	Bernardo Segura	MEX	1:20:32
1997	Jefferson Pérez	ECU	1:18:24	Daniel García	MEX	1:18:27	Ilya Markov	RUS	1:18:30
1999	Bernardo Segura	MEX	1:20:20	Yu Guohui	CHN	1:20:21	Vladimir Andreyev	RUS	1:20:29
2002	Jefferson Pérez	ECU	1:21:26	Vladimir Andreyev	RUS	1:21:50	Alejandro López	MEX	1:22:01
2004	Jefferson Pérez	ECU	1:18:42	Robert Korzeniowski	POL	1:19:02	Nathan Deakes	AUS	1:19:11
2006	Francisco Javier Fernández	ESP	1:18:31	Jefferson Pérez	ECU	1:19:08	Han Yucheng	CHN	1:19:10
2008	Francisco Javier Fernández	ESP	1:18:15	Valeriy Borchin	RUS	1:18:21	Eder Sánchez	MEX	1:18:34
2010	Wang Hao	CHN	1:22:35	Chu Yafei	CHN	1:22:46	Andrey Krivov	RUS	1:22:54

YEAR	FIRST		SECOND		THIRD				
2012	Wang Zhen	CHN	1:19:13	Andrey Krivov	RUS	1:19:27	Vladimir Kanaykin	RUS	1:19:43
2014	Ruslan Dmytrenko	UKR	1:18:37	Cai Zelin	CHN	1:18:52	Andrey Ruzavin	RUS	1:18:59

Teams

1993	Mexico	265	Italy	244	Spain	240
1995	PR of China	436	Italy	422	Mexico	420
1997	Russia	431	Belarus	413	Mexico	403
1999	Russia	19	Mexico	28	PR of China	29
2002	Russia	24	Belarus	28	Italy	34
2004	PR of China	18	Ecuador	35	Italy	35
2006	Spain	33	Australia	37	Russia	37
2008	Russia	11	Spain	22	Australia	47
2010	PR of China	8	Russia	23	Mexico	38
2012	Russia	10	PR of China	19	Ukraine	22
2014	Ukraine	18	PR of China	23	Japan	35

50 Kilometres

1961	Abdon Pamich	ITA	4:25:38	Don Thompson	GBR	4:30:35	Åke Söderlund	SWE	4:36:48
1963	István Havasi	HUN	4:14:25	Ray Middleton	GBR	4:17:16	Ingvar Pettersson	SWE	4:19:11
1965	Christoph Höhne	GDR	4:03:14	Burkhard Leuschke	GDR	4:06:02	Abdon Pamich	ITA	4:06:41
1967	Christoph Höhne	GDR	4:09:09	Peter Selzer	GDR	4:11:40	Aleksandr Shcherbina	URS	4:13:07
1970	Christoph Höhne	GDR	4:04:36	Veniamin Soldatenko	URS	4:09:52	Burkhard Leuschke	GDR	4:11:10
1973	Bernd Kannenberg	FRG	3:56:51	Otto Barch	URS	3:57:11	Christoph Höhne	GDR	3:57:26
1975	Yevgeniy Lyungin	URS	4:03:42	Gerhard Weidner	FRG	4:09:58	Vladimir Svetnikov	URS	4:11:31
1977	Raúl González	MEX	4:04:16	Pedro Aroche	MEX	4:04:55	Paolo Grecucci	ITA	4:06:27
1979	Martin Bermúdez	MEX	3:43:36	Enrique Vera	MEX	3:43:59	Viktor Dorovskikh	URS	3:45:51
1981	Raúl González	MEX	3:48:30	Hartwig Gauder	GDR	3:52:18	Sandro Bellucci	ITA	3:54:57
1983	Raúl González	MEX	3:45:37	Sergey Yung	URS	3:48:26	Viktor Dorovskikh	URS	3:49:47
1985	Hartwig Gauder	GDR	3:47:31	Andrey Perlov	URS	3:49:23	Axel Noack	GDR	3:56:53
1987	Ronald Weigel	GDR	3:42:26	Hartwig Gauder	GDR	3:42:52	Dietmar Meisch	GDR	3:43:14
1989	Simon Baker	AUS	3:43:13	Andrey Perlov	URS	3:44:12	Stanislav Vezhel	URS	3:44:50
1991	Carlos Mercenario	MEX	3:42:03	Simon Baker	AUS	3:46:36	Ronald Weigel	GER	3:47:50
1993	Carlos Mercenario	MEX	3:50:28	Jesús Ángel García	ESP	3:52:44	Germán Sánchez	MEX	3:54:15
1995	Zhao Yongsheng	CHN	3:41:20	Jesús Ángel García	ESP	3:41:54	Valentin Kononen	FIN	3:42:50
1997	Jesús Ángel García	ESP	3:39:54	Nikolay Matyukhin	RUS	3:41:36	Valentin Kononen	FIN	3:41:09
1999	Sergey Korepanov	KAZ	3:39:22	Tomasz Lipiec	POL	3:40:08	Nikolay Matyukhin	RUS	3:40:13
2002	Aleksey Voyevodin	RUS	3:40:59	German Skurygin	RUS	3:42:08	Tomasz Lipiec	POL	3:45:37
2004	Aleksey Voyevodin	RUS	3:42:44	Yu Chaohong	CHN	3:43:47	Yuriy Andronov	RUS	3:46:49
2006	Denis Nizhegorodov	RUS	3:38:02	Trond Nymark	NOR	3:41:30	Yuriy Andronov	RUS	3:42:38
2008	Denis Nizhegorodov	RUS	3:34:14	Alex Schwazer	ITA	3:37:04	Trond Nymark	NOR	3:44:59
2010	Matej Tóth	SVK	3:53:30	Horacio Nava	MEX	3:54:16	Jared Tallent	AUS	3:54:55
2012	Sergey Kirdyapkin	RUS	3:38:08	Jared Tallent	AUS	3:40:32	Si Tiangfeng	CHN	3:43:05
2014	Mikhail Ryzhov	RUS	3:39:05	Ivan Noskov	RUS	3:39:38	Jared Tallent	AUS	3:42:48

Teams

1993	Mexico	275	Spain	251	France	245
1995	Mexico	426	Russia	419	Spain	413
1997	Russia	434	Slovak Republic	415	Spain	407
1999	Russia	14	Spain	26	Germany	55
2002	Russia	7	France	59	PR of China	78
2004	Russia	8	PR of China	14	Spain	23
2006	Spain	20	Poland	38	PR of China	39
2008	Italy	28	Mexico	29	Spain	30
2010	PR of China	21	Mexico	22	Russia	38
2012	Russia	22	PR of China	33	Ukraine	37
2014	Russia	7	Ukraine	25	PR of China	40

Lugano Trophy (discontinued after 1997)

1961	Great Britain & NI	53	Sweden	53	Italy	28
1963	Great Britain & NI	93	Hungary	64	Sweden	63
1965	GDR	117	Great Britain & NI	87	Hungary	64
1967	GDR	128	USSR	107	Great Britain & NI	104
1970	GDR	134	USSR	125	FRG	88
1973	GDR	139	USSR	134	Italy	104
1975	USSR	117	GDR	105	FRG	102
1977	Mexico	185	GDR	180	Italy	160
1979	Mexico	240	USSR	235	GDR	201
1981	Italy	227	USSR	227	Mexico	221
1983	USSR	231	Italy	189	Mexico	146

YEAR	FIRST		SECOND		THIRD	
1985	GDR	234	USSR	234	Italy	233
1987	USSR	607	Italy	569	GDR	518
1989	USSR	585	Italy	534	France	516
1991	Italy	517	Germany	491	Mexico	487
1993	Mexico	540	Spain	491	Italy	487
1995	Mexico	846	Italy	815	PR of China	805
1997	Russia	865	Mexico	802	Belarus	801

Junior 10 Kilometres

2004	Sun Chao	CHN	40:38	Eder Sánchez	MEX	41:01	Benjamin Sánchez	ESP	41:19
2006	Sergey Morozov	RUS	40:26	Miguel Angel López	ESP	41:41	Aleksey Grigoryev	RUS	41:52
2008	Aleksey Bartsaykin	RUS	39:57	Cheng Ding	CHN	40:12	Denis Strelkov	RUS	40:17
2010	Eider Arévalo	COL	42:13	Cai Zelin	CHN	42:22	Valery Filipchuk	RUS	42:58
2012	Eider Arévalo	COL	41:17	Alexander Ivanov	RUS	41:42	Jesús Vega	MEX	41:56
2014	Gao Wenkui	CHN	39:40	Daisuke Matsunaga	JPN	39:45	Nikolay Markov	RUS	39:55

Teams

2004	Mexico	9	Russia	11	PR of China	13
2006	Russia	14	Belarus	14	Spain	28
2008	Russia	4	PR of China	7	Spain	10
2010	Russia	7	PR of China	7	Colombia	9
2012	Russia	6	Colombia	10	PR of China	14
2014	PR of China	6	Spain	17	Australia	19

WOMEN**5 Kilometres**

1979	Marion Fawkes	GBR	22:51	Carol Tyson	GBR	22:59	Thorill Gylder	NOR	23:08
1981	Siw Gustavsson	SWE	22:57	Aleksandra Derevinskaya	URS	23:18	Lyudmila Khrushchova	URS	23:26

10 Kilometres (replaced with 20Km from 1999)

1983	Xu Yongjiu	CHN	45:14	Natalya Sharipova	URS	45:26	Sue Cook	AUS	45:27
1985	Yan Hong	CHN	46:22	Guan Ping	CHN	46:23	Olga Krishtop	URS	46:24
1987	Olga Krishtop	URS	43:22	Irina Strakhova	URS	43:35	Jin Bingjie	CHN	43:45
1989	Beate Anders	GDR	43:08	Kerry Saxby	AUS	43:12	Ileana Salvador	ITA	43:24
1991	Irina Strakhova	URS	43:55	Graciela Mendoza	MEX	44:09	Yelena Sayko	URS	44:11
1993	Wang Yan	CHN	45:10	Sari Essayah	FIN	45:18	Yelena Nikolayeva	RUS	45:22
1995	Gao Hongmiao	CHN	42:19	Yelena Nikolayeva	RUS	42:32	Liu Hongyu	CHN	42:49
1997	Irina Stankina	RUS	41:52	Olimpiada Ivanova	RUS	41:59	Gu Yan	CHN	42:15

20 Kilometres

1999	Liu Hongyu	CHN	1:27:32	Natalya Fedoskina	RUS	1:27:35	Norica Cimpean	ROU	1:27:48
2002	Erica Alfridi	ITA	1:28:55	Olimpiada Ivanova	RUS	1:28:57	Natalya Fedoskina	RUS	1:28:59
2004	Yelena Nikolayeva	RUS	1:27:24	Jiang Jing	CHN	1:27:34	Maria Vascó	ESP	1:27:36
2006	Rita Turova	BLR	1:26:27	Olimpiada Ivanova	RUS	1:27:26	Irina Petrova	RUS	1:27:46
2008	Olga Kaniskina	RUS	1:25:42	Tatyana Sibileva	RUS	1:26:29	Vera Santos	POR	1:28:17
2010	Maria Vasco	ESP	1:31:55	Vera Santos	POR	1:32:06	Inês Henriques	POR	1:33:28
2012	Yelena Lashmanova	RUS	1:27:38	Olga Kaniskina	RUS	1:28:33	María José Poves	ESP	1:29:10
2014	Anisya Kirdyapkina	RUS	1:26:31	Liu Hong	CHN	1:26:58	Elmira Alembekova	RUS	1:27:02

Teams (Eschborn Cup)

1979	Great Britain & NI	85	Sweden	74	Norway	69
1981	USSR	105	Sweden	104	Australia	90
1983	PR of China	132	USSR	130	Australia	126
1985	PR of China	104	USSR	98	Canada	74
1987	USSR	203	Spain	174	Australia	167
1989	USSR	218	PR of China	212	Italy	203
1991	USSR	203	Italy	180	Mexico	162
1993	Italy	196	PR of China	193	Russia	193
1995	PR of China	443	Italy	427	Russia	422
1997	Russia	440	Italy	435	PR of China	425
1999	PR of China	13	Russia	16	Mexico	54
2002	Russia	9	Italy	26	Romania	42
2004	PR of China	18	Russia	28	Romania	41
2006	Russia	10	PR of China	19	Belarus	25
2010	Portugal	13	Spain	22	PR of China	32
2012	Russia	9	Spain	19	PR of China	35
2014	Russia	8	PR of China	22	Portugal	36

Junior Women's 10 Kilometres

2004	Vera Sokolova	RUS	45:29	Anna Bragina	RUS	46:15	Zhang Nan	CHN	47:18
------	---------------	-----	-------	--------------	-----	-------	-----------	-----	-------

YEAR	FIRST	SECOND	THIRD
2006	Vera Sokolova RUS 44:49	Alexandra Kudryashova RUS 44:52	Chai Xue CHN 45:04
2008	Tatyana Kalmykova RUS 42:44	Irina Yumanova RUS 43:23	Elmira Alembekova RUS 44:39
2010	Antonella Palmisano ITA 47:52	He Qin CHN 47:57	Anna Lukyanova RUS 48:00
2012	Sandra Arenas COL 45:57	Alejandra Ortega MEX 46:00	Nadezhda Leontyeva RUS 46:02
2014	Dian Dandan CHN 43:05	Yang Jiayu CHN 43:37	Anežka Drahotová CZE 43:40

Teams

2004	Russia 3	Poland 16	Greece 22
2006	Russia 3	Ukraine 11	Belarus 15
2008	Russia 7	Portugal 24	Spain 38
2010	PR of China 6	Russia 8	Italy 12
2012	Russia 7	PR of China 15	Ukraine 15
2014	PR of China 3	Spain 13	Australia 20

IAAF WORLD HALF MARATHON CHAMPIONSHIPS

(Incorporating the IAAF World Road Running Championships in 2006 & 2007)

Venues - 1992: Tyneside (19/20 Sep); 1993: Bruxelles (3 Oct); 1994: Oslo (24 Sep); 1995: Montbéliard (1 Oct); 1996: Palma de Mallorca (29 Sep); 1997: Košice (4 Oct); 1998: Uster (26 Sep); 1999: Palermo (3 Oct); 2000: Veracruz (12 Nov); 2004: New Delhi (3 Oct); 2005: Edmonton (1 Oct); 2006: Debrecen (World Road Running Championships, 8 Oct); 2007: Udine (World Road Running Championships, 14 Oct); 2008: Rio de Janeiro (5 Oct); 2009: Birmingham (11 Oct); 2010: Nanning (9 Oct); Thereafter held biennially. 2012: Kavarna (6 Oct); 2014: Copenhagen (29 Mar); 2016: Cardiff (26 Mar)

MEN**Individuals**

1992	Benson Masya KEN 60:24	Antonio Silio ARG 60:40	Boay Akonay TAN 60:45
1993	Vincent Rousseau BEL 61:16	Steve Moneghetti AUS 61:10	Carl Thackery GBR 61:13
1994	Khalid Skah MAR 60:27	German Silva MEX 60:28	Ronaldo da Costa BRA 60:54
1995	Moses Tanui KEN 61:45	Paul Yego KEN 61:46	Charles Tanguy KEN 61:50
1996	Stefano Baldini ITA 61:17	Josphat Kiprono KEN 61:30	Tendai Chimusasa ZIM 62:00
1997	Shem Kororia KEN 59:56	Moses Tanui KEN 59:58	Kenneth Cheruiyot KEN 60:00
1998	Paul Koech KEN 60:01	Hendrick Ramaala RSA 60:24	Khalid Skah MAR 60:24
1999	Paul Tergat KEN 61:50	Hendrick Ramaala RSA 61:50	Tesfaye Jifar ETH 61:51
2000	Paul Tergat KEN 63:47	Faustin Baha TAN 63:48	Tesfaye Jifar ETH 63:50
2001	Haile Gebrselassie ETH 60:03	Tesfaye Jifar ETH 60:04	John Yuda TAN 60:12
2002	Paul Kosgei KEN 60:39	Jaouad Gharib MAR 60:42	John Yuda TAN 60:57
2003	Martin Lei KEN 60:49	Fabiano Joseph TAN 60:52	Martin Sulle TAN 60:56
2004	Paul Kirui KEN 62:15	Fabiano Joseph TAN 62:31	Abdullah Ahmad Hassan QAT 62:36
2005	Fabiano Joseph TAN 61:08	Mubarak Hassan Shami QAT 61:09	Yonas Kifle ETH 61:13
2006 ^{20K}	Zersenay Tadese ERI 56:01	Robert Kipchumba KEN 56:41	Wilson Kiprotich KEN 57:15
2007	Zersenay Tadese ERI 58:59	Patrick Makau KEN 59:02	Evans Cheruiyot KEN 59:05
2008	Zersenay Tadese ERI 59:56	Patrick Makau KEN 61:54	Ahmad Hassan Abdullah QAT 61:57
2009	Zersenay Tadese ERI 59:35	Benard Kipyego KEN 59:59	Dathan Ritzenhein USA 60:00
2010	Wilson Kiprop KEN 60:07	Zersenay Tadese ERI 60:11	Sammy Kitwara KEN 60:22
2012	Zersenay Tadese ERI 60:19	Deressa Chimsa ETH 60:51	John Mwangangi KEN 61:01
2014	Geoffrey Kamworor KEN 59:08	Samuel Tsegay ERI 59:21	Guye Adola ETH 59:21

Teams

1992	Kenya 3:02:25	Great Britain & NI 3:04:54	Brazil 3:05:56
1993	Kenya 3:05:40	Australia 3:05:43	Great Britain & NI 3:06:10
1994	Kenya 3:03:36	Mexico 3:03:47	Morocco 3:05:58
1995	Kenya 3:05:21	Spain 3:07:51	Italy 3:08:31
1996	Italy 3:07:42	Spain 3:08:36	Japan 3:08:43
1997	Kenya 2:59:54	South Africa 3:03:34	Ethiopia 3:03:46
1998	South Africa 3:02:21	Kenya 3:03:07	Ethiopia 3:05:18
1999	South Africa 3:06:01	Ethiopia 3:06:03	Kenya 3:06:03
2000	Kenya 3:11:38	Ethiopia 3:14:45	Belgium 3:18:35
2001	Ethiopia 3:00:31	Kenya 3:02:53	Tanzania 3:05:18
2002	Kenya 3:04:42	Japan 3:07:12	Ethiopia 3:07:25
2003	Tanzania 3:03:01	Kenya 3:03:09	Ethiopia 3:07:34
2004	Kenya 3:07:55	Ethiopia 3:08:37	Uganda 3:13:48
2005	Ethiopia 3:06:18	Eritrea 3:07:05	Japan 3:08:30
2006	Kenya 2:51:18	Eritrea 2:53:19	Ethiopia 2:54:17
2007	Kenya 2:58:54	Eritrea 2:59:08	Ethiopia 3:01:15
2008	Kenya 3:07:24	Eritrea 3:09:40	Qatar 3:10:52
2009	Kenya 3:01:06	Eritrea 3:02:39	Ethiopia 3:06:42

YEAR	GOLD		SILVER		BRONZE	
2010	Kenya	3:01:32	Eritrea	3:03:04	Ethiopia	3:05:26
2012	Kenya	3:03:52	Eritrea	3:04:41	Ethiopia	3:05:43
2014	Eritrea	2:58:59	Kenya	2:59:38	Ethiopia	3:00:48

JUNIOR MEN (Not continued after 1993)**Individuals**

1992	Kadessa Tadesse	ETH	64:51	Melk Mothuli	RSA	65:01	Francesco Ingargiola	ITA	65:18
1993	Melk Mothuli	RSA	62:11	Biruk Bekele	ETH	63:32	Isaac Radebe	RSA	63:35

Teams

1992	Italy	3:17:39	Ethiopia	3:18:56	South Africa	3:20:04
1993	South Africa	3:09:46	Ethiopia	3:13:34	Italy	3:17:12

WOMEN**Individuals**

1992	Liz McColgan	GBR	68:53	Megumi Fujiwara	JPN	69:21	Rosanna Munerotto	ITA	69:38
1993	Conceição Ferreira	POR	70:07	Mari Tanigawa	JPN	70:09	Tegla Loroupe	KEN	70:12
1994	Elana Meyer	RSA	68:36	Iulia Negură	ROU	69:15	Anuța Cătună	ROU	69:35
1995	Valentina Yegorova	RUS	69:58	Cristina Pomacu	ROU	70:22	Anuța Cătună	ROU	70:28
1996	Ren Xiujian	CHN	70:39	Lidia Simon	ROU	70:57	Aura Buia	ROU	71:01
1997	Tegla Loroupe	KEN	68:14	Cristina Pomacu	ROU	68:43	Lidia Simon	ROU	69:05
1998	Tegla Loroupe	KEN	68:29	Elana Meyer	RSA	68:32	Lidia Simon	ROU	68:58
1999	Tegla Loroupe	KEN	68:48	Mizuki Noguchi	JPN	69:12	Catherine Ndereba	KEN	69:23
2000	Paula Radcliffe	GBR	69:07	Susan Chepkemei	KEN	69:40	Lidia Simon	ROU	70:24
2001	Paula Radcliffe	GBR	66:47	Susan Chepkemei	KEN	67:36	Berhane Adere	ETH	68:17
2002	Berhane Adere	ETH	69:06	Susan Chepkemei	KEN	69:13	Jejena Prokopčuka	LAT	69:15
2003	Paula Radcliffe	GBR	67:35	Berhane Adere	ETH	69:02	Benita Johnson	AUS	69:26
2004	Sun Yingjie	CHN	68:40	Lydia Cheromei	KEN	69:00	Constantina Tomescu-Diță	ROU	69:07
2005	Constantina Tomescu-Diță	ROU	69:17	Lornah Kiplagat	NED	70:19	Susan Chepkemei	KEN	70:20
2006	Lornah Kiplagat	NED	63:21	Constantina Tomescu-Diță	ROU	63:23	Rita Jeptoo	KEN	63:47
2007	Lornah Kiplagat	NED	66:25	Mary Keitany	KEN	66:48	Pamela Chepchumba	KEN	68:06
2008	Lornah Kiplagat	NED	68:37	Aselefech Mergia	ETH	69:57	Pamela Chepchumba	KEN	70:01
2009	Mary Keitany	KEN	66:36	Philes Ongori	KEN	67:38	Aberu Kebede	ETH	67:39
2010	Florence Kiplagat	KEN	68:24	Dire Tune	ETH	68:34	Peninah Arusei	KEN	69:05
2012	Meseret Hailu	ETH	68:55	Feysa Tadesse	ETH	68:56	Paskalia Kipkoech	KEN	69:04
2014	Gladys Cherono	KEN	67:29	Mary Wacera	KEN	67:44	Selly Chepyego	KEN	67:52

Teams

1992	Japan	3:30:39	Great Britain & NI	3:33:05	Romania	3:33:37
1993	Romania	3:32:18	Japan	3:32:22	Portugal	3:34:12
1994	Romania	3:29:03	Norway	3:33:36	Japan	3:35:39
1995	Romania	3:31:29	Russia	3:33:12	Spain	3:34:26
1996	Romania	3:33:05	France	3:38:44	Italy	3:41:28
1997	Romania	3:27:40	Kenya	3:27:57	Japan	3:31:38
1998	Kenya	3:29:43	Romania	3:32:19	Spain	3:34:18
1999	Kenya	3:27:40	Japan	3:30:06	Romania	3:31:21
2000	Romania	3:34:22	Japan	3:36:25	Russia	3:45:41
2001	Kenya	3:28:04	Japan	3:30:08	Ethiopia	3:30:20
2002	Kenya	3:28:22	Russia	3:30:05	Ethiopia	3:30:58
2003	Russia	3:30:16	Japan	3:34:23	Romania	3:35:07
2004	Ethiopia	3:36:00	Romania	3:36:08	Russia	3:38:21
2005	Romania	3:31:00	Russia	3:33:05	Japan	3:35:42
2006	Kenya	3:15:55	Ethiopia	3:18:50	Japan	3:19:00
2007	Kenya	3:23:33	Ethiopia	3:25:51	Japan	3:27:39
2008	Ethiopia	3:30:59	Kenya	3:31:24	Japan	3:40:58
2009	Kenya	3:22:30	Ethiopia	3:26:14	Japan	3:31:31
2010	Ethiopia	3:26:59	Ethiopia	3:27:33	Japan	3:33:40
2012	Ethiopia	3:27:52	Kenya	3:28:39	Japan	3:34:45
2014	Kenya	3:23:05	Ethiopia	3:27:05	Japan	3:31:33

IAAF WORLD RELAYS

Venues - 2014: Nassau (24/25 May); 2015 Nassau (2/3 May); 2017 Nassau

MEN**4x100 Metres Relay**

2014	Jamaica	37.77	Trinidad & Tobago	38.04	Great Britain & NI	38.19
2015	United States	37.38	Jamaica	37.68	Japan	38.20

YEAR	FIRST		SECOND		THIRD	
4x200 Metres Relay						
2014	Jamaica	1:18.63	St Kitts & Nevis	1:20.51	France	1:20.66
2015	Jamaica	1:20.97	France	1:21.49	Germany	1:22.65
4x400 Metres Relay						
2014	United States	2:57.25	Bahamas	2:57.59	Trinidad & Tobago	2:58.34
2015	United States	2:58.43	Bahamas	2:58.91	Belgium	2:59.33
4x800 Metres Relay						
2014	Kenya	7:08.40	Poland	7:08.69	United States	7:09.06
2015	United States	7:04.84	Poland	7:09.98	Australia	7:16.30
4x1500 Metres Relay						
2014	Kenya	14:22.22	United States	14:40.80	Ethiopia	14:41.22
Distance Medley Relay (1200m-400m-800m-1600m)						
2015	United States	9:15.50	Kenya	9:17.20	Australia	9:21.62
WOMEN						
4x100 Metres Relay						
2014	United States	41.88	Jamaica	42.28	Trinidad & Tobago	42.66
2015	Jamaica	42.14	United States	42.32	Great Britain & NI	42.84
4x200 Metres Relay						
2014	United States	1:29.45	Great Britain & NI	1:29.61	Jamaica	1:30.04
2015	Nigeria	1:30.52	Jamaica	1:31.73	Germany	1:33.61
4x400 Metres Relay						
2014	United States	3:21.73	Jamaica	3:23.26	Nigeria	3:23.41
2015	United States	3:19.39	Jamaica	3:22.49	Great Britain & NI	3:26.38
4x800 Metres Relay						
2014	United States	8:01.58	Kenya	8:04.28	Russia	8:08.19
2015	United States	8:00.62	Poland	8:11.36	Australia	8:13.97
4x1500 Metres Relay						
2014	Kenya	16:33.58	United States	16:55.33	Australia	17:08.65
Distance Medley Relay (1200m-400m-800m-1600m)						
2015	United States	10:36.50	Kenya	10:43.35	Poland	10:45.32

IAAF HAMMER THROW CHALLENGE

MEN (7.26Kg)									
2010	Koji Murofushi	JPN	238.52	Dilshod Nazarov	TJK	236.02	Libor Charfreitag	SVK	235.26
2011	Krisztián Pars	HUN	239.03	Dilshod Nazarov	TJK	235.72	Primož Kozmus	SLO	233.90
2012	Krisztián Pars	HUN	242.35	Paweł Fajdek	POL	236.47	Olexiy Sokyrskiy	UKR	233.39
2013	Paweł Fajdek	POL	244.23	Krisztián Pars	HUN	244.17	Lukáš Melich	CZE	239.80
2014	Krisztián Pars	HUN	244.84	Paweł Fajdek	POL	241.49	Dilshod Nazarov	TJK	241.37
WOMEN (4Kg)									
2010	Betty Heidler	GER	225.88	Anita Włodarczyk	POL	225.30	Tatyana Lysenko	RUS	223.96
2011	Betty Heidler	GER	228.09	Yipsi Moreno	CUB	220.46	Kathrin Klaas	GER	219.77
2012	Betty Heidler	GER	230.49	Anita Włodarczyk	POL	223.13	Tatyana Lysenko	RUS	220.05
2013	Anita Włodarczyk	POL	233.83	Tatyana Lysenko	RUS	227.59	Betty Heidler	GER	226.93
2014	Anita Włodarczyk	POL	232.52	Betty Heidler	GER	228.54	Kathrin Klaas	GER	222.65

IAAF COMBINED EVENTS CHALLENGE

MEN									
1998	Erki Nool	EST	25,967	Jón Arnar Magnússon	ISL	25,708	Roman Šebrle	CZE	25,604
1999	Tomás Dvorák	CZE	26,476	Roman Šebrle	CZE	25,184	Chris Huffins	USA	25,067
2000	Erki Nool	EST	26,089	Tomás Dvorák	CZE	26,018	Roman Šebrle	CZE	25,591
2001	Tomás Dvorák	CZE	25,943	Erki Nool	EST	25,839	Lev Lobodin	RUS	25,044
2002	Roman Šebrle	CZE	26,301	Tom Pappas	USA	25,506	Lev Lobodin	RUS	25,179

YEAR	FIRST	SECOND	THIRD
2003	Tom Pappas USA 26,119	Roman Sebrle CZE 26,047	Laurent Hernu FRA 24,244
2004	Roman Šebrle CZE 25,952	Bryan Clay USA 25,602	Dmitriy Karpov KAZ 25,336
2005	Roman Šebrle CZE 25,391	Bryan Clay USA 25,199	Attila Zsivóczy HUN 25,185
2006	Dmitriy Karpov KAZ 25,145	Roman Sebrle CZE 25,029	Attila Zsivóczy HUN 24,950
2007	Roman Šebrle CZE 25,261	Maurice Smith JAM 25,220	Aleksey Drozdov RUS 24,972
2008	Andrey Kravchenko BLR 25,448	Leonel Suárez CUB 25,344	Aleksandr Pogorelov RUS 24,804
2009	Trey Hardee USA 25,567	Yordani García CUB 25,231	Oleksiy Kasyanov UKR 25,056
2010	Romain Barras FRA 25,063	Leonel Suárez CUB 24,857	Jake Arnold USA 24,627
2011	Leonel Suárez CUB 25,172	Eelco Sintnicolaas NED 24,772	Mikk Pahapill EST 24,746
2012	Hans van Alphen BEL 25,259	Pascal Behrenbruch GER 25,117	Oleksiy Kasyanov UKR 24,882
2013	Andrey Kravchenko BLR 25,084	Damian Warner CAN 24,980	Pascal Behrenbruch GER 24,768
2014	Rico Freimuth GER 24,981	Eelco Sintnicolaas NED 24,795	Yordani Garcia CUB 24,423

WOMEN

1998	Urszula Włodarczyk POL 19,235	Irina Belova RUS 19,146	Remigija Nazarovienė LTU 19,053
1999	Eunice Barber FRA 19,880	Sabine Braun GER 19,271	Irina Belova RUS 19,115
2000	Sabine Braun GER 19,151	Natalya Roshchupkina RUS 19,127	Natalya Sazanovich BLR 19,047
2001	Yelena Prokhorova RUS 19,624	Natalya Roshchupkina RUS 19,357	Natalya Sazanovich BLR 19,264
2002	Sabine Braun GER 18,987	Shelia Burrell USA 18,747	Austra Skujytė LTU 18,570
2003	Carolina Klüft SWE 20,295	Yelena Prokhorova RUS 19,019	Larisa Netsepork EST 18,482
2004	Carolina Klüft SWE 20,541	Kelly Sotherton GBR 19,072	Nataliya Dobrynska UKR 18,825
2005	Carolina Klüft SWE 20,399	Eunice Barber FRA 20,388	Kelly Sotherton GBR 19,150
2006	Carolina Klüft SWE 20,124	Lyudmila Blonska UKR 19,232	Lilly Schwarzkopf GER 19,168
2007	Lyudmila Blonska UKR 19,895	Jessica Ennis GBR 19,256	Austra Skujytė LTU 18,994
2008	Hyleas Fountain USA 19,759	Tatiana Chernova RUS 19,575	Nataliya Dobrynska UKR 19,430
2009	Nataliya Dobrynska UKR 19,487	Jennifer Oeser GER 19,255	Hanna Melnychenko UKR 19,239
2010	Tatiana Chernova RUS 19,537	Jennifer Oeser GER 19,303	Nataliya Dobrynska UKR 19,110
2011	Tatiana Chernova RUS 20,332	Jennifer Oeser GER 19,594	Nataliya Dobrynska UKR 19,408
2012	Tatiana Chernova RUS 19,717	Lyudmyla Yosipenko UKR 19,520	Antoinette Nana Djimo FRA 19,510
2013	Hanna Melnychenko UKR 19,310	Brianne Theisen Eaton CAN 19,158	Claudia Rath GER 19,014
2014	Nadine Broersen NED 19,573	Carolin Schäfer GER 19,164	Lilli Schwarzkopf GER 18,973

IAAF RACE WALKING CHALLENGE

In 2009-2012, points are not shown because challenge awards were determined solely by the finishing order of qualified athletes in the event designated as the final

MEN

2003	Robert Korzeniowski POL 33	Francisco Javier Fernández ESP 28	Aigars Fadejevs LAT 23
2004	Robert Korzeniowski POL 28	Jefferson Pérez ECU 27	Ivano Brugnetti ITA 27
2005	Francisco Javier Fernández ESP 30	Nathan Deakes AUS 29	Juan Manuel Molina ESP 19
2006	Francisco Javier Fernández ESP 28	Ilya Markov RUS 28	Hatem Ghoula TUN 20
2007	Luke Adams AUS 36	Erik Tysse NOR 33	Francisco Javier Fernández ESP 32
2008	Jared Tallent AUS 46	Jefferson Pérez ECU 40	Eder Sánchez MEX 38
2009	Eder Sánchez MEX	Wang Hao CHN	Luke Adams AUS
2010	Wang Zhen CHN	Zhu Yafei CHN	Wang Hao CHN
2011	Valeriy Borchin RUS	Wang Zhen CHN	Chu Yafei CHN
2012	Wang Zhen CHN	Cai Zelin CHN	Chen Ding CHN
2013	Jared Tallent AUS 34	João Vieira POR 28	Matej Tóth SVK 20
2014	Ruslan Dmytrenko UKR 29	Jared Tallent AUS 23	Caio Bofim BRA 18

WOMEN

2003	Gillian O'Sullivan IRL 29	Kjersti Plätzer NOR 24	Elisabetta Perrone ITA 22
2004	Elisa Rigauo ITA 30	Claudia Stef ROU 26	María Vasco ESP 24
2005	Rita Turova BLR 29	Susana Feitór POR 24	Claudia Stef ROU 22
2006	Claudia Stef ROU 28	Rita Turova BLR 20	Jane Saville AUS 18
2007	Rita Turova BLR 40	Kjersti Plätzer NOR 37	Sabine Zimmer GER 27
2008	Kjersti Plätzer NOR 46	Athanasia Tsoumeléka GRE 31	Claudia Stef ROU 28
2009	Kjersti Plätzer NOR	Olive Loughnane IRL	Elisa Rigauo ITA
2010	Liu Hong CHN	Melanie Seeger GER	Li Yanfei CHN
2011	Olga Kaniskina RUS	Liu Hong CHN	Melanie Seeger GER
2012	Liu Hong CHN	Ana Cabecinha POR	Lu Xiuzhi CHN
2013	Yelena Lashmanova RUS 38	Inês Henriques POR 34	Ana Cabecinha POR 23
2014	Liu Hong CHN 34	Eleonora Giorgi ITA 23	Ana Cabecinha POR 22

IAAF DIAMOND LEAGUE

Venues - (of finals) 2010: Zurich (18/19 Aug) & Brussels (27 Aug); 2011: Zürich (7/8 Sep) & Brussels (16 Sep); 2012: Zürich (29/30 Aug) & Brussels (7 Sep); 2013: Zürich (28/29 Aug) & Brussels (6 Sep); 2014: Zürich (28 Aug) & Brussels (5 Sep); 2015: Zürich (3 Sep) & Brussels (11 Sep)

These are the Diamond Race Winners in each event, having accumulated Diamond League points throughout the season and at their respective finals

MEN 100 Metres

2010 Tyson Gay USA (at Brussels)
2011 Asafa Powell JAM (at Zürich)
2012 Usain Bolt JAM (at Brussels)
2013 Justin Gatlin USA (at Zürich)
2014 Justin Gatlin USA (at Brussels)
2015 *(Brussels)*

800 Metres

2010 David Rudisha KEN (at Brussels)
2011 David Rudisha KEN (at Brussels)
2012 Mohamed Aman ETH (at Zürich)
2013 Mohammed Aman ETH (at Brussels)
2014 Nijel Amos BOT (at Zürich)
2015 *(Brussels)*

3000 Metres Steeplechase (91.4cm)

2010 Paul Kipsiele Koech KEN (at Zürich)
2011 Paul Kipsiele Koech KEN (at Zürich)
2012 Paul Kipsiele Koech KEN (at Brussels)
2013 Consensus Kipruto KEN (at Zürich)
2014 Jairus Birech KEN (at Brussels)
2015 *(Zurich)*

High Jump

2010 Ivan Ukhov RUS (at Zürich)
2011 Jesse Williams USA (at Zürich)
2012 Robbie Grabarz GBR (at Zürich)
2013 Bogdan Bondarenko UKR (at Zürich)
2014 Mutaz Essa Barshim QAT (at Brussels)
2015 *(Zurich)*

Triple Jump

2010 Teddy Tamgho FRA (at Brussels)
2011 Phillips Idowu GBR (at Brussels)
2012 Christian Taylor USA (at Zürich)
2013 Christian Taylor USA (at Brussels)
2014 Christian Taylor USA (at Zürich)
2015 *(Brussels)*

Javelin Throw (800gm)

2010 Andreas Thorkildsen NOR (at Brussels)
2011 Matthias de Zordo GER (at Brussels)
2012 Vitězslav Veselý CZE (at Zürich)
2013 Vitězslav Veselý CZE (at Brussels)
2014 Thomas Röhler GER (at Zürich)
2015 *(Brussels)*

WOMEN 100 Metres

2010 Carmelita Jeter USA (at Zürich)
2011 Carmelita Jeter USA (at Brussels)
2012 Shelly-Ann Fraser-Pryce JAM (at Zürich)
2013 Shelly-Ann Fraser-Pryce JAM (at Brussels)
2014 Veronica Campbell-Brown JAM (at Zürich)
2015 *(Zürich)*

800 Metres

2010 Janeth Jepkosgei KEN (at Brussels)
2011 Jenny Meadows GBR (at Zürich)
2012 Pamela Jelimo KEN (at Brussels)
2013 Eunice Sum KEN (at Zürich)
2014 Eunice Sum KEN (at Brussels)
2015 *(Zürich)*

200 Metres

Wallace Spearmon USA (at Zürich)
Walter Dix USA (at Brussels)
Nickel Ashmeade JAM (at Zürich)
Warren Weir JAM (at Brussels)
Alonso Edward PAN (at Zürich)
(Zurich)

1500 Metres

Asbel Kiprop KEN (at Brussels)
Nixon Chepseba KEN (at Zürich)
Silas Kiplagat KEN (at Brussels)
Ayanleh Souleiman DJI (at Zürich)
Silas Kiplagat KEN (at Brussels)
(Zurich)

110 Metres Hurdles (106.7cm)

David Oliver USA (at Zürich)
Dayron Robles CUB (at Zürich)
Aries Merritt USA (at Brussels)
David Oliver USA (at Zürich)
Pascal Martinot-Lagarde FRA (at Brussels)
(Zurich)

Pole Vault

Renaud Lavillenie FRA (at Brussels)
Renaud Lavillenie FRA (at Brussels)
Renaud Lavillenie FRA (at Zürich)
Renaud Lavillenie FRA (at Brussels)
Renaud Lavillenie FRA (at Brussels)
(Brussels)

Shot Put (7.26Kg)

Christian Cantwell USA (at Brussels)
Dylan Armstrong CAN (at Zürich)
Reese Hoffa USA (at Zürich)
Ryan Whiting USA (at Brussels)
Reese Hoffa USA (at Zürich)
(Brussels)

400 Metres

Jeremy Wariner USA (at Zürich)
Kirani James GRN (at Zürich)
Kevin Borlée BEL (at Brussels)
LaShawn Merritt USA (at Zürich)
LaShawn Merritt USA (at Zürich)
(Zurich)

3000/5000 Metres

Imane Merga ETH (at Zürich)
Imane Merga ETH (at Brussels)
Isiah Koech KEN (at Zürich)
Yenew Alamirew ETH (at Brussels)
Caleb Ndiku KEN (at Zürich)
(Brussels)

400 Metres Hurdles (91.4cm)

Bershawn Jackson USA (at Brussels)
Javier Culson PUR (at Brussels)
Javier Culson PUR (at Zürich)
Javier Culson PUR (at Brussels)
Michael Tinsley USA (at Zürich)
(Brussels)

Long Jump

Dwight Phillips USA (at Brussels)
Mitchell Watt AUS (at Zürich)
Aleksandr Menkov RUS (at Brussels)
Aleksandr Menkov RUS (at Zürich)
Khotso Mokoena RSA (at Brussels)
(Zurich)

Discus Throw (2Kg)

Piotr Małachowski POL (at Zürich)
Virgilijus Alekna LTU (at Zürich)
Gerd Kanter EST (at Brussels)
Gerd Kanter EST (at Zürich)
Piotr Małachowski POL (at Brussels)
(Zurich)

400 Metres

Allyson Felix USA (at Zürich)
Amantle Montsho BOT (at Brussels)
Amantle Montsho BOT (at Zürich)
Amantle Montsho BOT (at Brussels)
Novlene Williams-Mills JAM (at Brussels)
(Brussels)

3000/5000 Metres

Vivian Cheruiyot KEN (at Brussels)
Vivian Cheruiyot KEN (at Zürich)
Vivian Cheruiyot KEN (at Brussels)
Meseret Defar ETH (at Zürich)
Mercy Cherono KEN (at Brussels)
(Zürich)

1500 Metres

Nancy Jebet Langat KEN (at Zürich)
Morgan Uceny USA (at Brussels)
Abeba Aregawi ETH (at Zürich)
Abeba Aregawi ETH (at Brussels)
Jenny Simpson USA (at Zürich)
(Brussels)

3000 Metres Steeplechase (76.2cm)	100 Metres Hurdles (83.8cm)	400 Metres Hurdles (76.2cm)
2010 Milcah Chemos KEN (at Brussels)	Priscilla Lopes-Schliep CAN	Kaliese Spencer JAM (at Zürich)
2011 Milcah Chemos KEN (at Brussels)	Danielle Carruthers USA (at Brussels)	Kaliese Spencer JAM (at Zürich)
2012 Milcah Chemos KEN (at Zürich)	Dawn Harper USA (at Zürich)	Kaliese Spencer JAM (at Brussels)
2013 Milcah Chemos KEN (at Brussels)	Dawn Harper Nelson USA (at Brussels)	Zuzana Hejnová CZE (at Zürich)
2014 Hiwot Ayalew ETH (at Zürich)	Dawn Harper Nelson USA (at Zürich)	Kaliese Spencer JAM (at Brussels)
2015 (Brussels)	(Brussels)	(Zürich)
High Jump	Pole Vault	Long Jump
2010 Blanka Vlašić CRO (at Brussels)	Fabiana Murer BRA (at Zürich)	Brittney Reese USA (at Zürich)
2011 Blanka Vlašić CRO (at Brussels)	Silke Spiegelburg GER (at Zürich)	Brittney Reese USA (at Zürich)
2012 Chaunté Lowe USA (at Brussels)	Silke Spiegelburg GER (at Brussels)	Yelena Sokolova RUS (at Zürich)
2013 Svetlana Shkolina RUS (at Brussels)	Silke Spiegelburg GER (at Zürich)	Shara Proctor GBR (at Zürich)
2014 Mariya Kuchina RUS (at Zürich)	Fabiana Murer BRA (at Zürich)	Tianna Bartoletta USA (at Zürich)
2015 (Brussels)	(Zürich)	(Zürich)
Triple Jump	Shot Put (4Kg)	Discus Throw (2Kg)
2010 Yargelis Savigne CUB (at Zürich)	Nadezhda Ostapchuk BLR (at Zürich)	Yarelis Barrios CUB (at Brussels)
2011 Olga Saladukha UKR (at Brussels)	Valerie Adams NZL (at Zürich)	Li Yanfeng CHN (at Brussels)
2012 Olga Rypakova KAZ (at Brussels)	Valerie Adams NZL (at Zürich)	Sandra Perković CRO (at Zürich)
2013 Caterine Ibargüen COL (at Brussels)	Valerie Adams NZL (at Zürich)	Sandra Perković CRO (at Brussels)
2014 Caterine Ibargüen COL (at Brussels)	Valerie Adams NZL (at Brussels)	Sandra Perković CRO (at Zürich)
2015 (Brussels)	(Zürich)	(Brussels)
Javelin Throw (600gm)		
2010 Barbora Špotáková CZE (at Zürich)		
2011 Christina Obergföll GER (at Zürich)		
2012 Barbora Špotáková CZE (at Brussels)		
2013 Christina Obergföll GER (at Zürich)		
2014 Barbora Špotáková CZE (at Brussels)		
2015 (Zürich)		

★

DISCONTINUED EVENTS

IAAF WORLD 15 KILOMETRE ROAD RACE FOR WOMEN

Venues - 1983: San Diego (4 Dec); 1984: Madrid (11 Nov); 1985: Gateshead (2 Dec); 1986: Lisboa (9 Nov); 1987: Monte Carlo (21 Nov); 1988: Adelaide (20 Mar); 1989: Rio de Janeiro (23 Sep); 1990: Dublin (14 Oct); 1991: Nieuwegein (13 Oct).

YEAR	FIRST	SECOND	THIRD
------	-------	--------	-------

Not continued after 1991

Individuals (10Km in 1983 & 1984)

1983	Wendy Sly	GBR	32:23	Betty Springs	USA	32:23	Lesley Welsh	USA	32:41
1984	Aurora Cunha	POR	33:04	Rosa Mota	POR	33:18	Carole Bradford	GBR	33:25
1985	Aurora Cunha	POR	49:17	Judi St. Hilaire	USA	49:25	Carole Bradford	GBR	49:59
1986	Aurora Cunha	POR	48:31	Rosa Mota	POR	48:35	Carla Beurskens	NED	48:36
1987	Ingrid Kristiansen	NOR	47:17	Nancy Tinari	CAN	48:53	Maria Curatolo	ITA	49:15
1988	Ingrid Kristiansen	NOR	48:24	Wang Xiuting	CHN	50:18	Zoya Ivanova	URS	50:28
1989	Wang Xiuting	CHN	49:34	Zhong Huandi	CHN	49:44	Aurora Cunha	POR	50:06
1990	Iulia Negură	ROU	50:14	Francie Larrieu Smith	USA	50:15	Zhong Huandi	CHN	50:19
1991	Iulia Negură	ROU	48:42	Andrea Wallace	GBR	48:43	Uta Pippig	GER	48:44

Teams (Aggregate times in 1984, otherwise place points)

1983	United States	12	Canada	19	Ireland	32
1984	Great Britain & NI	1:41:24	Portugal	1:42:33	United States	1:43:11
1985	Great Britain & NI	19	USSR	20	United States	36
1986	USSR	20	Portugal	24	United States	26
1987	Portugal	32	USSR	32	Great Britain & NI	46
1988	USSR	21	China	31	Portugal	37
1989	China	10	Portugal	15	USSR	24
1990	Portugal	27	USSR	47	FRG	62
1991	Germany	22	Romania	24	USSR	31

YEAR	GOLD	SILVER	BRONZE
------	------	--------	--------

IAAF WORLD ROAD RELAY CHAMPIONSHIPS

Venues - 1992: Funchal (Madeira: 9/10 May); 1994: Litókhoron (16/17 Apr); 1996: København (13/14 Apr); 1998: Manaus (18/19 Apr). Stages of 5Km-10Km-5Km-10Km-5Km-7.195Km. Not continued after 1998

MEN

1992	Kenya	2:00:02	Portugal	2:01:34	Great Britain & NI	2:02:34
1994	Morocco	1:57:56	Ethiopia	1:58:51	Kenya	2:00:51
1996	Kenya	2:00:40	Brazil	2:01:24	Ethiopia	2:01:50
1998	Kenya	2:01:13	Ethiopia	2:03:47	Brazil	2:04:50

WOMEN

1992	Portugal	2:20:14	Denmark	2:24:42	Spain	2:25:06
1994	Russia	2:17:19	Ethiopia	2:19:09	Romania	2:19:18
1996	Ethiopia	2:16:04	Romania	2:18:41	Japan	2:18:58
1998	Ethiopia	2:21:15	Kenya	2:21:49	Romania	2:24:13

IAAF WORLD ATHLETICS FINAL

Venues - 2003: Monaco (13/14 Sep), Hammer Throw at Szombathley (7 Sep); 2004: Monaco (18/19 Sep), Hammer Throw at Szombathley (5 Sep); 2005: Monaco (18/19 Sep), Hammer Throw at Szombathley (3 Sep); 2006: Stuttgart (9/10 Sep); 2007: Stuttgart (22/23 Sep); 2008: Stuttgart (20/21 Sep); 2009: Thessaloniki (12/13 Sep). Not continued after 2009

MEN**100 Metres**

2003	Bernard Williams	USA	10.04	John Capel	USA	10.05	Uchenna Emedolu	NGR	10.08	1.9
2004	Asafa Powell	JAM	9.98	Francis Obikwelu	POR	10.10	Aziz Zakari	GHA	10.15	-1.6
2005	Marc Burns	TRI	10.00	Aziz Zakari	GHA	10.01	Dwight Thomas	JAM	10.01	-0.6
2006	Asafa Powell	JAM	9.89	Leonard Scott	USA	9.91	Tyson Gay	USA	9.92	0.9
2007	Asafa Powell	JAM	9.83	Jaysuma Saidu Ndure	NOR	10.06	Michael Frater	JAM	10.11	-0.3
2008	Asafa Powell	JAM	9.87	Nesta Carter	JAM	10.07	Michael Frater	JAM	10.10	0.4
2009	Tyson Gay	USA	9.88	Asafa Powell	JAM	9.90	Darvis Patton	USA	10.00	-0.2

200 Metres

2003	Joshua J. Johnson	USA	20.35	Shawn Crawford	USA	20.37	Stéphane Buckland	MRI	20.44	0.1
2004	Asafa Powell	JAM	20.06	Frankie Fredericks	NAM	20.31	Stéphan Buckland	MRI	20.41	0.7
2005	Tyson Gay	USA	19.96	Chris Williams	JAM	20.19	Wallace Spearmon	USA	20.21	-1.5
2006	Tyson Gay	USA	19.68	Wallace Spearmon	USA	19.88	Usain Bolt	JAM	20.10	-0.1
2007	Jaysuma Saidu Ndure	NOR	19.89	Wallace Spearmon	USA	20.18	Rodney Martin	USA	20.27	1.3
2008	Stéphane Buckland	MRI	20.57	Paul Hession	IRL	20.58	Brendan Christian	ANT	20.61	-0.1
2009	Usain Bolt	JAM	19.68	Wallace Spearmon	USA	20.21	Brendan Christian	ANT	20.65	-0.3

400 Metres

2003	Michael Blackwood	JAM	45.25	Alleyne Francique	GRN	45.25	Eric Milazar	MRI	45.67
2004	Michael Blackwood	JAM	44.95	Derrick Brew	USA	44.97	Otis Harris	USA	45.06
2005	Tyree Washington	USA	44.51	Tim Benjamin	GBR	44.56	Chris Brown	BAH	44.68
2006	Jeremy Wariner	USA	44.02	Gary Kikaya	COD	44.10	Lashawn Merritt	USA	44.14
2007	LaShawn Merritt	USA	44.58	Tyler Christopher	CAN	44.87	Angelo Taylor	USA	44.92
2008	LaShawn Merritt	USA	44.50	Jeremy Wariner	USA	44.51	Chris Brown	BAH	45.36
2009	LaShawn Merritt	USA	44.93	Chris Brown	BAH	45.49	David Neville	USA	45.60

800 Metres

2003	Wilfred Bungei	KEN	1:45.97	Joseph Mutua	KEN	1:46.13	André Bucher	SUI	1:46.28
2004	Youssef Saad Kamel	BRN	1:45.91	Joseph Mutua	KEN	1:46.13	Bram Som	NED	1:46.33
2005	Wilfred Bungei	KEN	1:47.05	Youssef Saad Kamel	BRN	1:47.13	Yuriy Borzakovskiy	RUS	1:47.18
2006	Mbulaeni Mulaudzi	RSA	1:46.99	Bram Som	NED	1:47.10	Wilfred Bungei	KEN	1:47.22
2007	Yusuf Saad Kamel	BRN	1:45.61	Mbulaeni Mulaudzi	RSA	1:45.67	Belal Mansoor Ali	BRN	1:45.93
2008	Alfred Kirwa Yego	KEN	1:49.05	Abraham Chepkirwok	UGA	1:49.22	Youssef Saad Kamel	BRN	1:49.40
2009	David Rudisha	KEN	1:44.85	Gary Reed	CAN	1:45.23	Mbulaeni Mulaudzi	RSA	1:45.53

1500 Metres

2003	Paul Korir	KEN	3:40.09	Alex Kipchirchir	KEN	3:40.21	Ivan Heshko	UKR	3:40.72
2004	Ivan Heshko	UKR	3:44.92	Alex Kipchirchir	KEN	3:44.95	Laban Rotich	KEN	3:45.38
2005	Ivan Heshko	UKR	3:33.50	Bernard Lagat	USA	3:33.55	Alex Kipchirchir	KEN	3:33.71
2006	Alex Kipchirchir	KEN	3:32.76	Bernard Lagat	USA	3:32.93	Augustine Choge	KEN	3:33.37
2007	Daniel Kipchirchir Komen	KEN	3:37.96	Mehdi Baala	FRA	3:38.35	Suleiman Simotwo	KEN	3:38.36

YEAR	FIRST		SECOND		THIRD			
2008	Haron Keitany	KEN	3:37.92	Asbel Kiprop	KEN	3:37.93	Nick Willis	NZL 3:38.22
2009	William Biwott	KEN	3:35.04	Leonel Manzano	USA	3:35.40	Augustine Choge	KEN 3:35.46
3000 Metres								
2003	Kenenisa Bekele	ETH	7:36.98	John Kibowen	KEN	7:38.21	Abraham Chebii	KEN 7:39.28
2004	Eliud Kipchoge	KEN	7:38.67	James Kwalia	KEN	7:39.40	Mulugeta Wondimu	ETH 7:39.60
2005	Bernard Lagat	USA	7:38.00	Eliud Kipchoge	KEN	7:38.95	Augustine Choge	KEN 7:39.99
2006	Tariku Bekele	ETH	7:38.98	Edwin Soi	KEN	7:39.25	Isaac Songok	KEN 7:39.50
2007	Edwin Soi	KEN	7:48.81	Joseph Ebuya	KEN	7:49.70	Mohamed Farah	GBR 7:49.89
2008	Bernard Lagat	USA	8:02.97	Edwin Soi	KEN	8:03.55	Matt Teegenkamp	USA 8:03.56
2009	Kenenisa Bekele	ETH	8:03.79	Bernard Lagat	USA	8:04.00	Sammy Mutahi	KEN 8:04.64
5000 Metres								
2003	Eliud Kipchoge	KEN	13:23.34	Richard Limo	KEN	13:23.95	Gebre-egziabher Gebremariam	ETH 13:24.13
2004	Sileshi Sihine	ETH	13:06.95	Berhanu Dejene	ETH	13:07.91	Augustine Choge	KEN 13:09.00
2005	Sileshi Sihine	ETH	13:39.40	Bonifatu Kiprop	UGA	13:40.03	Isaac Songok	KEN 13:40.24
2006	Kenenisa Bekele	ETH	13:48.62	Edwin Soi	KEN	13:49.45	Abraham Cherkos	ETH 13:49.66
2007	Edwin Soi	KEN	13:38.16	Micah Kogo	KEN	13:39.91	Moses Masai	KEN 13:39.96
2008	Edwin Soi	KEN	13:22.81	Moses Kipsiro	UGA	13:23.02	Micah Kogo	KEN 13:23.37
2009	Imane Merga	ETH	13:29.75	Micah Kogo	KEN	13:29.76	Edwin Soi	KEN 13:29.76
3000 Metres Steeplechase (91.4cm)								
2003	Saif Saaeed Shaheen	QAT	7:57.38	Paul Kipsiele Koech	KEN	7:57.42	Ezekiel Kemboi	KEN 8:11.79
2004	Saif Saaeed Shaheen	QAT	7:56.94	Ezekiel Kemboi	KEN	8:02.98	Paul Kipsiele Koech	KEN 8:03.21
2005	Paul Kipsiele Koech	KEN	8:07.91	Ezekiel Kemboi	KEN	8:09.04	Brimin Kipruto	KEN 8:09.20
2006	Paul Kipsiele Koech	KEN	8:01.37	Richard Mateelong	KEN	8:08.62	Bouabdallah Tahri	FRA 8:10.86
2007	Paul Kipsiele Koech	KEN	8:00.67	Richard Mateelong	KEN	8:07.66	Brimin Kipruto	KEN 8:11.05
2008	Paul Kipsiele Koech	KEN	8:05.35	Ezekiel Kemboi	KEN	8:15.32	Richard Mateelong	KEN 8:16.05
2009	Ezekiel Kemboi	KEN	8:04.38	Paul Kipsiele Koech	KEN	8:05.47	Bouabdallah Tahri	FRA 8:09.14
110 Metres Hurdles (106.7cm)								
2003	Allen Johnson	USA	13.11	Terrence Trammell	USA	13.17	Stanislav Oljijar	LAT 13.25 -1.5
2004	Allen Johnson	USA	13.16	Maurice Wignall	JAM	13.19	Stanislav Oljijar	LAT 13.40 -2.0
2005	Allen Johnson	USA	13.09	Dominique Arnold	USA	13.10	Terrence Trammell	USA 13.17 -1.4
2006	Liu Xiang	CHN	12.93	Dayron Robles	CUB	13.00	Allen Johnson	USA 13.01 -0.6
2007	Dayron Robles	CUB	12.92	David Payne	USA	13.08	Terrence Trammell	USA 13.15 0.9
2008	David Oliver	USA	13.22	Petr Svoboda	CZE	13.33	Ryan Wilson	USA 13.54 -1.3
2009	Ryan Brathwaite	BAR	13.16	Dexter Faulk	USA	13.26	Dwight Thomas	JAM 13.29 -0.3
400 Metres Hurdles (91.4cm)								
2003	Felix Sanchez	DOM	47.80	Kemel Thompson	JAM	48.50	Danny McFarlane	JAM 48.66
2004	Bershawn Jackson	USA	47.86	James Carter	USA	48.06	Kemel Thompson	JAM 48.06
2005	Bershawn Jackson	USA	48.05	Kemel Thompson	JAM	48.09	LJ van Zyl	RSA 48.11
2006	Periklis Iakovakis	GRE	47.92	LJ van Zyl	RSA	48.08	Bershawn Jackson	USA 48.24
2007	Marek Plawgo	POL	48.35	Kerron Clement	USA	48.35	James Carter	USA 48.36
2008	Kerron Clement	USA	48.96	Danny McFarlane	JAM	49.00	Isa Phillips	JAM 49.22
2009	Kerron Clement	USA	48.11	LJ van Zyl	RSA	48.74	Periklis Iakovakis	GRE 48.90
High Jump								
2003	Yaroslav Rybakov	RUS	2.30	Stefan Holm	SWE	2.30	Jamie Nieto	USA 2.30
2004	Stefan Holm	SWE	2.33	Yaroslav Rybakov	RUS	2.30	Mark Boswell	CAN 2.30
2005	Victor Moya	CUB	2.35	Vyacheslav Voronin	RUS	2.32	Stefan Holm	SWE 2.32
2006	Linus Thörnblad	SWE	2.33	Andrey Silnov	RUS	2.33	Yaroslav Rybakov	RUS 2.32
							Stefan Holm	SWE 2.29
							Yaroslav Rybakov	RUS 2.29
2007	Donald Thomas	BAH	2.32	Stefan Holm	SWE	2.30	Linus Thörnblad	SWE 2.27
2008	Andrey Silnov	RUS	2.35	Stefan Holm	SWE	2.33	Jesse Williams	USA 2.29
2009	Yaroslav Rybakov	RUS	2.34	Jaroslav Bába	CZE	2.32	Jesse Williams	USA 2.29
Pole Vault								
2003	Tim Lobinger	GER	5.91	Okkert Brits	RSA	5.86	Dmitri Markov	AUS 5.76
2004	Tim Mack	USA	6.01	Toby Stevenson	USA	5.70	Derek Miles	USA 5.70
2005	Brad Walker	USA	5.86	Tim Lobinger	GER	5.70	Giuseppe Gibilisco	ITA 5.60
							Igor Pavlov	RUS 5.60
2006	Paul Burgess	AUS	5.82	Toby Stevenson	USA	5.82	Tim Lobinger	GER 5.82
2007	Brad Walker	USA	5.91	Björn Otto	GER	5.86	Steven Hooker	AUS 5.81
2008	Derek Miles	USA	5.80	Brad Walker	USA	5.70	Maksym Mazuryk	UKR 5.60
2009	Maksym Mazuryk	UKR	5.70	Derek Miles	USA	5.60	Daniel Dossévi	FRA 5.60
Long Jump								
2003	Dwight Phillips	USA	8.31	Hussein Al-Sabee	KSA	8.30	Ignisious Gaisah	GHA 8.26

YEAR	FIRST	SECOND	THIRD
2004	Ignisious Gaisah GHA 8.32	Dwight Phillips USA 8.26	John Moffitt USA 8.05
2005	Dwight Phillips USA 8.46	Miguel Pate USA 8.30	James Beckford JAM 8.28
2006	Irving Saladino PAN 8.41	Mohamed Salman Al-Khualidi KSA 8.34	Loúis Tsátoumas GRE 8.29
2007	Andrew Howe ITA 8.35	Brian Johnson USA 8.16	Khotso Mokoena RSA 8.12
2008	Fabrice Lapierre AUS 8.14	Hussein Taher Al-Sabee KSA 8.13	Mohamed Salman Al-Khualidi KSA 8.04
2009	Fabrice Lapierre AUS 8.33w	Dwight Phillips USA 8.24	Khotso Mokoena RSA 8.17

Triple Jump

2003	Christian Olsson SWE 17.55	Walter Davis USA 17.09	Kenta Bell USA 16.95
2004	Christian Olsson SWE 17.66	Daniil Burkenya RUS 17.20	Kenta Bell USA 17.16
2005	Yoandri Betanzos CUB 17.46	Jadel Gregório BRA 17.32	Walter Davis USA 17.23
2006	Yoandri Betanzos CUB 17.29	Jadel Gregório BRA 17.12	Walter Davis USA 16.98
2007	Walter Davis USA 17.35	Aarik Wilson USA 17.34	Nelson Évora POR 17.30
2008	Nelson Évora POR 17.24	Jadel Gregório BRA 17.09	Randy Lewis GRN 17.01
2009	David Girat CUB 17.45	Leevan Sands BAH 17.19	Momchil Karaliev BUL 17.18

Shot Put (7.26Kg)

2003	Christian Cantwell USA 20.93	Yuriy Belonog UKR 20.53	Andrei Mikhnevich BLR 20.51
2004	Joachim B. Olsen DEN 21.46	Adam Nelson USA 20.80	Manuel Martinez ESP 20.67
2005	Adam Nelson USA 21.92	Joachim B. Olsen DEN 21.03	Reese Hoffa USA 20.87
2006	Reese Hoffa USA 21.05	Christian Cantwell USA 20.94	Rutger Smith NED 20.74
2007	Reese Hoffa USA 20.98	Adam Nelson USA 20.95	Dan Taylor USA 20.74
2008	Tomasz Majewski POL 20.88	Christian Cantwell USA 20.73	Daniel Taylor USA 20.38
2009	Christian Cantwell USA 22.07	Tomasz Majewski POL 21.21	Pavel Sofin RUS 20.82

Discus Throw (2Kg)

2003	Virgilijus Alekna LTU 68.30	Róbert Fazekas HUN 66.08	Vasily Kaptuykh BLR 65.85
2004	Mario Pestano ESP 64.11	Zoltán Kővágó HUN 64.09	Aleksander Tammert EST 63.69
2005	Virgilijus Alekna LTU 67.64	Gerd Kanter EST 66.01	Zoltán Kővágó HUN 65.65
2006	Virgilijus Alekna LTU 68.63	Gerd Kanter EST 68.47	Aleksander Tammert EST 64.94
2007	Gerd Kanter EST 66.54	Virgilijus Alekna LTU 65.94	Piotr Malachowski POL 65.35
2008	Gerd Kanter EST 68.38	Piotr Malachowski POL 66.07	Robert Harting GER 65.76
2009	Virgilijus Alekna LTU 67.63	Robert Harting GER 66.37	Piotr Malachowski POL 65.60

Hammer Throw (7.26Kg)

2003	Adrián Annus HUN 82.10	Libor Charfreitag SVK 81.22	Ivan Tikhon BLR 80.84
2004	Olli-Pekka Karjalainen FIN 81.43	Krisztián Pars HUN 79.17	Primož Kozmus SLO 77.21
2005	Olli-Pekka Karjalainen FIN 79.81	Vadim Devyatovski BLR 78.98	Krisztián Pars HUN 78.32
2006	Koji Murofushi JPN 81.42	Ivan Tikhon BLR 81.12	Krisztián Pars HUN 80.41
2007	Ivan Tikhon BLR 82.05	Krisztián Pars HUN 78.42	Koji Murofushi JPN 77.95
2008	Primož Kozmus SLO 79.99	Krisztián Pars HUN 79.37	Koji Murofushi JPN 78.99
2009	Primož Kozmus SLO 79.80	Igor Sokolovs LAT 79.32	Krisztián Pars HUN 77.49

Javelin Throw (800gm)

2003	Sergey Makarov RUS 85.66	Jan Železný CZE 84.33	Boris Henry GER 81.00
2004	Breaux Greer USA 87.68	Andreas Thorkildsen NOR 82.52	Jan Železný CZE 82.01
2005	Tero Pitkämäki FIN 91.33	Andreas Thorkildsen NOR 89.60	Sergey Makarov RUS 86.69
2006	Andreas Thorkildsen NOR 89.50	Tero Pitkämäki FIN 88.25	Peter Esenwein GER 85.30
2007	Tero Pitkämäki FIN 88.19	Andreas Thorkildsen NOR 85.06	Magnus Arvidsson SWE 83.37
2008	Vadims Vasilevskis LAT 86.65	Andreas Thorkildsen NOR 83.77	Tero Pitkämäki FIN 81.64
2009	Andreas Thorkildsen NOR 87.75	Tero Pitkämäki FIN 84.09	Mark Frank GER 82.46

WOMEN**100 Metres**

2003	Chryste Gaines USA 10.86	Christine Arron FRA 11.04	Torri Edwards USA 11.06	1.2
2004	Veronica Campbell JAM 10.91	Aleen Bailey JAM 11.16	Lauryn Williams USA 11.21	0.0
2005	Veronica Campbell JAM 10.92	Christine Arron FRA 10.93	Lauryn Williams USA 11.04	-0.2
2006	Sherone Simpson JAM 10.89	Torri Edwards USA 11.06	Allyson Felix USA 11.07	-0.2
2007	Carmelita Jeter USA 11.10	Allyson Felix USA 11.15	Christine Arron FRA 11.20	-0.6
2008	Shelly-Ann Fraser JAM 10.94	Kerron Stewart JAM 11.06	Marshevet Hooker USA 11.06	0.3
2009	Carmelita Jeter USA 10.67	Shelly-Ann Fraser JAM 10.89	Kerron Stewart JAM 10.90	-0.1

200 Metres

2003	Muriel Hurtis FRA 22.41	Anastasiya Kapachinskaya RUS 22.57	Torri Edwards USA 22.58	1.6
2004	Veronica Campbell JAM 22.64	Debbie Ferguson BAH 22.66	Aleen Bailey JAM 22.84	-2.2
2005	Allyson Felix USA 22.27	Veronica Campbell JAM 22.37	Christine Arron FRA 22.43	-0.6
2006	Allyson Felix USA 22.11	Sanya Richards USA 22.17	Sherone Simpson JAM 22.22	0.6
2007	Muriel Hurtis-Houairi FRA 22.73	Debbie Ferguson-McKenzie BAH 22.74	LaShauntea Moore USA 22.78	0.5
2008	Sanya Richards USA 22.50	Marshevet Hooker USA 22.69	Kerron Stewart JAM 22.72	0.1
2009	Allyson Felix USA 22.29	Sanya Richards USA 22.29	Kerron Stewart JAM 22.42	0.1

YEAR	FIRST		SECOND		THIRD			
400 Metres								
2003	Ana Guevara	MEX	49.34	Lorraine Fenton	JAM	50.29	Tonique Williams	BAH 50.87
2004	Ana Guevara	MEX	50.13	Monique Hennagan	USA	50.20	Deedee Trotter	USA 50.60
2005	Sanya Richards	USA	49.52	Tonique Williams-Darling	BAH	49.54	Deedee Trotter	USA 50.64
2006	Sanya Richards	USA	49.25	Novlene Williams	JAM	50.36	Shericka Williams	JAM 50.44
2007	Sanya Richards	USA	49.27	Novlene Williams	JAM	50.12	Christine Ohuruogu	GBR 50.20
2008	Sanya Richards	USA	50.41	Christine Ohuruogu	GBR	50.83	Novlene Williams	JAM 51.30
2009	Sanya Richards	USA	49.95	Novlene Williams-Mills	JAM	50.34	Shericka Williams	JAM 50.49
800 Metres								
2003	Maria Mutola	MOZ	1:59.59	Kelly Holmes	GBR	1:59.92	Mina Ait Hammou	MAR 1:59.97
2004	Hasna Benhassi	MAR	2:01.42	Jearl Miles-Clark	USA	2:01.73	Mina Ait Hammou	MAR 2:01.78
2005	Zulia Calatayud	CUB	1:59.07	Hasna Benhassi	MAR	1:59.86	Mayte Martinez	ESP 2:00.36
2006	Zulia Calatayud	CUB	1:59.02	Janeth Jepkosgei	KEN	1:59.10	Hasna Benhassi	MAR 1:59.44
2007	Janeth Jepkosgei	KEN	1:57.87	Mayte Martinez	ESP	1:58.14	Marilyn Okoro	GBR 1:58.76
2008	Pamela Jelimo	KEN	1:56.23	Janeth Jepkosgei	KEN	1:58.41	Marilyn Okoro	GBR 1:58.64
2009	Anna Willard	USA	2:00.20	Maggie Vessey	USA	2:00.31	Jenny Meadows	GBR 2:00.41
1500 Metres								
2003	Süreyya Ayhan	TUR	3:57.72	Jackline Maranga	KEN	4:01.48	Hayley Tullett	GBR 4:01.60
2004	Kelly Holmes	GBR	4:04.55	Tatyana Tomashova	RUS	4:05.18	Yelena Zadorozhnaya	RUS 4:05.71
2005	Maryam Jamal	BRN	3:59.35	Tatyana Tomashova	RUS	4:00.28	Natalya Yevdokimova	RUS 4:00.60
2006	Maryam Jamal	BRN	4:01.58	Tatyana Tomashova	RUS	4:03.26	Yelena Soboleva	RUS 4:03.49
2007	Maryam Jamal	BRN	4:01.23	Yelena Soboleva	RUS	4:05.35	Sarah Jamieson	AUS 4:05.43
2008	Maryam Jamal	BRN	4:06.59	Gelete Burka	ETH	4:07.45	Iryna Lishchynska	UKR 4:07.65
2009	Nancy Jebet Langat	KEN	4:13.63	Hannah England	GBR	4:14.05	Christin Wurth-Thomas	USA 4:14.10
3000 Metres								
2003	Edith Masai	KEN	8:36.82	Yelena Zadorozhnaya	RUS	8:37.40	Jo Pavey	GBR 8:37.89
2004	Meseret Defar	ETH	8:36.46	Yelena Zadorozhnaya	RUS	8:37.65	Lidia Chojecka	POL 8:39.16
2005	Meseret Defar	ETH	8:47.26	Gelete Burka	ETH	8:48.65	Zakia Mrisho	TAN 8:49.63
2006	Meseret Defar	ETH	8:34.22	Tirunesh Dibaba	ETH	8:34.74	Vivian Cheruiyot	KEN 8:38.86
2007	Meseret Defar	ETH	8:27.24	Vivian Cheruiyot	KEN	8:28.66	Priscah Cheronro	KEN 8:29.06
2008	Meseret Defar	ETH	8:43.60	Vivian Cheruiyot	KEN	8:44.64	Jane Kiptoo	KEN 8:47.65
2009	Meseret Defar	ETH	8:30.15	Vivian Cheruiyot	KEN	8:30.61	Wude Ayalew	ETH 8:30.93
5000 Metres								
2003	Elvan Abeylegesse	TUR	14:56.25	Derartu Tulu	ETH	14:56.93	Tirunesh Dibaba	ETH 14:57.87
2004	Elvan Abeylegesse	TUR	14:59.19	Isabella Ochichi	KEN	14:59.48	Ejagayou Dibaba	ETH 14:59.52
2005	Meseret Defar	ETH	14:45.87	Tirunesh Dibaba	ETH	14:46.84	Berhane Adere	ETH 14:46.91
2006	Tirunesh Dibaba	ETH	16:04.77	Meseret Defar	ETH	16:04.78	Isabella Ochichi	KEN 16:07.39
2007	Vivian Cheruiyot	KEN	14:56.94	Sylvia Kibet	KEN	14:57.37	Priscah Cheronro	KEN 14:58.97
2008	Meseret Defar	ETH	14:53.82	Vivian Cheruiyot	KEN	14:54.60	Meselech Melkamu	ETH 14:58.76
2009	Meseret Defar	ETH	15:25.31	Tirunesh Dibaba	ETH	15:25.92	Vivian Cheruiyot	KEN 15:26.21
3000 Metres Steeplechase (76.2cm)								
2005	Dorcus Inzikuru	UGA	9:21.80	Wioletta Janowska	POL	9:25.47	Mardrea Hyman	JAM 9:27.21
2006	Alesya Turova	BLR	9:27.08	Cheruto Kipten	KEN	9:28.60	Salome Chepchumba	KEN 9:29.58
2007	Eunice Jepkorir	KEN	9:35.03	Roisin McGettigan	IRL	9:35.86	Cristina Casandra	ROU 9:36.38
2008	Gulnara Samitova-Galkina	RUS	9:21.73	Eunice Jepkorir	KEN	9:24.03	Ruth Bisibori	KEN 9:24.38
2009	Ruth Bisibori	KEN	9:13.43	Milcah Chemos	KEN	9:20.19	Gladys Kipkemboi	KEN 9:21.18
100 Metres Hurdles (76.2cm)								
2003	Gail Devers	USA	12.45	Glory Alozie	ESP	12.66	Miesha McKelvy	USA 12.69 1.3
2004	Joanna Hayes	USA	12.58	Jenny Adams	USA	12.68	Laecena Golding-Clarke	JAM 12.69 1.0
2005	Michelle Perry	USA	12.54	Brigitte Foster-Hylton	JAM	12.55	Delloreen Ennis-London	JAM 12.57 -0.8
2006	Michelle Perry	USA	12.52	Damu Cherry	USA	12.56	Perdita Felicien	CAN 12.58 0.6
2007	Michelle Perry	USA	12.68	Josephine Onyia	ESP	12.70	Delloreen Ennis-London	JAM 12.72 -0.3
2008	Lolo Jones	USA	12.56	Delloreen Ennis-London	JAM	12.56	Dawn Harper	USA 12.67 0.3
2009	Brigitte Foster-Hylton	JAM	12.58	Dawn Harper	USA	12.61	Delloreen Ennis-London	JAM 12.61 -0.1
400 Metres Hurdles (83.8cm)								
2003	Sandra Glover	USA	53.65	Andrea Blackett	BAR	54.28	Ionela Tirlea	ROU 54.44
2004	Sandra Glover	USA	54.57	Tatyana Tereshchuk-Antipova	UKR	54.64	Brenda Taylor	USA 55.00
2005	Lashinda Demus	USA	53.37	Yuliya Nosova-Pechonkina	RUS	53.80	Sandra Glover	USA 54.09
2006	Lashinda Demus	USA	53.42	Tiffany Ross-Williams	USA	54.22	Tatyana Tereshchuk-Antipova	UKR 54.76
2007	Anna Jesien	POL	54.17	Jana Rawlinson	AUS	54.19	Melaine Walker	JAM 54.31
2008	Melaine Walker	JAM	54.06	Anastasiya Rabchenyuk	UKR	54.92	Tiffany Williams	USA 55.16
2009	Melaine Walker	JAM	53.36	Kaliese Spencer	JAM	53.99	Josanne Lucas	TRI 54.31

YEAR	FIRST		SECOND		THIRD				
High Jump									
2003	Hestrie Cloete	RSA	2.01	Vita Palamar	UKR	2.01	Kajsa Bergqvist	SWE	1.99
2004	Yelena Slesarenko	RUS	2.01	Viktoriya Stypina	UKR	1.98	Irina Mikhailchenko	UKR	1.98
2005	Kajsa Bergqvist	SWE	2.00	Irina Mikhailchenko	UKR	1.93	Vita Palamar	UKR	1.93
2006	Kajsa Bergqvist	SWE	1.98	Tia Hellebaut	BEL	1.98	Venelina Veneva	BUL	1.98
2007	Blanka Vlašić	CRO	2.00	Antonietta Di Martino	ITA	1.97	Anna Chicherova	RUS	1.97
2008	Blanka Vlašić	CRO	2.01	Anna Chicherova	RUS	1.99	Tia Hellebaut	BEL	1.97
2009	Blanka Vlašić	CRO	2.04	Anna Chicherova	RUS	2.00	Antonietta Di Martino	ITA	1.97
Pole Vault									
2003	Tanya Polnova	RUS	4.68	Svetlana Feofanova	RUS	4.60	Stacy Dragila	USA	4.50
2004	Yelena Isinbaeva	RUS	4.83	Tanya Polnova	RUS	4.78	Anna Rogowska	POL	4.60
2005	Yelena Isinbaeva	RUS	4.74	Monika Pyrek	POL	4.62	Tanya Polnova	RUS	4.50
2006	Yelena Isinbaeva	RUS	4.75	Monika Pyrek	POL	4.65	Jenn Stuczynski	USA	4.60
2007	Yelena Isinbaeva	RUS	4.87	Monika Pyrek	POL	4.82	Svetlana Feofanova	RUS	4.82
2008	Silke Spiegelburg	GER	4.70	Svetlana Feofanova	RUS	4.70	Monika Pyrek	POL	4.70
2009	Yelena Isinbaeva	RUS	4.80	Fabiana Murer	BRA	4.60			
				Monika Pyrek	POL	4.60			
Long Jump									
2003	Eunice Barber	FRA	7.05	Tatyana Kotova	RUS	6.92	Grace Upshaw	USA	6.60
2004	Irina Simagina	RUS	6.74	Tatyana Lebedeva	RUS	6.72	Tatyana Kotova	RUS	6.65
2005	Anju Bobby George	IND	6.75	Grace Upshaw	USA	6.67	Eunice Barber	FRA	6.51
2006	Tatyana Lebedeva	RUS	6.92	Bronwyn Thompson	AUS	6.77	Rose Richmond	USA	6.75
2007	Tatyana Lebedeva	RUS	6.78	Grace Upshaw	USA	6.64	Oksana Udmurtova	RUS	6.52
2008	Naide Gomes	POR	6.71	Ksenija Balta	EST	6.65	Tatyana Lebedeva	RUS	6.64
2009	Brittney Reese	USA	7.08	Yelena Sokolova	RUS	6.81	Tatyana Lebedeva	RUS	6.79
Triple Jump									
2003	Tatyana Lebedeva	RUS	15.13	Yamilé Aldama	CUB	14.99	Françoise Mbango	CMR	14.83
2004	Françoise Mbango	CMR	15.01	Tatyana Lebedeva	RUS	14.96	Yamilé Aldama	SUD	14.92
2005	Chrisopiýi Devetzi	GRE	14.89	Tatyana Lebedeva	RUS	14.86	Yargelis Savigne	CUB	14.81
2006	Tatyana Lebedeva	RUS	14.82	Chrisopiýi Devetzi	GRE	14.67	Yamilé Aldama	SUD	14.67
2007	Yargelis Savigne	CUB	14.78	Chrisopiýi Devetzi	GRE	14.75	Tatyana Lebedeva	RUS	14.72
2008	Anna Pyatykh	RUS	14.78	Tatyana Lebedeva	RUS	14.63	Marija Šestak	SLO	14.63
2009	Mabel Gay	CUB	14.62	Biljana Topić	SRB	14.56	Tatyana Lebedeva	RUS	14.48
Shot Put (4Kg)									
2003	Vita Pavlysh	UKR	19.86	Svetlana Krivelyova	RUS	19.66	Nadezhda Ostapchuk	BLR	19.51
2004	Nadezhda Ostapchuk	BLR	19.23	Krystyna Zabawska	POL	18.27	Liejia Tunks	NED	18.11
2005	Valerie Vili	NZL	19.55	Natalia Khoroneko	BLR	18.80	Olga Ryabinkina	RUS	18.64
2006	Natalia Khoroneko	BLR	19.81	Valerie Vili	NZL	19.64	Yumileidi Cumbá	CUB	18.78
2007	Nadzeyya Ostapchuk	BLR	20.45	Valerie Vili	NZL	20.40	Nadine Kleinert	GER	19.36
2008	Valerie Vili	NZL	19.69	Nadine Kleinert	GER	19.42	Misleidis González	CUB	18.55
2009	Valerie Vili	NZL	21.07	Nadzeyya Ostapchuk	BLR	19.56	Natalia Mikhnovich	BLR	19.27
Discus Throw (2Kg)									
2003	Vera Pospisilová	CZE	65.42	Aretha Hill	USA	65.10	Katerina Vöggöli	GRE	63.55
2004	Vera Cechlová	CZE	65.86	Natalya Sadova	RUS	65.57	Aretha Hill	USA	63.43
2005	Natalya Sadova	RUS	63.40	Franka Dietzsch	GER	61.91	Aretha Hill/Thurmond	USA	60.68
2006	Franka Dietzsch	GER	64.73	Nicoleta Grasú	ROU	62.32	Anna Söderberg	SWE	61.50
2007	Franka Dietzsch	GER	62.58	Věra Cechlová	CZE	62.04	Nicoleta Grasú	ROU	61.75
2008	Yarelis Barrios	CUB	64.88	Nicoleta Grasú	ROU	62.48	Stephanie Brown Traton	USA	62.23
2009	Yarelis Barrios	CUB	65.86	Żaneta Glanc	POL	63.36	Mélina Robert-Michon	FRA	61.74
Hammer Throw (4Kg)									
2003	Yipsi Moreno	CUB	73.42	Olga Kuzenkova	RUS	71.16	Mihaela Melinte	ROU	69.27
2004	Olga Kuzenkova	RUS	72.90	Olga Tsander	BLR	72.06	Manuela Montebrun	FRA	70.63
2005	Yipsi Moreno	CUB	74.75	Kamila Skolimowska	POL	72.73	Tatyana Lysenko	RUS	72.34
2006	Betty Heidler	GER	75.44	Kamila Skolimowska	POL	73.33	Yipsi Moreno	CUB	71.85
2007	Yipsi Moreno	CUB	73.76	Ivana Brkljačić	CRO	73.22	Clarissa Claretti	ITA	70.34
2008	Yipsi Moreno	CUB	74.09	Martina Hrašnová	SVK	71.40	Anita Włodarczyk	POL	70.97
2009	Betty Heidler	GER	72.03	Clarissa Claretti	ITA	70.56	Martina Hrašnová	SVK	70.45
Javelin Throw (600gm)									
2003	Tatyana Shikolenko	RUS	64.47	Steffi Nerius	GER	64.25	Nikolett Szabó	HUN	62.88
2004	Osleidys Menéndez	CUB	66.20	Nikola Brejchová	CZE	64.58	Steffi Nerius	GER	61.16
2005	Osleidys Menéndez	CUB	67.24	Steffi Nerius	GER	66.35	Sonia Bisset	CUB	63.56
2006	Barbora Špotáková	CZE	66.21	Steffi Nerius	GER	65.06	Christina Scherwin	DEN	64.83
2007	Barbora Špotáková	CZE	67.12	Steffi Nerius	GER	64.90	Christina Obergföll	GER	62.47
2008	Barbora Špotáková	CZE	72.28	Christina Obergföll	GER	63.28	Steffi Nerius	GER	62.78
2009	Maria Abakumova	RUS	64.60	Barbora Špotáková	CZE	63.45	Steffi Nerius	GER	62.59

YEAR	FIRST	SECOND	THIRD
------	-------	--------	-------

IAAF WORLD MARATHON CUP

Venues - 1985: Hiroshima (13/14 Apr); 1987: Seoul (11/12 Apr); 1989: Milano (15/16 Apr); 1991: London (21 Apr); 1993: San Sebastián (31 Oct); 1995: Athina (9 Apr); 1997: Athina (Men – 10 Aug, Women – 9 Aug); 1999: Sevilla (Men – 28 Aug, Women – 29 Aug); 2001: Edmonton (Men – 3 Aug, Women – Aug 12); 2003: Paris (Men – 30 Aug, Women – 31 Aug); 2005: Helsinki (Men – 13 Aug, Women – 14 Aug); 2007: Osaka (Men – 25 Aug, Women – 2 Sep); 2009: Berlin (Men – 22 Aug; Women – 23 Aug); 2011: Daegu (Men – 4 Sep, Women – 27 Aug). Not continued after 2011

MEN

Individuals

1985	Ahmed Salah	DJI	2:08:09	Takeyuki Nakayama	JPN	2:18:15	Djama Robleh	DJI	2:08:26
1987	Ahmed Salah	DJI	2:10:55	Taisuke Kodama	JPN	2:11:23	Salvatore Bettiol	ITA	2:11:28
1989	Metaferia Zeleke	ETH	2:10:28	Dereje Nedi	ETH	2:10:36	Gianni Poli	ITA	2:10:49
1991	Yakov Tolstikov	URS	2:09:18	Manuel Matias	POR	2:10:21	Jan Huruk	POL	2:10:21
1993	Richard Nerurkar	GBR	2:10:03	Severino Bernardini	ITA	2:10:12	Kebede Gemechu	ETH	2:10:16
1995	Douglas Wakiihuri	KEN	2:12:01	Takahiro Sunada	JPN	2:13:16	Davide Milesi	ITA	2:13:23
1997	Abel Antón	ESP	2:13:16	Martin Fiz	ESP	2:13:21	Steve Moneghetti	AUS	2:14:16
1999	Abel Antón	ESP	2:13:36	Vincenzo Modica	ITA	2:14:03	Nobuyuki Sato	JPN	2:14:07
2001	Gezahegn Abera	ETH	2:12:42	Simon Biwott	KEN	2:12:43	Stefano Baldini	ITA	2:13:18
2003	Jaouad Gharib	MAR	2:08:31	Julio Rey	ESP	2:08:38	Stefano Baldini	ITA	2:09:14
2005	Jaouad Gharib	MAR	2:10:10	Christopher Isegwe	TAN	2:10:21	Tsuyoshi Ogata	JPN	2:11:16
2007	Luke Kibet	KEN	2:15:59	Mubarak Hassan Shami	QAT	2:17:18	Viktor Röthlin	SUI	2:17:25
2009	Abel Kirui	KEN	2:06:54	Emmanuel Mutai	KEN	2:07:48	Tsegay Kebede	ETH	2:08:35
2011	Abel Kirui	KEN	2:07:38	Vincent Kipruto	KEN	2:10:06	Feyisa Lilesa	ETH	2:10:32

Teams

1985	Djibouti	6:27:08	Japan	6:31:43	Ethiopia	6:32:46
1987	Italy	6:36:38	Japan	6:39:23	France	6:43:46
1989	Ethiopia	6:37:20	Italy	6:37:51	France	6:38:51
1991	Great Britain & NI	6:34:59	Portugal	6:35:55	Poland	6:36:12
1993	Ethiopia	6:31:17	Italy	6:32:41	Great Britain & NI	6:34:06
1995	Italy	6:43:42	France	6:48:47	Spain	6:51:05
1997	Spain	6:43:30	Italy	6:55:33	Brazil	7:02:56
1999	Italy	6:45:16	Japan	6:45:42	Ethiopia	6:50:11
2001	Ethiopia	6:43:32	Japan	6:48:36	Italy	6:51:56
2003	Japan	6:30:43	Italy	6:32:19	South Africa	6:35:54
2005	Japan	6:38:39	Kenya	6:46:38	Ethiopia	6:52:14
2007	Japan	6:54:23	Korea	7:12:08	Kenya	7:12:33
2009	Kenya	6:25:28	Ethiopia	6:32:26	Japan	6:41:05
2011	Kenya	6:29:23	Japan	6:41:13	Morocco	6:42:18

WOMEN

Individuals

1985	Katrin Dörre	GDR	2:33:30	Zoya Ivanova	URS	2:34:17	Karolina Szabó	HUN	2:34:57
1987	Zoya Ivanova	URS	2:30:39	Maria Lelut	FRA	2:31:27	Katrin Dörre	GDR	2:31:30
1989	Sue Marchiano	USA	2:30:48	Miyako Miyahara	JPN	2:35:36	Uta Pippig	GDR	2:35:17
1991	Rosa Mota	POR	2:26:14	Francie Larrieu Smith	USA	2:27:35	Valentina Yegorova	URS	2:28:18
1993	Wang Junxia	CHN	2:28:16	Zhang Linli	CHN	2:29:42	Zhang Lirong	CHN	2:29:45
1995	Anuța Cătună	ROU	2:31:10	Lidia Simon	ROU	2:31:46	Cristina Pomacu	ROU	2:32:09
1997	Hironi Suzuki	JPN	2:29:48	Manuela Machado	POR	2:31:12	Lidia Simon	ROU	2:31:55
1999	Jong Song-Ok	PRK	2:26:59	Ari Ichihashi	JPN	2:27:02	Lidia Simon	ROU	2:27:41
2001	Lidia Simon	ROU	2:26:01	Reiko Tosa	JPN	2:26:06	Svetlana Zakharova	RUS	2:26:18
2003	Catherine Ndereba	KEN	2:23:55	Mizuki Noguchi	JPN	2:24:14	Masako Chiba	JPN	2:25:09
2005	Paula Radcliffe	GBR	2:20:57	Catherine Ndereba	KEN	2:22:01	Constantina Tomescu-Dita	ROU	2:23:19
2007	Catherine Ndereba	KEN	2:30:37	Zhou Chunxui	CHN	2:30:45	Reiko Tosa	JPN	2:30:55
2009	Bai Xue	CHN	2:25:15	Yoshimi Ozaki	JPN	2:25:25	Aselefech Mergia	ETH	2:25:32
2011	Edna Kiplagat	KEN	2:28:43	Priscah Jeptoo	KEN	2:29:00	Sharon Cherop	KEN	2:29:14

Teams

1985	Italy	7:51:27	USSR	7:53:22	GDR	8:00:02
1987	USSR	7:34:33	GDR	7:42:10	France	7:46:41
1989	USSR	7:51:29	United States	7:56:17	China	7:57:07
1991	USSR	7:30:21	Italy	7:36:37	France	7:38:51
1993	PR of China	7:27:43	Spain	7:33:55	Russia	7:44:07
1995	Romania	7:35:05	Russia	7:47:39	Italy	7:50:46
1997	Japan	7:38:57	Romania	7:52:18	Italy	7:56:31
1999	Japan	7:27:52	Romania	7:34:37	Germany	7:35:41
2001	Japan	7:22:36	Russia	7:26:00	Romania	7:29:44

YEAR	FIRST	SECOND	THIRD
2003	Japan	7:14:48 Ethiopia	7:24:56 Russia 7:31:04
2005	Kenya	7:12:37 Japan	7:16:35 Great Britain & NI 7:27:04
2007	Kenya	7:35:02 PR of China	7:35:52 Japan 7:37:39
2009	PR of China	7:17:02 Japan	7:22:15 Ethiopia 7:28:17
2011	Kenya	7:26:57 PR of China	7:31:34 Ethiopia 7:32:20

IAAF GRAND PRIX

Venues - 1985: Roma (7 Sep); 1986: Roma (10 Sep); 1987: Bruxelles (11 Sep); 1988: Berlin (26 Aug); 1989: Monte Carlo (1 Sep); 1990: Athina (7 Sep); 1991: Barcelona (20 Sep); 1992: Torino (4 Sep); 1993: London (10 Sep); 1994: Paris (3 Sep); 1995: Monte Carlo (9 Sep); 1996: Milano (7 Sep); 1997: Fukuoka (13 Sep); 1998: Moskva (5 Sep); 1999: München (11 Sep); 2000: Doha (5 Oct); 2001: Melbourne (9 Sep); 2002: Paris (14 Sep). Replaced with World Athletics Final from 2003

OVERALL AWARDS

MEN

1985	Doug Padilla	USA	63	Mike Franks	USA	60	Sergey Bubka	URS	59
1986	Saïd Aouita	MAR	63	Andre Phillips	USA	61	Steve Scott	USA	61
1987	Tonie Campbell	USA	63	Greg Foster	USA	59	Sergey Bubka	RUS	58
1988	Saïd Aouita	MAR	63	Mike Conley	USA	61	Danny Harris	USA	58
1989	Saïd Aouita	MAR	69	Roger Kingdom	USA	63	Steve Backley	GBR	63
1990	Leroy Burrell	USA	63	Noureddine Morceli	ALG	61	Danny Harris	USA	59
1991	Sergey Bubka	URS	69	Jan Železný	TCH	63	Michael Johnson	USA	63
1992	Kevin Young	USA	63	Werner Günthör	SUI	63	Igor Astapkovich	BLR	59
1993	Sergey Bubka	UKR	72	Jan Železný	CZE	72	Colin Jackson	GBR	72
1994	Noureddine Morceli	ALG	78	Samuel Matete	ZAM	72	Mike Conley	USA	72
1995	Moses Kiptanui	KEN	84	Jan Železný	CZE	72	Mark Crear	USA	72
1996	Daniel Komen	KEN	103	Jonathan Edwards	GBR	99	Dennis Mitchell	USA	95
1997	Wilson Kipketer	DEN	114	Lars Riedel	GER	99	Mark Crear	USA	95
1998	Hicham El Guerrouj	MAR	136	Haile Gebrselassie	ETH	114	Denis Kapustin	RUS	97
1999	Bernard Barmasai	KEN	111	Kóstas Gatsioudis	GRE	109	Wilson Kipketer	DEN	108
2000	Angelo Taylor	USA	101	Yuriy Belonog	UKR	94	Adam Nelson	USA	93
2001	André Bucher	SUI	102	Allen Johnson	USA	101	Hicham El Guerrouj	MAR	100
2002	Hicham El Guerrouj	MAR	116	Felix Sánchez	DOM	116	Christian Olsson	SWE	102

WOMEN

1985	Mary Staney	USA	69	Stefka Kostadinova	BUL	63	Judi Brown King	USA	63
1986	Yordanka Donkova	BUL	69	Maricica Puică	ROU	65	Tsvetanka Khristova	BUL	63
1987	Merlene Ottey	JAM	63	Doina Melinte	ROU	63	Stefka Kostadinova	BUL	61
1988	Paula Ivan	ROU	63	Grace Jackson	JAM	63	Ana Quirot	CUB	57
1989	Paula Ivan	ROU	67	Galina Chistyakova	URS	63	Sandra Farmer-Patrick	USA	63
1990	Merlene Ottey	JAM	63	Heike Drechsler	GDR	63	Petra Felke	GDR	63
1991	Heike Henkel	GER	63	Merlene Ottey	JAM	63	Natalya Artyomova	URS	63
1992	Heike Drechsler	GER	63	Merlene Ottey	JAM	63	Trine Hattestad	NOR	59
1993	Sandra Farmer-Patrick	USA	72	Sonia O'Sullivan	IRL	72	Stefka Kostadinova	BUL	72
1994	Jackie Joyner-Kersey	USA	72	Svetla Dimitrova	BUL	72	Sonia O'Sullivan	IRL	72
1995	Maria Mutola	MOZ	78	Anna Biryukova	RUS	72	Gwen Torrence	USA	72
1996	Ludmila Engquist	SWE	93	Merlene Ottey	JAM	90	Michelle Freeman	JAM	85
1997	Astrid Kumbernuss	GER	99	Deon Hemmings	JAM	93	Kim Batten	USA	91
1998	Marion Jones	USA	130	Svetlana Masterkova	RUS	107	Fallilat Ogunkoya	NGR	98
1999	Gabriela Szabo	ROU	108	Maria Mutola	MOZ	108	Deon Hemmings	JAM	104
2000	Trine Hattestad	NOR	110	Gail Devers	USA	104	Violeta Szekely	ROU	94
2001	Violeta Szekely	NOR	116	Maria Mutola	MOZ	105	Tatjana Tereshchuk	UKR	96
2002	Gail Devers	USA	111	Tayna Lawrence	JAM	109	Ana Guevara	MEX	108

EVENT WINNERS

100 Metres

1986	Chidi Imoh	NGR
1988	Chidi Imoh	NGR
1990	Leroy Burrell	USA
1992	Dennis Mitchell	USA
1994	Dennis Mitchell	USA
1996	Dennis Mitchell	USA
1998	Frankie Fredericks	NAM
2000	Darren Campbell	GBR
2002	Jon Drummond	USA

200 Metres

1985	Calvin Smith	USA
1987	Thomas Jefferson	USA
1989	Robson da Silva	BRA
1991	Michael Johnson	USA
1993	Frankie Fredericks	NAM
1995	Michael Johnson	USA
1997	Frankie Fredericks	NAM
1999	Claudinei da Sliva	BRA
2001	Shawn Crawford	USA

400 Metres

1985	Michael Franks	USA
1987	Innocent Egbunike	NGR
1989	Danny Everett	USA
1991	Roger Black	GBR
1993	David Grindley	GBR
1994	Derek Mills	USA
1996	Michael Johnson	USA
1998	Mark Richardson	GBR
2000	Mark Richardson	GBR
2002	Michael Blackwood	JAM

800 Metres

1986	José Luiz Barbosa	BRA
1988	Tom McKean	GBR
1990	Nixon Kiprotich	KEN
1992	Nixon Kiprotich	KEN
1995	Benson Koehc	KEN
1997	Wilson Kipketer	DEN
1999	Wilson Kipketer	DEN
2001	André Bucher	SUI

1500 Metres/One Mile (y)

1985	Steve Scott	USA
1986/y	Steve Scott	USA
1987	Abdi Bile	SOM
1988/y	Said Aouita	MAR
1989	Abdi Bile	SOM
1990/y	Noureddine Morceli	ALG
1991	Noureddine Morceli	ALG
1992/y	Wilfred Kirochi	KEN
1993	Noureddine Morceli	ALG
1994	Noureddine Morceli	ALG
1996	Hicham El Guerrouj	MAR
1997/y	Robert Andersen	DEN
1998	Hicham El Guerrouj	MAR
1999	Noah Ngeny	KEN
2000	Noah Ngeny	KEN
2001	Hicham El Guerrouj	MAR
2002	Hicham El Guerrouj	MAR

3000 Metres/5000 Metres

1985/5K	Doug Padilla	USA
1986/5K	Said Aouita	MAR
1987/5K	Arturo Barrios	MEX
1988/5K	Eamonn Martin	GBR
1989/5K	Arturo Barrios	MEX
1990/5K	Khalid Skah	MAR
1991/5K	Brahim Boutayeb	MAR
1992/5K	Paul Bitok	KEN
1993/5K	Ismael Kirui	KEN
1994/5K	Khalid Skah	MAR
1995/3K	Haile Gebrselassie	ETH
1996/5K	Daniel Komen	KEN
1997/5K	Khalid Boulami	MAR
1998/3K	Haile Gebrselassie	ETH
1999/3K	Benjamin Limo	KEN
2000/3K	Luke Kipkosgei	KEN
2001/3K	Paul Bitok	KEN
2002/3K	Abraham Chebii	KEN

3000 Metres Steeplechase (91.4cm)

1986	William Van Dijk	BEL
1988	Julius Kariuki	KEN
1990	Julius Kariuki	KEN
1991	Moses Kiptanui	KEN
1993	Patrick Sang	KEN
1995	Moses Kiptanui	KEN
1997	Joseph Keter	KEN
1999	Bernard Barmasai	KEN
2001	Brahim Boulami	MAR

110 Metres Hurdles (106.7cm)

1985	Mark McKoy	CAN
1987	Tonie Campbell	USA
1989	Roger Kingdom	USA
1991	Tony Dees	USA
1993	Colin Jackson	GBR
1995	Mark Crear	USA
1997	Mark Crear	USA
1999	Mark Crear	USA
2001	Anier García	CUB

400 Metres Hurdles (91.4)

1986	Andre Phillips	USA
1988	Danny Harris	USA
1990	Danny Harris	USA
1992	Kevin Young	USA
1994	Samuel Matete	ZAM
1996	Derrick Adkins	USA
1998	Stéphane Diagana	FRA
2000	Angelo Taylor	USA
2002	Felix Sánchez	DOM

High Jump

1986	Jim Howard	USA
1988	Javier Sotomayor	CUB
1990	Hollis Conway	USA
1992	Patrik Sjöberg	SWE
1994	Javier Sotomayor	CUB
1996	Patrik Sjöberg	SWE
1998	Javier Sotomayor	CUB
2000	Vyacheslav Voronin	RUS
2002	Stefan Holm	SWE

Pole Vault

1985	Sergey Bubka	URS
1987	Sergey Bubka	URS
1989	Rodion Gataullin	URS
1991	Sergey Bubka	URS
1993	Sergey Bubka	UKR
1995	Okkert Brits	RSA
1997	Sergey Bubka	UKR
1998	Maksim Tarasov	RUS
1999	Maksim Tarasov	RUS
2000	Tim Lobinger	GER
2002	Jeff Hartwig	USA

Long Jump

1985	Mike Conley	USA
1987	Larry Myricks	USA
1989	Larry Myricks	USA
1991	Llewellyn Starks	USA
1993	Mike Powell	USA
1995	Iván Pedroso	CUB
1997	Iván Pedroso	CUB
1999	Iván Pedroso	CUB
2001	Younès Moudrik	MAR

Triple Jump

1986	Mike Conley	USA
1988	Mike Conley	USA
1990	Mike Conley	USA
1992	Mike Conley	USA
1994	Mike Conley	USA
1996	Jonathan Edwards	GBR
1998	Charles Friedek	GER
2000	Jonathan Edwards	GBR
2002	Christian Olsson	SWE

Shot Put (7.26Kg)

1986	Werner Günthör	SUI
1988	Remigius Machura	TCH
1990	Ulf Timmermann	GDR
1992	Werner Günthör	SUI
1994	Randy Barnes	USA
1996	John Godina	USA
1998	John Godina	USA
2000	Andy Bloom	USA
2002	Adam Nelson	USA

Discus Throw (2Kg)

1985	Imrich Bugár	TCH
1987	Romas Ubartas	URS
1989	Wolfgang Schmidt	FRG
1991	Lars Riedel	GER
1993	Lars Riedel	GER
1995	Lars Riedel	GER
1997	Lars Riedel	GER
1999	Lars Riedel	GER
2001	Virgilijus Alekna	LTU

Hammer Throw (7.26kg)

1986	Yuriy Sedykh	URS
1988	Tibor Gécsek	HUN
1990	Yuriy Sedykh	URS
1992	Igor Astapkovich	BLR
1994	Andrey Abduvaliyev	TJK
1996	Lance Deal	USA
1998	Tibor Gécsek	HUN
2000	Andrey Skvaruk	UKR
2002	Koji Murofushi	JPN

Javelin Throw (800gm)

1985	Tom Petranoff	USA
1987	Tom Petranoff	USA
1989	Steve Backley	GBR
1991	Jan Železný	TCH
1993	Jan Železný	CZE
1995	Jan Železný	CZE
1997	Jan Železný	CZE
1999	Kóstas Gatsioudís	GRE
2001	Jan Železný	CZE

WOMEN**100 Metres**

1985	Alice Brown	USA
1987	Merlene Ottey	JAM
1989	Merlene Ottey	JAM
1991	Merlene Ottey	JAM
1993	Gwen Torrence	USA

200 Metres

1986	Evelyn Ashford	USA
1988	Grace Jackson	JAM
1990	Merlene Ottey	JAM
1992	Merlene Ottey	JAM
1995	Gwen Torrence	USA

400 Metres

1986	Diane Dixon	USA
1988	Ana Quirot	CUB
1990	Ana Quirot	CUB
1992	Sandie Richards	JAM
1994	Marie-José Pérec	FRA

100 Metres

1994	Merlene Ottey	JAM
1996	Merlene Ottey	JAM
1998	Marion Jones	USA
1999	Savatheda Fynes	BAH
2000	Chryste Gaines	USA
2002	Debbie Ferguson	BAH

800 Metres

1985	Jarmila Kratochvílová	TCH
1987	Ana Quirot	CUB
1989	Ana Quirot	CUB
1991	Ana Quirot	CUB
1993	Maria Mutola	MOZ
1995	Maria Mutola	MOZ
1997	Ana Quirot	CUB
1999	Maria Mutola	MOZ
2001	Maria Mutola	MOZ

100 Metres Hurdles (83.8cm)

1986	Yordanka Donkova	BUL
1988	Claudia Zaczkiewicz	FRG
1990	Monique Ewanjé-Épée	FRA
1992	Lynda Tolbert	USA
1994	Svetla Dimitrova	BUL
1996	Ludmila Engquist	SWE
1998	Michelle Freeman	JAM
2000	Gail Devers	USA
2002	Gail Devers	USA

Pole Vault

2001	Stacy Dragila	USA
------	---------------	-----

Shot Put (7.26Kg)

1985	Helena Fibingerová	TCH
1987	Helena Fibingerová	TCH
1989	Natalya Lisovskaya	URS
1991	Huang Zhihong	CHN
1993	Svetlana Krivelyova	RUS
1995	Astrid Kumbernuss	GER
1997	Astrid Kumbernuss	GER
1999	Nadine Kleinert	GER
2001	Astrid Kumbernuss	GER

Javelin Throw (600gm)

1986	Petra Felke	GDR
1988	Manuela Alizadeh	FRG
1990	Petra Felke	GDR
1992	Trine Hattestad	NOR
1994	Natalya Shikolenko	BLR
1996	Tanja Damaske	GER
1998	Tanja Damaske	GER
2000	Sonia Bisset	CUB
2002	Osleidys Menéndez	CUB

200 Metres

1997	Marion Jones	USA
2001	Myriam Mani	CMR

1500 Metres/One Mile (y)

1986	Maricica Puică	ROU
1987/y	Eily van Hulst	NED
1988	Paula Ivan	ROU
1989/y	Paula Ivan	ROU
1990	Doina Melinte	ROU
1991/y	Natalya Artyomova	URS
1992	Lyudmila Rogachova	RUS
1993/y	Lyubov Kremlyova	RUS
1994	Angela Chalmers	CAN
1996	Svetlana Masterkova	RUS
1997/y	Carla Sacramento	POR
1998	Svetlana Masterkova	RUS
1999	Violeta Szekely	ROU
2000	Violeta Szekely	ROU
2001	Violeta Szekely	ROU
2002	Yelena Zadorozhnyaya	RUS

400 Metres Hurdles (76.2cm)

1985	Judi Brown-King	USA
1987	Debbie Flintoff-King	AUS
1989	Sandra Farmer-Patrick	USA
1991	Sandra Farmer-Patrick	USA
1993	Sandra Farmer-Patrick	USA
1995	Kim Batten	USA
1997	Kim Batten	USA
1999	Deon Hemmings	JAM
2001	Tonja Buford-Bailey	USA

Long Jump

1985	Galina Chistyakova	URS
1987	Valy Ionescu	ROU
1989	Galina Chistyakova	URS
1990	Heike Drechsler	GDR
1992	Heike Drechsler	GER
1994	Jackie Joyner-Kersey	USA
1996	Inessa Kravets	UKR
1998	Marion Jones	USA
2000	Heike Drechsler	GER
2002	Maurren Maggi	BRA

Discus Throw (1Kg)

1986	Tsvetanka Khristova	BUL
1988	Hilda Ramos	CUB
1990	Ilke Wyludda	GDR
1992	Ilke Wyludda	GER
1994	Ilke Wyludda	GER
1996	Ilke Wyludda	GER
1998	Natalya Sadova	RUS
2000	Franka Dietzsch	GER
2002	Natalya Sadova	RUS

400 Metres

1996	Cathy Freeman	AUS
1998	Falilat Ogunkoya	NGR
2000	Lorraine Graham	JAM
2002	Ana Guevara	MEX

3000 Metres/5000 Metres

1985/3K	Mary Slaney	USA
1986/5K	Svetlana Guskova	URS
1987/3K	Maricica Puică	ROU
1988/5K	Liz McColgan	GBR
1989/3K	PattiSue Plumer	USA
1990/5K	PattiSue Plumer	USA
1991/3K	Susan Sirma	KEN
1992/5K	Sonia O'Sullivan	IRL
1993/3K	Sonia O'Sullivan	IRL
1994/5K	Sonia O'Sullivan	IRL
1995/3K	Sonia O'Sullivan	IRL
1996/5K	Roberta Brunet	ITA
1997/5K	Sally Barsosio	KEN
1998/3K	Gete Wami	ETH
1999/3K	Gabriela Szabo	ROU
2000/3K	Sonia O'Sullivan	IRL
2001/3K	Tatyana Tomashova	RUS
2002/3K	Gabriela Szabo	ROU

High Jump

1985	Stefka Kostadinova	BUL
1987	Stefka Kostadinova	BUL
1989	Jan Wohlschlag	USA
1991	Heike Henkel	GER
1993	Stefka Kostadinova	BUL
1995	Inga Babakova	UKR
1997	Inga Babakova	UKR
1999	Hestrie Cloete	RSA
2001	Hestrie Cloete	RSA

Triple Jump

1993	Iolanda Chen	RUS
1995	Anna Biryukova	RUS
1997	Ashia Hansen	GBR
1999	Ashia Hansen	GBR
2001	Tereza Marinova	BUL

Hammer Throw (4Kg)

2001	Kamila Skolimowska	POL
------	--------------------	-----

YEAR	FIRST	SECOND	THIRD
------	-------	--------	-------

IAAF WORLD CROSS CHALLENGE

Not continued after 1999/2000 season

OVERALL AWARDS

MEN

1990/91	Ondoro Osoro	KEN 115	Addis Abebe	ETH 113	Richard Chelimo	KEN 107
1991/92	Fita Bayissa	ETH 138	Ondoro Osoro	KEN 97	Dominic Kirui	KEN 88
1992/93	Ismael Kirui	KEN 116	Fita Bayissa	ETH 110	Dominic Kirui	KEN 103
1993/94	Haile Gebrselassie	ETH 107	William Sigei	KEN 97	Ismael Kirui	KEN 91
1994/95	Ismael Kirui	KEN 135	Paulo Guerra	POR 130	Salah Hissou	MAR 117
1995/96	Paul Tergat	KEN 125	James Kariuki	KEN 97	Joseph Kimani	KEN 64
1996/97	Paul Tergat	KEN 113	Bernard Barmasai	KEN 102	Jon Brown	GBR 83
1997/98	Paul Tergat	KEN 139	Thomas Nyariki	KEN 119	Paul Koech	KEN 113
1998/99	Paul Koech	KEN 118	Paul Tergat	KEN 97	Mohammed Mourhit	BEL 85
1999/00	Paul Tergat	KEN 107	Patrick Ivuti	KEN 104	Assefa Mezgebu	ETH 102

WOMEN

1990/91	Susan Sirma	KEN 125	Jane Ngotho	KEN 123	Derartu Tulu	ETH 88
1991/92	Catherina McKiernan	IRL 141	Albertina Dias	POR 123	Lucia Yishak	ETH 122
1992/93	Catherina McKiernan	IRL 141	Albertina Dias	POR 138	Esther Kiplagat	KEN 98
1993/94	Catherina McKiernan	IRL 141	Albertina Dias	POR 123	Margareta Keszeg	ROU 97
1994/95	Catherina McKiernan	IRL 135	Rose Cheruiyot	KEN 126	Catherine Kirui	KEN 100
1995/96	Rose Cheruiyot	KEN 138	Gabriela Szabo	ROU 109	Gete Wami	ETH 104
1996/97	Gete Wami	ETH 132	Elena Fidatof	ROU 118	Paula Radcliffe	GBR 99
1997/98	Merima Denboba	ETH 120	Paula Radcliffe	GBR 104	Jackline Maranga	KEN 98
1998/99	Gete Wami	ETH 144	Merima Denboba	ETH 79	Paula Radcliffe	GBR 72
1999/00	Lydia Cheromei	KEN 122	Gete Wami	ETH 119	Ayelech Worku	ETH 94

IAAF GOLDEN LEAGUE JACKPOT WINNERS

The IAAF Golden League ran from 1998 to 2009, replaced thereafter by the IAAF Diamond League

1998 (Those with victories at all six Golden League meetings plus the IAAF Grand Prix Final)

Total jackpot: \$1,000,000; Each below awarded \$333,333.33

Hicham El Guerrouj	MAR	1500 Metres
Haile Gebrselassie	ETH	3000/5000 Metres
Marion Jones	USA	100 Metres

1999 (Those with victories at all six Golden League meetings plus the IAAF Grand Prix Final)

Total jackpot: \$1,000,000; Each below awarded \$500,000

Wilson Kipketer	DEN	800 Metres
Gabriela Szabo	ROU	3000/5000 Metres

2000 (Those with victories at five or more of seven Golden League meetings plus participation in the IAAF Grand Prix Final)

Total jackpot: \$500,000; Each below awarded \$166,666.66

Gail Devers	USA	100 Metres Hurdles
Trine Hattestad	NOR	Javelin Throw
Tatyana Kotova	RUS	Long Jump

2001 (Those with victories at five or more of seven Golden League meetings)

Total jackpot: \$500,000; Each below originally awarded \$83,333.33

André Bucher	SUI	800 Metres
Hicham El Guerrouj	MAR	1500 Metres
Allen Johnson	USA	110 Metres Hurdles
Marion Jones	USA	100 Metres, though all these performances were annulled in 2008 for doping violations
Violeta Szekely	ROU	1500 Metres
Olga Yegorova	RUS	3000 Metres

2002 (Those with victories at all seven Golden League meetings)

Total jackpot: \$500,000; Each below originally awarded \$125,000

Hicham El Guerrouj	MAR	1500 Metres
Felix Sánchez	DOM	400 Metres Hurdles
Marion Jones	USA	100 Metres, though all these performances were annulled in 2008 for doping violations
Ana Guevara	MEX	400 Metres

2003 (One athlete with victories at all six Golden League meetings plus participation in the World Athletics Final)

Total jackpot: \$1,000,000

María Mutola	MOZ	800 Metres
--------------	-----	------------

2004 (Those with victories at all six Golden League meetings plus participation in the World Athletics Final)

Total jackpot: \$1,000,000; Each below awarded \$500,000

Christian Olsson	SWE	Triple Jump
Tonique Williams-Darling	BAH	400 Metres

2005 (One athlete with victories at all six Golden League meetings plus participation in the World Athletics Final)

Total jackpot: \$1,000,000

Tatyana Lebedeva	RUS	Triple Jump
------------------	-----	-------------

2006

Main jackpot \$500,000; secondary jackpot \$500,000

(Those with victories at all six Golden League meetings plus participation in the World Athletics Final). Each awarded \$249,999 (one third of main jackpot (\$166,666) plus one sixth of the secondary jackpot (\$83,333))

Asafa Powell	JAM	100 Metres
Jeremy Wariner	USA	400 Metres
Sanya Richards	USA	400 Metres

(Those with victories at five of the six Golden League meetings plus participation in the World Athletics Final). Each awarded \$83,333 (one sixth of secondary jackpot)

Kenenisa Bekele	ETH	5000 Metres
Irving Saladino	PAN	Long Jump
Tirunesh Dibaba	ETH	5000m

2007 (Those with victories at all six Golden League meetings plus participation in the World Athletics Final)

Total jackpot: \$1,000,000; Each below awarded \$500,000

Sanya Richards	USA	400 Metres
Yelena Isinbaeva	RUS	Pole Vault

2008 (One athlete with victories at all six Golden League meetings plus participation in the World Athletics Final)

Total jackpot: \$1,000,000

Pamela Jelimo	KEN	800 Metres
---------------	-----	------------

2009 (Those with victories at all six Golden League meetings plus participation in the World Athletics Final)

Total jackpot: \$1,000,000; Each below awarded \$333,333.33

Kenenisa Bekele	ETH	5000 Metres
Sanya Richards	USA	400 Metres
Yelena Isinbaeva	RUS	Pole Vault

IAAF GOLDEN EVENTS

This series of events were staged for men only

1978 One Mile – Tokyo

25 Sep	Steve Ovett	GBR	3:55.5	Francis Gonzalez	FRA	3:57.3	Graham Williamson	GBR	3:59.2
--------	-------------	-----	--------	------------------	-----	--------	-------------------	-----	--------

1979 Javelin Throw – Budapest

10 Jul	Arto Härkönen	FIN	90.18	Antero Puranen	FIN	89.40	Ferenc Paragi	HUN	85.38
--------	---------------	-----	-------	----------------	-----	-------	---------------	-----	-------

One Mile – Oslo

17 Jul	Sebastian Coe	GBR	3:48.95	Steve Scott	USA	3:51.11	Craig Masback	USA	3:52.02
--------	---------------	-----	---------	-------------	-----	---------	---------------	-----	---------

Sprints – Zürich

15 Aug	James Sanford	USA	30.54	Allan Wells	GBR	30.64	James Gilkes	GUY	30.67
--------	---------------	-----	-------	-------------	-----	-------	--------------	-----	-------

10,000 Metres – Bruxelles

4 Sep	Mick McLeod	GBR	27:39.76	Brendan Foster	GBR	27:41.23	Leon Schots	BEL	27:41.34
-------	-------------	-----	----------	----------------	-----	----------	-------------	-----	----------

1980 Pole Vault – Nice

17 Aug	Serge Ferreira	FRA	5.70	Pierre Houvion	FRA	5.60	Mariusz Klimczyk	POL	5.60
--------	----------------	-----	------	----------------	-----	------	------------------	-----	------

One Mile – London

25 Aug	Steve Ovett	GBR	3:52.84	Steve Scott	USA	3:52.92	John Walker	NZL	3:53.19
--------	-------------	-----	---------	-------------	-----	---------	-------------	-----	---------

1981 5000 Metres – Gateshead

7 Jun	Barry Smith	GBR	13:21.14	Tolossa Kotu	ETH	13:23.95	Bill McChesney	USA	13:24.66
-------	-------------	-----	----------	--------------	-----	----------	----------------	-----	----------

10,000m – Praha

19 Jun	Mick McLeod	GBR	27:59.38	Geoff Smith	GBR	27:59.43	Nick Rose	GBR	27:59.68
--------	-------------	-----	----------	-------------	-----	----------	-----------	-----	----------

Sprints – Berlin

21 Aug	Allan Wells	GBR	30.30	Mel Lattany	USA	30.86	Jeff Phillips	USA	30.97
--------	-------------	-----	-------	-------------	-----	-------	---------------	-----	-------

One Mile – Bruxelles

28 Aug	Sebastian Coe	GBR	3:47.33	Mike Boit	KEN	3:49.45	Steve Scott	USA	3:51.48
--------	---------------	-----	---------	-----------	-----	---------	-------------	-----	---------

1982 Marathon – Athina

7 Mar	Rodolfo Gómez	MEX	2:11:49	Vladimir Kotov	URS	2:13:34	Greg Meyer	USA	2:14:07
-------	---------------	-----	---------	----------------	-----	---------	------------	-----	---------

INTERNATIONAL ATHLETIC FOUNDATION ATHLETES OF THE YEAR

	Men		Women	
1988	Carl Lewis	USA	Florence Griffith Joyner	USA
1989	Roger Kingdom	USA	Ana Quirot	CUB
1990	Steve Backley	GBR	Merlene Ottey	JAM
1991	Carl Lewis	USA	Katrin Krabbe	GER
1992	Kevin Young	USA	Heike Henkel	GER
1993	Colin Jackson	GBR	Sally Gunnell	GBR
1994	Noureddine Morceli	ALG	Jackie Joyner-Kersey	USA
1995	Jonathan Edwards	GBR	Gwen Torrence	USA
1996	Michael Johnson	USA	Svetlana Masterkova	RUS
1997	Wilson Kipketer	DEN	Marion Jones	USA
1998	Haile Gebrselassie	ETH	Marion Jones	USA
1999	Michael Johnson	USA	Gabriela Szabo	ROU
2000	Jan Železný	CZE	Marion Jones*	USA
2001	Hicham El Guerrouj	MAR	Stacy Dragila	USA
2002	Hicham El Guerrouj	MAR	Paula Radcliffe	GBR
2003	Hicham El Guerrouj	MAR	Hestrie Cloete	RSA
2004	Kenenisa Bekele	ETH	Yelena Isinbaeva	RUS
2005	Kenenisa Bekele	ETH	Yelena Isinbaeva	RUS
2006	Asafa Powell	JAM	Sanya Richards	USA
2007	Tyson Gay	USA	Meseret Defar	ETH
2008	Usain Bolt	JAM	Yelena Isinbaeva	RUS
2009	Usain Bolt	JAM	Sanya Richards	USA
2010	David Rudisha	KEN	Blanka Vlašić	CRO
2011	Usain Bolt	JAM	Sally Pearson	AUS
2012	Usain Bolt	JAM	Allyson Felix	USA
2013	Usain Bolt	JAM	Shelly-Ann Fraser-Pryce	JAM
2014	Renaud Lavillenie	FRA	Valerie Adams	NZL

* In 2008 Jones admitted doping violations dating back to 2000 and was stripped of the five Olympic medals she won that year. The other two women shortlisted that year were Cathy Freeman AUS and Stacy Dragila USA



OLYMPIC GAMES

There are several shades of opinion over the details of early Olympic results. Names, nationalities and even representative countries were not always documented. Further comments are welcomed by the Editor

Venues - 1896: Athina; 1900: Paris; 1904: St. Louis; 1906: Athina; 1908: London; 1912: Stockholm; 1920: Antwerpen; 1924: Paris; 1928: Amsterdam; 1932: Los Angeles; 1936: Berlin; 1948: London; 1952: Helsinki; 1956: Melbourne; 1960: Roma; 1964: Tokyo; 1968: Ciudad de México; 1972: München; 1976: Montréal; 1980: Moskva; 1984: Los Angeles; 1988: Seoul; 1992: Barcelona; 1996: Atlanta; 2000: Sydney; 2004: Athina; 2008: Beijing; 2012: London; 2016: Rio de Janeiro; 2020: Tokyo

YEAR	GOLD		SILVER		BRONZE		Wind			
MEN										
100 Metres										
1896	Thomas Burke	USA	12.0	Fritz Hofmann	GER	12.2	Alajos Szokolyi	HUN	12.6	
1900	Frank Jarvis	USA	11.0	Walter Tewksbury	USA	11.1	Stan Rowley	AUS	11.2	
1904	Archie Hahn	USA	11.0	Nate Cartmell	USA	11.2	William Hogenson	USA	11.3	
1906	Archie Hahn	USA	11.2	Fay Moulton	USA	11.4	Nigel Barker	AUS	11.4	
1908	Reggie Walker	RSA	10.7	James Rector	USA	10.8	Robert Kerr	CAN	10.8	
1912	Ralph Craig	USA	10.8	Alvah Meyer	USA	10.9	Donald Lippincott	USA	10.9	
1920	Charles Paddock	USA	10.8	Morris Kirksey	USA	10.8	Harry Edward	GBR	10.9	
1924	Harold Abrahams	GBR	10.6	Jackson Scholz	USA	10.7	Arthur Porritt	NZL	10.8	
1928	Percy Williams	CAN	10.8	Jack London	GBR	10.9	Georg Lammers	GER	10.9	
1932	Eddie Tolan	USA	10.38	Ralph Metcalfe	USA	10.38	Arthur Jonath	GER	10.50	
1936	Jesse Owens	USA	10.3w	Ralph Metcalfe	USA	10.4	Martinus Osendarp	NED	10.5	2.7
1948	Harrison Dillard	USA	10.3	Barney Ewell	USA	10.4	Lloyd LaBeach	PAN	10.6	1.6
1952	Lindy Remigino	USA	10.79	Herb McKenley	JAM	10.80	McDonald Bailey	GBR	10.83	
1956	Bobby Morrow	USA	10.62	Thane Baker	USA	10.77	Hector Hogan	AUS	10.77	-2.0
1960	Armin Hary	GER	10.32	David Sime	USA	10.35	Peter Radford	GBR	10.42	0.0
1964	Bob Hayes	USA	10.06	Enrique Figuerola	CUB	10.25	Harry Jerome	CAN	10.27	1.1
1968	Jim Hines	USA	9.95	Lennox Miller	JAM	10.04	Charlie Greene	USA	10.07	0.3
1972	Valeriy Borzov	URS	10.14	Robert Taylor	USA	10.24	Lennox Miller	JAM	10.33	0.3
1976	Hasely Crawford	TRI	10.06	Don Quarrie	JAM	10.07	Valeriy Borzov	URS	10.14	0.0
1980	Allan Wells	GBR	10.25	Silvio Leonard	CUB	10.25	Petur Petrov	BUL	10.39	1.2
1984	Carl Lewis	USA	9.99	Sam Graddy	USA	10.19	Ben Johnson	CAN	10.22	0.2
1988	Carl Lewis	USA	9.92	Linford Christie	GBR	9.97	Calvin Smith	USA	9.99	1.1
1992	Linford Christie	GBR	9.96	Frankie Fredericks	NAM	10.02	Dennis Mitchell	USA	10.04	0.5
1996	Donovan Bailey	CAN	9.84	Frankie Fredericks	NAM	9.89	Ato Boldon	TRI	9.90	0.7
2000	Maurice Greene	USA	9.87	Ato Boldon	TRI	9.99	Obadele Thompson	BAR	10.04	-0.3
2004	Justin Gatlin	USA	9.85	Francis Obikwelu	POR	9.86	Maurice Greene	USA	9.87	0.6
2008	Usain Bolt	JAM	9.69	Richard Thompson	TRI	9.89	Walter Dix	USA	9.91	0.0
2012	Usain Bolt	JAM	9.63	Yohan Blake	JAM	9.75	Justin Gatlin	USA	9.79	1.5

200 Metres

1896: Not contested

YEAR	GOLD		SILVER		BRONZE		Wind			
1900	Walter Tewksbury	USA	22.2	Norman Pritchard	GBR	22.5	Stan Rowley	AUS	22.6	
1904	Archie Hahn	USA	21.6	Nate Cartmell	USA	21.9	William Hogenson	USA	22.1	
1906	Not contested									
1908	Robert Kerr	CAN	22.6	Robert Cloughen	USA	22.6	Nate Cartmell	USA	22.7	
1912	Ralph Craig	USA	21.7	Donald Lippincott	USA	21.8	Willie Applegarth	GBR	22.0	
1920	Allen Woodring	USA	22.0	Charles Paddock	USA	22.0	Harry Edward	GBR	22.2	
1924	Jackson Scholz	USA	21.6	Charles Paddock	USA	21.7	Eric Liddell	GBR	21.9	
1928	Percy Williams	CAN	21.8	Walter Rangleley	GBR	21.9	Helmut Körnig	GER	21.9	
1932	Eddie Tolan	USA	21.12	George Simpson	USA	21.4	Ralph Metcalfe	USA	21.5	
1936	Jesse Owens	USA	20.7	Mack Robinson	USA	21.1	Martinus Osendarp	NED	21.3	
1948	Mel Patton	USA	21.1	Barney Ewell	USA	21.1	Lloyd LaBeach	PAN	21.2	<0
1952	Andy Stanfield	USA	20.81	Thane Baker	USA	20.97	James Gathers	USA	21.08	1.0
1956	Bobby Morrow	USA	20.75	Andy Stanfield	USA	20.97	Thane Baker	USA	21.05	
1960	Livio Berruti	ITA	20.62	Lester Carney	USA	20.69	Abdoulaye Seye	FRA	20.83	
1964	Henry Carr	USA	20.36	Paul Drayton	USA	20.58	Edwin Roberts	TRI	20.63	-0.7
1968	Tommie Smith	USA	19.83	Peter Norman	AUS	20.06	John Carlos	USA	20.10	0.9
1972	Valeriy Borzov	URS	20.00	Larry Black	USA	20.19	Pietro Mennea	ITA	20.30	0.0
1976	Don Quarrie	JAM	20.22	Millard Hampton	USA	20.29	Dwayne Evans	USA	20.43	0.8
1980	Pietro Mennea	ITA	20.19	Allan Wells	GBR	20.21	Don Quarrie	JAM	20.29	0.9
1984	Carl Lewis	USA	19.80	Kirk Baptiste	USA	19.96	Thomas Jefferson	USA	20.26	-0.9

YEAR	GOLD			SILVER			BRONZE			Wind
1988	Joe DeLoach	USA	19.75	Carl Lewis	USA	19.79	Robson da Silva	BRA	20.04	1.7
1992	Michael Marsh	USA	20.01	Frankie Fredericks	NAM	20.13	Michael Bates	USA	20.38	-1.0
1996	Michael Johnson	USA	19.32	Frankie Fredericks	NAM	19.68	Ato Boldon	TRI	19.80	0.4
2000	Kostas Kederis	GRE	20.09	Darren Campbell	GBR	20.14	Ato Boldon	TRI	20.20	-0.6
2004	Shawn Crawford	USA	19.79	Bernard Williams	USA	20.01	Justin Gatlin	USA	20.03	1.2
2008	Usain Bolt	JAM	19.30	Shawn Crawford	USA	19.96	Walter Dix	USA	19.98	0.9
2012	Usain Bolt	JAM	19.32	Yohan Blake	JAM	19.44	Warren Weir	JAM	19.84	0.4

400 Metres

1896	Thomas Burke	USA	54.2	Herbert Jamison	USA	55.2	Charles Gmelin	GBR	58.0
1900	Maxie Long	USA	49.4	William Holland	USA	49.6	Ernst Schulz	DEN	52.4
1904	Harry Hillman	USA	49.2	Frank Waller	USA	49.9	Herman Groman	USA	50.0
1906	Paul Pilgrim	USA	53.2	Wyndham Halswelle	GBR	53.8	Nigel Barker	AUS	54.1
1908	Wyndham Halswelle	GBR	50.0	-	-	-	-	-	-
1912	Charles Reidpath	USA	48.2	Hanns Braun	GER	48.3	Edward Lindberg	USA	48.4
1920	Bevil Rudd	RSA	49.6	Guy Butler	GBR	49.9	Nils Engdahl	SWE	50.0
1924	Eric Liddell	GBR	47.6	Horatio Fitch	USA	48.4	Guy Butler	GBR	48.6
1928	Ray Barbuti	USA	47.8	James Ball	CAN	47.9	Joachim Büchner	GER	48.1
1932	Bill Carr	USA	46.28	Ben Eastman	USA	46.50	Alex Wilson	CAN	47.4
1936	Archie Williams	USA	46.66	Godfrey Brown	GBR	46.68	James LuValle	USA	46.84
1948	Arthur Wint	JAM	46.3	Herb McKenley	JAM	46.6	Mal Whitfield	USA	47.0
1952	George Rhoden	JAM	46.09	Herb McKenley	JAM	46.20	Ollie Matson	USA	46.94
1956	Charles Jenkins	USA	46.85	Karl-Friedrich Haas	GER	47.12	Voitto Hellsten	FIN	47.15
							Ardalion Ignatyev	URS	47.15
1960	Otis Davis	USA	45.07	Carl Kaufmann	GER	45.08	Malcolm Spence	RSA	45.60
1964	Mike Larrabee	USA	45.15	Wendell Mottley	TRI	45.24	Andrzej Baderński	POL	45.64
1968	Lee Evans	USA	43.86	Larry James	USA	43.97	Ron Freeman	USA	44.41
1972	Vince Matthews	USA	44.66	Wayne Collett	USA	44.80	Julius Sang	KEN	44.92
1976	Alberto Juantorena	CUB	44.26	Fred Newhouse	USA	44.40	Herman Frazier	USA	44.95
1980	Viktor Markin	URS	44.60	Rick Mitchell	AUS	44.84	Frank Schaffer	GDR	44.87
1984	Alonzo Babers	USA	44.27	Gabriel Tiacoh	CIV	44.54	Antonio McKay	USA	44.71
1988	Steve Lewis	USA	43.87	Butch Reynolds	USA	43.93	Danny Everett	USA	44.09
1992	Quincy Watts	USA	43.50	Steve Lewis	USA	44.21	Samson Kitur	KEN	44.24
1996	Michael Johnson	USA	43.49	Roger Black	GBR	44.41	Davis Kamoga	UGA	44.53
2000	Michael Johnson	USA	43.84	Alvin Harrison	USA	44.40	Greg Haughton	JAM	44.70
2004	Jeremy Wariner	USA	44.00	Otis Harris	USA	44.16	Derrick Brew	USA	44.42
2008	LaShawn Merritt	USA	43.75	Jeremy Wariner	USA	44.74	David Neville	USA	44.80
2012	Kirani James	GRN	43.94	Luguelin Santos	DOM	44.46	Lalonde Gordon	TRI	44.52

800 Metres

1896	Edwin Flack	AUS	2:11.0	Nándor Dáni	HUN	2:11.8	Dimitrios Golemis	GRE	2:28.0
1900	Alfred Tysoe	GBR	2:01.2	John Cregan	USA	2:01.8	David Hall	USA	2:05.0
1904	James Lightbody	USA	1:56.0	Howard Valentine	USA	1:56.3	Emil Breitkreutz	USA	1:56.4
1906	Paul Pilgrim	USA	2:01.5	James Lightbody	USA	2:01.6	Wyndham Halswelle	GBR	2:03.0
1908	Mel Sheppard	USA	1:52.8	Emilio Lunghi	ITA	1:54.2	Hanns Braun	GER	1:55.2
1912	Ted Meredith	USA	1:51.9	Mel Sheppard	USA	1:52.0	Ira Davenport	USA	1:52.0
1920	Albert Hill	GBR	1:53.4	Earl Eby	USA	1:53.7	Bevil Rudd	RSA	1:53.7
1924	Douglas Lowe	GBR	1:52.4	Paul Martin	SUI	1:52.5	Schuyler Enck	USA	1:52.9
1928	Douglas Lowe	GBR	1:51.8	Erik Byléhn	SWE	1:52.8	Hermann Engelhard	GER	1:53.2
1932	Tommy Hampson	GBR	1:49.70	Alex Wilson	CAN	1:49.9	Phil Edwards	CAN	1:51.5
1936	John Woodruff	USA	1:52.9	Mario Lanzi	ITA	1:53.3	Phil Edwards	CAN	1:53.6
1948	Mal Whitfield	USA	1:49.3	Arthur Wint	JAM	1:49.6	Marcel Hansenne	FRA	1:50.1
1952	Mal Whitfield	USA	1:49.34	Arthur Wint	JAM	1:49.63	Heinz Ulzheimer	GER	1:49.78
1956	Tom Courtney	USA	1:47.75	Derek Johnson	GBR	1:47.88	Audun Boysen	NOR	1:48.25
1960	Peter Snell	NZL	1:46.48	Roger Moens	BEL	1:46.55	George Kerr	BWI	1:47.25
1964	Peter Snell	NZL	1:45.1	Bill Crothers	CAN	1:45.6	Wilson Kiprugut	KEN	1:45.9
1968	Ralph Doubell	AUS	1:44.40	Wilson Kiprugut	KEN	1:44.57	Tom Farrell	USA	1:45.46
1972	Dave Wottle	USA	1:45.86	Yevgeniy Arzhanov	URS	1:45.89	Mike Boit	KEN	1:46.01
1976	Alberto Juantorena	CUB	1:43.50	Ivo Van Damme	BEL	1:43.86	Rick Wohlhuter	USA	1:44.12
1980	Steve Ovett	GBR	1:45.40	Sebastian Coe	GBR	1:45.85	Nikolay Kirov	URS	1:45.94
1984	Joaquim Cruz	BRA	1:43.00	Sebastian Coe	GBR	1:43.64	Earl Jones	USA	1:43.83
1988	Paul Ereng	KEN	1:43.45	Joaquim Cruz	BRA	1:43.90	Said Aouita	MAR	1:44.06
1992	William Tanui	KEN	1:43.66	Nixon Kiprotich	KEN	1:43.70	Johnny Gray	USA	1:43.97
1996	Vebjorn Rodal	NOR	1:42.58	Hezekiel Sepeng	RSA	1:42.74	Fred Onyancha	KEN	1:42.79
2000	Nils Schumann	GER	1:45.08	Wilson Kipketer	DEN	1:45.14	Djabir Said-Guerni	ALG	1:45.16
2004	Yuriy Borzakovskiy	RUS	1:44.45	Mbulaeni Mulaudzi	RSA	1:44.61	Wilson Kipketer	DEN	1:44.65
2008	Wilfred Bungei	KEN	1:44.65	Ahmed Ismail	SUD	1:44.70	Alfred Kirwa Yego	KEN	1:44.82
2012	David Rudisha	KEN	1:40.91	Nijel Amos	BOT	1:41.73	Timothy Kitum	KEN	1:42.53

YEAR	GOLD		SILVER		BRONZE	
1500 Metres						
1896	Edwin Flack	AUS	4:33.2	Arthur Blake	USA	4:34.0
1900	Charles Bennett	GBR	4:06.2	Henri Deloge	FRA	4:07.2
1904	James Lightbody	USA	4:05.4	William Verner	USA	4:06.8
1906	James Lightbody	USA	4:12.0	John McGough	GBR	4:12.6
1908	Mei Sheppard	USA	4:03.4	Harold Wilson	GBR	4:03.6
1912	Arnold Jackson	GBR	3:56.8	Abel Kiviat	USA	3:56.9
1920	Albert Hill	GBR	4:01.8	Philip Baker	GBR	4:02.4
1924	Paavo Nurmi	FIN	3:53.6	Willy Schärer	SUI	3:55.0
1928	Harri Larva	FIN	3:53.2	Jules Ladoumègue	FRA	3:53.8
1932	Luigi Beccali	ITA	3:51.20	Jerry Cornes	GBR	3:52.6
1936	Jack Lovelock	NZL	3:47.8	Glenn Cunningham	USA	3:48.4
1948	Henry Eriksson	SWE	3:49.8	Lennart Strand	SWE	3:50.4
1952	Josy Barthel	LUX	3:45.28	Bob McMillen	USA	3:45.39
1956	Ron Delany	IRL	3:41.49	Klaus Richtzenhain	GER	3:42.02
1960	Herb Elliott	AUS	3:35.6	Michel Jazy	FRA	3:38.4
1964	Peter Snell	NZL	3:38.1	Josef Odložil	CZE	3:39.6
1968	Kip Keino	KEN	3:34.91	Jim Ryun	USA	3:37.89
1972	Pekka Vasala	FIN	3:36.33	Kip Keino	KEN	3:36.81
1976	John Walker	NZL	3:39.17	Ivo Van Damme	BEL	3:39.27
1980	Sebastian Coe	GBR	3:38.40	Jürgen Straub	GDR	3:38.80
1984	Sebastian Coe	GBR	3:32.53	Steve Cram	GBR	3:33.40
1988	Peter Rono	KEN	3:35.96	Peter Elliott	GBR	3:36.15
1992	Fermin Cacho	ESP	3:40.12	Rachid El Basir	MAR	3:40.62
1996	Noureddine Morceli	ALG	3:35.78	Fermin Cacho	ESP	3:36.40
2000	Noah Ngeny	KEN	3:32.07	Hicham El Guerrouj	MAR	3:32.32
2004	Hicham El Guerrouj	MAR	3:34.18	Bernard Lagat	KEN	3:34.30
2008	Asbel Kiprop	KEN	3:33.11	Nick Willis	NZL	3:34.16
2012	Taufik Makhloufi	ALG	3:34.08	Leon Manzano	USA	3:34.79
						Albin Lermusiaux FRA 4:36.0
						John Bray USA 4:10.0
						Lacey Hearn USA -
						Kristian Hallström SWE 4:13.4
						Norman Hallows GBR 4:04.0
						Norman Taber USA 3:56.9
						Lawrence Shields USA 4:03.1
						Henry Stallard GBR 3:55.6
						Eino Purje FIN 3:56.4
						Phil Edwards CAN 3:52.8
						Luigi Beccali ITA 3:49.2
						Willem Slijkhuis NED 3:50.4
						Werner Lueg GER 3:45.67
						John Landy AUS 3:42.03
						István Rózsavölgyi HUN 3:39.2
						John Davies NZL 3:39.6
						Bodo Tümmler FRG 3:39.08
						Rod Dixon NZL 3:37.46
						Paul-Heinz Wellmann FRG 3:39.33
						Steve Ovett GBR 3:38.99
						José Abascal ESP 3:34.30
						Jens-Peter Herold GDR 3:36.21
						Mohammed Suleiman QAT 3:40.69
						Stephen Kipkorir KEN 3:36.72
						Bernard Lagat KEN 3:32.44
						Rui Silva POR 3:34.68
						Mehdi Baala FRA 3:34.21
						Abdelaati Igider MAR 3:35.13

5000 Metres*1896 & 1908: Not contested*

1912	Hannes Kolehmainen	FIN	14:36.6	Jean Bouin	FRA	14:36.7	George Hutson	GBR	15:07.6
1920	Joseph Guillemot	FRA	14:55.6	Paavo Nurmi	FIN	15:00.0	Erik Backman	SWE	15:13.0
1924	Paavo Nurmi	FIN	14:31.2	Ville Ritola	FIN	14:31.4	Edvin Wide	SWE	15:01.8
1928	Ville Ritola	FIN	14:38.0	Paavo Nurmi	FIN	14:40.0	Edvin Wide	SWE	14:41.2
1932	Lauri Lehtinen	FIN	14:29.91	Ralph Hill	USA	14:30.0	Lauri Virtanen	FIN	14:44.0
1936	Gunnar Höckert	FIN	14:22.2	Lauri Lehtinen	FIN	14:25.8	Henry Jonsson	SWE	14:29.0
1948	Gaston Reiff	BEL	14:17.6	Emil Zátopek	CZE	14:17.8	Willem Slijkhuis	NED	14:26.8
1952	Emil Zátopek	CZE	14:06.72	Alain Mimoun	FRA	14:07.58	Herbert Schade	GER	14:08.80
1956	Vladimir Kuts	URS	13:39.86	Gordon Pirie	GBR	13:50.78	Derek Ibbotson	GBR	13:54.60
1960	Murray Halberg	NZL	13:43.76	Hans Grodotzki	GER	13:45.01	Kazimierz Zimny	POL	13:45.09
1964	Bob Schul	USA	13:48.8	Harald Norpoth	GER	13:49.6	Bill Dellinger	USA	13:49.8
1968	Mohamed Gammoudi	TUN	14:05.01	Kipchoge Keino	KEN	14:05.16	Naftali Temu	KEN	14:06.41
1972	Lasse Viren	FIN	13:26.42	Mohamed Gammoudi	TUN	13:27.33	Ian Stewart	GBR	13:27.61
1976	Lasse Viren	FIN	13:24.76	Dick Quax	NZL	13:25.16	Klaus-Peter Hildenbrand	FRG	13:25.38
1980	Miruts Yifter	ETH	13:20.91	Suleiman Nyambui	TAN	13:21.60	Kaarlo Maaninka	FIN	13:22.00
1984	Said Aouita	MAR	13:05.59	Marius Ryffel	SUI	13:07.54	António Leitão	POR	13:09.20
1988	John Nguigi	KEN	13:11.70	Dieter Baumann	FRG	13:15.52	Hansjörg Kunze	GDR	13:15.73
1992	Dieter Baumann	GER	13:12.52	Paul Bitok	KEN	13:12.71	Fita Bayissa	ETH	13:13.03
1996	Vénuste Niyongabo	BDI	13:07.96	Paul Bitok	KEN	13:08.16	Khalid Boulami	MAR	13:08.37
2000	Million Wolde	ETH	13:35.49	Ali Saïdi Sief	ALG	13:36.20	Brahim Lahlafi	MAR	13:36.47
2004	Hicham El Guerrouj	MAR	13:14.39	Kenenisa Bekele	ETH	13:14.59	Eliud Kipchoge	KEN	13:15.10
2008	Kenenisa Bekele	ETH	12:57.82	Eliud Kipchoge	KEN	13:02.80	Edwin Soi	KEN	13:06.22
2012	Mohamed Farah	GBR	13:41.66	Dejen Gebremeskel	ETH	13:41.98	Thomas Longosiwa	KEN	13:42.36

10,000 Metres*1896 to 1908: Not contested*

1912	Hannes Kolehmainen	FIN	31:20.8	Louis Tewanima	USA	32:06.6	Albin Stenroos	FIN	32:21.8
1920	Paavo Nurmi	FIN	31:45.8	Joseph Guillemot	FRA	31:47.2	James Wilson	GBR	31:50.8
1924	Ville Ritola	FIN	30:23.2	Edvin Wide	SWE	30:55.2	Eero Berg	FIN	31:43.0
1928	Paavo Nurmi	FIN	30:18.8	Ville Ritola	FIN	30:19.4	Edvin Wide	SWE	31:00.8
1932	Janusz Kusocinski	POL	30:11.42	Volmari Iso-Hollo	FIN	30:12.6	Lauri Virtanen	FIN	30:35.0
1936	Ilmari Salminen	FIN	30:15.4	Arvo Askola	FIN	30:15.6	Volmari Iso-Hollo	FIN	30:20.2
1948	Emil Zátopek	CZE	29:59.6	Alain Mimoun	FRA	30:47.4	Bertil Albertsson	SWE	30:53.6
1952	Emil Zátopek	CZE	29:17.0	Alain Mimoun	FRA	29:32.8	Aleksandr Anufriyev	URS	29:48.2
1956	Vladimir Kuts	URS	28:45.59	József Kovács	HUN	28:52.36	Allan Lawrence	AUS	28:53.59
1960	Pyotr Bolotnikov	URS	28:32.18	Hans Grodotzki	GER	28:37.22	David Power	AUS	28:37.65
1964	Billy Mills	USA	28:24.4	Mohamed Gammoudi	TUN	28:24.8	Ron Clarke	AUS	28:25.8

YEAR	GOLD		SILVER		BRONZE				
1968	Naftali Temu	KEN	29:27.40	Mamo Wolde	ETH	29:27.75	Mohamed Gammoudi	TUN	29:34.2
1972	Lasse Viren	FIN	27:38.35	Emiel Puttemans	BEL	27:39.58	Miruts Yifter	ETH	27:40.96
1976	Lasse Viren	FIN	27:40.38	Carlos Lopes	POR	27:45.17	Brendan Foster	GBR	27:54.92
1980	Miruts Yifter	ETH	27:42.69	Kaarlo Maaninka	FIN	27:44.28	Mohamed Kedir	ETH	27:44.64
1984	Alberto Cova	ITA	27:47.54	Mick McLeod	GBR	28:06.22	Mike Musyoki	KEN	28:06.46
1988	Brahim Boutayeb	MAR	27:21.46	Salvatore Antibo	ITA	27:23.55	Kipkemboi Kimeli	KEN	27:25.16
1992	Khalid Skah	MAR	27:46.70	Richard Chelimo	KEN	27:47.72	Addis Abebe	ETH	28:00.07
1996	Haile Gebrselassie	ETH	27:07.34	Paul Tergat	KEN	27:08.17	Salah Hissou	MAR	27:24.67
2000	Haile Gebrselassie	ETH	27:18.20	Paul Tergat	KEN	27:18.29	Assefa Mezgebu	ETH	27:19.75
2004	Kenenisa Bekele	ETH	27:05.10	Sileshi Sihine	ETH	27:09.39	Zersenay Tadese	ERI	27:22.57
2008	Kenenisa Bekele	ETH	27:01.17	Sileshi Sihine	ETH	27:02.77	Micah Kogo	KEN	27:04.11
2012	Mohamed Farah	GBR	27:30.42	Glenn Rupp	USA	27:30.90	Tariku Bekele	ETH	27:31.43

Marathon

1896 ^{40Km}	Spyridon Louis	GRE	2:58:50	Harilaos Vasilakos	GRE	3:06:03	Gyula Kellner	HUN	3:06:35
1900 ^{40.26Km}	Michel Théato	FRA	2:59:45	Émile Champion	FRA	3:04:17	Ernst Fast	SWE	3:37:14
1904 ^{41Km}	Thomas Hicks	USA	3:28:53	Albert Corey	FRA	3:34:52	Arthur Newton	USA	3:47:33
1906 ^{41.86Km}	Billy Sherring	CAN	2:51:23.6	John Svanberg	SWE	2:58:20.8	William Frank	USA	3:00:46.8
1908	John Hayes	USA	2:55:18.4	Charles Hefferon	RSA	2:56:06.0	Joseph Forshaw	USA	2:57:10.4
1912 ^{40.2Km}	Kenneth MacArthur	RSA	2:36:54.8	Christian Gitsham	RSA	2:37:52.0	Gaston Strobino	USA	2:38:42.4
1920 ^{42.75Km}	Hannes Kolehmainen	FIN	2:32:35.8	Jüri Lossman	EST	2:32:48.6	Valerio Arri	ITA	2:36:32.8
1924	Albin Stenroos	FIN	2:41:22.6	Romeo Bertini	ITA	2:47:19.6	Clarence DeMar	USA	2:48:14.0
1928	Boughèra El Ouafi	FRA	2:32:57	Manuel Plaza	CHI	2:33:23	Martti Marttinen	FIN	2:35:02
1932	Juan Carlos Zabala	ARG	2:31:36	Sam Ferris	GBR	2:31:55	Armas Toivonen	FIN	2:32:12
1936	Sohn Kee-Chung	JPN	2:29:19.2	Ernie Harper	GBR	2:31:23.2	Nam Sung-Yong	JPN	2:31:42.0
1948	Delfo Cabrera	ARG	2:34:51.6	Tom Richards	GBR	2:35:07.6	Etienne Gailly	BEL	2:35:33.6
1952	Emil Zátopek	CZE	2:23:03.2	Reinaldo Gorno	ARG	2:25:35.0	Gustaf Jansson	SWE	2:26:07.0
1956	Alain Mimoun	FRA	2:25:00	Franjo Mihalic	YUG	2:26:32	Veikko Karvonen	FIN	2:27:47
1960	Abebe Bikila	ETH	2:15:16.2	Rhadi ben Abdesslem	MAR	2:15:41.6	Barry Magee	NZL	2:17:18.2
1964	Abebe Bikila	ETH	2:12:11.2	Basil Heatley	GBR	2:16:19.2	Kokichi Tsuburaya	JPN	2:16:22.8
1968	Mamo Wolde	ETH	2:20:26.4	Kenji Kimihara	JPN	2:23:31.0	Michael Ryan	NZL	2:23:45.0
1972	Frank Shorter	USA	2:12:19.8	Karel Lismond	BEL	2:14:31.8	Mamo Wolde	ETH	2:15:08.4
1976	Waldemar Cierpinski	GDR	2:09:55.0	Frank Shorter	USA	2:10:45.8	Karel Lismond	BEL	2:11:12.6
1980	Waldemar Cierpinski	GDR	2:11:03	Gerard Nijboer	NED	2:11:20	Satymkul Dzhumanazarov	URS	2:11:35
1984	Carlos Lopes	POR	2:09:21	John Treacy	IRL	2:09:56	Charlie Spedding	GBR	2:09:58
1988	Gelindo Bordin	ITA	2:10:32	Douglas Wakiihuri	KEN	2:10:47	Ahmed Salah	DJI	2:10:59
1992	Hwang Young-cho	KOR	2:13:23	Koichi Morishita	JPN	2:13:45	Stephan Freigang	GER	2:14:00
1996	Josia Thugwane	RSA	2:12:36	Lee Bong-Ju	KOR	2:12:39	Eric Wainaina	KEN	2:12:44
2000	Gezahegn Abera	ETH	2:10:11	Eric Wainaina	KEN	2:10:31	Tesfaye Tola	ETH	2:11:10
2004	Stefano Baldini	ITA	2:10:55	Meb Keflezighi	USA	2:11:29	Vanderlede de Lima	BRA	2:12:11
2008	Samuel Wanjiru	KEN	2:06:32	Jaouad Gharib	MAR	2:07:16	Tsegay Kebede	ETH	2:10:00
2012	Stephen Kiprotich	UGA	2:08:01	Abel Kirui	KEN	2:08:27	Wilson Kipsang	KEN	2:09:37

3000 Metres Steeplechase*1896 to 1912: Not contested*

1920	Percy Hodge	GBR	10:00.4	Patrick Flynn	USA	10:00.4	Ernesto Ambrosini	ITA	10:21.0
1924	Ville Ritola	FIN	9:33.6	Elias Katz	FIN	9:44.0	Paul Bontemps	FRA	9:45.2
1928	Toivo Loukola	FIN	9:21.70	Paavo Nurmi	FIN	9:31.2	Ove Andersen	FIN	9:35.6
1932 ^{2460m}	Volmari Iso-Hollo	FIN	10:33.4	Thomas Evenson	GBR	10:46.0	Joe McCluskey	USA	10:46.2
1936	Volmari Iso-Hollo	FIN	9:03.8	Kalle Tuominen	FIN	9:06.8	Alfred Dompert	GER	9:07.2
1948	Tore Sjöstrand	SWE	9:04.6	Erik Eimsäter	SWE	9:08.2	Göte Hagström	SWE	9:11.8
1952	Horace Ashenfelter	USA	8:45.68	Vladimir Kazantsev	URS	8:51.52	John Disley	GBR	8:51.94
1956	Chris Brasher	GBR	8:41.35	Sándor Rozsnyói	HUN	8:43.68	Ernst Larsen	NOR	8:44.05
1960	Zdzislaw Krzyszkowiak	POL	8:34.30	Nikolay Sokolov	URS	8:36.55	Semyon Rzhishchin	URS	8:42.34
1964	Gaston Roelants	BEL	8:30.8	Maurice Herriott	GBR	8:32.4	Ivan Belayev	URS	8:33.8
1968	Amos Biwott	KEN	8:51.02	Benjamin Kogo	KEN	8:51.56	George Young	USA	8:51.86
1972	Kip Keino	KEN	8:23.64	Ben Jipcho	KEN	8:24.62	Tapio Kantanen	FIN	8:24.66
1976	Anders Gärderud	SWE	8:08.02	Bronislaw Malinowski	POL	8:09.11	Frank Baumgartl	GDR	8:10.36
1980	Bronislaw Malinowski	POL	8:09.70	Filbert Bayi	TAN	8:12.48	Eshetu Tura	ETH	8:13.57
1984	Julius Korir	KEN	8:11.80	Joseph Mahmoud	FRA	8:13.31	Brian Diemer	USA	8:14.06
1988	Julius Kariuki	KEN	8:05.51	Peter Koeh	KEN	8:06.79	Mark Rowland	GBR	8:07.96
1992	Matthew Birir	KEN	8:08.94	Patrick Sang	KEN	8:09.55	William Mutwol	KEN	8:10.74
1996	Joseph Keter	KEN	8:07.12	Moses Kiptanui	KEN	8:08.33	Alessandro Lambruschini	ITA	8:11.28
2000	Reuben Kosgei	KEN	8:21.43	Wilson Boit Kipketer	KEN	8:21.77	Ali Ezzine	MAR	8:22.15
2004	Ezekiel Kemboi	KEN	8:05.81	Brimin Kipruto	KEN	8:06.11	Paul Kipsiele Koeh	KEN	8:06.64
2008	Brimin Kipruto	KEN	8:10.34	Mahiedine Mekhissi-Benabbad	FRA	8:10.49	Richard Mateelong	KEN	8:11.01
2012	Ezekiel Kemboi	KEN	8:18.56	Mahiedine Mekhissi-Benabbad	FRA	8:19.08	Abel Mutai	KEN	8:19.73

YEAR	GOLD		SILVER		BRONZE		Wind
110 Metres Hurdles							
1896	Thomas Curtis	USA	17.6	Grantley Goulding	GBR	17.7	-
1900	Alvin Kraenzlein	USA	15.4	John McLean	USA	15.5	Fred Moloney USA 15.6
1904	Fred Schule	USA	16.0	Thaddeus Shideler	USA	16.2	Lesley Ashburner USA 16.4
1906	Robert Leavitt	USA	16.2	Alfred Healey	GBR	16.2	Vincent Dunkler RSA 16.3
1908	Forrest Smithson	USA	15.0	John Garrels	USA	15.7	Arthur Shaw USA 15.8
1912	Fred Kelly	USA	15.1	James Wendell	USA	15.2	Martin Hawkins USA 15.3
1920	Earl Thomson	CAN	14.8	Harold Barron	USA	15.0	Feg Murray USA 15.2
1924	Daniel Kinsey	USA	15.0	Sydney Atkinson	RSA	15.0	Sten-Pelle Pettersson SWE 15.4
1928	Sydney Atkinson	RSA	14.8	Stephen Anderson	USA	14.8	John Collier USA 14.9
1932	George Saling	USA	14.57	Percy Beard	USA	14.72	Don Finlay GBR 14.79
1936	Forrest Towns	USA	14.2	Don Finlay	GBR	14.4	Fritz Pollard USA 14.4
1948	William Porter	USA	13.9	Clyde Scott	USA	14.1	Craig Dixon USA 14.1
1952	Harrison Dillard	USA	13.91	Jack Davis	USA	14.00	Art Barnard USA 14.40
1956	Lee Calhoun	USA	13.70	Jack Davis	USA	13.73	Joel Shankle USA 14.25
1960	Lee Calhoun	USA	13.98	Willie May	USA	13.99	Hayes Jones USA 14.17
1964	Hayes Jones	USA	13.67	Blaine Lindgren	USA	13.74	Anatoliy Mikhaylov URS 13.78
1968	Willie Davenport	USA	13.33	Ervin Hall	USA	13.42	Eddy Ottoz ITA 13.46
1972	Rod Milburn	USA	13.24	Guy Drut	FRA	13.34	Tomas Hill USA 13.48
1976	Guy Drut	FRA	13.30	Alejandro Casañas	CUB	13.33	Willie Davenport USA 13.38
1980	Thomas Munkelt	GDR	13.39	Alejandro Casañas	CUB	13.40	Aleksandr Puchkov URS 13.44
1984	Roger Kingdom	USA	13.20	Greg Foster	USA	13.23	Arto Bryggare FIN 13.40
1988	Roger Kingdom	USA	12.98	Colin Jackson	GBR	13.28	Tonie Campbell USA 13.38
1992	Mark McKoy	CAN	13.12	Tony Dees	USA	13.24	Jack Pierce USA 13.26
1996	Allen Johnson	USA	12.95	Mark Crear	USA	13.09	Florian Schwarthoff GER 13.17
2000	Anier García	CUB	13.00	Terrence Trammell	USA	13.16	Mark Crear USA 13.22
2004	Liu Xiang	CHN	12.91	Terrence Trammell	USA	13.18	Anier García CUB 13.20
2008	Dayron Robles	CUB	12.93	David Payne	USA	13.17	David Oliver USA 13.18
2012	Aries Merritt	USA	12.92	Jason Richardson	USA	13.04	Hansle Parchment JAM 13.12

400 Metres Hurdles

1896: Not contested

1900	Walter Tewksbury	USA	57.6	Henri Tauzin	FRA	58.3	George Orton CAN 58.9
1904	Harry Hillman	USA	53.0	Frank Waller	USA	53.2	George Poage USA 58.4
1906	Not contested						
1908	Charles Bacon	USA	55.0	Harry Hillman	USA	55.3	Jimmy Tremeer GBR 57.0
1912	Not contested						
1920	Frank Loomis	USA	54.0	John Norton	USA	54.6	August Desch USA 54.7
1924	Morgan Taylor	USA	52.6	Erik Wilén	FIN	53.8	Ivan Riley USA 54.2
1928	Lord Burghley	GBR	53.4	Frank Cuhel	USA	53.6	Morgan Taylor USA 53.6
1932	Robert Tisdall	IRL	51.67	Glenn Hardin	USA	51.85	Morgan Taylor USA 51.96
1936	Glenn Hardin	USA	52.4	John Loaring	CAN	52.7	Miguel White PHI 52.8
1948	Roy Cochran	USA	51.1	Duncan White	SRI	51.8	Rune Larsson SWE 52.2
1952	Charlie Moore	USA	51.06	Yuriy Lituyev	URS	51.51	John Holland NZL 52.26
1956	Glenn Davis	USA	50.29	Eddie Southern	USA	50.94	Josh Culbreath USA 51.74
1960	Glenn Davis	USA	49.51	Cifton Cushman	USA	49.77	Dick Howard USA 49.90
1964	Rex Cawley	USA	49.6	John Cooper	GBR	50.1	Salvatore Morale ITA 50.1
1968	David Hemery	GBR	48.12	Gerhard Hennige	FRG	49.02	John Sherwood GBR 49.03
1972	John Akii-Bua	UGA	47.82	Ralph Mann	USA	48.51	David Hemery GBR 48.52
1976	Edwin Moses	USA	47.63	Mike Shine	USA	48.69	Yevgeniy Gavrilenko URS 49.45
1980	Volker Beck	GDR	48.70	Vasily Arkhipenko	URS	48.86	Gary Oakes GBR 49.11
1984	Edwin Moses	USA	47.75	Danny Harris	USA	48.13	Harald Schmid FRG 48.19
1988	Andre Phillips	USA	47.19	Amadou Dia Bâ	SEN	47.23	Edwin Moses USA 47.56
1992	Kevin Young	USA	46.78	Winthrop Graham	JAM	47.66	Kriss Akabusi GBR 47.82
1996	Derrick Adkins	USA	47.54	Samuel Matete	ZAM	47.78	Calvin Davis USA 47.96
2000	Angelo Taylor	USA	47.50	Hadi Al-Somaily	KSA	47.53	Llewellyn Herbert RSA 47.81
2004	Félix Sánchez	DOM	47.63	Danny McFarlane	JAM	48.11	Naman Keita FRA 48.26
2008	Angelo Taylor	USA	47.25	Kerron Clement	USA	47.98	Bershawn Jackson USA 48.06
2012	Félix Sánchez	DOM	47.63	Michael Tinsley	USA	47.91	Javier Culson PUR 48.10

High Jump

1896	Ellery Clark	USA	1.81	James Connolly	USA	1.65	
				Robert Garrett	USA	1.65	
1900	Irving Baxter	USA	1.90	Patrick Leahy	GBR	1.78	Lajos Gönczy HUN 1.75
1904	Samuel Jones	USA	1.803	Garrett Serviss	USA	1.778	Paul Weinstein GER 1.778
1906	Con Leahy	GBR	1.775	Lajos Gönczy	HUN	1.75	Themistoklis Diakidis GRE 1.725
							Herbert Kerrigan USA 1.725
1908	Harry Porter	USA	1.905	Con Leahy	GBR	1.88	
				István Somodi	HUN	1.88	
				Géo André	FRA	1.88	

YEAR	GOLD			SILVER			BRONZE		
1912	Alma Richards	USA	1.93	Hans Liesche	GER	1.91	George Horine	USA	1.89
1920	Richmond Landon	USA	1.935	Harold Muller	USA	1.90	Bo Ekelund	SWE	1.90
1924	Harold Osborn	USA	1.98	Leroy Brown	USA	1.95	Pierre Lewden	FRA	1.92
1928	Bob King	USA	1.94	Benjamin Hedges	USA	1.91	Claude Ménard	FRA	1.91
1932	Duncan McNaughton	CAN	1.97	Robert Van Osdel	USA	1.97	Simeon Toribio	PHI	1.97
1936	Cornelius Johnson	USA	2.03	Dave Albritton	USA	2.00	Delos Thurber	USA	2.00
1948	John Winter	AUS	1.98	Bjørn Paulson	NOR	1.95	George Stanich	USA	1.95
1952	Walt Davis	USA	2.04	Ken Wiesner	USA	2.01	José da Conceição	BRA	1.98
1956	Charles Dumas	USA	2.12	Chilla Porter	AUS	2.10	Igor Kashkarov	URS	2.08
1960	Robert Shavlakadze	URS	2.16	Valeriy Brumel	URS	2.16	John Thomas	USA	2.14
1964	Valeriy Brumel	URS	2.18	John Thomas	USA	2.18	John Rambo	USA	2.16
1968	Dick Fosbury	USA	2.24	Ed Caruthers	USA	2.22	Valentin Gavrilov	URS	2.20
1972	Jüri Tarmak	URS	2.23	Stefan Junge	GDR	2.21	Dwight Stones	USA	2.21
1976	Jacek Wszola	POL	2.25	Greg Joy	CAN	2.23	Dwight Stones	USA	2.21
1980	Gerd Wessig	GDR	2.36	Jacek Wszola	POL	2.31	Jörg Freimuth	GDR	2.31
1984	Dietmar Mögenburg	FRG	2.35	Patrik Sjöberg	SWE	2.33	Zhu Jianhua	CHN	2.31
1988	Gennadiy Avdyeyenko	URS	2.38	Hollis Conway	USA	2.36	Rudolf Povarnitsyn	URS	2.36
				Patrik Sjöberg	SWE	2.34	Patrik Sjöberg	SWE	2.36
1992	Javier Sotomayor	CUB	2.34				Artur Partyka	POL	2.34
							Tim Forsyth	AUS	2.34
							Hollis Conway	USA	2.34
1996	Charles Austin	USA	2.39	Artur Partyka	POL	2.37	Steve Smith	GBR	2.35
2000	Sergey Klyugin	RUS	2.35	Javier Sotomayor	CUB	2.32	Abderrahmane Hammad	ALG	2.32
2004	Stefan Holm	SWE	2.36	Matt Hemingway	USA	2.34	Jaroslav Bába	CZE	2.34
2008	Andrey Silnov	RUS	2.36	Germaine Mason	GBR	2.34	Yaroslav Rybakov	RUS	2.34
2012	Ivan Ukhov	RUS	2.38	Erik Kynard	USA	2.33	Derek Drouin	CAN	2.29
Pole Vault									
1896	William Hoyt	USA	3.30	Albert Tyler	USA	3.20	Evangelos Damaskos	GRE	2.60
							Ioannis Theodoropoulos	GRE	2.60
1900	Irving Baxter	USA	3.30	Meredith Colkett	USA	3.25	Carl "Flisa" Andersen	NOR	3.20
1904	Charles Dvorak	USA	3.505	Leroy Samse	USA	3.35	Louis Wilkins	USA	3.35
1906	Fernand Gonder	FRA	3.50	Bruno Söderström	SWE	3.40	Edward Glover	USA	3.35
1908	Edward Cook	USA	3.71	-	-	-	Charles Jacobs	USA	3.58
	Alfred Gilbert	USA	3.71	-	-	-	Edward Archibald	CAN	3.58
							Bruno Söderström	SWE	3.58
1912	Harry Babcock	USA	3.95	Frank Nelson	USA	3.85	-	-	-
				Marcus Wright	USA	3.85			
1920	Frank Foss	USA	4.09	Henry Petersen	DEN	3.70	Edwin Myers	USA	3.60
1924	Lee Barnes	USA	3.95	Glenn Graham	USA	3.95	James Brooker	USA	3.90
1928	Sabin Carr	USA	4.20	William Droegemuller	USA	4.10	Charles McGinnis	USA	3.95
1932	Bill Miller	USA	4.315	Shuhei Nishida	JPN	4.30	George Jefferson	USA	4.20
1936	Earle Meadows	USA	4.35	Shuhei Nishida	JPN	4.25			
				Sueo Oe	JPN	4.25			
1948	Guinn Smith	USA	4.30	Erkki Kataja	FIN	4.20	Bob Richards	USA	4.20
1952	Bob Richards	USA	4.55	Don Laz	USA	4.50	Ragnar Lundberg	SWE	4.40
1956	Bob Richards	USA	4.56	Bob Gutowski	USA	4.53	Yorgos Roubanis	GRE	4.50
1960	Don Bragg	USA	4.70	Ron Morris	USA	4.60	Eeles Landström	FIN	4.55
1964	Fred Hansen	USA	5.10	Wolfgang Reinhardt	GER	5.05	Klaus Lehnertz	GER	5.00
1968	Bob Seagren	USA	5.40	Claus Schiprowski	FRG	5.40	Wolfgang Nordwig	GDR	5.40
1972	Wolfgang Nordwig	GDR	5.50	Bob Seagren	USA	5.40	Jan Johnson	USA	5.50
1976	Tadeusz Slusarski	POL	5.50	Antti Kalliomäki	FIN	5.50	David Roberts	USA	5.35
1980	Wladyslaw Kozakiewicz	POL	5.78	Konstantin Volkov	URS	5.65			
				Tadeusz Slusarski	POL	5.65			
1984	Pierre Quinon	FRA	5.75	Mike Tully	USA	5.65	Earl Bell	USA	5.60
							Thierry Vigneron	FRA	5.60
1988	Sergey Bubka	URS	5.90	Radion Gataullin	URS	5.85	Grigoriy Yegorov	URS	5.80
1992	Maksim Tarasov	EUN	5.80	Igor Trandenkov	EUN	5.80	Javier Garcia	ESP	5.75
1996	Jean Galfione	FRA	5.92	Igor Trandenkov	RUS	5.92	Andrei Tivontchik	GER	5.92
2000	Nick Hysong	USA	5.90	Lawrence Johnson	USA	5.90	Maksim Tarasov	RUS	5.90
2004	Tim Mack	USA	5.95	Toby Stevenson	USA	5.90	Giuseppe Gibilisco	ITA	5.85
2008	Steven Hooker	AUS	5.96	Yevgeniy Lukyanenko	RUS	5.85	Denys Yurchenko	UKR	5.70
2012	Renaud Lavillenie	FRA	5.97	Björn Otto	GER	5.91	Raphael Holzdeppe	GER	5.91
Long Jump									
1896	Ellery Clark	USA	6.35	Robert Garrett	USA	6.00	James Connolly	USA	5.84
1900	Alvin Kraenzlein	USA	7.185	Myer Prinsein	USA	7.175	Patrick Leahy	GBR	6.95

YEAR	GOLD			SILVER			BRONZE		
1904	Myer Prinstein	USA	7.34	Daniel Frank	USA	6.89	Robert Stangland	USA	6.88
1906	Myer Prinstein	USA	7.20	Peter O'Connor	GBR	7.025	Hugo Friend	USA	6.96
1908	Frank Irons	USA	7.48	Daniel Kelly	USA	7.09	Calvin Bricker	CAN	7.08
1912	Albert Gutterson	USA	7.60	Calvin Bricker	CAN	7.21	Georg Åberg	SWE	7.18
1920	William Petterson	SWE	7.15	Carl Johnson	USA	7.095	Erik Abrahamsson	SWE	7.08
1924	DeHart Hubbard	USA	7.445	Ed Gourdin	USA	7.275	Sverre Hansen	NOR	7.26
1928	Ed Hamm	USA	7.73	Silvio Cator	HAI	7.58	Al Bates	USA	7.40
1932	Ed Gordon	USA	7.64	Lambert Redd	USA	7.60	Chuhei Nambu	JPN	7.45
1936	Jesse Owens	USA	8.06w	Luz Long	GER	7.87w	Naoto Tajima	JPN	7.74w
1948	Willie Steele	USA	7.825	Theo Bruce	AUS	7.555	Herb Douglas	USA	7.545
1952	Jerome Biffle	USA	7.57	Meredith Gourdine	USA	7.53	Odón Földessy	HUN	7.30
1956	Greg Bell	USA	7.83	John Bennett	USA	7.68	Jorma Valkama	FIN	7.48
1960	Ralph Boston	USA	8.12	Bo Roberson	USA	8.11	Igor Ter-Ovanesyan	URS	8.04
1964	Lynn Davies	GBR	8.07	Ralph Boston	USA	8.03	Igor Ter-Ovanesyan	URS	7.99
1968	Bob Beamon	USA	8.90	Klaus Beer	GDR	8.19	Ralph Boston	USA	8.16
1972	Randy Williams	USA	8.24	Hans Baumgartner	FRG	8.18	Arnie Robinson	USA	8.03
1976	Arnie Robinson	USA	8.35	Randy Williams	USA	8.11	Frank Wartenberg	GDR	8.02
1980	Lutz Dombrowski	GDR	8.54	Frank Paschek	GDR	8.21	Valeriy Podluzhnyi	URS	8.18
1984	Carl Lewis	USA	8.54	Gary Honey	AUS	8.24	Giovanni Evangelisti	ITA	8.24
1988	Carl Lewis	USA	8.72	Mike Powell	USA	8.49	Larry Myricks	USA	8.27
1992	Carl Lewis	USA	8.67	Mike Powell	USA	8.64	Joe Greene	USA	8.34
1996	Carl Lewis	USA	8.50	James Beckford	JAM	8.29	Joe Greene	USA	8.24
2000	Iván Pedroso	CUB	8.55	Jai Taurima	AUS	8.49	Roman Shchurenko	UKR	8.31
2004	Dwight Phillips	USA	8.59	John Moffitt	USA	8.47	Joan Lino Martínez	ESP	8.32
2008	Irving Saladino	PAN	8.34	Khotso Mokoena	RSA	8.24	Ibrahim Camejo	CUB	8.20
2012	Greg Rutherford	GBR	8.31	Mitchell Watt	AUS	8.16	Will Claye	USA	8.12

Triple Jump

1896	James Connolly	USA	13.71	Alexandre Tuffère	FRA	12.70	Ioannis Persakis	GRE	12.52
1900	Myer Prinstein	USA	14.47	James Connolly	USA	13.97	Lewis Sheldon	USA	13.64
1904	Myer Prinstein	USA	14.35	Fred Englehardt	USA	13.90	Robert Stangland	USA	13.36
1906	Peter O'Connor	GBR	14.075	Con Leahy	GBR	13.98	Thomas Cronan	USA	13.70
1908	Tim Ahearne	GBR	14.915	Garfield MacDonald	CAN	14.76	Edvard Larsen	NOR	14.395
1912	Gustaf Lindblom	SWE	14.76	Georg Åberg	SWE	14.51	Erik Almlöf	SWE	14.17
1920	Vilho Tuulos	FIN	14.505	Folke Jansson	SWE	14.48	Erik Almlöf	SWE	14.27
1924	Nick Winter	AUS	15.52	Luis Brunetto	ARG	15.42	Vilho Tuulos	FIN	15.37
1928	Mike Oda	JPN	15.21	Levi Casey	USA	15.17	Vilho Tuulos	FIN	15.11
1932	Chuhei Nambu	JPN	15.72	Erik Svensson	SWE	15.32	Kenkichi Oshima	JPN	15.12
1936	Naoto Tajima	JPN	16.00	Masao Harada	JPN	15.66	Jack Metcalfe	AUS	15.50
1948	Arne Åhman	SWE	15.40	George Avery	USA	15.36	Rudi Sarialp	TUR	15.02
1952	Adhemar da Silva	BRA	16.22	Leonid Shcherbakov	URS	15.98	Arnoldo Devonish	VEN	15.52
1956	Adhemar da Silva	BRA	16.35	Vilhjalmur Einarsson	ISL	16.26	Vitold Kreyer	URS	16.02
1960	Józef Schmidt	POL	16.81	Vladimir Goryayev	URS	16.63	Vitold Kreyer	URS	16.43
1964	Józef Schmidt	POL	16.85	Oleg Fedoseyev	URS	16.58	Viktor Kravchenko	URS	16.57
1968	Viktor Saneyev	URS	17.39	Nelson Prudencio	BRA	17.27	Giuseppe Gentile	ITA	17.22
1972	Viktor Saneyev	URS	17.35	Jörg Drehmel	GDR	17.31	Nelson Prudencio	BRA	17.05
1976	Viktor Saneyev	URS	17.29	James Butts	USA	17.18	João de Oliveira	BRA	16.90
1980	Jaak Uudmäe	URS	17.35	Viktor Saneyev	URS	17.24	João de Oliveira	BRA	17.22
1984	Al Joyner	USA	17.26w	Mike Conley	USA	17.18	Keith Connor	GBR	16.87
1988	Khristo Markov	BUL	17.61	Igor Lapshin	URS	17.52	Aleksandr Kovalenko	URS	17.42
1992	Mike Conley	USA	18.17w	Charles Simpkins	USA	17.60	Frank Rutherford	BAH	17.36
1996	Kenny Harrison	USA	18.09	Jonathan Edwards	GBR	17.88	Yoelbi Quesada	CUB	17.44
2000	Jonathan Edwards	GBR	17.71	Yoel García	CUB	17.47	Denis Kapustin	RUS	17.46
2004	Christian Olsson	SWE	17.79	Marian Oprea	ROU	17.55	Danila Burkenya	RUS	17.48
2008	Nelson Évora	POR	17.67	Phillips Idowu	GBR	17.62	Leevan Sands	BAH	17.59
2012	Christian Taylor	USA	17.81	Will Claye	USA	17.62	Fabrizio Donato	ITA	17.48

Shot Put

1896	Robert Garrett	USA	11.22	Miltiadis Gouskos	GRE	11.20	Georgios Papasideris	GRE	10.36
1900	Richard Sheldon	USA	14.10	Josiah McCracken	USA	12.85	Robert Garrett	USA	12.35
1904	Ralph Rose	USA	14.81	Wesley Coe	USA	14.40	Leon Feuerbach	USA	13.37
1906	Martin Sheridan	USA	12.325	Mihály Dávid	HUN	11.85	Erik Lemming	SWE	11.26
1908	Ralph Rose	USA	14.21	Dennis Horgan	GBR	13.62	John Garrels	USA	13.18
1912	Pat McDonald	USA	15.34	Ralph Rose	USA	15.25	Lawrence Whitney	USA	13.93
1920	Ville Pörhölä	FIN	14.81	Elmer Niklander	FIN	14.15	Harry Liversedge	USA	14.15
1924	Bud Houser	USA	14.99	Glenn Hartranft	USA	14.89	Ralph Hills	USA	14.64
1928	John Kuck	USA	15.87	Herman Brix	USA	15.75	Emil Hirschfeld	GER	15.72
1932	Leo Sexton	USA	16.00	Harlow Rothert	USA	15.67	František Douđa	CZE	15.61

YEAR	GOLD			SILVER			BRONZE		
1936	Hans Woelke	GER	16.20	Sulo Bärlund	FIN	16.12	Gerhard Stöck	GER	15.66
1948	Wilbur Thompson	USA	17.12	Jim Delaney	USA	16.68	Jim Fuchs	USA	16.42
1952	Parry O'Brien	USA	17.41	Darrow Hooper	USA	17.39	Jim Fuchs	USA	17.06
1956	Parry O'Brien	USA	18.57	Bill Nieder	USA	18.18	Jiri Skobla	CZE	17.65
1960	Bill Nieder	USA	19.68	Parry O'Brien	USA	19.11	Dallas Long	USA	19.01
1964	Dallas Long	USA	20.33	Randy Matson	USA	20.20	Vilmos Varjú	HUN	19.39
1968	Randy Matson	USA	20.54	George Woods	USA	20.12	Eduard Gushchin	URS	20.09
1972	Wladyslaw Komar	POL	21.18	George Woods	USA	21.17	Hartmut Briesenick	GDR	21.14
1976	Udo Beyer	GDR	21.05	Yevgeniy Mironov	URS	21.03	Aleksandr Baryshnikov	URS	21.00
1980	Vladimir Kiselyov	URS	21.35	Aleksandr Baryshnikov	URS	21.08	Udo Beyer	GDR	21.06
1984	Alessandro Andrei	ITA	21.26	Michael Carter	USA	21.09	Dave Laut	USA	20.97
1988	Ulf Timmermann	GDR	22.47	Randy Barnes	USA	22.39	Werner Günthör	SUI	21.99
1992	Mike Stulce	USA	21.70	Jim Doehring	USA	20.96	Vyacheslav Lykho	EUN	20.94
1996	Randy Barnes	USA	21.62	John Godina	USA	20.79	Aleksandr Bagach	UKR	20.75
2000	Arsi Harju	FIN	21.29	Adam Nelson	USA	21.21	John Godina	USA	21.20
2004	Adam Nelson	USA	21.16	Joachim B. Olsen	DEN	21.07	Manuel Martínez	ESP	20.84
2008	Tomasz Majewski	POL	21.51	Christian Cantwell	USA	21.09	Andrei Mikhnevich	BLR	21.05
2012	Tomasz Majewski	POL	21.89	David Storl	GER	21.86	Reese Hoffa	USA	21.23

Discus Throw

1896	Robert Garrett	USA	29.15	Pan. Paraskevopoulos	GRE	28.95	Sotirios Versis	GRE	28.78
1900	Rudolf Bauer	HUN	36.04	František Janda-Suk	BOH	35.25	Richard Sheldon	USA	34.60
1904	Martin Sheridan	USA	39.28	Ralph Rose	USA	39.28	Nikolaos Yeorgantas	GRE	37.68
1906	Martin Sheridan	USA	41.46	Nikolaos Yeorgantas	GRE	38.06	Werner Järvinen	FIN	36.82
1908	Martin Sheridan	USA	40.89	Merritt Giffin	USA	40.70	Bill Horr	USA	39.44
1912	Armas Taipale	FIN	45.21	Richard Byrd	USA	42.32	James Duncan	USA	42.28
1920	Elmer Niklander	FIN	44.68	Armas Taipale	FIN	44.19	Augustus Pope	USA	42.13
1924	Bud Houser	USA	46.15	Vilho Niittymaa	FIN	44.95	Thomas Lieb	USA	44.83
1928	Bud Houser	USA	47.32	Antero Kivi	FIN	47.23	James Corson	USA	47.10
1932	John Anderson	USA	49.49	Henri LaBorde	USA	48.47	Paul Winter	FRA	47.85
1936	Ken Carpenter	USA	50.48	Gordon Dunn	USA	49.36	Giorgio Oberweger	ITA	49.23
1948	Adolfo Consolini	ITA	52.78	Giuseppe Tosi	ITA	51.78	Fortune Gordien	USA	50.77
1952	Sim Iness	USA	55.03	Adolfo Consolini	ITA	53.78	James Dillion	USA	53.28
1956	Al Oerter	USA	56.36	Fortune Gordien	USA	54.81	Des Koch	USA	54.40
1960	Al Oerter	USA	59.18	Rink Babka	USA	58.02	Dick Cochran	USA	57.16
1964	Al Oerter	USA	61.00	Ludvík Danek	CZE	60.52	Dave Weill	USA	59.49
1968	Al Oerter	USA	64.78	Lothar Milde	GDR	63.08	Ludvík Danek	CZE	62.92
1972	Ludvík Danek	CZE	64.40	Jay Silvester	USA	63.50	Ricky Bruch	SWE	63.40
1976	Mac Wilkins	USA	67.50	Wolfgang Schmidt	GDR	66.22	John Powell	USA	65.70
1980	Viktor Rashchupkin	URS	66.64	Imrich Bugár	CZE	66.38	Luís Delis	CUB	66.32
1984	Rolf Danneberg	FRG	66.60	Mac Wilkins	USA	66.30	John Powell	USA	65.46
1988	Jürgen Schult	GDR	68.82	Romas Ubartas	URS	67.48	Rolf Danneberg	FRG	67.38
1992	Romas Ubartas	LTU	65.12	Jürgen Schult	GER	64.94	Roberto Moya	CUB	64.12
1996	Lars Riedel	GER	69.40	Vladimir Dubrovshchik	BLR	66.60	Vasiliy Kaptyukh	BLR	65.80
2000	Virgilijus Alekna	LTU	69.30	Lars Riedel	GER	68.50	Frantz Kruger	RSA	68.19
2004	Virgilijus Alekna	LTU	69.89	Zoltán Kővágó	HUN	67.04	Aleksander Tammert	EST	66.66
2008	Gerd Kanter	EST	68.82	Piotr Malachowski	POL	67.82	Virgilijus Alekna	LTU	67.79
2012	Robert Harting	GER	68.27	Ehsan Hadadi	IRI	68.18	Gerd Kanter	EST	68.03

Hammer Throw

1896	Not contested								
1900	John Flanagan	USA	51.01	Truxton Hare	USA	46.25	Josiah McCracken	USA	44.50
1904	John Flanagan	USA	51.23	John DeWitt	USA	50.265	Ralph Rose	USA	45.73
1906	Not contested								
1908	John Flanagan	USA	51.92	Matt McGrath	USA	51.18	Con Walsh	USA	48.50
1912	Matt McGrath	USA	54.74	Duncan Gillis	CAN	48.39	Clarence Childs	USA	48.17
1920	Patrick Ryan	USA	52.875	Carl-Johan Lind	SWE	48.43	Basil Bennet	USA	48.25
1924	Fred Tootell	USA	53.29	Matt McGrath	USA	50.84	Malcolm Nokes	GBR	48.87
1928	Pat O'Callaghan	IRL	51.39	Ossian Skiöld	SWE	51.29	Edmund Black	USA	49.03
1932	Pat O'Callaghan	IRL	53.92	Ville Pörhölä	FIN	52.27	Peter Zarembla	USA	50.33
1936	Karl Hein	GER	56.49	Erwin Blask	GER	55.04	Fred Wargård	SWE	54.83
1948	Imre Németh	HUN	56.07	Ivan Gubijan	YUG	54.27	Robert Bennett	USA	53.73
1952	József Csermák	HUN	60.34	Karl Storch	GER	58.86	Imre Németh	HUN	57.74
1956	Harold Connolly	USA	63.19	Mikhail Krivososov	URS	63.03	Anatoliy Samotsvetov	URS	62.56
1960	Vasily Rudenkov	URS	67.10	Gyula Zsvíótzky	HUN	65.79	Tadeusz Rut	POL	65.64
1964	Romuald Klim	URS	69.74	Gyula Zsvíótzky	HUN	69.09	Uwe Beyer	FRG	68.09
1968	Gyula Zsvíótzky	HUN	73.36	Romuald Klim	URS	73.28	Lázár Lovász	HUN	69.78
1972	Anatoliy Bondarchuk	URS	75.50	Jochen Sachse	GDR	74.96	Vasiliy Khmelevskiy	URS	74.04

YEAR	GOLD		SILVER		BRONZE				
1976	Yuriy Sedykh	URS	77.52	Aleksey Spiridonov	URS	76.08	Anatoliy Bondarchuk	URS	75.48
1980	Yuriy Sedykh	URS	81.80	Sergey Litvinov	URS	80.64	Jüri Tamm	URS	78.96
1984	Juha Tiainen	FIN	78.08	Karl-Hans Riehm	FRG	77.98	Klaus Ploghaus	FRG	76.68
1988	Sergey Litvinov	URS	84.80	Yuriy Sedykh	URS	83.76	Jüri Tamm	URS	81.16
1992	Andrey Abduvaliyev	EUN	82.54	Igor Astapkovich	EUN	81.96	Igor Nikulin	EUN	81.38
1996	Balázs Kiss	HUN	81.24	Lance Deal	USA	81.12	Aleksey Krykun	UKR	80.02
2000	Szymon Ziółkowski	POL	80.02	Nicola Vizzoni	ITA	79.64	Igor Astapkovich	BLR	79.17
2004*	Koji Murofushi	JPN	82.91	Not allocated			Eşref Apak	TUR	79.51
							4th: Vadim Devyatovski	BLR	78.82
2008	Primož Kozmus	SLO	82.02	Vadim Devyatovski	BLR	81.61	Ivan Tikhon	BLR	81.51
2012	Krisztián Pars	HUN	80.59	Primož Kozmus	SLO	79.36	Koji Murofushi	JPN	78.71

* As at June 30, 2015, the IOC have not re-allocated the silver medal following their retroactive disqualification of Ivan Tikhon BLR who was originally second with 79.81 but who failed a doping control re-test

Javelin Throw

1896 to 1904: Not contested

1908	Eric Lemming	SWE	54.825	Arne Halse	NOR	50.57	Otto Nilsson	SWE	47.10
1912	Eric Lemming	SWE	60.64	Juho Saaristo	FIN	58.66	Mór Kóvacs	HUN	55.50
1920	Jonni Myyrä	FIN	65.78	Urho Peltonen	FIN	63.605	Pekko Johansson	FIN	63.095
1924	Jonni Myyrä	FIN	62.96	Gunnar Lindström	SWE	60.92	Eugene Oberst	USA	58.35
1928	Erik Lundqvist	SWE	66.60	Béla Szepes	HUN	65.26	Olav Sunde	NOR	63.97
1932	Matti Järvinen	FIN	72.71	Matti Sippala	FIN	69.80	Eino Penttilä	FIN	68.70
1936	Gerhard Stöck	GER	71.84	Yrjö Nikkanen	FIN	70.77	Kalervo Toivonen	FIN	70.72
1948	Tapio Rautavaara	FIN	69.77	Steve Seymour	USA	67.56	József Várszegi	HUN	67.03
1952	Cyrus Young	USA	73.78	Bill Miller	USA	72.46	Toivo Hyytiäinen	FIN	71.89
1956	Egil Danielsen	NOR	85.71	Janusz Sidło	POL	79.98	Viktor Tsybulenko	URS	79.50
1960	Viktor Tsybulenko	URS	84.64	Walter Krüger	GER	79.36	Gergely Kulcsár	HUN	78.57
1964	Pauli Nevala	FIN	82.66	Gergely Kulcsár	HUN	82.32	Jānis Lūsis	URS	80.57
1968	Jānis Lūsis	URS	90.10	Jorma Kinnunen	FIN	88.58	Gergely Kulcsár	HUN	87.06
1972	Klaus Wolfermann	FRG	90.48	Jānis Lūsis	URS	90.46	Bill Schmidt	USA	84.42
1976	Miklós Németh	HUN	94.58	Hannu Siitonen	FIN	87.92	Gheorghe Megelea	ROU	87.16
1980	Dainis Kūla	URS	91.20	Aleksandr Makarov	URS	89.64	Wolfgang Hanisch	GDR	86.72
1984	Arto Härkönen	FIN	86.76	David Otley	GBR	85.74	Kentth Eldebrink	SWE	83.72
1988	Tapio Korjus	FIN	84.28	Jan Železný	CZE	84.12	Seppo Rätty	FIN	83.26
1992	Jan Železný	CZE	89.66	Seppo Rätty	FIN	86.60	Steve Backley	GBR	83.38
1996	Jan Železný	CZE	88.16	Steve Backley	GBR	87.44	Seppo Rätty	FIN	86.98
2000	Jan Železný	CZE	90.17	Steve Backley	GBR	89.85	Sergey Makarov	RUS	88.67
2004	Andreas Thorkildsen	NOR	86.50	Vadims Vasiļevskis	LAT	84.95	Sergey Makarov	RUS	84.84
2008	Andreas Thorkildsen	NOR	90.57	Ainārs Kovals	LAT	86.64	Tero Pitkämäki	FIN	86.16
2012	Keshorn Walcott	TRI	84.58	Oleksandr Pyatnytsya	UKR	84.51	Antti Ruuskanen	FIN	84.12

Decathlon

1896, 1900 & 1908: Not contested

All scores on tables in use at time of competition

1912*	Jim Thorpe	USA	8412.955						
	Hugo Wieslander	SWE	7724.495	Charles Lomberg	SWE	7413.510	Gösta Holmer	SWE	7347.855
1920	Helge Löwland	NOR	6804.355	Brutus Hamilton	USA	6771.085	Bertil Ohlsson	SWE	6580.03
1924	Harold Osborn	USA	7710.775	Emerson Norton	USA	7350.895	Aleksander Klumberg	EST	7329.36
1928	Paavo Yrjölä	FIN	8053.29	Akilles Järvinen	FIN	7931.5	Ken Doherty	USA	7706.65
1932	Jim Bausch	USA	8462.235	Akilles Järvinen	FIN	8292.48	Wolrad Eberle	GER	8030.805
1936	Glenn Morris	USA	7900	Bob Clark	USA	7601	Jack Parker	USA	7275
1948	Bob Mathias	USA	7139	Ignace Heinrich	FRA	6974	Floyd Simmons	USA	6950
1952	Bob Mathias	USA	7887	Milt Campbell	USA	6975	Floyd Simmons	USA	6788
1956	Milt Campbell	USA	7937	Rafer Johnson	USA	7587	Vasilij Kuznetsov	URS	7465
1960	Rafer Johnson	USA	8392	Yang Chuan-Kwang	TPE	8334	Vasilij Kuznetsov	URS	7809
1964	Willi Holdorf	FRG	7887	Rein Aun	URS	7842	Hans-Joachim Walde	GER	7809
1968	Bill Toomey	USA	8193	Hans-Joachim Walde	FRG	8111	Kurt Bendlin	FRG	8064
1972	Mykola Avilov	URS	8454	Leonid Litvinenko	URS	8035	Ryszard Katus	POL	7984
1976	Bruce Jenner	USA	8618	Guido Kratschmer	FRG	8411	Mykola Avilov	URS	8369
1980	Daley Thompson	GBR	8495	Yuriy Kutsenko	URS	8331	Sergey Zhelanov	URS	8135
1984	Daley Thompson	GBR	8798	Jürgen Hingsen	FRG	8673	Siegfried Wentz	FRG	8412
1988	Christian Schenk	GDR	8488	Torsten Voss	GDR	8399	Dave Steen	CAN	8328
1992	Robert Zmelik	CZE	8611	Antonio Peñalver	ESP	8412	Dave Johnson	USA	8309
1996	Dan O'Brien	USA	8824	Frank Busemann	GER	8706	Tomás Suárez	CZE	8664
2000	Erki Nool	EST	8641	Román Šebrle	CZE	8606	Chris Huffins	USA	8595
2004	Román Šebrle	CZE	8893	Bryan Clay	USA	8820	Dmitriy Karpov	KAZ	8725
2008	Bryan Clay	USA	8791	Andrey Kravchenko	BLR	8551	Leonel Suárez	CUB	8527
2012	Ashton Eaton	USA	8869	Trey Hardee	USA	8671	Leonel Suárez	CUB	8523

* Thorpe originally finished outright first but was later disqualified for a breach of amateur rules. He was reinstated in 1982 by the IOC, but only as joint first

YEAR	GOLD	SILVER	BRONZE
20 Kilometres Walk			
<i>1896 to 1952: Not contested</i>			
1956	Leonid Spirin URS	1:31:27.4 Antonas Mikenas URS	1:32:03.0 Bruno Junk URS
1960	Vladimir Golubnichiy URS	1:34:07.2 Noel Freeman AUS	1:34:16.4 Stan Vickers GBR
1964	Ken Matthews GBR	1:29:34.0 Dieter Lindner GDR	1:31:13.2 Vladimir Golubnichiy URS
1968	Vladimir Golubnichiy URS	1:33:58.4 José Pedraza MEX	1:34:00.0 Mykola Smaga URS
1972	Peter Frenkel GDR	1:26:42.4 Vladimir Golubnichiy URS	1:26:55.2 Hans-Georg Reimann GDR
1976	Daniel Bautista MEX	1:24:40.6 Hans-Georg Reimann GDR	1:25:13.8 Peter Frenkel GDR
1980	Maurizio Damilano ITA	1:23:35.5 Pyotr Pochenchuk URS	1:24:45.4 Roland Wieser GDR
1984	Ernesto Canto MEX	1:23.13 Raúl González MEX	1:23.20 Maurizio Damilano ITA
1988	Jozef Pribilinec CZE	1:19:57 Ronald Weigel GDR	1:20:00 Maurizio Damilano ITA
1992	Daniel Plaza ESP	1:21:45 Guillaume Leblanc CAN	1:22:25 Giovanni DeBenedictis ITA
1996	Jefferson Pérez ECU	1:20:07 Ilya Markov RUS	1:20:16 Bernado Segura MEX
2000	Robert Korzeniowski POL	1:18:59 Noe Hernández MEX	1:19:03 Vladimir Andreyev RUS
2004	Ivano Brugnetti ITA	1:19:40 Francisco Fernández ESP	1:19:45 Nathan Deakes AUS
2008	Valeriy Borchin RUS	1:19:01 Jefferson Pérez ECU	1:19:15 Jared Tallent AUS
2012	Chen Ding CHN	1:18:46 Erick Barrondo GUA	1:18:57 Wang Zhen CHN

50 Kilometres Walk*1896 to 1928: Not contested*

1932	Tommy Green GBR	4:50:10 Janis Daliņš LAT	4:57:20 Ugo Frigerio ITA
1936	Harold Whitlock GBR	4:30:41.4 Arthur Tell Schwab SUI	4:32:09.2 Adalberts Bubenko LAT
1948	John Ljunggren SWE	4:41:52 Gaston Godel SUI	4:48:17 Tebbs Lloyd-Johnson GBR
1952	Giuseppe Dordoni ITA	4:28:07.8 Josef Doležal CZE	4:30:17.8 Antal Róka HUN
1956	Norman Read NZL	4:30:42.8 Yevgeniy Maskinskoy URS	4:32:57.0 John Ljunggren SWE
1960	Don Thompson GBR	4:25:30.0 John Ljunggren SWE	4:25:47.0 Abdon Pamich ITA
1964	Abdon Pamich ITA	4:11:12.4 Paul Nihill GBR	4:11:31.2 Ingvar Pettersson SWE
1968	Christoph Höhne GDR	4:20:13.6 Antal Kiss HUN	4:30:17.0 Larry Young USA
1972	Bernd Kannenberg FRG	3:56:11.57 Veniamin Soldatenko URS	3:58:24.0 Larry Young USA
1976	Not contested		
1980	Hartwig Gauder GDR	3:49:23.4 Jordi Llopart ESP	3:51:25 Yevgeniy Ivchenko URS
1984	Raúl González MEX	3:47:26 Bo Gustafsson SWE	3:53:19 Alessandro Bellucci ITA
1988	Vyacheslav Ivanenko URS	3:38:29 Ronald Weigel GDR	3:38:56 Hartwig Gauder GDR
1992	Andrey Perlov EUN	3:50:13 Carlos Mercenario MEX	3:52:09 Ronald Weigel GER
1996	Robert Korzeniowski POL	3:43:30 Mikhail Shchennikov RUS	3:43:46 Valenti Massana ESP
2000	Robert Korzeniowski POL	3:42:22 Aigars Fadejevs LAT	3:43:40 Joel Sánchez MEX
2004	Robert Korzeniowski POL	3:38:46 Denis Nizhegorodov RUS	3:42:50 Aleksey Voyevodin RUS
2008	Alex Schwazer ITA	3:37:09 Jared Tallent AUS	3:39:27 Denis Nizhegorodov RUS
2012	Sergey Kiriyapkin RUS	3:35:59 Jared Tallent AUS	3:36:53 Si Tianfeng CHN

4 x 100 Metres Relay*1896 to 1908: Not contested*

1912	Great Britain & Ireland	42.4	Sweden	42.6	-
1920	United States	42.2	France	42.5	Sweden 42.8
1924	United States	41.0	Great Britain & NI	41.2	Holland 41.8
1928	United States	41.0	Germany	41.2	Great Britain & NI 41.8
1932	United States	40.10	Germany	40.9	Italy 41.2
1936	United States	39.8	Italy	41.13	Germany 41.30
1948	United States	40.7	Great Britain & NI	41.5	Italy 41.8
1952	United States	40.26	USSR	40.58	Hungary 40.83
1956	United States	39.60	USSR	39.93	Germany 40.34
1960	Germany	39.66	USSR	40.24	Great Britain & NI 40.32
1964	United States	39.06	Poland	39.36	France 39.36
1968	United States	38.24	Cuba	38.40	France 38.43
1972	United States	38.19	USSR	38.50	FRG 38.79
1976	United States	38.33	GDR	38.66	USSR 38.78
1980	USSR	38.26	Poland	38.33	France 38.53
1984	United States	37.83	Jamaica	38.62	Canada 38.70
1988	USSR	38.19	Great Britain & NI	38.28	France 38.40
1992	United States	37.40	Nigeria	37.98	Cuba 38.00
1996	Canada	37.69	United States	38.05	Brazil 38.41
2000	United States	37.61	Brazil	37.90	Cuba 38.04
2004	Great Britain & NI	38.07	United States	38.08	Nigeria 38.23
2008	Jamaica	37.10	Trinidad & Tobago	38.06	Japan 38.15
2012	Jamaica	36.84	Trinidad & Tobago	38.12	France 38.16

YEAR	GOLD	SILVER	BRONZE	Wind		
4 x 400 Metres Relay						
<i>1896 to 1906: Not contested</i>						
1912	United States	3:16.6	France	3:20.7	Great Britain & Ireland	3:23.2
1920	Great Britain & Ireland	3:22.2	South Africa	3:24.2	France	3:23.9
1924	United States	3:16.0	Sweden	3:17.0	Great Britain & NI	3:17.4
1928	United States	3:14.2	Germany	3:14.8	Canada	3:15.4
1932	United States	3:08.14	Great Britain & NI	3:11.2	Canada	3:12.8
1936	Great Britain & NI	3:09.0	United States	3:11.0	Germany	3:11.8
1948	United States	3:10.4	France	3:14.8	Sweden	3:16.0
1952	Jamaica	3:04.04	United States	3:04.21	Germany	3:06.78
1956	United States	3:04.81	Australia	3:06.19	Great Britain & NI	3:07.19
1960	United States	3:02.37	Germany	3:02.84	British West Indies	3:04.13
1964	United States	3:00.7	Great Britain & NI	3:01.6	Trinidad & Tobago	3:01.7
1968	United States	2:56.16	Kenya	2:59.64	FRG	3:00.57
1972	Kenya	2:59.83	Great Britain & NI	3:00.46	France	3:00.65
1976	United States	2:58.65	Poland	3:01.43	FRG	3:01.98
1980	USSR	3:01.08	GDR	3:01.26	Italy	3:04.3
1984	United States	2:57.91	Great Britain & NI	2:59.13	Nigeria	2:59.32
1988	United States	2:56.16	Jamaica	3:00.30	FRG	3:00.56
1992	United States	2:55.74	Cuba	2:59.51	Great Britain & NI	2:59.73
1996	United States	2:55.99	Great Britain & NI	2:56.60	Jamaica	2:59.42
2000	Nigeria	2:58.68	Jamaica	2:58.78	Bahamas	2:59.23
2004	United States	2:55.91	Australia	3:00.60	Nigeria	3:00.90
2008	United States	2:55.39	Bahamas	2:58.03	Russia	2:58.06
2012	Bahamas	2:56.72	United States	2:57.05	Trinidad & Tobago	2:59.40

WOMEN (From 1928)**100 Metres**

1928	Betty Robinson	USA	12.2	Fanny Rosenfeld	CAN	12.2	Ethel Smith	CAN	12.3	
1932	Stella Walasiewicz	POL	11.9	Hilda Strike	CAN	11.9	Bille Von Bremen	USA	12.0	
1936	Helen Stephens	USA	11.5w	Stella Walasiewicz	POL	11.7	Käthe Krauss	GER	11.9	3.5
1948	Fanny Blankers-Koen	NED	12.2	Dorothy Manley	GBR	12.4	Shirley Strickland	AUS	12.6	<0
1952	Marjorie Jackson	AUS	11.67	Daphne Hasenjäger	RSA	12.05	Shirley Strickland	AUS	12.12	1.7
1956	Betty Cuthbert	AUS	11.82	Christa Stubnick	GDR	11.92	Marlene Mathews	AUS	11.94	-2.3
1960	Wilma Rudolph	USA	11.18w	Dorothy Hyman	GBR	11.43	Giuseppina Leone	ITA	11.48	2.8
1964	Wyomia Tyus	USA	11.49	Edith Maguire	USA	11.62	Ewa Klobukowska	POL	11.64	-1.2
1968	Wyomia Tyus	USA	11.08	Barbara Ferrell	USA	11.15	Irena Szewińska	POL	11.19	1.2
1972	Renate Stecher	GDR	11.07	Raelene Boyle	AUS	11.23	Silvia Chivás	CUB	11.24	-0.2
1976	Annegret Richter	FRG	11.08	Renate Stecher	GDR	11.13	Inge Helten	FRG	11.17	0.0
1980	Lyudmila Kondratyeva	URS	11.06	Marlies Göhr	GDR	11.07	Ingrid Auerswald	GDR	11.14	1.0
1984	Evelyn Ashford	USA	10.97	Alice Brown	USA	11.13	Merlene Ottey-Page	JAM	11.16	-1.2
1988	Florence Griffith Joyner	USA	10.54w	Evelyn Ashford	USA	10.83	Heike Drechsler	GDR	10.85	3.0
1992	Gail Devers	USA	10.82	Juliet Cuthbert	JAM	10.83	Irina Privalova	EUN	10.84	-1.0
1996	Gail Devers	USA	10.94	Merlene Ottey	JAM	10.94	Gwen Torrence	USA	10.96	-0.7
2000*	Not allocated			Katerina Thanou	GRE	11.12	Merlene Ottey	JAM	11.19	-0.4
				Tanya Lawrence	JAM	11.18				
2004	Yuliya Nesterenko	BLR	10.93	Lauryn Williams	USA	10.96	Veronica Campbell	JAM	10.97	0.1
2008	Shelly-Ann Fraser	JAM	10.78	Sherone Simpson	JAM	10.98				0.0
				Kerron Stewart	JAM	10.98				
2012	Shelly-Ann Fraser-Pryce	JAM	10.75	Carmelita Jeter	USA	10.78	Veronica Campbell-Brown	JAM	10.81	1.5

* This race was originally won in 10.75 by Marion Jones USA who in 2008 admitted to doping violations and was disqualified. Original silver medalist Katerina Thanou GRE has not been upgraded to gold medal status and remains silver medalist alongside Tanya Lawrence JAM who was promoted from bronze. In December 2009, the IOC spokesman Mark Adams explained that Thanou "disgraced herself and the Olympic movement by avoiding three doping tests... she admitted anti-doping violations when she accepted a two-year suspension from the IAAF. The rankings in the actual race are a matter for the IAAF, and they are changed, but the actual awarding of any medal is not a right. Therefore, in this case, it will not happen. It is felt that with her conduct, she did not deserve to be honoured with this recognition."

200 Metres

<i>1928 to 1936: Not contested</i>										
1948*	Fanny Blankers-Koen	NED	24.4	Audrey Williamson	GBR	25.2	Audrey Patterson	USA	25.3	0.0
1952	Marjorie Jackson	AUS	23.89	Bertha Brouwer	NED	24.25	Nadyezhda Khnykina	URS	24.37	
1956	Betty Cuthbert	AUS	23.55	Christa Stubnick	GER	23.89	Marlene Mathews	AUS	24.10	
1960	Wilma Rudolph	USA	24.13	Jutta Heine	GER	24.58	Dorothy Hyman	GBR	24.82	<0.0
1964	Edith Maguire	USA	23.05	Irena Kirszenstein	POL	23.13	Marilyn Black	AUS	23.18	0.8
1968	Irena Szewińska	POL	22.58	Raelene Boyle	AUS	22.74	Jennifer Lamy	AUS	22.88	2.0
1972	Renate Stecher	GDR	22.40	Raelene Boyle	AUS	22.45	Irena Szewińska	POL	22.74	1.1
1976	Bärbel Eckert	GDR	22.37	Annegret Richter	FRG	22.39	Renate Stecher	GDR	22.47	0.0
1980	Bärbel Wöckel	GDR	22.03	Natalya Bochina	URS	22.19	Merlene Ottey	JAM	22.20	1.5

YEAR	GOLD	SILVER	BRONZE	Wind
1984	Valerie Brisco-Hooks USA 21.81	Florence Griffith USA 22.04	Merlene Ottey-Page JAM 22.09	-0.1
1988	Florence Griffith Joyner USA 21.34	Grace Jackson JAM 21.72	Heike Drechsler GDR 21.95	1.3
1992	Gwen Torrence USA 21.81	Juliet Cuthbert JAM 22.02	Merlene Ottey JAM 22.09	-0.6
1996	Marie-José Pérec FRA 22.12	Merlene Ottey JAM 22.24	Mary Onyali NGR 22.38	0.3
2000	Pauline Davis BAH 22.27	Susanthika Jayasinghe SRI 22.28	Beverly McDonald JAM 22.35	0.7
2004	Veronica Campbell JAM 22.05	Allyson Felix USA 22.18	Debbie Ferguson BAH 22.30	0.8
2008	Veronica Campbell-Brown JAM 21.74	Allyson Felix USA 21.93	Kerron Stewart JAM 22.00	0.6
2012	Allyson Felix USA 21.88	Shelly-Ann Fraser-Pryce JAM 22.09	Carmelita Jeter USA 22.14	-0.2

* Photo-finish subsequently revealed that Shirley Strickland (AUS) placed third ahead of Patterson

400 Metres

1928 to 1960: Not contested

1964	Betty Cuthbert AUS 52.01	Ann Packer GBR 52.20	Judy Amooore AUS 53.4
1968	Colette Besson FRA 52.03	Lillian Board GBR 52.12	Natalya Pechonkina URS 52.25
1972	Monika Zehrt GDR 51.08	Rita Wilden FRG 51.21	Kathy Hammond USA 51.64
1976	Irena Szewińska POL 49.28	Christina Brehmer GDR 50.51	Ellen Streidt GDR 50.55
1980	Marita Koch GDR 48.88	Jarmila Kratochvílová CZE 49.46	Christina Lathan GDR 49.66
1984	Valerie Brisco-Hooks USA 48.83	Chandra Cheeseborough USA 49.05	Kathy Cook GBR 49.43
1988	Olga Bryzgina URS 48.65	Petra Müller GDR 49.45	Olga V. Nazarova URS 49.90
1992	Marie-José Pérec FRA 48.83	Olga Bryzgina EUN 49.05	Ximena Restrepo COL 49.64
1996	Marie-José Pérec FRA 48.25	Cathy Freeman AUS 48.63	Falilat Ogunkoya NGR 49.10
2000	Cathy Freeman AUS 49.11	Lorraine Graham JAM 49.58	Katharine Merry GBR 49.72
2004	Trishie Williams-Darling BAH 49.41	Ana Guevar MEX 49.56	Natalya Antyukh RUS 49.89
2008	Christine Ohuruogu GBR 49.62	Shericka Williams JAM 49.69	Sanya Richards USA 49.93
2012	Sanya Richards-Ross USA 49.55	Christine Ohuruogu GBR 49.70	Deedee Trotter USA 49.72

800 Metres

1928	Lina Radke GER 2:16.8	Kinuye Hitomi JPN 2:17.6	Inga Gentzel SWE 2:18.8
1932 to 1956: Not contested			
1960	Lyudmila Shevtsova URS 2:04.50	Brenda Jones AUS 2:04.58	Ursula Donath GDR 2:05.73
1964	Ann Packer GBR 2:01.1	Maryvonne Dupureur FRA 2:01.9	Marise Chamberlain NZL 2:02.8
1968	Madeline Manning USA 2:00.92	Ilona Silai ROU 2:02.58	Maria Gommers NED 2:02.63
1972	Hildegard Falck FRG 1:58.55	Niolé Sabaté URS 1:58.65	Gunhild Hoffmeister GDR 1:59.19
1976	Tatyana Kazankina URS 1:54.94	Nikolina Shtereva BUL 1:55.42	Elfi Zinn GDR 1:55.60
1980	Nadyezhda Olizarenko URS 1:53.43	Olga Mineyeva URS 1:54.81	Tatyana Providokhina URS 1:55.46
1984	Doina Melinte ROU 1:57.60	Kim Gallagher USA 1:58.63	Fița Lovin ROU 1:58.83
1988	Sigrun Wodars GDR 1:56.10	Christine Wachtel GDR 1:56.64	Kim Gallagher USA 1:56.91
1992	Ellen van Langen NED 1:55.54	Liliya Nurutdinova EUN 1:55.99	Ana Quirot CUB 1:56.80
1996	Svetlana Masterkova RUS 1:57.73	Ana Quirot CUB 1:58.11	Maria Mutola MOZ 1:58.71
2000	Maria Mutola MOZ 1:56.15	Stephanie Graf AUT 1:56.64	Kelly Holmes GBR 1:56.80
2004	Kelly Holmes GBR 1:56.38	Hasna Benhassi MAR 1:56.43	Jolanda Čeplak SLO 1:56.43
2008	Pamela Jelimo KEN 1:54.87	Janeth Jepkosgei KEN 1:56.07	Hasna Benhassi MAR 1:56.73
2012	Mariya Savinova RUS 1:56.19	Caster Semenya RSA 1:57.23	Yekaterina Poistogova RUS 1:57.53

1500 Metres

1928 to 1968: Not contested

1972	Lyudmila Bragina URS 4:01.38	Gunhild Hoffmeister GDR 4:02.83	Paola Cacchi ITA 4:02.85
1976	Tatyana Kazankina URS 4:05.48	Gunhild Hoffmeister GDR 4:06.02	Ulrike Klapezyski GDR 4:06.09
1980	Tatyana Kazankina URS 3:56.56	Christiane Wartenberg GDR 3:57.71	Nadyezhda Olizarenko URS 3:59.52
1984	Gabriella Dorio ITA 4:03.25	Doina Melinte ROU 4:03.76	Maricica Puică ROU 4:04.15
1988	Paula Ivan ROU 3:53.96	Laima Baikauskaitė URS 4:00.24	Tatyana Samolenko URS 4:00.30
1992	Hassiba Boulmerka ALG 3:55.30	Lyudmila Rogachova EUN 3:56.91	Qu Yunxia CHN 3:57.08
1996	Svetlana Masterkova RUS 4:00.83	Gabriela Szabo ROU 4:01.54	Theresia Kiesel AUT 4:03.02
2000	Nouria Mérah-Benida ALG 4:05.10	Violeta Szekely ROU 4:05.15	Gabriela Szabo ROU 4:05.27
2004	Kelly Holmes GBR 3:57.90	Tatyana Tomashova RUS 3:58.12	Maria Cioncan ROU 3:58.39
2008	Nancy Jebet Lagat KEN 4:00.23	Iryna Lishchynska UKR 4:01.63	Nataliya Tobias UKR 4:01.78
2012	Aslı Çakır Alptekin TUR 4:10.23	Gamze Bulut TUR 4:10.40	Maryam Jamal BRN 4:10.74

3000/5000 Metres

1928 to 1980: Not contested; replaced by 5000m from 1996

1984	Maricica Puică ROU 8:35.96	Wendy Sly GBR 8:39.47	Lynn Williams CAN 8:42.14
1988	Tatyana Samolenko URS 8:26.53	Paula Ivan ROU 8:27.15	Yvonne Murray GBR 8:29.02
1992	Yelena Romanova EUN 8:46.04	Tatyana Dorovskikh EUN 8:46.85	Angela Chalmers CAN 8:47.22
1996	Wang Junxia CHN 14:59.88	Pauline Konga KEN 15:03.49	Roberta Brunet ITA 15:07.52
2000	Gabriela Szabo ROU 14:40.79	Sonia O'Sullivan IRL 14:41.02	Gete Wami ETH 14:42.23
2004	Meseret Defar ETH 14:45.65	Isabella Ochichi KEN 14:48.19	Tirunesh Dibaba ETH 14:51.83
2008	Tirunesh Dibaba ETH 15:41.40	Elvan Abeylegesse TUR 15:42.74	Meseret Defar ETH 15:44.12
2012	Meseret Defar ETH 15:04.25	Vivian Cheruiyot KEN 15:04.73	Tirunesh Dibaba ETH 15:05.15

YEAR	GOLD	SILVER	BRONZE	Wind
------	------	--------	--------	------

10,000 Metres*1928 to 1984: Not contested*

1988	Olga Bondarenko	URS	31:05.21	Liz McColgan	GBR	31:08.44	Yelena Zhupiyova	URS	31:19.82
1992	Derartu Tulu	ETH	31:06.02	Elana Meyer	RSA	31:11.75	Lynn Jennings	USA	31:19.89
1996	Fernanda Ribeiro	POR	31:01.63	Wang Junxia	CHN	31:02.58	Gete Wami	ETH	31:06.65
2000	Derartu Tulu	ETH	30:17.49	Gete Wami	ETH	30:22.48	Fernanda Ribeiro	POR	30:22.88
2004	Xing Huina	CHN	30:24.36	Ejegayehu Dibaba	ETH	30:24.98	Derartu Tulu	ETH	30:26.42
2008	Tirunesh Dibaba	ETH	29:54.66	Elvan Abeyegesse	TUR	29:56.34	Shalane Flanagan	USA	30:22.22
2012	Tirunesh Dibaba	ETH	30:20.75	Sally Kipyego	KEN	30:26.37	Vivian Cheruiyot	KEN	30:30.44

Marathon*1928 to 1980: Not contested*

1984	Joan Benoit	USA	2:24:52	Grete Waitz	NOR	2:26:18	Rosa Mota	POR	2:26:57
1988	Rosa Mota	POR	2:25:40	Lisa Martin	AUS	2:25:53	Katrin Dörre	GDR	2:26:21
1992	Valentina Yegorova	EUN	2:32:41	Yuko Arimori	JPN	2:32:49	Lorraine Moller	NZL	2:33:59
1996	Fatuma Roba	ETH	2:26:05	Valentina Yegorova	RUS	2:28:05	Yuko Arimori	JPN	2:28:39
2000	Naoko Takahashi	JPN	2:23:14	Lidia Simon	ROU	2:23:22	Joyce Chepchumba	KEN	2:24:45
2004	Mizuki Noguchi	JPN	2:26:20	Catherine Ndereba	KEN	2:26:32	Deena Kastor	USA	2:27:20
2008	Constantina Tomescu-Diță	ROU	2:26:44	Catherine Ndereba	KEN	2:27:06	Zhou Chunxiu	CHN	2:27:07
2012	Tiki Gelana	ETH	2:23:07	Priscah Jeptoo	KEN	2:23:12	Tatyana Arkhipova	RUS	2:23:29

3000 Metres Steeplechase*1928 to 2004: Not contested*

2008	Gulnara Samitova-Galkina	RUS	8:58.81	Eunice Jepkorir	KEN	9:07.41	Yekaterina Volkova	RUS	9:07.64
2012	Yuliya Zaripova	RUS	9:06.72	Habiba Ghribi	TUN	9:08.37	Sofia Assefa	ETH	9:09.84

80/100 Metres Hurdles*100 Metres from 1972*

1928	Not contested								
1932	Mildred Didrikson	USA	11.7	Evelyn Hall	USA	11.7	Marjorie Clark	RSA	11.8
1936	Trebisonda Valla	ITA	11.75	Anny Steuer	GER	11.81	Elizabeth Taylor	CAN	11.82
1948	Fanny Blankers-Koen	NED	11.4	Maureen Gardner	GBR	11.5	Shirley Strickland	AUS	11.5
1952	Shirley Strickland	AUS	11.01	Mariya Golubnichaya	URS	11.24	Maria Sander	GER	11.38
1956	Shirley Strickland	AUS	10.96	Gisela Köhler	GER	11.12	Norma Thrower	AUS	11.25
1960	Irina Press	URS	10.93	Carole Quinton	GBR	10.99	Gisela Birkemeyer	GER	11.13
1964	Karin Balzer	GER	10.54w	Teresa Ciepla	POL	10.55	Pam Kilborn	AUS	10.56
1968	Maureen Caird	AUS	10.39	Pam Kilborn	AUS	10.46	Chi Cheng	TPE	10.51
1972	Annelie Ehrhardt	GDR	12.59	Valeria Bufanu	ROU	12.84	Karin Balzer	GDR	12.90
1976	Johanna Schaller	GDR	12.77	Tatyana Anisimova	URS	12.78	Natalya Lebedeva	URS	12.80
1980	Vera Komisova	URS	12.56	Johanna Klier	GDR	12.63	Lucyna Langer	POL	12.65
1984	Benita Fitzgerald-Brown	USA	12.84	Shirley Strong	GBR	12.88	Kim Turner	USA	13.06
1988	Yordanka Donkova	BUL	12.38	Gloria Siebert	GDR	12.61	Michèle Chardonnet	FRA	13.06
1992	Voula Patoulidou	GRE	12.64	LaVonna Martin	USA	12.69	Claudia Zaczkiewicz	FRG	12.75
1996	Ludmila Engquist	SWE	12.58	Brigita Bukovec	SLO	12.59	Yordanka Donkova	BUL	12.70
2000	Olga Shishigina	KAZ	12.65	Glory Alozie	NGR	12.68	Patricia Girard-Léno	FRA	12.65
2004	Joanna Hayes	USA	12.37	Yelena Krasovska	UKR	12.45	Melissa Morrison	USA	12.76
2008	Dawn Harper	USA	12.54	Sally McLellan	AUS	12.64	Melissa Morrison	USA	12.56
2012	Sally Pearson	AUS	12.35	Dawn Harper	USA	12.37	Priscilla Lopes-Schliep	CAN	12.64
							Kellie Wells	USA	12.48

400 Metres Hurdles*1928 to 1980: Not contested*

1984	Naval El Moutawakel	MAR	54.61	Judi Brown	USA	55.20	Cristiana Cococar	ROU	55.41
1988	Debbie Flintoff-King	AUS	53.17	Tatyana Ledovskaya	URS	53.18	Ellen Fiedler	GDR	53.63
1992	Sally Gunnell	GBR	53.23	Sandra Farmer-Patrick	USA	53.69	Janeene Vickers	USA	54.31
1996	Deon Hemmings	JAM	52.82	Kim Batten	USA	53.08	Tonja Buford-Bailey	USA	53.22
2000	Irina Privalova	RUS	53.02	Deon Hemmings	JAM	53.45	Nezha Bidouane	MAR	53.57
2004	Fani Halkiá	GRE	52.82	Ionela Tirlea-Manolache	ROU	53.38	Tatyana Tereshchuk	UKR	53.44
2008	Melaine Walker	JAM	52.64	Sheena Tosta	USA	53.70	Tasha Danvers	GBR	53.84
2012	Natalya Antyukh	RUS	52.70	Lashinda Demus	USA	52.77	Zuzana Hejnová	CZE	53.38

High Jump

1928	Ethel Catherwood	CAN	1.59	Carolina Gisolf	NED	1.56	Mildred Wiley	USA	1.56
1932	Jean Shiley	USA	1.65	Mildred Didrikson	USA	1.65	Eva Dawes	CAN	1.60
1936	Ibolya Csák	HUN	1.60	Dorothy Odam	GBR	1.60	Elfriede Kaun	GER	1.60
1948	Alice Coachman	USA	1.68	Dorothy Tyler	GBR	1.68	Micheline Ostermeyer	FRA	1.61
1952	Esther Brand	RSA	1.67	Sheila Lerwill	GBR	1.65	Aleksandra Chudina	URS	1.63
1956	Mildred McDaniel	USA	1.76	Maria Pisareva	URS	1.67			
				Thelma Hopkins	GBR	1.67			
1960	Iolanda Balaş	ROU	1.85	Jar. Józwiakowska	POL	1.71			
				Dorothy Shirley	GBR	1.71			

YEAR	GOLD		SILVER	BRONZE					
1964	Iolanda Balaş	ROU	1.90	Michele Brown	AUS	1.80	Taisiya Chenchik	URS	1.78
1968	Miloslava Rezková	CZE	1.82	Antonina Okorokova	URS	1.80	Valentina Kozyr	URS	1.80
1972	Ulrike Meyfarth	FRG	1.92	Yordanka Blagoeva	BUL	1.88	Ilona Gusenbauer	AUT	1.88
1976	Rosemarie Ackermann	GDR	1.93	Sara Simeoni	ITA	1.91	Yordanka Blagoeva	BUL	1.91
1980	Sara Simeoni	ITA	1.97	Urszula Kielan	POL	1.94	Jutta Kirst	GDR	1.94
1984	Ulrike Meyfarth	FRG	2.02	Sara Simeoni	FRG	2.00	Joni Huntley	USA	1.97
1988	Louise Ritter	USA	2.03	Stefka Kostadinova	BUL	2.01	Tamara Bykova	URS	1.99
1992	Heike Henkel	GER	2.02	Alina Astafei	ROU	2.00	Ioamnet Quintero	CUB	1.97
1996	Stefka Kostadinova	BUL	2.05	Niki Bakoyianni	GRE	2.03	Inga Babakova	UKR	2.01
2000	Yelena Yelesina	RUS	2.01	Hestrie Cloete	RSA	2.01	Oana Pantelimon	ROU	1.99
2004	Yelena Slesarenko	RUS	2.06	Hestrie Cloete	RSA	2.02	Kajsa Bergqvist	SWE	1.99
2008	Tia Hellebaut	BEL	2.05	Blanka Vlašić	CRO	2.05	Viktoriya Stoykina	UKR	2.02
2012	Anna Chicherova	RUS	2.05	Brigetta Barrett	USA	2.03	Anna Chicherova	RUS	2.03
							Svetlana Shkolina	RUS	2.03

Pole Vault*1928 to 1996: Not contested*

2000	Stacy Dragila	USA	4.60	Tatiana Grigorieva	AUS	4.55	Vala Flosadóttir	ISL	4.50
2004	Yelena Isinbaeva	RUS	4.91	Svetlana Feofanova	RUS	4.75	Anna Rogowska	POL	4.70
2008	Yelena Isinbaeva	RUS	5.05	Jenn Stuczynski	USA	4.80	Svetlana Feofanova	RUS	4.75
2012	Jenn Suhr	USA	4.75	Yarisley Silva	CUB	4.75	Yelena Isinbaeva	RUS	4.70

Long Jump*1928 to 1936: Not contested*

1948	Olga Gyarmati	HUN	5.695	Noémi de Portela	ARG	5.60	Ann-Britt Leyman	SWE	5.575
1952	Yvette Williams	NZL	6.24	Aleksandra Chudina	URS	6.14	Shirley Cawley	GBR	5.92
1956	Elzbieta Krzesińska	POL	6.35	Willie White	USA	6.09	Nadyezda Dvalishvili	URS	6.07
1960	Vera Krepkina	URS	6.37	Elzbieta Krzesinska	POL	6.27	Hildrun Claus	GDR	6.21
1964	Mary Rand	GBR	6.76	Irena Kirszenstein	POL	6.60	Tatyana Shchelkanova	URS	6.42
1968	Viorica Viscopoleanu	ROU	6.82	Sheila Sherwood	GBR	6.68	Tatyana Talysheva	URS	6.66
1972	Heide Rosendahl	FRG	6.78	Diana Yorgova	BUL	6.77	Eva Suranová	CZE	6.67
1976	Angela Voigt	GDR	6.72	Kathy McMillan	USA	6.66	Lidiya Alfeyeva	URS	6.60
1980	Tatyana Kolpakova	URS	7.06	Brigitte Wujak	GDR	7.04	Tatyana Skatchko	URS	7.01
1984	Anişoara Stanciu	ROU	6.96	Valy Ionescu	ROU	6.81	Sue Hearnshaw	GBR	6.80w
1988	Jackie Joyner-Kersey	USA	7.40	Heike Drechsler	GDR	7.22	Galina Chistyakova	URS	7.11
1992	Heike Drechsler	GER	7.14	Inessa Kravets	EUN	7.12	Jackie Joyner-Kersey	USA	7.07
1996	Chioma Ajunwa	NGR	7.12	Fiona May	ITA	7.02	Jackie Joyner-Kersey	USA	7.00
2000	Heike Drechsler	GER	6.99	Fiona May	ITA	6.92	Tatyana Kotova	RUS	6.83
2004	Tatyana Lebedeva	RUS	7.07	Irina Simagina	RUS	7.05	Tatyana Kotova	RUS	7.05
2008	Maurren Higa Maggi	BRA	7.04	Tatyana Lebedeva	RUS	7.03	Blessing Okagbare	NGR	6.91
2012	Brittney Reese	USA	7.12	Yelena Sokolova	RUS	7.07	Janay DeLoach	USA	6.89

Triple Jump*1928 to 1992: Not contested*

1996	Inessa Kravets	UKR	15.33	Inna Lasovskaya	RUS	14.98	Šárka Kašpárková	CZE	14.98
2000	Tereza Marinova	BUL	15.20	Tatyana Lebedeva	RUS	15.00	Yelena Gororova	UKR	14.96
2004	Françoise Mbango	CMR	15.30	Hrysopiýi Devetzi	GRE	15.25	Tatyana Lebedeva	RUS	15.14
2008	Françoise Mbango	CMR	15.39	Tatyana Lebedeva	RUS	15.32	Hrysopiýi Devetzi	GRE	15.23
2012	Olga Rypakova	KAZ	14.98	Caterina Ibargüen	COL	14.80	Olga Saladukha	UKR	14.79

Shot Put*1928 to 1936: Not contested*

1948	Micheline Ostermeyer	FRA	13.75	Amelia Piccinini	ITA	13.09	Ina Schäffer	AUT	13.08
1952	Galina Zyбина	URS	15.28	Marianne Werner	GER	14.57	Klavdiya Tochnova	URS	14.50
1956	Tamara Tyshkevich	URS	16.59	Galina Zyбина	URS	16.53	Marianne Werner	GER	15.61
1960	Tamara Press	URS	17.32	Johanna Lüttge	GER	16.61	Earlene Brown	USA	16.42
1964	Tamara Press	URS	18.14	Renate Garisch	GER	17.61	Galina Zyбина	URS	17.45
1968	Margitta Gummel	GDR	19.61	Marita Lange	GDR	18.78	Nadyezda Chizhova	URS	18.19
1972	Nadyezda Chizhova	URS	21.03	Margitta Gummel	GDR	20.22	Ivanka Khristova	BUL	19.35
1976	Ivanka Khristova	BUL	21.16	Nadyezda Chizhova	URS	20.96	Helena Fibingerová	CZE	20.67
1980	Ilona Slupianek	GDR	22.41	Svetlana Krachevskaya	URS	21.42	Margitta Pufe	GDR	21.20
1984	Claudia Losch	FRG	20.48	Mihaela Loghin	ROU	20.47	Gael Martin	AUS	19.19
1988	Natalya Lisovskaya	URS	22.24	Kathrin Neimke	GDR	21.07	Li Meisu	CHN	21.06
1992	Svetlana Krivelyova	EUN	21.06	Huang Zhihong	CHN	20.47	Kathrin Neimke	GER	19.78
1996	Astrid Kumbernuss	GER	20.56	Sui Xinmei	CHN	19.88	Irina Khudorozhkina	RUS	19.35
2000	Yanina Korolchik	BLR	20.56	Larisa Peleshenko	RUS	19.92	Astrid Kumbernuss	GER	19.62
2004*	Yumeileidi Cumbá	CUB	19.59	Nadine Kleinert	GER	19.55			

Not allocated

4th: Nadezhda Ostapchuk BLR 19.01

Nadezhda Ostapchuk BLR 19.86

Gong Lijiao CHN 20.22

* As at June 30, 2015, the IOC have not re-allocated the bronze medal following their retroactive disqualification of Svetlana Krivelyova RUS, who was originally third with 19.49 but failed a doping control re-test

YEAR	GOLD		SILVER		BRONZE				
Discus Throw									
1928	Helena Konopacka	POL	39.62	Lillian Copeland	USA	37.08	Ruth Svedberg	SWE	35.92
1932	Lillian Copeland	USA	40.58	Ruth Osburn	USA	40.12	Jadwiga Wajs	POL	38.74
1936	Gisela Mauermayer	GER	47.63	Jadwiga Wajs	POL	46.22	Paula Mollenhauer	GER	39.80
1948	Micheline Ostermeyer	FRA	41.92	Edera Gentile	ITA	41.17	Jacqueline Mazéas	FRA	40.47
1952	Nina Romashkova	URS	51.42	Yelizaveta Bagriantseva	URS	47.08	Nina Dumbadze	URS	46.29
1956	Olga Fikotová	CZE	53.69	Irina Beglyakova	URS	52.54	Nina Ponomaryova	URS	52.02
1960	Nina Ponomaryova	URS	55.10	Tamara Press	URS	52.59	Lia Manoliu	ROU	52.36
1964	Tamara Press	URS	57.27	Ingrid Lotz	GER	57.21	Lia Manoliu	ROU	56.97
1968	Lia Manoliu	ROU	58.28	Liesel Westermann	FRG	57.76	Jolan Kleiber-Kontsek	HUN	54.90
1972	Faina Melnik	URS	66.62	Argentina Menis	ROU	65.06	Vasilka Stoeva	BUL	64.34
1976	Evelin Schlaak	GDR	69.00	Mariya Vergova	BUL	67.30	Gabriele Hinzmann	GDR	66.84
1980	Evelin Jahl	GDR	69.96	Mariya Petkova	BUL	67.90	Tatyana Lesovaya	URS	67.40
1984	Ria Stalman	NED	65.36	Leslie Deniz	USA	64.86	Florenta Crăciunescu	ROU	63.64
1988	Martina Hellmann	GDR	72.30	Diana Gansky	GDR	71.88	Tsvetanka Khristova	BUL	69.74
1992	Maritzta Marten	CUB	70.06	Tsvetanka Khristova	BUL	67.78	Daniela Costian	AUS	66.24
1996	Ilke Wyludda	GER	69.66	Natalya Sadova	RUS	66.48	Ellina Zvereva	BLR	65.64
2000	Ellina Zvereva	BLR	68.40	Anastasia Kelesidou	GRE	65.71	Irina Yatchenko	BLR	65.20
2004	Natalya Sadova	RUS	67.02	Anastasia Kelesidou	GRE	66.68	Věra Pospíšilová-Cechlová	CZE	66.08
2008	Stephanie Brown Trafton	USA	64.74	Yarelis Barrios	CUB	63.64	Yelena Antonova	UKR	62.59
2012*	Sandra Perković	CRO	69.11	Darya Pishchalnikova	RUS	67.56	Li Yanfeng	CHN	67.22
							4th: Yarelis Barrios	CUB	68.38

* As at June 30, 2015, the IOC had not confirmed the disqualification of Pishchalnikova, who failed a doping control test on May 20, 2012 and who had all her results from that date disqualified by the IAAF, as well as a 10-year suspension to November 1, 2022

Hammer Throw

1928 to 1996: Not contested

2000	Kamila Skolimowska	POL	71.16	Olga Kuzenkova	RUS	69.77	Kirsten Münchow	GER	69.28
2004	Olga Kuzenkova	RUS	75.02	Yipsi Moreno	CUB	73.36	Yunaika Crawford	CUB	73.16
2008	Oksana Menkova	BLR	76.34	Yipsi Moreno	CUB	75.20	Zhang Wenxiu	CHN	74.32
2012	Tatyana Lysenko	RUS	78.18	Anita Włodarczyk	POL	77.60	Betty Heidler	GER	77.12

Javelin Throw

1928 Not contested

1932	Mildred Didrikson	USA	43.68	Ellen Braumüller	GER	43.50	Tilly Fleischer	GER	43.15
1936	Tilly Fleischer	GER	45.18	Luise Krüger	GER	43.29	Maria Kwasniewska	POL	41.80
1948	Hermine Bauma	AUT	45.57	Kaisa Parviainen	FIN	43.79	Lily Carlstedt	DEN	42.08
1952	Dana Zátopková	CZE	50.47	Aleksandra Chudina	URS	50.01	Yelena Gorchakova	URS	49.76
1956	Inese Jaunzeme	URS	53.86	Marlene Ahrens	CHI	50.38	Nadyezda Konyayeva	URS	50.28
1960	Elvira Ozoliņa	URS	55.98	Dana Zátopková	CZE	53.78	Birutė Kalėdienė	URS	53.45
1964	Mihaela Peneş	ROU	60.54	Márta Rudas	HUN	58.27	Yelena Gorchakova	URS	57.06
1968	Angela Németh	HUN	60.36	Mihaela Penes	ROU	59.92	Eva Janko	AUT	58.04
1972	Ruth Fuchs	GDR	63.88	Jacqueline Todten	GDR	62.54	Kate Schmidt	USA	59.94
1976	Ruth Fuchs	GDR	65.94	Marion Becker	FRG	64.70	Kate Schmidt	USA	63.96
1980	María Colón	GBR	68.40	Saida Gunba	URS	67.76	Ute Hommola	GDR	66.56
1984	Tessa Sanderson	GBR	69.56	Tiina Lillak	FIN	69.00	Fatima Whitbread	GBR	67.14
1988	Petra Felke	GDR	74.68	Fatima Whitbread	GBR	70.32	Beate Koch	GDR	67.30
1992	Silke Renk	GER	68.34	Natalya Shikolenko	EUN	68.26	Karen Forkel	GER	66.86
1996	Heli Rantanen	FIN	67.94	Louise McPaul	AUS	65.54	Trine Hattestad	NOR	64.98
2000	Trine Hattestad	NOR	68.91	Mirela Tzelli	GRE	67.51	Oslieids Menéndez	CUB	66.18
2004	Oslieids Menéndez	CUB	71.53	Steffi Nerius	GER	65.82	Mirela Manjani	GRE	64.29
2008	Barbora Špotáková	CZE	71.42	Mariya Abakumova	RUS	70.78	Christina Obergföll	GER	66.13
2012	Barbora Špotáková	CZE	69.55	Christina Obergföll	GER	65.16	Linda Stahl	GER	64.91

Pentathlon/Heptathlon

1928 to 1960: Not contested

Heptathlon from 1984

All scores on tables in use at time of competition

1964	Irina Press	URS	5246	Mary Rand	GBR	5035	Galina Bystrova	URS	4956
1968	Ingrid Becker	FRG	5098	Liese Prokop	AUT	4966	Annamária Tóth	HUN	4959
1972	Mary Peters	GBR	4801	Heide Rosendahl	FRG	4791	Burglinde Pollak	GDR	4768
1976	Siegrun Siegl	GDR	4745	Christine Laser	GDR	4745	Burglinde Pollak	GDR	4740
1980	Nadyezda Tkachenko	URS	5083	Olga Rukavishnikova	URS	4937	Olga Kuragina	URS	4875
1984	Glynis Nunn	AUS	6390	Jackie Joyner	USA	6385	Sabine Everts	FRG	6363
1988	Jackie Joyner-Kersey	USA	7291	Sabine John	GDR	6897	Anke Behmer	GDR	6858
1992	Jackie Joyner-Kersey	USA	7044	Irina Belova	EUN	6845	Sabine Braun	GER	6649
1996	Ghada Shouaa	SYR	6780	Natasha Sazanovich	BLR	6563	Denise Lewis	GBR	6489
2000	Denise Lewis	GBR	6584	Yelena Prokhorova	RUS	6531	Natalya Sazanovich	BLR	6527
2004	Carolina Klüft	SWE	6952	Austra Skujytė	LTU	6435	Kelly Sotherton	GBR	6424
2008	Nataliya Dobrynska	UKR	6733	Hyleas Fountain	USA	6619	Tatyana Chernova	RUS	6591
2012	Jessica Ennis	GBR	6955	Lilli Schwarzkopf	GER	6649	Tatyana Chernova	RUS	6628

YEAR	GOLD		SILVER		BRONZE				
10/20 Kilometres Walk									
<i>1928 to 1988 Not contested</i>									
<i>20 Kilometres from 2000</i>									
1992	Chen Yueling	CHN	44:32	Yelena Nikolayeva	EUN	44:33	Li Chunxiu	CHN	44:41
1996	Yelena Nikolayeva	RUS	41:49	Elisabetta Perrone	ITA	42:12	Wang Yan	CHN	42:19
2000	Wang Liping	CHN	1:29:05	Kjersti Plätzer	NOR	1:29:33	Maria Vasco	ESP	1:30:23
2004	Athanasia Tsoumeléka	GRE	1:29:12	Olimpiada Ivanova	RUS	1:29:16	Jane Saville	AUS	1:29:25
2008	Olga Kaniskina	RUS	1:26:31	Kjersti Plätzer	NOR	1:27:07	Elisa Rigaud	ITA	1:27:12
2012	Yelena Lashmanova	RUS	1:25:02	Olga Kaniskina	RUS	1:25:09	Qieyang Shenjie	CHN	1:25:16

4 x 100 Metres Relay

1928	Canada	48.4	United States	48.8	Germany	49.0
1932	United States	46.86	Canada	47.0	Great Britain & NI	47.6
1936	United States	46.9	Great Britain & NI	47.6	Canada	47.8
1948	Netherlands	47.5	Australia	47.6	Canada	47.8
1952	United States	46.14	Germany	46.18	Great Britain & NI	46.41
1956	Australia	44.65	Great Britain & NI	44.70	United States	45.04
1960	United States	44.72	Germany	45.00	Poland	45.19
1964	Poland	43.69	United States	43.92	Great Britain & NI	44.09
1968	United States	42.88	Cuba	43.36	USSR	43.41
1972	FRG	42.81	GDR	42.95	Cuba	43.36
1976	GDR	42.55	FRG	42.59	USSR	43.09
1980	GDR	41.60	USSR	42.10	Great Britain & NI	42.43
1984	United States	41.65	Canada	42.77	Great Britain & NI	43.11
1988	United States	41.98	GDR	42.09	USSR	42.75
1992	United States	42.11	Unified Team	42.16	Nigeria	42.81
1996	United States	41.95	Bahamas	42.14	Jamaica	42.24
2000*	Bahamas	41.95	Jamaica	42.13	United States	42.20
					4th: France	42.42
2004	Jamaica	41.73	Russia	42.27	France	42.54
2008	Russia	42.31	Belgium	42.54	Nigeria	43.04
2012	United States	40.82	Jamaica	41.41	Ukraine	42.04

* The United States were initially disqualified by the IOC (in April 2008) for a doping violation by team member Marion Jones, but in July 2010 were reinstated as bronze medalists (without Jones) after a successful appeal by Jones's team-mates to The Court of Arbitration for Sport

4 x 400 Metres Relay

<i>1928 to 1968: Not contested</i>						
1972	GDR	3:22.95	United States	3:25.15	FRG	3:26.51
1976	GDR	3:19.23	United States	3:22.81	USSR	3:24.24
1980	USSR	3:20.12	GDR	3:20.35	Great Britain & NI	3:27.5
1984	United States	3:18.29	Canada	3:21.21	FRG	3:22.98
1988	USSR	3:15.17	United States	3:15.51	GDR	3:18.29
1992	Unified Team	3:20.20	United States	3:20.92	Great Britain & NI	3:24.23
1996	United States	3:20.91	Nigeria	3:21.04	Germany	3:21.14
2000*	United States	3:22.62	Jamaica	3:23.25	Russia	3:23.46
					4th: Nigeria	3:23.80
2004#	United States	3:19.01	Russia	3:20.16	Jamaica	3:22.00
					4th: Great Britain & NI	3:25.12
2008	United States	3:18.54	Russia	3:18.82	Jamaica	3:20.40
2012	United States	3:16.87	Russia	3:20.23	Jamaica	3:20.95

* The United States were initially disqualified by the IOC (in April 2008) for a doping violation by team member Marion Jones, but in July 2010 were reinstated as bronze medalists (without Jones) after a successful appeal by Jones's team-mates to The Court of Arbitration for Sport

Crystal Cox, who ran in the heats for the winning team in 2004, was disqualified for doping violations dating back to November 2001 and her personal medal was withdrawn. Despite this, in June 2013, the IOC decided not to re-allocate the other medals awarded in this event

Olympic Champions stripped of gold medals by the IOC following doping violations (as at June 30, 2015)

1988 Men's 100 Metres	Ben Johnson	CAN	9.79
2000 Men's 4x400 Metres Relay	United States	2:56.35	
2000 Women's 100 Metres	Marion Jones	USA	10.75
2000 Women's 200 Metres	Marion Jones	USA	21.84
2004 Men's Shot Put	Yuriy Belonog	UKR	21.16
2004 Men's Discus Throw	Robert Fazekas	HUN	70.93
2004 Men's Hammer Throw	Adrián Annus	HUN	83.19
2004 Women's Shot Put	Irina Korzhanenko	RUS	21.06
2004 Women's 4x400m Relay	Crystal Cox only	USA	3:23.79 (1h2, 51.82 split)
2008 Men's 1500 Metres	Rashid Ramzi	BRN	3:32.94
2012 Women's Shot Put	Nadezhda Ostapchuk	BLR	21.36

YEAR	GOLD			SILVER			BRONZE		
------	------	--	--	--------	--	--	--------	--	--

Discontinued Events

MEN ONLY

60 Metres

1900	Alvin Kraenzlein	USA	7.0	Walter Tewksbury	USA	7.0	Stanley Rowley	AUS	7.1
1904	Archie Hahn	USA	7.0	William Hogenson	USA	7.2	Fay Moulton	USA	7.2

3000 Metres Team Race

1912	United States	9	Sweden	13	Great Britain & Ireland	23
1920	United States	10	Great Britain & Ireland	20	Sweden	24
1924	Finland	8	Great Britain & NI	14	United States	25

Three Miles Team Race

1908	Great Britain & Ireland	6	United States	19	France	32
------	-------------------------	---	---------------	----	--------	----

5000 Metres Team Race

1900	Great Britain & Ireland	26	France	29	-	
------	-------------------------	----	--------	----	---	--

Four Miles Team Race

1904	United States	27	United States	28	-	
------	---------------	----	---------------	----	---	--

Five Miles

1906	Henry Hawtrey	GBR	26:11.8	John Svanberg	SWE	26:19.4	Edward Dahl	SWE	26:26.2
1908	Emil Voigt	GBR	25:11.2	Edward Owen	GBR	25:24.0	John Svanberg	SWE	25:37.2

Cross Country

1912 _{12Km}	Hannes Kolehmainen	FIN	45:11.6	Hjalmar Andersson	SWE	45:44.8	John Eke	SWE	46:37.6
1920 _{8Km}	Paavo Nurmi	FIN	27:15.0	Eric Backman	SWE	27:17.6	Heikki Liimatainen	FIN	27:37.4
1924 _{10.7Km}	Paavo Nurmi	FIN	32:54.8	Ville Ritola	FIN	34:19.4	Earle Johnson	USA	35:21.0

Cross Country Team Race

1912	Sweden	10	Finland	11	Great Britain & Ireland	49
1920	Finland	10	Great Britain & Ireland	21	Sweden	23
1924	Finland	11	United States	14	France	20

2500 Metres Steeplechase

1900	George Orton	CAN	7:34.4	Sidney Robinson	GBR	7:35.8	Jacques Chastanié	FRA	7:42.0
------	--------------	-----	--------	-----------------	-----	--------	-------------------	-----	--------

2590 Metres Steeplechase

1904	James Lightbody	USA	7:39.6	John Daly	GBR	8:01.6	Arthur Newton	USA	8:07.0
------	-----------------	-----	--------	-----------	-----	--------	---------------	-----	--------

3200 Metres Steeplechase

1908	Arthur Russell	GBR	10:47.8	Archie Robertson	GBR	10:48.4	John Eisele	USA	11:00.8
------	----------------	-----	---------	------------------	-----	---------	-------------	-----	---------

4000 Metres Steeplechase

1900	John Rimmer	GBR	12:58.4	Charles Bennett	GBR	12:58.6	Sidney Robinson	GBR	12:58.8
------	-------------	-----	---------	-----------------	-----	---------	-----------------	-----	---------

200 Metres Hurdles

1900	Alvin Kraenzlein	USA	25.4	Norman Pritchard	GBR	26.0	Walter Tewksbury	USA	26.1
1904	Harry Hillman	USA	24.6	Frank Castleman	USA	24.9	George Poage	USA	25.2

Standing High Jump

1900	Ray Ewry	USA	1.655	Irving Baxter	USA	1.525	Lewis Sheldon	USA	1.50
1904	Ray Ewry	USA	1.60	Joseph Stadler	USA	1.45	Lawson Robertson	USA	1.45
1906	Ray Ewry	USA	1.56	Martin Sheridan	USA	1.40			
				Léon Dupont	BEL	1.40			
				Lawson Robertson	USA	1.40			
1908	Ray Ewry	USA	1.575	Kostas Tsiklitis	GRE	1.55			
				John Biller	USA	1.55			
1912	Platt Adams	USA	1.63	Ben Adams	USA	1.60	Kostas Tsiklitis	GRE	1.55

Standing Long Jump

1900	Ray Ewry	USA	3.21	Irving Baxter	USA	3.135	Emile Torcheboeuf	FRA	3.03
1904	Ray Ewry	USA	3.47	Charles King	USA	3.28	John Biller	USA	3.25
1906	Ray Ewry	USA	3.30	Martin Sheridan	USA	3.095	Lawson Robertson	USA	3.05
1908	Ray Ewry	USA	3.335	Kostas Tsiklitis	GRE	3.235	Martin Sheridan	USA	3.225
1912	Kostas Tsiklitis	GRE	3.37	Platt Adams	USA	3.36	Ben Adams	USA	3.28

Standing Triple Jump

1900	Ray Ewry	USA	10.58	Irving Baxter	USA	9.95	Robert Garrett	USA	9.50
1904	Ray Ewry	USA	10.55	Charles King	USA	10.16	Joseph Stadler	USA	9.60

Shot Put, both arms

1912	Ralph Rose	USA	27.70	Patrick McDonald	USA	27.53	Elmer Niklander	FIN	27.14
------	------------	-----	-------	------------------	-----	-------	-----------------	-----	-------

YEAR	GOLD			SILVER			BRONZE		
Discus Throw, Greek Style									
1906	Verner Järvinen	FIN	35.17	Nicolaos Georgantas	GRE	32.80	István Mudin	HUN	31.91
1908	Martin Sheridan	USA	38.00	Bill Horr	USA	37.32	Verner Järvinen	FIN	36.48
Discus Throw, both arms									
1912	Armas Taipale	FIN	82.86	Elmer Niklander	FIN	77.96	Emil Magnusson	SWE	77.37
Javelin Throw, Freestyle									
1906	Eric Lemming	SWE	53.90	Knut Lindberg	SWE	45.17	Bruno Söderström	SWE	44.92
1908	Eric Lemming	SWE	54.44	Michel Dorizas	GRE	51.36	Arne Halse	NOR	49.73
Javelin Throw, both arms									
1912	Juho Saaristo	FIN	109.42	Väinö Siikaniemi	FIN	101.13	Urho Peltonen	FIN	100.24
56 Pound Weight Throw									
1904	Étienne Desmarteau	CAN	10.465	John Flanagan	USA	10.16	James Mitchel	USA	10.135
1920	Pat McDonald	USA	11.265	Pat Ryan	USA	10.965	Carl-Johan Lind	SWE	10.25
Stone Throw									
1906	Nicolaos Yeorgantas	GRE	19.925	Martin Sheridan	USA	19.035	Michel Dorizas	GRE	18.585
Pentathlon									
1906	Hjalmar Mellander	SWE	24	István Mudin	HUN	25	Eric Lemming	SWE	29
1912*	Jim Thorpe	USA	7						
	Ferdinand Bie	NOR	21	James Donahue	USA	29	Franke Lukeman	CAN	29
1920	Eero Lehtonen	FIN	14	Everett Bradley	USA	24	Hugo Lahtinen	FIN	26
1924	Eero Lehtonen	FIN	14	Elemér Somfay	HUN	16	Robert LeGendre	USA	18
* Thorpe originally finished outright first but was later disqualified for a breach of amateur rules. He was reinstated in 1982 by the IOC, but only as joint first									
All-Around									
<i>Consisted of 100yd, 1 mile, 120yd hurdles, 880yd walk, high jump, long jump, pole vault, shot put, hammer and 56lb weight</i>									
1904	Thomas Kiely	GBR	6036	Adam Gunn	USA	5907	Truxton Hare	USA	5813
1500 Metres Walk									
1906	George Bonhag	USA	7:12.6	Donald Linden	CAN	7:19.8	Konstantinos Spetsiotis	GRE	7:22.0
3000 Metres Walk									
1906	György Sztantics	HUN	15:13.2	Hermann Müller	GER	15:20.0	Yorgos Saridakis	GRE	15:33.0
1920	Ugo Frigerio	ITA	13:14.2	George Parker	AUS	13:19.6	Richard Remer	USA	13:22.2
3500 Metres Walk									
1908	George Larner	GBR	14:55.0	Ernest Webb	GBR	15:07.4	Harry Kerr	NZL	15:43.4
10 Kilometres Walk									
1912	George Goulding	CAN	46:28.4	Ernest Webb	GBR	46:50.4	Fernando Altmani	ITA	47:37.6
1920	Ugo Frigerio	ITA	48:06.2	Joseph Pearman	USA	49:40.2	Charles Gunn	GBR	49:43.9
1912	Ugo Frigerio	ITA	47:49.0	Gordon Goodwin	GBR	48:37.9	Cecil McMaster	RSA	49:08.0
1948	John Mikaelsson	SWE	45:13.2	Ingemar Johansson	SWE	45:43.8	Fritz Schwab	SUI	46:00.2
1952	John Mikaelsson	SWE	45:02.85	Fritz Schwab	SUI	45:41.03	Bruno Junk	URS	45:41.05
10 Miles Walk									
1908	George Larner	GBR	1:15:57.4	Ernest Webb	GBR	1:17:31.0	Edward Spencer	GBR	1:21:20.2
Medley Relay									
1908	USA		3:29.4	Germany		3:32.4	Hungary		3:32.5



Olympic Games Medal & Placing Tables

Here, points are awarded for the first eight placings in each event, with eight for Olympic gold down to one for 8th place. For ties, points are divided between the countries involved, so that for instance equal second place by two athletes is worth 6.5 points for each country. Points are only awarded for athletes who finished in the final, none are given to those who did not finish or were disqualified. As we go to press there are a number of doping cases in progress and others which have been partially concluded. We have strived to include the latest news (up to June 30, 2015), and these tables incorporate the following outcomes.

The multiple individual disqualifications of Marion Jones in 2000 and 2004 are integrated, including the case of the 2000 women's 100 metres where the IOC determined that two silvers and no gold would be awarded as noted on page 406. However, as further detailed on page 411, the US women still hold their relay gold (4x400m) and bronze (4x100m) medals from Sydney, in spite of Jones's contributions to both efforts. Similarly, for the 2004 women's 4x400m, the IOC ruled in 2012 that the US women were not to be disqualified despite the doping violation of heat runner Crystal Cox. Fully adjusted are the 2000 men's 4x400m (originally won by the USA) 2008 men's 1500m (Rashid Ramzi BRN) and the 2012 women's shot put (Nadezhda Ostapchuk BLR), where the winners were disqualified and all other finalists moved up a place.

In 2012, re-tests of samples from Athens 2004 led to four further disqualifications – Yuriy Belonog UKR (shot put gold), Ivan Tikhon BLR (hammer throw silver), Svetlana Krivelyova RUS (shot put bronze) and Iryna Yatchenko BLR (discus throw bronze). The IOC confirmed the logical upgrades for the athletes finishing behind Belonog and Yatchenko, but the medals won by Tikhon and Krivelyova have not been re-allocated as at June 30, 2015. A further failed re-test from the 2005 World Championships ultimately led to a lifetime ban for Andrei Mikhnevich BLR. He was stripped of his 2008 bronze medal in the shot put, which in April 2014 was passed to Dylan Armstrong CAN.

In May 2015, the IOC confirmed that because of Tyson Gay's doping transgression, the United States were to be stripped of the 4x100m relay silver from 2012. The other finalists originally finishing in places 3-8 were all upgraded. These tables show a total of three unallocated medals across the games of 2000 and 2004, as well as the extra silver (awarded to Tayna Lawrence JAM) for the 2000 women's 100 metres.

Three main tables here show the original medal order for the 2012 women's Discus Throw (Perković CRO, Pishchalnikova RUS & Li CHN). As at June 30, 2015 the IOC have yet to confirm the IAAF's retroactive disqualification of Dayra Pishchalnikova's results dating back to May 2012. For this case, an additional set of placements is provided on page 417, reflecting the medal and placing order without Pishchalnikova, and with the women originally finishing in places 3-9 all upgraded.

OVERALL

COUNTRY	GOLD	SILVER	BRONZE	4th	5th	6th	7th	8th	MEDALS	POINTS
USA ^{1, 3}	330+2=	247.8+7=	195+5=	175+5=	142+5=	125+6=	81+3=	81+7=	786.8	7749.8
GER	70	93	98	98+2=	103+3=	87+4=	73+4=	63+1=	261	3203.2
GBR ^{2, 3}	56.8	83+3=	62+1=	72	81+1=	56+3=	42+4=	54+3=	205.8	2435.8
URS/EUN	71	64+2=	75+2=	67	51	37+2=	34+2=	45	214	2260.5
FIN	49	35	31+1=	39	25+1=	32+2=	26+1=	20	116	1299
SWE	21	25	42+3=	40+4=	40+1=	33+5=	35+3=	38+1=	91	1212.0
FRA ³	15	22.2+1=	24+2=	34+1=	32+4=	27+1=	40+3=	37	64.2	953.9
AUS ³	20.2	26	27+1=	17	23+3=	38+2=	21+1=	20	74.2	879.6
RUS	26	27	25	17	21+2=	22	10	16	78	824.5
KEN	24	31	24	18	18	13	14	6	79	788
POL	23	16+2=	12+1=	16	26	36+1=	37+1=	24	54	778.0
ITA	19	15	26	24+1=	20	26+1=	27	22	60	772.0
JAM	17	27+3=	19	21+1=	19	18	18	7	66	741.5
CAN	14	15	24+2=	25+2=	25	22+4=	12	17+1=	55	718.7
HUN	11	14+1=	18	17+1=	23+1=	11+3=	22	17	44	580.6
CUB	10	14	15	19	13	17	7	11+1=	39	491.3
ETH	21	7	17	14	7	12	5	4	45	467
GRE	7	12+2=	12+3=	9	14+2=	11+2=	12+1=	6	36	416.5
JPN	7	7	9	16	17	16+3=	11+2=	9	23	391.8
ROU	11	14	9+1=	5	8+1=	13	13	14	35	385
TCH/BOH	11	9	5	9	8	12+1=	9+1=	10+1=	25	324.0
RSA	6	12	6	9	8	13	5	7+2=	24	302
NOR	7	5	8	11+1=	14+1=	3+1=	8	16+2=	20	300.2
CHN	6	3	12	12	10	8	6	11	21	288
BUL	5	7	6	8	6+1=	12	6	12	18	252.5
NED	6	3	6	4	14+1=	11	9	10	15	245
ESP	2	4	6	8	12	11+1=	14+1=	8	12	240
UKR	2	3	12	10	10	1+1=	8	6	17	225.5
NZL ⁴	10	2	8	6	5	4	7	4	20	222
BRA	4	3	7	10	9	5	6	7	14	215
BLR	4	5	7	10	5	5	6	4	16	210
BEL	3	6+1=	2	5	6	9	10	3+1=	12	183.2
MAR	6	5	8	2	1	3	5	5	19	169
NGR	2	3	8	3	5	4	12	4	13	160
TTO	2	5	7	3	-	8	6	5	14	149
BAH	4	2	4	6	2	7	8	2	10	147
MEX	3	5	2	2	5	7	6	5	10	139
SUI	-	6	2	2	2	8	3+1=	2	8	133.5
CZE	5	1	5	3	9	4+1=	7	5	11	133

COUNTRY	GOLD	SILVER	BRONZE	4th	5th	6th	7th	8th	MEDALS	POINTS
AUT	1	2	4	2	7	8+2=	5	3+1=	7	122.3
DEN	-	3	3	5	5	4	3	5+2=	6	107.7
POR	4	2	4	2	2	2	3	5	10	105
IRL	4	2	-	6	-	2	2	4	6	90
YUG (IOP)	-	2	-	2	6	7	7	4+1=	2	87.3
ARG	2	3	-	3	2	6	4	1	5	87
ALG	4	1	2	-	1	1	4	2	7	68
EST	2	1	3	-	2	3	-	5	6	63
LAT	-	4	1	1	1	1	4	3	5	57
LTU	3	1	1	2	1+1=	-	-	1	5	55
TUR	1	3	2	1	-	-	2	2	6	52
SLO	1	2	1	1	-	3	1	-	4	44
TUN	1	3	1	-	-	-	-	2	5	37
KAZ	2	-	1	2	-	1	-	1	3	36
UGA	2	-	1	2	-	-	1	1	3	35
NAM	-	4	-	1	-	-	-	-	4	33
ISL	-	1	1	-	3	1	1	-	2	30
PAN	1	-	2	-	2	-	-	-	3	28
SEN	-	1	-	2	1	2	-	1	1	28
IND	-	-	-	2	2	-	4	2	0	28
KOR	1	1	-	2	-	-	-	2+1=	2	27.5
ECU	1	1	-	2	-	-	1	-	2	27
MOZ	1	-	1	1	2	-	-	-	2	27
BAR	-	-	1	2	1	1	1	-	1	25
DOM	2	1	-	-	-	-	-	-	3	23
CHI	-	2	-	-	-	2	-	1	2	21
QAT	-	-	1+1=	1	-	-	1	3	2	21
TPE	-	1	1	-	1	-	1	1	2	20
TAN	-	2	-	-	-	1	1	-	2	19
BRN	-	-	1	-	2	1	1	-	1	19
ERI	-	-	1	-	1	1	2	1	1	18
PHI	-	-	2	1	-	-	-	-	2	17
CMR	2	-	-	-	-	-	-	-	2	16
BDI	1	-	-	1	-	1	-	-	1	16
BOT	-	1	-	1	-	-	1	2	1	16
BWI	-	-	2	-	1	-	-	-	2	16
CIV	-	1	-	-	-	1+1=	1	1	1	15.5
CRO	1	1	-	-	-	-	-	-	2	15
SUD	-	1	-	-	1	-	1	2	1	15
VEN	-	-	1	-	1	1	1	-	1	15
GHA	-	-	-	1	-	2	2	-	0	15
SRI	-	2	-	-	-	-	-	-	2	14
GRN	1	-	-	1	-	-	-	-	1	13
LUX	1	-	-	-	-	1	1	-	1	13
COL	-	1	1	-	-	-	-	-	2	13
ZIM	-	-	-	2	-	-	1	-	0	12
PUR	-	-	1	1	-	-	-	-	1	11
BER	-	-	-	-	2	1	-	-	0	11
HAI	-	1	-	-	-	-	1	-	1	9
ISR	-	-	-	-	1	1	-	2	0	9
SYR	1	-	-	-	-	-	-	-	1	8
SKN	-	-	-	-	-	2	1	-	0	8
SVK	-	-	-	-	-	-	3	2	0	8
GUA	-	1	-	-	-	-	-	-	1	7
IRI	-	1	-	-	-	-	-	-	1	7
KSA	-	1	-	-	-	-	-	-	1	7
ZAM	-	1	-	-	-	-	-	-	1	7
DJI	-	-	1	-	-	-	-	1	1	7
AHO	-	-	-	1	-	-	-	-	0	5
ARM	-	-	-	-	1	-	-	-	0	4
SLE	-	-	-	-	1	-	-	-	0	4
PRK	-	-	-	-	-	1	-	1	0	4
MRI	-	-	-	-	-	1	-	-	0	3
SCG	-	-	-	-	-	1	-	-	0	3
SOM	-	-	-	-	-	1	-	-	0	3
UZB	-	-	-	-	-	-	1	1	0	3
SRB	-	-	-	-	-	-	1	-	0	2
CAY	-	-	-	-	-	-	-	1	0	1
MAD	-	-	-	-	-	-	-	1	0	1

COUNTRY	GOLD	SILVER	BRONZE	4th	5th	6th	7th	8th	MEDALS	POINTS
OMA	-	-	-	-	-	-	-	1	0	1
RWA	-	-	-	-	-	-	-	1	0	1
Not allocated by IOC	1 (2000 w100)	1 (2004 mHT)	1 (2004 wSP)	-	-	-	-	-	3	21
Totals	952+2=	940+22	927+23	917+18=	889+28	848+47	745+28	703+25	2866	33,204

- Incorporating two golds for Jim Thorpe (who was originally disqualified after winning the 1912 Pentathlon and Decathlon)
- In the years 1896-1920, Irish athletes competed with Great Britain. For the purpose of the tables, placings are combined with those from Great Britain & Northern Ireland (GBR). From 1924, Ireland (IRL) competed independently
Incorporating silvers in 1900 200m flat & hurdles by Indian-born Norman Pritchard
- Australia, Great Britain & Ireland, France and the USA appear with fractions in the "Gold" and "Silver" columns. This is because teams of mixed nationalities won medals in the 1900 5000m Team Race (GBR/AUS) and the 1904 Four Miles Team Race (USA/FRA)
- Incorporating Australasian bronze in 1908 3500m walk

MEN	Gold	Silver	Bronze	4th	5th	6th	7th	8th	Medals	Points
USA ^{1,3}	278+2=	212.8+7=	169+4=	147+5=	114+4=	98+6=	59+2=	54+5=	672.8	6518.4
GBR ^{1,3}	46.8	64+1=	44+1=	52	62+1=	39+1=	26+2=	35+1=	156.8	1816.1
GER	28	48	53	56+2=	57	51+2=	34+3=	36+1=	129	1659.2
FIN	48	33	31+1=	35	25+1=	30+2=	21+1=	17	113	1238
URS/EUN	37	36+1=	40+2=	34	26	21+2=	24+1=	30	116	1226.5
SWE	19	25	39+2=	38+4=	38+1=	31+4=	33+3=	37+1=	85	1141.5
FRA ³	9	21.2+1=	20+1=	25+1=	25+4=	21	32+3=	26	53.2	749.9
KEN	22	22	22	11	15	9	12	4	66	632
ITA	16	8	22	19+1=	16	19+1=	23	18	46	601.0
CAN	12	10	16+2=	19+1=	17	14+3=	8	10	40	512.5
HUN	8	13+1=	16	13+1=	20+1=	9+3=	17	12	38	484.6
POL	16	8+1=	4+1=	11	13	22+1=	25+1=	15	30	459.5
AUS ³	7.2	14	14+1=	8	13+2=	24	10+1=	12	36.2	449.1
JAM	10	15	6	10	8	7	11	2	31	348
GRE	4	7+1=	10+3=	8	12+2=	11+2=	9+1=	5	25	318.5
JPN	5	5	8	11	11	16+3=	5+2=	7	18	292.8
ETH	12	5	10	8	3	10	3	3	27	282
CUB	6	8	9	11	6	7	4	5+1=	23	271.3
NOR	6	2	7	10+1=	12+1=	3+1=	7	15+2=	15	249.2
RSA	5	7	5	8	6	10	5	6+1=	17	229.5
RUS	6	5	10	3	9+1=	6	5	1	21	226.5
TCH/BOH	8	7	3	5	6	7+1=	6+1=	7	18	221.5
ESP	2	4	5	7	10	8	12	6	11	203
BRA	3	3	7	8	9	5	4	7	13	193
BEL	2	5+1=	2	5	5	7	9	3+1=	10	156.2
NZL ⁴	7	2	6	4	3	2	5	2	15	156
TTO	2	5	7	3	-	7	5	5	14	144
MAR	5	4	6	2	1	3	5	4	15	141
SUI	-	6	2	2	8	7	3+1=	1	8	125.5
MEX	3	4	2	2	3	7	5	5	9	122
NED	-	1	5	-	7	5	5	5	6	95
BLR	-	3	3	6	3	1	3	3	6	93
DEN	-	3	2	5	3	4	3	4+2=	5	92.7
UKR	-	1	4	4	4	1	5	2	5	82
NGR	1	1	3	1	4	3	6	2	5	77
ARG	2	2	-	3	2	5	3	-	4	74
CHN	2	-	3	4	2	2	1	3	5	73
IRL	4	1	-	5	-	1	1	3	5	72
CZE	3	1	2	1	-	4	2	4	6	68
POR	2	2	2	2	2	-	-	3	6	63
EST	2	1	3	-	2	3	-	5	6	63
BAH	1	1	3	2	1	2	3	1	5	60
YUG (IOP)	-	2	-	1	3	6	3	3+1=	2	58.3
ROU	-	1	1	2	4	2	2	3	2	52
LAT	-	4	1	-	1	1	3	-	5	47
ALG	2	1	2	-	-	-	4	2	5	45
BUL	1	-	1	-	-	5	4	6	2	43
LTU	3	-	1	1	1	-	-	1	4	40
UGA	2	-	1	2	-	-	1	1	3	35
AUT	-	-	-	1	3	3+2=	2	2	0	33.1
NAM	-	4	-	1	-	-	-	-	4	33
TUN	1	2	1	-	-	-	-	2	4	30
PAN	1	-	2	-	2	-	-	-	3	28
SEN	-	1	-	2	1	2	-	1	1	28
ECU	1	1	-	2	-	-	1	-	2	27

COUNTRY	GOLD	SILVER	BRONZE	4th	5th	6th	7th	8th	MEDALS	POINTS
KOR	1	1	-	2	-	-	-	2	2	27
BAR	-	-	1	2	1	1	1	-	1	25
DOM	2	1	-	-	-	-	-	-	3	23
SLO	1	1	-	-	-	2	-	-	2	21
QAT	-	-	1+1=	1	-	-	1	3	2	21
TUR	-	-	2	1	-	-	1	1	2	20
TAN	-	2	-	-	-	1	1	-	2	19
ISL	-	1	-	-	2	1	-	-	1	18
ERI	-	-	1	-	1	1	2	1	1	18
PHI	-	-	2	1	-	-	-	-	2	17
BWI	-	-	2	-	1	-	-	-	2	16
VEN	-	-	1	-	1	1	1	-	1	15
CHI	-	1	-	-	-	2	-	1	1	14
BDI	1	-	-	1	-	-	-	-	1	13
GRN	1	-	-	1	-	-	-	-	1	13
IND	-	-	-	1	1	-	1	2	0	13
TPE	-	1	-	-	1	-	-	1	1	12
KAZ	-	-	1	1	-	-	-	1	1	12
ZIM	-	-	-	2	-	-	1	-	0	12
LUX	1	-	-	-	-	1	-	-	1	11
SUD	-	1	-	-	-	-	1	2	1	11
PUR	-	-	1	1	-	-	-	-	1	11
BER	-	-	-	-	2	1	-	-	0	11
CIV	-	1	-	-	-	1=	-	1	1	10.5
BOT	-	1	-	-	-	-	1	1	1	10
GHA	-	-	-	1	-	1	1	-	0	10
HAI	-	1	-	-	-	-	1	-	1	9
SKN	-	-	-	-	-	2	1	-	0	8
GUA	-	1	-	-	-	-	-	-	1	7
IRI	-	1	-	-	-	-	-	-	1	7
KSA	-	1	-	-	-	-	-	-	1	7
SRI	-	1	-	-	-	-	-	-	1	7
ZAM	-	1	-	-	-	-	-	-	1	7
DJI	-	-	1	-	-	-	-	1	1	7
BRN	-	-	-	-	1	-	1	-	0	6
ISR	-	-	-	-	1	-	-	2	0	6
AHO	-	-	-	1	-	-	-	-	0	5
SVK	-	-	-	-	-	-	2	1	0	5
ARM	-	-	-	-	1	-	-	-	0	4
MRI	-	-	-	-	-	1	-	-	0	3
SOM	-	-	-	-	-	1	-	-	0	3
SRB	-	-	-	-	-	-	1	-	0	2
MAD	-	-	-	-	-	-	-	1	0	1
OMA	-	-	-	-	-	-	-	1	0	1
RWA	-	-	-	-	-	-	-	1	0	1
UZB	-	-	-	-	-	-	-	1	0	1
Not allocated by IOC	-	1 (2004 HT)	-	-	-	-	-	-	1	7
Totals	668+2=	660+14=	648+19=	636+16=	611+18=	577+35	497+22	468+16=	2011	23,088

- Incorporating two golds for Jim Thorpe (who was originally disqualified after winning the 1912 Pentathlon and Decathlon)
- In the years 1896-1920, Irish athletes competed with Great Britain. For the purpose of the tables, placings are combined with those from Great Britain & Northern Ireland (GBR). From 1924, Ireland (IRL) competed independently
Incorporating silvers in 1900 200m flat & hurdles by Indian-born Norman Pritchard
- Australia, Great Britain & Ireland, France and the USA appear with fractions in the "Gold" and "Silver" columns. This is because teams of mixed nationalities won medals in the 1900 5000m Team Race (GBR/AUS) and the 1904 Four Miles Team Race (USA/FRA)
- Incorporating Australasian bronze in 1908 3500m walk

WOMEN	Gold	Silver	Bronze	4th	5th	6th	7th	8th	Medals	Points
GER	42	45	45	42	46+3=	36+2=	39+1=	27	132	1544
USA	52	35	26+1=	28	28+1=	27	22+1=	27+2=	114	1231.4
URS/EUN	34	28+1=	35	33	25	16	10+1=	15	98	1034
GBR	10	19+2=	18	20	19	17+2=	16+2=	19+2=	49	619.7
RUS	20	22	15	14	12+1=	16	5	15	57	598
AUS	13	12	13	9	10+1=	14+2=	11	8	38	430.5
JAM	7	12+3=	13	11+1=	11	11	7	5	35	393.5
ROU	11	13	8+1=	3	4+1=	11	11	11	33	333
POL	7	8+1=	8	5	13	14	12	9	24	318.5
CUB	4	6	6	8	7	10	3	6	16	220
CHN	4	3	9	8	8	6	5	8	16	215

COUNTRY	GOLD	SILVER	BRONZE	4th	5th	6th	7th	8th	MEDALS	POINTS
BUL	4	7	5	8	6+1=	7	2	6	16	209.5
CAN	2	5	8	6+1=	8	8+1=	4	7+1=	15	206.2
FRA	6	1	4+1=	9	7	6+1=	8	11	12	204
ETH	9	2	7	6	4	2	2	1	18	185
ITA	3	7	4	5	4	7	4	4	14	171
KEN	2	9	2	7	3	4	2	2	13	156
NED	6	2	1	4	7+1=	6	4	5	9	150
UKR	2	2	8	6	6	1=	3	4	12	143.5
BLR	4	2	4	4	2	4	3	1	10	117
TCH	3	2	2	4	2	5	3	3+1=	7	102.5
JPN	2	2	1	5	6	-	6	2	5	99
GRE	3	5+1=	2	1	2	-	3	1	11	98
HUN	3	1	2	4	3	2	5	5	6	96
AUT	1	2	4	1	4	5	3	1+1=	7	89.2
BAH	3	1	1	4	1	5	5	1	5	87
NGR	1	2	5	2	1	1	6	2	8	83
RSA	1	5	1	1	2	3	-	1+1=	7	72.5
SWE	2	-	3+1=	2	2	2+1=	2	1	6	70.5
NZL	3	-	2	2	2	2	2	2	5	66
CZE	2	-	3	2	2	1=	5	1	5	65
FIN	1	2	-	4	-	2	5	3	3	61
NOR	1	3	1	1	2	-	1	1	5	51
POR	2	-	2	-	-	2	3	2	4	42
ESP	-	-	1	1	2	3+1=	2+1=	2	1	37
TUR	1	3	-	-	-	-	1	1	4	32
YUG	-	-	-	1	3	1	4	1	0	29
MAR	1	1	2	-	-	-	-	1	4	28
BEL	1	1	-	-	1	2	1	-	2	27
MOZ	1	-	1	1	2	-	-	-	2	27
KAZ	2	-	-	1	-	1	-	-	2	24
ALG	2	-	-	-	1	1	-	-	2	23
SLO	-	1	1	1	-	1	1	-	2	23
BRA	1	-	-	2	-	-	2	-	1	22
IRL	-	1	-	1	-	1	1	1	1	18
MEX	-	1	-	-	2	-	1	-	1	17
CMR	2	-	-	-	-	-	-	-	2	16
CRO	1	1	-	-	-	-	-	-	2	15
LTU	-	1	-	1	1=	-	-	-	1	15
DEN	-	-	1	-	2	-	-	1	1	15
IND	-	-	-	1	1	-	3	-	0	15
COL	-	1	1	-	-	-	-	-	2	13
ARG	-	1	-	-	-	1	1	1	1	13
BRN	-	-	1	-	1	1	-	-	1	13
ISL	-	-	1	-	1	-	1	-	1	12
LAT	-	-	-	1	-	-	1	3	0	10
SYR	1	-	-	-	-	-	-	-	1	8
TPE	-	-	1	-	-	-	1	-	1	8
SUI	-	-	-	-	1	1	-	1	0	8
CHI	-	1	-	-	-	-	-	-	1	7
SRI	-	1	-	-	-	-	-	-	1	7
TUN	-	1	-	-	-	-	-	-	1	7
BOT	-	-	-	1	-	-	-	1	0	6
CIV	-	-	-	-	-	1	1	-	0	5
GHA	-	-	-	-	-	1	1	-	0	5
TTO	-	-	-	-	-	1	1	-	0	5
SLE	-	-	-	-	1	-	-	-	0	4
SUD	-	-	-	-	1	-	-	-	0	4
PRK	-	-	-	-	-	1	-	1	0	4
BDI	-	-	-	-	-	1	-	-	0	3
ISR	-	-	-	-	-	1	-	-	0	3
SCG	-	-	-	-	-	1	-	-	0	3
SVK	-	-	-	-	-	-	1	1	0	3
LUX	-	-	-	-	-	-	1	-	0	2
UZB	-	-	-	-	-	-	1	-	0	2
CAY	-	-	-	-	-	-	-	1	0	1
KOR	-	-	-	-	-	-	-	1=	0	0.5
Not allocated by IOC	1 ^(2000 100)	-	1 ^(2004 SP)	-	-	-	-	-	2	14
Totals	284	280+8=	279+4=	281+2=	278+10=	271+12=	248+6=	233+9=	855	10,116

Pishchalnikova Adjustment

When the disqualification of 2012 women's Discus Throw silver medalist Darya Pishchalnikova (RUS) is confirmed by the IOC, the correct ranking in that event should be: 1, CRO; 2, CHN; 3, CUB; 4, GER; 5, FRA; 6, IND; 7, USA; 8 LTU. The following entries in the placing tables should be adjusted accordingly:

OVERALL	Gold	Silver	Bronze	4th	5th	6th	7th	8th	Medals	Points
USA	330+2=	247.8+7=	195+5=	175+5=	142+5=	125+6=	82+3=	80+7=	786.8	7750.8
GER	70	93	98	99+2=	102+3=	87+4=	73+4=	63+1=	261	3204.2
FRA	15	22.2+1=	24+2=	34+1=	33+4=	26+1=	40+3=	37	64.2	954.9
RUS	26	26	25	17	21+2=	22	10	16	77	817.5
CUB	10	14	16	18	13	17	7	11+1=	40	492.3
CHN	6	4	11	12	10	8	6	11	21	289
LTU	3	1	1	2	1+1=	-	-	2	5	56
IND	-	-	-	2	2	1	3	2	-	29

WOMEN	Gold	Silver	Bronze	4th	5th	6th	7th	8th	Medals	Points
GER	42	45	45	43	45+3=	36+2=	39+1=	27	132	1545
USA	52	35	26+1=	28	28+1=	27	23+1=	26+2=	114	1232.4
RUS	20	21	15	14	12+1=	16	5	15	56	591
CUB	4	6	7	7	7	10	3	6	17	221
CHN	4	4	8	8	8	6	5	8	16	216
FRA	6	1	4+1=	9	8	5+1=	8	11	12	205
LTU	-	1	-	1	1=	-	-	1	1	16
IND	-	-	-	1	1	1	2	-	-	16

Doping Violations in Olympic Athletics

This list shows all Olympic athletes who have had their Olympic performances annulled by the IAAF due to doping violations, committed either at (IAAF rule 40.1) or before (rule 40.8) Games, admissions included. Those names shown in bold have been confirmed as doping offenders since London 2012. Cases finalised (by IAAF) up to June 30, 2015.

YEAR	NAME	COUNTRY	EVENT	PLACE	MARK	PRELIMINARIES
1896-1972 & 1980						
None						
Montreal 1976 (1)						
Women	Danuta Rosani	POL	DT	dns/final	-	11q/57.78
Los Angeles 1984 (4)						
Men	Vésteinn Hafsteinnsson	ISL	DT	7qB	59.58	
	Gian Paolo Urlando	ITA	HT	4	75.96	4qA/72.42
	Martti Vainio	FIN	5000m	dns/final	-	8s2/13:30.48
	Vainio		10,000m	silver	27:51.10	6h3/28:19.25
Women	Anna Verouli	GRE	JT	7qB	58.62	
Seoul 1988 (1)						
Men	Ben Johnson	CAN	100m	gold	9.79	1h8/10.37, 3q1/10.17, 1s2/10.03
Barcelona 1992 (4)						
Men	Jud Loqan	USA	HT	4	79.00	1qA/78.40
Women	Madina Biktagirova	BLR/RUS	EUN Marathon	4	2:35:39	
	Bonnie Dasse	USA	SP	8qB	16.68	
	Nijolė Medvedeva	LTU	LJ	4	6.76	5qB/6.71
Atlanta 1996 (7)						
Men	Dean Capobianco	AUS	200m	7q2	21.03	4h8/20.76
	Daniel Plaza	ESP	20Km Walk	11	1:22:05	
Women	Mary Slaney	USA	5000m	7h2	15:41.30	
	Nataliya Shekhodanova	RUS	100mH	7	12.80	6h1/13.24, 2q3/12.68, 3s1/12.67
	Sandra Farmer-Patrick	USA	400mH	5s2	54.73	2h1/55.55
	Antonella Bevilacqua	ITA	HJ	4	1.99	=1qA/1.93
	Iva Prandzheva	BUL	LJ	7	6.82	1qB/6.62
	Prandzheva	TJ	4	14.92	1qA/14.61	
Sydney 2000 (4)						
Men	Antonio Pettigrew	USA	400m	7	45.42	1h9/45.62, 2q2/45.35, 1s2/45.24
	Pettigrew	USA	4x400mR	gold	2:56.35	
	Jerome Young	USA	4x400mR	gold		1h3/3:03.52, 1s1/2:58.78

YEAR	NAME	COUNTRY	EVENT	PLACE	MARK	PRELIMINARIES
Women	Marion Jones*	USA	100m	gold€	10.75	1h6/11.20, 1q2/10.83, 1s2/11.01
	Jones		200m	gold	21.84	1h1/22.75, 2q2/22.50, 1s1/22.40
	Jones		LJ	bronze	6.92	2qB/6.78
	Svetlana Pospelova	RUS	400m	4h8	53.34	

* The following teams were initially disqualified by the IOC (in April 2008) for a doping violation by team member Marion Jones, but in July 2010 were reinstated as medalists (without Jones) after a successful appeal by Jones's team-mates to The Court of Arbitration for Sport

USA	4x100mR	bronze	42.20
USA	4x400mR	gold	3:22.62

€ In December 2009 the IOC confirmed that this medal would not be reallocated to the original silver medalist Katerina Thanou GRE as "It is felt that with her conduct, she did not deserve to be honoured with this recognition."

Athens 2004 (14)

Men	Adrián Annus	HUN	HT	gold	83.19	1qA/79.59
	Yuriy Bilonog	UKR	SP	gold	21.16	3qA/20.61
	Robert Fazekas	HUN	DT	gold	70.93	1qB/68.10
	Anton Galkin	RUS	400m	4s2	45.34	1h3/45.43
	Aleksey Lesnichiy	BLR	HJ	nh/q	-	
	Duane Ross	USA	110mH	5s1	13.30	2h5/13.39, 4q1/13.50
	Ivan Tikhon*	BLR	HT	silver	79.81	1qB/80.78
Women	Zhanna Block	UKR	100m	6s2	11.23	2h6/11.25, 5q2/11.27
	Block	UKR	4x100mR	7h1	43.77	
(2004)	Crystal Cox€	USA	4x400mR	gold	-	1h2/3:23.79
	Marion Jones#	USA	LJ	5	6.85	3qA/6.70
	Irina Korzhanenko	RUS	SP	gold	21.06	1qA/19.43
	Svetlana Krivelyova*	RUS	SP	4th, then bronze	19.49	3qB/18.57
	Olga Shchukina	UZB	SP	19qB	14.44	
	Irina Yatchenko	UKR	DT	bronze	66.17	3qB/63.04

* The IOC have confirmed that these athletes have been stripped of their medals, but as at June 30, 2015 have yet to announce details of any re-allocations

€ Despite the disqualification of Cox, the IOC decided in June 2013 not to disqualify the US team which went on to win gold in the 4x400m final (in 3:19.01)

The IOC have formally confirmed the disqualification of Jones from the long jump, but not the 4x100m relay team in which she competed:

USA	4x100mR	dnf/final	-	1h1/41.67
-----	---------	-----------	---	-----------

Beijing 2008 (7)

Men	Rashid Ramzi	BRN	1500m	gold	3:32.94	1h4/3:32.89, 1s2/3:37.11
	Andrei Mikhnevich	BLR	SP	bronze	21.05	2qB/20.48
Women	Lyudmila Blonska	UKR	Heptathlon	silver	67.00	
	Blonska	UKR	LJ	3qA	6.76	
	Alissa Kallinikou	CYP	400m	5h7	52.40	
	Tezdzhan Naimova	BUL	100m	5h9	11.70	
	Vanja Perišić	CRO	800m	6h3	2:06.82	
	Athanasia Tsoumeléka	GRE	20Km Walk	9th	1:27:54	

London 2012 (24)

Men	Hussain Jamaan Al-Hamdah	KSA	5000m	19h1	14:00.43	
	Hamza Driouch	QAT	1500m	11, then 10s1	3:49.40	2, then 1h2/3:39.67
	Tyson Gay	USA	100m	4	9.80	1q1/10.08, 2s3/9.90
	Gay		4x100mR	silver	37.04	1h2/37.38
	Hassan Hirt	FRA	5000m	11h1	13:35.36	
	Mohamed Othman Shahween	KSA	1500m	7s1	3:43.39	1h2/3:39.42
Women	Andrei Mikhnevich	BLR	SP	8qB	19.89	
	Igor Yerokhin	RUS	50KmW	5	3:37:54	
	Yelena Arzhakova	RUS	800m	6	1:59.21	2h5/2:08.39, 2s2/1:58.13
	Yelizaveta Grechishnikova	RUS	10,000m	19th	32:11.32	
	Semoy Hackett	TTO	100m	5s1	11.26	2h6/11.04
	Hackett		200m	8	22.87	2h1/22.81, 3s2/22.55
	Hackett		4x100m	dnf/final	2h1/42.31	
	Natalia Kareiva	BLR	1500m	7	4:11.58	3h3/4:06.87, 6s2/4:02.37
	Yekaterina Kostetskaya	RUS	1500m	9	4:12.90	4h3/4:06.94, 2s1/4:05.32
	Zalina Marghieva	MDA	HT	8	74.06	5qB/72.19
	Karin Melis Mey	TUR	LJ	dns/final	2qA/6.80	
	Ghofrane Mohammad	SYR	400mH	8h2	58.09	
	Nadezhda Ostapchuk	BLR	SP	gold	21.36	1qA/20.76
	Darya Pishchalnikova*	RUS	DT	silver	67.56	2qA/65.02
	Pınar Saka	TUR	4x400m	8h2	3:34.71	
	Anzhela Shevchenko	UKR	1500m	13h1	4:12.97	
	Svitlana Shmidt	UKR	3000mSC	12h3	10:01.09	
	Binnaz Uslu	TUR	3000SC	15h1	10:31.00	
Wang Jiali	CHN	Marathon	58	2:35:46		
Nevin Yanit	TUR	100mH	5th	12.58	1h4/12.70, 2s3/12.58	
Lyudmyla Yosypenko	UKR	Heptathlon	4	6618		

* As at June 30, 2015, the IOC have yet to confirm that Pishchalnikova has been stripped of her medal, or announce details of any re-allocations in that event

YEAR	GOLD	SILVER	BRONZE	Wind
------	------	--------	--------	------

SUMMER YOUTH OLYMPIC GAMES

Venues - 2010: Singapore; 2014: Nanjing; 2018: Buenos Aires

MEN										
100 Metres										
2010	Odean Skeen	JAM	10.42	Masaki Nashimoto	JPN	10.51	David Bolarinwa	GBR	10.51	0.1
2014	Sydney Siame	ZAM	10.56	Kenta Oshima	JPN	10.57	Trae Williams	AUS	10.60	-0.5
200 Metres										
2010	Xie Zhenye	CHN	21.22	Keisuke Honma	JPN	21.27	Patrick Domogala	GER	21.36	0.4
2014	Noah Lyles	USA	20.80	Thebe Baboloki	BOT	21.20	Yang Chun-Han	TPE	21.31	0.3
400 Metres										
2010	Luguelin Santos	DOM	47.11	Ruan Greyling	RSA	47.22	Alfas Kishoyan	KEN	47.22	
2014	Martin Manley	JAM	46.31	Karabo Sibanda	BOT	46.76	Henri Delauze	BAH	46.91	
800 Metres (From 2014)										
2014	Myles Marshall	USA	1:49.14	Geoffrey Balimumiti	UGA	1:49.37	Bacha Morka	ETH	1:49.73	
1000 Metres (2010 only)										
2010	Mohamed Aman	ETH	2:19.54	Hamza Driouch	QAT	2:21.25	Charlie Grice	GBR	2:21.85	
1500 Metres (From 2014)										
2014	Gilbert Kwemboi	KEN	3:41.99	Mulugeta Asefa	ETH	3:45.08	Mohamed Ismail Ibrahim	DJI	3:45.72	
3000 Metres										
2010	Abrar Osman	ERI	8:07.24	Fekru Jebesa	ETH	8:08.53	Hicham Sigueni	MAR	8:08.55	
2014	Yomif Kejelcha	ETH	7:56.20	Thierry Ndikumwenayo	BDI	8:06.05	Moses Koech	KEN	8:06.33	
2000 Metres Steeplechase (91.4cm)										
2010	Peter Mutuku	KEN	5:37.63	Habtamu Jaleta Fayisa	ETH	5:39.10	Zachariah Kiprotich	UGA	5:41.25	
2014	Wogene Sebisibe	ETH	5:38.42	Amos Kirui	KEN	5:40.29	Hicham Chemlal	MAR	5:40.94	
110 Metres Hurdles (91.4cm)										
2010	Nicholas Hough	AUS	13.37	Wang Dongqiang	CHN	13.41	Jussi Kanervo	FIN	13.53	0.7
2014	Jaheel Hyde	JAM	12.96	Henrik Hannemann	GER	13.40	Kim Kyong-Tae	KOR	13.43	1.3
400 Metres Hurdles (83.8cm)										
2010	Norge Sotomayor	CUB	50.69	Durgesh Kumar Pal	IND	50.81	William Mutunga	KEN	51.23	
2014	Xu Zhihang	CHN	50.61	Mohamed Fares Jlassi	TUN	50.61	Victor Coroller	FRA	51.19	
High Jump										
2010	Dmitriy Kroyter	ISR	2.19	Brandon Starc	AUS	2.19	Viktor Chernysh	UKR	2.17	
2014	Danyil Lysenko	RUS	2.20	Yuji Hiramatsu	JPN	2.14	Shem James	AUS	2.14	
Pole Vault										
2010	Didac Salas	ESP	5.05	Thiago da Silva	BRA	5.05	Theodoros Hrisantopoulos	GRE	4.95	
2014	Noel Del Cerro	ESP	5.10	Vladimir Shcherbakov	RUS	5.05	Muntaher Faleh Abdelwahid	IRQ	5.05	
Long Jump										
2010	Caio Dos Santos	BRA	7.69	Sho Matsubara	JPN	7.65	Rudolph Pienaar	RSA	7.53	
2014	Anatoliy Ryapolov	RUS	7.54	O'Brien Wasome	JAM	7.44	Zhong Peifeng	CHN	7.37	
Triple Jump										
2010	Radamés Fabar	CUB	16.37	Fu Haitao	CHN	16.14	Georgi Tsonov	BUL	15.80	
2014	Miguel Van Assen	SUR	16.15	Tobia Bocchi	ITA	16.01	Nazim Babayev	AZE	15.96	
Shot Put (5kg)										
2010	Krzysztof Brzozowski	POL	23.23	Jacko Gill	NZL	22.60	Dennis Lewke	GER	21.22	
2014	Konrad Bukowiecki	POL	23.17	Andrei Toader	ROU	21.00	Merten Howe	GER	20.13	
Discus Throw (1.5kg)										
2010	Jacques du Plessis	RSA	63.94	Arjun Kumar	IND	62.52	Jaromír Mazgal	CZE	60.31	
2014	Cheng Yulong	CHN	64.14	Clemens Prüfer	GER	63.52	Ruslan Valitov	UKR	57.48	
Hammer Throw (5kg)										
2010	Liu Binbin	CHN	73.99	Alexandros Poursanides	CYP	70.30	Balázs Töreky	HUN	70.13	
2014	Hlib Piskunov	UKR	82.65	Bence Halász	HUN	81.90	Ahmed Tarek Ismail	EGY	78.59	
Javelin Throw (700gm)										
2010	Braian Toledo	ARG	81.78	Devin Bogert	USA	76.88	Intars Išējevs	LAT	74.23	
2014	Lukas Moutarde	FRA	74.48	Alexandru Novac	ROU	73.98	Mark Schmölcz	HUN	72.40	

YEAR	GOLD		SILVER		BRONZE		Wind			
10,000 Metres Walk										
2010	Igor Lyashchenko	UKR	42:43.93	Oscar Villavicencio	ECU	43:46.00	Pavel Parshin	RUS	44:18.04	
2014	Minoru Onogawa	JPN	42:03.64	Vladislav Saraykin	RUS	42:10.95	Noel Ali Chama	MEX	42:14.11	
WOMEN										
100 Metres										
2010	Josephine Omaka	NGR	11.58	Myasia Jacobs	USA	11.64	Fani Chala	DOM	11.65	0.2
2014	Liang Xiaojing	CHN	11.65	Paraskevi Andreou	CYP	11.71	Sam Geddes	AUS	11.76	-0.1
200 Metres										
2010	Florence Nwankwe	NGR	23.46	Tynia Gaither	BAH	23.68	Olivia Ekpone	USA	23.75	0.7
2014	Nataaliah Whyte	JAM	23.55	Dzhoys Koba	UKR	23.94	Brandée Johnson	USA	24.28	0.7
400 Metres										
2010	Robin Reynolds	USA	52.57	Bianca Răzor	ROU	53.10	Bukola Abogunloko	NGR	53.47	
2014	Jess Thornton	AUS	52.50	Salwa Eid Nasser	BRN	52.74	Meleni Rodney	GRN	53.33	
800 Metres (From 2014)										
2014	Martha Bissah	GHA	2:04.90	Hawi Alemu	ETH	2:06.0	Mareen Kalis	GER	2:06.03	
1000 Metres (2010 only)										
2010	Tizita Bogale	ETH	2:43.24	Andrina Schläpfer	SUI	2:43.84	Damaris Muthee	KEN	2:45.42	
1500 Metres (From 2014)										
2014	Kokebe Tesfaye	ETH	4:15.38	Winfredah Nzisa	KEN	4:17.91	Dalilah Abdelkadir Gosa	BRN	4:18.36	
3000 Metres										
2010	Gladys Chesire	KEN	9:13.58	Moe Kyuma	JPN	9:23.70	Samrawit Mengisteab	ERI	9:33.53	
2014	Nozomi Takamatsu	JPN	9:01.58	Alina Reh	GER	9:05.07	Berhan Demisse	ETH	9:06.10	
2000 Metres Steeplechase (76.2cm)										
2010	Virginia Nyambura	KEN	6:29.97	Tsehaynesh Tsale	ETH	6:37.81	Oksana Rayta	UKR	6:41.49	
2014	Rosefine Chepngetich	KEN	6:22.67	Zewdinesh Mamo	ETH	6:26.02	Lili Anna Tóth	HUN	6:31.92	
100 Metres Hurdles (76.2cm)										
2010	Yekaterina Bleskina	RUS	13.34	Michelle Jenneke	AUS	13.46	Noemi Zbären	SUI	13.50	0.4
2014	Laura Valette	FRA	13.34	Yelvira German	BLR	13.38	Chloe Beaucarne	BEL	13.61	0.0
400 Metres Hurdles (76.2cm)										
2010	Aurelle Chaboudez	FRA	58.41	Stina Troest	DEN	58.88	Olena Kolesnychenko	UKR	59.25	
2014	Gezelle Magerman	RSA	57.91	Michaela Pešková	SVK	58.26	Anne Sofie Kirkegaard	DEN	58.60	
High Jump										
2010	Mariya Kuchina	RUS	1.89	Alessia Trost	ITA	1.86	Aneta Ryzd	POL	1.79	
2014	Yuliya Levchenko	UKR	1.89	Nawal Meniker	FRA	1.87	Michaela Hrubá	CZE	1.85	
Pole Vault										
2010	Angelica Bengtsson	SWE	4.30	Liz Parnov	AUS	4.25	Hanna Sheleh	UKR	4.20	
2014	Angelica Moser	SUI	4.36	Rosbeilys Peinado	VEN	4.10	Leda Krošelj	SLO	3.90	
Long Jump										
2010	Lena Malkus	GER	6.40	Alina Rotaru	ROU	6.38	LeTristan Pledger	USA	6.17	
2014	Yelizaveta Babiy	UKR	6.26	Beatrice Fiorese	ITA	6.21	Rhesa Foster	USA	6.17	
Triple Jump										
2010	Khaddi Sagnia	SWE	13.56	Sokhna Galle	FRA	13.04	Hanna Aleksandrova	UKR	12.64	
2014	Yanis David	FRA	13.33	Tay-Leiha Clark	AUS	13.06	Eszter Bajnok	HUN	13.01	
Shot Put (4Kg in 2010, 3Kg thereafter)										
2010	Natalya Troneva	RUS	15.66	Gu Siyu	CHN	15.49	Anna Wloka	POL	15.48	
2014	Alyona Bugakova	RUS	18.95	Maria Orozco	MEX	17.55	Anika Nehls	GER	17.31	
Discus Throw (1Kg)										
2010	Shanice Craft	GER	55.49	Krisztina Váradi	HUN	49.92	Heidi Schmidt	SWE	47.57	
2014	Sun Kangping	CHN	52.79	Alyona Byelyakova	UKR	51.64	Lara Kempka	GER	50.70	
Hammer Throw (4Kg, 3Kg thereafter)										
2010	Alexia Sedykh	FRA	59.08	Alena Navahrodskaya	BLR	57.34	Xia Youlian	CHN	56.62	
2014	Xu Xinying	CHN	68.35	Alex Hulley	AUS	68.35	Zsófia Bácskay	HUN	67.35	

Javelin Throw (600gm, 500gm thereafter)

2010	Kateryna Derun	UKR	54.59	Lismania Muñoz	CUB	52.40	Hannah Carson	USA	50.64
2014	Anna Tarasiuk	BLR	59.52	Fabienne Schönig	GER	53.68	Nagisa Mori	JPN	52.27

5000 Metres Walk

2010	Anna Clemente	ITA	22:27.38	Mao Yanxue	CHN	22:29.42	Nadezhda Leontyeva	RUS	22:35.05
2014	Ma Zhenxia	CHN	22:22.08	Valeria Ortuño	MEX	23:19.27	Noemi Stella	ITA	23:38.10

WINNERS OF WORLD UNIVERSITY GAMES (UNIVERSIADE)

Venues – 1957: Paris; 1959: Torino; 1961: Sofiya; 1963: Porto Alegre; 1965: Budapest; 1967: Tokyo; 1970: Torino; 1973: Moskva; 1975: Roma; 1977: Sofiya; 1979: Ciudad de México; 1981: București; 1983: Edmonton; 1985: Kobe; 1987: Zagreb; 1989: Duisburg; 1991: Sheffield; 1993: Buffalo; 1995: Fukuoka; 1997: Catania; 1999: Palma de Mallorca; 2001: Beijing; 2003: Daegu; 2005: Izmir; 2007: Bangkok; 2009: Beograd; 2011: Shenzhen; 2013: Kazan; 2015: *Gwangju*; 2017: *Taipei*

MEN**100 Metres**

1957	Lorenzo Civallero	ITA	10.5
1959	Livio Berruti	ITA	10.5
1961	Enrique Figuerola	CUB	10.38
1963	Enrique Figuerola	CUB	10.34
1965	Hideo Iijima	JPN	10.1w
1967	Gaoussou Kone	CIV	10.4
1970	Stefried Schenke	GDR	10.5
1973	Juris Silovs	URS	10.37
1975	Pietro Mennea	ITA	10.28
1977	Silvio Leonard	CUB	10.08
1979	Mike Roberson	USA	10.19
1981	Mel Lattany	USA	10.18
1983	Chidi Imoh	NGR	10.33
1985	Chidi Imoh	NGR	10.22
1987	Lee McRae	USA	10.07
1989	Andre Cason	USA	10.29
1991	Michael Bates	USA	10.17
1993	Daniel Effiong	NGR	10.07w
1995	David Oaks	USA	10.28
1997	Vince Henderson	USA	10.22
1999	André da Silva	BRA	10.34
2001	Marcus Brunson	USA	10.15
2003	Chris Lambert	GBR	10.44
2005	Hu Kai	CHN	10.30
2007	Simeon Williamson	GBR	10.22
2009	Rolando Palacios	HON	10.30
2011	Jacques Harvey	JAM	10.14
2013	Anaso Jobodwana	RSA	10.10

200 Metres

Manfred Germar	FRG	21.3
Livio Berruti	ITA	20.9
László Mihályfi	HUN	21.27
Edvin Ozolin	URS	21.44
Edvin Ozolin	URS	21.0w
Tommye Smith	USA	20.7
Martin Reynolds	GBR	21.0
Pietro Mennea	ITA	20.56
Pietro Mennea	ITA	20.28
Clancy Edwards	USA	20.46
Pietro Mennea	ITA	19.72
Yuriy Naumenko	URS	20.79
Innocent Egbunike	NGR	20.42
Leandro Peñalver	CUB	20.57
Wallace Spearmon	USA	20.42
Robson da Silva	BRA	20.33w
Jon Drummond	USA	20.58
Brian Bridgewater	USA	20.14w
Anthuan Maybank	USA	20.46
Gentry Bradley	USA	20.48
Coby Miller	USA	20.32
Marcin Urbaś	POL	20.56
Leigh Julius	RSA	20.49
Leigh Julius	RSA	20.56
Amr Seoud	EGY	20.74
Ramil Guliyev	AZE	20.04
Rasheed Dwyer	JAM	20.30
Anaso Jobodwana	RSA	20.00w

400 Metres

Jim Paterson	GBR	48.4
Viktor Šnajder	YUG	47.5
Josef Trousil	TCH	47.51
Adrian Metcalfe	GBR	46.75
Sergio Bello	ITA	46.8
Ingo Roper	FRG	46.0
Tom Ulan	USA	45.9
Alberto Juantorena	CUB	45.36
Jerzy Pietrzyk	POL	46.26
Alfons Brijdenbach	BEL	45.18
Harald Schmid	FRG	44.98
Clifford Wiley	USA	45.18
Sunday Uti	NGR	45.32
Innocent Egbunike	NGR	45.10
Wallace Franks	USA	45.33
Roberto Hernández	CUB	45.42
Patrick O'Connor	JAM	45.52
Ibrahim Hassan	GHA	45.87
Eswort Coombs	VIN	45.38
Clement Chukwu	NGR	44.81
Jerome Davis	USA	44.91
Andrew Pierce	USA	45.34
Andrey Tverdostup	UKR	46.08
Marvin Essor	JAM	45.99
Sean Wroe	AUS	45.39
Yuzo Kanemaru	JPN	45.68
Marcell Deák-Nagy	HUN	45.50
Vladimir Krasnov	RUS	45.49

800 Metres

1957	Olaf Lawrenz	FRG	1:50.3
1959	Dieter Heydecke	FRG	1:50.5
1961	Ronald Delany	IRL	1:51.1
1963	Mamoro Morimoto	JPN	1:48.1
1965	Bill Crothers	CAN	1:47.7
1967	Ralph Doubell	AUS	1:46.7
1970	Franz-Josef Kemper	FRG	1:49.1
1973	Yevgeniy Arzhanov	URS	1:46.88
1975	Waldemar Gondek	POL	1:50.04
1977	Alberto Juantoreno	CUB	1:43.44
1979	Evans White	USA	1:48.87
1981	Andreas Hauck	GDR	1:50.12
1983	Ryszard Ostrowski	POL	1:46.29
1985	Ryszard Ostrowski	POL	1:44.38
1987	Slobodan Popović	YUG	1:46.13
1989	Ari Suhonen	FIN	1:47.13
1991	Giuseppe D'Urso	ITA	1:46.82
1993	Mark Koers	NED	1:48.57
1995	Hezekiel Sepeng	RSA	1:47.87
1997	Norberto Téllez	CUB	1:47.63

1500 Metres

Josef Cegledi	AUT	3:50.5
Béla Szekeres	HUN	3:50.9
Tomás Salinger	TCH	3:45.75
John Whetton	GBR	3:49.5
Bodo Tümmler	FRG	3:46.2
Bodo Tümmler	FRG	3:43.4
Francesco Arese	ITA	3:52.7
Frank Clement	GBR	3:42.32
Thomas Wessinghage	FRG	3:39.73
Josef Plachy	TCH	3:40.2
Graham Williamson	GBR	3:45.37
Said Aouita	MAR	3:38.43
Claudio Patrignani	ITA	3:41.02
Chris McGeorge	GBR	3:46.22
Hauke Fuhlbrügge	GDR	3:44.87
Kip Cheruiyot	KEN	3:40.38
Niall Bruton	IRL	3:50.69
Kader Chékhémani	FRA	3:46.32
Kader Chékhémani	FRA	3:46.53
Anthony Whiteman	GBR	3:43.57

5000 Metres

Kevin Gilligan	GBR	14:31.0
Kevin Gilligan	GBR	14:09.8
János Pinter	HUN	14:23.4
Leonid Ivanov	URS	14:21.4
Keisuke Sawaki	JPN	13:45.2
Keisuke Sawaki	JPN	14:03.8
Nikolay Puklavov	URS	13:56.4
Mikhail Zhelobovskiy	URS	13:41.35
Franco Fava	ITA	13:37.56
Enn Sellik	URS	13:44.6
Ilie Floroiu	ROU	14:12.9
Doug Padilla	USA	13:49.95
Steve Harris	GBR	13:46.99
Stefano Mei	ITA	13:56.48
Anacleto Jiménez	ESP	14:08.15
Stefano Mei	ITA	13:39.04
John Maycock	GBR	13:39.25
Khalid Khannouchi	MAR	14:05.33
Katsuhiko Kawauchi	JPN	13:53.86
Simone Zanon	ITA	13:57.54

1999	Norberto Téllez	CUB	1:46.11	Bernard Lagat	KEN	3:40.99	Sergiy Lebid	UKR	13:37.52
2001	Khalid Tighazomine	MAR	1:45.27	Pedro Esteso	ESP	3:43.98	Sergiy Lebid	UKR	13:44.24
2003	Roman Oravec	CZE	1:48.01	Johan Pretorius	RSA	3:42.81	Sergiy Lebid	UKR	13:50.94
2005	Fabiano Peçanha	BRA	1:46.01	Ivan Heshko	UKR	3:49.49	Wilson Busienei	UGA	13:38.51
2007	Ehsan Mohajeri Shojaei	IRI	1:46.04	Samir Kheddar	ALG	3:39.62	Haili Akkaş	TUR	14:08.47
2009	Sadjad Moradi	IRI	1:48.02	Vyacheslav Sokolov	RUS	3:42.49	Haili Akkaş	TUR	14:06.96
2011	Lachlan Renshaw	AUS	1:46.36	Imad Touil	ALG	3:48.13	Andy Vernon	GBR	14:00.06
2013	Nijel Amos	BOT	1:46.53	Valentin Smirnov	RUS	3:39:39	Hayle Ibrahimov	AZE	13:35.89

10,000 Metres

1967	Keisuke Sawaki	JPN	29:00.0	-		
1970	Rashid Sharafetdinov	URS	29:02.2	-		
1973	Dane Korica	YUG	28:48.90	-		
1975	Franco Fava	ITA	28:37.92	-		
1977	Leonid Moseyev	URS	29:12.0	-		
1979	Ilie Floroiu	ROU	29:56.2	-		
1981	Toomas Turb	URS	29:42.83	Ivan Kovalchuk	URS	2:22:14
1983	Shuichi Yoneshige	JPN	28:55.37	Alessio Faustini	ITA	2:17:10
1985	Keith Brantly	USA	29:11.24	Orlando Pizzolato	ITA	2:20:06
1987	Axel Krippschock	GDR	29:07.02	Takahiro Izumi	JPN	2:24:23
1989	Julius Kariuki	KEN	28:35.46	Tibor Baier	HUN	2:14:33
1991	Stephan Freigang	GER	28:15.84	Wang Yung-jo	KOR	2:12:40
1993	Antonio Serrano	ESP	28:16.16	Kennedy Manyisa	KEN	2:12:19
1995	Yasuyuki Watanabe	JPN	28:47.78	Takakai Morikawa	JPN	2:21:32
1997	Kamiel Maese	NED	28:22.11	Marilson dos Santos	BRA	63:32
1999	José Martínez	ESP	29:37.56	Marilson dos Santos	BRA	64:05
2001	John Kanyo	KEN	28:27.42	Masakazu Fujiwara	JPN	64:12
2003	Jan Fitschen	GER	29:39.47	Abdellah Bay	MAR	64:21
2005	Wilson Busienei	UGA	28:27.57	Wilson Busienei	UGA	63:47
2007	Fadil Mohamed	MAR	30:19.41	Fadil Mohamed	MAR	65:49
2009	Gladwin Mzazi	RSA	28:21.44	Zhao Ran	CHN	64:28
2011	Suguru Osako	JPN	28:42.83	Ahmed Tamri	MAR	66:20
2013	Stephen Mokoka	RSA	28:45.96	Gladwin Mzazi	RSA	63:37

Marathon/Half Marathon (From 1997)

1997	Jouko Kuha	FIN	8:38.2
1970	Mikhail Zhelev	BUL	8:32.6
1973	Leonid Savelyev	URS	8:26.49
1975	Bronisław Malinowski	POL	8:22.32
1977	Michael Karst	FRG	8:25.9
1979	Paul Copu	ROU	8:57.7
1981	John Gregorek	USA	8:21.26
1983	Peter Daenens	BEL	8:28.86
1985	Franco Boffi	ITA	8:28.75
1987	Valeriy Vandyak	URS	8:33.23
1989	Patrick Sang	KEN	8:32.78
1991	Shaun Creighton	AUS	8:32.30
1993	Michael Buchleitner	AUT	8:30.32
1995	Daniel Njenga	KEN	8:27.03
1997	Mark Ostendarp	GER	8:25.83
1999	Giuseppe Maffei	ITA	8:33.18
2001	Anthony Famiglietti	USA	8:21.97
2003	César Pérez	ESP	8:38.52
2005	Haili Akkaş	TUR	8:30.16
2007	Haili Akkaş	TUR	8:20.83
2009	Ion Luchianov	MDA	8:25.79
2011	Alberto Paulo	POR	8:32.26
2013	Ilgizar Safiulin	RUS	8:32.53

3000 Metres Steeplechase

1967	Yuryi Stepanov	URS	2:12
1959	Cornel Porumb	ROU	2:01
1961	Valeriy Brumel	URS	2:25
1963	Valeriy Brumel	URS	2:15
1965	Valeriy Skvortsov	URS	2:14
1967	Miograd Todosijević	YUG	2:05
1970	Valentin Gavrilov	URS	2:18
1973	Vladimir Malý	TCH	2:18
1975	Enzo Del Forno	ITA	2:13
1977	Jacek Wszzoła	POL	2:22
1979	Gerd Nagel	FRG	2:28
1981	Leo Williams	USA	2:25
1983	Igor Paklin	URS	2:31
1985	Igor Paklin	URS	2:41
1987	James Lott	USA	2:30
1989	Javier Sotomayor	CUB	2:34
1991	Hollis Conway	USA	2:37
1993	Tony Barton	USA	2:30
1995	Dragutin Topić	YUG	2:29
1997	Lee Jin-taek	KOR	2:32
1999	Ben Challenger	GBR	2:30
2001	Aleksandr Kravtsov	RUS	2:28
2003	Emilian Kaszczyk	POL	2:26
2005	Aleksander Waleriańczyk	POL	2:30
2007	Aleksandr Shustov	RUS	2:31
2009	Eduard Malchenko	CAN	2:23
2011	Bogdan Bondarenko	UKR	2:28
2013	Sergey Mudrov	RUS	2:31

110 Metres Hurdles

1957	Stanko Lorgjer	YUG	14.5
1959	Stanko Lorgjer	YUG	14.2
1961	Valentin Chistyakov	URS	14.33
1963	Anatoliy Mikhaylov	URS	14.17
1965	Eddy Ottoz	ITA	13.6
1967	Eddy Ottoz	ITA	13.9
1970	David Hemery	GBR	13.8
1973	Berwyn Price	GBR	13.69
1975	Charles Foster	USA	13.83
1977	Alejandro Casañas	CUB	13.21
1979	Andrey Prokofyev	URS	13.50
1981	Larry Cowling	USA	13.65
1983	Andrey Prokofyev	URS	13.46
1985	Cletus Clark	USA	13.57
1987	Jon Ridgeon	GBR	13.29
1989	Roger Kingdom	USA	13.26
1991	Eibert Ellis	USA	13.83
1993	Dietmar Koszewski	GER	13.48
1995	Jonathan Nsenga	BEL	13.51
1997	Andrey Kislykh	RUS	13.44
1999	Terrence Trammell	USA	13.44
2001	Liu Xiang	CHN	13.33
2003	Anselmo da Silva	BRA	13.68
2005	Mateus Inocêncio	BRA	13.45
2007	Sergiy Demidyuk	UKR	13.33
2009	Yin Jing	CHN	13.38
2011	Hansle Parchment	RSA	13.24
2013	Eddie Lovett	ISV	13.43

400 Metres Hurdles

1957	Igor Ilyin	URS	53.3
1959	Salvatore Morale	ITA	52.1
1961	Salvatore Morale	ITA	50.14
1963	Roberto Frinolli	ITA	50.48
1965	Roberto Frinolli	ITA	50.5
1967	Ron Whitney	USA	49.8
1970	Larry James	USA	50.2
1973	Dmitriy Stukalov	URS	49.62
1975	Rolf Ziegler	FRG	50.43
1977	Tom Andrews	USA	49.52
1979	Harry Schulting	NED	48.44
1981	David Lee	USA	49.05
1983	Aleksandr Kharlov	URS	49.41
1985	Tagir Zemskov	URS	49.38
1987	David Patrick	USA	48.75
1989	Reggie Davis	USA	49.74
1991	Derrick Adkins	USA	49.01
1993	Derrick Adkins	USA	49.35
1995	Kazuhiiko Yamazaki	JPN	48.58
1997	Llewlyn Herbert	RSA	48.99
1999	Paweł Januszewski	POL	48.64
2001	Alwyn Myburgh	RSA	48.09
2003	Thomas Kortbeek	NED	48.95
2005	Kenji Narisako	JPN	48.96
2007	Pieter Koekemoer	RSA	49.06
2009	Tristan Thomas	AUS	48.75
2011	Jeshua Anderson	USA	49.03
2013	Martin Kučera	SVK	49.79

High Jump

1957	Oleg Ryakhovskiy	URS	16.01
1959	Oleg Ryakhovskiy	URS	15.74
1961	Sorin Ioan	ROU	15.93
1963	Satoshi Shimo	JPN	15.99
1965	Henrik Kalocscai	HUN	16.36
1967	Michael Sauer	FRG	16.07

Pole Vault

1957	Zenon Ważny	POL	4.40
1959	Noriaki Yasuda	JPN	4.35
1961	Dimitar Hlebarov	BUL	4.52
1963	Gennadiy Bliznetsov	URS	4.60
1965	John Pennel	USA	5.00
1967	Heinfried Engel	FRG	5.00

Long Jump

1957	Dieter Witte	FRG	7.41
1959	Attilio Bravi	ITA	7.46
1961	Igor Ter-Ovanesyan	URS	7.90
1963	Igor Ter-Ovanesyan	URS	7.95
1965	Igor Ter-Ovanesyan	URS	8.19
1967	Naoki Abe	JPN	7.71

Triple Jump

1957	Oleg Ryakhovskiy	URS	16.01
1959	Oleg Ryakhovskiy	URS	15.74
1961	Sorin Ioan	ROU	15.93
1963	Satoshi Shimo	JPN	15.99
1965	Henrik Kalocscai	HUN	16.36
1967	Michael Sauer	FRG	16.07

1970	Wolfgang Nordwig	GDR	5.46	Alan Lerwill	GBR	7.91	Viktor Saneyev	URS	17.22
1973	François Tracanelli	FRA	5.42	Valeriy Podluzhnyi	URS	8.15	Mikhail Bariban	URS	17.20
1975	François Tracanelli	FRA	5.20	Grzegorz Cybulski	POL	8.27	Michał Joachimowski	POL	16.54
1977	Władysław Kozakiewicz	POL	5.55	Enad Stekić	YUG	7.97	Anatolij Piskulin	URS	17.30w
1979	Władysław Kozakiewicz	POL	5.60	Valeriy Podluzhnyi	URS	8.16	Willie Banks	USA	17.23
1981	Konstantin Volkov	URS	5.75	László Szalma	HUN	8.23w	Zou Zhenxian	CHN	17.32
1983	Konstantin Volkov	URS	5.65	Yussuf Alli	NGR	8.21	Ajayi Agbebaku	NGR	17.26
1985	Rodion Gataullin	URS	5.75	Jaime Jefferson	CUB	8.07	Charles Simpkins	USA	17.86
1987	Viktor Spasov	URS	5.65	Mike Powell	USA	8.19	Charles Simpkins	USA	17.16
1989	Bernhard Zintl	FRG	5.65	Jaime Jefferson	CUB	7.98	Igor Lapshin	URS	17.40
1991	István Bagyula	HUN	5.80	Alan Turner	USA	8.18w	Brian Wellman	BER	17.07
1993	István Bagyula	HUN	5.70	Kareem Streete-Thompson	USA	8.22w	Tosi Fasinro	GBR	16.91
1995	István Bagyula	HUN	5.70	Kirill Sosunov	RUS	8.21	Andrey Kurennoy	RUS	17.30
1997	Khalid Lachheb	FRA	5.70	Iván Pedroso	CUB	8.40	Yoelbi Quesada	CUB	17.35
1999	Richard Spiegelburg	GER	5.60	Aleksey Lukashevich	YKR	8.16	Yoelbi Quesada	CUB	17.40
2001	Aleksandr Averbukh	ISR	5.80	Miguel Pate	USA	8.07	Kenta Bell	USA	17.22
2003	Aleksandr Korchmyd	UKR	5.75	Valeriy Vasilyev	UKR	8.07	Gu Junjie	CHN	16.90
2005	Björn Otto	GER	5.80	Vladimir Zyuskov	UKR	8.06	Aleksandr Sergejev	RUS	16.72
2007	Alexander Straub	GER	5.60	Robert Crowther	AUS	8.02	Kim Deok-Hyung	KOR	17.02
2009	Aleksandr Gripič	RUS	5.60	Kim Duk-Hyung	KOR	8.41w	Nelson Évora	POR	17.22
2011	Lukasz Michalski	POL	5.75	Su Xiongféng	CHN	8.17	Nelson Évora	POR	17.31
2013	Sam Kendricks	USA	5.60	Luis Rivera	MEX	8.46	Viktor Kuznetsov	UKR	17.01

Shot Put

1957	Oleg Ryakhovskiy	URS	16.57
1959	Hermann Lingnau	FRG	17.32
1961	Viktor Lipsin	URS	18.00
1963	Zszygmond Nagy	HUN	18.44
1965	Randy Matson	USA	20.31
1967	Neal Steinhauer	USA	19.19
1970	Hartmut Briesenick	GDR	19.97
1973	Valeriy Voykin	URS	19.56
1975	Bishop Dolegiewicz	CAN	19.45
1977	Valcho Stoev	BUL	19.55
1979	Udo Beyer	GDR	20.49
1981	Mike Carter	USA	20.19
1983	Mike Carter	USA	19.74
1985	Remigius Machura	TCH	21.13
1987	Klaus Görmer	GDR	20.38
1989	Lars Arvid Nilson	NOR	20.37
1991	Aleksandr Klymenko	URS	19.35
1993	Aleksandr Klymenko	UKR	19.72
1995	Yuriy Belonog	UKR	19.70
1997	Yuriy Belonog	UKR	20.34
1999	Andy Bloom	USA	21.11
2001	Manuel Martínez	ESP	20.97
2003	Andrey Mikhnevich	BLR	20.76
2005	Tomasz Majewski	POL	20.60
2007	Maksim Sidorov	RUS	20.01
2009	Soslan Tsirikhov	RUS	19.59
2011	O'Dayne Richards	JAM	19.93
2013	Aleksandr Lesny	RUS	20.30

Javelin Throw

1957	Viktor Tsybulenko	URS	80.63
1959	Hermann Salomon	FRG	75.95
1961	Gergely Kulcsár	HUN	77.65
1963	Janis Lusis	URS	79.77
1965	Rolf Herings	FRG	79.26
1967	Dave Travis	GBR	76.64
1970	Miklós Németh	HUN	81.94
1973	Janis Zirnís	URS	80.08
1975	Georghe Megelea	ROU	81.30
1977	Vasily Yershov	URS	81.60
1979	Helmut Schreiber	FRG	88.68
1981	Dainis Kula	URS	89.52
1983	Dainis Kula	URS	87.80
1985	Dimitru Negoita	ROU	84.62
1987	Marek Kaleta	URS	81.42
1991	Steve Backley	GBR	87.42
1993	Louis Fouché	RSA	79.64

Discus Throw

Viktor Kompaneyets	URS	53.38
Antonios Kondadis	GRE	53.07
Edmund Piątkowski	POL	59.15
Gaetano Dalla Pria	ITA	51.63
Lars Haglund	SWE	57.86
Gary Carlsen	USA	59.84
János Murányi	HUN	60.16
Viktor Zhurba	URS	61.60
Markku Tuokko	FIN	62.94
Nikolay Vikhor	URS	64.14
Wolfgang Schmidt	GDR	60.78
Armin Lemme	GDR	65.90
Luis Delis	CUB	69.46
Luis Delis	CUB	66.84
Randy Heisler	USA	62.38
Kamy Keshmiri	USA	65.40
Adewale Olukoji	NGR	61.48
Alexis Elizalde	CUB	62.98
Vitaliy Sidorov	UKR	62.16
Vladimir Dubrovshchik	BLR	66.40
Frantz Kruger	RSA	66.90
Aleksander Tammert	EST	65.19
Wu Tao	CHN	62.32
Gerd Kanter	EST	65.29
Gerhard Mayer	AUT	61.55
Mohammad Samimi	IRI	65.33
Márt Israel	EST	64.07
Ronald Julião	BRA	63.54

Decathlon (Pentathlon in 1959)

-	-	-
Vasily Kuznetsov	URS	4006
Vasily Kuznetsov	URS	7918
Manfred Pflugbeil	FRG	6487
Bill Toomey	USA	7566
Hans-Joachim Walde	FRG	7819
Nikolay Avilov	URS	7803
Ryszard Skowronek	POL	7965
Sepp Zeilbauer	AUT	7857
Sepp Zeilbauer	AUT	8097
Sepp Zeilbauer	AUT	8203
Aleksandr Shablenko	URS	8055
David Steen	CAN	8205
Mike Ramos	URS	8071
Siegfried Wentz	FRG	8348
Steve Fritz	USA	8079
Sébastien Levicq	FRA	7874

Hammer Throw

Anatolij Samotsvetov	URS	58.60
Gyula Zsviótzky	HUN	63.65
Gyula Zsviótzky	HUN	64.62
Gennadiy Kondrashov	URS	65.76
Gyula Zsviótzky	HUN	67.74
Yoshihisa Ishida	JPN	64.94
Jochen Sachse	GDR	72.34
Valentin Dmitriyenko	URS	72.42
Aleksey Spiridonov	URS	73.82
Emmanuel Dylgerov	BUL	73.50
Klaus Ploghaus	FRG	75.74
Klaus Ploghaus	FRG	77.74
Jüri Tamm	URS	76.82
Heinz Weis	FRG	76.00
Igor Astapkovich	URS	78.46
Igor Astapkovich	URS	80.56
Ken Flax	USA	76.46
Vadim Kolesnik	UKR	77.00
Balázs Kiss	HUN	79.74
Balázs Kiss	HUN	79.42
Zsolt Németh	HUN	80.40
Nicola Vizzoni	ITA	78.41
Ivan Tikhon	BLR	82.77
Vadim Devyatovskiy	BLR	79.13
Aliaksandr Vashchyla	BLR	76.94
Yuriy Shayunov	BLR	73.74
Paweł Fajdek	POL	78.14
Paweł Fajdek	POL	79.99

20km Walk (10,000m track in 1957)

Franciszek Szynska	POL	47:10.6
-	-	-
-	-	-
-	-	-
-	-	-
-	-	-
-	-	-
-	-	-
-	-	-
-	-	-
Maurizio Damilano	ITA	1:26:47
Guillaume Leblanc	CAN	1:24:03
Viktor Mostovik	URS	1:25:52
Raffaello Ducceschi	ITA	1:25:02
Robert Korzeniowski	POL	1:24:37
Robert Korzeniowski	POL	1:22:01

1995	Zhang Lianbiao	CHN	79.30	Deszö Szabó	HUN	8051	Daniel García	MEX	1:24:11
1997	Marius Corbett	RSA	86.50	Roman Šebrle	CZE	8380	Ilya Markov	RUS	1:25:36
1999	Eriks Rags	LAT	83.78	Raúl Duany	CUB	8050	Alejandro López	MEX	1:25:12
2001	Eriks Rags	LAT	82.72	Raúl Duany	CUB	8069	Lorenzo Civallo	ITA	1:24:42
2003	Igor Janik	POL	76.83	Romain Barras	FRA	8196	Stepan Yudin	RUS	1:23:34
2005	Ainārs Kovals	LAT	80.67	Aleksandr Parkhomenko	BLR	8051	Juan Manuel Molina	ESP	1:24:06
2007	Vadims Vasiļevskis	LAT	83.92	Jacob Minah	GER	8099	Chu Yafei	CHN	1:24:37
2009	Ainārs Kovals	LAT	81.58	Mikalai Shubianok	BLR	7960	Sergey Bakulin	RUS	1:20:52
2011	Fatih Avan	TUR	83.79	Vasily Khramlov	RUS	8166	Andrey Krivov	RUS	1:24:15
2013	Dmitriy Tarabin	RUS	83.11	Thomas van der Plaetsen	BEL	8164	Andrey Krivov	RUS	1:20:47

4 x 100 Metres Relay

1957	France	41.4
1959	Italy	41.0
1961	USSR	41.22
1963	Hungary	40.98
1965	FRG	39.9
1967	Italy	39.8
1970	Poland	39.2
1973	United States	39.10
1975	USSR	39.80
1977	USSR	38.75
1979	Italy	38.42
1981	United States	38.70
1983	United States	38.50
1985	Cuba	38.76
1987	United States	38.66
1989	United States	38.58
1991	United States	39.10
1993	United States	38.65
1995	United States	38.96
1997	United States	38.48
1999	United States	38.55
2001	Japan	38.77
2003	Japan	39.45
2005	Italy	39.25
2007	Thailand	39.15
2009	Russia	39.21
2011	South Africa	39.25
2013	Ukraine	38.56

4 x 400 Metres Relay

FRG	3:16.9
FRG	3:09.5
FRG	3:10.56
Great Britain & NI	3:12.02
Italy	3:08.5
FRG	3:06.7
United States	3:03.3
United States	3:04.40
Poland	3:09.13
United States	3:01.2
United States	3:00.98
USSR	3:02.75
United States	3:01.24
Cuba	3:02.20
United States	3:01.78
Jamaica	3:02.58
United States	3:03.65
United States	3:02.34
United States	3:00.40
United States	3:02.53
United States	3:00.88
United States	3:02.83
Japan	3:03.15
Poland	3:02.57
Poland	3:02.05
Australia	3:03.67
Russia	3:04.51
Russia	3:03.70

WOMEN**100 Metres**

1957	Vera Krepkina	URS	11.8
1959	Giuseppina Leone	ITA	11.7
1961	Tatyana Shchelkanova	URS	11.78
1963	Renate Lace	URS	11.91
1965	Irena Kirszenstein	POL	11.3
1967	Barbara Ferrell	USA	11.6
1970	Renate Meissner	GDR	11.5
1973	Mona-Lisa Pursiainen	FIN	11.41
1975	Lyudmila Zharkova	URS	11.31
1977	Lyudmila Storoshkova	BUL	11.21
1979	Marlies Göhr	GDR	11.00
1981	Beverley Goddard	GBR	11.35
1983	Beverly Kinch	GBR	11.13w
1985	Irina Slyusar	URS	11.22
1987	Gwen Torrence	USA	11.09
1989	Liliana Allen	CUB	11.37
1991	Chryste Gaines	USA	11.27
1993	Dahlia Duhaney	JAM	11.56
1995	Melanie Paschke	GER	11.16
1997	Katerina Thanou	GRE	11.20
1999	Angela Williams	USA	11.19
2001	Abiodun Oyeptitan	GBR	11.42
2003	Qin Wangping	CHN	11.53
2005	Olga Khalandyreva	RUS	11.64
2007	Johanna Manninen	FIN	11.46
2009	Lina Grinčikaitė	LTU	11.31
2011	Carrie Russell	JAM	11.05
2013	Aurieyall Scott	USA	11.28

200 Metres

Mariya Itkina	URS	24.6
Giuseppina Leone	ITA	23.8
Barbara Janiszewska	POL	24.44
Jutta Heine	FRG	24.60
Irena Kirszenstein	POL	23.5
Giabelle Meyer	FRA	23.8
Renate Meissner	GDR	22.7
Mona-Lisa Pursiainen	FIN	22.39
Pirjo Wilmi	FIN	23.38
Silvia Chivás	CUB	23.08
Marita Koch	GDR	21.91
Kathy Smallwood	GBR	22.78
Randy Givens	USA	22.47
Grace Jackson	JAM	22.59
Gwen Torrence	USA	22.44
Galina Malchugina	URS	22.70
Wang Hwei-Chen	TPE	23.22
Flirtisha Harris	USA	22.56w
Du Xiujie	CHN	22.53
Yekaterina Leshchova	RUS	23.18
Kim Gevaert	BEL	23.14
Li Xuemei	CHN	22.86
Yelena Bolsun	RUS	23.39
Natalya Ivanova	RUS	23.28
Iryna Shtanhyeyeva	UKR	22.95
Monique Williams	NZL	23.11
Anneisha McLaughlin	JAM	22.54
Kimberly Hyacinthe	CAN	22.78

400 Metres

-	-	
-	-	
-	-	
-	-	
Elisabeth Östberg	SWE	55.4
Maria Sykora	AUT	52.8
Nadezhda Ilyina	URS	52.04
Pirjo Wilmi	FIN	51.80
Rosalyn Bryant	USA	52.10
Mariya Kulchunova	URS	50.35
Irina Baskakova	URS	51.45
Mariya Pinigina	URS	50.47
Tatyana Alekseyeva	URS	51.49
Denean Howard	USA	51.07
Ana Quirot	CUB	50.73
Maicel Malone	USA	50.65
Michelle Collins	USA	52.01
Olabisi Afolabi	NGR	50.50
Allison Curbishley	GBR	50.84
Ionela Tîrlea	ROU	49.88
Demetria Washington	USA	51.22
Tatyana Firova	RUS	51.81
Natalya Nazarova	RUS	51.31
Olga Tereshkova	KAZ	51.62
Fatou Binetou Fall	SEN	51.65
Olga Topilskaya	RUS	51.63
Kseniya Ustalova	RUS	50.60

800 Metres			1500 Metres			3000/5000 Metres (5000m from 1995)		
1957	Yelizaveta Yermolayeva	URS	2:12.3	-	-	-	-	-
1959	Nicole Gouilleux	FRA	2:11.1	-	-	-	-	-
1961	Antje Gleichfeld	FRG	2:07.76	-	-	-	-	-
1963	Olga Kazi	HUN	2:05.9	-	-	-	-	-
1965	Laine Erik	URS	2:06.2	-	-	-	-	-
1967	Madeline Manning	USA	2:06.8	-	-	-	-	-
1970	Gunhild Hoffmeister	GDR	2:01.8	-	-	-	-	-
1973	Liliana Tomova	BUL	1:59.52	Paola Cacchi	ITA	4:10.69	-	-
1975	Nina Morgunova	URS	2:01.94	Ellen Wellmann	FRG	4:08.72	Natalia Andrei	ROU 8:54.09
1977	Tonka Petrova	BUL	1:57.6	Tonka Petrova	BUL	4:05.7	-	-
1979	Nadezhda Mushta	URS	2:00.50	Natalia Mărășescu	ROU	4:13.9	-	-
1981	Doina Melinte	ROU	1:57.81	Gabriella Dorio	ITA	4:05.35	Breda Pergar	YUG 8:53.78
1983	Irina Podyalovskaya	URS	1:59.29	Gabriella Dorio	ITA	4:07.26	Maria Radu	ROU 9:04.32
1985	Nadezhda Zvyagintseva	URS	1:58.59	Svetlana Kitova	URS	4:07.12	Cathy Branta	USA 9:02.75
1987	Slobodanka Čolović	YUG	1:56.88	Paula Ivan	ROU	4:01.32	Paula Ivan	ROU 8:53.61
1989	Ana Quirot	CUB	1:58.88	Paula Ivan	ROU	4:13.58	Paula Ivan	ROU 8:44.09
1991	Inna Yevseyeva	URS	1:59.80	Sonia O'Sullivan	IRL	4:12.14	Iulia Beșliu	ROU 8:55.42
1993	Amy Wickus	USA	2:03.72	Lynne Robinson	GBR	4:12.03	Clare Eichner	USA 9:04.32
1995	Stella Jongmans	NED	2:02.13	Gabriela Szabo	ROU	4:11.73	Gabriela Szabo	ROU 15:29.86
1997	Irina Nedelenko	UKR	2:00.21	Gabriela Szabo	ROU	4:10.31	Nnenna Lynch	USA 15:47.61
1999	Yuliya Taranova	RUS	1:59.63	Elena Buhaianu	ROU	4:13.04	Rie Ueno	JPN 15:51.24
2001	Brigita Langerholc	SLO	2:00.96	Süreyya Ayhan	TUR	4:06.91	Dong Yanmei	CHN 15:30.28
2003	Liliana Bărbulescu	ROU	2:00.06	Natalya Sidorenko	UKR	4:11.69	Eloise Poppett	AUS 15:47.19
2005	Svetlana Klyuka	RUS	2:00.80	Olesya Syreva	RUS	4:12.69	Kim Smith	NZL 15:29.18
2007	Yuliya Krevsun	UKR	1:57.63	Olesya Chumakova	RUS	4:09.32	Jessica Augusto	POR 15:28.78
2009	Madeleine Pape	AUS	2:01.91	Marina Muncan	SRB	4:15.53	Sara Moreira	POR 15:32.78
2011	Olga Zavhorodnya	UKR	1:59.56	Aslı Çakır Alptekin	TUR	4:05.66	Binnaz Uslu	TUR 15:41.15
2013	Margarita Mukasheva	KAZ	1:58.96	Yekaterina Sharmina	RUS	4:05.49	Olga Golovkina	RUS 15:43.77

10,000 Metres			Marathon/Half Marathon (From 1997)			3000 Metres Steeplechase		
1983	-	-	Sarah Rowell	GBR	2:47:36.2	-	-	-
1985	Marina Rodchenkova	URS	32:58.45	Mami Fukao	JPN	2:44:55	-	-
1987	Patty Murray	USA	33:11.26	Natalya Bardina	URS	2:46:30	-	-
1989	Viorica Ghican	ROU	31:46.43	Irina Bogachova	URS	2:35:09	-	-
1991	Anne-Marie Letko	USA	32:36.87	Miyako Iwai	JPN	2:36:27	-	-
1993	Iulia Negură	ROU	32:22.99	Noriko Kawaguchi	JPN	2:37:47	-	-
1995	Iulia Negură	ROU	32:28.25	Masako Kusakaya	JPN	2:53:03	-	-
1997	Deena Drossin	USA	33:45.31	Mari Sotani	JPN	71:49	-	-
1999	Leigh Daniel	USA	32:58.80	Rosaria Console	ITA	74:14	-	-
2001	Dong Yanmei	CHN	32:45.14	Ham Bong-Sil	PRK	75:24	-	-
2003	Natalia Cerchez	MDA	33:07.05	Machi Tanaka	JPN	73:06	-	-
2005	Eri Sato	JPN	34:12.06	Lee Eun-Jung	KOR	74:31	Livia Tóth	HUN 9:40.37
2007	Kseniya Agafonova	RUS	32:20.94	Kim Kum Ok	PRK	72:31	Dobrinka Shalamanova	BUL 9:45.04
2009	Kasumi Nishihara	JPN	33:14.62	Chisato Saito	JPN	73:44	Sara Moreira	POR 9:32.62
2011	Fadime Suna	TUR	33:11.92	Ro Un Ok	PRK	76:38	Binnaz Uslu	TUR 9:33.50
2013	Ayuko Suzuki	JPN	32:54.17	Mai Tsuda	JPN	73:12	Yuliya Zaripova	RUS 9:28.00

80/100 Metres Hurdles			400 Metres Hurdles			High Jump		
1957	Milka Babović	YUG	11.5	-	-	-	Iolanda Balaș	ROU 1.66
1959	Nelli Yelisayeva	URS	11.1	-	-	-	Iolanda Balaș	ROU 1.80
1961	Irina Press	URS	10.90	-	-	-	Iolanda Balaș	ROU 1.85
1963	Jutta Heine	FRG	10.95	-	-	-	Taisiya Chenchik	URS 1.72
1965	Danuta Straszynska	POL	10.6	-	-	-	Yordanka Blagoeva	BUL 1.65
1967	Françoise Masse	FRA	11.3	-	-	-	Mami Takeda	JPN 1.68
1970	Teresa Sukniewicz	POL	13.0	-	-	-	Snežana Hrepevnik	YUG 1.86
1973	Grażyna Rabsztyń	POL	13.23	-	-	-	Virginia Ioan	ROU 1.84
1975	Grażyna Rabsztyń	POL	13.14	-	-	-	Galina Filatova	URS 1.88
1977	Grażyna Rabsztyń	POL	12.86	-	-	-	Sara Simeoni	ITA 1.92
1979	Lucyna Langer	POL	12.62	-	-	-	Andrea Matay	HUN 1.94
1981	Stephanie Hightower	USA	13.03	Anna Kastyetskaya	URS	55.52	Sara Simeoni	ITA 1.96
1983	Natalya Petrova	URS	13.04	Yekaterina Fesenko	URS	54.97	Tamara Bykova	URS 1.98
1985	Ginka Zagorcheva	BUL	12.71	Margarita Novitskaitė	URS	55.33	Silvia Costa	CUB 2.01
1987	Heike Theele	GDR	12.84	Nawal El Moutawakel	MAR	55.21	Svetlana Isaeva	BUL 1.95
1989	Monique Ewanjé-Épée	FRA	12.65	Margarita Khromova	URS	57.03	Alina Astafei	ROU 1.91
1991	Marina Azyabina	URS	12.95	Gretha Tromp	NED	55.30	Alison Inverarity	AUS 1.92
1993	Dawn Bowles	USA	13.16	Heike Meissner	GER	56.10	Tanya Hughes	USA 1.95
1995	Nicole Ramalalanirina	MAD	13.02	Heike Meissner	GER	55.57	Viktoriya Fyodorova	RUS 1.92
1997	Angela Atete	NGR	13.19	Tatyana Tereshchuk	UKR	54.91	Amy Acuff	USA 1.98

1999	Andria King	USA	13.04	Daimí Pernía	CUB	53.95	Monica Dinescu	ROU	1.95
2001	Su Yiping	CHN	12.95	Natasha Danvers	GBR	54.94	Vita Palamar	UKR	1.96
2003	Xu Jia	CHN	13.29	Maren Schott	GER	55.28	Dóra Györfy	HUN	1.94
2005	Mirjam Liimask	EST	12.96	Marina Shiyani	RUS	55.14	Anna Chicherova	RUS	1.90
2007	Yevgeniya Volodko	BLR	13.03	Tatyana Azarova	KAZ	55.52	Marina Aitova	KAZ	1.92
2009	Nevin Yanit	TUR	12.89	Vania Stambolova	BUL	55.14	Ariane Friedrich	GER	2.00
2011	Nia Ali	USA	12.85	Hanna Yaroshchuk	UKR	55.15	Brigetta Barrett	USA	1.96
2013	Vashti Thomas	USA	12.61	Anna Titimets	UKR	54.64	Kamila Ličwinko	POL	1.96

Pole Vault

1957	-			Vera Kalashnikova	URS	6.03	-		
1959	-			Elżbieta Krzesińska	POL	5.94	-		
1961	-			Tatyana Shchelkanova	URS	6.49	-		
1963	-			Tatyana Shchelkanova	URS	6.48	-		
1965	-			Tatyana Shchelkanova	URS	6.42	-		
1967	-			Sheila Parkin	GBR	6.32	-		
1970	-			Heide Rosendahl	FRG	6.84	-		
1973	-			Margrit Olfert	GDR	6.63	-		
1975	-			Jarmila Nygrýnová	TCH	6.48	-		
1977	-			Jacqueline Curtet	FRA	6.38	-		
1979	-			Anita Stukané	URS	6.80	-		
1981	-			Tatyana Kolpakova	URS	6.83	-		
1983	-			Anișoara Cușmir	ROU	7.06w	-		
1985	-			Irina Valyukevich	URS	7.04	-		
1987	-			Marieta Ilcu	ROU	6.81	-		
1989	-			Iolanda Chen	URS	6.729	-		
1991	-			Inessa Kravets	URS	6.87	Li Huirong	CHN	14.20
1993	-			Mirela Dulgheru	ROU	6.69w	Niurka Montalvo	CUB	14.16w
1995	-			Viktoriya Vershinina	UKR	6.76	Sárka Kaspárková	CZE	14.20
1997	Emma George	AUS	4.40	Yelena Shevhovtsova	UKR	6.78	Yelena Govorova	UKR	14.23
1999	Pavla Hamáčková	CZE	4.25	Yelena Shevhovtsova	UKR	6.92	Yelena Govorova	UKR	14.99w
2001	Gao Shuying	CHN	4.52	Maurren Maggi	BRA	6.83	Tatyana Lebedeva	RUS	14.81
2003	Tatyana Polynova	RUS	4.70	Irina Simagina	RUS	6.49	Oksana Rogova	RUS	14.16
2005	Julia Hütter	GER	4.25	Lyudmila Kolchanova	RUS	6.79	Wang Ying	CHN	14.12
2007	Aleksandra Kiryashova	RUS	4.40	Olga Rypakova	KAZ	6.85	Olga Saladukha	UKR	14.79
2009	Jirina Ptáčníková	CZE	4.55	Ivana Spanović	SRB	6.64	Yarianna Martínez	CUB	14.40
2011	Aleksandra Kiryashova	RUS	4.65	Anna Nazarova	RUS	6.72	Yekaterina Koneva	RUS	14.25
2013	Anastasiya Savchenko	RUS	4.60	Darya Klisshina	RUS	6.90	Yekaterina Koneva	RUS	14.82

Long Jump

1957	-			Vera Kalashnikova	URS	6.03	-		
1959	-			Elżbieta Krzesińska	POL	5.94	-		
1961	-			Tatyana Shchelkanova	URS	6.49	-		
1963	-			Tatyana Shchelkanova	URS	6.48	-		
1965	-			Tatyana Shchelkanova	URS	6.42	-		
1967	-			Sheila Parkin	GBR	6.32	-		
1970	-			Heide Rosendahl	FRG	6.84	-		
1973	-			Margrit Olfert	GDR	6.63	-		
1975	-			Jarmila Nygrýnová	TCH	6.48	-		
1977	-			Jacqueline Curtet	FRA	6.38	-		
1979	-			Anita Stukané	URS	6.80	-		
1981	-			Tatyana Kolpakova	URS	6.83	-		
1983	-			Anișoara Cușmir	ROU	7.06w	-		
1985	-			Irina Valyukevich	URS	7.04	-		
1987	-			Marieta Ilcu	ROU	6.81	-		
1989	-			Iolanda Chen	URS	6.729	-		
1991	-			Inessa Kravets	URS	6.87	Li Huirong	CHN	14.20
1993	-			Mirela Dulgheru	ROU	6.69w	Niurka Montalvo	CUB	14.16w
1995	-			Viktoriya Vershinina	UKR	6.76	Sárka Kaspárková	CZE	14.20
1997	Emma George	AUS	4.40	Yelena Shevhovtsova	UKR	6.78	Yelena Govorova	UKR	14.23
1999	Pavla Hamáčková	CZE	4.25	Yelena Shevhovtsova	UKR	6.92	Yelena Govorova	UKR	14.99w
2001	Gao Shuying	CHN	4.52	Maurren Maggi	BRA	6.83	Tatyana Lebedeva	RUS	14.81
2003	Tatyana Polynova	RUS	4.70	Irina Simagina	RUS	6.49	Oksana Rogova	RUS	14.16
2005	Julia Hütter	GER	4.25	Lyudmila Kolchanova	RUS	6.79	Wang Ying	CHN	14.12
2007	Aleksandra Kiryashova	RUS	4.40	Olga Rypakova	KAZ	6.85	Olga Saladukha	UKR	14.79
2009	Jirina Ptáčníková	CZE	4.55	Ivana Spanović	SRB	6.64	Yarianna Martínez	CUB	14.40
2011	Aleksandra Kiryashova	RUS	4.65	Anna Nazarova	RUS	6.72	Yekaterina Koneva	RUS	14.25
2013	Anastasiya Savchenko	RUS	4.60	Darya Klisshina	RUS	6.90	Yekaterina Koneva	RUS	14.82

Triple Jump

1957	-			Vera Kalashnikova	URS	6.03	-		
1959	-			Elżbieta Krzesińska	POL	5.94	-		
1961	-			Tatyana Shchelkanova	URS	6.49	-		
1963	-			Tatyana Shchelkanova	URS	6.48	-		
1965	-			Tatyana Shchelkanova	URS	6.42	-		
1967	-			Sheila Parkin	GBR	6.32	-		
1970	-			Heide Rosendahl	FRG	6.84	-		
1973	-			Margrit Olfert	GDR	6.63	-		
1975	-			Jarmila Nygrýnová	TCH	6.48	-		
1977	-			Jacqueline Curtet	FRA	6.38	-		
1979	-			Anita Stukané	URS	6.80	-		
1981	-			Tatyana Kolpakova	URS	6.83	-		
1983	-			Anișoara Cușmir	ROU	7.06w	-		
1985	-			Irina Valyukevich	URS	7.04	-		
1987	-			Marieta Ilcu	ROU	6.81	-		
1989	-			Iolanda Chen	URS	6.729	-		
1991	-			Inessa Kravets	URS	6.87	Li Huirong	CHN	14.20
1993	-			Mirela Dulgheru	ROU	6.69w	Niurka Montalvo	CUB	14.16w
1995	-			Viktoriya Vershinina	UKR	6.76	Sárka Kaspárková	CZE	14.20
1997	Emma George	AUS	4.40	Yelena Shevhovtsova	UKR	6.78	Yelena Govorova	UKR	14.23
1999	Pavla Hamáčková	CZE	4.25	Yelena Shevhovtsova	UKR	6.92	Yelena Govorova	UKR	14.99w
2001	Gao Shuying	CHN	4.52	Maurren Maggi	BRA	6.83	Tatyana Lebedeva	RUS	14.81
2003	Tatyana Polynova	RUS	4.70	Irina Simagina	RUS	6.49	Oksana Rogova	RUS	14.16
2005	Julia Hütter	GER	4.25	Lyudmila Kolchanova	RUS	6.79	Wang Ying	CHN	14.12
2007	Aleksandra Kiryashova	RUS	4.40	Olga Rypakova	KAZ	6.85	Olga Saladukha	UKR	14.79
2009	Jirina Ptáčníková	CZE	4.55	Ivana Spanović	SRB	6.64	Yarianna Martínez	CUB	14.40
2011	Aleksandra Kiryashova	RUS	4.65	Anna Nazarova	RUS	6.72	Yekaterina Koneva	RUS	14.25
2013	Anastasiya Savchenko	RUS	4.60	Darya Klisshina	RUS	6.90	Yekaterina Koneva	RUS	14.82

Shot Put

1957	Galina Zybina	URS	15.75	Irina Beglyakova	URS	48.83	-		
1959	Lidiya Sharamovich	BUL	13.97	Györgyi Hegedus	HUN	46.76	-		
1961	Tamara Press	URS	17.12	Tamara Press	URS	58.06	-		
1963	Tamara Press	URS	17.29	Tamara Press	URS	55.90	-		
1965	Tamara Press	URS	18.31	Jolan Kontsek	HUN	55.66	-		
1967	Liesel Westermann	FRG	15.30	Liesel Westermann	FRG	59.22	-		
1970	Nadezhda Chizhova	URS	19.51	Karin Illgen	GDR	62.04	-		
1973	Nadezhda Chizhova	URS	20.82	Faina Melnik	URS	64.54	-		
1975	Elena Stoyanova	BUL	18.99	Mariya Vergova	BUL	65.28	-		
1977	Elena Stoyanova	BUL	19.98	Mariya Vergova	BUL	66.34	-		
1979	Ilona Slupianek	GDR	20.48	Svetlana Melnykova	URS	63.54	-		
1981	Helma Knorrscheidt	GDR	20.24	Florența Crăciunescu	ROU	67.48	-		
1983	Natalya Lisovskaya	URS	20.46	Florența Crăciunescu	ROU	64.56	-		
1985	Natalya Lisovskaya	URS	20.47	Maritza Martén	CUB	66.66	-		
1987	Natalya Lisovskaya	URS	20.48	Tsvetanka Khristova	BUL	67.96	-		
1989	Huang Zhihong	CHN	20.56	Hou Xuenmei	CHN	65.32	-		
1991	Svetlana Krivelyova	URS	19.62	Xiao Yanling	CHN	64.36	-		
1993	Zhou Tianhua	CHN	19.17	Renata Katewicz	POL	62.40	-		
1995	Wu Xianchun	CHN	18.31	Natalya Sadova	RUS	62.92	-		
1997	Irina Korzhanenko	RUS	19.39	Natalya Sadova	RUS	67.02	Mihaela Melinte	ROU	69.84
1999	Yumileidi Cumbá	CUB	18.70	Nicoleta Grasu	ROU	65.21	Mihaela Melinte	ROU	74.24
2001	Yumileidi Cumbá	CUB	18.90	Li Qiumei	CHN	61.66	Manuela Montebrun	FRA	69.78
2003	Li Fengfeng	CHN	18.55	Natalya Fokina	UKR	63.11	Liu Yinghui	CHN	69.05
2005	Natalia Khoronoko	BLR	18.86	Wioletta Potępa	POL	62.10	Kamila Skolimowska	POL	72.75
2007	Irina Tarasova	RUS	17.46	Yarelis Barrios	CUB	61.36	Daryaia Pchelnik	BLR	68.74
2009	Mailin Vargas	CUB	18.91	Dani Samuels	AUS	62.48	Betty Heidler	GER	75.83
2011	Irina Tarasova	RUS	18.02	Zaneta Glanc	POL	63.99	Zalina Marghieva	MDA	72.93
2013	Irina Tarasova	RUS	18.75	Vera Ganeyeva	RUS	61.26	Jeneva Stevens	USA	73.75

Discus Throw

1957	-			Irina Beglyakova	URS	48.83	-		
1959	-			Györgyi Hegedus	HUN	46.76	-		
1961	-			Tamara Press	URS	58.06	-		
1963	-			Tamara Press	URS	55.90	-		
1965	-			Jolan Kontsek	HUN	55.66	-		
1967	-			Liesel Westermann	FRG	59.22	-		
1970	-			Karin Illgen	GDR	62.04	-		
1973	-			Faina Melnik	URS	64.54	-		
1975	-			Mariya Vergova	BUL	65.28	-		
1977	-			Mariya Vergova	BUL	66.34	-		
1979	-			Svetlana Melnykova	URS	63.54	-		
1981	-			Florența Crăciunescu	ROU	67.48	-		
1983	-			Florența Crăciunescu	ROU	64.56	-		
1985	-			Maritza Martén	CUB	66.66	-		
1987	-			Tsvetanka Khristova	BUL	67.96	-		
1989	-			Hou Xuenmei	CHN	65.32	-		
1991	-			Xiao Yanling	CHN	64.36	-		
1993	-			Renata Katewicz	POL	62.40	-		
1995	-			Natalya Sadova	RUS	62.92	-		
1997	-			Natalya Sadova	RUS	67.02	Mihaela Melinte	ROU	69.84
1999	-			Nicoleta Grasu	ROU	65.21	Mihaela Melinte	ROU	74.24
2001	-			Li Qiumei	CHN	61.66	Manuela Montebrun	FRA	69.78
2003	-			Natalya Fokina	UKR	63.11	Liu Yinghui	CHN	69.05
2005	-			Wioletta Potępa	POL	62.10	Kamila Skolimowska	POL	72.75
2007	-			Yarelis Barrios	CUB	61.36	Daryaia Pchelnik	BLR	68.74
2009	-			Dani Samuels	AUS	62.48	Betty Heidler	GER	75.83
2011	-			Zaneta Glanc	POL	63.99	Zalina Marghieva	MDA	72.93
2013	-			Vera Ganeyeva	RUS	61.26	Jeneva Stevens	USA	73.75

Hammer Throw

1957	-			Irina Beglyakova	URS	48.83	-		
1959	-			Györgyi Hegedus	HUN	46.76	-		
1961	-			Tamara Press	URS	58.06	-		
1963	-			Tamara Press	URS	55.90	-		
1965	-			Jolan Kontsek	HUN	55.66	-		
1967	-			Liesel Westermann	FRG	59.22	-		
1970	-								

Javelin Throw			Pentathlon/Heptathlon (Hep from 1981)		5/20/10 Kilometres Walk				
1957	Maria Diti	ROU	52.38	-	-	-			
1959	Elvira Ozolina	URS	49.95	-	-	-			
1961	Yelena Gorchakova	URS	51.39	-	-	-			
1963	Almut Brömmel	FRG	49.61	-	-	-			
1965	Mihaela Peneş	ROU	59.22	Tatyana Shchelkanova	URS	4802	-		
1967	Ranae Bair	USA	52.98	Liese Prokop	AUT	4465	-		
1970	Daniela Jaworska	POL	56.16	Tatyana Kondrashova	URS	4884	-		
1973	Svetlana Korolyova	URS	62.00	Nadezhda Tkachenko	URS	4629	-		
1975	Nadezhda Yakubovich	URS	61.72	Jane Frederick	USA	4442	-		
1977	Nadezhda Yakubovich	URS	61.42	Valentina Dimitrova	BUL	4630	-		
1979	Eva Raduly	ROU	67.20	Yekaterina Smirnova	URS	4497	-		
1981	Petra Felke	GDR	65.20	Malgorzata Guzowska	POL	6198	-		
1983	Beate Peters	FRG	66.86	Yekaterina Smirnova	URS	6350	-		
1985	Ivonne Leal	CUB	71.82	Malgorzata Nowak	POL	6616	Aleksandra Grigoryeva	URS	22:21.10
1987	Irina Kostyuchenkova	URS	66.72	Liliana Nastase	ROU	6364	Li Sujie	CHN	21:51.50
1989	Silke Renk	GDR	66.10	Larisa Nikitina	URS	6847	Ileana Salvador	ITA	20:44
1991	Tatyana Shikolenko	URS	63.56	Birgit Clarius	GER	6419	Sari Essayah	FIN	44:04
1993	Lee Young-sun	KOR	58.62	Urszula Włodarczyk	POL	6127	Long Yuwen	CHN	46:16.75
1995	Felicia Tilea	ROU	62.16	Jane Jamieson	AUS	6123	Annarita Sidoti	ITA	43:22
1997	Isel López	CUB	64.30	Mona Steigauf	GER	6546	Larisa Ramazanova	BLR	44:01
1999	Ewa Rybak	POL	60.76	Tiffany Lott	USA	5959	Claudia Iovan	ROU	44:22
2001	Osleidys Menéndez	CUB	69.82	Jane Jamieson	AUS	6041	Gao Hongmiao	CHN	43:20
2003	Barbara Madeczyk	POL	56.23	Kylie Wheeler	AUS	6031	Tatyana Sibileva	RUS	1:34:55
2005	Barbora Špotáková	CZE	60.73	Lyudmila Blonska	UKR	6297	Jiang Qiuyan	CHN	1:33:13
2007	Buoban Phamang	THA	61.40	Viktorija Žemaitytė	LTU	5971	Jiang Qiuyan	CHN	1:35:22
2009	Sunette Viljoen	RSA	62.52	Jessica Samuelsson	SWE	6004	Olga Mikhaylova	RUS	1:30:43
2011	Sunette Viljoen	RSA	66.47	Olga Kurban	RUS	6151	Julia Takács	HUN	1:33:51
2013	Mariya Abakumova	RUS	65.12	Tatyana Chernova	RUS	6623	Anisya Kirdyapkina	RUS	1:29:30

4 x 100 Metres Relay

1957	USSR	46.4
1959	USSR	46.9
1961	USSR	46.2
1963	USSR	46.50
1965	USSR	45.5
1967	France	46.5
1970	USSR	44.7
1973	USSR	43.99
1975	USSR	44.77
1977	USSR	43.16
1979	USSR	43.14
1981	United States	43.66
1983	United States	42.82
1985	United States	43.28
1987	United States	42.90
1989	United States	42.40
1991	United States	44.45
1993	United States	43.37
1995	United States	43.58
1997	United States	44.01
1999	United States	43.49
2001	PR of China	43.72
2003	PR of China	44.09
2005	Russia	43.62
2007	Finland	43.48
2009	Italy	43.83
2011	Ukraine	43.33
2013	Ukraine	42.77

4 x 400 Metres Relay

-	-
-	-
-	-
-	-
-	-
-	-
-	-
-	-
-	-
USSR	3:26.65
USSR	3:24.97
USSR	2:25.96
United States	3:27.16
United States	3:26.48
United States	3:27.93
United States	3:26.18
Russia	3:28.32
Russia	3:27.93
United States	3:27.97
United States	3:28.04
Russia	3:31.63
Russia	3:27.47
Ukraine	3:29.59
Canada	3:33.09
Russia	3:27.16
Russia	3:26.61





Hurdles



Pole Vault



Hammer Throw



Shot Put



Javelin Throw



Long Jump



Discus Throw



High Jump



Running



Welcome



Applause



Leap

WINNERS OF AREA CHAMPIONSHIPS & GAMES AND COMMONWEALTH GAMES

AFRICAN GAMES

Venues - 1965: Brazzaville; 1973: Lagos; 1978: Alger; 1987: Nairobi; 1991: El Qâhira (Cairo); 1995: Harare; 1999: Johannesburg; 2003: Abuja; 2007: Alger; 2011: Maputo; 2015: Brazzaville

MEN

100 Metres			200 Metres			400 Metres		
1965	Gaoussou Koné	CIV 10.3	Gaoussou Koné	CIV 21.1	Wilson Kiprugut	KEN 46.9	Charles Asati	KEN 46.31
1973	Ohene Karikari	GHA 10.60	Ohene Karikari	GHA 21.13	El Kashief Hassan	SUD 45.32	Innocent Egbunike	NGR 44.23
1978	Amadou Meité	CIV 10.35	El Kashief Hassan	SUD 20.77	Samson Kitur	KEN 45.40	Samson Kitur	KEN 44.36
1987	Chidi Imoh	NGR 10.10w	Simon Kipkemboi	KEN 20.90	Kennedy Ochieng	KEN 44.77	Ezra Sambu	KEN 44.98
1991	Frankie Fredericks	NAM 10.18	Frankie Fredericks	NAM 20.28	California Molefe	BOT 45.59	Rabah Yousif	SUD 45.27
1995	Davidson Ezinwa	NGR 10.24	Sunday Bada	NGR 20.28				
1999	Leonard Myles-Mills	GHA 9.99	Francis Obikwelu	NGR 20.06				
2003	Deji Aliu	NGR 9.95	Uchenna Emedolu	NGR 20.42				
2007	Olusoji Fasuba	NGR 10.18	Leigh Julius	RSA 20.81				
2011	Amr Ibrahim Mostafa Seoud	EGY 10.20	Idrissa Adam	CMR 20.66				

800 Metres			1500 Metres			5000 Metres		
1965	Wilson Kiprugut	KEN 1:47.4	Kipchoge Keino	KEN 3:41.1	Kipchoge Keino	KEN 13:44.4	Ben Jipcho	KEN 14:07.2
1973	Cosmos Silei	KEN 1:45.38	Filbert Bayi	TAN 3:37.23	Yohannes Mohamed	ETH 13:44.39	John Ngugi	KEN 13:31.87
1978	James Maina Boi	KEN 1:47.14	Filbert Bayi	TAN 3:36.21	Fita Bayesa	ETH 13:36.91	Josephat Machuka	KEN 13:31.11
1987	Billy Konchellah	KEN 1:45.99	Sisa Kirati	KEN 3:39.40	Julius Gitahi	KEN 13:49.06	Kenenisa Bekele	ETH 13:26.16
1991	William Tanui	KEN 1:47.40	William Kimei	KEN 3:41.97	Moses Kipsiro	UGA 13:12.51	Moses Kipsiro	UGA 13:43.08
1995	Arthémon Hatungimana	BDI 1:47.42	Vincent Malakwen	KEN 3:40.11				
1999	Japheth Kimutai	KEN 1:44.91	Hailu Mekonnen	ETH 3:39.73				
2003	Samwel Mwera	TAN 1:46.13	Paul Korir	KEN 3:37.52				
2007	Abubaker Kaki	SUD 1:45.22	Asbel Kiprop	KEN 3:38.97				
2011	Taoufik Makhloufi	ALG 1:46.32	Caleb Ndiku	KEN 3:39.12				

10,000 Metres			Marathon/Half Marathon			3000 Metres Steeplechase		
1965	-		-		Benjamin Kogo	KEN 8:47.4	Ben Jipcho	KEN 8:20.7
1973	Miruts Yifter	ETH 29:04.6	Mamo Wolde	ETH 2:27:32	Henry Rono	KEN 8:15.82	Patrick Sang	KEN 8:33.69
1978	Henry Rono	KEN 27:58.9	Richard Mabuza	SWZ 2:21:53	Moses Kiptanui	KEN 8:27.09	Bernard Barmasai	KEN 8:27.15
1987	Paul Kipkoech	KEN 28:34.77	Belayneh Dinsamo	ETH 2:14:47	Kipkurui Miso	KEN 8:32.32	Ezekiel Kemboi	KEN 8:12.27
1991	Thomas Osano	KEN 27:56.45	Tena Negere	ETH 2:31:17	Willy Komen	KEN 8:15.11	Birhan Getahun	ETH 8:17.36
1995	Josephat Machuka	KEN 28:03.6	Nicholas Nyengere	ZIM 2:20:08				
1999	Assefa Mezegebu	ETH 28:12.15	Joshua Peterson	RSA 2:19:07				
2003	Sileshi Sihine	ETH 27:42.13	Johannes Kekana	RSA 2:25.01				
2007	Zersenay Tadese	ERI 27:00.30	Deribe Merga	ETH 62:24				
2011	Ibrahim Jaylan	ETH 28:18.22	Lelisa Desisa	ETH 64:31				

110 Metres Hurdles			400 Metres Hurdles			High Jump		
1965	Folu Erinle	NGR 14.6	Kimaru Sangok	KEN 51.7	Samuel Igun	NGR 2.07	Noor Wasughe	SOM 2.04
1973	Fatwell Kimaiyo	KEN 14.19	John Akii-Bua	UGA 48.54	Paul Ngadjadoum	CHA 2.16	Othmane Belfaa	ALG 2.19
1978	Fatwell Kimaiyo	KEN 13.89	Daniel Kimaiyo	KEN 49.48	Othmane Belfaa	ALG 2.18	Othmane Belfaa	ALG 2.18
1987	Judex Lefou	MRI 14.11	Amadou Dia Bâ	SEN 48.03	Pierre Vorster	RSA 2.22	Anthony Idata	NGR 2.27
1991	Judex Lefou	MRI 14.12	Erick Keter	KEN 48.95	Kabelo Mmono	BOT 2.15	Kabelo Mmono	BOT 2.15
1995	William Erese	NGR 13.73	Ibou Faye	SEN 49.12	Kabelo Mmono	BOT 2.27	Kabelo Mmono	BOT 2.27
1999	William Erese	NGR 13.71	Ibou Faye	SEN 48.30	Ali Mohamed Younes Idris	SUD 2.25		
2003	Joseph-Berlioz Randriamihajaja	MAD 13.77	Osita Okeagu	NGR 50.25				
2007	Selim Nurudeen	NGR 13.59	LJ van Zyl	RSA 48.74				
2011	Othman Hadj Lazib	ALG 13.48	Abderahmane Hamadi	ALG 50.48				

Pole Vault			Long Jump			Triple Jump		
1965	Brou Elloe	CIV 4.15	Edward Akika	NGR 7.49	Samuel Igun	NGR 16.27	Mansour Dia	SEN 16.53
1973	Allah Ghita	EGY 4.65	Joshua Owusu	GHA 8.00	Charlton Ehizuelen	NGR 16.51	Charlton Ehizuelen	NGR 16.51
1978	Lakhdar Rahal	ALG 5.00	Charlton Ehizuelen	NGR 7.92	Francis Dodoo	GHA 17.12	James Sabulei	KEN 16.53
1987	Chokri Abahnini	TUN 4.85	Paul Emordi	NGR 8.23	Jacob Katonon	KEN 16.93	Andrew Owusu	GHA 16.89
1991	Samy Si Mohamed	ALG 5.20	George Ogbuide	NGR 8.22	Andrew Owusu	GHA 16.41	Ndiss Kaba Badji	SEN 16.80
1995	Okkert Brits	RSA 5.50	Cheikh Touré	SEN 8.10	Tosin Oke	NGR 16.65		
1999	Okkert Brits	RSA 5.40	Hatem Mersal	EGY 8.09				
2003	Béchir Zaghouani	TUN 5.20	Ignisious Gaisah	GHA 8.30				
2007	Abderrahman Tamedda	TUN 5.10	Gable Garenamotse	BOT 8.08				
2011	Larbi Bouraada	ALG 5.00	Luvo Manyonga	RSA 8.02				

Shot Put			Discus Throw			Hammer Throw		
1965	Denis Ségui Kragbé	CIV 16.32	Namakoro Niaré	MLI 51.20	-			
1973	Youssef Nagi Asaad	EGY 19.48	Namakoro Niaré	MLI 55.28	Yovan Ochola	UGA	50.64	
1978	Youssef Nagi Asaad	EGY 18.88	Namakoro Niaré	MLI 58.02	Youssef Ben Abid	TUN	54.90	
1987	Adewale Olukoju	NGR 18.13	Adewale Olukoju	NGR 56.50	Hakim Toumi	ALG	70.10	
1991	Chima Ugwu	NGR 17.64	Adewale Olukoju	NGR 59.22	Cherif El Hennawi	EGY	67.58	
1995	Henk Booysen	RSA 18.60	Adewale Olukoju	NGR 61.68	Hakim Toumi	ALG	67.12	
1999	Burger Lambrechts	RSA 19.50	Frantz Kruger	RSA 61.02	Chris Harmse	RSA	74.75	
2003	Burger Lambrechts	RSA 18.87	Omar El-Ghazaly	EGY 63.61 ^{1.75kg}	Chris Harmse	RSA	75.17	
2007	Yasser Ibrahim	EGY 19.20	Omar El-Ghazaly	EGY 62.28	Chris Harmse	RSA	76.73	
2011	Yasser Ibrahim	EGY 19.73	Yasser Ibrahim	EGY 63.20	Mostafa Hicham Al-Gamal	EGY	74.76	
Javelin Throw			Decathlon			20 Kilometres Walk		
1965	Anthony Oyakhire	NGR 71.52	-	-	-	-	-	-
1973	Jacques Ayé	CIV 77.22	-	-	-	-	-	-
1978	Justin Arop	UGA 76.94	Mohammed Bensaad	ALG 7338	Benamar Kachkouche	ALG	1:39:21	
1987	Justin Arop	UGA 73.42	Ahmed Mahour Bacha	ALG 7104	Shemsu Hassan	ETH	1:35:57	
1991	Christian Okemefula	NGR 77.14	Mourad Mahour Bacha	ALG 7431	Shemsu Hassan	ETH	1:29:04	
1995	Pius Bazighe	NGR 77.56	Danie van Wyk	RSA 7339	Chris Britz	RSA	1:28:06	
1999	Marius Corbett	RSA 78.74	Anis Riahi	TUN 7497	David Kimutai	KEN	1:29:12	
2003	Gerhardus Pienaar	RSA 76.95	Mustafa Taha Hussein	EGY 7400	Hatem Ghoula	TUN	1:30:32	
2007	Robert Oosthuizen	RSA 78.05	Hamdi Dhouibi	TUN 7838	Hatem Ghoula	TUN	1:22:33	
2011	Julius Yego	KEN 78.34	Jangy Addy	LBR 7985	Hassanine Sbaï	TUN	1:24:53	
4 x 100 Metres Relay			4 x 400 Metres Relay					
1965	Senegal	40.5	Senegal	3:11.5				
1973	Nigeria	39.89	Kenya	3:06.38				
1978	Ghana	39.24	Nigeria	3:03.24				
1987	Nigeria	39.06	Nigeria	3:00.55				
1991	Nigeria	39.36	Kenya	3:03.14				
1995	Ghana	39.12	Nigeria	3:01.63				
1999	Nigeria	38.56	Nigeria	3:01.20				
2003	Ghana	38.63	Botswana	3:02.24				
2007	Nigeria	38.91	Botswana	3:03.16				
2011	Nigeria	38.93	Kenya	3:03.10				

WOMEN

100 Metres			200 Metres			400 Metres		
1965	Jumoke Bodunrin	NGR 12.4	-	-	-	-	-	-
1973	Alice Annum	GHA 11.77	Alice Annum	GHA 23.88	Tekla Chemabwai	KEN	54.06	
1978	Hannah Afriyie	GHA 11.50	Hannah Afriyie	GHA 23.01	Keahinde Vaughan	NGR	53.86	
1987	Tina Iheagwam	NGR 11.32	Mary Onyali	NGR 22.66	Francisca Chepkurui	KEN	51.99	
1991	Mary Onyali	NGR 11.12	Tina Iheagwam	NGR 22.82	Fatima Yusuf	NGR	50.71	
1995	Mary Onyali	NGR 11.18	Mary Onyali	NGR 22.75	Fatima Yusuf	NGR	49.43	
1999	Mercy Nku	NGR 11.03	Fatima Yusuf	NGR 22.45	Falilat Ogunkoya	NGR	50.02	
2003	Mary Onyali	NGR 11.26	Mary Onyali	NGR 23.09	Fatou Bintou Fall	SEN	51.38	
2007	Damola Osayomi	NGR 11.20	Damola Osayomi	NGR 23.21	Amantle Montsho	BOT	51.13	
2011	Damola Osayomi	NGR 10.90w	Damola Osayomi	NGR 22.86	Amantle Montsho	BOT	50.87	
800 Metres			1500 Metres			3000/5000 Metres		
1973	Christine Anyakun	UGA 2:09.53	Peace Kesiime	UGA 4:38.70	-	-	-	-
1978	Tecla Chemabwai	KEN 2:04.84	Sakina Boutamine	ALG 4:16.43	-	-	-	-
1987	Selina Chirchir	KEN 2:03.22	Selina Chirchir	KEN 4:13.91	Susan Sirma	KEN	9:19.20	
1991	Maria Mutola	MOZ 2:04.02	Susan Sirma	KEN 4:10.68	Susan Sirma	KEN	8:49.33	
1995	Maria Mutola	MOZ 1:56.99	Kutre Dulecha	ETH 4:18.32	Rose Cheruiyot	KEN	15:37.9	
1999	Maria Mutola	MOZ 1:59.73	Kutre Dulecha	ETH 4:18.33	Ayelech Worku	ETH	15:38.22	
2003	Grace Ebor	NGR 2:02.04	Kutre Dulecha	ETH 4:21.63	Meseret Defar	ETH	16:42.0	
2007	Leonora Piuza	MOZ 2:02.83	Gelete Burka	ETH 4:06.89	Meseret Defar	ETH	15:02.72	
2011	Annet Negesa	UGA 2:01.81	Irene Jelagat	KEN 4:13.67	Sule Utura	ETH	15:38.70	

10,000 Metres			Marathon/Half Marathon			3000 Metres Steeplechase		
1965	-	-	-	-	-	-	-	-
1973	-	-	-	-	-	-	-	-
1978	-	-	-	-	-	-	-	-
1987	Leah Malot	KEN 33:58.15	-	-	-	-	-	-
1991	Derartu Tulu	ETH 33:40.37	-	-	-	-	-	-
1995	Sally Barsosio	KEN 32:22.26	Jowaine Parrott	RSA 2:55:09	-	-	-	-
1999	Gete Wami	ETH 32:08.15	Hiwot Gizwa	ETH 2:45:38	-	-	-	-
2003	Ejegayehu Dibaba	ETH 32:34.54	Clarisse Rasoarizay	MAD 2:46:58	-	-	-	-
2007	Mestawat Tufa	ETH 31:26.05	Soudat Ait Salem	ALG 73:35	Ruth Bosibori	KEN	9:31.99	
2011	Sule Utura	ETH 33:24.82	Mare Dibaba	ETH 70:47	Hyvin Jepkemoi	KEN	10:00.50	

80/100 Metres Hurdles			400 Metres Hurdles			High Jump		
1965	Rose Hart	GHA 11.7	-	-	-	Amelia Okoli	NGR	1.62
1973	Modupe Oshikoya	NGR 14.28	-	-	-	Modupe Oshikoya	NGR	1.71
1978	Judy Bell-Gam	NGR 13.67	-	-	-	Modupe Oshikoya	NGR	1.77
1987	Maria Usifo	NGR 13.29	Maria Usifo	NGR 55.72	Awa Dioum	SEN	1.80	
1991	Ime Akpan	NGR 13.51	Marie Womplou	CIV 57.35	Lucienne N'Da	CIV	1.83	
1995	Taiwo Aladefa	NGR 12.98	Omolade Akinremi	NGR 56.1	Hestrie Storbeck	RSA	1.85	
1999	Glory Alozie	NGR 12.74	Tacko Diouf	SEN 55.69	Hestrie Cloete	RSA	1.96	
2003	Angela Atede	NGR 13.01	Omolade Akinremi	NGR 56.98	Nneka Ukuh	NGR	1.84	
2007	Toyin Augustus	NGR 13.23	Mona Jabir Ahmed	SUD 54.93	Doreen Amata	NGR	1.89	
2011	Seun Adigun	NGR 13.20	Joke Odumosu	NGR 56.26	Doreen Amata	NGR	1.80	
Pole Vault			Long Jump			Triple Jump		
1965	-	-	Alice Annum	GHA 5.63	-	-	-	-
1973	-	-	Modupe Oshikoya	NGR 6.16	-	-	-	-
1978	-	-	Modupe Oshikoya	NGR 6.32	-	-	-	-
1987	-	-	Beatrice Utondu	NGR 6.45	-	-	-	-
1991	-	-	Chioma Ajunwa	NGR 6.67	-	-	-	-
1995	-	-	Eunice Barber	SLE 6.70w	Rose Collins	NGR	13.80	
1999	Rika Erasmus	RSA 3.60	Grace Umelo	NGR 6.60	Françoise Mbangou	CMR	14.70	
2003	Samantha Dodd	RSA 3.90	Esther Aghatise	NGR 6.58	Kéné Ndoye	SEN	14.23	
2007	Leila Ben-Youssef	TUN 3.85	Janice Josephs	RSA 6.79	Yamilé Aldama	SUD	14.46	
2011	Dorra Mahfoudhi	TUN 3.60	Blessing Okagbare	NGR 6.50w	Baya Rahouli	ALG	14.08	
Shot Put			Discus Throw			Hammer Throw		
1965	-	-	-	-	-	-	-	-
1973	Evelyn Okeke	NGR 13.59	Rose Hart	GHA 41.06	-	-	-	-
1978	Joyce Aciro	UGA 14.47	Fathia Jerbi	TUN 46.56	-	-	-	-
1987	Elisabeth Olaba	KEN 15.30	Jeanne Minyemeck	CMR 46.28	-	-	-	-
1991	Hanane Khaled	EGY 14.83	Hanane Khaled	EGY 48.32	-	-	-	-
1995	Hanane Khaled	EGY 15.29	Monia Kari	TUN 54.26	-	-	-	-
1999	Vivian Peters	NGR 16.72	Monia Kari	TUN 57.22	Caroline Fournier	MRI	58.83	
2003	Vivian Chukwuemeka	NGR 18.12	Elizna Naudé	RSA 57.44	Marwa Ahmed Hussein	EGY	64.28	
2007	Vivian Chukwuemeka	NGR 17.60	Elizna Naudé	RSA 58.40	Marwa Ahmed Hussein	EGY	65.70	
2011	Auriel Dogmo	CMR 16.03	Suzanne Kragbé Kazai	CIV 56.56	Amy Sene	SEN	61.48	
Javelin Throw			Pentathlon/Heptathlon			5000 Metres/10/20 Kilometres Walk		
1965	Helena Okwara	NGR 40.30	-	-	-	-	-	-
1973	Con. Rwabiryagye	UGA 47.50	-	-	-	-	-	-
1978	Eunice Nekesa	KEN 51.58	Bella Bell-Gam	NGR 3709	-	-	-	-
1987	Samia Djemaa	ALG 53.30	Yasmina Azzizi	ALG 5663	Agnetha Chelimo	KEN	25:38.91	
1991	Seraphina Nyauma	KEN 51.94	Rita Izojie	NGR 5383	Agnetha Chelimo	KEN	24:25.00	
1995	Rhona Dwinger	RSA 55.98	Oluchi Elechi	NGR 5609	Dounia Kara	ALG	23:59.4	
1999	Liezl Roux	RSA 49.38	Maralize Fouché	RSA 5631	Susan Vermeulen	RSA	49:33	
2003	Aïda Sellam	TUN 54.58	Margaret Simpson	GHA 6152	Estié Viljoen	RSA	1:44:29	
2007	Justine Robbeson	RSA 58.09	Margaret Simpson	GHA 6278	Chaima Trabelsi	TUN	1:49:13	
2011	Justine Robbeson	RSA 55.33	Margaret Simpson	GHA 6172	Chaima Trabelsi	TUN	1:40:35	
4 x 100 Metres Relay			4 x 400 Metres Relay					
1965	Nigeria	48.0	-	-	-	-	-	-
1973	Ghana	46.25	Uganda	3:45.42	-	-	-	-
1978	Nigeria	44.63	Ghana	3:35.55	-	-	-	-
1987	Nigeria	43.44	Nigeria	3:27.08	-	-	-	-
1991	Nigeria	44.21	Nigeria	3:31.05	-	-	-	-
1995	Nigeria	43.43	Nigeria	3:27.51	-	-	-	-
1999	Nigeria	43.28	Nigeria	3:29.22	-	-	-	-
2003	Nigeria	43.04	Nigeria	3:27.76	-	-	-	-
2007	Ghana	43.84	Nigeria	3:29.74	-	-	-	-
2011	Nigeria	43.34	Nigeria	3:31.21	-	-	-	-

AFRICAN CHAMPIONSHIPS

Venues - 1979: Dakar; 1982: El Qâhira (Cairo); 1984: Rabat.; 1985: El Qâhira; 1988: Annaba; 1989: Lagos; 1990: El Qâhira; 1992: Belle Vue Mauricia; 1993: Durban; 1996: Yaoundé; 1998 Dakar; 2000: Alger; 2002: Radès; 2004: Brazzaville; 2006: Bambous; 2008: Addis Ababa; 2010: Nairobi; 2012: Benin; 2014: Marrakech

MEN

100 Metres			200 Metres			400 Metres			
1979	Ernest Obeng	GHA	10.54	Edward Ofili	NGR	20.90	El Kashief Hassan	SUD	45.34
1982	Ernest Obeng	GHA	10.2	Boubacar Diallo	SEN	20.97	Amadou Dia Bâ	SEN	45.8
1984	Chidi Imoh	NGR	10.40	Innocent Egbunike	NGR	20.66	Gabriel Tiacoh	CIV	45.52
1985	Chidi Imoh	NGR	10.22	Simon Kipkemboi	KEN	20.82	Innocent Egbunike	NGR	45.22
1988	John Myles-Mills	GHA	10.25	Davidson Ezinwa	NGR	20.97w	Innocent Egbunike	NGR	45.43
1989	Amadou Mbaye	SEN	10.60	Olapade Adeniken	NGR	20.74	Gabriel Tiacoh	CIV	45.25
1990	Joseph Gikonyo	KEN	10.28	Joseph Gikonyo	KEN	20.89	Samson Kitur	KEN	45.15
1992	Victor Omagbemi	NGR	10.34	Victor Omagbemi	NGR	21.20	Bobang Phiri	RSA	45.42
1993	Daniel Effiong	NGR	10.39	Johan Rossouw	RSA	20.65	Kennedy Ocheing	KEN	45.29
1996	Seun Ogunkoya	NGR	10.45	Oumar Loum	SEN	20.7	Ibrahima Wade	SEN	45.75
1998	Seun Ogunkoya	NGR	9.94	Frankie Fredericks	NAM	19.99	Clement Chukwu	NGR	44.65
2000	Aziz Zakari	GHA	10.13	Aziz Zakari	GHA	20.23	Eric Milazar	MRI	45.62
2002	Frankie Fredericks	NAM	9.93w	Frankie Fredericks	NAM	20.10w	Eric Milazar	MRI	45.67
2004	Olusoji Fasuba	NGR	10.21	Joseph Batangdon	CMR	20.46	Eric Milazar	MRI	45.03
2006	Olusoji Fasuba	NGR	10.37	Uchenna Emedolu	NGR	20.61	Gary Kikaya	COD	45.03
2008	Olusoji Fasuba	NGR	10.10	Thuso Mpuang	RSA	20.53	Nagmeldin Ali Abubakr	SUD	45.64
2010	Ben Youssef Meité	CIV	10.08	Amr Seoud	EGY	20.36	Mohamed Ashour Khawajah	LBA	44.98
2012	Simon Magakwe	RSA	10.29	Ben Youssef Meité	CIV	20.62	Isaac Makwala	BOT	45.25
2014	Wilfried Koffi	CIV	10.05	Wilfried Koffi	CIV	20.25	Isaac Makwala	BOT	44.23

800 Metres			1500 Metres			3000 Metres			
1979	James Maina Boi	KEN	1:48.8	Mike Boit	KEN	3:39.9	-	-	-
1982	Juma Ndiwa	KEN	1:48.1	Kipkoech Cheruiyot	KEN	3:42.2	-	-	-
1984	Sammy Koskei	KEN	1:45.17	Saïd Aouita	MAR	3:38.18	-	-	-
1985	Sammy Koskei	KEN	1:45.30	Omer Khalifa	SUD	3:37.74	-	-	-
1988	Babacar Niang	SEN	1:46.99	Getahun Ayana	ETH	3:42.77	-	-	-
1989	Nixon Kiprotich	KEN	1:45.71	Joseph Chesire	KEN	3:39.43	-	-	-
1990	William Tanui	KEN	1:46.80	Moses Kiptanui	KEN	3:39.51	-	-	-
1992	Charles Nkazamyampi	BDI	1:46.95	Nelson Chirchir	KEN	3:38.52	-	-	-
1993	Sammy Langat	KEN	1:45.43	David Kibet	KEN	3:45.67	-	-	-
1996	Fred Onyancha	KEN	1:46.69	Moses Kigen	KEN	3:39.78	-	-	-
1998	Japheth Kimutai	KEN	1:45.82	Laban Rotich	KEN	3:45.03	Thomas Nyariki	KEN	8:03.75
2000	Djabir Saïd-Guerni	ALG	1:45.88	Youssef Baba	MAR	3:42.07	-	-	-
2002	Djabir Saïd-Guerni	ALG	1:45.52	Bernard Lagat	KEN	3:38.11	-	-	-
2004	William Yiamпой	KEN	1:45.36	Yassine Bensghir	MAR	3:41.49	-	-	-
2006	Alex Kipchirchir	KEN	1:46.62	Alex Kipchirchir	KEN	3:46.54	-	-	-
2008	David Rudisha	KEN	1:44.20	Haron Keitany	KEN	3:43.47	-	-	-
2010	David Rudisha	KEN	1:42.84	Asbel Kiprop	KEN	3:36.19	-	-	-
2012	Taoufik Makhloufi	ALG	1:43.88	Caleb Ndiku	KEN	3:35.71	-	-	-
2014	Nijel Amos	BOT	1:48.54	Ayanleh Souleiman	DJI	3:42.49	-	-	-

5000 Metres			10,000 Metres			Marathon			
1979	Miruts Yifter	ETH	14:14.0	Miruts Yifter	ETH	29:08.0	Kebede Balcha	ETH	2:29:53
1982	Wodajo Bulti	ETH	13:45.34	Mohammed Kedir	ETH	28:55.5	Juma Ikgangaa	TAN	2:21:05
1984	Abderrazak Bounour	ALG	13:41.94	Kipsubai Koskei	KEN	28:11.7	-	-	-
1985	Wodajo Bulti	ETH	14:40.12	Wodajo Bulti	ETH	28:22.43	Ahmed Salah	DJI	2:23:01
1988	Brahim Boutayeb	MAR	13:49.69	Brahim Boutayeb	MAR	28:55.28	Dereje Nedi	ETH	2:27:51
1989	John Nguigi	KEN	13:22.07	Addis Abebe	ETH	27:51.07	Tsegaye Sengni	ETH	2:26:26
1990	Ezequiel Bitok	KEN	13:33.3	Khalid Skah	MAR	28:31.1	Tesfaye Tafa	ETH	2:33:38
1992	James Songok	KEN	13:24.63	Joseph Machuka	KEN	27:59.70	-	-	-
1993	Simon Chemoiywo	KEN	13:09.68	William Sigei	KEN	27:25.23	-	-	-
1996	Paul Koech	KEN	13:35.13	Stephen Kiogora	KEN	29:16.4	-	-	-
1998	Daniel Komen	KEN	13:35.70	-	-	-	-	-	-
2000	Ali Saïdi Sief	ALG	13:26.86	Abreta Hadish	ETH	28:40.51	-	-	-
2002	Paul Bitok	KEN	13:31.95	Paul Kosgei	KEN	28:44.81	-	-	-
2004	Zwedo Maregu	ETH	13:47.77	Charles Kamathi	KEN	28:07.83	-	-	-
2006	Kenenisa Bekele	ETH	14:03.41	Moses Kipsiro	UGA	28:03.46	-	-	-
2008	Kenenisa Bekele	ETH	13:49.67	Gebre-egziabher Gebremariam	ETH	28:17.11	-	-	-
2010	Edwin Soi	KEN	13:30.46	Wilson Kiprop	KEN	27:32.91	-	-	-
2012	Mark Kiptoo	KEN	13:22.38	Kenneth Kipkemoi	KEN	27:19.74	-	-	-
2014	Caleb Ndiku	KEN	13:34.27	Nguse Tesfaldet	ERI	28:11.07	-	-	-

3000 Metres Steeplechase

1979	Kiprotich Rono	KEN	8:30.9
1982	Eshetu Tura	ETH	8:30.47
1984	Joshua Kipkemboi	KEN	8:27.88
1985	Julius Kariuki	KEN	8:20.74
1988	Azzedine Brahmī	ALG	8:26.56
1989	Azzedine Brahmī	ALG	8:31.29
1990	Abdelaziz Sahere	MAR	8:33.58
1992	Whaddon Niewoudt	RSA	8:26.44
1993	Joseph Keter	KEN	8:22.34
1996	Kipkemboi Cheruiyot	KEN	8:38.72
1998	Bernard Barmasai	KEN	8:11.74
2000	Lotfi Turki	TUN	8:33.29
2002	Brahim Boulami	MAR	8:19.51
2004	David Chemweno	KEN	8:17.31
2006	Paul Kipsiele Koech	KEN	8:11.03
2008	Richard Mateelong	KEN	8:31.68
2010	Richard Mateelong	KEN	8:23.54
2012	Abel Mutai	KEN	8:16.05
2014	Jairus Birech	KEN	8:34.79

High Jump

1979	Othmane Belfaa	ALG	2.15
1982	Moussa Fall	SEN	2.20
1984	Mohammed Aghial	MAR	2.17
1985	Moussa Fall	SEN	2.17
1988	Bouacac Gueye	SEN	2.16
1989	Othmane Belfaa	ALG	2.20
1990	Othmane Belfaa	ALG	2.16
1992	Yacine Mousli	ALG	2.21
1993	Flippie van Vuuren	RSA	2.22
1996	Khemraj Naiko	MRI	2.16
1998	Aberahmane Hamed	ALG	2.21
2000	Aberahmane Hamed	ALG	2.34
2002	Aberahmane Hamed	ALG	2.25
2004	Kabelo Kgosiemang	BOT	2.17
2006	Kabelo Kgosiemang	BOT	2.30
2008	Kabelo Kgosiemang	BOT	2.34
2010	Kabelo Kgosiemang	BOT	2.19
2012	Kabelo Kgosiemang	BOT	2.25
2014	Kabelo Kgosiemang	BOT	2.28

Triple Jump

1979	Ajayi Agbebaaku	NGR	16.82w
1982	Mamadou Diallo	SEN	16.23
1984	Joseph Taiwo	NGR	17.19
1985	Paul Emordi	NGR	16.56
1988	António Santos	ANG	16.43
1989	Eugene Koranteng	GHA	16.83
1990	Toussaint Rabenala	MAD	16.61
1992	Toussaint Rabenala	MAD	17.04
1993	Toussaint Rabenala	MAD	16.72
1996	Paul Nioze	SEY	16.52
1998	Andrew Owusu	GHA	17.23
2000	Andrew Owusu	GHA	16.69
2002	Olivier Sanou	BUR	17.06w
2004	Olivier Sanou	BUR	16.31
2006	Tareq Bougtaib	MAR	17.25w
2008	Ndiss Kaba Badji	SEN	17.07
2010	Tosin Oke	NGR	17.22
2012	Tosin Oke	NGR	16.98
2014	Khotso Mokoena	RSA	17.03

Hammer Throw

1979	Abdellah Boubekeur	ALG	56.02
1982	Hisham Greis	EGY	60.64
1984	Hakim Toumi	ALG	68.64
1985	Hakim Toumi	ALG	70.56
1988	Hakim Toumi	ALG	69.06
1989	Hakim Toumi	ALG	69.98
1990	Cherif El Hennawi	EGY	69.60

110 Metres Hurdles

Godwin Obasogie	NGR	13.76w
Philip Sang	KEN	13.8
Philip Sang	KEN	14.15
René Djéjémel	CIV	14.14
Noureddine Tadjine	ALG	14.33
Ikech. Mbadugha	NGR	14.16
Moses Oyiki	NGR	14.26
Judex Lefou	MRI	13.91
Kobus Schoerman	RSA	13.93
William Erese	NGR	13.7
Shaun Bownes	RSA	13.72
Berlioz Randriahijaja	MAD	13.99
Shaun Bownes	RSA	13.36w
Todd Matthews Jouda	SUD	13.70
Aymen Ben Ahmed	TUN	13.77
Hennie Kotze	RSA	13.95
Othman Hadj Lazib	ALG	13.77
Léhann Fourie	RSA	13.60
Ty Akins	NGR	13.57

Pole Vault

Mohammed Bensaad	ALG	4.70
Loué Legbo	CIV	4.00
Mohammed Bouihiri	MAR	4.60
Choukri Abahnini	TUN	4.60
Choukri Abahnini	TUN	4.90
Samy Si Mohamed	ALG	4.90
Ali Ziouani	MAR	4.90
Okkert Brits	RSA	5.35
Okkert Brits	RSA	5.40
Anis Riahi	TUN	4.60
Okkert Brits	RSA	5.40
Rafik Mefti	ALG	5.00
Karim Sène	SEN	5.00
Bécher Zaghouni	TUN	5.20
Okkert Brits	RSA	5.20
Mouhsin Cheouari	MAR	4.80
Hamdi Dhouibi	TUN	4.70
Mouhcine Cheaouri	MAR	5.10
Cheyne Rahme	RSA	5.41

Shot Put

Youssef Nagi Asaad	EGY	20.32
Youssef Nagi Asaad	EGY	20.44
A. Mohd. Achouche	EGY	18.45
A. Mohd. Achouche	EGY	19.34
A. Mohd. Achouche	EGY	19.40
A. Mohd. Achouche	EGY	19.36
Robert Welikhe	KEN	17.57
Chima Ogwu	NGR	18.50
Carole le Roux	RSA	18.29
Henk Booysen	RSA	17.34
Burger Lambrechts	RSA	19.78
Chima Ugwu	NGR	19.02
Janus Robberts	RSA	19.73
Janus Robberts	RSA	21.02
Yasser Ibrahim	EGY	18.93
Mostafa Abdul El-Moaty	EGY	18.06
Burger Lambrechts	RSA	18.63
Burger Lambrechts	RSA	19.51
Orazio Cremona	RSA	19.84

Javelin Throw

Jacques Ayé	CIV	76.74
Zakayo Malekwa	TAN	76.18
Tarek Chaabani	TUN	77.40
Ahmed Mahour Bacha	ALG	80.04
Justin Arop	UGA	74.52
Pius Bazighe	NGR	68.96
Fidèle Rakotonirina	MAD	69.50

400 Metres Hurdles

Daniel Kimaiyo	KEN	50.05
Amadou Dia Bâ	SEN	49.55
Amadou Dia Bâ	SEN	49.30
Amadou Dia Bâ	SEN	48.29
Amadou Dia Bâ	SEN	48.81
Henry Amike	NGR	49.58
Hamidou Mbaye	SEN	51.10
Dries Vorster	RSA	49.66
Erick Keter	KEN	49.38
Ibou Faye	SEN	49.60
Samuel Matete	ZAM	48.58
Sylvester Omodiale	NGR	49.81
Llewellyn Herbert	RSA	49.76
Llewellyn Herbert	RSA	48.90
LJ van Zyl	RSA	49.43
LJ van Zyl	RSA	48.91
LJ van Zyl	RSA	48.51
Amaechi Morton	NGR	49.32
Cornel Fredericks	RSA	48.78

Long Jump

Ajayi Agbebaaku	NGR	7.94
Doudou Ndiaye	SEN	7.62
Paul Emordi	NGR	7.90
Paul Emordi	NGR	7.90
Yusuf Alli	NGR	7.78
Yusuf Alli	NGR	8.27
Ayodele Aladeffa	NGR	7.92
Ayodele Aladeffa	NGR	7.95
Obinna Eregbu	NGR	8.32w
Anis Gallali	TUN	7.81
Hatem Mersal	EGY	8.13
Younès Moudrik	MAR	8.34
Younès Moudrik	MAR	8.06w
Jonathan Chimier	MRI	8.06
Ignisious Gaisah	GHA	8.51w
Yahya Berrabah	MAR	8.04
Khotso Mokoena	RSA	8.23
Ndiss Kaba Badji	SEN	8.04
Zarck Visser	RSA	8.08

Discus Throw

Abderrazak Benhassine	TUN	54.60
Mohd. Naguib Hamed	EGY	59.82
Mohd. Naguib Hamed	EGY	58.62
Christian Okoye	NGR	63.56
Adewale Olukoju	NGR	62.12
Hassan Hamad	EGY	53.44
Hassan Hamad	EGY	55.80
Adewale Olukoju	NGR	60.66
Mickael Conjunjo	CAF	59.92
Serge Doh	CIV	51.92
Frantz Kruger	RSA	62.17
Frits Potgieter	RSA	60.35
Janus Robberts	RSA	54.32
Frantz Kruger	RSA	63.85
Omar El-Ghazaly	EGY	61.11
Hannes Hopley	RSA	56.98
Omar El-Ghazaly	EGY	59.30
Victor Hogan	RSA	61.80
Victor Hogan	RSA	62.87

Decathlon

Mohammed Bensaad	ALG	7140
Charles Kokoyo	KEN	7080
Mourad Mahour Bacha	ALG	7022
Mourad Mahour Bacha	ALG	6712
Mahmoud Ouhamou	ALG	7160
Mourad Mahour Bacha	ALG	7080
Abdenacer Mouden	MAR	6983

1992	Hakim Toumi	ALG	69.80	Tom Petranoff	RSA	87.26	Mourad Mahour Bacha	ALG	7467
1993	Hakim Toumi	ALG	69.82	Tom Petranoff	RSA	82.40	Pierre Faber	RSA	7164
1996	Hakim Toumi	TUN	69.32	Pius Bazighe	NGR	74.78	Anis Riahi	TUN	7257
1998	Chris Harmse	RSA	72.11	Marius Corbett	RSA	79.82	Rédouane Youcef	ALG	7352
2000	Mohamed Karim Horchani	TUN	63.68	Maheer Ridane	TUN	72.51	Rédouane Youcef	ALG	7129
2002	Chris Harmse	RSA	76.07	Gerhardus Pienaar	RSA	78.63	Hamdi Dhouibi	TUN	7965
2004	Chris Harmse	RSA	75.90	Gerhardus Pienaar	RSA	78.31	Anis Riahi	TUN	7200
2006	Chris Harmse	RSA	77.55	Hardus Pienaar	RSA	77.55	Hamdi Dhouibi	TUN	7566
2008	Chris Harmse	RSA	77.72	Mohamed Ali Khabou	TUN	74.20	Larbi Bouraada	ALG	7574
2010	Mohsen Anani	EGY	74.72	Ihab Abd El Rahman	EGY	78.02	Larbi Bouraada	ALG	8148
2012	Chris Harmse	RSA	77.22	Julius Yego	KEN	76.68	Ali Kamé	MAD	7252
2014	Mostafa Al-Gamal	EGY	79.09	Julius Yego	KEN	84.72	Larbi Bouraada	ALG	8311

10/20 Kilometres Walk

1979	Benamar Kachkouche	ALG	48:50.8
1982	Semsu Hassan	ETH	1:41:39
1984	Abdelwahab Ferguène	ALG	1:30:02
1985	Abdelwahab Ferguène	ALG	1:33:28
1988	Mohd. Bouhalla	ALG	1:27:43
1989	Mohd. Bouhalla	ALG	1:30:43
1990	Shemsu Hassan	ETH	1:29:31
1992	Chris Britz	RSA	1:29:56
1993	Getachew Demissie	ETH	1:28:56
1996	Hatem Ghoula	TUN	1:29:48
1998	Hatem Ghoula	TUN	1:31:28
2000	Hatem Ghoula	TUN	1:25:38
2002	Hatem Ghoula	TUN	1:26:42
2004	Julius Sawe	KEN	1:27:43
2006	David Kimutai	KEN	1:23:58
2008	Mohamed Ameur	ALG	1:22:55
2010	Hassanine Sbaï	TUN	1:20:36
2012	David Kimutai	KEN	1:32:06
2014	Lebogang Shange	RSA	1:26:58

4 x 100 Metres Relay

Ivory Coast	39.80
Ivory Coast	40.3
Nigeria	39.49
Nigeria	39.28
Nigeria	39.27
Nigeria	39.94
Nigeria	39.85
South Africa	39.57
Ghana	39.53
Nigeria	39.7
Ivory Coast	38.76
Ghana	39.90
Nigeria	39.76
Nigeria	38.91
Nigeria	39.63
South Africa	38.75
South Africa	39.12
South Africa	39.26
Nigeria	38.80

4 x 400 Metres Relay

Kenya	3:08.2
Kenya	3:05.61
Sénégal	3:04.76
Kenya	3:01.86
Ethiopia	3:07.11
Kenya	3:04.44
Nigeria	3:04.77
South Africa	3:06.95
Kenya	3:03.10
Senegal	3:03.44
Senegal	3:04.20
Algeria	3:05.45
Morocco	3:09.72
Zimbabwe	3:02.38
Nigeria	3:06.78
South Africa	3:03.58
Kenya	3:02.96
Kenya	3:02.39
Botswana	3:01.89

WOMEN**100 Metres**

1979	Obuzoene Nsenu	NGR	11.53
1982	Alice Adala	KEN	11.6
1984	Doris Wiredu	GHA	11.88
1985	Rufina Uba	NGR	11.61
1988	Mary Onyali	NGR	11.25
1989	Mary Onyali	NGR	11.22
1990	Onyinye Chikezie	NGR	11.56
1992	Elinda Vorster	RSA	11.26
1993	Beatrice Untondu	NGR	11.39
1996	Georgette Nkoma	CMR	11.67
1998	Mary Onyali	NGR	11.05
2000	Myriam Mani	CMR	11.46
2002	Endurance Ojokolo	NGR	11.15w
2004	Endurance Ojokolo	NGR	11.33
2006	Vida Anim	GHA	11.58
2008	Damola Osayomi	NGR	11.22
2010	Blessing Okagbare	NGR	11.03
2012	Ruddy Zang Milama	GAB	11.16
2014	Blessing Okagbare	NGR	11.00

200 Metres

Helen Afriyie	GHA	23.81
Nzaeli Kyomo	TAN	23.7
Nawal El Moutawakil	IMAR	23.93
Rufina Uba	NGR	23.79
Falilat Ogunkoya	NGR	23.33w
Mary Onyali	NGR	23.00
Fatima Yusuf	NGR	23.19
Elinda Vorster	RSA	23.60
Mary Onyali	NGR	22.71
Georgette Nkoma	CMR	23.1
Falilat Ogunkoya	NGR	22.22
Myriam Mani	CMR	22.54
Nadjina Kaltouma	CHA	22.80w
Geraldine Pillay	RSA	23.18
Vida Anim	GHA	22.90
Isabel le Roux	RSA	22.69
Damola Osayomi	NGR	23.36
Gloria Asumnu	NGR	22.93
Murielle Houré	CIV	22.36

400 Metres

Grace Bakari	GHA	53.33
Ruth Atuti	KEN	54.48
Ruth Atuti	KEN	54.05
Kehinde Vaughan	NGR	53.33
Airat Bakare	NGR	52.15
Falilat Ogunkoya	NGR	51.22
Fatima Yusuf	NGR	50.85
Omoyato Akinremi	NGR	52.53
Tina Paulino	MOZ	51.82
Saidat Onanuga	NGR	52.85
Falilat Ogunkoya	NGR	50.07
Claudine Komgang	CMR	51.35
Nadjina Kaltouma	CHA	51.09
Fatou Bintou Fall	SEN	50.62
Amy Mbacké Thiam	SEN	52.22
Amantle Montsho	BOT	49.83
Amantle Montsho	BOT	50.03
Amantle Montsho	BOT	49.54
Sade Abugan	NGR	51.21

800 Metres

1979	Mary Chemweno	KEN	2:08.4
1982	Evelyn Adiru	UGA	2:07.0
1984	Justina Chepchirchir	KEN	2:04.52
1985	Selina Chirchir	KEN	2:03.70
1988	Hassiba Boulmerka	ALG	2:06.16
1989	Hassiba Boulmerka	ALG	2:06.8
1990	Maria Mutola	MOZ	2:13.54
1992	Zewde Hailemariam	ETH	2:06.20
1993	Maria Mutola	MOZ	1:56.36
1996	Naomi Mugo	KEN	2:02.8
1998	Maria Mutola	MOZ	1:57.95
2000	Hasna Benhassi	MAR	1:59.01
2002	Maria Mutola	MOZ	2:03.11
2004	Saïda El Mehdi	MAR	2:03.52

1500 Metres

Sakina Boutamine	ALG	4:23.6
Justina Chepchirchir	KEN	4:22.03
Justina Chepchirchir	KEN	4:18.45
Mary Chemweno	KEN	4:17.90
Hassiba Boulmerka	ALG	4:12.14
Hassiba Boulmerka	ALG	4:13.85
Maria Mutola	MOZ	4:25.27
Elana Meyer	RSA	4:18.44
Elana Meyer	RSA	4:12.56
Naomi Mugo	KEN	4:12.3
Jackine Maranga	KEN	4:11.75
Nouria Mérah-Benida	ALG	4:16.14
Jackline Maranga	KEN	4:18.91
Nancy Jebet Langat	KEN	4:24.56

3000 Metres

Sakina Boutamine	ALG	9:31.1
Justina Chepchirchir	KEN	9:20.3
Mary Chepkemboi	KEN	9:19.05
Helen Kimaiyo	KEN	9:18.53
Fatima Aouam	MAR	8:59.19
Helen Kimaiyo	KEN	9:14.97
Derartu Tulu	ETH	9:11.21
Derartu Tulu	ETH	9:01.12
Gwen Griffiths	RSA	9:13.92
-	-	-
Zahra Ouaziz	MAR	8:53.75
-	-	-
-	-	-
-	-	-

2006	Janeth Jepkosgei	KEN	2:00.64	Nouria Mérah-Benida	ALG	4:23.26	-	
2008	Pamela Jelimo	KEN	1:58.70	Gelete Burka	ETH	4:08.25	-	
2010	Zahra Bouras	ALG	2:00.22	Nancy Jebet Langat	KEN	4:10.43	-	
2012	Francine Niyonsaba	BDI	1:59.11	Rabab Arrafi	MAR	4:05.80	-	
2014	Eunice Sum	KEN	1:59.45	Hellen Obiri	KEN	4:09.53	-	
5000 Metres			10,000 Metres			3000 Metres Steeplechase		
1985	-	-	-	Hassania Darami	MAR	35:09.68	-	
1988	-	-	-	Marci. Mukamurenzi	RWA	33:03.98	-	
1989	-	-	-	Jane Ngotho	KEN	33:05.60	-	
1990	-	-	-	Derartu Tulu	ETH	33:37.82	-	
1992	-	-	-	Derartu Tulu	ETH	31:32.25	-	
1993	-	-	-	Birhane Adere	ETH	32:48.52	-	
1996	Florence Djéppé	CMR	17:59.32	Cancelled	-	-	-	
1998	Berhane Adere	ETH	15:54.31	-	-	-	-	
2000	Asmae Laghzaoui	MAR	15:43.46	Souad Aït Salem	ALG	34:02.28	-	
2002	Berhane Adere	ETH	15:51.08	Susan Chepkemei	KEN	31:45.14	-	
2004	Etalemahu Kidane	ETH	16:25.83	Eyerusalem Kuma	ETH	31:56.77	Bouchra Chaabi	MAR 9:53.46
2006	Meseret Defar	ETH	15:56.00	Edith Masai	KEN	31:27.96	Zeruto Kiptum	KEN 10:00.02
2008	Meselech Melkamu	ETH	15:49.81	Tirunesh Dibaba	ETH	32:49.08	Chemuzo Ahmed	ETH 9:44.58
2010	Vivian Cheruiyot	KEN	16:18.72	Tirunesh Dibaba	ETH	31:51.39	Milcah Chemos	KEN 9:32.18
2012	Gladys Cherono	KEN	15:40.04	Gladys Cherono	KEN	32:41.40	Mercy Njoroge	KEN 9:43.26
2014	Almaz Ayana	ETH	15:32.72	Joyce Chepkirui	KEN	32:45.27	Hiwot Ayalew	ETH 9:29.54

100 Metres Hurdles			400 Metres Hurdles			High Jump		
1979	Judy Bell-Gam	NGR	14.13	Fatima El Fakir	MAR	59.73	Kawther Akremi	TUN 1.69
1982	Nawal El Moutawakel	MAR	13.8	Nawal El Moutawakel	MAR	58.42	Fernande Agnetchoué	GAB 1.67
1984	Maria Usifo	NGR	13.42	Nawal El Moutawakel	MAR	56.01	Awa Dioum	SEN 1.76
1985	Maria Usifo	NGR	13.52	Nawal El Moutawakel	MAR	56.00	Awa Dioum	SEN 1.76
1988	Maria Usifo	NGR	13.71	Maria Usifo	NGR	56.74	Lucienne N'Da	CIV 1.80
1989	Dinah Yankey	GHA	13.68	Maria Usifo	NGR	55.45	Lucienne N'Da	CIV 1.81
1990	Dinah Yankey	GHA	13.55	Nezha Bidouane	MAR	57.17	Lucienne N'Da	CIV 1.80
1992	Ime Akpan	NGR	13.14	Myrtle Bothma	RSA	56.02	Lucienne N'Da	CIV 1.95
1993	Nicole Ramalalanirina	MAD	13.32	Omotayo Akinremi	NGR	57.59	Charmaine Weavers	RSA 1.90
1996	Glory Alozie	NGR	13.62	Saidat Onanuga	NGR	56.64	Irène Tiendrébégo	BUR 1.84
1998	Glory Alozie	NGR	12.77	Nezha Bidouane	MAR	54.24	Hestrie Storbeck	RSA 1.92
2000	Glory Alozie	NGR	13.09	Tacko Diouf	SEN	57.48	Hind Bounouar	MAR 1.75
2002	Rosa Rakotozafy	MAD	13.13w	Zahra Lachgar	MAR	57.91	Hestrie Cloete	RSA 1.95
2004	Rosa Rakotozafy	MAD	13.73	Surita Febbraio	RSA	55.12	Hestrie Cloete	RSA 1.95
2006	Toyin Augustus	NGR	13.44	Janet Wienand	RSA	56.97	Rene van der Merwe	RSA 1.84
2008	Fatmata Fofanah	GUI	13.10	Joke Odumosu	NGR	55.92	Anika Smit	RSA 1.88
2010	Seun Adigun	NGR	13.14	Hayat Lambarki	MAR	55.96	Selloane Tsoaeli	LES 1.75
2012	Gnima Faye	SEN	13.36	Joke Odumosu	NGR	54.99	Lissa Labiche	SEY 1.86
2014	Rikennette Steenkamp	RSA	13.26	Wenda Nel	RSA	55.32	Ghizlane Siba	MAR 1.80

Pole Vault			Long Jump			Triple Jump		
1979	-	-	-	Bella Bell-Gam	NGR	6.24	-	-
1982	-	-	-	Jacinte Serete	KEN	5.37	-	-
1984	-	-	-	Marianne Mendoza	SEN	5.93	-	-
1985	-	-	-	Marianne Mendoza	SEN	6.15	-	-
1988	-	-	-	Juliana Yendork	GHA	5.70	-	-
1989	-	-	-	Chioma Ajunwu	NGR	6.53	-	-
1990	-	-	-	Chioma Ajunwu	NGR	6.13	-	-
1992	-	-	-	Karen Botha	RSA	6.78	Awa Dioum	SEN 12.47
1993	-	-	-	Christy Opara-Thompson	NGR	6.57	Petrusa Swart	RSA 12.95w
1996	-	-	-	Grace Umelo	NGR	6.13	Kéné Ndoye	SEN 12.99
1998	-	-	-	Chioma Ajunwu	NGR	6.78	Baya Rahouli	ALG 13.96
2000	Syrine Balti	TUN	3.85	Kéné Ndoye	SEN	6.39	Baya Rahouli	ALG 14.23
2002	Syrine Balti	TUN	4.06	Françoise Mbango	CMR	6.68w	Françoise Mbango	CMR 14.95
2004	Syrine Balti	TUN	4.00	Kéné Ndoye	SEN	6.64	Yamilé Aldama	SUD 14.90
2006	Syrine Balti	TUN	4.21	Josephine Mbarga	CMR	6.33w	Yamilé Aldama	SUD 14.71w
2008	Leila Ben-Youssef	TUN	4.00	Janice Josephs	RSA	6.64	Françoise Mbango	CMR 14.76
2010	Dinar Nisrine	MAR	3.70	Blessing Okagbare	NGR	6.62	Sarah Nambawa	UGA 13.95
2012	Syrine Balti	TUN	3.80	Blessing Okagbare	NGR	6.96	Sarah Nambawa	UGA 13.90w
2014	Sirine Ebondo	TUN	4.10	Ese Brume	NGR	6.50	Joelle Mburni Nkoundinjin	CMR 14.02

Shot Put			Discus Throw			Hammer Throw		
1979	Odette Mistoul	GAB	13.45	Zoubida Laayouni	MAR	46.18	-	-
1982	Odette Mistoul	GAB	14.21	Zoubida Laayouni	MAR	51.50	-	-
1984	Odette Mistoul	GAB	15.51	Zoubida Laayouni	MAR	52.70	-	-

1985	Souda Malloussi	MAR	15.20	Zoubida Laayouni	MAR	51.80	-
1988	Hanan Khaled	EGY	15.02	Grace Apiafi	NGR	50.60	-
1989	Hanan Khaled	EGY	14.28	Zoubida Laayouni	MAR	51.14	-
1990	Hanan Khaled	EGY	15.21	Zoubida Laayouni	MAR	53.10	-
1992	Fouzia Faihi	MAR	15.82	Lizette Etsebeth	RSA	54.84	-
1993	Louise Meintjies	RSA	14.66	Lizette Etsebeth	RSA	54.16	-
1996	Hanan Khaled	EGY	14.47	Monia Kari	TUN	53.00	-
1998	Mariam Nnodu-Ibekwe	NGR	16.20	Elizna Naude	RSA	50.28	Caroline Fournier MRI 54.29
2000	Hanaa El Melegi	EGY	16.01	Monia Kari	TUN	58.46	Caroline Fournier MRI 59.60
2002	Vivian Chukwuemeka	NGR	17.60	Monia Kari	TUN	55.28	Marwa Ahmed HusseinEGY 61.64
2004	Wafa Ismail El Baghdadi	EGY	15.53	Elizna Naudé	RSA	57.50	Marwa Ahmed HusseinEGY 66.14
2006	Vivian Chukwuemeka	NGR	17.45	Elizna Naudé	RSA	55.42	Marwa Ahmed HusseinEGY 62.16
2008	Vivian Chukwuemeka	NGR	17.50	Elizna Naudé	RSA	55.34	Marwa Ahmed HusseinEGY 62.26
2010	Miriam Ibekwe	NGR	13.67	Elizna Naudé	RSA	56.74	Amy Sené SEN 64.11
2012	Chinwe Okoro	NGR	16.21	Chinwe Okoro	NGR	56.60	Amy Sené SEN 65.55
2014	Auriole Dongmo	CMR	16.84	Chinwe Okoro	NGR	59.79	Laëtitia Bambara BUR 65.44

Javelin Throw

1979	Agnès Tchuinté	CMR	50.20
1982	Agnès Tchuinté	CMR	50.64
1984	Ténin Camara	CIV	45.48
1985	Agnès Tchuinté	CMR	54.00
1988	Yasmina Azzizi	ALG	48.82
1989	Chinweoke Chikwelu	NGR	52.18
1990	Seraphina Nyauma	KEN	46.82
1992	Seraphina Nyauma	KEN	53.02
1993	Liezel Roux	RSA	48.24
1996	Lindy Leveaux	SEY	42.24
1998	Lindy Leveaux	SEY	47.56
2000	Aida Sellam	TUN	53.35
2002	Aida Sellam	TUN	55.46
2004	Marwa Ahmed Hussein	EGY	60.13
2006	Justine Robbeson	RSA	60.60
2008	Sunette Viljoen	RSA	55.17
2010	Sunette Viljoen	RSA	63.33
2012	Margaret Simpson	GHA	54.62
2014	Sunette Viljoen	RSA	65.32

4 x 100 Metres Relay

1979	Ghana	46.53
1982	Kenya	46.77
1984	Kenya	46.18
1985	Ghana	45.08
1988	Ghana	44.68
1989	Nigeria	44.60
1990	Nigeria	45.06
1992	South Africa	44.53
1993	Nigeria	43.49
1996	Cameroon	44.7
1998	Nigeria	43.75
2000	Ghana	43.99
2002	South Africa	45.60
2004	Nigeria	44.32
2006	Ghana	44.43
2008	Nigeria	43.79
2010	Nigeria	43.45
2012	Nigeria	43.21
2014	Nigeria	43.56

Pentathlon/Heptathlon

Bella Bell-Gam	NGR	3607
Chérifa Meskaoui	MAR	5353
Chérifa Meskaoui	MAR	5448
Chérifa Meskaoui	MAR	5294
Yasmina Azzizi	ALG	5740
Yasmina Azzizi	ALG	5957
Albertine Koutoune	CIV	5065
Chrisna Oosthuizen	RSA	5056
Chrisna Oosthuizen	RSA	5339
Caroline Kola	KEN	5270
Patience Itanyi	NGR	5376
Yasmina Azzizi	ALG	5837
Margaret Simpson	GHA	6105w
Margaret Simpson	GHA	6154
Janice Josephs	RSA	5876
Patience Okoro	NGR	4906
Margaret Simpson	GHA	6031
Yasmina Omrani	ALG	5924
Marthe Yasmine Koala	BUR	5454

4 x 400 Metres Relay

Ghana	3:41.8
Kenya	3:43.8
Kenya	3:37.76
Nigeria	3:36.13
Uganda	3:37.74
Nigeria	3:33.12
Nigeria	3:40.04
Nigeria	3:33.13
Nigeria	3:33.21
Nigeria	3:39.2
Nigeria	3:31.07
Cameroon	3:32.89
Cameroon	3:35.33
Senegal	3:29.41
South Africa	3:36.88
Nigeria	3:30.07
Nigeria	3:29.26
Nigeria	3:28.77
Nigeria	3:28.87

5000 Metres/10/20 Kilometres Walk

-	-	-
-	-	-
-	-	-
Sabiha Mansouri	ALG	25:51.7
Agnetha Chelimo	KEN	26:36.18
Agnetha Chelimo	KEN	25:45.2
Dounia Kara	ALG	24:57.02
Dounia Kara	ALG	24:33.56
Dounia Kara	ALG	23:15.8
Ibrahim Ali Nagwa	EGY	24:28.42
Bahia Boussad	ALG	49:33
Nagwa Ibrahim Ali	EGY	49:26
Grace Njue	KEN	1:42:45
Nashwa Ibrahim	EGY	1:43:22
Grace Njue	KEN	1:39:50
Grace Njue	KEN	1:34:19
Grace Njue	KEN	1:40:53
Grace Njue	KEN	1:37:04

ASIAN GAMES

Venues - 1951: New Delhi; 1954: Manila; 1958: Tokyo; 1962: Djakarta; 1966: Bangkok; 1970: Bangkok; 1974: Teheran; 1978: Bangkok; 1982: New Delhi; 1986: Seoul; 1990: Beijing; 1994: Hiroshima; 1998: Bangkok; 2002: Pusan; 2006: Doha; 2010: Guangzhou; 2014: Incheon; 2018: *Jakarta-Palembang*

MEN

100 Metres			200 Metres			400 Metres					
1951	Levy Pinto	IND	10.8	1951	Levy Pinto	IND	22.0	1951	Eitaro Okano	JPN	50.7
1954	Abdul Khaliq	PAK	10.6		Mohd. Sharif Butt	PAK	21.9		Kanji Akagi	JPN	48.5
1958	Abdul Khaliq	PAK	10.9		Milkha Singh	IND	21.6		Milkha Singh	IND	47.0
1962	Mohammed Sarengat	INA	10.74		Manika Jegathesan	MAL	21.38		Milkha Singh	IND	46.95
1966	Manika Jegathesan	MAS	10.5		Manika Jegathesan	MAS	21.5		Ajmer Singh	IND	47.1
1970	Masahide Jinno	JPN	10.5		Anat Ratanapol	THA	21.1		Yoshiharu Tomonaga	JPN	46.6
1974	Anat Ratanapol	THA	10.42		Anat Ratanapol	THA	21.09		Wickramesinghe Wimaladase	SRI	46.21
1978	Suchart Chairuvaparb	THA	10.44		Ramash Ganasekharan	IND	21.42		Abbas Al-Aibi	IRQ	46.71
1982	Rabuan Pit	MAS	10.68		Chang Jae-Keun	KOR	20.89		Susumu Takano	JPN	46.65
1986	Talal Mansoor	QAT	10.30		Chang Jae-Keun	KOR	20.71		Susumu Takano	JPN	45.00
1990	Talal Mansoor	QAT	10.30		Susumu Takano	JPN	20.94		Mohammed Al-Malky	OMN	45.81
1994	Talar Mansoor	QAT	10.18		Talal Mansoor	QAT	20.41		Ibrahim Ismail	QAT	45.48
1998	Koji Ito	JPN	10.05		Koji Ito	JPN	20.25		Sugath Thilakarathne	SRI	44.99
2002	Jamal Al-Saffar	KSA	10.24		Shingo Suetsugu	JPN	20.38		Fawzi Al-Shammari	KUW	44.93
2006	Yahya Ibrahim Hassan	KSA	10.32		Shingo Suetsugu	JPN	20.60		Hamdan Odha Al-Bishi	KSA	45.64
2010	Lao Yi	CHN	10.24		Femi Ogunode	QAT	20.43		Femi Ogunode	QAT	45.12
2014	Femi Ogunode	QAT	9.93		Femi Ogunode	QAT	20.14		Youssef Masrahi	KSA	44.46
800 Metres			1500 Metres			5000 Metres					
1951	Ranjit Singh	IND	1:59.3	1951	Nikka Singh	IND	4:04.1	1951	Ali Baghbanbashi	IRI	15:54.2
1954	Yoshitaka Muroya	JPN	1:54.5		Choi Yun-chil	KOR	3:56.2		Osamu Inoue	JPN	15:00.2
1958	Yoshitaka Muroya	JPN	1:52.1		Mohammed Khaligh	IRI	3:57.6		Osamu Inoue	JPN	14:39.4
1962	Mamaru Morimoto	JPN	1:52.66		Mohinder Singh	IND	3:48.84		Mubarak Shah	PAK	14:27.2
1966	B. S. Barua	IND	1:49.4		Keisuke Sawaki	JPN	3:47.3		Keisuke Sawaki	JPN	14:22.0
1970	Jimmy Crampton	BIR	1:47.9		Susumu Noro	JPN	3:53.0		Lucien Rosa	CEY	14:32.2
1974	Sri Ram Singh	IND	1:47.6		Mohammed Younis	PAK	3:49.3		Shivnath Singh	IND	14:20.5
1978	Sri Ram Singh	IND	1:48.8		Takashi Ishii	JPN	3:47.5		Hari Chand	IND	14:22.0
1982	Charles Romeo	IND	1:46.81		Faleh Naji Jarallah	IRQ	3:43.49		Masanari Shintaku	JPN	13:53.74
1986	Kim Bok-Joo	KOR	1:49.15		Shuji Oshida	JPN	3:43.88		Kim Jong-Yoon	KOR	13:50.63
1990	Kim Bok-Joo	KOR	1:49.48		Mohammed Suleiman	QAT	3:43.56		Mohammed Suleiman	QAT	13:50.22
1994	Lee Jin-Il	KOR	1:45.72		Mohammed Suleiman	QAT	3:40.00		Toshinari Takaoka	JPN	13:38.37
1998	Lee Jin-Il	KOR	1:46.56		Mohammed Suleiman	QAT	3:40.03		Mohammed Suleiman	QAT	13:55.79
2002	Rashid Mohammed	BRN	1:47.12		Rashid Ramzi	BRN	3:47.33		Moukhlad Al-Outaibi	KSA	13:41.48
2006	Youssef Saad Kamel	BRN	1:45.74		Dahameh Najem Bashir	QAT	3:38.06		James Kwaila	QAT	13:38.90
2010	Sadjad Moradi	IRI	1:45.45		Mohamed Othman Shahween	KSA	3:36.49		Hasan Mahboob	BRN	13:47.86
2014	Adnan Taees Akkar	IRQ	1:47.48		Mohamed Al-Garni	QAT	3:40.23		Mohamed Al-Garni	QAT	13:26.13
10,000 Metres			Marathon			3000 Metres Steeplechase					
1951	Seichi Tamoi	JPN	33:49.6	1951	Chota Singh	IND	2:42:59	1951	Susumu Takahashi	JPN	9:30.4
1954	Choi Chung-Sik	KOR	33:06.0		-	-	-		Susumu Takahashi	JPN	9:14.9
1958	Takashi Baba	JPN	30:48.4		Lee Chang-Hoon	KOR	2:32:55		Mubarak Shah	PAK	9:03.0
1962	Tariok Singh	IND	30:21.58		Masayuki Nagata	JPN	2:34:55		Mubarak Shah	PAK	8:57.90
1966	Kazuo Tsuchiya	JPN	30:27.8		Kenji Kimihara	JPN	2:33:23		Taketsuyu Saruwatari	JPN	8:53.6
1970	Lucien Rosa	CEY	29:55.6		Kenji Kimihara	JPN	2:21:03		Yoshinobu Miura	JPN	8:48.8
1974	Yasunori Hamada	JPN	30:49.9		-	-	-		Takaharu Koyama	JPN	8:58.0
1978	Hari Chand	IND	30:07.7		Mineteru Sakamoto	JPN	2:15:30		Masanari Shintaku	JPN	8:40.7
1982	Zhang Guowei	CHN	29:37.56		Kim Yang-Kon	KOR	2:22:21		Tadasu Kawano	JPN	8:47.36
1986	Masanari Shintaku	JPN	28:26.74		Takeyuki Nakayama	JPN	2:08:21		Shigeyuki Aikyo	JPN	8:36.98
1990	Koichi Morishita	JPN	28:47.96		Kim Won-Tak	KOR	2:12:56		Kazuhiro Yamada	JPN	8:34.64
1994	Toshinari Takaoka	JPN	28:15.48		Hwang Young-Cho	KOR	2:11:13		Sun Riping	CHN	8:31.73
1998	Kenji Takao	JPN	28:45.66		Lee Bong-ju	KOR	2:12:32		Yasunori Uchitomi	JPN	8:41.00
2002	Moukhlad Al-Outaibi	KSA	28:41.89		Lee Bong-Ju	KOR	2:14:04		Khamis Seif Abdullah	QAT	8:30.52
2006	Hasan Mahboob	BRN	27:58.88		Mubarak Hassan Shami	QAT	2:12:44		Tareq Mubarak Taher	BRN	8:26.85
2010	Bilusun Shume	BRN	27:32.72		Ji Young-Jun	KOR	2:11:11		Tareq Mubarak Taher	BRN	8:25.89
2014	El Hassan El Abbassi	BRN	28:11.20		Ali Hasan Mahboob	BRN	2:12:38		Ali Abubaker Kamal	QAT	8:28.72
110 Metres Hurdles			400 Metres Hurdles			High Jump					
1951	Huang Liang Chang	SIN	15.2	1951	Eitaro Okano	JPN	54.2	1951	Andres Franco	PHI	1.93
1954	Sarwan Chang	IND	14.7		Mirza Khan	PAK	54.1		Ajit Singh	IND	1.95
1958	Ghulam Raziq	PAK	14.4		Tsai Cheng-Fu	TPE	52.4		Nagalingam Ethirveerasingham	CEY	2.03
1962	Mohammed Sarengat	INA	14.42		Keiji Ogushi	JPN	52.25		Kuniyoshi Sugioka	JPN	2.08
1966	Ghulam Raziq	PAK	14.4		Kiyoo Yui	JPN	51.7		Bhim Singh	IND	2.05

1970	Chikashe Watanabe	JPN	14.7	Yukitaka Shigeta	JPN	52.6	Teymour Ghiassi	IRI	2.06
1974	Zui Linni	CHN	14.26	Talib Al-Saffar	IRQ	51.69	Teymour Ghiassi	IRI	2.21
1978	Wang Xunhua	CHN	14.28	Hassan Kadhum	IRQ	50.81	Takao Sakamoto	JPN	2.20
1982	Yoshifumi Fujimori	JPN	14.09	Takashi Nagao	JPN	50.60	Zhu Jianhua	CHN	2.33
1986	Yu Zhicheng	CHN	14.07	Ahmad Hamada	BHN	49.31	Zhu Jianhua	CHN	2.31
1990	Yu Zhicheng	CHN	13.82	Ghulam Abbas	PAK	50.15	Zhou Zhongge	CHN	2.26
1994	Li Tong	CHN	13.30	Shunji Karube	JPN	49.13	Takahisa Yoshida	JPN	2.27
1998	Chen Yanhao	CHN	13.65	Hideaki Kawamura	JPN	49.59	Lee Jin-taek	KOR	2.27
2002	Liu Xiang	CHN	13.27	Hadi Al-Somaily	KSA	48.42	Lee Jin-taek	KOR	2.23
2006	Liu Xiang	CHN	13.15	Kenji Narisako	JPN	48.78	Jean-Claude Rabbath	LIB	2.23
2010	Liu Xiang	CHN	13.09	Joseph G. Abraham	IND	49.96	Mutaz Essa Barshim	QAT	2.27
2014	Xie Wenjun	CHN	13.36	Ali Khamis Abbas	BRN	49.71	Mutaz Essa Barshim	QAT	2.35

Pole Vault

1951	Bunkichi Sawada	JPN	4.11
1954	Bunkichi Sawada	JPN	4.06
1958	Noriaki Yasuda	JPN	4.20
1962	Hisao Morita	JPN	4.40
1966	Tetsuo Hirota	JPN	4.70
1970	Kyoichiro Inoue	JPN	4.80
1974	Yosuihiro Kigawa	JPN	5.00
1978	Tomomi Takahashi	JPN	5.10
1982	Tomomi Takahashi	JPN	5.30
1986	Jie Zebiao	CHN	5.40
1990	Liang Xueren	CHN	5.62
1994	Igor Potapovich	KAZ	5.65
1998	Igor Potapovich	KAZ	5.55
2002	Grigoriy Yegorov	KAZ	5.40
2006	Daichi Sawano	JPN	5.60
2010	Yang Yansheng	CHN	5.50
2014	Xue Changrui	CHN	5.55

Shot Put

1951	Madan Lal	IND	13.78
1954	Parduman Singh	IND	14.14
1958	Parduman Singh	IND	15.04
1962	Teruo Itokawa	JPN	15.57
1966	Joginder Singh	IND	16.22
1970	Joginder Singh	IND	17.09
1974	Djalal Keshmiri	IRI	18.04
1978	Bahadur Singh	IND	17.61
1982	Bahadur Singh	IND	18.54
1986	Ma Yongfeng	CHN	18.30
1990	Cheng Shaobo	CHN	18.89
1994	Liu Hao	CHN	19.26
1998	Liu Hao	CHN	19.20
2002	Bahadur Singh	IND	19.03
2006	Sultan Mubarak Al-Hebshi	KSA	20.42
2010	Sultan Mubarak Al-Hebshi	KSA	20.57
2014	Sultan Mubarak Al-Hebshi	KSA	19.99

Javelin Throw

1951	Haruo Nagayasu	JPN	63.97
1954	Mohammed Nawaz	PAK	64.26
1958	Mohammed Nawaz	PAK	69.41
1962	Takashi Miki	JPN	74.56
1966	Nashatar Singh	MAS	72.92
1970	Hisao Yamamoto	JPN	71.24
1974	Tomimo Yamada	JPN	76.12
1978	Shen Maomao	CHN	79.24
1982	Toshihiko Takeda	JPN	75.04
1986	Kazuhiro Mizoguchi	JPN	76.60
1990	Masami Yoshida	JPN	77.26
1994	Zhang Lianbiao	CHN	83.38
1998	Sergey Voynov	UZB	79.70
2002	Li Rongxiang	CHN	82.21
2006	Park Jae-Myong	KOR	79.30
2010	Yukifumi Murakami	JPN	83.15
2014	Zhao Qinggang	CHN	89.15

Long Jump

Masaji Tajima	JPN	7.14
Noriaki Sagawa	JPN	7.02
Suh Yong-Joo	KOR	7.54
Takayuki Okazaki	JPN	7.41
Hiroomi Yamada	JPN	7.48
Shinji Ogura	JPN	7.62
T. C. Yohannan	IND	8.07
Suresh Babu	IND	7.85
Kim Yong-II	KOR	7.94
Kim Yong-II	KOR	7.94
Chen Zunrong	CHN	8.04
Huang Geng	CHN	8.34w
Masaki Morinaga	JPN	8.10
Hussein Al-Sabee	KSA	8.14
Hussein Al-Sabee	KSA	8.02
Kim Duk-Hyung	KOR	8.11
Li Jinzhe	CHN	8.01

Discus Throw

Makhan Singh	IND	39.92
Parduman Singh	IND	43.37
Balkar Singh	IND	47.66
Shozo Yanagawa	JPN	47.71
Praveen Kumar	IND	49.62
Praveen Kumar	IND	52.32
Djalal Keshmiri	IRI	56.82
Li Weinan	CHN	56.26
Li Weinan	CHN	58.50
Li Weinan	CHN	58.28
Zhang Jinglong	CHN	61.18
Zhang Cunbiao	CHN	58.78
Li Shaojie	CHN	64.58
Wu Tao	CHN	60.76
Ehsan Hadadi	IRI	63.79
Ehsan Hadadi	IRI	67.99
Ehsan Hadadi	IRI	65.11

Decathlon

Fumio Nishiuchi	JPN	6138
Yang Chuang-Kwang	TPE	5454
Yang Chuang-Kwang	TPE	7101
Gurbachan Singh Randhawa	IND	6739
Wu Ah-Min	TPE	7003
Junuki Onizuka	JPN	7073
Vijay Singh Chauhan	IND	7375
Iwai Hisashi	JPN	7003
Wang Kangqiang	CHN	7431
Chen Zebin	CHN	7255
Munehiro Kaneko	JPN	7799
Ramil Ganiyev	UZB	8005
Oleg Vertelnikov	UZB	8278
Qi Haifeng	CHN	8041
Dmitriy Karpov	KAZ	8384
Dmitriy Karpov	KAZ	8026
Keisuke Ushiro	JPN	8088

Triple Jump

Yoshio Iimura	JPN	15.18
Noriaki Sagawa	JPN	15.13
Mohinder Singh	IND	15.62
Koji Sakurai	JPN	15.57
Kosei Gushiken	JPN	15.61
Mohinder Singh Gill	IND	16.11
Toshiaki Inoue	JPN	16.45
Masani Nakanishi	JPN	16.56
Zhou Xenxian	CHN	16.80
Norifumi Yamashita	JPN	17.01
Chen Yanping	CHN	17.51w
Oleg Sakirkin	KAZ	17.21
Sergey Arzamassov	KAZ	17.00
Salem Al-Ahmadi	KSA	16.60
Li Yanxi	CHN	17.06
Li Yanxi	CHN	16.94
Cao Shuo	CHN	17.30

Hammer Throw

Fumio Kamamoto	JPN	46.65
Yoshio Kojima	JPN	53.99
Muhammad Iqbal	PAK	60.97
Noboru Okamoto	JPN	63.88
Takeo Sugawara	JPN	62.90
Shigenobu Murofushi	JPN	67.08
Shigenobu Murofushi	JPN	66.54
Shigenobu Murofushi	JPN	68.26
Shigenobu Murofushi	JPN	71.14
Shigenobu Murofushi	JPN	69.20
Bi Zhong	CHN	71.30
Bi Zhong	CHN	72.24
Koji Murofushi	JPN	78.57
Koji Murofushi	JPN	78.72
Dilshod Nazarov	TJK	74.43
Dilshod Nazarov	TJK	76.44
Dilshod Nazarov	TJK	76.82

10/20 Kilometres Walk

Mahabir Prasad	IND	52:31.4
-	-	-
-	-	-
-	-	-
-	-	-
-	-	-
Hakam Singh	IND	1:31:55
Chand Ram	IND	1:29:29
Sun Xiaoguang	CHN	1:25:46
Mao Xinyuan	CHN	1:23:16
Chen Shaoguo	CHN	1:21:15
Yu Guohui	CHN	1:20:25
Valeriy Borisov	KAZ	1:24:20
Han Yucheng	CHN	1:21:40
Wang Hao	CHN	1:20:50
Wang Zhen	CHN	1:19:45

50 Kilometres Walk				4 x 100 Metres Relay		4 x 400 Metres Relay	
1951	Bakhtawar Singh	IND	5:44:08	Japan	42.7	India	3:24.2
1954	-	-	-	Japan	41.2	Japan	3:17.4
1958	-	-	-	Philippines	41.4	Japan	3:13.9
1962	-	-	-	Philippines	41.41	India	3:10.46
1966	-	-	-	Malaysia	40.6	Japan	3:09.1
1970	-	-	-	Thailand	40.4	India	3:10.0
1974	-	-	-	Thailand	40.14	Sri Lanka	3:07.4
1978	-	-	-	Thailand	40.32	Japan	3:08.3
1982	Wang Chuntang	CHN	4:09:36	PR of China	39.82	Japan	3:06.75
1986	-	-	-	PR of China	39.17	Japan	3:02.33
1990	Zhou Zhaowen	CHN	4:08:33	PR of China	38.99	Japan	3:05.82
1994	Sergey Korepanov	KAZ	3:54:37	Japan	39.37	Korea	3:10.19
1998	Wang Yinhang	CHN	3:59:26	Japan	38.91	Japan	3:01.70
2002	-	-	-	Thailand	38.82	Saudi Arabia	3:02.47
2006	-	-	-	Thailand	39.21	Saudi Arabia	3:05.31
2010	Si Tianfeng	CHN	3:47:04	PR of China	38.78	Saudi Arabia	3:02.30
2014	Takayuki Tani	JPN	3:40:19	PR of China	37.99	Japan	3:01.88

WOMEN

100 Metres				200 Metres				400 Metres			
1951	Kiyoko Sugimura	JPN	12.6	Kimiko Okamoto	JPN	26.0	-	-	-	-	-
1954	Atsuko Nambu	JPN	12.5	Midori Tanaka	JPN	26.0	-	-	-	-	-
1958	Inocencia Solis	PHI	12.5	Yuko Kobayashi	JPN	25.9	-	-	-	-	-
1962	Mona Sulaiman	PHI	11.93	Mona Sulaiman	PHI	24.63	-	-	-	-	-
1966	Miha Sato	JPN	12.3	Debra Marcus	ISR	25.3	Mallivaganam Rajamani	MAS	56.3	-	-
1970	Chi Cheng	TPE	11.6	Keiko Yamada	JPN	25.0	Kamaljit Sandhu	IND	57.3	-	-
1974	Esther Rot	ISR	11.90	Esther Rot	ISR	23.79	Chee Swee-Lee	SIN	55.08	-	-
1978	Ying Yaping	CHN	12.20	Usanee Laopingkam	THA	24.81	Saik Oik Cum	MAS	55.09	-	-
1982	Lydia de Vega	PHI	11.76	Hiroimi Isozaki	JPN	24.22	Hiroimi Isozaki	JPN	54.43	-	-
1986	Lydia de Vega	PHI	11.53	P. T. Usha	IND	23.44	P. T. Usha	IND	52.16	-	-
1990	Tian Yumei	CHN	11.80	Hang Qing	CHN	23.42	Li Guilian	CHN	52.13	-	-
1994	Liu Xiaomei	CHN	11.27	Wang Huei-Chen	TPE	23.34	Ma Yuqin	CHN	51.17	-	-
1998	Li Xuemei	CHN	11.05w	Damayanthi Darsha	SRI	22.48	Damayanthi Darsha	SRI	51.57	-	-
2002	Susanthika Jayasinghe	SRI	11.15	Saraswati Saha	IND	23.28	Damayanthi Darsha	SRI	51.13	-	-
2006	Guzel Khubieva	UZB	11.27	Rakia Al-Gassra	BRN	23.19	Olga Tereshkova	KAZ	51.86	-	-
2010	Chisato Fukushima	JPN	11.33	Chisato Fukushima	JPN	23.62	Olga Tereshkova	KAZ	51.97	-	-
2014	Wei Yongli	CHN	11.48	Olga Safronova	KAZ	23.02	Kemi Adekoya	BRN	51.59	-	-
800 Metres				1500 Metres				3000/5000 Metres			
1962	Chizuko Yanaka	JPN	2:18.15	-	-	-	-	-	-	-	-
1966	Hannah Shezifi	ISR	2:10.5	-	-	-	-	-	-	-	-
1970	Hannah Shezifi	ISR	2:06.5	Hannah Shezifi	ISR	4:25.1	-	-	-	-	-
1974	Nobuko Kawano	JPN	2:08.1	Sun Meihua	CHN	4:28.7	-	-	-	-	-
1978	Gita Zutshi	IND	2:07.7	Kim Ok-Sun	PRK	4:18.9	Kim Ok-Sun	PRK	9:24.7	-	-
1982	Chang Jong-Ae	PRK	2:05.69	Chang Jong-Ae	PRK	4:19.40	Kim Ok-Sun	PRK	9:30.22	-	-
1986	Lim Chun-Ae	KOR	2:05.72	Lim Chun-Ae	KOR	4:21.38	Lim Chun-Ae	KOR	9:11.92	-	-
1990	Li Wenhong	CHN	2:01.04	Yu Yuian	CHN	4:23.11	Zheng Lijuan	CHN	8:57.17	-	-
1994	Qu Yunxia	CHN	1:59.85	Qu Yunxia	CHN	4:12.48	Zhang Linli	CHN	8:52.97	-	-
1998	Jyotirmoy Sakdar	IND	2:01.00	Jyotirmoy Sakdar	IND	4:12.82	Supiryati Sutuno	INA	15:54.45	-	-
2002	K. M. Beenamol	IND	2:04.17	Sunita Rani	IND	4:06.03	Sun Yingjie	CHN	14:40.41	-	-
2006	Maryam Jamal	BRN	2:01.79	Maryam Jamal	BRN	4:08.63	Xue Fei	CHN	15:40.12	-	-
2010	Margarita Matsko	KAZ	2:00.29	Maryam Jamal	BRN	4:08.22	Mimi Belete	BRN	15:15.59	-	-
2014	Margarita Mukasheva	KAZ	1:59.02	Maryam Jamal	BRN	4:09.90	Maryam Jamal	BRN	14:59.69	-	-
10,000 Metres				Marathon				3000 Metres Steeplechase			
1986	Wang Xiuting	CHN	32:47.77	Eriko Asai	JPN	2:41:03	-	-	-	-	-
1990	Zhong Huandi	CHN	31:50.98	Zhao Youfeng	CHN	2:35:19	-	-	-	-	-
1994	Wang Junxia	CHN	30:50.34	Zhong Huandi	CHN	2:29:32	-	-	-	-	-
1998	Yuko Kawakami	JPN	32:01.25	Naoko Takahashi	JPN	2:21:47	-	-	-	-	-
2002	Sun Yingjie	CHN	30:28.26	Ham Bong-Sil	PRK	2:33:35	-	-	-	-	-
2006	Kayoko Fukushi	JPN	31:29.38	Zhou Chunxiu	CHN	2:27:03	-	-	-	-	-
2010	Prejea Sreedharan	IND	31:50.47	Zhou Chunxiu	CHN	2:25:00	Sudha Singh	IND	9:55.67	-	-
2014	Alia Mohamed Saeed	UAE	31:51.86	Eunice Jepkirui	BRN	2:25:37	Ruth Jebet	BRN	9:31.36	-	-
80/100 Metres Hurdles				400 Metres Hurdles				High Jump			
1951	Koyoko Yoneda	JPN	12.8	-	-	-	Koyoko Yoneda	JPN	1.49	-	-
1954	Machiko Iwamoto	JPN	11.7	-	-	-	Ahuba Kraus	ISR	1.55	-	-
1958	Machiko Iwamoto	JPN	11.6	-	-	-	Emiko Kamiya	JPN	1.58	-	-
1962	Ikuko Yoda	JPN	11.60	-	-	-	Kinuko Tsutsumi	JPN	1.60	-	-
1966	Ritsuko Sukegawa	JPN	11.2	-	-	-	Mami Takeda	JPN	1.60	-	-

4 x 100 Metres Relay		4 x 400 Metres Relay	
1951	-	-	-
1954	Japan 51.4	-	-
1958	Japan 48.6	-	-
1962	Philippines 48.67	-	-
1966	Japan 47.1	-	-
1970	Japan 47.2	-	-
1974	Japan 46.62	Japan	3:43.5
1978	Thailand 46.20	Japan	3:46.29
1982	Japan 45.13	Japan	3:37.44
1986	PR of China 44.78	India	3:34.58
1990	PR of China 44.36	PR of China	3:33.57
1994	PR of China 43.85	PR of China	3:29.11
1998	PR of China 43.36	PR of China	3:32.03
2002	PR of China 43.84	India	3:30.84
2006	PR of China 44.33	India	3:32.95
2010	Thailand 44.09	India	3:29.02
2014	PR of China 42.83	India	3:28.68

ASIAN CHAMPIONSHIPS

Venues - 1973: Marikina; 1975 Seoul; 1979 Tokyo; 1981: Tokyo; 1983: Al Kuwayt; 1985: Jakarta; 1987: Singapore; 1989: New Delhi; 1991: Kuala Lumpur; 1993: Manila; 1995: Jakarta; 1998: Fukuoka; 2000: Jakarta; 2002: Colombo; 2003: Manila; 2005: Incheon City; 2007: Amman; 2009: Guangzhou; 2011: Kobe; 2013: Pune; 2015: Wuhan

MEN

100 Metres				200 Metres				400 Metres			
1973	Anat Ratanapol	THA	10.4	Anat Ratanapol	THA	21.0	Yoshiharu Tomanaga	JPN	46.8		
1975	Anat Ratanapol	THA	10.87	Anat Ratanapol	THA	21.28	Sri Ram Singh	IND	47.03		
1979	Suchart Chairsuvaparb	THA	10.63	Yasuhiro Harada	JPN	21.34	Shoichi Handa	JPN	47.45		
1981	Suchart Chairsuvaparb	THA	10.52	Toshio Toyota	JPN	20.99	Takayuki Isobe	JPN	46.72		
1983	Suchart Chairsuvaparb	THA	10.47	Sumet Promna	THA	21.39	Isidro Del Prado	PHI	46.24		
1985	Zheng Chen	CHN	10.28	Jang Jae-Keun	KOR	20.57	Isidro Del Prado	PHI	45.61		
1987	Talal Mansour	QAT	10.41	Talal Mansour	QAT	20.71	Mohammed Al Malky	OMN	45.77		
1989	Zheng Chen	CHN	10.35	Yoshiyuki Okuyama	JPN	20.80	Ibrahim Ismail	QAT	45.60		
1991	Talal Mansoor	QAT	10.29	Zhao Cunlin	CHN	20.75	Ibrahim Ismail	QAT	45.66		
1993	Talal Mansoor	QAT	10.22	Huang Danwei	CHN	20.83	Ibrahim Ismail	QAT	45.55		
1995	Lin Wei	CHN	10.34	Huang Danwei	CHN	20.79	Ibrahim Ismail	QAT	44.96		
1998	Zhou Wei	CHN	10.39	Koji Ito	JPN	20.70	Sugath Thilakarathne	SRI	44.61		
2000	Jamal Al-Safar	KSA	10.32	Masahiko Fukunaga	JPN	20.78	Ibrahim Ismail	QAT	44.66		
2002	Jamal Al-Safar	KSA	10.43	Gennadiy Chernovol	KAZ	20.73	Fawzi Al-Shammari	KUW	45.21		
2003	Chen Haijian	CHN	10.25	Fawzi Al-Shammari	KUW	20.70	Fawzi Al-Shammari	KUW	45.16		
2005	Yahya Saed Al-Kahes	KSA	10.39	Hamed Hamdan Al-Bishi	KSA	20.66	Yuzo Kanemaru	JPN	46.04		
2007	Samuel Francis	QAT	9.99	Kenji Fujimitsu	JPN	20.85	Prasanna S. Amarasekara	SRI	46.71		
2009	Zhang Peimeng	CHN	10.28	Omar Juma Al-Salfa	UAE	21.07	Liu Xiaosheng	CHN	46.55		
2011	Su Bingtian	CHN	10.21	Femi Ogunode	QAT	20.41	Youssef Masrahi	KSA	45.79		
2013	Su Bingtian	CHN	10.17	Xie Zhenye	CHN	20.87	Youssef Masrahi	KSA	45.08		
2015	Femi Ogunode	QAT	9.91	Femi Ogunode	QAT	20.32	Abdalelah Haroun	QAT	44.68		

800 Metres				1500 Metres				5000 Metres			
1973	Mohammed Younis	PAK	1:51.2	Kazuyoshi Mizuno	JPN	3:47.4	Ichio Sato	JPN	14:16.9		
1975	Sri Ram Singh	IND	1:47.8	Takashi Ishii	JPN	3:48.6	Kunimitsu Itoh	JPN	14:00.8		
1979	Faleh Naji	IRQ	1:49.5	Rattan Singh	IND	3:49.8	Hideki Kita	JPN	13:55.3		
1981	Abraham Rajan	IND	1:50.21	Takashi Ishii	JPN	3:50.63	Gopal Singh Saini	JPN	13:52.22		
1983	Najim Mutlak	KUW	1:49.43	Suresh Yadav	IND	3:44.74	Zhang Guowei	CHN	14:07.72		
1985	Batumulai Rajakumar	MAS	1:47.37	Bagicha Singh	IND	3:56.85	Kozo Akutsu	JPN	14:22.11		
1987	Ismail Yussuf	QAT	1:47.81	Duan Xiuquan	CHN	3:45.11	Ahmad Ibrahim	QAT	14:09.29		
1989	Fermarz Rostayfar	IRI	1:51.36	Bahadur Prasad	IND	3:45.77	Zhang Guowei	CHN	13:52.37		
1991	Lee Jin-Il	KOR	1:51.42	Mohammed Suleiman	QAT	3:42.64	Mohammed Suleiman	QAT	14:03.35		
1993	Lee Jin-Il	KOR	1:48.24	Kim Soon-Hyong	KOR	3:38.60	Bahadur Prasad	IND	13:41.70		
1995	Kim Yong-Hwan	QAT	1:50.05	Mohammed Suleiman	QAT	3:41.33	Saad Al-Asmari	KSA	14:01.43		
1998	Cheng Bing	CHN	1:47.71	Mohammed Suleiman	QAT	3:43.70	Toshinari Takaoka	JPN	13:54.34		
2000	Mehdi Jelodarzadeh	IRI	1:49.80	Mohammed Suleiman	QAT	3:52.47	Ahmed Warsama	QAT	13:53.10		
2002	Mikhail Kolganov	KAZ	1:48.91	Abdulrahman Suleiman	QAT	3:45.98	Khamis Seif Abdullah	QAT	14:16.81		
2003	Adam Abdu Adam Ali	QAT	1:46.20	Rashid Ramzi	BRN	3:41.66	Abdul Aziz Al-Amri	QAT	13:58.89		
2005	Majed Saeed Sultan	QAT	1:44.27	Ali Abu Bakr Kamal	QAT	3:44.24	James Kwalia	QAT	14:08.56		
2007	Mohammed Al Salhi	KSA	1:51.73	Mohamed Othman Shahween	KSA	3:46.85	Felix Kibore	QAT	14:07.12		
2009	Sadjad Moradi	IRI	1:48.58	Mohamed Othman Shahween	KSA	3:46.08	James Kwalia	QAT	14:02.90		
2011	Mohammad Al-Azemi	KUW	1:46.14	Mohammad Al-Azemi	KUW	3:42.49	Dejene Regassa	BRN	13:39.71		

Shot Put				Discus Throw				Hammer Throw			
1973	Jagraj Singh	IND	17.00	Djalal Keshmiri	IRI	51.20	Ajmer Singh	IND	60.42		
1975	Bahadur Singh	IND	17.70	Praveen Kumar	IND	54.78	Yoshihisa Ishida	JPN	62.84		
1979	Mohd. Al-Zinkawi	KUW	17.78	Kiyotaka Kawasaki	JPN	55.34	Shigenobu Murofushi	JPN	66.73		
1981	Mohd. Al-Zinkawi	KUW	17.87	Li Weinan	CHN	53.30	Shigenobu Murofushi	JPN	69.62		
1983	Mohd. Al-Zinkawi	KUW	17.90	Li Weinan	CHN	55.40	Xie Yingqi	CHN	65.78		
1985	Balwinder Singh	IND	17.88	Li Weinan	CHN	55.30	Raghubir Singh Bal	IND	64.34		
1987	Ma Yongfeng	CHN	18.32	Li Weinan	CHN	56.10	Xie Yingqi	CHN	66.36		
1989	Balwinder Singh	IND	18.16	Zhang Jinglong	CHN	57.12	Bi Zhong	CHN	68.94		
1991	Cheng Shaobo	CHN	18.11	Yu Wenge	CHN	62.20	Bi Zhong	CHN	69.90		
1993	Liu Hao	CHN	19.04	Ajit Bhadoria	IND	55.52	Bi Zhong	CHN	70.54		
1995	Bilal Mubarak	QAT	18.87	Ma Wei	CHN	58.44	Bi Zhong	CHN	70.30		
1998	Bilal Mubarak	QAT	19.17	Li Shaojie	CHN	60.28	Andrey Abdulyaliev	UZB	76.67		
2000	Shakti Singh	IND	19.77	Anil Kumar	IND	58.47	Wataru Ebihara	JPN	69.50		
2002	Bilal Mubarak	QAT	19.22	Rashid Shafi Al-Dosari	QAT	64.43	Koji Murofushi	JPN	80.45		
2003	Bilal Mubarak	QAT	19.41	Wu Tao	CHN	61.43	Mohammed Ali Al-Zinkawi	KUW	70.62		
2005	Khalid Habash Al-Suwaidi	QAT	19.45	Ehsan Hadadi	IRI	65.25	Mohammed Ali Al-Zinkawi	KUW	71.74		
2007	Navpreet Singh	IND	19.70	Ehsan Hadadi	IRI	65.38	Mohammed Ali Al-Zinkawi	KUW	75.71		
2009	Om Prakash Singh	IND	19.87	Ehsan Hadadi	IRI	64.83	Dilshod Nazarov	TJK	76.92		
2011	Chang Ming-Huang	TPE	20.14	Ehsan Hadadi	IRI	62.27	Mohammed Ali Al-Zinkawi	KUW	73.73		
2013	Sultan Mubarak Al-Hebshi	KSA	19.68	Vikas Gowda	IND	64.90	Dilshod Nazarov	TJK	78.32		
2015	Inderjeet Singh	IND	20.41	Vikas Gowda	IND	62.03	Dilshod Nazarov	TJK	77.68		

Javelin Throw				Decathlon				20 Kilometres Walk			
1973	Allah Dad	PAK	63.58	Vijay Singh Chauhan	IND	7245	Yoshio Morikawa	JPN	Not reported		
1975	Toshihiro Yamada	JPN	74.92	Suresh Babu	IND	6931	Khoo Chong-Beng	MAS	1:40:43		
1979	Shen Maomao	CHN	86.50	Atsushi Kasai	JPN	7096	Harkam Singh	IND	1:35:40		
1981	Shen Maomao	CHN	85.40	Sabir Ali	IND	7253	Chand Ram	IND	1:34:08		
1983	Masami Yashida	JPN	79.50	Lee Foo-Yen	TPE	7641	Chand Ram	IND	1:30:14		
1985	Pubu Ciren	CHN	76.56	Gou Jin-Shoei	TPE	7538	Liu Jianli	CHN	1:26:52		
1987	Takahiro Yamada	JPN	72.62	Gung Guohua	CHN	7848	Liu Jianli	CHN	1:33:16		
1989	Wang Wenzhong	CHN	76.38	Lee Fu-An	TPE	7703	Hirofumi Sakai	JPN	1:33:41		
1991	Zhang Lianbiao	CHN	81.52	Gong Guohua	CHN	7652	Bu Lintang	CHN	1:31:36		
1993	Zhang Lianbiao	CHN	78.92	Oleg Veretelnikov	UZB	7601	Chen Shaoguo	CHN	1:26:30		
1995	Zhang Lianbiao	CHN	79.60	Hitoshi Maruono	JPN	7333	Li Mingcai	CHN	1:23:58.8		
1998	Zhang Lianbiao	CHN	77.61	Toru Yasui	JPN	7439	Li Zewen	CHN	1:27:58		
2000	Jagdish Singh Bishnoi	IND	76.81	Hitoshi Maruono	JPN	7321	Wu Ping	CHN	1:28:04		
2002	Li Rongxiang	CHN	82.75	Ahmed Hassan Moussa	QAT	7670	Eiichi Yoshizawa	JPN	1:26:51		
2003	Li Rongxiang	CHN	79.25	Vitaliy Smirnov	UZB	8021	Han Yucheng	CHN	1:21:12		
2005	Li Rongxiang	CHN	78.28	Pavel Andreev	UZB	7744	Lu Ronghua	CHN	1:25:30		
2007	Chen Qi	CHN	78.07	Ahmed Hassan Moussa	QAT	7678	Cui Zhibo	CHN	1:30:22		
2009	Yukifumi Murakami	JPN	81.50	Hiromasa Tanaka	JPN	7515	Li Jianbo	CHN	1:22:55		
2011	Yukifumi Murakami	JPN	83.27	Hadi Sepehrzad	IRI	7506	-	-	-		
2013	Ivan Zaytsev	UZB	79.76	Dmitriy Karpov	KAZ	8037	-	-	-		
2015	Huang Shih-Feng	TPE	79.74	Akihiko Nakamura	JPN	7773	-	-	-		

4 x 100 Metres Relay				4 x 400 Metres Relay			
1973	Japan		40.0	Japan		3:10.2	
1975	Japan		40.38	India		3:08.2	
1979	Japan		39.70	Iraq		3:08.8	
1981	Japan		39.86	Japan		3:07.06	
1983	PR of China		40.16	Iraq		3:07.98	
1985	PR of China		39.34	Iraq		3:07.68	
1987	Qatar		39.20	Japan		3:09.31	
1989	PR of China		39.28	Japan		3:07.20	
1991	PR of China		39.20	Japan		3:05.22	
1993	PR of China		39.47	Japan		3:09.03	
1995	PR of China		39.49	Qatar		3:05.78	
1998	PR of China		39.03	Japan		3:02.61	
2000	Thailand		38.80	Sri Lanka		3:02.71	
2002	Thailand		38.99	Sri Lanka		3:03.35	
2003	PR of China		39.22	Sri Lanka		3:03.05	
2005	Japan		39.10	Japan		3:03.51	
2007	Thailand		39.34	Saudi Arabia		3:05.96	
2009	Japan		39.01	Japan		3:04.13	
2011	Japan		39.18	Japan		3:04.72	
2013	Hong Kong		38.94	Saudi Arabia		3:02.53	
2015	PR of China		39.04	Qatar		3:02.50	

WOMEN

100 Metres				200 Metres				400 Metres			
1973	Amelita Alanes	PHI	11.6	Michiko Morita	JPN	24.7	Nobuko Kawano	JPN	55.2		
1975	Esther Rot	ISR	11.91	Esther Rot	ISR	23.72	Kim Kyung-Sook	PRK	56.24		
1979	Emiko Konishi	JPN	12.09	Sumiko Kaibara	JPN	24.45	Chung Byong-Soon	KOR	54.33		
1981	Yukiko Osako	JPN	11.91	Emiko Konishi	JPN	24.46	Junko Yoshida	JPN	54.89		
1983	Lydia de Vega	PHI	11.82	Lydia de Vega	PHI	24.07	P. T. Usha	IND	54.20		
1985	P. T. Usha	IND	11.64	P. T. Usha	IND	23.05w	P. T. Usha	IND	52.62		
1987	Lydia de Vega	PHI	11.43	Lydia de Vega	PHI	23.38	P. T. Usha	IND	52.31		
1989	Zhang Caihua	CHN	11.65	P. T. Usha	IND	23.27	P. T. Usha	IND	51.90		
1991	Tian Yumei	CHN	11.54	Chen Zhaojing	CHN	23.39	Shiny Wilson	IND	53.46		
1993	Tian Yumei	CHN	11.36	Chen Zhaojing	CHN	23.24	Ma Yuqin	CHN	51.23		
1995	Cui Dangfeng	CHN	11.36	Susanthika Jayasinghe	SRI	23.00	Zhang Henyung	CHN	52.06		
1998	Yan Jiankui	CHN	11.39	Yan Jiankui	CHN	23.00	Damayanthi Dharsha	SRI	51.23		
2000	Lyubov Perepelova	UZB	11.31	Damayanthi Dharsha	SRI	22.84	Damayanthi Dharsha	SRI	51.05		
2002	Susanthika Jayasinghe	SRI	11.29	Susanthika Jayasinghe	SRI	22.84	Tatiana Roslanova	KAZ	52.61		
2003	Lyubov Perepelova	UZB	11.43	Lyubov Perepelova	UZB	23.11	Yin Yin Khine	MYA	52.96		
2005	Qin Wangping	CHN	11.47	Damayanthi Dharsha	SRI	23.21	Manjeet Kaur	IND	51.50		
2007	Susanthika Jayasinghe	SRI	11.19w	Susanthika Jayasinghe	SRI	22.99	Chitra K. Soman	IND	53.03		
2009	Chisato Fukushima	JPN	11.27	Momoko Takahashi	JPN	23.53	Asami Tanno	JPN	53.32		
2011	Guzel Khubbieva	UZB	11.39	Chisato Fukushima	JPN	23.49	Chen Jingwen	CHN	52.89		
2013	Wei Yongli	CHN	11.29	Viktoriya Zyabkina	KAZ	23.62	Zhao Yanmin	CHN	52.49		
2015	Chisato Fukushima	JPN	11.23w	Viktoriya Zyabkina	KAZ	23.09	Yang Huizhen	CHN	52.37		
800 Metres				1500 Metres				3000/5000 Metres			
1973	Nobuko Kawano	JPN	2:08.1	Miyako Inoue	JPN	4:26.8	-	-	-		
1975	Lee Chiu-Hsia	TPE	2:08.1	Lee Chiu-Hsia	TPE	4:23.0	Lee Chiu-Hsia	TPE	9:39.8		
1979	Chung Byong-Soon	KOR	2:06.1	Kim Ok-Sun	PRK	4:25.0	Kim Ok-Sun	PRK	9:24.9		
1981	Geeta Zutshi	IND	2:08.13	Zhang Xiunen	CHN	4:27.11	Akemi Masuda	JPN	9:18.17		
1983	Huo Lianzhu	CHN	2:08.92	Geng Xiuquan	CHN	4:30.72	Kim Lyong-Soon	PRK	9:39.64		
1985	Shiny Abraham	IND	2:03.16	Yang Liuxia	CHN	4:19.11	Kim Lyong-Soon	PRK	9:27.75		
1987	Choi Se-Bum	KOR	2:05.11	Yang Liuxia	CHN	4:19.29	Kim Chun-Mae	PRK	9:17.19		
1989	Shiny Wilson	IND	2:04.76	Khin Khin Htwe	MYA	4:21.06	Zhong Huandi	CHN	9:05.20		
1991	Qu Yunxia	CHN	2:04.65	Qu Yunxia	CHN	4:26.01	Zhong Huandi	CHN	9:10.27		
1993	Liu Li	CHN	2:04.18	Yan Wei	CHN	4:17.78	Qu Yunxia	CHN	9:15.74		
1995	Jyotirmoy Sikdar	IND	2:06.75	Kumiko Okamoto	JPN	4:18.69	Wang Junxia	CHN	15:25.65		
1998	Zhang Lian	CHN	2:01.16	Liu Jing	CHN	4:12.76	Wang Chunmei	CHN	15:49.48		
2000	Lin Na	CHN	2:03.46	Wu Qingdong	CHN	4:17.82	Wu Qingdong	CHN	15:58.83		
2002	Miho Sugimoro	JPN	2:03.59	Tatyana Borisova	KGZ	4:16.27	Ham Bong-Sil	PRK	15:42.88		
2003	Yin Yin Khine	MYA	2:01.96	Tatyana Borisova	KGZ	4:15.97	Sun Yingjie	CHN	15:48.42		
2005	Miho Sugimori	JPN	2:01.84	Miho Sugimori	JPN	4:12.69	Bai Xue	CHN	15:40.89		
2007	Thanh Hang Truong	VIE	2:04.77	Sinimol Paulose	IND	4:25.67	Karima Saleh Jassem	BRN	16:40.87		
2009	Zhou Haiyan	CHN	2:04.89	Zhou Haiyan	CHN	4:32.74	Xue Fei	CHN	16:05.19		
2011	Thanh Hang Truong	VIE	2:01.41	Genzebe Shami	BRN	4:15.91	Tejitu Daba	BRN	15:22.48		
2013	Wang Chunyu	CHN	2:02.47	Bethem Desalegn	UAE	4:13.67	Bethem Desalegn	UAE	15:12.84		
2015	Tintu Luka	IND	2:01.53	Bethem Desalegn	UAE	4:29.39	Bethem Desalegn	UAE	15:25.15		
10,000 Metres				Marathon				3000 Metres Steeplechase			
1985	Bock Do-Yong	PRK	35:17:35	Asha Aggarwal	IND	2:48:53	-	-	-		
1987	Wang Huabi	CHN	34:56.34	-	-	-	-	-	-		
1989	Zhong Huandi	CHN	32:25.57	-	-	-	-	-	-		
1991	Zhong Huandi	CHN	33:42.77	-	-	-	-	-	-		
1993	Wang Junxia	CHN	34:19.32	-	-	-	-	-	-		
1995	Wang Junxia	CHN	33:58.49	-	-	-	-	-	-		
1998	Liu Shixiang	CHN	32:28.49	-	-	-	-	-	-		
2000	Supriati Sutono	INA	33:47.24	-	-	-	-	-	-		
2002	Ham Bong-Sil	PRK	34:44.92	-	-	-	-	-	-		
2003	Sun Yingjie	CHN	32:37.04	-	-	-	-	-	-		
2005	Bai Xue	CHN	33:34.74	-	-	-	-	-	-		
2007	Karima Saleh Jassem	BRN	34:26.39	-	-	-	Zhao Yanni	CHN	10:48.18		
2009	Bai Xue	CHN	34:11.14	-	-	-	Yoshika Tatsumi	JPN	10:05.94		
2011	Shitaye Eshete	BRN	32:47.80	-	-	-	Minoru Hayakari	JPN	9:52.42		
2013	Shitaye Eshete	BRN	32:17.29	-	-	-	Ruth Jebet	BRN	9:40.84		
2015	Alia Mohamed Saeed	UAE	31:52.29	-	-	-	Lalita Babar	IND	9:34.12		
100 Metres Hurdles				200/400 Metres Hurdles				High Jump			
1973	Toshimi Hayashida	JPN	13.6	Toshimi Hayashida	JPN	27.6	Orit Abramovich	ISR	1.68		
1975	Tomoko Dazai	JPN	14.25	Woo Seun-Sook	KOR	62.89	Hisao Tsuchiya	JPN	1.74		
1979	Emi Akimoto	JPN	14.17	Yumiko Aoi	JPN	60.46	Zheng Dazhen	CHN	1.87		
1981	Emi Akimoto	JPN	13.78	Yumiko Aoi	JPN	59.26	Hisayo Fukumitsu	JPN	1.93		
1983	Emi Sadaki	JPN	13.63	Yoko Sato	JPN	59.89	Zheng Dazhen	CHN	1.84		

1985	Liu Huajun	CHN	13.22	P. T. Usha	IND	56.64	Yang Wenqin	CHN	1.90
1987	Feng Yinghua	CHN	13.56	P. T. Usha	IND	56.48	Ni Xiuling	CHN	1.92
1989	Liu Huajun	CHN	13.30	P. T. Usha	IND	56.14	Jin Ling	CHN	1.89
1991	Zhang Yu	CHN	13.37	Huang Yanhong	CHN	57.29	Yoko Ota	JPN	1.83
1993	Zhang Yu	CHN	13.07	Natalya Torshina	KAZ	56.70	Svetlana Zalevskaya	KAZ	1.92
1995	Shriyani Kulawansa	SRI	13.29	Hsu Pei-chin	TPE	56.99	Svetlana Zalevskaya	KAZ	1.89
1998	Olga Shishigina	KAZ	13.04	Li Rui	CHN	55.80	Miki Imai	JPN	1.94
2000	Su Yiping	CHN	12.99	Song Yinlan	CHN	57.73	Bobby Aloysius	IND	1.83
2002	Yvonne Kanazawa	JPN	13.40	Natalya Torshina	KAZ	55.81	Tatyana Efimenko	KGZ	1.92
2003	Su Yiping	CHN	13.09	Huang Xiaoxiao	CHN	55.66	Bui Thi Nhung	VIE	1.88
2005	Su Yiping	CHN	13.30	Huang Xiaoxiao	CHN	55.63	Tatyana Efimenko	KGZ	1.92
2007	Mami Ishino	JPN	13.26	Satomi Kubokura	JPN	56.74	Tatyana Efimenko	KGZ	1.94
2009	Sun Yawei	CHN	13.19	Satomi Kubokura	JPN	56.62	Zheng Xingjuan	CHN	1.93
2011	Sun Yawei	CHN	13.04	Satomi Kubokura	JPN	56.52	Zheng Xingjuan	CHN	1.92
2013	Ayako Kimura	JPN	13.25	Satomi Kubokura	JPN	56.82	Nadezhda Dusanova	UZB	1.90
2015	Wu Shuijiao	CHN	13.12	Kemi Adekoya	BRN	54.31	Svetlana Radzivil	UZB	1.91

Pole Vault

1973	-		
1975	-		
1979	-		
1981	-		
1983	-		
1985	-		
1987	-		
1989	-		
1991	-		
1993	-		
1995	-		
1998	Peng Xiaoming	CHN	4.00
2000	Takao Kondo	JPN	4.00
2002	Gao Shuying	CHN	4.20
2003	Wu Sha	CHN	4.20
2005	Gao Shuying	CHN	4.53
2007	Roslinda Samsu	MAS	4.20
2009	Li Caixia	CHN	4.30
2011	Wu Sha	CHN	4.35
2013	Li Ling	CHN	4.54
2015	Li Ling	CHN	4.66

Shot Put

1973	Paik Ok-Ja	KOR	15.05
1975	Paik Ok-Ja	KOR	16.39
1979	Shen Lijuan	CHN	17.48
1981	Shen Lijuan	CHN	17.75
1983	Li Cheng	CHN	17.38
1985	Cong Yuzhen	CHN	18.36
1987	Cong Yuzhen	CHN	18.17
1989	Huang Zhihong	CHN	19.69
1991	Huang Zhihong	CHN	17.51
1993	Zhang Lihong	CHN	18.68
1995	Sui Xinmei	CHN	18.87
1998	Li Meisu	CHN	18.63
2000	Nada Kawar	JPR	17.46
2002	Juttaporn Krasaeayan	THA	18.05
2003	Li Meiju	CHN	18.45
2005	Li Meiju	CHN	18.64
2007	Liu Xiangrong	CHN	17.65
2009	Gong Lijiao	CHN	19.04
2011	Meng Qianqian	CHN	18.31
2013	Liu Xiangrong	CHN	18.67
2015	Guo Tianqian	CHN	18.59

Javelin Throw

1973	Mieko Tanasaka	JPN	49.74
1975	Keiko Myogai	JPN	53.48
1979	Li Xia	CHN	58.44
1981	Tang Guoli	CHN	61.64
1983	Xin Xiaoli	CHN	53.48
1985	Zhu Hongyang	CHN	56.84
1987	Li Baolian	CHN	60.12

Long Jump

Kumi Kawada	JPN	6.07
Keiko Ogawa	JPN	6.15
Sumie Awari	JPN	6.42w
Wu Feng	CHN	5.97
Liao Wenfen	CHN	6.21
Huang Donghuo	CHN	6.60
Wang Zhihui	CHN	6.70
Liu Shezhen	CHN	6.36
Li Yong-Ae	PRK	6.79
Yao Weili	CHN	6.73
Yelena Pershina	KAZ	6.50
Guan Yingnan	CHN	6.83
Yelena Bobrovskaya	KGZ	6.66
Yelena Kashcheyeva	KAZ	6.61
Anastasiya Zhuravleva	UZB	6.53
Anju Bobby George	IND	6.65
Olga Rypakova	KAZ	6.66w
Marestella Torres	PHI	6.51
Mayookha Johny	IND	6.56
Sachiko Masumi	JPN	6.55
Lu Minjia	CHN	6.52

Discus Throw

Josephine de la Vina	PHI	50.74
Paik Ok-Ja	KOR	47.74
Li Xiaohui	CHN	58.62
Li Xiaohui	CHN	59.10
Jiao Yunxiang	CHN	53.00
Li Xiaohui	CHN	58.38
Xing Ailan	CHN	58.08
Yu Hourun	CHN	61.92
Min Chunfeng	CHN	61.74
Cao Qi	CHN	61.58
Li Qiumei	CHN	58.26
Yu Xin	CHN	57.47
Neelam Jaswant Singh	IND	60.75
Li Yanfeng	CHN	60.06
Li Yanfeng	CHN	61.87
Song Aimin	CHN	65.15
Xu Shaoyang	CHN	61.30
Song Aimin	CHN	63.90
Sun Tairfeng	CHN	60.89
Su Xinyue	CHN	55.88
Su Xinyue	CHN	63.90

Pentathlon/Heptathlon

Lin Chun-Yu	TPE	4025
Kyoko Shimizu	JPN	4064
Ye Peisu	CHN	4139
Ye Peisu	CHN	5445
Hisako Hashimoto	JPN	5486
Ye Lianying	CHN	5319
Dong Yuping	CHN	6036

Triple Jump

-		
-		
-		
-		
-		
-		
-		
-		
-		
-		
Ren Ruiping	CHN	14.05
Ren Ruiping	CHN	13.99
Ren Ruiping	CHN	14.11
Yelena Parfyonova	KAZ	14.08
Wu Lingmei	CHN	13.83
Huang Qiuyan	CHN	14.39
Xie Limei	CHN	14.38
Olga Rypakova	KAZ	14.69
Olga Rypakova	KAZ	14.53
Xie Limei	CHN	14.54
Anastasiya Juravlyeva	UZB	14.18
Wang Wupin	CHN	13.76

Hammer Throw

-		
-		
-		
-		
-		
-		
-		
-		
-		
-		
Gu Yuan	CHN	61.86
Li Xiaoxue	CHN	59.02
Gu Yuan	CHN	71.10
Gu Yuan	CHN	70.78
Zhang Wenxiu	CHN	70.05
Liao Xiaoyan	CHN	60.58
Zhang Wenxiu	CHN	72.07
Masumi Aya	JPN	67.19
Wang Zheng	CHN	72.78
Liu Tingting	CHN	68.24

10,000 Metres/10km/20km Walk

-		
-		
-		
-		
-		
Rian Bingyie	CHN	50:38.81
An Limei	CHN	52:40.21

1989	Xin Xiaoli	CHN	58.30	Dong Yuping	CHN	6042	Chen Yeuling	CHN	48:59.86
1991	Xu Demei	CHN	59.84	Zhu Yuqing	CHN	6231	Li Jingxue	CHN	49:14.82
1993	Zhang Li	CHN	62.14	Ghada Shouaa	SYR	6259	Gao Hongmiao	CHN	47:08.98
1995	Li Lei	CHN	60.48	Svetlana Kazanina	KAZ	5728	Feng Haixia	CHN	45:58.76
1998	Li Lei	CHN	60.12	Ding Ying	CHN	5846	Li Yuxin	CHN	46:41
2000	Lee Young-sun	KOR	55.78	Svetlana Kazanina	KAZ	6074	Li Hong	CHN	44:59.90
2002	Ma Ning	CHN	57.15	Svetlana Kazanina	KAZ	5841	Gao Kelian	CHN	36:57
2003	Ma Ning	CHN	57.05	Irina Naumenko	KAZ	5845	Ha Mingming	CHN	1:31:47
2005	Park Ho-Hyun	KOR	55.58	Soma Biswas	IND	5377	He Dan	CHN	1:34:25
2007	Buoban Phamang	THA	58.35	Irina Naumenko	KAZ	5617	Jiang Qiuyan	CHN	1:36:17
2009	Liu Chunhua	CHN	57.93	Yuliya Tarasova	UZB	5840	Mayumi Kawasaki	JPN	1:30:12
2011	Liu Chunhua	CHN	58.05	Wassanee Winatho	THA	5710	-	-	-
2013	Li Lingwei	CHN	60.65	Wassanee Winatho	THA	5818	-	-	-
2015	Liu Shiyang	CHN	61.33	Yekaterina Voronina	UZB	5689	-	-	-

4 x 100 Metres Relay

1973	Japan	46.7
1975	Japan	46.73
1979	Japan	45.85
1981	Japan	45.70
1983	Thailand	46.12
1985	Thailand	45.07
1987	PR of China	45.20
1989	PR of China	44.84
1991	PR of China	43.41
1993	PR of China	43.84
1995	PR of China	44.27
1998	India	44.43
2000	Sri Lanka	44.23
2002	PR of China	43.94
2003	Thailand	44.25
2005	Thailand	44.18
2007	Thailand	44.31
2009	Japan	43.93
2011	Japan	44.05
2013	PR of China	44.01
2015	PR of China	43.10

4 x 400 Metres Relay

Philippines	3:48.9
Japan	3:40.4
Japan	3:45.9
Malaysia	3:46.36
Thailand	3:48.62
India	3:34.10
India	3:34.50
India	3:32.95
India	3:33.50
PR of China	3:33.76
PR of China	3:32.73
PR of China	3:33.48
India	3:31.54
India	3:37.48
PR of China	3:31.30
India	3:30.93
India	3:33.39
PR of China	3:31.08
Japan	3:35.00
India	3:32.26
PR of China	3:33.44

PAN-AMERICAN GAMES

Venues - 1951: Buenos Aires; 1955: Ciudad de México; 1959: Chicago; 1963: São Paulo; 1967: Winnipeg; 1971: Cali; 1975: Ciudad de México; 1979: San Juan; 1983: Caracas; 1987: Indianapolis; 1991: La Habana; 1995: Mar del Plata; 1999: Winnipeg; 2003: Santo Domingo; 2007: Rio de Janeiro; 2011: Guadalajara; 2015 *Toronto*; 2019: *Lima*

MEN**100 Metres**

1951	Rafael Fortún	CUB	10.6
1955	Rod Richard	USA	10.3
1959	Ray Norton	USA	10.3w
1963	Enrique Figuerola	CUB	10.46
1967	Harry Jerome	CAN	10.27w
1971	Donald Quarrie	JAM	10.29
1975	Silvio Leonard	CUB	10.15
1979	Silvio Leonard	CUB	10.13
1983	Leandro Peñalver	CUB	10.06
1987	Lee McRae	USA	10.26
1991	Robson da Silva	BRA	10.32
1995	Glenroy Gilbert	CAN	10.21w
1999	Bernard Williams	USA	10.08
2003	Michael Frater	JAM	10.21
2007	Churandy Martina	AHO	10.15
2011	Lerone Clarke	JAM	10.01

200 Metres

Rafael Fortún	CUB	21.3
Rod Richard	USA	20.94
Ray Norton	USA	20.6
Rafael Romero	VEN	21.23
John Carlos	USA	20.5
Donald Quarrie	JAM	19.86
James Gilkes	GUY	20.43
Silvio Leonard	CUB	20.37w
Elliott Quow	USA	20.42
Floyd Heard	USA	20.25
Robson da Silva	BRA	20.15
Iván García	CUB	20.29
Claudinei da Silva	BRA	20.30
Kenny Brokenburr	USA	20.42
Brendan Christian	ANT	20.37
Roberto Skyers	CUB	20.37

400 Metres

Mal Whitfield	USA	47.8
Lou Jones	USA	45.68
George Kerr	BWI/JAM	46.1
James Johnson	USA	46.80
Lee Evans	USA	44.95
John Smith	USA	44.60
Ronnie Ray	USA	44.45
Tony Darden	USA	45.11
Cliff Wiley	USA	45.02
Raymond Pierre	USA	44.60
Roberto Hernández	CUB	44.52
Norberto Téllez	CUB	45.38
Greg Haughton	JAM	44.59
Mitch Potter	USA	45.11
Chris Brown	BAH	44.85
Nery Brenes	CRC	44.65

800 Metres

1951	Mal Whitfield	USA	1:53.2
1955	Arnie Sowell	USA	1:49.86
1959	Tom Murphy	USA	1:49.4
1963	Don Bertioia	CAN	1:48.46
1967	Wade Bell	USA	1:49.20

1500 Metres

Browning Ross	USA	4:00.4
Juan Miranda	ARG	3:53.30
Dyrol Burleson	USA	3:49.1
Jim Grelle	USA	3:43.62
Tom Von Ruden	USA	3:43.41

5000 Metres

Ricardo Bralo	ARG	14:57.2
Oswaldo Suárez	ARG	15:30.6
Bill Dellinger	USA	14:28.4
Oswaldo Suárez	ARG	14:25.81
Van Nelson	USA	13:47.4

1971	Ken Swenson	USA	1:48.08	Marty Liquori	USA	3:42.10	Steve Prefontaine	USA	13:52.53
1975	Luis Medina	CUB	1:48.0	Tony Waldrop	USA	3:45.1	Domingo Tibaduiza	COL	14:02.0
1979	James Robinson	USA	1:46.3	Don Paige	USA	3:40.4	Matt Centrowitz	USA	14:01.0
1983	Agberto Guimarães	BRA	1:46.31	Agberto Guimarães	BRA	3:42.91	Eduardo Castro	MEX	13:54.11
1987	Johnny Gray	USA	1:46.79	Joaquim Cruz	BRA	3:47.34	Arturo Barrios	MEX	13:31.40
1991	Ocky Clark	USA	1:46.91	José Valente	BRA	3:42.90	Arturo Barrios	MEX	13:34.67
1995	José Luiz Barbosa	BRA	1:46.02	Joaquim Cruz	BRA	3:40.26	Armando Quintanilla	MEX	13:30.35
1999	Johnny Gray	USA	1:45.38	Graham Hood	CAN	3:41.20	José Galvan	MEX	13:42.04
2003	Achraf Tadili	CAN	1:45.05	Hudson de Souza	BRA	3:45.72	Hudson de Souza	BRA	13:50.71
2007	Yeiman López	CUB	1:44.58	Hudson de Souza	BRA	3:36.32	Ed Moran	USA	13:25.60
2011	Andy González	CUB	1:45.58	Leandro Oliveira	BRA	3:53.44	Juan Luis Barrios	MEX	14:13.77

10,000 Metres

1951	Curt Stone	USA	31:08.6
1955	Oswaldo Suárez	ARG	32:42.6
1959	Oswaldo Suárez	ARG	30:17.2
1963	Peter McArdle	USA	29:52.22
1967	Van Nelson	USA	29:17.4
1971	Frank Shorter	USA	28:50.83
1975	Luis Hernández	MEX	29:19.3
1979	Rodolfo Gómez	MEX	29:02.4
1983	José Gómez	MEX	29:14.75
1987	Bruce Bickford	USA	28:20.37
1991	Martín Pitayo	MEX	29:45.49
1995	Armando Quintanilla	MEX	28:57.41
1999	Elenilson da Silva	BRA	28:43.50
2003	Teodoro Vega	MEX	28:49.38
2007	David Galván	MEX	28:08.74
2011	Marilson dos Santos	BRA	29:00.64

Marathon

Delfo Cabrera	ARG	2:35:01
Doroteo Flores	GUA	2:59:10
John Kelley	USA	2:27:55
Fidel Negrete	MEX	2:27:56
Andy Boychuk	CAN	2:23:03
Frank Shorter	USA	2:22:41
Rigoberto Mendoza	CUB	2:25:03
Radamés González	CUB	2:24:09
Jorge González	PUR	2:12:43
Ivo Rodrigues	BRA	2:20:13
Adolfo Cuba	CUB	2:19:27
Benjamín Parades	MEX	2:14:44
Vanderlei de Lima	BRA	2:17:20
Vanderlei de Lima	BRA	2:19:08
Franck de Almeida	BRA	2:14:03
Solonei da Silva	BRA	2:16:37

3000 Metres Steeplechase

Curt Stone	USA	9:32.0
Guillermo Solá	CHI	9:46.8
Phil Coleman	USA	8:56.4
Jeff Fishback	USA	9:07.9
Chris McCubbins	USA	8:38.2
Mike Manley	USA	8:42.27
Mike Manley	USA	9:04.3
Henry Marsh	USA	8:43.6
Emilio Ulloa	CHL	8:57.62
Adauto Domingues	BRA	8:23.26
Adauto Domingues	BRA	8:36.01
Wander Moura	BRA	8:14.41
Joël Bourgeois	CAN	8:35.03
Néstor Nieves	VEN	8:34.26
Josh McAdams	USA	8:30.49
José Gregorio Peña	VEN	8:48.19

110m Hurdles

1951	Dick Attlesey	USA	14.0
1955	Jack Davis	USA	14.44
1959	Hayes Jones	USA	13.6
1963	Blaine Lindgren	USA	13.8
1967	Earl McCullouch	USA	13.49
1971	Rod Milburn	USA	13.46
1975	Alejandro Casañas	CUB	13.44
1979	Renaldo Nehemiah	USA	13.20
1983	Roger Kingdom	USA	13.44
1987	Andrew Parker	JAM	13.82w
1991	Cletus Clark	USA	13.71
1995	Roger Kingdom	USA	13.39
1999	Anier García	CUB	13.17

400 Metres Hurdles

Jaime Aparicio	COL	53.4
Josh Culbreath	USA	51.5
Josh Culbreath	USA	51.2
Juan Dyrzka	ARG	50.32
Ron Whitney	USA	50.75
Ralph Mann	USA	49.11
James King	USA	49.60
James Walker	USA	49.66
Frank Montiéh	CUB	50.02
Winthrop Graham	JAM	48.49
Eronilde de Araújo	BRA	49.96
Eronilde de Araújo	BRA	49.29
Eronilde de Araújo	BRA	48.23

High Jump

Virgil Severns	USA	1.95
Ernie Shelton	USA	2.01
Charles Dumas	USA	2.10
Gene Johnson	USA	2.11
Ed Caruthers	USA	2.19
Pat Matzdorf	USA	2.10
Tom Woods	USA	2.25
Franklin Jacobs	USA	2.26
Francisco Centelles	CUB	2.29
Javier Sotomayor	CUB	2.32
Javier Sotomayor	CUB	2.35
Javier Sotomayor	CUB	2.40
Mark Boswell	CAN	2.25
Kwaku Boateng	CAN	2.25
Germaine Mason	JAM	2.34
Victor Moya	CUB	2.32
Donald Thomas	BAH	2.32

2003	Yuniel Hernández	CUB	13.35
2007	Dayron Robles	CUB	13.25
2011	Dayron Robles	CUB	13.10

Pole Vault

1951	Bob Richards	USA	4.50
1955	Bob Richards	USA	4.50
1959	Don Bragg	USA	4.62
1963	Dave Tork	USA	4.90
1967	Bob Seagren	USA	4.90
1971	Jan Johnson	USA	5.33
1975	Earl Bell	USA	5.40
1979	Bruce Simpson	CAN	5.15
1983	Mike Tully	USA	5.45
1987	Mike Tully	USA	5.71
1991	Pat Manson	USA	5.50
1995	Pat Manson	USA	5.75
1999	Pat Manson	USA	5.60
2003	Toby Stevenson	USA	5.45
2007	Fábio da Silva	BRA	5.40
2011	Lázaro Borges	CUB	5.80

Long Jump

Gay Bryan	USA	7.14
Roslyn Range	USA	8.03
Irvin Roberson	USA	7.97
Ralph Boston	USA	8.11
Ralph Boston	USA	8.29
Arnie Robinson	USA	8.02
João de Oliveira	BRA	8.19
João de Oliveira	BRA	8.18
Jaime Jefferson	CUB	8.03
Carl Lewis	USA	8.75
Jaime Jefferson	CUB	8.26
Iván Pedroso	CUB	8.50
Iván Pedroso	CUB	8.52
Iván Pedroso	CUB	8.23
Irving Saladino	PAN	8.28
Daniel Pineda	CHI	7.97

Triple Jump

Adhemar da Silva	BRA	15.19
Adhemar da Silva	BRA	16.56
Adhemar da Silva	BRA	15.90
Bill Sharpe	USA	15.15
Charles Craig	USA	16.54
Pedro Pérez	CUB	17.40
João de Oliveira	BRA	17.89
João de Oliveira	BRA	17.27
Jorge Reyna	CUB	17.05
Mike Conley	USA	17.31w
Yoelbi Quesada	CUB	17.06
Yoelbi Quesada	CUB	17.67
Yoelbi Quesada	CUB	17.19
Yoandri Betanzos	CUB	17.26
Jadel Gregorio	BRA	17.27
Alexis Copello	CUB	17.21

Shot Put

1951	Jimmy Fuchs	USA	17.25
1955	Parry O'Brien	USA	17.59

Discus Throw

Jimmy Fuchs	USA	48.91
Fortune Gordien	USA	53.10

Hammer Throw

Emilio Ortiz	ARG	48.04
Bob Backus	USA	54.91

1959	Parry O'Brien	USA	19.04	Al Oerter	USA	58.12	Al Hall	USA	59.71
1963	Dave Davis	USA	18.52	Bob Humphreys	USA	57.82	Al Hall	USA	62.74
1967	Randy Matson	USA	19.83	Gary Carlsen	USA	57.50	Tom Gage	USA	65.32
1971	Al Feuerbach	USA	19.76	Dick Drescher	USA	62.26	Al Hall	USA	65.84
1975	Bruce Pirnie	CAN	19.28	John Powell	USA	62.36	Larry Hart	USA	66.56
1979	Dave Laut	USA	20.22	Mac Wilkins	USA	63.30	Scott Neilson	CAN	69.64
1983	Luis Mariano Delís	CUB	18.24	Luis Mariano Delís	CUB	67.32	Genovevo Morejón	CUB	65.34
1987	Gert Weil	CHI	20.21	Luis Mariano Delís	CUB	67.14	Jud Logan	USA	77.24
1991	Gert Weil	CHI	19.47	Anthony Washington	USA	65.04	Jim Driscoll	USA	72.78
1995	C. J. Hunter	USA	20.52	Roberto Moya	CUB	63.58	Lance Deal	USA	75.64
1999	Brad Mears	USA	19.93	Anthony Washington	USA	64.25	Lance Deal	USA	79.61
2003	Reese Hoffa	USA	20.95	Jason Tunks	CAN	63.70	Juan Cerra	ARG	75.53
2007	Dylan Armstrong	CAN	20.10	Michael Robertson	USA	59.24	Jim Steacy	CAN	73.77
2011	Dylan Armstrong	CAN	21.30	Jorge Fernández	CUB	65.58	Kibwe Johnson	USA	79.63

Javelin Throw

1951	Ricardo Heber	ARG	68.08
1955	Bud Held	USA	69.77
1959	Buster Quist	USA	70.50
1963	Dan Studney	USA	75.60
1967	Frank Covelli	USA	74.28
1971	Cary Feldmann	USA	81.52
1975	Sam Colson	USA	83.82
1979	Duncan Atwood	USA	84.16
1983	Laslo Babits	CAN	81.40
1987	Duncan Atwood	USA	78.68
1991	Ramón González	CUB	79.12
1995	Emeterio González	CUB	79.28
1999	Emeterio González	CUB	77.46
2003	Emeterio González	CUB	81.72
2007	Guillermo Martínez	CUB	77.66
2011	Guillermo Martínez	CUB	87.20

Decathlon

Hernán Figueroa	CHI	6610
Rafer Johnson	USA	6994
Dave Edstrom	USA	7254
J. D. Martin	USA	7335
Bill Toomey	USA	8044
Rick Wanamaker	USA	7648
Bruce Jenner	USA	8045
Bobby Coffman	USA	8078
Dave Steen	CAN	7958
Mike Gonzales	USA	7649
Pedro da Silva	BRA	7762
Kip Janvrin	USA	8049
Chris Huffins	USA	8170
Stephen Moore	USA	7809
Maurice Smith	JAM	8278
Leonel Suárez	CUB	8373

10,000m/20 Kilometres Walk

Henry Laskau	USA	50:26.8
-	-	-
Alex Oakley	CAN	1:42:44
Ron Laird	USA	1:33:06
Goetz Klopfer	USA	1:37:30
Daniel Bautista	MEX	1:33:06
Daniel Bautista	MEX	1:28:15
Ernesto Canto	MEX	1:28:12
Carlos Mercenario	MEX	1:24:50
Héctor Moreno	MEX	1:24:56
Jefferson Pérez	ECU	1:22:53
Bernardo Segura	MEX	1:20:17
Jefferson Pérez	ECU	1:23:06
Jefferson Pérez	ECU	1:22:08
Erick Barrondo	GUA	1:21:51

50 Kilometres Walk

1951	Sixto Ibáñez	MEX	5:06:07
1955	-	-	-
1959	-	-	-
1963	-	-	-
1967	Larry Young	USA	4:26:21
1971	Larry Young	USA	4:38:31
1975	-	-	-
1979	Raúl González	MEX	4:05:17
1983	Raúl González	MEX	4:00:45
1987	Martín Bermúdez	MEX	3:58:54
1991	Carlos Mercenario	MEX	4:03:09
1995	Carlos Mercenario	MEX	3:47:55
1999	Joel Sánchez	MEX	4:06:31
2003	Germán Sánchez	MEX	4:05:01
2007	Xavier Moreno	ECU	3:52:07
2011	Horacio Nava	MEX	3:48:58

4 x 100 Metres Relay

United States	41.0
United States	40.96
United States	40.4
United States	40.40
United States	39.05
Jamaica	39.28
United States	38.31
United States	38.85
United States	38.49
United States	38.41
Cuba	39.08
Cuba	38.67
Brazil	38.18
Brazil	38.44
Brazil	38.81
Brazil	38.18

4 x 400 Metres Relay

United States	3:09.9
United States	3:07.43
British West Indies	3:05.3
United States	3:09.62
United States	3:02.03
United States	3:00.63
United States	3:00.76
United States	3:03.8
United States	3:00.47
United States	2:59.54
Cuba	3:01.92
Cuba	3:01.53
Jamaica	2:57.97
Jamaica	3:01.81
Bahamas	3:01.94
Cuba	2:59.43

WOMEN**100 Metres**

1951	Julia Sánchez	PER	12.2
1955	Barbara Jones	USA	11.90
1959	Lucinda Williams	USA	12.1
1963	Edith McGuire	USA	11.65
1967	Barbara Ferrell	USA	11.59
1971	Iris Davis	USA	11.25w
1975	Pam Jiles	USA	11.38
1979	Evelyn Ashford	USA	11.07
1983	Esmeralda García	BRA	11.31
1987	Gail Devers	USA	11.14
1991	Liliana Allen	CUB	11.39
1995	Chryste Gaines	USA	11.05w
1999	Chandra Sturup	BAH	11.10
2003	Laurny Williams	USA	11.12
2007	Mikele Barber	USA	11.02
2011	Rosângela Santos	BRA	11.22

200 Metres

Jean Patton	USA	25.3
-	-	-
Lucinda Williams	USA	24.2
Vivian Brown	USA	23.9
Wyomia Tyus	USA	23.78w
Stephanie Berto	CAN	23.57
Chandra Cheeseborough	USA	22.77
Evelyn Ashford	USA	22.24w
Randy Givens	USA	23.14
Gwen Torrence	USA	22.52w
Liliana Allen	CUB	23.16
Liliana Allen	CUB	22.73
Debbie Ferguson	BAH	22.83
Roxana Diaz	CUB	22.69
Roxana Diaz	CUB	22.90
Ana Cláudia Silva	BRA	22.76

400 Metres

-	-	-
-	-	-
-	-	-
Marilyn Neufville	JAM	52.34
Joyce Yakubowich	CAN	51.62
Sharon Dabney	USA	51.81
Charmaine Crooks	CAN	51.49
Ana Quirot	CUB	50.27
Ana Quirot	CUB	49.61
Julia Duporty	CUB	50.77
Ana Guevara	MEX	50.91
Ana Guevara	MEX	50.36
Ana Guevara	MEX	50.34
Yennifer Padilla	COL	51.53

800 Metres			1500 Metres			3000/5000 Metres		
1963	Abby Hoffman	CAN	2:10.27	-	-	-	-	-
1967	Madeline Manning	USA	2:02.35	-	-	-	-	-
1971	Abby Hoffman	CAN	2:05.54	-	-	-	-	-
1975	Kathy Weston	USA	2:04.93	Jan Merrill	USA	4:18.32	-	-
1979	Essie Kelley	USA	2:01.2	Mary Decker	USA	4:05.7	Jan Merrill	USA 8:53.6
1983	Nery McKeen	CUB	2:02.20	Ranza Clark	CAN	4:16.18	Joan Benoit	USA 9:14.19
1987	Ana Quirot	CUB	1:59.06	Linda Sheskey	USA	4:07.84	Mary Knisely	USA 9:06.75
1991	Ana Quirot	CUB	1:58.71	Alisa Hill	USA	4:13.12	Sabrina Dornhoefer	USA 9:16.15
1995	Meredith Rainey	USA	1:59.44	Sarah Thorsett	USA	4:21.84	Adriana Fernández	MEX 15:46.32
1999	Letitia Vriesde	SUR	1:59.95	Marla Runyan	USA	4:16.86	Adriana Fernández	MEX 15:56.57
2003	Adriana Muñoz	CUB	2:02.96	Adriana Muñoz	CUB	4:09.57	Adriana Fernández	MEX 15:30.65
2007	Diane Cummins	CAN	1:59.75	Juliana Paula dos Santos	BRA	4:13.36	Megan Metcalfe	CAN 15:35.78
2011	Adriana Muñoz	CUB	2:04.08	Adriana Muñoz	CUB	4:26.09	Marisol Romero	MEX 16:24.08

10,000 Metres			Marathon			3000 Metres Steeplechase		
1987	Marty Cooksey	USA	33:00.00	Maricarmen Díaz	MEX	2:52:06	-	-
1991	Maricarmen Díaz	MEX	34:21.13	Olga Appell	MEX	2:43:36	-	-
1995	Carmen de Oliviera	BRA	33:10.19	Maria Trujillo	USA	2:43:56	-	-
1999	Nora Rocha	MEX	32:56.51	Erika Olivera	CHI	2:37:41	-	-
2003	Adriana Fernández	MEX	33:16.05	Márcia Narloch	BRA	2:39:54	-	-
2007	Sara Slattery	USA	32:54.41	Mariela González	CUB	2:43:11	Sabine Heitling	BRA 9:51.13
2011	Marisol Romero	MEX	34:07.24	Adriana da Silva	BRA	2:36:37	Sara Hall	USA 10:03.16

80/100 Metres Hurdles			400 Metres Hurdles			High Jump		
1951	Eliana Gaete	CHI	11.9	-	-	Jacinta Sandiford	ECU	1.46
1955	Eliana Gaete	CHI	11.7	-	-	Mildred McDaniel	USA	1.68
1959	Bertha Díaz	CUB	11.2	-	-	Ann Flynn	USA	1.61
1963	Jo Ann Terry	USA	11.37	-	-	Eleanor Montgomery	USA	1.68
1967	Cherrie Sherrard	USA	10.83	-	-	Eleanor Montgomery	USA	1.78
1971	Patty Van Wolvelaere	USA	13.19w	-	-	Debbie Brill	CAN	1.85
1975	Edith Noeding	PER	13.56	-	-	Joni Huntley	USA	1.89
1979	Deby LaPlante	USA	12.90w	-	-	Louise Ritter	USA	1.93
1983	Benita Fitzgerald	USA	13.16	Judi Brown	USA	56.03	Coleen Sommer	USA 1.91
1987	LaVonna Martin	USA	12.81	Judi Brown King	USA	54.23	Coleen Sommer	USA 1.96
1991	Aliuska López	CUB	12.99	Lency Montelier	CUB	57.34	Ioanmet Quintero	CUB 1.88
1995	Aliuska López	CUB	12.68w	Kim Batten	USA	54.74	Ioanmet Quintero	CUB 1.94
1999	Aliuska López	CUB	12.76	Daimi Pernía	CUB	53.44	Solange Witteveen	ARG 1.88
2003	Brigitte Foster	JAM	12.67	Joanna Hayes	USA	54.77	Juana Arrendel	DOM 1.94
2007	Delloreen Ennis-London	JAM	12.65	Sheena Johnson	USA	54.64	Romary Ritka	MEX 1.95
2011	Yvette Lewis	USA	12.82	Princesa Oliveros	COL	56.26	Lesyanis Mayor	CUB 1.89

Pole Vault			Long Jump			Triple Jump		
1951	-	-	-	Beatriz Kretschmer	CHI	5.42	-	-
1955	-	-	-	-	-	-	-	-
1959	-	-	-	Annie Smith	USA	5.73	-	-
1963	-	-	-	Willye White	USA	6.15	-	-
1967	-	-	-	Irene Martínez	CUB	6.33	-	-
1971	-	-	-	Brenda Eisler	CAN	6.43	-	-
1975	-	-	-	Ana Alexander	CUB	6.63	-	-
1979	-	-	-	Kathy McMillan	USA	6.46	-	-
1983	-	-	-	Kathy McMillan	USA	6.70	-	-
1987	-	-	-	Jackie Joyner	USA	7.45	-	-
1991	-	-	-	Diane Guthrie	JAM	6.64	-	-
1995	-	-	-	Niurka Montalvo	CUB	6.89	Laiza Carrillo	CUB 14.09
1999	Alejandra García	ARG	4.30	Maurren Maggi	BRA	6.59	Yamilé Aldama	CUB 14.77
2003	Meissa Mueller	USA	4.40	Alice Falaiye	CAN	6.43	Mabel Gay	CUB 14.42
2007	Fabiana Murer	BRA	4.60	Maurren Maggi	BRA	6.84	Yargelis Savigne	CUB 14.80
2011	Yarisley Silva	CUB	4.75	Maurren Maggi	BRA	6.94	Caterine Ibagüen	COL 14.92

Shot Put			Discus Throw			Hammer Throw		
1951	Ingeborg de Preiss	ARG	12.45	Ingeborg de Preiss	ARG	38.55	-	-
1955	-	-	-	Ingeborg Pfuller	ARG	43.19	-	-
1959	Earlene Brown	USA	14.68	Earlene Brown	USA	49.31	-	-
1963	Nancy McCredie	CAN	15.32	Nancy McCredie	CAN	50.18	-	-
1967	Nancy McCredie	CAN	15.18	Carol Moseke	USA	49.24	-	-
1971	Lynn Graham	USA	15.76	Carmen Romero	CUB	57.20	-	-
1975	María Sarria	CUB	18.03	Carmen Romero	CUB	60.16	-	-
1979	María Sarria	CUB	18.81	Carmen Romero	CUB	60.58	-	-
1983	María Sarria	CUB	19.34	María Betancourt	CUB	59.62	-	-
1987	Ramona Pagel	USA	18.56	Maritza Martén	CUB	65.58	-	-

1991	Belsy Laza	CUB	18.87	Bárbara Hechavarría	CUB	63.50	-		
1995	Connie Price-Smith	USA	19.17	Maritza Martén	CUB	61.22	-		
1999	Connie Price-Smith	USA	19.06	Aretha Hill	USA	59.06	Dawn Ellerbe	USA	65.36
2003	Yumileidi Cumbá	CUB	19.31	Aretha Hill	USA	63.30	Yipsi Moreno	CUB	74.25
2007	Misleydis González	CUB	18.83	Yarelis Barrios	CUB	61.72	Yipsi Moreno	CUB	75.20
2011	Misleydis González	CUB	18.57	Yarelis Barrios	CUB	66.40	Yipsi Moreno	CUB	75.62

Javelin Throw

1951	Hortensia García	MEX	39.45
1955	Karen Anderson	USA	49.15
1959	Marlene Ahrens	CHI	45.38
1963	Marlene Ahrens	CHI	49.93
1967	Barbara Friedrich	USA	53.26
1971	Tomasa Núñez	CUB	54.02
1975	Sherry Calvert	USA	54.70
1979	María Colón	CUB	62.30
1983	María Colón	CUB	63.76
1987	Ivonne Léal	CUB	63.70
1991	Dulce García	CUB	64.78
1995	Xiomara Rivero	CUB	63.92
1999	Osleidys Menéndez	CUB	65.85
2003	Kim Kreiner	USA	60.86
2007	Osleidys Menéndez	CUB	62.34
2011	Alicia DeShasier	USA	58.01

Pentathlon/Heptathlon

-	-	-	-
Pat Winslow	USA	4860	-
Debbie Kiekebeil	CAN	4290	-
Diane Konihowski	CAN	4673	-
Diane Konihowski	CAN	4605	-
Conceição Geremias	BRA	6084	-
Cindy Greiner	USA	6184	-
DeDee Nathan	USA	5778	-
Jamie McNeair	USA	6266	-
Magalys García	CUB	6290	-
Tiffany Lott-Hogan	USA	6064	-
Jessica Zelinka	CAN	6136	-
Lucimara da Silva	BRA	6133	-

10/20 Kilometres Walk

-	-	-	-
María Colín	MEX	47:17.15	-
Graciela Mendoza	MEX	46:41.56	-
Graciela Mendoza	MEX	46:31.93	-
Graciela Mendoza	MEX	1:34:19	-
Victoria Palacios	MEX	1:35:16	-
Cristina Lopez	ESA	1:38:59	-
Jamy Franco	GUA	1:32:38	-

4 x 100 Metres Relay

1951	United States	48.7
1955	United States	47.12
1959	United States	46.4
1963	United States	45.72
1967	Cuba	44.63
1971	United States	44.59
1975	United States	42.90
1979	United States	43.30
1983	United States	43.21
1987	United States	42.91
1991	Jamaica	43.79
1995	United States	43.55
1999	Jamaica	42.62
2003	United States	43.06
2007	Jamaica	43.58
2011	Brazil	42.85

4 x 400 Metres Relay

-	-	-
United States	3:32.45	-
Canada	3:30.36	-
United States	3:29.4	-
United States	3:29.97	-
United States	3:23.35	-
United States	3:24.21	-
Cuba	3:27.45	-
Cuba	3:26.70	-
United States	3:26.40	-
Cuba	3:27.51	-
Cuba	3:28.09	-

CENTRAL AMERICAN & CARIBBEAN GAMES

Venues – 1926: Ciudad de México; 1930: La Habana; 1935: San Salvador; 1938: Ciudad de Panamá; 1946: Barranquilla; 1950: Ciudad de Guatemala; 1954: Ciudad de México; 1959: Caracas; 1962: Kingston; 1966: San Juan; 1970: Ciudad de Panamá; 1974: Santo Domingo; 1978: Medellín; 1982: La Habana; 1986: Santiago de los Caballeros; 1990: Ciudad de México; 1993: Ponce; 1998: Maracaibo; 2002: San Salvador; 2006: Cartagena; 2010: Mayagüez; 2014: *Xalapa*; 2018: *Quetzaltenango*

MEN**100 Metres**

1926	Mariano Aguilar	MEX	11.1
1930	Alberto Torriente	CUB	11.1
1935	Conrado Rodríguez	CUB	10.7
1938	Jennings Blackett	PAN	10.4
1946	Rafael Fortún	CUB	10.4
1950	Rafael Fortún	CUB	10.3w
1954	Rafael Fortún	CUB	10.58
1959	Manuel Rivera	PUR	10.87
1962	Tom Robinson	BAH	10.4
1966	Enrique Figueroa	CUB	10.1
1970	Pablo Montes	CUB	10.2w
1974	Silvio Leonard	CUB	10.49
1978	Silvio Leonard	CUB	10.10
1982	Leandro Peñalver	CUB	10.16
1986	Andrés Simón	CUB	10.29
1990	Joel Isasi	CUB	10.17w

200 Metres

Mario Gómez	MEX	22.2
Reginald Bedford	PAN	22.2
Conrado Rodríguez	CUB	22.0
Jacinto Ortiz	CUB	21.7
Rafael Fortún	CUB	21.6
Herb McKenzie	JAM	20.9w
Les Laing	JAM	21.66
Manuel Rivera	PUR	21.79
Rafael Romero	VEN	21.0
Ed Roberts	TTO	20.8
Pablo Montes	CUB	21.2
Silvio Leonard	CUB	20.99
Silvio Leonard	CUB	20.49
Leandro Peñalver	CUB	20.42
Leandro Peñalver	CUB	20.70
Roberto Hernández	CUB	20.72

400 Metres

Luciano Iturbe	MEX	49.9
Reginald Bedford	PAN	49.6
Carlos de Anda	MEX	49.3
Arturo Baker	PAN	49.7
Arthur Wint	JAM	48.0
Herb McKenzie	JAM	47.8
Angel García	CUB	48.02
Ovidio de Jesús	PUR	48.73
George Kerr	JAM	45.9
Juan Franceschi	PUR	46.77
Antonio Alvarez	CUB	46.6
Alberto Juanterena	CUB	45.52
Alberto Juanterena	CUB	44.27
Bert Cameron	JAM	45.10
Felix Stevens	CUB	44.98
Roberto Hernández	CUB	44.84

1993	Joel Isasi	CUB	10.38	Andrew Tynes	BAH	20.64	Norberto Téllez	CUB	45.80
1998	Obadele Thompson	BAR	10.20	Juan Pedro Toledo	MEX	20.46	Troy McIntosh	BAH	44.84
2002	Dion Crabbe	IVB	10.28w	Juan Pedro Toledo	MEX	20.97	Carlos Santa	DOM	45.83
2006	Churandy Martina	AHO	10.06	Xavier Brown	JAM	20.74	Yeimar López	CUB	45.28
2010	Churandy Martina	AHO	10.07	Churandy Martina	AHO	20.25	Nery Brenes	CRC	44.84
2014	Rolando Palacios	HON	10.27	Roberto Skyers	CUB	20.47	Raidel Acea	CUB	45.36

800 Metres

1926	Luciano Iturbe	MEX	2:01.4
1930	Dario Alvarez	CUB	2:00.6
1935	Alfredo Mariscal	MEX	2:00.9
1938	Arthur Wint	JAM	1:56.3
1946	Arthur Wint	JAM	1:54.8
1950	George Rhoden	JAM	1:59.4
1954	Frank Prince	PAN	1:54.47
1959	Ralph Gomes	GUY	1:57.7
1962	George Kerr	JAM	1:51.0
1966	Neville Myton	JAM	1:50.2
1970	Hermino Isaac	PUR	1:49.8
1974	Leandro Civil	CUB	1:48.43
1978	Alberto Juantorena	CUB	1:47.23
1982	Alberto Juantorena	CUB	1:45.15
1986	Olsen Barr	GUY	1:49.42
1990	Luis Toledo	MEX	1:49.61
1993	Javier Soto	PUR	1:49.40
1998	Norberto Téllez	CUB	1:49.71
2002	Manuel González	VEN	1:48.71
2006	Andy González	CUB	1:46.26
2010	Eduard Villanueva	VEN	1:47.73
2014	Andy González	CUB	1:45.73

1500 Metres

Modesto Careaga	MEX	4:22.6
Dario Alvarez	CUB	4:18.2
Delfino Campos	MEX	4:11.9
Guy Grant	JAM	4:13.6
Wilfred Tull	TTO	4:07.8
Frank Prince	PAN	4:13.0
Frank Prince	PAN	4:16.65
Harvey Borrero	COL	4:04.37
Alvaro Mejía	COL	3:51.4
Alvaro Mejía	COL	3:50.3
Byron Dyce	JAM	3:45.8
Luis Medina	CUB	3:44.18
Luis Medina	CUB	3:44.47
Eduardo Castro	MEX	3:41.84
Jacinto Navarrete	COL	3:43.72
Arturo Barrios	MEX	3:45.73
José López	VEN	3:43.89
Héctor Torres	MEX	3:46.06
Juan Luis Barrios	MEX	3:43.71
Juan Luis Barrios	MEX	3:42.52
Juan Luis Barrios	MEX	3:44.85
Andy González	CUB	3:45.52

5000 Metres

Eduardo Quintanar	MEX	17:16.6
Felipe Jardines	MEX	16:28.0
Mariano Ramirez	MEX	16:16.7
Guy Grant	JAM	17:55.1
Mannie Ramjohn	TTO	15:54.8
Francisco Hernández	MEX	16:05.8
Doroteo Flores	GUA	15:57.30
Isidro Segura	MEX	15:41.94
Eligio Galicia	MEX	14:46.6
Alvaro Mejía	COL	14:42.6
Mario Pérez	MEX	14:24.4
Victor Mora	COL	13:54.2
Rodolfo Gómez	MEX	13:55.08
Eduardo Castro	MEX	14:11.05
Mauricio González	MEX	14:11.73
Arturo Barrios	MEX	13:49.89
Isaac García	MEX	13:57.84
Pablo Olmedo	MEX	14:01.85
Pablo Olmedo	MEX	14:07.82
Juan Luis Barrios	MEX	14:09.08
Juan Luis Barrios	MEX	13:44.41
Juan Luis Barrios	MEX	14:15.98

10,000 Metres

1926	Eduardo Quintanar	MEX	36:02.4
1930	Felipe Jardines	MEX	35:21.6
1935	Juan Morales	MEX	33:16.0
1938	Agustin Romero	MEX	34:15.1
1946	Doroteo Flores	GUA	33:55.0
1950	Luis Valázquez	GUA	34:33.6
1954	Cruz Serrano	MEX	32:59.63
1959	Josafath Hernández	MEX	32:50.8
1962	Eligio Galicia	MEX	30:55.2
1966	Alvaro Mejía	COL	31:34.0
1970	Juan Martínez	MEX	30:49.0
1974	Domingo Tibaduiza	COL	30:39.4
1978	Rodolfo Gómez	MEX	29:34.64
1982	Aldo Allen	CUB	30:13.12
1986	Francisco Pacheco	MEX	29:39.56
1990	Dionicio Cerón	MEX	29:46.09
1993	Dionicio Cerón	MEX	28:58.11
1998	Germán Beltrán	VEN	29:49.06
2002	Pablo Olmedo	MEX	28:36.67
2006	David Galván	MEX	29:40.08
2010	Juan Carlos Romero	MEX	29:13.71
2014	Juan Luis Barrios	MEX	29:13.63

10km/Half Marathon/Marathon

Tomás Zafiro	BXR	36:05
-	-	-
-	-	-
José Thompson	PAN	3:01:04
Doroteo Flores	GUA	74:33
Luis Velázquez	GUA	74:44
Doroteo Flores	GUA	75:20
Pedro Peralta	MEX	70:29
Hernán Barreneche	COL	71:49
Valentín Robles	MEX	73:47
Alfredo Peñaloza	MEX	2:47:23
Gilberto Serna	COL	2:28:08
Radames Vega	PUR	2:22:34
Jorge González	PUR	2:26:40
Jesús Amariles	COL	2:23:00
Jorge González	PUR	2:18:55
Benjamín Paredes	MEX	2:14:23
Juan Camacho	MEX	2:25:25
Procopio Franco	MEX	2:17:38
Procopio Franco	MEX	2:24:35
José Amado García	GUA	2:21:35
Richer Pérez	CUB	2:19:13

3000 Metres Steeplechase

-	-	-
-	-	-
-	-	-
-	-	-
Eligio Galicia	MEX	10:22.38
Alfredo Tinoco	MEX	10:50.8
Erasmio Prado	MEX	9:19.8
Flavio Buendía	MEX	9:32.6
Héctor Villanueva	MEX	8:53.2
José Cobo	CUB	8:50.8
José Cobo	CUB	8:46.39
José Cobo	CUB	8:49.52
Juan Ramón Conde	CUB	8:42.38
Germán Silva	MEX	9:01.26
Rubén García	MEX	8:38.43
José Miranda	MEX	8:41.70
Alex Greaux	PUR	8:42.39
Alex Greaux	PUR	8:44.51
Alex Greaux	PUR	8:56.47
Marvin Blanco	VEN	8:43.76

110 Metres Hurdles

1926	Armando Díaz	MEX	16.4
1930	Fernando Navarro	PAN	15.6
1935	Roberto Sánchez	MEX	15.8
1938	Horacio Quiñones	PUR	14.8
1946	Eligio Barbería	CUB	14.8
1950	Julio Sabater	PUR	14.9
1954	Samuel Anderson	CUB	14.3
1959	Teófilo Davis	VEN	15.39
1962	Lázaro Betancourt	CUB	14.2
1966	Hernando Arrachea	COL	14.2w
1970	Juan Morales	CUB	14.0
1974	Alejandro Casañas	CUB	13.80w
1978	Alejandro Casañas	CUB	13.67
1982	Alejandro Casañas	CUB	13.38

400 Metres Hurdles

Armando Díaz	MEX	57.8
Porfirio Franca	CUB	58.4
Lázaro Hernández	CUB	55.5
Evelio Espinosa	CUB	55.8
Eligio Barbería	CUB	55.3
Jaime Aparicio	COL	54.9
Jaime Aparicio	COL	53.35
Ovidio de Jesús	PUR	53.42
Victor Maldonado	VEN	51.6
Heriberto Cruz	PUR	52.4
Juan García	CUB	50.6
Fabio Zúñiga	COL	50.61
Clive Barife	JAM	50.16
Frank Montiel	CUB	50.64

High Jump

Alfonso Steopen	MEX	1.77
Rafael Pérez	CUB	1.75
Juan Luyanda	PUR	1.77
Juan Luyanda	PUR	1.89
Miguel Clovis	PAN	1.85
Gilberto Torres	PUR	1.89
Roberto López	CUB	1.87
Teodoro Flores	GUA	1.91
Teodoro Flores	GUA	2.00
Teodoro Flores	GUA	2.03
Miguel Duránona	CUB	2.06
Richard Spencer	CUB	2.10
Richard Spencer	CUB	2.12
Francisco Centelles	CUB	2.25

1986	Angel Bueno	CUB	13.86	Winthrop Graham	JAM	50.03	Francisco Centelles	CUB	2.22
1990	Emilio Valle	CUB	13.64	Domingo Cordero	PUR	49.61	Javier Sotomayor	CUB	2.34
1993	Emilio Valle	CUB	13.87	Domingo Cordero	PUR	49.60	Javier Sotomayor	CUB	2.35
1998	Aniel García	CUB	13.27	Dinsdale Morgan	JAM	48.87	Javier Sotomayor	CUB	2.37
2002	Dudley Dorival	HAI	13.82w	Oscar Juanz	MEX	50.46	Gerardo Martínez	MEX	2.18
2006	Dayron Robles	CUB	13.12	Bayano Kamani	PAN	49.44	Gilmar Mayo	COL	2.19
2010	Ryan Brathwaite	BAR	13.39	Leford Green	JAM	48.47	Donald Thomas	BAH	2.28
2014	Yordan O'Farrill	CUB	13.46	Omar Cisneros	CUB	49.56	Sergio Mestre	CUB	2.26

Pole Vault

1926	José Sanjurjo	CUB	3.43
1930	Humberto Villa	CUB	3.64
1935	José Sabater	PUR	3.73
1938	Rigoberto Pérez	MEX	3.74
1946	José Vincente	PUR	3.98
1950	José Vincente	PUR	4.10
1954	José Barbosa	PUR	4.05
1959	Rolando Cruz	PUR	4.40
1962	Rolando Cruz	PUR	4.72
1966	Rolando Cruz	PUR	4.54
1970	Juan Laza	CUB	4.65
1974	Roberto More	CUB	4.95
1978	Augusto Perdomo	CUB	5.00
1982	Rubén Camino	CUB	5.00
1986	Rubén Camino	CUB	5.20
1990	Angel García	CUB	5.40
1993	Edgar Díaz	PUR	5.30
1998	Edgar Díaz	PUR	5.30
2002	Dominic Johnson	LCA	5.41
2006	Robbie Pratt	MEX	5.50
2010	Giovanni Lanaro	MEX	5.60
2014	Lázaro Borges	CUB	5.30

Shot Put

1926	Pedro Rodríguez	CUB	11.65
1930	Juan Mendizabal	CUB	12.25
1935	Fernando Torres	PUR	12.84
1938	Antulio Pietri	PUR	13.50
1946	Eduardo Adriana	AHO	13.35
1950	Israel Capavete	PUR	13.78
1954	Ramón Rosario	PUR	14.46
1959	Eduardo Adriana	AHO	14.59
1962	Lambertus Rebel	AHO	14.64
1966	Fidel Estrada	CUB	15.36
1970	Benigno Hodelín	CUB	16.46
1974	José Carreno	VEN	16.20
1978	Humberto Calvario	CUB	17.51
1982	Luis Mariano Delís	CUB	18.88
1986	Paul Ruiz	CUB	19.01
1990	Paul Ruiz	CUB	18.93
1993	Jorge Montenegro	CUB	18.88
1998	Yoger Medina	VEN	19.42
2002	Yoger Medina	VEN	19.63
2006	Alexis Paumier	CUB	18.26
2010	Dorian Scott	JAM	18.92
2014	Mario Cota	MEX	19.30

Javelin Throw

1926	Luis Lewis	CUB	52.15
1930	Porfirio Espinosa	CUB	50.57
1935	Antonio Figueroa	PUR	59.32
1938	Antonio Figueroa	PUR	64.11
1946	Mario Salas	CUB	55.00
1950	Enrique Pizarro	PUR	56.67
1954	Reynaldo Oliver	PUR	67.71
1959	Carlos Fajer	MEX	62.36
1962	Jesús Rodríguez	VEN	66.66
1966	Justo Perello	CUB	74.74
1970	Amado Morales	PUR	76.40
1974	Raúl Fernández	CUB	75.30

Long Jump

Alfonso de Gortari	MEX	6.70
Fernando Navarro	PAN	6.72
Norberto Verrier	CUB	6.68
Juan Luyanda	PUR	6.75
Lloyd LaBeach	PAN	6.96
Francisco Castro	PUR	7.01
Claudio Cabreja	CUB	7.46
Deryck Taylor	JAM	7.07
Juan Muñoz	VEN	7.68
Wellesley Clayton	JAM	7.64
Abelardo Pacheco	CUB	7.69
Wilfredo Maisonave	CUB	7.44
David Giralt	CUB	7.82
Delroy Poyser	JAM	7.90
Jaime Jefferson	CUB	8.34
Juan Ortiz	CUB	8.17
Wendell Williams	TTO	7.95
Iván Pedroso	CUB	8.45
Sergio Saucedo	MEX	7.48
Irving Saladino	PAN	8.29
Tyrone Smith	BER	8.22
David Registe	DMA	7.79

Discus Throw

Manuel Guzmán	MEX	35.79
Miguel Gutiérrez	CUB	41.12
Miguel Gutiérrez	CUB	38.83
Ian Murphy	PUR	42.42
Manuel Secane	PUR	39.94
Eduardo Parera	CUB	40.54
Mauricio Rodríguez	VEN	40.14
Daniel Cereali	VEN	44.95
Dagoberto González	COL	48.66
Roy Hollingsworth	TTO	52.10
Barbaro Canizares	CUB	56.04
Julian Morrison	CUB	58.10
Luis Mariano Delís	CUB	58.62
Luis Mariano Delís	CUB	70.20
Luis Mariano Delís	CUB	63.16
Roberto Moya	CUB	64.64
Alexis Elizalde	CUB	61.24
Alexis Elizalde	CUB	65.00
Héctor Hurtado	VEN	55.43
Yunior Lastre	CUB	57.00
Jason Morgan	JAM	59.43
Jorge Fernández	CUB	63.17

Pentathlon/Decathlon

Alberto Fernández	CUB	3051
Felipe Orellana	GUA	3231
Salvador Torros	PUR	3459
Nestor Marchany	PUR	3374
Amador Terán	MEX	2944
Brigido Iriarte	VEN	2748
Rodolfo Mijares	MEX	2723
Héctor Thomas	VEN	3212
Jorge García	PUR	3513
Jesús Mirabal	CUB	6997
Jesús Mirabal	CUB	7470

Triple Jump

Sergio Macías	CUB	13.29
Manuel Suárez	CUB	13.71
Orlando Bello	CUB	13.71
Juan Palmer	PUR	13.86
Francisco Castro	PUR	14.14
Reinaldo Salamo	PUR	14.20
Victor Hernández	CUB	14.86
Pedro Camacho	PUR	14.67
Mahoney Samuels	JAM	15.52
Tim Barrett	BAH	15.76
Pedro Pérez	CUB	16.33
Pedro Pérez	CUB	17.01w
Steve Hanna	BAH	16.60
Steve Hanna	BAH	16.73
Lázaro Betancourt	CUB	16.83
Lázaro Betancourt	CUB	16.66
Yoelbi Quesada	CUB	17.06
Yoelbi Quesada	CUB	17.18
Alvin Rentería	COL	15.57
Yoandri Betanzos	CUB	17.46
Leevan Sands	BAH	17.21
Ernesto Revé	CUB	16.94

Hammer Throw

Troadio Hernández	CUB	36.07
Francisco Robledo	MEX	41.05
Francisco Robledo	MEX	43.52
Bernabe Sánchez	CUB	39.85
Francisco González	MEX	41.87
Jaime Annexy	PUR	45.87
Luis Betancourt	CUB	46.96
Daniel Cereali	VEN	51.17
Enrique Samuells	CUB	54.15
Enrique Samuells	CUB	68.11
Victor Suárez	CUB	57.06
Pedro Garbey	CUB	61.50
Armando Orozco	CUB	69.86
Genovevo Morejón	CUB	67.10
Vicente Sánchez	CUB	68.04
Eladio Hernández	CUB	70.75
Alberto Sánchez	CUB	72.20
Alberto Sánchez	CUB	74.25
Raúl Rivera	GUA	65.99
Noleysi Vicet	CUB	69.56
Aldo Bello	VEN	65.10
Roberto Janet	CUB	74.11

10/20 Kilometres Walk

-	-	-
-	-	-
-	-	-
-	-	-
-	-	-
-	-	-
-	-	-
-	-	-
-	-	-
-	-	-
José Pedraza	MEX	51:32.4
Eladio Campos	MEX	1:41:14
Raúl González	MEX	1:35:23

1978	Antonio González	CUB	78.74	Rigoberto Salazar	CUB	7483	Daniel Bautista	MEX	1:29:10
1982	Dionisio Quintana	CUB	82.40	Liston Bouchette	PUR	7349	Ernesto Canto	MEX	1:29:22
1986	Ramón González	CUB	77.32	Ernesto Betancourt	CUB	7333	Ernesto Canto	MEX	1:26:25
1990	Ramón González	CUB	78.86	Miguel Valle	CUB	7448	Ernesto Canto	MEX	1:23:52
1993	Luis Lucumi	COL	74.58	Eugenio Balanque	CUB	7889	Daniel García	MEX	1:26:22
1998	Emeterio González	CUB	80.92	Raúl Duany	CUB	8118	Daniel García	MEX	1:23:32
2002	Manuel Fuenmayor	VEN	75.32	-	-	-	Alejandro López	MEX	1:26:32
2006	Guillermo Martínez	CUB	84.91	Alexis Chivas	CUB	7551	Luis Fernando López	COL	1:24:11
2010	Arley Ibarguen	COL	78.93	Maurice Smith	JAM	8109	Eder Sánchez	VEN	1:22:32
2014	Guillermo Martínez	CUB	79.27	Yordanis García	CUB	7854	Horacio Nava	MEX	1:25:05

50 Kilometres Walk				4 x 100 Metres Relay				4 x 400 Metres Relay			
1926	-	-	-	Mexico		43.6	Mexico		3:25.6		
1930	-	-	-	Cuba		43.4	Mexico		3:26.6		
1935	-	-	-	Cuba		43.2	Cuba		3:22.4		
1938	-	-	-	Puerto Rico		42.2	Panama		3:21.5		
1946	-	-	-	Panama		43.0	Jamaica		3:18.0		
1950	-	-	-	Cuba		41.5	Panama		3:17.2		
1954	-	-	-	Jamaica		41.06	Jamaica		3:12.25		
1959	-	-	-	Venezuela		42.14	Puerto Rico		3:16.9		
1962	-	-	-	Venezuela		40.0	Jamaica		3:11.6		
1966	-	-	-	Jamaica		40.5	Jamaica		3:08.8		
1970	-	-	-	Cuba		39.4	Cuba		3:06.4		
1974	-	-	-	Cuba		39.62	Cuba		3:06.36		
1978	-	-	-	Trinidad		39.13	Jamaica		3:03.76		
1982	Félix Gómez	MEX	4:05:03	Cuba		39.15	Cuba		3:03.59		
1986	Martín Bermúdez	MEX	4:04:47	Cuba		38.74	Cuba		3:02:41		
1990	Héctor Moreno	COL	4:06:04	Cuba		39.09	Jamaica		3:05.22		
1993	Edel Oliva	CUB	3:55:21	Cuba		39.24	Cuba		3:05.62		
1998	Ignacio Zamudio	MEX	3:58:15	Cuba		38.79	Cuba		3:03.18		
2002	-	-	-	Dominican Republic		39.41	Dominican Republic		3:04.15		
2006	-	-	-	Netherlands Antilles		39.29	Jamaica		3:01.78		
2010	Horacio Nava	MEX	3:56:45	Trinidad & Tobago		38.24	Jamaica		3:01.68		
2014	Erick Barrondo	GUA	3:49:40	Cuba		38.94	Cuba		3:00.70		

WOMEN (from 1938)

100 Metres				200 Metres				400 Metres			
1938	Nola Thorne	PAN	12.6	-	-	-	-	-	-	-	-
1946	Cynthia Thompson	JAM	12.1	-	-	-	-	-	-	-	-
1950	Hyacinth Walters	JAM	12.3	-	-	-	-	-	-	-	-
1954	Carlota Gooden	PAN	12.32	-	-	-	-	-	-	-	-
1959	Jean Holmes	PAN	13.04	-	-	-	-	-	-	-	-
1962	Miguelina Cobián	CUB	12.0	-	-	-	-	-	-	-	-
1966	Miguelina Cobián	CUB	11.69	Una Morris	JAM	24.2	-	-	-	-	-
1970	Miguelina Cobián	CUB	11.4w	Miguelina Cobián	CUB	23.5	Carmen Trustée	CUB	52.5	-	-
1974	Carmen Valdes	CUB	11.55	Carmen Valdes	CUB	23.76	Aurelia Pentón	CUB	52.27	-	-
1978	Silvia Chivás	CUB	11.47	Silvia Chivás	CUB	23.01	Aurelia Pentón	CUB	50.56	-	-
1982	Luisa Ferrer	CUB	11.55	Luisa Ferrer	CUB	23.44	June Griffith	GUY	51.89	-	-
1986	Pauline Davis	BAH	11.51	Pauline Davis	BAH	23.06	Ana Quirot	CUB	51.01	-	-
1990	Liliana Allen	CUB	11.33w	Liliana Allen	CUB	23.27	Ana Quirot	CUB	51.70	-	-
1993	Liliana Allen	CUB	11.52	Liliana Allen	CUB	23.14	Julia Duporty	CUB	51.81	-	-
1998	Chandra Sturupp	BAH	11.14	Beverly McDonald	JAM	22.30w	Sandie Richards	JAM	51.27	-	-
2002	Liliana Allen	MEX	11.34w	Liliana Allen	MEX	23.34	Ana Guevara	MEX	51.87	-	-
2006	Tahesia Harrigan	IVB	11.15	Roxana Díaz	CUB	22.76	Ana Guevara	MEX	50.99	-	-
2010	Tahesia Harrigan	IVB	11.19	Cydonie Mothersill	CAY	22.91	Christine Amertil	BAH	52.16	-	-
2014	Andrea Purica	VEN	11.29	Nercely Soto	VEN	23.14	Lisneidy Veitía	CUB	51.72	-	-
800 Metres				1500 Metres				3000/5000 Metres			
1970	Carmen Truste	CUB	2:14.8	-	-	-	-	-	-	-	-
1974	Charlotte Bradley	MEX	2:04.55	-	-	-	-	-	-	-	-
1978	Aurelia Pentón	CUB	2:01.38	Charlotte Bradley	MEX	4:30.78	-	-	-	-	-
1982	Nery McKeen	CUB	2:04.22	Angelita Lind	PUR	4:25.94	Sergia Martínez	CUB	9:37.32	-	-
1986	Ana Quirot	CUB	1:59.00	Angelita Lind	PUR	4:18.67	Fabiola Rueda	COL	9:30.25	-	-
1990	Ana Quirot	CUB	2:04.85	Letitia Vriesde	SUR	4:26.28	Maricarmen Díaz	MEX	9:30.09	-	-
1993	Letitia Vriesde	SUR	2:04.28	Letitia Vriesde	SUR	4:18.45	Isabel Juárez	MEX	9:16.27	-	-
1998	Letitia Vriesde	SUR	2:00.24	Mardrea Hyman	JAM	4:27.03	Nora Rocha	MEX	16:43.48	-	-
2002	Letitia Vriesde	SUR	2:04.50	Dulce Rodríguez	MEX	4:18.91	Dulce Rodríguez	MEX	16:38.92	-	-
2006	Zulia Calatayú	CUB	2:05.26	Rosibel García	COL	4:18.29	Bertha Sánchez	COL	16:17.13	-	-
2010	Rosibel García	COL	2:03.77	Rosibel García	COL	4:21.17	Beverly Ramos	PUR	16:09.82	-	-
2014	Rose M. Almanza	CUB	2:00.79	Muriel Coneo	COL	4:14.84	Brenda Flores	MEX	16:02.64	-	-

10,000 Metres				Marathon				3000 Metres Steeplechase		
1986	Genevova Domínguez	MEX	36:24.39	Naydi Nazario	PUR	2:55:44	-			
1990	Maricarmen Díaz	MEX	35:27.68	Flora Moreno	MEX	2:47:38	-			
1993	Maricarmen Díaz	MEX	34:49.67	Emma Cabrera	MEX	2:42:29	-			
1998	Adriana Fernández	MEX	34:04.16	Emma Cabrera	MEX	2:57:49	-			
2002	-			Isabel Orellana	MEX	2:54:14	-			
2006	-			Maria Elena Valencia	MEX	2:45:49	-			
2010	Yolanda Caballero	COL	34:50.58	Marisol Romero	MEX	2:44:30	Beverly Ramos	PUR	9:59.03	
2014	Brenda Flores	MEX	35:54.44	Margarita Hernández	MEX	2:41:16	Ángela Figueroa	COL	10:05.25	

80/100 Metres Hurdles				400 Metres Hurdles				High Jump		
1938	Nola Thorne	PAN	13.3	-			Lilia Wilson	PAN	1.41	
1946	Josefine Lewis	PAN	12.5	-			Carmen Phipps	JAM	1.54	
1950	Kathleen Searchwell	JAM	12.1w	-			Ruth Beckett	JAM	1.61	
1954	Amalia Yubi	MEX	12.3	-			Kathleen Russell	JAM	1.50	
1959	Guillermina Peña	MEX	12.87	-			Benilde Ascanio	VEN	1.43	
1962	Bertha Díaz	CUB	11.1	-			Brenda Archer	GUY	1.53	
1966	Carmen Smith	JAM	11.1	-			Patsy Callender	BAR	1.65	
1970	Marlene Elejalde	CUB	13.9	-			Hilda Fabre	CUB	1.73	
1974	Marlene Elejalde	CUB	14.53	-			Lucia Duquet	CUB	1.74	
1978	Grisel Machado	CUB	13.31	-			Angela Carbonell	CUB	1.75	
1982	Grisel Machado	CUB	13.18	Sandra Farmer	JAM	58.15	Silvia Costa	CUB	1.90	
1986	Odalys Adams	CUB	13.50	Flora Hyacinth	ISV	57.55	Silvia Costa	CUB	1.96	
1990	Aliuska López	CUB	12.94	Elsa Jiménez	CUB	57.59	Carmen García	CUB	1.87	
1993	Aliuska López	CUB	13.46	Lency Montelier	CUB	57.61	Cancelled			
1998	Dionne Rose	JAM	12.64	Deon Hemmings	JAM	54.30	Juana Arrendel	DOM	1.90	
2002	Dionne Rose-Henley	JAM	13.67	Yvonne Harrison	PUR	57.39	Juana Arrendel	DOM	1.97	
2006	Anay Tejeda	CUB	12.86	Daimí Pernía	CUB	55.32	Juana Arrendel	DOM	1.93	
2010	Aleesha Barber	TTO	13.09	Nickiesha Wilson	JAM	55.40	Levern Spencer	LCA	1.94	
2014	Lina Flores	COL	13.19	Zudikey Rodriguez	MEX	56.79	Levern Spencer	LCA	1.89	

Pole Vault				Long Jump				Triple Jump		
1962	-			Bertha Díaz	CUB	5.50	-			
1966	-			Irene Martínez	CUB	5.87	-			
1970	-			Marcia Garbey	CUB	6.60	-			
1974	-			Marcia Garbey	CUB	6.48	-			
1978	-			Shonel Ferguson	BAH	6.41	-			
1982	-			Eloina Echevarría	CUB	6.53	-			
1986	-			Eloina Echevarría	CUB	6.61	-			
1990	-			Niurka Montalvo	CUB	6.58	-			
1993	-			Niurka Montalvo	CUB	6.37	Niurka Montalvo	CUB	13.57	
1998	Alejandra Meza	MEX	3.70	Flora Hyacinth	ISV	6.57	Yamilé Aldama	CUB	14.34	
2002	Milena Agudelo	COL	3.90	María Espencer	DOM	6.20	María Espencer	DOM	13.57	
2006	Marjorie Sánchez	CUB	4.10	Yudelkis Fernández	CUB	6.37	Mabel Gay	CUB	14.20	
2010	Keisa Monterola	VEN	4.20	Rhonda Watkins	TTO	6.67	Kimberly Williams	JAM	14.23	
2014	Yarisley Silva	CUB	4.60	Chantel Malone	IVB	6.46	Caterine Ibarguén	COL	14.57	

Shot Put				Discus Throw				Hammer Throw		
1938	-			Rebecca Coldberg	PUR	27.81	-			
1946	-			Judith Caballero	PAN	30.17	-			
1950	-			Concepción Villanueva	MEX	33.96	-			
1954	-			Alejandrina Herrera	CUB	37.18	-			
1959	-			Lili Schulter	MEX	40.79	-			
1962	-			Caridad Agüero	CUB	43.75	-			
1966	Hilda Ramírez	CUB	12.72	Caridad Agüero	CUB	43.37	-			
1970	Grecia Hamilton	CUB	14.56	Carmen Romero	CUB	53.54	-			
1974	María Sarría	CUB	14.60	Carmen Romero	CUB	54.70	-			
1978	Hilda Ramírez	CUB	17.00	Carmen Romero	CUB	60.54	-			
1982	María Sarría	CUB	19.36	María Betancourt	CUB	63.76	-			
1986	Marcelina Rodríguez	CUB	17.22	Hilda Ramos	CUB	63.44	-			
1990	Belsy Laza	CUB	17.73	Bárbara Hechavarría	CUB	58.62	-			
1993	Hermínia Fernández	CUB	18.00	Bárbara Hechavarría	CUB	61.02	-			
1998	Yumileidi Cumbá	CUB	17.31	Bárbara Hechavarría	CUB	58.14	Aldenay Vasallo	CUB	61.46	
2002	Flor Vásquez	DOM	17.04	Luz Dary Castro	COL	55.11	Amarilis Alméstica	PUR	60.39	
2006	Yumileidi Cumbá	CUB	19.31	Yania Ferrales	CUB	59.70	Yipsi Moreno	CUB	70.22	
2010	Cleopatra Borel-Brown	TTO	18.76	María Cubillán	VEN	52.21	Johana Moreno	COL	66.98	
2014	Cleopatra Borel	TTO	18.99	Denia Caballero	CUB	64.47	Yipsi Moreno	CUB	71.35	

Javelin Throw			Pentathlon/Heptathlon			10/20 Kilometres Walk		
1938	Rebecca Coldberg	PUR 30.25	-	-	-	-	-	-
1946	Judith Caballero	PAN 38.04	-	-	-	-	-	-
1950	Judith Caballero	PAN 36.20	-	-	-	-	-	-
1954	Ana Mercedes Campos	ESA 38.82	-	-	-	-	-	-
1959	Bertha Chiu	MEX 35.21	-	-	-	-	-	-
1962	Hilda Ramírez	CUB 40.32	-	-	-	-	-	-
1966	Hilda Ramírez	CUB 39.34	-	-	-	-	-	-
1970	Tomasa Núñez	CUB 45.64	Marlene Elejalde	CUB 4534	-	-	-	-
1974	Tomasa Núñez	CUB 47.58	Francisca Janssen	AHO 4014	-	-	-	-
1978	María Colón	CUB 63.40	Elida Aveille	CUB 3636	-	-	-	-
1982	María Colón	CUB 62.80	Elida Aveille	CUB 5579	-	-	-	-
1986	María Colón	CUB 67.00	Caridad Balcindes	CUB 5313	María Colín	MEX 50:43.62	-	-
1990	Herminia Bouza	CUB 57.74	Zorobabelia Córdoba	COL 5647	Graciela Mendoza	MEX 49:09.45	-	-
1993	Isel López	CUB 61.48	Magalys García	CUB 5903	María Colín	MEX 47:58	-	-
1998	Sonia Bisset	CUB 66.67	Magalys García	CUB 5888	Graciela Mendoza	MEX 46:30.16	-	-
2002	Zuleima Araméndiz	COL 56.63	Francia Manzanillo	DOM 5279	Victoria Palacios	MEX 1:36:16	-	-
2006	Sonia Bisset	CUB 63.30	Yuleidis Limonta	CUB 5952	Cristina Lopez	ESA 1:38:26	-	-
2010	Kateema Riettie	JAM 53.77	Peaches Roach	JAM 5780	Sandra Galvis	COL 1:38:27	-	-
2014	Flor Dennis Ruiz	COL 63.80	Yorgelis Rodríguez	CUB 5984	Mirna Ortiz	GUA 1:35:43	-	-

4 x 100 Metres Relay			4 x 400 Metres Relay		
1938	Panama	51.3	-	-	-
1946	Panama	49.1	-	-	-
1950	Jamaica	48.9	-	-	-
1954	Panama	47.49	-	-	-
1959	Panama	50.51	-	-	-
1962	Jamaica	47.0	-	-	-
1966	Jamaica	46.2	-	-	-
1970	Cuba	44.7	-	-	-
1974	Cuba	44.90	-	-	-
1978	Cuba	44.37	Cuba	3:31.34	-
1982	Trinidad	44.86	Cuba	3:35.22	-
1986	Cuba	44.55	Cuba	3:33.60	-
1990	Cuba	44.54	Cuba	3:26.27	-
1993	Cuba	44.59	Cuba	3:31.27	-
1998	Cuba	43.89	Cuba	3:29.65	-
2002	Colombia	45.34	Mexico	3:31.24	-
2006	Cuba	43.29	Mexico	3:29.92	-
2010	Colombia	43.63	Jamaica	3:32.31	-
2014	Venezuela	43.53	Cuba	3:29.69	-

CENTRAL AMERICAN & CARIBBEAN CHAMPIONSHIPS

Venues - 1967: Xalapa, MEX; 1969: La Habana; 1971: Kingston; 1973: Maracaibo; 1975: Ponce; 1977: Xalapa; 1979: Guadalajara; 1981: Santo Domingo; 1983: La Habana; 1985: Nassau; 1987: Caracas; 1989: San Juan; 1991: Xalapa; 1993: Cali; 1995: Ciudad de Guatemala; 1997: San Juan; 1999: Bridgetown; 2001: Guatemala City; 2003: St. George's; 2005: Nassau; 2008: Cali; 2009: Havana; 2011: Mayagüez; 2013: *Morelia*. Non-championship events are shown in italics below

MEN

100 Metres			200 Metres			400 Metres		
1967	Hermes Ramírez	CUB 10.5	Hermes Ramírez	CUB 21.6	Juan Franceschi	PUR 47.1		
1969	Hermes Ramírez	CUB 10.4	Hermes Ramírez	CUB 21.0	Juan Franceschi	PUR 47.0		
1971	Donald Quarrie	JAM 10.2	Donald Quarrie	JAM 20.6	Alfred Daley	JAM 46.6		
1973	Donald Quarrie	JAM 10.2	Donald Quarrie	JAM 20.1w	Alberto Juantorena	CUB 46.4		
1975	Charles Joseph	TTO 10.7	Donald Quarrie	JAM 21.5	Mike Sands	BAH 46.6		
1977	Haseley Crawford	TTO 10.38	Silvio Leonard	CUB 20.70	Seymour Newman	JAM 45.66		
1979	Guy Abrahams	PAN 10.37	Floyd Brown	JAM 21.30	Colin Bradford	JAM 46.41		
1981	Colin Bradford	JAM 10.30	Juan Núñez	DOM 20.82	Bert Cameron	JAM 45.05		
1983	Juan Núñez	DOM 10.16	Juan Núñez	DOM 20.65	Lázaro Martínez	CUB 45.91		
1985	Andrés Simón	CUB 10.22	Leandro Peñalver	CUB 20.56	Roberto Hernández	CUB 45.34		
1987	Juan Núñez	DOM 10.22	Clive Wright	JAM 20.64	Elvis Forde	BAR 45.63		
1989	Joel Isasi	CUB 10.33	Edgardo Guilbe	PUR 20.53	Roberto Hernández	CUB 44.84		
1991	John Mair	JAM 10.56	Wendell Dobson	JAM 21.22	Seymour Fagan	JAM 46.11		
1993	Obadele Thompson	BAR 10.30w	Andrew Tynes	BAH 20.50w	Greg Haughton	JAM 45.35		
1995	Obadele Thompson	BAR 10.18	Obadele Thompson	BAR 20.49	Eswort Coombs	VIN 45.29		
1997	Luis Pérez Rionda	CUB 10.28	Iván García	CUB 20.38	Danny McFarlane	JAM 45.47		
1999	Obadele Thompson	BAR 10.23	Chris Williams	JAM 20.40w	Michael McDonald	JAM 45.21		

2001	Kim Collins	SKN	10.04	Kim Collins	SKN	20.55	Danny McFarlane	JAM	45.20
2003	Kim Collins	SKN	10.13	Dominic Demeritte	BAH	20.43	Alleyne Francique	GRN	45.27
2005	Darrel Brown	TTO	10.02	Usain Bolt	JAM	20.03	Lansford Spence	JAM	45.29
2008	Darrel Brown	TTO	10.12	Emmanuel Callander	TTO	20.69	Rennie Quow	TTO	45.27
2009	Emmanuel Callender	TTO	10.08	Nickel Ashmeade	JAM	20.54	William Collazo	CUB	44.96
2011	Keston Bledman	TTO	10.05	Michael Mathieu	BAH	20.60	Rennie Quow	TTO	45.44
2013	Andrew Fisher	JAM	10.14	Antoine Adams	SKN	20.13	Jarrin Solomon	TTO	45.54

800 Metres

1967	Federico Vera	MEX	1:51.3
1969	Luis Dubouchet	CUB	1:50.1
1971	Byron Dyce	JAM	1:49.7
1973	Leandro Civil	CUB	1:49.8
1975	Byron Dyce	JAM	1:58.1
1977	Seymour Newman	JAM	1:46.13
1979	Owen Hamilton	JAM	1:48.2
1981	Alberto Juantorena	CUB	1:47.59
1983	Bárbaro Serrano	CUB	1:47.67
1985	Reuben Bayley	BAR	1:48.93
1987	William Wuyke	VEN	1:49.1
1989	Jorge Rosales	CUB	1:50.24
1991	Stephen Roberts	BAR	1:49.63
1993	Alain Miranda	CUB	1:47.29
1995	Mario Watson	JAM	1:46.88
1997	Norberto Téllez	CUB	1:47.78
1999	Ian Roberts	GUY	1:46.85
2001	Norberto Téllez	CUB	1:46.51
2003	Sherriдан Kirk	TTO	1:49.10
2005	Geyman López	JAM	1:47.64
2008	Andy González	CUB	1:46.11
2009	Yeimer López	CUB	1:45.56
2011	Andy González	CUB	1:48.15
2013	Andy González	CUB	1:49.54

1500 Metres

Ricardo Palomares	MEX	3:59.2
Sergio González	MEX	3:52.2
Byron Dyce	JAM	3:46.8
Tony Colón	PUR	3:45.9
Carlos Martínez	MEX	3:45.9
Luis Medina	CUB	3:46.71
Ignacio Melecio	MEX	3:48.1
Edgardo Castro	MEX	3:43.3
Ignacio Melecio	MEX	3:46.66
Rafael Martínez	MEX	3:43.81
Raúl Mesa	CUB	3:46.17
Linton McKenzie	JAM	3:41.27
Linton McKenzie	JAM	3:48.83
Ricardo Herrera	MEX	3:47.6
José G. López	VEN	3:50.5
Héctor Torres	MEX	3:47.23
Rodolfo Gómez	MEX	3:46.74
Salvador Miranda	MEX	3:46.78
Juan Luis Barrios	MEX	3:44.78
Maury Castillo	CUB	3:47.89
Isaias Haro	MEX	3:45.15
Eduard Villanueva	VEN	3:42.23
Nico Herrera	VEN	3:44.92
Christopher Sandoval	MEX	3:52.94

5000 Metres

Concepción Salinas	MEX	15:02.6
Sergio González	MEX	14:59.4
Héctor Ortiz	PUR	14:25.6
Víctor Mora	COL	14:04.2
Luis Hernández	MEX	15:04.7
Rodolfo Gómez	MEX	14:04.9
José Gómez	MEX	14:27.4
Edgardo Castro	MEX	14:08.88
Gerardo Alcalá	MEX	14:11.91
Francisco Pacheco	MEX	13:53.30
Pablo Cerón	MEX	14:06.20
Armando Quintanilla	MEX	14:10.00
Armando Quintanilla	MEX	14:17.00
Herder Vásquez	COL	14:09.3
Sergio Jiménez	MEX	14:32.68
Herder Vásquez	COL	14:07.71
Fidencio Torres	MEX	14:20.19
Teodoro Vega	MEX	14:00.46
<i>Eduardo Rojas</i>	<i>MEX</i>	<i>14:29.88</i>
Juan Luis Barrios	MEX	14:22.57
Isaias Haro	MEX	14:35.81
José Sánchez	CUB	14:23.73
José Antonio Uribe	MEX	14:08.10
Juan Luis Barrios	MEX	14:08.19

10,000 Metres

1967	Juan Martínez	MEX	30:33.6
1969	Sergio González	MEX	31:13.3
1971	Valentín Robles	MEX	31:32.0
1973	Victor Mora	COL	29:56.4
1975	Rodolfo Gómez	MEX	30:05.9
1977	Domingo Tibađuiza	COL	30:17.4
1979	Virgilio Herrera	GUA	31:42.8
1981	Silvio Salazar	COL	29:48.13
1983	Gerardo Alcalá	MEX	31:05.86
1985	Jesús Herrera	MEX	29:56.3
1987	Rafael Zepeda	MEX	29:46.62
1989	Salvador Parra	MEX	29:29.73
1991	Dionicio Cerón	MEX	29:28.81
1993	Herder Vásquez	COL	29:10.8
1995	Marcos Vila	MEX	29:44.16
1997	Herder Vásquez	COL	30:21.94
1999	Juan Díaz	VEN	31:06.88
2001	Isaac Gómez	MEX	30:40.96
2003	Eduardo Rojas	MEX	29:37.08
2005	Aguelmis Rojas	CUB	30:14.75
2008	William Naranjo	COL	29:30.29
2009	Liván Luque	CUB	29:55.16
2011	Juan Carlos Romero	MEX	28:54.06
2013	Juan Carlos Romero	MEX	30:11.84

Half Marathon/Marathon

Juan Martínez	MEX	71:02
Pablo Garrido	MEX	68:53
-	-	-
Carlos Hernández	MEX	67:52
Rafael Pérez	CRC	66:32
Mario Cueva	MEX	1:26:24 ^{30km}
Radamés González	CUB	2:23:15
Victor Mora	COL	2:58:51
Claudio Caban	PUR	2:38:18
Alfredo Bolívar	VEN	73:26
Salvador García	MEX	67:56
not available	-	-
Marcelino Cristiano	MEX	62:11
José Molina	CRC	65:29
Victor Rodríguez	MEX	67:07
-	-	-
Procopio Franco	MEX	66:33
Pamenos Ballantyne	VIN	69:14
-	-	-
-	-	-
Luis Rivera	PUR	68:38
-	-	-

3000 Metres Steeplechase

Carlos Vargas	MEX	9:19.2
Antonio Villanueva	MEX	9:04.0
Lucirio Garrido	VEN	8:58.6
Antonio Villanueva	MEX	8:49.4
Demetrio Cabanillos	MEX	9:28.4
Carlos Martínez	MEX	8:51.0
Demetrio Cabanillos	MEX	9:18.6
Daniel Londa	MEX	8:48.50
Cesar Santiago	PUR	8:48.8
Juan Ramón Conde	CUB	8:36.8
Juan Ramón Conde	CUB	8:42.38
Juan Ramón Conde	CUB	8:48.13
Adalberto Vélez	MEX	9:00.20
Gustavo Castillo	MEX	8:49.96
Rubén García	MEX	8:52.91
Félix Ladera	VEN	8:48.85
Salvador Miranda	MEX	8:42.45
Salvador Miranda	MEX	8:50.36
Alex Greaux	PUR	8:39.68
Alex Greaux	PUR	8:56.15
José Sánchez	CUB	8:53.24
José Sánchez	CUB	8:30.08
Luis Ibarra	MEX	8:55.86
Javier Quintana	MEX	9:17.56

110 Metres Hurdles

1967	Juan Morales	CUB	14.6
1969	Juan Morales	CUB	14.4
1971	Juan Morales	CUB	13.8
1973	Juan Morales	CUB	13.7
1975	-	-	-
1977	Alejandro Casañas	CUB	13.55
1979	Rafael Echevarría	CUB	13.93
1981	Alejandro Casañas	CUB	13.85
1983	Alejandro Casañas	CUB	13.61
1985	Alejandro Casañas	CUB	13.68

400 Metres Hurdles

Salvador Medina	MEX	52.3
Miguel Olivera	CUB	53.9
Juan M. García	CUB	52.1
Julio Ferrer	PUR	51.9
Ivan Mangual	PUR	50.9
Alfonso Damaso	CUB	51.77
Julio Ferrer	PUR	51.4
Jorge Batista	CUB	50.58
David Charlton	BAH	50.07
Jesús Aguilaosocho	MEX	49.81

High Jump

Teodoro Palacios	GUA	2.05
Miguel Duranona	CUB	1.95
Pedro Yeque	VEN	1.98
Richard Spencer	CUB	2.06
Cristóbal de León	DOM	2.05
Richard Spencer	CUB	2.15
Jorge Alfaro	CUB	2.17
Francisco Centelles	CUB	2.22
Jorge Alfaro	CUB	2.25
Javier Sotomayor	CUB	2.30

1987	Jacinto Alvarez	CUB	13.83	Winthrop Graham	JAM	49.58	Nick Saunders	BER	2.26
1989	Emilio Valle	CUB	13.48	Domingo Cordero	PUR	50.22	Javier Sotomayor	CUB	2.44
1991	Anthony Knight	JAM	14.29	Domingo Cordero	PUR	49.12	Carlos Arzuaga	PUR	2.11
1993	Erik Batte	CUB	13.84w	José R. Pérez	CUB	50.00	Gilmar Mayo	COL	2.15
1995	Erik Batte	CUB	13.49	José R. Pérez	CUB	49.2	Marino Drake	CUB	2.21
1997	Erik Batte	CUB	13.70	Dinsdale Morgan	JAM	49.28	Gilmar Mayo	COL	2.25
1999	Steve Brown	TTO	13.44	Victor Houston	BAR	50.23	Julio Luciano	DOM	2.23
2001	Maurice Wignall	JAM	13.76	Mario Watts	JAM	49.31	Henderson Dotton	BAR	2.20
2003	<i>Hugh Henry</i>	<i>BAR</i>	<i>13.85</i>	Greg Little	JAM	50.04	Lisvany Pérez	CUB	2.21
2005	Yoel Hernández	CUB	13.32w	Dean Griffiths	JAM	48.99	Victor Moya	CUB	2.26
2008	Shamar Sands	BAH	13.32w	Isa Phillips	JAM	49.98	Victor Moya	CUB	2.25
2009	Dayron Robles	CUB	13.18w	Javier Culson	PUR	48.51	James Grayman	ANT	2.19
2011	Eric Keddo	JAM	13.49	Leford Green	JAM	49.03	Trevor Barry	BAH	2.28
2013	Shane Brathwaite	BAR	13.70	Emanuel Mayers	TTO	49.72	Ryan Ingraham	BAH	2.25

Pole Vault

1967	Rolando Cruz	PUR	4.50
1969	Roberto Moré	CUB	4.52
1971	Roberto Moré	CUB	4.80
1973	Jorge Palacios	CUB	4.85
1975	Augusto Perdomo	CUB	4.70
1977	Roberto Moré	CUB	4.93
1979	Rubén Camino	CUB	5.05
1981	Rubén Camino	CUB	5.00
1983	Edgardo Rivera	PUR	5.20
1985	Rubén Camino	CUB	5.20
1987	Miguel Saldarriaga	CHI	5.05
1989	Angel García	CUB	4.95
1991	Edgar Díaz	PUR	5.39
1993	Angel García	CUB	5.60
1995	Angel García	CUB	5.40
1997	Alberto Manzano	CUB	5.40
1999	Dominic Johnson	LCA	5.61
2001	Dominic Johnson	LCA	5.20
2003	<i>Giovanni Lanaro</i>	<i>MEX</i>	<i>5.30</i>
2005	Lázaro Borges	CUB	4.80
2008	Lázaro Borges	CUB	5.50
2009	David Díaz	PUR	5.00
2011	Cristian Sánchez	MEX	5.50
2013	Raúl Ríos	MEX	5.10

Long Jump

Abelardo Pacheco	CUB	7.49
Ernesto Boy	CUB	7.46
George Swanson	TTO	7.43
Milan Matos	CUB	7.68
George Swanson	TTO	7.48
David Giral	CUB	7.96
Rey Quiñones	PUR	7.70
Ubaldo Duany	CUB	7.76
Juan Ortiz	CUB	8.04
Jaime Jefferson	CUB	8.13
Ray Quiñones	PUR	8.01
Jaime Jefferson	CUB	7.96
Elmer Williams	PUR	7.94
Elmer Williams	PUR	7.96
Elmer Williams	PUR	7.67
Iván Pedroso	CUB	8.54w
Craig Hepburn	BAR	7.75
Kareem Streete-Thompson	CAY	7.97
Kareem Streete-Thompson	CAY	8.12w
Leevan Sands	BAH	8.13
Wilfredo Martínez	CUB	8.31
Osbourne Moxey	BAH	7.96
Tyrone Smith	BER	8.06
Alberto Alvarez	MEX	7.85

Triple Jump

José Hernández	CUB	15.54
José Hernández	CUB	15.60
Pedro Pérez	CUB	15.94
Juvenal Pérez	CUB	15.79
Juan Velázquez	CUB	16.11
Carmelo Martínez	CUB	16.22
Ricardo Goltizolo	CUB	15.97
Steve Hanna	BAH	16.76
Jorge Reyna	CUB	16.95
Steve Hanna	BAH	17.07
Hector Marquetti	CUB	16.91
Jorge Reyna	CUB	17.12
Wendell Lawrence	BAH	16.79
Sergio Saavedra	VEN	16.89
Jérôme Romain	DMA	16.80
Jérôme Romain	DMA	17.53w
Brian Wellman	BER	16.36
Brian Wellman	BER	17.24
Leevan Sands	BAH	17.16
Yoandri Betanzos	CUB	17.33w
Leevan Sands	BAH	17.29
David Girat	CUB	17.46
Samyr Laine	HAI	17.09
Yordanis Durañona	DMA	16.45

Shot Put

1967	Fidel Estrada	CUB	16.42
1969	Benigno Hodelín	CUB	15.78
1971	Benigno Hodelín	CUB	15.76
1973	José Carreño	VEN	15.94
1975	Pedro Serrano	PUR	15.68
1977	Julián Mejías	CUB	17.50
1979	Nicolás Hernández	CUB	18.48
1981	Luis Mariano Delís	CUB	19.36
1983	Paul Mena	CUB	17.76
1985	Paul Mena	CUB	18.98
1987	Narciso Boue	CUB	18.15
1989	Jorge Montenegro	CUB	17.49
1991	Francisco Ball	PUR	17.50
1993	Carlos Fandiño	CUB	19.04
1995	Yojer Medina	VEN	18.46
1997	Yojer Medina	VEN	18.11
1999	Dave Stoute	TTO	16.39
2001	Yojer Medina	VEN	18.86
2003	Yojer Medina	VEN	19.12
2005	Dorian Scott	JAM	20.21
2008	Alexis Paumier	CUB	19.60
2009	Carlos Véliz	CUB	20.10
2011	O'Dayne Richards	JAM	19.16
2013	O'Dayne Richards	JAM	20.97

Discus Throw

Bárbaro Cañizares	CUB	52.96
Bárbaro Cañizares	CUB	54.70
Bárbaro Cañizares	CUB	55.50
Julián Morrinson	CUB	57.58
Javier Moreno	CUB	53.24
Julián Morrinson	CUB	60.82
José Santa Cruz	CUB	62.48
Luis Mariano Delís	CUB	64.38
Brad Cooper	BAH	63.26
Luis Mariano Delís	CUB	66.50
Roberto Moya	CUB	60.10
Roberto Moya	CUB	62.12
Herbert Rodríguez	ESA	46.46
Frank Vicet	CUB	55.26
Frank Vicet	CUB	57.70
Alexis Elizalde	CUB	64.28
Kevin Brown	JAM	56.02
Michel Hemmings	CUB	57.69
Alfredo Romero	PUR	54.09
Yunio Lastré	CUB	60.10
Jorge Fernández	CUB	58.60
Jorge Fernández	CUB	61.79
Jason Morgan	JAM	60.20
Chad Wright	JAM	60.79

Hammer Throw

Enrique Samuells	CUB	66.06
Víctor Suárez	CUB	56.10
Víctor Suárez	CUB	56.54
Victor Suárez	CUB	62.50
Victor Suárez	CUB	62.36
-		
Alfredo Guillot	CUB	62.10
Alfredo Guillot	CUB	58.34
Genovevo Morejón	CUB	67.60
Alejandro Labardesque	CUB	63.90
Vicente Sánchez	CUB	69.86
René Díaz	CUB	62.90
Guillermo Guzmán	MEX	64.58
Alberto Sánchez	CUB	74.98
Yosvany Suárez	CUB	69.68
Alberto Sánchez	CUB	72.10
-		
Yosmel Monte	CUB	69.24
<i>Yosvany Suárez</i>	<i>CUB</i>	<i>69.59</i>
Yosvany Suárez	CUB	69.47
Noleysi Vicet	CUB	71.61
Roberto Janet	CUB	73.80
Roberto Janet	CUB	71.65
Roberto Sawyers	CRC	68.92

Javelin Throw

1967	Francisco Mena	CUB	69.60
1969	Salomón Robins	MEX	69.98

Pentathlon/Decathlon

Francisco Mena	CUB	3440
Jesús Mirabal	CUB	6492

10/20 Kilometres/20,000 Metres Walk

José Pedraza	MEX	1:46:31
Pascual Ramirez	MEX	1:39:57

1971	Juan Jarvis	CUB	77.20	Orlando Pedroso	CUB	6779	Lucas Lara	CUB	47:20.2
1973	Raúl Fernández	CUB	74.90	Jesús Mirabal	CUB	7315	-		
1975	Reynaldo Patterson	CUB	69.84	abandoned after 1st day			Enrique Vera	MEX	1:48:34
1977	Juan Jarvis	CUB	77.54	Rigoberto Salazar	CUB	7207	Daniel Bautista	MEX	1:29:36
1979	Reynaldo Patterson	CUB	82.24	Carlos Palacios	CUB	6882	Felix Gómez	MEX	1:28:21
1981	Reynaldo Patterson	CUB	75.28	Roberto Salazar	CUB	7181	Felix Gómez	MEX	1:30:12
1983	Reynaldo Patterson	CUB	79.76	Pedro Herrera	CUB	7358	David Castro	CUB	1:29:44
1985	Reynaldo Patterson	CUB	79.20	Sydney Cartwright	BAH	7000	Ernesto Canto	MEX	1:28:26
1987	Luis Lucumi	COL	72.46	Miguel Valle	CUB	7586	Carlos Ramones	VEN	1:34:34
1989	Ramón González	CUB	78.64	Antonio Greene	BAH	7421	Martín Bermúdez	MEX	1:28:11
1991	Juan de la Garza	MEX	75.78	José Román	PUR	6438	Alberto Cruz	MEX	1:27:09
1993	Luis Lucumi	COL	73.54	Raúl Duany	CUB	7749	Héctor Moreno	COL	1:24:31
1995	Isbel Luaces	CUB	74.78	Eugenio Balanqué	CUB	7719	Jorge Segura	MEX	1:25:08
1997	Emeterio González	CUB	81.66	Eugenio Balanqué	CUB	7633	Julio Martínez	GUA	1:26:24.40
1999	Trevor Modeste	GRN	63.92	-			Noe Hernández	MEX	1:20:49
2001	Manuel Fuenmayor	VEN	68.73	Maurice Smith	JAM	7755	Luis García	MEX	1:25:44
2003	Manuel Fuenmayor	VEN	72.35	Yonelvis Aguila	CUB	7337	Julio Martínez	GUA	1:22:07 ^{18km}
2005	Emeterio González	CUB	76.44	Claston Bernard	JAM	7877	Julio Martínez	GUA	1:30:38.07
2008	Aniel Boue	CUB	74.98	Yosley Azcuy	CUB	7408	James Rendón	COL	1:25:22.67
2009	Guillermo Martínez	CUB	82.16	Leonel Suárez	CUB	8654	Walter Sandoval	ESA	1:33:10
2011	Guillermo Martínez	CUB	81.55	Marcos Sánchez	PUR	7397	Allan Segura	CRC	1:28:56.08
2013	Carlos Armenta	MEX	72.49	Rodrigo Armando Sagaon	MEX	7011	Jorge Alejandro Martínez	MEX	1:27:27

50 Kilometres Walk

1967	-								
1969	-								
1971	-								
1973	-								
1975	-								
1977	-								
1979	-								
1981	-								
1983	Arturo Bravo	MEX	4:21:01						
1985	Martín Bermúdez	MEX	4:22:33						
1987	-								
1989	-								
1991	-								
1993	-								
1995	-								
1997	-								
1999	-								
2001	-								
2003	-								
2005	-								
2008	-								
2009	-								
2011	-								
2013	-								

4 x 100 Metres Relay

	Cuba	40.3
	Jamaica	42.2
	Jamaica	39.2
	Jamaica	39.9
	Jamaica	40.6
	Cuba	39.86
	Dominican Republic	40.02
	Jamaica	39.30
	Cuba	39.81
	Cuba	39.17
	Jamaica	39.45
	Jamaica	39.51
	Mexico	39.99
	Bahamas	39.33
	Cuba	39.07
	Cuba	39.18
	Barbados	39.75
	Bahamas	39.27
	Trinidad & Tobago	39.05
	Trinidad & Tobago	38.47
	Trinidad & Tobago	38.54
	Trinidad & Tobago	38.73
	Jamaica	38.81
	Bahamas	38.77

4 x 400 Metres Relay

	Mexico	3:16.0
	Cuba	3:13.1
	Jamaica	3:09.0
	Jamaica	3:09.4
	-	
	Cuba	3:09.24
	Jamaica	3:05.0
	Jamaica	3:06.95
	Cuba	3:05.12
	Cuba	3:03.38
	Jamaica	3:03.54
	Cuba	3:04.90
	Barbados	3:06.08
	Jamaica	3:02.57
	Jamaica	3:04.53
	Jamaica	3:01.42
	Bahamas	3:03.76
	Jamaica	3:00.83
	Bahamas	3:02.56
	Bahamas	3:01.08
	Cuba	3:02.10
	Cuba	3:03.26
	Bahamas	3:01.33
	Trinidad & Tobago	3:02.19

WOMEN**100 Metres**

1967	Cristina Hechevarría	CUB	11.5
1969	Miguelina Cobián	CUB	11.6
1971	Fulgencia Romay	CUB	11.6
1973	Silvia Chivás	CUB	11.4
1975	Debbie Jones	BER	11.85
1977	Silvia Chivás	CUB	11.53
1979	Lelieth Hodges	JAM	11.64
1981	Lelieth Hodges	JAM	11.38
1983	Luisa Ferrer	CUB	11.52
1985	Merlene Ottey	JAM	11.18
1987	Amparo Caicedo	COL	11.75
1989	Pauline Davis	BAH	11.25
1991	Cheryl Phillips	JAM	11.83
1993	Miriam Ferrer	CUB	11.42 ^w
1995	Heather Samuel	ANT	11.31
1997	Debbie Ferguson	BAH	11.29
1999	Katia Benth	French Guiana	11.47
2001	Liliana Allen	MEX	11.32
2003	Fana Ashby	TTO	11.32

200 Metres

	Miguelina Cobián	CUB	23.9
	Miguelina Cobián	CUB	23.8
	Fulgencia Romay	CUB	23.6
	Silvia Chivás	CUB	23.5
	Lorna Forde	BAR	24.24
	Silvia Chivás	CUB	23.82
	Merlene Ottey	JAM	23.44
	Jaqueline Pusey	JAM	23.35
	Luisa Ferrer	CUB	23.38
	Merlene Ottey	JAM	22.39
	Ester Petiton	CUB	23.67
	Grace Jackson	JAM	22.36
	Merlene Frazer	JAM	23.63
	Idalmis Bonne	CUB	23.22 ^w
	Nancy McLeon	CUB	22.97
	Idalmis Bonne	CUB	23.24
	Katia Benth	French Guiana	22.87
	Cydonie Mothersill	CAY	22.54
	Cydonie Mothersill	CAY	22.45

400 Metres

	Aurelia Pentón	CUB	57.4
	Carmen Trustée	CUB	55.2
	Marilyn Neufville	JAM	53.5
	Aurelia Pentón	CUB	53.5
	Helen Blake	JAM	54.71
	Beatriz Castillo	CUB	52.76
	Debbie Byfield-White	JAM	54.29
	Jaqueline Pusey	JAM	52.62
	Ana Quirot	CUB	52.89
	Ana Quirot	CUB	50.96
	Norfalia Carabalí	COL	51.70
	Ana Quirot	CUB	50.63
	Cathy Rattray	JAM	53.37
	Norfalia Carabalí	COL	51.33
	Idalmis Bonne	CUB	50.95
	Julia Duporty	CUB	51.96
	Vernetta Lesforis	LCA	52.21
	Michelle Burgher	JAM	53.04
	Hazel-Ann Regis	GRN	51.56

2005	Chandra Sturrup	BAH	11.02	Cydonie Mothersill	CAY	22.26w	Tonique Williams-Darling	BAH	50.97
2008	Chandra Sturrup	BAH	11.20	Debbie Ferguson McKenzie	BAH	22.78	Indira Terrero	CUB	50.98
2009	Tahesia Harrigan	IVB	11.21	Virgil Hodge	SKN	23.41	Indira Terrero	CUB	51.64
2011	Semy Hackett	TTO	11.27	Nivea Smith	BAH	22.80	Sheerefa Lloyd	JAM	51.69
2013	Sheri-Ann Brooks	JAM	11.21	Kineke Alexander	VIN	23.00	Kadecia Baird	GUY	51.32

800 Metres

1967	Aurelia Pentón	CUB	2:24.1
1969	Carmen Trustée	CUB	2:12.2
1971	Carmen Trustée	CUB	2:14.6
1973	Charlotte Bradley	MEX	2:05.8
1975	Helen Blake	JAM	2:17.43
1977	Charlotte Bradley	MEX	2:07.46
1979	María C. Riveaux	CUB	2:09.0
1981	Angelita Lind	PUR	2:04.69
1983	Nery McKeen	CUB	2:04.26
1985	Ana Quirot	CUB	2:03.6
1987	Angelita Lind	PUR	2:04.87
1989	Ana Quirot	CUB	2:02.24
1991	Angelita Lind	PUR	2:05.96
1993	Inez Turner	JAM	2:07.48
1995	Ana Quirot	CUB	2:01.79
1997	Ana Quirot	CUB	1:59.01
1999	Charmaine Howell	JAM	2:03.85
2001	Yanelis Lara	CUB	2:01.86
2003	Neisha Bernard-Thomas	GRN	2:04.12
2005	Neisha Bernard-Thomas	GRN	2:01.07
2008	Rosibel García	COL	2:05.9
2009	Zulia Calatayud	CUB	2:01.63
2011	Gabriela Medina	MEX	2:01.50
2013	Natoya Goule	JAM	2:02.02

10,000 Metres

1985	Yolanda Veranes	CUB	36:56.4
1987	Isabel Juárez	MEX	35:06.2
1989	Araceli Salas	MEX	35:15.90
1991	Paola Carrera	MEX	35:02.10
1993	Stella Castro	COL	34:20.6
1995	Lucía Rendón	MEX	35:12.37
1997	Stella Castro	COL	34:34.67
1999	-	-	-
2001	América Mateos	MEX	34:42.91
2003	Yudelkis Martínez	CUB	34:29.05
2005	Yudelkis Martínez	CUB	34:53.50
2008	Bertha Sánchez	COL	35:16.36
2009	Yanisleidis Castillo	CUB	33:50.68
2011	-	-	-
2013	Kathya García	MEX	35:19.92

80/100 Metres Hurdles

1967	Marlene Elejalde	CUB	11.6
1969	Lourdes Jones	CUB	14.7
1971	Marlene Elejalde	CUB	13.7
1973	Marlene Elejalde	CUB	13.9
1975	-	-	-
1977	Grisel Machado	CUB	14.30
1979	Lorlee Giscombe	JAM	14.28
1981	Grisel Machado	CUB	13.72
1983	Grisel Machado	CUB	13.64
1985	Grisel Machado	CUB	13.43
1987	Sandra Tavárez	MEX	13.49
1989	Odalys Adams	CUB	13.01
1991	Gillian Russell	JAM	13.99
1993	Joyce Meléndez	PUR	13.24
1995	Oraídis Ramírez	CUB	13.27
1997	Aliuska López	CUB	13.19
1999	Gillian Russell	JAM	13.25
2001	Dainelky Pérez	CUB	13.31
2003	Delloreen Ennis-London	JAM	12.70
2005	Nadine Faustin	HAI	12.83
2008	Anay Tejeda	CUB	12.61

1500 Metres

-	-	-	-
Lucía Quiroz	MEX	4:34.2	-
Enriquetta Nava	MEX	4:26.3	-
Charlotte Bradley	MEX	4:34.09	-
Charlotte Bradley	MEX	4:29.65	-
Melquisés Fonseca	CUB	4:40.0	-
Sergia Martínez	CUB	4:26.72	-
Eloina Kerr	CUB	4:21.06	-
Angelita Lind	PUR	4:23.35	-
Milagros Rodríguez	CUB	4:29.34	-
Milagros Rodríguez	CUB	4:24.37	-
M ^a Luisa Servín	MEX	4:26.98	-
Isabel Juárez	MEX	4:23.94	-
Mardrea Hyman	JAM	4:31.74	-
Ana Quirot	CUB	4:18.00	-
Isabel Juárez	MEX	4:26.64	-
Yanelis Lara	CUB	4:32.37	-
Ashley Couper	BER	4:27.71	-
Yadira Vataille	CUB	4:26.43	-
Rosibel García	COL	4:24.62	-
Yadira Vataille	CUB	4:23.82	-
Sandra López	MEX	4:22.65	-
Brenda Flores	MEX	4:27.55	-

Half Marathon

-	-	-	-
-	-	-	-
-	-	-	-
-	-	-	-
-	-	-	-
Emma Cabrera	MEX	77:13	-
Stella Castro	COL	77:15	-
Kriscia García	ESA	86:25	-
Mariela González	CUB	78:33	-
Lourdes Cruz	PUR	1:31:50	-
-	-	-	-
Michelle Coira	PUR	81:07	-
-	-	-	-

200/400 Metres Hurdles

-	-	-	-
Lourdes Jones	CUB	28.0	-
Marlene Elejalde	CUB	28.0	-
Marcela Chivás	CUB	28.14	-
not available	-	-	-
Marcela Chivás	CUB	59.78	-
Mercedes Mesa	CUB	57.86	-
Alma Vázquez	MEX	59.57	-
Belkis Chávez	CUB	58.77	-
Belkis Chávez	CUB	58.82	-
Elsa Jiménez	CUB	58.03	-
Deon Hemmings	JAM	57.64	-
Debbie Parris	JAM	57.10	-
Lency Montelier	CUB	56.9	-
Andrea Blackett	BAR	56.64	-
Andrea Blackett	BAR	56.87	-
Yvonne Harrison	PUR	55.86	-
Allison Beckford	JAM	55.12	-
Debbie-Ann Parris	JAM	55.26	-
Josanne Lucas	TTO	56.55	-

3000/5000 Metres

-	-	-	-
-	-	-	-
-	-	-	-
-	-	-	-
Charlotte Bradley	MEX	10:00.61	-
Melquisés Fonseca	CUB	10:06.6	-
Sergia Martínez	CUB	9:47.26	-
Sergia Martínez	CUB	9:36.75	-
Santa Velázquez	MEX	9:35.1	-
Milagros Rodríguez	CUB	9:58.86	-
Maricarmen Díaz	MEX	9:34.00	-
M ^a Luisa Servín	MEX	9:28.02	-
Isabel Juárez	MEX	9:29.82	-
Adriana Fernández	MEX	16:34.3	-
Susana Díaz	MEX	16:31.87	-
-	-	-	-
América Mateos	MEX	16:27.59	-
-	-	-	-
Yudelkis Martínez	CUB	17:12.58	-
Nora Rocha	MEX	16:41.27	-
Yanisleidis Castillo	CUB	16:03.68	-
Marisol Romero	MEX	16:05.68	-
Marisol Romero	MEX	16:04.93	-

3000 Metres Steeplechase

-	-	-	-
-	-	-	-
-	-	-	-
-	-	-	-
-	-	-	-
-	-	-	-
-	-	-	-
-	-	-	-
Mardea Hyman	JAM	9:54.01	-
Ángela Figueroa	COL	10:18.23	-
Ángela Figueroa	COL	10:03.44	-
Korine Hinds	JAM	9:54.67	-
Azucena Rios	MEX	10:56.55	-

High Jump

Marcia Garbey	CUB	1.53
Hilda Fabrè	CUB	1.55
Audrey Reid	JAM	1.73
Andrea Cruce	JAM	1.71
Andrea Bruce	JAM	1.83
Angela Carbonell	CUB	1.75
Silvia Costa	CUB	1.80
Silvia Costa	CUB	1.85
Victoria Despaigne	CUB	1.78
Silvia Costa	CUB	1.88
Mazell Thomas	JAM	1.81
Silvia Costa	CUB	1.85
Cristina Fink	MEX	1.86
Gloria Lagoyette	COL	1.71
Carmen García	CUB	1.80
Niurka Lussón	CUB	1.81
Karen Beaulte	JAM	1.79
Lavern Spencer	LCA	1.80
Desiree Crichlow	BAR	1.81
Lavern Spencer	LCA	1.94
Lavern Spencer	LCA	1.91

2009	Anay Tejeda	CUB	12.95	Nickiesha Wilson	JAM	56.95	Levern Spencer	LCA	1.91
2011	Vonette Dixon	JAM	12.77	Andrea Sutherland	JAM	56.75	Levern Spencer	LCA	1.82
2013	Monique Morgan	JAM	13.25	Danielle Dowie	JAM	56.39	Levern Spencer	LCA	1.95

Pole Vault

1967	-		
1969	-		
1971	-		
1973	-		
1975	-		
1977	-		
1979	-		
1981	-		
1983	-		
1985	-		
1987	-		
1989	-		
1991	-		
1993	-		
1995	-		
1997	Eva Vázquez	PUR	3.25
1999	Alejandra Meza	MEX	3.75
2001	Katuska Pérez	CUB	3.85
2003	Alejandra Meza	MEX	4.00
2005	Katuska Pérez	CUB	4.25
2008	Milena Agudelo	COL	4.10
2009	Yarisley Silva	CUB	4.40
2011	Keisa Monterola	VEN	4.00
2013	Carmelita Correa	MEX	3.95

Long Jump

Irene Martínez	CUB	5.65
Marina Samuels	CUB	6.08
Marina Samuels	CUB	5.93
Marcia Garbey	CUB	6.04
Andrea Bruce	JAM	6.10
Dora Thompson	CUB	6.14
Emilia Lenk	MEX	5.90
Shonel Ferguson	BAH	6.43
Shonel Ferguson	BAH	6.65
Shonel Ferguson	BAH	6.47
Niurka Montalvo	CUB	6.31
Eloina Echevarría	CUB	6.59
Flora Hyacinth	ISV	6.65
Niurka Montalvo	CUB	6.58
Flora Hyacinth	ISV	6.59
Nadine Caster	Martinique	6.56
Lacena Golding	JAM	6.52
Elva Goulbourne	JAM	6.77
Elva Goulbourne	JAM	6.96w
Yargelis Savigne	CUB	6.88w
Bianca Stuart	BAH	6.54
Shara Proctor	AIA	6.61
Bianca Stuart	BAH	6.81
Francine Simpson	JAM	6.49

Triple Jump

-			
-			
-			
-			
-			
-			
-			
-			
-			
-			
-			
-			
-			
-			
-			
Niurka Montalvo	CUB	14.09	
Olga Cepero	CUB	14.14	
Olga Cepero	CUB	14.14	
Anna-Maria Thorpe	BAR	12.77	
Trecia Smith	JAM	14.12	
Suzette Lee	JAM	13.89w	
Yarianna Martínez	CUB	14.18	
Mabel Gay	CUB	14.19	
Yargelis Savigne	CUB	14.97	
Ayanna Alexander	TTO	13.50	
Tamara Myers	BAH	13.18	

Shot Put

1967	Hilda Ramírez	CUB	13.59
1969	Hilda Ramírez	CUB	14.02
1971	Carmen Romero	CUB	14.25
1973	Hilda Ramírez	CUB	14.28
1975	Caridad Romero	CUB	14.74
1977	Caridad Romero	CUB	13.94
1979	Rosario Fernández	CUB	17.88
1981	María C. Sarria	CUB	18.28
1983	Marcelina Rodríguez	CUB	17.00
1985	Marcelina Rodríguez	CUB	17.16
1987	Lisette Martínez	CUB	17.22
1989	Herminia Fernández	CUB	16.07
1991	Lilian Rivera	PUR	14.08
1993	Herminia Hernández	CUB	17.33
1995	Belsy Laza	CUB	17.64
1997	Herminia Fernández	CUB	17.36
1999	Doris Thompson	BAH	13.23
2001	Misleidis González	CUB	17.20
2003	Misleidis González	CUB	18.09
2005	Yurileidi Cumbá	CUB	18.98
2008	Cleopatra Borel-Brown	TTO	18.39
2009	Misleydis González	CUB	19.13
2011	Cleopatra Borel	TTO	19.00
2013	Cleopatra Borel	TTO	17.56

Discus Throw

Caridad Aguero	CUB	45.86
Carmen Romero	CUB	51.41
Carmen Romero	CUB	55.24
Caridad Romero	CUB	52.46
Caridad Romero	CUB	45.56
Caridad Romero	CUB	49.58
Salvadora Vargas	CUB	55.30
María Betancourt	CUB	64.46
Carmen Romero	CUB	58.58
Maritza Martén	CUB	61.02
Bárbara Echavarría	CUB	54.94
Idalmis Leyva	CUB	58.76
Lilian Rivera	PUR	48.52
Marlene Sánchez	CUB	54.58
Olga Gómez	CUB	55.02
Barbara Hechevarría	CUB	57.42
María Cubillán	VEN	42.08
Yania Ferrales	CUB	56.34
Yania Ferrales	CUB	59.07
Yarelis Barrios	CUB	56.59
Yarelis Barrios	CUB	62.87
Yania Ferrales	CUB	63.12
Denia Caballero	CUB	62.06
Paulina Flores	MEX	50.16

Hammer Throw

-			
-			
-			
-			
-			
-			
-			
-			
-			
-			
-			
-			
-			
-			
-			
Norbi Balantén	CUB	52.68	
Maria E. Villamizar	COL	53.82	
Nancy Guillén	ESA	57.84	
Yunaika Crawford	CUB	58.68	
Violeta Guzmán	MEX	55.72	
Candice Scott	TTO	67.44	
Candice Scott	TTO	69.26	
Arasay Thondike	CUB	71.32	
Johana Moreno	COL	67.97	
Samantha Hernández	MEX	54.27	

Javelin Throw

1967	María del Carmen Moreno	CUB	49.94
1969	Milagros Bayard	CUB	45.28
1971	Tomasa Núñez	CUB	51.64
1973	Tomasa Núñez	CUB	51.62
1975	Ana María González	CUB	45.90
1977	María A. Beltrán	CUB	53.86
1979	Ana María González	CUB	54.16
1981	María A. Beltrán	CUB	59.06
1983	Iris Degrasse	CUB	59.74
1985	Mayra Vila	CUB	63.38
1987	Herminia Bouza	CUB	62.78
1989	Laverne Eve	BAH	62.42
1991	Laverne Eve	BAH	47.60

Pentathlon/Heptathlon

Marlene Elejalde	CUB	4186
Daisy Hechevarría	CUB	3974
Marlene Elejalde	CUB	4341
Lucía Duquet	CUB	3807
M ^a Angeles Cato	MEX	3796
Élida Aveillá	CUB	3313
M ^a Angeles Cato	MEX	3907
Elida Eveille	CUB	5312
Victoria Despaigne	CUB	5469
Hildelisa Despaigne	CUB	5323
Hildelisa Despaigne	CUB	5514
Yolaida Pompa	CUB	5224
Larisa Soto	GUA	4591

10,000 Metres Walk

-			
-			
-			
-			
-			
-			
-			
-			
-			
-			
-			
-			
-			
-			
-			
Graciela Mendoza	MEX	48:19.28	
María Colín	MEX	49:15.94	

1993	Isel López	CUB	58.68	Magalys García	CUB	5884	Eloisa Pérez	MEX	47:29.6
1995	Sonia Bisset	CUB	62.24	Magalys García	CUB	6189	Francisca Martínez	MEX	47:37
1997	Osleidys Menéndez	CUB	63.08	Zorobabelia Córdoba	COL	5503	Graciela Mendoza	MEX	47:43.99
1999	Laverne Eve	BAH	61.61	-	-	-	Teresa Ramos	GUA	47:37
2001	Laverne Eve	BAH	59.30	Sheila Acosta	PUR	5029	Rosario Sánchez	MEX	45:47
2003	Laverne Eve	BAH	56.75	-	-	-	<i>Rosario Sánchez</i>	<i>MEX</i>	<i>49:06</i>
2005	Laverne Eve	BAH	61.11	Juana Castillo	DOM	5760	Cristina López	ESA	45:52.32
2008	Sonia Bisset	CUB	63.30	Yariagnis Argüelles	CUB	5862	Claudia Ortega	MEX	50:10.37
2009	Yanet Cruz	CUB	61.28	Grechin Quintana	CUB	5710	Yanelis Conte	CUB	46:46
2011	Freisa Iris Núñez	DOM	54.29	Grechin Quintana	CUB	5704	Milángela Rosales	VEN	47:19.91
2013	Coralys Ortiz	PUR	57.48	Crystal Ruiz	MEX	5467	Maria Guadalupe González	MEX	47:49

4 x 100 Metres Relay

1967	Cuba	45.1
1969	Cuba	45.9
1971	Cuba	45.4
1973	Cuba	45.9
1975	Jamaica	45.7
1977	Cuba	45.51
1979	Jamaica	44.82
1981	Jamaica	44.62
1983	Bahamas	45.26
1985	Bahamas	45.71
1987	Colombia	45.29
1989	Cuba	45.12
1991	Jamaica	44.54
1993	Jamaica	44.25
1995	Cuba	44.41
1997	Bahamas	44.00
1999	Jamaica	44.18
2001	Jamaica	43.83
2003	Bahamas	43.06
2005	Jamaica	43.21
2008	Trinidad & Tobago	43.43
2009	St. Kitts & Nevis	43.53
2011	Trinidad & Tobago	43.47
2013	Jamaica	43.58

4 x 400 Metres Relay

-	-	-
Cuba	3:38.6	-
Cuba	3:42.1	-
-	-	-
Cuba	3:37.5	-
Cuba	3:41.8	-
Cuba	3:37.90	-
Cuba	3:34.97	-
Cuba	3:34.47	-
Cuba	3:27.23	-
Cuba	3:34.46	-
Jamaica	3:38.18	-
Jamaica	3:27.36	-
Cuba	3:27.86	-
Cuba	3:29.30	-
Jamaica	3:30.00	-
Jamaica	3:33.96	-
Jamaica	3:29.75	-
Jamaica	3:30.63	-
Cuba	3:27.97	-
Cuba	3:29.94	-
Jamaica	3:29.86	-
Trinidad & Tobago	3:30.64	-

EUROPEAN CHAMPIONSHIPS

Venues - 1934: Torino; 1938: Paris (men) & Wien (women); 1946: Oslo; 1950: Bruxelles; 1954: Bern; 1958: Stockholm; 1962: Beograd; 1966: Budapest; 1969: Athina (Pirævs); 1971: Helsinki; 1974: Roma; 1978: Praha; 1982: Athina; 1986: Stuttgart; 1990: Split; 1994: Helsinki; 1998: Budapest; 2002: München; 2006: Göteborg; 2010: Barcelona; 2012: Helsinki; 2014: Zürich; 2016: *Amsterdam*; 2018: *Berlin*

MEN**100 Metres**

1934	Christiaan Berger	NED	10.6
1938	Martinus Osendarp	NED	10.5
1946	Jack Archer	GBR	10.6
1950	Etienne Bally	FRA	10.7
1954	Heinz Fütterer	GER	10.5
1958	Armin Hary	GER	10.35
1962	Claude Piquemal	FRA	10.4
1966	Wieslaw Maniak	POL	10.60
1969	Valeriy Borzov	URS	10.49
1971	Valeriy Borzov	URS	10.26
1974	Valeriy Borzov	URS	10.27
1978	Pietro Mennea	ITA	10.27
1982	Frank Emmelmann	GDR	10.21
1986	Linford Christie	GBR	10.15
1990	Linford Christie	GBR	10.00w
1994	Linford Christie	GBR	10.14
1998	Darren Campbell	GBR	10.04
2002	Francis Obikwelu	POR	10.06
2006	Francis Obikwelu	POR	9.99
2010	Christophe Lemaître	FRA	10.11
2012	Christophe Lemaître	FRA	10.09
2014	James Dasaulu	GBR	10.06

200 Metres

Christiaan Berger	NED	21.5
Martinus Osendarp	NED	21.2
Nikolay Karakulov	URS	21.6
Brian Shenton	GBR	21.5
Heinz Fütterer	GER	20.9
Manfred Germar	GER	21.0
Ove Jonsson	SWE	20.7
Roger Bambuck	FRA	20.93
Philippe Clerc	SUI	20.70
Valeriy Borzov	URS	20.30
Pietro Mennea	ITA	20.60
Pietro Mennea	ITA	20.16
Olaf Prenzler	GDR	20.46
Vladimir Krylov	URS	20.52
John Regis	GBR	20.11
Geir Moen	NOR	20.30
Doug Walker	GBR	20.53
Konstantinos Kénderis	GRE	19.85
Francis Obikwelu	POR	20.01
Christophe Lemaître	FRA	20.37
Churandy Martina	NED	20.42
Adam Gemili	GBR	19.98

400 Metres

Adolf Metzner	GER	47.9
Godfrey Brown	GBR	47.4
N. Holst Sørensen	DEN	47.9
Derek Pugh	GBR	47.3
Ardalion Ignatyev	URS	46.6
John Wrighton	GBR	46.3
Robbie Brightwell	GBR	45.9
Stanislaw Gędzziński	POL	46.0
Jan Werner	POL	45.75
David Jenkins	GBR	45.45
Karl Honz	FRG	45.04
Franz-Peter Hofmeister	FRG	45.73
Hartmut Weber	FRG	44.72
Roger Black	GBR	44.59
Roger Black	GBR	45.08
Du'aine Ladejo	GBR	45.09
Iwan Thomas	GBR	44.52
Ingo Schultz	GER	45.14
Marc Raquil	FRA	45.02
Kevin Borlée	BEL	45.08
Pavel Maslák	CZE	45.24
Martyn Rooney	GBR	44.71

800 Metres				1500 Metres				5000 Metres			
1934	Miklós Szabó	HUN	1:52.0	Luigi Beccali	ITA	3:54.6	Roger Rochard	FRA	14:36.8		
1938	Rudolf Harbig	GER	1:50.6	Sydney Wooderson	GBR	3:53.6	Taisto Mäki	FIN	14:26.8		
1946	Rune Gustafsson	SWE	1:51.0	Lennart Strand	SWE	3:48.0	Sydney Wooderson	GBR	14:08.6		
1950	John Parlett	GBR	1:50.5	Willem Slijkhuis	NED	3:47.2	Emil Zátopek	CZE	14:03.0		
1954	Lajos Szentgáli	HUN	1:47.1	Roger Bannister	GBR	3:43.8	Volodymyr Kuts	URS	13:56.6		
1958	Mike Rawson	GBR	1:47.8	Brian Hewson	GBR	3:41.9	Zdzisław Krzyszkowiak	POL	13:53.4		
1962	Manfred Matuschewski	GDR	1:50.5	Michel Jazy	FRA	3:40.9	Bruce Tulloh	GBR	14:00.6		
1966	Manfred Matuschewski	GDR	1:45.9	Bodo Tümmler	FRG	3:41.9	Michel Jazy	FRA	13:42.8		
1969	Dieter Fromm	GDR	1:45.98	John Whetton	GBR	3:39.45	Ian Stewart	GBR	13:44.8		
1971	Yevgeniy Arzhanov	URS	1:45.61	Francesco Arese	ITA	3:38.43	Juha Väättäin	FIN	13:32.48		
1974	Luciano Sušanj	YUG	1:44.07	Klaus-Peter Justus	GDR	3:40.55	Brendan Foster	GBR	13:17.21		
1978	Olaf Beyer	GDR	1:43.84	Steve Ovett	GBR	3:35.59	Venanzio Ortis	ITA	13:28.57		
1982	Hans-Peter Ferner	FRG	1:46.33	Steve Cram	GBR	3:36.49	Thomas Wessinghage	FRG	13:28.90		
1986	Sebastian Coe	GBR	1:44.50	Steve Cram	GBR	3:41.09	Jack Buckner	GBR	13:10.15		
1990	Tom McKean	GBR	1:44.76	Jens-Peter Herold	GDR	3:38.25	Salvatore Antibo	ITA	13:22.00		
1994	Andrea Benvenuti	ITA	1:46.12	Fermin Chacho	ESP	3:35.27	Victor Baumann	GER	13:36.93		
1998	Nils Schumann	GER	1:44.89	Reyes Estévez	ESP	3:41.31	Isaac Viciosa	ESP	13:37.46		
2002	Wilson Kipketer	DEN	1:47.25	Mehdi Baala	FRA	3:45.25	Alberto García	ESP	13:38.18		
2006	Bram Som	NED	1:46.56	Mehdi Baala	FRA	3:39.02	Jesús España	ESP	13:44.70		
2010	Marcin Lewandowski	POL	1:47.07	Arturo Casado	ESP	3:42.74	Mohamed Farah	GBR	13:31.18		
2012	Yuriy Borzakovskiy	RUS	1:48.61	Henrik Ingebrigtsen	NOR	3:46.20	Mohamed Farah	GBR	13:29.91		
2014	Adam Kszczot	POL	1:44.15	Mahiedine Mekhissi-Benabbad	FRA	3:45.60	Mohamed Farah	GBR	14:05.82		

10,000 Metres				Marathon				3000 Metres Steeplechase				
1934	Ilmari Salminen	FIN	31:02.6	Armas Toivonen	FIN	2:52:29	-	-	-	-	-	-
1938	Ilmari Salminen	FIN	30:52.4	Väinö Muinonen	FIN	2:37:29	Lars Larsson	SWE	9:16.2			
1946	Viljo Heino	FIN	29:52.0	Mikko Hietenen	FIN	2:24:55.40.1km	Raphael Pujazon	FRA	9:01.4			
1950	Emil Zátopek	CZE	29:12.0	Jack Holden	GBR	2:32:14	Jindřich Roudný	CZE	9:05.4			
1954	Emil Zátopek	CZE	28:58.0	Veikko Karvonen	FIN	2:24:52	Sándor Rozsnyói	HUN	8:49.6			
1958	Zdzisław Krzyszkowiak	POL	28:56.0	Sergey Popov	URS	2:15:17	Jerzy Chromik	POL	8:38.2			
1962	Pyotr Bolotnikov	URS	28:54.0	Brian Kilby	GBR	2:23:19	Gaston Roelants	BEL	8:32.6			
1966	Jürgen Haase	GDR	28:26.0	Jim Hogan	GBR	2:20:05	Viktor Kudinskiy	URS	8:26.6			
1969	Jürgen Haase	GDR	28:41.6	Ron Hill	GBR	2:16:48	Mikhail Zhelev	BUL	8:25.02			
1971	Juha Väättäin	FIN	27:52.78	Karel Lismond	BEL	2:13:09	Jean-Paul Villain	FRA	8:25.12			
1974	Manfred Kuschmann	GDR	28:25.76	Ian Thompson	GBR	2:13:19	Bronisław Malinowski	POL	8:15.04			
1978	Matti Vuorio	FIN	27:30.99	Leonid Moseyev	URS	2:11:58	Bronisław Malinowski	POL	8:15.08			
1982	Alberto Cova	ITA	27:41.03	Gerard Nijboer	NED	2:15:16	Patriz Ilg	FRG	8:18.52			
1986	Stefano Mei	ITA	27:56.79	Gelindo Bordin	ITA	2:10:54	Hagen Melzer	GDR	8:16.65			
1990	Salvatore Antibo	ITA	27:41.27	Gelindo Bordin	ITA	2:14:02	Francesco Panetta	ITA	8:12.66			
1994	Abel Antón	ESP	28:06.03	Martín Fiz	ESP	2:10:31	Alessandro Lambrushini	ITA	8:28.68			
1998	António Pinto	POR	27:48.62	Stefano Baldini	ITA	2:12:01	Damian Kallabis	GER	8:13.10			
2002	José Manuel Martínez	ESP	27:47.65	Janne Holmén	FIN	2:12:14	Antonio Jiménez	ESP	8:24.34			
2006	Jan Fitschen	GER	28:10.94	Stefano Baldini	ITA	2:11:32	Jukka Keskiälä	FIN	8:24.89			
2010	Mohamed Farah	GBR	28:24.99	Viktor Röthlin	SUI	2:15:31	Mahiedine Mekhissi-Benabbad	FRA	8:07.87			
2012	Polat Kemboi Arkan	TUR	28:22.27	-	-	-	Mahiedine Mekhissi-Benabbad	FRA	8:33.23			
2014	Mohamed Farah	GBR	28:08.11	Daniele Meucci	ITA	2:11:08	Yoann Kowal	FRA	8:26.66			

110 Metres Hurdles				400 Metres Hurdles				High Jump			
1934	József Kovács	HUN	14.8	Hans Scheele	GER	53.2	Kalevi Kotkas	FIN	2.00		
1938	Don Finlay	GBR	14.3	Prudent Joye	FRA	53.1	Kurt Lundqvist	SWE	1.97		
1946	Håkan Lidman	SWE	14.6	Bertel Storskrubb	FIN	52.2	Anton Bolinder	SWE	1.99		
1950	André-Jacques Marie	FRA	14.6	Armando Filippit	ITA	51.9	Alan Paterson	GBR	1.96		
1954	Yevgeniy Bulanchik URS	14.4	Anatoliy Yulin	URS	50.5	Bengt Nilsson	SWE	2.02			
1958	Martin Lauer	FRG	13.7	Yuriy Lituyev	URS	51.1	Richard Dahl	SWE	2.12		
1962	Anatoliy Mikhaylov	URS	13.8	Salvatore Morale	ITA	49.2	Valeriy Brumel	URS	2.21		
1966	Eddy Otzotz	ITA	13.7	Roberto Frinolli	ITA	49.8	Jacques Madubost	FRA	2.12		
1969	Eddy Otzotz	ITA	13.59	Vyacheslav Skomorokhov	URS	49.70	Valentin Gavrilov	URS	2.17		
1971	Frank Siebeck	GDR	14.00	Jean-Claude Nallet	FRA	49.15	Kestutis Sapka	URS	2.20		
1974	Guy Druet	FRA	13.40	Alan Pascoe	GBR	48.82	Jesper Tørring	DEN	2.25		
1978	Thomas Munkelt	GDR	13.54	Harald Schmid	FRG	48.51	Vladimir Yashchenko	URS	2.30		
1982	Thomas Munkelt	GDR	13.41	Harald Schmid	FRG	47.48	Dietmar Mögenburg	FRG	2.30		
1986	Stéphane Caristan	FRA	13.20	Harald Schmid	FRG	48.65	Igor Paklin	URS	2.34		
1990	Colin Jackson	GBR	13.18	Kriss Akabusi	GBR	47.92	Dragutin Topić	YUG	2.34		
1994	Colin Jackson	GBR	13.08	Oleg Tverdokhlebo	UKR	48.06	Steinar Hoen	NOR	2.35		
1998	Colin Jackson	GBR	13.02	Pawel Januszewski	POL	48.17	Artur Partyka	POR	2.34		
2002	Colin Jackson	GBR	13.11	Stéphane Diagana	FRA	47.58	Yaroslav Rybakov	RUS	2.31		
2006	Stanislav Olijar	LAT	13.24	Periklís Iakovákis	GRE	48.46	Andrey Silnov	RUS	2.36		
2010	Andy Turner	GBR	13.28	David Greene	GBR	48.12	Aleksandr Shustov	RUS	2.33		
2012	Sergey Shubenkov	RUS	13.16	Rhys Williams	GBR	49.33	Robbie Grabarz	GBR	2.31		
2014	Sergey Shubenkov	RUS	13.19	Kariem Hussein	SUI	48.96	Bogdan Bondarenko	UKR	2.35		

Pole Vault

1934	Gustav Wegner	GER	4.00
1938	Karl Sutter	GER	4.05
1946	Allan Lindberg	SWE	4.17
1950	Ragnar Lundberg	SWE	4.30
1954	Eeles Landström	FIN	4.40
1958	Eeles Landström	FIN	4.50
1962	Penti Nikula	FIN	4.80
1966	Wolfgang Nordwig	GDR	5.10
1969	Wolfgang Nordwig	GDR	5.30
1971	Wolfgang Nordwig	GDR	5.35
1974	Vladimir Kishkun	URS	5.35
1978	Vladimir Trofimenko	URS	5.55
1982	Aleksandr Krupsky	URS	5.60
1986	Sergey Bubka	URS	5.85
1990	Radion Gataullin	URS	5.85
1994	Radion Gataullin	RUS	6.00
1998	Maksim Tarasov	RUS	5.81
2002	Alex Averbukh	ISR	5.85
2006	Alex Averbukh	ISR	5.70
2010	Renaud Lavillenie	FRA	5.85
2012	Renaud Lavillenie	FRA	5.97
2014	Renaud Lavillenie	FRA	5.90

Long Jump

Wilhelm Leichum	GER	7.45
Wilhelm Leichum	GER	7.64
Olle Laessker	SWE	7.42
Torfi Brynneirsson	ISL	7.32
Ódón Földessy	HUN	7.51
Igor Ter-Ovanesyan	URS	7.81
Igor Ter-Ovanesyan	URS	8.19
Lynn Davies	GBR	7.98
Igor Ter-Ovanesyan	URS	8.17
Max Klauss	GDR	7.92
Valeriy Podluzhny	URS	8.12
Jacques Rousseau	FRA	8.18
Lutz Dombrowski	GDR	8.41w
Robert Emmiyan	URS	8.41
Dietmar Haaf	FRG	8.25
Ivaylo Mladenov	BUL	8.09
Kirill Sosunov	RUS	8.28
Aleksey Lukashevich	UKR	8.08
Andrew Howe	ITA	8.20
Christian Reif	GER	8.46
Sebastian Bayer	GER	8.34w
Greg Rutherford	GBR	8.29

Triple Jump

Wim Peters	NED	14.89
Onni Rajasaari	FIN	15.32
Valdomar Rautio	FIN	15.17
Leonid Shcherbakov	URS	15.39
Leonid Shcherbakov	URS	15.90
József Schmidt	POL	16.43
József Schmidt	POL	16.55
Georgi Stoykovski	BUL	16.67
Viktor Sanyeyev	URS	17.34
Jörg Drehmel	GDR	17.17
Viktor Sanyeyev	URS	17.23
Milos Srejoivic	YUG	16.94
Keith Connor	GBR	17.29
Khristo Markov	BUL	17.66
Lionido Voloshin	URS	17.74
Denis Kapustin	RUS	17.62
Jonathan Edwards	GBR	17.99
Christian Olsson	SWE	17.53
Christian Olsson	SWE	17.67
Phillips Idowu	GBR	17.81
Fabrizio Donato	ITA	17.63w
Benjamin Compaoré	FRA	17.46

Shot Put

1934	Arnold Viiding	EST	15.19
1938	Alexander Kreek	EST	15.83
1946	Gunnar Huseby	ISL	15.56
1950	Gunnar Huseby	ISL	16.74
1954	Jiří Skobla	CZE	17.20
1958	Arthur Rowe	GBR	17.78
1962	Vilmos Varjú	HUN	19.02
1966	Vilmos Varjú	HUN	19.43
1969	Dieter Hoffmann	GDR	20.12
1971	Hartmut Briesenick	GDR	21.08
1974	Hartmut Briesenick	GDR	20.50
1978	Udo Beyer	GDR	21.08
1982	Udo Beyer	GDR	21.50
1986	Werner Günthör	SUI	22.22
1990	Ulf Timmermann	GDR	21.32
1994	Aleksandr Klymenko	UKR	20.78
1998	Aleksandr Bagach	UKR	21.17
2002	Yuriy Belonog	UKR	21.37
2006	Ralf Bartels	GER	21.13
2010	Tomasz Majewski	POL	21.00
2012	David Storl	GER	21.58
2014	David Storl	GER	21.41

Discus Throw

Harald Andersson	SWE	50.38
Willy Schröder	GER	49.70
Adolfo Consolini	ITA	53.23
Adolfo Consolini	ITA	53.75
Adolfo Consolini	ITA	53.44
Edmund Piatkowski	POL	53.92
Vladimir Trusenyov	URS	57.11
Detlef Thorith	GDR	57.42
Hartmut Losch	GDR	61.82
Ludvík Danek	CZE	63.90
Pentti Kahma	FIN	63.62
Wolfgang Schmidt	GDR	66.82
Imrich Bugár	CZE	66.64
Romas Ubartas	URS	67.08
Jürgen Schult	GDR	64.58
Vladimir Dubrovshchik	BLR	64.78
Lars Riedel	GER	67.07
Róbert Fazekas	HUN	68.83
Virgilijus Alekna	LTU	68.67
Piotr Malachowski	POL	68.87
Robert Harting	GER	68.30
Robert Harting	GER	66.07

Hammer Throw

Ville Pörhölä	FIN	50.34
Karl Hein	GER	58.77
Bo Ericson	SWE	56.44
Sverre Strandli	NOR	55.71
Mikhail Krivonosov	URS	63.34
Tadeusz Rut	POL	64.78
Gyula Zsvótzky	HUN	69.64
Romuald Klim	URS	70.02
Anatolij Bondarchuk	URS	74.68
Uwe Beyer	FRG	72.36
Aleksey Spiridonov	URS	74.20
Yuriy Sedykh	URS	77.28
Yuriy Sedykh	URS	81.66
Yuriy Sedykh	URS	86.74
Igor Astapkovich	URS	84.14
Vasily Sidorenko	RUS	81.10
Tibor Gécecs	HUN	82.87
Adrián Annus	HUN	81.17
Olli-Pekka Karjalainen	FIN	80.84
Libor Charfreitag	CZE	80.02
Krisztián Pars	HUN	79.72
Krisztián Pars	HUN	82.69

Javelin Throw

1934	Matti Järvinen	FIN	76.66
1938	Matti Järvinen	FIN	76.87
1946	Lennart Atterwall	SWE	68.74
1950	Toivo Hyytiäinen	FIN	71.26
1954	Janusz Sidlo	POL	76.35
1958	Janusz Sidlo	POL	80.18
1962	Janis Lusiš	URS	82.04
1966	Janis Lusiš	URS	84.48
1969	Janis Lusiš	URS	91.52
1971	Janis Lusiš	URS	90.68
1974	Hannu Siitonen	FIN	89.58
1978	Michael Wessing	FRG	89.12
1982	Uwe Hohn	GDR	91.34
1986	Klaus Tafelmeier	FRG	84.76
1990	Steve Backley	GBR	87.30
1994	Steve Backley	GBR	85.20
1998	Steve Backley	GBR	89.72
2002	Steve Backley	GBR	88.54
2006	Andreas Thorkildsen	NOR	88.78
2010	Andreas Thorkildsen	NOR	88.37
2012	Vítězslav Veselý	CZE	83.72
2014	Antti Ruuskanen	FIN	88.01

Decathlon

Hans-Heinrich Sievert	GER	8103
Olle Bexell	SWE	7214
Godtfred Holmvang	NOR	6987
Ignace Heinrich	FRA	7364
Vasily Kuznetsov	URS	6752
Vasily Kuznetsov	URS	7865
Vasily Kuznetsov	URS	8026
Werner von Moltke	FRG	7740
Joachim Kirst	GDR	8041
Joachim Kirst	GDR	8196
Ryszard Skowronek	POL	8207
Aleksandr Grebenyuk	URS	8340
Daley Thompson	GBR	8744
Daley Thompson	GBR	8811
Christian Plaziat	FRA	8574
Alain Blondel	FRA	8453
Erki Nool	EST	8667
Roman Šebrle	CZE	8800
Roman Šebrle	CZE	8526
Romain Barras	FRA	8453
Pascal Behrenbruch	GER	8558
Andrey Kravchenko	BLR	8616

10,000 Metres/20 Kilometres Walk

-		
-		
John Mikaelsson	SWE	46:05.2
Fritz Schwab	SUI	46:01.8
Josef Dolezal	CZE	45:01.8
Stan Vickers	GBR	1:33:09
Ken Matthews	GBR	1:35:55
Dieter Lindner	GDR	1:29:25
Paul Nihill	GBR	1:30:41
Mykola Smaga	URS	1:27:21
Vladimir Golubnichy	URS	1:29:30
Roland Wieser	GDR	1:23:12
José Marín	ESP	1:23:43
Jozef Pribilinec	CZE	1:21:15
Pavol Blazek	CZE	1:22:05
Mikhail Shchennikov	RUS	1:18:45
Ilya Markov	RUS	1:21:10
Francisco Fernández	ESP	1:18:37
Francisco Javier Fernández	ESP	1:19:09
Alex Schwazer	ITA	1:20:38
-		
Miguel Ángel López	ESP	1:19:44

50 Kilometres Walk			4 x 100 Metres Relay			4 x 400 Metres Relay		
1934	Janis Dalins	LAT	4:49:53	Germany	41.0	Germany	3:14.1	
1938	Harold Whitlock	GBR	4:41:51	Germany	40.9	Germany	3:13.7	
1946	John Ljunggren	SWE	4:38:20	Sweden	41.5	France	3:14.4	
1950	Giuseppe Dordoni	ITA	4:40:43	USSR	41.5	Great Britain & NI	3:10.2	
1954	Vladimir Ukhov	URS	4:22:12	Hungary	40.6	France	3:08.7	
1958	Yevgeniy Maskinskov	URS	4:17:16	FRG	40.2	Great Britain & NI	3:07.9	
1962	Abdon Pamich	ITA	4:18:47	FRG	39.5	FRG	3:05.8	
1966	Abdon Pamich	ITA	4:18:43	France	39.4	Poland	3:04.5	
1969	Christoph Höhne	GDR	4:13:33	France	38.89	France	3:02.30	
1971	Veniamin Soldatenko	URS	4:02:22	Czechoslovakia	39.32	FRG	3:02.94	
1974	Christoph Höhne	GDR	3:59:06	France	38.69	Great Britain & NI	3:03.33	
1978	Jordi Llopert	ESP	3:53:30	Poland	38.58	FRG	3:02.03	
1982	Reima Salonen	FIN	3:55:29	USSR	38.60	FRG	3:00.51	
1986	Hartwig Gauder	GDR	3:40:55	USSR	38.29	Great Britain & NI	2:59.84	
1990	Andrey Perlov	URS	3:54:36	France	37.79	Great Britain & NI	2:58.22	
1994	Valeriy Spitsyn	RUS	3:41:07	France	38.57	Great Britain & NI	2:59.13	
1998	Robert Korzeniowski	POL	3:43:51	Great Britain & NI	38.52	Great Britain & NI	2:58.68	
2002	Robert Korzeniowski	POL	3:36:39	Ukraine	38.53	Great Britain & NI	3:01.25	
2006	Yohann Diniz	FRA	3:41:39	Great Britain & NI	38.91	France	3:01.10	
2010	Yohann Diniz	FRA	3:40:37	France	38.11	Russia	3:02.14	
2012	-	-	-	Netherlands	38.34	Belgium	3:01.09	
2014	Yohann Diniz	FRA	3:32:33	Great Britain & NI	37.93	Great Britain & NI	2:58.79	

WOMEN

100 Metres			200 Metres			400 Metres		
1938	Stella Walasiewicz	POL	11.9	Stella Walasiewicz	POL	23.8	-	-
1946	Yevgeniya Sechenova	URS	11.9	Yevgeniya Sechenova	URS	25.4	-	-
1950	Fanny Blankers-Koen	NED	11.7	Fanny Blankers-Koen	NED	24.0	-	-
1954	Irina Turova	URS	11.8	Mariya Itkina	URS	24.3	-	-
1958	Heather Young	GBR	11.7	Barbara Janiszewska	POL	24.1	Mariya Itkina	URS
1962	Dorothy Hyman	GBR	11.3	Jutta Heine	FRG	23.5	Mariya Itkina	URS
1966	Ewa Kłobukowska	POL	11.5	Irena Kirszenstein	POL	23.1	Anna Chmelková	CZE
1969	Petra Vogt	GDR	11.66	Petra Vogt	GDR	23.30	Nicole Duclos	FRA
1971	Renate Stecher	GDR	11.36	Renate Stecher	GDR	22.72	Helga Seidler	GDR
1974	Irena Szewińska	POL	11.13	Irena Szewińska	POL	22.51	Riita Salin	FIN
1978	Marlies Göhr	GDR	11.13	Lyudmila Kondratyeva	URS	22.52	Marita Koch	GDR
1982	Marlies Göhr	GDR	11.01	Bärbel Wöckel	GDR	22.04	Marita Koch	GDR
1986	Marlies Göhr	GDR	10.91	Heike Drechsler	GDR	21.71	Marita Koch	GDR
1990	Katrin Krabbe	GDR	10.89	Katrin Krabbe	GDR	21.95	Grit Breuer	GDR
1994	Irina Privalova	RUS	11.02	Irina Privalova	RUS	22.32	Mario-José Pérec	FRA
1998	Christine Arron	FRA	10.73	Irina Privalova	RUS	22.62	Grit Breuer	GER
2002	Katerina Thanou	GRE	11.10	Muriel Hurtis	FRA	22.43	Olesya Zybkina	RUS
2006	Kim Gevaert	BEL	11.06	Kim Gevaert	BEL	22.68	Vanya Stambolova	BUL
2010	Verena Sailer	GER	11.10	Myriam Soumaré	FRA	22.32	Tatyana Firova	RUS
2012	Ivet Lalova	BUL	11.28	Mariya Ryemyen	UKR	23.05	Moa Hjelmer	SWE
2014	Dafne Schippers	NED	11.12	Dafne Schippers	NED	22.03	Libania Grenot	ITA

800 Metres			1500 Metres			3000/5000 Metres		
1954	Nina Otkalenko	URS	2:08.8	-	-	-	-	-
1958	Yelena Yermolayeva	URS	2:06.3	-	-	-	-	-
1962	Gerda Kraan	NED	2:02.8	-	-	-	-	-
1966	Vera Nikolić	YUG	2:02.8	-	-	-	-	-
1969	Lillian Board	GBR	2:01.50	Jaroslava Jehličková	CZE	4:10.77	-	-
1971	Vera Nikolić	YUG	2:00.00	Karin Burneleit	GDR	4:09.62	-	-
1974	Liliana Todorova	BUL	1:58.14	Gunhild Hoffmeister	GDR	4:02.32	Nina Holmen	FIN
1978	Tatyana Providokhina	URS	1:55.80	Giana Romanova	URS	3:59.01	Svetlana Ulmasova	URS
1982	Olga Minyeyeva	URS	1:55.41	Olga Vdirna	URS	3:57.80	Svetlana Ulmasova	URS
1986	Nadezhda Olizarenko	URS	1:57.15	Raviya Agletdinova	URS	4:01.19	Olga Bondarenko	URS
1990	Sigrun Wodars	GDR	1:55.87	Snezana Pajkić	YUG	4:08.12	Yvonne Murray	GBR
1994	Lyubov Gurina	RUS	1:58.55	Lyudmila Rogachova	RUS	4:18.93	Sonia O'Sullivan	IRL
1998	Yelena Afanasyeva	RUS	1:58.50	Svetlana Masterkova	RUS	4:11.91	Sonia O'Sullivan	IRL
2002	Jolanda Ceplak	SLO	1:57.65	Süreyya Ayhan	TUR	3:58.79	Marta Domínguez	ESP
2006	Olga Kotlyarova	RUS	1:57.38	Tatyana Tomashova	RUS	3:56.91	Marta Domínguez	ESP
2010	Mariya Savinova	RUS	1:58.22	Nuria Fernández	ESP	4:00.20	Elvan Abeylegesse	TUR
2012	Lynesey Sharp	GBR	2:00.52	Aslı Çakır Alptekin	TUR	4:05.31	Olga Golovkina	RUS
2014	Maryna Arzamasova	BLR	1:58.15	Sifan Hassan	NED	4:04.18	Meraf Bahta	SWE

10,000 Metres			Marathon			3000 Metres Steeplechase		
1982	-		Rosa Mota	POR	2:36:04	-		
1986	Ingrid Kristiansen	NOR 30:23.25	Rosa Mota	POR	2:28:38	-		
1990	Yelena Romanova	URS 31:46.83	Rosa Mota	POR	2:31:27	-		
1994	Fernanda Ribeiro	POR 31:08.75	Manuela Machado	POR	2:29:54	-		
1998	Sonia O'Sullivan	IRL 31:29.33	Manuela Machado	POR	2:27:10	-		
2002	Paula Radcliffe	GBR 30:01.09	Maria Guida	ITA	2:26:05	-		
2006	Inga Abitova	RUS 30:31.42	Ulrike Maisch	GER	2:30:01	Alesya Turova	BLR	9:26.05
2010	Elvan Abeylegesse	TUR 31:10.23	Anna Incerti	ITA	2:32:48	Yuliya Zarudneva	RUS	9:17.57
2012	Dulce Félix	POR 31:44.75	-			Gülcän Mıngır	TUR	9:32.96
2014	Joanne Pavey	GBR 32:22.29	Christelle Daunay	FRA	2:25:14	Antje Möldner-Schmidt	GER	9:46.89
80/100 Metres Hurdles			400 Metres Hurdles			High Jump		
1938	Claudia Testoni	ITA 11.6	-			Ibolya Csák	HUN	1.64
1946	Fanny Blankers-Koen	NED 11.8	-			Anne-Marie Colchen	FRA	1.60
1950	Fanny Blankers-Koen	NED 11.1	-			Sheila Alexander	GBR	1.63
1954	Mariya Holubnycha	URS 11.0	-			Thelma Hopkins	GBR	1.67
1958	Galina Bystrova	URS 10.9	-			Iolanda Balaş	ROU	1.77
1962	Teresa Ciepla	POL 10.6	-			Iolanda Balaş	ROU	1.83
1966	Karin Balzer	GDR 10.7	-			Taisiya Chenchik	URS	1.75
1969	Karin Balzer	GDR 13.29	-			Milena Rezková	CZE	1.83
1971	Karin Balzer	GDR 12.94	-			Ilona Gusenbauer	AUT	1.87
1974	Annelie Ehrhardt	GDR 12.66	-			Rosemarie Witschas	GDR	1.95
1978	Johanna Klier	GDR 12.62	Tatyana Zelentsova	URS	54.89	Sara Simeoni	ITA	2.01
1982	Lucyna Kalek	POL 12.45	Ann-Louise Skoglund	SWE	54.58	Ulrike Meyfarth	FRG	2.02
1986	Yordanka Donkova	BUL 12.38	Marina Stepanova	URS	53.32	Stefka Kostadinova	BUL	2.00
1990	Monique Ewanje-Epée	FRA 12.79	Tatyana Ledovskaya	URS	53.62	Heike Henkel	FRG	1.99
1994	Svetla Dimitrova	BUL 12.72	Sally Gunnell	GBR	53.33	Britta Biláč	SLO	2.00
1998	Svetla Dimitrova	BUL 12.56	Ionela Tîrlea	ROU	53.37	Monica Dinescu	ROU	1.97
2002	Glory Alozie	ESP 12.73	Ionela Tîrlea	ROU	54.95	Kajsa Bergqvist	SWE	1.98
2006	Susanna Kallur	SWE 12.59	Yevgeniya Isakova	RUS	53.93	Tia Hellebaut	BEL	2.03
2010	Nevin Yanit	TUR 12.63	Natalya Antyukh	RUS	52.92	Blanka Vlašić	CRO	2.03
2012	Alina Talay	BLR 12.91	Irina Davydova	RUS	53.77	Ruth Beitia	ESP	1.97
2014	Tiffany Porter	GBR 12.76	Eilidh Child	GBR	54.48	Ruth Beitia	ESP	2.01
Pole Vault			Long Jump			Triple Jump		
1938	-		Irmgard Praetz	GER	5.88	-		
1946	-		Gerda Koudijs	NED	5.67	-		
1950	-		Valentina Bogdanova	URS	5.82	-		
1954	-		Jean Desforges	GBR	6.04	-		
1958	-		Liesel Jakobi	FRG	6.14	-		
1962	-		Tatyana Shchelkanova	URS	6.36	-		
1966	-		Irena Kirszenstein	POL	6.55	-		
1969	-		Miroslawa Sarna	POL	6.49	-		
1971	-		Ingrid Mickler	FRG	6.76	-		
1974	-		Ilona Bruzsenyák	HUN	6.65	-		
1978	-		Vilma Bardauskienė	URS	6.88	-		
1982	-		Valy Ionescu	ROU	6.79	-		
1986	-		Heike Drechsler	GDR	7.27	-		
1990	-		Heike Drechsler	GDR	7.30	-		
1994	-		Heike Drechsler	GER	7.14	-		
1998	Anzhela Balakhonova	UKR 4.31	Heike Drechsler	GER	7.16	Anna Biryukova	RUS	14.89
2002	Svetlana Feofanova	RUS 4.60	Tatyana Kotova	RUS	6.85	Olga Vasdhéki	GRE	14.55
2006	Yelena Isinbaeva	RUS 4.80	Ljudmila Kolchanova	RUS	6.93	Ashia Hansen	GBR	15.00w
2010	Svetlana Feofanova	RUS 4.75	Ineta Radėviča	LAT	6.92	Tatyana Lebedeva	RUS	15.15
2012	Jiřina Ptáčníková	CZE 4.60	Éloyse Lesueur	FRA	6.81	Olga Saladukha	UKR	14.81
2014	Anzhelika Sidorova	RUS 4.65	Éloyse Lesueur	FRA	6.85	Olga Saladukha	UKR	14.99
Shot Put			Discus Throw			Hammer Throw		
1938	Hermine Schröder	GER 13.29	Gisela Mauermayer	GER	44.80	-		
1946	Tatyana Sevryukova	URS 14.16	Nina Dumbadze	URS	44.52	-		
1950	Anna Andreyeva	URS 14.32	Nina Dumbadze	URS	48.03	-		
1954	Galina Zybina	URS 15.65	Nina Ponomaryova	URS	48.02	-		
1958	Marianne Werner	FRG 15.74	Tamara Press	URS	52.32	-		
1962	Tamara Press	URS 18.55	Tamara Press	URS	56.91	-		
1966	Nadezhda Chizhova	URS 17.22	Christa Spielberg	GDR	57.76	-		
1969	Nadezhda Chizhova	URS 20.43	Tamara Danilova	URS	59.28	-		
1971	Nadezhda Chizhova	URS 20.16	Faina Melnik	URS	64.22	-		
1974	Nadezhda Chizhova	URS 20.78	Faina Melnik	URS	69.00	-		
1978	Ilona Slupianek	GDR 21.41	Evelin Jahl	GDR	66.98	-		
1982	Ilona Slupianek	GDR 21.59	Tsvetanka Khristova	BUL	68.34	-		

1986	Heidi Krieger	GDR	21.10	Diana Sachse	GDR	71.36	-			
1990	Astrid Kumbernuss	GDR	20.38	Ilke Wyludda	GDR	68.46	-			
1994	Vita Pavlysh	UKR	19.61	Ilke Wyludda	GER	68.72	-			
1998	Vita Pavlysh	UKR	21.69	Franka Dietzsch	GER	67.49		Mihaela Melinte	ROU	71.17
2002	Irina Korzhanenko	RUS	20.64	Katerina Vogoli	GRE	64.31		Olga Kuzenkova	RUS	72.94
2006	Natalia Khoroneko	BLR	19.43	Darya Pishchalnikova	RUS	65.55		Tatyana Lysenko	RUS	76.67
2010	Nadezhda Ostapchuk	BLR	20.48	Sandra Perković	CRO	64.67		Betty Heidler	GER	76.38
2012	Nadine Kleinert	GER	19.18	Sandra Perković	CRO	67.62		Anita Włodarczyk	POL	74.29
2014	Christina Schwanitz	GER	19.90	Sandra Perković	CRO	71.08		Anita Włodarczyk	POL	78.76

Javelin Throw

1938	Lisa Gelius	GER	45.58
1946	Klavdiya Mayuchaya	URS	46.25
1950	Natalya Smiritskaya	URS	47.55
1954	Dana Zátopková	CZE	52.91
1958	Dana Zátopková	CZE	56.02
1962	Elvira Ozolina	URS	54.93
1966	Marion Lüttge	GDR	58.74
1969	Angela Ránky	HUN	59.76
1971	Daniela Jaworska	POL	61.00
1974	Ruth Fuchs	GDR	67.22
1978	Ruth Fuchs	GDR	69.16
1982	Anna Verouli	GRE	70.02
1986	Fatima Whitbread	GBR	76.32
1990	Päivi Alafranti	FIN	67.68
1994	Trine Hattestad	NOR	68.00
1998	Tanja Damaske	GER	69.10
2002	Mirela Manjani	GRE	67.47
2006	Steffi Nerius	GER	65.82
2010	Linda Stahl	GER	66.81
2012	Vira Rebryk	UKR	66.86
2014	Barbora Špotáková	CZE	64.41

Pentathlon/Heptathlon

-	-	-	-
-	-	-	-
Arlette Ben Hamo	FRA	3204	-
Aleksandra Chudina	URS	4526	-
Galina Bystrova	URS	4733	-
Galina Bystrova	URS	4833	-
Valentina Tikhomirova	URS	4787	-
Liese Prokop	AUT	5030	-
Heide Rosendahl	FRG	5299	-
Nadezhda Tkachenko	URS	4776	-
Margit Papp	HUN	4655	-
Ramona Neubert	GDR	6622	-
Anke Behmer	GDR	6717	-
Sabine Braun	FRG	6688	-
Sabine Braun	GER	6419	-
Denise Lewis	GBR	6559	-
Carolina Klüft	SWE	6542	-
Carolina Klüft	SWE	6740	-
Jessica Ennis	GBR	6823	-
Antoinette Nana Djimou	FRA	6544	-
Antoinette Nana Djimou	FRA	6551	-

10/20 Kilometres Walk

-	-	-	-
-	-	-	-
Mari Cruz Diaz	ESP	46:09	-
Annarita Sidoti	ITA	44:00	-
Sari Essayah	FIN	42:37	-
Annarita Sidoti	ITA	42:49	-
Olimpiada Ivanova	RUS	1:26:42	-
Rita Turova	BLR	1:27:08	-
Olga Kaniskina	RUS	1:27:44	-
-	-	-	-
Elmira Alembekova	RUS	1:27:56	-

4 x 100 Metres Relay

1938	Germany	46.8
1946	Netherlands	47.8
1950	Great Britain & NI	47.4
1954	USSR	45.8
1958	USSR	45.3
1962	Poland	44.5
1966	Poland	44.49
1969	GDR	43.61
1971	FRG	43.28
1974	GDR	42.51
1978	USSR	42.54
1982	GDR	42.19
1986	GDR	41.84
1990	GDR	41.68
1994	Germany	42.90
1998	France	42.59
2002	France	42.46
2006	Russia	42.71
2010	Ukraine	42.29
2012	Germany	42.51
2014	Great Britain & NI	42.24

4 x 400 Metres Relay

-	-	-
-	-	-
Great Britain & NI	3:30.82	-
GDR	3:29.29	-
GDR	3:25.21	-
GDR	3:21.20	-
GDR	3:19.05	-
GDR	3:16.87	-
GDR	3:21.02	-
France	3:22.34	-
Germany	3:23.03	-
Germany	3:25.10	-
Russia	3:25.12	-
Russia	3:21.26	-
Ukraine	3:25.07	-
France	3:24.27	-

OCEANIAN CHAMPIONSHIPS

Venues - 1990: Suva; 1994: Auckland; 1996: Townsville; 1998: Nuku'alofa; 2000: Adelaide; 2002: Christchurch; 2004: Townsville; 2006: Apia; 2008: Saipan; 2010: Cairns; 2011: Apia; 2012: Cairns; 2013: Papeete; 2014: Rarotonga; 2015: Cairns. In 2011/2012 the championships were divided into Eastern (E) and Western Regions (W). The championships have not always included a full complement of events, and some of the events staged (shown in *italics*) have been unofficial or for exhibition. nAUS = North Australia

100 Metres			200 Metres			400 Metres			
1990	Joseph Onika	SOL	10.75	Subul Babo	PNG	21.60	Alex Soqosoqo	FIJ	48.31
1994	Jone Delai	FIJ	10.63	Jone Delai	FIJ	21.55	Mark Wilson	NZL	47.25
1996	Tulut'u Koula	TGA	10.56	Soloveni Nakaunicina	FIJ	21.54w	Bjorn Jansen	NZL	47.43
1998	Peter Pulu	PNG	10.70	Peter Pulu	PNG	21.22w	Jeffrey Bai	PNG	48.36
2000	Peter Pulu	PNG	10.46w	Peter Pulu	PNG	21.39w	Jeffrey Bai	PNG	48.50
2002	Peter Pulu	PNG	10.66	Peter Pulu	PNG	21.39	Jeffrey Bai	PNG	49.03
2004	Andrew Moore	NZL	10.78	Andrew Moore	NZL	21.30w	Sam Rapson	NZL	48.01
2006	Henry Ben	PNG	10.75	Nor Tuccandidgee	AUS	21.65	Sam Rapson	NZL	48.03
2008	Iowane Dovumatua	FIJ	10.92	Isoa Me	FIJ	21.93	Joshua Ahwong	AUS	48.26
2010	Liam Gander	AUS	10.60	Nelson Stone	PNG	21.09	Sean Wroe	AUS	46.62
2011E	Banuve Tabakauoro	FIJ	10.46	Banuve Tabakauoro	FIJ	21.01	Benjamino Maravu	FIJ	47.93
2011W	Kupun Wisil	PNG	10.96	Roman Cress	MHL	22.54	Mowen Boino	PNG	48.05
2012E	Isaac Tatao	NZL	10.65	Roy Ravana	FIJ	21.66	Liam Mitchell	NZL	48.83
2012W	Joe Matmat	PNG	11.06	James Grimm	AUS	21.57	Ethan Millward	AUS	47.54
2013	Banuve Tabakauoro	FIJ	10.65	Banuve Tabakauoro	FIJ	21.73	Robert Jopp	NZL	48.44
2014	Banuve Tabakauoro	FIJ	10.30	Nelson Stone	PNG	21.24w	Theo Piniiau	PNG	48.89
2015	Banuve Tabakauoro	FIJ	10.22	Jeremy Dodson	SAM	20.57	Uluiyata Batinisavu	PNG	48.22

800 Metres			1500 Metres			5000 Metres			
1990	Derek Renz	NZL	1:53.33	Derek Renz	NZL	3:58.58	Duane Humphreys	NZL	15:09.87
1994	Mark Tonks	NZL	1:50.38	John Henwood	NZL	3:51.71	Jason Cameron	NZL	14:44.62
1996	Mark Turner	NZL	1:53.61	Mark Turner	NZL	3:58.52	Isireli Naikekekelevesi	FIJ	15:54.65
1998	Mark Gunther	AUS	1:56.58	Peter Paul Enkae	AUS	4:08.84	David Kanie	PNG	15:43.30
2000	Isireli Naikekekelevesi	FIJ	1:51.49	Michael Bond	AUS	4:03.11	Brent Butler	GUM	15:36.83
2002	Gareth Hyett	NZL	1:51.12	Gareth Hyett	NZL	3:53.64	Ben Ruthe	NZL	15:05.27
2004	Neil Sampson	NZL	1:56.16	Neil Sampson	NZL	4:00.10	Luke Hurring	NZL	15:36.08
2006	Aunese Curreen	SAM	1:52.65	Aunese Curreen	SAM	4:04.09	Brendan Whelan	AUS	16:01.97
2008	Aunese Curreen	SAM	1:51.16	Aunese Curreen	SAM	3:58.76	Brendan Whelan	AUS	16:02.19
2010	Jeremy Roff	AUS	1:51.60	Jeremy Roff	AUS	3:41.91	Jeffrey Hunt	AUS	14:41.97
2011E	Varasiko Toge Tomeru	FIJ	1:55.02	Varasiko Toge Tomeru	FIJ	4:20.69	Nordine Benfodda	NCL	15:39.61
2011W	Arnold Sorina	VAN	1:54.64	Derek Mandell	GUM	4:04.59	Kupsy Bisamo	PNG	16:12.94
2012E	Adrien Kela	NCL	1:55.82	Adrien Kela	NCL	4:04.53	Nordine Benfodda	NCL	15:57.90
2012W	Harris Scouller	AUS	1:52.76	Derek Mandell	GUM	4:02.81	Darren Peacock	nAUS	16:13.19
2013	Adrien Kela	NCL	1:52.81	Jack Bruce	AUS	4:01.18	Josh Maisey	NZL	15:33.90
2014	Tom Fawthorpe	AUS	1:51.23	Tom Fawthorpe	AUS	3:54.55	Hamish MacDonald	nAUS	15:55.58
2015	Sam Russell	AUS	1:54.02	Sam Russell	AUS	4:05.76	Joshua Torley	AUS	15:34.31

10,000 Metres/6Km XC			Half Marathon			Marathon		
1990	Adrian Wellington	AUS	32:08.46	-	-	Grant McEwen	NZL	2:30:31
1994	Paul McRae	NZL	31:11.97	-	-	Robert Holland	NZL	2:33:16
1996	Primo Higa	SOL	34:04.45	Charles Martel	AUS	74:18	-	-
1998	David Kanie	PNG	33:21.19	-	-	-	-	-
2000	Brent Butler	GUM	32:36.39	David Kanie	PNG	72:43	-	-
2002	-	-	-	Georges Richmond	TAH	70:40	-	-
2004	-	-	-	Andrew Hall	AUS	76:07	-	-
2006	Tom Halliday	AUS	26:48	Brendan Whelan	AUS	72:40	-	-
2008	Aunese Curreen	SAM	21:05	Tutea Degage	PYF	67:39	-	-
2010	Francky Maraetaata	PYF	33:16.22	-	-	-	-	-
2012	Christopher Magtoto	PYF	34:17.44	-	-	-	-	-
2011E	Nordine Benfodda	NCL	33:08.99	-	-	-	-	-
2011W	Kupsy Bisamo	PNG	33:18.95	-	-	-	-	-
2012E	-	-	-	-	-	-	-	-
2012W	Christopher Magtoto	GUM	34:17.44	-	-	-	-	-
2013	Josh Maisey	NZL	32:31.31	-	-	-	-	-
2014	Hamish MacDonald	nAUS	33:22.40	-	-	-	-	-
2015	Matthew Dryden	NZL	34:18.41	-	-	-	-	-

3000 Metres Steeplechase			110 Metres Hurdles			400 Metres Hurdles			
1990	Duane Humphreys	NZL	9:12.83	Robert McNeill	NZL	15.39	Jonathan Schmidt	NZL	52.83
1994	Hamish Christensen	NZL	8:54.74	Nick Bolton	NZL	14.67w	Nick Bolton	NZL	53.01
1996	Primo Higa	SOL	9:41.87	Avele Tanielu	SAM	15.15	Callum Stuart	NZL	53.74

1998	Medley Laban	PNG	10:03.48	Ivan Wakit	PNG	15.10	Ivan Wakit	PNG	55.98
2000	Primo Higa	SOL	9:58.06	Joseph Rodan II	FIJ	14.91w	Ivan Wakit	PNG	52.40
2002	Neville Smith	NZL	9:47.07	Avele Tanielu	SAM	15.18	Mowen Boino	PNG	53.06
2004	Rodney Rapasi Gapiromgo	SOL	10:59.44	Avele Tanielu	SAM	14.85	Aleki Toetu'u Sapoi	TGA	54.38
2006	Tim Hodge	NZL	9:34.59	Mowen Boino	PNG	15.02	Mowen Boino	PNG	51.62
2008	Tim Rogers	NFI	12:18.36	Toriki Urarii	PYF	15.11	Mowen Boino	PNG	52.07
2010	Sapalai Yao	PNG	10:00.07	Greg Eyears	AUS	14.20	Daniel O'Shea	NZL	51.68
2011E	-	-	-	Ah Chong Sam Chong	SAM	17.30	Cameron French	NZL	54.25
2011W	Chris Votu	SOL	10:23.12	Reginald Monagi	PNG	16.40	Mowen Boino	PNG	51.88
2012E	Theo Houdret	NCL	10:13.80	-	-	-	-	-	-
2012W	Anthony Lynch	AUS	10:43.68	Greg Eyears	AUS	14.69	Jeofry Limtiaco	GUM	57.57
2013	Sapalai Yao	PNG	9:49.67	Tyler Heron	AUS	15.57	Mowen Boino	PNG	51.97
2014	-	-	-	Wala Gime	PNG	14.80	Leigh Bennett	AUS	52.52
2015	Sapalai Yao	PNG	9:39.74	Jack Conway	AUS	14.40	Michael Cochrane	NZL	50.69

High Jump

1990	Ray Featherstone	NZL	2.06
1994	Michael Sharapoff	NZL	2.05
1996	Zane Dockray	AUS	2.07
1998	Benetti Schwalger	SAM	1.95
2000	Glen Paterson	NZL	2.00
2002	Grant Knaggs	NZL	1.99
2004	Rajendra Prasad	FIJ	1.99
2006	Josh Hall	AUS	2.07
2008	David Birati	KIR	1.92
2010	Josh Hall	AUS	2.20
2011E	Raihau Maiau	PYF	2.02
2011W	Joshua Hall	AUS	2.19
2012E	Raihau Maiau	PYF	1.85
2012W	Blake Acton	AUS	1.96
2013	Jordan Peters	NZL	2.06
2014	Jason Strano	AUS	2.00
2015	John Dods	nAUS	2.15

Pole Vault

Marcus Pointon	NZL	4.40
Thibaut Cattiau	TAH	4.55
Lee Brown	AUS	4.20
Tokaikolo Latapu	TGA	3.00
Eric Reuillard	NCL	4.80
J. G. Nel	NZL	4.56
Jeremy McColl	NZL	4.40
-	-	-
-	-	-
Reginald Monagi	PNG	3.20
-	-	-
-	-	-
Cedric Dubler	AUS	4.50
-	-	-
Triston Vincent	NZL	AUS

Long Jump

Simon Raynes	NZL	7.21
Aaron Langdon	NZL	7.62w
Robert Tubaga	VAN	6.99
Gene Pateman	NZL	7.13
David Lane	NZL	7.10
Fagamanu Sofai	SAM	6.83w
Melvin Hamou	NZL	6.86
Daniel Natusch	NZL	7.14
Frederic Erin	NCL	7.59
Frédéric Erin	NCL	7.70
Raihau Maiau	PYF	7.58
Boitu Baiteke	KIR	6.52
Raihau Maiau	PYF	7.42w
Scott Crowe	AUS	7.44
Cedric Dubler	AUS	7.24w
Tim McGuire	AUS	7.58w
Waisale Dausoko	FIJ	7.51w

Triple Jump

1990	Simon Raynes	NZL	14.66
1994	Apolosi Foliaki	TAH	14.95
1996	Clinton Joyce	AUS	15.20w
1998	Edward Bai	PNG	12.76
2000	Fagamanu Sofai	SAM	14.92
2002	Tim Hawkes	NZL	14.66w
2004	Sandy Katusele	PNG	14.70
2006	Charles Nicholson	NZL	13.56
2008	Frank Louey	FIJ	14.23
2010	Frédéric Erin	NCL	15.45
2011E	Scott Thomson	NZL	14.39
2011W	Boitu Baiteke	KIR	13.90
2012E	Scott Thomson	NZL	14.74
2012W	Alex Lorraway	AUS	15.32
2013	Scott Thomson	NZL	14.91
2014	Eugene Vollmer	FIJ	15.60w
2015	Tim McGuire	AUS	14.97w

Shot Put

Douglas Mace	NZL	15.60
Patrick Hellier	NZL	16.10
Chris Gaviglio	AUS	15.92
Tristan Mave	NZL	15.06
Hohepa Poihipi	NZL	14.03
Chris Mene	SAM	14.22
Shaka Sola	SAM	17.86
Stephen Lasei	SAM	14.39
Daniel Kilama	NCL	16.76
Scott Martin	AUS	19.55
Emanuel Fuamatu	SAM	17.79
Joseph Dabana	NRU	14.16
Emanuel Fuamatu	SAM	18.26
Joseph Dabana	NRU	13.53
Alex Rose	AUS	17.22
Jacko Gill	NZL	20.70
Alexander Rose	SAM	16.89

Discus Throw

Ian Boller	AUS	47.80
Gordon Barff	TAH	48.54
Chris Boccalatte	AUS	49.90
Tristan Mave	NZL	46.58
Hohepa Poihipi	NZL	47.85
Chris Mene	SAM	50.52
Shaka Sola	SAM	53.79
Stephen Lasei	SAM	45.75
Daniel Kilama	NCL	48.06
Marshall Hall	NZL	51.53
Shaka Sola	SAM	43.10
Mitchell Cooper	AUS	45.51
Alex Rose	SAM	56.29
Michael Day	AUS	40.16
Alex Rose	SAM	56.05
Dale Pritchard	NZL	47.76
Alexander Rose	SAM	60.95

Hammer Throw

1990	Douglas Mace	NZL	57.50
1994	Patrick Hellier	NZL	63.16
1996	Patrick Hellier	NZL	63.60
1998	Brentt Jones	NFI	53.50
2000	Brentt Jones	NFI	55.01
2002	Tane Edwards	NZL	50.54
2004	Faleono Seve	SAM	53.00
2006	Justin Andre	GUM	50.03
2008	Thomas McGuire	AUS	46.00
2010	Tim Driesen	AUS	66.59
2011E	Emanuel Fuamatu	SAM	46.70
2011W	-	-	-
2012E	Alex Rose	SAM	51.10
2012W	Joseph Dabana	NRU	27.21

Javelin Throw

James Goulding	FIJ	71.54
Steven Madeo	AUS	67.84
Andrew Harrison	NZL	65.26
Andrew Ratawa	FIJ	66.94
James Goulding	FIJ	68.37
Scott McFarlane	NZL	57.59
Karl Fitzpatrick	NZL	56.47
Leslie Copeland	FIJ	67.28
Leslie Copeland	FIJ	67.02
Leslie Copeland	FIJ	75.08
Ben Langton-Burnell	NZL	59.65
Reginald Monagi	PNG	44.54
-	-	-
Calumn Hockey	AUS	46.70

Pentathlon/Octathlon

-	-	-
-	-	-
-	-	-
-	-	-
-	-	-
Nathan Baart	AUS	3078
Nathan Baart	AUS	5131
Brendan Peeters	AUS	4927
Scott McLaren	NZL	7293 Dec
Inoke Finau	TGA	4767 Oct
-	-	-
-	-	-
-	-	-

2013	Alex Rose	SAM	55.49	Leslie Copeland	FIJ	76.87	Nick Gerrard	NZL	6807
2014	Emanuele Tusitatio	SAM	45.53	Leslie Copeland	FIJ	70.66	Viliani Siale	TON	4852
2015	Warren Button	NZL	58.14	John Crandell	AUS	64.35	Siologa Viliamu	SAM	4395

20/10 Kilometres/5000 Metres Walk 4 x 100 Metres Relay

1990	Paul McElwee	NZL	1:39:46	Fiji & Tonga		41.97	Fiji		3:15.29
1994	Shane Brown	NZL	1:43:55	New Zealand		41.57	Fiji		3:12.40
1996	Nick McDonald	NZL	51:17	Fiji		42.36	Papua New Guinea		3:21.51
1998	Dip Chand	FIJ	54:41	Papua New Guinea		42.22	Papua New Guinea		3:22.84
2000	-	-	-	Papua New Guinea		41.96	Papua New Guinea		3:18.56
2002	Dip Chand	FIJ	28:27.76	-		-	-		-
2004	-	-	-	<i>New Zealand "A"</i>		41.49	-		-
2006	-	-	-	Fiji		41.73	-		-
2008	-	-	-	Fiji		42.01	-		-
2010	-	-	-	Fiji		42.02	-		-
2011E	-	-	-	Fiji		41.71	Fiji		3:17.62
2011W	-	-	-	-		-	Vanuatu		3:23.23
2012E	-	-	-	New Zealand		41.91	New Zealand		3:23.28
2012W	Brandon Dewar	AUS	21:39.81	Papua New Guinea		42.30	Australia		3:12.56
	<i>Dane Bird-Smith</i>	<i>nAUS</i>	<i>40:21</i>						
2013	-	-	-	Tonga		43.27	New Zealand		3:21.26
2014	-	-	-	Fiji		41.61	Papua New Guinea		3:16.72
2015	Jarad Free	NZL	24:18.39	Fiji		40.98	Australia		3:15.55
	Jarad Free	NZL	46:17						

4 x 400 Metres Relay**Mixed 800 Metres Medley Relay** (to 2008, then from 2013)

2002	Papua New Guinea	1:31.17
2004	Vanuatu	1:34.86
2006	New Zealand	1:35.62
2008	Fiji	1:38.29
2013	New Zealand	1:36.31
2014	Australia	1:41.11

WOMEN**100 Metres**

1990	Bindee Goonchew	AUS	12.17
1994	Vaciseva Tavaga	FIJ	12.17
1996	Siulolo Liku	TGA	12.26
1998	Nicola Kidd	AUS	12.22
2000	Litiana Miller	FIJ	12.03
2002	Makelesi Bulikiobo	FIJ	12.22
2004	Mae Koime	PNG	12.02w
2006	Mae Koime	PNG	11.79
2008	Mae Koime	PNG	11.66
2010	Toea Wisil	PNG	11.85
2011E	Elenoa Sailosi	FIJ	12.46
2011W	Madeleine Powell	AUS	12.34
2012E	Larissa Dyke	NZL	12.32
2012W	Chrissa Detanamo	NRU	12.28
2013	Toea Wisil	PNG	11.90
2014	Toea Wisil	PNG	11.57
2015	Toea Wisil	PNG	11.41w

200 Metres

Bindee Goon Chew	AUS	25.30
Vaciseva Tavaga	FIJ	24.37w
Renee Robson	AUS	24.51w
Anita Sutherland	NZL	23.74
Nicola Morris	NZL	25.14w
Makelesi Bulikiobo	FIJ	24.21
Mae Koime	PNG	24.68
Monique Williams	NZL	23.72
Mae Koime	PNG	24.11
Toea Wisil	PNG	23.63w
Elenoa Sailosi	FIJ	25.39
Venessa Waro	PNG	25.45
Zoe Ballantyne	NZL	24.97
Larissa Chambers	AUS	24.70
Toea Wisil	PNG	24.45
Younis Bese	FIJ	25.04w
Toea Wisil	PNG	23.71

400 Metres

Kirsten Downie	NZL	56.11
Mary Estelle Kapalu	VAN	55.72
Renee Robson	AUS	55.27
Marissa Stephen	NZL	54.60
Mary Estelle Kapalu	VAN	55.37
Makelesi Bulikiobo	FIJ	56.67
Casey CunninghamAUS	55.92	
Monique Williams	NZL	55.21
Salome Dell	PNG	55.45
Pirrenee Steinert	AUS	53.63
Miriama Senokonoko	FIJ	56.44
Yvonne Bennet	NMI	57.66
Suliana Batirau Gusuivalu	FIJ	57.14
Donna Koniel	PNG	56.17
Alicia Keir	AUS	55.07
Alexandra Bartholomew	AUS	55.56
Betty Burua	PNG	54.32

800 Metres

1990	Helen Hawley	NZL	2:09.35
1994	Andrea Williams	NZL	2:14.13
1996	Vasa Tulahe	TGA	2:23.37
1998	Salome Tabuatalei	FIJ	2:21.44
2000	Rochelle Heron	NZL	2:14.26
2002	Liz Auld	NZL	2:11.79
2004	Riana Dinsmore	AUS	2:20.84
2006	Betty Burua	PNG	2:18.35
2008	Salome Dell	PNG	2:10.92
2010	Salome Dell	PNG	2:07.55
2011E	-	-	-
2011W	Emma Dick	AUS	2:18.99
2012E	-	-	-
2012W	Kate Johnston	nAUS	2:12.38
2013	Alicia Keir	AUS	2:08.05
2014	Alicia Keir	AUS	2:16.10
2015	Donna Koniel	PNG	2:09.58

1500 Metres

Helen Hawley	NZL	4:33.17
Sharon McKenzie	NZL	4:39.64
Salome Tabuatalei	FIJ	4:52.05
Salome Tabuatalei	FIJ	4:50.52
Salome Tabuatalei	FIJ	5:15.11
Liz Auld	NZL	4:38.37
Julia Scoones	NZL	4:52.60
Lucy van Dalen	NZL	4:40.64
Salome Dell	PNG	4:40.39
Salome Dell	PNG	4:38.58
-	-	-
Emma Dick	AUS	4:53.88
Christina Taylor	NZL	4:40.21
Kate Johnston	nAUS	4:32.16
Pippa Trevella	NZL	4:33.36
Coreena Cleland	AUS	4:27.36

3000/5000 Metres

Wendy Cottrell	NZL	10:01.72
Nicola McDonald	NZL	18:03.37
Salome Tabuatalei	FIJ	19:17.56
Rebecca Rider	AUS	18:06.84
Vasa Tulahe	TGA	19:58.34
Brooke Eddy	NZL	16:58.72
Julia Scoones	NZL	19:49.29
Holly van Dalen	NZL	18:27.90
Nicole Layson	GUM	21:11.76
-	-	-
Anne-Sophie Barle	PYF	19:31.91
Amy Atkinson	GUM	19:53.13
Elodie Mevel	PYF	20:27.63
Hilda Mabe	SOL	22:03.24
Sharon Firisua	SOL	19:41.23
Sharon Firisua	SOL	18:59.07
Sharon Firisua	SOL	18:35.51

3 Kilometres Cross Country/10,000 Metres				20 Kilometres/Half Marathon				2000/3000 Metres Steeplechase					
1990	-	-	-	Lee-Ann McPhillips	NZL	1:22:22 ^{20km}	-	-	-	-	-	-	-
1994	-	-	-	Irene Wilson	NZL	1:25:38	-	-	-	-	-	-	-
1996	-	-	-	Marion Canute	AUS	1:21:43	-	-	-	-	-	-	-
1998	-	-	-	-	-	-	-	-	-	-	-	-	-
2000	-	-	-	-	-	-	-	Jacqui Falconer	NZL	7:10.86	-	-	-
2002	-	-	-	Kylie Colum	AUS	78:57	-	Brooke Eddy	NZL	6:56.52	-	-	-
2004	-	-	-	-	-	-	-	-	-	-	-	-	-
2006	-	-	-	Faye Ondelacy	ASA	79:35	-	-	-	-	-	-	-
2008	Salome Dell	PNG	11:08	Marie Benito	GUM	1:35:20	-	-	-	-	-	-	-
2010	-	-	-	-	-	-	-	Sarah McSweeney	NZL	11:14.44	-	-	-
2011E	Anne-Sophie Barle	PYF	41:46.53	-	-	-	-	-	-	-	-	-	-
2011W	Dainah Matekali	SOL	43:12.64	-	-	-	-	-	-	-	-	-	-
2012E	Elodie Mevel	PYF	42:43.71	-	-	-	-	Christina Taylor	NZL	11:21.94	-	-	-
2012W	-	-	-	-	-	-	-	-	-	-	-	-	-
2013	Elodie Mevel	PYF	41:04.47	-	-	-	-	Stephanie Kondogonis	AUS	11:18.08	-	-	-
2014	-	-	-	-	-	-	-	Nikki Hiscock	AUS	11:56.02	-	-	-
2015	Mary Kua	PNG	40:39.52	-	-	-	-	Rama Kumiligo	PNG	11:10.48	-	-	-
100 Metres Hurdles				400 Metres Hurdles				High Jump					
1990	Katie Ackerman	AUS	14.67	Lily Tua	PNG	64.31	-	Carmel Corbett	NZL	1.77	-	-	-
1994	Janiene Ashbridge	NZL	14.06w	Mary Estelle Kapalu	VAN	61.70	-	Carmen Hunter	AUS	1.77	-	-	-
1996	Siulolo Liku	TGA	14.61w	Megan Minehane	AUS	65.15	-	Belinda Laverack	AUS	1.74	-	-	-
1998	Nicola Kidd	NZL	14.36	Nicola Kidd	NZL	58.80	-	Vicki Collins	AUS	1.70	-	-	-
2000	Laurence Upigit	New Caledonia	14.86	Mary Estelle Kapalu	VAN	60.62	-	Tatum Rickard	NZL	1.68	-	-	-
2002	Rachel Rogers	FIJ	15.39	Mae Koime	PNG	69.15	-	Elizabeth Murphy	AUS	1.69	-	-	-
2004	Cécile Tiatia	PYF	15.33	Cécile Tiatia	PYF	63.70	-	Tiffany Pickford	NZL	1.69	-	-	-
2006	Terani Faremiro	PYF	16.08	Chloe Butler	AUS	63.37	-	Véronique Boyer	PYF	1.78	-	-	-
2008	Milika Tuivanuavou	FIJ	16.22	Sharon Henry	PNG	61.83	-	Casey Narrier	AUS	1.70	-	-	-
2010	Andrea Miller	NZL	13.55	Lisa Spencer	AUS	60.68	-	-	-	-	-	-	-
2011E	Kelsey Berryman	NZL	14.78	Tracey Hale	NZL	61.60	-	Liz Lamb	NZL	1.80	-	-	-
2011W	Madeleine Powell	AUS	14.34	Lisa Spencer	AUS	60.77	-	Emma Sutherland	NZL	1.65	-	-	-
2012E	Zoe Ballantyne	NZL	14.51	Zoe Ballantyne	NZL	61.63	-	Tara Strano	AUS	1.71	-	-	-
2012W	-	-	-	Donna Koniel	PNG	61.54	-	Vianca du Toit	NZL	1.71	-	-	-
2013	Natalie Booth	NZL	16.16	Madeleine Powell	AUS	63.17	-	Kristen Smith	AUS	1.68	-	-	-
2014	Sharon Kwarula	PNG	14.43	Sharon Kwarula	PNG	59.82	-	Timeri Lamorelle	PYR	1.52	-	-	-
2015	Fiona Morrison	NZL	13.57	Betty Burua	PNG	59.10	-	Anna Staib	AUS	1.63	-	-	-
								Ashleigh Reid	AUS	1.80	-	-	-
Pole Vault				Long Jump				Triple Jump					
1990	-	-	-	Katie Ackerman	AUS	6.01	-	-	-	-	-	-	-
1994	-	-	-	Frith Maunder	NZL	6.10	-	Shelley Stoddart	NZL	12.50	-	-	-
1996	-	-	-	Melissa Toigo	AUS	6.11	-	Siulolo Liku	TGA	12.29	-	-	-
1998	Melina Hamilton	NZL	3.60	Siulolo Liku	TGA	6.01	-	Kelera Nacewa	NZL	12.48	-	-	-
2000	Nikki Beckett	NZL	3.20	Siulolo Liku	TGA	6.15	-	Tatum Rickard	NZL	11.87	-	-	-
2002	Sophie Chiet	NZL	3.61	Elizabeth Murphy	AUS	5.78w	-	Meslesia Mafile'o	TGA	12.16w	-	-	-
2004	Amber Grogan	NZL	3.40	Soko Salaqiqi	FIJ	5.52	-	Véronique Boyer	PYF	12.64	-	-	-
2006	-	-	-	Soko Salaqiqi	FIJ	5.59	-	Nneka Okpala	NZL	12.29	-	-	-
2008	-	-	-	Makelesi Tumalevu	FIJ	5.70	-	Monique Lafaiaili	SAM	10.20	-	-	-
2010	-	-	-	Marissa Pritchard	NZL	5.81w	-	Katie Cox	AUS	12.33w	-	-	-
2011E	Dolores Dogba	PYF	3.00	Mariah Ririnui	NZL	5.62	-	Ana Katiloka	TGA	11.17	-	-	-
2011W	-	-	-	Helen Philemon	PNG	5.45	-	Naomi Blaz	GUM	9.88	-	-	-
2012E	-	-	-	-	-	-	-	Nneka Okpala	NZL	12.85	-	-	-
2012W	-	-	-	-	-	-	-	Allison Nankivell	AUS	13.31w	-	-	-
2013	Lucie Tepea	TWC	2.70	Emma Knight	AUS	5.74	-	Jenni Scott	NZL	11.64	-	-	-
2014	-	-	-	Catherine Hannell	nAUS	5.58w	-	Anna Thomson	NZL	11.81	-	-	-
2015	-	-	-	Catherine Hannell	nAUS	5.82w	-	Milika Tuivanuavou	FIJ	12.29w	-	-	-
Shot Put				Discus Throw				Hammer Throw					
1990	Tania Lutton	NZL	13.52	Jeanette Park	NZL	47.02	-	-	-	-	-	-	-
1994	Elizabeth Binns	NZL	13.08	Geraldine Isaacs	NZL	40.02	-	Teresa Came	NZL	50.52	-	-	-
1996	Raylene Bates	NZL	13.11	Raylene Bates	NZL	42.08	-	Tasha Williams	NZL	53.24	-	-	-
1998	Maria Disolokai	FIJ	13.86	Maria Disolokai	FIJ	40.75	-	Belinda King	NZL	49.60	-	-	-
2000	Ana Po'uhila	TGA	14.36	Melehiho Uhi	TGA	47.04	-	Sharyn Tennant	AUS	47.42	-	-	-
2002	Ana Po'uhila	TGA	15.66	Melehiho Uhi	TGA	51.01	-	Sharyn Tennant	AUS	54.63	-	-	-
2004	Ana Po'uhila	TGA	14.89	Tereapii Tapoki	COK	52.98	-	Andrea Vigers	NZL	46.61	-	-	-
2006	Ana Po'uhila	TGA	16.57	Tereapii Tapoki	COK	52.83	-	Jess Charlesworth	NZL	43.70	-	-	-
2008	Margaret Satupai	SAM	13.94	Tereapii Tapoki	COK	50.59	-	Kelly Humphries	AUS	45.57	-	-	-
2010	Margaret Satupai	SAM	15.95	Beatrice Faumuina	NZL	58.32	-	Bronwyn Eagles	AUS	62.99	-	-	-
2011E	Margaret Satupai	SAM	15.43	Margaret Satupai	SAM	47.12	-	Margaret Satupai	SAM	43.52	-	-	-

2011W	Rebecca Direen	AUS	12.27	Nina Grundler	NRU	29.01	Rebecca Direen	AUS	49.01
2012E	Alexaraee Toeaina	ASA	11.44	Alexaraee Toeaina	ASA	48.99	Rebecca Hodgson	NZL	47.78
2012W	Rebecca Direen	AUS	12.87	Claudia Steiner	AUS	38.81	Jacinta Faint	AUS	47.76
2013	Tereapii Tapoki	COK	14.17	Christie Chamberlain	AUS	50.68	Rebecca Direen	AUS	48.17
2014	Ata Maama Tu'utafaiva	TGA	13.64	Ariana Blackwood	NZL	41.44	Jacinta Faint	AUS	49.00
2015	Milika Tuivanuvou	FIJ	14.35	Siositina Hakeai	NZL	56.06	Kaysanne Hockey	AUS	54.01
Javelin Throw			Pentathlon/Heptathlon			5000 Metres/10 Kilometres Walk			
1990	Mereoni Vibose	FIJ	48.70	-	-	-	New Zealand	-	47.92
1994	Melissa Brearley	NZL	48.34	-	-	-	Monique Greenoff-Gaffney	AUS	57:09
1996	Hayley Wilson	NZL	45.68	-	-	-	Angela Keogh	NFI	57:14
1998	Tiffany Dudman	AUS	42.87	-	-	-	Angela Keogh	NFI	58:00
2000	Anna Pou'hila	TGA	42.32	-	-	-	-	-	-
2002	Linda Selui	NCL	47.90	-	-	-	-	-	-
2004	Serafina Akeli	SAM	50.22	Dolores Dogba	PYF	2713	-	-	-
2006	Tereapii Tapoki	COK	45.85	-	-	-	-	-	-
2008	Milika Tuivanuvou	FIJ	39.36	Narelle Long	AUS	3081	-	-	-
2010	Karen Clarke	AUS	48.82	-	-	-	Nicole Fagan	AUS	52:31
2011E	Teruerani Tanepau	PYF	42.62	-	-	-	-	-	-
2011W	Eunice Steven	PNG	32.71	-	-	-	-	-	-
2012E	Tori Peeters	NZL	42.21	-	-	-	Roseanne Robinson	NZL	24:34.24
2012W	-	-	-	-	-	-	Roseanne Robinson	NZL	49.43
2013	Laura Overton	NZL	41.98	Elana Withnall	AUS	4348	Claire Tallent	AUS	21:57.48
2014	Eunice Steven	PNG	34.96	Elana Withnall	AUS	4329	Claire Tallent	AUS	44.19
2015	Laura Overton	NZL	45.87	Sarah Wood	nAUS	5052	Lesley Cantwell	NZL	25:39.79
-	-	-	-	-	-	-	Zoe Hunt	AUS	25:28.75
-	-	-	-	-	-	-	Zoe Hunt	AUS	50:21
4 x 100 Metres Relay			4 x 400 Metres Relay			800 Metres Medley Relay			
1990	New Zealand	-	47.92	Australia	-	3:55.73	-	-	-
1994	Fiji	-	47.10	New Zealand	-	3:54.14	-	-	-
1996	New Zealand	-	47.67	New Zealand	-	3:59.83	-	-	-
1998	New Zealand	-	47.02	New Zealand	-	3:51.14	-	-	-
2000	New Zealand	-	48.36	New Zealand	-	3:54.19	-	-	-
2002	-	-	-	-	-	-	Fiji	-	1:45.09
2004	Australia	-	49.27	-	-	-	Australia	-	1:49.80
2006	Papua New Guinea	-	48.30	-	-	-	-	-	-
2008	Papua New Guinea	-	47.27	-	-	-	-	-	-
2010	Papua New Guinea	-	46.86	-	-	-	-	-	-
2011E	Fiji	-	48.09	Fiji	-	4:03.57	-	-	-
2011W	Australia	-	49.99	-	-	-	-	-	-
2012E	Fiji	-	49.72	Fiji	-	3:59.33	-	-	-
2012W	Australia	-	49.55	Australia	-	4:00.81	-	-	-
2013	New Zealand	-	49.07	New Zealand	-	3:52.38	-	-	-
2014	Australia	-	47.88	Australia	-	3:51.49	-	-	-
2015	Papua New Guinea	-	46.31	Papua New Guinea	-	3:52.66	-	-	-

SOUTH AMERICAN CHAMPIONSHIPS

Venues - 1919: Montevideo; 1920: Santiago de Chile; 1924: Buenos Aires; 1926: Montevideo; 1927: Santiago de Chile; 1929: Lima; 1931: Buenos Aires; 1933: Montevideo; 1935: Santiago de Chile; 1937: São Paulo; 1939: Lima; 1941: Buenos Aires; 1943: Santiago de Chile; 1945: Montevideo; 1947: Rio de Janeiro; 1949: Lima; 1952: Buenos Aires; 1954: São Paulo; 1956: Santiago de Chile; 1958: Montevideo; 1961: Lima; 1963: Cali; 1965: Rio de Janeiro; 1967: Buenos Aires; 1969: Quito; 1971: Lima; 1974: Santiago de Chile; 1975: Rio de Janeiro; 1977: Montevideo; 1979: Bucaramanga; 1981: La Paz; 1983: Santa Fé; 1985: Santiago de Chile; 1987: São Paulo; 1989: Medellín; 1991: Manáus; 1993: Lima; 1995: Manáus; 1997: Mar del Plata; 1999: Bogotá; 2001: Manáus; 2003: Barquisimeto; 2005: Cali; 2006: Tunja; 2007: São Paulo; 2009: Lima; 2011: Buenos Aires; 2013: Cartagena; 2015: Lima

MEN

100 Metres			200 Metres			400 Metres			
1919	Henry Bowles	URU	11.8	Isabelino Gradín	URU	23.2	Isabelino Gradín	URU	52.4
1920	Marcelo Uranga	CHI	10.8	Isabelino Gradín	URU	22.4	Isabelino Gradín	URU	54.0
1924	Miguel Enrico	ARG	10.9	Félix Escobar	ARG	22.1	Félix Escobar	ARG	49.4
1926	Eduardo Albe	ARG	11.0	Eduardo Albe	ARG	21.8w	Federico Brewster	ARG	50.0
1927	Juan B. Pina	ARG	10.8	Juan B Pina	ARG	22.0	Angel Prada	ARG	50.0
1929	Hernán Spinassi	ARG	10.7	Hernán Spinassi	ARG	21.9	Vicente Salinas	CHI	49.0
1931	Carlos Bianchi-Lutti	ARG	10.9	Carlos Bianchi-Lutti	ARG	21.9	Vicente Salinas	CHI	49.6
1933	José Almeida	BRA	10.6	Vicente Salinas	CHI	21.7	Vicente Salinas	CHI	48.4

1935	José Almeida	BRA	10.7	Vicente Salinas	CHI	21.9	Vicente Salinas	CHI	48.7
1937	José de Assis	BRA	10.6	Carlos Hoffmeister	ARG	21.6	Antonio Damaso	BRA	50.0
1939	José de Assis	BRA	10.6	José de Assis	BRA	21.4	Sylvio Padilha	BRA	49.1
1941	José de Assis	BRA	10.8	José de Assis	BRA	21.4	Rosalvo Ramos	BRA	50.2
1943	Adelio Márquez	ARG	10.8	Roberto Valenzuela	CHI	22.2	Jorge Ehlers	CHI	48.6
1945	José de Assis	BRA	10.5	José de Assis	BRA	21.3	Jorge Ehlers	CHI	49.0
1947	Gerardo Bönnhoff	ARG	11.0	Alberto Triulzi	ARG	22.0	Gustavo Ehlers	CHI	49.0
1949	Gerardo Salazar	PER	10.7	Mario Fayos	URU	21.7	Gustavo Ehlers	CHI	49.5
1952	Gerardo Salazar	PER	10.7	Gerardo Bönnhoff	ARG	21.5	Gustavo Ehlers	CHI	48.7
1954	Paulo Fonseca	BRA	10.6	José da Conceição	BRA	21.2	Mario do Nascimento	BRA	48.3
1956	Paulo Fonseca	BRA	10.6	João Pires	BRA	21.5	Jaime Aparicio	COL	47.7
1958	José da Conceição	BRA	10.5	José da Conceição	BRA	21.6	Argemiro Roque	BRA	48.6
1961	Arquímedes Herrera	VEN	10.6	Horacio Estévez	VEN	21.3	Anubes Silva	BRA	48.8
1963	Arquímedes Herrera	VEN	10.2	Arquímedes Herrera	VEN	20.9	Hortensio Fusil	VEN	46.7
1965	Iván Moreno	CHI	10.4	Carlos Barón	CHI	21.6	Víctor Maldonado	VEN	47.5
1967	Iván Moreno	CHI	10.4	Pedro Grajales	COL	20.9	Pedro Grajales	COL	46.4
1969	Iván Moreno	CHI	10.6	Iván Moreno	CHI	20.9	Andrés Calonge	ARG	46.9
1971	Félix Mata	VEN	10.6	Fernando Acevedo	PER	21.2	Fernando Acevedo	PER	46.4
1974	Rui da Silva	BRA	10.5	Rui da Silva	BRA	21.2	Víctor Patínez	VEN	46.6
1975	Rui da Silva	BRA	10.5	Rui da Silva	BRA	20.9	Delmo da Silva	BRA	47.0
1977	Rui da Silva	BRA	10.3	Rui da Silva	BRA	21.3	Delmo da Silva	BRA	47.7
1979	Altevir de Araújo	BRA	10.1	Altevir de Araújo	BRA	20.5	Geraldo Pegado	BRA	46.2
1981	Katsuhiko Nakaia	BRA	10.1	Paulo Correa	BRA	20.2	Geraldo Pegado	BRA	46.8
1983	Nelson dos Santos	BRA	10.3	Paulo Correa	BRA	21.3	Sergio Menezes	BRA	46.8
1985	Arnaldo de Oliveira	BRA	10.39	Robson da Silva	BRA	20.70	Héctor Daley	PAN	46.06
1987	Robson da Silva	BRA	10.39	Robson da Silva	BRA	21.04	Héctor Daley	PAN	45.80
1989	John Jairo Mena	COL	10.4	Robson da Silva	BRA	20.44	Sergio Menezes	BRA	45.88
1991	Robson da Silva	BRA	10.18	Robson da Silva	BRA	20.79	Carlos Morales	CHI	46.55
1993	Robson da Silva	BRA	10.58	Robson da Silva	BRA	20.9	Wilson Cañizales	COL	46.5
1995	Robson da Silva	BRA	10.29	Robson da Silva	BRA	20.54	Sanderlei Parrela	BRA	45.74
1997	Sebastián Keitel	CHI	10.30	Claudinei da Silva	BRA	21.06	Sanderlei Parrela	BRA	46.17
1999	André da Silva	BRA	10.06	Edson Ribeiro	BRA	20.54w	Anderson dos Santos	BRA	45.39
2001	Raphael de Oliveira	BRA	10.36	André da Silva	BRA	20.52	Sanderlei Parrela	BRA	45.11
2003	Edson Ribeiro	BRA	10.30	Heber Viera	URU	20.60	William Hernández	VEN	45.81
2005	André da Silva	BRA	10.32	André da Silva	BRA	20.33w	Andrés Silva	URU	45.38
2006	Daniel Grueso	COL	10.50	Basilio de Morães	BRA	20.70	Sanderlei Parrela	BRA	46.19
2007	Vicente de Lima	BRA	10.36	Sandro Viana	BRA	20.54	Andrés Silva	URU	45.89
2009	Alonso Edward	PAN	10.29	Alonso Edward	PAN	20.45	Andrés Silva	URU	46.06
2011	Nilson André	BRA	10.35	Daniel Grueso	COL	20.90	Kléberson Davide	BRA	46.74
2013	Alex Quiñonez	ECU	10.22	Alex Quiñonez	ECU	20.44	José Meléndez	VEN	46.31
2015	Diego Armando Palomeque	COL	10.40	Alex Quiñonez	ECU	20.76	Albert Bravo	VEN	45.26

800 Metres

1919	Juan Campos	URU	2:04.8
1920	Enrique Thompson	ARG	2:06.2
1924	Francisco Dova	ARG	2:02.9
1926	Leopoldo Ledesma	ARG	1:58.4
1927	Serafin Dengra	ARG	1:58.2
1929	Leopoldo Ledesma	ARG	1:55.2
1931	Hermenegildo de Rosso	ARG	1:58.6
1933	Juan Anderson	ARG	1:57.8
1935	Juan Anderson	ARG	1:55.2
1937	Inocencio di Pino	ARG	1:56.2
1939	Luis Espinosa	PER	1:55.6
1941	Guillermo G. Huidobro	CHI	1:54.2
1943	Alfonso Rozas	CHI	1:54.6
1945	Agenor da Silva	BRA	1:55.3
1947	Adán Torres	ARG	1:53.7
1949	Hugo Ponce	ARG	1:56.6
1952	Argemiro Roque	BRA	1:53.3
1954	Ramón Sandoval	CHI	1:50.9
1956	Ramón Sandoval	CHI	1:49.0
1958	Ramón Sandoval	CHI	1:49.6
1961	Ramón Sandoval	CHI	1:50.9
1963	Oscar Rivera	COL	1:52.2
1965	Leslie Mentor	VEN	1:54.5
1967	Jorge Grosser	CHI	1:51.6
1969	Jorge Grosser	CHI	1:54.1
1971	Carlos Dalurzo	ARG	1:50.9
1974	Héctor López	VEN	1:50.4
1975	Carlos Villar	ARG	1:50.6

1500 Metres

Juan Baeza	CHI	4:29.8
Angel Entrecasas	ARG	4:23.2
Victor Moreno	CHI	4:11.9
Leopoldo Ledesma	ARG	4:11.0
Leopoldo Ledesma	ARG	4:10.2
Leopoldo Ledesma	ARG	4:01.0
Leopoldo Ledesma	ARG	4:05.8
Belisario Alarcón	CHI	4:02.6
Miguel Castro	CHI	4:04.0
Néstor Gomes	BRA	4:04.4
Miguel Castro	CHI	3:57.6
Guillermo G. Huidobro	CHI	3:58.7
Guillermo G. Huidobro	CHI	4:03.2
Roberto Yokota	CHI	4:05.2
Melchor Palmeiro	ARG	3:53.7
Hugo Nuttini	CHI	4:01.2
Milo Riveros	ARG	3:58.5
Jaime Correa	CHI	3:56.5
Ramón Sandoval	CHI	3:48.4
Ramón Sandoval	CHI	3:47.5
Ramón Sandoval	CHI	3:51.2
Alvaro Mejía	COL	3:53.5
Tarso Andrade	BRA	3:53.9
Jorge Grosser	CHI	3:52.2
Jorge Grosser	CHI	4:04.7
Víctor Ríos	CHI	3:48.6
José González	VEN	3:48.6
Jesús Barrero	COL	3:50.2

5000 Metres

not available		
Juan Jorquera	CHI	16:11.4
Manuel Plaza	CHI	15:37.2
Manuel Plaza	CHI	15:12.4
Manuel Plaza	CHI	15:36.0
Belisario Alarcón	CHI	15:44.8
José Ribas	ARG	15:04.8
Roger Ceballos	ARG	15:14.6
Roger Ceballos	ARG	15:44.0
Roger Ceballos	ARG	15:41.8
Miguel Castro	CHI	15:06.0
Raúl Ibarra	ARG	14:57.2
Raúl Inostroza	CHI	15:00.0
Raúl Ibarra	ARG	15:00.4
Raúl Inostroza	CHI	15:07.8
Ricardo Bralo	ARG	15:02.8
Raúl Inostroza	CHI	14:59.8
Jaime Correa	CHI	15:00.6
Oswaldo Suárez	ARG	14:30.8
Oswaldo Suárez	ARG	14:26.1
Oswaldo Suárez	ARG	14:54.7
Oswaldo Suárez	ARG	14:59.8
Domingo Amaison	ARG	14:46.6
Víctor Mora	COL	14:32.2
Víctor Mora	COL	15:36.6
Edmundo Warnke	CHI	14:07.6
Edmundo Warnke	CHI	14:17.6
Domingo Tibaduiza	COL	14:01.2

2013	Solonei da Silva	BRA	29:51.79	-	José Gregorio Peña	VEN	8:32.01
2015	Byron Piedra	ECU	28:30.80	-	Gerard Giraldo	COL	8:29.53

110 Metres Hurdles

1919	Harold Rosenqvist	CHI	17.0
1920	Harold Rosenqvist	CHI	16.4
1924	Guillermo Newbery	ARG	15.8
1926	Valerio Vallania	ARG	15.6
1927	Valerio Vallania	ARG	15.6
1929	Valerio Vallania	ARG	15.5
1931	Miguel Aldatz	ARG	15.6
1933	Sylvio Padilha	BRA	14.8
1935	Alfredo Mendes	BRA	15.5
1937	Juan Lavenás	ARG	15.2
1939	Alfredo Méndes	BRA	15.0
1941	Mario Cunha	BRA	15.1
1943	Julio Jaime	URU	15.7
1945	Julio Ramírez	URU	14.7
1947	Alberto Triulzi	ARG	14.7
1949	Alberto Triulzi	ARG	14.5
1952	Jörn Gevert	CHI	14.9
1954	Wilson Carneiro	BRA	14.3w
1956	Joel da Silva	BRA	14.7
1958	Wilson Carneiro	BRA	14.9
1961	Carlos Mossa	BRA	14.5
1963	John Muñoz	VEN	15.0
1965	Carlos Mossa	BRA	15.2
1967	Alfredo Deza	PER	14.5
1969	Patricio Saavedra	CHI	14.6
1971	Enrique Rendón	VEN	14.8
1974	Oscar Martín	VEN	14.6
1975	Marcio Lomónaco	BRA	14.2
1977	Oscar Martín	VEN	14.97
1979	Wellington Nobrega	BRA	14.4
1981	Juan C. Fuentes	CHI	14.2
1993	Pedro Chiamulera	BRA	14.3
1985	Pedro Chiamulera	BRA	13.87
1987	Lyndon Campos	BRA	14.13
1989	Pedro Chiamulera	BRA	14.1
1991	Joílto Bonfim	BRA	14.11
1993	Pedro Chiamulera	BRA	14.30
1995	Joílto Bonfim	BRA	13.92
1997	Emerson Perin	BRA	14.21w
1999	Luiz André Balcers	BRA	13.76
2001	Márcio de Souza	BRA	13.64
2003	Redelen dos Santos	BRA	13.45
2005	Redelen dos Santos	BRA	13.46w
2006	Paulo Villar	COL	13.62
2007	Anselmo Gomes da Silva	BRA	13.58
2009	Paulo Villar	COL	13.89
2011	Mateus Inocêncio	BRA	13.70
2013	Jorge McFarlane	PER	13.61
2015	João Vitor de Oliveira	BRA	13.96

400 Metres Hurdles

Julio Killian	CHI	59.2
Andres Mazzali	URU	59.0
Humberto Lara	CHI	56.2
Federico Brewster	ARG	55.4
Carlos Müller	CHI	56.4
Pedro Gálvez	PER	55.2
Sylvio Padilha	BRA	54.8
Sylvio Padilha	BRA	54.0
Vicente Salinas	CHI	56.0
Roberto González	ARG	55.2
Sylvio Padilha	BRA	53.6
Alfonso Hoetzel	CHI	56.4
Alfonso Rozas	CHI	55.1
José López	ARG	55.3
Sergio Guzmán	CHI	54.8
Hermenelindo Alberti	ARG	54.7
Wilson Carneiro	BRA	52.7
Jaime Aparicio	COL	52.2
Jaime Aparicio	COL	52.0
Ulises dos Santos	BRA	52.5
Juan C. Dyrzka	ARG	52.3
Juan C. Dyrzka	ARG	51.0
Victor Maldonado	VEN	51.5
Santiago Gordon	CHI	52.1
Juan C. Dyrzka	ARG	52.4
Juan C. Dyrzka	ARG	52.4
Francisco Rojas	PAR	52.1
Jesús Villegas	COL	50.8
Moisés Zambrano	VEN	53.7
Antonio E. D. Ferreira	BRA	50.7
Antonio E. D. Ferreira	BRA	52.3
Pedro Chiamulera	BRA	52.2
Pedro Chiamulera	BRA	49.71
Pablo Squella	CHI	50.42
Pedro Chiamulera	BRA	50.12
Eronilde de Araújo	BRA	49.65
Eronilde de Araújo	BRA	49.8
Eronilde de Araújo	BRA	48.63
Eronilde de Araújo	BRA	49.35
Eronilde de Araújo	BRA	49.13
Anderson dos Santos	BRA	50.48
Bayano Kamani	PAN	50.10
Thiago Bueno	BRA	50.87
Thiago Bueno	BRA	49.96
Raphael Fernandes	BRA	49.81
Andrés Silva	URU	50.28
Andrés Silva	URU	49.94
Mahau Suguimati	BRA	49.86
Andrés Silva	URU	49.43

High Jump

Carlos Patiño	URU	1.72
Hernán Orrego	CHI	1.76
Valerio Vallania	ARG	1.80
Valerio Vallania	ARG	1.85
Valerio Vallania	ARG	1.86
Valerio Vallania	ARG	1.80
Valerio Vallania	ARG	1.85
Alfonso Burgos	CHI	1.85
Icaro Mello	BRA	1.86
Julio Mera	PER	1.85
Julio Mera	PER	1.85
Guido Hanning	CHI	1.94
Antonio Barrionuevo	ARG	1.825
Hércules Azcune	URU	1.90
Alfredo Jadresic	CHI	1.91
Hércules Azcune	URU	1.90
José Conceição	BRA	1.90
José Conceição	BRA	2.00
Oscar Bártoli	ARG	1.93
José Conceição	BRA	1.90
Eugenio Velasco	CHI	1.95
Roberto Abugattás	ARG	1.97
Eleuterio Fassi	ARG	1.97
Oscar Canqui	PER	1.95
Luis Arbulú	PER	2.00
Luis Barrionuevo	ARG	2.05
Luis Arbulú	PER	2.06
Benedito Francisco	BRA	2.10
Iraja Cecy	BRA	2.05
Daniel Mamet	ARG	2.12
Jorge Archanjo	BRA	2.15
Jorge Archanjo	BRA	2.14
Milton Riitano	BRA	2.17
Fernando Moreno	ARG	2.17
Milton Riitano	BRA	2.15
Gilmar Mayo	COL	2.20
Hugo Muñoz	PER	2.22
Gilmar Mayo	COL	2.25
Gilmar Mayo	COL	2.26
Fabrizio Romero	BRA	2.26
Jessé Lima	BRA	2.20
Fabrizio Romero	BRA	2.22
Gilmar Mayo	COL	2.22
Jessé de Lima	BRA	2.28
Jessé de Lima	BRA	2.24
Jessé de Lima	BRA	2.16
Diego Ferrín	ECU	2.23
Talles Frederico Silva	BRA	2.22
Fernando Ferreira	BRA	2.22

Pole Vault

1919	Eugen Fonck	CHI	3.20
1920	Héctor Berruti	URU	3.26
1924	Jorge Haerberli	ARG	3.60
1926	Jorge Haerberli	ARG	3.65
1927	Jorge Haerberli	ARG	3.70
1929	Diego Pojmaevich	ARG	3.80
1931	Diego Pojmaevich	ARG	3.70
1933	Diego Pojmaevich	ARG	3.95
1935	Guillermo Chirichigno	PER	3.50
1937	Walter Rheder	BRA	3.90
1939	Erwin Reimer	CHI	3.85
1941	Lucio de Castro	BRA	4.00
1943	Federico Horn	CHI	4.00
1945	Icaro Mello	BRA	3.90
1947	Lucio de Castro	BRA	3.90

Long Jump

Ricardo Müller	CHI	6.68
Ricardo Müller	CHI	6.52
Ramiro García	CHI	6.63
Valerio Vallania	ARG	6.75
Oscar Alvarado	CHI	6.69
Juan Mouras	CHI	6.87
Héctor Berra	ARG	6.97
Héctor Berra	ARG	7.26
João Rheder Netto	BRA	7.03
Márcio de Oliveira	BRA	7.37
Márcio de Oliveira	BRA	7.29
Guillermo Dyer	PER	7.20
Alberto Eggeling	CHI	7.02
José de Assis	BRA	7.09
Francisco Moura	BRA	7.10

Triple Jump

not available		
Adolfo Reccius	CHI	13.39
Luis Brunetto	ARG	14.64
Luis Brunetto	ARG	15.10
Luis Brunetto	ARG	14.64
Luis Brunetto	ARG	14.77
Luis Brunetto	ARG	14.23
Tomás Diz	ARG	13.80
Juan Reccius	CHI	14.31
João Netto	BRA	14.59
Oscar Bringas	PER	15.21
Carlos Pinto	BRA	15.10
Guillermo Dyer	PER	14.43
Geraldo de Oliveira	BRA	14.43
Geraldo de Oliveira	BRA	15.16

1949	Eduardo Oca	BRA	3.90	Enrique Kistenmacher	ARG	7.36	Helio da Silva	BRA	15.26
1952	Helcio da Silva	BRA	4.00	Ary da Sa	BRA	7.39	Adhemar da Silva	BRA	15.39
1954	Brígido Iriarte	VEN	3.90	Fermin Donazar	URU	7.51w	Adhemar da Silva	BRA	16.22
1956	José Infante	CHI	3.90	Fermin Donazar	URU	7.23	Jorge dos Santos	BRA	15.14
1958	José Infante	CHI	4.00	Fermin Donazar	URU	7.24	Adhemar da Silva	BRA	15.70
1961	Marcelo de Souza	BRA	3.90	John Muñoz	VEN	7.13	Asnoldo Devonish	VEN	14.68
1963	Marío Eleusippi	ARG	4.10	Héctor Thomas	VEN	7.22	Asnoldo Devonish	VEN	15.09
1965	Erico Barney	ARG	4.25	Iván Moreno	CHI	7.29	Nelson Prudencio	BRA	14.96
1967	Erico Barney	ARG	4.30	Iván Moreno	CHI	7.35	Nelson Prudencio	BRA	16.30
1969	Daniel Argoitia	ARG	4.40	Admlison Chitarra	BRA	7.60	Nelson Prudencio	BRA	16.34
1971	Erico Barney	ARG	4.50	Miguel Zapata	COL	7.41	Nelson Prudencio	BRA	15.58
1974	Cyro Valdés	COL	4.40	Emilio Mazzeo	ARG	7.29	João C. de Oliveira	BRA	16.34
1975	Renato B. Ferreira	BRA	4.50	João de Oliveira	BRA	7.66	João C. de Oliveira	BRA	16.48
1977	Renato B. Ferreira	BRA	4.40	João de Oliveira	BRA	7.95	João C. de Oliveira	BRA	16.40
1979	Fernando Ruocco	URU	4.70	Oswaldo Torres	VEN	7.67	José Salazar	VEN	16.23
1981	Fernando Hocés	CHI	4.90	Francisco Pichott	CHI	7.55	João de Oliveira	BRA	17.05
1983	Fernando Hocés	CHI	4.70	Oswaldo Frigerio	ARG	7.51	Francisco Pichott	CHI	15.64
1985	Oscar Veit	ARG	4.90	Enrique Canavire	VEN	7.54	Francisco dos Santos	BRA	16.87
1987	Oscar Veit	ARG	5.25	Paulo S. de Oliveira	BRA	7.65	Jorge T. da Silva	BRA	16.24
1989	Renato B. Ferreira	BRA	5.10	Luis Lourduy	COL	7.65	Sergio Saavedra	VEN	16.86
1991	Cristián Aspillaga	CHI	5.00	Paulo S. de Oliveira	BRA	7.83	Anisio Silva	BRA	16.15
1993	Oscar Veit	ARG	4.95	Paulo S. de Oliveira	BRA	7.99w	Anisio Silva	BRA	17.21
1995	Cristián Aspillaga	CHI	4.70	Douglas de Souza	BRA	8.05	Messias Baptista	BRA	16.29
1997	Oscar Veit	ARG	4.85	Nelson Ferreira	BRA	7.84	Anisio Silva	BRA	16.24
1999	Ricardo Diez	VEN	5.20	Lewis Asprilla	COL	7.96	Anisio Silva	BRA	16.48
2001	Javier Benítez	ARG	5.40	Nelson Ferreira	BRA	7.67	Jadel Gregório	BRA	16.98
2003	Ricardo Diez	VEN	5.20	Victor Castillo	VEN	7.78	Jadel Gregório	BRA	16.76
2005	Fábio da Silva	BRA	5.40	Erivaldo Vieira	BRA	8.15	Jefferson Sabino	BRA	16.24
2006	Germán Chiaraviglio	ARG	5.40	Rogério Bispo	BRA	8.32w	Hugo Chila	ECU	16.68w
2007	Fábio da Silva	BRA	5.77	Rogério Bispo	BRA	7.94	Jefferson Sabino	BRA	16.68
2009	Fábio da Silva	BRA	5.40	Rogério Bispo	BRA	7.77	Jefferson Sabino	BRA	16.38w
2011	Fábio da Silva	BRA	5.35	Jorge McFarlane	PER	7.95	Maximiliano Diaz	ARG	16.51
2013	Thiago Braz	BRA	5.83	Mauro da Silva	BRA	8.24	Jefferson Sabino	BRA	16.73
2015	Germán Chiaraviglio	ARG	5.70	Emiliano Lasa	URU	8.09	Jhon Murillo	COL	16.55

Shot Put

1919	Teodoro Scheihing	CHI	11.47
1920	Benigno Rodríguez	ARG	11.96
1924	Domingo Minetti	ARG	12.74
1926	Benjamin Acevedo	CHI	13.07
1927	Benjamin Acevedo	CHI	12.68
1929	Kurt Pollack	CHI	13.22
1931	Hector Benapres	CHI	13.39
1933	Rodolfo Buttori	ARG	14.14
1935	Carmine di Giorgio	BRA	13.69
1937	Carmine di Giorgio	BRA	14.14
1939	Francisco Scabello	BRA	13.88
1941	Ricardo Nitz	BRA	14.62
1943	Julián Llorente	ARG	14.33
1945	Emilio Malchiodi	ARG	14.69
1947	Emilio Malchiodi	ARG	14.30
1949	Julián Llorente	ARG	14.43
1952	Reidar Soerlie	ARG	14.44
1954	Alcides Dambros	BRA	15.32
1956	Alcides Dambros	BRA	14.97
1958	Enrique Helf	ARG	15.41
1961	Enrique Helf	ARG	15.86
1963	José Jacques	BRA	15.08
1965	José Jacques	BRA	15.61
1967	José Jacques	BRA	16.59
1969	José Jacques	BRA	16.88
1971	José Jacques	BRA	16.85
1974	Juan Turri	ARG	17.09
1975	Juan Turri	ARG	18.21
1977	José Carabolante	BRA	16.83
1979	Gert Weil	CHI	16.42
1981	Gert Weil	CHI	17.48
1983	Gert Weil	CHI	18.29
1985	Gert Weil	CHI	20.14
1987	Gert Weil	CHI	19.35

Discus Throw

Alberto Warncken	CHI	35.80
Jorge Llobet	ARG	35.28
David Estévez	URU	38.34
Jorge Llobet-Cullen	ARG	38.46
Pedro Elsa	ARG	38.56
Héctor Benaprés	CHI	41.63
Héctor Benaprés	CHI	44.38
Héctor Benaprés	CHI	43.88
Waldo Schönfeldt	CHI	40.44
Antonio Giusfredi	BRA	44.32
Bento Barros	BRA	44.47
Manuel Consiglieri	PER	46.40
Manuel Consiglieri	PER	44.43
Emilio Malchiodi	ARG	44.27
Karsten Brødersen	CHI	45.24
Emilio Malchiodi	ARG	45.06
Reidar Soerlie	ARG	47.72
Eduardo Julve	PER	47.44
Günther Kruse	ARG	47.61
Hernán Haddad	CHI	49.10
Günther Kruse	ARG	48.57
Dagoberto González	COL	48.84
João Alexandre	BRA	48.25
Dagoberto González	COL	54.00
Dagoberto González	COL	51.66
Sergio Thomé	BRA	53.82
Hernán Haddad	CHI	47.12
Sergio Thomé	BRA	50.84
Sergio Thomé	BRA	52.24
Sergio Thomé	BRA	56.10
José C. Jaques	BRA	52.10
José C. Jaques	BRA	51.86
José A. de Souza	BRA	53.10
Carlos Brynner	ARG	54.44

Hammer Throw

Leonardo De Luca	URU	32.57
Leonardo De Luca	URU	34.17
Alfredo Wismer	ARG	41.61
Federico Kleger	ARG	46.46
Federico Kleger	ARG	46.69
Federico Kleger	ARG	49.56
Pedro Goic	CHI	46.50
Federico Kleger	ARG	53.51
Antonio Barticevich	CHI	46.00
Assis Naban	BRA	51.39
Juan Fusé	ARG	49.77
Assis Naban	BRA	49.71
Manuel Etchepare	ARG	46.81
Juan Fusé	ARG	48.33
Edmundo Zúñiga	CHI	49.07
Edmundo Zúñiga	CHI	50.66
Arturo Melcher	CHI	50.75
Walter Kupper	BRA	50.65
Alejandro Diaz	CHI	52.88
Alejandro Diaz	CHI	54.45
Daniel Cereali	VEN	52.55
Daniel Cereali	VEN	56.07
Roberto Chapchab	BRA	56.62
José Vallejo	ARG	58.84
José Vallejo	ARG	61.58
José Vallejo	ARG	62.82
Darwin Piñeyrúa	URU	62.99
Darwin Piñeyrúa	URU	61.20
Daniel Gómez	ARG	64.66
José Vallejo	ARG	63.44
Ivam Bertelli	BRA	62.40
Ivam Bertelli	BRA	61.16
Daniel Gómez	ARG	60.26
Andrés Charadía	ARG	66.72

1924	Argentina	42.9	Argentina	3:23.4
1926	Argentina	43.2	Argentina	3:25.2
1927	Argentina	42.8	Argentina	3:24.2
1929	Argentina	42.2	Chile	3:22.4
1931	Argentina	43.0	Chile	3:25.1
1933	Uruguay	44.0	Argentina	3:25.0
1935	Chile	42.4	Chile	3:24.8
1937	Argentina	42.5	Brazil	3:20.6
1939	Brazil	42.1	Brazil	3:19.0
1941	Brazil	42.3	Chile	3:21.9
1943	Argentina	42.4	Argentina	3:18.8
1945	Brazil	41.9	Brazil	3:16.5
1947	Argentina	42.3	Argentina	3:16.0
1949	Peru	42.3	Brazil	3:19.7
1952	Argentina	41.4	Brazil	3:17.5
1954	Brazil	40.8	Brazil	3:15.6
1956	Brazil	41.4	Colombia	3:14.6
1958	Brazil	41.3	Brazil	3:16.3
1961	Venezuela	41.0	Venezuela	3:16.0
1963	Brazil	40.9	Venezuela	3:13.0
1965	Brazil	41.2	Venezuela	3:14.5
1967	Colombia	41.1	Colombia	3:14.7
1969	Colombia	40.2	Argentina	3:12.3
1971	Brazil	40.7	Venezuela	3:14.8
1974	Brazil	40.3	Venezuela	3:10.7
1975	Brazil	40.8	Brazil	3:09.2
1977	Brazil	41.4	Brazil	3:15.1
1979	Venezuela	40.0	Venezuela	3:09.8
1981	Brazil	39.6	Brazil	3:09.5
1983	Brazil	40.7	Brazil	3:10.8
1985	Brazil	40.00	Brazil	3:07.96
1987	Brazil	40.17	Chile	3:07.64
1989	Brazil	39.84	Venezuela	3:05.76
1991	Brazil	39.90	Brazil	3:05.60
1993	Chile	40.2	Brazil	3:09.0
1995	Brazil	39.42	Brazil	3:04.93
1997	Brazil	40.07	Brazil	3:04.20
1999	Brazil	38.46	Brazil	3:02.09
2001	Brazil	38.67	Venezuela	3:06.31
2003	Brazil	38.96	Brazil	3:05.28
2005	Brazil	39.17	Brazil	3:04.15
2006	Brazil	39.03	Brazil	3:03.05
2007	Brazil	38.77	Brazil	3:04.36
2009	Colombia	39.41	Colombia	3:06.22
2011	Brazil	39.87	Brazil	3:08.95
2013	Brazil	39.47	Venezuela	3:03.64
2015	Ecuador	39.94	Venezuela	3:04.96

WOMEN (from 1939)

100 Metres				200 Metres				400 Metres			
1939	Carola Castro	ECU	12.6	Lelia Spuhr	ARG	25.9	-	-	-	-	-
1941	Lelia Spuhr	ARG	13.1	Lelia Spuhr	ARG	26.0	-	-	-	-	-
1943	Noemí Simonetto	ARG	12.4	Ilse Hammerl	CHI	26.5	-	-	-	-	-
1945	Betty Kretschmer	CHI	12.4	Elisabeth Müller	BRA	26.4	-	-	-	-	-
1947	Noemí Simonetto	ARG	12.4	Anegret Weller	CHI	26.6	-	-	-	-	-
1949	Julia Sánchez	PER	12.7	Adriana Millard	CHI	25.8	-	-	-	-	-
1952	Julia Sánchez	PER	12.2	Deyse Castro	BRA	25.5	-	-	-	-	-
1954	Benedicta de Oliveira	BRA	12.3	Deyse Castro	BRA	25.7	-	-	-	-	-
1956	Gladys Erbetta	ARG	12.2	Betty Kretschmer	CHI	25.5	-	-	-	-	-
1958	Martha Huby	PER	12.4	Martha Huby	PER	25.5	-	-	-	-	-
1961	Edith Berg	ARG	12.4	Edith Berg	ARG	25.7	-	-	-	-	-
1963	Erica da Silva	BRA	12.0	Erica da Silva	BRA	24.3	-	-	-	-	-
1965	Marta Buongiorno	ARG	12.2	Marta Buongiorno	ARG	25.3	-	-	-	-	-
1967	Silvina Pereira	BRA	11.8	Silvina Pereira	BRA	24.5	-	-	-	-	-
1969	Silvina Pereira	BRA	11.7	Silvina Pereira	BRA	24.0	Josefa Vicent	URU	56.1	-	-
1971	María Luisa Vilca	PER	12.0	Josefa Vicent	URU	24.4	Josefa Vicent	URU	54.9	-	-
1974	Conceição Geremias	BRA	12.1	Elsy Rivas	COL	24.1	Eucaris Caicedo	COL	56.1	-	-
1975	Silvina Pereira	BRA	11.7	Silvina Pereira	BRA	23.4	Alejandra Ramos	CHI	55.7	-	-
1977	Beatriz Allocco	ARG	11.97	Beatriz Allocco	ARG	24.7	Eucaris Caicedo	COL	55.30	-	-
1979	Beatriz Allocco	ARG	11.7	Beatriz Allocco	ARG	23.5	Tânia Miranda	BRA	54.2	-	-

1954	Lisa Peter	CHI	5.75	-		Elisabeth Müller	BRA	11.79	
1956	Gladys Erbetta	ARG	5.88	-		Eliana Bahamondes	CHI	11.95	
1958	Iris dos Santos	BRA	5.54	-		Isabel Avellán	ARG	12.69	
1961	Wanda dos Santos	BRA	5.38	-		Ingeborg Pfüller	ARG	12.41	
1963	Mabel Farina	ARG	5.74	-		Ingeborg Pfüller	ARG	12.82	
1965	Carlota Ulloa	CHI	5.53	-		Norma Suárez	ARG	12.93	
1967	Irenice Rodrigues	BRA	5.97	-		Rosa Molina	CHI	14.26	
1969	Silvina Pereira	BRA	5.85	-		Rosa Molina	CHI	13.30	
1971	Silvia Kinzel	CHI	5.83	-		Rosa Molina	CHI	14.66	
1974	Elisabeth Nunes	BRA	6.06	-		Rosa Molina	CHI	14.93	
1975	Silvina Pereira	BRA	6.11	-		Maria A. Boso	BRA	14.05	
1977	Yvonne Neddermann	ARG	5.65	-		Maria A. Boso	BRA	13.80	
1979	Themis Zambrzycki	BRA	6.03	-		Magdalena Gómez	COL	13.94	
1981	Conceição Geremias	BRA	6.26	-		Marinalva dos Santos	BRA	14.80	
1983	Esmeralda F. Garcia	BRA	6.12	-		Maria Fernandes	BRA	15.01	
1985	Conceição Geremias	BRA	6.04	-		Maria Fernandes	BRA	14.89	
1987	Rita Slompo	BRA	6.17	-		Maria Fernandes	BRA	14.49	
1989	Rita Slompo	BRA	6.22	-		Marinalva dos Santos	BRA	15.16	
1991	Rita Slompo	BRA	6.22	-		Maria Isabel Urrutia	COL	16.34	
1993	Andrea Ávila	ARG	6.45	Andrea Ávila	ARG	13.91	Elisângela Adriano	BRA	15.67
1995	Andrea Ávila	ARG	6.58	Andrea Ávila	ARG	13.34	Elisângela Adriano	BRA	17.37
1997	Maurren Maggi	BRA	6.54	Andrea Ávila	ARG	13.76	Elisângela Adriano	BRA	18.16
1999	Maurren Maggi	BRA	7.26	Luciana dos Santos	BRA	13.90	Elisângela Adriano	BRA	19.02
2001	Maurren Maggi	BRA	6.69	Keila Costa	BRA	13.61	Elisângela Adriano	BRA	17.93
2003	Keila Costa	BRA	6.30	Keila Costa	BRA	13.62	Elisângela Adriano	BRA	18.34
2005	Luciana dos Santos	BRA	6.39	Gisele de Oliveira	BRA	13.90	Andréa Pereira	BRA	16.60
2006	Maurren Maggi	BRA	6.86w	Tânia da Silva	BRA	13.92w	Elisângela Adriano	BRA	17.37
2007	Maurren Maggi	BRA	6.91	Keila Costa	BRA	14.57	Elisângela Adriano	BRA	17.41
2009	Keila Costa	BRA	6.62	Caterine Ibgüen	COL	13.93	Natalia Ducó	CHI	17.73
2011	Maurren Maggi	BRA	6.52	Caterine Ibgüen	COL	14.59w	Natalia Ducó	CHI	17.15
2013	Macarena Reyes	CHI	6.54	Keila Costa	BRA	14.21w	Geisa Arcanjo	BRA	18.27
2015	Paola Mautino	PER	6.52w	Yolimar Rojas	VEN	14.14w	Geisa Arcanjo	BRA	17.76

Discus Throw

1939	Maria Boeke-Keitel	CHI	32.61	-		
1941	Christel Balde	CHI	35.59	-		
1943	Lore Zippelius	CHI	37.16	-		
1945	Ivetta Mariz	BRA	37.40	-		
1947	Ingeborg Melo	ARG	38.40	-		
1949	Ingeborg Melo	ARG	37.55	-		
1952	Ingeborg Melo	ARG	40.14	-		
1954	Erica Trömmel	CHI	39.84	-		
1956	Isabel Avellán	ARG	44.08	-		
1958	Isabel Avellán	ARG	44.57	-		
1961	Ingeborg Pfüller	ARG	41.92	-		
1963	Ingeborg Pfüller	ARG	46.36	-		
1965	Miriam Jutronic	CHI	45.33	-		
1967	Odette Domingos	BRA	40.48	-		
1969	Odette Domingos	BRA	42.92	-		
1971	Odette Domingos	BRA	46.72	-		
1974	Miriam Jutronic	CHI	49.36	-		
1975	Odette Domingos	BRA	50.78	-		
1977	Odette Domingos	BRA	51.56	-		
1979	Sandra Peres	BRA	46.11	-		
1981	Odette Domingos	BRA	47.62	-		
1983	Odette Domingos	BRA	49.30	-		
1985	Marcia Barbosa	BRA	46.96	-		
1987	Luz Mª Quiñones	ECU	48.00	-		
1989	Rosana Piovesan	BRA	49.36	-		
1991	Maria Isabel Urrutia	COL	51.70	-		
1993	Maria Isabel Urrutia	COL	55.14	-		
1995	Amélia Moreira	BRA	55.10	Maria E. Villamizar	COL	56.34
1997	Elisângela Adriano	BRA	58.46	Maria E. Villamizar	COL	55.48
1999	Elisângela Adriano	BRA	60.27	Karina Moya	ARG	60.69
2001	Elisângela Adriano	BRA	58.40	Karina Moya	ARG	60.83
2003	Elisângela Adriano	BRA	58.37	Katuscia de Jesus	BRA	61.01
2005	Luz Dary Castro	COL	53.49	Jennifer Dahlgren	ARG	65.05
2006	Elisângela Adriano	BRA	56.18	Jennifer Dahlgren	ARG	69.07
2007	Elisângela Adriano	BRA	59.85	Johana Moreno	COL	61.93
2009	Elisângela Adriano	BRA	61.00	Johana Moreno	COL	65.79

Hammer Throw

1939	Maria Boeke-Keitel	CHI	32.61	-		
1941	Christel Balde	CHI	35.59	-		
1943	Lore Zippelius	CHI	37.16	-		
1945	Ivetta Mariz	BRA	37.40	-		
1947	Ingeborg Melo	ARG	38.40	-		
1949	Ingeborg Melo	ARG	37.55	-		
1952	Ingeborg Melo	ARG	40.14	-		
1954	Erica Trömmel	CHI	39.84	-		
1956	Isabel Avellán	ARG	44.08	-		
1958	Isabel Avellán	ARG	44.57	-		
1961	Ingeborg Pfüller	ARG	41.92	-		
1963	Ingeborg Pfüller	ARG	46.36	-		
1965	Miriam Jutronic	CHI	45.33	-		
1967	Odette Domingos	BRA	40.48	-		
1969	Odette Domingos	BRA	42.92	-		
1971	Odette Domingos	BRA	46.72	-		
1974	Miriam Jutronic	CHI	49.36	-		
1975	Odette Domingos	BRA	50.78	-		
1977	Odette Domingos	BRA	51.56	-		
1979	Sandra Peres	BRA	46.11	-		
1981	Odette Domingos	BRA	47.62	-		
1983	Odette Domingos	BRA	49.30	-		
1985	Marcia Barbosa	BRA	46.96	-		
1987	Luz Mª Quiñones	ECU	48.00	-		
1989	Rosana Piovesan	BRA	49.36	-		
1991	Maria Isabel Urrutia	COL	51.70	-		
1993	Maria Isabel Urrutia	COL	55.14	-		
1995	Amélia Moreira	BRA	55.10	Maria E. Villamizar	COL	56.34
1997	Elisângela Adriano	BRA	58.46	Maria E. Villamizar	COL	55.48
1999	Elisângela Adriano	BRA	60.27	Karina Moya	ARG	60.69
2001	Elisângela Adriano	BRA	58.40	Karina Moya	ARG	60.83
2003	Elisângela Adriano	BRA	58.37	Katuscia de Jesus	BRA	61.01
2005	Luz Dary Castro	COL	53.49	Jennifer Dahlgren	ARG	65.05
2006	Elisângela Adriano	BRA	56.18	Jennifer Dahlgren	ARG	69.07
2007	Elisângela Adriano	BRA	59.85	Johana Moreno	COL	61.93
2009	Elisângela Adriano	BRA	61.00	Johana Moreno	COL	65.79

Javelin Throw

1939	Maria Boeke-Keitel	CHI	32.61	-		
1941	Christel Balde	CHI	35.59	-		
1943	Lore Zippelius	CHI	37.16	-		
1945	Ivetta Mariz	BRA	37.40	-		
1947	Ingeborg Melo	ARG	38.40	-		
1949	Ingeborg Melo	ARG	37.55	-		
1952	Ingeborg Melo	ARG	40.14	-		
1954	Erica Trömmel	CHI	39.84	-		
1956	Isabel Avellán	ARG	44.08	-		
1958	Isabel Avellán	ARG	44.57	-		
1961	Ingeborg Pfüller	ARG	41.92	-		
1963	Ingeborg Pfüller	ARG	46.36	-		
1965	Miriam Jutronic	CHI	45.33	-		
1967	Odette Domingos	BRA	40.48	-		
1969	Odette Domingos	BRA	42.92	-		
1971	Odette Domingos	BRA	46.72	-		
1974	Miriam Jutronic	CHI	49.36	-		
1975	Odette Domingos	BRA	50.78	-		
1977	Odette Domingos	BRA	51.56	-		
1979	Sandra Peres	BRA	46.11	-		
1981	Odette Domingos	BRA	47.62	-		
1983	Odette Domingos	BRA	49.30	-		
1985	Marcia Barbosa	BRA	46.96	-		
1987	Luz Mª Quiñones	ECU	48.00	-		
1989	Rosana Piovesan	BRA	49.36	-		
1991	Maria Isabel Urrutia	COL	51.70	-		
1993	Maria Isabel Urrutia	COL	55.14	-		
1995	Amélia Moreira	BRA	55.10	Maria E. Villamizar	COL	56.34
1997	Elisângela Adriano	BRA	58.46	Maria E. Villamizar	COL	55.48
1999	Elisângela Adriano	BRA	60.27	Karina Moya	ARG	60.69
2001	Elisângela Adriano	BRA	58.40	Karina Moya	ARG	60.83
2003	Elisângela Adriano	BRA	58.37	Katuscia de Jesus	BRA	61.01
2005	Luz Dary Castro	COL	53.49	Jennifer Dahlgren	ARG	65.05
2006	Elisângela Adriano	BRA	56.18	Jennifer Dahlgren	ARG	69.07
2007	Elisângela Adriano	BRA	59.85	Johana Moreno	COL	61.93
2009	Elisângela Adriano	BRA	61.00	Johana Moreno	COL	65.79

1939	Maria Boeke-Keitel	CHI	32.61	-		
1941	Christel Balde	CHI	35.59	-		
1943	Lore Zippelius	CHI	37.16	-		
1945	Ivetta Mariz	BRA	37.40	-		
1947	Ingeborg Melo	ARG	38.40	-		
1949	Ingeborg Melo	ARG	37.55	-		
1952	Ingeborg Melo	ARG	40.14	-		
1954	Erica Trömmel	CHI	39.84	-		
1956	Isabel Avellán	ARG	44.08	-		
1958	Isabel Avellán	ARG	44.57	-		
1961	Ingeborg Pfüller	ARG	41.92	-		
1963	Ingeborg Pfüller	ARG	46.36	-		
1965	Miriam Jutronic	CHI	45.33	-		
1967	Odette Domingos	BRA	40.48	-		
1969	Odette Domingos	BRA	42.92	-		
1971	Odette Domingos	BRA	46.72	-		
1974	Miriam Jutronic	CHI	49.36	-		
1975	Odette Domingos	BRA	50.78	-		
1977	Odette Domingos	BRA	51.56	-		
1979	Sandra Peres	BRA	46.11	-		
1981	Odette Domingos	BRA	47.62	-		
1983	Odette Domingos	BRA	49.30	-		
1985	Marcia Barbosa	BRA	46.96	-		
1987	Luz Mª Quiñones	ECU	48.00	-		
1989	Rosana Piovesan	BRA	49.36	-		
1991	Maria Isabel Urrutia	COL	51.70	-		
1993	Maria Isabel Urrutia	COL	55.14	-		
1995	Amélia Moreira	BRA	55.10	Maria E. Villamizar	COL	56.34
1997	Elisângela Adriano	BRA	58.46	Maria E. Villamizar	COL	55.48
1999	Elisângela Adriano	BRA	60.27	Karina Moya	ARG	60.69
2001	Elisângela Adriano	BRA	58.40	Karina Moya	ARG	60.83
2003	Elisângela Adriano	BRA	58.37	Katuscia de Jesus	BRA	61.01
2005	Luz Dary Castro	COL	53.49	Jennifer Dahlgren	ARG	65.05
2006	Elisângela Adriano	BRA	56.18	Jennifer Dahlgren	ARG	69.07
2007	Elisângela Adriano	BRA	59.85	Johana Moreno	COL	61.93
2009	Elisângela Adriano	BRA	61.00	Johana Moreno	COL	65.79

2011	Andressa de Morais	BRA	57.54	Jennifer Dahlgren	ARG	72.70	Maria Lucelly Murillo	COL	55.85
2013	Fernanda Raquel Borges	BRA	60.79	Rosa Rodríguez	VEN	68.38	Flor Dennis Ruiz	COL	60.23
2015	Andressa de Morais	BRA	61.15	Rosa Rodríguez	VEN	71.66	Jucilene de Lima	BRA	60.16

Pentathlon/Heptathlon**10,000/20,000 Metres Walk****4 x 100 Metres Relay**

1939	-	-	-	-	-	-	Argentina	-	49.5
1941	-	-	-	-	-	-	Argentina	-	51.2
1943	-	-	-	-	-	-	Argentina	-	49.5
1945	-	-	-	-	-	-	Argentina	-	50.2
1947	-	-	-	-	-	-	Argentina	-	49.9
1949	-	-	-	-	-	-	Brazil	-	49.2
1952	-	-	-	-	-	-	Argentina	-	48.8
1954	-	-	-	-	-	-	Chile	-	48.4
1956	-	-	-	-	-	-	Argentina	-	48.6
1958	-	-	-	-	-	-	Brazil	-	48.7
1961	-	-	-	-	-	-	Brazil	-	48.9
1963	-	-	-	-	-	-	Brazil	-	47.6
1965	-	-	-	-	-	-	Brazil	-	47.7
1967	-	-	-	-	-	-	Brazil	-	48.2
1969	Aída S. Meneses	BRA	4422	-	-	-	Brazil	-	46.0
1971	Aída S. Meneses	BRA	3716	-	-	-	Argentina	-	46.7
1974	Edith Noeding	PER	4170	-	-	-	Brazil	-	47.3
1975	Conceição Geremias	BRA	3904	-	-	-	Argentina	-	45.9
1977	Conceição Geremias	BRA	3863	-	-	-	Argentina	-	46.7
1979	Themis Zambrzycki	BRA	4117	-	-	-	Argentina	-	46.0
1981	Yvonne Neddermann	ARG	5451	-	-	-	Brazil	-	45.3
1983	Conceição Geremias	BRA	5865	-	-	-	Brazil	-	45.4
1985	Ana María Comaschi	ARG	4866	-	-	-	Chile	-	45.80
1987	Conceição Geremias	BRA	5550	-	-	-	Argentina	-	45.45
1989	Conceição Geremias	BRA	5574	Miriam Ramón	ECU	50:30.3	Brazil	-	44.69
1991	Zorobabelia Córdoba	COL	5564	Gloria Moreno	COL	52:40.5	Brazil	-	44.87
1993	Zorobabelia Córdoba	COL	5410	Miriam Ramón	ECU	48:18.0	Brazil	-	45.1
1995	Zorobabelia Córdoba	COL	5495	Miriam Ramón	ECU	49:26.42	Brazil	-	44.97
1997	Euzinete Reis	BRA	5549	Geovana Irusta	BOL	46:01.06	Colombia	-	44.58
1999	Euzinete Reis	BRA	5741	Miriam Ramón	ECU	1:39:27.0	Colombia	-	44.12
2001	Elizete da Silva	BRA	5338	Geovana Irusta	BOL	1:42:43	Brazil	-	44.32
2003	Thaimara Rivas	VEN	5622	Sandra Zapata	COL	1:40:52.6	Brazil	-	44.16
2005	Elizete da Silva	BRA	5429	Sandra Zapata	COL	1:40:54.2	Colombia	-	43.17
2006	Elizete da Silva	BRA	5618	Janeth Guamán	ECU	1:46:06.7	Brazil	-	44.72
2007	Lucimara da Silva	BRA	5803	Sandra Zapata	COL	1:37:45.94	Brazil	-	43.54
2009	Vanessa Spinola	BRA	5578	Johana Ordóñez	ECU	1:34:57.9	Colombia	-	44.18
2011	Vanessa Spinola	BRA	5428	Ingrid Hernández	COL	1:32:09.4	Colombia	-	44.11
2013	Tamara de Souza	BRA	5685	Sandra Arenas	COL	1:37:46.17	Brazil	-	43.37
2015	Evelyn Aguilar	COL	5902	Sandra Arenas	COL	1:31:02.25	Venezuela	-	44.28

4 x 400 Metres Relay

1939-1971: Not held

1974	Brazil	3:47.4
1975	Brazil	3:43.8
1977	Brazil	3:49.7
1979	Brazil	3:42.0
1981	Brazil	3:49.4
1983	Brazil	3:40.0
1985	Brazil	3:39.77
1987	Brazil	3:38.13
1989	Colombia	3:37.0
1991	Brazil	3:32.59
1993	Brazil	3:36.49
1995	Colombia	3:33.77
1997	Colombia	3:36.71
1999	Colombia	3:32.74
2001	Venezuela	3:44.74
2003	Brazil	3:28.64
2005	Brazil	3:29.24
2006	Brazil	3:32.56
2007	Brazil	3:33.34
2009	Brazil	3:32.69
2011	Brazil	3:31.66
2013	Brazil	3:35.37
2015	Brazil	3:34.51

COMMONWEALTH GAMES

(Originally known as the (British) Empire Games from 1930 - 1950, re-titled British Empire & Commonwealth Games in 1954, British Commonwealth Games in 1970 and Commonwealth Games in 1978)

Venues - 1930: Hamilton; 1934: London; 1938: Sydney; 1950: Auckland; 1954: Vancouver; 1958: Cardiff; 1962: Perth; 1966: Kingston; 1970: Edinburgh; 1974: Christchurch; 1978: Edmonton; 1982: Brisbane; 1986: Edinburgh; 1990: Auckland; 1994: Victoria; 1998: Kuala Lumpur; 2002: Manchester; 2006: Melbourne; 2010: New Delhi; 2014: Glasgow; 2018: *Gold Coast City*

MEN

100 Yards/Metres			220 Yards/200 Metres			440 Yards/400 Metres			
1930	Percy Williams	CAN	9.9y	Stan Engelhart	ENG	21.8y	Alex Wilson	CAN	48.8y
1934	Arthur Sweeney	ENG	10.0y	Arthur Sweeney	ENG	21.9y	Godfrey Rampling	ENG	48.0y
1938	Cyril Holmes	ENG	9.7y	Cyril Holmes	ENG	21.2y	Bill Roberts	ENG	47.9y
1950	John Treloar	AUS	9.7y	John Treloar	AUS	21.5y	Edwin Carr	AUS	47.9y
1954	Mike Agostini	TTO	9.6y	Don Jowett	NZL	21.5y	Kevan Gosper	AUS	47.2y
1958	Keith Gardner	JAM	9.66y	Tom Robinson	BAH	21.08y	Milkha Singh	IND	46.71y
1962	Seraphino Antao	KEN	9.5y	Seraphino Antao	KEN	21.28y	George Kerr	JAM	46.74y
1966	Harry Jerome	CAN	9.41y	Stanley Allotey	GHA	20.65y	Wendell Mottley	TTO	45.08y
1970	Don Quarrie	JAM	10.24w	Don Quarrie	JAM	20.56	Charles Asati	KEN	45.01
1974	Don Quarrie	JAM	10.38	Don Quarrie	JAM	20.73	Charles Asati	KEN	46.34
1978	Don Quarrie	JAM	10.03w	Allan Wells	SCO	20.12w	Rick Mitchell	AUS	46.34
1982	Allan Wells	SCO	10.02w	Allan Wells	SCO	20.43	Bert Cameron	JAM	45.89
				Mike McFarlane	ENG	20.43			
1986	Ben Johnson	CAN	10.07	Atlee Mahorn	CAN	20.31w	Roger Black	ENG	45.57
1990	Linford Christie	ENG	9.93w	Marcus Adam	ENG	20.10w	Darren Clark	AUS	44.60
1994	Linford Christie	ENG	9.91	Frankie Fredericks	NAM	19.97	Charles Gitonga	KEN	45.00
1998	Ato Boldon	TTO	9.88	Julian Golding	ENG	20.18	Iwan Thomas	WAL	44.52
2002	Kim Collins	SKN	9.98	Frankie Fredericks	NAM	20.06	Michael Blackwood	JAM	45.07
2006	Asafa Powell	JAM	10.03	Omar Brown	JAM	20.47	John Steffensen	AUS	44.73
2010	Lerone Clarke	JAM	10.12	Leon Baptiste	ENG	20.45	Mark Mutai	KEN	45.44
2014	Kemar Bailey-Cole	JAM	10.00	Rasheed Dwyer	JAM	20.14	Kirani James	GRN	44.24
880 Yards/800 Metres			One Mile (y) /1500 Metres			Three Miles (y) /5000 Metres			
1930	Tommy Hampson	ENG	1:52.4y	Reggie Thomas	ENG	4:14.0y	Stan Tomlin	ENG	14:27.4y
1934	Phil Edwards	BGU	1:54.2y	Jack Lovelock	NZL	4:12.8y	Walter Beavers	ENG	14:32.6y
1938	Patrick Boot	NZL	1:51.2y	Jim Alford	WAL	4:11.6y	Cecil Matthews	NZL	13:59.6y
1950	John Parlett	ENG	1:53.1y	Bill Parnell	CAN	4:11.0y	Len Eyre	ENG	14:23.6y
1954	Derek Johnson	ENG	1:50.7y	Roger Bannister	ENG	3:58.8y	Chris Chataway	ENG	13:35.2y
1958	Herb Elliott	AUS	1:49.32y	Herb Elliott	AUS	3:59.03y	Murray Halberg	NZL	13:14.96y
1962	Peter Snell	NZL	1:47.64y	Peter Snell	NZL	4:04.58y	Murray Halberg	NZL	13:34.15y
1966	Noel Clough	AUS	1:46.9y	Kipchoge Keino	KEN	3:55.34y	Kipchoge Keino	KEN	12:57.4y
1970	Robert Ouko	KEN	1:46.89	Kipchoge Keino	KEN	3:36.68	Ian Stewart	SCO	13:22.85
1974	John Kipkurgat	KEN	1:43.91	Filbert Bayi	TAN	3:32.16	Ben Jipcho	KEN	13:14.3
1978	Mike Boit	KEN	1:46.39	David Moorcroft	ENG	3:35.48	Henry Rono	KEN	13:23.04
1982	Peter Bourke	AUS	1:45.18	Steve Cram	ENG	3:42.37	David Moorcroft	ENG	13:33.00
1986	Steve Cram	ENG	1:43.22	Steve Cram	ENG	3:50.87	Steve Ovett	ENG	13:24.11
1990	Sammy Tirop	KEN	1:45.98	Peter Elliott	ENG	3:33.39	Andrew Lloyd	AUS	13:24.86
1994	Patrick Konchellah	KEN	1:45.18	Rueben Chesang	KEN	3:36.70	Rob Denmark	ENG	13:23.00
1998	Japheth Kimutai	KEN	1:43.82	Laban Rotich	KEN	3:39.49	Daniel Komen	ENG	13:22.57
2002	Mbulaeni Mulaudzi	RSA	1:46.32	Michael East	ENG	3:37.35	Sammy Kipketer	KEN	13:13.51
2006	Alex Kipchirchir	KEN	1:45.88	Nick Willis	NZL	3:38.49	Augustine Chogo	KEN	12:56.41
2010	Boaz Lalang	KEN	1:46.60	Silas Kiplagat	KEN	3:41.78	Moses Kipsiro	UGA	13:31.25
2014	Nijel Amos	BOT	1:45.18	James Mugut	KEN	3:39.31	Caleb Ndiku	KEN	13:12.07
6 Miles (y)/10,000 Metres			Marathon			3000 Metres Steeplechase			
1930	John Savidan	NZL	30:49.6y	Duncan Wright	SCO	2:43:43	George Bailey	ENG	9:52.0 ⁸ laps
1934	Arthur Penny	ENG	31:00.6y	Harold Webster	CAN	2:40:36	Stan Scarsbrook	ENG	10:23.4 ² miles
1938	Cecil Matthews	NZL	30:14.5y	Johannes Coleman	RSA	2:30:50	-	-	-
1950	Harry Nelson	NZL	30:29.6y	Jack Holden	ENG	2:32:57	-	-	-
1954	Peter Driver	ENG	29:09.4y	Joe McGhee	SCO	2:39:36	-	-	-
1958	Dave Power	AUS	28:48.16y	Dave Power	AUS	2:22:46	-	-	-
1962	Bruce Kidd	CAN	28:26.13y	Brian Kilby	ENG	2:21:17	Trevor Vincent	AUS	8:43.4
1966	Naftali Temu	KEN	27:14.21y	Jim Alder	SCO	2:22:08	Peter Welsh	NZL	8:29.44
1970	Lachie Stewart	SCO	28:11.72	Ron Hill	ENG	2:09:28	Tony Manning	AUS	8:26.2
1974	Richard Tayler	NZL	27:46.40	Ian Thompson	ENG	2:09:12	Ben Jipcho	KEN	8:20.67
1978	Brendan Foster	ENG	28:13.65	Gidamis Shahanga	TAN	2:15:40	Henry Rono	KEN	8:26.54
1982	Gidamis Shahanga	TAN	28:10.15	Rob de Castella	AUS	2:09.18	Julius Korir	KEN	8:23.94
1986	Jon Solly	ENG	27:57.42	Rob de Castella	AUS	2:10.15	Graeme Fell	CAN	8:24.49
1990	Eamonn Martin	ENG	28:08.57	Douglas Wakiihuri	KEN	2:10:27	Julius Kariuki	KEN	8:20.64
1994	Lameck Aguta	KEN	28:38.22	Steve Moneghetti	AUS	2:11:49	Johnstone Kipkoech	KEN	8:14.72

1998	Simon Maina	KEN	28:10.00	Thabiso Mqohali	LES	2:19:15	John Kosgei	KEN	8:15:34
2002	Wilberforce Talel	KEN	27:45.39	Francis Naali	TAN	2:11:58	Stephen Cherono	KEN	8:19:41
2006	Boniface Kiprop	UGA	27:50.99	Samson Ramadhani	TAN	2:11:29	Ezekiel Kemboi	KEN	8:18:17
2010	Moses Kipsiro	UGA	27:57.39	John Kelai	KEN	2:14:35	Richard Mateelong	KEN	8:16:39
2014	Moses Kipsiro	UGA	27:56.11	Michael Shelley	AUS	2:11:15	Jonathan Ndiku	KEN	8:10:44

120y/110m Hurdles

1930	Lord Burghley	ENG	14.6y
1934	Don Finlay	ENG	15.2y
1938	Tom Lavery	RSA	14.0wy
1950	Peter Gardner	AUS	14.3y
1954	Keith Gardner	JAM	14.2y
1958	Keith Gardner	JAM	14.20wy
1962	Ghulam Raziq	PAK	14.34y
1966	David Hemery	ENG	14.1y
1970	David Hemery	ENG	13.66w
1974	Fatwell Kimaiyo	KEN	13.69
1978	Berwyn Price	WAL	13.70w
1982	Mark McKoy	CAN	13.37
1986	Mark McKoy	CAN	13.31w
1990	Colin Jackson	WAL	13.08
1994	Colin Jackson	WAL	13.08
1998	Tony Jarrett	ENG	13.47
2002	Shaun Bownes	KEN	13.35
2006	Maurice Wignall	JAM	13.26
2010	Andy Turner	ENG	13.38
2014	Andrew Riley	JAM	13.32

Pole Vault

1930	Victor Pickard	CAN	3.73
1934	Sylvanus Apps	CAN	3.88
1938	Andries du Plessis	RSA	4.11
1950	Tim Anderson	ENG	3.96
1954	Geoff Elliott	ENG	4.26
1958	Geoff Elliott	ENG	4.16
1962	Trevor Bickle	AUS	4.49
1966	Trevor Bickle	AUS	4.80
1970	Mike Bull	NIR	5.10
1974	Don Baird	AUS	5.05
1978	Bruce Simpson	CAN	5.10
1982	Ray Boyd	AUS	5.20
1986	Andy Ashurst	ENG	5.30
1990	Simon Arkell	AUS	5.35
1994	Neil Winter	WAL	5.40
1998	Riaan Botha	RSA	5.60
2002	Okkert Brits	RSA	5.75
2006	Steve Hooker	AUS	5.80
2010	Steve Hooker	AUS	5.60
2014	Steven Lewis	ENG	5.55

Shot Put

1930	Harry Hart	RSA	14.58
1934	Harry Hart	RSA	14.67
1938	Louis Fouché	RSA	14.48
1950	Mataika Tuicakau	FIJ	14.63
1954	John Savidge	ENG	16.77
1958	Arthur Rowe	ENG	17.57
1962	Martyn Lucking	ENG	18.08
1966	David Steen	CAN	18.79
1970	David Steen	CAN	19.21
1974	Geoff Capes	ENG	20.74
1978	Geoff Capes	ENG	19.77
1982	Bruno Pauletto	CAN	19.55
1986	Billy Cole	ENG	18.16
1990	Simon Williams	ENG	18.54
1994	Matt Simson	ENG	19.49
1998	Burger Lambrechts	RSA	20.01
2002	Justin Anlezark	AUS	20.91
2006	Janus Robberts	RSA	19.76
2010	Dylan Armstrong	CAN	21.02
2014	O'Dayne Richards	JAM	21.61

440y/400m Hurdles

Lord Burghley	ENG	54.4y
Alan Hunter	ENG	55.2y
John Loaring	CAN	52.9y
Duncan White	CEY	52.5y
David Lean	AUS	52.4y
Gerd Potgieter	RSA	49.73y
Ken Roche	AUS	51.5y
Ken Roche	AUS	50.95y
John Sherwood	ENG	50.03
Alan Pascoe	ENG	48.83
Daniel Kimaiyo	KEN	49.48
Garry Brown	AUS	49.37
Phil Beattie	NIR	49.60
Kriss Akabusi	ENG	48.89
Samuel Matete	ZAM	48.67
Dinsdale Morgan	JAM	48.28
Chris Rawlinson	ENG	49.14
LJ van Zyl	RSA	48.05
David Greene	WAL	48.52
Cornel Fredericks	RSA	48.50

Long Jump

Leonard Hutton	CAN	7.20
Sam Richardson	CAN	7.17
Harold Brown	CAN	7.43
Neville Price	RSA	7.31
Ken Wilmshurst	ENG	7.54
Paul Foreman	JAM	7.47
Mike Ahey	GHA	8.05w
Lynn Davies	WAL	7.99
Lynn Davies	WAL	8.06w
Alan Lerwill	ENG	7.94
Roy Mitchell	ENG	8.06w
Gary Honey	AUS	8.13
Gary Honey	AUS	8.08
Yusuf Alli	NGR	8.39w
Obinna Eregbu	NGR	8.05w
Peter Burge	AUS	8.22
Nathan Morgan	ENG	8.02
Ignisious Gaisah	GHA	8.20
France Lapierre	AUS	8.30
Greg Rutherford	ENG	8.20

Discus Throw

Harry Hart	RSA	41.43
Harry Hart	RSA	41.53
Eric Coy	CAN	44.76
Ian Reed	AUS	47.72
Fanie du Plessis	RSA	51.70
Fanie du Plessis	RSA	55.93
Warwick Selvey	AUS	56.47
Les Mills	NZL	56.18
George Puce	CAN	59.02
Robin Tait	NZL	63.08
Luby Chambul	CAN	59.70
Brad Cooper	BAH	64.04
Ray Lazdins	CAN	58.86
Adewale Olukoju	NGR	62.62
Werner Reiterer	AUS	62.76
Bob Weir	ENG	64.42
Frantz Kruger	RSA	66.39
Scott Martin	AUS	63.48
Benn Harradine	AUS	65.45
Vikas Gowda	IND	63.64

High Jump

Johannes Vijloen	RSA	1.90
Edwin Thacker	RSA	1.90
Edwin Thacker	RSA	1.96
Jack Winter	AUS	1.98
Emmanuel Ifeajuna	NGR	2.03
Ernie Haisley	JAM	2.05
Percy Hobson	AUS	2.11
Lawrie Peckham	AUS	2.08
Lawrie Peckham	AUS	2.14
Gordon Windeyer	AUS	2.16
Claude Ferragne	CAN	2.20
Milt Ottey	CAN	2.31
Milt Ottey	CAN	2.30
Nick Saunders	BER	2.36
Tim Forsyth	AUS	2.32
Dalton Grant	ENG	2.31
Mark Boswell	CAN	2.28
Mark Boswell	CAN	2.26
Donald Thomas	BAH	2.32
Derek Drouin	CAN	2.31

Triple Jump

Gordon Smallcombe	CAN	14.76
John Metcalfe	AUS	15.63
John Metcalfe	AUS	15.49
Brian Oliver	AUS	15.61
Ken Wilmshurst	ENG	15.28
Ian Tomlinson	AUS	15.74w
Ian Tomlinson	AUS	16.20
Samuel Igun	NGR	16.40w
Phil May	AUS	16.72
Joshua Owusu	GHA	16.50
Keith Connor	ENG	17.21w
Keith Connor	ENG	17.81w
John Herbert	ENG	17.27w
Marios Hadjiandreou	CYP	16.95
Julian Golley	ENG	17.03
Larry Achike	ENG	17.10
Jonathan Edwards	ENG	17.86
Phillips Idowu	ENG	17.45
Tosin Oke	NGR	17.16
Khotsso Mokoena	RSA	17.20

Hammer Throw

Malcolm Nokes	ENG	47.13
Malcolm Nokes	ENG	48.25
George Sutherland	CAN	48.71
Duncan Clark	ENG	49.94
Muhammad Iqbal	PAK	55.37
Michael Ellis	ENG	62.90
Howard Payne	ENG	61.65
Howard Payne	ENG	61.98
Howard Payne	ENG	67.80
Ian Chipchase	ENG	69.56
Peter Farmer	AUS	71.10
Robert Weir	ENG	75.08
David Smith	ENG	74.06
Sean Carlin	AUS	75.66
Sean Carlin	AUS	73.48
Stuart Rendell	AUS	74.71
Mick Jones	ENG	72.55
Stuart Rendell	AUS	77.53
Chris Harmse	RSA	73.15
James Steacy	CAN	74.16

Javelin Throw			Decathlon			20 Miles/30 Km/20Km Walk (20Km from 1998)		
1930	Stanley Lay	NZL 63.13	-	-	-	-	-	-
1934	Robert Dixon	CAN 60.02	-	-	-	-	-	-
1938	James Courtwright	CAN 62.81	-	-	-	-	-	-
1950	Leo Roininen	CAN 57.11	-	-	-	-	-	-
1954	John Achurch	AUS 68.52	-	-	-	-	-	-
1958	Colin Smith	ENG 71.29	-	-	-	-	-	-
1962	Alf Mitchell	AUS 78.11	-	-	-	-	-	-
1966	John FitzSimons	ENG 79.78	Roy Williams	NZL 7270	Ron Wallwork	ENG 2:44:43y		
1970	David Travis	ENG 79.50	Geoff Smith	AUS 7492	Noel Freeman	AUS 2:33:33y		
1974	Charles Clover	ENG 84.92	Mike Bull	NIR 7417	John Warhurst	ENG 2:35:23y		
1978	Phil Olsen	CAN 84.00	Daley Thompson	ENG 8467w	Olly Flynn	ENG 2:22:04		
1982	Mike O'Rourke	NZL 89.48	Daley Thompson	ENG 8410	Steve Barry	WAL 2:10:16		
1986	David Ottley	ENG 80.62	Daley Thompson	ENG 8663	Simon Baker	AUS 2:07:47		
1990	Steve Backley	ENG 86.02	Michael Smith	CAN 8525	Guillaume Leblanc	CAN 2:08:28		
1994	Steve Backley	ENG 82.74	Michael Smith	CAN 8326	Nick A'Hern	AUS 2:07:53		
1998	Marius Corbett	RSA 88.75	Jagan Hames	AUS 8490	Nick A'Hern	AUS 1:24:59		
2002	Steve Backley	ENG 86.81	Claston Bernard	JAM 7830	Nathan Deakes	AUS 1:25:35		
2006	Nick Nieland	ENG 80.10	Dean Macey	ENG 8143	Nathan Deakes	AUS 1:19:55		
2010	Jarrod Bannister	AUS 81.71	Jamie Adjetej-Nelson	CAN 8070	Jared Tallent	AUS 1:22:18		
2014	Julius Yego	KEN 83.37	Damian Warner	CAN 8282	-	-		

50 Kilometres Walk (1998-2006)

1930	-	-
1934	-	-
1938	-	-
1950	-	-
1954	-	-
1958	-	-
1962	-	-
1966	-	-
1970	-	-
1974	-	-
1978	-	-
1982	-	-
1986	-	-
1990	-	-
1994	-	-
1998	Govindasamy Saravanan	MAS 4:10:05
2002	Nathan Deakes	AUS 3:52:40
2006	Nathan Deakes	AUS 3:42:53
2010	-	-
2014	-	-

4 x 110y/100m Relay

Canada	42.2y
England	42.2y
Canada	41.6y
Australia	42.2y
Canada	41.3y
England	40.72y
England	40.62y
Ghana	39.8y
Jamaica	39.46
Australia	39.31
Scotland	39.24
Nigeria	39.15
Canada	39.15
England	38.67
Canada	38.39
England	38.20
England	38.62
Jamaica	38.36
England	38.74
Jamaica	37.58

4 x 440y/400 Metres Relay

England	3:19.4y
England	3:16.8y
Canada	3:16.9y
Australia	3:17.8y
England	3:11.2y
South Africa	3:08.21y
Jamaica	3:10.2y
Trinidad & Tobago	3:02.8y
Kenya	3:03.63
Kenya	3:04.43
Kenya	3:03.54
England	3:05.45
England	3:07.19
Kenya	3:02.40
England	3:02.14
Jamaica	2:59.03
England	3:00.40
Australia	3:00.93
Australia	3:03.30
England	3:00.46

WOMEN**100 Yards/Metres**

1934	Eileen Hiscock	ENG 11.3y
1938	Decima Norman	AUS 11.1y
1950	Marjorie Jackson	AUS 10.8y
1954	Marjorie Nelson	AUS 10.7y
1958	Marlene Willard	AUS 10.70y
1962	Dorothy Hyman	ENG 11.2y
1966	Diane Burge	AUS 10.6y
1970	Raelene Boyle	AUS 11.26w
1974	Raelene Boyle	AUS 11.27
1978	Sonia Lannaman	ENG 11.27w
1982	Angella Taylor	CAN 11.00
1986	Heather Oakes	ENG 11.20w
1990	Merlene Ottey	JAM 11.02w
1994	Mary Onyali	NGR 11.06
1998	Chandra Sturrup	BAH 11.06
2002	Debbie Ferguson	BAH 10.91
2006	Sheri-Ann Brooks	JAM 11.19
2010	Natasha Mayers	VIN 11.37
2014	Blessing Okagbare	NGR 10.85

220 Yards/200 Metres

Eileen Hiscock	ENG 25.0y
Decima Norman	AUS 24.7y
Marjorie Jackson	AUS 24.3y
Marjorie Nelson	AUS 24.0y
Marlene Willard	AUS 23.65y
Dorothy Hyman	ENG 24.00y
Diane Burge	AUS 23.73y
Raelene Boyle	AUS 22.75
Raelene Boyle	AUS 22.50
Denise Boyd	AUS 22.82
Merlene Ottey	JAM 22.19w
Angella Issajenko	CAN 22.91w
Merlene Ottey	JAM 22.76
Cathy Freeman	AUS 22.25
Nova Peris-Kneebone	AUS 22.77
Debbie Ferguson	BAH 22.20
Sherone Simpson	JAM 22.59
Cydonie Mothersill	CAY 22.89
Blessing Okagbare	NGR 22.25

440 Yards/400 Metres

-	-
-	-
-	-
-	-
-	-
-	-
Judy Pollock	AUS 53.0y
Marilyn Neufville	JAM 51.02
Yvonne Saunders	CAN 51.67
Donna Hartley	ENG 51.69
Raelene Boyle	AUS 51.26
Debbie Flintoff	AUS 51.29
Fatima Yusuf	NGR 51.08
Cathy Freeman	AUS 50.38
Sandie Richards	JAM 50.17
Aliann Pompey	GUY 51.63
Christine Ohuruogu	ENG 50.28
Amantle Montsho	BOT 50.10
Stephenie Ann McPherson	JAM 50.67

880 Yards/800 Metres

1934	Gladys Lunn	ENG 2:19.4y
1962	Dixie Willis	AUS 2:03.85y
1966	Abby Hoffman	CAN 2:04.3y

1500 Metres

-
-
-

3000/5000 Metres

-
-
-

1970	Rosemary Stirling	SCO	2:06.24	Rita Ridley	ENG	4:18.8	-		
1974	Charlene Rendina	AUS	2:01.11	Glenda Reiser	CAN	4:07.78	-		
1978	Judy Peckham	AUS	2:02.82	Mary Stewart	ENG	4:06.34	Paula Fudge	ENG	9:12.98
1982	Kirsty McDermott	WAL	2:01.31	Christina Boxer	ENG	4:08.28	Anne Audain	NZL	8:45.53
1986	Kirsty Wade	WAL	2:00.94	Kirsty Wade	WAL	4:10.91	Lynn Williams	CAN	8:54.29
1990	Diane Edwards	ENG	2:00.25	Angela Chalmers	CAN	4:08.31	Angela Chalmers	CAN	8:38.38
1994	Inez Turner	JAM	2:01.74	Kelly Holmes	ENG	4:08.86	Angela Chalmers	CAN	8:32.17
1998	Maria Mutola	AUS	1:57.90	Jackline Maranga	KEN	4:05.27	Katie Anderson	AUS	15:52.74
2002	Maria Mutola	MOZ	1:57.35	Kelly Holmes	ENG	4:05.99	Paula Radcliffe	ENG	14:31.42
2006	Janeth Jepkosgei	KEN	1:57.88	Lisa Dobriskey	ENG	4:06.21	Isabella Ochichi	KEN	14:57.84
2010	Nancy Jebet Langat	KEN	2:00.01	Nancy Jebet Langat	KEN	4:05.26	Vivian Cheruiyot	KEN	15:55.12
2014	Eunice Sum	KEN	2:00.51	Faith Kipyegon	KEN	4:08.94	Mercy Cherono	KEN	15:07.21

10,000 Metres

1986	Liz Lynch	SCO	31:41.42
1990	Liz McColgan	SCO	32:23.56
1994	Yvonne Murray	SCO	31:56.97
1998	Esther Wanjiru	KEN	33:40.13
2002	Salina Kosgei	KEN	31:27.83
2006	Lucy Wangui	KEN	31:29.66
2010	Grace Momanyi	KEN	32:34.11
2014	Joyce Chepkirui	KEN	32:09.35

Marathon

Lisa Martin	AUS	2:26:07
Lisa Martin	AUS	2:25:28
Carole Rouillard	CAN	2:30:41
Heather Turland	AUS	2:41:24
Kerryn McCann	AUS	2:30:05
Kerryn McCann	AUS	2:30:54
Irene Jerotich	KEN	2:34:32
Flomena Cheyech	KEN	2:26:45

3000 Metres Steeplechase

-		
-		
-		
-		
Dorcus Inzikuru	UGA	9:19:51
Milcah Chemos	KEN	9:40:96
Purity Kirui	KEN	9:30:96

80/100 Metres Hurdles

1934	Marjorie Clark	RSA	11.8
1938	Barbara Burke	RSA	11.7
1950	Shirley Strickland	AUS	11.6
1954	Edna Maskell	NRH	10.9
1958	Norma Thrower	AUS	10.72w
1962	Pam Kilborn	AUS	11.07
1966	Pam Kilborn	AUS	10.9
1970	Pam Kilborn	AUS	13.27
1974	Judy Vernon	ENG	13.45
1978	Lorna Boothe	ENG	12.98w
1982	Shirley Strong	ENG	12.78w
1986	Sally Gunnell	ENG	13.29
1990	Kay Morley	WAL	12.91
1994	Michelle Freeman	JAM	13.12
1998	Gillian Russell	JAM	12.70
2002	Lacena Golding-Clarke	JAM	12.77
2006	Brigitte Foster-Hylton	JAM	12.76
2010	Sally Pearson	AUS	12.67
2014	Sally Pearson	AUS	12.67

400 Metres Hurdles

Debbie Flintoff	AUS	55.89
Debbie Flintoff	AUS	54.94
Sally Gunnell	ENG	55.38
Sally Gunnell	ENG	54.51
Andrea Blackett	BAR	53.91
Jana Pittman	AUS	54.40
Jana Rawlinson	AUS	53.82
Joke Odumosu	NGR	55.28
Kaliese Spencer	JAM	54.10

High Jump

Marjorie Clark	RSA	1.60
Dorothy Odam	ENG	1.60
Dorothy Tyler	ENG	1.60
Thelma Hopkins	NIR	1.67
Michele Mason	AUS	1.70
Robyn Woodhouse	AUS	1.78
Michele Brown	AUS	1.72
Debbie Brill	CAN	1.78
Barbara Lawson	ENG	1.84
Katrina Gibbs	AUS	1.93
Debbie Brill	CAN	1.88
Christine Stanton	AUS	1.92
Tania Murray	NZL	1.88
Alison Inverarity	AUS	1.94
Hestrie Storbeck	RSA	1.91
Hestrie Cloete	RSA	1.96
Anika Smit	RSA	1.91
Nicole Forrester	CAN	1.91
Eleanor Patterson	AUS	1.94

Pole Vault

1934	-		
1938	-		
1950	-		
1954	-		
1958	-		
1962	-		
1966	-		
1970	-		
1974	-		
1978	-		
1982	-		
1986	-		
1990	-		
1994	-		
1998	Emma George	AUS	4.20
2002	Tatiana Grigorieva	AUS	4.35
2006	Kym Howe	AUS	4.62
2010	Alana Boyd	AUS	4.40
2014	Alana Boyd	AUS	4.50

Long Jump

Phyllis Bartholomew	ENG	5.47
Decima Norman	AUS	5.80
Yvette Williams	NZL	5.90
Yvette Williams	NZL	6.08
Sheila Hoskin	ENG	6.02
Pam Kilborn	AUS	6.27
Mary Rand	ENG	6.36
Sheila Sherwood	ENG	6.73
Modupe Oshikoya	NGR	6.46
Sue Reeve	ENG	6.59
Shonel Ferguson	BAH	6.91w
Joyce Oladapo	ENG	6.43
Jane Flemming	AUS	6.78
Nicole Boegman	AUS	6.82w
Joanne Wise	ENG	6.63
Elva Goulbourne	JAM	6.70
Bronwyn Thompson	AUS	6.97
Alice Falaiye	CAN	6.50
Ese Brume	NGR	6.56

Triple Jump

-		
-		
-		
-		
-		
-		
-		
-		
-		
-		
-		
-		
-		
-		
Ashia Hansen	ENG	14.32
Ashia Hansen	ENG	14.86
Trecia Smith	JAM	14.39
Trecia Smith	JAM	14.19
Kimberly Williams	JAM	14.21

Shot Put

1934	-		
1938	-		
1950	-		
1954	Yvette Williams	NZL	13.96
1958	Valerie Sloper	NZL	15.54

Discus Throw

-		
-		
-		
Yvette Williams	NZL	45.01
Sue Allday	ENG	45.91

Hammer Throw

-		
-		
-		
-		
-		

WORLD AND CONTINENTAL RECORDS

(as at June 30, 2015)

ABBREVIATIONS & KEY (See also page 7)

IAAF = IAAF World Record; **IAAF-J** = IAAF World Junior Record; **MX** = Mixed race (men and women together)

W = Unratified World Best; **WO** = Women-only race; **WJ** = Unratified World Junior Best

WY = Unratified World Youth (under-18); **Best**; **W35** = World (Masters) over-35 best; **W40** = World (Masters) over-40 best

AFR = Africa; **ASI** = Asia; **CAC** = Central America & Caribbean (includes the countries with borders to Caribbean though not USA)

Com = Commonwealth; **EUR** = Europe; **NAM** = North America; **OCE** = Oceania; **SAM** = South America

NOTES

This section shows world, area, Commonwealth and age records (where known) for all events on the world record lists shown under IAAF rules 261 (world records) & 262 (world junior records)

A = made at altitude of 1000m or higher; a = aided road course according to IAAF rule 260.28 (separation between start and finish points more than 50% of race distance or the decrease in elevation greater than one in a thousand; South America do recognise additional marks in this category); ^a = awaiting ratification but otherwise valid; h = hand timing; ! = timing by photo-electric cell; # = not officially ratified; X = unrated due to no doping control; † = not timed officially

Where relevant, the pace is given for world record performances. Where known, the time given is that of the runner who set the record, rather than the pacemaker

From 1998, IAAF Rule 260.18a (formerly 260.6a) was revised to allow world records to be set at a facility "with or without a roof" (in other words, indoors or outdoors); Accordingly, indoor marks superior to outdoor records and set since 1998 (not 2000 as originally noted) are listed on these pages in addition to outdoor bests

Included are the individual road events which were given world record status from January 1, 2004. These feature many unrated, unofficial and unconfirmed marks for three main reasons. Firstly, most of the IAAF's area federations have not yet established records at these events. Second, several of the world's major long distance races do not take official times en-route for runners and finally – though the final distance not be regarded as aided (see note above) – the intermediate distance may well be. It should also be noted that some federations have ratified road records even though the marks were set on courses such as Boston which do not fulfill IAAF criteria. Any comments and amendments to these records will be gratefully received by the editor.

The following websites have been references for the area records: **Africa**: www.webcaa.org; **Asia**: athleticsasia.org; **Europe**: www.european-athletics.org, they do not yet recognise many men's road marks; **South America**: www.consudatle.org; **United States**: www.usatf.org; **North/Central American & Caribbean**: www.athleticsnacac.org – though not updated since 2011; **Central America & Caribbean**: www.cacacathletics.org – though page no longer available. For **Oceania**, www.athletics-oceania.com did not publish a record list as at June 30, 2015. Therefore, the marks listed here for Central America & Caribbean and Oceania are the best legitimate marks known by the editor

MEN

EVENT	MARK	Wind	NAME	COUNTRY	BORN	VENUE	DATE
100 Metres							
IAAF, CAC, Com	9.58	0.9	Usain Bolt (9.572, reaction 0.146)	JAM	21.8.86	Berlin	16 Aug 09
NAM	9.69	2.0	Tyson Gay	USA	9.8.82	Shanghai	20 Sep 09
AFR	9.85	1.7	Olusoji Fasuba	NGR	9.7.84	Doha	12 May 06
EUR	9.86	0.6	Francis Obikwelu	POR	22.11.78	Athina	22 Aug 04
ASI	9.91 ^a	1.8	Femi Ogunode	QAT	15.5.91	Wuhan	4 Jun 15
	9.93	0.4	Femi Ogunode (ex-NGR)	QAT	15.5.91	Incheon	28 Sep 14
OCE	9.93	1.8	Patrick Johnson	AUS	26.9.72	Mito	5 May 03
SAM	10.00A	1.6	Robson da Silva	BRA	4.9.64	Ciudad de México	22 Jul 88
<i>Age records</i>							
WY	10.19	0.5	Yoshihide Kiryu	JPN	15.12.95	Fukuroi	3 Nov 12
IAAF-J	9.97	1.8	Trayvon Bromell	USA	10.7.95	Eugene	13 Jun 14
W35	9.96	1.0	Kim Collins	SKN	5.4.76	London	20 Jul 14
W40	10.29	1.9	Troy Douglas	NED	30.11.62	Leiden	7 Jun 03
200 Metres							
IAAF, CAC, Com	19.19	-0.3	Usain Bolt	JAM	21.8.86	Berlin	20 Aug 09
NAM	19.32	0.4	Michael Johnson	USA	13.9.67	Atlanta	1 Aug 96
AFR	19.68	0.4	Frankie Fredericks	NAM	2.10.67	Atlanta	1 Aug 96
EUR	19.72A	1.8	Pietro Mennea	ITA	28.6.52	Ciudad de México	12 Sep 79
SAM	19.81	-0.3	Alonso Edward	PAN	8.12.89	Berlin	20 Aug 09
ASI	20.03	0.6	Shingo Suetsugu	JPN	2.6.80	Yokohama	7 Jun 03
OCE	20.06A	0.9	Peter Norman	AUS	15.6.42	Ciudad de México	16 Oct 68
<i>Age records</i>							
WY	20.13	0.0	Usain Bolt	JAM	21.8.86	Bridgetown	20 Jul 03
IAAF-J	19.93	1.4	Usain Bolt	JAM	21.8.86	Devonshire	11 Apr 04
W35	20.11	1.9	Linford Christie	GBR	2.4.60	Lille	25 Jun 95
W40	20.64	1.3	Troy Douglas	NED	30.11.62	Utrecht	9 Aug 03
	20.64	0.7	Troy Douglas	NED	30.11.62	Paris (Saint-Denis)	27 Aug 03

EVENT	MARK	NAME	COUNTRY	BORN	VENUE	DATE
400 Metres						
IAAF, NAM	43.18	Michael Johnson <i>Halves of 21.22 & 21.96</i>	USA	13.9.67	Sevilla	26 Aug 99
CAC, Com	43.74	Kirani James	GRN	1.9.92	Lausanne	3 Jul 14
AFR	44.01	Isaac Makwala	BOT	29.9.86	La Chaux-de-Fonds	6 Jul 14
SAM	44.29	Sanderlei Parrela	BRA	7.10.74	Sevilla	26 Aug 99
EUR	44.33	Thomas Schönlebe	GDR	6.8.65	Roma	3 Sep 87
OCE	44.38	Darren Clark	AUS	6.9.65	Seoul	26 Sep 88
ASI	44.43	Youssef Masrahi	KSA	31.12.87	Lausanne	3 Jul 14
<i>Age records</i>						
WY	45.14	Obea Moore	USA	10.1.79	Santiago de Chile	2 Sep 95
IAAF-J	43.87	Steve Lewis	USA	16.5.69	Seoul	28 Sep 88
W35	44.54	Chris Brown	BAH	15.10.78	Eugene	30 May 15
W40	47.82	Enrico Saraceni	ITA	19.5.64	Århus	25 Jul 04
800 Metres						
IAAF, AFR, Com	1:40.91	David Rudisha <i>Pace – 200m: 23.5 400m: 49.28, 600m: 1:14.30</i>	KEN	17.12.88	London	9 Aug 12
EUR	1:41.11	Wilson Kipketer	DEN	12.12.70	Köln	24 Aug 97
SAM	1:41.77	Joaquim Cruz	BRA	12.3.63	Köln	26 Aug 84
NAM	1:42.60	Johnny Gray	USA	19.6.60	Koblenz	28 Aug 85
ASI	1:42.79	Youssef Saad Kamel (ex-KEN)	BRN	29.3.83	Monaco	29 Jul 08
CAC	1:42.85	Norberto Téllez	CUB	22.1.72	Atlanta	31 Jul 96
OCE	1:44.3+	Peter Snell	NZL	17.12.38	Christchurch	3 Feb 62
<i>Age records</i>						
WY	1:43.37	Mohammed Aman	ETH	10.1.94	Rieti	10 Sep 11
IAAF-J	1:41.73	Nijel Amos	BOT	15.3.94	London	9 Aug 12
W35	1:43.36	Johnny Gray	USA	19.6.60	Zürich	16 Aug 95
W40	1:48.05	Anthony Whiteman	GBR	13.11.71	Manchester	12 Jul 14
1000 Metres						
IAAF, AFR, Com	2:11.96	Noah Ngeny <i>Pace – 200m: 24.12; 400m: 49.66; 600m: 1:17.14; 800m: 1:44.62</i>	KEN	2.11.78	Rieti	5 Sep 99
EUR	2:12.18	Sebastian Coe	GBR	29.9.56	Oslo	11 Jul 81
NAM	2:13.9	Rick Wolhuter	USA	23.12.48	Oslo	30 Jul 74
SAM	2:14.09	Joaquim Cruz	BRA	12.3.63	Nice	20 Aug 84
ASI	2:14.72	Youssef Saad Kamel (ex-KEN)	BRN	29.3.83	Stockholm	22 Jul 08
OCE	2:16.09	Jeff Riseley	AUS	11.11.86	Ostrava	17 Jun 14
CAC	2:17.0	Byron Dyce	JAM	27.3.48	København	15 Aug 73
<i>Age records</i>						
WY	2:17.44	Hamza Driouch	QAT	16.11.94	Sollentuna	9 Aug 11
WJ	2:13.93	Abubaker Kaki	SUD	21.6.89	Stockholm	22 Jul 08
IAAF-J	2:15.00	Benjamin Kipkurui	KEN	28.12.80	Nice	17 Jul 99
W35	2:18.8+	William Tanui	KEN	22.2.64	Roma	7 Jul 99
W40	2:24.93i	Vyacheslav Shabunin	RUS	27.9.69	Moskva	10 Jan 10
1500 Metres						
IAAF, AFR	3:26.00	Hicham El Guerrouj <i>Pace – 400m: 53.6; 800m: 1:50.5; 1000m: 2:18.5; 1100m: 2:32.8; 1200m: 2:46.4</i>	MAR	14.9.74	Roma	14 Jul 98
Com	3:26.34	Bernard Lagat	KEN	12.12.74	Bruxelles	24 Aug 01
EUR	3:28.81	Mohamed Farah	GBR	23.3.83	Monaco	19 Jul 13
ASI	3:29.14	Rashid Ramzi (ex-MAR)	BRN	17.7.80	Roma	14 Jul 06
NAM	3:29.30	Bernard Lagat (ex-KEN)	USA	12.12.74	Rieti	28 Aug 05
OCE	3:29.91	Nick Willis	NZL	25.4.83	Monaco	18 Jul 14
SAM	3:33.25	Hudson de Souza	BRA	25.2.77	Rieti	28 Aug 05
CAC	3:35.03	Maurys Castillo	CUB	19.10.84	Huelva	7 Jun 12
<i>Age records</i>						
WY	3:33.72	Nicholas Kiptanui Kemboi	KEN	18.12.89	Zürich	18 Aug 06
IAAF-J	3:28.81	Ronald Kwemoi	KEN	19.9.95	Monaco	18 Jul 14
W35	3:32.45	William Tanui	KEN	22.2.64	Athina	16 Jun 99
W40	3:40.20i+	Bernard Lagat (ex-KEN)	USA	12.12.74	New York	14 Feb 15
	3:41.87	Bernard Lagat (ex-KEN)	USA	12.12.74	Birmingham	7 Jun 15
One Mile						
IAAF, AFR	3:43.13	Hicham El Guerrouj <i>Pace – 440y: 55.07; 880y: 1:51.58; 1320y: 2:47.91; 1500m: 3:28.21</i>	MAR	14.9.74	Roma	7 Jul 99
Com	3:43.40	Noah Ngeny	KEN	2.11.78	Roma	7 Jul 99
EUR	3:46.32	Steve Cram	GBR	14.10.60	Oslo	27 Jul 85
NAM	3:46.91	Alan Webb	USA	13.1.83	Brasschaat	21 Jul 07

EVENT	MARK	NAME	COUNTRY	BORN	VENUE	DATE
ASI	3:47.97	Dahame Najem Bashair (ex-KEN)	QAT	8.11.78	Oslo	29 Jul 05
OCE	3:48.98	Craig Mottram	AUS	18.6.80	Oslo	29 Jul 05
SAM	3:51.05	Hudson de Souza	BRA	25.2.77	Oslo	29 Jul 05
CAC	3:57.34	Byron Dyce	JAM	27.3.48	Stockholm	1 Jul 74
	3:57.34	Juan Luis Barrios	MEX	24.6.83	Dublin	17 Jul 13
<i>Age records</i>						
WY	3:54.56	Isaac Songok	KEN	25.4.84	Linz	20 Aug 01
IAAF-J	3:49.29	William Biwott (now Ilham Tanui Özbilmen TUR)	KEN	5.3.90	Oslo	3 Jul 09
W35	3:51.38	Bernard Lagat (ex-KEN)	USA	12.12.74	London	6 Aug 11
W40	3:54.91i	Bernard Lagat (ex-KEN)	USA	12.12.74	New York	14 Feb 15
	3:58.79	Anthony Whiteman	GBR	13.11.71	Nashville	2 Jun 12
2000 Metres						
IAAF, AFR	4:44.79	Hicham El Guerrouj	MAR	14.9.74	Berlin	7 Sep 99
		<i>Pace – 400m: 57.1; 800m: 1:55.4; 1000m: 2:24.1; 1600m: 3:49.60</i>				
Com	4:48.74	John Kibowen	KEN	21.4.69	Hechtel	1 Aug 98
OCE	4:50.76	Craig Mottram	AUS	18.6.80	Melbourne	9 Mar 06
EUR	4:51.39	Steve Cram	GBR/ENG	14.10.60	Budapest	4 Aug 85
NAM	4:52.44	Jim Spivey	USA	7.3.60	Lausanne	15 Sep 87
ASI	4:55.57	Mohammed Suleiman	QAT	23.11.69	Roma	8 Jun 95
SAM	5:03.34	Hudson de Souza	BRA	25.2.77	Manaus	6 Apr 02
CAC	5:03.4	Arturo Barrios	MEX	12.12.63	Nice	10 Jul 89
<i>Age records</i>						
WY	4:56.86	Isaac Songok	KEN	25.4.84	Berlin	31 Aug 01
WJ	4:56.25	Tesfaye Cheru	ETH	2.3.93	Reims	5 Jul 11
W35	4:54.74i	Bernard Lagat (ex-KEN)	USA	12.12.74	New York	15 Feb 14
	4:58.3+♠	William Tanui	KEN	22.2.64	Monaco	4 Aug 99
	4:59.19	Jim Spivey	USA	7.3.60	Paris	3 Jul 95
W40	5:13.41i	Vyacheslav Shabunin	RUS	27.9.69	Omsk	27 Dec 10
3000 Metres						
IAAF, AFR, Com	7:20.67	Daniel Komen	KEN	17.5.76	Rieti	1 Sep 96
		<i>Pace – 1000m: 2:54.9; 2000m: 4:53.4</i>				
EUR	7:26.62	Mohammed Mourhit	BEL	10.10.70	Monaco	18 Aug 00
NAM, W35	7:29.00	Bernard Lagat (ex-KEN)	USA	12.12.74	Rieti	29 Aug 10
ASI	7:30.76	Jamal Bilal Salem (ex-James Kipkemboi Katui KEN)	QAT	12.9.78	Doha	13 May 05
OCE	7:32.19	Craig Mottram	AUS	18.6.80	Athina	17 Sep 06
CAC	7:35.71	Arturo Barrios	MEX	12.12.63	Nice	10 Jul 89
SAM	7:39.70	Hudson de Souza	BRA	25.2.77	Lausanne	2 Jul 02
<i>Age records</i>						
WY	7:32.37	Abreham Cherkos	ETH	23.9.89	Lausanne	11 Jul 06
IAAF-J	7:28.78	Augustine Choge	KEN	21.1.87	Doha	13 May 05
W40	7:37.92i	Bernard Lagat	KEN	12.12.74	Metz	25 Feb 15
	8:00.23+	Bernard Lagat	KEN	12.12.74	Eugene	29 May 15
5000 Metres						
IAAF, AFR	12:37.35	Kenenisa Bekele	ETH	13.6.82	Hengelo	31 May 04
		<i>Pace – 1000m: 2:33.24; 2000m: 5:05.47; 3000m: 7:37.34; 4000m: 10:07.93, 57.9 last lap</i>				
Com	12:39.74	Daniel Komen	KEN	17.5.76	Bruxelles	22 Aug 97
EUR	12:49.71	Mohammed Mourhit	BEL	10.10.70	Bruxelles	25 Aug 00
ASI	12:51.96	Albert Rop (ex KEN)	BRN	17.7.92	Monaco	19 Jul 13
NAM, W35	12:53.60	Bernard Lagat (ex-KEN)	USA	12.12.74	Monaco	22 Jul 11
OCE	12:55.76	Craig Mottram	AUS	18.6.80	London	30 Jul 04
CAC	13:07.79	Arturo Barrios	MEX	12.12.63	London	14 Jul 89
SAM	13:19.43	Marilson dos Santos	BRA	6.8.77	Kassel	8 Jun 06
<i>Age records</i>						
WY	12:54.19	Abreham Cherkos	ETH	23.9.89	Roma	14 Jul 06
IAAF-J	12:47.53	Hagos Gebrhiwet	ETH	11.5.94	Paris (Saint-Denis)	6 Jul 12
W40	13:14.97	Bernard Lagat	KEN	12.12.74	Eugene	29 May 15
10,000 Metres						
IAAF, AFR	26:17.53	Kenenisa Bekele	ETH	13.6.82	Bruxelles	26 Aug 05
		<i>Pace – 1000m: 2:40.6; 2000m: 5:16.4; 3000m: 7:53.3; 4000m: 10:30.4; 5000m: 13:09.4; 6000m: 15:44.7; 7000m: 18:24.0; 8000m: 21:04.6; 9000m: 23:45.1, 57.1 last lap</i>				
Com	26:27.85	Paul Tergat	KEN	17.6.69	Bruxelles	22 Aug 97
ASI	26:38.76	Ahmad Hassan Abdullah (ex-Albert Chepkurui KEN)	QAT	29.7.81	Bruxelles	5 Sep 03
NAM	26:44.36	Galen Rupp	USA	8.5.86	Eugene	30 May 14
EUR	26:46.57	Mohamed Farah	GBR	23.3.83	Eugene	3 Jun 11
CAC	27:08.23	Arturo Barrios	MEX	12.12.63	Berlin	18 Aug 89
OCE	27:24.95	Ben St. Lawrence	AUS	7.11.81	Stanford	1 May 11
SAM	27:28.12	Marilson dos Santos	BRA	6.8.77	Neerpelt	2 Jun 07

EVENT	MARK	NAME	COUNTRY	BORN	VENUE	DATE
<i>Age records</i>						
WY	27:02.81	Ibrahim Jeylan	ETH	12.6.89	Bruxelles	25 Aug 06
IAAF-J	26:41.75	Samuel Wanjiru	KEN	10.11.86	Bruxelles	26 Aug 05
W35	26:51.20	Haile Gebrselassie	ETH	18.4.73	Hengelo	24 May 08
W40	28:30.88	Martti Vainio	FIN	30.12.50	Hengelo	25 Jun 91
10 Kilometres Road						
IAAF, AFR, Com	26:44	Leonard Komon	KEN	10.1.88	Utrecht	26 Sep 10
<i>Pace – 5Km: 13:19. Extended time – 26:43.7</i>						
EUR	27:20a#	Jon Brown (now CAN)	GBR	27.2.71	Pittsburgh	24 Sep 95
	27:44#	Mohamed Farah	GBR	23.3.83	London	31 May 10
NAM	27:22a#	Mark Nenow	USA	16.11.57	New Orleans	1 Apr 84
	27:48	Mark Nenow	USA	16.11.57	Phoenix	2 Mar 85
NAM, W40	27:48*	Bernard Lagat (ex-KEN)	USA	12.12.74	Manchester	10 May 15
OCE	27:39a#	Craig Mottram	AUS	18.6.80	Madrid	31 Dec 06
	27:48#	Rob de Castella	AUS	27.2.57	Phoenix	3 Mar 84
	27:54	Craig Mottram	AUS	18.6.80	Manchester	23 May 04
CAC	27:41	Arturo Barrios	MEX	12.12.63	Phoenix	1 Mar 86
SAM	27:48+	Marilson dos Santos	BRA	6.8.77	Udine	14 Oct 07
ASI	27:57	Ahmad Hassan Abdullah (ex-Albert Chepkurui KEN)	QAT	29.7.81	Cardiff	27 Jul 08
	27:57#	Nicholas Kemboi (ex KEN)	QAT	25.11.83	Utrecht	25 Sep 11
<i>Age records</i>						
WJ	27:32+	Tilahun Regassa	ETH	18.1.90	New Delhi	9 Nov 08
W35	27:39	Haile Gebrselassie	ETH	18.4.73	Manchester	17 May 09
	27:39	Haile Gebrselassie	ETH	18.4.73	Manchester	20 May 12
15 Kilometres Road						
IAAF, AFR, Com	41:13	Leonard Komon	KEN	10.1.88	Nijmegen	21 Nov 10
<i>Pace – 5Km: 14:01 10Km: 27:39. Extended time – 41:12.5</i>						
SAM	42:15+	Marilson dos Santos	BRA	6.8.77	Udine	14 Oct 07
OCE	42:17+	Zane Robertson	NZL	14.11.89	Marugame	1 Feb 15
NAM	42:22	Todd Williams	USA	7.3.69	Jacksonville	11 Mar 95
CAC	42:36	Arturo Barrios	MEX	12.12.63	Portland	29 Jun 86
ASI	42:36+	Atsushi Sato	JPN	8.5.78	Udine	14 Oct 07
EUR	42:39#	Jon Brown (now CAN)	GBR	27.2.71	Tampa	26 Feb 94
<i>Age records</i>						
WJ	42:08+	Samuel Wanjiru	KEN	10.11.86	Rotterdam	11 Sep 05
W35	42:05+	Jaouad Gharib	MAR	22.5.72	Lisboa	21 May 10
W40	44:14	Pierre Levisse	FRA	21.2.52	Portland	28 Jun 92
20,000 Metres						
IAAF, AFR	56:26.0+ <small>(56:25.98)</small>	Haile Gebrselassie	ETH	18.4.73	Ostrava	27 Jun 07
<i>Pace – 2000m: 5:34.23; 4000m: 11:12.52; 6000m: 16:51.93; 8000m: 22:31.89; 10,000m: 28:11.24; 12,000m: 33:50.74; 14,000m: 39:29.46; 16,000m: 45:08.81; 18,000m: 50:46.43</i>						
CAC	56:55.6+	Arturo Barrios (later USA)	MEX	12.12.63	La Flèche	30 Mar 91
EUR	57:18.4+	Dionisio Castro	POR	22.11.63	La Flèche	31 Mar 90
ASI	57:48.7+	Toshihiko Seko	JPN	15.7.56	Odawara	11 May 85
Com	58:02.2+	Moses Mosop	KEN	17.7.85	Eugene	3 Jun 11
NAM	58:15.0+	Bill Rodgers	USA	23.12.47	Boston	9 Aug 77
OCE	58:37.2+	Rob de Castella	AUS	27.2.57	Roma	17 Apr 82
SAM	59:40.4+#	Victor Mora	COL	24.11.44	Essen	15 Aug 73
<i>Age record</i>						
W35	57:44.4+	Gaston Roelants	BEL	5.2.37	Bruxelles	20 Sep 72
20 Kilometres Road						
IAAF, AFR	55:21+	Zersenay Tadese	ERI	8.2.82	Lisboa	21 Mar 10
<i>Pace – 5Km: not available; 8.5Km: 24:06; 10Km: 27:53; 15Km: 41:33. (Half Marathon: 58:23)</i>						
Com	55:31+	Samuel Wanjiru	KEN	10.11.86	Den Haag	17 Mar 07
EUR	56:27+#	Mohamed Farah	GBR	23.3.83	Lisboa	22 Mar 15
SAM	56:32+	Marilson dos Santos	BRA	6.8.77	Udine	14 Oct 07
NAM	56:48+	Dathan Ritzenhein	USA	30.12.82	Birmingham	11 Oct 09
OCE	56:40+	Zane Robertson	NZL	14.11.89	Marugame	1 Feb 15
ASI	57:24+	Atsushi Sato	JPN	8.5.78	Udine	14 Oct 07
	57:24+	Masato Kikuchi	JPN	18.9.90	Yamaguchi	15 Feb 15
CAC	58:26+	Juan Carlos Romero	MEX	15.12.77	Birmingham	11 Oct 09
<i>Age records</i>						
WY	58:20	Faustin Baha	TAN	30.5.82	Paris	17 Oct 99
WJ	56:18+	Samuel Wanjiru	KEN	10.11.86	Rotterdam	11 Sep 05
W35	56:32a+	Haile Gebrselassie	ETH	18.4.73	Newcastle-South Shields	19 Sep 10
	56:47+	Haile Gebrselassie	ETH	18.4.73	Den Haag	14 Mar 09

EVENT	MARK	NAME	COUNTRY	BORN	VENUE	DATE
Half Marathon						
IAAF, AFR	58:23	Zersenay Tadese	ERI	8.2.82	Lisboa	21 Mar 10
		<i>Pace – 10Km: 27:53; 15Km: 41:33; 20Km: 55:21</i>				
Com	58:33	Samuel Wanjiru	KEN	10.11.86	Den Haag	17 Mar 07
EUR	59:32 ⁿ	Mohamed Farah	GBR	23.3.83	Lisboa	22 Mar 15
	59:52	Fabián Roncero	ESP	19.10.70	Berlin	1 Apr 01
SAM	59:33	Marilson dos Santos	BRA	6.8.77	Udine	14 Oct 07
NAM	59:41a#	Terry Cotton	USA	7.8.54	Fontana	19 Apr 86
	59:43	Ryan Hall	USA	14.10.82	Houston	14 Jan 07
OCE	59:47	Zane Robertson	NZL	14.11.89	Marugame	1 Feb 15
CAC	60:14a	Armando Quintanilla	MEX	19.4.68	Tokyo	21 Jan 96
	60:28	German Silva	MEX	9.1.68	Oslo	24 Sep 94
ASI	60:25	Atsushi Sato	JPN	8.5.78	Udine	14 Oct 07
<i>Age records</i>						
WY	60:38	Faustin Baha	TAN	30.5.82	Lille	4 Sep 99
WJ*	59:16	Samuel Wanjiru	KEN	10.11.86	Rotterdam	11 Sep 05
W35	59:10a	Paul Tergat	KEN	17.6.69	Lisboa	13 Mar 05
	59:50	Haile Gebrselassie	ETH	18.4.73	den Haag	14 Mar 09
W40	60:41a	Haile Gebrselassie	ETH	18.4.73	South Shields	15 Sep 13
	61:09	Haile Gebrselassie	ETH	18.4.73	Glasgow	6 Oct 13

* The birthdate of Kenneth (Kiprop) Kipkemoi KEN was misreported as August 5, 1994 but is apparently August 2, 1984, so his 59:11 Half Marathon (den Haag, 11 Mar 12) is not shown here as a world junior best. Similarly Dennis (Kipruto) Kimetto (Koech) KEN was variously reported to have been born on November 13, 1993 or January 22, 1994, but the compiler understands that January 22, 1984 is his correct birthdate so his 59:14 Half Marathon (Berlin, 1 Apr 12) should also not be regarded as a world junior best

One Hour (track)

IAAF, AFR	21,285m	Haile Gebrselassie	ETH	18.4.73	Ostrava	27 Jun 07
		<i>Pace – 2000m: 5:34.23; 4000m: 11:12.52; 6000m: 16:51.93; 8000m: 22:31.89; 10,000m: 28:11.24; 12,000m: 33:50.74; 14,000m: 39:29.46; 16,000m: 45:08.81; 18,000m: 50:46.43; 20,000m: 56:25.98</i>				
CAC	21,101m	Arturo Barrios (later USA)	MEX	12.12.63	La Flèche	30 Mar 91
EUR	20,944m	Jos Hermens	NED	8.1.50	Arnhem	1 May 76
Com	20,855m	Carl Thackery	GBR/ENG	14.10.62	La Flèche	31 Mar 90
NAM	20,547m	Bill Rodgers	USA	23.12.47	Boston	9 Aug 77
OCE	20,516m	Rob De Castella	AUS	27.2.57	Roma	17 Apr 82
ASI	20,410m	Seiji Kushibe	JPN	11.11.71	Tokyo	20 Oct 96
SAM	20,129m#	Victor Mora	COL	24.11.44	Essen	15 Aug 73
<i>Age records</i>						
W35	20,822m	Haile Gebrselassie	ETH	18.4.73	Hengelo	1 Jun 09
W40	19,710m	Steve Moneghetti	AUS	26.9.62	Geelong	17 Dec 05

25,000 Metres

IAAF, AFR, Com	1:12:25.4+	Moses Mosop	KEN	17.7.85	Eugene	3 Jun 11
		<i>Pace – 5000m: 14:40.0; 10,000m: 29:19.6; 15,000m: 43:56.1; 20,000m: 58:02.2 (30,000m: 1:26:47.4)</i>				
ASI	1:13:55.8+	Toshihiko Seko	JPN	15.7.56	Christchurch	22 Mar 81
EUR, W35	1:13:57.6	Stéphane Franke	GER	12.2.64	Walnut	30 Mar 99
NAM	1:14:11.8	Bill Rodgers	USA	23.12.47	Saratoga	21 Feb 79
OCE	1:16:29.0	Jack Foster	NZL	23.5.32	Hamilton	15 Aug 71
SAM	1:20:35.0+#	Walter Lemos	ARG	13.3.30	Villa Dominico	7 May 57
CAC		Not established				

25 Kilometres Road

IAAF, AFR, Com	1:11:18	Dennis Kimetto	KEN	22.1.84	Berlin	6 May 12
		<i>Pace – 5Km: 14:00 10Km: 28:21; 15Km: 42:56; Half Mar: 60:19</i>				
ASI	1:13:14+	Takayuki Matsumiya	JPN	21.2.80	Kumamoto	27 Feb 05
NAM	1:13:25a+#	Ryan Hall	USA	14.10.82	Boston	18 Apr 11
	1:14:13+#	Khalid Khannouchi (ex-MAR)	USA	22.12.71	Chicago	10 Oct 04
	1:14:18	Christo Landry	USA	29.4.86	Grand Rapids	10 May 14
EUR	1:13:30+#	Steve Jones	GBR	4.8.55	Chicago	20 Oct 85
SAM	1:14:17a+	Marilson dos Santos	BRA	6.8.77	London	17 Apr 11
	1:14:31+	Marilson dos Santos	BRA	6.8.77	Chicago	9 Oct 11
OCE	1:14:42#	Rob de Castella	AUS	27.2.57	Perth	4 Jul 81
CAC, W40	1:16:26+	Andrés Espinosa	MEX	4.2.63	Berlin	28 Sep 03
<i>Age records</i>						
WJ	1:13:21+♂	Tsegaye Mekonnen	ETH	15.6.95	Dubai	24 Jan 14
W35	1:13:09+	Haile Gebrselassie	ETH	18.4.73	Berlin	20 Sep 09

EVENT	MARK	NAME	COUNTRY	BORN	VENUE	DATE
30,000 Metres						
IAAF, AFC, Com	1:26:47.4	Moses Mosop	KEN	17.7.85	Eugene	3 Jun 11
		<i>Pace – 5000m: 14:40.0; 10,000m: 29:19.6; 15,000m: 43:56.1; 20,000m: 58:02.2; 25,000m: 1:12:25.4. Last 400m: 63.2</i>				
ASI	1:29:18.8 (1:29:18.78)	Toshihiko Seko	JPN	15.7.56	Christchurch	22 Mar 81
EUR	1:31:30.4	Jim Alder	GBR	10.6.40	London	5 Sep 70
NAM	1:31:48.9	Bill Rodgers	USA	23.12.47	Saratoga	21 Feb 79
OCE	1:32:18.6	Jack Foster	NZL	23.5.32	Hamilton	15 Aug 71
SAM	1:37:50.7#	Walter Lemos	ARG	13.3.30	Villa Dominico	7 May 57
CAC		Not established				
Age record						
W35	1:31:53.2	Dominique Chauvelier	FRA	3.8.56	La Flèche	13 Jun 92
30 Kilometres Road						
<i>London course classified as downhill to 30Km up to 2004, but okay from 2005</i>						
W, AFR, Com	1:27:36+#	Wilfred Kirwa Kigen	KEN	21.1.86	Berlin	28 Sep 14
		<i>Pace – 5Km: 14:42; 10Km: 29:24; 15Km: 44:09; 20Km: 58:35; Half Mar: 61:45; 25Km: 1:13:08 (Unofficial transponder time of 1:27:37 at 30Km; Pacemaker – dropped out before 35Km)</i>				
IAAF, AFR, Com	1:27:37+	Emmanuel Mutai	KEN	12.10.84	Berlin	28 Sep 14
		<i>Pace – 5Km: 14:42; 10Km: 29:24; 15Km: 44:09; 20Km: 58:35; Half Mar: 61:46; 25Km: 1:13:08; (35Km: 1:41:48; 40Km: 1:56:36; Marathon: 2:03:13)</i>				
AFR, Com	1:27:37+X	Geoffrey Kamworor	KEN	28.11.92	Berlin	28 Sep 14
		<i>Pace – 5Km: 14:42; 10Km: 29:25; 15Km: 44:10; 20Km: 58:35; Half Mar: 61:45; 25Km: 1:13:08; (35Km: 1:41:57; 40Km: 1:58:33; Marathon: 2:06:39)</i>				
ASI	1:28:00	Takayuki Matsumiya	JPN	21.2.80	Kumamoto	27 Feb 05
NAM	1:28:23a+#	Ryan Hall	USA	14.10.82	Boston	18 Apr 11
	1:28:38+	Ryan Hall	USA	14.10.82	London	13 Apr 08
EUR	1:28:40+#	Steve Jones	GBR	4.8.55	Chicago	20 Oct 85
SAM	1:29:21+	Marilson dos Santos	BRA	6.8.77	London	17 Apr 11
OCE	1:30:06a+#	Lee Troop	AUS	22.3.73	London	18 Apr 04
	1:31:21+#	Steve Moneghetti	AUS	26.9.62	Berlin	30 Sep 90
CAC, W40	1:31:46+	Andrés Espinosa	MEX	4.2.63	Berlin	28 Sep 03
Age records						
W35	1:27:49+	Haile Gebrselassie	ETH	18.4.73	Berlin	20 Sep 09
WJ	1:28:15+	Tsegaye Mekonnen	ETH	15.6.95	Dubai	24 Jan 14
Marathon						
IAAF, AFR, Com	2:02:57	Dennis Kimetto	KEN	22.1.84	Berlin	28 Sep 14
		<i>Pace – 5Km: 14:42; 10Km: 29:24; 15Km: 44:10; 15Km: 58:36; Half Mar: 61:45; 25Km: 1:13:08; 30Km: 1:27:38; 35Km: 1:41:47; 40Km: 1:56:29; Extended time: 2:02:56.4</i>				
NAM	2:04:58a#	Ryan Hall	USA	14.10.82	Boston	18 Apr 11
	2:05:38	Khalid Khannouchi (ex-MAR)	USA	22.12.71	London	14 Apr 02
SAM	2:06:05	Ronaldo da Costa	BRA	7.6.70	Berlin	20 Sep 98
ASI	2:06:16	Toshinari Takaoka	JPN	22.9.70	Chicago	13 Oct 02
EUR	2:06:36#X	António Pinto	POR	24.3.66	London	16 Apr 00
	2:06:36	Benoît Zwiertzchiewski	FRA	19.8.76	Paris	6 Apr 03
CAC	2:07:19a	Andrés Espinosa	MEX	4.2.63	Boston	18 Apr 94
	2:08:30	Dionisio Cerón	MEX	9.10.65	London	2 Apr 95
OCE	2:07:51a	Rob de Castella	AUS	27.2.57	Boston	21 Apr 86
	2:08:16#	Steve Moneghetti	AUS	26.9.62	Berlin	30 Sep 90
Age records						
WY	2:11:43	Li He	CHN	3.3.84	Beijing	14 Oct 01
WJ	2:04:32	Tsegaye Mekonnen	ETH	15.6.95	Dubai	24 Jan 14
W35	2:03:59	Haile Gebrselassie	ETH	18.4.73	Berlin	28 Sep 08
W40	2:08:44	Kenneth Mungara	KEN	7.9.73	Milano	12 Apr 15
100 Kilometres						
IAAF, ASI	6:13:33	Takahiro Sunada	JPN	19.1.73	Yubetsu	21 Jun 98
EUR	6:15:30# suspended	Jean-Paul Praet	BEL	8.11.55	Torhout	23 Jun 89
EUR, W35	6:16:41#	Jean-Paul Praet	BEL	8.11.55	Winschoten	12 Sep 92
	6:18:24	Mario Ardemagni	ITA	2.4.63	Winschoten	11 Sep 04
SAM	6:18:09#	Valmir Nunes	BRA	16.1.64	Winschoten	16 Sep 95
AFR	6:25:07#	Bruce Fordyce	RSA	3.12.55	Stellenbosch	4 Feb 89
	6:26:58	Shaun Meiklejohn	RSA	30.11.61	Yubetsu	26 Jun 94
NAM	6:27:43	Max King	USA	24.2.80	Doha	21 Nov 14
OCE	6:29:26a	Tim Sloan	AUS	29.7.67	Ross-Richmond	23 Apr 95
CAC	6:54.27	Alfonzo Ansaldo	MEX	30.9.55	Rodenbach	20 Apr 85
Age record						
W40	6:30:35	Roland Vuillemenot	FRA	21.8.46	Chavagnes en Pailiers	22 May 93

EVENT	MARK	NAME	COUNTRY	BORN	VENUE	DATE	
3000 Metres Steeplechase (Hurdles of 91.4cm/3')							
IAAF, ASI	7:53.63	Saif Saaeed Shaheen (ex-Stephen Cheronno KEN)	QAT	15.10.82	Bruxelles	3 Sep 04	
		<i>Pace – 1000m: 2:36.13; 2000m: 5:18.09</i>					
AFR, Com	7:53.64	Brimin Kipruto	KEN	31.7.85	Monaco	22 Jul 11	
EUR	8:00.09	Mahiedine Mekhissi	FRA	15.3.85	Paris (Saint-Denis)	6 Jul 13	
NAM	8:04.71	Evan Jager	USA	8.3.89	Bruxelles	5 Sep 14	
OCE	8:14.05	Peter Renner	NZL	27.10.59	Koblenz	29 Aug 84	
SAM	8:14.41	Wander Moura	BRA	22.2.69	Mar del Plata	22 Mar 95	
CAC	8:25.69	Salvador Miranda	MEX	22.8.71	Barakaldo	8 Jul 00	
<i>Age records</i>							
WY	8:17.28	Jonathan Ndiku	KEN	18.9.91	Bydgoszcz	13 Jul 08	
IAAF-J	7:58.66	Stephen Cheronno (now Saif Saaeed Shaheen QAT)	KEN	15.10.82	Bruxelles	24 Aug 01	
W35	8:04.95	Simon Vroemen	NED	11.5.69	Bruxelles	26 Aug 05	
W40	8:38.40	Angelo Carosi	ITA	20.1.64	Firenze	11 Jul 04	
<i>Disqualified performance: 7:53.17 Brahim Boulami MAR 20.4.72 Zürich 16 Aug 02</i>							
110 Metres Hurdles (Seniors: 106.7cm/3'6"; Juniors: 99.1-100cm/3'3.02"-3'3.37"; Youths: 91.4cm/3')							
IAAF, NAM	12.80	Aries Merritt	USA	24.7.85	Bruxelles	7 Sep 12	
CAC	12.87	Dayron Robles	CUB	19.11.86	Ostrava	12 Jun 08	
ASI	12.88	Liu Xiang	CHN	13.7.83	Lausanne	11 Jul 06	
EUR, Com	12.91	Colin Jackson	GBR/WAL	18.2.67	Stuttgart	20 Aug 93	
AFR	13.24	Lehann Fourie	RSA	16.2.87	Bruxelles	7 Sep 12	
SAM	13.27A	Paulo Villar	COL	28.7.78	Guadalajara	28 Oct 11	
OCE	13.29	Kyle Vander-Kuyp	AUS	30.5.71	Göteborg	11 Aug 95	
<i>Age records</i>							
WY (91.4cm)	12.96	1.3	Jaheel Hyde	JAM	2.2.97	Nanjing	23 Aug 14
(99.1-100cm)	13.29	-1.0	Wilhem Belocian	FRA	22.6.95	Barcelona	12 Jul 12
(106.7cm)	13.43	1.9	Shi Dongpeng	CHN	6.1.84	Shanghai	6 May 01
WJ (106.7cm)	13.12	1.6	Liu Xiang	CHN	13.7.83	Lausanne	2 Jul 02
IAAF-J (99.1-100cm)	12.99	0.5	Wilhem Belocian	FRA	22.6.95	Eugene	24 Jul 14
W35	12.96	0.4	Allen Johnson	USA	1.3.71	Athina	17 Sep 06
W40 (106.7cm)	13.73	0.4	David Ashford	USA	24.1.63	Carolina	11 Jul 03
400 Metres Hurdles (Seniors & Juniors: 91.4cm/3'; Youths: 83.8cm/2'9")							
IAAF, NAM	46.78	Kevin Young	USA	16.9.66	Barcelona	6 Aug 92	
AFR, Com	47.10	Samuel Matete	ZAM	27.7.68	Zürich	7 Aug 91	
CAC	47.25	Felix Sánchez	DOM	30.8.77	Paris (Saint-Denis)	29 Aug 03	
EUR	47.37	Stéphane Diagana	FRA	23.7.69	Lausanne	5 Jul 95	
ASI	47.53	Hadi Al-Somaily	KSA	30.12.76	Sydney	27 Sep 00	
SAM	47.84	Bayano Kamani	PAN	17.4.80	Helsinki	7 Aug 05	
OCE	48.28	Rohan Robinson	AUS	15.11.71	Atlanta	31 Jul 96	
<i>Age records</i>							
WY (84cm)	49.01	William Wynne	USA	30.1.90	Ostrava	15 Jul 07	
(91.4cm)	48.89	LJ van Zyl	RSA	20.7.85	Kingston	19 Jul 02	
IAAF-J	48.02	Danny Harris	USA	7.9.65	Los Angeles	17 Jun 84	
W35	48.10	Felix Sánchez	DOM	30.8.77	Moskva	13 Aug 13	
W40	49.69	Danny McFarlane	JAM	14.6.72	Kingston	29 Jun 12	
High Jump							
IAAF, CAC	2.45	Javier Sotomayor	CUB	13.10.67	Salamanca	27 Jul 93	
		<i>Series – 2.23-1, 2.32-1, 2.38-1, 2.45-2</i>					
ASI	2.43	Mutaz Essa Barshim	QAT	24.6.91	Bruxelles	5 Sep 14	
EUR	2.42i#	Carlo Thränhardt	FRG	5.7.57	Berlin	26 Feb 88	
	2.42	Patrik Sjöberg	SWE	5.1.65	Stockholm	30 Jun 87	
	2.42i	Ivan Ukhov	RUS	29.3.86	Praha	25 Feb 14	
	2.42	Bogdan Bondarenko	UKR	30.8.89	New York	14 Jun 14	
NAM	2.40i#	Hollis Conway	USA	8.1.67	Sevilla	10 Mar 91	
	2.40	Charles Austin	USA	19.12.67	Zürich	7 Aug 91	
NAM, Com	2.40	Derek Drouin	CAN	6.3.90	Des Moines	25 Apr 14	
AFR	2.38	Jacques Freitag	RSA	11.6.82	Oudtshoorn	5 Mar 05	
OCE	2.36	Tim Forsyth	AUS	17.8.73	Melbourne	2 Mar 97	
SAM	2.33A	Gilmar Mayo	COL	3.9.69	Pereira	17 Oct 94	
<i>Age records</i>							
WY	2.33	Javier Sotomayor	CUB	13.10.67	La Habana	19 May 84	
IAAF-J	2.37	Dragutin Topić	YUG/SRB	12.3.71	Plovdiv	12 Aug 90	
	2.37	Steve Smith	GBR	29.3.73	Seoul	20 Sep 92	
W35	2.31	Dragutin Topić	SRB	12.3.71	Kragujevac	28 Jul 09	
	2.31	Jamie Nieto	USA	2.11.76	New York	9 Jun 12	
W40	2.28	Dragutin Topić	SRB	12.3.71	Beograd	20 May 12	

EVENT	MARK	NAME	COUNTRY	BORN	VENUE	DATE
Pole Vault						
IAAF, EUR	6.16i	Renaud Lavillenie	FRA	18.9.86	Donetsk	15 Feb 14
		<i>Series – 5.76-1, 5.91-1, 6.01-3, 6.16-1, 6.21-1 failure</i>				
W (Outdoor best)	6.14A	Sergey Bubka	UKR	4.12.63	Sestriere	31 Jul 94
OCE, Com	6.06i	Steven Hooker	AUS	16.7.82	Boston	7 Feb 09
(Outdoor best)	6.05#	Dmitri Markov (ex-BLR)	AUS	14.3.75	Edmonton	9 Aug 01
NAM	6.04	Brad Walker	USA	21.6.81	Eugene	8 Jun 08
AFR	6.03	Okkert Brits	RSA	22.8.73	Köln	18 Aug 95
ASI	5.92i	Igor Potapovich	KAZ	6.9.67	Stockholm	19 Feb 98
(Outdoor bests)	5.90#	Grigoriy Yegorov	KAZ	12.1.67	Stuttgart	19 Aug 93
	5.90#	Grigoriy Yegorov	KAZ	12.1.67	London	10 Sep 93
	5.90#	Igor Potapovich	KAZ	6.9.67	Nice	10 Jul 96
SAM	5.92 ^a	Thiago Braz	BRA	16.12.93	Baku	24 Jun 15
	5.86	Thiago Braz	BRA	16.12.93	Roma	4 Jun 15
CAC	5.90	Lázaro Borges	CUB	19.6.86	Daegu	29 Aug 11
<i>Age records</i>						
WY	5.51	Germán Chiaraviglio	ARG	16.4.87	Pôrto Alegre	1 May 04
IAAF-J	5.80	Maksim Tarasov	URS/RUS	2.12.70	Bryansk	14 Jul 89
	5.80	Raphael Holzdeppe	GER	28.9.89	Biberach	28 Jun 08
W35	5.90i	Björn Otto	GER	16.10.77	Cottbus	30 Jan 13
	5.90i	Björn Otto	GER	16.10.77	Düsseldorf	8 Feb 13
	5.90	Björn Otto	GER	16.10.77	Eugene	1 Jun 13
W40	5.71i	Jeff Hartwig	USA	25.9.67	Jonesboro	31 May 08
	5.70	Jeff Hartwig	USA	25.9.67	Eugene	29 Jun 08
	5.70	Jeff Hartwig	USA	25.9.67	Karlsruhe	9 Jul 08
Long Jump						
IAAF, NAM	8.95	0.3 Mike Powell	USA	10.11.63	Tokyo	30 Aug 91
		<i>Series – 7.85/0.2, 8.54/0.4, 8.29/0.9, foul, 8.95/0.3, foul</i>				
EUR	8.86A	1.9 Robert Emmiyan	URS/ARM	16.2.65	Tsakhkadzor	22 May 87
SAM	8.73	1.2 Irving Saladino	PAN	23.1.83	Hengelo	24 May 08
CAC	8.71	1.9 Iván Pedrosa	CUB	17.12.72	Salamanca	18 Jul 95
Com	8.62	0.7 James Beckford	JAM	9.1.75	Orlando	5 Apr 97
OCE	8.54	1.7 Mitchell Watt	AUS	25.3.88	Stockholm	29 Jul 11
AFR	8.50	1.3 Khotso Mokoena	RSA	6.3.85	Madrid	4 Jul 09
ASI	8.48	0.6 Mohamed Al-Khuwalidi	KSA	19.6.81	Sotteville	2 Jul 06
<i>Age records</i>						
WY	8.25	1.9 Luis Bueno	CUB	22.5.69	La Habana	28 Sep 86
IAAF-J	8.35	1.1 Sergey Morgunov	RUS	9.2.93	Cheboksary	20 Jun 12
W35	8.50	1.9 Larry Myricks	USA	10.3.56	New York	15 Jun 91
	8.50	-1.3 Carl Lewis	USA	1.7.61	Atlanta	29 Jul 96
W40	7.68A	1.5 Aaron Sampson	USA	20.9.61	Cedar City	21 Jun 02
Triple Jump						
IAAF, EUR, Com	18.29	1.3 Jonathan Edwards	GBR/ENG	10.5.66	Göteborg	7 Aug 95
		<i>18.16/1.3, 18.29/1.3, pass, pass, 17.49/0.8, pass</i>				
NAM	18.09	-0.4 Kenny Harrison	USA	13.2.65	Atlanta	27 Jul 96
CAC	18.08	0.0 Pedro Pablo Pichardo	CUB	30.6.93	La Habana	28 May 15
SAM	17.90	0.4 Jadel Gregório	BRA	16.9.80	Belém	20 May 07
ASI	17.59	0.0 Li Yanxi	CHN	26.6.84	Jinan	26 Oct 09
OCE	17.46	1.7 Ken Lorrway	AUS	6.2.56	London	7 Aug 82
AFR	17.37	2.0 Tareq Bougtaïb	MAR	30.4.81	Khémisset	14 Jul 07
<i>Age records</i>						
WY	17.24	0.7 Lázaro Martínez	CUB	3.11.97	La Habana	1 Feb 14
IAAF-J	17.50	0.4 Volker Mai	GDR	3.5.66	Erfurt	23 Jun 85
W35	17.92	0.7 Jonathan Edwards	GBR	10.5.66	Edmonton	6 Aug 01
W40	16.58	2.0 Ray Kimble	USA	19.4.53	Edinburgh	2 Jul 93
Shot Put (Seniors: 7.26Kg; Juniors: 6Kg; Youths: 5Kg)						
IAAF, NAM	23.12	Randy Barnes	USA	16.6.66	Westwood	20 May 90
		<i>Series – 21.89, 23.12, 22.55, 22.44, 22.34, 22.76</i>				
EUR	23.06	Ulf Timmermann	GDR	1.11.62	Haniá	22 May 88
Com	22.21	Dylan Armstrong	CAN	15.1.81	Calgary	25 Jun 11
AFR	21.97	Janus Robberts	RSA	10.3.79	Eugene	2 Jun 01
CAC	21.61	O'Dayne Richards	JAM	14.12.88	Glasgow	28 Jul 14
OCE	21.37	Tom Walsh	NZL	1.3.92	Melbourne	21 Mar 15
SAM	21.26	Germán Lauro	ARG	2.4.84	Doha	10 May 13
ASI	21.13	Sultan Abdulmajeed Al-Hebshi	KSA	23.2.83	Doha	8 May 09

EVENT	MARK	NAME	COUNTRY	BORN	VENUE	DATE
<i>Age records</i>						
WY (5. Kg)	24.45	Jacko Gill	NZL	20.12.94	Auckland	19 Dec 11
(5.44Kg)	21.90	Arnold Campbell	USA	15.11.66	Winter Park	28 May 83
(6Kg)	22.31	Jacko Gill	NZL	20.12.94	North Shore	5 Dec 11
(7.26Kg)	20.38	Jacko Gill	NZL	20.12.94	North Shore	5 Dec 11
WJ (7.26Kg)	21.05i	Terry Albritton	USA	14.1.55	New York	22 Feb 74
	20.65	Mike Carter	USA	29.10.60	Boston	4 Jul 79
WJ (7.26Kg)	20.43#*	David Storl	GER	27.7.90	Gerlingen	6 Jul 09
	20.39	Janus Robberts	RSA	10.3.79	Germiston	7 Mar 98
IAAF-J (6Kg)	23.00	Jacko Gill	NZL	20.12.94	Auckland	18 Aug 13
W35	22.67	Kevin Toth	USA	29.12.67	Lawrence	19 Apr 03
W40	21.41	Brian Oldfield	USA	1.6.45	Innsbruck	22 Aug 85
* This mark was not ratified now that juniors use the 6Kg implement, though if a junior exceeds the 6Kg mark with a 7.26Kg implement, then that would become the junior record						
Discus Throw (Seniors: 2Kg; Juniors: 1.75Kg; Youths: 1.5Kg)						
IAAF, EUR	74.08	Jürgen Schult	GDR	11.5.60	Neubrandenburg	6 Jun 86
<i>Series – 67.20, foul, foul, 74.08, foul, pass</i>						
NAM	72.34‡	Ben Plucknett	USA	13.4.54	Stockholm	7 Jul 81
	71.32#	Ben Plucknett	USA	13.4.54	Eugene	4 Jun 83
CAC	71.06	Luis Delis	CUB	6.12.57	La Habana	21 May 83
AFR, Com	70.32	Frantz Kruger (now FIN)	RSA	22.5.75	Salon-de-Provence	26 May 02
ASI	69.32	Ehsan Hadadi	IRI	21.1.85	Tallinn	3 Jun 08
OCE	68.20	Benn Harradine	AUS	14.10.82	Townsville	10 May 13
SAM	66.32	Jorge Balliengo	ARG	5.1.78	Rosario	15 Apr 06
<i>Age records</i>						
WY (1.5Kg)	77.50	Mykyta Nesterenko	UKR	15.4.91	Koncha Zaspá	19 May 08
(1.75Kg)	70.13	Mykyta Nesterenko	UKR	15.4.91	Halle	24 May 08
(2Kg)	65.31	Mykyta Nesterenko	UKR	15.4.91	Tallinn	3 Jun 08
WJ (2Kg)	65.62	Werner Reiterer	AUS	27.1.68	Melbourne	15 Dec 87
IAAF-J (2Kg)	63.64	Werner Hartmann	FRG	20.4.59	Strasbourg	25 Jun 78
IAAF-J (1.75Kg)	70.13	Mykyta Nesterenko	UKR	15.4.91	Halle	24 May 08
W35	71.56	Virgilijus Alekna	LTU	13.2.72	Kaunas	25 Jul 07
W40	70.28	Virgilijus Alekna	LTU	13.2.72	Klaipeda	23 Jun 12
‡ Annulled by IAAF due to doping violation, but nevertheless ratified by USA Track & Field						
Hammer Throw (Seniors: 7.26Kg; Juniors: 6Kg; Youths: 5Kg)						
IAAF, EUR	86.74	Yuriy Sedykh	UKR/RUS	11.6.55	Stuttgart	30 Aug 86
<i>Series – 83.94, 85.28, 85.46, 86.74, 86.68, 86.62</i>						
ASI	84.86	Koji Murofushi	JPN	8.10.74	Praha	29 Jun 03
NAM	82.52	Lance Deal	USA	21.8.61	Milano	7 Sep 96
AFR	81.27	Mostafa Al-Gamal	EGY	1.10.88	Al-Qāhirah	21 Mar 14
Com	80.63	Chris Harmse	RSA	31.5.73	Durban	15 Apr 05
OCE	79.29	Stuart Rendell	AUS	30.6.72	Varazdin	6 Jul 02
CAC	78.02	Roberto Janet	CUB	29.8.86	La Habana	28 May 15
SAM	76.42	Juan Cerra	ARG	16.10.76	Trieste	25 Jul 01
<i>Age records</i>						
WY (5Kg)	87.16	Bence Halász	HUN	4.8.97	Baku	31 May 14
(7.26Kg)	73.66	Vladislav Piskunov	UKR	7.6.78	Kiyev	11 Jun 94
WJ (7.26Kg)	78.33	Olli-Pekka Karjalainen	FIN	7.3.80	Seinäjoki	5 Aug 99
IAAF-J, WY (6Kg)	85.57	Ashraf Amjad Al-Saifi	QAT	20.2.95	Barcelona	14 Jul 12
W35	83.62	Igor Astapkovich	BLR	4.1.63	Staik	20 Jun 98
W40	82.23	Igor Astapkovich	BLR	4.1.63	Minsk	10 Jul 04
Javelin Throw (Seniors: 800g; Juniors: 800g; Youths: 700g)						
IAAF, EUR	98.48	Jan Železný	CZE	16.6.66	Jena	25 May 96
<i>Series – 87.76, 92.88, 98.48, 91.44, foul, 87.88</i>						
Com	91.46	Steve Backley	GBR/ENG	12.2.69	North Shore	25 Jan 92
AFR	91.39 ^a	Julius Yego	KEN	4.1.89	Birmingham	7 Jun 15
	89.21	Ihab Abdelrahman	EGY	1.5.89	Shanghai	18 May 14
NAM	91.29	Breaux Greer	USA	19.10.76	Indianapolis	21 Jun 07
ASI	89.15	Zhao Qinggang	CHN	24.7.85	Incheon	2 Oct 14
OCE	89.02	Jarrod Bannister	AUS	3.10.84	Brisbane	29 Feb 08
CAC	87.20A	Guillermo Martínez	CUB	28.6.81	Guadalajara	28 Oct 11
SAM	84.70	Edgar Baumann	PAR	16.4.70	San Marcos	17 Oct 99
<i>Age records</i>						
WY (700g)	89.34	Braian Toledo	ARG	8.9.93	Mar del Plata	6 Mar 10
(800g)	79.96	Aki Parviainen	FIN	26.10.74	Pyhäselkä	12 Sep 91
IAAF-J	84.69	Zigismunds Sirmals	LAT	6.5.92	Bauska	22 Jun 11
W35	92.80	Jan Železný	CZE	16.6.66	Edmonton	12 Aug 01
W40	85.92	Jan Železný	CZE	16.6.66	Göteborg	9 Aug 06

EVENT	MARK	NAME	COUNTRY	BORN	VENUE	DATE
Decathlon						
IAAF, NAM	9039	Ashton Eaton	USA	21.1.88	Eugene	23 Jun 12
		<i>100m: 10.21/0.4; LJ: 8.23/0.8; SP: 14.20; HJ: 2.05; 400m: 46.70 (4728 first day)</i>				
		<i>110mH: 13.70/-0.8; DT: 42.81; PV: 5.30; JT: 58.87; 1500m: 4:14.48 (4311 second day)</i>				
EUR	9026	Roman Šebrle	CZE	26.11.74	Götzis	27 May 01
Com	8847	Daley Thompson	GBR/ENG	30.7.58	Los Angeles	9 Aug 84
ASI	8725	Dmitriy Karpov	KAZ	23.7.81	Athina	24 Aug 04
CAC	8654	Leonel Suárez	CUB	1.9.87	La Habana	4 Jul 09
OCE	8490	Jagan Hames	AUS	31.10.75	Kuala Lumpur	18 Sep 98
AFR	8398 ^a	Willem Coertzen	RSA	30.12.82	Götzis	31 May 15
	8343	Willem Coertzen	RSA	30.12.82	Moskva	11 Aug 13
SAM	8393	Carlos Eduardo Chinin	BRA	3.5.85	São Paulo	18 Jun 13
<i>Age records</i>						
WY (senior implements)	8104h	Valter Külvet	EST	19.2.64	Viimsi	23 Aug 81
	7829	Valter Külvet	EST	19.2.64	Stockholm	13 Sep 81
IAAF-J (senior implements)	8397	Torsten Voss	DDR	24.3.63	Erfurt	7 Jul 82
(No junior has bettered this mark with junior implements)		<i>100m: 10.76; LJ: 7.66; SP: 14.41; HJ: 2.09; 400m: 48.37 (4441 first day)</i>				
		<i>110mH: 14.37; DT: 41.76; PV: 4.80; JT: 62.90; 1500m: 4:34.04 (3976 second day)</i>				
W35	8241	Kip Janvrin	USA	8.7.65	Eugene	22 Jun 01
W40	7525	Kip Janvrin	USA	8.7.65	San Sebastián	24 Aug 05
20,000 Metres Track Walk						
IAAF, CAC	1:17:25.6	Bernardo Segura	MEX	11.2.70	Bergen	7 May 94
		<i>Actually 1:17:25.5 but ratified as 1:17:25.6</i>				
ASI	1:18:03.3	Bu Lingtang	CHN	12.8.70	Beijing	7 Apr 94
EUR	1:18:35.2	Stefan Johansson	SWE	11.4.67	Bergen	15 May 92
OCE, Com	1:19:48.1	Nathan Deakes	AUS	17.8.77	Brisbane	4 Sep 01
SAM	1:20:23.8	Andrés Chocho	ECU	4.11.83	Buenos Aires	5 Jun 11
NAM	1:21:57.0	Evan Dunfee	CAN	28.9.90	Moncton	27 Jun 14
AFR	1:22:51.84	Hatem Ghoula	TUN	7.6.73	Leutkirch	8 Sep 94
<i>Age records</i>						
WY	1:24:28.3	Zhu Hongjun	CHN	18.8.83	Xian	15 Sep 99
WJ	1:20:11.72	Li Gaobo	CHN	4.5.89	Wuhan	2 Nov 07
W35	1:20:55.4+	Maurizio Damilano	ITA	6.4.57	Cuneo	3 Oct 92
W40	1:24:58.8	Marcel Jobin	CAN	3.1.42	Sept-Îles	12 May 84
20 Kilometres Road Walk						
IAAF, W, ASI	1:16:36	Yusuke Suzuki	JPN	1.2.88	Nomi	15 Mar 15
		<i>Pace – 5Km: 19:02; 6Km: 22:53; 8Km: 30:25; 10Km: 38:06; 12K: 45:45; 14K: 53:13; 15Km: 57:15; 16Km: 61:07</i>				
EUR	1:16:43X#	Sergey Morozov	RUS	21.3.88	Saransk	8 Jun 08
	1:17:02 ^a	Yohann Diniz	FRA	1.1.78	Arlès	8 Mar 15
	1:17:16	Vladimir Kanaykin	RUS	4.5.89	Saransk	29 Sep 07
SAM	1:17:21	Jefferson Pérez	ECU	1.7.74	Paris (Saint-Denis)	23 Aug 03
OCE, Com	1:17:33	Nathan Deakes	AUS	17.8.77	Cixi	23 Apr 05
CAC	1:17:46	Julio Martínez	GUA	27.9.73	Eisenhüttenstadt	8 May 99
AFR	1:19:02	Hatem Ghoula	TUN	7.6.73	Eisenhüttenstadt	10 May 97
NAM	1:20:13	Evan Dunfee	CAN	28.9.90	Taicang	4 May 14
<i>Age records</i>						
WY	1:18:07	Li Gaobo	CHN	4.5.89	Cixi	23 Apr 05
WJ	1:18:06	Viktor Burayev	RUS	23.8.82	Adler	4 Mar 01
W35	1:18:44	Vladimir Andreyev	RUS	7.9.66	Cheboksary	12 Jun 04
W40	1:20:20	Andriy Kovenko	RUS	25.11.73	Alushta	28 Feb 14
30,000 Metres Track Walk						
IAAF, EUR	2:01:44.1	Maurizio Damilano	ITA	6.4.57	Cuneo	3 Oct 92
		<i>Pace – 5000m: 20:29.9; 10,000m: 40:41.0, 15,000m: 60:51.6, 20,000m: 1:20:55.4</i>				
NAM, Com	2:04:55.7	Guillaume Lebblanc	CAN	14.4.62	Sept-Îles	16 Jun 90
AFR	2:19:21.4	Hatem Ghoula	TUN	7.6.73	Reims	12 Mar 11
OCE	2:14:22	Simon Baker	AUS	6.2.58	Melbourne	9 Sep 90
ASI, CAC, SAM		Not established				
50,000 Metres Track Walk						
IAAF, EUR	3:35:27.2	Yohann Diniz	FRA	1.1.78	Reims	12 Mar 11
		<i>Pace – 10Km: 44:03; 20Km 1:27:47; 30Km: 2:11:13; 40Km: 2:54:15</i>				
CAC	3:41:38.4	Raúl González	MEX	29.2.52	Bergen	25 May 79
OCE, Com	3:43:50.0	Simon Baker	AUS	6.2.58	Melbourne	9 Sep 90
ASI	3:48:13.7	Zhao Yongsheng	CHN	16.4.70	Bergen	7 May 94
NAM	3:52:21.0	Tim Berrett	CAN	23.1.65	Victoria, BC	29 Oct 00

EVENT	MARK	NAME	COUNTRY	BORN	VENUE	DATE
SAM	3:57:58.0	Claudio dos Santos	BRA	16.10.77	Blumenau	20 Sep 08
AFR	4:21:44.5	Abdelwahab Ferguène	ALG	18.11.58	Toulouse	25 Mar 84
<i>Age records</i>						
WY	4:22:13.4	Bengt Simonsen	SWE	23.3.58	Göteborg	19 Oct 74
W35	3:49:29.7	Alain Lemercier	FRA	11.1.57	Franconville	3 Apr 94
W40	3:51:54.5	José Marin	ESP	21.1.50	Manresa	7 Apr 90

50 Kilometres Road Walk**IAAF, EUR, W35 3:32:33**

		Yohann Diniz	FRA	1.1.78	Zürich	15 Aug 14
		<i>Pace – 10Km: 43:44; 20Km: 1:26:55; 30Km: 2:09:20; 40Km: 2:51:12</i>				
OCE, Com	3:35:47	Nathan Deakes	AUS	17.8.77	Geelong	2 Dec 06
ASI	3:36:06	Yu Chaohong	CHN	12.12.76	Nanjing	22 Oct 05
CAC	3:41:09	Erick Barrondo	GUA	14.6.91	Dudince	23 Mar 13
SAM	3:47:41	James Rendón	COL	7.4.85	Valley Cottage	14 Sep 14
NAM	3:47:48	Marcel Jobin	CAN	3.1.42	Terrebonne	20 Jun 81
AFR	3:55:32	Marc Mundell	RSA	7.7.83	London	11 Aug 12
<i>Age records</i>						
WJ	3:41:10	Zhao Jianguo	CHN	19.1.88	Wajima	16 Apr 06
WY	3:45:46	Yu Guoping	CHN	13.6.86	Guangzhou	23 Nov 01
W40	3:40:46	Yuriy Andronov	RUS	6.11.71	Moskva	11 Jun 12

4 x 100 Metres Relay**IAAF, CAC, Com 36.84**

		Jamaica		London	11 Aug 12
		<i>Nesta Carter 10.1, Michael Frater 8.9, Yohan Blake 9.0, Usain Bolt 8.8</i>			
NAM	37.38‡	United States		London	10 Aug 12
		<i>Jeffery Dumps, Darvis Patton, Trell Kimmons, Justin Gatlin</i>			
	37.38 ^a	United States		Nassau	2 May 15
		<i>Mike Rodgers, Justin Gatlin, Tyson Gay, Ryan Bailey</i>			
EUR	37.73	Great Britain & NI		Sevilla	29 Aug 99
		<i>Jason Gardener, Darren Campbell, Marlon Devonish, Dwain Chambers</i>			
SAM	37.90	Brazil		Sydney	30 Sep 00
		<i>Vicente de Lima, Edson Ribeiro, André da Silva, Claudinei da Silva</i>			
AFR	37.94	Nigeria		Athina	9 Aug 97
		<i>Osmond Ezinwa, Oladape Adeniken, Francis Obikwelu, Davidson Ezinwa</i>			
ASI	37.99	PR of China		Icheon	2 Oct 14
		<i>Chen Shiwei, Xie Zhenye, Su Bingtian, Zhang Peimeng</i>			
OCE	38.17	Australia		Göteborg	12 Aug 95
		<i>Paul Henderson, Tim Jackson, Steve Brimacombe, Damien Marsh</i>			
	38.17	Australia		London	10 Aug 12
		<i>Anthony Alozie, Isaac Ntiamoah, Andrew McCabe, Josh Ross</i>			
<i>Age records</i>					
WY	40.03	Jamaica		Bydgoszcz	18 Jul 99
		<i>Winston Smith, Michael Frater, Davaon Spence, Omar Brown</i>			
IAAF-J	38.66	United States		Grosseto	18 Jul 04
		<i>David Kimmons, Demi Omole, Ivory Williams, LaShawn Merritt</i>			
W35	41.89	United States		Sacramento	17 Jul 11
		<i>Demitrius Snaer, Thachvu Ho, Lyndell Pittman, Antwon Dussett</i>			
W40	42.20	Speedwest Track Club/United States		Irvine	2 May 04
		<i>Frank Strong, Cornell Stephenson, Kettrell Berry, Willie Gault</i>			

Disqualified performance: 37.04 United States (Trell Kimmons 10.1, Justin Gatlin 8.9, Tyson Gay DQ (9.0), Ryan Bailey 9.0) London 11 Aug 12

‡ This mark has been disqualified under IAAF rule 41.1, though none of the members were individually guilty of a doping violation at the time. It has been however been accepted by USA Track & Field as a US record

4 x 200 Metres Relay**IAAF, CAC, Com 1:18.63**

		Jamaica		Nassau	24 May 14
		<i>Nickel Ashmeade 20.5, Warren Weir 19.2, Jermaine Brown 19.6, Yohan Blake 19.4</i>			
NAM	1:18.68	Santa Monica Track Club/United States		Walnut	17 Apr 94
		<i>Michael Marsh 20.0, Leroy Burrell 19.6, Floyd Heard 19.7, Carl Lewis 19.4</i>			
EUR	1:20.66	France		Nassau	24 May 14
		<i>Christophe Lemaitre, Yannick Fonsat, Ben Bassaw 19.8, Ken Romain 20.5</i>			
AFR	1:22.08	South Africa		Port Elizabeth	1 Mar 02
(widely misreported as 1:22.06)		<i>Marcus la Grange, Mathew Quinn, Josef van der Linde, Paul Gorries</i>			
ASI	1:22.12#	Waseda University		Yokohama	14 Sep 14
		<i>Akiyuki Hashimoto, Yuki Takeshita, Shotaro Aikyo, Hiroyuki Mihara</i>			
(ASI)	1:22.66	Thailand		Philadelphia	29 Apr 00
		<i>Reanchai Srihawong, Vissanu Sophanich, Ekkachai Janthana, Sittichai Suwonprateep</i>			
OCE	1:23.04	New South Wales/Australia		Sydney	6 Dec 98
		<i>Scott Vassella, Shem Hollands, Dean Capobianco, Peter Vassella</i>			
SAM	1:24.42	Guyana		Philadelphia	25 Apr 15
		<i>Adam Harris, Winston George, Jeremy Bascom, Stephan James</i>			

EVENT	MARK	TEAM	VENUE	DATE
4 x 400 Metres Relay				
IAAF, NAM	2:54.29	United States <i>Andrew Valmon 44.5, Quincy Watts 43.6, Butch Reynolds 43.23, Michael Johnson 42.94</i>	Stuttgart	22 Aug 93
EUR	2:56.60	Great Britain & NI <i>Iwan Thomas WAL 44.92, Jamie Baulch WAL 44.19, Mark Richardson ENG 43.62, Roger Black ENG 43.87</i>	Atlanta	3 Aug 96
CAC, Com	2:56.72	Bahamas <i>Chris Brown 45.2, Demetrius Pinder 43.3, Michael Mathieu 44.25, Ramon Miller 44.01</i>	London	10 Aug 12
SAM	2:58.56	Brazil <i>Claudinei da Silva 44.6, Anderson dos Santos 45.1, Eronilde de Araújo 45.0, Sanderlei Parrela 43.9</i>	Winnipeg	30 Jul 99
AFR	2:58.68	Nigeria <i>Clement Chukwu 45.18, Jude Monye 44.49, Sunday Bada 44.70, Enefiok Udo-Obong 44.31</i>	Sydney	30 Sep 00
OCE	2:59.70	Australia <i>Bruce Frayne 45.38, Darren Clark 43.86, Gary Minihan 45.07, Rick Mitchell 45.39</i>	Los Angeles	11 Aug 84
ASI	3:00.76	Japan <i>Shunji Karube 45.88, Koji Ito 44.86, Jun Osakada 45.08, Shigekazu Omori 44.94</i>	Atlanta	3 Aug 96
<i>Age records</i>				
WY	3:11.66A	Trinidad & Tobago <i>Asa Guevara, Machel Cedenio, Ruebin Walters, Theon Lewis</i>	Morelia	1 Jul 12
IAAF-J				
United States				
W35	3:19.45	Southwest Sprinters Track Club/United States <i>Leon Bullard, Blair DeSio, Edward Winslow, Antwon Dussett</i>	Grosseto Winston-Salem	18 Jul 04 20 Jul 14
W40	3:20.83	Sprint Force America/United States <i>Sal Allah 49.1, Kevin Morning 50.1, Edward Gonera 52.1, Ray Blackwell 49.5</i>	Philadelphia	27 Apr 01
<i>Disqualified performance: 2:54.20 United States (Jerome Young 44.3, Antonio Pettigrew 43.2 DQ, Tyree Washington 43.5, Michael Johnson 43.2) Uniondale 22 Jul 98</i>				
4 x 800 Metres Relay				
IAAF, AFR, Com	7:02.43	Kenya <i>Joseph Mutua 1:46.73, William Yiamпой 1:44.38, Ismael Kombich 1:45.82, Wilfred Bungei 1:45.40</i>	Bruxelles	25 Aug 06
NAM	7:02.82	Santa Monica Track Club/United States <i>Jebreh Harris 1:47.05, Khadevis Robinson 1:44.03, Sam Burley 1:46.05, David Krummenacker 1:45.89</i>	Bruxelles	25 Aug 06
EUR	7:03.89	Great Britain & NI <i>Peter Elliott 1:49.14, Garry Cook 1:46.20, Steve Cram 1:44.54, Sebastian Coe 1:44.01</i>	London	30 Aug 82
ASI	7:06.66	Qatar <i>Majid Saeed Sultan 1:45.81, Salem Al-Badri 1:46.71, Abdulrahman Suleiman 1:45.89, Ali Abubaker Kamal 1:48.25</i>	Bruxelles	25 Aug 06
OCE	7:11.48	Australia <i>Joshua Ralph 1:49.6, Ryan Gregson 1:48.3, Jordan Williamsz 1:46.3, Jared West 1:47.3</i>	Nassau	24 May 14
CAC	7:21.12	Mexico <i>Bryan Martinez 1:50.0, Cesar Daniel Belman 1:47.9, Christopher Sandoval 1:50.0, José Maria Martínez 1:53.3</i>	Nassau	24 May 14
SAM	7:46.1#	Chile <i>Ramon Sandoval, Julio León, Hugo Krause, Armin Oswald</i>		22 May 60
<i>Age record</i>				
W35, W40	7:54.17	United States <i>John Hinton, Brian Pope, Kevin Paulk, Tony Young</i>	Eugene	27 Jun 04
Distance Medley Relay (1200m - 400m - 800m - 1600m)				
IAAF, NAM	9:15.50 ^a	United States <i>Kyle Merber 2:53.56, Brycen Sprattling 45.95, Brandon Johnson 1:44.75, Ben Blankenship 3:51.24</i>	Nassau	3 May 15
AFR, Com	9:15.56	Kenya <i>Elkana Angwenyi 2:50.8, Thomas Musembi 45.8, Alfred Kirwa Yego 1:46.2, Alex Kipchirchir 3:52.8</i>	Philadelphia	29 Apr 06
NAM	9:15.63	United States "Blue" <i>Chris Lukezic 2:51.7, James Carter 45.6, Khadevis Robinson 1:44.5, Bernard Lagat 3:53.8</i>	Philadelphia	29 Apr 06
OCE	9:17.56	Australia <i>Ryan Gregson 2:48.66, Sean Wroe 45.96, Lachlan Renshaw 1:46.29, Jeff Riseley 3:56.66</i>	Philadelphia	30 Apr 11
EUR	9:24.07#	Poland <i>Mateusz Demczyk 2:54.85, Lukasz Krawczuk 46.45, Adam Kszczot 1:46.04, Marcin Lewandowski 3:57.08</i>	Nassau	3 May 15
CAC	10:00.41	Mexico <i>Edgar Quiroz 3:03.66, José Fraire 48.15, Bryan Antonio Martínez 1:55.13, Christopher Sandoval 4:13.47</i>	Philadelphia	26 Apr 14
ASI, SAM		Not established		
4 x 1500 Metres Relay				
IAAF, AFR, Com	14:22.22	Kenya <i>Collins Cheboi 3:38.6, Silas Kiplagat 3:32.5, James Magut 3:38.8, Asbel Kiprop 3:32.4</i>	Nassau	25 May 14
EUR	14:38.8	FR of Germany <i>Thomas Wessinghage 3:38.8, Harald Hudak 3:40.2, Michael Lederer 3:42.6, Karl Fleschen 3:37.3</i>	Köln	17 Aug 77
OCE	14:40.4	New Zealand <i>Tony Polhill 3:42.9, John Walker 3:40.4, Rod Dixon 3:41.2, Dick Quax 3:35.9</i>	Oslo	22 Aug 73

EVENT	MARK	TEAM	VENUE	DATE
NAM	14:40.80	United States <i>Patrick Casey 3:38.2, David Torrence 3:36.6, Will Leer 3:39.3, Leo Manzano 3:46.7</i>	Nassau	25 May 14
ASI	15:10.77	Qatar <i>Mohamad Al-Garni 3:43.0, Mohamed Hasim Salah 3:51.2, Abdelrahman Shagag Maaz 3:49.5, Ali Abubaker Kamal 3:47.1</i>	Nassau	25 May 14
SAM	15:38.4#	Chile <i>Ricardo Montero, Roberto Salmona, Pedro E. Warnke, Victor Rios</i>	Santiago/CHI	71
CAC		Not established		

Road Relay (5Km/10Km/5Km/10Km/5Km/7.195Km)

IAAF, AFR, Com	MARK	TEAM	VENUE	DATE
	1:57:06	Kenya <i>Josphat Ndambiri 13:24, Martin Mathathi 27:12, Daniel Mwangi 13:59, Mekubo Mogusu 27:56, Onesmus Nyerre 14:36, John Kariuki 19:59</i>	Chiba	23 Nov 05
ASI	1:58:58	Japan <i>Takayuki Matsumiya 13:34, Yuki Sato 27:52, Atsushi Sato 13:59, Kazuo Ietani 28:26, Michitaka Hosokawa 14:10, Takanobu Otsubo 20:57</i>	Chiba	23 Nov 05
NAM	1:59:08	United States <i>Ryan Hall 13:22, Matt Gonzales 28:15, Ian Dobson 13:46, Brian Sell 28:28, Fernando Cabada 14:11, Josh Moen 21:06</i>	Chiba	23 Nov 05
SAM	2:01:24#	Brazil <i>Wander Moura 13:49, Vanderlei de Lima 29:10, Edgar de Oliveira 14:26, Delmir dos Santos 28:31, Tomix da Costa 14:26, Ronaldo da Costa 21:02</i>	København	14 Apr 96
EUR	2:02:34#	Russia <i>Yuriy Abramov 13:47, Yevgeny Rybakov 28:29, Pavel Naumov 14:19, Dmitry Maksimov 29:47, Sergey Ivanov 14:30, Anatoly Rybakov 21:42</i>	Chiba	23 Nov 05
OCE	2:03:13	Australia <i>Collis Birmingham 13:33, Lee Troop 28:50, Michael Shelley 14:08, Brett Cartwright 30:12, Liam Adams 14:56, Martin Dent 21:34</i>	Chiba	23 Nov 06
CAC	2:03:48	Mexico <i>David Galindo 14:07, Victor Rodríguez 30:15, Jesús Primo 14:55, Benjamin Paredes 29:35, Ruben García 14:24, Martin Rodríguez 20:32</i>	København	14 Apr 96

Additional world best performances (in events which are no longer or were never IAAF world record events)

50 Metres	5.47+	0.9	Usain Bolt	JAM	21.8.86	Berlin	16 Aug 09
60 Metres	6.31+	0.9	Usain Bolt	JAM	21.8.86	Berlin	16 Aug 09
100 Yards	9.07+	-0.5	Asafa Powell	JAM	23.11.82	Ostrava	27 May 10
150 Metres (straight)	14.35	1.1	Usain Bolt	JAM	21.8.86	Manchester	17 May 09
150 Metres (bend)	14.44+	-0.3	Usain Bolt	JAM	21.8.86	Berlin	20 Aug 09
300 Metres	30.85A		Michael Johnson	USA	13.9.67	Pretoria	24 Mar 00
500 Metres	59.32		Orestes Rodríguez	CUB	3.6.89	La Habana	5 Feb 13
600 Metres	1:12.81		Johnny Gray	USA	19.6.60	Santa Monica	24 May 86
Two Miles	7:58.61		Daniel Komen	USA	17.5.76	Hechtel	19 Jul 97
5 Kilometres Road	12:59.5		Sammy Kipketer	KEN	29.9.81	Carlsbad	26 Mar 00
10 Miles	44:24*		Haile Gebrselassie	ETH	18.4.73	Tilburg	4 Sep 05
35 Kilometres Road	1:41:47+		Dennis Kimetto	KEN	22.1.84	Berlin	28 Sep 14
40 Kilometres Road	1:56:29+		Dennis Kimetto	KEN	22.1.84	Berlin	28 Sep 14
100,000 Metres	6:10:20		Don Ritchie	GBR	6.7.44	London	28 Oct 78
2000 Metres SC	5:10.68		Mahiedine Mekhissi-Benabbad	FRA	15.3.85	Reims	30 Jun 10
200m Hurdles (straight)	21.9y	1.4	Don Styrón	USA	18.3.40	Baton Rouge	2 Apr 60
(200m Hurdles (straight))	22.10	2.0	Andy Turner	GBR	19.9.80	Manchester	15 May 11
	22.10	1.8	LJ van Zyl	RSA	20.7.85	Manchester	9 May 15
200m Hurdles (bend)	22.55		Laurent Ottoz	ITA	10.4.70	Milano	31 May 95
300 Metres Hurdles	34.48		Chris Rawlinson	GBR	19.5.72	Sheffield	30 Jun 02
3000 Metres Walk	10:47.11		Giovanni De Benedictis	ITA	8.1.68	San Giovanni Valdarno	19 May 90
5000 Metres Walk	18:05.49		Hatem Ghoulá	TUN	7.6.73	Tunis	1 May 97
10,000 Metres Walk	37:53.09		Francisco Javier Fernández	ESP	6.3.77	Santa Cruz de Tenerife	27 Jul 08
10 Kilometres Walk	37:11		Roman Rasskazov	RUS	28.4.79	Saransk	28 May 00
2 Hours Walk	29,572m		Maurizio Damilano	ITA	6.4.57	Cuneo	4 Oct 92

* The Association of Road Racing Statisticians regard Gebrselassie's time to be 44:23 based on initially reported stopped times of 44:22.8, 44:23.0, and 44:23.1. The race organisers do not confirm these times and officially regard the time to be 44:24.

Current IAAF World Junior Records at other events

10,000m Walk	38:46.4	Viktor Burayev	RUS	23.8.82	Moskva	20 May 00
10 Kilometres Walk	37:44	Wang Zhen	CHN	24.8.91	Beijing	18 Sep 10

Former IAAF World Junior Record event

2000 Metres SC	5:20.44	Ronald Kipchumba	KEN	8.10.87	Doha	13 May 05
----------------	---------	------------------	-----	---------	------	-----------

EVENT	MARK	Wind	NAME	COUNTRY	BORN	VENUE	DATE
Additional world youth bests							
2000 Metres SC	5:19.99		Meresha Kahsay	ETH	23.5.96	Donetsk	12 Jul 13
Octathlon	6491		Jake Stein	AUS	17.1.94	Lille	7 Jul 11
			<i>100m: 11.52/-0.5; LJ: 7.22/1.2; SP: 17.22; 400m: 51.32 (3296 first day)</i>				
			<i>110mH: 14.25/-1.0; HJ: 1.98; JT: 59.65; 1000m: 2:52.93 (3195 second day)</i>				
10,000m Walk	39:47.20		Chen Ding	CHN	5.8.92	Bydgoszcz	11 Jul 08
10 Kilometres Walk	38:57		Li Tianlei	CHN	13.1.95	Beijing	18 Sep 10
Medley Relay	1:49.23		Jamaica			Donetsk	14 Jul 13
			<i>Waseem Williams, Michael O'Hara, Okean Williams, Martin Manley</i>				

Performances superior or equal to Asian records by athletes from former USSR Republics prior to 1992

High Jump	2.41		Igor Paklin	KGZ	15.6.63	Kobe	4 Sep 85
Pole Vault	6.02i		Rodion Gataullin	UZB	23.11.65	Gomel	4 Feb 89
	6.00		Rodion Gataullin	UZB	23.11.65	Tokyo	16 Sep 89

WOMEN

100 Metres

IAAF, NAM	10.49	0.0	Florence Griffith Joyner	USA	21.12.59	Indianapolis	16 Jul 88
CAC, Com	10.70	0.6	Shelly-Ann Fraser-Pryce	JAM	27.12.86	Kingston	29 Jun 12
EUR	10.73	2.0	Christine Arron	FRA	13.9.73	Budapest	19 Aug 98
ASI	10.79	0.0	Li Xuemei	CHN	5.1.77	Shanghai	18 Oct 97
AFR	10.79	1.1	Blessing Okagbare	NGR	9.10.88	London	27 Jul 13
SAM	11.01	1.4	Ana Cláudia Silva	BRA	6.11.88	Walnut	18 Apr 15
	11.05	1.7	Ana Cláudia Silva	BRA	6.11.88	Belém	12 May 13
OCE	11.11	1.9	Melissa Breen	AUS	17.9.90	Canberra	9 Feb 14
<i>Age records</i>							
WY	10.98	2.0	Candace Hill	USA	11.2.99	Shoreline	20 Jun 15
IAAF-J	10.88	2.0	Marlies Oelsner/Göhr	GDR	21.3.58	Dresden	1 Jul 77
W35	10.74	1.3	Merlene Ottey	JAM	10.5.60	Milano	7 Sep 96
W40	10.99	-1.2	Merlene Ottey	JAM	10.5.60	Thessaloniki	30 Aug 00

200 Metres

IAAF, NAM	21.34	1.3	Florence Griffith Joyner	USA	21.12.59	Seoul	29 Sep 88
CAC, Com	21.64	0.8	Merlene Ottey (now SLO)	JAM	10.5.60	Bruxelles	13 Sep 91
EUR	21.71	0.7	Marita Koch	GDR	18.2.57	Karl-Marx-Stadt	10 Jun 79
	21.71	0.3	Marita Koch	GDR	18.2.57	Potsdam	21 Jul 84
	21.71	1.2	Heike Daute/Drechsler	GDR	16.12.64	Jena	29 Jun 86
	21.71	-0.8	Heike Daute/Drechsler	GDR	16.12.64	Stuttgart	29 Aug 86
ASI	22.01	0.0	Li Xuemei	CHN	5.1.77	Shanghai	22 Oct 97
AFR	22.06A†#	0.7	Evette de Klerk	RSA	21.8.65	Pietersburg	8 Apr 89
	22.07	-0.1	Mary Onyali	NGR	3.2.68	Zürich	14 Aug 96
OCE	22.23	0.8	Melinda Gainsford-Taylor	AUS	1.10.71	Stuttgart	13 Jul 97
SAM	22.48	1.0	Ana Cláudia Silva	BRA	6.11.88	São Paulo	6 Aug 11
<i>Age records</i>							
WY	22.47	0.4	Kaylin Whitney	USA	9.3.98	Eugene	28 Jun 15
WJ	22.11AX	-0.5	Allyson Felix	USA	18.11.85	Ciudad de Mexico	3 May 03
IAAF-J	22.18	0.8	Allyson Felix	USA	18.11.85	Athina	25 Aug 04
W35	21.93	1.0	Merlene Ottey	JAM	10.5.60	Bruxelles	25 Aug 95
W40	22.72	1.4	Merlene Ottey (ex-JAM)	SLO	10.5.60	Athina	23 Aug 04

400 Metres

IAAF, EUR	47.60		Marita Koch	GDR	18.2.57	Canberra	6 Oct 85
			<i>Halves of 22.4 & 25.2</i>				
OCE, Com	48.63		Cathy Freeman	AUS	16.2.73	Atlanta	29 Jul 96
NAM	48.70		Sanya Richards-Ross	USA	26.2.85	Athina	16 Sep 06
CAC	48.89		Ana Guevara	MEX	4.3.77	Paris (Saint-Denis)	27 Aug 03
AFR	49.10		Faililat Ogunkoya	NGR	12.5.68	Atlanta	29 Jul 96
SAM	49.64		Ximena Restrepo	COL	10.3.69	Barcelona	5 Aug 92
ASI	49.81		Ma Yuqin	CHN	11.9.72	Beijing	11 Sep 93
<i>Age records</i>							
WY	50.01		Li Jing	CHN	14.2.80	Shanghai	18 Oct 97
IAAF-J	49.42		Grit Breuer	GER	16.2.72	Tokyo	27 Aug 91
W35	50.27		Jearl Miles-Clark	USA	4.9.66	Madrid	20 Sep 02
W40	53.05A		Maria Figueirêdo	BRA	11.11.63	Bogotá	10 Jul 04

EVENT	MARK	NAME	COUNTRY	BORN	VENUE	DATE
800 Metres						
IAAF, EUR	1:53.28	Jarmila Kratochvílová <i>Pace – 400m: 56.1; 600m: 1:25.0</i>	TCH/CZE	26.1.51	München	26 Jul 83
AFR, Com	1:54.01	Pamela Jelimo	KEN	5.12.89	Zürich	29 Aug 08
CAC	1:54.44	Ana Quirot	CUB	23.3.63	Barcelona	9 Sep 89
ASI	1:55.54	Liu Dong	CHN	24.12.73	Beijing	9 Sep 93
NAM	1:56.40	Jearl Miles-Clark	USA	4.9.66	Zürich	11 Aug 99
SAM	1:56.68	Letitia Vriesde	SUR	5.10.64	Göteborg	13 Aug 95
OCE	1:58.25	Toni Hodgkinson	NZL	12.12.71	Atlanta	27 Jul 96
<i>Age records</i>						
WY	1:57.18	Wang Yuan	CHN	8.4.76	Beijing	8 Sep 93
IAAF-J	1:54.01	Pamela Jelimo	KEN	5.12.89	Zürich	29 Aug 08
W35	1:56.53	Lyubov Gurina	RUS	6.8.57	Hechtel	30 Jul 94
W40	1:59.25	Yekaterina Podkopayeva	RUS	11.6.52	Luxembourg	30 Jun 94
1000 Metres						
IAAF, EUR	2:28.98	Svetlana Masterkova <i>Pace – 200m: 28.8; 400m: 58.6; 600m: 1:29.6; 800m: 1:59.8</i>	RUS	17.1.68	Bruxelles	23 Aug 96
AFR	2:29.34	Maria Mutola	MOZ	27.10.72	Bruxelles	25 Aug 95
Com	2:29.66	Maria Mutola	MOZ	27.10.72	Bruxelles	23 Aug 96
NAM	2:31.80	Regina Jacobs	USA	28.8.63	Brunswick	3 Jul 99
SAM	2:32.25	Letitia Vriesde	SUR	5.10.64	Berlin	10 Sep 91
CAC	2:33.21	Ana Quirot	CUB	23.3.63	Jerez de la Frontera	13 Sep 89
OCE	2:36.96i	Toni Hodgkinson	NZL	12.12.71	Boston	6 Feb 00
(Outdoors)	2:37.84	Zoe Buckman	AUS	21.12.88	Oslo	24 May 12
ASI	2:40.53	Zhao Jing	CHN	9.7.88	Changbaishan	2 Sep 14
<i>Age records</i>						
WY	2:38.58	Jo White	GBR	7.12.60	London	9 Sep 77
IAAF-J	2:35.4a	Irina Nikitina	RUS	16.1.61	Podolsk	5 Aug 79
	2:35.4	Katrin Wühn	GDR	19.11.65	Potsdam	12 Jul 84
W35	2:31.5	Maricica Puică	ROU	29.7.50	Poiana Brasov	1 Jun 86
W40	2:36.08i	Yekaterina Podkopayeva	RUS	11.6.52	Liévin	13 Feb 93
(Outdoors)	2:36.16	Yekaterina Podkopayeva	RUS	11.6.52	Nancy	14 Sep 94
1500 Metres						
IAAF, ASI	3:50.46	Qu Yunxia <i>Pace – 400m: 57.2; 800m: 2:00.8; 1200m: 3:05.2</i>	CHN	25.12.72	Beijing	11 Sep 93
EUR	3:52.47	Tatyana Kazankina	URS/RUS	17.12.51	Zürich	13 Aug 80
AFR	3:55.17i	Genzebe Dibaba	ETH	8.2.91	Karlsruhe	1 Feb 14
(Outdoors)	3:55.30#	Hassiba Boulmerka	ALG	10.7.68	Barcelona	8 Aug 92
Com	3:56.98	Faith Kipyegon	KEN	10.1.94	Doha	10 May 13
NAM	3:57.12	Mary Decker/Slaney	USA	4.8.58	Stockholm	26 Jul 83
OCE	4:00.93	Sarah Jamieson	AUS	24.3.75	Stockholm	25 Jul 06
CAC	4:01.84	Yvonne Graham	JAM	22.8.65	Monaco	25 Jul 95
SAM	4:05.67	Letitia Vriesde	SUR	5.10.64	Tokyo	31 Aug 91
<i>Age records</i>						
WY	3:54.52	Zhang Ling	CHN	13.4.80	Shanghai	18 Oct 97
IAAF-J	3:51.34	Lang Yinglai	CHN	22.8.79	Shanghai	18 Oct 97
W35	3:57.73	Maricica Puică	ROU	29.7.50	Bruxelles	30 Aug 85
W40	3:59.78	Yekaterina Podkopayeva	RUS	11.6.52	Nice	18 Jul 94
One Mile						
IAAF, EUR	4:12.56	Svetlana Masterkova <i>Pace – 400m: 62.1; 800m: 2:06.8; 1000m: 2:39.5; 1200m: 3:12.2; 1500m: 3:56.77</i>	RUS	17.1.68	Zürich	14 Aug 96
NAM	4:16.71	Mary Decker/Slaney	USA	4.8.58	Zürich	21 Aug 85
Com	4:17.57	Zola Budd/Pieterse (ex-RSA)	GBR/ENG	26.5.66	Zürich	21 Aug 85
ASI	4:17.75	Maryam Jamal (ex-ETH)	BRN	16.9.84	Bruxelles	14 Sep 07
AFR	4:18.23	Gelete Burka	ETH	15.2.86	Rieti	7 Sep 08
OCE	4:22.66	Lisa Corrigan	AUS	2.12.84	Melbourne	2 Mar 07
CAC	4:24.64	Yvonne Graham	JAM	22.8.65	Zürich	17 Aug 94
SAM	4:30.05	Soraya Telles	BRA	16.9.58	Bratislava	9 Jun 88
<i>Age records</i>						
WY	4:30.81	Gelete Burka	ETH	15.2.86	Heusden	2 Aug 03
IAAF-J	4:17.57	Zola Budd/Pieterse (ex-RSA)	GBR	26.5.66	Zürich	21 Aug 85
W35	4:17.33	Maricica Puică	ROU	29.7.50	Zürich	21 Aug 85
W40	4:23.78	Yekaterina Podkopayeva	RUS	11.6.52	Roma	9 Jun 93

EVENT	MARK	NAME	COUNTRY	BORN	VENUE	DATE
2000 Metres						
IAAF, EUR	5:25.36	Sonia O'Sullivan	IRL	28.11.69	Edinburgh	8 Jul 94
		<i>Pace – 400m: 64.9; 800m: 2:07.8; 1200m: 3:14.8; 1600m: 4:23.5</i>				
Com	5:26.93	Yvonne Murray	GBR/SCO	4.10.64	Edinburgh	8 Jul 94
AFR	5:27.50	Genzebe Dibaba	ETH	8.2.91	Ostrava	17 Jun 14
ASI	5:29.43+##	Wang Junxia	CHN	9.1.73	Beijing	12 Sep 93
	5:31.88	Maryam Jamal (ex-ETH)	BRN	16.9.84	Eugene	7 Jun 09
NAM	5:32.7	Mary Slaney	USA	4.8.58	Eugene	3 Aug 84
OCE	5:37.71	Benita Willis/Johnson	AUS	6.5.79	Ostrava	12 Jun 03
SAM	5:59.96#	Niusha Mancilla	BOL	19.1.71	Rivas	10 Jun 04
<i>Age records</i>						
WY	5:46.5+	Sally Barsosio	KEN	21.3.78	Zürich	16 Aug 95
WJ	5:33.15	Zola Budd/Pieterse (ex-RSA)	GBR	26.5.66	London	13 Jul 84
W35	5:28.69	Maricica Puică	ROU	29.7.50	London	11 Jul 86
3000 Metres						
IAAF, ASI	8:06.11	Wang Junxia	CHN	9.1.73	Beijing	13 Sep 93
		<i>Pace – 1000m: 2:42.0; 2000m: 5:29.43</i>				
AFR, Com	8:16.60i	Genzebe Dibaba	ETH	8.2.91	Stockholm	6 Feb 14
AFR# (Outdoors), Com	8:20.68	Hellen Obiri	KEN	13.12.89	Qatar	9 May 14
EUR	8:21.42	Gabriela Szabo	ROU	14.11.75	Monaco	19 Jul 02
NAM	8:25.83	Mary Slaney	USA	4.8.58	Roma	7 Sep 85
OCE	8:35.31	Kim Smith	NZL	19.11.81	Monaco	25 Jul 07
CAC	8:37.07	Yvonne Graham	JAM	22.8.65	Zürich	16 Aug 95
SAM	9:02.37	Delirde Bernardi	BRA	27.4.69	Linz	4 Jul 94
<i>Age records</i>						
WY	8:36.45	Ma Ningning	CHN	1.6.76	Jinan	6 Jun 93
IAAF-J	8:28.83	Zola Budd/Pieterse (ex-RSA)	GBR	26.5.66	Roma	7 Sep 85
W35	8:23.23	Edith Masai	KEN	4.4.67	Monaco	19 Jul 02
W40	9:01.1+	Joanne Pavey	GBR	20.9.73	Roma	5 Jun 14
5000 Metres						
IAAF, AFR	14:11.15	Tirunesh Dibaba	ETH	1.10.85	Oslo	6 Jun 08
		<i>Pace – 1000m: 2:48.08; 2000m: 5:43.64; 3000m: 8:38.83; 4000m: 11:28.44, 63.88 last lap</i>				
Com	14:20.87	Vivian Cheruiyot	KEN	11.9.83	Stockholm	29 Jul 11
EUR	14:23.75	Liliya Shobukhova	RUS	13.11.77	Kazan	19 Jul 08
ASI	14:28.09	Jiang Bo	CHN	13.3.77	Shanghai	23 Oct 97
NAM	14:42.64 ^a	Molly Huddle	USA	31.8.84	Monaco	18 Jul 14
	14:44.76	Molly Huddle	USA	31.8.84	Bruxelles	27 Aug 10
OCE	14:39.89i	Kim Smith	NZL	19.11.81	New York	27 Feb 09
(Outdoors)	14:45.93	Kim Smith	NZL	19.11.81	Roma	11 Jul 08
CAC	15:04.32	Adriana Fernández	MEX	4.4.71	Gresham	17 May 03
SAM	15:18.85	Simone Alves da Silva	BRA	12.9.84	São Paulo	20 May 11
<i>Age records</i>						
WY	14:45.71	Song Liqing	CHN	20.1.80	Shanghai	21 Oct 97
IAAF-J	14:30.88	Tirunesh Dibaba	ETH	1.10.85	Bergen	11 Jun 04
W35	14:33.84	Edith Masai	KEN	4.4.67	Oslo	2 Jun 06
W40	15:04.87	Joanne Pavey	GBR	20.9.73	Roma	5 Jun 14
10,000 Metres						
IAAF, ASI	29:31.78	Wang Junxia	CHN	9.1.73	Beijing	8 Sep 93
		<i>Pace – 1000m: 2:54.7; 2000m: 5:56.6; 3000m: 8:59.2; 4000m: 12:02.8; 5000m: 15:05.7; 6000m: 18:10.1; 7000m: 21:14.4; 8000m: 23:59.9; 9000m: 26:44.8</i>				
AFR	29:53.80	Meselech Melkamu	ETH	27.4.85	Utrecht	14 Jun 09
EUR	29:56.34	Elvan Abeylegesse	TUR	11.9.82	Beijing	15 Aug 08
Com	30:01.09	Paula Radcliffe	GBR/ENG	17.12.73	München	6 Aug 02
NAM	30:22.22	Shalane Flanagan	USA	8.7.81	Beijing	15 Aug 08
OCE	30:35.54	Kim Smith	NZL	19.11.81	Stanford	4 May 08
CAC	31:10.12	Adriana Fernández	MEX	4.4.71	Brunswick	1 Jul 00
SAM	31:47.76	Carmen de Oliveira	BRA	17.8.65	Stuttgart	21 Aug 93
<i>Age records</i>						
WY	31:11.26	Song Liqing	CHN	20.1.80	Shanghai	19 Oct 97
IAAF-J	30:26.50	Linnet Masai	USA	5.12.89	Beijing	15 Aug 08
W35	30:30.26	Edith Masai	KEN	4.4.67	Helsinki	6 Aug 05
W40	31:31.18	Edith Masai	KEN	4.4.67	Alger	21 Jul 07

EVENT	MARK	NAME	COUNTRY	BORN	VENUE	DATE
10 Kilometres Road						
<i>? = it is not known if this course was aided or not</i>						
IAAF_{mx}, EUR, Com	30:21	Paula Radcliffe	GBR/ENG	17.12.73	San Juan	23 Feb 03
<i>Pace – 5Km: 14:48. Extended time: 30:20.7</i>						
AFR	30:27a	Isabella Ochichi	KEN	28.10.79	New Orleans	26 Mar 05
IAAF_{wo}, AFR	30:29	Asmaa Leghzaoui	MAR	30.8.76	New York	8 Jun 02
ASI	30:52a+	Kayoko Fukushi	JPN	25.3.82	Marugame	5 Feb 06
	31:37+# ?	Kayoko Fukushi	JPN	25.3.82	Chiba	23 Nov 01
	31:37+# ?	Mizuki Noguchi	JPN	3.7.78	Sapporo	8 Jul 07
	31:44	Masako Chiba	JPN	18.7.76	Karatsu	11 Feb 96
NAM	30:55a#	Olga Appell (Ex-MEX)	USA	2.8.63	Salt Lake City	24 Jul 95
MX	31:06	Lynn Jennings	USA	10.7.60	Orlando	3 Mar 90
WO	31:37 ^a	Molly Huddle	USA	31.8.84	New York	14 Jun 14
	31:38	Mary Slaney	USA	4.8.58	Eugene	6 May 84
OCE	31:17	Benita Willis/Johnson	AUS	6.5.79	Manchester	21 May 06
CAC	31:56a	Adriana Fernández	MEX	4.4.71	Cape Elizabeth	3 Aug 02
	32:20	Sara Cedillo	MEX	20.9.76	Mazatlán	1 Dec 01
SAM	32:03	Carmen de Oliveira	BRA	17.8.65	New York	4 Jun 94
<i>Age records</i>						
WJ	31:27a	Sally Barsosio	KEN	21.3.78	Vancouver	21 Apr 96
<i>(From 1989, the start/finish separation of Vancouver has been 13% with a net drop of 2.8 metres per kilometre, making it an aided course)</i>						
	31:29	Karoline Bjerkeli Grøvdal	NOR	14.6.90	Oslo	3 May 09
W35	30:57	Irina Mikitenko	GER	23.8.72	Karlsruhe	13 Sep 08
W40	32:25	Priscilla Welch	GBR	22.11.44	Phoenix	2 Mar 85
15 Kilometres Road						
IAAF_{mx}, AFR, Com	46:14+	Florence Kiplagat	KEN	27.2.87	Barcelona	15 Feb 15
<i>Pace – 5Km: 15:39; 10Km: 31:02. (20Km: 61:54; Half Marathon: 65:09)</i>						
EUR	46:41a+#	Paula Radcliffe	GBR	17.12.73	Newcastle-South Shields	21 Sep 03
IAAF_{wo}, EUR	46:59+	Lornah Kiplagat	NED	1.5.74	Udine	14 Oct 07
<i>Pace – 5Km: 15:38; 10K: 31:10; Half Marathon: 66:25</i>						
ASI	46:55+	Kayoko Fukushi	JPN	25.3.82	Marugame	5 Feb 06
NAM _{wo}	47:00	Shalane Flanagan	USA	8.7.81	Jacksonville	15 Mar 14
OCE	47:59+	Kerryn McCann	AUS	2.5.67	Tokyo	10 Jan 00
SAM	48:38	Carmen de Oliveira	BRA	17.8.65	Tampa	26 Feb 94
<i>Age record</i>						
WJ	47:39+	Everline Kimwei	KEN	25.8.87	Kobe	19 Nov 06
W35	47:10+	Constantina Tomescu-Diță	ROU	23.1.70	Debrecen	8 Oct 06
W40	49:03+	Deena Kastor	USA	14.2.73	Philadelphia	21 Sep 14
One Hour (track)						
IAAF, AFR	18,517m	Dire Tune	ETH	19.5.85	Ostrava	12 Jun 08
<i>Pace – 5000m: 16:28.82; 10,000m: 32:45.46; 15,000m: 48:54.91; 16,090: 52:25.84</i>						
Com	18,340m	Tegla Loroupe	KEN	9.5.73	Borgholzhausen	7 Aug 98
EUR	18,084m	Silvana Cruciată	ITA	15.2.53	Roma	2 May 81
ASI	17,952m	Junko Kataoka	JPN	13.6.70	Tokyo	1 Oct 94
NAM _{mx}	17,273m	Nancy Conz	USA	16.10.83	Amherst	25 Jun 81
WO	13,792m	Kay Capozzi	USA	61	St Petersburg FL	21 May 85
SAM	13,514m#	Maria Zubizarreta	PAR	1.1.70	Cardiff	2 Sep 12
OCE	16,093m	Lorraine Moller	NZL	1.6.55	Auckland	9 Jan 93
CAC	10,800m	Sylvia Andonie	MEX	7.10.55	Nantes	28 Sep 96
<i>Age record</i>						
W40	16,056m	Jackie Fairweather	AUS	10.11.67	Canberra	24 Jan 08
20,000 Metres						
IAAF, AFR, Com	65:26.6	Tegla Loroupe	KEN	9.5.73	Borgholzhausen	3 Sep 00
<i>Pace – One Hour: 18,287m</i>						
ASI	66:48.8	Izumi Maki	JPN	10.12.68	Amagasaki	19 Sep 93
EUR _{mx}	66:55.5	Rosa Mota	POR	29.6.58	Lisboa	14 May 83
NAM	1:20:56+#	Ann Trason	USA	30.8.60	Nantes	28 Sep 96
	1:22:24+	Maxine Johnson	USA		Brookings	3 Oct 82
SAM _{mx}	1:24:08+#	Maria Venâncio	BRA	2.5.58	São Paulo	21 Jul 00
OCE	1:29:42+	Linda Meadows	AUS	10.3.59	Burwood	18 Jun 94
CAC	1:47:44+	Sylvia Andonie	MEX	7.10.55	Nantes	28 Sep 96
20 Kilometres Road						
IAAF_{mx}, AFR, Com	61:54+	Florence Kiplagat	KEN	27.2.87	Barcelona	15 Feb 15
<i>Pace – 5Km: 15:39; 10Km: 31:02; 15Km: 46:14. (Half Marathon: 65:09)</i>						

EVENT	MARK	NAME	COUNTRY	BORN	VENUE	DATE
EUR	62:21a+ ² #	Paula Radcliffe	GBR/ENG	17.12.73	Newcastle-South Shields	21 Sep 03
IAAFwo, EUR	62:57+	Lornah Kiplagat	NED	1.5.74	Udine	14 Oct 07
		<i>Pace – 5Km: 15:38; 10K: 31:10; 15Km: 46:59. (Half Marathon: 66:25)</i>				
ASI	63:14a+#	Masako Chiba	JPN	18.7.76	Tokyo	19 Jan 97
	63:41+	Kayoko Fukushi	JPN	25.3.82	Marugame	5 Feb 06
NAM	63:33a+#	Kara Goucher	USA	9.7.78	Newcastle-South Shields	30 Sep 07
MX	64:07+	Deena Kastor	USA	14.2.73	Berlin	2 Apr 06
WO	69:31	Nancy Conz	USA	16.10.83	Washington DC	6 Mar 82
OCE	65:03+	Benita Willis/Johnson	AUS	6.5.79	Berlin	1 Apr 07
CAC	66:26a+	Madai Pérez	MEX	2.2.80	New York	21 Mar 10
	66:38+	Madai Pérez	MEX	2.2.80	Chicago	22 Oct 06
SAM	66:45+	Yolanda Caballero	COL	19.3.82	New York	17 Mar 13
<i>Age records</i>						
WJ	65:04+	Everline Kimwei	KEN	25.8.87	Kobe	19 Nov 06
W35	63:23+	Constantina Tomescu-Diță	ROU	23.1.70	Debrecen	8 Oct 06
W40	65:52+	Deena Kastor	USA	14.2.73	Philadelphia	21 Sep 14

Half Marathon

IAAFmx, AFR, Com	65:09	Florence Kiplagat	KEN	27.2.87	Barcelona	15 Feb 15
		<i>Pace – 5Km: 15:39; 10Km: 31:02; 15Km: 46:14; 20Km: 61:54</i>				
IAAFwo, EUR	66:25	Lornah Kiplagat	NED	1.5.74	Udine	14 Oct 07
		<i>Pace – 5Km: 15:38; 10K: 31:10; 15Km: 46:59; 20Km: 62:57</i>				
ASI	66:43a#	Masako Chiba	JPN	18.7.76	Tokyo	19 Jan 97
	67:26	Kayoko Fukushi	JPN	25.3.82	Marugame	5 Feb 06
NAMwo	66:57a#	Kara Goucher	USA	9.7.78	Newcastle-South Shields	30 Sep 07
MX	67:34	Deena Kastor	USA	14.2.73	Berlin	2 Apr 06
WO	69:38	Deena Kastor	USA	14.2.73	Udine	14 Oct 07
OCE	67:11	Kim Smith	NZL	19.11.81	Philadelphia	18 Sep 11
CAC	68:34a	Olga Appell (now USA)	MEX	2.8.63	Tokyo	24 Jan 93
	69:28	Adriana Fernández	MEX	4.4.71	Kyoto	9 Mar 03
SAM	69:31a#	Carmen de Oliveira	BRA	17.8.65	Lisboa	13 Mar 94
	70:30	Yolanda Caballero	COL	19.3.82	New York	17 Mar 13
<i>Age records</i>						
WY	72:31	Liu Zhuang	CHN	18.1.95	Yangzhou	24 Apr 11
WJ	67:57	Abebu Gelan	ETH	18.1.90	Ra's Al Khaymah	20 Feb 09
W35	67:16	Edith Masai	KEN	4.4.67	Berlin	2 Apr 06
W40	69:37	Deena Kastor	USA	14.2.73	Philadelphia	21 Sep 14

25,000 Metres

IAAF, AFR, Com	1:27:05.9	Tegla Loroupe	KEN	9.5.73	Mengerskirchen	21 Sep 02
		<i>Pace – 5000m: 17:36.74; 15,000m 52:46.48</i>				
EUR	1:28:22.6	Helena Javornik	SLO	26.3.66	Maribor	19 Jul 06
ASI	1:33:53.4+	Tamaki Okuno	JPN	6.1.75	Tokyo	10 Oct 96
NAMmx	1:41:21+#	Ann Trason	USA	30.8.60	Santa Rosa	18 Mar 95
WO	1:44:06	Maxine Johnson	USA		Brookings	3 Oct 82
SAMmx	1:46:12+#	Maria Venâncio	BRA	2.5.58	São Paulo	21 Jul 00
OCE	1:53:28+	Linda Meadows	AUS	10.3.59	Burwood	18 Jun 94
CAC	2:15:44	Sylvia Andonie	MEX	7.10.55	Nantes	28 Sep 96

25 Kilometres Road

IAAFmx, AFR, Com	1:19:53	Mary Keitany	KEN	18.1.82	Berlin	9 May 10
		<i>Pace – 5Km: 15:58; 10Km: 31:58; 15Km: 47:48; Half Marathon: 67:40</i>				
EUR	1:20:36a+#	Paula Radcliffe	GBR	17.12.73	London	13 Apr 03
	1:21:31+X#	Constantina Tomescu-Diță	ROU	23.1.70	Chicago	22 Oct 06
	1:22:34+#	Liliya Shobukhova	RUS	13.11.77	Chicago	9 Oct 11
Wwo	1:21:03a ² +	Paula Radcliffe	GBR	17.12.73	London	17 Apr 05
IAAFwo, EUR	1:22:47+	Paula Radcliffe	GBR	17.12.73	Helsinki	14 Aug 05
		<i>Pace – 5Km: 15:38; 10K: 31:10; 15Km: 46:59. (Half Marathon: 66:25)</i>				
NAMmx	1:21:57+#	Deena Kastor	USA	14.2.73	Chicago	9 Oct 05
WO	1:24:36	Janet Bawcom	USA	22.8.78	Grand Rapids	12 May 12
ASI	1:22:08a+#	Naoko Takahashi	JPN	6.5.72	Bangkok	6 Dec 98
	1:22:13+	Mizuki Noguchi	JPN	3.7.78	Berlin	25 Sep 05
OCE	1:23:25+	Benita Willis/Johnson	AUS	6.5.79	Chicago	22 Oct 06
CAC	1:23:26+	Madai Pérez	MEX	2.2.80	Chicago	22 Oct 06
SAM	1:25:03a+	Yolanda Caballero	COL	19.3.82	Boston	18 Apr 11
	1:25:57+	Gladys Tejeda	PER	30.9.85	Rotterdam	12 Apr 15
<i>Age record</i>						
W40	1:24:16+	Mariya Kononova	RUS	14.8.74	Nagoya	8 Mar 15

EVENT	MARK	NAME		VENUE	DATE	
30,000 Metres						
IAAF, AFR, Com	1:45:50.0	Tegla Loroupe	KEN	9.5.73	Warstein	6 Jun 03
		<i>Pace – 10,000m: 35:11; 20,000m: 1:10:41</i>				
EUR	1:47:05.6	Karolina Szabó	HUN	17.11.61	Budapest	22 Apr 88
ASI	1:53:03.6	Tamaki Okuno	JPN	6.1.75	Tokyo	10 Oct 96
NAM _{Mx}	2:00:40+#	Ann Trason	USA	30.8.60	Santa Rosa	18 Mar 95
	2:09:23	Teri Gerber	USA		Oxnard	13 Jul 86
SAM _{Mx}	2:06:58#	Maria Venâncio	BRA	2.5.58	São Paulo	21 Jul 00
OCE	2:15:24	Linda Meadows	AUS	10.3.59	Burwood	18 Jun 94
CAC	2:41:27	Silvia Andonie	MEX	7.10.55	Nantes	28 Sep 96

30 Kilometres Road

London course classified as downhill to 30Km up to 2004, but okay from 2005

W_{Mx}, EUR, Com	1:36:36a+#	Paula Radcliffe	GBR/ENG	17.12.73	London	13 Apr 03
		<i>Pace – 5Km: 15:48; 10Km: 32:01; 15Km: 48:15; 20Km: 64:38; Half Mar: 68:02; 25Km: 1:20:36; (35Km: 1:52:33; 40Km 2:08:29; Marathon 2:15:25)</i>				
W _{wo} , EUR	1:37:27+ ⁵ #	Paula Radcliffe	GBR	17.12.73	London	17 Apr 05
	1:39:22+	Paula Radcliffe	GBR	17.12.73	Helsinki	14 Aug 05
AFR	1:37:56+#	Catherine Ndereba	KEN	21.7.72	Chicago	13 Oct 02
	1:38:33+	Mare Dibaba	ETH	20.10.89	Toronto	16 Oct 11
	1:38:33+	Koren Jelela	ETH	18.1.87	Toronto	16 Oct 11
IAAF _{Mx} , EUR	1:38:23+ ^a	Liliya Shobukhova	RUS	13.11.77	Chicago	9 Oct 11
		<i>Pace – 5Km: 16:19; 10Km: 32:47; 15Km: 49:19; 20Km: 65:48; Half Marathon: 69:25; 25Km: 1:22:08 (35Km: 1:54:49; 40Km: 2:11:28; Marathon: 2:18:20)</i>				
NAM _{Mx}	1:38:29+#	Deena Kastor	USA	14.2.73	Chicago	9 Oct 05
	1:39:08+	Deena Kastor	USA	14.2.73	London	23 Apr 06
IAAF _{Mx} , ASI	1:38:49+	Mizuki Noguchi	JPN	3.7.78	Berlin	25 Sep 05
		<i>Pace – 5Km: 16:24; 10Km: 32:53; 15Km: 49:22; 20Km: 65:43; Half Marathon: 69:19; 25Km: 1:22:13. (35Km: 1:55:19; 40Km: 2:11:53; Marathon: 2:19:12)</i>				
IAAF _{wo}	1:39:11+	Mary Keitany	KEN	18.1.82	London	17 Apr 11
	1:39:11+	Edna Kiplagat	KEN	15.9.79	London	13 Apr 14
	1:39:11+	Florence Kiplagat	KEN	27.2.87	London	13 Apr 14
CAC	1:40:12+	Madai Pérez	MEX	2.2.80	Chicago	22 Oct 06
OCE	1:40:12+	Benita Willis/Johnson	AUS	6.5.79	Chicago	22 Oct 06
SAM	1:42:28a+	Yolanda Caballero	COL	19.3.82	Boston	18 Apr 11
	1:43:30+	Ines Melchor	PER	30.8.86	Berlin	28 Sep 14
<i>Age records</i>						
WJ	1:38:47+ ⁵	Shure Demise	ETH	96	Dubai	23 Jan 15
W35	1:38:30+ ^X	Constantina Tomescu-Diță	ROU	23.1.70	Chicago	22 Oct 06
W40	1:41:10+	Mariya Konvalova	RUS	14.8.74	Nagoya	8 Mar 15

Marathon

IAAF_{Mx}, EUR, Com 2:15:25		Paula Radcliffe	GBR/ENG	17.12.73	London	13 Apr 03
		<i>Pace – 10Km: 32:01; 20Km: 64:38; Half Mar: 68:02; 25Km: 1:20:36; 30Km: 1:36:36; 40K: 2:08:29; Extended time: 2:15:24.6</i>				
IAAF _{wo} , EUR#	2:17:42	Paula Radcliffe	GBR	17.12.73	London	17 Apr 05
AFR	2:18:37	Mary Keitany	KEN	18.1.82	London	22 Apr 12
ASI	2:19:12	Mizuki Noguchi	JPN	3.7.78	Berlin	25 Sep 05
NAM _{Mx}	2:19:36	Deena Kastor	USA	4.2.73	London	23 Apr 06
_{wo}	2:25:38	Shalane Flanagan	USA	8.7.81	Houston	14 Jan 12
OCE	2:22:36	Benita Willis/Johnson	AUS	6.5.79	Chicago	22 Oct 06
CAC	2:22:59	Madai Pérez	MEX	2.2.80	Chicago	22 Oct 06
SAM	2:26:17a	Yolanda Caballero	COL	19.3.82	Boston	18 Apr 11
	2:26:48	Ines Melchor	PER	30.8.86	Berlin	28 Sep 14
<i>Age records</i>						
WY	2:25:15	Sun Weiwei	CHN	13.1.85	Beijing	20 Oct 02
WJ	2:20:59	Shure Demise	ETH	96	Dubai	23 Jan 15
W35	2:19:19	Irina Mikiitenko	GER	23.8.72	Berlin	28 Sep 08
W40	2:22:27	Mariya Konvalova	RUS	14.8.74	Nagoya	8 Mar 15

100 Kilometres (All mixed)

IAAF, ASI	6:33:11	Tomoe Abe	JPN	13.8.71	Yubetsu	25 Jun 00
NAM	7:00:48	Ann Trason	USA	30.8.60	Winschoten	16 Sep 95
EUR	7:10:32	Tatyana Zhyrkova	RUS	8.9.70	Winschoten	11 Sep 04
SAM	7:20:22#	Maria Venâncio	BRA	2.5.78	Cubatão	8 Aug 98
AFR	7:31:47	Helena Joubert	RSA	27.3.60	Winschoten	16 Sep 95
OCE	7:40:58	Linda Meadows	AUS	10.3.59	Kurow	18 Nov 95
CAC	8:33:43	Marina Valencia	MEX	3.8.78	Monterrey	14 Oct 07
WO		Not established				

EVENT	MARK	Wind	NAME	COUNTRY	BORN	VENUE	DATE
<i>Age records</i>							
W35	7:00.27		Norimi Sakurai	JPN	20.4.71	Winschoten	8 Sep 07
W40	7:20.22		Maria Venâncio	BRA	2.5.58	Cubatão	8 Aug 98
3000 Metres Steeplechase (Hurdles of 76.2cm/2'6")							
IAAF, EUR	8:58.81		Gulnara Samitova-Galkina	RUS	9.7.78	Beijing	17 Aug 08
			<i>Pace – 1000m: 2:58.63; 2000m: 6:01.20</i>				
AFR, Com	9:07.14		Milcah Chemos	KEN	24.2.86	Oslo	7 Jun 12
NAM	9:11.42X		Emma Coburn	USA	19.10.90	Glasgow	12 Jul 14
	9:12.50		Jenny Barringer/Simpson	USA	23.8.86	Berlin	17 Aug 09
OCE	9:18.35		Donna MacFarlane	AUS	18.6.77	Oslo	6 Jun 08
ASI	9:20.55		Ruth Jebet (aka Chebet) (ex-KEN)	BRN	17.11.96	Zürich	28 Aug 14
CAC	9:27.21		Mardrea Hyman	JAM	22.12.72	Monaco	9 Sep 05
SAM	9:41.22		Sabine Heitling	BRA	2.7.87	London	25 Jul 09
<i>Age records</i>							
WY	9:28.36		Tigist Getnet (Mekonen)	ETH	7.7.97	Glasgow	12 Jul 14
IAAF-J	9:20.37		Birtukan Adamu	ETH	29.4.92	Roma	26 May 11
W35	9:24.26		Marta Domínguez	ESP	3.11.75	Huelva	7 Jun 12
W40	10:00.75		Minori Hayakari	JPN	29.11.72	Kumagaya	22 Sep 13
100 Metres Hurdles (Seniors & Juniors: 83.8cm/2'9"; Youths: 76.2cm/2'6")							
IAAF, EUR	12.21	0.7	Yordanka Donkova	BUL	28.9.61	Stara Zagora	20 Aug 88
NAM	12.26	1.2	Brianna Rollins	USA	18.8.91	Des Moines	22 Jun 13
OCE, Com	12.28	1.1	Sally Pearson	AUS	19.9.86	Daegu	3 Sep 11
ASI	12.44	-0.8	Olga Shishigina	KAZ	23.12.68	Luzern	27 Jun 95
AFR	12.44	0.4	Glory Alozie (later ESP)	NGR	30.12.77	Monaco	8 Aug 98
	12.44	0.0	Glory Alozie (later ESP)	NGR	30.12.77	Bruxelles	28 Aug 98
	12.44	0.7	Glory Alozie (later ESP)	NGR	30.12.77	Sevilla	28 Aug 99
CAC	12.45	1.4	Brigitte Foster	JAM	7.11.74	Eugene	24 May 03
SAM	12.67#	1.5	Yvette Lewis (ex-USA)	PAN	16.3.85	Lahti	17 Jul 13
	12.71	0.1	Maurren Maggi	BRA	25.6.76	Manaus	19 May 01
<i>Age records</i>							
WY (76.2cm)	12.94	0.0	Yanique Thompson	JAM	12.3.96	Donetsk	11 Jul 13
(83.8cm)	12.95	1.5	Candy Young	USA	21.5.62	Walnut	16 Jun 79
IAAF-J	12.74 ^a	1.7	Dior Hall	USA	2.1.96	Eugene	13 Jun 15
	12.84	1.5	Aliuska López	CUB	29.8.69	Zagreb	16 Jul 87
W35	12.40	1.2	Gail Devers	USA	19.11.66	Lausanne	2 Jul 02
W40	13.20	0.8	Patricia Girard	GBR	8.4.68	Paris	14 Jul 08
400 Metres Hurdles (Seniors, Juniors & Youths: 76.2cm/2'6")							
IAAF, EUR	52.34		Yuliya Nosova/Pechonkina	RUS	21.4.78	Tula	8 Aug 03
CAC, Com	52.42		Melaine Walker	JAM	1.1.83	Berlin	20 Aug 09
NAM	52.47		Lashinda Demus	USA	10.3.83	Daegu	1 Sep 11
AFR	52.90		Nezha Bidouane	MAR	18.9.69	Sevilla	25 Aug 99
OCE	53.17		Debbie Flintoff-King	AUS	20.4.60	Seoul	28 Sep 88
ASI	53.96		Han Qing	CHN	4.3.70	Beijing	9 Sep 93
	53.96		Song Yinglan	CHN	14.9.75	Guangzhou	22 Nov 01
SAM	55.84		Lucimar Teodoro	BRA	1.5.81	Bélem	24 May 09
<i>Age records</i>							
WY	55.20		Leslie Maxie	USA	4.1.67	San Jose	9 Jun 84
IAAF-J	54.40		Wang Xing	CHN	30.11.86	Nanjing	21 Oct 05
W35	52.94		Marina Styepanova	URS/RUS	1.5.50	Tashkent	17 Sep 86
W40	58.3		Gowry Retchakan	GBR	21.6.60	Hoo	3 Sep 00
	58.35		Barbara Gähling	GER	20.1.65	Erfurt	21 Jul 07
High Jump							
IAAF, EUR	2.09		Stefka Kostadinova	BUL	25.3.65	Roma	30 Aug 87
			<i>Series – 1.85-1, 1.90-1, 1.96-1, 1.99-1, 2.02-1, 2.04-3, 2.06-2, 2.09-2</i>				
AFR, Com	2.06		Hestrie Cloete	RSA	26.8.78	Paris (Saint-Denis)	31 Aug 03
NAM	2.05		Chaunté Howard/Lowe	USA	12.1.84	Des Moines	26 Jun 10
CAC	2.04		Silvia Costa	CUB	4.5.64	Barcelona	9 Sep 89
ASI	1.99		Marina Aitova	KAZ	13.9.82	Athína	13 Jul 09
OCE	1.98		Vanessa Ward	AUS	5.1.63	Perth	12 Feb 89
	1.98		Alison Inverarity	AUS	12.8.70	Ingolstadt	17 Jul 94
SAM	1.96		Solange Witteveen	ARG	6.2.76	Oristano	8 Sep 97
<i>Age records</i>							
WY	1.96A†		Charmaine Gale	RSA	27.2.64	Bloemfontein	4 Apr 81
	1.96		Olga Turchak	KAZ	5.3.67	Donetsk	7 Sep 84
	1.96		Eleanor Patterson	AUS	22.5.96	Townsville	7 Dec 13

EVENT	MARK	NAME	COUNTRY	BORN	VENUE	DATE
IAAF-J	2.01	Olga Turchak	KAZ	5.3.67	Moskva	7 Jul 86
	2.01	Heike Balck	GDR	19.8.70	Karl-Marx-Stadt	18 Jun 89
W35	2.01	Inga Babakova	UKR	27.6.67	Oslo	27 Jun 03
	2.01	Ruth Beitia	ESP	1.4.79	Zürich	17 Aug 14
W40	1.94i	Venelina Veneva-Mateeva	BUL	13.6.74	Dobrich	15 Feb 15
	1.94i	Venelina Veneva-Mateeva	BUL	13.6.74	Praha	6 Mar 15
	1.90	Venelina Veneva-Mateeva	BUL	13.6.74	Plovdiv	12 Jul 14
	1.90	Venelina Veneva-Mateeva	BUL	13.6.74	Pitești	27 Jul 14
Pole Vault						
IAAF, EUR	5.06	Yelena Isinbaeva	RUS	3.6.82	Zürich	28 Aug 09
<i>Series – 4.71-1, 4.81-1, 5.06-1</i>						
NAM	5.02i	Jennifer Suhr	USA	5.2.82	Albuquerque	2 Mar 13
(Outdoor best)	4.92	Jennifer Stuczynski/Suhr	USA	5.2.82	Eugene	6 Jul 08
CAC	4.90	Yarisley Silva	CUB	1.6.87	Hengelo	8 Jun 13
Com	4.87i	Holly Bleasdale	GBR/ENG	2.11.91	Villeurbanne	21 Jan 12
SAM	4.85	Fabiana Murer	BRA	16.3.81	San Fernando	4 Jun 10
	4.85	Fabiana Murer	BRA	16.3.81	Daegu	30 Aug 11
OCE, Com (Outdoor best)	4.76	Alana Boyd	AUS	10.5.84	Perth	24 Feb 12
ASI	4.66	Li Ling	CHN	6.7.89	Wuhan	6 Jun 15
AFR	4.42	Elmarie Geryts	RSA	25.8.72	Wesel	12 Jun 00
<i>Age records</i>						
WY	4.60	Rosbeilys Peinado	VEN	26.11.97	Barquisimeto	20 May 15
IAAF-J	4.63i	Angelica Bengtsson	SWE	8.7.93	Stockholm	22 Feb 11
WJ (Outdoor best)	4.61	Alena Lutkovskaya	RUS	15.3.96	Irkutsk	21 May 15
W35	4.70	Stacy Dragila	USA	25.3.71	Chula Vista	22 Jun 08
W40	4.11	Doris Auer	AUT	10.5.71	Wien	5 Jul 11
Long Jump						
IAAF, EUR	7.52	Galina Chistyakova	URS/RUS	26.7.62	Leningrad	11 Jun 88
<i>Series – 7.21/0.9, 7.38w/2.2, 7.21/1.8, 7.45/1.0, foul, 7.52/1.4</i>						
NAM	7.49	Jackie Joyner-Kersey	USA	3.3.62	New York	22 May 94
	7.49A	Jackie Joyner-Kersey	USA	3.3.62	Sestriere	31 Jul 94
SAM	7.26A	Maurren Maggi	BRA	25.6.76	Bogotá	26 Jun 99
CAC, Com	7.16A	Elva Goulbourne	JAM	21.1.80	Ciudad de México	22 May 04
AFR	7.12	Chioma Ajunwa	NGR	25.12.70	Atlanta	1 Aug 96
ASI	7.01	Yao Weili	CHN	6.5.68	Jinan	5 Jun 93
OCE	7.00	Bronwyn Thompson	AUS	29.1.78	Melbourne	7 Mar 02
<i>Age records</i>						
WY	6.91	Heike Daute/Drechsler	GDR	16.12.64	Jena	9 Aug 81
IAAF-J	7.14	Heike Daute/Drechsler	GDR	16.12.64	Bratislava	4 Jun 83
W35	6.99	Heike Drechsler	GER	16.12.64	Sydney	29 Sep 00
W40	6.72	Tatyana Ter-Mesrobyan	RUS	12.5.68	Sankt-Peterburg	1 Jun 09
Triple Jump						
IAAF, EUR	15.50	Inessa Kravets	UKR	5.10.66	Göteborg	10 Aug 95
<i>Series – foul, foul 15.50/0.9, foul, pass, 14.55/1.1</i>						
AFR, Com	15.39	Françoise Mbango	CMR	14.4.76	Beijing	17 Aug 08
SAM	15.31	Caterine Ibargüen	COL	12.2.84	Monaco	18 Jul 14
CAC	15.29	Yamilé Aldama (now GBR)	CUB	14.8.72	Roma	11 Jul 03
ASI	15.25	Olga Rypakova	KAZ	30.11.84	Split	4 Sep 10
NAM	14.45	Tiombé Hurd	USA	17.8.73	Sacramento	11 Jul 04
OCE	14.04	Nicole Mladenis	AUS	22.9.75	Hobart	9 Mar 02
	14.04	Nicole Mladenis	AUS	22.9.75	Perth	7 Dec 03
<i>Age records</i>						
WY	14.57	Huang Qiuyan	CHN	25.1.80	Shanghai	19 Oct 97
IAAF-J	14.62	Tereza Marinova	BUL	5.9.77	Sydney	25 Aug 96
W35	14.82i	Yamilé Aldama (ex-CUB/SUD)	GBR	14.8.72	Istanbul	10 Mar 12
	14.68	Tatyana Lebedeva	RUS	21.7.76	Cheboksary	3 Jul 12
W40	14.06	Yamilé Aldama (ex-CUB/SUD)	GBR	14.8.72	Eugene	1 Jun 13
Shot Put (Seniors & Juniors: 4Kg; Youths: 3Kg)						
IAAF, EUR	22.63	Natalya Lisovskaya	URS/RUS	16.7.62	Moskva	7 Jun 87
<i>Series – 22.60, 21.51, 21.28, 22.63, pass, 20.63</i>						
ASI	21.76	Li Meisu	CHN	17.4.59	Shijiazhuang	23 Apr 88
OCE, Com	21.24	Valerie Adams	NZL	6.10.84	Daegu	29 Aug 11
CAC	20.96A	Betsy Laza	CUB	5.6.67	Ciudad de México	2 May 92
NAM	20.24	Michelle Carter	USA	12.10.85	Des Moines	22 Jun 13
SAM	19.30A	Elisângela Adriano	BRA	27.7.72	Tunja	14 Jul 01
AFR	18.43	Vivian Chukwuemeka	NGR	4.3.75	Walnut	19 Apr 03

EVENT	MARK	NAME	COUNTRY	BORN	VENUE	DATE
<i>Age records</i>						
WY (3Kg)	20.52	Corrie de Bruin	NED	26.10.76	Assen	13 Jun 93
(4Kg)	19.08	Ilke Wyludda	GER	28.3.69	Karl-Marx-Stadt	9 Aug 86
IAAF-J	20.54	Astrid Kumbernuss	GDR	5.2.70	Orimattila	1 Jul 89
W35	21.47i	Helena Fibingerová	CZE	13.7.49	Jablonec	9 Feb 85
	21.46	Larisa Peleshenko	RUS	29.2.64	Moskva	26 Aug 00
W40	19.16i	Antonina Ivanova	URS/RUS	25.12.32	Moskva	24 Feb 74
	19.05	Antonina Ivanova	URS/RUS	25.12.32	Oryol	28 Aug 73
Discus Throw (1Kg)						
IAAF, EUR	76.80	Gabriele Reinsch	GDR	23.9.63	Neubrandenburg	9 Jul 88
		<i>Series – 76.80, 73.10, foul, 70.56, 70.06, 71.98</i>				
ASI	71.68	Xiao Yanling	CHN	27.3.68	Beijing	14 Mar 92
CAC	70.88	Hilda Ramos	CUB	1.9.64	La Habana	8 May 92
NAM	69.17	Gia Lewis-Smallwood	USA	1.4.79	Angers	30 Aug 14
OCE, Com	68.72	Daniela Costian (ex-ROU)	AUS	30.4.65	Auckland	22 Jan 94
AFR	64.87	Elizna Naude	RSA	14.9.78	Stellenbosch	2 Mar 07
SAM	64.21	Andressa de Moraes	BRA	21.12.90	Barquisimeto	10 Jun 12
<i>Age records</i>						
WY	65.86	Ilke Wyludda	GDR	28.3.69	Neubrandenburg	1 Aug 86
IAAF-J	74.40	Ilke Wyludda	GDR	28.3.69	Berlin	13 Sep 88
W35	69.60	Faina Melnik	URS/RUS	9.6.45	Donetsk	9 Sep 80
W40	67.89	Irina Yatchenko	BLR	31.10.65	Staiki	29 Jun 08
Hammer Throw (Seniors & Juniors: 4Kg; Youths: 3Kg)						
IAAF, EUR	79.83^a	Anita Włodarczyk	POL	8.8.85	Wrocław	27 Jun 15
		<i>Series – 73.15, 69.63, 77.26, 76.95, 77.71, 79.83</i>				
	79.58	Anita Włodarczyk	POL	8.8.85	Berlin	31 Aug 14
		<i>Series – 75.29, 79.58, 78.46, 79.04, 78.64, 77.94</i>				
ASI	77.68	Wang Zheng	CHN	14.12.87	Chengdu	29 Mar 14
CAC	76.62	Yipsi Moreno	CUB	19.11.80	Zagreb	9 Sep 08
NAM	75.73	Amanda Bingson	USA	20.2.90	Des Moines	22 Jun 13
NAM, Com	75.73	Sultana Frizell	CAN	24.10.84	Tucson	22 May 14
SAM	73.74	Jennifer Dahlgren	ARG	21.4.84	Buenos Aires	10 Apr 10
OCE	71.12	Bronwyn Eagles	AUS	23.3.80	Adelaide	6 Feb 03
AFR	69.70	Amy Sène	SEN	6.4.85	Forbach	25 May 14
<i>Age records</i>						
WY (3Kg)	76.04	Réka Gyurátz	HUN	31.5.96	Zalaegerszeg	23 Jun 13
(4Kg)	70.60	Zhang Wenxiu	CHN	22.3.86	Nanning	5 Apr 03
IAAF-J	73.24	Zhang Wenxiu	CHN	22.3.86	Changsha	24 Jun 05
W35	72.42	Iryna Sekachyova	UKR	21.7.76	Yalta	4 Jun 12
W40	59.29	Oneitheia Lewis	USA	11.6.60	Princeton	10 May 03
Javelin Throw (Seniors & Juniors: 600g; Youths: 500g)						
IAAF, EUR	72.28	Barbora Špotáková	CZE	30.6.81	Stuttgart	13 Sep 08
		<i>Series – 72.28, pass, pass, 58.39</i>				
CAC	71.70	Osleidys Menéndez	CUB	14.11.79	Helsinki	14 Aug 05
AFR, Com	69.35	Sunette Viljoen	RSA	6.10.83	New York	9 Jun 12
OCE	66.83	Kim Mickle	AUS	28.12.84	Melbourne	22 Mar 14
NAM	66.67	Kara Patterson	USA	10.4.86	Des Moines	25 Jun 10
ASI	65.47	Zhang Li	CHN	17.1.89	Incheon	1 Oct 14
SAM	63.80A	Flor Dennis Ruiz	COL	24.1.91	Xalapa	27 Nov 14
<i>Age records</i>						
WY (500g) (inferior to below)	61.97	Yu Yuzhen	CHN	5.3.98	Doha	8 May 15
(600g)	62.93	Xue Juan	CHN	10.2.86	Changsha	27 Oct 03
IAAF-J	63.01	Vera Rebryk (now RUS)	UKR	25.2.89	Bydgoszcz	10 Jul 08
W35	68.34	Steffi Nerius	GER	1.7.72	Berlin	31 Aug 08
W40	61.96	Laverne Eve	BAH	16.6.65	Monaco	9 Sep 05
Heptathlon						
IAAF, NAM	7291	Jackie Joyner-Kersey	USA	3.3.62	Seoul	24 Sep 88
		<i>100mH: 12.69/0.5; HJ: 1.86; SP: 15.80; 200m: 22.56/1.6 (4264 first day) LJ: 7.27/0.7; JT: 45.66; 800m: 2:08.51 (3027 second day)</i>				
EUR	7032	Carolina Klüft	SWE	2.2.83	Osaka	26 Aug 07
Com	6955	Jessica Ennis	GBR/ENG	28.1.86	London	4 Aug 12
ASI	6942	Ghada Shouaa	SYR	10.9.72	Götzis	26 May 96
OCE	6695	Jane Flemming	AUS	14.4.65	Auckland	28 Jan 90
CAC	6527	Diane Guthrie-Gresham	JAM	24.10.71	Knoxville	3 Jun 95
AFR	6423	Margaret Simpson	GHA	2.8.82	Götzis	29 May 05

EVENT	MARK	NAME	COUNTRY	BORN	VENUE	DATE
SAM	6160	Lucimara da Silva	BRA	10.7.85	Barquisimeto	10 Jun 12
Age records						
WY (Junior implements)	6185	Shen Shengfei	CHN	21.1.81	Shanghai	18 Oct 97
IAAF-J	6542	Carolina Klüft	SWE	2.2.83	München	10 Aug 02
W35	6533	Jane Frederick	USA	7.4.52	Talence	27 Sep 87
W40	5449	Tatyana Alisevich	BLR	22.1.69	Staiki	3 Jun 10
Decathlon						
IAAF, EUR	8358	Austra Skujytė	LTU	12.8.79	Columbia	15 Apr 05
<i>100m: 12.49/1.6; DT 46.19; PV 3.10; JT 48.78; 400 57.19 (3890 first day)</i>						
<i>100mH 14.22w/2.4; LJ: 6.12/1.6; SP: 16.42; HJ: 1.78; 1500m: 5:15.86 (4468 second day)</i>						
ASI	7798	Irina Naumenko	KAZ	13.2.80	Talence	26 Sep 04
CAC	7245	Magalys García	CUB	23.10.71	Wien	29 Jun 02
NAM	7577#	Tiffany Lott-Hogan	USA	1.8.75	Lage	10 Sep 00v
AFR, Com	6915h#	Margaret Simpson	GHA	2.8.82	Réduit	19 Apr 07
SAM	6570#	Andrea Bordalejo	ARG	13.6.77	Rosario	28 Nov 04
OCE	6428	Simone Carré	AUS	22.10.82	Melbourne	11 Mar 12
10,000 Metres Track Walk						
W, ASI	41:37.9	Gao Hongmiao	CHN	17.3.74	Beijing	7 Apr 94
IAAF, EUR	41:56.23	Nadyezhda Ryashkina	URS/RUS	22.1.67	Seattle	24 Jul 90
<i>Pace – 3000m: 12:19.1; 5000m: 20:49.4</i>						
OCE, Com	41:57.22	Kerry Saxby-Junna	AUS	2.6.61	Seattle	24 Jul 90
SAM	43:41.30	Erica de Sena	BRA	3.5.85	São Paulo	1 Aug 14
NAM	44:06.0#	Michelle Rohl	USA	12.11.65	Kenosha	2 Jun 96
	44:30.1	Alison Baker	CAN	6.8.64	Bergen	15 May 92
CAC	44:16.21	Cristina López	ESA	19.9.82	San Salvador	13 Jul 07
AFR	47:30.28	Chahinez Al-Nasri	TUN	3.6.96	Amman	16 May 12
<i>Age records</i>						
WY	42:56.09	Gao Hongmiao	CHN	17.3.74	Tangshan	27 Sep 91
WJ	42:43 #	Svetlana Vasilyeva	RUS	24.7.92	Sochi	27 Feb 11
IAAF-J	42:47.25	Anežka Drahotová	CZE	22.7.95	Eugene	23 Jul 14
W35	43:26.5	Elisabetta Perrone	ITA	9.7.68	Saluzzo	4 Aug 04
W40	45:25.90	Kelly Ruddick	AUS	19.4.73	Melbourne	4 Apr 14
20,000 Metres Track Walk						
IAAF, EUR	1:26:52.3	Olympiada Ivanova	RUS	26.8.70	Brisbane	6 Sep 01
<i>Pace – 5000m: 21:43.5; 10,000m: 43:24.4; 15,000m: 65:00.6</i>						
WJ, ASI	1:29:32.4	Song Hongjuan	CHN	4.7.84	Changsha	24 Oct 03
SAM	1:31:02.25	Sandra Lorena Arenas	COL	17.9.93	Lima	13 Jun 15
CAC	1:31:53.8A	Mirna Ortiz	GUA	28.2.87	Ciudad de Guatemala	9 Aug 14
NAM, Com	1:32:54.0	Rachel Seaman	CAN	14.1.86	Moncton	27 Jun 14
OCE	1:33:40.2	Kerry Saxby-Junna	AUS	2.6.61	Brisbane	6 Sep 01
AFR	1:36:18.22A	Nicolene Cronje	RSA	16.6.83	Durban	17 Apr 04
<i>Further Age records</i>						
WY	1:34:21.56	Wang Xue	CHN	14.2.90	Wuhan	1 Nov 07
W35	1:27:49.3	Yelena Nikolayeva	RUS	1.2.66	Brisbane	6 Sep 01
W40	1:33:28.15	Teresa Vaill	USA	20.11.62	Carson	25 Jun 05
20 Kilometres Road Walk						
IAAF, ASI	1:24:38^a	Liu Hong	CHN	12.5.87	La Coruña	6 Jun 15
<i>Her pace – 5Km: 21:27; 10Km: 42:39; 15Km: 63:41</i>						
EUR	1:24:47X	Elmira Alembekova	RUS	30.6.90	Sochi	27 Feb 15
IAAF, EUR	1:25:02	Yelena Lashmanova	RUS	9.4.92	London	11 Aug 12
<i>Her pace – 2Km: 8:38; 4Km: 17:21; 6Km: 26:03; 8Km: 34:44; 10Km: 43:16; 12Km: 51:48; 14Km: 60:12; 16Km: 68:35; 18Km: 1:16:55</i>						
ASI	1:25:12	Lu Xiuzhi	CHN	26.10.93	Beijing	20 Mar 15
OCE, Com	1:27:44	Jane Saville	AUS	5.11.74	Naumburg	2 May 04
CAC	1:28:31	Mirna Ortiz	GUA	28.2.87	Rio Maior	6 Apr 13
SAM	1:29:37	Erica de Sena	BRA	3.5.85	Dudince	21 Mar 15
NAM	1:29:54	Rachel Seaman	CAN	14.1.86	Nomi	15 Mar 15
AFR	1:34:19A	Grace Wanjiru-Njue	KEN	10.1.79	Nairobi	1 Aug 10
<i>Age records</i>						
WY	1:30:35	Zhou Tongmei	CHN	4.4.88	Cixi	23 Apr 05
WJ	1:25:30	Anisya Kiryapkina	RUS	23.10.89	Adler	23 Feb 08
W35	1:25:59	Tamara Kovalenko	RUS	5.6.64	Moskva	19 May 00
W40	1:33:04	Graciela Mendoza	MEX	23.3.63	Lima	7 May 05

EVENT	MARK	COUNTRY	VENUE	DATE
4 x 100 Metres Relay				
IAAF, NAM	40.82	United States <i>Tianna Madison 11.12, Allyson Felix, 9.97, Bianca Knight 10.33, Carmelita Jeter 9.70</i>	London Moskva	10 Aug 12
CAC, Com	41.29	Jamaica <i>Carrie Russell, Kerron Stewart, Schillonie Calvert, Shelley Ann Fraser-Pryce</i>	Barcelona	18 Aug 13
EUR	41.37	German Democratic Republic <i>Silke Gladisch 11.13, Sabine Rieger 0.14, Ingrid Auerswald 10.40, Marlies Göhr 10.02</i>	Canberra	6 Oct 85
ASI	42.23	Sichuan Province/PR of China <i>Xiao Lin, Li Yali, Liu Xiaomei, Li Xuemei</i>	Shanghai	23 Oct 97
SAM	42.29	Brazil <i>Evelyn dos Santos, Ana Cláudia Silva, Franciela Krasucki, Rosângela Santos</i>	Moskva	18 Aug 13
AFR	42.39	Nigeria <i>Beatrice Utundu, Faith Idehen, Christy Opara, Mary Onyali</i>	Barcelona	7 Aug 92
OCE	42.99A	Australia <i>Rachel Massey, Suzanne Broadrick, Jodi Lambert, Melinda Gainsford-Taylor</i>	Petersburg	18 Mar 00
<i>Age records</i>				
WY	44.05	German Democratic Republic <i>Petra Koppetsch, Marlies Oelsner, Margit Sinzel, Christina Brehmer</i>	Athina	24 Aug 75
IAAF-J	43.29	United States "Blue" <i>Bianca Knight, Jeneba Tarmoh, Elizabeth Olear, Gaby Mayo</i>	Eugene	8 Aug 06
W35	47.74	Australia <i>Ranell Hobson, Julie Brims, Kylie Strong, Gianna Mogentale</i>	Sydney	23 Mar 08
W40	48.01	Australia <i>Gianna Mogentale, Julie Brims, Jackie Bezuidenhout, Kylie Strong</i>	Lahti	8 Aug 09
4 x 200 Metres Relay				
IAAF, NAM	1:27.46	United States "Blue" <i>LaTasha Jenkins, LaTasha Colander, Nanceen Perry, Marion Jones 20.8</i>	Philadelphia	29 Apr 00
EUR	1:28.15	German Democratic Republic <i>Marlies Göhr, Romy Müller, Bärbel Wöckel, Marita Koch</i>	Jena	9 Aug 80
Com	1:29.61	Great Britain & NI/England <i>Desiree Henry, Anyika Onuora, Bianca Williams 22.2, Asha Philip 22.2</i>	Nassau	25 May 14
CAC	1:30.04	Jamaica <i>Simone Facey, Sheri-Ann Brooks, Anneisha McLaughlin 23.4, Shelly-Ann Fraser-Pryce 22.1</i>	Nassau	25 May 14
OCE	1:32.6	Australia <i>Raelene Boyle, Sue Jowett, Denise Robertson, Barbara Wilson</i>	Brisbane	25 Jan 76
AFR	1:30.52 ^a	Nigeria <i>Blessing Okagbare, Regina George, Dominique Duncan, Christy Udoh</i>	Nassau	2 May 15
	1:33.17	Nigeria/Texas Southern University <i>Mosunmole Sonoye, Linda Esemokumoh, Mary Onyali, Maria Usifo</i>	College Station	12 Apr 86
ASI	1:34.89	PR of China <i>Yuan Qiqi, Kong Lingwei, Liang Xiaojing, Lin Huijun</i>	Nassau	2 May 15
SAM	1:41.7 [#]	Club Atlético Olimpia/Argentina <i>Liliana Rosa Cragno, Graciela Pinto, Adriana Vives, Ángela Godoy</i>	Buenos Aires	18 Nov 73
4 x 400 Metres Relay				
IAAF, EUR	3:15.17	USSR <i>Tatyana Ledovskaya 50.12, Olga V. Nazarova 47.82, Mariya Pinigina 49.43, Olga Bryzgina 47.80</i>	Seoul	1 Oct 88
NAM	3:15.51	United States <i>Denean Hill 49.82, Diane Dixon 49.17, Valerie Brisco 48.44, Florence Griffith Joyner 48.08</i>	Seoul	1 Oct 88
CAC, Com	3:18.71	Jamaica <i>Rosemarie Whyte 50.4e, Davita Prendergast 49.3e, Novlene Williams Mills 49.84, Shericka Williams 49.22</i>	Daegu	3 Sep 11
AFR	3:21.04	Nigeria <i>Olabisi Afolabi 51.13, Fatima Yusuf 49.72, Charity Opara 51.29, Fallilat Ogunkoya 48.90</i>	Atlanta	3 Aug 96
OCE	3:23.81	Australia <i>Nova Peris-Kneebone 51.71, Tamsyn Lewis 51.69, Melinda Gainsford-Taylor 51.06, Cathy Freeman 49.35</i>	Sydney	30 Sep 00
ASI	3:24.28	PR of China/Hebei <i>An Xiaohong, Bai Xiaoyun, Cao Chunying, Ma Yuqin</i>	Beijing	13 Sep 93
SAM	3:26.68	BMF & Bovespa/Brazil <i>Geisa Coutinho, Bárbara de Oliveira, Joelma Souza, Jailma de Lima</i>	Sao Paulo	7 Aug 11
<i>Age records</i>				
WY	3:36.98	Great Britain & NI <i>Janet Ravenscroft, Evelyn McMeekin, Ruth Kennedy, Sue Pettett</i>	Duisburg	26 Aug 73
IAAF-J	3:27.60	United States <i>Alexandria Anderson 52.4e, Ashlee Kidd 52.4e, Stephanie Smith 51.1, Natasha Hastings 51.8</i>	Grosseto	18 Jul 04
W35	3:50.80	Great Britain & NI <i>Virginia Mitchell, Jennie Mathews, Angela Beadnall, Linda Gabriel</i>	Gateshead	8 Aug 99
W40	3:56.28	United States <i>Charmaine Roberts, Renee Henderson, Jane Brooker, Jearl Miles-Clark</i>	Philadelphia	25 Apr 08

EVENT	MARK	COUNTRY	VENUE	DATE
4 x 800 Metres Relay				
IAAF, EUR	7:50.17	USSR <i>Nadezhda Olizarenko RUS/UKR, Lyubov Gurina RUS, Lyudmila Borisova RUS, Irina Podyalovskaya BLR</i>	Moskva	5 Aug 84
NAM	8:00.62 ^a	United States <i>Chanelle Price 2:01.30, Maggie Vessey 2:00.92, Molly Ludlow 1:59.50, Alysia Montaño 1:58.90</i>	Nassau	3 May 15
	8:01.58	United States <i>Chanelle Price 2:01.0, Geena Lara 2:02.8, Ajee Wilson 1:59.1, Brenda Martinez 1:58.7</i>	Nassau	25 May 14
AFR, Com	8:04.28	Kenya <i>Agatha Kimaswai 2:03.8, Sylvia Chesebe 2:01.7, Janet Jepkosgei 1:59.6, Eunice Sum 1:59.2</i>	Nassau	25 May 14
OCE	8:13.26	Australia <i>Brittany McGowan 2:03.6, Zoe Buckman 2:01.6, Selma Kajan 2:02.2, Melissa Duncan 2:05.9</i>	Nassau	25 May 14
CAC	8:15.84	Cuba <i>Rose Mary Almanza 2:00.45, Arletis Thaureaux 2:09.03, Gilda Casanova 2:03.94, Sahily Diago 2:02.42</i>	Nassau	3 May 15
ASI	8:16.2	Liaoning/PR of China <i>Liu Dong, Chen Yumei, Qu Yunxia, Liu Li</i>	Shanghai	3 Oct 91
SAM	9:19.7#	Valparaiso/CHI <i>Cristiane Barbosa, Cintia Fragoso, Lorena Oliveira, Ana Pereira</i>	Valparaiso	2 Dec 72
<i>Age record</i>				
W35	9:25.27	Westchester Track Club/United States <i>Charlotte Rizzo, Jennifer Metz, Jessica Reifer, Nora McGrath</i>	New York	9 Jul 11
Distance Medley Relay (1200m - 400m - 800m - 1600m)				
IAAF, NAM	10:36.50 ^a	United States <i>Treniere Moser 3:18.38, Sanya Richards-Ross 50.12, Ajeé Wilson 2:00.08, Shannon Rowbury 4:27.92</i>	Nassau	2 May 15
AFR, Com	10:43.35#	Kenya <i>Selah Busienei 3:18.96, Joyce Zakari 52.59, Sylvia Chesebe 2:03.32, Virginia Nyambura 4:28.48</i>	Nassau	2 May 15
EUR	10:45.32#	Poland <i>Katarzyna Broniatowska 3:19.87, Monika Szczesna 54.12, Angelika Cichocka 2:01.06, Sofia Ennaoui 4:30.27</i>	Nassau	2 May 15
OCE	10:46.94	Australia <i>Melissa Duncan 3:19.78, Samantha Lind 53.31, Brittany McGowan 2:03.15, Heidi See 4:30.70</i>	Nassau	2 May 15
ASI, SAM		Not established		
4 x 1500 Metres Relay				
IAAF, AFR, Com	16:33.58	Kenya <i>Mercy Cherono 4:07.5, Faith Kipyegon 4:08.5, Irene Jelagat 4:10.5, Hellen Obiri 4:07.1</i>	Nassau	24 May 14
NAM	16:55.33	United States <i>Heather Kampf 4:09.2, Katie Mackey 4:19.4, Kate Grace 4:16.6, Brenda Martinez 4:10.2</i>	Nassau	24 May 14
OCE	17:08.65	Australia <i>Zoe Buckman 4:08.0, Bridey Delaney 4:15.6, Brittany McGowan 4:29.1, Melissa Duncan 4:16.0</i>	Nassau	24 May 14
EUR	17:19.09#	Ireland <i>Maria Lynch, Elaine Fitzgerald, Pauline Thom, Sonia O'Sullivan</i>	London	25 Jun 00
ASI	18:31.18	Hitachi/Japan <i>Mina Ogawa, Chizuko Ishikawa, Sayuri Kumagai, Hitomi Nakasaka</i>	Hitachinaka	26 May 96
SAM	20:11.0#	Unión Deportiva Argentina/Argentina <i>Olga Caccaviello, Iris Fernández, Liliana Angelucci, Beatriz Vázquez</i>	Buenos Aires	21 Aug 77
CAC	24:05.6	Cuba <i>Isabel Dickison, Guadalupe Rivero, Norma Pérez, Isis Rodriguez</i>	La Habana	13 May 72
Road Relay (5Km/10Km/5Km/10Km/5Km/7.195Km)				
IAAF, ASI	2:11:41	PR of China <i>Jiang Bo 15:42, Dong Yanmei 31:36, Zhao Fengdi 15:16, Ma Zaijie 31:01, Lan Lixin 15:50, Li Na 22:16</i>	Beijing	28 Feb 98
AFR	2:13:35	Kenya <i>Philes Ongori 15:11, Evelyn Kimwei 31:20, Sally Chepyego 15:31, Catherine Ndereba 23:03, Jane Wanjiku 16:22, Lucy Kabuu 23:08</i>	Chiba	23 Nov 06
EUR	2:14:51#	Russia <i>Liliya Shobukova 15:26, Inga Abitova 32:18, Olesya Syreva 16:02, Lidia Grigoryeva 32:13, Galina Bogomolova 16:16, Maria Konovalova 22:36</i>	Chiba	23 Nov 06
OCE, Com	2:15:49	New Zealand <i>Marguerite Buist, Jacqueline Goodman, Anne Hannam, Sonia Barry, Lesley Ryan, Lorraine Moller</i>	Chiba	18 Dec 88
NAM	2:19:40	United States <i>Carmen Ayala-Troncoso 16:22, Lori Hewig 33:42, Tamala Gdowski 16:12, Inge Schuurmans 33:42, Cici St. Geme 15:59, Lucy Nursala 23:43</i>	Litochoro	16 Apr 94
SAM	2:32:55	Brazil <i>Ana de Souza 16:59, Maria Vieira 37:01, Celia dos Santos 17:08, Rosangela Farias 37:03, Solange de Sousa 17:42, Selma dos Reis 27:02</i>	Manaus	18 Apr 98
CAC	2:26:42	Mexico <i>Isabel Carreno 16:50, Guadeloupe Roman 35:08, Monica Martel 17:59, Esmeralda Guillen 34:54, Elvia Marques 17:22, Lucia Mendiola 24:29</i>	Litochoro	16 Apr 94

EVENT	MARK		NAME	COUNTRY	BORN	VENUE	DATE
Additional world best performances (in events which are no longer or were never IAAF world record events)							
50 Metres	5.93+	-0.1	Marion Jones	USA	12.10.75	Sevilla	22 Aug 99
60 Metres	6.85+	-0.1	Marion Jones	USA	12.10.75	Sevilla	22 Aug 99
100 Yards	9.91	-	Veronica Campbell-Brown	JAM	15.5.82	Ostrava	31 May 11
150 Metres (bend)	16.10+	1.3	Florence Griffith Joyner	USA	21.12.59	Seoul	29 Sep 88
150 Metres (straight)	16.36	0.2	Allyson Felix	USA	18.11.85	Manchester	25 May 13
300 Metres	34.11+		Marita Koch	GDR	18.2.57	Canberra	6 Oct 85
	35.30A		Ana Guevara	MEX	4.3.77	Ciudad de México	3 May 03
500 Metres	65.9		Tatána Koceombová	TCH/CZE	2.5.62	Ostrava	2 Aug 84
600 Metres	1:22.63		Ana Quirot	CUB	23.3.63	Guadalajara	25 Jul 97
2 Miles	8:58.58		Meseret Defar	ETH	19.11.83	Bruxelles	14 Sep 07
5 Kilometres Road	14:46		Meseret Defar	ETH	19.11.83	Carlsbad	9 Apr 06
10 Miles	50:01+		Paula Radcliffe	GBR	17.12.73	South Shields	21 Sep 03
35 Kilometres	1:52:33+		Paula Radcliffe	GBR	17.12.73	London	13 Apr 03
40 Kilometres	2:08:29		Paula Radcliffe	GBR	17.12.73	London	13 Apr 03
100,000 Metres	7:14:05.8		Norimi Sakurai	JPN	20.4.71	San Giovanni Lupatoto	27 Sep 03
2000 Metres SC	6:03.38		Wioletta Janowska	POL	9.6.77	Gdansk	15 Jul 06
200 Metres Hurdles (straight)	24.8	0.4	Yadisleidis Pedroso (ex-CUB)	ITA	28.1.87	Caserta	6 Apr 13
(bend)	25.05	1.0	Meghan Beesley	GBR	15.11.89	Manchester	17 May 14
	25.79	0.5	Noemi Zbären	SUI	12.3.94	Basel	17 May 14
300 Metres Hurdles	38.16		Zuzana Hejnová	CZE	19.12.86	Cheb	3 Aug 13
3000 Metres Walk	11:48.24		Ileana Salvador	ITA	16.1.62	Padova	29 Aug 93
5000 Metres Walk	20:01.80		Eleonora Giorgi	ITA	14.9.89	Misterbianco	18 May 14
10 Kilometres Walk	41:04		Yelena Nikolayeva	RUS	1.2.66	Sochi	20 Apr 96
50 Kilometres Walk	4:10:59		Monica Svensson	SWE	26.12.78	Scanzorosciate	21 Oct 07

Current IAAF World Junior Record at other event

10 Kilometres Walk	41:57		Gao Hongmiao	CHN	17.3.74	Beijing	8 Sep 93
--------------------	-------	--	--------------	-----	---------	---------	----------

Not ratified because no application was made: 41:52 Tatyana Mineyeva RUS (10.8.90) Penza 5 Sep 09

Additional World Youth bests

2000 Metres SC	6:11.83		Korahubish Itaa	ETH	28.2.92	Bressanone	10 Jul 09
5000 Metres Walk	20:28.05		Tatyana Kalmykova	RUS	10.1.90	Ostrava	12 Jul 07
Medley Relay	2:03.42		Jamaica			Lille	10 Jul 11

Christiana Williams, Shericka Jackson, Chris-Ann Gordon, Olivia James

Performances superior or equal to Asian records by athletes from former USSR Republics prior to 1992

1000 Metres	2:33.6		Svetlana Ulmasova	UZB	4.2.53	Podolsk	5 Aug 79
High Jump	2.01		Olga Turchak	KAZ	5.3.67	Moskva	7 Jul 86
Long Jump	7.31	1.5	Yelena Kokonova	KAZ	4.8.63	Alma-Ata	12 Sep 85
4 x 200 Metres Relay	1:34.5		Kazakhstan			Tashkent	30 May 82

Svetlana Gusarova, Svetlana Razgulyayeva, Ludmila Rypakova, Natalya Denisko



EVENT	MARK	NAME	COUNTRY	BORN	VENUE	DATE
-------	------	------	---------	------	-------	------

IAAF WORLD INDOOR RECORDS

(as at June 30, 2015)

MEN

50 Metres	5.56A	Donovan Bailey	CAN	16.12.67	Reno	9 Feb 96
60 Metres	6.39	Maurice Greene	USA	23.7.74	Madrid	3 Feb 98
	6.39	Maurice Greene	USA	23.7.74	Atlanta	3 Mar 01
200 Metres	19.92	Frankie Fredericks	NAM	2.10.67	Liévin	18 Feb 96
400 Metres	44.57	Kerron Clement	USA	31.10.85	Fayetteville	12 Mar 05
800 Metres	1:42.67	Wilson Kipketer (ex-KEN)	DEN	12.12.70	Paris	9 Mar 97
1000 Metres	2:14.96	Wilson Kipketer (ex-KEN)	DEN	12.12.70	Birmingham	20 Feb 00
1500 Metres	3:31.18	Hicham El Guerrouj	MAR	14.9.74	Stuttgart	2 Feb 97
One Mile	3:48.45	Hicham El Guerrouj	MAR	14.9.74	Gent	12 Feb 97
3000 Metres	7:24.90	Daniel Komen	KEN	17.5.76	Budapest	6 Feb 98
5000 Metres	12:49.60	Kenenisa Bekele	ETH	13.6.82	Birmingham	20 Feb 04
50 Metres Hurdles	6.25	Mark McKoy (later AUT)	CAN	10.12.61	Kobe	5 Mar 86
60 Metres Hurdles	7.30	Colin Jackson	GBR	18.2.67	Sindelfingen	6 Mar 94
High Jump	2.43	Javier Sotomayor	CUB	13.10.67	Budapest	4 Mar 89
Pole Vault	6.16	Renaud Lavillenie	FRA	18.9.86	Donetsk	15 Feb 14
Long Jump	8.79	Carl Lewis	USA	1.7.61	New York	27 Jan 84
Triple Jump	17.92	Teddy Tamgho	FRA	15.6.89	Paris	6 Mar 11
	17.92	Teddy Tamgho	FRA	15.6.89	Paris	6 Mar 11
Shot Put	22.66	Randy Barnes	USA	16.6.66	Los Angeles	20 Jan 89
Heptathlon	6645	Ashton Eaton	USA	21.1.88	Istanbul	10 Mar 12

60m: 6.79; LJ: 8.16; SP: 14.56; HJ: 2.03 (3654 first day)

60mH: 7.68; PV: 5.20; 1000m: 2:32.77 (2991 second day)

5000 Metres Walk	18:07.08	Mikhail Shchennikov	RUS	24.12.67	Moskva	14 Feb 95
4x200 Metres Relay	1:22.11	Great Britain & NI	GBR		Glasgow	3 Mar 91
		<i>Linford Christie 20.6, Darren Braithwaite 20.7, Ade Mafe 20.7, John Regis 20.1</i>				
4x400 Metres Relay	3:02.13	United States			Sopot	9 Mar 14
		<i>Kyle Clemons 46.10, David Verburg 45.46, Kind Butler 45.43, Calvin Smith 45.14</i>				
4x800 Metres Relay	7:13.11	US All Stars	USA		Boston (Roxbury)	8 Feb 14
		<i>Richard Jones 1:51.01, David Torrence 1:47.46, Duane Solomon 1:47.99, Erik Sowinski 1:46.67</i>				

Best marks within combined events (not ratified, in completed heptathlons of more than 5500 points):

60 Metres	6.61	Chris Huffins (6128)	USA	15.4.70	Paris	8 Mar 97
Long Jump	8.16	Aston Eaton (6645)	USA	21.1.88	Istanbul	9 Mar 12
Shot Put	17.17	Aleksey Drozdov (6141)	RUS	3.12.83	Doha	12 Mar 10
High Jump	2.30	Derek Drouin (5817)	CAN	6.3.90	Geneva, OH	22 Feb 13
60 Metres Hurdles	7.60	Ashton Eaton (6568)	USA	21.1.88	Tallinn	6 Feb 11
Pole Vault	5.60	Alex Averbukh (later ISR) (6144)	RUS	1.10.74	Valencia	1 Mar 98
1000 Metres	2:23.63	Curtis Beach (6138)	USA	22.7.90	Nampa	10 Mar 12

Not ratified (insufficient or no doping control):

50 Metres	5.56	Maurice Greene	USA	23.7.74	Los Angeles	13 Feb 99
4x400 Metres Relay	3:01.96	All-Star Team	USA		Fayetteville	11 Feb 06
		<i>Kerron Clement 46.10, Wallace Spearmon 45.94, Darold Williamson 45.18, Jeremy Wariner 44.74</i>				

WOMEN

50 Metres	5.96+	Irina Privalova	RUS	12.11.68	Madrid	9 Feb 95
60 Metres	6.92	Irina Privalova	RUS	12.11.68	Madrid	11 Feb 93
	6.92	Irina Privalova	RUS	12.11.68	Madrid	9 Feb 95
200 Metres	21.87	Merlene Ottey	JAM	10.5.60	Liévin	13 Feb 93
400 Metres	49.59	Jarmila Kratochvílová	TCH	26.1.51	Milano	7 Mar 82
800 Metres	1:55.82	Jolanda Čeplak	SLO	12.9.76	Wien	3 Mar 02
1000 Metres	2:30.94	Maria Mutola	MOZ	27.10.72	Stockholm	25 Feb 99
1500 Metres	3:55.17	Genzebe Dibaba	ETH	8.2.91	Karlsruhe	1 Feb 14
One Mile	4:17.14	Doina Melinte	ROU	27.12.56	East Rutherford	9 Feb 90
3000 Metres	8:16.60	Genzebe Dibaba	ETH	8.2.91	Stockholm	6 Feb 14
5000 Metres	14:18.86	Genzebe Dibaba	ETH	8.2.91	Stockholm	19 Feb 15
50 Metres Hurdles	6.58	Cornelia Oschkenat	GDR	29.10.61	Berlin	20 Feb 88
60 Metres Hurdles	7.68	Susanna Kallur	SWE	16.2.81	Karlsruhe	10 Feb 08
High Jump	2.08	Kajsa Bergqvist	SWE	12.10.76	Arnstadt	4 Feb 06
Pole Vault	5.02	Jenn Suhr	USA	5.2.82	Albuquerque	2 Mar 13
Long Jump	7.37	Heike Drechsler	GDR	16.12.64	Wien	13 Feb 88
Triple Jump	15.36	Tatyana Lebedeva	RUS	21.7.76	Budapest	5 Mar 04
Shot Put	22.50	Helena Fibingerová	TCH	13.7.49	Jablonec	19 Feb 77
Pentathlon	5013	Nataliya Dobrynska	UKR	29.5.82	Istanbul	9 Mar 12

60mH: 8.38; HJ: 1.84; SP: 16.51; LJ: 6.57; 800: 2:11.15

3000 Metres Walk	11:40.33	Claudia Iovan/Ştef	ROU	25.2.78	Bucureşti	30 Jan 99
4x200 Metres Relay	1:32.41	Russia			Glasgow	29 Jan 05

Yekaterina Kondratyeva, Irina Khabarova, Yuliya Pechonkina, Yuliya Gushchina

EVENT	MARK	NAME	COUNTRY	BORN	VENUE	DATE
4x400 Metres Relay	3:23.37	Russia <i>Yuliya Gushchina 51.75, Olga Kotlyarova 50.40, Olga Zaytseva 51.03, Olesya Krasnomovets 50.19</i>			Glasgow	28 Jan 06
4x800 Metres Relay	8:06.24	Moskovskaya Region <i>Aleksandra Bulanova 2:02.1, Yekaterina Martynova 2:03.1, Yelena Kofanova 2:00.4, Anna Balakshina 2:00.6</i>	RUS		Moskva	18 Feb 11
Best marks within combined events (not ratified, in completed pentathlons of more than 4200 points):						
60 Metres Hurdles	7.91	Jessica Ennis (4965)	GBR	28.1.86	Istanbul	9 Mar 12
High Jump	1.99	Tia Hellebaut (4867)	BEL	16.2.78	Valencia	7 Mar 08
Shot Put	20.27	Eva Wilms (4641)	FRG	28.7.52	Berlin	30 Jan 77
Long Jump	6.89	Katarina Johnson-Thompson (5000)	GBR	9.1.93	Praha	6 Mar 15
800 metres	2:04.42	Ester Goossens (4212)	NED	21.2.72	Frankfurt-Kalbach	9 Feb 97
Not ratified (insufficient judges):						
3000 Metres Walk	11:35.34	Gillian O'Sullivan	IRL	21.8.76	Belfast	15 Feb 03

IAAF WORLD JUNIOR INDOOR RECORDS

(as at June 30, 2015)

MEN

60 Metres	6.51	Mark Lewis-Francis	GBR	4.9.82	Lisboa	11 Mar 01
200 Metres	20.37	Walter Dix	USA	31.1.86	Fayetteville	11 Mar 05
400 Metres	44.80	Kirani James	GRN	1.9.92	Fayetteville	27 Feb 11
800 Metres	1:44.35	Yuriy Borzakovskiy	RUS	12.4.81	Dortmund	30 Jan 00
1000 Metres	2:15.77	Abubaker Kaki	SUD	21.6.89	Stockholm	21 Feb 08
1500 Metres	3:36.28	Belal Mansoor Ali	BRN	17.10.88	Stockholm	20 Feb 07
One Mile	3:55.02	German Fernandez	USA	2.11.90	College Station	28 Feb 09
3000 Metres	7:32.87	Hagos Gebrihiwet	ETH	11.5.94	Boston (Roxbury)	2 Feb 13
5000 Metres	12:53.29	Isiah Koech	KEN	19.12.93	Düsseldorf	11 Feb 11
60m Hurdles (99/100cm)	7.50	Konstadinos Douvalidis	GRE	10.3.87	Athína	11 Feb 06
	7.50	David Omoregie	GBR	1.11.95	Cardiff	9 Mar 14
High Jump	2.35	Vladimir Yashchenko	URS	12.1.59	Milano	12 Mar 78
Pole Vault	5.68	Raphael Holzdepppe	GER	28.9.89	Halle	1 Mar 08
Long Jump	8.22	Viktor Kuznyetsov	UKR	17.7.86	Brovary	22 Jan 05
Triple Jump	17.14	Volker Mai	GDR	3.5.66	Pireas	2 Mar 85
Shot Put (6Kg)	22.38	Konrad Bukowiecki	POL	17.3.97	Toruń	24 Jan 15
Heptathlon (Junior)	5984	Eusebio Cáceres	ESP	10.9.91	San Sebastian	7 Mar 10

60m: 6.94; LJ: 7.96; SP: 13.19; HJ: 1.96 (3400 first day)
60mH: 7.90; PV: 4.60; 1000m: 2:51.42 (2494 second day)

Not ratified (doping control testing not done as required):

60m Hurdles (99/100cm)	7.48	Wilhem Belocian	FRA	22.6.95	Val-de-Reuil	9 Mar 14
Heptathlon (Senior)	6022	Gunnar Nixon	USA	13.1.93	Fayetteville	28 Jan 12

60m: 7.10; LJ: 7.53; SP: 13.97; HJ: 2.15 (3460 first day)
60mH: 8.21; PV: 4.50; 1000m: 2:40.15 (2562 second day)

The IAAF no longer ratifies records in these events with senior implements. These are the final such ratified marks

60m Hurdles (106.7cm)	7.55	Liu Xiang	CHN	13.7.83	Gent	10 Feb 02
Shot Put (7.26Kg)	21.05	Terry Albritton	USA	14.1.55	New York	22 Feb 74

WOMEN

60 Metres	7.09	Joan Ekah Uduak	NGR	20.11.81	Maebashi	7 Mar 99
200 Metres	22.40	Bianca Knight	USA	2.1.89	Fayetteville	14 Mar 08
400 Metres	50.82	Sanya Richards	USA	26.2.85	Fayetteville	13 Mar 04
800 Metres	2:01.03	Meskerem Legesse	ETH	28.9.86	Fayetteville	14 Feb 04
1000 Metres	2:35.80	Mary Cain	USA	3.5.96	Boston (Roxbury)	8 Feb 14
1500 Metres	4:03.28	Kalkidan Gezahegne	ETH	8.5.91	Stockholm	10 Feb 10
One Mile	4:24.10	Kalkidan Gezahegne	ETH	8.5.91	Birmingham	20 Feb 10
3000 Metres	8:33.56	Tirunesh Dibaba	ETH	1.10.85	Birmingham	20 Feb 04
5000 Metres	14:53.99	Tirunesh Dibaba	ETH	1.10.85	Boston (Roxbury)	31 Jan 04
60 Metres Hurdles	8.01 ^a	Dior Hall	USA	2.1.96	Fayetteville	13 Mar 15
	8.06	Urilike Denk	FRG	10.5.64	Dortmund	19 Feb 83
	8.06	Monique Ewanjé-Epée	FRA	11.7.67	Madrid	22 Feb 86
High Jump	1.97	Mariya Kuchina	RUS	14.1.93	Třinec	26 Jan 11
Pole Vault	4.63	Angelica Bengtsson	SWE	8.7.93	Stockholm	22 Feb 11
Long Jump	6.88	Heike Daute/Drechsler	GDR	16.12.64	Berlin	1 Feb 83
Triple Jump	14.37	Ren Ruiping	CHN	1.2.76	Barcelona	11 Mar 95
Shot Put	20.51	Heidi Krieger	GDR	20.7.65	Budapest	8 Feb 84
Pentathlon	4535	Carolina Klüft	SWE	2.2.83	Wien	1 Mar 02

60mH: 8.49; HJ: 1.81; SP: 12.71; LJ: 6.24; 800m: 2:14.95

EVENT	MARK	NAME	COUNTRY	BORN	VENUE	DATE
Not ratified (unsurveyed facilities):						
Pentathlon	4635	Kendell Williams	USA		Albuquerque	15 Mar 14
		<i>60mH: 8.21; HJ: 1.88; SP: 12.05; LJ: 6.32; 800m: 2:17.31</i>				
Not ratified (doping control testing not done as required):						
Pentathlon	4558	Nafissatou Thiam	BEL	19.8.94	Gent	3 Feb 13
		<i>60mH: 8.65; HJ: 1.84; SP: 14.00; LJ: 6.30; 800m: 2:21.18</i>				

WORLD YOUTH INDOOR BESTS

(in IAAF World Junior Record events, as at June 30, 2015)

MEN

60 Metres	6.67A	Jeremy Rankin	USA	23.9.90	Golden	16 Feb 07
200 Metres	21.13	Guy-Elphège Anouman	FRA	13.6.94	Aubière	19 Feb 11
	21.13	Thomas Somers	GBR	28.4.97	Sheffield	2 Mar 14
400 Metres	46.84	William Reed	USA	1.4.70	Boston	22 Feb 86
800 Metres	1:48.12	Mohamed Aman	ETH	10.1.94	Liévin	8 Feb 11
1000 Metres	2:24.89	David Fiegen	LUX	3.9.84	Stuttgart	4 Feb 01
1500 Metres	3:42.91	Samson Kiplangat	KEN	10.11.86	Stuttgart	2 Feb 03
One Mile	4:06.10	Erik Stanley	USA	1.10.90	New York	5 Feb 05
3000 Metres	7:42.05	Yomif Kejelcha	ETH	1.8.97	Bordeaux	26 Jan 14
5000 Metres	14:18.42	Lukas Veržbickas	LTU	6.1.93	Boston	13 Mar 09
60m Hurdles	^(91.4cm) 7.48	Ladji Doucouré	FRA	28.3.83	Eaubonne	23 Jan 00
	^(99.1-100cm) 7.62	Wayne Davis	USA	22.8.91	Landover	16 Mar 08
	^(106.7cm) 7.94	Shi Dongpeng	CHN	6.1.84	Tianjin	17 Feb 01
High Jump	2.24	Dmitriy Kroyter	ISR	18.2.93	Moskva	14 Feb 10
	2.24	Danyil Lysenko	RUS	19.5.97	Kineshma	6 Dec 14
Pole Vault	5.46	Adam Hague	GBR	29.8.97	Manchester	21 Dec 14
Long Jump	8.12	Viktor Kuznyetsov	UKR	17.7.86	Brovary	20 Dec 03
Triple Jump	16.32	Viktor Kuznyetsov	UKR	17.7.86	Kiyev	12 Dec 03
Shot Put	^(5Kg) 24.24	Konrad Bukowiecki	POL	17.3.97	Spala	30 Dec 14
	^(6Kg) 22.38	Konrad Bukowiecki	POL	17.3.97	Toruń	24 Jan 15
	^(7.26Kg) 18.49	Yuriy Belonog	UKR	9.3.74	Kiyev	7 Dec 91
Heptathlon	(Youth) 5873	Hans-Christian Hausenberg	EST	18.9.98	Tallinn	1 Mar 15
		<i>60m: 6.97; LJ: 7.52; SP: 16.02; HJ: 1.92 (3416 first day)</i>				
		<i>60mH: 8.11; PV: 4.65; 1000m: 2:56.46 (2457 second day)</i>				
	(Junior) 5592h	Sven Reintak	URS/EST	17.6.63	Kharkiv	25 Feb 80
		<i>60m: 7.0; LJ: 6.98; SP: 13.79; HJ: 2.06 (3182 first day)</i>				
		<i>60mH: 8.2; PV: 4.80; 1000: 2:57.7 (2410 second day)</i>				
	5305	Sergey Usanov	URS/RUS	31.5.67	Minsk	31 Jan 83
		<i>60m: 7.29; LJ: 6.72; SP: 12.45; HJ: 2.05 (3014 first day)</i>				
		<i>60mH: 8.74; PV: 4.20; 1000m: 2:45.4 (2291 second day)</i>				
	(Senior) 5483	Wang Jianan	CHN	27.8.96	Nanjing	14 Feb 12
		<i>60m: 6.89; LJ: 7.64; SP: 9.27; HJ: 1.94 (3083 first day)</i>				
		<i>60mH: 8.46; PV: 4.80; 1000m: 2:58.17 (2400 second day)</i>				

WOMEN

60 Metres	7.24	Victoria Jordan	USA	26.2.90	Houston	10 Feb 07
200 Metres	23.15	Irène Ekelund	SWE	8.3.97	Norrköping	17 Feb 13
400 Metres	52.10	Sanya Richards (now USA)	JAM	26.2.85	New York	10 Mar 02
800 Metres	2:01.8	Mary Decker	USA	4.8.58	San Diego	17 Feb 74
1000 Metres	2:43.22	Aníta Hinriksdóttir	ISL	13.1.96	Reykjavík	15 Dec 12
1500 Metres	4:08.47	Gudaf Tsegay	ETH	23.1.97	Stockholm	6 Feb 14
One Mile	4:28.25	Mary Cain	USA	3.5.96	New York	16 Feb 13
3000 Metres	8:46.01	Gotytom Gebreslase	ETH	15.1.95	Boston (Roxbury)	4 Feb 12
5000 Metres	16:10.79	Anna Rohrer	USA	27.2.98	New York	13 Mar 15
60m Hurdles	^(84cm) 8.17A	Dior Hall	USA	2.1.96	Golden	9 Feb 13
	8.17	Sydney McLaughlin	USA	7.8.99	New York	15 Mar 15
High Jump	1.95	Marina Kuptsova	RUS	22.12.81	Brno	30 Jan 98
	1.95	Irina Kovalenko	UKR	12.6.86	Lvov	26 Dec 03
Pole Vault	4.46	Zhang Yingning	CHN	6.1.90	Shanghai	15 Mar 07
Long Jump	6.61	Anu Kaljurand	EST	16.4.69	Leningrad	1 Feb 86
Triple Jump	14.09	Wang Rong	CHN	1.7.96	Nanjing	7 Mar 13
Shot Put	^(3Kg) 19.40	Emel Dereli	TUR	25.2.96	Izmir	15 Dec 12
Shot Put	^(4Kg) 17.58	Emel Dereli	TUR	25.2.96	Istanbul	28 Dec 13
Pentathlon	4284	Morgan Lake	GBR	12.5.97	Växjö	9 Feb 14
		<i>60mH: 8.97; HJ: 1.85; SP: 13.38; LJ: 5.87; 800m: 2:24.48</i>				

AGE	MARK	WIND	NAME	COUNTRY	BORN	VENUE	DATE
-----	------	------	------	---------	------	-------	------

WORLD TEENAGE BESTS BY AGE

(as at June 30, 2015)

MEN

100 Metres

12	10.83		Uche Olisa	NGR	29.12.75	Port Harcourt	10 Jan 88
13	10.81		Bryce Love	USA	8.7.97	Durham	28 May 11
14	10.64		Curtis Johnson	USA	24.12.73	Winter Park	28 May 88
	10.64		Jazeel Murphy	JAM	27.2.94	Kingston	21 Feb 09
15	10.36	1.5	Darrel Brown	TTO	11.10.84	St. George's	22 Apr 00
16	10.19	0.5	Yoshihide Kiryu	JPN	15.12.95	Fukuroi	3 Nov 12
17	10.01	0.9	Yoshihide Kiryu	JPN	15.12.95	Hiroshima	29 Apr 13
18	9.97	1.8	Travon Bromell	USA	10.7.95	Eugene	13 Jun 14
19	9.93	-0.2	Yohan Blake	JAM	26.12.89	Paris (Saint-Denis)	17 Jul 09

200 Metres

12	22.52		James Gallagher	AUS	26.5.00	Perth	24 Mar 13
13	21.73	1.7	James Gallagher	AUS	26.5.00	Townsville	7 Dec 13
14	21.20	1.9	Darrel Brown	TTO	11.11.84	Fort-de-France	5 Apr 99
15	20.58	1.4	Usain Bolt	JAM	21.8.86	Kingston	18 Jul 02
16	20.13	0.0	Usain Bolt	JAM	21.8.86	Bridgetown	20 Jul 03
17	19.93	1.4	Usain Bolt	JAM	21.8.86	Devonshire	11 Apr 04
18	19.93	1.4	Usain Bolt	JAM	21.8.86	Devonshire	11 Apr 04
19	19.81	-0.3	Alonso Edward	PAN	8.12.89	Berlin	20 Aug 09

400 Metres

12	49.47		Bryce Love	USA	8.7.97	Greensboro	27 Jun 10
13	48.62		Bryce Love	USA	8.7.97	Durham	26 Jun 11
14	46.96		Kirani James	GRN	1.9.92	Ostrava	13 Jul 07
15	45.55		Christopher Taylor	JAM	29.9.99	Kingston	13 Jun 15
16	45.14		Obea Moore	USA	10.1.79	Santiago/CHI	2 Sep 95
17	44.71A		Luguelin Santos	DOM	12.11.93	Guadalajara	26 Oct 11
18	44.45		Luguelin Santos	DOM	12.11.93	Hengelo	27 May 12
19	43.87		Steve Lewis	USA	16.5.69	Seoul	28 Sep 88

800 Metres

12	2:03.0		Christian Booker	GBR	29.6.90	Birmingham	21 Jun 03
13	1:52.30I		Zhang Yong	CHN	8.4.87	Tianjin	17 Feb 01
	1:54.01		Zhang Yong	CHN	8.4.87	Tianjin	4 May 00
14	1:48.20		Salem Al-Badri (ex-KEN)	QAT	12.12.85	Gent	19 Jul 00
15	1:46.8A		John Yego (now Belal Mansoor Ali BRN)	KEN	17.10.88	Nairobi	15 May 04
16	1:44.08		Leonard Kosencha	KEN	21.8.94	Lille	9 Jul 11
17	1:42.53		Timothy Kitum	KEN	20.11.94	London	9 Aug 12
18	1:41.73		Nijel Amos	BOT	15.3.94	London	9 Aug 12
19	1:41.73		Nijel Amos	BOT	15.3.94	London	9 Aug 12

1000 Metres

12	2:38.6		Alejandro Begega	ESP	16.7.76	Gijón	3 Jun 89
13	2:33.98		Khalid Oumaaalem	FRA	18.9.88	Esch-sur-Alzette	7 Jun 02
14	2:29.8		Sören Schröder	FRG	15.12.74	Kamen	2 Aug 89
15	2:19.56		Hamza Driouch (ex-MAR)	QAT	16.11.94	Köln	9 Jun 10
16	2:17.44		Hamza Driouch (ex-MAR)	QAT	16.11.94	Sollentuna	9 Aug 11
17	2:17.44		Hamza Driouch (ex-MAR)	QAT	16.11.94	Sollentuna	9 Aug 11
18	2:15.00		Benjamin Kipkurui	KEN	28.12.80	Nice	17 Jul 99
19	2:13.93		Abubaker Kaki	SUD	21.6.89	Stockholm	22 Jul 08

1500 Metres

12	4:12.3		Yasushi Yamamoto	JPN	20.12.73	Uji	19 Sep 86
13	3:51.88I		Zhang Yong	CHN	8.4.87	Tianjin	17 Feb 01
	3:53.82		Zhao Xin	CHN	15.11.87	Shanghai	6 May 01
14	3:41.8A		Atoi Boru	KEN	25.10.73	Nairobi	13 Aug 88
15	3:37.36		Gideon Mageka	KEN	31.12.93	Bressanone	12 Jul 09
16	3:33.72		Nicholas Kemboi	KEN	18.12.89	Zürich	18 Aug 06
17	3:32.95		Alex Rono	KEN	26.11.84	Zürich	16 Aug 02
18	3:28.81		Ronald Kwemoi	KEN	19.9.95	Monaco	18 Jul 14
19	3:28.81		Ronald Kwemoi	KEN	19.9.95	Monaco	18 Jul 14

AGE	MARK	WIND	NAME	COUNTRY	BORN	VENUE	DATE
One Mile							
12	4:43.78		Ryan Silva	USA	27.6.95	Portland	31 May 08
13	4:29.0		Andrew Barnett	GBR	22.6.55	London	1 Jun 69
14	4:19.73		Ryan Silva	USA	27.6.95	Portland	12 Jun 10
15	4:00.84		Abdalla Abdelgadir	SUD	12.9.87	Dublin	15 Aug 03
16	4:00.84		Abdalla Abdelgadir	SUD	12.9.87	Dublin	15 Aug 03
17	3:50.90		Hamza Driouch (ex-MAR)	QAT	16.11.94	Oslo	7 Jun 12
18	3:49.77		Caleb Ndiku	KEN	9.10.92	Eugene	4 Jun 11
19	3:48.50		Asbel Kiprop	KEN	30.6.89	Eugene	7 Jun 09
3000 Metres							
12	9:12.0		Andrew Barnett	GBR	22.6.55		Jan 68
13	8:22.53i		Zhao Xin	CHN	15.11.87	Beijing	20 Feb 01
	8:40.32		Shaun Zuzani	RSA	25.12.90	Bellville	11 Mar 04
14	8:22.53i		Zhao Xin	CHN	15.11.87	Beijing	20 Feb 01
	8:24.24		Yuki Sato	JPN	26.11.86	Rifu	17 Oct 01
15	7:43.00		Abreham Cherkos	ETH	23.9.89	Rieti	28 Aug 05
16	7:32.37		Abreham Cherkos	ETH	23.9.89	Lausanne	11 Jul 06
17	7:32.37		Abreham Cherkos	ETH	23.9.89	Lausanne	11 Jul 06
18	7:28.78		Augustine Choge	KEN	21.1.87	Doha	13 May 05
19	7:27.72		Eliud Kipchoge	KEN	5.11.84	Bruxelles	3 Sep 04
5000 Metres							
12	14:25.31		Zhao Xin	CHN	15.11.87	Beijing	1 Sep 00
13	14:21.98		Zhao Xin	CHN	15.11.87	Shanghai	7 May 01
14	13:52.58		John Kariuki	KEN	10.11.86	Naruto	13 Oct 01
15	13:25.65		Abreham Cherkos	ETH	23.9.89	Berlin	4 Sep 05
16	12:54.19		Abreham Cherkos	ETH	23.9.89	Roma	14 Jul 06
17	12:53.29i		Isiah Koech	KEN	19.12.93	Düsseldorf	11 Feb 11
	12:54.18		Isiah Koech	KEN	19.12.93	Monaco	22 Jul 11
18	12:47.53		Hagos Gebrhiwet	ETH	11.5.94	Paris (Saint-Denis)	6 Jul 12
19	12:46.53		Eliud Kipchoge	KEN	5.11.84	Roma	2 Jul 04
10,000 Metres							
13	33:39.5		Dalibor Balgač	CRO	22.9.77	Zagreb	14 Sep 91
14	29:04.0A		Davis Kiplangat	KEN	10.7.98	Nakuru	14 Jun 13
15	28:36.08		Samuel Wanjiru	KEN	10.11.86	Konosu	28 Sep 02
16	27:15.90		Ibrahim Jeylan	ETH	12.6.89	Hengelo	28 May 06
17	27:02.81		Ibrahim Jeylan	ETH	12.6.89	Bruxelles	25 Aug 06
18	26:41.75		Samuel Wanjiru	KEN	10.11.86	Bruxelles	26 Aug 05
19	26:30.03		Nicholas Kemboi (later QAT)	KEN	25.11.83	Bruxelles	5 Sep 03
2000 Metres Steeplechase							
13	6:12.20		Shaun Zuzani	RSA	25.12.90	Bellville	31 Jan 04
14	5:40.26		Osman Yahya	SUD	25.7.90	Marrakech	15 Jul 05
15	5:26.52		Abdelghani Ait Bahmad	MAR	28.7.89	Marrakech	15 Jul 05
16	5:21.36		Nabil Ouahdi	MAR	15.8.89	Rabat	16 Jul 06
17	5:19.99		Mereska Kahsay	ETH	23.5.96	Donetsk	12 Jul 13
18	5:19.99		Mereska Kahsay	ETH	23.5.96	Donetsk	12 Jul 13
19	5:19.99		Mereska Kahsay	ETH	23.5.96	Donetsk	12 Jul 13
3000 Metres Steeplechase							
14	9:02.91		Li Wei	CHN	11.3.83	Zhaoqing	24 May 97
15	8:24.54		Ronald Rutto	KEN	8.10.87	Linz	31 Jul 03
16	8:17.28		Jonathan Ndiku	KEN	18.9.91	Bydgoszcz	13 Jul 08
17	8:03.49		Consensus Kipruto	KEN	8.12.94	Monaco	20 Jul 12
18	7:58.66		Stephen Cherono (later Saif Saaeed Shaheen QAT)	KEN	15.10.82	Bruxelles	24 Aug 01
19	7:58.10		Stephen Cherono (later Saif Saaeed Shaheen QAT)	KEN	15.10.82	Monaco	19 Jul 02
110 Metres Hurdles (91.4cm)							
14	13.61	-2.0	D'Omar Boyden	JAM	27.6.92	Kingston	18 Mar 07
15	13.18	0.2	Wayne Davis	USA	22.8.91	Ostrava	12 Jul 07
16	13.13	-1.1	Jaheel Hyde	JAM	2.2.97	Donetsk	12 Jul 13
17	12.96	1.3	Jaheel Hyde	JAM	2.2.97	Nanjing	23 Aug 14
110 Metres Hurdles (99/100cm)							
14	14.05	0.5	Damion Thomas	USA	29.6.99	Miramar	24 Apr 14
15	13.64	0.6	Damion Thomas	USA	29.6.99	Gainesville	3 Apr 15

AGE	MARK	WIND	NAME	COUNTRY	BORN	VENUE	DATE
16	13.35	-1.4	Artie Burns	USA	1.5.95	Jacksonville	17 Mar 12
17	13.08	2.0	Wayne Davis	USA	22.8.91	Port of Spain	31 Jul 09
18	13.06	0.5	Tyler Mason	JAM	15.11.95	Eugene	24 Jul 14
19	12.99	0.5	Wilhem Belocian	FRA	22.6.95	Eugene	24 Jul 14
110 Metres Hurdles (106.7cm)							
13	15.90		Zhu Xiaoming	CHN	28.1.87	Tianjin	4 May 00
14	14.71	1.0	Kevin Craddock	USA	25.6.87	Stanford	22 Jun 02
15	13.9	1.9	Nassim Brahimi	QAT	84	Irbid	11 Aug 99
	14.17	1.9	Nassim Brahimi	QAT	84	Irbid	12 Aug 99
16	13.92	0.4	Takumu Furuya	JPN	12.3.97	Oita	2 Aug 13
17	13.32	1.9	Liu Xiang	CHN	13.7.83	Shanghai	6 May 01
18	13.12	1.6	Liu Xiang	CHN	13.7.83	Lausanne	2 Jul 02
19	13.00	-0.6	Dayron Robles	CUB	19.11.86	Stuttgart	9 Sep 06
400 Metres Hurdles (84cm)							
14	52.2		Alberto Queralta	CUB	21.9.64	La Habana	4 Mar 79
	52.50		Alberto Queralta	CUB	21.9.64	Praha	3 Aug 79
15	51.13		Adel Jaber Asseri	Ksa	4.1.90	Marrakech	16 Jul 05
16	48.89		LJ van Zyl	RSA	20.7.85	Kingston	19 Jul 02
17	48.26		Jehue Gordon	TTO	15.12.91	Berlin	18 Aug 09
400 Metres Hurdles (91.4cm)							
15	51.14A		LJ van Zyl	RSA	20.7.85	Pretoria	20 Apr 01
16	48.89		LJ van Zyl	RSA	20.7.85	Kingston	19 Jul 02
17	48.26		Jehue Gordon	TTO	15.12.91	Berlin	18 Aug 09
18	48.02		Danny Harris	USA	7.9.65	Los Angeles	17 Jun 84
19	47.24		Kerron Clement	USA	31.10.85	Carson	26 Jun 05
High Jump							
12	2.00		Cai Guojun	CHN	8.2.87	Jinan	2 May 99
13	2.03		Hisanori Yamamoto	JPN	26.8.62		20 Jun 76
14	2.15		Aleksandr Nartov	UKR	21.5.88	Uzhgorod	8 May 03
	2.15		Qu Zhaobing	CHN	11.6.91	Weifang	15 Aug 05
15	2.21		Xu Weiqiang	CHN	22.5.86	Shanghai	21 May 02
16	2.33		Javier Sotomayor	CUB	13.10.67	La Habana	19 May 84
17	2.34		Javier Sotomayor	CUB	13.10.67	La Habana	20 Mar 85
18	2.36		Javier Sotomayor	CUB	13.10.67	Santiago/CUB	23 Feb 86
19	2.37		Javier Sotomayor	CUB	13.10.67	Athina	20 Jun 87
	2.37		Dragutin Topić	YUG	12.3.71	Plodiv	12 Aug 90
	2.37		Steve Smith	GBR	29.3.73	Seoul	20 Sep 92
	2.37i		Steve Smith	GBR	29.3.73	Toronto	14 Mar 93
	2.37		Jacques Freitag	RSA	11.6.82	Durban	23 Mar 02
	2.37i		Ivan Ukhov	RUS	29.3.86	Arnstadt	4 Feb 06
Pole Vault							
12	4.10		Valentin Revenko	UKR	3.7.86	Belaya Tserkov	27 Jun 99
13	4.65		Pål Haugen Lillefosse	NOR	4.6.01	Bergen	29 May 15
14	4.95		Hussein Assem Al-Hizam	KSA	4.1.98	Bototrop	7 Jul 12
15	5.33		Jacob Davis	USA	29.4.78	Orangefield	12 Apr 94
16	5.42		Raphael Holzdeppe	GER	28.9.89	Zweibrücken	4 Aug 06
17	5.60		Maksim Tarasov	RUS	2.12.70	Sudbury	28 Jul 88
	5.60		Maksim Tarasov	RUS	2.12.70	Odessa	20 Aug 88
	5.60		Adam Hague	GBR	29.8.97	Austin	28 Mar 15
18	5.80		Maksim Tarasov	RUS	2.12.70	Bryansk	14 Jul 89
	5.80		Raphael Holzdeppe	GER	28.9.89	Biberach	28 Jun 08
19	5.90		Jacob Davis	USA	29.4.78	Austin	4 Apr 98
Long Jump							
12	6.52	0.7	Gu Junjie	CHN	5.5.85	Chengdu	19 Apr 98
13	7.41	0.8	Gu Junjie	CHN	5.5.85	Shijiazhuang	25 Apr 99
14	7.75	1.8	Li Zhiyuan	CHN	24.2.87	Tianjin	19 May 01
15	7.91	-0.6	Wang Jianan	CHN	27.8.96	Zibo	26 May 12
16	8.17	0.5	Zhang Xiaoyi	CHN	25.5.89	Chongqing	23 Apr 06
17	8.25	1.9	Luis Bueno	CUB	22.5.69	La Habana	28 Sep 86
18	8.27	1.7	Eusebio Cáceres	ESP	10.9.91	Barcelona	30 Jul 10
19	8.62	0.8	Carl Lewis	USA	1.7.61	Sacramento	20 Jun 81

AGE	MARK	NAME	COUNTRY	BORN	VENUE	DATE	
Triple Jump							
12	14.99	-0.4	Huang Zhilong	CHN	20.10.87	Shanghai	19 Apr 00
13	15.85	0.7	Gu Junjie	CHN	5.5.85	Shijiazhuang	24 Apr 99
14	15.90		Martin Lamou	FRA	13.5.99	Limoges	19 Apr 14
15	16.89		Gu Junjie	CHN	5.5.85	Guangzhou	25 Aug 00
16	17.24	0.7	Lázaro Martínez	CUB	3.11.97	La Habana	1 Feb 14
17	17.24	0.7	Lázaro Martínez	CUB	3.11.97	La Habana	1 Feb 14
18	17.31	-0.2	David Girat	CUB	26.8.84	Paris (Saint-Denis)	23 Aug 03
19	17.69	2.0	Pedro Pablo Pichardo	CUB	30.6.93	La Habana	4 Jun 13
Shot Put (5Kg)							
13	16.43i		Wictor Petersson	SWE	1.5.98	Malmö	5 Feb 12
	15.85		Jacko Gill	NZL	20.12.94	Auckland	8 Nov 08
14	20.42		Jacko Gill	NZL	20.12.94	Timaru	13 Dec 09
15	23.86		Jacko Gill	NZL	20.12.94	Hastings NZL	11 Dec 10
16	24.45		Jacko Gill	NZL	20.12.94	North Shore	19 Dec 11
17	24.45		Jacko Gill	NZL	20.12.94	North Shore	19 Dec 11
Shot Put (6Kg)							
13	13.25i		Mykyta Nesterenko	UKR	15.4.91	Dnepropetrovsk	22 Jan 05
7.26Kg	12.16		Teijo Kõõpikkä	FIN	7.10.80	Laihia	24 Aug 94
14	17.41		Jacko Gill	NZL	20.12.94	Auckland	19 Dec 09
15	20.76		Jacko Gill	NZL	20.12.94	Moncton	21 Jul 10
16	22.31		Jacko Gill	NZL	20.12.94	North Shore	5 Dec 11
17	22.38i		Konrad Bukowiecki	POL	17.3.97	Toruń	24 Jan 15
	22.31		Jacko Gill	NZL	20.12.94	North Shore	5 Dec 11
18	23.00		Jacko Gill	NZL	20.12.94	North Shore	18 Aug 13
19	23.00		Jacko Gill	NZL	20.12.94	North Shore	18 Aug 13
Shot Put (7.26Kg)							
13	12.16		Teijo Kõõpikkä	FIN	7.10.80	Laihia	24 Aug 94
14	14.28		Glenn DiGiorgio	USA	20.8.84		99
15	18.57		Jacko Gill	NZL	20.12.94	Nouméa	16 Oct 10
16	20.38		Jacko Gill	NZL	20.12.94	North Shore	5 Dec 11
17	20.46i		Konrad Bukowiecki	POL	17.3.97	Praha	5 Mar 15
	20.46i		Konrad Bukowiecki	POL	17.3.97	Praha	6 Mar 15
	20.38		Jacko Gill	NZL	20.12.94	North Shore	5 Dec 11
18	20.65		Mike Carter	USA	29.10.60	Boston	4 Jul 79
19	21.88		Randy Barnes	USA	16.6.66	Waco	18 Apr 86
Discus Throw (1.5Kg)							
12 1.62Kg	34.19		Jack Wall	USA	10.9.58	Corry	2 Jun 71
13	43.07		Lachlan Page	AUS	16.12.97	Adelaide	22 Oct 11
14	59.17		Mykyta Nesterenko	UKR	15.4.91	Yalta	5 Feb 06
15	68.35		Mykyta Nesterenko	UKR	15.4.91	Thessaloniki	1 Jul 06
16	74.32		Mykyta Nesterenko	UKR	15.4.91	Antalya	30 Mar 08
17	77.50		Mykyta Nesterenko	UKR	15.4.91	Koncha-Zaspa	19 May 08
Discus Throw (1.75Kg)							
12 2Kg	27.07*		Jack Wall	USA	10.9.58	Erie	31 Jul 71
13 2Kg	35.38*		Jack Wall	USA	10.9.58	Erie	1 Jul 72
14	47.37		Mykyta Nesterenko	UKR	15.4.91	Yalta	25 Sep 05
15	58.23		Marin Premeru	CRO	29.8.90	Maribor	15 Jul 06
16 2Kg	62.83*		Mykyta Nesterenko	UKR	15.4.91	Yalta	24 Feb 08
17	70.13		Mykyta Nesterenko	UKR	15.4.91	Halle	24 May 08
18	70.13		Mykyta Nesterenko	UKR	15.4.91	Halle	24 May 08
19	70.13		Mykyta Nesterenko	UKR	15.4.91	Halle	24 May 08
Discus Throw (2Kg)							
12	27.07		Jack Wall	USA	10.9.58	Erie	31 Jul 71
13	35.38		Jack Wall	USA	10.9.58	Erie	1 Jul 72
14	45.70		Marin Premeru	CRO	29.8.90	Zagreb	15 Jun 05
15	55.80		Mykyta Nesterenko	UKR	15.4.91	Dnepropetrovsk	6 May 06
16	62.83		Mykyta Nesterenko	UKR	15.4.91	Yalta	24 Feb 08
17	65.31		Mykyta Nesterenko	UKR	15.4.91	Tallinn	3 Jun 08
18	65.31		Mykyta Nesterenko	UKR	15.4.91	Tallinn	3 Jun 08
19	67.63		Lawrence Okoye	GBR	6.10.91	London	9 Jul 11

AGE	MARK	WIND	NAME	COUNTRY	BORN	VENUE	DATE
Hammer Throw (5Kg)							
12	57.83		Sándor Pálhegyi	HUN	4.11.88	Budapest	19 Sep 01
13	66.30		Gleb Piskunov	UKR	25.11.98	Yalta	26 Sep 12
14	77.74		Sándor Pálhegyi	HUN	4.11.88	Szombathely	6 Sep 03
15	82.65		Gleb Piskunov	UKR	25.11.98	Nanjing	24 Aug 14
16	87.16		Bence Halász	HUN	4.8.97	Baku	31 May 14
17	87.16		Bence Halász	HUN	4.8.97	Baku	31 May 14
Hammer Throw (6Kg)							
12	48.11		Sándor Pálhegyi	HUN	4.11.88	Szombathely	25 Aug 01
13	53.80		Sándor Pálhegyi	HUN	4.11.88	Budapest	4 May 02
14	7.26Kg		Vladislav Piskunov	UKR	7.6.78	Rovno	25 May 93
15	70.27		Kristóf Németh	HUN	17.9.87	Szombathely	17 May 03
16	75.67		Bence Halász	HUN	4.8.97	Veszprém	8 Jun 14
17	85.57		Ashraf Amjad Al-Saifi	QAT	20.2.95	Barcelona	14 Jul 12
18	85.57		Ashraf Amjad Al-Saifi	QAT	20.2.95	Barcelona	14 Jul 12
19	85.57		Ashraf Amjad Al-Saifi	QAT	20.2.95	Barcelona	14 Jul 12
Hammer Throw (7.26Kg)							
12	40.70		Sándor Pálhegyi	HUN	4.11.88	Szombathely	13 Oct 01
13	48.85		Sándor Pálhegyi	HUN	4.11.88	Szombathely	12 Oct 02
14	68.96		Vladislav Piskunov	UKR	7.6.78	Rovno	25 May 93
15	68.96		Vladislav Piskunov	UKR	7.6.78	Rovno	25 May 93
16	73.66		Vladislav Piskunov	UKR	7.6.78	Kiyev	11 Jun 94
17	73.66		Vladislav Piskunov	UKR	7.6.78	Kiyev	11 Jun 94
18	76.54		Valeriy Gubkin	BLR	3.9.67	Minsk	27 Jun 86
19	80.34		Igor Nikulin	RUS	14.8.60	Moskva	21 Jun 80
Javelin Throw (700g)							
12	49.01		Matevž Majcen	SLO	15.8.91	Ravne	17 Jul 04
13	800g	54.68*	Kenth Larsson	SWE	24.9.58		72
14	68.00		Valeriy Iordan	RUS	14.2.92	Adler	4 Feb 07
15	79.75		Zhang Guisheng	CHN	3.10.95	Chengdu	30 Mar 11
16	89.34		Braian Toledo	ARG	8.9.93	Mar del Plata	6 Mar 10
17	89.34		Braian Toledo	ARG	8.9.93	Mar del Plata	6 Mar 10
Javelin Throw (800g)							
12	43.48		Matevž Majcen	SLO	15.8.91	Celje	21 Jul 04
13	53.02		Bartul Zemunik	CRO	3.5.99	Bar	1 May 13
14	63.04		Raldu Potgieter	RSA	3.4.86	Parow	12 Jan 01
15	68.64		Gao Shuhua	CHN	8.8.85	Jinan	12 May 01
16	79.96		Aki Parviainen	FIN	26.10.74	Pyhäselkä	12 Sep 91
17	80.94		Aki Parviainen	FIN	26.10.74	Jyväskylä	5 Jul 92
18	84.47		Zigismunds Sirmais	LAT	6.5.92	Sofiya	20 Mar 11
19	85.10		Dmitriy Tarabin	RUS	29.10.91	Yerino	25 Jun 11
Decathlon (Senior implements)							
15	7119		Qi Haifeng	CHN	7.8.83	Shanghai	6 Jun 99
16	7437		Qi Haifeng	CHN	7.8.83	Xian	17 Sep 99
17	8104		Valter Külvet	EST	19.2.64	Viimsi	23 Aug 81
18	8257		Yordanis García	CUB	21.11.88	Osaka	1 Sep 07
19	8397		Torsten Voss	GDR	24.3.63	Erfurt	7 Jul 82
10,000 Metres Walk							
13	44:10.0		Vyacheslav Fedchuk	MDA	24.4.73	Oryol	30 Jun 86
14	42:55.1		Aleksandr Stokov	RUS	21.8.82	Vladimir	17 May 97
15	39:47.20		Chen Ding	CHN	5.8.92	Bydgoszcz	11 Jul 08
16	39:47.20		Chen Ding	CHN	5.8.92	Bydgoszcz	11 Jul 08
17	38:46.4		Viktor Burayev	RUS	23.8.82	Moskva	20 May 00
18	38:46.4		Viktor Burayev	RUS	23.8.82	Moskva	20 May 00
19	38:46.4		Viktor Burayev	RUS	23.8.82	Moskva	20 May 00
20 Kilometres Walk							
14	1:22:05		Yu Guoping	CHN	13.6.86	Dandong	13 Apr 01
15	1:18:07		Li Gaobo	CHN	4.5.89	Cixi	23 Apr 05
16	1:18:07		Li Gaobo	CHN	4.5.89	Cixi	23 Apr 05
17	1:18:07		Li Gaobo	CHN	4.5.89	Cixi	23 Apr 05
18	1:18:06		Viktor Burayev	RUS	23.8.82	Adler	4 Mar 01
19	1:17:40		Chen Ding	CHN	5.8.92	Taichang	30 Mar 12

AGE	MARK	WIND	NAME	COUNTRY	BORN	VENUE	DATE
WOMEN							
100 Metres							
12	11.77	0.2	Tamari Davis	USA	15.2.03	Jacksonville	4 Apr 15
13	11.73		Aminah Haddad	USA	13.9.78	Norwalk	6 Jun 92
14	11.40	0.7	Ashton Purvis	USA	12.7.92	Sacramento	28 Apr 07
15	11.17	2.0	Marion Jones	USA	12.10.75	Norwalk	1 Jun 91
16	10.98	2.0	Candace Hill	USA	11.2.99	Shoreline	20 Jun 15
17	10.98	2.0	Candace Hill	USA	11.2.99	Shoreline	20 Jun 15
18	10.89	1.8	Katrin Krabbe	GDR	22.11.69	Berlin GDR	20 Jul 88
19	10.88	2.0	Marlies Oelsner	GDR	21.3.58	Dresden	1 Jul 77
200 Metres							
12	23.71		Lauren Williams	USA	25.7.99	Glendale	1 Apr 12
13	23.71		Lauren Williams	USA	25.7.99	Glendale	1 Apr 12
14	22.8		Debbie Wells	AUS	29.5.61	Brisbane	28 Feb 76
	23.43	1.5	Angel Perkins	USA	5.10.84	Sacramento	5 Jun 99
15	22.76	-0.6	Marion Jones	USA	12.10.75	New York	15 Jun 91
16	22.49	1.3	Kaylin Whitney	USA	9.3.98	Eugene	6 Jul 14
17	22.11A	-0.5	Allyson Felix	USA	18.11.85	Ciudad de México	3 May 03
18	22.11A	-0.5	Allyson Felix	USA	18.11.85	Ciudad de México	3 May 03
19	22.11A	-0.5	Allyson Felix	USA	18.11.85	Ciudad de México	3 May 03
400 Metres							
12	53.36		Raevyn Rogers	USA	7.9.96	Ypsilanti	5 Jul 09
13	53.10		Robin Reynolds	USA	22.2.94	Lisle	8 Jul 07
14	52.68		Chris-Ann Gordon	JAM	18.9.94	Kingston	4 Apr 09
15	51.16		Li Jing	CHN	14.2.80	Nanjing	26 Oct 95
16	51.14		Grit Breuer	GDR	16.2.72	Jena	3 Jun 88
17	50.01		Li Jing	CHN	14.2.80	Shanghai	18 Oct 97
18	49.50		Grit Breuer	GDR	16.2.72	Split	29 Aug 90
19	49.42		Grit Breuer	GDR	16.2.72	Tokyo	27 Aug 91
800 Metres							
12	2:06.90		Raevyn Rogers	USA	7.9.96	Ypsilanti	4 Jul 09
13	2:03.63		Yu Junping	CHN	19.11.83	Shanghai	21 Oct 97
14	2:02.43		Mary Decker	USA	4.8.58	München	12 Jul 73
15	2:01.6A		Nancy Lagat	KEN	22.8.81	Nairobi	2 Aug 97
16	1:59.65		Marion Hübner	GDR	29.9.62	Karl-Marx-Stadt	11 Aug 79
17	1:57.18		Wang Yuan	CHN	8.4.76	Beijing	8 Sep 93
18	1:54.01		Pamela Jelimo	KEN	5.12.89	Zürich	29 Aug 08
19	1:54.01		Pamela Jelimo	KEN	5.12.89	Zürich	29 Aug 08
1000 Metres							
12	2:52.97		Delia Sclabas	SUI	8.11.00	Bern	18 Aug 13
13	2:48.66		Delia Sclabas	SUI	8.11.00	Luzern	15 Jul 14
14	2:45.6		Esther Desviat	ESP	27.1.82	Arganda	30 Mar 96
15	2:42.24		Georgia Peel	GBR	26.5.94	Moskva	23 May 10
16	2:38.58		Josephine White	GBR	7.12.60	London	9 Sep 77
17	2:35.80i		Mary Cain	USA	3.5.96	Boston (Roxbury)	8 Feb 14
	2:36.84		Hildegard Ullrich	GDR	20.12.59	Dresden	7 Aug 77
18	2:35.4		Irina Nikitina	RUS	16.1.61	Podolsk	5 Aug 79
	2:35.4		Katrin Wühn	GDR	19.11.65	Potsdam	12 Jul 84
19	2:35.1		Brigitte Kraus	FRG	12.8.56	Lüdenscheid	7 Jul 76
1500 Metres							
12	4:24.96		Georgie Clarke	AUS	17.6.84	Melbourne	23 Feb 97
13	4:15.86		Justina Chepchirchir	KEN	20.10.68	Brisbane	9 Oct 82
14	4:08.79		Jackline Maranga	KEN	16.12.77	Seoul	20 Sep 92
15	4:06.77		Georgie Clarke	AUS	17.6.84	Hobart	30 Jan 00
16	4:06.02		Ana Padurean	ROU	5.9.69	Pitești	28 Jun 86
17	3:53.91		Yin Lili	CHN	11.11.79	Shanghai	18 Oct 97
18	3:51.34		Lang Yinglai	CHN	22.8.79	Shanghai	18 Oct 97
19	3:51.34		Lang Yinglai	CHN	22.8.79	Shanghai	18 Oct 97
One Mile							
12	4:57.51i		Claudia Francis	USA	14.11.93	New York	12 Mar 06
	4:59.61		Sarah Hopkinson	ENG	11.8.91	Oxford	6 May 04
13	4:48.8		Katharina Denz	SUI	9.9.63	Los Angeles	12 Jun 77
14	4:40.1i		Mary Decker	USA	4.8.58	Richmond	16 Mar 73
	4:42.0		Mary Decker	USA	4.8.58	Bakersfield	19 May 73

AGE	MARK	NAME	COUNTRY	BORN	VENUE	DATE	
15	4:36.0	Gunvor Hilde	NOR	13.11.63	London	14 Sep 79	
16	4:28.25i	Mary Cain	USA	3.5.96	New York	16 Feb 13	
	4:33.13	Suzu Walsham	AUS	22.11.73	Sydney	7 Jan 90	
17	4:24.11i	Mary Cain	USA	3.5.96	Boston (Allston)	24 Jan 14	
	4:28.51	Mestawot Tadesse	ETH	19.7.85	Lille	15 Jun 03	
18	4:24.11i	Mary Cain	USA	3.5.96	Boston (Allston)	24 Jan 14	
	4:28.16	Stephanie Twell	GBR	17.8.89	Bruxelles	14 Sep 07	
19	4:17.57	Zola Budd	GBR	26.5.66	Zürich	21 Aug 85	
3000 Metres							
12	9:11.74	Justina Chepchirchir	KEN	20.10.68	Tokyo	9 May 81	
13	9:11.74	Justina Chepchirchir	KEN	20.10.68	Tokyo	9 May 81	
14	9:10.70	Daniela Fetere	LAT	28.8.90	Valmiera	25 May 05	
15	8:51.59	Lydia Cheromei	KEN	11.5.77	Bruxelles	28 Aug 92	
16	8:39.00	Zola Budd	RSA	26.5.66	Durban	2 Apr 83	
17	8:36.45	Ma Ningning	CHN	1.6.76	Jinan	6 Jun 93	
18	8:33.56i	Tirunesh Dibaba	ETH	1.10.85	Birmingham	20 Feb 04	
	8:36.45	Ma Ningning	CHN	20.9.76	Jinan	6 Jun 93	
19	8:28.83	Zola Budd (ex-RSA)	GBR	26.5.66	Roma	7 Sep 85	
5000 Metres							
12	15:53.8	Justina Chepchirchir	KEN	20.10.68	Kobe	3 May 81	
13	15:53.8	Justina Chepchirchir	KEN	20.10.68	Kobe	3 May 81	
14	15:53.8	Justina Chepchirchir	KEN	20.10.68	Kobe	3 May 81	
15	15:08.42	Guo Lingling	CHN	18.6.86	Guangzhou	23 Nov 01	
16	15:08.42	Guo Lingling	CHN	18.6.86	Guangzhou	23 Nov 01	
17	14:39.96	Yin Lili	CHN	11.11.79	Shanghai	23 Oct 97	
18	14:35.18	Sentayehu Ejigu	ETH	21.6.85	Bergen	11 Jun 04	
19	14:30.88	Tirunesh Dibaba	ETH	1.10.85	Bergen	11 Jun 04	
10,000 Metres							
12	33:06.76	Yang Lili	CHN	3.3.87	Tianjin	9 May 99	
13	33:06.76	Yang Lili	CHN	3.3.87	Tianjin	9 May 99	
14	32:22.67	Sun Guanghong	CHN	8.3.80	Nanjing	26 Oct 94	
15	31:15.38	Sally Barsosio	KEN	21.3.78	Stuttgart	21 Aug 93	
16	31:15.38	Sally Barsosio	KEN	21.3.78	Stuttgart	21 Aug 93	
17	30:39.98	Yin Lili	CHN	11.11.79	Shanghai	19 Oct 97	
18	30:26.50	Linet Masai	KEN	5.12.89	Beijing	15 Aug 08	
19	30:26.50	Linet Masai	KEN	5.12.89	Beijing	15 Aug 08	
2000 Metres Steeplechase							
12	6:59.22	Melissa Murrhly	NZL	31.1.90	Wanganui	19 Jan 03	
13	6:56.17	Jessica Giffillan	AUS	10.2.92	Gold Coast	2 Sep 05	
14	6:38.00	Jessica Giffillan	AUS	10.2.92	Gold Coast	6 Oct 06	
15	6:12.0A	Roseflina Chepngetich	KEN	17.6.97	Nairobi	11 Jun 13	
16	6:12.0A	Roseflina Chepngetich	KEN	17.6.97	Nairobi	11 Jun 13	
17	6:11.83	Korahubsh Itaa	ETH	28.2.92	Bressanone	10 Jul 09	
18	6:11.83	Korahubsh Itaa	ETH	28.2.92	Bressanone	10 Jul 09	
19	6:11.83	Korahubsh Itaa	ETH	28.2.92	Bressanone	10 Jul 09	
3000 Metres Steeplechase							
13	10:38.83	Jessica Giffillan	AUS	10.2.92	Gold Coast	19 Nov 05	
14	10:22.9A	Tigist Getnet	ETH	7.7.97	Addis Ababa	3 Jun 12	
15	9:38.44	Halima Hassen	ETH	10.11.92	Bydgoszcz	10 Jul 08	
16	9:33.19	Karoline Bjerkeli Grøvdal	NOR	14.6.90	Neerpelt	2 Jun 07	
17	9:20.55	Ruth Jebet	BRN	17.11.96	Zürich	28 Aug 14	
18	9:20.55	Ruth Jebet	BRN	17.11.96	Zürich	28 Aug 14	
19	9:20.37	Birtukan Adamu	ETH	29.4.92	Roma	26 May 11	
100 Metres Hurdles (76.2cm)							
13 84cm	14.21	0.0	Trinity Wilson	USA	4.9.94	San Francisco	12 Apr 08
14	13.34*	0.5	Sydney McLaughlin	USA	7.8.99	Greensboro	14 Jun 14
15 84cm	13.18A	1.4	Dior Hall	USA	2.1.96	Albuquerque	4 Jun 11
16	13.08	-0.4	Adrianna Lamalle	FRA	27.9.82	Bydgoszcz	18 Jul 99
17 84cm	12.84	1.5	Aliuska López	CUB	29.8.69	Zagreb	16 Jul 87

AGE	MARK	WIND	NAME	COUNTRY	BORN	VENUE	DATE
100 Metres Hurdles (76.2cm)							
13	14.21	0.0	Trinity Wilson	USA	4.9.94	San Francisco	12 Apr 08
14	13.34	0.5	Sydney McLaughlin	USA	7.8.99	Greensboro	14 Jun 14
15	13.18A	1.4	Dior Hall	USA	2.1.96	Albuquerque	4 Jun 11
16	13.14	-0.7	Aliuska López	CUB	29.8.69	Athina	18 Jul 86
17	12.84	1.5	Aliuska López	CUB	29.8.69	Zagreb	16 Jul 87
18	12.84	1.5	Aliuska López	CUB	29.8.69	Zagreb	16 Jul 87
19	12.70	1.1	Queen Harrison	USA	10.9.88	Tallahassee	31 May 08
400 Metres Hurdles							
13	60.46		Viivi Lehikoinen	FIN	27.8.99	Vaasa	27 Jul 13
14	55.63		Sydney McLaughlin	USA	7.8.99	Eugene	6 Jul 14
15	55.30		Li Rui	CHN	22.11.79	Nanjing	26 Oct 95
16	55.30		Li Rui	CHN	22.11.79	Nanjing	26 Oct 95
17	54.93		Li Rui	CHN	22.11.79	Shanghai	22 Oct 97
18	54.40		Wang Xing	CHN	30.11.86	Nanjing	21 Oct 05
19	54.14		Jana Pittman	AUS	9.11.82	Manchester	27 Jul 02
High Jump							
12	1.75		Stacey Destin	USA	7.11.96	Des Moines	4 Aug 09
13	1.81		Akela Jones	BAR	22.4.95	Bridgetown	20 Mar 09
14	1.89		Marina Kuptsova	RUS	22.12.81	Moskva	12 May 96
15	1.93i		Venelina Veneva	BUL	13.6.74	Tolbukhin	24 Feb 90
	1.90		Barbara Fiammengo	ITA	20.12.67	Riccione	17 Sep 83
	1.90		Venelina Veneva	BUL	13.6.74	Varna	24 May 90
	1.90		Marina Kuptsova	RUS	22.12.81	Moskva	27 May 97
	1.90		Marina Kuptsova	RUS	22.12.81	Ljubljana	27 Jul 97
	1.90		Marina Kuptsova	RUS	22.12.81	Moskva	18 Aug 97
16	1.95i		Marina Kuptsova	RUS	22.12.81	Brno	30 Jan 98
	1.94		Yelena Topchina	RUS	28.10.66	Schwechat	28 Aug 83
17	1.96A		Charmaine Gale	RSA	27.2.64	Bloemfontein	4 Apr 81
	1.96		Olga Turchak	KAZ	5.3.67	Donetsk	7 Sep 84
	1.96		Eleanor Patterson	AUS	22.5.96	Townsville	7 Dec 13
18	2.01		Heike Balck	GDR	19.8.70	Karl-Marx-Stadt	18 Jun 89
19	2.01		Olga Turchak	KAZ	5.3.67	Moskva	7 Jul 86
	2.01		Heike Balck	GDR	19.8.70	Karl-Marx-Stadt	18 Jun 89
	2.01		Blanka Vlašić	CRO	8.11.83	Zürich	15 Aug 03
Pole Vault							
12	3.65		Elizabeth Parnov	AUS	9.5.94	Perth	18 Feb 07
13	3.95i		Ekaterini Stefanídi	GRE	4.2.90	Athina	18 Jan 04
	3.92		Lisa Ryzih	GER	27.9.88	Rehlingen	3 Sep 02
14	4.15i		Ekaterini Stefanídi	GRE	4.2.90	Athina	29 Jan 05
	4.15		Victoria Parnov	AUS	24.10.90	Runaway Bay	5 Jul 05
	4.15		Rosbeilys Peinado	VEN	26.11.97	Barquisimeto	11 Sep 12
15	4.40		Elizabeth Parnov	AUS	9.5.94	Perth	17 Apr 10
	4.40A		Rosbeilys Peinado	VEN	26.11.97	Medellín	25 Aug 13
16	4.47		Angelica Bengtsson	SWE	8.7.93	Moskva	22 May 10
17	4.63i		Angelica Bengtsson	SWE	8.7.93	Stockholm	22 Feb 11
	4.60		Rosbeilys Peinado	VEN	26.11.97	Barquisimeto	20 May 15
18	4.63i		Angelica Bengtsson	SWE	8.7.93	Stockholm	22 Feb 11
	4.60		Rosbeilys Peinado	VEN	26.11.97	Barquisimeto	20 May 15
19	4.70		Holly Bleasdale	GBR	2.11.91	Mannheim	2 Jul 11
Long Jump							
12	5.97	0.0	Kumiko Ikeda	JPN	10.1.81	Sakata	17 Oct 93
13	6.22	0.5	Sun Mingming	CHN	23.9.86	Tianjin	25 Aug 00
14	6.52	1.7	Peng Fengmei	CHN	9.7.79	Beijing	5 Jun 94
15	6.64	2.0	Heike Daute	GDR	16.12.64	Santiago/CUB	15 Aug 80
16	6.91	1.0	Heike Daute	GDR	16.12.64	Jena	9 Aug 81
17	6.98	1.1	Heike Daute	GDR	16.12.64	Potsdam	18 Aug 82
18	7.14	1.1	Heike Daute	GDR	16.12.64	Bratislava	4 Jun 83
19	7.40	1.8	Heike Daute	GDR	16.12.64	Dresden	26 Jul 84
Triple Jump							
12	11.93i	-	Emmi Mäkinen	FIN	29.5.93	Jyväskylä	18 Mar 06
	11.74	0.6	Ciarra Brewer	USA	3.12.93	Folsom	11 Jun 06
13	12.46		Wu Lidan	CHN	1.3.87	Beijing	1 Sep 00

AGE	MARK	WIND	NAME	COUNTRY	BORN	VENUE	DATE
14	13.66	1.8	Deng Lina	CHN	16.3.92	Foshan	24 Nov 06
15	14.21	1.8	Dailenis Alcántara	CUB	10.8.91	La Habana	1 Mar 07
16	14.25	0.5	Dailenis Alcántara	CUB	10.8.91	Bydgoszcz	10 Jul 08
17	14.57	0.2	Huang Qiuyan	CHN	25.1.80	Shanghai	19 Oct 97
18	14.62	1.0	Tereza Marinova	BUL	5.9.77	Sydney	25 Aug 96
19	14.62	1.0	Tereza Marinova	BUL	5.9.77	Sydney	25 Aug 96
Shot Put (3Kg)							
12	13.92		Margaret Satupai	SAM	9.7.92	Adelaide	1 Dec 04
13	16.17		Margaret Satupai	SAM	9.7.92	Knox	20 Oct 05
14	17.83		Corrie de Bruin	NED	26.10.76	Bruxelles	19 Jul 91
15	19.06		Corrie de Bruin	NED	26.10.76	Breda	12 Apr 92
16	20.52		Corrie de Bruin	NED	26.10.76	Assen	13 Jun 93
17	20.52		Corrie de Bruin	NED	26.10.76	Assen	13 Jun 93
Shot Put (4Kg)							
12	11.42i		Zsófia Bácskay	HUN	18.3.97	Budapest	20 Feb 10
	11.13		Louisa Karena	NZL	2.3.86	North Shore	7 Nov 98
13	14.34A		Simoné du Toit	RSA	27.9.88	Pretoria	7 Sep 02
14	16.00		Bai Ping	CHN	18.1.92	Jinzhou	30 Aug 06
15	16.97		Li Min	CHN	9.11.81	Fushun	26 Apr 97
16	18.84		Simone Michel	GDR	18.12.60	Potsdam	10 Aug 77
17	19.48		Ines Wittich	GDR	14.11.69	Leipzig	29 Jul 87
18	20.51i		Heidi Krieger	GDR	20.7.65	Budapest	8 Feb 84
	20.24		Heidi Krieger	GDR	20.7.65	Split	30 Apr 84
19	21.30		Ilona Slupianek	GDR	24.9.56	Karl-Marx-Stadt	30 May 76
Discus Throw (1Kg)							
12	43.38		Viktoriya Sadova	RUS	18.3.93	Adler	17 Feb 06
13	48.82		Corrie de Bruin	NED	26.10.76	Zoetermeer	7 Oct 90
14	54.68		Corrie de Bruin	NED	26.10.76	Alphen	29 Jun 91
15	57.74		Ilke Wyludda	GDR	28.3.69	Cottbus	26 Jul 84
16	62.36		Ilke Wyludda	GDR	28.3.69	Halle	19 May 85
17	65.86		Ilke Wyludda	GDR	28.3.69	Neubrandenburg	1 Aug 86
18	71.64		Ilke Wyludda	GDR	28.3.69	Potsdam	20 Aug 87
19	74.40		Ilke Wyludda	GDR	28.3.69	Berlin GDR	13 Sep 88
Hammer Throw (3Kg)							
12	56.04		Zsófia Bácskay	HUN	18.3.97	Budapest	6 Mar 10
13	64.51		Zsófia Bácskay	HUN	18.3.97	Tatabánya	26 Sep 10
14	69.66		Bianca Perie	ROU	1.6.90	București	20 Mar 05
15	69.90		Réka Gyurátz	HUN	31.5.96	Szombathely	12 May 12
16	73.97		Zsófia Bácskay	HUN	18.3.97	Budapest	1 Mar 14
17	76.04		Réka Gyurátz	HUN	31.5.96	Zalaegerszeg	23 Jun 13
Hammer Throw (4Kg)							
12	47.37		Zsófia Bácskay	HUN	18.3.97	Szekszárd	22 Jun 09
13	55.92		Zsófia Bácskay	HUN	18.3.97	Tapolca	28 Aug 10
14	65.13		Bianca Perie	ROU	1.6.90	București	18 Mar 05
15	66.30		Zhang Wenxiu	CHN	22.3.86	Jinan	12 May 01
16	67.38		Bianca Perie	ROU	1.6.90	Beijing	16 Aug 06
17	71.16		Kamila Skolimowska	POL	4.11.82	Sydney	29 Sep 00
18	72.42		Zhang Wenxiu	CHN	22.3.86	Chengdu	3 Apr 04
19	73.24		Zhang Wenxiu	CHN	22.3.86	Changsha	24 Jun 05
Javelin Throw (500g)							
12	46.89		Carolina Visca	ITA	31.5.00	Roma	6 Apr 13
13 (600g)	53.65		Xu Xin	CHN	3.8.87	Shanghai	7 May 01
14 (600g)	57.45		Carolina Visca	ITA	31.5.00	Roma	18 Apr 15
15 (600g)	60.90		Liang Lili	CHN	16.11.83	Shenyang	18 Jun 99
16 (old model 600g)	66.40		Antoaneta Todorova	BUL	8.6.63	Sofiya	25 May 80
17 (old model 600g)	69.66		Antoaneta Todorova	BUL	8.6.63	Sofiya	7 Jun 81
Javelin Throw (600g)							
12	43.02		Jucilene Sales de Lima	BRA	14.9.90	São Caetano	21 Jun 03
13	53.65		Xu Xin	CHN	3.8.87	Shanghai	7 May 01
14	56.45		Xu Xin	CHN	3.8.87	Guangzhou	23 Nov 01
15	60.90		Liang Lili	CHN	16.11.83	Shenyang	18 Jun 99
16	60.90		Liang Lili	CHN	16.11.83	Shenyang	18 Jun 99

EVENT	MARK	NAME	COUNTRY	BORN	VENUE	DATE
17	62.93	Xue Juan	CHN	10.2.86	Changsha	27 Oct 03
18	62.93	Xue Juan	CHN	10.2.86	Changsha	27 Oct 03
19	66.49	Osleidis Menéndez	CUB	14.11.79	Leverkusen	5 Sep 99
Heptathlon						
14	5474	Peggy Beer	GDR	15.9.69	Plovdiv	5 Aug 84
15	5780	Heike Daute	GDR	16.12.64	Cottbus	18 Jul 80
16	6185	Shen Shengfei	CHN	21.1.81	Shanghai	18 Oct 97
17	6202	Jana Sobotka	GDR	3.10.65	Schwechat	28 Aug 83
18	6465	Sibylle Thiele	GDR	6.3.65	Schwechat	28 Aug 83
19	6542	Carolina Klüft	SWE	2.2.83	München	10 Aug 02
5000 Metres Walk						
12	24:04.5	Tatyana Kalmykova	RUS	10.1.90	Cheboksary	30 Aug 02
13	22:05.0	Wang Yan	CHN	3.5.71	Jiading	18 Mar 85
14	21:33.8	Wang Yan	CHN	3.5.71	Jian	9 Mar 86
15	21:33.8	Wang Yan	CHN	3.5.71	Jian	9 Mar 86
16	21:06.03	Anisyta Kornikova	RUS	23.10.89	Saransk	10 Jun 06
17	20:28.05	Tatyana Kalmykova	RUS	10.1.90	Ostrava	12 Jul 07
18	20:28.05	Tatyana Kalmykova	RUS	10.1.90	Ostrava	12 Jul 07
19	20:28.05	Tatyana Kalmykova	RUS	10.1.90	Ostrava	12 Jul 07
10,000 Metres Walk						
14	44:59.3	Wang Yan	CHN	3.5.71	Fuxin	30 Mar 86
15	44:26.7	Jin Bingjie	CHN	1.4.71	Xinglong	31 Mar 87
16	43:18.00	Li Hong	CHN	1.6.79	Nanjing	28 Apr 96
17	42:49.7	Gao Hongmiao	CHN	17.3.74	Jinan	15 Mar 92
18	42:43.0	Svetlana Vasilyeva	RUS	24.7.92	Sochi	27 Feb 11
19	42:43.0	Svetlana Vasilyeva	RUS	24.7.92	Sochi	27 Feb 11
20 Kilometres Walk						
14	1:38:11	Sofiya Kuzevanova	RUS	12.6.84	Adler	7 Feb 99
15	1:30:52	Jiang Kun	CHN	18.5.85	Dandong	13 Apr 01
16	1:30:52	Jiang Kun	CHN	18.5.85	Dandong	13 Apr 01
17	1:28:58	Bai Yanmin	CHN	29.6.87	Cixi	23 Apr 05
18	1:27:16	Song Hongjuan	CHN	4.7.84	Yangzhou	14 Apr 03
19	1:25:20	Olga Polyakova	RUS	23.9.80	Moskva	19 May 00





Hurdles




Pole Vault



Hammer Throw



Shot Put



Javelin Throw



Long Jump



Discus Throw



High Jump



Running



Welcome



Applause



Leap

COUNTRY INDEX

This section contains details of the best achievements of the 222 different teams (counting 1993's Yugoslavian "Independent World Championship" (IWP) participants) to have competed at the World Athletics Championships:

AFG, AHO, AIA, ALB, ALG, AND, ANG, ANT, ARG, ARM, ARU, ASA, AUS, AUT, AZE, BAH, BAN, BAR, BDI, BEL, BEN, BER, BHU, BIH, BIZ, BLR, BOL, BOT, BRA, BRN, BRU, BUL, BUR, CAF, CAM, CAN, CAY, CGO, CHA, CHI, CHN, CIV, CMR, COD, COK, COL, COM, CPV, CRC, CRO, CUB, CYP, CZE, DEN, DJI, DMA, DOM, ECU, EGY, ERI, ESA, ESP, EST, ETH, FIJ, FIN, FRA, FRG, FSM, GAB, GAM, GBR, GBS, GDR, GEO, GEQ, GER, GHA, GIB, GRE, GRN, GUA, GUI, GUM, GUY, HAI, HKG, HON, HUN, INA, IND, IRI, IRL, IRQ, ISL, ISR, ISV, ITA, IVB, IWP, JAM, JOR, JPN, KAZ, KEN, KGZ, KIR, KOR, KSA, KUW, LAO, LAT, LBA, LBR, LCA, LES, LIB, LIE, LTU, LUX, MAC, MAD, MAR, MAS, MAW, MDA, MDV, MEX, MGL, MHL, MKD, MLI, MLT, MNE, MNT, MON, MOZ, MRI, MTN, MYA, NAM, NCA, NED, NEP, NFI, NGR, NIG, NMI, NOR, NRU, NZL, OMA, PAK, PAN, PAR, PER, PHI, PLE, PLW, PNG, POL, POR, PRK, PRY, PUR, PYF, QAT, ROU, RSA, RUS, RWA, SAM, SCG, SEN, SEY, SIN, SKN, SLE, SLO, SMR, SOL, SOM, SRB, SRI, STP, SUD, SUI, SUR, SVK, SWE, SWZ, SYR, TAN, TCH, TGA, THA, TJK, TKM, TKS, TLS, TOG, TPE, TRI, TUN, TUR, TUV, UAE, UGA, UKR, URS, URU, USA, UZB, VAN, VEN, VIE, VIN, YAR, YEM, YUG, ZAM, ZIM

Of current IAAF members, only new members KOS / Kosovo and SSD / South Sudan have not yet participated independently at the championships

Every medal-winning performer is listed along with tables showing every placing in the first eight. The following information is given:

Years Entered:

The years in which the country entered the World Athletics Championships

Placing Tables:

Tables showing the country's placings in the first eight: overall, by men and women

Medallists:

A list of every medallist by the country. Gold medallists are emboldened

Best Placings:

If there are no medallists, the country's best overall placings are listed. In comparisons across events, we have selected the athlete who finished nearest to first place

AFG / Afghanistan

Years Entered: 1983 / 2003 / 2007 / 2009 / 2011

Best Placings:

Men	Masoud Azizi	100m: 2011-6h2
Women	Lima Azimi	100m: 2003-6h3

AHO / Netherlands Antilles

Years Entered: All from 1983 to 2009

Dissolved in 2010 and incorporated into The Netherlands

Placing Table:

Men	Gold	Silver	Bronze	4th	5th	6th	7th	8th
2005	-	-	-	-	-	1	-	-
2007	-	-	-	-	2	-	-	-
Totals	-	-	-	-	2	1	-	-

Best Placings:

Men	Churandy Martina	100m: 2007-5; 200m: 2007-5
Women	Evelyn Farrell	200m: 1983-dns/q3

AIA / Anguilla

Years Entered: All from 1983

Placing Table:

Women	Gold	Silver	Bronze	4th	5th	6th	7th	8th
2009	-	-	-	-	-	1	-	-
Totals	-	-	-	-	-	1	-	-

Best Placings:

Men	Kieron Rogers	100m: 2011-7q3
Women	Shara Proctor	LJ: 2009-6

ALB / Albania

Years Entered: 1983, then all from 1991

Best Placings:

Men	Ajet Toska	HT: 1991-22Q
Women	Mirëla Manjani	JT: 1995-12

ALG / Algeria

Years Entered: All from 1983

Placing Tables:

Overall	Gold	Silver	Bronze	4th	5th	6th	7th	8th
1991	2	-	1	-	1	-	-	-
1993	1	-	1	-	-	-	-	-
1995	2	-	-	-	-	-	-	-
1997	-	-	-	1	-	-	-	1
1999	-	-	1	-	-	-	-	-
2003	1	-	-	-	-	-	-	-
2005	-	-	-	-	2	-	1	1
2007	-	-	-	-	1	1	-	-
2011	-	-	-	-	-	-	-	1
Totals	6	-	3	1	4	1	1	3

Men	Gold	Silver	Bronze	4th	5th	6th	7th	8th
1991	1	-	1	-	-	-	-	-
1993	1	-	-	-	-	-	-	-
1995	1	-	-	-	-	-	-	-
1997	-	-	-	1	-	-	-	1
1999	-	-	1	-	-	-	-	-
2003	1	-	-	-	-	-	-	-
2005	-	-	-	-	2	-	-	1
2007	-	-	-	-	1	1	-	-
Totals	4	-	2	1	3	1	-	2

Women	Gold	Silver	Bronze	4th	5th	6th	7th	8th
1991	1	-	-	-	1	-	-	-
1993	-	-	1	-	-	-	-	-
1995	1	-	-	-	-	-	-	-
2005	-	-	-	-	-	-	1	-
2011	-	-	-	-	-	-	-	1
Totals	2	-	1	-	1	-	1	1

Medallists:

Men	Azzedine Brahmi	3000mSC: 1991-3
	Noureddine Morceli	1500m: 1991-1, 1993-1, 1995-1
	Djabir Saïd-Guerni	800m: 1999-3, 2003-1
Women	Hassiba Boulmerka	1500m: 1991-1, 1993-3, 1995-1

AND / Andorra

Years Entered: 1991 / 1995 / 1997 / 1999 / 2001 / 2003 / 2005 / 2007 / 2009 / 2013

Best Placings:

Men	Toni Bernadó	Mar: 2005-26
Women	Magui Moreno	HJ: 1991-28Q

ANG / Angola

Years Entered: 1983 / 1987 / 1991 / 1993 / 1995 / 1997 / 1999 / 2001 / 2003 / 2005 / 2007 / 2011 / 2013

Best Placings:

Men	João N'Tyamba	10,000m: 1999-13
Women	Alda Paulo	100m: 2011-8q4

ANT / Antigua & Barbuda

Years Entered: All from 1983

Placing Table:

Men	Gold	Silver	Bronze	4th	5th	6th	7th	8th
2009	-	-	-	1	-	-	-	-
2011	-	-	-	-	1	-	-	-
Totals	-	-	-	1	1	-	-	-

Best Placings:

Men	Daniel Bailey	100m: 2009-4
Women	Heather Samuel	100m: 1995-6q3

ARG / Argentina

Years Entered: All from 1983

Placing Table:

Men	Gold	Silver	Bronze	4th	5th	6th	7th	8th
1993	-	-	-	-	-	-	-	1
2013	-	-	-	-	-	-	1	-
Totals	-	-	-	-	-	-	1	1

Best Placings:

Men	Germán Lauro	SP: 2013-7
Women	Jennifer Dahlgren	HT: 2011-9

ARM / Armenia

Years Entered: All from 1993

Best Placings:

Men	Robert Emmiyan	LJ: 1995-11
Women	Ani Khachikyan	100m: 2009-5h5

ARU / Aruba

Years Entered: 1987 / 1991 / 1993 / 1995 / 1997 / 1999 / 2011 / 2013

Best Placings:

Men	Kim Reynierse	Mar: 1991-23
Women	Lia Melis	Mar: 1991-21

ASA / American Samoa

Years Entered: 1987 / 1991 / 1993 / 1995 / 1999 / 2001 / 2003, then all from 2007

Placing Table:

Women	Gold	Silver	Bronze	4th	5th	6th	7th	8th
1999	-	-	1	-	-	-	-	-
Totals	-	-	1	-	-	-	-	-

Medallists:

Men	None. Best Placing: Oakland Salavea	SP: 1995-29Q
Women	Lisa Misipeka	HT: 1999-3

AUS / Australia

Years Entered: All from 1976

Placing Tables:

Overall	Gold	Silver	Bronze	4th	5th	6th	7th	8th
1980	-	-	-	-	-	-	1	-
1983	1	-	-	-	-	1	2	1
1987	-	2	-	1	-	-	1	1
1991	-	-	-	-	2	2	-	2
1993	-	1	-	-	2	-	2	1
1995	-	1	1	1	2	-	-	1+1=
1997	1	1	2	-	-	-	1	-
1999	1	1	2	2	3	1	3	-
2001	1	-	2	2	-	-	-	-
2003	1	-	-	2	1	-	1	1
2005	-	-	1	-	1	1	-	1
2007	2	-	-	-	-	-	1	-
2009	2	-	2	1	1	2	1	-
2011	1	1	1	-	2	1	1	-
2013	-	2	1	-	1	-	1	1
Totals	10	9	12	9	15	8	15	9+1=

Men	Gold	Silver	Bronze	4th	5th	6th	7th	8th
1983	1	-	-	-	-	1	1	-
1987	-	-	-	1	-	-	1	-
1991	-	-	-	-	-	1	-	1
1993	-	-	-	-	2	-	-	1
1995	-	1	-	-	1	-	-	1+1=
1997	-	-	2	-	-	-	-	-
1999	-	1	-	2	1	-	1	-
2001	1	-	1	1	-	-	-	-
2003	-	-	-	2	1	-	-	-

2005	-	-	1	-	1	1	-	1
2007	1	-	-	-	-	-	1	-
2009	1	-	2	1	-	2	1	-
2011	-	1	1	-	2	-	1	-
2013	-	-	1	-	-	-	-	1
Totals	4	3	8	7	8	5	6	5+1=

Women	Gold	Silver	Bronze	4th	5th	6th	7th	8th
1980	-	-	-	-	-	-	1	-
1983	-	-	-	-	-	-	1	1
1987	-	2	-	-	-	-	-	1
1991	-	-	-	-	2	1	-	1
1993	-	1	-	-	-	-	2	-
1995	-	-	1	1	1	-	-	-
1997	1	1	-	-	-	-	1	-
1999	1	-	2	-	2	1	2	-
2001	-	-	1	1	-	-	-	-
2003	1	-	-	-	-	-	1	1
2007	1	-	-	-	-	-	-	-
2009	1	-	-	-	1	-	-	-
2011	1	-	-	-	-	1	-	-
2013	-	2	-	-	1	-	1	-
Totals	6	6	4	2	7	3	9	4

Medallists:

Men	Adam Basil	4x100mR: 2001-3
	Steve Brimacombe	4x100mR: 1995-2, 2001-3
	Nathan Deakes	50KmW: 2007-1
	Paul Di Bella	4x100mR: 2001-3
	Tim Forsyth	HJ: 1997-3
	Paul Henderson	4x100mR: 1995-2
	Steve Hooker	PV: 2009-1
	Tim Jackson	4x100mR: 1995-2
	Dmitri Markov	PV: 1999-2, 2001-1
	Damien Marsh	4x100mR: 1995-2
	Joel Milburn	4x400mR: 2009-3 (ran ht)
	Steve Moneghetti	Mar: 1997-3
	Craig Mottram	5000m: 2005-3
	Ben Offereins	4x400mR: 2009-3
	Matt Shirvington	4x100mR: 2001-3
	John Steffensen	4x400mR: 2009-3
	Jared Tallent	50KmW: 2011-3, 2013-3
	Tristan Thomas	4x400mR: 2009-3
	Mitchell Watt	LJ: 2009-3, 2011-2
	Sean Wroe	4x400mR: 2009-3
	Rob de Castella	Mar: 1983-1
Women	Daniela Costian	DT: 1993-2
	Bronwyn Eagles	HT: 2001-3
	Debbie Flintoff	400mH: 1987-2
	Cathy Freeman	400m: 1997-1, 1999-1; 4x400mR: 1995-3
	Melinda Gainsford	4x400mR: 1995-3
	Tatiana Grigorieva	PV: 1999-3
	Kim Mickle	JT: 2013-2
	Lee Naylor	4x400mR: 1995-3
	Sally Pearson	100mH: 2011-1, 2013-2
	Renée Poetschka	4x400mR: 1995-3
	Jana Rawlinson	400mH: 2003-1, 2007-1
	Dani Samuels	DT: 2009-1
	Kerry Saxby-Junna	10KmW: 1987-2; 20KmW: 1999-3
	Joanna Stone	JT: 1997-2

AUT / Austria

Years Entered: All from 1983

Placing Tables:

Overall	Gold	Silver	Bronze	4th	5th	6th	7th	8th
1983	-	-	-	-	-	-	-	1
1987	-	-	-	-	-	-	1	-
1991	-	-	-	-	-	-	2	-
1993	-	-	1	-	-	2	-	-
1999	-	-	-	-	-	2	-	-
2001	-	1	-	-	-	-	-	-
2009	-	-	-	-	-	-	-	1
Totals	-	1	1	-	-	2	5	2

Men	Gold	Silver	Bronze	4th	5th	6th	7th	8th
1983	-	-	-	-	-	-	-	1
1987	-	-	-	-	-	-	1	-
1991	-	-	-	-	-	-	1	-
2009	-	-	-	-	-	-	-	1
Totals	-	-	-	-	-	-	2	2

Women	Gold	Silver	Bronze	4th	5th	6th	7th	8th
1991	-	-	-	-	-	-	1	-
1993	-	-	1	-	-	2	-	-
1999	-	-	-	-	-	-	2	-
2001	-	1	-	-	-	-	-	-
Totals	-	1	1	-	-	2	3	-

Medallists:

Men	None. Best Placings:	
Men	Klaus Bodenmüller	SP: 1987-7
	Hermann Fehringer	PV: 1991-7
Women	Stephanie Graf	800m: 2001-2
	Sigrid Kirchmann	HJ: 1993-3

AZE / Azerbaijan

Years Entered: All from 1993

Placing Table:

Men	Gold	Silver	Bronze	4th	5th	6th	7th	8th
2009	-	-	-	-	-	-	1	-
Totals	-	-	-	-	-	-	1	-

Best Placings:

Men	Ramil Guliyev	200m: 2009-7
Women	Yana Kolpakova	200m: 2003-6h1

BAH / Bahamas

Years Entered: All from 1983

Placing Tables:

Overall	Gold	Silver	Bronze	4th	5th	6th	7th	8th
1991	-	-	-	-	1=	-	1	-
1993	-	-	-	-	1	-	-	-
1995	1	1	-	1	-	-	-	-
1997	-	-	1	-	-	1	1	-
1999	1	-	-	-	1	1	1	-
2001	3	-	1	-	1	-	-	-
2003	-	1	2	-	1	-	-	2
2005	1	1	-	3	-	-	-	1
2007	1	2	-	1	-	-	-	1
2009	-	1	1	1	1	1	1	-
2011	-	-	1	-	-	1	1	-
2013	-	-	-	1	-	1	-	-
Totals	7	6	6	7	5+1=	5	5	4

Men	Gold	Silver	Bronze	4th	5th	6th	7th	8th
1991	-	-	-	-	1=	-	-	-

1993	-	-	-	-	1	-	-	-
1995	1	-	-	-	-	-	-	-
1999	-	-	-	-	1	-	-	-
2001	2	-	-	-	-	-	-	-
2003	-	-	2	-	-	-	-	1
2005	-	1	-	2	-	-	-	-
2007	1	2	-	1	-	-	-	1
2009	-	-	-	1	1	-	-	-
2011	-	-	1	-	-	1	-	-
2013	-	-	-	-	-	1	-	-
Totals	4	3	3	4	2+1=	2	1	2

Women	Gold	Silver	Bronze	4th	5th	6th	7th	8th
1991	-	-	-	-	-	-	1	-
1995	-	1	-	1	-	-	-	-
1997	-	-	1	-	-	1	1	-
1999	1	-	-	-	1	-	1	-
2001	1	-	1	-	1	-	-	-
2003	-	1	-	-	1	-	-	1
2005	1	-	-	1	-	-	-	1
2009	-	1	1	-	-	1	1	-
2011	-	-	-	-	-	1	-	-
2013	-	-	-	1	-	-	-	-
Totals	3	3	3	3	3	3	4	2

Medallists:

Men	Derrick Atkins	100m: 2007-2
	Trevor Barry	HJ: 2011-3
	Chris Brown	4x400mR: 2001-1, 2003-3, 2005-2, 2007-2
	Dennis Darling	4x400mR: 2003-3
	Troy Kemp	HJ: 1995-1
	Michael Mathieu	4x400mR: 2007-2
	Troy McIntosh	4x400mR: 2001-1, 2005-2 (ran ht)
	Nathaniel McKinney	4x400mR: 2003-3, 2005-2, 2007-2 (ran ht)
	Avard Moncur	400m: 2001-1; 4x400mR: 2001-1, 2003-3, 2005-2, 2007-2
	Timothy Munnings	4x400mR: 2001-1
	Carl Oliver	4x400mR: 2001-1 (ran ht), 2003-3 (ran ht)
	Leevan Sands	TJ: 2003-3
	Donald Thomas	HJ: 2007-1
Women	André Williams	4x400mR: 2005-2, 2007-2
	Christine Amertil	4x100mR: 2009-2
	Eidece Clarke	4x100mR: 1999-1 (ran ht)
	Pauline Davis-Thompson	400m: 1995-2; 4x100mR: 1999-1
	Sheniqua Ferguson	4x100mR: 2009-2
	Debbie Ferguson-McKenzie	200m: 2001-1, 2009-3; 4x100mR: 1999-1, 2009-2
	Savatheda Fynes	100m: 1997-3; 4x100mR: 1999-1
	Chandra Sturup	100m: 2001-3, 2003-2; 4x100mR: 1999-1, 2009-2
	Tonique Williams/Darling	400m: 2005-1

BAN / Bangladesh

Years Entered: 1991 / 1993 / 1995 / 1997, then all from 2003

Placing Table:

Men	Mesbah Ahmed	100m: 2013-5h3
Women	Shamsun Nahar Chumky	100m: 2003-5h2
	Nilufar Yasmin	LJ: 1995-34Q

BAR / Barbados

Years Entered: All from 1983

Placing Tables:

Overall	Gold	Silver	Bronze	4th	5th	6th	7th	8th
1997	-	-	-	-	-	1	-	1
1999	-	-	-	3	-	-	-	-
2003	-	-	-	-	-	1	-	-
2005	-	-	-	-	-	1	-	-
2009	1	-	-	-	-	-	-	-
Totals	1	-	-	3	-	3	-	1

Men	Gold	Silver	Bronze	4th	5th	6th	7th	8th
1997	-	-	-	-	-	1	-	-
1999	-	-	-	2	-	-	-	-
2009	1	-	-	-	-	-	-	-
Totals	1	-	-	2	-	1	-	-

Women	Gold	Silver	Bronze	4th	5th	6th	7th	8th
1997	-	-	-	-	-	-	-	1
1999	-	-	-	1	-	-	-	-
2003	-	-	-	-	-	1	-	-
2005	-	-	-	-	-	1	-	-
Totals	-	-	-	1	-	2	-	1

Medallists:

Men	Ryan Brathwaite	110mH: 2009-1
Women	None. Best Placing:	
	Andrea Blackett	400mH: 1999-4

BDI / Burundi

Years Entered: All from 1983

Placing Table:

Men	Gold	Silver	Bronze	4th	5th	6th	7th	8th
1991	-	-	-	-	-	1	-	-
1993	-	-	-	-	1	-	1	-
1995	-	1	1	-	-	-	-	-
Totals	-	1	1	-	1	1	1	-

Medallists:

Men	Arthémon Hatungimana	800m: 1995-2
	Vénuste Niyongabo	1500m: 1995-3
Women	None. Best Placing:	
	Judith Nimpaye	100m: 1983-7h3; 200m: 1983-7h5

BEL / Belgium

Years Entered: All from 1983

Placing Tables:

Overall	Gold	Silver	Bronze	4th	5th	6th	7th	8th
1983	-	-	-	-	-	1	-	-
1987	-	-	1	-	1	-	-	-
1997	-	-	-	-	-	-	-	1
1999	-	-	1	-	-	-	-	1
2003	-	-	-	-	-	1	-	-
2005	-	-	-	-	-	1	1	-
2007	-	-	1	-	1	-	-	-
2009	-	-	-	1	-	-	-	-
2011	-	-	1	-	2	-	-	-
2013	-	-	-	1	1	-	-	-
Totals	-	-	4	2	5	3	1	2

Men	Gold	Silver	Bronze	4th	5th	6th	7th	8th
1983	-	-	-	-	-	1	-	-
1987	-	-	1	-	1	-	-	-
1997	-	-	-	-	-	-	-	1
1999	-	-	1	-	-	-	-	1
2009	-	-	-	1	-	-	-	-
2011	-	-	1	-	2	-	-	-
2013	-	-	-	1	1	-	-	-
Totals	-	-	3	2	4	1	-	2

Women	Gold	Silver	Bronze	4th	5th	6th	7th	8th
2003	-	-	-	-	-	1	-	-
2005	-	-	-	-	-	1	1	-
2007	-	-	1	-	1	-	-	-
Totals	-	-	1	-	1	2	1	-

Medallists:

Men	Kevin Borlée	400m: 2011-3
	Mohamed Mourhit	5000m: 1999-3
	William Van Dijck	3000mSC: 1987-3
Women	Olivia Borlée	4x100mR: 2007-3
	Kim Gevaert	4x100mR: 2007-3
	Hanna Marien	4x100mR: 2007-3
	Élodie Ouédraogo	4x100mR: 2007-3

BEN / Benin

Years Entered: 1983 / 1987 / 1991 / 1993 / 1995 / 1997 / 1999, then all from 2003

Best Placings:

Men	Jean-Claude Yekpe	400m: 1993-7q2
Women	Fabienne Féraez	200m: 2005-5s2

BER / Bermuda

Years Entered: 1983 / 1987 / 1991 / 1993 / 1995 / 1997 / 1999 / 2001 / 2009 / 2011 / 2013

Placing Table:

Men	Gold	Silver	Bronze	4th	5th	6th	7th	8th
1987	-	-	-	-	1	-	-	-
1991	-	-	-	-	-	1	-	-
1993	-	-	-	-	-	-	-	1
1995	-	1	-	-	-	-	-	-
1997	-	-	-	-	1	-	-	-
2001	-	-	-	-	-	1	-	-
Totals	-	1	-	-	2	2	-	1

Medallists:

Men	Brian Wellman	TJ: 1995-2
Women	None. Best Placing:	
	Jennifer Bean	800m: 1983-8s2

BHU / Bhutan

Years Entered: 1999 / 2009 / 2011 / 2013

Best Placings:

Men	Thinley Tenzin	1500m: 2013-13h1
Women	No competitors	

BIH / Bosnia & Herzegovina

Years Entered: All from 1993

Placing Table:

Men	Gold	Silver	Bronze	4th	5th	6th	7th	8th
2009	-	-	-	-	-	-	-	1
Totals	-	-	-	-	-	-	-	1

Best Placings:

Men	Hamza Alić	SP: 2009-8
Women	Dijana Kojić	400m: 1997-7h4, 1999-7h6

BIZ / Belize

Years Entered: 1983 / 1987 / 1991 / 1993 / 1995 / 1997 / 1999 / 2001 / 2003 / 2005 / 2007 / 2009 / 2011

Best Placings:

Men	Jonathon Williams	400mH: 2007-5s3
Women	Althea Moses	TJ: 1993-23Q

BLR / Belarus

Years Entered: All from 1993

Placing Tables:

Overall	Gold	Silver	Bronze	4th	5th	6th	7th	8th
1993	-	2	2	2	2	-	3	-
1995	2	3	2	-	1	1	1	2
1997	-	2	2	1	3	2	-	-
1999	-	-	-	1	-	1	1	1
2001	2	2	-	-	-	1	3	-
2003	3	1	3	-	1	1	2	-
2005	1	1	1	-	-	1	-	1
2007	1	1	-	1	1	2	2	-
2009	-	-	-	1	-	1	-	1
2011	-	1	-	1	2	-	-	-
2013	-	-	-	1	-	-	-	-
Totals	9	13	10	8	10	10	12	5

Men	Gold	Silver	Bronze	4th	5th	6th	7th	8th
1993	-	2	-	1	1	-	3	-
1995	-	3	2	-	-	1	-	1
1997	-	-	1	1	1	2	-	-
1999	-	-	-	-	-	-	1	-
2001	-	-	-	-	-	1	1	-
2003	2	-	1	-	-	1	1	-
2005	1	-	-	-	-	-	-	-
2007	1	-	-	1	-	-	1	-
2009	-	-	-	-	-	1	-	1
2011	-	-	-	-	1	-	-	-
Totals	4	5	4	3	3	6	7	2

Women	Gold	Silver	Bronze	4th	5th	6th	7th	8th
1993	-	-	2	1	1	-	-	-
1995	2	-	-	-	1	-	1	1
1997	-	2	1	-	2	-	-	-
1999	-	-	-	1	-	1	-	1
2001	2	2	-	-	-	-	2	-
2003	1	1	2	-	1	-	1	-
2005	-	1	1	-	-	1	-	1
2007	-	1	-	-	1	2	1	-
2009	-	-	-	1	-	-	-	-
2011	-	1	-	1	1	-	-	-
2013	-	-	-	1	-	-	-	-
Totals	5	8	6	5	7	4	5	3

Medallists:

Men	Igor Astapkovich	HT: 1993-2, 1995-2
	Vadim Devyatovski	HT: 2005-1

	Vladimir Dubrovshchik	DT: 1995-2
	Eduard Hämäläinen	Dec: 1993-2, 1995-2
	Vasily Kaptyukh	DT: 1995-3, 2003-3
	Mikhail Khmel'nitsky	20KmW: 1997-3
	Andrey Mikhnevich	SP: 2003-1
	Yevgeniy Misulya	20KmW: 1995-3
	Ivan Tikhon	HT: 2003-1, 2007-1
Women	Svetlana Buraga	Hep: 1993-3
	Oksana Dragun	4x100mR: 2005-3
	Olga Kardopol'tseva	10,000mW: 1997-2
	Yanina Korolchik	SP: 2001-1
	Yuliya Nesterenko	4x100mR: 2005-3
	Yelena Nevmerzhitskaya	4x100mR: 2005-3
	Nadezhda Ostapchuk	SP: 2003-2, 2007-2, 2011-2
	Natalya Sazanovich	Hep: 2001-2, 2003-3
	Natalya Shikolenko	JT: 1993-3, 1995-1
	Natalya Sologub	4x100mR: 2005-3
Valentina Tsybul'skaya	10,000mW: 1997-3; 20KmW: 2001-2, 2003-3	
Rita Turova	20KmW: 2005-2	
Irina Yatchenko	DT: 2003-1	
Ellina Zvereva	DT: 1995-1, 1997-2, 2001-1	

BOL / Bolivia

Years Entered: All from 1983

Best Placings:

Men	Eloy Quispe	50KmW: 1995-25
Women	Geovana Iruستا	20KmW: 2001-16

BOT / Botswana

Years Entered: All from 1983

Placing Tables:

Overall	Gold	Silver	Bronze	4th	5th	6th	7th	8th
---------	------	--------	--------	-----	-----	-----	-----	-----

2009	-	-	-	-	-	-	1	1
2011	1	-	-	-	-	-	-	-
2013	-	1	-	-	-	-	-	-
Totals	1	1	-	-	-	-	1	1

Men	Gold	Silver	Bronze	4th	5th	6th	7th	8th
-----	------	--------	--------	-----	-----	-----	-----	-----

2009	-	-	-	-	-	-	1	-
Totals	-	-	-	-	-	-	1	-

Women	Gold	Silver	Bronze	4th	5th	6th	7th	8th
-------	------	--------	--------	-----	-----	-----	-----	-----

2009	-	-	-	-	-	-	-	1
2011	1	-	-	-	-	-	-	-
2013	-	1	-	-	-	-	-	-
Totals	1	1	-	-	-	-	-	1

Medallists:

Men	None. Best Placing:	
	Gable Garenamotse	LJ: 2009-7
Women	Amantle Montsho	400m: 2011-1, 2013-2

BRA / Brazil

Years Entered: All from 1983

Placing Tables:

Overall	Gold	Silver	Bronze	4th	5th	6th	7th	8th
---------	------	--------	--------	-----	-----	-----	-----	-----

1983	-	-	1	-	1	1	-	2
1987	-	-	1	1	-	-	-	-

1991	-	1	-	1	-	-	1	-
1993	-	-	-	-	-	1	1	-
1995	-	-	1	1	1	1	-	1
1997	-	-	1	-	2	1	-	-
1999	-	2	1	1	-	-	-	1
2001	-	-	-	1	-	-	1	-
2003	-	1	-	-	2	-	-	1
2005	-	-	-	-	1	1	-	1
2007	-	1	-	1	-	1+1=	1	-
2009	-	-	-	-	2	-	2	1
2011	1	-	-	-	-	1	1	1
2013	-	-	-	-	1+1=	2	2	1
Totals	1	5	5	6	10+1=	9+1=	9	9

Men	Gold	Silver	Bronze	4th	5th	6th	7th	8th
-----	------	--------	--------	-----	-----	-----	-----	-----

1983	-	-	1	-	1	1	-	2
1987	-	-	1	1	-	-	-	-
1991	-	1	-	1	-	-	1	-
1993	-	-	-	-	-	1	1	-
1995	-	-	1	1	1	1	-	1
1997	-	-	1	-	2	1	-	-
1999	-	2	1	1	-	-	-	-
2001	-	-	-	1	-	-	-	-
2003	-	1	-	-	2	-	-	1
2005	-	-	-	-	-	1	-	1
2007	-	1	-	1	-	-	-	-
2009	-	-	-	-	-	-	1	1
2011	-	-	-	-	-	1	-	1
2013	-	-	-	-	1	2	2	1
Totals	-	5	5	6	7	8	5	8

Women	Gold	Silver	Bronze	4th	5th	6th	7th	8th
-------	------	--------	--------	-----	-----	-----	-----	-----

1999	-	-	-	-	-	-	-	1
2001	-	-	-	-	-	-	1	-
2005	-	-	-	-	1	-	-	-
2007	-	-	-	-	-	1+1=	1	-
2009	-	-	-	-	2	-	1	-
2011	1	-	-	-	-	-	1	-
2013	-	-	-	-	1=	-	-	-
Totals	1	-	-	-	3+1=	1+1=	4	1

Medallists:

Men	José Luiz Barbosa	800m: 1987-3, 1991-2
	Joaquim Cruz	800m: 1983-3
	Jadel Gregório	TJ: 2007-2
	Sanderlei Parrela	400m: 1999-2
	Édson Ribeiro	4x100mR: 1999-3, 2003-2
	André da Silva	4x100mR: 1999-3, 2003-2
	Claudinei da Silva	200m: 1997-3, 1999-2; 4x100mR: 1999-3
	Cláudio de Souza	4x100mR: 2003-2
	Raphael de Oliveira	4x100mR: 1999-3
	Vicente de Lima	4x100mR: 2003-2
	Luiz dos Santos	Mar: 1995-3
Women	Fabiana Murer	PV: 2011-1

BRN / Bahrain

Years Entered: 1983 / 1991 / 1993 / 1995 / 1997, then all from 2001

Placing Tables:

Overall	Gold	Silver	Bronze	4th	5th	6th	7th	8th
---------	------	--------	--------	-----	-----	-----	-----	-----

2005	2	-	-	-	1	-	1	-
2007	1	1	-	-	-	1	-	-
2009	2	-	1	-	-	-	-	-
2011	-	-	-	-	-	1	1	1
2013	-	-	-	-	-	1	-	-
Totals	5	1	1	-	1	3	2	1

Men	Gold	Silver	Bronze	4th	5th	6th	7th	8th
2005	2	-	-	-	-	-	1	-
2007	-	1	-	-	-	1	-	-
2009	1	-	1	-	-	-	-	-
2011	-	-	-	-	-	-	-	1
Totals	3	1	1	-	-	1	1	1

Women	Gold	Silver	Bronze	4th	5th	6th	7th	8th
2005	-	-	-	-	1	-	-	-
2007	1	-	-	-	-	-	-	-
2009	1	-	-	-	-	-	-	-
2011	-	-	-	-	-	1	1	-
2013	-	-	-	-	-	1	-	-
Totals	2	-	-	-	1	2	1	-

Medallists:

Men	Yusef Saad Kamel	800m: 2009-3; 1500m: 2009-1
	Rashid Ramzi	800m: 2005-1; 1500m: 2005-1, 2007-2
Women	Maryam Jamal	1500m: 2007-1, 2009-1

BRU / Brunei

Years Entered: 1991 / 1993 / 1995 / 1997 / 1999, then all from 2003

Best Placings:

Men	Lim Chee Wee	SP: 1991-20Q
Women	Tea Ai Seng	SP: 1995-23Q

BUL / Bulgaria

Years Entered: All from 1983

Placing Tables:

Overall	Gold	Silver	Bronze	4th	5th	6th	7th	8th
1983	-	-	3	2	1	1	2	1
1987	3	-	1	2	2+1=	1	3	4
1991	1	-	-	-	-	1	1	-
1993	-	-	1	1	1	1	-	1
1995	1	1	1	-	-	-	1	2
1997	-	1	-	-	-	1	-	-
1999	-	1	-	-	2	-	-	-
2001	-	-	1	2	-	-	-	1
2003	-	-	-	1	-	-	1	-
2007	-	-	1	-	-	-	-	-
2011	-	-	-	-	-	1	1	-
2013	-	-	-	-	-	-	-	1
Totals	5	3	8	8	6+1=	6	9	10

Men	Gold	Silver	Bronze	4th	5th	6th	7th	8th
1983	-	-	1	-	-	-	1	1
1987	1	-	-	-	1=	1	2	2
1991	-	-	-	-	-	-	1	-
1993	-	-	-	-	1	1	-	1
1995	-	-	-	-	-	-	-	2
1999	-	1	-	-	-	-	-	-
2001	-	-	-	-	-	-	-	1
2013	-	-	-	-	-	-	-	1
Totals	1	1	1	-	1+1=	2	4	8

Women	Gold	Silver	Bronze	4th	5th	6th	7th	8th
1983	-	-	2	2	1	1	1	-
1987	2	-	1	2	2	-	1	2
1991	1	-	-	-	-	1	-	-
1993	-	-	1	1	-	-	-	-

1995	1	1	1	-	-	-	-	1	-
1997	-	1	-	-	-	-	1	-	-
1999	-	-	-	-	-	2	-	-	-
2001	-	-	1	2	-	-	-	-	-
2003	-	-	-	1	-	-	-	1	-
2007	-	-	1	-	-	-	-	-	-
2011	-	-	-	-	-	-	1	1	-
Totals	4	2	7	8	5	4	5	2	2

Medallists:

Men	Rostislav Dimitrov	TJ: 1999-2
	Khristo Markov	TJ: 1987-1
	Atanas Tarev	PV: 1983-3
Women	Svetla Dimitrova	100mH: 1997-2
	Tsvetanka Khristova	DT: 1987-3, 1991-1
	Stefka Kostadinova	HJ: 1987-1, 1995-1
	Tereza Marinova	TJ: 2001-3
	Svetla Mitkova	SP: 1995-3
	Maria Petkova	DT: 1983-3
	Iva Prandzheva	TJ: 1993-3, 1995-2
	Daniela Yordanova	1500m: 2007-3
	Ginka Zagorcheva	100mH: 1983-3, 1987-1

BUR / Burkina Faso

Years Entered: All from 1983

Best Placings:

Men	Franck Zio	LJ: 1995-10
Women	Mariama Ouiminga	200m: 1991-6q1

CAF / Central African Republic

Years Entered: All from 1983

Best Placings:

Men	Mickaël Conjungo	DT: 1999-22Q
Women	Denise Ouabangui	400m: 1993-5h3

CAM / Cambodia

Years Entered: 1983 / 1997 / 1999, then all from 2005

Best Placings:

Men	Kieng Samorn	800m: 2013-6h3
Women	Kim Moh	LJ: 1983-24Q

CAN / Canada

Years Entered: All from 1976

Placing Tables:

Overall	Gold	Silver	Bronze	4th	5th	6th	7th	8th
1980	-	-	-	-	-	1	-	-
1983	-	-	-	2	4	2	2	3
1987	-	-	-	1	1	2	1	2
1991	-	1	1	1	-	1	-	2
1993	-	-	1	-	2	1	2	-
1995	2	1	1	1	1	-	-	-
1997	1	1	-	-	1	1	2	1
1999	-	2	-	-	-	1+1=	-	-
2001	-	-	-	-	1	1=	-	3
2003	1	-	1	-	-	1	-	1

2005	-	-	1	1	-	1=	-	2
2007	-	2	-	-	-	1	-	2
2009	-	1	-	-	1	-	-	1
2011	-	1	-	-	-	1	1	-
2013	-	1	4	-	-	3	-	1
Totals	4	10	9	6	11	15+3=	8	18

Men	Gold	Silver	Bronze	4th	5th	6th	7th	8th
1983	-	-	-	1	-	1	-	2
1987	-	-	-	-	1	-	1	1
1991	-	1	1	1	-	-	-	2
1993	-	-	1	-	1	1	1	-
1995	2	1	1	-	1	-	-	-
1997	1	1	-	-	-	-	2	1
1999	-	2	-	-	-	1=	-	-
2001	-	-	-	-	-	1=	-	2
2003	-	-	1	-	-	-	-	-
2005	-	-	1	1	-	-	-	2
2007	-	1	-	-	-	1	-	1
2009	-	-	-	-	1	-	-	-
2011	-	1	-	-	-	-	-	-
2013	-	-	4	-	-	1	-	1
Totals	3	7	9	3	4	4+2=	4	12

Medallists:

Men	Dylan Armstrong	SP: 2011-2, 2013-3
	Donovan Bailey	100m: 1995-1, 1997-2; 4x100mR: 1995-1, 1997-1
	Mark Boswell	HJ: 1999-2, 2003-3
	Aaron Brown	4x100mR: 2013-3
	Carlton Chambers	4x100mR: 1997-1 (ran ht)
	Tyler Christopher	400m: 2005-3
	Derek Drouin	HJ: 2013-3
	Robert Esmie	4x100mR: 1993-3, 1995-1, 1997-1
	Glenroy Gilbert	4x100mR: 1993-3, 1995-1, 1997-1
	Athee Mahorn	200m: 1991-3; 4x100mR: 1993-3
	Gary Reed	800m: 2007-2
	Dontea Richard-Kwok	4x100mR: 2013-3
	Gavin Smellie	4x100mR: 2013-3
	Mike Smith	Dec: 1991-2, 1995-3
	Bruny Surin	100m: 1995-2, 1999-2; 4x100mR: 1993-3, 1995-1, 1997-1
	Damian Warner	Dec: 2013-3
	Justyn Warner	4x100mR: 2013-3
Women	Brianne Eaton	Hep: 2013-2
	Perdita Felicien	100mH: 2003-1, 2007-2
	Priscilla Lopes-Schliep	100mH: 2009-2

CAY / Cayman Islands

Years Entered: All from 1987

Placing Tables:

Overall	Gold	Silver	Bronze	4th	5th	6th	7th	8th
1999	-	-	-	-	-	-	-	1
2001	-	-	1	-	1	-	-	-
2005	-	-	-	-	-	-	-	1
2007	-	-	-	-	-	-	-	1
Totals	-	-	1	-	1	-	-	3

Men	Gold	Silver	Bronze	4th	5th	6th	7th	8th
1999	-	-	-	-	-	-	-	1
2001	-	-	-	-	1	-	-	-
Totals	-	-	-	-	1	-	-	1

Women	Gold	Silver	Bronze	4th	5th	6th	7th	8th
2001	-	-	1	-	-	-	-	-
2005	-	-	-	-	-	-	-	1
2007	-	-	-	-	-	-	-	1
Totals	-	-	1	-	-	-	-	2

Medallists:

Men	None. Best Placing: Kareem Streete-Thompson	LJ: 2001-5
Women	Cydonie Mothersill	200m: 2001-3

CGO / Republic of Congo

Years Entered: 1987 / 1991 / 1993 / 1995 / 1997 / 1999 / 2001 / 2003 / 2005 / 2011 / 2013

Best Placings:

Men	Delivert Kimbembe	100m: 2011-7q1
Women	Judith Diankoléla Missengui	100mH: 1987-6h7
	Solène Eboulabeka	100mH: 2005-6h4
	Lasnet Nkouka	200m: 1993-6h7; 400m: 1993-6h3
	Léontine Tsiba	800m: 1997-6h1

CHA / Chad

Years Entered: 1987 / 1991 / 1993 / 1995 / 1997 / 1999 / 2001 / 2003 / 2005 / 2007 / 2011

Placing Table:

Women	Gold	Silver	Bronze	4th	5th	6th	7th	8th
2001	-	-	-	-	1	-	-	-
Totals	-	-	-	-	1	-	-	-

Best Placings:

Men	Paul Ngadjadoum	HJ: 1987-28Q
Women	Kaltouma Nadjina	400m: 2001-5

CHI / Chile

Years Entered: All from 1983

Placing Table:

Men	Gold	Silver	Bronze	4th	5th	6th	7th	8th
1993	-	-	-	-	-	1	-	-
Totals	-	-	-	-	-	1	-	-

Best Placings:

Men	Gert Weil	SP: 1993-6
Women	Natalia Ducó	SP: 2013-11

CHN / PR of China

Years Entered: All from 1983

Placing Tables:

Overall	Gold	Silver	Bronze	4th	5th	6th	7th	8th
1983	-	-	1	-	-	-	-	-
1987	-	-	1	-	-	-	3	2
1991	2	1	1	-	1	1	-	4
1993	4	2	2	2	1	1	-	-
1995	-	1	-	-	2	2	1	1
1997	-	-	-	3	2	2	2	1
1999	1	1	-	1	1	1	1	1
2001	-	-	-	1	1	-	-	-
2003	-	-	2	1	-	1	3	-
2005	-	1	-	2	6	1	1	-
2007	1	1	1	3	2	1	2	2
2009	1	1	2	1	3	1	1	1
2011	1	2	1	3	1	3+1=	-	2
2013	-	1	3	2	-	2	-	1
Totals	10	11	14	19	20	16+1=	14	15

Men	Gold	Silver	Bronze	4th	5th	6th	7th	8th
1983	-	-	1	-	-	-	-	-
1987	-	-	-	-	-	-	1	-
1991	-	-	-	-	-	-	-	2
1995	-	-	-	-	1	-	1	-
1997	-	-	-	1	1	-	-	-
1999	-	-	-	1	-	1	-	1
2003	-	-	1	-	-	1	1	-
2005	-	1	-	-	1	-	-	-
2007	1	-	-	-	1	-	1	-
2009	-	1	-	-	-	1	-	1
2011	-	1	-	2	-	-	-	1
2013	-	1	-	-	-	-	-	-
Totals	1	4	2	4	4	3	4	5

Women	Gold	Silver	Bronze	4th	5th	6th	7th	8th
1987	-	-	1	-	-	-	2	2
1991	2	1	1	-	1	1	-	2
1993	4	2	2	2	1	1	-	-
1995	-	1	-	-	1	2	-	1
1997	-	-	-	2	1	2	2	1
1999	1	1	-	-	1	-	1	-
2001	-	-	-	1	1	-	-	-
2003	-	-	1	1	-	-	2	-
2005	-	-	-	2	5	1	1	-
2007	-	1	1	3	1	1	1	2
2009	1	-	2	1	3	-	1	-
2011	1	1	1	1	1	3+1=	-	1
2013	-	-	3	2	-	2	-	1
Totals	9	7	12	15	16	13+1=	10	10

Medallists:

Men	Chen Ding	20KmW: 2013-2
	Liu Xiang	110mH: 2003-3, 2005-2, 2007-1, 2011-2
	Wang Hao	20KmW: 2009-2
	Zhu Jianhua	HJ: 1983-3
Women	Bai Xue	Mar: 2009-1
	Gong Lijiao	SP: 2009-3, 2013-3
	Huang Zhihong	SP: 1991-1, 1993-1, 1995-2
	Li Yanfeng	DT: 2011-1
	Liu Dong	1500m: 1993-1
	Liu Hong	20KmW: 2009-3, 2011-2, 2013-3
	Liu Hongyu	20KmW: 1999-1
	Min Chunfeng	DT: 1993-3
	Qu Yunxia	3000m: 1993-1
	Sun Yingjie	10,000m: 2003-3

Wang Yan	20KmW: 1999-2
Wang Junxia	10,000m: 1993-1
Wang Xiuting	10,000m: 1991-3
Xu Demei	JT: 1991-1
Yan Hong	10KmW: 1987-3
Zhang Linli	3000m: 1993-2
Zhang Lirong	3000m: 1993-3
Zhang Wenxiu	HT: 2007-3, 2011-3, 2013-3
Zhong Huandi	10,000m: 1991-2, 1993-2
Zhou Chunxiu	Mar: 2007-2

CIV / Ivory Coast

Years Entered: All from 1980

Placing Tables:

Overall	Gold	Silver	Bronze	4th	5th	6th	7th	8th
1987	-	-	-	-	-	-	1	-
1993	-	-	-	-	-	-	1	-
2001	-	-	-	-	1	-	-	-
2013	-	2	-	-	-	-	-	-
Totals	-	2	-	-	1	-	2	-

Men	Gold	Silver	Bronze	4th	5th	6th	7th	8th
1987	-	-	-	-	-	-	1	-
1993	-	-	-	-	-	-	1	-
2001	-	-	-	-	1	-	-	-
Totals	-	-	-	-	1	-	2	-

Women	Gold	Silver	Bronze	4th	5th	6th	7th	8th
2013	-	2	-	-	-	-	-	-
Totals	-	2	-	-	-	-	-	-

Medallists:

Men	None. Best Placing:	
	Ahmed Douhou	4x100mR: 2001-5
	Jean-Marie Irie	4x100mR: 2001-5
	Ibrahim Meité	4x100mR: 2001-5 (ran ht)
	Eric N'Dri Pacome	4x100mR: 2001-5
	Yves Sonan	4x100mR: 2001-5
Women	Murielle Ahoure	100m: 2013-2; 200m: 2013-2

CMR / Cameroon

Years Entered: All from 1987

Placing Table:

Women	Gold	Silver	Bronze	4th	5th	6th	7th	8th
2001	-	1	-	-	-	1	1	-
2003	-	1	-	-	-	-	1	-
Totals	-	2	-	-	-	1	2	-

Medallists:

Men	None. Best Placing:	
	Joseph Batangdon	200m: 2001-8s1
Women	Françoise Mbango	TJ: 2001-2, 2003-2

COD / DPR of Congo

Years Entered: 1983 / 1987 / 1991 / 1993 / 1995 / 1997 / 1999, then all from 2003

Best Placings:

Men	Gary Kikaya	400m: 2003-3s3
Women	Maguy Safi Makanda	100m: 2011-4h4

COK / Cook Islands

Years Entered: 1983 / 1987 / 1991 / 1993 / 1995 / 1997, then all from 2001

Best Placings:

Men Harmon Harmon LJ: 2003-33Q
Women Tereapii Tapoki DT: 2005-20Q

COL / Colombia

Years Entered: All from 1983

Placing Tables:

Overall	Gold	Silver	Bronze	4th	5th	6th	7th	8th
1987	-	-	-	-	-	-	-	1
1991	-	-	-	-	-	1	-	-
1993	-	-	-	1	-	-	-	-
1995	-	-	-	-	-	-	1	-
2005	-	-	-	-	-	1	-	-
2009	-	-	-	1	-	-	-	1
2011	-	-	2	-	-	-	-	-
2013	1	-	-	-	-	-	-	-
Totals	1	-	2	-	2	2	1	2

Men	Gold	Silver	Bronze	4th	5th	6th	7th	8th
1987	-	-	-	-	-	-	-	1
2009	-	-	-	1	-	-	-	-
2011	-	-	1	-	-	-	-	-
Totals	-	-	1	-	1	-	-	1

Women	Gold	Silver	Bronze	4th	5th	6th	7th	8th
1991	-	-	-	-	-	1	-	-
1993	-	-	-	1	-	-	-	-
1995	-	-	-	-	-	-	1	-
2005	-	-	-	-	-	1	-	-
2009	-	-	-	-	-	-	-	1
2011	-	-	1	-	-	-	-	-
2013	1	-	-	-	-	-	-	-
Totals	1	-	1	-	1	2	1	1

Medallists:

Men Luis López 20KmW: 2011-3
Women Caterine Ibagüen TJ: 2011-3, 2013-1

COM / Comoros

Years Entered: 1983 / 1991 / 1993 / 1997 / 1999 / 2003 / 2005 / 2009 / 2011 / 2013

Best Placings:

Men Abdillahi Soilihi Mar: 1991-36
Women Feta Ahamada 100m: 2011-7q6

CPV / Cape Verde Islands

Years Entered: 1993, then all from 1997

Best Placings:

Men Henry Andrade 110mH: 1993-6h3
Denielsan Martins 100m: 2013-6h4
Women Isménia do Frederico 100m: 1993-7h4

CRC / Costa Rica

Years Entered: All from 1983

Best Placings:

Men Nery Brenes 400m: 2007-4s1
Women Gabriela Patterson 200m: 2001-5h2

CRO / Croatia

Years Entered: All from 1993

Placing Tables:

Overall	Gold	Silver	Bronze	4th	5th	6th	7th	8th
2001	-	-	-	-	-	1	-	1
2003	-	-	-	-	-	-	1	-
2007	1	-	-	-	-	-	-	-
2009	1	-	-	-	-	-	1	-
2011	-	1	-	-	-	-	-	-
2013	1	-	-	-	-	-	-	-
Totals	3	1	-	-	-	1	2	1

Men	Gold	Silver	Bronze	4th	5th	6th	7th	8th
2009	-	-	-	-	-	-	1	-
Totals	-	-	-	-	-	-	1	-

Women	Gold	Silver	Bronze	4th	5th	6th	7th	8th
2001	-	-	-	-	-	1	-	1
2003	-	-	-	-	-	-	1	-
2007	1	-	-	-	-	-	-	-
2009	1	-	-	-	-	-	-	-
2011	-	1	-	-	-	-	-	-
2013	1	-	-	-	-	-	-	-
Totals	3	1	-	-	-	1	1	1

Medallists:

Men None. Best Placing:
András Hakiits HT: 2009-7
Women Sandra Perković DT: 2013-1
Blanka Vlašić HJ: 2007-1, 2009-1, 2011-2

CUB / Cuba

Years Entered: All from 1983

Placing Tables:

Overall	Gold	Silver	Bronze	4th	5th	6th	7th	8th
1983	-	1	-	-	-	-	1	2
1987	-	-	2	3	-	2	-	1
1991	-	2	-	1	1=	1	3	2
1993	2	1	-	5	-	3	-	2
1995	2	2	-	2	1	2	4	2
1997	4	1	1	2	-	1	2	-
1999	2	2	-	3	-	3	2	-
2001	3	1	2	2	-	-	1	1
2003	1	1	-	1	2	1	1	-
2005	3	2+1=	1	1	-	-	1	2
2007	1	2	-	2	1=	1	2	1
2009	1	4	1	-	1	-	1	3
2011	-	1	3	3	1	1	-	1
2013	-	1	2	1	1	1	-	1
Totals	19	21+1=	12	26	6+2=	16	18	18

Men	Gold	Silver	Bronze	4th	5th	6th	7th	8th
1983	-	1	-	-	-	-	1	-
1987	-	-	2	1	-	1	-	-
1991	-	1	-	1	1=	-	1	2
1993	1	-	-	2	-	1	-	-
1995	1	1	-	1	1	1	2	2
1997	3	1	1	2	-	-	1	-
1999	1	1	-	2	-	1	1	-
2001	1	1	-	2	-	-	-	-
2003	-	1	-	1	-	-	1	-

2005	-	1+1=	-	-	-	-	-	1
2007	-	-	-	2	1=	-	1	1
2009	-	2	1	-	1	-	-	1
2011	-	1	2	1	-	-	-	1
2013	-	1	-	1	-	-	-	-
Totals	7	12+1=	6	16	2+2=	4	8	8

Women	Gold	Silver	Bronze	4th	5th	6th	7th	8th
1983	-	-	-	-	-	-	-	2
1987	-	-	-	2	-	1	-	1
1991	-	1	-	-	-	1	2	-
1993	1	1	-	3	-	2	-	2
1995	1	1	-	1	-	1	2	-
1997	1	-	-	-	-	1	1	-
1999	1	1	-	1	-	2	1	-
2001	2	-	2	-	-	-	1	1
2003	1	-	-	-	2	1	-	-
2005	3	1	1	1	-	-	1	1
2007	1	2	-	-	-	1	1	-
2009	1	2	-	-	-	-	1	2
2011	-	-	1	2	1	1	-	-
2013	-	-	2	-	1	1	-	1
Totals	12	9	6	10	4	12	10	10

Medallists:

Men	Yoandri Betanzos	TJ: 2003-2, 2005-2
	Lázaro Borges	PV: 2011-2
	Alexis Copello	TJ: 2009-3
	Luis Delís	DT: 1983-2, 1987-3
	Anier García	110mH: 1999-2, 2001-2
	Roberto Hernández	4x400mR: 1987-3
	Guillermo Martínez	JT: 2009-2, 2011-3
	Lázaro Martínez	4x400mR: 1987-3
	Victor Moya	HJ: 2005-2=
	Agustín Pavó	4x400mR: 1987-3
	Iván Pedroso	LJ: 1995-1, 1997-1, 1999-1, 2001-1
	Leandro Peñalver	4x400mR: 1987-3
	Pedro Pichardo	TJ: 2013-2
	Yoelbi Quesada	TJ: 1997-1
	Javier Sotomayor	HJ: 1991-2, 1993-1, 1995-2, 1997-1
	Leonel Suárez	Dec: 2009-2, 2011-3
	Norberto Téllez	800m: 1997-2
	Aliecer Urrutia	TJ: 1997-3
Women	Yamilé Aldama	TJ: 1999-2
	Yarelis Barrios	DT: 2007-2, 2009-2, 2011-3, 2013-3
	Sonia Bisset	JT: 2001-3
	Zulia Calatayú	800m: 2005-1
	Silvia Costa	HJ: 1993-2
	Mabel Gay	TJ: 2009-2
	Osleidys Menéndez	JT: 2001-1, 2005-1
	Niurka Montalvo	LJ: 1995-2
	Yipsi Moreno	HT: 2001-1, 2003-1, 2005-1, 2007-2
	Daimí Pernía	400mH: 1999-1, 2001-3
	Ioannet Quintero	HJ: 1993-1
	Ana Quirot	800m: 1991-2, 1995-1, 1997-1
	Yargelis Savigne	LJ: 2005-3; TJ: 2005-2, 2007-1, 2009-1
	Yarisley Silva	PV: 2013-3

CYP / Cyprus

Years Entered: 1983 / 1987 / 1991 / 1993 / 1995 / 1997 / 1999 / 2003 / 2005 / 2007 / 2009 / 2013

Placing Tables:

Overall	Gold	Silver	Bronze	4th	5th	6th	7th	8th
2007	-	-	1	-	-	-	-	-
2009	-	1	-	-	-	-	-	1
Totals	-	1	1	-	-	-	-	1

Men	Gold	Silver	Bronze	4th	5th	6th	7th	8th
2007	-	-	1	-	-	-	-	-
2009	-	1	-	-	-	-	-	-
Totals	-	1	1	-	-	-	-	-

Women	Gold	Silver	Bronze	4th	5th	6th	7th	8th
2009	-	-	-	-	-	-	-	1
Totals	-	-	-	-	-	-	-	1

Medallists:

Men	Kyriakos Ioannou	HJ: 2007-3, 2009-2
Women	None: Best Placing:	
	Eleni Artimata	200m: 2009-8

CZE / Czech Republic

Years Entered: All from 1993
See also Czechoslovakia for 1983-1991

Placing Tables:

Overall	Gold	Silver	Bronze	4th	5th	6th	7th	8th
1993	1	-	-	-	-	-	2	-
1995	1	-	-	-	1	-	-	-
1997	2	-	-	-	2	2	-	1
1999	2	-	1	1+1=	-	1+2=	-	1
2001	2	-	-	1	-	2	1	1
2003	-	1	-	2	1	-	1	-
2005	-	1	2	-	1+1=	-	-	1
2007	2	1	-	1	1=	-	-	1
2009	-	1	-	-	1=	1	-	-
2011	-	1	-	2	-	1	2	1
2013	2	-	1	-	2	-	3	1+1=
Totals	12	5	4	7+1=	7+3=	7+2=	9	7+1=

Men	Gold	Silver	Bronze	4th	5th	6th	7th	8th
1993	1	-	-	-	-	-	-	-
1995	1	-	-	-	1	-	-	-
1997	1	-	-	-	-	-	-	1
1999	1	-	1	-	-	-	-	1
2001	2	-	-	-	-	1	1	-
2003	-	1	-	2	-	-	1	-
2005	-	1	-	-	1=	-	-	1
2007	1	-	-	-	1=	-	-	1
2009	-	-	-	-	1=	1	-	-
2011	-	-	-	2	-	-	-	-
2013	1	-	1	-	2	-	1	-
Totals	8	2	2	4	3+3=	2	3	4

Women	Gold	Silver	Bronze	4th	5th	6th	7th	8th
1993	-	-	-	-	-	-	2	-
1997	1	-	-	-	2	2	-	-
1999	1	-	-	1+1=	-	1+2=	-	-
2001	-	-	-	1	-	1	-	1
2003	-	-	-	-	1	-	-	-
2005	-	-	2	-	1	-	-	-
2007	1	1	-	1	-	-	-	-
2009	-	1	-	-	-	-	-	-
2011	-	1	-	-	-	1	2	1
2013	1	-	-	-	-	-	2	1+1=
Totals	4	3	2	3+1=	4	5+2=	6	3+1=

Medallists:

Men	Tomáš Dvořák	Dec: 1997-1, 1999-1, 2001-1
-----	--------------	-----------------------------

	Lukáš Melich	HT: 2013-3
	Vítězslav Veselý	JT: 2013-1
	Roman Šebrle	Dec: 2003-2, 2005-2, 2007-1
	Jan Železný	JT: 1993-1, 1995-1, 1999-3, 2001-1
Women	Kateřina Baďurová	PV: 2007-2
	Věra Cechlová	DT: 2005-3
	Ludmila Formanová	800m: 1999-1
	Pavla Hamáčková	PV: 2005-3
	Zuzana Hejnová	400mH: 2013-1
	Šárka Kašpárková	TJ: 1997-1
	Barbora Špotáková	JT: 2007-1, 2009-2, 2011-2

DEN / Denmark

Years Entered: All from 1980

Placing Tables:

Overall	Gold	Silver	Bronze	4th	5th	6th	7th	8th
1993	-	-	1	-	-	-	-	-
1995	1	-	-	-	-	-	-	-
1997	1	-	-	-	-	-	-	1
1999	1	-	-	-	-	-	-	-
2003	-	-	1	-	-	-	-	-
2005	-	-	-	1	1	-	-	-
Totals	3	-	1	2	1	-	-	1

Men	Gold	Silver	Bronze	4th	5th	6th	7th	8th
1995	1	-	-	-	-	-	-	-
1997	1	-	-	-	-	-	-	1
1999	1	-	-	-	-	-	-	-
2003	-	-	-	1	-	-	-	-
2005	-	-	-	-	1	-	-	-
Totals	3	-	-	1	1	-	-	1

Women	Gold	Silver	Bronze	4th	5th	6th	7th	8th
1993	-	-	1	-	-	-	-	-
2005	-	-	-	1	-	-	-	-
Totals	-	-	1	1	-	-	-	-

Medallists:

Men	Wilson Kipketer	800m: 1995-1, 1997-1, 1999-1
Women	Renata Nielsen	LJ: 1993-3

DJI / Djibouti

Years Entered: 1983 / 1987 / 1991 / 1993 / 1995 / 1997 / 1999, then all from 2003

Placing Table:

Men	Gold	Silver	Bronze	4th	5th	6th	7th	8th
1987	-	1	-	-	-	-	-	-
1991	-	1	-	-	-	-	-	-
2013	-	-	1	-	-	-	-	-
Totals	-	2	1	-	-	-	-	-

Medallists:

Men	Ahmed Salah	Mar: 1987-2, 1991-2
	Ayanleh Souleiman	800m: 2013-3
Women	None. Best Placings:	
	Zourah Ali	800m: 2011-8h2
	Markabo Djama Liban	800m: 2005-8h2

DMA / Dominica

Years Entered: All from 1987

Placing Table:

Men	Gold	Silver	Bronze	4th	5th	6th	7th	8th
1995	-	-	1	-	-	-	-	-
1997	-	-	-	-	-	1	-	-
Totals	-	-	1	-	-	1	-	-

Medallists:

Men	Jérôme Romain	TJ: 1995-3
Women	None. Best Placings:	
	Hermin Joseph	100m: 1995-5q1

DOM / Dominican Republic

Years Entered: 1983 / 1991, then all from 1995

Placing Tables:

Overall	Gold	Silver	Bronze	4th	5th	6th	7th	8th
1983	-	-	-	-	1	-	-	-
2001	1	-	-	-	-	-	-	-
2003	1	-	-	-	-	-	-	1
2007	-	1	-	-	-	-	1	-
2009	-	-	-	-	-	1	-	1
2011	-	-	-	1	-	-	-	-
2013	-	-	1	-	1	-	-	-
Totals	2	1	1	1	2	1	1	2

Men	Gold	Silver	Bronze	4th	5th	6th	7th	8th
1983	-	-	-	-	1	-	-	-
2001	1	-	-	-	-	-	-	-
2003	1	-	-	-	-	-	-	-
2007	-	1	-	-	-	-	1	-
2009	-	-	-	-	-	1	-	1
2011	-	-	-	1	-	-	-	-
2013	-	-	1	-	1	-	-	-
Totals	2	1	1	1	2	1	1	1

Women	Gold	Silver	Bronze	4th	5th	6th	7th	8th
2003	-	-	-	-	-	-	-	1
Totals	-	-	-	-	-	-	-	1

Medallists:

Men	Luguelín Santos	400m: 2013-3
	Félix Sánchez	400mH: 2001-1, 2003-1, 2007-2
Women	None. Best Placing:	
	Juana Arrendel	HJ: 2003-8

ECU / Ecuador

Years Entered: All from 1983

Placing Table:

Men	Gold	Silver	Bronze	4th	5th	6th	7th	8th
1999	-	1	-	-	-	-	-	-
2001	-	-	-	-	-	-	-	1
2003	1	-	-	-	-	-	-	-
2005	1	-	-	-	-	-	-	-
2007	1	-	-	-	-	-	-	-
Totals	3	1	-	-	-	-	-	1

Medallists:

Men	Jefferson Pérez	20KmW: 1999-2, 2003-1, 2005-1, 2007-1
Women	None. Best Placing:	
	Nancy Vallecilla	100mH: 1987-8s1

EGY / Egypt

Years Entered: All from 1983

Placing Table:

Men	Gold	Silver	Bronze	4th	5th	6th	7th	8th
2007	-	-	-	-	-	1	-	-
2013	-	-	-	-	-	-	1	-
Totals	-	-	-	-	-	1	1	-

Best Placings:

Men	Omar El-Ghazaly	DT: 2007-6
Women	Marwa Hussein	HT: 2003-20Q

ERI / Eritrea

Years Entered: All from 1997

Placing Table:

Men	Gold	Silver	Bronze	4th	5th	6th	7th	8th
2003	-	-	-	-	-	-	-	1
2005	-	-	-	-	-	1	-	-
2007	-	-	-	2	-	-	-	-
2009	-	1	-	-	-	-	-	-
2011	-	-	-	1	-	-	-	-
2013	-	-	-	-	-	-	-	1
Totals	-	1	-	3	-	1	-	2

Medallists:

Men	Zersenay Tadesse	10,000m: 2009-2
Women	None. Best Placings: Simret Sultan	5000m: 2007-8h1

ESA / El Salvador

Years Entered: All from 1983

Best Placings:

Men	Jaime Comandari	SP: 1993-31Q
Women	Kriscia García Karla Hernández	1500m: 1983-7h1 200m: 2003-7h4

ESP / Spain

Years Entered: All from 1976

Placing Tables:

Overall	Gold	Silver	Bronze	4th	5th	6th	7th	8th
1983	-	1	-	1	1	-	1	-
1987	-	1	1	1	-	1	-	1
1991	-	-	1	-	2	-	1	2
1993	2	1	2	1	1	1	1	-
1995	1	1	-	-	2	2	-	2
1997	1	3	1	1	-	1	1	2
1999	2	1	1	2	1	2	-	3
2001	-	2	1	3	4	6	1	-
2003	-	3	2	1	1	3	1	2
2005	-	1	1	2	2	3	-	1
2007	-	1	2	-	-	2	4	1
2009	1	-	1	1	1	1	1	1
2011	-	-	1	1	-	-	-	-
2013	-	-	1+1=	1	1	1	-	-
Totals	7	15	15+1=	15	16	23	11	15

Men	Gold	Silver	Bronze	4th	5th	6th	7th	8th
1983	-	1	-	1	1	-	1	-
1987	-	1	1	-	-	1	-	1
1991	-	-	-	-	2	-	-	2

1993	2	1	1	1	1	-	1	-
1995	1	1	-	-	2	1	-	1
1997	1	3	1	-	-	1	1	2
1999	1	1	1	2	1	1	-	1
2001	-	1	-	3	3	5	-	-
2003	-	2	2	-	1	3	1	2
2005	-	1	1	1	1	2	-	1
2007	-	1	-	-	-	1	4	-
2009	-	-	1	-	-	-	-	1
2011	-	-	-	1	-	-	-	-
2013	-	-	1	1	-	-	-	-
Totals	5	13	9	10	12	15	8	11

Women	Gold	Silver	Bronze	4th	5th	6th	7th	8th
1987	-	-	-	1	-	-	-	-
1991	-	-	1	-	-	-	1	-
1993	-	-	1	-	-	1	-	-
1995	-	-	-	-	-	1	-	1
1997	-	-	-	1	-	-	-	-
1999	1	-	-	-	-	1	-	2
2001	-	1	1	-	1	1	1	-
2003	-	1	-	1	-	-	-	-
2005	-	-	-	1	1	1	-	-
2007	-	-	2	-	-	1	-	1
2009	1	-	-	1	1	1	1	-
2011	-	-	1	-	-	-	-	-
2013	-	-	1=	-	1	1	-	-
Totals	2	2	6+1=	5	4	8	3	4

Medallists:

Men	Abel Antón	Mar: 1997-1, 1999-1
	Fermin Cacho	1500m: 1993-2, 1997-2
	Reyes Estévez	1500m: 1997-3, 1999-3
	Francisco Javier Fernández	20KmW: 2003-2, 2005-2, 2007-2
	Martín Fiz	Mar: 1995-1, 1997-2
	Jesús Ángel García	50KmW: 1993-1, 1997-2, 2001-2, 2009-3
	José Luis González	1500m: 1987-2
	Yago Lamela	LJ: 1999-2, 2003-3
	Miguel Ángel López	20KmW: 2013-3
	Eliseo Martín	3000mSC: 2003-3
	José Marín	20KmW: 1987-3; 50KmW: 1983-2
	Valentí Massana	20KmW: 1993-1, 1995-2
	Juan Manuel Molina	20KmW: 2005-3
	Daniel Plaza	20KmW: 1993-3
	Julio Rey	Mar: 2003-2
Women	Ruth Beitía	HJ: 2013-3=
	Marta Domínguez	5000m: 2001-2, 2003-2; 3000mSC: 2009-1
	Encarna Granados	10KmW: 1993-3
	Mayte Martínez	800m: 2007-3
	Niurka Montalvo	LJ: 1999-1, 2001-3
	Sandra Myers	400m: 1991-3
	Montserrat Pujol	400mH: 1980-2
	Natalia Rodríguez	1500m: 2011-3
	María Vasco	20KmW: 2007-3

EST / EstoniaYears Entered: All from 1993
See also USSR for 1983-1991**Placing Tables:**

Overall	Gold	Silver	Bronze	4th	5th	6th	7th	8th
1993	-	-	-	-	-	-	1	-
1995	-	-	-	1	-	-	-	-

1997	-	-	-	-	-	1	-	-
2001	-	1	-	-	-	-	-	-
2003	-	1	-	-	-	-	2	-
2005	1	1	-	1	-	1	-	-
2007	1	-	-	-	-	-	-	1
2009	-	-	1	-	-	-	-	1
2011	-	1	-	1	-	-	-	-
2013	-	-	1	-	-	-	-	1
Totals	2	4	2	3	-	2	3	3

Men	Gold	Silver	Bronze	4th	5th	6th	7th	8th
1993	-	-	-	-	-	-	1	-
1995	-	-	-	1	-	-	-	-
1997	-	-	-	-	-	1	-	-
2001	-	1	-	-	-	-	-	-
2003	-	1	-	-	-	-	1	-
2005	1	1	-	1	-	1	-	-
2007	1	-	-	-	-	-	-	1
2009	-	-	1	-	-	-	-	-
2011	-	1	-	1	-	-	-	-
2013	-	-	1	-	-	-	-	1
Totals	2	4	2	3	-	2	2	2

Women	Gold	Silver	Bronze	4th	5th	6th	7th	8th
2003	-	-	-	-	-	-	1	-
2009	-	-	-	-	-	-	-	1
Totals	-	-	-	-	-	-	1	1

Medallists:

Men	Gerd Kanter	DT: 2005-2, 2007-1, 2009-3, 2011-2, 2013-3
	Erki Nool	Dec: 2001-2
	Andrus Värnik	JT: 2003-2, 2005-1
Women	None. Best Placing: Larisa Netšeporuk	Hep: 2003-7

ETH / Ethiopia

Years Entered: All from 1983

Placing Tables:

Overall	Gold	Silver	Bronze	4th	5th	6th	7th	8th
1983	-	1	-	-	-	-	1	-
1991	-	1	-	-	-	-	-	1
1993	1	1	1	1	-	-	-	-
1995	1	1	-	-	-	1	-	1
1997	1	-	-	1	1	-	1	-
1999	2	-	3	2	1	3	2	1
2001	2	3	3	2	-	-	3	1
2003	3	2	2	-	-	2	-	-
2005	3	4	2	2	-	1	2	2
2007	3	1	-	-	1	2	1	1
2009	2	2	4	3	3	2	-	1
2011	1	-	4	2	4	1	1	4
2013	3	3	4	2	3	-	2	2
Totals	22	19	23	15	13	12	13	14

Men	Gold	Silver	Bronze	4th	5th	6th	7th	8th
1983	-	1	-	-	-	-	1	-
1991	-	1	-	-	-	-	-	-
1993	1	1	1	1	-	-	-	-
1995	1	-	-	-	-	1	-	1
1997	1	-	-	-	1	-	1	-
1999	1	-	1	1	-	2	1	1
2001	1	2	1	2	-	-	2	1
2003	1	1	2	-	-	1	-	-
2005	1	2	-	-	-	-	2	1
2007	1	1	-	-	1	1	-	1
2009	2	1	1	2	1	2	-	-

2011	1	-	3	-	2	-	1	2
2013	1	3	1	1	1	-	2	1
Totals	12	13	10	7	6	7	10	8
Women	Gold	Silver	Bronze	4th	5th	6th	7th	8th
1991	-	-	-	-	-	-	-	1
1995	-	1	-	-	-	-	-	-
1997	-	-	-	1	-	-	-	-
1999	1	-	2	1	1	1	1	-
2001	1	1	2	-	-	-	1	-
2003	2	1	-	-	-	1	-	-
2005	2	2	2	2	-	1	-	1
2007	2	-	-	-	-	1	1	-
2009	-	1	3	1	2	-	-	1
2011	-	-	1	2	2	1	-	2
2013	2	-	3	1	2	-	-	1
Totals	10	6	13	8	7	5	3	6

Medallists:

Men	Gezahegn Abera	Mar: 2001-1
	Mohammed Aman	800m: 2013-1
	Kebede Balcha	Mar: 1983-2
	Fita Bayissa	5000m: 1991-2, 1993-3
	Kenenisa Bekele	5000m: 2003-3, 2009-1; 10,000m: 2003-1, 2005-1, 2007-1, 2009-1
	Lelesa Desisa	Mar: 2013-2
	Degen Gebremskel	5000m: 2011-3
	Hagos Gebrhiwet	5000m: 2013-2
	Haile Gebrselassie	5000m: 1993-2; 10,000m: 1993-1, 1995-1, 1997-1, 1999-1, 2001-3, 2003-2 10,000m: 2011-1, 2013-2
	Ibrahim Jeylan	Mar: 2009-3
	Tsegaye Kebede	Mar: 2011-3
	Feyisa Liesa	1500m: 2009-2
	Deresse Mekonnen	10,000m: 2011-3
	Imane Merga	10,000m: 1999-3, 2001-2
	Assefa Mezegebu	5000m: 2005-2; 10,000m: 2003-3, 2005-2, 2007-2
	Sileshi Sihine	Mar: 2013-3
Women	Berhane Adere	5000m: 2001-2 10,000m: 2001-2, 2003-1, 2005-2
	Sofia Assefa	3000mSC: 2013-3
	Wude Ayalew	10,000m: 2009-3
	Almaz Ayona	5000m: 2013-3
	Meseret Defar	5000m: 2005-2, 2007-1, 2009-3, 2011-3, 2013-1 5000m: 2005-3; 10,000m: 2005-3
	Ejegayehu Dibaba	5000m: 2003-1, 2005-1; 10,000m: 2005-1, 2007-1, 2013-1
	Kutre Dulecha	1500m: 1999-3
	Worknesh Kidane	10,000m: 2003-2
	Meselech Melkamu	10,000m: 2009-2
	Aselefech Mergia	Mar: 2009-3
	Beleynesh Oljira	10,000m: 2013-3
	Derartu Tulu	10,000m: 1995-2, 2001-1
	Gete Wami	10,000m: 1999-1, 2001-3
	Ayelech Worku	5000m: 1999-3, 2001-3

FIJ / Fiji

Years Entered: All from 1983

Best Placings:

Men	Leslie Copeland	JT: 2011-22Q
	Eroni Tuivanuavou	LJ: 2005-22Q

Women Makelesi Bulikiobo 400m: 2003-7s2
Mereoni Wibose DT: 1983-19Q

FIN / Finland

Years Entered: 1976, then all from 1983

Placing Tables:

Overall	Gold	Silver	Bronze	4th	5th	6th	7th	8th
1976	-	-	1	-	-	-	-	-
1983	1	1	1	3	-	2	-	2
1987	1	-	-	-	1	1	-	1
1991	1	1	1	2	2	-	1	1
1993	1	2	-	-	1	-	1	-
1995	1	1	1	2	1	1	-	-
1997	-	1	-	1	1	-	-	1
1999	1	-	-	-	1	-	-	1
2001	-	1	1	-	1	1	1	-
2003	-	-	-	1	1	1	1	-
2005	-	-	1	2	-	2	-	1
2007	1	-	-	-	-	-	-	1
2009	-	-	-	-	1	1	-	1
2013	-	1	-	-	1	-	-	-
Totals	7	8	6	11	11	9	4	9

Men	Gold	Silver	Bronze	4th	5th	6th	7th	8th
1976	-	-	1	-	-	-	-	-
1983	-	1	1	3	-	-	-	1
1987	1	-	-	-	-	-	-	-
1991	1	1	-	-	2	-	1	-
1993	-	2	-	-	1	-	-	-
1995	1	1	-	-	-	-	-	-
1997	-	1	-	-	1	-	-	1
1999	1	-	-	-	-	-	-	1
2001	-	1	1	-	-	-	1	-
2003	-	-	-	-	1	1	1	-
2005	-	-	1	2	-	1	-	1
2007	1	-	-	-	-	-	-	1
2009	-	-	-	-	1	1	-	1
2013	-	1	-	-	1	-	-	-
Totals	5	8	4	5	7	3	3	6

Women	Gold	Silver	Bronze	4th	5th	6th	7th	8th
1983	1	-	-	-	-	2	-	1
1987	-	-	-	-	1	1	-	1
1991	-	-	1	2	-	-	-	1
1993	1	-	-	-	-	-	1	-
1995	-	-	1	2	1	1	-	-
1997	-	-	-	1	-	-	-	-
1999	-	-	-	-	1	-	-	-
2001	-	-	-	-	1	1	-	-
2003	-	-	-	1	-	-	-	-
2005	-	-	-	-	-	1	-	-
Totals	2	-	2	6	4	6	1	3

Medallists:

Men Arto Bryggare 110mH: 1983-2
Tommi Evilä LJ: 2005-3
Mika Halvari SP: 1995-2
Arsi Harju SP: 2001-3
Eduard Hämäläinen Dec: 1997-2
Kimmo Kinnunen JT: 1991-1, 1993-2
Valentin Kononen 50KmW: 1993-2, 1995-1
Aki Parviainen JT: 1999-1, 2001-2
Tero Pitkämäki JT: 2007-1, 2013-2
Seppo Rätty JT: 1987-1, 1991-2
Reima Salonen 50KmW: 1976-3
Martti Vainio 5000m: 1983-3

Women Sari Essayah 10KmW: 1991-3, 1993-1
Mikaela Ingberg JT: 1995-3
Tiina Lillak JT: 1983-1

FRA / France

Years Entered: All from 1976

Placing Tables:

Overall	Gold	Silver	Bronze	4th	5th	6th	7th	8th
1980	-	-	-	1	-	-	-	-
1983	-	-	-	1	1	1	1	1+1=
1987	-	2	1	1	1	1	4	-
1991	1	1	-	1	3	3	-	4
1993	-	-	-	4	2	4	-	3
1995	1	-	2	1	1	3	1	1
1997	1	-	1	1	2	-	1	2
1999	1	2	-	2	-	2	1	3
2001	-	1	1	-	4	1	2	2
2003	3	3	2	3	1	-	1	-
2005	2	2	4	1	3	3	1	2
2007	-	2	-	-	4	1	1+1=	1
2009	-	1	2	-	1=	2	4	4
2011	-	1	3	3	-	1	1	1
2013	1	2	1	2	-	-	5	2
Totals	10	17	17	21	22+1=	22	23+1=	26+1=

Men	Gold	Silver	Bronze	4th	5th	6th	7th	8th
1983	-	-	-	1	1	1	-	1+1=
1987	-	2	-	1	-	-	2	-
1991	-	1	-	-	1	2	-	4
1993	-	-	-	2	2	3	-	2
1995	-	-	2	-	-	3	1	1
1997	1	-	-	-	2	-	1	-
1999	-	1	-	2	-	1	1	1
2001	-	-	1	-	3	-	-	1
2003	1	2	-	2	1	-	-	-
2005	2	-	-	-	3	2	1	1
2007	-	2	-	-	2	-	1	-
2009	-	1	2	-	1=	2	2	3
2011	-	1	3	2	-	1	-	1
2013	1	1	1	1	-	-	4	1
Totals	5	11	9	11	15+1=	15	13	16+1=

Women	Gold	Silver	Bronze	4th	5th	6th	7th	8th
1980	-	-	-	1	-	-	-	-
1983	-	-	-	-	-	-	1	-
1987	-	-	1	-	1	1	2	-
1991	1	-	-	1	2	1	-	-
1993	-	-	-	2	-	1	-	1
1995	1	-	-	1	1	-	-	-
1997	-	-	1	1	-	-	-	2
1999	1	1	-	-	-	1	-	2
2001	-	1	-	-	1	1	2	1
2003	2	1	2	1	-	-	1	-
2005	-	2	4	1	-	1	-	1
2007	-	-	-	-	2	1	1=	1
2009	-	-	-	-	-	-	2	1
2011	-	-	-	1	-	-	1	-
2013	-	1	-	1	-	-	1	1
Totals	5	6	8	10	7	7	10+1=	10

Medallists:

Men Mehdi Baala 1500m: 2003-2
Stéphane Diagana 400mH: 1995-3, 1997-1,
1999-2; 4x400mR: 2003-1
Yohann Diniz 50KmW: 2007-2
Leslie Djhone 4x400mR: 2003-1

Ladji Doucouré	110mH: 2005-1; 4x100mR: 2005-1
Ahmed Douhou	4x400mR: 2003-1 (ran ht)
Lueyi Dovy	4x100mR: 2005-1
Jean Galfione	PV: 1995-3
Oudère Kankarafou	4x100mR: 2005-1 (ran ht)
Naman Keïta	4x400mR: 2003-1
Renaud Lavillenie	PV: 2009-3, 2011-3, 2013-2
Christophe Lemaitre	200m: 2011-3; 4x100mR: 2011-2
Yannick Lesourd	4x100mR: 2011-2
Driss Maazouzi	1500m: 2001-3
Bruno Marie-Rose	4x100mR: 1991-2
Mahiedine Mekhissi-Benabbad	3000mSC: 2011-3, 2013-3
Romain Mesnil	PV: 2007-2, 2009-2
Max Morinière	4x100mR: 1991-2
Ronald Pognon	4x100mR: 2005-1
Gilles Quénehervé	200m: 1987-2
Marc Raquil	400m: 2003-2; 4x400mR: 2003-1
Daniel Sangouma	4x100mR: 1991-2
Bouabdallah Tahri	3000mSC: 2009-3
Teddy Tamgho	TJ: 2013-1
Teddy Tinmar	4x100mR: 2011-2
Jean-Charles Trouabal	4x100mR: 1991-2
Jimmy Vicaut	4x100mR: 2011-2
Thierry Vigneron	PV: 1987-2
Eddy de Lépine	4x100mR: 2005-1
Women Christine Arron	100m: 2005-3; 200m: 2005-3; 4x100mR: 1997-3, 1999-2, 2003-1
Frédérique Bangué	4x100mR: 1997-3 (ran ht), 2001-2
Eunice Barber	LJ: 2003-1, 2005-2; Hep: 1999-1, 2003-2, 2005-2
Katia Benth	4x100mR: 1999-2
Delphine Combe	4x100mR: 1997-3
Fabé Dia	4x100mR: 1999-2 (ran ht)
Sylviane Félix	4x100mR: 1997-3, 2001-2, 2003-1
Bouchra Ghezielle	1500m: 2005-3
Patricia Girard	4x100mR: 1997-3, 1999-2, 2003-1
Muriel Hurtis	200m: 2003-3; 4x100mR: 1999-2, 2001-2, 2003-1
Manuela Montebrun	HT: 2003-3, 2005-3
Marie-José Pérec	400m: 1991-1, 1995-1
Méliina Robert-Michon	DT: 2013-2
Odiah Sidibé	4x100mR: 2001-2
Jocelyne Villeton	Mar: 1987-3

FSM / Federated States of Micronesia

Years Entered: All from 1997

Best Placings:

Men	Patrickson Anson	100m: 1999-6h5
	John Howard	100m: 2003-6h7, 2005-6h6
Women	Evangeleen Ikelap	100m: 2005-6h6

GAB / Gabon

Years Entered: All from 1983

Best Placings:

Men	Antoine Boussombo	200m: 1999-7q4
Women	Ruddy Zang Milama	100m: 2011-4s2

GAM / Gambia

Years Entered: All from 1983

Best Placings:

Men	Jaysuma Saidu Ndure	200m: 2005-5s1
Women	Jariatou George	100m: 1993-6h1
	Jabou Jawo	100m: 1991-6h2
	Amie Ndow	100m: 1983-6h4
	Fatou Tiyana	100m: 2009-6h2

GBR / Great Britain & Northern Ireland

Years Entered: All from 1976

Placing Tables:

Overall	Gold	Silver	Bronze	4th	5th	6th	7th	8th
1983	2	2	3	5	5	1	3	2
1987	1	3	4	1	4	1	4	3
1991	2	2	3	3	2	1	1	-
1993	3	3	4	3	1	1	1	2
1995	1	3	1	2+1=	3	3	4	-
1997	1	4	1	3+1=	2	2	1	1
1999	1	4	2	1	2	1	2	2
2001	1	-	1	2	5	3	2	1
2003	-	1	2	3	1	2	1	-
2005	1	-	2	1	2	-	1	-
2007	1	1	3	3	-	4	-	1
2009	2	2	2	2	2	3	4+1=	2
2011	2	4	1	2	1+1=	-	1	-
2013	3	-	3	2	5	1	1	2
Totals	21	29	32	33+2=	35+1=	23	26+1=	16

Men	Gold	Silver	Bronze	4th	5th	6th	7th	8th
1983	2	-	2	4	1	1	1	1
1987	-	3	4	-	3	-	3	2
1991	1	1	3	2	2	-	-	-
1993	2	3	3	2	-	1	-	1
1995	1	2	-	2+1=	1	2	3	-
1997	1	3	1	2+1=	1	1	1	1
1999	1	2	2	1	-	1	2	1
2001	1	-	1	1	3	1	1	1
2003	-	-	1	2	-	1	-	-
2005	-	-	1	1	1	-	-	-
2007	-	-	1	-	-	4	-	-
2009	1	1	1	1	1	1	3+1=	1
2011	2	2	1	-	1=	-	1	-
2013	2	-	-	1	3	-	-	2
Totals	14	17	21	19+2=	16+1=	13	15+1=	10

Women	Gold	Silver	Bronze	4th	5th	6th	7th	8th
1983	-	2	1	1	4	-	2	1
1987	1	-	-	1	1	1	1	1
1991	1	1	-	1	-	1	1	-
1993	1	-	1	1	1	-	1	1
1995	-	1	1	-	2	1	1	-
1997	-	1	-	1	1	1	-	-
1999	-	2	-	-	2	-	-	1
2001	-	-	-	1	2	2	1	-
2003	-	1	1	1	1	1	1	-
2005	1	-	1	-	1	-	1	-
2007	1	1	2	3	-	-	-	1
2009	1	1	1	1	1	2	1	1
2011	-	2	-	2	1	-	-	-
2013	1	-	3	1	2	1	1	-
Totals	7	12	11	14	19	10	11	6

Medallists:

Men Harry Aikines-Aryeetey 4x100mR: 2009-3
Kriss Akabusi 400mH: 1991-3; **4x400mR:** 1983-3 (ran ht), 1987-2, **1991-1**
 Steve Backley JT: 1995-2, 1997-2
Jamie Baulch **4x400mR:** **1997-1**
 Ainsley Bennett 4x400mR: 1983-3
 Todd Bennett 4x400mR: 1983-3, 1987-2 (ran ht)
 4x400mR: 2009-2
Michael Bingham
Roger Black 400m: 1991-2; **4x400mR:** 1987-2, **1991-1, 1997-1**
 Darren Braithwaite 4x100mR: 1991-3, 1993-2 (ran ht), 1997-3
 Phil Brown 4x400mR: 1983-3, 1987-2
 Jack Buckner 5000m: 1987-3
 Darren Campbell 100m: 2003-3; 4x100mR: 1997-3, 1999-2
 Dwain Chambers 100m: 1999-3; 4x100mR: 1997-3 (ran ht), 1999-2
Linford Christie 100m: 1987-3, **1993-1**; 4x100mR: 1991-3, 1993-2
 Allyn Condon 4x100mR: 1999-2 (ran ht)
 Garry Cook 4x400mR: 1983-3
Steve Cram **1500m:** **1983-1**
 Marlon Devonish 4x100mR: 1997-3 (ran ht), 1999-2, 2005-3, 2007-3, 2009-3
 4x100mR: 2009-3
Tyrone Edgar
Jonathan Edwards **TJ:** 1993-3, **1995-1**, 1997-2, 1999-3, **2001-1**
 800m: 1987-2
 Peter Elliott **5000m:** **2011-1, 2013-1**; **10,000m:** **2011-2, 2013-1**
 Jason Gardener 4x100mR: 1999-2, 2005-3
 Julian Golding 4x100mR: 1997-3
David Greene **400mH:** **2011-1**; 4x400mR: 2009-2 (ran ht)
 JT: 1993-3
 Mick Hill **4x400mR:** **1997-1** (ran ht)
Mark Hylton **TJ:** **2009-1**, 2011-2
Phillips Idowu **110mH:** 1987-3, **1993-1**, 1997-2, **1999-1**; 4x100mR: 1993-2
 Tony Jarrett 110mH: 1991-3, 1993-2, 1995-2; 4x100mR: 1991-3, 1993-2
 Jason John 4x100mR: 1993-2 (ran ht)
 Mark Lewis-Francis 4x100mR: 2005-3, 2007-3
 Dean Macey Dec: 1999-2, 2001-3
Ade Mafe **4x400mR:** **1991-1** (ran ht)
 Christian Malcolm 4x100mR: 2005-3, 2007-3
 Craig Pickering 4x100mR: 2007-3
Derek Redmond **4x400mR:** 1987-2, **1991-1**
John Regis 200m: 1987-3, 1993-2; 4x100mR: 1991-3, 1993-2; **4x400mR:** **1991-1**
 3000mSC: 1983-3
Colin Reitz **4x400mR:** **1991-1** (ran ht), **1997-1**
 110mH: 1987-2
 Martyn Rooney 4x400mR: 2009-2
 Steve Smith HJ: 1993-3
Iwan Thomas **4x400mR:** **1997-1**
 Mark Thomas 4x400mR: 1987-2 (ran ht)
Daley Thompson **Dec:** **1983-1**
 Robert Tobin 4x400mR: 2009-2
 Andy Turner 110mH: 2011-3
 Douglas Walker 4x100mR: 1997-3

Conrad Williams 4x400mR: 2009-2
 Simeon Williamson 4x100mR: 2009-3
 Women Margaret Adeoye 4x400mR: 2013-3
 Dina Asher-Smith 4x100mR: 2013-3
 Joan Baptiste 4x100mR: 1983-2
 Bev Callender 4x100mR: 1983-2
 Eilidh Child 4x400mR: 2013-3
 Kathy Cook 200m: 1983-3; 4x100mR: 1983-2
 4x400mR: 2013-3
 1500m: 2009-2
 Hannah England 1500m: 2011-2
Jessica Ennis **Hep:** **2009-1**, 2011-2
 4x400mR: 2005-3, 2007-3 (ran ht)
 Tracy Goddard 4x400mR: 1993-3
Sally Gunnell **400mH:** 1991-2, **1993-1**; 4x400mR: 1993-3
 800m: 1995-3, 2003-2; 1500m: 1995-2
 4x100mR: 2013-3
 Linda Keough 4x400mR: 1993-3
 Annabelle Lewis 4x100mR: 2013-3
 Denise Lewis Hep: 1997-2, 1999-2
Liz McColgan **10,000m:** **1991-1**
 Lee McConnell 4x400mR: 2005-3, 2007-3
 Jenny Meadows 800m: 2009-3
 Ashlee Nelson 4x100mR: 2013-3
Christine Ohuruogu **400m:** **2007-1, 2013-1**; 4x400mR: 2005-3, 2007-3, 2013-3
 4x400mR: 2007-3
 100mH: 2013-3
 10,000m: 1999-2; **Mar:** **2005-1**
 Nicola Sanders 400m: 2007-2; 4x400mR: 2005-3, 2007-3
 4x400mR: 1993-3
 Phylis Smith Hep: 2007-3
 Kelly Sotherton 4x100mR: 1983-2
 Shirley Thomas 1500m: 2003-3
 Hayley Tullett **Fatima Whitbread** **JT:** 1983-2, **1987-1**

GBS / Guinea Bissau

Years Entered: 1997 / 1999 / 2003 / 2005 / 2007 / 2011 / 2013**Best Placings:**

Men	Holder da Silva	100m: 2013-8q5
Women	Graciela Martins	400m: 2011-6h1

GEO / Georgia

Years Entered: 1993 / 1995 / 1997 / 1999 / 2001 / 2003 / 2005 / 2007 / 2009 / 2013**Best Placings:**

Men	Iosif Shaverdashvili	HT: 1993-24Q
Women	Mariam Kevkhishvili	SP: 2009-14Q

GEQ / Equatorial Guinea

Years Entered: 1987 / 1991 / 1993 / 1995 / 1997 / 1999 / 2001 / 2003 / 2005 / 2007 / 2009 / 2013

Best Placings:

Men	Pasqual Charo	100m: 1999-6h1
	Francisco Obama	100m: 1995-6h11
Women	Ruth Mangue	200m: 1993-6h1
	Mari Paz Mosanga	100m: 2003-6h8

GER / Germany

Years Entered: All from 1976
Incorporating FRG / Federal Republic of Germany &
GDR / German Democratic Republic in 1976-1987

Placing Tables:

Overall	Gold	Silver	Bronze	4th	5th	6th	7th	8th
1976	-	-	-	-	1	-	-	1
1980	2	1	1	-	-	-	1	-
1983	12	12	6	7+1=	9	6	10	4
1987	10	12	12	9	7	6	2	1
1991	5	4	8	8	3	6	3	2
1993	2	2	4	5	6	6	3	3
1995	2	2	2	8	2	4	2	4
1997	5	1	4	5	1	6	3+1=	1
1999	4	4	3+1=	3+1=	5	5	4+1=	2
2001	3	3	1	3	6	2+1=	4	2
2003	-	1	3	2	6	2	2	4
2005	1	1	5	3	1=	1	3	1
2007	2	2	3	-	5	2	3	5
2009	2	3	3+1=	2	4	4	2=	1
2011	3	3	1	2	2	1	4	5
2013	4	2	1	7	2	1	1	1+1=
Totals	57	53	57+2=	64+2=	59+1=	52+1=	45+4=	37+1=

Men	Gold	Silver	Bronze	4th	5th	6th	7th	8th
1976	-	-	-	-	1	-	-	-
1983	4	6	3	3+1=	6	5	5	3
1987	4	3	3	5	3	3	1	1
1991	1	-	4	5	-	3	1	-
1993	1	-	3	5	1	3	3	1
1995	1	-	1	4	1	1	1	2
1997	2	1	2	2	1	2	1	1
1999	2	2	2	1+1=	3	3	1+1=	1
2001	2	1	1	1	2	1+1=	2	-
2003	-	-	2	1	3	1	-	2
2005	-	-	3	2	1=	-	2	1
2007	-	1	1	-	2	2	1	3
2009	1	-	1+1=	-	2	2	1=	1
2011	3	-	-	1	1	-	2	4
2013	3	1	1	2	2	1	1	-
Totals	24	15	27+1=	32+2=	28+1=	27+1=	21+2=	21

Women	Gold	Silver	Bronze	4th	5th	6th	7th	8th
1980	2	1	1	-	-	-	1	-
1983	8	6	3	4	3	1	5	1
1987	6	9	9	4	4	3	1	-
1991	4	4	4	3	3	3	2	2
1993	1	2	1	-	5	3	-	2
1995	1	2	1	4	1	3	1	2
1997	3	-	2	3	-	4	2+1=	-
1999	2	2	1+1=	2	2	2	3	1
2001	1	2	-	2	4	1	2	2
2003	-	1	1	1	3	1	2	2
2005	1	1	2	1	-	1	1	-
2007	2	1	2	-	3	-	2	2
2009	1	3	2	2	2	2	1=	-
2011	-	3	1	1	1	1	2	1
2013	1	1	-	5	-	-	-	1+1=
Totals	33	38	30+1=	32	31	25	24+2=	16+1=

Medallists:

Men		
GER	Ralf Bartels	SP: 2005-3, 2009-3
GER	Oliver-Sven Buder	SP: 1997-2, 1999-2
GER	Frank Busemann	Dec: 1997-3
GER	Martin Buss	HJ: 1999-3, 2001-1
GDR	Waldemar Cierpinski	Mar: 1983-3
GER	Matthias De Zordo	JT: 2011-1
GER	Danny Ecker	PV: 2007-3
GER	Andreas Erm	50KmW: 2003-3
GER	Markus Esser	HT: 2005-3
GER	Charles Friedek	TJ: 1999-1
GER	Hauke Fuhlbrügge	1500m: 1991-3
GER	Hartwig Gauder	50KmW: 1987-1, 1991-3
GDR	Ralf Haber	HT: 1987-3
GER	Robert Harting	DT: 2007-2, 2009-1, 2011-1, 2013-1
GER	Boris Henry	JT: 1995-3, 2003-3
GER	Olaf Hense	4x400mR: 1993-3
FRG	Jürgen Hingsen	Dec: 1983-2
GER	Raphael Holzdeppe	PV: 2013-1
FRG	Patriz Ilg	3000mSC: 1983-1
GER	Karsten Just	4x400mR: 1993-3
GER	Karsten Kobs	HT: 1999-1
GDR	Hansjörg Kunze	10,000m: 1983-3, 1987-3
GER	Rico Lieder	4x400mR: 1993-3
GER	Paul Meier	Dec: 1993-3
GDR	Hagen Melzer	3000mSC: 1987-2
GDR	Detlef Michel	JT: 1983-1
GER	Michael Möllenbeck	DT: 2001-3, 2005-3
FRG	Edgar Nakladal	4x400mR: 1983-2 (ran ht)
GER	Björn Otto	PV: 2013-3
GER	Lars Riedel	DT: 1991-1, 1993-1, 1995-1, 1997-1, 1999-3, 2001-1
GER	Christian Schenk	Dec: 1991-3
GDR	Werner Schildhauer	5000m: 1983-2; 10,000m: 1983-2
FRG	Harald Schmid	400mH: 1983-2, 1987-3; 4x400mR: 1983-2
GER	Michael Schrader	Dec: 2013-2
GER	Jürgen Schult	DT: 1987-1, 1993-3, 1997-3, 1999-2
GER	Ingo Schultz	400m: 2001-2
GER	Thomas Schönlebe	400m: 1987-1; 4x400mR: 1993-3
FRG	Erwin Skamrahl	4x400mR: 1983-2
GER	Raúl Spank	HJ: 2009-3=
GER	David Storl	SP: 2011-1, 2013-1
GDR	Ulf Timmermann	SP: 1983-2
FRG	Jörg Vaihinger	4x400mR: 1983-2
GDR	Torsten Voss	Dec: 1987-1
FRG	Hartmut Weber	4x400mR: 1983-2
GDR	Ronald Weigel	50KmW: 1983-1, 1987-2
GER	Heinz Weis	HT: 1991-3, 1997-1
FRG	Siegfried Wentz	Dec: 1983-3, 1987-2
FRG	Martin Wepler	4x400mR: 1983-2 (ran ht)
FRG	Willi Wübbel	800m: 1983-1
Women		
GER	Alina Astafei	HJ: 1995-2
GDR	Ingrid Auerswald	4x100mR: 1983-1
GER	Annika Becker	PV: 2003-2
GER	Gabriele Becker	4x100mR: 1995-3
GDR	Kerstin Behrendt	4x100mR: 1987-2
GDR	Susanne Beyer	HJ: 1987-3
GER	Sabine Braun	Hep: 1991-1, 1993-2, 1997-1
GDR	Undine Bremer	4x400mR: 1983-1 (ran ht)
GER	Grit Breuer	400m: 1991-2; 4x100mR: 1991-3; 4x400mR: 1991-3, 1997-1, 1999-3, 2001-2

GDR	Bärbel Broschat	400mH: 1980-1
GDR	Ulrike Bruns	3000m: 1987-3
GDR	Sabine Busch	400mH: 1987-1; 4x400mR: 1983-1, 1987-1
FRG	Simone Büngener	400mH: 1980-3
GER	Tanja Damaske	JT: 1997-3
GER	Franka Dietzsch	DT: 1999-1, 2005-1, 2007-1
GER	Heike Drechsler	100m: 1987-2; LJ: 1983-1, 1987-3, 1991-2, 1993-1 ; 4x100mR: 1991-3
GER	Katrin Dörre	Mar: 1991-3
GER	Florence Ekpo-Umoh	4x400mR: 2001-2
GDR	Kirsten Emmelmann	400m: 1987-3; 4x400mR: 1987-1
GER	Anke Feller	4x400mR: 1997-1, 1999-3
GDR	Ellen Fiedler	400mH: 1980-2, 1983-3; 4x400mR: 1983-1 (ran ht)
GER	Karen Forkel	JT: 1993-2
FRG	Birgit Friedmann	3000m: 1980-1
GER	Ariane Friedrich	HJ: 2009-3
GDR	Diana Gansky	DT: 1987-2
GER	Shanta Ghosh	4x400mR: 2001-2
GDR	Silke Gladisch	100m: 1987-1; 200m: 1987-2
GDR	Marlies Göhr	100m: 1983-1; 4x100mR: 1983-1, 1987-2
GER	Betty Heidler	HT: 2007-1, 2009-2, 2011-2
GDR	Martina Hellmann	DT: 1983-1, 1987-1
GER	Heike Henkel	HJ: 1991-1
GER	Annett Hesselbarth	4x400mR: 1991-3 (ran ht)
GDR	Bettine Jahn	100mH: 1983-1
GER	Nadine Kleinert	SP: 1999-2, 2001-2, 2005-3, 2007-3, 2009-2
GDR	Kerstin Knabe	100mH: 1983-2
GER	Anja Knippel	4x400mR: 1999-3 (ran ht)
GER	Silke Knoll	4x100mR: 1995-3
GDR	Helma Knorscheidt	SP: 1983-2
GDR	Marita Koch	100m: 1983-2; 200m: 1983-1; 4x100mR: 1983-1
GER	Katrin Krabbe	100m: 1991-1; 200m: 1991-1; 4x100mR: 1991-3; 4x400mR: 1991-3
FRG	Brigitte Kraus	3000m: 1983-2
GER	Astrid Kumbernuss	SP: 1995-1, 1997-1, 1999-1
GDR	Hildegard Körner	1500m: 1987-2
GER	Silke Lichtenhagen	4x100mR: 1995-3
GER	Claudia Marx	4x400mR: 2001-2
GER	Petra Meier	JT: 1987-2, 1991-2
FRG	Ulrike Meyfarth	HJ: 1983-2
GER	Anne Möllinger	4x100mR: 2009-3
GDR	Ines Müller	SP: 1987-3
GER	Nadine Müller	DT: 2011-2
GDR	Petra Müller	400m: 1987-2; 4x400mR: 1987-1
GER	Kathrin Neimke	SP: 1987-2, 1993-3
GER	Steffi Nerius	JT: 2003-3, 2005-3, 2007-3, 2009-1
GDR	Dagmar Neubauer	4x400mR: 1983-1, 1987-1
GDR	Ramona Neubert	Hep: 1983-1
GER	Christina Obergföll	JT: 2005-2, 2007-2, 2013-1
GER	Jennifer Oeser	Hep: 2009-2, 2011-3
GDR	Cornelia Oschkenat	100mH: 1987-3; 4x100mR: 1987-2
GDR	Sabine Paetz	Hep: 1983-2
GER	Melanie Paschke	4x100mR: 1995-3, 2001-1
FRG	Beate Peters	JT: 1987-3
GDR	Petra Pfaff	400mH: 1980-3
GER	Andrea Philipp	200m: 1999-3=

GER	Silke Renk	JT: 1991-3
GER	Sabine Richter	4x100mR: 1991-3
GER	Birgit Rockmeier	4x100mR: 2001-1
GER	Gabi Rockmeier	4x100mR: 2001-1
GER	Uta Rohländer	4x400mR: 1991-3, 1997-1, 1999-3
GER	Anja Rücker	400m: 1999-2; 4x400mR: 1997-1, 1999-3
GER	Verena Sailer	4x100mR: 2009-3
GER	Katrin Schreiter	4x400mR: 1991-3 (ran ht)
GER	Christina Schwanitz	SP: 2013-2
GDR	Ilona Slupaniek	SP: 1983-3
GER	Stephanie Storp	SP: 1997-3
GER	Martina Strutz	PV: 2011-2
GER	Cathleen Tschirch	4x100mR: 2009-3
GDR	Gloria Uibel	100mH: 1987-2
GDR	Cornelia Ullrich	400mH: 1987-3; 4x400mR: 1987-1 (ran ht)
GDR	Kathrin Ullrich	10,000m: 1987-3
GDR	Anke Vater	Hep: 1983-3
GER	Christine Wachtel	800m: 1987-2; 4x400mR: 1991-3
GER	Marion Wagner	4x100mR: 2001-1, 2009-3
GDR	Kerstin Walther	4x400mR: 1983-1
GDR	Sigrun Wodars	800m: 1987-1
GER	Ilke Wyludda	DT: 1991-2, 1995-2

GHA / Ghana

Years Entered: All from 1983

Placing Tables:

Overall	Gold	Silver	Bronze	4th	5th	6th	7th	8th
1993	-	-	-	-	-	-	1	-
1997	-	-	-	-	1	-	-	1
2001	-	-	-	-	-	-	1	-
2003	-	-	-	1	-	-	1	1
2005	-	1	1	-	-	-	-	1
Totals	-	1	1	1	1	-	3	3

Men	Gold	Silver	Bronze	4th	5th	6th	7th	8th
1993	-	-	-	-	-	-	1	-
1997	-	-	-	-	1	-	-	1
2001	-	-	-	-	-	-	1	-
2003	-	-	-	1	-	-	-	1
2005	-	1	-	-	-	-	-	1
Totals	-	1	-	1	1	-	2	3

Women	Gold	Silver	Bronze	4th	5th	6th	7th	8th
2003	-	-	-	-	-	-	1	-
2005	-	-	1	-	-	-	-	-
Totals	-	-	1	-	-	-	1	-

Medallists:

Men	Ignisious Gaisah	LJ: 2005-2
Women	Margaret Simpson	Hep: 2005-3

GIB / Gibraltar

Years Entered: 1983 / 1987 / 1991, then all from 1995

Best Placings:

Men	Fabian Franco	800m: 1991-5h1
Women	Sharon Celecia	400m: 1995-7h4

GRE / Greece

Years Entered: All from 1983

Placing Tables:

Overall	Gold	Silver	Bronze	4th	5th	6th	7th	8th
1983	-	-	1	-	-	-	-	-
1987	-	-	-	-	-	-	1	-
1995	-	-	-	-	-	1	-	-
1997	-	1	1	1	1	1	2	-
1999	2	2	2	-	-	1	-	1
2001	1	2	2	-	-	2	-	1
2003	1	1	3	-	-	1	2	2
2005	-	-	-	-	1	1	-	1
2007	-	-	1	-	1	1	-	1
2009	-	-	-	-	1	-	-	1
2011	-	-	-	-	1=	1	-	1
Totals	4	6	10	1	4+1=	9	5	8

Men	Gold	Silver	Bronze	4th	5th	6th	7th	8th
1987	-	-	-	-	-	-	1	-
1995	-	-	-	-	-	1	-	-
1997	-	-	1	-	1	1	1	-
1999	-	1	-	-	-	1	-	-
2001	1	-	1	-	-	-	-	-
2003	-	-	1	-	-	1	1	1
2007	-	-	-	-	-	1	-	1
2009	-	-	-	-	1	-	-	-
2011	-	-	-	-	1=	1	-	-
Totals	1	1	3	-	2+1=	6	3	2

Women	Gold	Silver	Bronze	4th	5th	6th	7th	8th
1983	-	-	1	-	-	-	-	-
1997	-	1	-	1	-	-	1	-
1999	2	1	2	-	-	-	-	1
2001	-	2	1	-	-	2	-	1
2003	1	1	2	-	-	-	1	1
2005	-	-	-	-	1	1	-	1
2007	-	-	1	-	1	-	-	-
2009	-	-	-	-	-	-	-	1
2011	-	-	-	-	-	-	-	1
Totals	3	5	7	1	2	3	2	6

Medallists:

Men	Kóstas Gatsioúdis Periklís Iakovákis	JT: 1997-3, 1999-2, 2001-3 400mH: 2003-3
Women	Kostás Kénteris Chrisopiýi Devetzí Anastasiá Kelesídou Miréla Manjani Katerína Thánou	200m: 2001-1 TJ: 2007-3 DT: 1999-2, 2001-3, 2003-2 JT: 1999-1, 2001-2, 2003-1 100m: 1999-3, 2001-2, 2003-3
	Paraskeví Tsiámíta Olga Vasdéki Anna Verouli Ekateríni Vóngoli Níki Xánthou	TJ: 1999-1 TJ: 1999-3 JT: 1983-3 DT: 2003-3 LJ: 1997-2

GRN / Grenada

Years Entered: All from 1983

Placing Table:

Men	Gold	Silver	Bronze	4th	5th	6th	7th	8th
2001	-	-	-	-	-	1	-	-
2003	-	-	-	-	-	1	-	-
2011	1	-	-	-	-	1	-	-
2013	-	-	-	-	-	-	1	-
Totals	1	-	-	-	-	3	1	-

Medallists:

Men	Kirani James	400m: 2011-1
Women	None. Best Placing: Sherry Fletcher	200m: 2007-5s1

GUA / Guatemala

Years Entered: All from 1983

Best Placings:

Men	Erick Barrondo	20KmW: 2011-9
Women	Mayra Herrera	20KmW: 2013-14

GUI / Guinea

Years Entered: 1983 / 1987 / 1991 / 1993 / 1995 / 1997 / 1999, then all from 2005

Best Placings:

Men	Joseph Loua	200m: 1997-4q4
Women	Koumba Kante Aminatá Konate	200m: 1983-5h2 100m: 1991-5h6

GUM / Guam

Years Entered: 1987 / 1991 / 1993 / 1995 / 1997 / 1999 / 2001 / 2003 / 2005 / 2007 / 2011 / 2013

Best Placings:

Men	Philam Garcia	100m: 2005-5h1
Women	Julie Ogborn	Mar: 1987-33

GUY / Guyana

Years Entered: All from 1983

Best Placings:

Men	Adam Harris	100m: 2013-4q1
Women	Aliann Pompey	400m: 2009-4s1

HAI / Haiti

Years Entered: All from 1987

Placing Table:

Men	Gold	Silver	Bronze	4th	5th	6th	7th	8th
2001	-	-	1	-	-	-	-	-
Totals	-	-	1	-	-	-	-	-

Medallists:

Men	Dudley Dorival	110mH: 2001-3
Women	None. Best Placing: Nadine Faustin-Parker	100mH: 2003-5s2

HKG / Hong Kong, China

Years Entered: All from 1983

Best Placings:

Men	Nelson Chan Ka Chiu	LJ: 1983-26Q
Women	Mandy Lo	Mar: 1991-22

HON / Honduras**Years Entered:** All from 1983**Best Placings:**

Men Rolando Palacios 200m: 2009-7s1
 Women Gina Coello Mar: 1991-23

HUN / Hungary**Years Entered:** 1976, then all from 1983**Placing Tables:**

Overall	Gold	Silver	Bronze	4th	5th	6th	7th	8th
1983	-	-	-	1	-	2	1	1
1987	-	-	-	1	1	-	1	-
1991	-	1	1	1	-	-	-	2
1993	-	-	1	-	-	-	-	-
1995	-	-	2	2	-	-	1	-
1997	-	-	-	1	-	1	-	-
1999	-	1	-	3	-	-	1	-
2001	-	-	-	2	-	1	1+1=	1
2003	-	2	-	-	-	1	-	-
2005	-	-	1	-	-	1	-	-
2007	-	-	-	-	2	-	-	-
2009	-	-	-	1	-	1	-	-
2011	-	1	-	-	-	-	-	-
2013	-	1	-	-	-	-	-	1
Totals	-	6	5	12	3	7	5+1=	5

Men	Gold	Silver	Bronze	4th	5th	6th	7th	8th
1983	-	-	-	1	-	1	1	-
1987	-	-	-	1	1	-	1	-
1991	-	1	1	1	-	-	-	-
1993	-	-	1	-	-	-	-	-
1995	-	-	1	2	-	-	-	-
1997	-	-	-	1	-	-	-	-
1999	-	1	-	1	-	-	1	-
2001	-	-	-	1	-	1	1	1
2003	-	2	-	-	-	-	-	-
2005	-	-	1	-	-	1	-	-
2007	-	-	-	-	2	-	-	-
2009	-	-	-	1	-	1	-	-
2011	-	1	-	-	-	-	-	-
2013	-	1	-	-	-	-	-	-
Totals	-	6	4	9	3	4	4	1

Women	Gold	Silver	Bronze	4th	5th	6th	7th	8th
1983	-	-	-	-	-	1	-	1
1991	-	-	-	-	-	-	-	2
1995	-	-	1	-	-	-	1	-
1997	-	-	-	-	-	1	-	-
1999	-	-	-	2	-	-	-	-
2001	-	-	-	1	-	-	1=	-
2003	-	-	-	-	-	1	-	-
2013	-	-	-	-	-	-	-	1
Totals	-	-	1	3	-	3	1+1=	4

Medallists:

Men Adrián Annus HT: 2003-2
 István Bagyula PV: 1991-2
 Róbert Fazekas DT: 2003-2
 Tibor Gécsek HT: 1993-3, 1995-3
 Attila Horváth DT: 1991-3
 Zsolt Németh HT: 1999-2
 Krisztián Pars HT: 2011-2, 2013-2
 Attila Zsvóczy Dec: 2005-3
 Women Rita Ináncsi Hep: 1995-3

INA / Indonesia**Years Entered:** 1983 / 1987 / 1991 / 1993 / 1995 / 1997, then all from 2001**Best Placings:**

Men Frederico Mahuse JT: 1995-35Q
 Women Maria Londa TJ: 2007-28Q

IND / India**Years Entered:** All from 1983**Placing Tables:**

Overall	Gold	Silver	Bronze	4th	5th	6th	7th	8th
2003	-	-	1	-	-	-	-	-
2005	-	-	-	1	-	-	-	-
2011	-	-	-	-	-	-	1	-
2013	-	-	2	-	-	-	1	-
Totals	-	-	1	1	-	-	2	-

Men	Gold	Silver	Bronze	4th	5th	6th	7th	8th
2011	-	-	-	-	-	-	1	-
2013	-	-	-	-	-	-	1	-
Totals	-	-	-	-	-	-	2	-

Women	Gold	Silver	Bronze	4th	5th	6th	7th	8th
2003	-	-	1	-	-	-	-	-
2005	-	-	-	1	-	-	-	-
Totals	-	-	1	1	-	-	-	-

Medallists:

Men None. Best Placing:
 Vikas Gowda DT: 2011-7, 2013-7
 Women Anju Bobby George LJ: 2003-3

IRI / Iran**Years Entered:** 1983 / 1993 / 1995, then all from 1999**Placing Table:**

Men	Gold	Silver	Bronze	4th	5th	6th	7th	8th
2007	-	-	-	-	-	-	1	-
2011	-	-	1	-	-	-	-	-
Totals	-	-	1	-	-	-	1	-

Medallists:

Men Ehsan Hadadi DT: 2011-3
 Women None. Best Placing:
 Leyla Rajabi SP: 2009-25Q

IRL / Ireland**Years Entered:** All from 1980**Placing Tables:**

Overall	Gold	Silver	Bronze	4th	5th	6th	7th	8th
1980	-	-	-	1	-	-	-	-
1983	1	-	-	-	-	-	1	-
1993	-	1	-	1	-	1	-	-
1995	1	-	-	-	-	-	-	-
1997	-	-	-	-	-	-	1	1
1999	-	-	-	-	-	-	-	1=
2003	-	1	-	-	-	-	-	-
2007	-	-	-	-	-	2	-	-

2009	-	1	-	1	-	1	-	-
2011	-	-	-	-	-	1=	-	-
2013	1	-	-	-	-	-	-	-
Totals	3	3	-	3	-	4+1=	2	1+1=
Men	Gold	Silver	Bronze	4th	5th	6th	7th	8th
1983	1	-	-	-	-	-	-	-
1993	-	-	-	-	-	1	-	-
1999	-	-	-	-	-	-	-	1=
2007	-	-	-	-	-	1	-	-
2009	-	-	-	-	-	1	-	-
2013	1	-	-	-	-	-	-	-
Totals	2	-	-	-	-	3	-	1=
Women	Gold	Silver	Bronze	4th	5th	6th	7th	8th
1980	-	-	-	1	-	-	-	-
1983	-	-	-	-	-	-	1	-
1993	-	1	-	1	-	-	-	-
1995	1	-	-	-	-	-	-	-
1997	-	-	-	-	-	-	1	1
2003	-	1	-	-	-	-	-	-
2007	-	-	-	-	-	1	-	-
2009	-	1	-	1	-	-	-	-
2011	-	-	-	-	-	1=	-	-
Totals	1	3	-	3	-	1+1=	2	1

Medallists:

Men	Eamonn Coghlan	5000m: 1983-1
	Robert Heffernan	50KmW: 2013-1
Women	Olive Loughnane	20KmW: 2009-2
	Gillian O'Sullivan	20KmW: 2003-2
	Sonia O'Sullivan	1500m: 1993-2; 5000m: 1995-1

IRQ / Iraq

Years Entered: 1983 / 1997 / 1999, then all from 2007

Best Placings:

Men	Mohamed Darwish	800m: 1983-7h2
Women	Alaa Jassim	400m: 2011-6h2

ISL / Iceland

Years Entered: All from 1983

Placing Tables:

Overall	Gold	Silver	Bronze	4th	5th	6th	7th	8th
1991	-	-	-	-	-	1	-	-
2001	-	-	-	-	-	1	-	-
Totals	-	-	-	-	-	2	-	-
Men	Gold	Silver	Bronze	4th	5th	6th	7th	8th
1991	-	-	-	-	-	1	-	-
Totals	-	-	-	-	-	1	-	-
Women	Gold	Silver	Bronze	4th	5th	6th	7th	8th
2001	-	-	-	-	-	1	-	-
Totals	-	-	-	-	-	1	-	-
Best Placings:								
Men	Sigurdur Einarsson	JT: 1991-6						
Women	Thórey Elisdóttir	PV: 2001-6						

ISR / Israel

Years Entered: All from 1976

Placing Tables:

Overall	Gold	Silver	Bronze	4th	5th	6th	7th	8th
1997	-	-	-	-	-	-	1	-
1999	-	-	1	-	-	-	-	-
2001	-	1	-	-	-	-	-	-
2007	-	-	-	-	-	-	1	-
2013	-	-	-	-	-	1	-	-
Totals	-	1	1	-	-	1	2	-
Men	Gold	Silver	Bronze	4th	5th	6th	7th	8th
1997	-	-	-	-	-	-	1	-
1999	-	-	1	-	-	-	-	-
2001	-	1	-	-	-	-	-	-
2007	-	-	-	-	-	-	1	-
Totals	-	1	1	-	-	-	2	-
Women	Gold	Silver	Bronze	4th	5th	6th	7th	8th
2013	-	-	-	-	-	1	-	-
Totals	-	-	-	-	-	1	-	-
Medallists:								
Men	Aleksandr Averbukh	PV: 1999-3, 2001-2						
Women	Non. Best Placing:							
	Hanna Minenko	TJ: 2013-6						

ISV / Virgin Islands (US)

Years Entered: 1976 / 1983 / 1987 / 1991 / 1993 / 1995 / 1997 / 1999, then all from 2003

Placing Table:

Men	Gold	Silver	Bronze	4th	5th	6th	7th	8th
2009	-	-	-	1	-	-	-	-
2011	-	-	-	-	-	-	1	-
Totals	-	-	-	1	-	-	1	-

Best Placings:

Men	Tabarie Henry	400m: 2009-4
Women	LaVerne Jones-Ferrette	200m: 2009-3s2

ITA / Italy

Years Entered: 1976, then all from 1983

Placing Tables:

Overall	Gold	Silver	Bronze	4th	5th	6th	7th	8th
1976	-	-	-	-	-	-	1	-
1983	1	1	1	-	1	2	6	-
1987	2	2	1	2	1	2	3	-
1991	1	-	-	1	1	3	5	3
1993	-	3	1	1	-	3	-	2
1995	2	2	2	1	2	1	2	1
1997	1	1	1	2	2	-	3+1=	5
1999	2	2	-	-	3	3	1	2
2001	1	1	2	3	-	-	-	2
2003	1	-	2	-	1	4	1	1
2005	-	-	1	-	1+2=	-	1	2
2007	-	1+1=	1	-	1	1	1	1
2009	-	-	-	2	-	2	1+1=	2
2011	-	-	1	1	1	-	-	4
2013	-	1	-	-	1	1	1+1=	1
Totals	11	14+1=	13	13	15+2=	22	26+3=	26
Men	Gold	Silver	Bronze	4th	5th	6th	7th	8th
1976	-	-	-	-	-	-	1	-
1983	1	1	1	-	1	-	5	-
1987	2	2	1	2	1	2	3	-

1991	1	-	-	1	1	2	3	3
1993	-	2	1	-	-	1	-	1
1995	1	1	1	-	1	-	2	-
1997	-	-	-	2	-	-	3	3
1999	2	1	-	-	3	2	1	1
2001	-	1	1	1	-	-	-	1
2003	1	-	1	-	1	1	-	-
2005	-	-	1	-	2=	-	-	-
2007	-	1	1	-	1	-	-	-
2009	-	-	-	1	-	1	1=	1
2011	-	-	-	-	1	-	-	3
2013	-	-	-	-	-	-	1	1
Totals	8	9	8	7	10+2=	9	19+1=	14

Women	Gold	Silver	Bronze	4th	5th	6th	7th	8th
1983	-	-	-	-	-	2	1	-
1991	-	-	-	-	-	1	2	-
1993	-	1	-	1	-	2	-	1
1995	1	1	1	1	1	1	-	1
1997	1	1	1	-	2	-	1=	2
1999	-	1	-	-	-	1	-	1
2001	1	-	1	2	-	-	-	1
2003	-	-	1	-	-	3	1	1
2005	-	-	-	-	1	-	1	2
2007	-	1=	-	-	-	1	1	1
2009	-	-	-	1	-	1	1	1
2011	-	-	1	1	-	-	-	1
2013	-	1	-	-	1	1	1=	-
Totals	3	5+1=	5	6	5	13	7+2=	12

Medallists:

Men	Alessandro Andrei	SP: 1987-2
	Stefano Baldini	Mar: 2001-3, 2003-3
	Gelindo Bordin	Mar: 1987-3
	Ivano Brugnetti	50KmW: 1999-1
	Angelo Cipolloni	4x100mR: 1995-3
	Alberto Cova	10,000m: 1983-1
	Giuseppe D'Urso	800m: 1993-2
	Maurizio Damilano	20KmW: 1987-1, 1991-1
	Giovanni De Benedictis	20KmW: 1993-2
	Michele Didoni	20KmW: 1995-1
	Sandro Floris	4x100mR: 1995-3
	Giuseppe Gibilisco	PV: 2003-1
	Andrew Howe	LJ: 2007-2
	Alessandro Lambruschini	3000mSC: 1993-3
	Ezio Madonia	4x100mR: 1995-3
	Pietro Mennea	200m: 1983-3; 4x100mR: 1983-2
	Vincenzo Modica	Mar: 1999-2
	Fabrizio Mori	400mH: 1999-1, 2001-2
	Francesco Panetta	10,000m: 1987-2; 3000mSC: 1987-1
	Pierfrancesco Pavoni	4x100mR: 1983-2
	Giovanni Perricelli	50KmW: 1995-2
	Giovanni Puggioni	4x100mR: 1995-3
	Alex Schwazer	50KmW: 2005-3, 2007-3
	Carlo Simonato	4x100mR: 1983-2
	Stefano Tili	4x100mR: 1983-2
Women	Roberta Brunet	5000m: 1997-2
	Antonietta Di Martino	HJ: 2007-2=, 2011-3
	Ornella Ferrara	Mar: 1995-3
	Magdelin Martinez	TJ: 2003-3
	Fiona May	LJ: 1995-1, 1997-3, 1999-2, 2001-1
	Elisabetta Perrone	10KmW: 1995-2; 20KmW: 2001-3
	Ileana Salvador	10KmW: 1993-2
	Annarita Sidoti	10,000mW: 1997-1
	Valeria Straneo	Mar: 2013-2

IVB / British Virgin Islands

Years Entered: All from 1983

Best Placings:

Men	Paul Hewlett	Dec: 1987-18
Women	Tahesia Harrigan	100m: 2009-7s1

IWP / Independent World Championship Participant

Year Entered: 1993

Yugoslavian athletes competed under this title in 1993

Placing Table:

Men	Gold	Silver	Bronze	4th	5th	6th	7th	8th
1993	-	-	-	-	1	-	-	-
Totals	-	-	-	-	1	-	-	-

Best Placings:

Men	Dragan Perić	SP: 93-5
Women	Danijela Čurović	SP: 93-18Q

JAM / Jamaica

Years Entered: All from 1983

Placing Tables:

Overall	Gold	Silver	Bronze	4th	5th	6th	7th	8th
1983	1	1	1	1	1	-	1	-
1987	-	1	3	1	-	2	-	-
1991	1	1	3	-	-	3	-	-
1993	1	1	3	1	-	2	4	1
1995	1	4	2	1	-	2	1	3
1997	-	4	3	1	2	-	2	-
1999	-	2	3+1=	-	2	1	2	2
2001	1	3	2	1	1	1	2	2
2003	-	4	2	2	3	-	-	1
2005	1	5	2	3	1	2	1	2
2007	1	6	3	2	1	3	3	1
2009	7	4	2	3	4	2	1	1
2011	4	4	1	3	2	3	1	2
2013	6	2	1	4	2	-	-	4
Totals	24	42	31+1=	23	19	21	18	19

Men	Gold	Silver	Bronze	4th	5th	6th	7th	8th
1983	1	-	-	-	-	-	1	-
1987	-	1	1	-	-	1	-	-
1991	-	1	1	-	-	2	-	-
1993	-	-	1	-	-	1	1	1
1995	-	2	1	1	-	1	-	1
1997	-	1	-	1	-	-	1	-
1999	-	1	-	-	1	-	1	-
2001	-	2	1	-	-	-	1	-
2003	-	2	1	1	2	-	-	-
2005	-	1	1	1	1	1	1	1
2007	-	3	1	1	1	2	1	1
2009	3	-	1	-	2	1	1	-
2011	3	-	1	1	1	-	1	-
2013	3	2	1	2	1	-	-	2
Totals	10	16	11	8	9	9	9	6

Women	Gold	Silver	Bronze	4th	5th	6th	7th	8th
1983	-	1	1	1	1	-	-	-
1987	-	-	2	1	-	1	-	-
1991	1	-	2	-	-	1	-	-
1993	1	1	2	1	-	1	3	-
1995	1	2	1	-	-	1	1	2
1997	-	3	3	-	2	-	1	-

1999	-	1	3+1=	-	1	1	1	2
2001	1	1	1	1	1	1	1	2
2003	-	2	1	1	1	-	-	1
2005	1	4	1	2	-	1	-	1
2007	1	3	2	1	-	1	2	-
2009	4	4	1	3	2	1	-	1
2011	1	4	-	2	1	3	-	2
2013	3	-	-	2	1	-	-	2
Totals	14	26	20+1=	15	10	12	9	13

Medallists:

Men	Marvin Anderson	4x100mR: 2007-2
	Nickel Ashmeade	4x100mR: 2013-1
	Sanjay Ayre	4x400mR: 2005-3
	Oshane Bailey	4x100mR: 2013-1 (ran ht)
	Kemar Bailey-Cole	4x100mR: 2013-1
	James Beckford	LJ: 1995-2, 2003-2
	Javere Bell	4x400mR: 2013-2 (ran ht)
	Michael Blackwood	400m: 2003-3; 4x400mR: 2001-2 (ran ht), 2003-2, 2005-3 (ran ht)
	Dennis Blake	4x400mR: 1995-2 (ran ht)
	Yohan Blake	100m: 2011-1; 4x100mR: 2011-1
	Usain Bolt	100m: 2009-1, 2013-1; 200m: 2007-2, 2009-1, 2011-1, 2013-1; 4x100mR: 2007-2, 2009-1, 2011-1, 2013-1
	Omar A. Brown	4x400mR: 1999-2 (ran ht)
	Howard Burnett	4x400mR: 1991-3 (ran ht)
	Bert Cameron	400m: 1983-1
	Michael Campbell	4x400mR: 2003-2 (ran ht)
	Nesta Carter	100m: 2013-3; 4x100mR: 2007-2, 2011-1, 2013-1
	Davian Clarke	4x400mR: 1995-2, 1997-2, 1999-2, 2003-2, 2005-3
	Lerone Clarke	4x100mR: 2009-1 (ran ht)
	Paxton Coke	4x400mR: 1999-2 (ran ht)
	Seymour Fagan	4x400mR: 1991-3
	Allodin Fothergill	4x400mR: 2011-3
	Javon Francis	4x400mR: 2013-2
	Michael Frater	100m: 2005-2; 4x100mR: 2009-1, 2011-1
	Jermaine Gonzales	4x400mR: 2011-3
	Winthrop Graham	400mH: 1991-2, 1993-3; 4x400mR: 1991-3
	Leford Green	4x400mR: 2011-3
	Greg Haughton	400m: 1995-3, 2001-3; 4x400mR: 1995-2, 1997-2, 1999-2, 2001-2
	Riker Hylton	4x400mR: 2011-3
	Omar Johnson	4x400mR: 2013-2
	Linval Laird	4x400mR: 1997-2 (ran ht)
	Dexter Lee	4x100mR: 2011-1 (ran ht)
	John Mair	4x100mR: 1987-3
	Michael McDonald	4x400mR: 1995-2, 1997-2, 1999-2
	Rusheen McDonald	4x400mR: 2013-2
	Danny McFarlane	4x400mR: 1995-2, 1997-2, 1999-2, 2001-2, 2003-2
	Greg Meghoo	4x100mR: 1987-3 (ran ht)
	Devon Morris	4x400mR: 1991-3
	Steve Mullings	4x100mR: 2007-2 (ran ht), 2009-1
	Patrick O'Connor	4x400mR: 1991-3
	Asafa Powell	100m: 2007-3, 2009-3; 4x100mR: 2007-2, 2009-1
	Brandon Simpson	4x400mR: 2001-2, 2003-2, 2005-3

	Andrew Smith	4x100mR: 1987-3
	Maurice Smith	Dec: 2007-2
	Lansford Spence	4x400mR: 2003-2 (ran ht), 2005-3, 2011-3 (ran ht)
	Edino Steele	4x400mR: 2013-2
	Ray Stewart	100m: 1987-2; 4x100mR: 1987-3
	Dwight Thomas	4x100mR: 2007-2 (ran ht), 2009-1 (ran ht)
	Marvin Watts	4x400mR: 2001-2 (ran ht)
	Warren Weir	200m: 2013-2; 4x100mR: 2013-1 (ran ht)
	Chris Williams	200m: 2001-2; 4x400mR: 2001-2
	Clive Wright	4x100mR: 1987-3
Women	Aleen Bailey	4x100mR: 1999-3, 2005-2, 2009-1
	Allison Beckford	4x400mR: 2003-3
	Sheri-Ann Brooks	4x100mR: 2007-2, 2013-1 (ran ht)
	Danielle Browning	4x100mR: 2005-2
	Michelle Burgher	4x400mR: 2001-1 (ran ht), 2003-3 (ran ht)
	Schillone Calvert	4x100mR: 2013-1
	Juliet Campbell	4x100mR: 1993-3, 2001-3
	Veronica Campbell-Brown	100m: 2005-2, 2007-1, 2011-2; 200m: 2007-2, 2009-2, 2011-1; 4x100mR: 2005-2, 2007-2, 2011-2
	Juliet Cuthbert	4x100mR: 1983-3, 1991-1, 1995-2, 1997-2
	Peta-Gaye Dowdie	4x100mR: 1999-3
	Dahlia Dhaney	4x100mR: 1991-1, 1993-3 (ran ht), 1995-2
	Delloreen Ennis-London	100mH: 2005-2, 2007-3, 2009-3
	Simone Facey	4x100mR: 2007-2, 2009-1
	Lorraine Fenton	400m: 1999-3, 2001-2, 2003-2; 4x400mR: 1997-3, 2001-1, 2003-3, 2005-2
	Brigitte Foster-Hylton	100mH: 2003-2, 2005-3, 2009-1
	Shelly-Ann Fraser-Pryce	100m: 2009-1, 2013-1; 200m: 2013-1; 4x100mR: 2007-2 (ran ht), 2009-1, 2011-2, 2013-1
	Merlene Frazer	200m: 1999-3-; 4x100mR: 1991-1 (ran ht), 1997-2, 1999-3, 2001-3
	Michelle Freeman	100mH: 1997-3; 4x100mR: 1993-3, 1995-2 (ran ht)
	Elva Goulbourne	4x100mR: 2001-3 (ran ht)
	Beverley Grant	4x100mR: 1997-2
	Patricia Hall	4x400mR: 2011-2 (ran ht)
	Deon Hemmings	400mH: 1995-3, 1997-2, 1999-3; 4x400mR: 1997-3, 2001-1 (ran ht)
	Lelieth Hodges	4x100mR: 1983-3
	Nadia Hutchinson	4x400mR: 1997-3 (ran ht)
	Anasthasia Leroy	4x400mR: 2007-2 (ran ht)
	Jura Levy	4x100mR: 2011-2 (ran ht)
	Shereefa Lloyd	4x400mR: 2007-2, 2009-2, 2011-2 (ran ht)
	Beverly McDonald	200m: 1999-2; 4x100mR: 1991-1, 1995-2, 1997-2, 1999-3, 2001-3, 2005-2 (ran ht)
	Nikole Mitchell	4x100mR: 1993-3

Merlene Ottey	100m: 1987-3, 1991-3, 1993-2, 1995-2; 200m: 1983-2, 1987-3, 1991-3, 1993-1, 1995-1, 1997-3; 4x100mR: 1983-3, 1991-1, 1993-3, 1995-2
Debbie-Ann Parris	4x400mR: 2001-1 Davita Prendergast 4x400mR: 2007-2, 2011-2
Jackie Pusey	4x100mR: 1983-3
Sandie Richards	400m: 1993-3, 1997-2; 4x400mR: 1997-3, 2001-1, 2003-3
Carrie Russell	4x100mR: 2013-1
Catherine Scott	4x400mR: 2001-1
Sherone Simpson	4x100mR: 2005-2, 2011-2
Ronetta Smith	4x400mR: 2003-3, 2005-2
Trecia Smith	TJ: 2005-1
Kaliese Spencer	4x400mR: 2009-2 (ran ht)
Kerron Stewart	100m: 2009-2; 4x100mR: 2007-2, 2009-1, 2011-2, 2013-1
Inez Turner	4x400mR: 1997-3
Astia Walker	4x100mR: 2001-3
Melaine Walker	400mH: 2009-1, 2011-2
Rosemarie Whyte	4x400mR: 2009-2, 2011-2
Shericka Williams	400m: 2009-2; 4x400mR: 2005-2, 2007-2, 2009-2, 2011-2
Novlene Williams-Mills	400m: 2007-3; 4x400mR: 2005-2, 2007-2, 2009-2, 2011-2

JOR / Jordan

Years Entered: 1983 / 1987 / 1991 / 1993 / 1995 / 1997 / 1999
/ 2001 / 2003 / 2005 / 2007 / 2009 / 2013

Best Placings:

Men	Musab Al-Momani	DT: 2013-21Q
Women	Nada Kawar	SP: 1997-24Q

JPN / Japan

Years Entered: All from 1983

Placing Tables:

Overall	Gold	Silver	Bronze	4th	5th	6th	7th	8th
1987	-	-	-	-	-	1	-	-
1991	1	1	-	1	1	-	2	-
1993	1	-	1	-	-	-	-	-
1995	-	-	-	-	1	-	1	1
1997	1	-	1	1	-	1	-	1
1999	-	1	1	1	1	1	1	1
2001	-	2	1	2	1	-	1	1
2003	-	1	3	1	1	1	1	-
2005	-	-	2	1	-	1	-	4
2007	-	-	1	-	2	3	1	-
2009	-	1	1	1	-	1	3	-
2011	1	-	-	-	1	1	2	-
2013	-	-	1	1	2	4	-	-
Totals	4	6	12	9	11	14	12	8

Men	Gold	Silver	Bronze	4th	5th	6th	7th	8th
1987	-	-	-	-	-	1	-	-
1991	1	-	-	-	1	-	2	-
1993	-	-	-	-	1	-	-	-
1995	-	-	-	-	-	-	1	-

1997	-	-	-	-	1	-	-	-
1999	-	-	1	-	-	1	1	-
2001	-	1	1	1	1	-	1	1
2003	-	-	2	-	1	1	1	-
2005	-	-	2	1	-	-	-	3
2007	-	-	-	-	2	2	1	-
2009	-	-	1	1	-	1	-	-
2011	1	-	-	-	-	1	2	-
2013	-	-	-	-	1	4	-	-
Totals	2	1	7	3	8	12	9	4

Women	Gold	Silver	Bronze	4th	5th	6th	7th	8th
1991	-	1	-	1	-	-	-	-
1993	1	-	1	-	-	-	-	-
1995	-	-	-	-	-	-	-	1
1997	1	-	1	1	-	-	-	1
1999	-	1	-	1	1	-	-	1
2001	-	1	-	1	-	-	-	-
2003	-	1	1	1	-	-	-	-
2005	-	-	-	-	-	1	-	1
2007	-	-	1	-	-	1	-	-
2009	-	1	-	-	-	-	3	-
2011	-	-	-	-	1	-	-	-
2013	-	-	1	1	1	-	-	-
Totals	2	5	5	6	3	2	3	4

Medallists:

Men	Yukifumi Murakami	JT: 2009-3
	Koji Murofushi	HT: 2001-2, 2003-3, 2011-1
	Tsuyoshi Ogata	Mar: 2005-3
	Nobuyuki Sato	Mar: 1999-3
	Shingo Suetsugu	200m: 2003-3
	Dai Tamesue	400mH: 2001-3, 2005-3
	Hiromi Taniguchi	Mar: 1991-1
Women	Tomoe Abe	Mar: 1993-3
	Junko Asari	Mar: 1993-1
	Masako Chiba	10,000m: 1997-3; Mar: 2003-3
	Kayoko Fukushi	Mar: 2013-3
	Ari Ichihashi	Mar: 1999-2
	Mizuki Noguchi	Mar: 2003-2
	Yoshimi Ozaki	Mar: 2009-2
	Hiromi Suzuki	Mar: 1997-1
	Reiko Tosa	Mar: 2001-2, 2007-3
	Sachiko Yamashita	Mar: 1991-2

KAZ / Kazakhstan

Years Entered: All from 1993
See also USSR for 1983-1991

Placing Tables:

Overall	Gold	Silver	Bronze	4th	5th	6th	7th	8th
1993	-	1	-	-	-	-	-	1
1995	-	1	-	-	-	-	-	1
1999	-	-	-	1	-	-	-	1=
2001	-	-	1	-	-	-	-	-
2003	-	-	1	-	-	-	-	-
2007	-	-	1	-	-	-	-	1=
2011	-	1	-	-	-	-	-	-
Totals	-	3	3	1	-	-	2=	4

Men	Gold	Silver	Bronze	4th	5th	6th	7th	8th
1993	-	1	-	-	-	-	-	-
1999	-	-	-	-	-	-	1=	-
2003	-	-	1	-	-	-	-	-
2007	-	-	1	-	-	-	-	-
Totals	-	1	2	-	-	-	1=	-

Women	Gold	Silver	Bronze	4th	5th	6th	7th	8th
1993	-	-	-	-	-	-	-	1
1995	-	1	-	-	-	-	-	1
1999	-	-	-	1	-	-	-	2
2001	-	-	1	-	-	-	-	-
2007	-	-	-	-	-	-	1=	-
2011	-	1	-	-	-	-	-	-
Totals	-	2	1	1	-	-	1=	4

Medallists:

Men	Dmitriy Karpov Grigoriy Yegorov	Dec: 2003-3, 2007-3 PV: 1993-2
Women	Olga Rypakova Olga Shishigina	TJ: 2011-2 100mH: 1995-2, 2001-3

KEN / Kenya

Years ENTERED: All from 1983

Placing Tables:

Overall	Gold	Silver	Bronze	4th	5th	6th	7th	8th
1983	-	-	-	-	-	-	1	-
1987	3	-	-	1	1	2	1	1
1991	4	3	1	3	1	-	3	-
1993	3	3	4	2	1	-	3	3
1995	2	1	3	1	1	1	1	-
1997	3	2	2	2	1	1	1	-
1999	1	4	1	-	3	1	4	-
2001	3	3	2	3	-	2	2	2
2003	2	1	1	2	4	4	3	1
2005	1	2	4	2	3	1	5	1
2007	5	3	5	3	3	-	1	4
2009	4	5	2	3	4	1	3	1
2011	7	6	4	3	4	5	3	-
2013	5	4	3	6	2	3	3	-
Totals	43	37	32	31	28	21	34	13

Men	Gold	Silver	Bronze	4th	5th	6th	7th	8th
1983	-	-	-	-	-	-	1	-
1987	3	-	-	1	1	2	1	1
1991	4	3	-	3	1	-	2	-
1993	3	3	3	1	1	-	3	3
1995	2	1	2	1	1	1	-	-
1997	2	2	2	2	-	-	1	-
1999	1	4	-	-	3	1	4	-
2001	3	3	2	2	-	1	1	2
2003	1	1	-	2	3	2	2	1
2005	1	1	3	2	1	1	3	-
2007	3	2	3	1	2	-	-	2
2009	2	3	1	2	4	-	2	-
2011	4	3	-	1	2	4	3	-
2013	2	1	2	4	1	2	2	-
Totals	31	27	18	22	20	14	25	9

Women	Gold	Silver	Bronze	4th	5th	6th	7th	8th
1991	-	-	1	-	-	-	1	-
1993	-	-	1	1	-	-	-	-
1995	-	-	1	-	-	-	1	-
1997	1	-	-	-	1	1	-	-
1999	-	-	1	-	-	-	-	-
2001	-	-	-	1	-	1	1	-
2003	1	-	1	-	1	2	1	-
2005	-	1	1	-	2	-	2	1
2007	2	1	2	2	1	-	1	2
2009	2	2	1	1	-	1	1	1
2011	3	3	4	2	2	1	-	-
2013	3	3	1	2	1	1	1	-
Totals	12	10	14	9	8	7	9	4

Medallists:

Men	Bernard Barmasai	3000mSC: 1997-3, 2001-3
	Simon Biwott	Mar: 2001-2
	Luke Kibet	Mar: 2007-1
	Wilfred Bungei	800m: 2001-2
	Richard Chemlino	10,000m: 1991-2, 1993-3
	Charles Kamathi	10,000m: 2001-1
	Ezekiel Kemboi	3000mSC: 2003-2, 2005-2, 2007-2, 2009-1, 2011-1, 2013-1
	Simon Kemboi	4x400mR: 1993-2
	John Kibowen	5000m: 2001-3
	Eliud Kipchoge	5000m: 2003-1, 2007-2
	Wilson Boit Kipketer	3000mSC: 1997-1, 1999-2
	Paul Kipkoech	10,000m: 1987-1
	Silas Kiplagat	1500m: 2011-2
	Asbel Kiprop	1500m: 2011-1, 2013-1
	Brimin Kipruto	3000mSC: 2005-3, 2007-1, 2011-2
	Cornelius Kipruto	3000mSC: 2013-2
	Vincent Kipruto	Mar: 2011-2
	Moses Kiptanui	3000mSC: 1991-1, 1993-1, 1995-1, 1997-2
	Wilfred Kirochi	1500m: 1991-2
	Abel Kirui	Mar: 2009-1, 2011-1
	Ismael Kirui	5000m: 1993-1, 1995-1
	Samson Kitur	400m: 1993-3; 4x400mR: 1993-2
	Isiah Koech	5000m: 2013-3
	Daniel Komen	5000m: 1997-1
	Billy Konchellah	800m: 1987-1, 1991-1, 1993-3
	Shadrack Korir	1500m: 2007-3
	Shem Kororia	5000m: 1995-3
	Reuben Kosgei	3000mSC: 2001-1
	Christopher Koskei	3000mSC: 1995-2, 1999-1
	Bernard Lagat	1500m: 2001-2
	Benjamin Limo	5000m: 1999-2, 2005-1
	Richard Limo	5000m: 2001-1
	Moses Masai	10,000m: 2009-3
	Richard Matelong	3000mSC: 2007-3, 2009-2
	Martin Mathati	10,000m: 2007-3
	Abednego Matilu	4x400mR: 1993-2
	Moses Mosop	10,000m: 2005-3
	Emmanuel Mutai	Mar: 2009-2
	Noah Ngeny	1500m: 1999-2
	Tom Nyariki	5000m: 1997-3
	Kennedy Ochieng	4x400mR: 1993-2
	Yobes Ondieki	5000m: 1991-1
	David Rudisha	800m: 2011-1
	Paul Ruto	800m: 1993-1
	Patrick Sang	3000mSC: 1991-2, 1993-2
	Moses Tanui	10,000m: 1991-1, 1993-2
	Paul Tanui	10,000m: 2013-3
	Paul Tergat	10,000m: 1995-3, 1997-2, 1999-2
	Douglas Wakiuhuru	Mar: 1987-1
	Alfred Kirwa Yego	800m: 2007-1, 2009-2
	William Yampoy	800m: 2005-3
Women	Sally Barsosio	10,000m: 1993-3, 1997-1
	Milcah Chemos	3000mSC: 2009-3, 2011-3, 2013-1
	Lydiah Chepkurui	3000mSC: 2013-2
	Gladys Cheronno	10,000m: 2013-2
	Mercy Cheronno	5000m: 2013-2
	Prisca Cheronno	5000m: 2007-3
	Sharon Cherop	Mar: 2011-3
	Vivian Cheruiyot	5000m: 2007-2, 2009-1, 2011-1; 10,000m: 2011-1
	Eunice Jepkorir	3000mSC: 2007-3

Janet Jepkosgei	800m: 2007-1, 2009-2, 2011-3
Priscah Jeptoo	Mar: 2011-2
Sylvia Kibet	5000m: 2009-2, 2011-2
Edna Kiplagat	Mar: 2011-1, 2013-1
Jeruto Kiptum	3000mSC: 2005-3
Sally Kipyego	10,000m: 2011-2
Tegla Loroupe	10,000m: 1995-3, 1999-3
Edith Masai	5000m: 2003-3
Linet Masai	10,000m: 2009-1, 2011-3
Catherine Ndereba	Mar: 2003-1, 2005-2, 2007-1
Hellen Onsando Obiri	1500m: 2013-3
Susan Sirma	3000m: 1991-3
Eunice Sum	800m: 2013-1

KGZ / Kyrgyzstan

Years Entered: 1993 / 1995 / 1997 / 1999 / 2001 / 2003 / 2005 / 2009 / 2011 / 2013

See also USSR for 1983-1991

Best Placings:

Men	Valeriy Pisarev	1500m: 2003-dns/s1
Women	Yelena Bobrovskaya	LJ: 2001-21Q

KIR / Kiribati

Years Entered: All from 1999

Best Placings:

Men	George Pine	100m: 2011-4h1
Women	Kaitiano Mwemweata	100m: 2005-6h4

KOR / Korea

Years Entered: All from 1983

Placing Table:

Men	Gold	Silver	Bronze	4th	5th	6th	7th	8th
1993	-	-	-	1	-	-	-	-
1997	-	-	-	-	-	-	-	1
1999	-	-	-	-	-	1=	-	-
2011	-	-	-	-	1	-	1	-
Totals	-	-	-	1	1	1=	1	1

Medallists:

Men	Kim Jae-Ryong	Mar: 1993-4
Women	None. Best Placing:	
	Lee Myeong-Seon	SP: 1999-10

KSA / Saudi Arabia

Years Entered: All from 1991

Placing Table:

Men	Gold	Silver	Bronze	4th	5th	6th	7th	8th
1995	-	-	1	-	-	-	-	-
1997	-	-	-	1	-	-	-	-
2001	-	-	-	1	1	-	-	-
2003	-	-	-	-	1	-	-	-
2007	-	-	-	-	-	-	-	2
2013	-	-	-	-	-	1	-	1
Totals	-	-	1	2	2	1	-	3

Medallists:

Men	Sa'ed Shaddad Al-Asmari	3000mSC: 1995-3
Women	No competitors	

KUW / Kuwait

Years Entered: 1983 / 1987 / 1991 / 1993 / 1995 / 1997 / 1999 / 2001 / 2003 / 2005 / 2007 / 2009 / 2011

Best Placings:

Men	Ali Al-Zinkawi	HT: 2007-12
Women	No competitors	

LAO / Laos

Years Entered: All from 1993

Best Placings:

Men	Kitavanah Kountavong	100m: 2011-5h1
Women	Thoumphone Phommasanh	100m: 1995-6h7
	Philaylack Sackpraseuth	100m: 2009-6h6
	Boudsadee Vongdala	100m: 2011-6h1

LAT / Latvia

Years Entered: All from 1993
See also USSR for 1983-1991

Placing Tables:

Overall	Gold	Silver	Bronze	4th	5th	6th	7th	8th
1993	-	-	-	-	-	1	-	1
1997	-	-	-	-	-	-	1	1
2001	-	-	-	1	1	-	-	1
2005	-	-	-	-	-	1	1	-
2007	-	-	-	1	-	-	-	-
2009	-	-	-	1	-	-	1	-
2011	-	-	1	-	-	-	-	-
Totals	-	-	1	3	1	2	3	3

Men	Gold	Silver	Bronze	4th	5th	6th	7th	8th
1993	-	-	-	-	-	1	-	-
2001	-	-	-	1	-	-	-	1
2005	-	-	-	-	-	1	1	-
2007	-	-	-	1	-	-	-	-
2009	-	-	-	1	-	-	1	-
Totals	-	-	-	3	-	2	2	1

Women	Gold	Silver	Bronze	4th	5th	6th	7th	8th
1993	-	-	-	-	-	-	-	1
1997	-	-	-	-	-	-	1	1
2001	-	-	-	-	1	-	-	-
2011	-	-	1	-	-	-	-	-
Totals	-	-	1	-	1	-	1	2

Medallists:

Men	Aigars Fadejevs	50KmW: 2001-4
	Vadims Vasilevskis	JT: 2007-4, 2009-4
Women	None. Best Placing:	
	Ineta Radeviča	LJ: 2011-3

LBA / Libya

Years Entered: 1983 / 1997 / 1999 / 2001 / 2003 / 2005 / 2007 / 2009 / 2011

Best Placings:

Men Mohamed Khuouja 400m: 2009-7s1
 Women No competitors

LBR / Liberia

Years Entered: 1993 / 1995 / 1997 / 1999 / 2001 / 2003 / 2005
 / 2007 / 2009 / 2011

Best Placings:

Men Sayon Cooper 100m: 1997-7s2
 Women Phobay Kutu-Akoi 100m: 2011-5q2

LCA / Saint Lucia

Years Entered: All from 1983

Best Placings:

Men Darvin Edwards HJ: 2011-12=
 Women Levern Spencer HJ: 2013-11

LES / Lesotho

Years Entered: All from 1983

Best Placings:

Men Mosito Lehata 200m: 2013-8s3
 Women Puseletso Monkoe 800m: 1987-6h3
 Angelina Pitso 800m: 1991-6h2
 Lineo Shoai 200m: 2003-6h5

LIB / Lebanon

Years Entered: All from 1983

Best Placings:

Men Jean-Claude Rabbath HJ: 1999-23Q, 2005-23=Q
 Women Gretta Taslakian 400m: 2001-5h1

LIE / Liechtenstein

Years Entered: 1987 / 1991 / 1993 / 1995 / 2007

Best Placings:

Men Roland Wille Mar: 1991-35
 Women Manuela Marxer 100mH: 1993-7h6

LTU / Lithuania

Years Entered: All from 1993

See also USSR for 1983-1991

Placing Tables:

Overall	Gold	Silver	Bronze	4th	5th	6th	7th	8th
1995	-	-	-	-	-	-	-	1=
1997	-	1	1	-	-	-	-	-
1999	-	-	-	1	1	-	-	1
2001	-	1	-	-	-	1	-	-
2003	1	-	-	-	-	-	-	-
2005	1	-	-	1	-	-	-	-

2007	-	-	-	1	-	1	-	-
2009	-	-	-	1	-	-	-	1
2011	-	-	-	-	-	1	-	2
Totals	2	2	1	4	1	3	-	4+1=

Men	Gold	Silver	Bronze	4th	5th	6th	7th	8th
1997	-	1	-	-	-	-	-	-
1999	-	-	-	1	1	-	-	-
2001	-	1	-	-	-	-	-	-
2003	1	-	-	-	-	-	-	-
2005	1	-	-	-	-	-	-	-
2007	-	-	-	1	-	-	-	-
2009	-	-	-	1	-	-	-	-
2011	-	-	-	-	-	1	-	-
Totals	2	2	-	3	1	1	-	-

Women	Gold	Silver	Bronze	4th	5th	6th	7th	8th
1995	-	-	-	-	-	-	-	1=
1997	-	-	1	-	-	-	-	-
1999	-	-	-	-	-	-	-	1
2001	-	-	-	-	-	1	-	-
2005	-	-	-	1	-	-	-	-
2007	-	-	-	-	-	1	-	-
2009	-	-	-	-	-	-	-	1
2011	-	-	-	-	-	-	-	2
Totals	-	-	1	1	-	2	-	4+1=

Medallists:

Men **Virgilijus Alekna** DT: 1997-2, 2001-2, **2003-1, 2005-1**

Women Remigija Nazarovienė Hep: 1997-3

LUX / Luxembourg

Years Entered: 1976 / 1983 / 1987 / 1993 / 1995 / 1999 / 2001
 / 2003 / 2005 / 2009 / 2013

Best Placings:

Men Lucien Faber 50KmW: 1976-26
 Women Véronique Linster 100mH: 1995-7h5

MAC / Macau

Years Entered: All from 2001

Best Placings:

Men Au Chi Kun 100m: 2005-7h2
 Lei Wai Kun 200m: 2001-7h6
 Pao Hin Fong 100m: 2007-7h3
 Women Cheong Im Wa 100m: 2005-5h6

MAD / Madagascar

Years Entered: All from 1983

Best Placings:

Men Yvon Rakotoarimiandry 400mH: 2001-7s1
 Joseph Randriamahaja 110mH: 2001-7s2
 Women Nicole Ramalalanirina 100mH: 1993-6s2

MAR / Morocco

Years Entered: All from 1983

Placing Tables:

Overall	Gold	Silver	Bronze	4th	5th	6th	7th	8th
1983	-	-	1	-	-	-	-	-
1987	1	-	-	-	1	-	-	-
1991	-	-	2	-	-	2	1	1
1993	-	-	-	-	1	1	2	1
1995	-	3	1	3	1	-	-	-
1997	2	1	1	1	1	-	1	-
1999	2	2	1	1	-	-	-	1
2001	2	1	-	-	-	1	2	1
2003	2	1	-	1	-	-	-	-
2005	1	2	-	1	-	-	-	1
2007	-	1	-	1	-	1	-	-
2009	-	-	-	-	1	1	1	-
2011	-	-	-	3	1	1	-	-
Totals	10	11	6	11	6	7	7	5

Men	Gold	Silver	Bronze	4th	5th	6th	7th	8th
1983	-	-	1	-	-	-	-	-
1987	1	-	-	-	1	-	-	-
1991	-	-	2	-	-	2	1	1
1993	-	-	-	-	1	1	2	1
1995	-	3	-	3	1	-	-	-
1997	1	1	1	1	1	-	1	-
1999	2	-	1	1	-	-	-	1
2001	1	1	-	-	-	1	1	1
2003	2	1	-	-	-	-	-	-
2005	1	1	-	1	-	-	-	1
2007	-	-	-	-	-	1	-	-
2009	-	-	-	-	1	1	1	-
2011	-	-	-	2	1	1	-	-
Totals	8	7	5	8	6	7	6	5

Women	Gold	Silver	Bronze	4th	5th	6th	7th	8th
1995	-	-	1	-	-	-	-	-
1997	1	-	-	-	-	-	-	-
1999	-	2	-	-	-	-	-	-
2001	1	-	-	-	-	-	1	-
2003	-	-	-	1	-	-	-	-
2005	-	1	-	-	-	-	-	-
2007	-	1	-	1	-	-	-	-
2011	-	-	-	1	-	-	-	-
Totals	2	4	1	3	-	-	1	-

Medallists:

Men	Said Aouita	1500m: 1983-3; 5000m: 1987-1
	Khalid Boulami	5000m: 1995-2, 1997-2
	Brahim Boutayeb	5000m: 1991-3
	Hicham El Guerrouj	1500m: 1995-2, 1997-1, 1999-1, 2001-1, 2003-1; 5000m: 2003-2
	Ali Ezzine	3000mSC: 1999-3, 2001-2
	Jaouad Gharib	Mar: 2003-1, 2005-1
	Salah Hissou	5000m: 1999-1; 10,000m: 1997-3
	Adil Kaouch	1500m: 2005-2
	Khalid Skah	10,000m: 1991-3, 1995-2
Women	Hasna Benhassi	800m: 2005-2, 2007-2
	Nezha Bidouane	400mH: 1997-1, 1999-2, 2001-1
	Zahra Ouaziz	5000m: 1995-3, 1999-2

MAS / Malaysia

Years Entered: 1983 / 1987 / 1991 / 1993 / 1995 / 1997 / 1999 / 2001 / 2003 / 2005 / 2007 / 2009 / 2013

Best Placings:

Men	Azmi Ibrahim	100m: 1995-6h3
	Muhd Faiz Mohamad	110mH: 2003-6h3
	Watson Nyambek	100m: 1999-6h4
	Rabuan Pit	100m: 1983-6h3
Women	Yuan Yufang	20KmW: 1999-16

MAW / Malawi

Years Entered: 1983, then all from 1991

Best Placings:

Men	John Mwathiwa	Mar: 1995-34
Women	Vivian Pearson	1500m: 1983-7h2
	Ambwene Simukonda	400m: 2011-7h4

MDA / Moldova

Years Entered: All from 1993

Placing Table:

Men	Gold	Silver	Bronze	4th	5th	6th	7th	8th
2011	-	-	-	-	-	-	-	1
Totals	-	-	-	-	-	-	-	1

Best Placings:

Men	Ion Luchianov	3000mSC: 2011-8
Women	Olga Bolshova	TJ: 2001-9

MDV / Maldives

Years Entered: All from 1987

Best Placings:

Men	Mohamed Amir	800m: 2003-7h6
	Ismail Asif	100m: 1987-7h7
	Hussein Haleem	100m: 2009-7h8
	Naseer Ismail	800m: 1993-7h3, 1999-7h2
	Shifaz Mohamed	800m: 2011-7h2
	Ahmed Shageef	200m: 1991-7h1
	Ali Shareef	100m: 2005-7h6
Women	Shamha Ahmed	100m: 2001-6h2
	Fathimath Fezleen	100m: 1991-6h8
	Afa Ismail	200m: 2013-6h3

MEX / Mexico

Years Entered: 1976, then all from 1983

Placing Tables:

Overall	Gold	Silver	Bronze	4th	5th	6th	7th	8th
1976	-	1	-	1	-	-	-	-
1983	1	-	-	-	1	-	-	-
1987	-	-	-	1	1	-	-	1
1991	-	-	-	-	-	1	1	-
1993	-	-	-	-	-	-	-	1
1995	-	1	-	1	-	-	-	-
1997	1	-	1	-	-	-	-	-
1999	-	-	2	-	-	-	-	-
2001	-	-	2	-	-	1	-	-
2003	1	-	-	1	-	-	-	-
2005	-	-	1	-	-	1	-	1
2007	-	-	-	2	-	-	-	1
2009	-	-	1	-	-	-	-	1
2013	-	-	1	-	-	-	1	-
Totals	3	2	8	6	2	3	2	5

Men	Gold	Silver	Bronze	4th	5th	6th	7th	8th
1976	-	1	-	1	-	-	-	-
1983	1	-	-	-	1	-	-	-
1987	-	-	-	1	1	-	-	1
1991	-	-	-	-	-	-	1	-
1993	-	-	-	-	-	-	-	1
1995	-	1	-	1	-	-	-	-
1997	1	-	1	-	-	-	-	-
1999	-	-	2	-	-	-	-	-
2001	-	-	1	-	-	1	-	-
2003	-	-	-	1	-	-	-	-
2005	-	-	-	-	-	1	-	1
2007	-	-	-	1	-	-	-	-
2009	-	-	1	-	-	-	-	1
2013	-	-	1	-	-	-	-	-
Totals	2	2	6	5	2	2	1	4

Women	Gold	Silver	Bronze	4th	5th	6th	7th	8th
1991	-	-	-	-	-	1	-	-
2001	-	-	1	-	-	-	-	-
2003	1	-	-	-	-	-	-	-
2005	-	-	1	-	-	-	-	-
2007	-	-	-	1	-	-	-	1
2013	-	-	-	-	-	-	1	-
Totals	1	-	2	1	-	1	1	1

Medallists:

Men	Ernesto Canto	20KmW: 1983-1
	Dionicio Cerón	Mar: 1995-2
	Alejandro Cárdenas	400m: 1999-3
	Daniel García	20KmW: 1997-1, 1999-3
	Edgar Hernández	50KmW: 2001-3
	Luis Rivera	LJ: 2013-3
	Miguel Angel Rodríguez	50KmW: 1997-3
	Eder Sánchez	20KmW: 2009-3
	Enrique Vera Ibanez	50KmW: 1976-2
Women	Ana Guevara	400m: 2001-3, 2003-1, 2005-3

MGL / Mongolia

Years Entered: 1991 / 1993 / 1995 / 1997 / 1999, then all from 2003

Best Placings:

Men	Ser-Od Bat-Ochir	Mar: 2011-20
Women	Odgoncimeg Jatamsuren	100m: 1991-4h1

MHL / Marshall Islands

Years Entered: 1991 / 1999 / 2009 / 2013

Best Placings:

Men	Roman Cress	100m: 2013-6h2
Women	No competitors	

MKD / Former Yugoslav Republic of Macedonia

Years Entered: 1993, then all from 1997

Best Placings:

Men	Dejan Angelovski	JT: 2005-30Q
Women	Marina Damceska	Hep: 1993-21

MLI / Mali

Years Entered: All from 1983

Best Placings:

Men	Moussa Camara	800m: 2011-7s3
	Ibrahim Maïga	400mH: 2007-7s3
Women	Kadiatou Camara	100m: 2003-7q2
	Djénebou Dante	100m: 2011-7q7

MLT / Malta

Years Entered: All from 1983

Best Placings:

Men	Karl Farrugia	100m: 2011-3h4
Women	Jennifer Pace	JT: 1983-21Q

MNE / Montenegro

Years Entered: All from 2007

Best Placings:

Men	Danijel Furtula	DT: 2013-26Q
Women	Marija Vuković	HJ: 2011-27Q

MNT / Montserrat

Years Entered: 1983 / 1987 / 1991 / 1993 / 1995 / 1997 / 1999 / 2001 / 2007 / 2013

Best Placings:

Men	Oswald Philip	TJ: 1983-24Q
Women	Magdalene Springer	SP: 1983-20Q

MON / Monaco

Years Entered: 1987, then all from 1997

Best Placings:

Men	Sébastien Gattuso	100m: 2007-5h7
Women	Carine Cresto	100mH: 1999-7h4
	Virginie Gollino	100mH: 1997-7h1

MOZ / Mozambique

Years Entered: All from 1983

Placing Table:

Women	Gold	Silver	Bronze	4th	5th	6th	7th	8th
1991	-	-	-	1	-	-	-	-
1993	1	-	-	-	-	-	1	-
1997	-	-	1	-	-	-	-	-
1999	-	1	-	-	-	-	-	-
2001	1	-	-	-	-	-	-	-
2003	1	-	-	-	-	-	-	-
2005	-	-	-	1	-	-	-	-
Totals	3	1	1	2	-	-	1	-

Medallists:

Men	None. Best Placing:	
	Kurt Couto	400mH: 2007-5h2, 2011-5h5
Women	Maria Mutola	800m: 1993-1, 1997-3, 1999-2, 2001-1, 2003-1

MRI / Mauritius

Years Entered: All from 1983

Placing Table:

Men	Gold	Silver	Bronze	4th	5th	6th	7th	8th
2001	-	-	-	1	-	1	-	-
2003	-	-	-	-	2	-	-	-
2005	-	-	-	-	1	-	-	-
Totals	-	-	-	1	3	1	-	-

Best Placings:

Men	Éric Milazar	400m: 2001-4
Women	Anabelle Lascar	800m: 2009-5h6
	Jane Thondojee	100m: 1991-5h1

MTN / Mauritania

Years Entered: 1987 / All from 1993

Best Placings:

Men	Mohamed Ghassem Ahmed Taled	100m: 2011-5h2
Women	Bounkou Camara	100m: 2011-7h4
	Aminata Kamissoko	100m: 2003-7h7

MYA / Myanmar

Years Entered: 1991 / 1993 / 1995 / 1997 / 1999, then all from 2003

Best Placings:

Men	Myint Kan	Mar: 1991-27
Women	Kay Khine Lwin	200m: 2007-5h2
	Myint Myint Aye	800m: 2005-5h3

NAM / Namibia

Years Entered: All from 1991

Placing Tables:

Overall	Gold	Silver	Bronze	4th	5th	6th	7th	8th
1991	-	1	-	-	1	-	-	-
1993	1	1	-	-	-	1	-	-
1995	-	1	-	1	-	-	-	-
1997	-	1	-	1	-	-	-	-
2003	-	-	-	-	-	-	1	-
2007	-	-	-	-	-	1	-	-
Totals	1	4	-	2	1	2	1	-

Men	Gold	Silver	Bronze	4th	5th	6th	7th	8th
1991	-	1	-	-	1	-	-	-
1993	1	1	-	-	-	1	-	-
1995	-	1	-	1	-	-	-	-
1997	-	1	-	1	-	-	-	-
2003	-	-	-	-	-	-	1	-
Totals	1	4	-	2	1	1	1	-

Women	Gold	Silver	Bronze	4th	5th	6th	7th	8th
2007	-	-	-	-	-	1	-	-
Totals	-	-	-	-	-	1	-	-

Medallists:

Men	Frankie Fredericks	200m: 1991-2, 1993-1, 1995-2, 1997-2
	Lucketz Swartbooi	Mar: 1993-2

Women	None. Best Placing: Agnes Samaria	1500m: 2007-6
-------	--------------------------------------	---------------

NCA / Nicaragua

Years Entered: All from 1983

Best Placings:

Men	William Aguirre	Mar: 1991-28
Women	Dalila Rugama	JT: 2007-29Q
	Lourdes Ruiz	DT: 1991-29Q

NED / Netherlands

Years Entered: All from 1976

Placing Tables:

Overall	Gold	Silver	Bronze	4th	5th	6th	7th	8th
1983	-	1	-	-	-	-	1	1
1987	-	-	-	-	-	1	-	1
1991	-	1	-	-	-	-	-	-
1993	-	-	1	-	-	-	-	-
1995	-	-	-	-	-	1	-	-
1997	-	-	-	-	-	1	-	1
1999	-	-	-	-	-	-	-	1
2001	-	-	-	-	-	1=	-	-
2003	-	-	1	1	-	-	2	1
2005	1	1	-	-	1	-	-	1
2007	-	-	2	-	-	-	-	-
2009	-	-	-	-	1=	-	1	-
2011	-	-	-	-	1	-	-	-
2013	-	1	1	-	2	-	1	1
Totals	1	4	5	1	4+1=	3+1=	5	7

Men	Gold	Silver	Bronze	4th	5th	6th	7th	8th
1983	-	1	-	-	-	-	-	-
1991	-	1	-	-	-	-	-	-
1993	-	-	1	-	-	-	-	-
1997	-	-	-	-	-	1	-	-
1999	-	-	-	-	-	-	-	1
2001	-	-	-	-	-	1=	-	-
2003	-	-	1	-	-	-	2	1
2005	1	1	-	-	1	-	-	-
2007	-	-	2	-	-	-	-	-
2009	-	-	-	-	1=	-	1	-
2011	-	-	-	-	1	-	-	-
2013	-	1	-	-	2	-	1	-
Totals	1	4	4	-	4+1=	1+1=	4	2

Women	Gold	Silver	Bronze	4th	5th	6th	7th	8th
1983	-	-	-	-	-	-	1	1
1987	-	-	-	-	-	1	-	1
1995	-	-	-	-	-	1	-	-
1997	-	-	-	-	-	-	-	1
2003	-	-	-	1	-	-	-	-
2005	-	-	-	-	-	-	-	1
2013	-	-	1	-	-	-	-	1
Totals	-	-	1	1	-	2	1	5

Medallists:

Men	Timothy Beck	4x100mR: 2003-3
	Rens Blom	PV: 2005-1
	Cairmin Douglas	4x100mR: 2003-3
	Troy Douglas	4x100mR: 2003-3
	Rob Druppers	800m: 1983-2
	Ignisious Gaisah	LJ: 2013-2
	Guus Hoogmoed	4x100mR: 2003-3 (ran ht)

	Rutger Smith	SP: 2005-2, 2007-3; DT: 2007-3
	Erik de Bruin	DT: 1991-2
	Albert van Vlaanderen	Mar: 1993-3
	Patrick van Balkom	4x100mR: 2003-3
Women	Dafne Schippers	Hep: 2013-3

NEP / Nepal

Years Entered: 1983 / 1987 / 1991 / 1993 / 1995 / 1997 / 1999
/ 2001 / 2003 / 2007 / 2011

Best Placings:

Men	Krishna Bahadur Basset	Mar: 1991-31
Women	Chandra Kala Thapa	100m: 2011-5h1

NFI / Norfolk Island

Years Entered: 1995 / 1997 / 1999 / 2001 / 2007

Best Placings:

Men	Brentt Jones	HT: 1995-40Q, 1997-40Q
Women	Angela Keogh	20KmW: 2001-27

NGR / Nigeria

Years Entered: All from 1983

Placing Tables:

Overall	Gold	Silver	Bronze	4th	5th	6th	7th	8th
1983	-	-	1	-	-	-	-	1
1987	-	1	-	-	-	3	-	-
1991	-	-	-	2	2	-	1	-
1993	-	-	-	-	3	-	1	-
1995	-	-	1	-	1	4	2	1
1997	-	1	-	-	1	1	2	-
1999	-	1	1	1	-	1	-	1
2001	-	-	-	1	-	1	-	-
2003	-	-	-	1	1	1	-	1
2005	-	-	-	-	-	-	1	-
2007	-	-	-	1	-	-	-	1
2009	-	-	-	-	-	1	-	1
2011	-	-	-	-	1	1	1	1=
2013	-	1	1	-	-	2	-	-
Totals	-	4	4	6	9	16	8	6+1=

Men	Gold	Silver	Bronze	4th	5th	6th	7th	8th
1983	-	-	1	-	-	1	-	1
1987	-	1	-	-	-	2	-	-
1991	-	-	-	1	1	-	-	-
1993	-	-	-	-	1	-	1	-
1995	-	-	1	-	-	1	1	1
1997	-	1	-	-	-	1	-	-
1999	-	-	1	-	-	-	-	-
2003	-	-	-	1	1	1	-	1
2007	-	-	-	1	-	-	-	-
2009	-	-	-	-	-	-	-	1
Totals	-	2	3	3	3	6	2	4

Women	Gold	Silver	Bronze	4th	5th	6th	7th	8th
1987	-	-	-	-	-	1	-	-
1991	-	-	-	1	1	-	1	-
1993	-	-	-	-	2	-	-	-
1995	-	-	-	-	1	3	1	-
1997	-	-	-	-	1	-	2	-

1999	-	1	-	1	-	1	-	1
2001	-	-	-	1	-	1	-	-
2005	-	-	-	-	-	-	1	-
2007	-	-	-	-	-	-	-	1
2009	-	-	-	-	-	1	-	-
2011	-	-	-	-	1	1	1	1=
2013	-	1	1	-	-	2	-	-
Totals	-	2	1	3	6	10	6	2+1=

Medallists:

Men	Kunle Adejuyigbe	4x400mR: 1995-3
	Olapade Adeniken	4x100mR: 1997-2
	Ajayi Agbebaku	TJ: 1983-3
	Sunday Bada	4x400mR: 1995-3
	Innocent Egbunike	400m: 1987-2
	Udeme Ekpeyong	4x400mR: 1995-3
	Davidson Ezinwa	4x100mR: 1997-2
	Osmond Ezinwa	4x100mR: 1997-2
	Jude Monye	4x400mR: 1995-3
	Francis Obikwelu	200m: 1999-3; 4x100mR: 1997-2
Women	Glory Alozie	100mH: 1999-2
	Blessing Okagbare	200m: 2013-3; LJ: 2013-2

NIG / Niger

Years Entered: 1991 / 1993 / 1997 / 1999 / 2001 / 2003, then
all from 2007

Best Placings:

Men	Mahamadou Ibrahim	800m: 2003-6h8
Women	Nafissa Souleymane	100m: 2011-5h3

NMI / Northern Mariana Islands

Years Entered: 1991, then all from 1995

Best Placings:

Men	Fa'ae Talalemotu	SP: 1997-32Q
Women	Yvonne Bennett	100m: 2011-4h5

NOR / Norway

Years Entered: All from 1980

Placing Tables:

Overall	Gold	Silver	Bronze	4th	5th	6th	7th	8th
1980	-	-	1	-	-	1	-	-
1983	1	-	-	-	1	-	-	-
1987	1	-	-	1	-	-	-	-
1991	-	1	-	-	1	-	1	-
1993	1	-	-	-	-	-	-	-
1995	-	-	1	1=	-	3	-	-
1997	2	-	-	1=	1	-	1	-
1999	-	-	1	1	-	-	-	-
2003	-	-	-	-	-	-	-	1
2005	-	1	-	1	-	-	-	-
2007	-	1	-	1	1	-	-	2
2009	1	1	-	-	-	-	1	-
2011	-	1	-	1	-	1	-	-
2013	-	-	-	-	-	1	-	2
Totals	6	5	3	5+2=	4	6	3	5

Men	Gold	Silver	Bronze	4th	5th	6th	7th	8th
1983	-	-	-	-	1	-	-	-

1991	-	1	-	-	-	-	-	-
1995	-	-	1	1=	-	1	-	-
1997	-	-	-	1=	1	-	1	-
1999	-	-	-	1	-	-	-	-
2003	-	-	-	-	-	-	-	1
2005	-	1	-	1	-	-	-	-
2007	-	1	-	-	1	-	-	2
2009	1	1	-	-	-	-	1	-
2011	-	1	-	1	-	-	-	-
2013	-	-	-	-	-	1	-	2
Totals	1	5	1	3+2=	3	2	2	5

Women	Gold	Silver	Bronze	4th	5th	6th	7th	8th
1980	-	-	1	-	-	1	-	-
1983	1	-	-	-	-	-	-	-
1987	1	-	-	1	-	-	-	-
1991	-	-	-	-	1	-	1	-
1993	1	-	-	-	-	-	-	-
1995	-	-	-	-	-	2	-	-
1997	2	-	-	-	-	-	-	-
1999	-	-	1	-	-	-	-	-
2007	-	-	-	1	-	-	-	-
2011	-	-	-	-	-	1	-	-
Totals	5	-	2	2	1	4	1	-

Medallists:

Men	Lars Arvid Nilsen	SP: 1991-2
	Trond Nymark	50KmW: 2009-2
	Vebjørn Rodal	800m: 1995-3
	Andreas Thorkildsen	JT: 2005-2, 2007-2, 2009-1, 2011-2
Women	Trine Hattestad	JT: 1993-1, 1997-1, 1999-3
	Hanne Haugland	HJ: 1997-1
	Ingrid Kristiansen	3000m: 1980-3; 10,000m: 1987-1
	Grete Waitz	Mar: 1983-1

NRU / Nauru

Years Entered: All from 1983

Best Placings:

Men	Jay Jay Capelle	100m: 2003-5h5
Women	Lovelite Detenamo	100m: 2011-5q5

NZL / New Zealand

Years Entered: All from 1980

Placing Tables:

Overall	Gold	Silver	Bronze	4th	5th	6th	7th	8th
1987	-	-	-	-	-	1	-	-
1991	-	-	-	1	-	1	-	-
1997	1	-	-	-	-	1	-	-
1999	-	-	-	-	1	-	1	-
2003	-	-	-	-	1	-	-	-
2005	-	1	-	1	-	-	-	-
2007	1	-	-	-	1	-	-	-
2009	1	-	-	-	-	-	-	1
2011	1	-	-	-	-	-	-	-
2013	1	-	-	-	-	-	-	-
Totals	5	1	-	2	3	3	1	1

Men	Gold	Silver	Bronze	4th	5th	6th	7th	8th
1987	-	-	-	-	-	1	-	-
1991	-	-	-	1	-	1	-	-
1999	-	-	-	-	-	-	1	-
Totals	-	-	-	1	-	2	1	-

Women	Gold	Silver	Bronze	4th	5th	6th	7th	8th
1997	1	-	-	-	-	1	-	-
1999	-	-	-	-	1	-	-	-
2003	-	-	-	-	1	-	-	-
2005	-	1	-	1	-	-	-	-
2007	1	-	-	-	1	-	-	-
2009	1	-	-	-	-	-	-	1
2011	1	-	-	-	-	-	-	-
2013	1	-	-	-	-	-	-	-
Totals	5	1	-	1	3	1	-	1

Medallists:

Men	None. Best Placing: Gavin Lovegrove	JT: 1991-4
Women	Valerie Adams	SP: 2005-2, 2007-1, 2009-1, 2011-1, 2013-1
	Beatrice Faumuina	DT: 1997-1

OMA / Oman

Years Entered: 1983 / 1987 / 1993 / 1995 / 1997 / 1999 / 2001 / 2003 / 2009 / 2011 / 2013

Best Placings:

Men	Mohamed Al-Malki	400m: 1987-6q2
Women	No competitors	

PAK / Pakistan

Years Entered: 1983 / 1991 / 1993 / 1995 / 1997, then all from 2001

Best Placings:

Men	Banaras Khan	LJ: 1993-34Q
Women	Saira Fazal	100m: 2003-5h7
	Rozina Shafqat	400m: 2009-5h4

PAN / Panama

Years Entered: All from 1983

Placing Table:

Men	Gold	Silver	Bronze	4th	5th	6th	7th	8th
2005	-	-	-	-	-	1	1	-
2007	1	-	-	-	-	-	-	-
2009	-	1	-	-	-	-	-	-
Totals	1	1	-	-	-	1	1	-

Medallists:

Men	Alonso Edward	200m: 2009-2
	Irving Saladino	LJ: 2007-1
Women	None. Best Placing: Irina Ambulo	400m: 1983-7q3

PAR / Paraguay

Years Entered: All from 1983

Best Placings:

Men	Ramon Jiménez-Gaona	DT: 1993-15Q
Women	Leryn Franco	JT: 2003-24Q

PER / Peru**Years Entered:** All from 1983**Best Placings:**

Men Jorge McFarlane LJ: 2011-26Q
 Women Ena Guevara Mar: 1991-19

PHI / Philippines**Years Entered:** 1983 / 1987 / 1991 / 1993 / 1995 / 1997, then all from 2001**Best Placings:**

Men Isidro del Prado 400m: 1983-7q2
 Women Marestella Torres LJ: 2005-15Q

PLE / Palestine**Years Entered:** 1983 / 1987 / All from 1993**Best Placings:**

Men Mohamed Abukhousa 100m: 2013-5h4
 Women Nabeela Mabrouk SP: 1995-25Q

PLW / Palau**Years Entered:** All from 1997**Best Placings:**

Men Rodman Teltul 100m: 2011-4h2
 Women Ngerak Florencio 100m: 2003-6h6
 Peoria Koshiba 100m: 2001-6h4
 Bella Reklai 100m: 2009-6h4

PNG / Papua New Guinea**Years Entered:** All from 1983**Best Placings:**

Men Paiwa Bogela 400mH: 1983-6h1
 Mowen Boino 400mH: 2001-6h3, 2007-6h4, 2013-6h4
 Peter Pulu 100m: 1995-6h6
 Ivan Wakit 400mH: 1999-6h5
 Women Elanga Buala 400m: 1983-6q2

POL / Poland**Years Entered:** 1976, then all from 1983**Placing Tables:**

Overall	Gold	Silver	Bronze	4th	5th	6th	7th	8th
1983	2	1	1	1	-	1	-	2+1=
1987	-	-	-	2	1	-	1	-
1991	1	-	-	2	1	2	-	1
1993	-	1	-	-	1	1	1	2
1995	-	-	2	1	1	1	1	1=
1997	1	1	1	1	1	-	-	1
1999	1	-	-	-	4	-	3	1
2001	2	-	3	1	1	2	1	1
2003	1	-	-	1=	3	2	2	1
2005	-	2	-	2	1	1+1=	4	2

2007	-	-	3	3	-	2	2	3
2009	2	3+1=	1+1=	2	1	-	1	1
2011	1	-	-	5	1	1	2	1
2013	1	2	-	1	-	4	1+1=	1
Totals	12	10+1=	11+1=	21+1=	16	17+1=	19+1=	17+2=

Men	Gold	Silver	Bronze	4th	5th	6th	7th	8th
1983	2	1	1	1	-	1	-	1+1=
1987	-	-	-	2	1	-	-	-
1991	-	-	-	1	1	-	-	-
1993	-	1	-	-	-	-	-	-
1995	-	-	2	-	1	-	-	1=
1997	1	1	1	-	1	-	-	-
1999	1	-	-	-	3	-	-	-
2001	2	-	2	-	-	2	-	1
2003	1	-	-	-	1	1	1	-
2005	-	1	-	-	1	-	3	-
2007	-	-	2	1	-	-	2	-
2009	-	3	1=	1	1	-	-	1
2011	1	-	-	3	-	1	2	1
2013	1	1	-	1	-	3	-	1
Totals	9	8	8+1=	10	10	8	8	5+2=

Women	Gold	Silver	Bronze	4th	5th	6th	7th	8th
1983	-	-	-	-	-	-	-	1
1987	-	-	-	-	-	-	1	-
1991	1	-	-	1	-	2	-	1
1993	-	-	-	-	1	1	1	2
1995	-	-	-	1	-	1	1	-
1997	-	-	-	1	-	-	-	1
1999	-	-	-	-	1	-	3	1
2001	-	-	1	1	1	-	1	-
2003	-	-	-	1=	2	1	1	1
2005	-	1	-	2	-	1+1=	1	2
2007	-	-	1	2	-	2	-	3
2009	2	1=	1	1	-	-	1	-
2011	-	-	-	2	1	-	-	-
2013	-	1	-	-	-	1	1+1=	-
Totals	3	2+1=	3	11+1=	6	9+1=	11+1=	12

Medallists:

Men	Witold Banka	4x400mR: 2007-3 (ran ht)
	Sylwester Bednarek	HJ: 2009-3=
	Jacek Bocian	4x400mR: 1999-1, 2001-3 (ran ht)
	Paweł Czapiewski	800m: 2001-3
	Tomasz Czubak	4x400mR: 1997-3, 1999-1
	Daniel Dąbowski	4x400mR: 2007-3
	Piotr Długosielski	4x400mR: 1999-1 (ran ht), 2001-3
	Paweł Fajdek	HT: 2013-1
	Piotr Haczek	4x400mR: 1997-3, 1999-1, 2001-3
	Zdzisław Hoffmann	TJ: 1983-1
	Robert Korzeniowski	50KmW: 1995-3, 1997-1, 2001-1, 2003-1
	Kacper Kozłowski	4x400mR: 2007-3
	Zdzisław Kwaśny	HT: 1983-3
	Robert Maćkowiak	4x400mR: 1997-3, 1999-1
	Tomasz Majewski	SP: 2009-2
	Piotr Małachowski	DT: 2009-2, 2013-2
	Bogusław Mamiński	3000mSC: 1983-2
	Marcin Marciniuszyn	4x400mR: 2007-3
	Artur Partyka	HJ: 1993-2, 1995-3, 1997-2
	Marek Plawgo	400mH: 2007-3; 4x400mR: 2007-3
	Piotr Rysiukiewicz	4x400mR: 1997-3, 2001-3
	Edward Sarul	SP: 1983-1
	Rafał Wieruszewski	4x400mR: 2001-3, 2007-3 (ran ht)

	Paweł Wojciechowski	PV: 2011-1
	Szymon Ziółkowski	HT: 2001-1, 2005-2, 2009-2
Women	Kamila Chudzik	Hep: 2009-3
	Anna Jesień	400mH: 2007-3
	Wanda Panfil	Mar: 1991-1
	Monika Pyrek	PV: 2001-3, 2005-2, 2009-2=
	Anna Rogowska	PV: 2009-1
	Anita Włodarczyk	HT: 2009-1, 2013-2

POR / Portugal

Years Entered: All from 1980

Placing Tables:

Overall	Gold	Silver	Bronze	4th	5th	6th	7th	8th
1983	-	-	-	1	-	1	-	-
1987	1	1	-	-	-	-	1	1
1991	-	-	-	-	1	1	1	1
1993	-	1	-	-	-	1	1	-
1995	2	1	1	-	-	-	-	1
1997	1	2	1	-	-	2	-	-
1999	-	-	-	2	2	-	1	-
2001	-	-	1	1	-	-	1	-
2003	-	-	-	1	1	-	-	-
2005	-	-	2	1	-	-	1	-
2007	1	-	-	1	1	-	1	-
2009	-	1	-	1	1	1	-	-
2011	-	-	-	-	2	1	1	1
2013	-	-	-	1	-	-	-	1
Totals	5	6	5	9	8	7	8	5

Men	Gold	Silver	Bronze	4th	5th	6th	7th	8th
1983	-	-	-	-	-	1	-	-
1987	-	1	-	-	-	-	-	1
1991	-	-	-	-	1	1	-	1
1995	-	-	-	-	-	-	-	1
1997	-	-	-	-	-	1	-	-
1999	-	-	-	1	1	-	-	-
2001	-	-	1	-	-	-	1	-
2003	-	-	-	1	1	-	-	-
2005	-	-	1	1	-	-	-	-
2007	1	-	-	-	-	-	-	-
2009	-	1	-	-	-	-	-	-
2011	-	-	-	-	2	-	-	-
2013	-	-	-	1	-	-	-	-
Totals	1	2	2	4	5	3	1	3

Women	Gold	Silver	Bronze	4th	5th	6th	7th	8th
1983	-	-	-	1	-	-	-	-
1987	1	-	-	-	-	-	1	-
1991	-	-	-	-	-	-	1	-
1993	-	1	-	-	-	1	1	-
1995	2	1	1	-	-	-	-	-
1997	1	2	1	-	-	1	-	-
1999	-	-	-	1	1	-	1	-
2001	-	-	-	1	-	-	-	-
2005	-	-	1	-	-	-	1	-
2007	-	-	-	1	1	-	1	-
2009	-	-	-	1	1	1	-	-
2011	-	-	-	-	-	1	1	1
2013	-	-	-	-	-	-	-	1
Totals	4	4	3	5	3	4	7	2

Medallists:

Men	Carlos Calado	LJ: 2001-3
	Domingos Castro	5000m: 1987-2
	Rui Silva	1500m: 2005-3
	Nelson Évora	TJ: 2007-1, 2009-2

Women	Susana Feitór	20KmW: 2005-3
	Manuela Machado	Mar: 1993-2, 1995-1, 1997-2
	Rosa Mota	Mar: 1987-1
	Fernanda Ribeiro	5000m: 1995-2, 1997-3;
		10,000m: 1995-1, 1997-2
	Carla Sacramento	1500m: 1995-3, 1997-1

PRK / PDR of Korea

Years Entered: 1983 / 1999 / 2003 / 2005 / 2009 / 2013

Placing Table:

Women	Gold	Silver	Bronze	4th	5th	6th	7th	8th
1999	1	-	-	-	-	-	-	-
2003	-	-	-	-	1	-	-	-
2013	-	-	-	-	-	-	-	1
Totals	1	-	-	-	1	-	-	1

Medallists:

Men	None. Best Placing:	
	Ri Kyong-chol	Mar: 2005-32
Women	Yong Song-Ok	Mar: 1999-1

PUR / Puerto Rico

Years Entered: All from 1983

Placing Table:

Men	Gold	Silver	Bronze	4th	5th	6th	7th	8th
2009	-	1	-	-	-	-	-	-
2011	-	1	-	-	-	-	-	-
2013	-	-	-	-	-	1	-	-
Totals	-	2	-	-	-	1	-	-

Medallists:

Men	Javier Culson	400mH: 2009-2, 2011-2
Women	None. Best Placing:	
	Yvonne Harrison	400mH: 2001-7s2

PYF / Polynesia Française (Tahiti up to 2001

Years Entered): 1993, then all from 1997

Best Placings:

Men	Gordon Barff	DT: 1993-29Q
Women	Marie-Jeanne Jerusalemly	100m: 2001-5h6

QAT / Qatar

Years Entered: All from 1983

Placing Table:

Men	Gold	Silver	Bronze	4th	5th	6th	7th	8th
1993	-	-	-	1	-	-	-	-
1995	-	-	-	-	-	-	1	-
1997	-	-	-	-	-	1	-	-
2001	-	-	-	-	-	-	1	-
2003	1	-	-	1	-	-	1	-
2005	1	-	-	-	-	-	-	-
2007	-	1	-	-	-	-	-	-
2009	-	-	1	-	-	-	-	-
2011	-	-	-	-	-	-	1	1
2013	-	1	-	-	-	-	-	-
Totals	2	2	1	2	-	1	4	1

Medallists:

Men	Mutaz Issa Barshim	HJ: 2013-2
	James Kwalia	5000m: 2009-3
	Saif Saeed Shaheen	3000mSC: 2003-1, 2005-1
	Mubarak Hassan Shami	Mar: 2007-2
Women	No competitors	

Lidia Simon

Mar: 1997-3, 1999-3, 2001-1

Gabriela Szabo

1500m: 2001-1; 5000m: 1997-1, 1999-1

Violeta Szekely

1500m: 2001-2

Felicia Tilea

JT: 1995-2

Constantina Tomescu-Diță Mar: 2005-3

ROU / Romania

Years Entered: All from 1983

Placing Tables:

Overall	Gold	Silver	Bronze	4th	5th	6th	7th	8th
1983	-	1	-	-	1	3	-	2
1987	-	1	1	-	1	2	-	1
1991	-	1	1	1	2	1	-	-
1993	-	-	1	1+1=	-	-	2	1
1995	-	2	-	1	2	1	1	-
1997	1	1	1	-	1	-	-	-
1999	2	-	2	1	-	1	-	2
2001	2	2	-	-	1	3	1=	1
2003	-	-	-	1	1	1	-	-
2005	-	-	2	-	1	-	1	1
2007	-	-	1	-	1	2	-	-
2009	-	-	1	1	-	-	1	1
2011	-	-	-	-	-	1	-	1
2013	-	-	-	-	-	1	1	-
Totals	5	8	10	6+1=	11	16	6+1=	10

Men	Gold	Silver	Bronze	4th	5th	6th	7th	8th
1987	-	-	-	-	-	1	-	-
1991	-	-	-	-	1	-	-	-
1993	-	-	-	1	-	-	-	-
1995	-	-	-	-	1	1	-	-
1999	-	-	-	-	-	-	-	1
2005	-	-	1	-	-	-	-	-
2013	-	-	-	-	-	1	-	-
Totals	-	-	1	1	2	3	-	1

Women	Gold	Silver	Bronze	4th	5th	6th	7th	8th
1983	-	1	-	-	1	3	-	2
1987	-	1	1	-	1	1	-	1
1991	-	1	1	1	1	1	-	-
1993	-	-	1	1=	-	-	2	1
1995	-	2	-	1	1	-	1	-
1997	1	1	1	-	1	-	-	-
1999	2	-	2	1	-	1	-	1
2001	2	2	-	-	1	3	1=	1
2003	-	-	-	1	1	1	-	-
2005	-	-	1	-	1	-	1	1
2007	-	-	1	-	1	2	-	-
2009	-	-	1	1	-	-	1	1
2011	-	-	-	-	-	1	-	1
2013	-	-	-	-	-	-	1	-
Totals	5	8	9	5+1=	9	13	6+1=	9

Medallists:

Men	Marian Oprea	TJ: 2005-3
Women	Anuța Cătună	Mar: 1995-2
	Anișoara Cușmir	LJ: 1983-2
	Nicoleta Grasu	DT: 1999-3, 2001-2, 2007-3, 2009-3
	Ella Kovacs	800m: 1991-3, 1993-3
	Rodica Mateescu	TJ: 1997-2
	Doina Melinte	1500m: 1987-3
	Mihaela Melinte	HT: 1999-1
	Liliana Nastase	Hep: 1991-2
	Maricica Puică	3000m: 1987-2

RSA / South Africa

Years Entered: All from 1993

Placing Tables:

Overall	Gold	Silver	Bronze	4th	5th	6th	7th	8th
1993	-	-	-	-	1	-	1	1
1995	-	-	-	1	1	-	-	1
1997	1	1	-	1	-	-	-	1
1999	-	1	1	-	-	1	-	-
2001	2	-	-	-	-	1	-	3
2003	2	1	1	-	-	1	2	2
2005	-	-	-	-	-	2	1	-
2007	-	-	-	-	1	1	1	-
2009	2	1	-	-	-	-	-	-
2011	-	2	2	-	2	-	-	-
2013	-	-	1	-	1	2	1	-
Totals	7	6	5	2	6	8	6	8

Men	Gold	Silver	Bronze	4th	5th	6th	7th	8th
1993	-	-	-	-	1	-	-	1
1995	-	-	-	1	-	-	-	-
1997	1	1	-	1	-	-	-	-
1999	-	1	1	-	-	1	-	-
2001	1	-	-	-	-	1	-	3
2003	1	1	1	-	-	1	2	1
2005	-	-	-	-	-	2	1	-
2007	-	-	-	-	1	1	1	-
2009	1	1	-	-	-	-	-	-
2011	-	1	1	-	2	-	-	-
2013	-	-	1	-	1	1	1	-
Totals	4	5	4	2	5	7	5	5

Women	Gold	Silver	Bronze	4th	5th	6th	7th	8th
1993	-	-	-	-	-	-	1	-
1995	-	-	-	-	1	-	-	1
1997	-	-	-	-	-	-	-	1
2001	1	-	-	-	-	-	-	-
2003	1	-	-	-	-	-	-	1
2009	1	-	-	-	-	-	-	-
2011	-	1	1	-	-	-	-	-
2013	-	-	-	-	-	1	-	-
Totals	3	1	1	-	1	1	1	3

Medallists:

Men	Adriaan Botha	4x400mR: 1999-3
	Okkert Brits	PV: 2003-2
	Marius Corbett	JT: 2007-1
	Johan Cronje	1500m: 2013-3
	Corne Du Plessis	4x100mR: 2001-1
	Jacques Freitag	HJ: 2003-1
	Llewellyn Herbert	400mH: 1997-2
	Arnaud Malherbe	4x400mR: 1999-3
	Ofentse Mogawane	4x400mR: 2011-2
	Hendrik Mokganyetsi	4x400mR: 1999-3
	Khotso Mokoena	LJ: 2009-2
	Mbulaeni Mulaudzi	800m: 2003-3, 2009-1
	Morne Nagel	4x100mR: 2001-1
	Lee-Roy Newton	4x100mR: 2001-1
	Oscar Pistorius	4x400mR: 2011-2 (ran ht)

	Matthew Quinn	4x100mR: 2001-1
	Hezekiel Sepeng	800m: 1999-2
	Shane Victor	4x400mR: 2011-2
	Willem de Beer	4x400mR: 2011-2
	Jopie van Oudtshoorn	4x400mR: 1999-3
	LJ van Zyl	400mH: 2011-3; 4x400mR: 2011-2
Women	Hestrie Cloete	HJ: 2001-1, 2003-1
	Caster Semenya	800m: 2009-1, 2011-2
	Sunette Viljoen	JT: 2011-3

RUS / Russia

Years Entered: All from 1993
See also USSR for 1983-1991

Placing Tables:

Overall	Gold	Silver	Bronze	4th	5th	6th	7th	8th
1993	3	8	3+2=	4+1=	5	6	3	3
1995	1	4	7	6	4	2	7	4
1997	1	3+1=	3	6	2+1=	3	4	4
1999	5	4	3	3	3	2	1	5
2001	5	5+2=	6	3+1=	3	4	2	3
2003	7	7	5	9	3	6	1	5
2005	7	6+1=	4	5	5	5	4	2
2007	4	6+1=	3	7	5	4+1=	4	-
2009	4	3	6	4	5	4	4+1=	3
2011	9	4	6	3	5+1=	3	3	3
2013	7	4	5+1=	1	7+1=	1	9	5
Totals	53	54+5=	51+3=	51+2=	47+3=	40+1=	42+1=	37

Men	Gold	Silver	Bronze	4th	5th	6th	7th	8th
1993	-	3	1+2=	1	2	3	1	1
1995	-	1	-	2	1	1	4	2
1997	-	2	2	2	1	2	2	1
1999	3	1	-	-	2	-	-	2
2001	1	1+2=	3	1+1=	2	1	1	-
2003	1	2	1	2	1	2	-	2
2005	1	2+1=	2	1	3	1	2	1
2007	-	1	1	3	2	2	-	-
2009	3	-	2	1	2	-	2	-
2011	2	3	1	2	1=	2	-	2
2013	2	1	3	1	2	-	2	3
Totals	13	17+3=	16+2=	16+1=	18+1=	14	14	14

Women	Gold	Silver	Bronze	4th	5th	6th	7th	8th
1993	3	5	2	3+1=	3	3	2	2
1995	1	3	7	4	3	1	3	2
1997	1	1+1=	1	4	1+1=	1	2	3
1999	2	3	3	3	1	2	1	3
2001	4	4	3	2	1	3	1	3
2003	6	5	4	7	2	4	1	3
2005	6	4	2	4	2	4	2	1
2007	4	5+1=	2	4	3	2+1=	4	-
2009	1	3	4	3	3	4	2+1=	3
2011	7	1	5	1	5	1	3	1
2013	5	3	2+1=	-	5+1=	1	7	2
Totals	40	37+2=	35+1=	35+1=	29+2=	26+1=	28+1=	23

Medallists:

Men		
	Sergey Bakulin	50KmW: 2011-1
	Valeriy Borchin	20KmW: 2009-1, 2011-1
	Yuriy Borzakovskiy	800m: 2003-2, 2005-2, 2007-3, 2011-3
	Viktor Burayev	20KmW: 2001-3
	Aleksey Dmitrik	HJ: 2011-2
	Maksim Dyldin	4x400mR: 2013-3
	Pavel Gerasimov	PV: 2005-3
	Alexander Ivanov	20KmW: 2013-1

Vladimir Kanaykin	20KmW: 2011-2
Sergey Kirdyapkin	50KmW: 2005-1, 2009-1
Ilya Konovalov	HT: 2001-3
Vladimir Krasnov	4x400mR: 2013-3
Sergey Makarov	JT: 2003-1, 2005-3
Ilya Markov	20KmW: 1999-1, 2001-2
Nikolay Matyukhin	50KmW: 1999-2
Aleksandr Menkov	LJ: 2013-1
Lev Mosin	4x400mR: 2013-3
Denis Nizhegorodov	50KmW: 2011-2
Sergey Petukhov	4x400mR: 2013-3
Aleksandr Pogorelov	Dec: 2009-3
Roman Rasskazov	20KmW: 2001-1, 2003-3
Yaroslav Rybakov	HJ: 2001-2=, 2005-2=, 2007-2, 2009-1
Mikhail Ryzhov	50KmW: 2013-2
Mikhail Shchennikov	20KmW: 1997-2
Dmitriy Shevchenko	DT: 1993-2
Sergey Shubenkov	110mH: 2013-3
Vasilii Sidorenko	HT: 1997-3
German Skurygin	50KmW: 2003-2
Kiril Sosunov	LJ: 1997-3
Igor Spasovkhodskiy	TJ: 2001-3
Valeriy Spitsyn	50KmW: 1993-3
Dmitri Tarabin	JT: 2013-3
Stanislav Tarasenko	LJ: 1993-2
Maksim Tarasov	PV: 1993-3=, 1995-2, 1997-2, 1999-1
Igor Trandenkov	PV: 1993-3=
Leonid Voloshin	TJ: 1993-2
Vyacheslav Voronin	HJ: 1999-1, 2001-2=
Aleksey Voyevodin	50KmW: 2005-2
Aleksey Zagornyi	HT: 2009-3
Women	Mariya Abakumova
Yelena Afanasyeva	JT: 2009-3, 2011-1, 2013-3
Tatyana Alekseyeva	800m: 1997-2
Yelena Andreyeva	4x400mR: 1993-2
Tatyana Andrianova	4x400mR: 1995-2
Natalya Antyukh	800m: 2005-3
	400mH: 2011-3; 4x400mR: 2005-1, 2009-3 (ran ht), 2011-3, 2013-1 (ran ht)
Marina Azyabina	100mH: 1993-2
Yekaterina Bakhvalova	4x400mR: 1999-1 (ran ht)
Anna Biryukova	TJ: 1993-1, 1995-3
Olga Bogoslovskaya	4x100mR: 1993-1
Tatyana Chebykina	4x400mR: 1995-2, 1999-1
Yolanda Chen	TJ: 1993-2
Tatyana Chernova	Hep: 2011-1
Olga Chernyavskaya	DT: 1993-1, 1995-3
Anna Chicherova	HJ: 2007-2=, 2009-2, 2011-1, 2013-3=
Svetlana Feofanova	PV: 2001-2, 2003-1, 2007-3, 2011-3
Yuliya Filipova	100mH: 1995-3
Tatyana Firova	4x400mR: 2005-1 (ran ht), 2009-3, 2013-1
Olga Fyodorova	4x100mR: 2003-3
Lyudmila Galkina	LJ: 1997-1
Yelena Goleshova	4x400mR: 1993-2 (ran ht)
Svetlana Goncharenko	4x400mR: 1995-2, 1999-1, 2003-2 (ran ht)
Natalya Gorelova	1500m: 2001-3
Lyubov Gurina	800m: 1993-2
Yelena Gushchina	4x400mR: 2013-1
Yelena Isinbaeva	PV: 2003-3, 2005-1, 2007-1, 2013-1
Olimpiada Ivanova	20KmW: 2001-1, 2005-1
Olga Kaliturna	HJ: 1997-2=
Olga Kaniskina	20KmW: 2007-1, 2009-1, 2011-1

1987	-	-	-	-	1	-	-	-
1997	-	-	-	-	-	-	1	-
1999	-	-	-	-	-	-	1	-
2007	-	-	-	-	-	-	1	-
2013	-	-	-	-	-	-	1	-
Totals	-	-	-	-	1	-	5	-

Women	Gold	Silver	Bronze	4th	5th	6th	7th	8th
2001	1	-	-	-	-	-	-	-
2003	-	-	1	-	-	-	-	-
2005	-	-	-	-	-	1	-	1
Totals	1	-	1	-	-	1	-	1

Medallists:

Men	None. Best Placing:	
	Amadou Dia Bâ	400mH: 1987-5
Women	Amy Mbaké Thiam	400m: 2001-1, 2003-3

SEY / Seychelles

Years Entered: All from 1983

Best Placings:

Men	Paul Nioze	TJ: 1995-29Q
Women	Lindy Leveaux	JT: 2001-20Q

SIN / Singapore

Years Entered: All from 1983

Best Placings:

Men	James Wong Tuck Yim	HT: 1991-27Q
Women	Chan See Huey	LJ: 1987-27Q

SKN / Saint Kitts & Nevis

Years Entered: All from 1983

Placing Table:

Men	Gold	Silver	Bronze	4th	5th	6th	7th	8th
2001	-	-	1=	-	1	-	-	-
2003	1	-	-	-	-	-	-	-
2005	-	-	1	-	-	-	-	-
2011	-	-	2	-	-	-	-	-
Totals	1	-	3+1=	-	1	-	-	-

Medallists:

Men	Antoine Adams	4x100mR: 2011-3
	Kim Collins	100m: 2003-1, 2005-3, 2011-3; 200m: 2001-3=;
		4x100mR: 2011-3
	BJ Lawrence	4x100mR: 2011-3
	Jason Rogers	4x100mR: 2011-3
Women	None. Best Placing:	
	Virgil Hodge	200m: 2009-5s3
	Tiandra Ponteen	400m: 2005-5s1

SLE / Sierra Leone

Years Entered: 1983 / 1987 / 1991 / 1993 / 1995 / 1997 / 1999 / 2001 / 2007 / 2009 / 2011

Placing Table:

Women	Gold	Silver	Bronze	4th	5th	6th	7th	8th
1995	-	-	-	1	-	-	-	-
Totals	-	-	-	1	-	-	-	-

Best Placings:

Men	Sanusi Turay	100m: 1995-8q1
Women	Eunice Barber	Hep: 1995-4

SLO / Slovenia

Years Entered: All from 1993

Placing Tables:

Overall	Gold	Silver	Bronze	4th	5th	6th	7th	8th
1995	-	-	-	-	-	-	-	1
1997	-	-	-	1	-	-	1=	-
1999	-	-	1	-	-	-	-	-
2001	-	-	-	-	1	-	-	-
2003	-	-	-	-	1	-	-	-
2007	-	1	-	-	3	-	1	-
2009	1	-	-	-	-	-	1	-
2011	-	-	1	-	-	-	1	-
2013	-	-	-	1	-	-	-	-
Totals	1	1	2	2	5	-	3+1=	1

Men	Gold	Silver	Bronze	4th	5th	6th	7th	8th
1999	-	-	1	-	-	-	-	-
2003	-	-	-	-	1	-	-	-
2007	-	1	-	-	1	-	1	-
2009	1	-	-	-	-	-	1	-
2011	-	-	1	-	-	-	-	-
2013	-	-	-	1	-	-	-	-
Totals	1	1	2	1	2	-	2	-

Women	Gold	Silver	Bronze	4th	5th	6th	7th	8th
1995	-	-	-	-	-	-	-	1
1997	-	-	-	1	-	-	1=	-
2001	-	-	-	-	1	-	-	-
2007	-	-	-	-	2	-	-	-
2011	-	-	-	-	-	-	1	-
Totals	-	-	-	1	3	-	1+1=	1

Medallists:

Men	Gregor Cankar	LJ: 1999-3
	Primož Kozmus	HT: 2007-2, 2009-1, 2011-3
Women	None. Best Placing:	
	Brigita Bukovec	100mH: 1997-4

SMR / San Marino

Years Entered: All from 1983

Best Placings:

Men	Gian Luigi Macina	Mar: 1991-25
Women	Martina Pretelli	100m: 2011-7q3

SOL / Solomon Islands

Years Entered: 1983, then all from 1995

Best Placings:

Men	Francis Manioru	100m: 2011-4h4
Women	Pauline Kwalea	100m: 2005-5h2

SOM / Somalia

Years Entered: 1983 / 1987 / 1993 / 1995 / 1997 / 1999 / 2001 / 2003, then all from 2007

Placing Table:

Men	Gold	Silver	Bronze	4th	5th	6th	7th	8th
1987	1	-	-	-	-	-	-	-
1993	-	-	1	-	-	-	-	-
Totals	1	-	1	-	-	-	-	-

Medallists:

Men	Abdi Bile	1500m: 1987-1, 1993-3
Women	None. Best Placing: Fowzi Abdikarim Sheikh200m: 2007-6h2	

SRB / Serbia

Years Entered: 2007 / 2009 / 2011 / 2013

Placing Tables:

Overall	Gold	Silver	Bronze	4th	5th	6th	7th	8th
2009	-	-	-	1	-	-	-	-
2011	-	-	-	-	-	1	1	-
2013	-	-	2	-	-	-	-	-
Totals	-	-	2	1	-	1	1	-

Men	Gold	Silver	Bronze	4th	5th	6th	7th	8th
2011	-	-	-	-	-	1	-	-
2013	-	-	1	-	-	-	-	-
Totals	-	-	1	-	-	1	-	-

Women	Gold	Silver	Bronze	4th	5th	6th	7th	8th
2009	-	-	-	1	-	-	-	-
2011	-	-	-	-	-	-	1	-
2013	-	-	1	-	-	-	-	-
Totals	-	-	1	1	-	-	1	-

Medallists:

Men	Emir Bekrić	400mH: 2013-3
Women	Ivana Španović	LJ: 2013-3

SRI / Sri Lanka

Years Entered: 1987 / All from 1993

Placing Table:

Women	Gold	Silver	Bronze	4th	5th	6th	7th	8th
1997	-	1	-	-	-	-	-	-
2007	-	-	1	-	-	-	-	-
Totals	-	1	1	-	-	-	-	-

Medallists:

Men	None. Best Placing: Sugath Thilakaratne 400m: 2001-6s3	
Women	Susanthika Jayasinghe	200m: 1997-2, 2007-3

STP / DR of São Tomé and Príncipe

Years Entered: All from 1983

Best Placings:

Men	Yazaldes Nascimento	100m: 2005-5h6
Women	Gloria Diogo	100m: 2011-8q6

SUD / Sudan

Years Entered: All from 1983

Placing Tables:

Overall	Gold	Silver	Bronze	4th	5th	6th	7th	8th
1987	-	-	-	-	1	-	-	-
2005	-	-	-	1	-	-	-	-
2011	-	1	-	-	-	-	-	-
Totals	-	1	-	1	1	-	-	-

Men	Gold	Silver	Bronze	4th	5th	6th	7th	8th
1987	-	-	-	-	1	-	-	-
2011	-	1	-	-	-	-	-	-
Totals	-	1	-	-	1	-	-	-

Women	Gold	Silver	Bronze	4th	5th	6th	7th	8th
2005	-	-	-	1	-	-	-	-
Totals	-	-	-	1	-	-	-	-

Medallists:

Men	Abubaker Kaki	800m: 2011-2
Women	None. Best Placing: Yamilé Aldama TJ: 2005-4	

SUI / Switzerland

Years Entered: All from 1976

Placing Tables:

Overall	Gold	Silver	Bronze	4th	5th	6th	7th	8th
1983	-	-	-	-	1	1	-	-
1987	1	-	-	3	-	-	-	-
1991	1	-	-	-	1	1	-	-
1993	1	-	-	-	-	-	-	1
1995	-	-	-	-	1	-	-	-
1997	-	-	1	-	-	-	-	1
1999	-	-	1	-	-	-	-	-
2001	1	-	-	-	-	-	-	-
2007	-	-	1	-	-	-	-	1
Totals	4	-	3	3	3	2	-	3

Men	Gold	Silver	Bronze	4th	5th	6th	7th	8th
1983	-	-	-	-	1	1	-	-
1987	1	-	-	1	-	-	-	-
1991	1	-	-	-	-	-	-	-
1993	1	-	-	-	-	-	-	-
1999	-	-	1	-	-	-	-	-
2001	1	-	-	-	-	-	-	-
2007	-	-	1	-	-	-	-	1
Totals	4	-	2	1	1	1	-	1

Women	Gold	Silver	Bronze	4th	5th	6th	7th	8th
1987	-	-	-	2	-	-	-	-
1991	-	-	-	-	1	1	-	-
1993	-	-	-	-	-	-	-	1
1995	-	-	-	-	1	-	-	-
1997	-	-	1	-	-	-	-	1
Totals	-	-	1	2	2	1	-	2

Medallists:

Men	André Bucher	800m: 2001-1
	Werner Günthör	SP: 1987-1, 1991-1, 1993-1
	Viktor Röthlin	Mar: 2007-3
	Marcel Schelbert	400mH: 1999-3
Women	Anita Weyermann	1500m: 1997-3

SUR / Surinam

Years Entered: 1987 / 1991, then all from 1995

Placing Table:

Women	Gold	Silver	Bronze	4th	5th	6th	7th	8th
1991	-	-	-	-	1	-	-	-
1995	-	1	-	-	-	-	-	-
1997	-	-	-	1	-	-	-	-
2001	-	-	1	-	-	-	-	-
Totals	-	1	1	1	1	-	-	-

Medallists:

Men	None. Best Placing:	
	Edward Cruden	TJ: 1987-29Q
Women	Letitia Vriesde	800m: 1995-2, 2001-3

SVK / Slovak Republic

Years Entered: All from 1993

See also Czechoslovakia for 1983-1991

Placing Tables:

Overall	Gold	Silver	Bronze	4th	5th	6th	7th	8th
1993	-	-	-	-	-	-	-	1
1995	-	-	-	-	-	-	-	1
1997	-	-	1	-	-	-	-	-
1999	-	-	-	-	1	-	-	-
2005	-	-	-	-	-	-	-	1
2007	-	-	1	-	-	-	-	-
2009	-	-	1	-	-	-	-	1
2013	-	-	-	-	1	-	-	1
Totals	-	-	3	-	1	1	-	5

Men	Gold	Silver	Bronze	4th	5th	6th	7th	8th
1993	-	-	-	-	-	-	-	1
1995	-	-	-	-	-	-	-	1
1997	-	-	1	-	-	-	-	-
1999	-	-	-	-	1	-	-	-
2005	-	-	-	-	-	-	-	1
2007	-	-	1	-	-	-	-	-
2013	-	-	-	-	1	-	-	1
Totals	-	-	2	-	1	1	-	4

Women	Gold	Silver	Bronze	4th	5th	6th	7th	8th
2009	-	-	1	-	-	-	-	1
Totals	-	-	1	-	-	-	-	1

Medallists:

Men	Libor Charfreitag	HT: 2007-3
	Igor Kováč	110mH: 1997-3
Women	Martina Hrašnová	HT: 2009-3

SWE / Sweden

Years Entered: All from 1976

Placing Tables:

Overall	Gold	Silver	Bronze	4th	5th	6th	7th	8th
1980	-	1	-	-	-	-	-	1
1983	-	-	-	2	-	2	2	-
1987	1	-	-	1	-	1	-	1
1991	-	1	-	-	2	1	2	2
1993	-	-	-	-	-	1	-	2
1995	-	-	-	-	2	1	-	-
1997	1	-	-	-	1=	-	-	1
1999	-	-	1	1=	1	-	1	-
2001	-	1	1	1=	1	1=	-	-
2003	2	1	2	-	-	-	-	1
2005	2	-	1	-	-	1	1	-
2007	1	-	-	3	-	-	1+2=	-
2009	-	-	-	-	1=	-	1+1=	-

2011	-	-	-	-	1	1	1	-
2013	1	-	-	-	1	-	-	-
Totals	8	4	5	6+2=	8+2=	8+1=	9+3=	8

Men	Gold	Silver	Bronze	4th	5th	6th	7th	8th
1983	-	-	-	2	-	1	2	-
1987	1	-	-	1	-	-	-	1
1991	-	-	-	-	2	1	2	2
1993	-	-	-	-	-	1	-	2
1995	-	-	-	-	2	1	-	-
1999	-	-	-	-	1	-	1	-
2001	-	1	-	1=	1	1=	-	-
2003	1	1	1	-	-	-	-	-
2005	-	-	-	-	-	-	1	-
2007	-	-	-	2	-	-	1	-
2009	-	-	-	-	1=	-	1	-
2011	-	-	-	-	-	1	-	-
Totals	2	2	1	5+1=	6+1=	5+1=	8	5

Women	Gold	Silver	Bronze	4th	5th	6th	7th	8th
1980	-	1	-	-	-	-	-	1
1983	-	-	-	-	-	1	-	-
1987	-	-	-	-	-	1	-	-
1991	-	1	-	-	-	-	-	-
1997	1	-	-	-	1=	-	-	1
1999	-	-	1	1=	-	-	-	-
2001	-	-	1	-	-	-	-	-
2003	1	-	1	-	-	-	-	1
2005	2	-	1	-	-	1	-	-
2007	1	-	-	1	-	-	2=	-
2009	-	-	-	-	-	-	1=	-
2011	-	-	-	-	1	-	1	-
2013	1	-	-	-	1	-	-	-
Totals	6	2	4	1+1=	2+1=	3	1+3=	3

Medallists:

Men	Stefan Holm	HJ: 2003-2
	Patrik Kristiansson	PV: 2003-3
	Christian Olsson	TJ: 2001-2, 2003-1
	Patrik Sjöberg	HJ: 1987-1
Women	Abebe Aregawi	1500m: 2013-1
	Kajsa Bergqvist	HJ: 2001-3, 2003-3, 2005-1
	Ludmila Engquist	100mH: 1997-1, 1999-3
	Emma Green	HJ: 2005-3
	Carolina Klüft	Hep: 2003-1, 2005-1, 2007-1
	Karoline Nemetz	3000m: 1980-2
	Madelein Svensson	10KmW: 1991-2

SWZ / Swaziland

Years Entered: All from 1983

Best Placings:

Men	Elphas Ginindza	Mar: 1991-17, 1993-17
Women	Priscilla Mamba	10,000m: 1999-23

SYR / Syria

Years Entered: 1983 / 1987 / 1991 / 1993 / 1995 / 1997 / 1999 / 2001 / 2003 / 2005 / 2009 / 2011 / 2013

Placing Table:

Women	Gold	Silver	Bronze	4th	5th	6th	7th	8th
1995	1	-	-	-	-	-	-	-
1999	-	-	1	-	-	-	-	-
Totals	1	-	1	-	-	-	-	-

Medallists:

Men	None. Best Placings: Firas Al-Mohamed	JT: 2005-20Q
Women	Ghada Shouaa	Hep: 1995-1, 1999-3

TAN / Tanzania

Years Entered: All from 1983

Placing Tables:

Overall	Gold	Silver	Bronze	4th	5th	6th	7th	8th
1983	-	-	-	-	2	-	-	-
1987	-	-	-	-	-	1	-	-
2005	-	1	-	-	1	1	-	-
Totals	-	1	-	-	3	2	-	-

Men	Gold	Silver	Bronze	4th	5th	6th	7th	8th
1983	-	-	-	-	2	-	-	-
1987	-	-	-	-	-	1	-	-
2005	-	1	-	-	1	-	-	-
Totals	-	1	-	-	3	1	-	-

Women	Gold	Silver	Bronze	4th	5th	6th	7th	8th
2005	-	-	-	-	-	1	-	-
Totals	-	-	-	-	-	1	-	-

Medallists:

Men	Christopher Isengwe	Mar: 2005-2
Women	None. Best Placing: Zakia Mrisho Mohamed	5000m: 2005-6

TCH / Czechoslovakia

Years Entered: 1983 / 1987 / 1991

Later CZE / Czech Republic & SVK / Slovak Republic (1993-)

Placing Tables:

Overall	Gold	Silver	Bronze	4th	5th	6th	7th	8th
1983	4	3	2	1	1	3	3	1
1987	-	1	1	1	1	3	3	1
1991	-	-	-	1	-	-	-	-
Totals	4	4	3	3	2	6	6	2

Men	Gold	Silver	Bronze	4th	5th	6th	7th	8th
1983	1	1	2	1	1	2	1	-
1987	-	1	1	1	-	2	3	-
1991	-	-	-	1	-	-	-	-
Totals	1	2	3	3	1	4	4	-

Women	Gold	Silver	Bronze	4th	5th	6th	7th	8th
1983	3	2	-	-	-	1	2	1
1987	-	-	-	-	1	1	-	1
Totals	3	2	-	-	1	2	2	2

Medallists:

Men		
CZE	Imrich Bugár	DT: 1983-1
CZE	Remigius Machura	SP: 1983-3
SVK	Jozef Pribilinec	20KmW: 1983-2, 1987-2
CZE	Géjza Valent	DT: 1983-3
SVK	Jan Železný	JT: 1987-3
Women		
CZE	Helena Fibingerová	SP: 1983-1
CZE	Taťána Kocembová	400m: 1983-2; 4x400mR: 1983-2
CZE	Jarmila Kratochvílová	400m: 1983-1; 800m: 1983-1; 4x400mR: 1983-2
CZE	Milena Matějkovičová	4x400mR: 1983-2
CZE	Zuzana Moravčíková	4x400mR: 1983-2

TGA / Tonga

Years Entered: All from 1983

Best Placings:

Men	Niulolo Pelesikoti	Dec: 1983-18
Women	Ana Po'u'hila	SP: 2007-23Q

THA / Thailand

Years Entered: All from 1983

Best Placings:

Men	Suppachai Chimdee	4x100mR: 2009-4h3
	Kongdech Natenee	4x100mR: 1999-4h1
	Wachara Sondee	4x100mR: 2009-4h3
	Visanu Sophanich	4x100mR: 1999-4h1
	Reanchai Srihawong	100m: 2001-4h5; 4x100mR: 1999-4h1
	Apinan Sukaphai	4x100mR: 2009-4h3
	Sittichai Suwonprateep	4x100mR: 1999-4h1, 2009-4h3
Women	Trecia Roberts	100mH: 1999-5s1

TJK / Tadjikistan

Years Entered: All from 1993

Placing Table:

Men	Gold	Silver	Bronze	4th	5th	6th	7th	8th
1993	1	-	-	-	-	-	-	-
1995	1	-	-	-	-	-	-	-
2013	-	-	-	-	1	-	-	-
Totals	2	-	-	-	1	-	-	-

Medallists:

Men	Andrey Abduvaliyev	HT: 1993-1, 1995-1
Women	None. Best Placing: Vladislava Ovcharenko	100m: 2011-6q7

TKM / Turkmenistan

Years Entered: 1993 / 1995 / 1999 / 2001 / 2003 / 2005 / 2007 / 2009 / 2011

Best Placings:

Men	Vladimir Malyavin	LJ: 1993-25Q
Women	Viktoriya Brigadnaya	TJ: 1999-19Q

TKS / Turks and Caicos Islands

Years Entered: 1983 / 1987 / 1991 / 2001 / 2003 / 2013

Best Placings:

Men	Rodney Cox	100m: 1991-5h9
Women	Judith Robinson	100m: 1987-5h6

TLS / East Timor

Years Entered: 2011 / 2013

Best Placings:

Men	Ribeiro De Carvalho	800m: 2013-8h6
Women	No competitors	

TOG / Togo

Years Entered: 1983 / 1987 / 1991 / 1993 / 1995 / 1997 / 1999, then all from 2003

Best Placings:

Men Boëvi Lawson 100m: 1991-6q3
 Women Abia Comlan 100m: 1987-6h6
 Sandrine Thiébaud-Kangni 400m: 2003-6h1

TPE / Chinese Taipei

Years Entered: All from 1980

Best Placings:

Men Lee Bou-Chai LJ: 1983-13
 Women Wang Huei-Chen 200m: 1993-5q1

TTO / Trinidad & Tobago

Years Entered: All from 1983

Placing Tables:

Overall	Gold	Silver	Bronze	4th	5th	6th	7th	8th
1983	-	-	-	-	-	-	1	-
1991	-	-	-	-	-	1	-	-
1995	-	-	1	-	-	-	-	-
1997	1	-	-	-	1	-	-	-
2001	-	1	1	-	-	-	-	-
2003	-	1	-	-	-	-	-	-
2005	-	1	-	-	-	-	2	-
2007	-	-	-	-	-	-	-	1
2009	-	1	2	1	1	-	2	-
2011	-	-	1	-	-	1	1	-
2013	1	-	-	-	-	1	1	-
Totals	2	4	5	1	2	3	7	1

Men	Gold	Silver	Bronze	4th	5th	6th	7th	8th
1983	-	-	-	-	-	-	1	-
1991	-	-	-	-	-	1	-	-
1995	-	-	1	-	-	-	-	-
1997	1	-	-	-	1	-	-	-
2001	-	1	1	-	-	-	-	-
2003	-	1	-	-	-	-	-	-
2005	-	1	-	-	-	-	1	-
2007	-	-	-	-	-	-	-	1
2009	-	1	1	1	1	-	1	-
2011	-	-	-	-	-	1	1	-
2013	1	-	-	-	-	1	1	-
Totals	2	4	3	1	2	3	5	1

Women	Gold	Silver	Bronze	4th	5th	6th	7th	8th
2005	-	-	-	-	-	-	1	-
2009	-	-	1	-	-	-	1	-
2011	-	-	1	-	-	-	-	-
Totals	-	-	2	-	-	-	2	-

Medallists:

Men Keston Bledman 4x100mR: 2009-2 (ran ht)
Ato Boldon 100m: 1995-3, 2001-3;
 200m: 1997-1; 4x100mR:
 2001-2
 Darrel Brown 100m: 2003-2; 4x100mR:
 2001-2, 2005-2, 2009-2
 Marc Burns 4x100mR: 2001-2, 2005-2,
 2009-2
 Emmanuel Callender 4x100mR: 2009-2
Jehue Gordon 400mH: 2013-1
 Jacey Harper 4x100mR: 2001-2, 2005-2

Kevon Pierre 4x100mR: 2005-2
 Renny Quow 400m: 2009-3
 Richard Thompson 4x100mR: 2009-2
 Women Kelly-Ann Baptiste 100m: 2011-3
 Josanne Lucas 400mH: 2009-3

TUN / Tunisia

Years Entered: 1983 / 1987 / All from 1993

Placing Tables:

Overall	Gold	Silver	Bronze	4th	5th	6th	7th	8th
1997	-	-	-	-	1	-	-	-
2005	-	-	-	-	1	-	-	-
2007	-	-	1	-	-	-	-	-
2009	-	-	-	-	-	1	-	-
2011	-	1	-	-	-	-	-	-
Totals	-	1	1	-	2	1	-	-

Men	Gold	Silver	Bronze	4th	5th	6th	7th	8th
1997	-	-	-	-	1	-	-	-
2005	-	-	-	-	1	-	-	-
2007	-	-	1	-	-	-	-	-
Totals	-	-	1	-	2	-	-	-

Women	Gold	Silver	Bronze	4th	5th	6th	7th	8th
2009	-	-	-	-	-	1	-	-
2011	-	1	-	-	-	-	-	-
Totals	-	1	-	-	-	1	-	-

Medallists:

Men Hatem Ghoula 20KmW: 2007-3
 Women Habiba Ghribi 3000mSC: 2011-2

TUR / Turkey

Years Entered: All from 1983

Placing Tables:

Overall	Gold	Silver	Bronze	4th	5th	6th	7th	8th
1999	-	-	-	-	1	-	-	-
2001	-	-	-	-	-	-	-	1
2003	-	1	-	-	1	-	-	-
2007	-	1	-	-	1	-	-	1
2009	-	-	1	-	-	-	-	-
2011	-	-	-	-	1	-	-	2
Totals	-	2	1	-	4	-	-	4

Men	Gold	Silver	Bronze	4th	5th	6th	7th	8th
2007	-	-	-	-	-	-	-	1
2011	-	-	-	-	1	-	-	-
Totals	-	-	-	-	1	-	-	1

Women	Gold	Silver	Bronze	4th	5th	6th	7th	8th
1999	-	-	-	-	1	-	-	-
2001	-	-	-	-	-	-	-	1
2003	-	1	-	-	1	-	-	-
2007	-	1	-	-	1	-	-	-
2009	-	-	1	-	-	-	-	-
2011	-	-	-	-	-	-	-	2
Totals	-	2	1	-	3	-	-	3

Medallists:

Men Fatih Avan JT: 2011-5
 Women Elvan Abeylegesse 10,000m: 2007-2
 Süreyya Ayhan 1500m: 2003-2
 Karin Melis Mey LJ: 2009-3

TUV / Tuvalu**Years Entered:** 2009 / 2011 / 2013**Best Placings:**

Men	Okiliani Tinilau	100m: 2009-7h9, 2011-7h1, 2013-7h3
Women	Asenati Manoa	100m: 2011-5h4

UAE / United Arab Emirates**Years Entered:** 1983 / 1987 / 1991 / 1993 / 1995 / 1997 / 1999 / 2001 / 2009 / 2011 / 2013**Best Placings:**

Men	Omar Al-Salfa	200m: 2009-6q2
Women	Bethem Desalegn	5000m: 2013-8h1

UGA / Uganda**Years Entered:** All from 1983**Placing Tables:**

Overall	Gold	Silver	Bronze	4th	5th	6th	7th	8th
1997	-	1	-	-	-	-	-	-
2005	1	-	-	1	-	1	-	-
2007	-	-	1	1	-	-	-	-
2009	-	-	-	1	-	-	-	-
2011	-	-	-	-	-	1	-	-
2013	1	-	-	-	-	-	-	-
Totals	2	1	1	3	-	2	-	-

Men	Gold	Silver	Bronze	4th	5th	6th	7th	8th
1997	-	1	-	-	-	-	-	-
2005	-	-	-	1	-	1	-	-
2007	-	-	1	1	-	-	-	-
2009	-	-	-	1	-	-	-	-
2011	-	-	-	-	-	1	-	-
2013	1	-	-	-	-	-	-	-
Totals	1	1	1	3	-	2	-	-

Women	Gold	Silver	Bronze	4th	5th	6th	7th	8th
2005	1	-	-	-	-	-	-	-
Totals	1	-	-	-	-	-	-	-

Medallists:

Men	Davis Kamoga	400m: 1997-2
	Stephen Kiprotich	Mar: 2013-1
	Moses Kipsiro	5000m: 2007-3
Women	Dorcus Inzikuru	3000mSC: 2005-1

UKR / Ukraine**Years Entered:** All from 1993
See also USSR for 1983-1991**Placing Tables:**

Overall	Gold	Silver	Bronze	4th	5th	6th	7th	8th
1993	1	1	2	1	1	1	1	-
1995	2	-	1	1	2	-	3	1
1997	2	3+1=	1	2	-	1	1	1
1999	1	1	2	1	2	-	4	-
2001	1	1	1	-	2	2	-	-
2003	-	-	3	3	2	2+1=	1	1
2005	1	-	-	1	3	-	2	2
2007	-	2	-	1	1	1	2+1=	1

2009	-	-	-	4	1	1	1	-
2011	1	-	1	-	2	2	1	-
2013	2	-	1	2	1	1	4	-
Totals	11	8+1=	12	16	17	11+1=	20+1=	6

Men	Gold	Silver	Bronze	4th	5th	6th	7th	8th
1993	1	-	2	-	1	1	-	-
1995	1	-	-	1	-	-	3	-
1997	1	1	-	1	-	1	-	1
1999	-	-	2	-	2	-	-	-
2001	-	-	-	-	1	2	-	-
2003	-	-	2	1	-	1+1=	-	1
2005	1	-	-	1	-	-	-	1
2007	-	-	-	1	-	1	-	-
2009	-	-	-	2	-	-	-	-
2011	-	-	-	-	-	2	-	-
2013	1	-	-	1	-	-	1	-
Totals	5	1	6	8	4	8+1=	4	3

Women	Gold	Silver	Bronze	4th	5th	6th	7th	8th
1993	-	1	-	1	-	-	1	-
1995	1	-	1	-	2	-	-	1
1997	1	2+1=	1	1	-	-	1	-
1999	1	1	-	1	-	-	4	-
2001	1	1	1	-	1	-	-	-
2003	-	-	1	2	2	1	1	-
2005	-	-	-	-	3	-	2	1
2007	-	2	-	-	1	-	2+1=	1
2009	-	-	-	2	1	1	1	-
2011	1	-	1	-	2	-	1	-
2013	1	-	1	1	1	1	3	-
Totals	6	7+1=	6	8	13	3	16+1=	3

Medallists:

Men	Aleksandr Bagach	SP: 1993-3, 1999-3
	Yuriy Belonog	SP: 2003-3
	Bogdan Bondarenko	HJ: 2013-1
	Sergey Bubka	PV: 1993-1, 1995-1, 1997-1
	Ivan Heshko	1500m: 2003-3
	Vitaliy Kirilenko	LJ: 1993-3
	Yuriy Krymareno	HJ: 2005-1
	Vladislav Piskunov	HT: 1999-3
	Andrey Skvaruk	HT: 1997-2
Women	Inga Babakova	HJ: 1995-3, 1997-2=, 1999-1, 2001-2
	Anzhela Balakhonova	PV: 1999-2
	Larysa Berezhnaya	LJ: 1993-2
	Lyudmila Blonska	Hep: 2007-2
	Yelena Govorova	TJ: 1997-3
	Inessa Kravets	TJ: 1995-1
	Irina Lishchynska	1500m: 2007-2
	Hanna Melnychenko	Hep: 2013-1
	Vita Pavlysh	SP: 1997-2, 2001-3, 2003-3
	Zhanna Pintusevich	100m: 1997-2, 2001-1; 200m: 1997-1
	Natalya Pogrebnyak	4x100mR: 2011-3
	Olesya Povh	4x100mR: 2011-3
	Mariya Ryemyen	4x100mR: 2011-3
	Olga Saladukha	TJ: 2011-1, 2013-3
	Hrystyna Stuy	4x100mR: 2011-3

URS / USSR**Years Entered:** 1976 / 1983 / 1987 / 1991

From 1993: ARM / Armenia, AZE / Azerbaijan, BLR / Belarus, EST / Estonia, GEO / Georgia, KAZ / Kazakhstan, KGZ / Kyrgyzstan, LAT / Latvia, LTU / Lithuania, MDA / Moldova, RUS / Russia, TJK / Tajikistan, TKM / Turkmenistan, UKR / Ukraine & UZB / Uzbekistan

Placing Tables:

Overall	Gold	Silver	Bronze	4th	5th	6th	7th	8th
1976	1	-	-	-	-	1	-	-
1983	6	6	11	8+1=	2	6	-	3
1987	7	10+2=	6	4	12	4	4	6+1=
1991	9	9	11	9	3	1	7	8
Totals	23	25+2=	28	21+1=	17	12	11	17+1=

Men	Gold	Silver	Bronze	4th	5th	6th	7th	8th
1976	1	-	-	-	-	1	-	-
1983	4	2	5	3+1=	1	2	-	2
1987	2	4+2=	4	2	6	1	-	5
1991	3	4	4	3	2	1	4	2
Totals	10	10+2=	13	8+1=	9	5	4	9

Women	Gold	Silver	Bronze	4th	5th	6th	7th	8th
1983	2	4	6	5	1	4	-	1
1987	5	6	2	2	6	3	4	1+1=
1991	6	5	7	6	1	-	3	6
Totals	13	15	15	13	8	7	7	8+1=

Medallists:

Men		
BLR	Igor Astapkovich	HT: 1991-2
UKR	Gennadiy Avdeyenko	HJ: 1983-1, 1987-2=
UKR	Viktor Bryzgin	4x100mR: 1983-3, 1987-2
UKR	Sergey Bubka	PV: 1983-1, 1987-1, 1991-1
RUS	Nikolay Chernetsky	4x400mR: 1983-1
ARM	Robert Emmiyan	LJ: 1987-2
RUS	Andrey Fedoriv	4x100mR: 1987-2 (ran ht)
RUS	Rodion Gataullin	PV: 1987-3
RUS	Vyacheslav Ivanenko	50KmW: 1987-3
RUS	Sergey Jung	50KmW: 1983-3
UZB	Aleksandr Kharlov	400mH: 1983-3
UKR	Aleksandr Klimentenko	SP: 1991-3
RUS	Vladimir Krylov	4x100mR: 1987-2
LAT	Dainis Kula	JT: 1983-3
RUS	Sergey Litvinov	HT: 1983-1, 1987-1
UZB	Sergey Lovachev	4x400mR: 1983-1
RUS	Viktor Markin	4x400mR: 1983-1
BLR	Yevgeniy Misyulya	20KmW: 1991-3
KAZ	Vladimir Muravyov	4x100mR: 1983-3, 1987-2
KGZ	Igor Paklin	HJ: 1987-2=
RUS	Andrey Perlov	50KmW: 1991-2
BLR	Aleksandr Potashov	50KmW: 1991-1
RUS	Andrey Prokofyev	4x100mR: 1983-3
KAZ	Oleg Sakirkin	TJ: 1987-3
BLR	Vladimir Sasimovich	JT: 1991-3
RUS	Yuriy Sedykh	HT: 1983-2, 1991-1
RUS	Mikhail Shchennikov	20KmW: 1991-2
RUS	Nikolay Sidorov	4x100mR: 1983-3
KAZ	Veniamin Soldatenko	50KmW: 1976-1
EST	Jüri Tamm	HT: 1987-2
RUS	Maksim Tarasov	PV: 1991-3
UKR	Pavel Tarnovetskiy	Dec: 1987-3
BLR	Aleksandr Troshchilo	4x400mR: 1983-1
RUS	Konstantin Volkov	PV: 1983-2
RUS	Leonid Voloshin	TJ: 1991-2
RUS	Aleksandr Yevgenyev	4x100mR: 1987-2
KAZ	Viktor Yevsyukov	JT: 1987-2
RUS	Yevgeniy Yevsyukov	20KmW: 1983-3
Women		
RUS	Tatyana Alekseyeva	4x400mR: 1991-1 (ran ht)
LTU	Ana Ambraziene	400mH: 1983-2
RUS	Olga Antonova	4x100mR: 1987-3
UKR	Inga Babakova	HJ: 1991-3
RUS	Irina Baskakova	4x400mR: 1983-3
BLR	Yelena Belevskaya	LJ: 1987-2
RUS	Irina Belova	Hep: 1991-3
UKR	Larysa Berezhnaya	LJ: 1991-3

UKR	Olga Bryzgina	400m: 1987-1; 4x400mR: 1987-2, 1991-1
RUS	Tamara Bykova	HJ: 1983-1, 1987-2
RUS	Anna Chuprina	4x400mR: 1991-1 (ran ht)
UKR	Tatyana Dorovskikh	1500m: 1987-1, 1991-2; 3000m: 1987-1, 1991-1
UKR	Lyudmila Dzhigalova	4x400mR: 1991-1
RUS	Yekaterina Fesenko	400mH: 1983-1
UKR	Natalya German	4x100mR: 1987-3
UKR	Natalya Grigoryeva	100mH: 1991-3
RUS	Lyubov Gurina	800m: 1983-2, 1987-3
RUS	Alina Ivanova	10KmW: 1991-1
RUS	Marina Ivanova	4x400mR: 1983-3
KAZ	Zoya Ivanova	Mar: 1987-2
RUS	Tatyana Kazankina	3000m: 1983-3
RUS	Yelena Korbán	4x400mR: 1983-3
UKR	Natalya Kovtun	4x100mR: 1991-2
RUS	Svetlana Krivelyova	SP: 1991-3
BLR	Tatyana Ledovskaya	400mH: 1991-1; 4x400mR: 1991-1
RUS	Natalya Lisovskaya	SP: 1987-1, 1991-2
RUS	Galina Malchugina	4x100mR: 1991-2
UKR	Larisa Mikhailchenko	DT: 1991-3
LTU	Galina Murasova	DT: 1983-2
RUS	Lyudmila Narozhilenko	100mH: 1991-1
RUS	Olga V. Nazarova	4x400mR: 1987-2, 1991-1
RUS	Larisa Nikitina	Hep: 1987-2
RUS	Liliya Nurutdinova	800m: 1991-1
KGZ	Mariya Pinigina	400m: 1983-3; 4x400mR: 1983-3, 1987-2
RUS	Yekaterina Podkopayeva	800m: 1983-3; 1500m: 1983-3
RUS	Natalya Pomoshchnikova	4x100mR: 1987-3
RUS	Irina Privalova	4x100mR: 1991-2
RUS	Lyudmila Rogachova	1500m: 1991-3
RUS	Yelena Romanova	3000m: 1991-2
UKR	Irina Silyusar	4x100mR: 1987-3
BLR	Raisa Smekhnova	Mar: 1983-3
RUS	Irina Strakhova	10KmW: 1987-1
RUS	Yelena Vinogradova	4x100mR: 1991-2
RUS	Yelena Yeslina	HJ: 1991-2
UKR	Aelita Yurchenko	4x400mR: 1987-2
UZB	Zamira Zaytseva	1500m: 1983-2
UKR	Yelena Zhupiyova	10,000m: 1987-2

URU / Uruguay

Years Entered: All from 1983

Best Placings:

Men	Ricardo Vera	3000mSC: 1993-12
Women	Graciela Acosta	TJ: 1993-24Q

USA / United States

Years Entered: All from 1976

Placing Tables:

Overall	Gold	Silver	Bronze	4th	5th	6th	7th	8th
1980	-	-	-	-	1	-	-	-
1983	8	9	7	4	5	3	-	7
1987	10	4	6	5	2+1=	4	6	5+1=
1991	10	8	8	2	8	4	3	5
1993	13	7	5	5	6	3	4	7
1995	12	2	5	2	6	4	7	4+1=
1997	6	3	8	1	6	5	7	4
1999	10	3	4	4+2=	3	7	2	2+1=

2001	5	5	2+1=	5	4	-	5	2
2003	8	7	1	2+1=	-	4+2=	3	2
2005	14	8	3	4	5+1=	3	5	2
2007	14	4	8	5	4	2	5	4
2009	10	5+1=	6	3	6	8	2+1=	4
2011	12	8	6	6	3+1=	3	6	1
2013	6	14	5	9	6	9	2	6
Totals	138	87+1=	74+1=	57+3=	65+3=	59+2=	57+1=	55+3=

Men	Gold	Silver	Bronze	4th	5th	6th	7th	8th
1983	6	8	4	2	3	3	-	5
1987	7	3	4	3	1=	3	-	3
1991	9	4	7	1	4	3	1	2
1993	8	3	3	4	3	1	3	4
1995	7	1	4	1	4	3	3	3
1997	4	1	6	1	2	4	4	3
1999	6	-	3	2+1=	1	4	2	2+1=
2001	3	3	1+1=	2	2	-	3	1
2003	6	4	-	2	-	2+2=	2	1
2005	9	4	2	4	2+1=	2	3	-
2007	10	3	6	3	1	-	2	1
2009	6	4	4	2	2	3	-	4
2011	6	5	3	2	1+1=	2	3	-
2013	4	8	2	5	2	4	-	2
Totals	91	51	49+1=	34+1=	27+3=	34+2=	26	31+1=

Women	Gold	Silver	Bronze	4th	5th	6th	7th	8th
1980	-	-	-	-	1	-	-	-
1983	2	1	3	2	2	-	-	2
1987	3	1	2	2	2	1	6	2+1=
1991	1	4	1	1	4	1	2	3
1993	5	4	2	1	3	2	1	3
1995	5	1	1	1	2	1	4	1+1=
1997	2	2	2	-	4	1	3	1
1999	4	3	1	2+1=	2	3	-	-
2001	2	2	1	3	2	-	2	1
2003	2	3	1	1=	-	2	1	1
2005	5	4	1	-	3	1	2	2
2007	4	1	2	2	3	2	3	3
2009	4	1+1=	2	1	4	5	2+1=	-
2011	6	3	3	4	2	1	3	1
2013	2	6	3	4	4	5	2	4
Totals	47	36+1=	25	23+2=	38	25	31+1=	24+2=

Medallists:

Men		
Derrick Adkins		400mH: 1995-1
Charles Austin		HJ: 1991-1
Willie Banks		TJ: 1983-2
Randy Barnes		SP: 1993-2, 1995-3
Michael Berry		4x400mR: 2011-1 (ran ht)
John Brenner		SP: 1987-3
Derrick Brew		4x400mR: 2005-1
Bryan Bronson		400mH: 1997-3
Leroy Burrell		100m: 1991-2; 4x100mR: 1991-1, 1993-1
Christian Cantwell		SP: 2009-1, 2011-3
John Capel		200m: 2003-1, 2005-3; 4x100mR: 2003-1
James Carter		400mH: 2005-2
Andre Cason		100m: 1993-2; 4x100mR: 1991-1, 1993-1
Matt Centrowitz		1500m: 2011-3, 2013-2
Curt Clausen		50KmW: 1999-3
Bryan Clay		Dec: 2005-1
Will Claye		TJ: 2011-3, 2013-3
Kerron Clement		400mH: 2007-1, 2009-1; 4x400mR: 2007-1 (ran ht), 2009-1
Mike Conley		LJ: 1983-3; TJ: 1987-2, 1991-3, 1993-1

Hollis Conway	HJ: 1991-3
Shawn Crawford	200m: 2001-3=
Walter Davis	TJ: 2005-1, 2007-3
Walter Dix	100m: 2011-2; 200m: 2011-2
Leroy Dixon	4x100mR: 2007-1
Jon Drummond	4x100mR: 1993-1, 1999-1
Ashton Eaton	Dec: 2011-2, 2013-1
Danny Everett	400m: 1991-3; 4x400mR: 1987-1, 1991-2
Mark Everett	800m: 1991-3; 4x400mR: 1991-2 (ran ht)
Greg Foster	110mH: 1983-1, 1987-1, 1991-1
Mike Franks	400m: 1983-2; 4x400mR: 1987-1 (ran ht)
Justin Gatlin	100m: 2005-1, 2013-2; 200m: 2005-1; 4x100mR: 2013-2
Willie Gault	110mH: 1983-3; 4x100mR: 1983-1
Tyson Gay	100m: 2007-1, 2009-2; 200m: 2007-1; 4x100mR: 2007-1
Harvey Glance	4x100mR: 1987-1
John Godina	SP: 1995-1, 1997-1, 2001-1
Maurice Greene	100m: 1997-1, 1999-1, 2001-1; 200m: 1999-1; 4x100mR: 1999-1
Breaux Greer	JT: 2007-3
Jason Grimes	LJ: 1983-2
Roddie Haley	4x400mR: 1987-1
Arman Hall	4x400mR: 2013-1
Darnell Hall	4x400mR: 1995-1 (ran ht)
Trey Hardee	Dec: 2009-1, 2011-1
Danny Harris	400mH: 1987-2
James Harris	4x400mR: 2013-1 (ran ht)
Kenny Harrison	TJ: 1991-1
Reese Hoffa	SP: 2007-1
Chris Huffins	Dec: 1999-3
C. J. Hunter	SP: 1997-3, 1999-1
Nick Hysong	PV: 2001-3
Bershawn Jackson	400mH: 2005-1, 2009-3; 4x400mR: 2007-1 (ran ht), 2009-1 (ran ht), 2011-1
Allen Johnson	110mH: 1995-1, 1997-1, 2001-1, 2003-1, 2005-3
JJ Johnson	4x100mR: 2003-1
Michael Johnson	200m: 1991-1, 1995-1; 400m: 1993-1, 1995-1, 1997-1, 1999-1; 4x400mR: 1993-1, 1995-1
Rich Kenah	800m: 1997-3
Emmit King	100m: 1983-3; 4x100mR: 1983-1
Roger Kingdom	110mH: 1995-3
Bernard Lagat	1500m: 2007-1, 2009-3; 5000m: 2007-1, 2009-2, 2011-2
Lionel Larry	4x400mR: 2009-1 (ran ht)
Brian Lewis	4x100mR: 1999-1
Carl Lewis	100m: 1983-1, 1987-1, 1991-1; 200m: 1993-3; LJ: 1983-1, 1987-1, 1991-2; 4x100mR: 1983-1, 1987-1, 1991-1
Kevin Lyles	4x400mR: 1995-1 (ran ht)
Josh Mance	4x400mR: 2013-1 (ran ht)
Mike Marsh	4x100mR: 1991-1 (ran ht)
Rodney Martin	4x100mR: 2007-1 (ran ht)
Antonio McKay	4x400mR: 1987-1

- Lee McNeill** 4x100mR: 1987-1
400m: 2013-2; 4x400mR: 2013-1
- Lee McRae** 4x100mR: 1987-1
LaShawn Merritt 400m: 2007-2, 2009-1, 2011-2, 2013-1; 4x400mR: 2005-1 (ran ht), 2007-1, 2009-1, 2011-1, 2013-1 4x400mR: 1993-1 (ran ht), 1995-1
- Derek Mills** 200m: 2013-3
- Curtis Mitchell** 100m: 1991-3, 1993-3; 4x100mR: 1987-1 (ran ht), 1991-1, 1993-1
- Tim Montgomery** 100m: 1997-3; 4x100mR: 1999-1
- Edwin Moses** 400mH: 1983-1, 1987-1
Larry Myricks L.J.: 1987-3, 1991-3
Adam Nelson SP: 2001-2, 2003-2, 2005-1, 2007-2
400m: 1983-3
Sunder Nix 4x400mR: 2011-1
Greg Nixon Dec: 1991-1, 1993-1, 1995-1
Dan O'Brien 110mH: 2013-1
David Oliver Dec: 2003-1
Tom Pappas 200m: 2003-2; 4x100mR: 2003-1, 2007-1
Darvis Patton 110mH: 2007-3, 2009-3
David Payne HJ: 1983-2
Tyke Peacock JT: 1983-2
Tom Petranoff 400m: 1991-1; 4x400mR: 1991-2, 1993-1 (ran ht)
Antonio Pettigrew L.J.: 2003-1, 2005-1, 2007-3, 2009-1, 2011-1
Dwight Phillips 110mH: 1991-2, 1993-3
Jack Pierce 4x400mR: 1987-1 (ran ht)
Raymond Pierre Mar: 1993-1
Mark Plaatjes DT: 1987-2
John Powell L.J.: 1991-1, 1993-1, 1995-3
Mike Powell 200m: 1983-2
Elliott Quow 4x400mR: 1995-1
Marlon Ramsey 400m: 1987-3, 1993-2, 1995-2; 4x400mR: 1987-1, 1993-1, 1995-1
Butch Reynolds 4x400mR: 1991-2 (ran ht)
Jeff Reynolds 110mH: 2011-1
Jason Richardson 400m: 2005-2; 4x400mR: 2005-1
Andrew Rock 4x100mR: 2013-2
Mike Rodgers 110mH: 1999-3
Duane Ross 4x100mR: 2013-2
Rakieem Salaam 1500m: 1983-2
Steve Scott 4x100mR: 2013-2
Charles Silmon 100m: 1983-2; 200m: 1983-1, 1987-1; 4x100mR: 1983-1, 1993-1 (ran ht)
Calvin Smith 4x400mR: 2005-1 (ran ht)
Miles Smith 200m: 2005-2, 2007-3, 2009-3; 4x100mR: 2007-1
Wallace Spearmon Mar: 1991-3
Steve Spence 1500m: 1987-3
Jim Spivey PV: 1997-3
Dean Starkey L.J.: 2001-2
Savanté Stringfellow 800m: 2013-2
Nick Symmonds 400m: 2007-3; 4x400mR: 2007-1, 2009-1, 2011-1
Angelo Taylor T.J.: 2011-1
Christian Taylor 400mH: 2013-2
Michael Tinsley 4x400mR: 2011-1 (ran ht)
- Terrence Trammell** 110mH: 2003-2, 2007-2, 2009-2
Andrew Valmon 4x400mR: 1991-2, 1993-1
David Verburg 4x400mR: 2013-1
Erick Walder L.J.: 1997-2
Brad Walker PV: 2005-2, 2007-1
Jeremy Wariner 400m: 2005-1, 2007-1, 2009-2; 4x400mR: 2005-1, 2007-1, 2009-1
Anthony Washington DT: 1999-1
Tyree Washington 400m: 1997-3, 2003-1
Quincy Watts 4x400mR: 1991-2, 1993-1
Ryan Whiting SP: 2013-2
Bernard Williams 100m: 2001-2; 4x100mR: 2003-1
Jeff Williams 200m: 1995-3
Jesse Williams H.J.: 2011-1
Darold Williamson 4x400mR: 2005-1, 2007-1
Ryan Wilson 110mH: 2013-2
Joey Woody 400mH: 2003-2
Kevin Young 400mH: 1993-1
- Women
Alexandra Anderson 4x100mR: 2011-1 (ran ht), 2013-2
Andrea Anderson 4x400mR: 1999-2 (ran ht)
Joanna Atkins 4x400mR: 2013-2 (ran ht)
Keshia Baker 4x400mR: 2011-1 (ran ht)
Me'Lisa Barber 4x100mR: 2005-1; 4x400mR: 2003-1
Mikele Barber 4x100mR: 2007-1
Brigetta Barrett HJ: 2013-2
Kim Batten 400mH: 1995-1, 1997-3; 4x400mR: 1997-2
Jessica Beard 4x400mR: 2009-1 (ran ht), 2011-1, 2013-2
Rachelle Boone-Smith 200m: 2005-2
Valerie Brisco 4x400mR: 1987-3
Alice Brown 4x100mR: 1987-1
Natasha Brown 400m: 1993-2; 4x400mR: 1991-2 (ran ht), 1993-1, 1997-2 (ran ht)
Tonja Buford 400mH: 1995-2
Shelia Burrell Hep: 2001-3
Danielle Carruthers 100mH: 2011-2
Michelle Collins 4x400mR: 1993-1 (ran ht), 1997-2 (ran ht), 1999-2
4x100mR: 2005-1
1500m: 1983-1; 3000m: 1983-1
Lashinda Demus 400mH: 2005-2, 2009-2, 2011-1, 2013-3; 4x400mR: 2009-1
Terri Dendy 4x400mR: 1993-1 (ran ht)
Gail Devers 100m: 1993-1; 100mH: 1991-2, 1993-1, 1995-1, 1999-1, 2001-2; 4x100mR: 1993-2, 1997-1
Marianne Dickerson Mar: 1983-2
Diane Dixon 4x400mR: 1987-3, 1991-2
Stacy Dragila PV: 1999-1, 2001-1
Debbie Dunn 4x400mR: 2009-1
Sheila Echols 4x100mR: 1993-2 (ran ht)
Torri Edwards 100m: 2003-1; 200m: 2003-2; 4x100mR: 2003-2, 2007-1
Sandra Farmer-Patrick 400mH: 1993-2
Allyson Felix 200m: 2005-1, 2007-1, 2009-1, 2011-3; 400m: 2011-2; 4x100mR: 2007-1, 2011-1; 4x400mR: 2007-1, 2009-1, 2011-1

Michelle Finn 4x100mR: 1993-2
 Jane Frederick Hep: 1987-3
 Octavious Freeman 4x100mR: 2013-2
Chryste Gaines 4x100mR: 1995-1, 1997-1, 2003-2
 English Gardner 4x100mR: 2013-2
 Sandra Glover 400mH: 2003-2, 2005-3
 Lynda Goode 100mH: 1993-3
 Kara Goucher 10,000m: 2007-3
Kim Graham 4x400mR: 1995-1, 1997-2
Nicole Green 4x400mR: 1995-1 (ran ht)
Florence Griffith 200m: 1987-2; 4x100mR: 1987-1
Carlette Guidry-White 4x100mR: 1995-1
 Dawn Harper 100mH: 2011-3
Natasha Hastings 4x400mR: 2007-1 (ran ht), 2009-1 (ran ht), 2011-1 (ran ht), 2013-2
Monique Hennagan 4x400mR: 2007-1 (ran ht)
D'Andre Hill 4x100mR: 1995-1 (ran ht)
 Chaunté Howard HJ: 2005-2
 Denean Howard 4x400mR: 1987-3
 Regina Jacobs 1500m: 1997-2, 1999-2
 LaTasha Jenkins 200m: 2001-2
Carmelita Jeter 100m: 2007-3, 2009-3, 2011-1, 2013-3; 200m: 2011-2; 4x100mR: 2007-1 (ran ht), 2011-1
 Chelsea Johnson PV: 2009-2=
Camara Jones 4x400mR: 1995-1
Marion Jones 100m: 1997-1, 1999-1; LJ: 1999-3; 4x100mR: 1997-1
Jackie Joyner-Kersey LJ: 1987-1, 1991-1; Hep: 1987-1, 1993-1
Anjanette Kirkland 100mH: 2001-1
Bianca Knight 4x100mR: 2011-1
 Lillie Leatherwood 4x400mR: 1987-3, 1991-2
Muna Lee 4x100mR: 2005-1
 Carol Lewis LJ: 1983-3
Mechelle Lewis 4x100mR: 2007-1 (ran ht)
Tianna Madison LJ: 2005-1
Pam Marshall 4x100mR: 1987-1
 Brenda Martinez 800m: 2013-3
Francena McCorory 4x400mR: 2011-1, 2013-2
 Miesha McKelvy 100mH: 2003-3
Jearl Miles Clark 400m: 1993-1, 1995-3, 1997-3; 4x400mR: 1991-2, 1993-1, 1995-1, 1997-2, 1999-2, 2003-1
Inger Miller 100m: 1999-2; 200m: 1999-1; 4x100mR: 1997-1, 2003-2
Celena Mondie-Milner 4x100mR: 1995-1
 Dalilah Muhammad 400mH: 2013-2
Marshevet Myers 4x100mR: 2011-1
Michelle Perry 100mH: 2005-1, 2007-1
Brittney Reese LJ: 2009-1, 2011-1, 2013-1
 Suziann Reid 4x400mR: 1999-2
Sanya Richards-Ross 400m: 2005-2, 2009-1; 4x400mR: 2003-1, 2007-1, 2009-1, 2011-1
 Louise Ritter HJ: 1983-3
Brianna Rollins 100mH: 2013-1
 Shannon Rowbury 1500m: 2009-3
Jenny Simpson 1500m: 2011-1, 2013-2
Shalonda Solomon 4x100mR: 2011-1 (ran ht)
 Ashley Spencer 4x400mR: 2013-2
Rochelle Stevens 4x400mR: 1991-2, 1995-1
 Jenn Suhr PV: 2013-2
 Jeneba Tarmoh 4x100mR: 2013-2

Gwen Torrence 100m: 1991-2, 1993-3, 1995-1; 200m: 1991-2, 1993-2; 4x100mR: 1993-2, 1995-1; 4x400mR: 1993-1
DeeDee Trotter 4x400mR: 2003-1 (ran ht), 2007-1
 Wenda Vereen 4x100mR: 1993-2
 Janeene Vickers 400mH: 1991-3
Maicel Wallace 4x400mR: 1993-1, 1997-2, 1999-2
Demetria Washington 4x400mR: 2003-1
 Angela Williams 4x100mR: 2003-2
Diane Williams 100m: 1983-3; 4x100mR: 1987-1
 Jill Williams SP: 2011-3
Laurn Williams 100m: 2005-1, 2007-2; 4x100mR: 2003-2 (ran ht), 2005-1, 2007-1
Mary Wineberg 4x400mR: 2007-1

UZB / Uzbekistan

Years Entered: All from 1993
 See also USSR for 1983-1991

Placing Tables:

Overall	Gold	Silver	Bronze	4th	5th	6th	7th	8th
1997	-	-	-	-	1	-	-	-
2011	-	-	-	-	-	-	-	1=
Totals	-	-	-	-	1	-	-	1=

Men	Gold	Silver	Bronze	4th	5th	6th	7th	8th
1997	-	-	-	-	1	-	-	-
Totals	-	-	-	-	1	-	-	-

Women	Gold	Silver	Bronze	4th	5th	6th	7th	8th
2011	-	-	-	-	-	-	-	1=
Totals	-	-	-	-	-	-	-	1=

Best Placings:

Men Ramil Ganiyev Dec: 1997-5
 Women Svetlana Radzivil HJ: 2011-8=

VAN / Vanuatu

Years Entered: All from 1983

Best Placings:

Men Philemon Roy 100m: 2001-5h10
 Women Maryline Adam SP: 1983-19Q

VEN / Venezuela

Years Entered: 1983 / 1987 / 1991 / 1995 / 1997 / 1999 / 2001 / 2003 / 2007 / 2009 / 2011 / 2013

Placing Table:

Men	Gold	Silver	Bronze	4th	5th	6th	7th	8th
2011	-	-	-	-	-	-	-	1
Totals	-	-	-	-	-	-	-	1

Best Placings:

Men Eduard Villanueva 1500m: 2011-8
 Women Rosa Andreina Rodríguez HT: 2013-15Q

VIE / Vietnam

Years Entered: 1983 / 1991 / 1993 / 1995 / 1999 / 2003 / 2009 / 2011 / 2013

Best Placings:

Men Nguyen Van Loi 110mH: 1991-5h1
 Women Truong Hoang My Linh 100m: 1991-5h4

VIN / Saint Vincent and the Grenadines

Years Entered: All from 1983

Best Placings:

Men Eswort Coombs 400m: 1997-5q2
 Women Kineke Alexander 400m: 2013-6s2
 Natasha Mayers 100m: 2001-6s2

YEM / Yemen

Years Entered: 1983 / 1987 / 1993 / 1995 / 1997 / 1999 / 2001 / 2003 / 2005 / 2007 / 2011 / 2013

Incorporating PRY / Democratic People's Republic of Yemen & YAR / Yemen Arab Republic in 1976-1987

Best Placings:

Men
 YEM Salim Al-Qaifi 200m: 2003-6h8
 YEM Anwar O. Mohamed Ali 800m: 1995-6h6
 PRY Salim Ahmed Nagib 200m: 1983-6h3
 Women
 PRY Hana Ali Ahmed 200m: 1987-8h2
 YEM Fatima Dahman 400mH: 2011-8h3

YUG / Yugoslavia

Years Entered: 1980 / 1983 / 1987 / 1991 / 1995 / 1997 / 1999 / 2001

Later SCG / Serbia & Montenegro (2003/2005) then SRB / Serbia (2007-) and MNE / Montenegro (2007-)

See also IWP / Independent World Championship Participant for (1993)

Placing Tables:

Overall	Gold	Silver	Bronze	4th	5th	6th	7th	8th
1980	-	-	-	-	1	-	-	-
1983	-	-	-	-	1	-	-	1
1987	-	-	-	-	-	-	1	1
1991	-	-	-	1	-	-	1	-
1995	-	-	-	-	-	1	-	1=
1999	-	-	-	1	-	1	-	-
2001	-	-	-	-	1	-	-	-
Totals	-	-	-	2	3	2	2	2+1=

Men	Gold	Silver	Bronze	4th	5th	6th	7th	8th
1983	-	-	-	-	1	-	-	1
1987	-	-	-	-	-	-	1	-
1991	-	-	-	1	-	-	1	-
1995	-	-	-	-	-	1	-	1=
1999	-	-	-	1	-	1	-	-
2001	-	-	-	-	1	-	-	-
Totals	-	-	-	2	2	2	2	1+1=

Women Gold Silver Bronze 4th 5th 6th 7th 8th

1980	-	-	-	-	1	-	-	-
1987	-	-	-	-	-	-	-	1
Totals	-	-	-	-	1	-	-	1

Best Placings:

Men
 SRB Slobodan Branković 4x400mR: 91-4
 SRB Nenad Đurović 4x400mR: 91-4
 SRB Dejan Jovković 4x400mR: 91-4
 SRB Ismail Macev 4x400mR: 91-4
 SRB Dragutin Topić HJ: 99-4
 Women
 SLO Breda Pergar 3000m: 80-5

ZAM / Zambia

Years Entered: All from 1987

Placing Table:

Men	Gold	Silver	Bronze	4th	5th	6th	7th	8th
1991	1	-	-	-	-	-	-	-
1993	-	1	-	-	-	-	-	-
1995	-	1	-	-	-	-	-	-
1997	-	-	-	-	1	-	-	-
Totals	1	2	-	-	1	-	-	-

Medallists:

Men **Samuel Matete** 400mH: 1991-1, 1993-2, 1995-2
 Women None. Best Placing:
 Racheal Nachula 400m: 2011-7s3

ZIM / Zimbabwe

Years Entered: All from 1983

Placing Table:

Men	Gold	Silver	Bronze	4th	5th	6th	7th	8th
1995	-	-	-	-	-	1	-	-
1997	-	-	-	-	-	1	-	-
2011	-	-	1	-	-	-	-	-
Totals	-	-	1	-	-	2	-	-

Medallists:

Men Ngonidzashé Makusha LJ: 2011-3
 Women None. Best Placing:
 Mariëtte van Heerden DT: 1983-18Q





Hurdles



Pole Vault



Hammer Throw



Shot Put



Javelin Throw



Long Jump



Discus Throw



High Jump



Running



Welcome



Applause



Leap

WORLD ALL-TIME LISTS

Included here are top 30 lists in all World Championship events and top 10s (where there are 10 significant performances) in the remaining events having IAAF World record status according to IAAF rule 261

Where possible the country of origin of athletes representing the former Czechoslovakia, USSR or Yugoslavian states is given
(Lists as at June 30, 2015)

MARK	WIND	NAME	COUNTRY	BORN	PLACE	VENUE	DATE
100 Metres							
9.58	0.9	Usain Bolt	JAM	86	1	Berlin	16 Aug 09
9.63	1.5	Bolt			1	London (Olympic Stadium)	5 Aug 12
9.69	0.0	Bolt			1	Beijing	16 Aug 08
9.69	2.0	Tyson Gay	USA	82	1	Shanghai	20 Sep 09
9.69	-0.1	Yohan Blake	JAM	89	1	Lausanne	23 Aug 12
9.71	0.9	Gay			2	Berlin	16 Aug 09
9.72	1.7	Bolt			1	New York (Randall's Island)	31 May 08
9.72	0.2	Asafa Powell	JAM	82	1	Lausanne	2 Sep 08
9.74	1.7	Powell			1h2	Rieti	9 Sep 07
9.74	0.8	Justin Gatlin	USA	82	1	Doha	15 May 15
		<i>(10 performances / 4 performers)</i>					
9.78	0.9	Nesta Carter	JAM	85	1	Rieti	29 Aug 10
9.79	0.1	Maurice Greene	USA	74	1	Athina	16 Jun 99
9.80	1.3	Steve Mullings	JAM	82	1	Eugene	4 Jun 11
9.82	1.7	Richard Thompson	TTO	85	1	Port of Spain	21 Jun 14
9.84	0.7	Donovan Bailey	CAN	67	1	Atlanta	27 Jul 96
		<i>(10)</i>					
9.84	0.2	Bruny Surin	CAN	67	2	Sevilla	22 Aug 99
9.84	1.3	Trayvon Bromell	USA	95	1h4	Eugene	25 Jun 15
9.85	1.2	Leroy Burrell	USA	67	1	Lausanne	6 Jul 94
9.85	1.7	Olusoji Fasuba	NGR	84	2	Doha	12 May 06
9.85	1.3	Mike Rodgers	USA	85	2	Eugene	4 Jun 11
9.86	1.2	Carl Lewis	USA	61	1	Tokyo	25 Aug 91
9.86	-0.4	Frank Fredericks	NAM	67	1	Lausanne	3 Jul 96
9.86	1.8	Ato Boldon	TTO	73	1	Wainut	19 Apr 98
9.86	0.6	Francis Obikwelu	POR	78	2	Athina	22 Aug 04
9.86	1.4	Keston Bledman	TTO	88	1	Port-of-Spain	23 Jun 12
		<i>(20)</i>					
9.87	0.3	Linford Christie	GBR	60	1	Stuttgart	15 Aug 93
9.87A	-0.2	Obadele Thompson	BAR	76	1	Johannesburg	11 Sep 98
9.88	1.8	Shawn Crawford	USA	78	1	Eugene	19 Jun 04
9.88	0.6	Walter Dix	USA	86	2	Nottwil	8 Aug 10
9.88	0.9	Ryan Bailey	USA	89	2	Rieti	29 Aug 10
9.88	1.0	Michael Frater	JAM	82	2	Lausanne	30 Jun 11
9.89	1.6	Travis Padgett	USA	86	1q2	Eugene	28 Jun 08
9.89	1.6	Darvis Patton	USA	77	1q3	Eugene	28 Jun 08
9.89	1.3	Ngonidzashe Makusha	ZIM	87	1	Des Moines	10 Jun 11
9.90	0.4	Nickel Ashmeade	JAM	90	1s2	Moskva	11 Aug 13
		<i>(30)</i>					
<i>Wind-assisted performances to 9.75 and performers to 9.86</i>							
9.68	4.1	Tyson Gay	USA	82	1	Eugene	29 Jun 08
9.69A	>5.0	Obadele Thompson	BAR	76	1	El Paso	13 Apr 96
9.72	2.1	Powell			1	Oslo	4 Jun 10
9.74		Richard Thompson	TTO	85	1	Clermont	31 May 14
9.75	4.3	Darvis Patton	USA	77	1	Austin	30 Mar 13
9.76A	6.1	Churandy Martina	AHO	84	1	El Paso	13 May 06
9.76	3.7	Trayvon Bromell	USA	95	1s1	Eugene	26 Jun 15
9.78	5.2	Carl Lewis	USA	61	1	Indianapolis	16 Jul 88
9.78	3.7	Maurice Greene	USA	74	1	Stanford	31 May 04
9.79	5.3	Andre Cason	USA	69	1h4	Eugene	16 Jun 93
9.80	4.1	Walter Dix	USA	86	2	Eugene	29 Jun 08
9.80	2.7	Mike Rodgers	USA	85	2	Eugene	31 May 14
9.82	3.0	Isiah Young	USA	90	1	Clermont	16 May 15
9.82	4.9	Remontay McClain	USA	92	1h3	Eugene	25 Jun 15
9.83	7.1	Leonard Scott	USA	80	1	Knoxville	9 Apr 99
9.83	2.2	Derrick Atkins	BAH	84	2	New York	2 Jun 07
9.84	5.4	Francis Obikwelu	POR	78	1	Zaragoza	3 Jun 06
9.85	4.8	Dennis Mitchell	USA	66	2	Eugene	17 Jun 93

MARK	WIND	NAME	COUNTRY	BORN	PLACE	VENUE	DATE	
9.85A	3.0	Frank	Fredericks	NAM	67	1	Nairobi	18 May 02
9.85	4.1	Travis	Padgett	USA	86	4	Eugene	29 Jun 08
9.85	3.6	Keston	Bledman	TTO	88	1	Clermont	2 Jun 12
9.85	3.2	Charles	Silmon	USA	91	1s1	Des Moines	21 Jun 13
9.86	2.6	Shawn	Crawford	USA	78	1	Doha	14 May 04
9.86	3.6	Michael	Frater	JAM	82	2h4	Kingston	23 Jun 11
9.86	3.7	Diondre	Batson	USA	92	2s1	Eugene	26 Jun 15

200 Metres

19.19	-0.3	Usain	Bolt	JAM	86	1	Berlin	20 Aug 00
19.26	0.7	Yohan	Blake	JAM	89	1	Bruxelles	16 Sep 11
19.30	-0.9		Bolt			1	Beijing	20 Aug 08
19.32	0.4	Michael	Johnson	USA	67	1	Atlanta	1 Aug 96
19.32	0.4		Bolt			1	London (Olympic Stadium)	9 Aug 12
19.40	0.8		Bolt			1	Daegu	3 Sep 11
19.44	0.4		Blake			2	London (Olympic Stadium)	9 Aug 12
19.53	0.7	Walter	Dix	USA	86	2	Bruxelles	16 Sep 11
19.54	0.0		Blake			1	Bruxelles	7 Sep 12
19.56	-0.8		Bolt			1	Kingston	1 May 10
		(10/4)						
19.57	0.4	Justin	Gatlin	USA	82	1	Eugene	28 Jun 15
19.58	1.3	Tyson	Gay	USA	82	1	New York	30 May 09
19.63	0.4	Xavier	Carter	USA	85	1	Lausanne	11 Jul 06
19.65	0.0	Wallace	Spearmon	USA	84	1	Daegu	28 Sep 06
19.68	0.4	Frank	Fredericks	NAM	67	2	Atlanta	1 Aug 96
19.72A	1.8	Pietro	Mennea	ITA	52	1	Ciudad de México	12 Sep 79
		(10)						
19.73	-0.2	Michael	Marsh	USA	67	1s1	Barcelona	5 Aug 92
19.75	1.5	Carl	Lewis	USA	61	1	Indianapolis	19 Jun 83
19.75	1.7	Joe	DeLoach	USA	67	1	Seoul	28 Sep 88
19.77	0.7	Ato	Boldon	TTO	73	1	Stuttgart	13 Jul 97
19.79	1.2	Shawn	Crawford	USA	78	1	Athina	26 Aug 04
19.79	0.9	Warren	Weir	JAM	89	1	Kingston	23 Jun 13
19.80	0.8	Christophe	Lemaitre	FRA	90	1	Daegu	3 Sep 11
19.81	-0.3	Alonso	Edward	PAN	89	2	Berlin	20 Aug 09
19.83A	0.9	Tommie	Smith	USA	44	1	Ciudad de México	16 Oct 68
19.84	1.7	Francis	Obikwelu	NGR	78	1s2	Sevilla	25 Aug 99
		(20)						
19.85	-0.3	John	Capel	USA	78	1	Sacramento	23 Jul 00
19.85	-0.5	Kostás	Kentéris	GRE	73	1	München	9 Aug 02
19.85	1.4	Churandy	Martina	NED	84	2	Lausanne	23 Aug 12
19.85	0.0	Nickel	Ashmeade	JAM	90	2	Zürich	30 Aug 12
19.86A	1.0	Don	Quarrie	JAM	51	1	Calí	3 Aug 71
19.86	1.6	Maurice	Greene	USA	74	2	Stockholm	7 Jul 97
19.86	1.5	Jason	Young	JAM	91	1	Luzern	17 Jul 12
19.86	1.6	Isiah	Young	USA	90	1	Des Moines	23 Jun 13
19.87	0.8	Lorenzo	Daniel	USA	66	1	Eugene	3 Jun 88
19.87A	1.8	John	Regis	GBR	66	1	Sestriere	31 Jul 94
19.87	1.2	Jeff	Williams	USA	65	1	Fresno	13 Apr 96
		(31)						

Wind-assisted performers to 19.86

19.61	>4.0	Leroy	Burrell	USA	67	1	College Station	19 May 90
19.73	3.3	Shawn	Crawford	USA	78	1	Eugene	28 Jun 09
19.75	4.1	Isiah	Young	USA	90	1	Clermont	16 May 15
19.80	3.2	LaShawn	Merritt	USA	86	1	Greensboro	19 Apr 08
19.83	9.2	Bobby	Cruse	USA	78	1r2	Knoxville	9 Apr 99
19.86	4.6	Roy	Martin	USA	66	1	Houston	18 May 86

400 Metres

43.18		Michael	Johnson	USA	67	1	Sevilla	26 Aug 99
43.29		Butch	Reynolds	USA	64	1	Zürich	17 Aug 88
43.39			Johnson			1	Göteborg	9 Aug 95
43.44			Johnson			1	Atlanta	19 Jun 96
43.45		Jeremy	Wariner	USA	84	1	Osaka	31 Aug 07
43.49			Johnson			1	Atlanta	29 Jul 96
43.50		Quincy	Watts	USA	70	1	Barcelona	5 Aug 92

MARK	NAME	COUNTRY	BORN	PLACE	VENUE	DATE	
43.50		Wariner		1	Stockholm	7 Aug 07	
43.62		Wariner		1	Roma	14 Jul 06	
43.65		Johnson		1	Stuttgart	17 Aug 93	
	(10/4)						
43.74	LaShawn	Merritt	USA	86	1	Moskva	13 Aug 13
43.74	Kirani	James	GRN	92	1	Lausanne	3 Jul 14
43.81	Danny	Everett	USA	66	1	New Orleans	26 Jun 92
43.86A	Lee	Evans	USA	47	1	Ciudad de México	18 Oct 68
43.87	Steve	Lewis	USA	69	1	Seoul	28 Sep 88
43.97A	Larry	James	USA	47	2	Ciudad de México	18 Oct 68
	(10)						
44.01	Isaac	Makwala	BOT	86	1	La Chaux de Fonds	6 Jul 14
44.05	Angelo	Taylor	USA	78	1	Indianapolis	23 Jun 07
44.09	Alvin	Harrison	USA	74	3	Atlanta	19 Jun 96
44.09	Jerome	Young	USA	76	1	New Orleans	21 Jun 98
44.10	Gary	Kikaya	COD	78	2	Stuttgart	9 Sep 06
44.13	Derek	Mills	USA	72	1	Eugene	4 Jun 95
44.14	Roberto	Hernández	CUB	67	2	Sevilla	30 May 90
44.15	Anthuan	Maybank	USA	69	1rB	Lausanne	3 Jul 96
44.16	Otis	Harris	USA	82	2	Athina	23 Aug 04
44.17	Innocent	Egbunike	NGR	61	1	Zürich	19 Aug 87
	(20)						
44.18	Samson	Kitur	KEN	66	2s2	Barcelona	3 Aug 92
44.20A	Charles	Gitonga	KEN	71	1	Nairobi	29 Jun 96
44.21	Ian	Morris	TTO	61	3s2	Barcelona	3 Aug 92
44.24	Wayde	van Niekerk	RSA	92	1	New York	13 Jun 15
44.26	Alberto	Juantorena	CUB	50	1	Montreal	29 Jul 76
44.27	Alonzo	Babers	USA	61	1	Los Angeles	8 Aug 84
44.27	Antonio	Pettigrew	USA	67	1	Houston	17 Jun 89
44.27	Darold	Williamson	USA	83	1s1	Sacramento	10 Jun 05
44.27	Steven	Gardiner	BAH	95	1	Nassau	27 Jun 15
44.28	Andrew	Valmon	USA	65	4	Eugene	19 Jun 93
	(30)						
44.28	Tyree	Washington	USA	76	1	Los Angeles (Eagle Rock)	12 May 01
800 Metres							
1:40.91	David	Rudisha	KEN	88	1	London (Olympic Stadium)	9 Aug 12
1:41.01		Rudisha			1	Rieti	29 Aug 10
1:41.09		Rudisha			1	Berlin	22 Aug 10
1:41.11	Wilson	Kipketer	DEN	70	1	Köln	24 Aug 97
1:41.24		Kipketer			1	Zürich	13 Aug 97
1:41.33		Rudisha			1	Rieti	10 Sep 11
1:41.51		Rudisha			1	Heusden-Zolder	10 Jul 10
1:41.54		Rudisha			1	Paris (Saint-Denis)	6 Jul 12
1:41.73 photo-cell	Sebastian	Coe	GBR	56	1	Firenze	10 Jun 81
1:41.73		Kipketer			1	Stockholm	7 Jul 97
1:41.73	Nijel	Amos	BOT	94	2	London (Olympic Stadium)	9 Aug 12
	(11/5)						
1:41.77	Joaquim	Cruz	BRA	63	1	Köln	26 Aug 84
1:42.23	Abubaker	Kaki	SUD	89	2	Oslo	4 Jun 10
1:42.28	Sammy	Koskei	KEN	61	2	Köln	26 Aug 84
1:42.34	Wilfred	Bungei	KEN	80	2	Rieti	8 Sep 02
1:42.37	Mohamed	Aman	ETH	94	1	Bruxelles	6 Sep 13
1:42.47	Yuriy	Borzakovskiy	RUS	81	1	Bruxelles	24 Aug 01
	(10)						
1:42.53	Timothy	Kitum	KEN	94	3	London (Olympic Stadium)	9 Aug 12
1:42.53	Pierre-Ambroise	Bosse	FRA	92	2	Monaco	18 Jul 14
1:42.55	André	Bucher	SUI	76	1	Zürich	17 Aug 01
1:42.58	Vebjorn	Rodal	NOR	72	1	Atlanta	31 Jul 96
1:42.60	Johnny	Gray	USA	60	2	Koblenz	28 Aug 85
1:42.62	Patrick	Ndururi	KEN	69	2	Zürich	13 Aug 97
1:42.67	Alfred	Kirwa Yego	KEN	86	2	Rieti	6 Sep 09
1:42.69	Hezekiel	Sepeng	RSA	74	2	Bruxelles	3 Sep 99
1:42.69	Japheth	Kimutai	KEN	78	3	Bruxelles	3 Sep 99
1:42.79	Fred	Onyancha	KEN	69	3	Atlanta	31 Jul 96
	(20)						
1:42.79	Youssef Saad	Kamel	BRN	83	2	Monaco	29 Jul 08
1:42.81	Jean-Patrick	Nduwimana	BDI	78	2	Zürich	17 Aug 01
1:42.82	Duane	Solomon	USA	84	4	London (Olympic Stadium)	9 Aug 12

MARK	NAME	COUNTRY	BORN	PLACE	VENUE	DATE	
1:42.84	Ferguson	Cheruiyot	KEN	89	4	Monaco	18 Jul 14
1:42.85	Norberto	Télez	CUB	72	4	Atlanta	31 Jul 96
1:42.86	Mbulaeni	Mulaudzi	RSA	80	3	Rieti	6 Sep 09
1:42.88	Steve	Cram	GBR	60	1	Zürich	21 Aug 85
1:42.91	William	Yiampoy	KEN	74	3	Rieti	8 Sep 02
1:42.95	Boaz	Lalang	KEN	89	2	Rieti	29 Aug 10
1:42.95	Nick	Symmonds	USA	83	5	London (Olympic Stadium)	9 Aug 12
	(30)						
1000 Metres							
2:11.96	Noah	Ngeny	KEN	78	1	Rieti	5 Sep 99
2:12.18	Sebastian	Coe	GBR	56	1	Oslo	11 Jul 81
2:12.88	Steve	Cram	GBR	60	1	Gateshead	9 Aug 85
2:13.56	Kennedy/Kenneth	Kimwetich	KEN	73	2	Nice	17 Jul 99
2:13.62	Abubaker	Kaki	SUD	89	1	Eugene	3 Jul 10
2:13.73	Noureddine	Morceli	ALG	70	1	Lille	2 Jul 93
2:13.9	Rick	Wohlhuter	USA	48	1	Oslo	30 Jul 74
2:13.96	Mehdi	Baala	FRA	78	1	Strasbourg	26 Jun 03
2:14.09	Joaquim	Cruz	BRA	63	1	Nice	20 Aug 84
2:14.28	Japheth	Kimutai	KEN	78	1	Stockholm	1 Aug 00
	(10)						
1500 Metres							
3:26.00	Hicham	El Guerrouj	MAR	74	1	Roma	14 Jul 98
3:26.12		El Guerrouj			1	Bruxelles	24 Aug 01
3:26.34	Bernard	Lagat	KEN	74	2	Bruxelles	24 Aug 01
3:26.45		El Guerrouj			1	Zürich	12 Aug 98
3:26.89		El Guerrouj			1	Zürich	16 Aug 02
3:26.96		El Guerrouj			1	Rieti	8 Sep 02
3:27.21		El Guerrouj			1	Zürich	11 Aug 00
3:27.34		El Guerrouj			1	Monaco	19 Jul 02
3:27.37	Noureddine	Morceli	ALG	70	1	Nice	12 Jul 95
3:27.40		Lagat			1	Zürich	6 Aug 04
	(10/3)						
3:27.64	Silas	Kiplagat	KEN	89	1	Monaco	18 Jul 14
3:27.72	Asbel	Kiprop	KEN	89	1	Monaco	19 Jul 13
3:28.12	Noah	Ngeny	KEN	78	2	Zürich	11 Aug 00
3:28.81	Mohamed	Farah	GBR	83	2	Monaco	19 Jul 13
3:28.81	Ronald	Kwemoi	KEN	95	3	Monaco	18 Jul 14
3:28.95	Fermin	Cacho	ESP	69	2	Zürich	13 Aug 97
3:28.98	Mehdi	Baala	FRA	78	2	Bruxelles	5 Sep 03
	(10)						
3:29.02	Daniel Kipchirchir	Komen	KEN	84	1	Roma	14 Jul 06
3:29.14	Rashid	Ramzi	BRN	80	2	Roma	14 Jul 06
3:29.18	Vénuste	Niyongabo	BUR	73	2	Bruxelles	22 Aug 97
3:29.29	William	Chirchir	KEN	79	3	Bruxelles	24 Aug 01
3:29.46	Saïd	Aouita	MAR	59	1	Berlin	23 Aug 85
3:29.46	Daniel	Komen	KEN	76	1	Monaco	16 Aug 97
3:29.47	Augustine	Choge	KEN	87	1	Berlin	14 Jun 09
3:29.50	Caleb	Ndiku	KEN	92	3	Monaco	19 Jul 13
3:29.51	Ali	Saïdi-Sief	ALG	78	1	Lausanne	4 Jul 01
3:29.53	Amine	Laâlou	MAR	82	2	Monaco	22 Jul 10
	(20)						
3:29.58	Ayanleh	Souleiman	DJI	92	4	Monaco	18 Jul 14
3:29.67	Steve	Cram	GBR	60	1	Nice	16 Jul 85
3:29.77	Sydney	Maree	USA	56	1	Köln	25 Aug 85
3:29.77	Sebastian	Coe	GBR	56	1	Rieti	7 Sep 86
3:29.77	Nixon	Chepseba	KEN	90	2	Monaco	20 Jul 12
3:29.83	Abdelaati	Iguider	MAR	87	5	Monaco	14 Jul 14
3:29.91	Laban	Rotich	KEN	69	2	Zürich	12 Aug 98
3:29.91	Aman	Wote	ETH	84	6	Monaco	14 Jul 14
3:29.91	Nick	Willis	NZL	83	7	Monaco	18 Jul 14
3:30.04	Timothy	Kiptanui	KEN	80	2	Paris (Saint-Denis)	23 Jul 04
	(30)						
One Mile							
3:43.13	Hicham	El Guerrouj	MAR	74	1	Roma	7 Jul 99
3:43.40	Noah	Ngeny	KEN	78	2	Roma	7 Jul 99

MARK	NAME	COUNTRY	BORN	PLACE	VENUE	DATE
3:44.39	Noureddine Morcelli	ALG	70	1	Rieti	5 Sep 93
3:46.32	Steve Cram	GBR	60	1	Bisli	27 Jul 85
3:46.38	Daniel Komen	KEN	76	2	Berlin	26 Aug 97
3:46.70	Vénuste Niyongabo	BUR	73	3	Berlin	26 Aug 97
3:46.76	Saïd Aouita	MAR	59	1	Helsinki	2 Jul 87
3:46.91	Alan Webb	USA	83	1	Brasschaat	21 Jul 07
3:47.28	Bernard Lagat	KEN	74	2	Roma	29 Jun 01
3:47.32	Ayanleh Souleiman	DJI	92	1	Eugene	31 May 14
	(10)					
2000 Metres						
4:44.79	Hicham El Guerrouj	MAR	74	1	Berlin	7 Sep 99
4:46.88	Ali Saïdi-Sief	ALG	78	1	Strasbourg	19 Jun 01
4:47.88	Noureddine Morcelli	ALG	70	1	Paris	3 Jul 95
4:48.69	Vénuste Niyongabo	BUR	73	1	Nice	12 Jul 95
4:48.74	John Kibowen	KEN	69	1	Hechtel	1 Aug 98
4:50.08	Noah Ngeny	KEN	78	1	Stockholm	30 Jul 99
4:50.76	Craig Mottram	AUS	80	1	Melbourne (OP)	9 Mar 06
4:50.81	Saïd Aouita	MAR	59	1	Paris	16 Jul 87
4:51.30	Daniel Komen	KEN	76	1	Milano	5 Jun 98
4:51.39	Steve Cram	GBR	60	1	Budapest	4 Aug 85
	(10)					
<i>Indoors</i>						
4:49.99	Kenenisa Bekele	ETH	82	1	Birmingham	17 Feb 07
3000 Metres						
7:20.67	Daniel Komen	KEN	76	1	Rieti	1 Sep 96
7:23.09	Hicham El Guerrouj	MAR	74	1	Bruxelles	3 Sep 99
7:25.02	Ali Saïdi-Sief	ALG	78	1	Monaco	18 Aug 00
7:25.09	Haile Gebrselassie	ETH	73	1	Bruxelles	28 Aug 98
7:25.11	Noureddine Morcelli	ALG	70	1	Monaco	2 Aug 94
7:25.79	Kenenisa Bekele	ETH	82	1	Stockholm	7 Aug 07
7:26.62	Mohammed Mourhit	BEL	70	2	Monaco	18 Aug 00
7:27.18	Moses Kiptanui	KEN	70	1	Monaco	25 Jul 95
7:27.26	Yenew Alamirew	ETH	90	1	Doha	6 May 11
7:27.55	Edwin Soi	KEN	86	2	Doha	6 May 11
	(10)					
5000 Metres						
12:37.35	Kenenisa Bekele	ETH	82	1	Hengelo	31 May 04
12:39.36	Haile Gebrselassie	ETH	73	1	Helsinki	13 Jun 98
12:39.74	Daniel Komen	KEN	76	1	Bruxelles	22 Aug 97
12:40.18	K Bekele	Paris (Saint-Denis)	1	1	Paris (Saint-Denis)	1 Jul 05
12:41.86	Gebrselassie	Zürich	1	1	Zürich	13 Aug 97
12:44.39	Gebrselassie	Zürich	1	1	Zürich	16 Aug 95
12:44.90	Komen	Zürich	2	2	Zürich	13 Aug 97
12:45.09	Komen	Zürich	1	1	Zürich	14 Aug 96
12:46.53	Eliud Kipchoge	KEN	84	1	Roma	2 Jul 04
12:46.81	Dejen Gebremeskel	ETH	89	1	Paris (Saint-Denis)	6 Jul 12
	(10/5)					
12:47.04	Sileshi Sihine	ETH	83	2	Roma	2 Jul 04
12:47.53	Hagos Gebrhiwet	ETH	94	2	Paris (Saint-Denis)	6 Jul 12
12:48.64	Isiah Koech	KEN	93	3	Paris (Saint-Denis)	6 Jul 12
12:48.66	Isaac Songok	KEN	84	2	Zürich	18 Aug 06
12:48.77	Yenew Alamirew	ETH	90	4	Paris (Saint-Denis)	6 Jul 12
	(10)					
12:48.81	Stephen Cherono	KEN	82	1	Ostrava	12 Jun 03
	(later Saïf Saaeed Shaheen QAT)					
12:49.04	Thomas Longosiwa	KEN	82	5	Paris (Saint-Denis)	6 Jul 12
12:49.28	Brahim Lahlafi	MAR	68	1	Bruxelles	25 Aug 00
12:49.50	John Kipkoech	KEN	91	6	Paris (Saint-Denis)	6 Jul 12
12:49.71	Mohammed Mourhit	BEL	70	2	Bruxelles	25 Aug 00
12:49.87	Paul Tergat	KEN	69	3	Zürich	13 Aug 97
12:50.24	Hicham El Guerrouj	MAR	74	2	Ostrava	12 Jun 03
12:50.25	Abderrahim Goumri	MAR	76	2	Bruxelles	26 Aug 05
12:50.55	Moses Masai	KEN	86	1	Berlin	1 Jun 08
12:50.72	Moses Kipsiro	UGA	86	3	Bruxelles	14 Sep 07
	(20)					

MARK	NAME	COUNTRY	BORN	PLACE	VENUE	DATE	
12:50.80	Salah	Hissou	MAR	72	1	Roma	5 Jun 961
12:50.86	Ali	Saïdi-Sief	ALG	78	1	Roma	30 Jun 00
12:51.00	Joseph	Ebuya	KEN	87	4	Bruxelles	14 Sep 07
12:51.34	Edwin	Soi	KEN	86	1	Monaco	19 Jul 13
12:51.45	Vincent	Chepkok	KEN	88	2	Doha	14 May 10
12:51.96	Albert	Rop	BRN	92	2	Monaco	19 Jul 13
12:52.33	Sammy	Kipketer	KEN	81	2	Oslo	27 Jun 03
12:52.45	Tariku	Bekele	ETH	.87	2	Berlin	1 Jun 081
12:52.80	Gebre-egziabher	Gebremariam	ETH	84	3	Roma	8 Jul 05
12:52.99	Abraham	Chebii	KEN	79	4	Oslo	27 Jun 03

(30)

10,000 Metres

26:17.53	Kenenisa	Bekele	ETH	82	1	Bruxelles	26 Aug 05
26:20.31		K Bekele			1	Ostrava	8 Jun 04
26:22.75	Haile	Gebrselassie	ETH	73	1	Hengelo	1 Jun 98
26:25.97		K Bekele			1	Eugene	8 Jun 08
26:27.85	Paul	Tergat	KEN	69	1	Bruxelles	22 Aug 97
26:28.72		K Bekele			1	Hengelo	29 May 05
26:29.22		Gebrselassie			1	Bruxelles	5 Sep 03
26:30.03	Nicholas	Kemboi	KEN/QAT	83	2	Bruxelles	5 Sep 03
26:30.74	Abebe	Dinkesa	ETH	84	2	Hengelo	29 May 05
26:31.32		Gebrselassie			1	Oslo	4 Jul 97
							(10/5)
26:35.63	Micah	Kogo	KEN	86	1	Bruxelles	25 Aug 06
26:36.26	Paul	Koeh	KEN	69	2	Bruxelles	22 Aug 97
26:37.25	Zersenay	Tadese	ERI	82	2	Bruxelles	25 Aug 06
26:38.08	Salah	Hissou	MAR	72	1	Bruxelles	23 Aug 96
26:38.76	Abdullah Ahmad	Hassan	QAT	81	3	Bruxelles	5 Sep 03
							(Formerly Albert Chepkurui KEN)
							(10)
26:39.69	Sileshi	Sihine	ETH	83	1	Hengelo	31 May 04
26:39.77	Boniface	Kiprop	UGA	85	2	Bruxelles	26 Aug 05
26:41.75	Samuel	Wanjiru	KEN	86	3	Bruxelles	26 Aug 05
26:43.98	Lucas	Rotich	KEN	90	2	Bruxelles	16 Sep 11
26:44.36	Galen	Rupp	USA	86	1	Eugene	30 May 14
26:46.57	Mohamed	Farah	GBR	83	1	Eugene	3 Jun 11
26:48.35	Imane	Merga	ETH	88	2	Eugene	3 Jun 11
26:48.99	Josphat	Bett	KEN	90	3	Eugene	3 Jun 11
26:49.02	Eliud	Kipchoge	KEN	84	2	Hengelo	26 May 07
26:49.20	Moses	Masai	KEN	86	2	Bruxelles	14 Sep 07
							(20)
26:49.38	Sammy	Kipketer	KEN	81	1	Bruxelles	30 Aug 02
26:49.41	Paul	Tanui	KEN	90	2	Eugene	30 May 14
26:49.55	Moses	Mosop	KEN	85	3	Hengelo	27 May 07
26:49.90	Assefa	Mezegebu	ETH	78	2	Bruxelles	30 Aug 02
26:50.20	Richard	Limo	KEN	80	3	Bruxelles	30 Aug 02
26:51.02	Dejen	Gebremeskel	ETH	89	1	Sollentuna	27 Jun 13
26:51.16	Emmanuel	Bett	KEN	83	1	Bruxelles	7 Sep 12
26:51.49	Charles	Kamathi	KEN	78	1	Bruxelles	3 Sep 99
26:51.68	Vincent	Chepkok	KEN	88	2	Bruxelles	7 Sep 12
26:52.23	William	Sigei	KEN	69	1	Oslo	22 Jul 94

(30)

10 Kilometres (road)

dh = downhill according to IAAF rule 260.28

26:44	Leonard	Komon	KEN	88	1	Utrecht	26 Sep 10
27:01	Micah	Kogo	KEN	86	1	Brunssum	29 Mar 09
27:02	Haile	Gebrselassie	ETH	73	1	Doha	11 Dec 02
27:04	dh Joseph	Kimani	KEN	72	1	Atlanta	4 Jul 96
27:04	Josphat	Menjo	KEN	79	1	Barcelona	18 Apr 10
27:09	Peter	Kamais	KEN	76	1	Tilburg	6 Sep 09
27:11	Sammy	Kipketer	KEN	81	1	New Orleans	30 Mar 02
27:11	Sammy	Kitwara	KEN	86	2	Utrecht	26 Sep 10
27:19	Moses	Masai	KEN	86	1	San Juan	28 Feb 10
27:19	Geoffrey	Mutai	KEN	81	1	Boston	26 Jun 11

(10)

MARK	NAME	COUNTRY	BORN	PLACE	VENUE	DATE	
15 Kilometres (road)							
41:13	Leonard	Komon	KEN	88	1	Nijmegen	21 Nov 10
41:22+	Haile	Gebrselassie	ETH	73	1	Tilburg	4 Sep 05
41:29	Felix	Limo	KEN	80	1	Nijmegen	11 Nov 01
41:29+	Samuel	Wanjiru	KEN	86	1	Ra's Al Khaymah	9 Feb 07
41:29+	Deriba	Merga	ETH	82	1	Ra's Al Khaymah	20 Feb 09
41:30+	Patrick	Makau	KEN	85	2	Ra's Al Khaymah	20 Feb 09
41:31+	Samuel	Tsegay	ERI	88	2	Zaandam	18 Sep 11
41:33+	Zersenay	Tadese	ERI	82	1	Lisboa	21 Mar 10
41:34+	Evans	Cheruiyot	KEN	82	1=	Udine	14 Oct 07
41:35+	Wilson	Kipsang	KEN	77	3	Ra's Al Khaymah	20 Feb 09
	(10)						

20,000m One Hour (track)

56:25.98+	21,285m	Haile	Gebrselassie	ETH	73	1	Ostrava	27 Jun 07
56:55.6+	21,101m	Arturo	Barrios	MEX	63	1	La Flèche	30 Mar 91
57:24.19+	20,944m	Jos	Hermens	NED	50	1	Papendal	1 May 76
57:18.4+	20,943m	Dionisio	Castro	POR	63	1	La Flèche	31 Mar 90
57:28.7+	20,855m	Carl	Thackery	GBR	62	2	La Flèche	31 Mar 90
	20,797m	Kenneth	Kimutai	KEN	81	2	Hengelo	1 Jun 09
57:44.4+	20,784m	Gaston	Roelants	BEL	37	1	Bruxelles	20 Sep 72
	20,765m	Wilson	Kiprop	KEN	87	3	Hengelo	1 Jun 09
57:48.7		Toshihiko	Seko	JPN	56	1	Odawara	11 May 85
58:01.8		Yutaka	Kanai	JPN	59	2	Odawara	11 May 85

20 Kilometres (road)

55:21+	Zersenay	Tadese	ERI	82	1	Lisboa	21 Mar 10
55:31+	Samuel	Wanjiru	KEN	86	1	Den Haag	17 Mar 07
55:44+	Mathew	Kisorio	KEN	89	1	Philadelphia	18 Sep 11
55:48+	Haile	Gebrselassie	ETH	73	1	Tempe	15 Jan 06
55:50+	Abraham	Cheroben	KEN	92	1	Valencia	19 Oct 14
55:52+	Arsedu	Tsegay	ETH	91	1	Praha	31 Mar 12
55:53+	Patrick	Makau	KEN	85	1	Berlin	1 Apr 07
55:58+	Stephen	Kibet	KEN	86	1	Den Haag	11 Mar 12
55:58+	Jonathan	Maiyo	KEN	88	2	Den Haag	11 Mar 12
55:58+	Kenneth	Kipkemoi	KEN	84	2	Valencia	19 Oct 14
55:59+	Sammy	Kitwara	KEN	86	1	Rotterdam	13 Sep 09

Half Marathon

Slightly downhill courses included: Newcastle-South Shields 30.5m, Tokyo 33m (to 1998), Lisboa 69m

58:23	Zersenay	Tadese	ERI	82	1	Lisboa	21 Mar 10	
58:30		Tadese			1	Lisboa	20 Mar 11	
58:33	Samuel	Wanjiru	KEN	86	1	Den Haag	17 Mar 07	
58:46	Mathew	Kisorio	KEN	89	1	Philadelphia	18 Sep 11	
58:47	Atsedu	Tsegay	ETH	91	1	Praha	31 Mar 12	
58:48	Sammy	Kitwara	KEN	86	2	Philadelphia	18 Sep 11	
58:48	Abraham	Cheroben	KEN	92	1	Valencia	19 Oct 14	
58:52	Patrick	Makau	KEN	85	1	Ra's Al Khaymah	20 Feb 09	
58:53		Wanjiru			1	Ra's Al Khaymah	9 Feb 07	
58:54	Stephen	Kibet	KEN	86	1	Den Haag	11 Mar 12	
58:54	Geoffrey	Kipsang	KEN	92	1	Ra's Al Khaymah	15 Feb 13	
	(11/9)							
58:55	Haile	Gebrselassie	ETH	73	1	Tempe	15 Jan 06	
	(10)							
58:56	dh	Martin	Mathathi	KEN	85	1	South Shields	18 Sep 11
58:56		Stanley	Biwott	KEN	86	2	Ra's Al Khaymah	15 Feb 13
58:58		Geoffrey	Mutai	KEN	81	3	Ra's Al Khaymah	15 Feb 13
58:59		Wilson	Kipsang	KEN	77	2	Ra's Al Khaymah	20 Feb 09
59:01		Kenneth	Kipkemoi	KEN	84	2	Valencia	19 Oct 14
59:02		Jonathan	Maiyo	KEN	88	2	Den Haag	11 Mar 12
59:05		Evans	Cheruiyot	KEN	82	3	Udine	14 Oct 07
59:05		Ezekiel	Chebii	KEN	91	1	Lille	1 Sep 12
59:06	dh	Paul	Tergat	KEN	69	1	Lisboa	26 Mar 00
59:06		Guye	Adola	ETH	90	1	New Delhi	23 Nov 14
	(20)							
59:07		Paul	Kosgei	KEN	78	1	Berlin	2 Apr 06
59:07	dh	Micah	Kogo	KEN	86	2	South Shields	16 Sep 12
59:09		James Kipsang	Kwambai	KEN	83	3	Rotterdam	13 Sep 09

MARK	NAME	COUNTRY	BORN	PLACE	VENUE	DATE	
59:10	Bernard	Kipyego	KEN	86	4	Rotterdam	13 Sep 09
59:10	Bernard	Koech	KEN	88	2	Lille	1 Sep 12
59:11	Kenneth	Kipkemoi	KEN	84	3	Den Haag	11 Mar 12
59:11	Mosinet	Geremew	ETH	92	3	New Delhi	23 Nov 14
59:12	Cyprian	Kotut	KEN	.92	4	New Delhi	23 Nov 14
59:14	Dennis	Kimetto	KEN	84	1	Berlin	1 Apr 12
59:14	Leonard (30)	Komon	KEN	88	1	Berlin	30 Mar 14

25,000 Metres (track)

1:12:25.4+	Moses	Mosop	KEN	85	1	Eugene	3 Jun 11
1:13:52.8+	Abel	Kirui	KEN	82	2	Eugene	3 Jun 11
1:13:55.8+	Toshihiko	Seko	JPN	56	1	Christchurch	22 Mar 81
1:13:57.6	Stéphane	Franke	GER	64	1	Walnut	30 Mar 99
1:14:11.8	Bill	Rodgers	USA	47	1	Saratoga	21 Feb 79

25 Kilometres (road)

1:11:18	Dennis	Kimetto	KEN	84	1	Berlin	6 May 12
1:11:29	Wilfred	Kigen	KEN	76	2	Berlin	6 May 12
1:11:37	Haile	Gebrselassie	ETH	73	1	Alphen aan der Rijn	12 Mar 07
1:11:47	Abraham	Cheroben	KEN	.92	1	Berlin	4 May 14
1:11:50	Samuel	Kosgei	KEN	86	1	Berlin	9 May 10
1:11:56	Gilbert	Kirwa	KEN	85	2	Berlin	9 May 10
1:11:59	Jacob	Kendagor	KEN	84	3	Berlin	6 May 12
1:12:13	Mathew	Kisorio	KEN	89	1	Berlin	8 May 11
1:12:32	Kenneth	Kipkemoi	KEN	84	2	Berlin	4 May 14
1:12:39	Edwin	Kiptoo	KEN	87	4	Berlin	6 May 12

(10)

30,000 Metres (track)

1:26:47.4	Moses	Mosop	KEN	85	1	Eugene	3 Jun 11
1:29:18.78	Toshihiko	Seko	JPN	56	1	Christchurch	22 Mar 81
1:29:57.3	Masanari	Shintaku	JPN	57	2	Christchurch	22 Mar 81
1:30:00.1	Abel	Kirui	KEN	82	2	Eugene	3 Jun 11
1:31:30.4	Jim	Alder	GBR	40	1	London (Crystal Palace)	5 Sep 70

30 Kilometres (road)

1:27:36+	Wilfred	Kirwa	KEN	86	1	Berlin	28 Sep 14
1:27:37+	Peter	Kirui	KEN	88	1	Berlin	25 Sep 11
<i>(Kirwa and Kirui did not finish marathon so ineligible for world record)</i>							
1:27:37+	Emmanuel	Mutai	KEN	78	2=	Berlin	28 Sep 14
1:27:37+	Geoffrey	Kamworor	KEN	92	2=	Berlin	28 Sep 14
1:27:37+	Geoffrey	Ronoh	KEN	82	2=	Berlin	28 Sep 14
1:27:38+	Patrick	Makau	KEN	85	2	Berlin	25 Sep 11
1:27:38+	Dennis	Kimetto	KEN	84	5=	Berlin	28 Sep 14
1:27:38+	Abera	Kuma	ETH	90	5=	Berlin	28 Sep 14
1:27:39+	Frankline	Chepkwony	KEN	84	7	Berlin	28 Sep 14
1:27:41+	Yemane Tsegay	Adhane	ETH	85	1	Rotterdam	15 Apr 12

(10)

Marathon

2:02:57	Dennis	Kimetto	KEN	84	1	Berlin	28 Sep 14
2:03:13	Emmanuel	Mutai	KEN	78	2	Berlin	28 Sep 14
2:03:23	Wilson	Kipsang	KEN	82	1	Berlin	23 Sep 13
2:03:38	Patrick	Makau	KEN	85	1	Berlin	25 Sep 11
2:03:42		Kipsang		1		Frankfurt	30 Oct 11
2:03:45		Kimetto		1		Chicago	13 Oct 13
2:03:52		Mutai		2		Chicago	13 Oct 13
2:03:59	Haile	Gebrselassie	ETH	73	1	Berlin	28 Sep 08
2:04:05	Eliud	Kipchoge	KEN	84	2	Berlin	23 Sep 13
2:04:11		Kipchoge		1		Chicago	12 Oct 14
<i>(10/6)</i>							
2:04:15	Geoffrey	Mutai	KEN	81	1	Berlin	30 Sep 12
2:04:23	Ayele	Abshero	ETH	90	1	Dubai	27 Jan 12
2:04:27	Duncan	Kibet	KEN	78	1	Rotterdam	5 Apr 09
2:04:27	James	Kwambai	KEN	83	2	Rotterdam	5 Apr 09
<i>(10)</i>							
2:04:28	Sammy	Kitwara	KEN	86	2	Chicago	12 Oct 14

MARK	NAME	COUNTRY	BORN	PLACE	VENUE	DATE	
2:04:32	Tsegaye	Mekonnen	ETH	95	1	Dubai	24 Jan 14
2:04:32	Dickson	Chumba	KEN	86	3	Chicago	12 Oct 14
2:04:38	Tsegaye	Kebede	ETH	87	1	Chicago	7 Oct 12
2:04:45	Lelisa	Desisa	ETH	90	1	Dubai	25 Jan 13
2:04:48	Yemane	Tsegay Adhane	ETH	85	1	Rotterdam	15 Apr 12
2:04:48	Berhanu	Shiferaw	ETH	93	2	Dubai	25 Jan 13
2:04:49	Tadesse	Tola	ETH	87	3	Dubai	25 Jan 13
2:04:50	Dino	Sefir	ETH	88	2	Dubai	27 Jan 12
2:04:50	Getu	Feleke	ETH	86	2	Rotterdam	15 Apr 12
	(20)						
2:04:52	Feyisa	Lilesa	ETH	90	2	Chicago	7 Oct 12
2:04:52	Endeshaw	Negesse	ETH	88	4	Dubai	25 Jan 13
2:04:53	Bernard	Koech	KEN	91	5	Dubai	25 Jan 13
2:04:54	Markos	Geneti	ETH	84	3	Dubai	27 Jan 12
2:04:55	Paul	Tergat	KEN	69	1	Berlin	28 Sep 03
2:04:55	Stanley	Biwott	KEN	86	2	London	13 Apr 14
2:04:56	Sammy	Korir	KEN	71	2	Berlin	28 Sep 03
2:04:56	Jonathan	Maiyo	KEN	88	4	Dubai	27 Jan 12
2:05:03	Moses	Mosop	KEN	85	3	Rotterdam	15 Apr 12
2:05:04	Abel	Kirui	KEN	82	3	Rotterdam	5 Apr 09
	(30)						

Downhill course and finish not within 30% of start

2:03:02	Geoffrey	Mutai	KEN	81	1	Boston	18 Apr 11
2:03:06	Moses	Mosop	KEN	85	2	Boston	18 Apr 11
2:04:53	Gebre-egziabher	Gebremariam	ETH	84	3	Boston	18 Apr 11
2:04:58	Ryan	Hall	USA	82	4	Boston	18 Apr 11

100 Kilometres (road unless stated)

6:10:20	track	Don	Ritchie	GBR	44	1	London (Crystal Palace)	28 Oct 78
6:13:33		Takahiro	Sunada	JPN	73	1	Yubetsu	21 Jun 98
6:15:30	suspended	Jean-Paul	Praet	BEL	55	1	Torhout	24 Jun 89
6:16:41			Praet	BEL	55	1	Winschoten	12 Sep 92
6:18:09		Valmir	Nunes	BRA	64	1	Winschoten	16 Sep 95
6:18:24		Mario	Ardemagni	ITA	63	1	Winschoten	11 Sep 04
6:18:26		Vasilij	Larkin	RUS	91	1	Sankt-Peterburg	7 Sep 13
6:19:20		Stephen	Way	GBR	74	1	Gravesend	6 May 14
6:20:44		Aleksey	Volgin	RUS	68	2	Winschoten	16 Sep 95
6:20:59		Aleksandr	Masarygin	RUS	60	1	Rognonas	31 Jan 93
6:22:08		Yasufumi	Mikami	JPN	66	1	Yubetsu	20 Jun 99
		(10)						

3000 Metres Steeplechase

7:53.63	Saif Saaeed	Shaheen	QAT	82	1	Bruxelles	3 Sep 04
	(Formerly Stephen Cherono KEN)						
7:53.64	Brimin	Kipruto	KEN	85	1	Monaco	22 Jul 11
7:54.31	Paul Kipsiele	Koech	KEN	81	1	Roma	31 May 12
7:55.28	Brahim	Boulami	MAR	72	1	Bruxelles	24 Aug 01
7:55.51		Shaheen				Bruxelles	26 Aug 05
7:55.72	Bernard	Barmasai	KEN	74	1	Köln	24 Aug 97
7:55.76	Ezekiel	Kemboi	KEN	82	2	Monaco	22 Jul 11
7:56.16	Moses	Kiptanui	KEN	70	2	Köln	24 Aug 97
7:56.32		Shaheen			1	Athína	3 Jul 06
7:56.34		Shaheen			1	Roma	8 Jul 05
	(10/7)						
7:56.81	Richard	Mateelong	KEN	83	2	Doha	11 May 12
7:57.29	Reuben	Kosgei	KEN	79	2	Bruxelles	24 Aug 01
7:58.41	Jairus	Birech	KEN	92	1	Bruxelles	5 Sep 14
	(10)						
7:59.08	Wilson	Boit Kipketer	KEN	73	1	Zürich	13 Aug 97
8:00.09	Mahiedine	Mekhissi-Benabbad	FRA	85	2	Paris (Saint-Denis)	6 Jul 13
8:01.16	Conseslus	Kipruto	KEN	94	1	Shanghai	18 May 13
8:01.18	Bouabdellah	Tahri	FRA	78	3	Berlin	18 Aug 09
8:01.67	Abel	Mutai	KEN	88	2	Roma	31 May 12
8:01.69	Kipkirui	Misoi	KEN	78	4	Bruxelles	24 Aug 01
8:03.41	Patrick	Sang	KEN	64	3	Köln	24 Aug 97
8:03.57	Ali	Ezzine	MAR	78	1	Paris (Saint-Denis)	23 Jun 00
8:03.57	Hilary	Yego	KEN	92	3	Shanghai	18 May 13

MARK	WIND	NAME	COUNTRY	BORN	PLACE	VENUE	DATE	
8:03.74		Raymond (20)	Yator	KEN	81	3	Monaco	18 Aug 00
8:03.81		Benjamin	Kiplagat	UGA	89	2	Lausanne	8 Jul 10
8:03.89		John	Kosgei	KEN	73	3	Monaco	16 Aug 97
8:04.71		Evan	Jager	USA	89	3	Bruxelles	5 Sep 14
8:04.95		Simon	Vroemen	NED	69	2	Bruxelles	26 Aug 05
8:05.01		Eliud	Barngetuny	KEN	73	1	Monaco	25 Jul 95
8:05.35		Peter	Koech	KEN	58	1	Stockholm	3 Jul 89
8:05.37		Philip	Barkutwo	KEN	66	2	Rieti	6 Sep 92
8:05.4		Henry	Rono	KEN	52	1	Seattle	13 May 78
8:05.43		Christopher	Kosgei	KEN	74	2	Zürich	11 Aug 99
8:05.51		Julius (30)	Kariuki	KEN	61	1	Seoul	30 Sep 88

110 Metres Hurdles

12.80	0.3	Aries	Merritt	USA	85	1	Bruxelles	7 Sep 12
12.87	0.9	Dayron	Robles	CUB	86	1	Ostrava	12 Jun 08
12.88	1.1		Liu Xiang	CHN	83	1	Lausanne	11 Jul 06
12.88	0.5		Robles			1	Paris (Saint-Denis)	18 Jul 08
12.89	0.5	David	Oliver	USA	82	1	Paris (Saint-Denis)	16 Jul 10
12.90	1.1	Dominique	Arnold	USA	73	2	Lausanne	11 Jul 06
12.90	1.6		Oliver			1	Eugene	3 Jul 10
12.91	0.5	Colin	Jackson	GBR	67	1	Stuttgart	20 Aug 93
12.91	0.3		Liu Xiang			1	Athina	27 Aug 04
12.91	0.2		Robles			1	Stockholm	22 Jul 08
		(10/6)						
12.92	-0.1	Roger	Kingdom	USA	62	1	Zürich	16 Aug 89
12.92	0.9	Allen	Johnson	USA	71	1	Atlanta	23 Jun 96
12.93	-0.2	Renaldo	Nehemiah	USA	59	1	Zürich	19 Aug 81
12.94	1.6	Jack	Pierce	USA	62	1s2	Atlanta	22 Jun 96
		(10)						
12.94	0.8	Hansle	Parchment	JAM	90	1	Paris (Saint-Denis)	5 Jul 14
12.95	1.5	Terrence	Trammell	USA	78	2	New York	2 Jun 07
12.95	0.2	Pascal	Martinet-Lagarde	FRA	91	1	Monaco	18 Jul 14
12.97	1.0	Ladji	Doucouré	FRA	83	1	Angers	15 Jul 05
12.97	1.0	Omar	McLeod	JAM	94	1	Kingston	27 Jun 15
12.98	0.6	Mark	Crear	USA	68	1	Zagreb	5 Jul 99
12.98	1.5	Jason	Richardson	USA	86	1s3	Eugene	30 Jun 12
12.99	1.2	Ronnie	Ash	USA	88	1s1	Sacramento	29 Jun 14
13.00	0.5	Anthony	Jarrett	GBR	68	2	Stuttgart	20 Aug 93
13.00	0.6	Anier	García	CUB	76	1	Sydney	25 Sep 00
		(20)						
13.01	0.3	Larry	Wade	USA	74	1	Lausanne	2 Jul 99
13.01	0.2	Orlando	Ortega	CUB	91	2	Monaco	18 Jul 14
13.02	1.5	Ryan	Wilson	USA	80	3	New York	2 Jun 07
13.02	1.7	David	Payne	USA	82	3	Osaka	31 Aug 07
13.03	-0.2	Greg	Foster	USA	58	2	Zürich	19 Aug 81
13.03	1.0	Reggie	Torian	USA	75	1	New Orleans	21 Jun 98
13.05	1.4	Tony	Dees	USA	63	1	Vigo	23 Jul 91
13.05	-0.8	Florian	Schwarthoff	GER	68	1	Bremen	2 Jul 95
13.08	1.2	Mark	McKoy	CAN	61	1	Lille	2 Jul 93
13.08	0.0	Stanislav	Olijar	LAT	79	2	Lausanne	1 Jul 03
		(30)						
13.08	1.2	Jeff	Porter	USA	85	3	Eugene	30 Jun 12
<i>Doubtful timing</i>								
13.06	1.3	Mike	Fenner	GER	71	1	Scheessel	4 Jun 95
13.08	1.3	Eric	Kaiser	GER	71	2	Scheessel	4 Jun 95
<i>Wind-assisted performances to 12.92 and performers to 13.08</i>								
12.87	2.6	Roger	Kingdom	USA	62	1	Barcelona	10 Sep 89
12.87	2.4		Liu Xiang	CHN	83	1	Eugene	2 Jun 12
12.89	3.2	David	Oliver	USA	82	1s1	Eugene	6 Jul 08
12.91	3.5	Renaldo	Nehemiah	USA	59	1	Champaign	1 Jun 79
12.98	3.1	Ronnie	Ash	USA	88	1	Miramar	9 Jul 10
13.00	2.6	Anwar	Moore	USA	79	1	Des Moines	28 Apr 07
13.05	3.6	Ryan	Brathwaite	BAR	88	1	Austin	2 May 09
13.06	2.1	Mark	McKoy	CAN	61	1	Linz	13 Aug 92

MARK	NAME	COUNTRY	BORN	PLACE	VENUE	DATE	
400 Metres Hurdles							
46.78	Kevin	Young	USA	66	1	Barcelona	6 Aug 92
47.02	Edwin	Moses	USA	55	1	Koblenz	31 Aug 83
47.03	Bryan	Bronson	USA	72	1	New Orleans	21 Jun 98
47.10	Samuel	Matete	ZAM	68	1	Zürich	7 Aug 91
47.13		Moses			1	Milano	3 Jul 80
47.14		Moses			1	Lausanne	14 Jul 81
47.17		Moses			1	Berlin	8 Aug 80
47.18		Young			1	Stuttgart	19 Aug 93
47.19	Andre	Phillips	USA	59	1	Seoul	25 Sep 88
47.23	Amadou (10/6)	Dia Bâ	SEN	58	2	Seoul	25 Sep 88
47.24	Kerron	Clement	USA	85	1	Carson	26 Jun 05
47.25	Félix	Sánchez	DOM	77	1	Paris (Saint-Denis)	29 Aug 03
47.25	Angelo	Taylor	USA	78	1	Beijing	18 Aug 08
47.30	Bershawn (10)	Jackson	USA	83	1	Helsinki	9 Aug 05
47.37	Stéphane	Diagana	FRA	69	1	Lausanne	5 Jul 95
47.38	Danny	Harris	USA	65	1	Lausanne	10 Jul 91
47.43	James	Carter	USA	78	2	Helsinki	9 Aug 05
47.48	Harald	Schmid	FRG	57	1	Athína	8 Sep 82
47.53	Hadi	Al-Somaily	KSA	76	2	Sydney	27 Sep 00
47.54	Derrick	Adkins	USA	70	2	Lausanne	5 Jul 95
47.54	Fabrizio	Mori	ITA	69	2	Edmonton	10 Aug 01
47.60	Winthrop	Graham	JAM	65	1	Zürich	4 Aug 93
47.63	Johnny	Dutch	USA	89	2	Des Moines	26 Jun 10
47.66A	LJ (20)	van Zyl	RSA	85	1	Pretoria	25 Feb 11
47.67	Bennie	Brazell	USA	82	2	Sacramento	11 Jun 05
47.69	Jehue	Gordon	TTO	91	1	Moskva	15 Aug 13
47.70	Michael	Tinsley	USA	84	2	Moskva	15 Aug 13
47.72	Javier	Culson	PUR	84	1	Ponce	8 May 10
47.75	David	Patrick	USA	60	4	Indianapolis	17 Jul 88
47.81	Llewellyn	Herbert	RSA	77	3	Sydney	27 Sep 00
47.82	John	Akii-Bua	UGA	49	1	München	2 Sep 72
47.82	Kriss	Akabusi	GBR	58	3	Barcelona	6 Aug 92
47.82	Periklis	Iakovákis	GRE	79	2	Osaka	6 May 06
47.84	Bayano (31)	Kamani	PAN	80	2s1	Helsinki	7 Aug 05
47.84	David	Greene	GBR	86	2	Saint Denis	6 Jul 12
High Jump							
2.45	Javier	Sotomayor	CUB	67	1	Salamanca	27 Jul 93
2.44		Sotomayor			1	San Juan	29 Jul 89
2.43		Sotomayor			1	Salamanca	8 Sep 88
2.43i		Sotomayor			1	Budapest	4 Mar 89
2.43	Mutaz Essa	Barshim	QAT	91	1	Bruxelles	5 Sep 14
2.42	Patrik	Sjöberg	SWE	65	1	Stockholm	30 Jun 87
2.42i	Carlo	Thränhardt	FRG	57	1	Berlin	26 Feb 88
2.42		Sotomayor			1	Sevilla	5 Jun 94
2.42i	Ivan	Ukhov	RUS	86	1	Praha	25 Feb 14
2.42	Bogdan	Bondarenko	UKR	89	1	New York	14 Jun 14
2.42		Barshim			2	New York	14 Jun 14
2.41	Igor	Paklin	KGZ	63	1	Kobe	4 Sep 85
2.40	Rudolf	Povarnitsyn	UKR	62	1	Donetsk	11 Aug 85
2.40	Sorin	Matei	ROU	63	1	Bratislava	20 Jun 90
2.40i	Hollis	Conway	USA	67	1	Sevilla	10 Mar 91
2.40	Charles	Austin	USA	67	1	Zürich	7 Aug 91
2.40	Vyacheslav	Voronin	RUS	74	1	London (Crystal Palace)	5 Aug 00
2.40i	Stefan	Holm	SWE	76	1	Madrid	6 Mar 05
2.40i	Aleksey	Dmitrik	RUS	84	1	Arnstadt	8 Feb 14
2.40	Derek	Drouin	CAN	90	1	Des Moines	25 Apr 14
2.40	Andriy	Protsenko	UKR	88	2	Lausanne	3 Jul 14
2.39		Zhu Jianhua	CHN	63	1	Eberstadt	10 Jun 84
2.39i	Dietmar	Mögenburg	FRG	61	1	Köln	24 Feb 85
2.39i	Ralf	Sonn	GER	67	1	Berlin	1 Mar 91

MARK	NAME	COUNTRY	BORN	PLACE	VENUE	DATE	
2.38i	Gennadiy (20)	Avdeyenko	UKR	63	2	Indianapolis	7 Mar 87
2.38	Sergey	Malchenko	RUS	63	1	Banská Bystrica	4 Sep 88
2.38	Dragutin	Topic	YUG	71	1	Beograd	1 Aug 93
2.38i	Steve	Smith	GBR	73	2	Wuppertal	4 Feb 94
2.38i	Wolf-Hendrik	Beyer	GER	72	1	Weinheim	18 Mar 94
2.38	Troy	Kemp	BAH	66	1	Nice	12 Jul 95
2.38	Artur	Partyka	POL	69	1	Eberstadt	18 Aug 96
2.38i	Matt	Hemingway	USA	72	1	Atlanta	4 Mar 00
2.38i	Yaroslav	Rybakov	RUS	80	1	Stockholm	15 Feb 05
2.38	Jacques	Freitag	RSA	82	1	Oudtschoorn	5 Mar 05
2.38	Andriy (30)	Sokolovsky	UKR	78	1	Roma	8 Jul 05
2.38i	Linus	Thörnblad	SWE	85	2	Göteborg	25 Feb 07
2.38	Andrey	Silnov	RUS	84	1	London (Crystal Palace)	25 Jul 08
2.38		Zhang Guowei	CHN	91	2	Eugene	30 May 15

Best outdoor marks for athletes with indoor bests

2.41		Ukhov			1	Doha	9 May 14
2.39		Conway			1	Norman	30 Jul 89
2.38		Avdeyenko			2=	Roma	6 Sep 87

Pole Vault

6.16i	Renaud	Lavillenie	FRA	86	1	Donetsk	15 Feb 14
6.15i	Sergey	Bubka	UKR	63	1	Donetsk	21 Feb 93
6.14i		Bubka			1	Liévin	13 Feb 93
6.14A		Bubka			1	Sestriere	31 Jul 94
6.13i		Bubka			1	Berlin	21 Feb 92
6.13		Bubka			1	Tokyo	19 Sep 92
6.12i		Bubka			1	Grenoble	23 Mar 91
6.12		Bubka			1	Padova	30 Aug 92
6.11i		Bubka			1	Donetsk	19 Mar 91
6.11		Bubka			1	Dijon	13 Jun 92
	(10/2)						
6.06i	Steve	Hooker	AUS	82	1	Boston (Roxbury)	7 Feb 09
6.05	Maksim	Tarasov	RUS	70	1	Athina	16 Jun 99
6.05	Dmitriy	Markov (ex BLR)	AUS	75	1	Edmonton	9 Aug 01
6.04	Brad	Walker	USA	81	1	Eugene	8 Jun 08
6.03	Okkert	Brits	RSA	73	1	Köln	18 Aug 95
6.03	Jeff	Hartwig	USA	67	1	Jonesboro	14 Jun 00
6.02i	Rodion	Gataullin	RUS	65	1	Gomel	4 Feb 89
6.01	Igor	Trandekov	RUS	66	1	Sankt Peterburg	4 Jul 96
	(10)						
6.01	Tim	Mack	USA	72	1	Monaco	18 Sep 04
6.01	Yevgeniy	Lukyanenko	RUS	85	1	Bydgoszcz	1 Jul 08
6.01 square	Björn	Otto	GER	77	1	Aachen	5 Sep 12
6.00	Tim	Lobinger	GER	72	1	Köln	24 Aug 97
6.00i	Jean	Galfione	FRA	71	1	Maebashi	6 Mar 99
6.00i	Danny	Ecker	GER	77	1	Dortmund	11 Feb 01
6.00	Toby	Stevenson	USA	76	1	Modesto	8 May 04
6.00	Paul	Burgess	AUS	79	1	Perth	26 Feb 05
5.98	Lawrence	Johnson	USA	74	1	Knoxville	25 May 96
5.97	Scott	Huffman	USA	64	1	Knoxville	18 Jun 94
	(20)						
5.96	Joe	Dial	USA	62	1	Norman	18 Jun 87
5.95	Andrei	Tivontchik	GER	70	1	Köln	16 Aug 96
5.95	Michael	Stolle	GER	74	1	Monaco	18 Aug 00
5.95	Romain	Mesnil	FRA	77	1	Castres	6 Aug 03
5.94i	Philippe	Collet	FRA	63	1	Grenoble	10 Mar 90
5.93i	Billy	Olson	USA	58	1	East Rutherford	8 Feb 86
5.93i	Tye	Harvey	USA	74	2	Atlanta	3 Mar 01
5.93	Aleksandr	Averbukh	ISR	74	1	Madrid	19 Jul 03
5.92	István	Bagyula	HUN	69	1	Linz	5 Jul 91
5.92	Igor	Potapovich	KZK	67	2	Dijon	13 Jun 92
	(31)						
5.92	Dean	Starkey	USA	67	1	São Paulo	21 May 94
5.92	Raphael	Holzdeppe	GER	89	1	Baku	24 Jun 15
5.92	Thiago	Braz	BRA	93	2	Baku	24 Jun 15

MARK	WIND	NAME	COUNTRY	BORN	PLACE	VENUE	DATE	
<i>Best outdoor marks for athletes with indoor bests</i>								
6.05			Lavillenie		1	Eugene	30 May 15	
6.00			Gataullin		1	Tokyo	16 Sep 89	
6.00			Hooker		1	Perth	27 Jan 08	
5.98			Galfione		1	Amiens	23 Jul 99	
5.93			Ecker		1	Ingolstadt	26 Jul 98	
<i>Exhibition or city square competitions</i>								
6.00		Jean	Galfione	FRA	71	1	Besaçon	23 May 97
5.95		Viktor	Chistyakov	RUS/AUS	75	1	Chiari	8 Sep 99
Long Jump								
8.95	0.3	Mike	Powell	USA	63	1	Tokyo	30 Aug 91
8.90A	2.0	Bob	Beamon	USA	46	1	Ciudad de México	18 Oct 68
8.87	-0.2	Carl	Lewis	USA	61	-	Tokyo	30 Aug 91
8.86A	1.9	Robert	Emmiyan	ARM	65	1	Tsakhkadzor	22 May 87
8.79	1.9		Lewis		1	Indianapolis	19 Jun 83	
8.79i			Lewis		1	New York	27 Jan 84	
8.76	1.0		Lewis		1	Indianapolis	24 Jul 82	
8.76	0.8		Lewis		1	Indianapolis	18 Jul 88	
8.75	1.7		Lewis		1	Indianapolis	16 Aug 87	
8.74	1.4	Larry	Myricks	USA	56	2	Indianapolis	18 Jul 88
8.74A	2.0	Erick	Walder	USA	71	1	El Paso	2 Apr 94
8.74	-1.2	Dwight	Phillips	USA	77	1	Eugene	7 Jun 09
		(12/7)						
8.73	1.2	Irving	Saladino	PAN	83	1	Hengelo	24 May 08
8.71	1.9	Iván	Pedroso	CUB	72	1	Salamanca	18 Jul 95
8.71i		Sebastian	Beyer	GER	86	1	Torino	8 Mar 09
		(10)						
8.66	1.6	Louis	Tsátoumas	GRE	82	1	Kalamáta	2 Jun 07
8.63	0.5	Kareem	Streete-Thompson	CAY/USA	73	1	Linz	4 Jul 94
8.62	0.7	James	Beckford	JAM	75	1	Orlando	5 Apr 97
8.59i		Miguel	Pate	USA	79	1	New York	1 Mar 02
8.56i		Yago	Lamela	ESP	77	2	Maebashi	7 Mar 99
8.56	0.2	Aleksandr	Menkov	RUS	90	1	Moskva	16 Aug 13
8.54	0.9	Lutz	Dombrowski	GDR	59	1	Moskva	28 Jul 80
8.54	1.7	Mitchell	Watt	AUS	88	1	Stockholm	29 Jul 11
8.53	1.2	Jaime	Jefferson	CUB	62	1	La Habana	12 May 90
8.52	0.7	Savanté	Stringfellow	USA	78	1	Stanford	21 Jun 02
		(20)						
8.51	1.7	Roland	McGhee	USA	71	2	São Paulo	14 May 95
8.51	1.7	Greg	Rutherford	GBR	86	1	Chula Vista	24 Apr 14
8.50	0.2	Llewellyn	Starks	USA	67	2	Rhede	7 Jul 91
8.50	1.3	Khotso	Mokoena	RSA	85	2	Madrid	4 Jul 09
8.50	1.8	Jeff	Henderson	USA	89	1	Walnut	18 Apr 15
8.49	2.0	Melvin	Lister	USA	77	1	Baton Rouge	13 May 00
8.49	0.6	Jai	Taurima	AUS	72	2	Sydney	28 Sep 00
8.49	0.7	Christian	Reif	GER	84	1	Weinheim	31 May 14
8.48	0.8	Joe	Greene	USA	67	3	São Paulo	14 May 95
8.48	0.6	Mohamed Salim	Al-Khuwalidi	KSA	81	1	Sotheville	2 Jul 06
8.47	1.9	Kevin	Dilworth	USA	74	1	Abilene	9 May 96
		(30)						
8.47	0.9	John	Moffitt	USA	80	2	Athina	26 Aug 04
8.47	-0.2	Andrew	Howe	ITA	85	2	Osaka	30 Aug 07
8.47	1.6	Christian	Reif	GER	84	1	Barcelona	1 Aug 10
<i>Wind-assisted performances to 8.78 and performers to 8.48</i>								
8.99A	4.4	Mike	Powell	USA	63	1	Sestriere	21 Jul 92
8.96A	"1.2"	Iván	Pedroso	CUB	72	1	Sestriere	29 Jul 95
8.95A	3.9		Powell		1	Sestriere	31 Jul 94	
8.91	2.9	Carl	Lewis	USA	61	2	Tokyo	30 Aug 91
8.90	3.7		Powell		1	Modesto	16 May 92	
8.79	3.0		Pedroso		1	La Habana	21 May 92	
8.78	3.1	Fabrice	Lapierre	AUS	83	1	Perth	18 Apr 10
8.68	4.9	James	Beckford	JAM	75	1	Odessa, Tx	19 May 95
8.68	3.7	Marquis	Dendy	USA	92	1	Eugene	25 Jun 15
8.66A	4.0	Joe	Greene	USA	67	2	Sestriere	21 Jul 92
8.64	3.5	Kareem	Streete-Thompson	CAY/USA	73	2	Knoxville	18 Jun 94
8.63	3.9	Mike	Conley	USA	62	2	Eugene	20 Jun 86

MARK	WIND	NAME	COUNTRY	BORN	PLACE	VENUE	DATE	
8.57	5.2	Jason	Grimes	USA	59	1	Durham	27 Jun 82
8.53	4.9	Kevin	Dilworth	USA	74	1	Fort-de-France	27 Apr 02
8.52	3.5	Jeff	Henderson	USA	89	1	Sacramento	29 Jun 04
8.51	3.7	Ignisious	Gaisah	GHA	83	1	Bambous	9 Aug 06
8.49	2.6	Ralph	Boston	USA	39	1	Los Angeles	12 Sep 64
8.49	4.5	Stanislav	Tarasenko	RUS	66	2	Madrid	20 Jun 95
8.48	2.8	Kirill	Sosunov	RUS	75	1	Oristano	18 Sep 95
8.48	3.4	Peter	Burge	AUS	74	1	Gold Coast	10 Sep 00
8.48	2.1	Brian	Johnson	USA	80	1	Fort-de-France	8 May 08

Best outdoor marks for athletes with indoor bests

8.56	1.3	Lamela				1	Torino	24 Jun 99
8.49	1.6	Bayer				1	Ulm	4 Jul 09
8.48w	5.6	Pate				1	Fort Worth	21 Apr 01

Best at low altitude

8.61	-0.3	Emmiyan				1	Moskva	6 Jul 86
8.58	1.8	Walder				1	Springfield	4 May 96

Triple Jump

18.29	1.3	Jonathan	Edwards	GBR	66	1	Göteborg	7 Aug 95
18.09	-0.4	Kenny	Harrison	USA	65	1	Atlanta	27 Jul 96
18.08	0.0	Pedro Pablo	Pichardo	CUB	93	1	Doha	15 May 15
18.06	0.8		Pichardo			1	La Habana	28 May 15
18.04	0.3	Teddy	Tamgho	FRA	89	1	Moskva	18 Aug 13
18.04	0.8	Christian	Taylor	USA	90	2	Doha	15 May 15
18.01	0.4		Edwards			1	Oslo	9 Jul 98
18.00	1.3		Edwards			1	London (Crystal Palace)	27 Aug 95
17.99	0.5		Edwards			1	Budapest	23 Aug 98
17.98	1.8		Edwards			1	Salamanca	18 Jul 95
17.98	1.2		Tamgho			1	New York	12 Jun 10
		(11/5)						
17.97	1.5	Willie	Banks	USA	56	1	Indianapolis	16 Jun 85
17.92	1.6	Khristo	Markov	BUL	65	1	Roma	31 Aug 87
17.92	1.9	James	Beckford	JAM	75	1	Odessa, Tx	20 May 95
17.90	1.0	Vladimir	Inozemtsev	UKR	64	1	Bratislava	20 Jun 90
17.90	0.4	Jadel	Gregório	BRA	80	1	Belém	20 May 07
		(10)						
17.89A	0.0	João Carlos	de Oliveira	BRA	54	1	Ciudad de México	15 Oct 75
17.87	1.7	Mike	Conley	USA	62	1	San José	27 Jun 87
17.86	1.3	Charles	Simpkins	USA	63	1	Kobe	2 Sep 85
17.85	0.9	Yoelbi	Quesada	CUB	73	1	Athina	8 Aug 97
17.83i		Aliecer	Urrutia	CUB	74	1	Sindelfingen	1 Mar 97
17.83i		Christian	Olsson	SWE	80	1	Budapest	7 Mar 04
17.81	1.0	Marian	Oprea	ROU	82	1	Lausanne	5 Jul 05
17.81	0.1	Phillips	Idowu	GBR	78	1	Barcelona	29 Jul 10
17.78	1.0	Nikolay	Musiyenko	UKR	59	1	Leningrad	7 Jun 86
17.78	0.6	Lázaro	Betancourt	CUB	63	1	La Habana	15 Jun 86
		(20)						
17.78	0.8	Melvin	Lister	USA	77	1	Sacramento	17 Jul 04
17.77	1.0	Aleksandr	Kovalenko	RUS	63	1	Bryansk	18 Jul 87
17.77i		Leonid	Voloshin	RUS	66	1	Grenoble	6 Feb 94
17.75	0.3	Oleg	Protsenko	RUS	63	1	Moskva	10 Jun 90
17.75	0.8	Will	Claye	USA	91	1	Sacramento	27 Jun 14
17.74	1.4	Nelson	Évora	POR	84	1	Osaka	27 Aug 07
17.73i		Walter	Davis	USA	79	1	Moskva	12 Mar 06
17.73i		Fabrizio	Donato	ITA	76	2	Paris (Bercy)	6 Mar 11
17.72i		Brian	Wellman	BER	67	1	Barcelona	12 Mar 95
17.72	1.3	Sheryf	El-Sheryf	UKR	89	1	Ostrava	17 Jul 11
		(now Şeref Osmanoğlu TUR)						
		(30)						

Wind-assisted performances to 18.00 and performers to 17.73

18.43	2.4	Jonathan	Edwards	GBR	66	1	Lille	25 Jun 95
18.20	5.2	Willie	Banks	USA	56	1	Indianapolis	16 Jul 88
18.17	2.1	Mike	Conley	USA	62	1	Barcelona	3 Aug 92
18.08	2.5		Edwards			1	Sheffield	23 Jul 95
18.03	2.9		Edwards			1	Gateshead	2 Jul 95
18.01	3.7		Harrison			1	Atlanta	15 Jun 96

MARK	WIND	NAME	COUNTRY	BORN	PLACE	VENUE	DATE
17.97	7.5	Yoelbi Quesada	CUB	73	1	Madrid	20 Jun 95
17.93	5.2	Charles Simpkins	USA	63	2	Indianapolis	16 Jul 88
17.92	3.4	Christian Olsson	SWE	80	1	Gateshead	13 Jul 03
17.86	5.7	Denis Kapustin	RUS	70	1	Sevilla	5 Jun 94
17.82	2.5	Nelson Évora	POR	84	1	Seixal	26 Jul 09
17.81	4.6	Keith Connor	GBR	57	1	Brisbane	9 Oct 82
17.76A	2.2	Kenta Bell	USA	77	1	El Paso	10 Apr 04
17.75		Gennadiy Valyukevich	BLR	58	1	Uzhgorod	27 Apr 86
17.75	7.1	Brian Wellman	BER	67	2	Madrid	20 Jun 95
17.73	4.1	Vasily Sokov	RUS	68	1	Riga	3 Jun 89

Best outdoor marks for athletes with indoor bests

17.79	1.4	Olsson		1		Athina	22 Aug 04
17.75	1.0	Voloshin		2		Tokyo	26 Aug 91

Shot Put

23.12		Randy Barnes	USA	66	1	Westwood	20 May 90
23.10		Barnes			1	San José	26 May 90
23.06		Ulf Timmermann	GDR	62	1	Hania	22 May 88
22.91		Alessandro Andrei	ITA	59	1	Viareggio	12 Aug 87
22.86		Brian Oldfield	USA	45	1	El Paso	10 May 75
22.75		Werner Günthör	SUI	61	1	Bern	23 Aug 88
22.67		Kevin Toth	USA	67	1	Lawrence	19 Apr 03
22.66i		Barnes		1		Los Angeles	20 Jan 89
22.64		Udo Beyer	GDR	55	1	Berlin	20 Aug 86
22.62		Timmermann			1	Berlin	22 Sep 85
		(10/7)					
22.54		Christian Cantwell	USA	80	1	Gresham	5 Jun 04
22.52		John Brenner	USA	61	1	Walnut	26 Apr 87
22.51		Adam Nelson	USA	75	1	Gresham	18 May 02
		(10)					
22.43		Reese Hoffa	USA	77	1	London (Crystal Palace)	3 Aug 07
22.35		Joe Kovacs	USA	89	1	Los Angeles (Westwood)	11 Apr 15
22.28		Ryan Whiting	USA	86	1	Doha	10 May 13
22.24		Sergey Smirnov	RUS	60	2	Tallinn	21 Jun 86
22.21		Dylan Armstrong	CAN	81	1	Calgary	25 Jun 11
22.20		John Godina	USA	72	1	Carson	22 May 05
22.11		Rolf Oesterreich	GDR	49	1	Zschopau	12 Sep 76
22.10		Sergey Gavryushin	RUS	59	1	Tbilisi	31 Aug 86
22.10		Cory Martin	USA	85	1	Tucson	22 May 10
22.09		Sergey Kasnauskas	BLR	61	1	Staiki	23 Aug 84
		(20)					
22.09i		Mika Halvari	FIN	70	1	Tampere	7 Feb 00
22.02i		George Woods	USA	43	1	Inglewood	8 Feb 74
22.02		Dave Laut	USA	56	1	Koblenz	25 Aug 82
22.00		Aleksandr Baryshnikov	RUS	48	1	Colombes	10 Jul 76
21.98		Gregg Tafrales	USA	58	1	Los Gatos	13 Jun 92
21.97		Janus Robberts	RSA	79	1	Eugene	2 Jun 01
21.97		David Stori	GER	90	1	London (Horse Guards Parade)	20 Jul 14
21.96		Mikhail Kostin	RUS	59	1	Vitebsk	20 Jul 86
21.95		Tomasz Majewski	POL	81	1	Stockholm	30 Jul 09
21.93		Remigius Machura	CZE	60	1	Praha	23 Aug 87
		(30)					
		(10/6)					
74.08		Jürgen Schult	GDR	60	1	Neubrandenburg	6 Jun 86
73.88		Virgilijus Alekna	LTU	72	1	Kaunas	3 Aug 00
73.38		Gerd Kanter	EST	79	1	Helsingborg	4 Sep 06
72.02		Kanter			1	Salinas	3 May 07
71.88		Kanter			1	Salinas	8 May 08
71.86		Yuriy Dumchev	RUS	58	1	Moskva	29 May 83
71.84		Piotr Małachowski	POL	7.6.83	1	Hengelo	8 Jun 13
71.70		Róbert Fazekas	HUN	75	1	Szombathely	14 Jul 02
71.64		Kanter			1	Kohila	25 Jun 09
71.56		Alekna			1	Kaunas	25 Jul 07
		(10/6)					
71.50		Lars Riedel	GER	67	1	Wiesbaden	3 May 97
71.32		Ben Plucknett	USA	54	1	Eugene	4 Jun 83
71.26		John Powell	USA	47	1	San José	9 Jun 84
71.26		Rickard Bruch	SWE	46	1	Malmö	15 Nov 84

MARK	NAME		COUNTRY	BORN	PLACE	VENUE	DATE
	(10)						
71.26	Imrich	Bugár	CZE	55	1	San José	25 May 85
71.18	Art	Burns	USA	54	1	San José	19 Jul 83
71.16	Wolfgang	Schmidt	GDR	54	1	Berlin	9 Aug 78
71.14	Anthony	Washington	USA	66	1	Salinas	22 May 96
71.06	Luis Mariano	Delis	CUB	57	1	La Habana	21 May 83
70.98	Mac	Wilkins	USA	50	1	Helsinki	9 Jul 80
70.82	Aleksander	Tammert	EST	73	1	Denton	15 Apr 06
70.66	Robert	Harting	GER	84	1	Turnov	22 May 12
70.54	Dmitriy	Shevchenko	RUS	68	1	Krasnodar	7 May 02
70.38	Jay	Silvester	USA	37	1	Lancaster	16 May 71
	(20)						
70.32	Frantz	Kruger	RSA/FIN	75	1	Salon-de-Provence	26 May 02
70.06	Romas	Ubartas	LTU	60	1	Smalininkay	8 May 88
70.00	Juan	Martínez	CUB	58	2	La Habana	21 May 83
69.95	Zoltán	Kövágó	HUN	79	1	Salon-de-Provence	25 May 06
69.91	John	Godina	USA	72	1	Salinas	19 May 98
69.90	Jason	Young	USA	81	1	Lubbock	26 Mar 10
69.70	Géjza	Valent	CZE	53	2	Nitra	26 Aug 84
69.62	Knut	Hjeltnes	NOR	51	2	San José	25 May 85
69.62	Timo	Tompuri	FIN	69	1	Helsingborg	8 Jul 01
69.50	Mario	Pestano	ESP	78	1	Santa Cruz de Tenerife	27 Jul 08
	(30)						
	<i>Sloping ground</i>						
72.08	John	Powell	USA	47	1	Klagshamn	11 Sep 87
69.80	Stefan	Fernholm	SWE	59	1	Klagshamn	13 Aug 87
	Hammer Throw						
86.74	Yuriy	Sedykh	RUS	55	1	Stuttgart	30 Aug 86
86.66		Sedykh			1	Tallinn	22 Jun 86
86.34		Sedykh			1	Cork	3 Jul 84
86.04	Sergey	Litvinov	RUS	58	1	Dresden	3 Jul 86
85.74		Litvinov			2	Stuttgart	30 Aug 86
85.68		Sedykh			1	Budapest	11 Aug 86
85.60		Sedykh			1	London (Crystal Palace)	13 Jul 84
85.60		Sedykh			1	Moskva	17 Aug 84
85.20		Litvinov			2	Cork	3 Jul 84
85.14		Litvinov			1	London (Crystal Palace)	11 Jul 86
85.14		Sedykh			1	Moskva	4 Sep 88
	(11/2)						
84.90	Vadim	Devyatovski	BLR	77	1	Staikei	21 Jul 05
84.86	Koji	Murofushi	JPN	74	1	Praha	29 Jun 03
84.62	Igor	Astapkovich	BLR	63	1	Sevilla	6 Jun 92
84.51	Ivan	Tikhon	BLR	76	1	Grodno	9 Jul 08
84.48	Igor	Nikulín	RUS	60	1	Lausanne	12 Jul 90
84.40	Jüri	Tamm	EST	57	1	Banská Bystrica	9 Sep 84
84.19	Adrián	Annus	HUN	73	1	Szombathely	10 Aug 03
83.68	Tibor	Gécsek	HUN	64	1	Zalaegerszeg	19 Sep 98
	(10)						
83.48	Paweł	Fajdek	POL	89	1	Warszawa	23 Aug 14
83.46	Andrey	Abduvaliyev	TJK/UZB	66	1	Adler	26 May 90
83.43	Aleksey	Zagorniy	RUS	78	1	Adler	10 Feb 02
83.40	Ralf	Haber	GDR	62	1	Athína	16 May 88
83.38	Szymon	Ziółkowski	POL	76	1	Edmonton	5 Aug 01
83.30	Olli-Pekka	Karjalainen	FIN	80	1	Lahti	14 Jul 04
83.04	Heinz	Weis	GER	63	1	Frankfurt	29 Jun 97
83.00	Balázs	Kiss	HUN	72	1	Paris (Saint-Denis)	4 Jun 98
82.78	Karsten	Kobs	GER	71	1	Dortmund	26 Jun 99
82.69	Krisztián	Pars	HUN	82	1	Zürich	16 Aug 14
	(20)						
82.64	Günther	Rodehau	GDR	59	1	Dresden	3 Aug 85
82.62	Sergey	Kirmasov	RUS	70	1	Bryansk	30 May 98
82.62	Andriy	Skvaruk	UKR	67	1	Koncha-Zaspa	27 Apr 02
82.58	Primož	Kozmus	SLO	79	1	Celje	2 Sep 09
82.54	Vasily	Sidorenko	RUS	61	1	Krasnodar	13 May 92
82.52	Lance	Deal	USA	61	1	Milano	7 Sep 96
82.40	Plamen	Minev	BUL	65	1	Plovdiv	1 Jun 91
82.38	Gilles	Dupray	FRA	70	1	Chelles	21 Jun 00

MARK	NAME	COUNTRY	BORN	PLACE	VENUE	DATE	
82.28	Ilya	Kononov	RUS	71	1	Tula	10 Aug 03
82.24	Benjaminas (31)	Viluckis	LTU	61	1	Klaipeda	24 Aug 86
82.24	Vyacheslav	Korovin	RUS	62	1	Chelyabinsk	20 Jun 87
Javelin Throw							
98.48	Jan	Železný	CZE	66	1	Jena	25 May 96
95.66		Železný			1	Sheffield	29 Aug 93
95.54A		Železný			1	Pietersburg	6 Apr 93
94.64		Železný			1	Ostrava	31 May 96
94.02		Železný			1	Stellenbosch	26 Mar 97
93.09	Aki	Parviainen	FIN	74	1	Kuortane	26 Jun 99
92.80		Železný			1	Edmonton	12 Aug 01
92.61	Sergey	Makarov	RUS	73	1	Sheffield	30 Jun 02
92.60	Raymond	Hecht	GER	68	1	Oslo	21 Jul 95
92.42		Železný			1	Ostrava	28 May 97
	(10/4)						
91.69	Kostadinov	Gatsioudis	GRE	73	1	Kuortane	24 Jun 00
91.59	Andreas	Thorkildsen	NOR	82	1	Oslo	2 Jun 06
91.53	Tero	Pitkämäki	FIN	82	1	Kuortane	26 Jun 05
91.46	Steve	Backley	GBR	69	1	Auckland	25 Jan 92
91.39	Julius	Yego	KEN	89	1	Birmingham	7 Jun 15
91.29	Breaux	Greer	USA	76	1	Indianapolis	21 Jun 07
	(10)						
90.73	Vadims	Vasiļevskis	LAT	82	1	Tallinn	22 Jul 07
90.60	Seppo	Räty	FIN	62	1	Nurmijärvi	20 Jul 92
90.44	Boris	Henry	GER	73	1	Linz	9 Jul 97
89.21	Ihab	Abdelrahman	EGY	89	1	Shanghai	18 May 14
89.16A	Tom	Petranoff	USA	58	1	Potchefstroom	1 Mar 91
89.15		Zhao Qinggang	CHN	85	1	Incheon	2 Oct 14
89.10	Patrik	Bodén	SWE	67	1	Austin	24 Mar 90
89.02	Jarrod	Bannister	AUS	84	1	Brisbane	29 Feb 08
88.90	Aleksandr	Ivanov	RUS	82	1	Tula	7 Jun 03
88.84	Dmitriy	Tarabin	RUS	91	1	Moskva	24 Jul 13
	(20)						
88.75	Marius	Corbett	RSA	75	1	Kuala Lumpur	21 Sep 98
88.70	Peter	Blank	GER	62	1	Stuttgart	30 Jun 01
88.36	Matthias	de Zordo	GER	88	1	Bruxelles	16 Sep 11
88.34	Vítězslav	Veselý	CZE	83	Q	London (Olympic Stadium)	8 Aug 12
88.24	Matti	Närhi	FIN	75	1	Soini	27 Jul 97
88.23	Petr	Frydrych	CZE	88	1	Ostrava	27 May 10
88.22	Juha	Laukkanen	FIN	69	1	Kuortane	20 Jun 92
88.20	Gavin	Lovegrove	NZL	67	1	Oslo	5 Jul 96
88.01	Antti	Ruuskanen	FIN	84	1	Zürich	17 Aug 14
88.00	Vladimir	Ovchinnikov	RUS	70	1	Tolyatti	14 May 95
	(30)						

Javelins with roughened tails, now banned by the IAAF

96.96	Seppo	Räty	FIN	62	1	Punkalaidun	2 Jun 91
90.82	Kimmo	Kinnunen	FIN	68	1	Tokyo	26 Aug 91

Decathlon

From 2010, IAAF rule 260.27 stated that – for record purposes – the average wind speed of the three affected events shall not exceed plus two metres per second. The ruling is not retrospective, but if it were then the affected marks are shown with the superscript “”.

9039	Ashton	Eaton	USA	88	1	Eugene	23 Jun 12		
10.21/0.4	8.23/0.8	14.20	2.05	46.70	13.70/-0.8	42.81	5.30	58.87	4:14.48
9026	Roman	Šebrle	CZE	74	1	Götzis	27 May 01		
10.64/0.0	8.11/1.9	15.33	2.12	47.79	13.92/-0.2	47.92	4.80	70.16	4:21.98
8994	Tomás	Dvořák	CZE	72	1	Praha	4 Jul 99		
10.54/-0.1	7.90/1.1	16.78	2.04	48.08	13.73/0.0	48.33	4.90	72.32	4:37.20
8902		Dvořák					1	Edmonton	7 Aug 01
10.62/1.5	8.07/0.9	16.57	2.00	47.74	13.80/-0.4	45.51	5.00	68.53	4:35.13
8900		Dvořák					1	Götzis	4 Jun 00
10.54/1.3	8.03/0.0	16.68	2.09	48.36	13.89/-1.0	47.89	4.85	67.21	4:42.33
8893		Šebrle					1	Athína	24 Aug 04
10.85/1.5	7.84/0.3	16.36	2.12	48.36	14.05/1.5	48.72	5.00	70.52	4:40.01
8891	Dan	O'Brien	USA	66	1	Talence	5 Sep 92		
10.43w/2.1	8.08/1.8	16.69	2.07	48.51	13.98/-0.5	48.56	5.00	62.58	4:42.10

MARK	NAME			COUNTRY		BORN	PLACE	VENUE	DATE	
8869	Eaton					1	London (Olympic Stadium)		9 Aug 12	
10.35/0.4	8.03/0.8	14.66	2.05	46.90	13.56/0.1	42.53	5.20	61.96	4:33.59	
8847	Daley			Thompson	GBR	58	1	Los Angeles		9 Aug 84
10.44/-1.0	8.01/0.4	15.72	2.03	46.97	14.33/-1.1	46.56	5.00	65.24	4:35.00	
8844*	O'Brien					1	New York		13 Jun 91	
10.23	7.96	16.06	2.08	47.70	13.95W/4.2	48.08	5.10	57.40	4:45.54	
	(10/5)									
8832	Jürgen			Hingsen	FRG	58	1	Mannheim		9 Jun 84
10.70w/2.9	7.76	16.42	2.07	48.05	14.07/0.2	49.36	4.90	59.86	4:19.75	
8820	Bryan			Clay	USA	80	2	Athina		24 Aug 04
10.44w/2.2	7.96/0.2	15.23	2.06	49.19	14.13/1.5	50.11	4.90	69.71	4:41.65	
8815	Erki			Nool	EST	70	2	Edmonton		7 Aug 01
10.60/1.5	7.63/2.0	14.90	2.03	46.23	14.40/0.0	43.40	5.40	67.01	4:29.58	
8792	Uwe			Freimuth	GDR	61	1	Potsdam		21 Jul 84
11.06	7.79	16.30	2.03	48.43	14.66	46.58	5.15	72.42	4:25.19	
8790	Trey			Hardee	USA	84	1	Berlin		20 Aug 09
10.45/0.2	7.83/1.9	15.33	1.99	48.13	13.86/0.3	48.08	5.20	68.00	4:48.91	
	(10)									
8784	Tom			Pappas	USA	76	1	Stanford		22 Jun 03
10.78/0.2	7.96/1.4	16.28	2.17	48.22	14.13/1.7	45.84	5.20	60.77	4:48.12	
8762	Siegfried			Wentz	FRG	60	2	Bernhausen		5 Jun 83
10.89	7.49	15.35	2.09	47.38	14.00	46.90	4.80	70.68	4:24.90	
8735	Eduard			Hämäläinen	FIN/BLR	69	1	Götzis		29 May 94
10.50w/2.1	7.26/1.0	16.05	2.11	47.63	13.82/-3.0	49.70	4.90	60.32	4:35.09	
8727	Dave			Johnson	USA	63	1	Azusa		24 Apr 92
10.96/0.4	7.52w/4.5	14.61	2.04	48.19	14.17/0.3	49.88	5.28	66.96	4:29.38	
8725	Dmitriy			Karpov	KAZ	81	3	Athina		24 Aug 04
10.50w/2.2	7.81/-0.9	15.93	2.09	46.81	13.97/1.5	51.65	4.60	55.54	4:38.11	
8709	Aleksandr			Apaychev	UKR	61	1	Neubrandenburg		3 Jun 84
10.96	7.57	16.00	1.97	48.72	13.93	48.00	4.90	72.24	4:26.51	
8706	Frank			Busemann	GER	75	2	Atlanta		1 Aug 96
10.60/0.7	8.07/0.8	13.60	2.04	48.34	13.47/0.3	45.04	4.80	66.86	4:31.41	
8698	Grigoriy			Degtyaryov	RUS	58	1	Kiyev		22 Jun 84
10.87/0.7	7.42/0.1	16.03	2.10	49.75	14.53/0.3	51.20	4.90	67.08	4:23.09	
8694*	Chris			Huffins	USA	70	1	New Orleans		20 Jun 98
10.31w/3.5	7.76w/2.5	15.43	2.18	49.02	14.02/1.0	53.22	4.60	61.59	4:59.43	
8680	Torsten			Voss	GDR	63	1	Roma		4 Sep 87
10.69/-0.3	7.88/1.2	14.98	2.10	47.96	14.13/0.1	43.96	5.10	58.02	4:25.93	
	(20)									
8667	Guido			Kratschmer	FRG	53	1	Bernhausen		14 Jun 80
10.58w/2.4	7.80	15.47	2.00	48.04	13.92	45.52	4.60	66.50	4:24.15	
8654	Leonel			Suárez	CUB	87	1	La Habana		4 Jul 09
11.07/0.7	7.42/0.8	14.39	2.09	47.65	14.15/-0.6	46.07	4.70	77.47	4:27.29	
8644	Steve			Fritz	USA	67	4	Atlanta		1 Aug 96
10.90/0.8	7.77/0.9	15.31	2.04	50.13	13.97/0.3	49.84	5.10	65.70	4:38.26	
8644	Maurice			Smith	JAM	80	2	Osaka		1 Sep 07
10.62/0.7	7.50/0.0	17.32	1.97	47.48	13.91/-0.2	52.36	4.80	53.61	4:33.52	
8634	Bruce			Jenner	USA	49	1	Montreal		30 Jul 76
10.94/0.0	7.22/0.0	15.35	2.03	47.51	14.84/0.0	50.04	4.80	68.52	4:12.61	
8627	Robert			Zmelik	CZE	69	1	Götzis		31 May 92
10.62w/2.1	8.02/0.2	13.93	2.05	48.73	13.84/1.2	44.44	4.90	61.26	4:24.83	
8626	Michael			Smith	CAN	67	1	Götzis		26 May 96
11.23/-0.6	7.72/0.6	16.94	1.97	48.69	14.77/-2.4	52.90	4.90	71.22	4:41.95	
8617	Andrey			Kravchenko	BLR	86	1	Götzis		27 May 07
10.86/0.2	7.90/0.9	13.89	2.15	47.46	14.05/-0.1	39.63	5.00	64.35	4:23.13	
8603	Dean			Macey	GBR	77	3	Edmonton		7 Aug 01
10.72/-0.7	7.59/0.4	15.41	2.15	46.21	14.34/0.0	46.96	4.70	54.61	4:29.10	
8583*	Jón Arnar			Magnússon	ISL	69	1	Reykjavik		5 Jul 98
10.68/2.0	7.63/2.0	15.57	2.07	47.78	14.33W/5.2	44.53	5.00	64.16	4:41.60	
	(30)									



MARK	NAME	COUNTRY	BORN	PLACE	VENUE	DATE
20,000 Metres Walk (track)						
1:17:25.6	Bernardo	Segura	MEX	70	1	Bergen (Fana) 7 May 94
1:18:03.3		Bo Lingtang	CHN	70	1	Beijing 7 Apr 94
1:18:35.2	Stefan	Johansson	SWE	67	1	Bergen (Fana) 15 May 92
1:18:40.0	Ernesto	Canto	MEX	59	1	Bergen (Fana) 5 May 84
1:18:45.2		Tan Mingjun	CHN	70	2	Beijing 7 Apr 94
1:19:15.7		Chen Shaoguo	CHN	71	3	Beijing 7 Apr 94
1:19:18.3	Ronald	Weigel	GDR	59	1	Bergen (Fana) 26 May 90
1:19:22.5	Aleksey	Pershin	RUS	62	1	Bergen (Fana) 7 May 88
1:19:24.1	Walter	Arena	ITA	64	2	Bergen (Fana) 26 May 90
1:19:48.1	Nathan	Deakes	AUS	77	1	Brisbane 4 Sep 01
20 Kilometres Walk (consolidated)						
1:16:36	Yusuke	Suzuki	JPN	88	1	Nomi 15 Mar 15
1:16:43	Sergey	Morozov	RUS	88	1	Saransk 8 Jun 08
1:17:02	Yohann	Diniz	FRA	78	1	Arlès 8 Mar 15
1:17:16	Vladimir	Kanaykin	RUS	85	1	Saransk 29 Sep 07
1:17:21	Jefferson	Pérez	ECU	74	1	Paris (Saint-Denis) 23 Aug 03
1:17:22	Francisco Javier	Fernández	ESP	77	1	Turku 28 Apr 02
1:17:23	Vladimir	Stankin	RUS	74	1	Adler 8 Feb 04
1:17:24		Diniz		1	Lugano 15 Mar 15	
1:17:25.6t	Bernardo	Segura	MEX	70	1	Bergen (Fana) 7 May 94
1:17:30	Alex	Schwazer	ITA	84	1	Lugano 18 Mar 12
1:17:33	Nathan	Deakes	AUS	77	1	Cixi 23 Apr 05
	(11/10)					
1:17:36		Wang Zhen	CHN	91	1	Taicang 30 Mar 12
1:17:38	Valeriy	Borchin	RUS	86	1	Adler 28 Feb 09
1:17:40		Chen Ding	CHN	92	2	Taicang 30 Mar 12
1:17:41		Zhu Hongjun	CHN	83	2	Cixi 23 Apr 05
1:17:46	Julio	Martínez	GUA	73	1	Eisenhüttenstadt 8 May 99
1:17:46	Roman	Rasskazov	RUS	79	1	Moskva 19 May 00
1:17:47	Andrey	Ruzavin	RUS	86	1	Sochi 18 Feb 12
1:17:53		Cui Zhide	CHN	83	3	Cixi 23 Apr 05
1:17:56	Alejandro	López	MEX	75	2	Eisenhüttenstadt 8 May 99
1:18:03	Eiki	Takahashi	JPN	92	2	Nomi 15 Mar 15
	(20)					
1:18:03.3t		Bo Lingtang	CHN	70	1	Beijing 7 Apr 94
1:18:05	Dmitriy	Yesipchuk	RUS	74	1	Adler 4 Mar 01
1:18:06	Viktor	Burayev	RUS	82	2	Adler 4 Mar 01
1:18:06	Vladimir	Parvatkin	RUS	84	1	Adler 12 Mar 05
1:18:07		Li Gaobo	CHN	89	4	Cixi 23 Apr 05
1:18:12	Artur	Meleshkevich	BLR	75	1	Brest 10 Mar 01
1:18:13	Pavol	Blazek	SVK	58	1	Hildesheim 16 Sep 90
1:18:13		Wang Hao	CHN	89	1	Jinan 22 Oct 09
1:18:14	Mikhail	Khmelnitskiy	BLR	69	1	Soligorsk 13 May 00
1:18:14	Noé	Hernández	MEX	78	4	Paris (Saint-Denis) 23 Aug 03
	(30)					
30,000 Metres Walk (track)						
2:01:44.1	Maurizio	Damilano	ITA	57	1	Cuneo 3 Oct 92
2:03:56.5	Thierry	Toutain	FRA	62	1	Héricourt 24 Mar 91
2:04:55.5	Guillaume	Leblanc	CAN	62	1	Sept-Îles 16 Jun 90
2:06:54.0	Ralf	Kowalsky	GDR	62	1	Berlin 28 Mar 82
2:07:59.8	José	Marin	ESP	50	1	Barcelona 8 Apr 79
2:08:16.0	Nikolay	Udovenko	UKR	56	1	Kiyev 5 Oct 79
2:08:21+	German	Skurygin	RUS	63	1	Ishevsk 9 Sep 01
2:08:39.0	Jordi	Llopart	ESP	52	1	Barcelona 8 Apr 79
2:08:50.7	Martial	Fesselier	FRA	61	1	Caen 1 Apr 90
2:09:21.0	Craig	Barrett	NZL	71	1	Auckland 19 Jul 98
50,000 Metres Walk (track)						
3:35:27.2	Yohann	Diniz	FRA	78	1	Reims 12 Mar 11
3:40:57.9	Thierry	Toutain	FRA	62	1	Héricourt 29 Sep 96
3:41:28.2	René	Piller	FRA	65	1	Bergen (Fana) 7 May 94
3:41:38.4	Raúl	González	MEX	52	1	Bergen (Fana) 25 May 79
3:43:50.0	Simon	Baker	AUS	58	1	Melbourne 9 Sep 90
3:46:11.0	Nikolay	Udovenko	UKR	56	1	Uzhgorod 3 Oct 80

MARK	NAME	COUNTRY	BORN	PLACE	VENUE	DATE	
3:48:05.9	Carlos	Mercenario	MEX	67	1	Bergen (Fana)	15 May 92
3:48:13.7		Zhao Yongshen	CHN	70	2	Bergen (Fana)	7 May 94
3:48:59.0	Vladimir	Rezayev	URS	50	2	Bergen (Fana)	2 May 80
3:49:19.1	Sylvain	Caudron	FRA	69	2	Héricourt	29 Sep 96
50 Kilometres Walk (consolidated)							
3:32:33	Yohann	Diniz	FRA	78	1	Zürich	15 Aug 14
3:34:14	Denis	Nizhegorodov	RUS	80	1	Cheboksary	11 May 08
3:34:38	Matej	Tóth	SVK	83	1	Dudince	21 Mar 15
3:35:27.2t		Diniz			1	Reims	12 Mar 11
3:35:29		Nizhegorodov			1	Cheboksary	13 Jun 04
3:35:47	Nathan	Deakes	AUS	77	1	Geelong	2 Dec 06
3:35:59	Sergey	Kiriyapkin	RUS	80	1	London	11 Aug 12
3:36:03	Robert	Korzeniowski	POL	68	1	Paris (Saint-Denis)	27 Aug 03
3:36:04	Alex	Schwazer	ITA	84	1	Rosignano Solvay	11 Feb 07
3:36:06		Yu Chaohong	CHN	76	1	Nanjing	22 Oct 05
3:36:13		Zhao Chengliang	CHN	84	2	Nanjing	22 Oct 05
3:36:20		Han Yucheng	CHN	78	1	Nanning	27 Feb 05
	<i>(11/10)</i>						
3:36:42	German	Skurygin	RUS	63	2	Paris (Saint-Denis)	27 Aug 03
3:36:53	Jared	Tallent	AUS	84	2	London	11 Aug 12
3:37:16		Si Tianfeng	CHN	84	3	London	11 Aug 12
3:37:26	Valeriy	Spitsyn	RUS	65	1	Moskva	21 May 00
3:37:41	Andrey	Perlov	RUS	61	1	Leningrad	5 Aug 89
3:37:41	Ivan	Noskov	RUS	88	3	Zürich	15 Aug 14
3:37:46	Andreas	Erm	GER	76	3	Paris (Saint-Denis)	27 Aug 03
3:37:54	Robert	Heffernan	IRL	78	4	London	11 Aug 12
3:37:58		Xing Shucai	CHN	84	2	Nanning	27 Feb 05
3:38:01	Aleksey	Voyevodin	RUS	70	4	Paris (Saint-Denis)	27 Aug 03
	<i>(20)</i>						
3:38:08	Igor	Yerokhin	RUS	85	1	Saransk	8 Jun 08
3:38:17	Ronald	Weigel	GDR	59	1	Potsdam	25 May 86
3:38:29	Vyacheslav	Ivanenko	RUS	61	1	Seoul	30 Sep 88
3:38:43	Valentin	Massana	ESP	70	1	Orense	20 Mar 94
3:38:46	Sergey	Bakulin	RUS	86	1	Saransk	12 Jun 11
3:38:58	Mikhail	Ryzhov	RUS	91	2	Moskva	14 Aug 13
3:39:01		Li Jianbo	CHN	86	7	London	11 Aug 12
3:39:17		Dong Jimin	CHN	85	4	Nanning	27 Feb 05
3:39:21	Vladimir	Poternin	RUS	80	2	Moskva	21 May 00
3:39:22	Sergey	Korepanov	KAZ	64	1	Mézidon-Canon	2 May 99
	<i>(30)</i>						
4 x 100 Metres Relay							
36.84	JAM	N Carter 10.1, Frater 8.9, Blake 9.0, Bolt 8.8			1	London (Olympic Stadium)	11 Aug 12
37.04	JAM	N Carter 10.2, Frater 9.0, Blake 9.0, Bolt 8.8			1	Daegu	4 Sep 11
37.10	JAM	N Carter 10.41, M Frater 9.01, Bolt 8.98, Powell 8.70			1	Beijing	22 Aug 08
37.31	JAM	Mullings 10.57, Frater 9.29, Bolt 8.77, Powell 8.68			1	Berlin	22 Aug 09
37.36	JAM	Carter, Bailey Cole, Ashmeade, Bolt			1	Moskva	18 Aug 13
37.38	USA	Rodgers, Gatlin, Gay, Bailey			1	Nassau	2 May 15
37.39	JAM	Carter, Frater, Blake, Bailey-Cole			1h1	London (Olympic Stadium)	10 Aug 12
37.40	USA	Marsh, Burrell, Mitchell, C Lewis			1	Barcelona	8 Aug 92
37.40	USA	Drummond, Cason, D Mitchell, L Burrell			1s1	Stuttgart	21 Aug 93
37.45	USA	Kimmons, Spearmon, Gay, Rodgers			1	Zürich	19 Aug 10
		<i>(10 performances by 2 nations)</i>					
37.62	TTO	Brown, Burns, Callander, Thompson			2	Berlin	22 Aug 09
37.69	CAN	Esmie, Gilbert, Surin, Bailey			1	Atlanta	3 Aug 96
37.73	GBR	Gardener, Campbell, Devonish, Chambers			2	Sevilla	29 Aug 99
37.79	FRA	Morinière, Sangouma, Trouabal, Marie-Rose			1	Split	1 Sep 90
37.90	BRA	de Lima, Ribeiro, A da Silva, Cl da Silva			2	Sydney	30 Sep 00
37.94	NGR	O Ezinwa, Adeniken, Obikwelu, D Ezinwa			1s2	Athína	9 Aug 97
37.99	CHN	Chen Shiwei, Xie Zhenye, Su Bingtian, Zhang Peimeng			1	Incheon	2 Oct 14
38.00	CUB	Simón, Lamela, Isasi, Aguilera			3	Barcelona	8 Aug 92
		<i>(10)</i>					
38.02	URS	Yevgenyev, Bryzgin, Muravyov, Krylov			2	Roma	6 Sep 87
38.02	GER	Reus, Unger, Kosenkov, Jakubczyk			1	Weinheim	27 Jul 12
38.03	JPN	Tsukahara, Suetsugu, Takahira, Asahara			5	Osaka	1 Sep 07
38.12	GHA	Duah, Nkansah, Zakari, Tuffour			1s1	Athína	9 Aug 97
38.17	AUS	Henderson, Jackson, Brimacombe, Marsh			1s2	Göteborg	12 Aug 95

MARK	COUNTRY	TEAM	PLACE	VENUE	DATE
38.17	ITA	Donati, Collio, Di Gregorio, Checcucci	2	Barcelona	1 Aug 10
38.29	NED	Mariano, Martina, Codrington van Luijk	1	Helsinki	1 Jul 12
38.31	POL	Masztak, Kuc, Kubaczyk, Krynski	6h2	London (Olympic Stadium)	10 Aug 12
38.35	RSA	Bruinjties, Magakwe, Titi, Simbine	4	Glasgow	2 Aug 14
38.41	SKN	Lestrod, Rogers, Adams, Lawrence (20)	6h1	London (Olympic Stadium)	10 Aug 12
38.45	AHO	Goeloe, Raffaela, Duzant, Martina	6	Helsinki	13 Aug 05
38.46	RUS	Zharov, Krylov, Fatun, Goremykin	4	Split	1 Sep 90
38.46	ESP	Viles, Ruiz, Hortelano, Rodriguez	4h1	Moskva	18 Aug 13
38.47	HKG	Tang Yikchun, Lai Chunho, Ng Kafung, Tsui Chihou	1	Taipei	26 May 12
38.52	BAH	Griffith, Fraser, Hart, T.Smith	3h1	Glasgow	1 Aug 14
38.53	UKR	Rurak, Osovich, Kramarenko, Dologodin	1	Madrid	1 Jun 96
38.54	SUI	Mancini, Schenkel, Somasundaran, Wilson	2h1	Zürich	18 Aug 14
38.60	CIV	Meité, Douhou, Sonan, N'Dri	3s1	Edmonton	12 Aug 01
38.61	GRE	Séggos, Alexópoulos, Panayiotópoulos, Hoídis	2	Paris (Charleley)	19 Jun 99
38.63	SWE	Karlsson, Mårtensson, Hedner, Strenius (30 with RUS and UKR for USSR)	3s2	Atlanta	2 Aug 96

4 x 200 Metres Relay

1:18.63	JAM	Ashmeade 20.5, Weir 19.2, J. Brown 19.6, Blake 19.4	1	Nassau	24 May 14
1:18.68	USA	(Santa Monica TC) Marsh 20.0, Burrell 19.6, Heard 19.7, Lewis 19.4	1	Walnut	17 Apr 94
1:19.10	World All-Stars	Drummond USA 20.4, Mitchell USA 19.3, Bridgewater USA 20.3, Regis GBR 19.12	2	Walnut	17 Apr 94
1:19.11	USA	(Santa Monica TC) Marsh 20.4, Burrell 19.7, Heard 19.8, Lewis 19.2	1	Philadelphia	25 Apr 92
1:19.16	USA	Crawford, Clay, Patton, Gatlin	1	Philadelphia	26 Apr 03
1:19.38	USA	(Santa Monica TC) Everett 20.2, Burrell 19.7, Heard 19.9, Lewis 19.6	1	Koblenz	23 Aug 89
1:19.39	USA	Drummond, Crawford, B Williams, Greene	1	Philadelphia	28 Apr 01

More nations

1:20.51	SKN	A Adams, L Roland, BJ Lawrence, A Clarke	2	Nassau	24 May 14
1:20.66	FRA	Lemaitre, Fonsat, Bassaw, Romain	3	Nassau	25 May 14
1:21.10	ITA	Tilli, Simonato, Bongiorno, Mennea	1	Cagliari	29 Sep 83
1:21.22	POL	Tulin, Balcerzak, Pilarczyk, Urbas	2	Gdansk	14 Jul 01
1:21.29	GBR	Adam, Mafe, Christie, Regis	1	Birmingham	23 Jun 89
1:21.32	UKR	Vanyaykin, Tverdokhle, Streltsov, Dologodin	1	Portsmouth	5 Jun 93

4 x 400 Metres Relay

2:54.29	USA	Valmon 44.5, Watts 43.6, Reynolds 43.23, Johnson 42.94	1	Stuttgart	22 Aug 93
2:55.39	USA	Merritt 44.4, Taylor 43.7, Neville 44.16, Wariner 43.18	1	Beijing	23 Aug 08
2:55.56	USA	Merritt 44.4, Taylor 43.7, Williamson 44.32, Wariner 43.10	1	Osaka	2 Sep 07
2:55.74	USA	Valmon 44.6, Watts 43.00, M.Johnson 44.73, S Lewis 43.41	1	Barcelona	8 Aug 92
2:55.91	USA	O Harris 44.5, Brew 43.6, Wariner 43.98, Williamson 43.83	1	Athina	28 Aug 04
2:55.99	USA	L Smith 44.62, A Harrison 43.84, Mills 43.66, Maybank 43.87	1	Atlanta	3 Aug 96
2:56.16A	USA	Matthews 45.0, Freeman 43.2, James 43.9, Evans 44.1	1	Ciudad de México	20 Oct 68
2:56.16	USA	Everett 43.79, S Lewis 43.69, Robinzine 44.74, Reynolds 43.94	1	Seoul	1 Oct 88
2:56.60	GBR	I Thomas 44.92, Baulch 44.19, Richardson 43.62, Black 43.87	2	Atlanta	3 Aug 96
2:56.65	GBR	Thomas 44.8, Black 44.2, Baulch 44.08, Richardson 43.57 (10/2)	1	Athina	10 Aug 97
2:56.72	BAH	Brown 44.9, Pinder 43.5, Mathieu 44.25, Miller 44.01	1	London (Olympic Stadium)	10 Aug 12
2:56.75	JAM	McDonald 44.5, Haughton 44.4, McFarlane 44.37, Clarke 43.51	2	Athina	10 Aug 97
2:58.00	POL	Rysiekiewicz 45.6, Czubak 44.2, Haczek 44.0, Mackowiak 44.2	2	Uniondale, NY	22 Jul 98
2:58.06	RUS	Dyldin 45.5, Frolov 44.6, Kokorin 44.34, Alekseyev 43.56	3	Beijing	23 Aug 08
2:58.34	TTO	L Gordon 45.3, Quow 43.6, Cedenio 44.5, Solomon 44.9	3	Nassau	25 May 14
2:58.56	BRA	Parrela, da Silva, dos Santos, de Araújo	2	Winnipeg	30 Jul 99
2:58.68	NGR	Chukwu 45.18, Monye 44.49, Bada 44.70, Udo-Obong 44.31	2	Sydney	30 Sep 00
2:58.96	FRA	Djhône 45.4, Keita 44.7, Diagona 44.69, Raquil 44.15 (10)	1	Paris (Saint-Denis)	31 Aug 03
2:59.13	CUB	Martínez 45.6, Herrera 44.38, Tellez 44.81, Hernández 44.34	1h2	Barcelona	7 Aug 92
2:59.21	RSA	Pistorius 45.58, Mogawane 43.97, de Beer 44.46, Victor 45.20	3h1	Daegu	1 Sep 11
2:59.33	BEL	D Borlée 45.57, Watrin 45.36, J Borlée 44.39, K Borlée 44.01	3	Nassau	3 May 15
2:59.63	KEN	D Kitur 45.4, S Kitur 45.13, Kipkemboi 44.76, Kemboi 44.34	3h2	Barcelona	7 Aug 92
2:59.70	AUS	Frayne 45.38, Clark 43.86, Minihan 45.07, Mitchell 45.39	4	Los Angeles	11 Aug 84
2:59.86	GDR	Möller 45.8, Schersing 44.8, Carlowitz 45.3, Schönlebe 44.1	1	Erfurt	23 Jun 85
2:59.95	YUG	Jovković, Đurović, Macev, Branković 44.3	2h3	Tokyo	31 Aug 91
2:59.96	FRG	Dobeleit 45.7, Henrich 44.3, Itt 45.12, Schmid 44.93	4	Roma	6 Sep 87
3:00.44A	DOM	Cuesta 46.2, Peguero 44.6, Tapia 45.2, L Santos 44.5	2	Guadalajara	28 Oct 11
3:00.64	SEN	Diarra 46.53, Dia 44.94, Ndiaye 44.70, Faye 44.47 (20)	4	Atlanta	3 Aug 96
3:00.76	JPN	Karube 45.88, Ito 44.86, Osakada 45.08, Omori 44.94	5	Atlanta	3 Aug 96
3:00.79	ZIM	Chiwira 46.2, Mukomana 44.6, Ngidhi 45.79, Harnden 44.20	1h3	Athina	9 Aug 97

MARK	COUNTRY	TEAM	PLACE	VENUE	DATE
3:00.82A	VEN	A Ramirez 45.7, Aguilar 45.3, Acevedo 44.7, Longart 45.2	3	Guadalajara	28 Oct 11
3:01.12	FIN	Lönnqvist 46.7, Salin 45.1, Karttunen 44.8, Kukkoaho 44.5	6	München	10 Sep 72
3:01.37	ITA	Bongiorno 46.2, Zuliani 45.0, Petrella 45.3, Ribaud 44.9	4	Stuttgart	31 Aug 86
3:01.42	ESP	I Rodríguez 46.0, Canal 44.1, Andrés 45.88, Reina 45.48	4h1	Edmonton	11 Aug 01
3:01.60	BAR	Louis 46.67, Peltier 44.97, Edwards 45.04, Forde 44.92	6	Los Angeles	11 Aug 84
3:01.61	BUL	Georgiev 45.9, Stankulov 46.0, Raykov 45.07, Ivanov 44.66	2h1	Stuttgart	21 Aug 93
3:01.67	IRL	Gregan 45.7, English 45.0, Morrissey 45.55, Barr 45.31	5	Zürich	17 Aug 14
3:01.89	BOT	Seribe 46.4, Amos 44.6, Maotoanong 46.46, Makwala 44.47 (30)	1	Marrakech	14 Aug 14

Best at low altitude

3:01.44	VEN	Ramirez 46.0, Bravo 45.0, Meléndez 45.6, Mezones 44.8	6	Nassau	25 May 14
---------	-----	---	---	--------	-----------

4 x 800 Metres Relay

7:02.43	KEN	Mutua 1:46.73, Yiamпой 1:44.38, Kombich 1:45.92, Bungei 1:45.40	1	Bruxelles	25 Aug 06
7:02.82	USA	J Harris 1:47.05, Robinson 1:44.03, Burley 1:46.05, Krummenacker 1:45.69	2	Bruxelles	25 Aug 06
7:03.89	GBR	Elliot 1:49.14, Cook 1:46.20, Cram 1:44.54, Coe 1:44.01	1	London (Crystal Palace)	30 Aug 82
7:04.70	RSA	G van Oudtshoorn 1:46.9, Sepeng 1:45.2, J Kotze 1:48.3, J Botha 1:44.3	1	Stuttgart	6 Jun 99
7:04.84	USA	Solomon 1:47.60, Sowinski 1:44.75, Loxsom 1:45.59, Andrews 1:46.90	1	Nassau	2 Mar 15
7:04.89	KEN	(ex-St Patrick's School) D Kiptoo 1:46.4, Tengelei 1:48.2, W Chirchir 1:45.7, Kimutai 1:44.6	2	Stuttgart	6 Jun 99
7:06.12	Benelux	Som NED 1:44.91, Fiegen LUX 1:47.25, Okken NED 1:46.12, Matthijs BEL 1:47.84	3	Bruxelles	25 Aug 06

More nations

7:06.66	QAT	Sultan 1:45.81, Al-Badri 1:46.71, Suleiman 1:45.89, Ali Kamal 1:48.25	4	Bruxelles	25 Aug 06
7:07.40	URS	Masunov, Kostetskiy, Matvetev, Kalinkin	1	Moskva	5 Aug 84
7:08.5	FRG	Kinder 1:46.9, Adams 1:47.5, Bogatzki 1:47.9, Kemper 1:46.2	1	Wiesbaden	13 Aug 66
7:08.89	POL	Konieczny 1:48.9, Krawczyk 1:49.1, Lewandowski 1:45.9, Kszczot 1:44.8	2	Nassau	24 May 14
7:11.1	BLR	Starovoirov, Troshchilo, Podolyakov, Kirov	1	Moskva	25 Jul 79
7:11.3	ITA	Giocondi, Barsotti, D'Urso, Benvenuti	1	Sheffield	5 Jun 92
7:11.48	AUS	Ralph 1:49.6, Gregson 1:48.3, Williamsz 1:46.3, West 1:47.3	4	Nassau	24 May 14

Distance Medley Relay (1200m - 400m - 800m - 1600m)

9:15.50	USA	Merber 2:53.56, Sprattling 45.95, Johnson 1:44.75, Blankenship 3:51.24	1	Nassau	3 May 15
9:15.56	KEN	Angwenyi 2:50.8, Musembi 45.8, Kirwa Yego 1:46.2, Kipchirchir 3:52.8	1	Philadelphia	29 Apr 06
9:15.63	USA	("Blue") Lukezic 2:51.7, Carter 45.6, Robinson 1:44.5, Lagat 3:53.8	2	Philadelphia	29 Apr 06
9:16.34	ETH	Abiyot 2:53.5, Desta 46.0, Aman 1:44.0, Wote 3:52.8	1	Philadelphia	27 Apr 13
9:17.03	KEN	Chemut 2:51.6, Chepsiror 47.1, Kitum 1:45.4, Ndiku 3:52.9	2	Philadelphia	27 Apr 13
9:17.20	KEN	Cheesebe 2:54.68, Kishoyan 45.28, Cheruiyot 1:44.49, Cheruiyot 3:52.75	2	Nassau	3 May 15

More nations

9:17.48	MAR	Moustaoui 2:48.54, Maadadi 46.36, M Laàlou 1:49.51, A Laàlou 3:53.09	1	Philadelphia	30 Apr 11
9:17.56	AUS	Gregson 2:48.66, Wroe 45.96, Renshaw 1:46.29, Riseley 3:56.66	2	Philadelphia	30 Apr 11
9:22.05	CAN	Lincoln 2:56.64, Christopher 45.34, Reed 1:45.73, Brannen 3:54.34	2	Philadelphia	25 Apr 09
9:24.07	POL	Demczyszak 2:54.85, Krawczuk 46.45, Kszczot 1:46.04, Lewandowski 3:57.08	4	Nassau	3 May 15
9:24.10	IRL	Robinson 2:52.8, Gregan 45.9, English 1:46.7, Ó Lionáird 3:58.7	5	Philadelphia	27 Apr 13
9:24.37	GER	Keiner 2:54.50, Plass 46.39, Schembera 1:45.75, Orth 3:57.38	5	Nassau	3 May 15
9:50.66	FRA	Aarass 2:58.73, Naprix 46.89, Yousif 1:55.43, Smail 4:09.61	6	Philadelphia	25 Apr 09

4 x 1500 Metres Relay

14:22.22	KEN	C Cheesebe 3:38.5, S Kiplagat 3:32.4, Magut 3:39.0, A Kiprop 3:32.3	1	Nassau	25 May 14
14:36.23	KEN	W Biwott 3:38.5, G Gathimba 3:39.5, G Rono 3:41.4, A Choge 3:36.9	1	Bruxelles	4 Sep 09
14:38.8	FRG	Wessinghage 3:38.8, Hudak 3:39.1, Lederer 3:44.6, Fleschen 3:36.3	1	Köln	16 Aug 77
14:40.4	NZL	Polhill 3:42.9, Walker 3:40.4, Dixon 3:41.2, Quax 3:35.9	1	Oslo	22 Aug 73
14:40.80	USA	Casey 3:38.2, Torrence 3:36.6, Leer 3:39.3, Manzano 3:46.7	2	Nassau	25 May 14
14:41.22	ETH	Gebremedhin 3:39.9, Fida 3:37.5, Z Alemayehu 3:46.5, Wote 3:37.3	3	Nassau	25 May 14
14:44.31	Mixed	B M Ali BRN 3:38.1, B Birgen KEN 3:43.3, N Kemboi KEN 3:40.0, Campbell IRL 3:43.0	2	Bruxelles	4 Sep 09
14:45.63	URS	Kalutskiy, Yakovlev, Legeda, Lotarev	1	Leningrad	4 Aug 85
14:46.16	ESP	(Larios) Jiménez 3:40.9, Pancorbo 3:41.2, A García 3:43.9, Viciosa 3:40.2	1	Madrid	5 Sep 87
14:46.92	AUS	Birmingham 3:39.2, Gregson 3:44.2, Kealey 3:43.3, Bromley 3:40.33	1	Bruxelles	4 Sep 09
14:47.57	USA	Leer 3:39.2, Krummenacker 3:44.5, Sherer 3:44.2, Torrence 3:39.7	4	Bruxelles	4 Sep 09
14:48.2	FRA	Begouin 3:44.5, Lequement 3:44.3, Philippe 3:42.2, Dien 3:37.2	2	Bourges	23 Jun 79

More nations

14:50.2	NZL	Melville, Dixon, Quax, Walker	1	Auckland	17 May 75
14:50.82	RSA	Temane, Brunner, Gericke, Fourie	1	Port Elizabeth	15 Oct 84
14:54.57	GBR	(England) Baddeley 3:39.0, Stevenson 3:43.3, McCormick 3:44.7, Draper 3:47.6	5	Bruxelles	4 Sep 09

NATIONAL RECORDS

These lists mainly include official records as recognised by various national federations, with any superior statistically valid marks which are not recognised listed in footnotes. In some cases, federations recognise as records illegal performances, such as wind-assisted sprints, javelin throws with old implement specifications, combined events scores on outdated tables and in the case of USATF, one performance by an athlete while proved guilty of a doping violation. In such cases the best statistically valid mark is given in the main list, though the ratified mark does appear in the footnotes.

No sprint or jump marks obtained with a following wind of more than 2 m/s are included, nor are any which were definitely unsubstantiated. However, performances in combined events which would under post-2010 IAAF rule 260.27 be regarded as wind-assisted are shown as legal as the rule change is not retrospective. Where known, all marks set up to June 30, 2015 are included. Those set in 2015 are given in bold characters.

Winfried Kramer

NATIONALITIES

Caribbean and Pacific athletes with double nationality have been listed according to their eligibility at international championships, but such decisions are open to debate. Tahiti, formerly French Polynesia, accepts records by athletes who are of non-Polynesian origin and who were non-permanent residents. Ex-USSR Republics and former Yugoslav Republics accept records affiliated to domestic clubs. Vanuatu has decided to eliminate records by non-citizens before independence.

AUTOMATIC TIMES

Following the policy of the IAAF, automatic times are given to hundredths of a second wherever possible. For sprint events, manual marks are listed only if they are least 0.24 seconds better than the automatic record. Please note that these marks are given for information only and may not be officially recognised by the respective federations. For 400m and 400m hurdles, automatic records only are given.

FOOTNOTES

These are included for each event to explain the decisions of the compilers and to present problems they felt unable to solve. Asterisks are given against records where there is a relevant footnote for that country.

RECORDS FOR SUSPENDED NATIONS

Records are listed for Cambodia and South Africa even though the performances may have occurred while those countries were suspended by the IAAF.

EQUALLED RECORDS

Please note that some records equalled by the same athlete or country may not have been included due to the policy of the federation.

ILLEGITIMATE MARKS

Some countries have chosen to ratify records which the IAAF would regard as illegal because of doping violation or wind assistance. These have been relegated to footnotes with the best legitimate mark given in the main list. However, ratified records set by women in mixed races are shown in the main list with the best non-mixed mark footnoted.

IAAF RULE 260.18.a

The 1998 change to this rule (formerly 260.6a) – which allows indoor marks to be recognised as “absolute” records – has been reflected in these lists, though it should be noted that most federations have not taken account of the revision so far. This creates some strange situations. The Russian men’s high jump record is 2.41 by Ivan Ukhov outdoors, but the EA have accepted Ukhov’s indoor 2.42 as a European record. Those who have are AUS, DOM, ESP, EST, FRA, GRE, LTU, NZL, PLW, POL, PUR & SLO. For other federations, where relevant, separate listings are given of those indoor performances (set both before and after 1998) which are superior or identical to the recognised mark.

IAAF RULE 260.27

The 2010 change to this rule means that a combined event performance is regarded as wind-assisted – for record purposes – if the average assisting wind velocity for the three affected events exceeds two metres per second. Previously it was the case that the score would be legal if that condition applied and/or none of the three relevant following “winds” exceeded four metres per second. The narrowing of the criteria means that some existing records (e.g. Larisa Nikitina’s Russian Heptathlon record of 7007, with winds of 1.4, 1.1 & 4.0) would be judged as windy under today’s rule. It has been determined that this rule change should not be applied in retrospect, so such marks are shown as legal in this section. Note also that in March 2010, the IAAF Council added a caveat to the rule confirming that marks which are windy only under the new ruling – though not acceptable as records – can still count as qualifying marks for championships.

Confusion has inevitably been caused by these changes, so now we have a wind-assisted Trinidadian decathlon record which was mistakenly ratified against IAAF rules of the time but would have been okay under the current ruling. Similarly there was a 2009 mark which cannot be regarded as the Antiguan record because it was windy under the old rule, but would be perfectly valid nowadays.

Readers are invited to send any corrections to Winfried Kramer (Fax: 49 - 6821 932101; email: kramer@saar.de) or any other compiler (see page 6 for all compilers’ addresses)

COUNTRY	MARK	NAME	VENUE	DATE	COUNTRY	MARK	NAME	VENUE	DATE
100 Metres					FIJ	10.22	Ratu Banuve Tabakauro	Cairns	10 May 15
AFG	11.11	Masoud Azizi	Makkah	12 Apr 05	FIN	10.21	Tommi Hartonen	Vaasa	23 Jun 01
AIA	10.12	Zharnel Hughes	Kingston	28 Mar 14	FRA	9.92	Christophe Lemaitre	Albi	29 Jul 11
ALB	10.56	Arben Makaj	Donnas	15 Jul 03	FSM	10.83	John Howard	Tumon	25 Jul 09
ALG	10.34	Mustapha Kamel Selmi	Nairobi	8 Aug 87	GAB	10.13	Antoine Boussombo	Nice	4 Aug 00
AND	10.94	Estéve Martin	Barcelona	5 Jul 00		10.13	Antoine Boussombo	Sydney	22 Sep 00
ANG	10.49	Afonso Ferraz	Maia	8 Jul 92	GAM	10.16	Su Wai'bou Sanneh	New York	30 May 13
ANT	9.91	Daniel Bailey	Paris (St. Denis)	17 Jul 09	GBR*	9.87	Linford Christie	Stuttgart	15 Aug 93
ARG	10.23	Carlos Gats	Lisboa	17 Jul 98	GBS	10.36	Holder da Silva	Salamanca	8 Jul 09
	10.23	Gabriel Simón	Bogotá	25 Jun 99		10.36	Holder da Silva	Lisboa	12 Jul 09
ARM	10.45	Arman Andraeyan	Artshat	16 May 09		10.36	Ancuiam Lopes	Salamanca	12 Jun 13
ARU	10.42	Geronimo Goeloe	Mayaguez	5 May 12	GEO	10.35	Besik Gotsiridze	Tsakhkadzor	22 May 87
ASA	10.81	Kelsey Nakanelua	Honolulu	28 Apr 01	GEQ*	10.64	Gustavo Envela Mahua	Hongkong	Jul 84
AUS	9.93	Patrick Johnson	Mito	5 May 03	GER	10.05	Julian Reus	Ulm	26 Jul 14
AUT	10.15	Andreas Berger	Linz	15 Aug 88	GHA	9.98	Leonard Myles-Mills	Boise	5 Jun 99
AZE	10.08	Ramil Guliyev	Istanbul	13 Jun 09	GIB	11.22	Jerai Torres	Eton	9 May 15
BAH	9.91	Derrick Atkins	Osaka	26 Aug 07	GRE	10.11	Áγγελος Pavlakákis	Athina	2 Aug 97
BAN	10.54	Mohd Mahbub Alam	Kathmandu	26 Sep 99	GRN	10.17	Sean Lambert	Eugene	31 May 01
BAR	9.87	Obadele Thompson	Johannesburg	11 Sep 98	GUA	10.32	Oscar Meneses	Caracas	19 Jun 98
BDI	10.84	Kassiém Ntahimpéra	Casablanca	13 Jul 89	GUI	10.56	Joseph Loua	L'Aigle	1 May 97
BEL	10.14	Patrick Stevens	Oordegem	28 Jun 97	GUM	10.66	Philam Garcia	San Diego	17 Jun 04
BEN	10.31	Souhalia Alamou	Lugano	5 Jun 04	GUY	10.12	Adam Harris	Port-of-Spain	17 May 14
BER	10.27	DeVon Bean	Glendora	11 May 96	HAI	10.26	Jonathan Juin	Ninove	21 Jul 12
BHU	12.63	Kinley Tenzin	Singapore	30 Jun 09	HKG	10.28	Tsui Chi Ho	Hongkong	16 May 10
BIH	10.42	Nedim Čović	Velenje	1 Jul 10	HON	10.22	Rolando Palacios	Toluca	18 Jul 08
BIZ	10.41	Jayson Jones	Clermont	19 Apr 08	HUN	10.08	Roland Németh	Budapest	9 Jun 99
BLR	10.27	Sergey Kornelyuk	Białá Podlaska	28 May 94	INA*	10.17	Suryo Agung Wibowo	Vientiane	13 Dec 09
BOL	10.36	Bruno A. Rojas	Sucre	20 May 12	IND*	10.30	Anil Kumar	New Delhi	24 Aug 05
BOT	10.20	Isaac Makwala	Gaborone	3 May 14		10.30	Abdul Najeib Qureshi	New Delhi	6 Oct 10
BRA	10.00	Róbson da Silva	Cd. de México	22 Jul 88	IRI	10.15	Hasan Taftian	Almaty	15 Jun 13
BRN	10.34	Mohamed Sanad Al-Rashidi	Damascus	11 Sep 04	IRL	10.18	Paul Hession	Vaasa	23 Jun 07
BRU	10.59	Mohd Fakhri Ismail	Singapore	9 Jun 15	IRQ	10.56	Mohamed Hassan Jumaa	Dubai	12 Dec 12
BUL	10.13	Petar Petrov	Moskva	24 Jul 80	ISL	10.56	Jón Arnar Magnússon	Göteborg	31 May 97
BUR	10.14	Idrissa Sanou	St. Étienne	13 Jul 02	ISR	10.20	Alex Porokhomovskiy	Sevilla	21 Aug 99
CAF	10.33	Yvon Rodrigue Sialo-Ngboda	Tombaine	21 Jul 06	ISV	10.20	Greg Barnes	Tampa	17 Jun 88
CAM	10.75	Pin Wanheab	Frauenfeld	25 Jul 14	ITA	10.01	Pietro Mennea	Cd. de México	4 Sep 79
CAN*	9.84	Donovan Bailey	Atlanta	27 Jul 96	IVB	10.25	Dion Crabbe	Baton Rouge	31 May 02
	9.84	Bruny Surin	Sevilla	22 Aug 99	JAM	9.58	Usain Bolt	Berlin	16 Aug 09
CAY	9.95	Kemar Hyman	Madrid	7 Jul 12	JOR	10.48	Khalil Al-Hanahneh	Amman	27 Oct 07
CGO	10.28	Théophile Nkounkou	Cd. de México	8 Sep 79	JPN	10.00	Koji Ito	Bangkok	13 Dec 98
CHA	10.25	Abdourahim Haroun	Sassari	17 Jun 12	KAZ	10.08	Vitaliy Savin	Linz	13 Aug 92
CHI	10.10	Sebastián Keitel	São Leopoldo	26 Apr 98	KEN	10.26	Tom Musinde	Alger	18 Jul 07
	10.10	Sebastián Keitel	Lisboa	17 Jul 98	KGZ	10.39	Valeriy Shchekotov	Alma Ata	23 May 92
CHN	9.99	Su Bingtian	Eugene	30 May 15	KIR	11.17	Rabangaki Nawai	Apia	14 Dec 06
CIV	10.05	Hua Wilfried Koffi	Marrakech	11 Aug 14	KOR	10.23	Kim Kuk-Young	Daegu	7 Jun 10
CMR	10.14	Idrissa Adam	Maputo	12 Sep 11	KOS	11.18	Naim Malazezi	Beograd	25 Jul 87
COD	10.32	Olivier Sekanyambo	Bruxelles	17 Jul 99	KUW	10.27	Meshaal Khalifa Al-Mutairi	Uhwan	4 Jun 15
COK	10.97	Mark Sherwin	Brisbane	4 Dec 93	LAO	10.97	Anousone Xaysa	Vientiane	18/20 Sep 14
COL	10.15	Isidro Montoya	Calí	29 Aug 14	LAT	10.18	Ronalds Arájs	Donnas	3 Jul 11
COM	10.32	Djaffar Hadhari	Saint-Ouen	23 Jun 02	LBA	10.56	Mohamed El Shoushan	Rabat	21 Jun 14
CPV	10.75	Denielsan Martins	Bambolim	23 Jan 14	LBR	10.15	Sayon Cooper	Abilene	8 May 97
CRC	10.32	Bob Colville	Ypsilanti	1 May 04	LCA	10.17	Ronald Promesse	El Paso	6 May 00
CRO	10.20	Dario Horvat	Azusa	11 May 13	LES	10.11	Mosito Lehata	Rédouit	12 Apr 15
CUB	9.98	Silvio Leonard	Guadalajara	11 Aug 77	LIB*	10.59	Mohamed Siraj Tamim	Beirut	2 Jun 12
CYP	10.11	Yiannis Zisimides	Réthymno	25 May 96	LIE	10.53	Martin Frick	Bellinzona	12 Jul 96
CZE	10.23	Jan Veleba	Pardubice	3 Jul 10	LTU	10.14	Rytis Sakalauskas	Shenzhen	17 Aug 11
DEN	10.29	Morten Jensen	Greve	18 Sep 04	LUX	10.41	Roland Bombardella	Cd. de México	8 Sep 79
DJI	11.39	Ismaël Abdallah	Vorst	24 May 01		10.41	Daniel Abenzoar-Foulé	Tombaine	21 Jul 06
DMA	10.33	Chris Lloyd	Houston	3 May 08	MAC	10.69	Leong Veng Cheong	Hongkong	6 May 90
DOM	10.16	Juan Núñez	La Habana	22 Jul 83	MAD	10.18	Jean-Louis Ravelomanantsoa	Cd. de México	13 Oct 68
	10.16	Yancarlo Martínez	Medellín	9 May 15	MAR	10.09	Aziz Ouhadi	Dakar	28 May 11
ECU	10.09	Alex Quiñónez	Medellín	25 May 13	MAS	10.30	Watson Nyambek	Kuala Lumpur	13 Jul 98
EGY	10.13	Amr Seoud	Maputo	12 Sep 11	MAW	10.88	Eston Kaonga	Christchurch	25 Jan 74
ERI*	10.58	Berhane Haile	Lidingö	4 Jun 96	MDA	10.30	Aleksandr Afteni	Moskva	17 Jul 84
ESA	10.35	Rubén Benítez	Fullerton	23 Apr 98	MDV	10.50	Hassan Saaid	Incheon	27 Sep 14
ESP	10.14	Ángel David Rodríguez	Salamanca	2 Jul 08	10.50	Hassan Saaid	Uhwan	3 Jun 15	
EST	10.19	Marek Niit	Fayetteville	31 Mar 12	MEX	10.21	José Carlos Herrera	Xalapa	29 Aug 14
ETH	10.61	Wetere Gelelcha	Addis Ababa	30 Apr 08		10.21	Carlos Villaseñor	Toluca	11 Jul 97

COUNTRY	MARK	NAME	VENUE	DATE	COUNTRY	MARK	NAME	VENUE	DATE
BHU	24.18	Lhaba Tshering	Incheon	30 Sep 14	IND	20.66	Dharambir Singh	Wuhan	7 Jun 15
BIH	21.05	Nedim Čović	Sarajevo	6 Jun 10	IRI	20.63	Mohamed Hussein Abareghji	Taipei	14 Jun 14
BIZ*	21.14	Jayson Jones	Clermont	24 May 08	IRL	20.30	Paul Hession	Dublin	21 Jul 07
BLR	20.63	Aleksandr Starovoitov	Leningrad	11 Jun 88	IRQ	21.09	Hassanine Hussein Zubaiyen Taif		4 Oct 11
BOL	20.85	Bruno A. Rojas	Cochabamba	19 May 13	ISL	21.17	Jón Arnar Magnússon	Reykjavík	6 Jun 96
BOT	19.96	Isaac Makwala	La Chaux-de-Fonds	6 Jul 14	ISR	20.86	DMitry Glushchenko	Zuelenroda	26 Jul 09
BRA	19.89	Claudinei da Silva	München	11 Sep 99	ISV	20.66	Calvin Dascent	Greensboro	7 May 11
BRN	20.76	Abdullaziz Mattar	Jakarta	23 Sep 95	ITA	19.72	Pietro Mennea	Cd. de México	12 Sep 79
BRU	21.77	Mohd Arman Hj Sanip	Darwin	12 May 97	IVB	20.30	Dion Crabbe	Starkville	12 May 02
BUL	20.20	Nikolay Antonov	Tokyo	26 Aug 91	JAM	19.19	Usain Bolt	Berlin	20 Aug 09
BUR	20.69	Innocent Bologo	Dakar	25 May 13	JOR	20.81	Khalil Al-Hanahneh	Al-Qâhira	24 Nov 07
CAF	21.01	Béranger Aymard Bossé	Amiens	21 Jun 14	JPN	20.03	Shingo Suetsugu	Yokohama	7 Jun 03
CAM	21.85	Pin Wanheab	Notwil	30 Jun 12	KAZ	20.34	Vladimir Muravyov	Moskva	18 Aug 84
CAN	20.03	Andre de Grasse	Los Angeles (W)	16 May 15	KEN	20.14	Carvin Nkaneta	Clermont	18 Apr 15
CAY	20.83	Tyrell Cuffy	São Paulo	8 Jul 07	KGZ*	21.25	Valeriy Shchekotov	Alma Ata	26 May 91
	20.83	Tyrell Cuffy	Cali	5 Jul 08	KIR	22.81	Rabangaki Nawai	Melbourne	22 Mar 06
CGO	20.74	Roger Anquono-Moké	Sint-Niklaas	29 May 03	KOR	20.41	Jang Jae-Keun	Jakarta	27 Sep 85
CHA	20.69	Abdourahim Haroun	Ouagadougou	5 May 12	KOS	22.28	Naim Malazezi	Beograd	26 Jul 87
CHI	20.15	Sebastián Keitel	Santiago/CHI	17 May 98	KSA	20.42	Salem Mubarak Al-Yami	Qatif	29 Mar 02
CHN	20.42	Han Chaoming	Xi'an	1 Sep 96	KUW	20.41	Fawzi Al-Shammari	Amman	9 Sep 03
CIV	20.25	Hua Wilfried Koffi	Marrakech	14 Aug 14	LAO	21.97	Anouosone Xaysa	Oudomxay	11 Dec 14
CMR	20.31	Joseph Batangdon	Johannesburg	17 Sep 99	LAT	20.41	Sergejs Inšakovs	Atlanta	31 Jul 96
	20.31	Joseph Batangdon	Alger	14 Jul 00	LBA	20.91	Mohamed Ashour Kawajah	Damascus	8 Oct 09
	20.31	Joseph Batangdon	Edmonton	7 Aug 01	LBR	20.50	Sayon Cooper	Kourou	21 May 00
COD	20.40	Gary Kikaya	Karlskrona	12 Jun 06	LCA	20.63	Corneil Lionel	Norman	18 Apr 15
COK	22.46	Teina Teiti	Adelaide	25 Aug 00	LES	20.36	Mosito Lehata	Glasgow	31 Jul 14
COL	20.37	Bernardo Valoyez	Medellín	9 May 15	LIB	21.58	Mohamed Charara	Gladbeck	1 Jul 99
COM	21.02	Djaffar Hadhari	Nantes	24 Aug 00	LIE	21.14	Martin Frick	Zofingen	1 Jun 98
CPV	21.95	Denielsan Martins	Bambolim	25 Jan 14	LTU	20.74	Rytis Sakalauskas	Bruxelles	16 Sep 11
CRC	20.49	Nery Brenes	San José/CRC	11 May 14	LUX	20.77	Roland Bombardella	Stuttgart	22 Aug 78
CRO	20.76	Željko Knapić	Sarajevo	20 Sep 81	MAC	21.60	Lei Vai Kun	Taipei	29 Apr 01
CUB	20.06	Silvio Leonard	Warszawa	19 Jun 78	MAD	20.85	Hubert Rakotombelontsoa	Antananarivo	28 Sep 96
CYP	20.37	Prodromos Katsantonis	Athina	19 Jul 98	MAR	20.50	Aziz Ouhadi	Brazzaville	10 Jun 12
CZE	20.49	Pavel Maslák	Tampere	13 Jul 13	MAS	20.92	Manikavasagam Jegathesan	Cd. de México	15 Oct 68
DEN	20.52	Jens Smedegård Hansen	Cd. de México	12 Sep 79	MAW	21.87	Eston Kaonga	Christchurch	27 Jan 74
DJI	23.31	Ismaël Abdallah	Herve	4 Aug 01	MDA	21.15	Yuriy Yordanov	Baku	16 Sep 84
DMA	20.31	Chris Lloyd	Houston	3 May 08	MDV	21.19	Hassan Saaid	Wuhan	6 Jun 15
DOM	20.37	Yancarlo Martínez	Medellín	9 May 15	MEX	20.33	José Carlos Herrera	Cd. de México	29 Mar 15
ECU	20.28	Alex Quiñónez	London	7 Aug 12	MGL	21.53	Achitbileg Battulga	Incheon	30 Sep 14
EGY	20.36	Amr Seoud	Nairobi	1 Aug 10	MHL	21.47	Roman Cress	St. Paul	13 May 00
ERI*	21.34	Aron Beyene	Genève	16 Sep 06	MKD	21.65	Riste Pandev	La Chaux-de-Fonds	6 Jul 14
ESA	21.05	Rubén Benítez	Los Angeles	16 May 98	MLI	20.92	Sadio Diallo	Montverde	8 Jun 13
ESP	20.47	Bruno Hortelano	Moskva	16 Aug 13	MLT	21.03	Kevin Moore	Zürich	14 Aug 14
EST	20.43	Marek Niit	Des Moines	9 Jun 11	MNE	21.44	Luka Rakić	Baku	22 Jun 15
ETH	21.30	Wetere Gelelcha	Kampala	31 May 07	MNT	20.52	Julius Morris	Kamloops	10 Aug 14
FIJ	20.63	Banuve Tabakaucoro	Brisbane	29 Mar 15	MON	21.89	Sébastien Gattuso	Marsa	5 Jun 03
FIN	20.47	Tommi Hartonen	Sydney	27 Sep 00	MOZ	21.66	Xato José Muinde	Gaborone	30 May 09
FRA	19.80	Christophe Lemaître	Daegu	3 Sep 11	MRI	20.06	Stéphane Buckland	Paris (St. Denis)	27 Aug 03
FSM	21.65	John Howard	Apia	27 Jun 03	MTN	21.40	Cheikh Diagona	Hérouville	24 Jun 06
GAB	20.49	Antoine Boussombo	Cd. de México	1 Jul 00	MYA*	21.52	Soe Win	Rangoon	8 Dec 69
GAM*	20.47	Jaysuma Saidu Ndure	Stuttgart	10 Sep 06	NAM	19.68	Frankie Fredericks	Atlanta	1 Aug 96
GBR*	19.94	John Regis	Stuttgart	20 Aug 93	NCA	21.73	Daniel Alemán	Managua	21 Jun 13
GBS	21.01	Holder da Silva	Salamanca	8 Jul 09	NED	19.85	Churandy Martina	Lausanne	23 Aug 12
GEO	20.59	Besik Gotsiridze	Moskva	15 Aug 87	NEP	21.92	Ram Krishna Chaudhari	Madras	23 Dec 95
GEQ	21.33	Gustavo Envela Mahua	Eugene	18 May 85		21.92	Ram Krishna Chaudhari	Kathmandu	28 Sep 99
GER	20.20	Tobias Unger	Buchum	3 Jul 05	NFI	22.34	Jonathan McKee	Halmstad	19 Jul 86
GHA	20.15	Emmanuel Tuffour	Johannesburg	24 Sep 95	NGR	19.84	Francis Obikwelu	Sevilla	25 Aug 99
GIB	22.24	Daryl Vassallo	Beijing	17 Aug 06	NIG	21.24	Yacouba Bello	Niamey	29 May 05
GRE	19.85	Kostás Kenterís	München	9 Aug 02	NMI	22.40	Tyrone Omar	Apia	6 Sep 07
GRN	20.41	Kirani James	El Paso	16 Apr 11	NOR	19.89	Jaysuma Saidu Ndure	Stuttgart	23 Sep 07
GUA	21.09	Oscar Menesses	Edwardsville	23 May 98	NRU	22.46	Jay Yappelle	Apia	6 Sep 07
GUI	20.54	Joseph Loua	Antananarivo	5 Sep 97	NZL	20.42	Chris Donaldson	Melbourne	2 Mar 97
GUM	21.75	David Wilson	Canberra	2 Mar 96	OMA	20.77	Barakat Al-Harthi	Madinat Isa	19 Oct 11
GUY	20.14	James Gilkes	Ingelheim	12 Sep 78	PAK	20.92	Liaqat Ali	Islamabad	19 May 12
HAI	20.69	Roudy Monroe	Uniondale	6 Aug 11	PAN	19.81	Alonso Edward	Berlin	20 Aug 09
HKG	20.94	Tang Yik Chun	Hongkong	16 Apr 05	PAR	20.90	Freddy A. Maidana	Montevideo	5 Oct 14
HON	20.40	Rolando Palacios	Toluca	20 Jul 08	PER	20.69	Fernando Acevedo	Cali	3 Aug 71
HUN	20.11	Attila Kovács	Miskolc	21 Aug 87	PHI	21.17	Ralph Waldy Soguilon	Walnut	15 Apr 07
INA	20.76	Suryo Agung Wibowo	Nakhon Ratchasima	11 Dec 07	PLE	21.26	Mohamed Abukhousa	Colmar	13 Jun 14

COUNTRY	MARK	NAME	VENUE	DATE	COUNTRY	MARK	NAME	VENUE	DATE
PLW	21.84	Rodman Teltull	Brisbane	8 Mar 15	<i>POR</i>	19.84	Francis Obikwelu	Sevilla	25 Aug 99
PNG	21.09	Nelson Stone	Cairns	25 Sep 10	<i>TUN</i>	21.11	Sofiane El Abidi Jablonec	Sevilla	25 Aug 99
POL	19.98	Marcin Urbas	Sevilla	25 Aug 99	<i>TUR</i>	20.32	Ramil Guliyev	Istanbul	11 Jun 11
POR*	20.01	Francis Obikwelu	Göteborg	10 Aug 06	<i>UZB</i>	20.74	Juravliyev	Bishkek	1 Jun 08
PRK	21.23	Yu Jong Rim	Pyongyang	17 Oct 91					
PUR	20.44	Luis Morales	Corvallis	23 May 87					
PYF	21.60	Robert Tupuhoé	Nuku'alofa	28 Aug 89					
QAT	20.06	Femi Ogunode	Sofia	28 Jun 14					
ROU	20.70	Florin Suciú	Novi Sad	24 Jul 05					
RSA	20.04	Anaso Jobodwana	Eugene	30 May 15					
RUS	20.23	Vladimir Krylov	Roma	3 Sep 87					
RWA	22.17	Emmanuel Rubayiza	Athens, GA	19 Apr 97					
SAM	20.57	Jeremy Dodson	Cairns	8 May 15					
SEN	20.21	Oumar Loum	Cd. de México	1 Jul 00					
SEY	21.10	Leroy Henriette	Gaborone	2 Jun 13					
SIN	21.14	Haron Munder	Singapore	24 Jul 87					
SKN	20.08	Antoine Adams	Basseterre	22 Jun 14					
SLE	20.75	Josephus Thomas	London	16 Aug 97					
SLO	20.47	Matic Osovnikar	Athina	24 Aug 04					
SMR	21.02	Aldo Canti	Athina	10 Jul 91					
SOL	21.85	Chris Walasi	Hamilton	14 Dec 05					
SOM	21.88	Ali Abdi Mohamed	Riyadh	21 Dec 83					
SRB	20.74	Mladen Nikolčić	Athina	9 Sep 84					
SRI	20.69	Sugath Thilakararatne	Bangkok	17 Dec 98					
STP	21.42	Odair Péricles Da Costa	Barcelona	18 Jun 97					
SUD	20.77	Hassan El Kashief	Alger	24 Jul 78					
SUI	20.41	Kevin Widmer	La Chaux-de-Fonds	20 Aug 95					
SUR	21.00	Sammy Monsels	Los Angeles (W)	23 May 82					
SVK	20.74	Martin Brinarský	Bloemfontein	1 Feb 02					
SWE	20.30	Johan Wissman	Stuttgart	23 Sep 07					
SWZ	20.67	Sibusiso Matsenjwa	Gaborone	2 Jun 13					
SYR	21.45	Nabil Nahi	Bahdad	24 Oct 79					
TAN	21.28	Norman Chihota	Cd. de México	15 Oct 68					
TGA	21.71	Peni'akau Loloa	Sydney	14 Feb 87					
THA	20.68	Suphachai Chimdee	Kanchanaburi	18 Mar 09					
TJK	21.41	Aleksandr Pronzhenko	Bishkek	21 Jun 15					
TKM	21.21	Sergey Vladimirtsev	Sofia	4 Jun 78					
	21.21	Sergey Vladimirtsev	La Habana	2 Aug 78					
TKS	20.27	Delano Williams	Kingston	16 Mar 13					
TLS	23.89	Mezias J	Jakarta	9 Sep 94					
TOG	20.87	Casimir Kossi Akoto	Dandouffe	23 Jun 96					
TPE	20.81	Chang Po-Chih	Taipei	29 Apr 01					
TTO	19.77	Ato Boldon	Stuttgart	13 Jul 97					
TUN*	21.14	Ridha Ghali	Rades	9 Jul 05					
TUR	20.38	Ramil Guliyev	Zürich	14 Aug 14					
TUV	23.73	Okilani Tinilau	Gold Coast	6 Aug 09					
UAE	20.63	Omar Jouma Al-Salfa	Guangzhou	24 Nov 10					
UGA	20.63	Moses Mila	Johannesburg	27 Mar 98					
UKR	20.00	Valeriy Borzov	München	4 Sep 72					
URU	20.46	Heber Viera	Cd. de Guatemala	12 May 02					
USA	19.32	Michael Johnson	Athina	1 Aug 96					
UZB*	21.04	Oleg Juravliyev	Tashkent	25 May 07					
VAN	21.57	Moses Kamut	Cairns	19 Aug 07					
VEN	20.58	José Acevedo	Fayetteville	30 May 08					
	20.58	José Acevedo	Fayetteville	31 May 08					
VIE	20.89	Le Trong Hinh	Singapore	10 Jun 15					
VIN	20.76	Eswort Coombs	Odessa, TX	19 May 95					
YEM	22.64	Abdallah Mohamed Mokhreb	Al-Qáhira	25 Apr 14					
ZAM	20.29	Gerald Phiri	Boulder	18 May 08					
ZIM	20.12	Brian Dzingai	Austin	10 Jun 04					

Notes (*)

ALB *Haliti transferred to Italy from 3 Oct 12*
 BIZ *20.70 Jayson Jones Miami 13 Jun 08 – irregular timing*
 ERI *Aron Beyene became a Swiss citizen in 2007*
 GAM *Saidy Nature became a Norwegian citizen in December 2006*
 GBR *19.87 Regis Sestriere 31 Jul 94 – not ratified by federation*
 KGZ *21.19 Aleksandr Zolotukhin Bishkek 23 Jul 04 – unknown irregularity*
 MYA *21.36w Kyaw Htoo Aung Manila 3 Dec 91 – ratified by federation but actually wind-assisted*

400 Metres

AFG	50.61	Said Gilani	Göttingen	21 Jun 15					
AIA	47.29	Kirthley Richardson	Odessa, TX	19 May 95					
ALB	46.78	Eusebio Haliti	Genève	28 May 11					
ALG	45.13	Malik Louahla	Edmonton	4 Aug 01					
AND†	48.38	Daniel Gómez	Schmont	26 May 99					
ANG	47.38	João Paulo	Lisboa	23 Jul 95					
	47.2a	Barceló de Carvalho	Athina	16 Sep 69					
ANT	45.83	Fred Sowerby	Knoxville	21 May 77					
ARG	46.18	Gustavo Aguirre	Mar del Plata	11 Dec 99					
ARM	46.99	Akraik Hovanesian	Kiev	14 Jul 86					
ARU	48.07	Brian Samson	Duffel	30 May 98					
ASA	49.45	Kelsey Nakanelua	Adelaide	25 Aug 00					
AUS	44.38	Darren Clark	Seoul	26 Sep 88					
AUT	45.69	Clemens Zeller	St. Pölten	3 Jun 10					
AZE	45.83	Yuriy Dudkin	Tashkent	18 Sep 86					
BAH	44.27	Steven Gardiner	Nassau	27 Jun 15					
BAN	47.55	Mohamed Hossain Milzer	Seoul	29 Sep 86					
BAR	45.32	Elvis Forde	Los Angeles	6 Aug 84					
BDI	46.32	Jean-Patrick Nduwimana	Tucson	20 Mar 99					
BEL	44.43	Jonathan Borlée	London	4 Aug 12					
BEN	45.82	Mathieu Gnaligo	Porto Novo	29 Jun 12					
BER	45.26	Troy Douglas	Atlanta	27 Jul 96					
BHU	57.37	Bal Bahadur Thamang	Islamabad	3 Apr 04					
BIH	47.19	Amel Tuka	Bar	1 May 13					
BIZ	47.62	Jonathon Williams	Carson	20 May 07					
BLR	45.43	Aliaksandr Linnik	Cheboksary	20 Jun 15					
BOL	47.72	Fadrique Iglesias	Cochabamba	3 Jun 01					
BOT	44.01	Isaac Makwala	La Chaux-de-Fonds	6 Jul 14					
BRA	44.29	Sanderlei Parrela	Sevilla	26 Aug 99					
BRN	44.64	Brandon Simpson	Rieti	27 Aug 06					
BRU	48.53	Mohd Arman Hj Sanip	Taverny	10 Jul 99					
BUL	45.32	Iliya Dzhevondov	Sofia	3 Jun 00					
BUR	47.73	Abdoul-Rashid Tamboura	Vénissieux	10 May 15					
CAF	47.82	Martial Bigaret	Barcelona	1 Aug 92					
CAM	48.82	Chhem Savin	München	3 Sep 72					
CAN	44.44	Tyler Christopher	Helsinki	12 Aug 05					
CAY	46.22	Jamal Walton	Orlando	23 May 15					
CGO	45.74	Benjamin Youla	Fairfax	5 May 01					
CHA	47.07	Ali Faudet	Narbonne	28 Jun 92					
CHI	45.92	Ricardo Roach	Santiago/CHI	21 Mar 98					
CHN	45.25	Xu Zizhou	Osaka	24 May 01					
CIV	44.30	Gabriel Tiacoh	Indianapolis	7 Jun 86					
CMR	46.34	Emmanuel Bitanga	Abidjan	29 Mar 80					
COD	44.10	Gary Kikaya	Stuttgart	9 Sep 06					
COK	51.21	Alex Beddoes	Auckland	11 Dec 13					
COL	45.62	Diego Palomeque	Medellín	28 Apr 12					
	45.62	Rafith Rodríguez	Trujillo	26 Nov 13					
COM	47.04	Djaffar Hadhari	Frankonville	7 May 00					
CPV	47.96	Salvador L. Gonçalves	Esch-sur-Alzette	10 Sep 00					
CRC	44.65	Nery Brenes	Guadalajara	26 Oct 11					
CRO	45.64	Željko Knapić	Sarajevo	19 Sep 81					
CUB	44.14	Roberto Hernández	Sevilla	30 May 90					
CYP	46.16	Evrpidés Demosthenos	Palma de Mallorca	10 Jul 99					
CZE	44.79	Pavel Maslák	Doha	9 May 14					
DEN	45.50	Nick Ekelund-Arenander	Madrid	13 Jul 13					
DJI	49.59	Houssein Nour Ali	Victoria/SEY	31 Jul 08					
DMA	45.31	Bruce Phillip	Provo	1 Jun 89					
DOM	44.45	Luquelin Santos	Hengelo	27 May 12					
ECU	46.48	Dick Perlaiza	Quito	31 Jul 97					
EGY	45.59	Anas Abdelsalam Beshr	Sasolburg	25 Mar 14					
ERI	48.25	Haile Merih	Alger	18 Jul 07					
ESA	45.99	Takeshi Fujiwara	Medellín	28 Apr 12					

COUNTRY	MARK	NAME	VENUE	DATE	COUNTRY	MARK	NAME	VENUE	DATE
ESP	44.96	Cayetano Cornet	Barcelona	12 Aug 89	MGL	48.15	Tsendsuren Erdene-Munkh	Bratislava	14 Jun 89
EST	45.74	Marek Niit	Zürich	12 Aug 14	MHL	53.56	Joe Jotai	Kolonia	24 Jul 02
ETH	45.42	Tegegne Bezabeh	Cd. de México	18 Oct 68	MKD	46.27	Ismail Macev	Casablanca	13 Sep 83
FIJ	45.82	Saimoni Tamani	Edinburgh	23 Jul 70	MLI	46.14	Yaya Seyba	Bad Blankenburg	20 Jul 88
FIN	45.49	Markku Kukkoaho	München	7 Sep 72	MLT	47.26	Kevin Moore	Ninove	27 Jul 13
FRA	44.46	Leslie Djhone	Osaka	29 Aug 07	MNE	46.82	Slaviša Vraneš	Beograd	19 Aug 00
FSM	50.22	Jack Howard	Kolonia	25 Jul 02	MNT	48.55	Stephen Lewis	Spokane	1 May 92
GAB	47.26	Antoine Boussomso	Calgary	25 Jun 06	MON	48.63	Brice Etès	Schaan	3 Jun 11
GAM	45.48	Dawda Jallow	Atlanta	3 Apr 93	MOZ	46.50	Kurt Couto	Windhoek	13 Apr 07
GBR	44.36	Iwan Thomas	Birmingham	13 Jul 97	MRI	44.69	Éric Milard	Madrid	7 Jul 01
GBS	47.70	Edivaldo Monteiro	Lisboa	17 Jul 96	MTN	47.87	Youbza Ould Mohamed	Edmonton	4 Aug 01
GEO	45.86	Alif Aliyev	Kiev	28 Aug 83	MYA	48.63	Htay Win	Manila	30 Nov 91
GEQ	46.78	Gustavo Envela Mahua	Sacramento	14 Jun 86	NAM	46.14	Daniel Haitembu	Bloemfontein	26 Apr 80
GER	44.33	Thomas Schönlebe	Roma	3 Sep 87	NCA	48.60	Carlos Aguirre	Moskva	7 Jun 87
GHA	45.13	Ibrahim Hassan	Walnut	21 Apr 96	NED	45.40	Liemarvin Bonevacia	Gainesville	24 Apr 15
GIB	47.97	Jonathon Lavers	Osaka	28 Aug 07	NEP	48.32	Asha Ram Chaudhari	Beijing	28 Sep 90
GRE	45.11	Dimitrios Régas	Athina	16 Sep 06	NFI	48.63	Jonathan McKee	Varberg	4 Jul 87
GRN	43.74	Kirani James	Lausanne	3 Jul 14	NGR	44.17	Innocent Egbunike	Zürich	19 Aug 87
GUA	47.77	Hans Villagrán	Cd. de Guatemala	13 Jun 09	NIG	47.27	Nourdin M. Mahamadou	Accra	17 Jun 12
GUI	47.60	Alpha Amadou Sy Savané	Harare	14 Sep 95	NMI	52.74	Beouch Ngirchongor	Kolonia	22 Jul 14
GUM	48.27	David Wilson	Los Angeles	97	NOR	46.11	Quincy Douglas	Oslo	30 Jun 99
GUY	45.57	Winston George	New York	14 Jun 14	NRU	52.30	Jay Jay Capelle	Yona	15 Dec 07
HAI*	46.34	Pascal Orelus	Jacksonville	25 May 12	NZL	46.09	Shaun Farrell	Wanganui	7 Mar 98
HKG	47.28	Chan Ka Chun	Taipei	15 May 15	OMA	44.56	Mohamed Al-Malky	Budapest	12 Aug 88
HON	47.64	Rolando Palacios	Kingston	12 Feb 11	PAK	46.75	Saghir Ahmad	Islamabad	5 Apr 04
HUN	45.42	Marcell Deák Nagy	Tallinn	22 Jul 11	PAN	45.29	Héctor Daley	C Bolivar	15 Aug 81
INA	46.37	Eliesser Wattedbosi	Singapore	14 Jun 93	PAR	46.62	Augusto Stanley	Barquisimeto	8 Jun 12
IND	45.48	K. Mathews Binu	Athina	20 Aug 04	PER	45.30	Fernando Acevedo	Calí	1 Aug 71
IRI	45.81	Sajjad Hashemi	Rio de Janeiro	21 Jul 11	PHI	45.57	Isidro del Prado	Manila	1 Dec 84
IRL	44.77	David Gillick	Madrid	4 Jul 09	PLE	49.04	Bahaa Al-Farra	Daegu	28 Aug 11
IRQ	46.29	Aouf Abdulrahman Yousef	Casablanca	5 Aug 85	PLW	49.17	Conrad Redchor	Adelaide	25 Aug 00
ISL	45.36	Oddur Sigurdsson	Austin	12 May 84	PNG	46.70	Nelson Stone	New Delhi	8 Oct 10
ISR	45.27	Donald Sanford	Zürich	15 Aug 14	POL	44.62	Tomasz Czubak	Sevilla	24 Aug 99
ISV	44.77	Tabarie Henry	Hutchinson	23 May 09	POR	45.74	Victor Ricardo Dos Santos	Zevilla	13 Aug 14
ITA	45.19	Andrea Barberi	Rieti	27 Aug 06	PRK	46.95	Hwang Il Sok	Odawara	25 Jun 00
IVB	46.04	Dean Greenaway	Lincoln	19 May 79	PUR	45.60	Héctor Carrasquillo	San Fernando	5 Jun 10
JAM	44.40	Jermaine Gonzalez	Monaco	22 Jul 10	PYF	47.13	Isaac Yata	Nice	26 Jun 05
JOR	47.67	Abdelsalam Khalifa Al-Haj-Amman	Tokyo	25 Jul 07	QAT	44.66	Ibrahim Ismail	Jakarta	30 Aug 00
JPN	44.78	Susumu Takano	Osaka	16 Jun 91	ROU	45.60	Ioan Vieru	Metz	2 Jul 06
KAZ	45.52	Aleksandr Kurochkin	Moskva	17 Aug 84	RSA	44.24	Wayde van Niekerk	New York	13 Jun 15
	45.52	Aleksandr Kurochkin	Roma	1 Jun 85	RUS	44.60	Viktor Markin	Moskva	30 Jul 80
KEN	44.18	Samson Kitur	Barcelona	3 Aug 92	RWA	48.80	Emmanuel Rubayiza	Harare	14 Sep 95
KGZ	46.67	Nikolay Chernetskiy	Berkeley	7 Jul 78	SAM	48.67	Siologa Viliumu Sepa	Mata-Utu	4 Sep 13
KIR	51.98	Kiakia Tekambwa	Gold Coast	8 Aug 09	SEN	45.01	Amadou Gakou	Cd. de México	18 Oct 68
KOR	45.37	Son Ju-Il	Seoul	17 Jun 94	SEY	47.08	Joseph Adam	Clemson	16 May 93
KOS*	48.22	Astrif Kryeziu	Tiranë	11 Jun 14	SIN	47.29	Zubin Percy Muncherji	Taipei	12 Jun 14
KSA	44.43	Youssef Masrahi	Lausanne	3 Jul 14	SIN	45.96	Melville Rogers	Baton Rouge	1 Apr 06
KUW	44.93	Fawzi Al-Shammari	Doha	15 May 02	SLE	46.04	Felix Sandy	Fresno	9 Apr 88
	44.93	Fawzi Al-Shammari	Busan	9 Oct 02	SLO	45.43	Matiija Šestak	Sevilla	23 Aug 99
	44.93	Fawzi Al-Shammari	Amman	7 Sep 03	SMR	47.84	Marco Tamagnini	Nicosia	20 May 89
LAO	50.18	Vanxay Singbandith	Hiroshima	11 Oct 94	SOL	47.76	Chris Walasi	Christchurch	27 Jan 06
LAT	45.88	Vjačeslavs Kočerjajns	Frankfurt	29 Jun 91	SOM	47.91	Ibrahim Okash Omar	Los Angeles	4 Aug 84
	45.88	Jānis Letits	Helsinki	28 Jun 12	SRB	45.30	Slobodan Branković	Split	29 Aug 90
LBA	44.98	Mohamed Ashour Kawajah	Nairobi	30 Jul 10	SRI	44.61	Sugath Thilakarathne	Fukuoka	20 Jul 98
LBR	45.77	Siraj Williams	Sacramento	9 Jun 07	STP	46.07	Filipe Lombá	Lisboa	5 Jul 87
LCA	45.49	Ivan Jean-Marie	Tucson	20 May 95	SUD	44.76	Hassan El Kashief	Provo	3 Jun 82
LES	45.46	Henry Mohoanyane	Bloemfontein	18 Mar 88	SUI	44.99	Matthias Rusterholz	Lausanne	3 Jul 96
LIB	48.08	Mohamed Siraj Tamim	Beyrouth	5 Apr 13	SUR	46.89	Tommy Asinga	La Habana	4 Aug 91
LIE	49.32	Fabian Haldner	Genève	7 Sep 14	SVK	45.32	Štefan Balošák	Atlanta	27 Jul 96
LTU	45.73	Remigius Valiulis	Cd. de México	8 Sep 79	SWE	44.56	Johan Wissman	Osaka	29 Aug 07
LUX†	47.76	David Fiegen	La Chaux-de-Fonds	20 Aug 06	SWZ	47.18	Sibusiso Matsenjwa	Pretoria	24 Feb 15
MAC	47.61	Lei Vai Kun	Hongkong	21 Jul 96	SYR	47.18	Zahreddin Najem	Beyrouth	30 Jun 99
MAD	46.83	Bruno Ediarimalala	Santiago/CHI	17 Oct 00	TAN	45.74	Claver Kamanya	Cd. de México	16 Oct 68
MAR	45.03	Benyounés Lahlou	Latakia	9 Sep 92	TGA	48.31	Henele Talai	Melbourne	28 Feb 97
MAS	46.41	Mohd Zaiful Zainal Abidin	B. S. Begawan	20 Jul 01	THA	46.00	Kunanon Sukkaew	Singapore	12 Jun 15
MAW	47.85	Golden Gunde	Glasgow	28 Jul 14	TJK	47.71	Aleksandr Pronzhenko	Almaty	27 Jun 14
MDA	46.57	Sergey Grigoryev	Kiev	5 Jul 84	TKM	45.86	Vitaliy Fedotov	Kiev	26 Aug 81
MDV	47.48	Hassan Saaid	Kingston	1 Jun 13	TKS	46.82	Angelo Garland	Conway	11 May 14
MEX	44.31	Alejandro Cárdenas	Sevilla	26 Aug 99	TLS	50.79	Domingos Sávio dos Santos	Singapore	12 Jun 15

COUNTRY	MARK	NAME	VENUE	DATE	COUNTRY	MARK	NAME	VENUE	DATE
AZE	3:43.7	Boris Kutukov	Baku	22 Apr 79	GUY	3:44.23	Cleveland Forde	New Delhi	11 Oct 10
BAH	3:45.72	William Johnson	Austin	17 May 83	HAİ†*	3:45.96	Moise Joseph	Gent	21 Jul 09
BAN	3:50.46	Ahmed Mustaque	Calcutta	23 Nov 87	HKG	3:56.64	Steven Ing	Hongkong	6 May 12
BAR	3:47.82	Leo Gurnes	Austin	4 Apr 91	HON	3:59.2	Jorge Elias Ponce	Dobrecen	28 Jun 86
BDI	3:29.18	Vénuste Niyongabo	Bruxelles	22 Aug 97	HUN	3:35.57	Balázs Tölgyesi	Atlanta	1 Aug 96
BEL	3:34.13	Christophe Impens	Bruxelles	23 Aug 96	INA	3:46.21	Juhus Leuwol	Jakarta	24 Sep 95
BEN	3:54.12	Ibrahim Ofan N'Gobi	Cotonou	16 May 04	IND	3:38.00	Bahadur Prasad	Madras	23 Dec 95
BER	3:41.97	Terrance Armstrong	Montréal	10 Jul 98	IRI	3:37.09	Sajad Moradi	Guangzhou	23 Nov 10
BHU	4:08.09	Langten Tshering	Ipho	15 Jun 04	IRL	3:33.5+	Ray Flynn	Oslo	7 Jul 82
BIH	3:39.83	Vinko Pokrajčić	București	22 Jul 81	IRQ	3:42.50	Adnan Taees Akkar	Incheon	29 Sep 14
BIZ	3:56.35	Richard Jorgenson	Richmond	23 May 98	ISL	3:41.65	Jón Didriksson	Rehlingen	31 May 82
BLR	3:36.16	Azad Rakipov	Barcelona	6 Aug 92	ISR	3:40.90	Yossef Gezachw	Uden	27 Jun 09
BOL	3:45.57	Fadrique Iglesias	São Paulo	9 Jun 07	ISV	3:47.75	Billy Bohlike	Tempe	13 Apr 02
BOT	3:39.60	Glody Dube	Nijmegen	24 May 01	ITA	3:32.78	Gennaro Di Napoli	Rieti	9 Sep 90
BRA	3:33.25	Hudson de Souza	Rieti	28 Aug 05	IVB	3:46.47	Greg Rhymer	Athens, OH	21 May 94
BRN	3:29.14	Rashid Ramzi	Roma	14 Jul 06	JAM	3:39.19	Steve Green	Victoria, BC	28 Aug 94
BRU	3:57.51	Jimmy Anak Ahar	Darwin	17 May 05	JOR	3:45.0	Jihad Al-Balawi	Latakia	7 Sep 92
BUL	3:39.53	Evgeni Ignatov	Sofia	28 Aug 82	JPN	3:37.42	Fumikazu Kobayashi	Heusden	31 Jul 04
BUR	3:53.15	Jean-Bernard Yaro	Ouagadougou	12 Jul 95	KAZ	3:37.54	Vladimir Kalsin	Kiev	24 Jun 84
CAF	3:48.07	Arnold Gabing Kangai	St. Maur	8 Jun 05	KEN	3:26.34	Bernard Lagat	Bruxelles	24 Aug 01
CAM	4:01.8	Nhea Khay	Kuala Lumpur	16 Dec 65	KGZ	3:41.2	Yuriy Makarov	Moskva	1 Aug 71
CAN	3:31.71	Kevin Sullivan	Roma	30 Jun 00	KIR	4:32.4	Kautu Rabangaki	Suva	2 Sep 63
CAY*	3:46.09	Jon Rankin	Mayagüez	15 Jul 11	KOR	3:38.60	Kim Soon-Hyung	Manila	3 Dec 93
CGO	3:48.70	Brice Symphorien Samba	Montgeron	2 Jul 94	KOS	3:41.6	Ismet Abazi	Beograd	11 Jun 75
CHA	3:47.8	Ahmed Issa	Brazzaville	22 Jul 65	KSA	3:31.82	Mohamed Othman Shahween	Hengelo	29 May 11
CHI	3:38.56	Iván López	Amiens	21 Jun 14	KUW	3:37.95	Mohamed Al-Azimi	Dakar	12 Jun 13
CHN	3:36.49	Dou Zhaobo	Changsha	24 Oct 03	LAO	4:04.82	Khambieng Khamiar	Barcelona	3 Aug 92
CIV	3:39.60	Siahka Bamba	Nantes	23 Aug 01	LAT	3:37.35	DMitrijs Jurkevičs	Sollentuna	28 Jun 11
CMR	3:49.7	Pierre Foka	Yaoundé	7 Jun 97	LBA	3:42.11	Aboubaker El-Gatrouni	Rabat	27 May 12
COD	3:42.02	Patrick Tambwé	Reims	5 Jul 01	LBR	4:01.56	Bill Rogers	Cotonou	27 Jun 04
COK	4:14.1	Rima Hermann	Hamilton	12 Mar 83	LCA	3:48.50	Zepherinus Joseph	Gainesville	31 Mar 01
COL	3:42.38	Gerald Giraldo	Lima	13 Jun 15	LES	3:47.36	Moekits Moshli	Melbourne	24 Mar 06
COM	3:46.96	Mohamed Ahmed	Marseille	5 Jun 96	LIB	3:49.89	Ali Khazaal	Beyrouth	16 Jul 97
CPV	3:48.24	Leão Carvalho	Obidos	24 Jul 01	LIE	3:39.34	Günther Hasler	Montréal	29 Jul 76
CRC	3:47.90	Yorman Rivas	Gainesville	24 Apr 15	LTU	3:40.90	Pavelas Fedorenka	Moskva	7 Jun 87
CRO	3:33.30	Branko Zorko	Monaco	8 Aug 98	LUX	3:39.92	Justin Gloden	Köln	10 Aug 80
CUB	3:35.03	Maurys Surel Castillo	Huelva	7 Jun 12	MAC	4:07.18	Iao Kuan Un	Daegu	26 Aug 03
CYP	3:39.76	Spyros Spyrou	Beograd	22 Jul 83	MAD	3:44.80	Edouard Rasoanaivo	Lagos	13 Jan 73
CZE	3:34.87	Jan Kubista	Praha	20 Aug 83	MAR	3:26.00	Hicham El Guerrouj	Roma	14 Jul 98
DEN	3:31.17	Robert Kiplagat Andersen	Zürich	13 Aug 97	MAS	3:45.70	Vadivellan Mahendran	Nakhon Ratchasima	11 Dec 07
DJI	3:29.58	Ayanleh Soulaïman	Monaco	18 Jul 14	MAW	3:42.73	Chauncy Master	Avellino	11 Jun 08
DMA	3:36.60	Stephen Agar	Abbotsford	2 Jun 96	MDA	3:37.2	Anatoly Mamontov	Podolsk	22 Jul 76
DOM	3:43.57	Isidro Pimentel	Stanford	30 Mar 02	MDV	4:00.06	Hussain Riyaz	Dhaka	22 Dec 93
ECU	3:37.88	Byron Piedra	Rio de Janeiro	25 Jul 07	MEX	3:36.67	Pablo Solares	New York	30 May 09
EGY	3:38.16	Hamada Mohd Ahmed	Stockholm	29 Jul 11	MGL	3:49.7	Davaajav Ganbold	Ulan Bator	1 Jun 80
ERI	3:35.96	Hais Welday	Huelva	10 Jun 09	MHL	4:36.0	Lani Meijbon	Laura	30 Jul 99
ESA	3:55.52	Francis de Jesús Jiménez	San José/CRC	2 Sep 06	MKD	3:46.6	Sotir Gavrilovski	Beograd	27 Jun 70
ESP	3:28.95	Fermin Cacho	Zürich	13 Aug 97	MLI	3:51.2	Moussa Camara	Bamako	11/12 Jul 14
EST	3:38.59	Tiðrek Nurme	Beijing	15 Aug 08	MLT	3:50.18	Xandru Grech	Luxembourg	31 May 95
ETH	3:29.91	Aman Wote	Monaco	18 Jul 14	MNE	3:55.8	Muhamed Bardić	Beograd	2 Jul 89
FIJ	3:42.81	Richard Kermode	Auckland	13 Feb 82	MNT	4:21.1	Cardinal Maynard	Road Town	9 Jul 77
FIN	3:36.33	Pekka Vasala	München	10 Sep 72	MON	3:55.11	Brice Etès	Monaco	10 Apr 13
	3:36.3	Antti Loikkanen	Imatra	16 Jun 80	MOZ	3:39.41	Flávio Siholhe	Stellenbosch	13 Apr 13
FRA	3:28.98	Mehdi Baála	Bruxelles	5 Sep 03	MRI*	3:50.0	Jacques Legrand	St. Maur	18 Jun 80
FSM	4:19.1	Elias Rodriguez	San Antonio/NMI	11 Jul 90	MTN†*	3:50.25	Mohamed Elbendir	Salamanca	6 Jul 05
GAB	3:43.58	Jean-Marc Léandro	Niort	30 Jul 99	MYA	3:47.83	Shwe Aung	Singapore	13 Jun 93
GAM	3:50.77	Ansu Sowe	Osaka	25 Aug 07	NAM	3:45.35	Reinholdt Iita	Kotka	5 Jun 98
GBR	3:28.81	Mohamed Farah	Monaco	19 Jul 13	NCA	3:53.23	Röger Miranda	Volgograd	11 Jun 89
GBS	3:50.2	Alexandre Djata	Bissau	19/20 Jul 14	NED	3:32.89	Gert-Jan Liefers	Bruxelles	24 Aug 01
GEO	3:42.4	Mikhail Shapovalov	Moskva	28 Jul 79	NEP	3:46.63	Gop Bahadur Adhikari	Dhaka	22 Dec 93
GEQ	3:59.4	Manuel B. Enzema Owono	Yaoundé	12/14 Aug 11	NFI	4:28.05	Ben Martin Wiecezorek	Grosseto	13 Jul 04
GER	3:31.58	Thomas Wessinghage	Koblenz	27 Aug 80	NGR	3:42.85	Ado Maude	Cesenatico	19 Jul 91
GHA	3:46.62	Seth Bortey	Ibadan	22 Aug 97	NIG	3:52.55	Adamou Dogo	Bamako	13 Apr 08
GIB	3:44.31	Harvey Dixon	Lowell	16 May 15	NMI	4:25.1	Joseph Gildilak	Mangilao	1 Apr 94
GRE	3:36.74	Panayiotis Stroubákos	Köln	24 Aug 97	NOR	3:31.46	Henrik Ingebrigtsen	Monaco	18 Jul 14
GRN	3:50.3	Donald Pierre	Pointe-à-Pierre	19 Mar 72	NRU	4:29.8	Gemenoe Joram	Suva	2 Sep 63
GUA	3:44.44	Luis Martínez	San Juan	27 Jul 89	NZL	3:29.91	Nick Willis	Monaco	18 Jul 14
GUI	3:51.96	Mohamed Malal Sy Savané	Barcelona	3 Aug 92	OMA	3:47.69	Qais Salim Al-Mahrooqi	Ried	16 Jun 12
GUM	3:52.24	Brent Butler	Edwardsville	24 May 97	PAK	3:41.4	Muhammad Younis	Köln	11 Aug 70

COUNTRY	MARK	NAME	VENUE	DATE	COUNTRY	MARK	NAME	VENUE	DATE
PAN	3:41.73	Donaldo Arza	München	8 Sep 72	Notes (*)				
PAR	3:48.74	Ramón López	Seoul	19 Sep 88	CAY		Rankin, formerly USA – transferred to Cayman Islands in 2009		
PER	3:43.68	Mario Bazán	Lima	19 Jun 09	HAI		3:45.54 Mosie Joseph Starkville 12 May 02 – as a US citizen		
PHI	3:47.65	Mervin Guarte	Palembang	13 Nov 11	MRI		3:46.6 Guyto Cesar St. Maur 25 May 88 – as a French citizen		
PLE	3:45.32	Wesam Al-Massri	Incheon	28 Sep 14	MTN		Mohamed Elbendir became a Spanish citizen on 23 Mar 06		
PLW	4:20.11	Douglas Schmidt	Apia	5 Sep 07	PYF		Delys, formerly France – transferred to French Polynesia in 2010		
PNG	4:00.02	Sebastine Sena	Adelaide	5 Feb 97					
POL	3:34.45	Artur Ostrowski	Zagreb	13 Sep 11					
POR	3:30.07	Rui Silva	Monaco	19 Jul 02					
PRK	3:46.0	Kang Hyong Man	Pyongyang	20 Oct 63	AFG	8:52.57	Aman Haidari	Molde	3 Sep 10
PUR	3:37.60	Sam Vásquez	Indianapolis	16 Jun 12	ALB	8:17.8	Krenar Meçani	Tiranë	21 Jun 89
PYF*	3:51.36	Charles Delys	Daegu	30 Aug 11	ALG	7:25.02	Ali Saïdi-Sief	Monaco	18 Aug 00
QAT	3:31.04	Dahame Najem Bashair	Doha	13 May 05	AND	8:03.69	Toñi Bernadó	Palafrugell	26 May 07
ROU	3:34.13	Alexandru Vasile	București	13 Jun 97	ANG‡	7:58.5	João N'Tyamba	San Diego	3 Mar 96
RSA	3:31.93	John Cronje	Rieti	8 Sep 13	ANT	8:45.40	Elliott Mason	Coral Gables	10 Apr 07
RUS	3:32.28	Vyacheslav Shabunin	Roma	30 Jun 00	ARG	7:49.54	Javier Carriqueo	Mataró	4 Aug 09
RWA	3:38.16	Alexis Sharangabo	Stanford	29 Jul 00	ARM	8:09.8	Artashes Mikoyan	Tiraspol	17 Jul 76
SAM	3:50.24	Aunese Curreen	Auckland	30 Mar 08	ARU	8:24.8	Kimball Reynierse	Middelburg	6 Jul 88
SEN	3:38.88	Mor Seck	Trento	15 Jul 14	ASA	10:52.6	Afiutolu Lefiaaseu	Utulei	10 Apr 92
SEY	3:52.46	Ronny Marie	Victoria/SEY	5 May 01	AUS	7:32.19	Craig Mottram	Athina	17 Sep 06
SIN	3:51.59	Chamkaur Dhaliwal Singh	Sydney	3 Feb 02	AUT	7:43.66	Dietmar Millonig	Lausanne	15 Aug 80
SKN	4:00.28	Ezzard Wilson	San Juan	25 Jun 83	AZE	7:34.57	Hayle Ibrahimov	Doha	10 May 13
SLE	3:52.29	Victor Sesay	Lagos	11 Jan 73	BAH	8:43.59	David Bell	Philadelphia	23 Apr 93
SLO	3:39.29	Aleš Tomić	Zagreb	8 Jul 02	BAR	8:33.97	Kenrick Sealy	Stanford	16 Aug 98
SMR	3:55.03	Joe Guerra	Knoxville	9 Apr 15	BDI	7:34.03	Vénuste Niyongabo	Köln	16 Aug 96
SOL	4:00.95	Selwyn Kole	Tafuna	20 Aug 97	BEL	7:26.62	Mohamed Mourhit	Monaco	18 Aug 00
SOM	3:30.55	Abdi Bile	Rieti	3 Sep 89	BEN	8:38.53	Imorou Zato	Dakar	22 Aug 98
SRB	3:34.85	Dragan Zdravković	Praha	20 Aug 83	BER‡	8:25.15	Lamont Marshall	Charlottesville	19 Mar 11
SRI	3:39.61	Chaminda Indika Wijekoon	Daegu	30 Aug 11	BHU	9:28.0	Kuenzang Norbu	Punakha	12 Jun 01
SSD	3:46.90	Omet Kak	Iowa City	21 Apr 12	BIH‡	8:07.15	Vinko Pokrajčić	Maribor	2 Jun 81
STP	4:02.3	António Cadio Paraiso	Luanda	2 Jan 84	BIZ	8:35.52	Patrick Fuller	Eugene	20 Mar 04
SUD	3:31.76	Abubaker Kaki	Monaco	22 Jul 11	BLR‡	7:46.3	Aleksandr Fedotkin	Vinnitsa	24 Jun 78
SUI	3:31.75	Pierre Délèze	Zürich	21 Aug 85	BOL	8:18.56	Daniel Toroya	São Paulo	1 Aug 14
SUR	3:55.69	Tommy Asinga	Ann Arbor	12 May 91	BOT	7:51.8	Matthews Motshwarateu	Stellenbosch	15 Feb 79
SVK	3:39.4	Ivan Kováč	Bratislava	30 May 74	BRA	7:39.70	Hudson de Souza	Lausanne	2 Jul 02
	3:39.41	Jozef Lenčoš	Athina	26 Jun 77	BRN	7:35.53	Albert Rop	Zagreb	3 Sep 13
SWE	3:36.49	Johnny Kroon	Oslo	27 Jun 85	BRU	9:48.21	Hj Mohd Syahmi Fakrullah	Darwin	15 May 07
SWZ	3:44.89	Sjpho Dlamini	Knoxville	7 Apr 95	BUL	7:46.34	Evgeni Ignatov	Oslo	4 Jul 87
SYR	3:48.12	Mahmoud Kheirat	Beyrouth	30 Jun 99	BUR	9:12.0	Boukary Ouédraogo	Ouagadougou	4 Aug 85
TAN	3:32.16	Filbert Bayi	Christchurch	2 Feb 74	CAF	8:17.3	Christian Yago	St. Maur	24 Jul 96
TGA	4:03.1	Tui'ese Ngaluafae	Nuku'alofa	28 Apr 79	CAM‡	9:59.54	Samphors Soum	Ho Chi Minh	6 Jun 09
THA	3:46.16	Chern Srichudanu	Jakarta	24 Sep 95	CAN‡	7:41.61	Kevin Sullivan	Stockholm	22 Jul 08
TJK	3:44.51	Yevgeniy Stakanov	Tula	24 Jun 04	CAY	9:09.41	Dominic Dyer	Basseterre	5 Apr 15
TKM	3:42.48	Rashid Kayumov	Kiev	27 Jul 82	CGO	8:30.25	Emmanuel Mpioh	Paris	14 Jun 84
TKS	4:02.0	Idi Gardiner	Cockburn Town	20 Mar 96	CHA	8:22.16	Ahmat Abdou-Daoud	Cérizay	7 Jul 12
TLS	3:57.70	Aries José Pariera	Jakarta	22 May 93	CHI	7:53.54	Carlos Diaz	Bilbao	20 Jun 15
TOG	3:55.0	Roger Kangni		72	CHN	7:56.19	Zhang Guowei	Praha	23 Jun 87
TPE	3:46.4	Hwang Wen-Cheng	Pomona	11 Jun 83	CIV	8:31.08	Alain Kra Kouadio	Bouaké	8 Apr 94
TTO	3:45.09	Sheldon Monderoy	Lahti	26 Jul 98	CMR	8:19.82	Pierre Fomba	St. Maur	20 Jul 99
TUN	3:31.70	Ali Hakimi	Bruxelles	22 Aug 97	COD	7:57.52	Patrick Tambwé	Sotteville	12 Jun 02
TUR	3:31.30	İlham Tanui Özbilen	Monaco	19 Jul 13	COK	9:39.3	Muriaroa Ngaro	Nikau	79
TUV	4:12.7	Filemu	Funafuti	11	COL‡	7:53.8	Victor Mora	Firenze	18 Jun 76
UAE	3:47.06	Mohamed Ahmed Amer	Dortmund	19 Aug 92	COM	8:21.82	Mohamed Ahmed	Aix-les-Bains	7 May 95
UGA	3:35.02	Ronald Musagala	Hengelo	24 May 15	CPV‡	8:14.5	Leão Carvalho	Lisboa	30 May 01
UKR	3:30.33	Ivan Heshko	Bruxelles	3 Sep 04	CRC	8:07.3	Eric Quirós	Richmond	29 May 01
URU	3:43.47	Ricardo Vera	Sevilla	20 Jun 89	CRO	7:48.72	Bruno Zorko	Hengelo	1 Jun 98
USA	3:29.30	Bernard Lagat	Rieti	28 Aug 05	CUB	7:58.3	Maurys Surel Castillo	La Habana	20 Jun 09
UZB	3:44.0	Ilshat Kalimuddin	Chelyabinsk	30 Jul 87	CYP‡	7:59.11	Marios Kassianidis	Athina	1 Sep 82
VAN	3:58.28	Tawai Keiruan	Port Vila	16 Dec 93	CZE	7:46.72	Jan Pešava	St. Peterburg	27 Jun 98
VEN	3:36.96	Eduard Villanueva	Daegu	1 Sep 11	DEN	7:43.78	Mogens Gouldberg	Jerez	13 Sep 89
VIE	3:45.31	Nguyen Dinh Cuong	Nakhon Ratchasima	11 Dec 07	DJ‡	7:42.22	Ayanleh Soulaïman	Doha	11 May 12
VIN	3:49.36	Nickie Peters	Baltimore	20 Apr 02	DMA	7:56.34	Stephen Agar	Stanford	16 May 98
YEM	3:49.8	Mohd Abdulkader Al-Halaki	Latakia	4 Oct 91	DOM	8:24.03i	José Zayas	New York	26 Dec 99
ZAM	3:42.09	Thony Wamulwa	Orvieto	3 Jun 12	ECU	7:47.06	Byron Piedra	Belem	19 May 10
ZIM	3:35.76	Philimon Hanneck	Grosseto	11 Aug 91	EGY	8:05.05	Hamada Mohd Ahmed	Gävle	24 Jul 11
					ERI	7:37.23	Hais Welday	Doha	6 May 11
					ESA	8:44.76	Rónald Ernesto Arias	San Salvador	6 Feb 00
HAI	3:45.93	Moise Joseph	New York	22 Jan 11	ESP	7:29.34	Isaac Viciosa	Oslo	9 Jul 98
MTN	3:48.86	Mohamed Elbendir	Zaragoza	4 Feb 06	EST	7:48.24	Tiidrek Nurme	Dublin	11 Jul 14

Superior indoor bests not ratified by federation as absolute records (‡)

COUNTRY	MARK	NAME	VENUE	DATE	COUNTRY	MARK	NAME	VENUE	DATE
ETH	7:25.09	Haile Gebrselassie	Bruxelles	28 Aug 98	MNE	8:27.4	Radovan Laković	Berane	22 Jul 81
FIJ	8:13.6	Usaia Sotutu	Celje	4 Jul 71	MON	8:34.7	Emile Battaglia	Aleñçon	9 May 48
FIN	7:43.20	Ari Paunonen	Köln	22 Jun 77	MOZ	8:05.64	Flávio Siholhe	Barçoisimeto	9 Jun 12
	7:43.2	Lasse Virén	Oulu	27 Jul 72	MRI	8:13.40	Mike Félicitez	St. Paul/REU	28 Oct 94
FRA	7:30.78	Mustapha Essaid	Monaco	8 Aug 98	MTN‡	8:17.14	Mohamed Beirouk	Duffel	7 Jun 14
FSM	10:17.75	Keith Daniel Sepety	Adelaide	24 Aug 00	MYA	8:14.71	Gopal Thein Win	Weinstadt	7 Aug 93
GAB	8:28.01	Jean-Marc Léandro	Martigues	24 Jun 92	NAM	8:13.86	Ruben Indongo	St. Maur	9 Jun 04
GAM	8:32.8	Nfamara Njie	Lecce	18 Apr 15	NCA	8:43.4	Hugo Vásquez Tapia	La Habana	29 Nov 85
GBR	7:32.79	David Moorcroft	London	17 Jul 82	NED	7:37.48	Gert-Jan Liefers	Hengelo	29 May 05
GBS	8:50.82	Mussá Djou	Beja	25 May 14	NEP	8:23.59	Gyan Bahadur Bohara	New Delhi	15 Oct 99
GEO	7:56.10	Oleg Strizhakov	Sochi	9 Jun 84	NFI	10:30.0	Graeme Donaldson	Middlegate	2 Jul 88
GEQ	8:52.22	Roberto Caracciolo Mandje	Brasschaat	23 Jul 08	NGR	8:13.01	Ibrahim Kabir	Lage	13 Jun 86
GER	7:30.50	Dieter Baumann	Monaco	8 Aug 98	NIG	8:15.0	Oumarou Souley	Niarney	13 May 00
GHA	8:26.68	Prosper Goto	Kumasi	6 Jul 12	NMI	10:24.3	Glen Nunez	Avarua	4 May 95
GIB‡	8:28.5+	John Charvetto	Praha	31 Aug 78	NOR	7:40.77	Marius Bakken	Bruxelles	24 Aug 01
GRE‡	7:44.26	Panayiótis Papoulias	Bellinzona	12 Jul 96	NRU	11:38.89	David Temaki	Canberra	15 Mar 93
GRN	9:20.50	Neilson Joseph	Port-of-Spain	20 Apr 03	NZL	7:36.91	Nick Willis	Ostrava	17 Jun 14
GUA	8:05.99	Sérgio Iván Gómez	Kitchener	25 Jun 95	OMA	8:24.47	Qais Salim Al-Mahrooqi	N. ad Waldnaab	30 Jul 10
GUI‡	8:58.95	Abdourahamane Sow	Valencia	19 Jul 08	PAK	8:05.65	Muhammad Younis	Dormagen	18 Sep 71
GUM	8:42.22	Neil Weare	Apia	27 Jun 03	PAN	8:14.6	Donaldo Arza	Frankfurt	11 May 74
GUY	8:21.3	Deryock Menties	Georgetown	9 Aug 75	PAR	8:20.4	Jorge Cabrera	Asunción	25 Feb 06
HAI‡	8:26.06	Mark Allein	Coral Gables	11 Apr 15	PER	7:57.95	Mario Bazán	Iquique	14 Jun 08
HKG	8:50.82	Chan Ka Ho	Hongkong	30 May 09	PHI	8:17.14	Eduardo Buenavista	Manila	26 May 02
HON	8:46.0	Clovis Morales	Hagen	19 Jun 75	PLE	8:02.16	Mohamed Baket	Utrecht	16 Aug 96
HUN	7:47.4	Gábor Szabó	Debrecen	15 Sep 83	PLW	9:52.35	Douglas Schmidt	Yona	15 Dec 07
INA	8:33.49+	Agus Prayogo	Guangzhou	21 Nov 10	PNG	8:45.55	Sopalai Yao	Brisbane	10 Mar 06
IND‡	7:50.31	Surendra Kumar Singh	Twickenham	4 Jun 08	POL	7:42.4	Bronislaw Malinowski	Oslo	4 Jul 74
IRI	8:07.05	Mehdi Zarenezhad	Budapest	12 Jul 02	POR‡	7:39.69	António Leitão	Bruxelles	26 Aug 83
IRL	7:30.36	Mark Carroll	Monaco	4 Aug 99	PRK	8:14.9	Li Gen Ho	Pyeongyang	13 Aug 89
IRQ	8:18.8	Faleh Naji Jarallah	Alexandria	12 Aug 75	PUR	7:53.5	Antonio Colón	Montréal	12 Jul 76
ISL	8:05.63	Jón Didriksson	Köln	28 Aug 83	PYF	8:27.4	Charles Delys	Pirae	3 Aug 11
ISR	7:51.40	Youssef Gezachw	Naimette	15 Jul 09	QAT	7:30.76	Jamal Bilal Salem	Doha	13 May 05
ISV‡	8:37.74	Billy Bohlke	Baton Rouge	23 Mar 02	ROU‡	7:53.19	Valentin Coroja	Warszawa	18 Jun 89
ITA	7:39.54	Gennaro Di Napoli	Formia	18 May 96	RSA‡	7:41.06	Juan Van Deventer	Stockholm	22 Jul 08
IVB	9:32.1	Liston Farrington	Bridgetown	26 Apr 77	RUS	7:39.24	Vyacheslav Shabunin	Nice	12 Jul 95
JAM‡	7:55.78	Mark Elliott	Luzern	24 Jun 89	RWA	7:41.64	Mathias Ntawulikura	Köln	16 Aug 92
JOR	8:19.21	Bashar Erhayel Al-Kafraini	Beyrouth	5 Jun 04	SAM	9:46.9	James Hoeflich	Apia	27 Nov 70
JPN	7:40.09	Suguru Osako	Rieti	7 Sep 14	SEN‡	8:12.65	Cheik Ameth Tidiane Boye	Sotteville	16 Jun 95
KAZ	7:48.35	Sergey Navolokin	Klagenfurt	14 Jul 82	SEY	8:16.68	Ronny Marie	Victoria/SEY	10 Mar 01
KEN	7:20.67	Daniel Komen	Rieti	1 Sep 96	SIN	8:31.47	Chamkaru Dhaliwal Singh	Sydney	5 Jan 02
KGZ	8:05.98	Denis Bagrev	Kazan	9 Jul 04	SKN	9:21.4	Spencer Elliot	Basseterre	7 Apr 83
KIR	10:10.0	Airam		85	SLE‡	8:52.24	Darrel Gooding	Ewing	12 Apr 14
KOR	8:12.59	Jeun Eun-Hoi	Fukagawa	29 Jun 05	SLO	7:51.35	Stanko Liscic	Göteborg	7 Jun 78
KOS	8:29.55	Lulzim Kallaba	Pliezhausen	21 May 00	SMR	8:31.75	Gian Luigi Macina	Ravenna	7 May 95
KSA	7:44.57	Alyan Sultan Al-Kahtani	Köln	16 Aug 96	SOL	8:51.5	Chris Votu	Port Vila	23 May 98
KUW‡	8:29.54	Omar Awadh Al-Rashidi	Bochum	1 Aug 08	SOM	7:42.18	Abdi Bile	Köln	21 Aug 94
LAO‡	10:11.6	Javeu Khammouaoue	Vientiane	21/23 Feb 07	SRB	7:40.49	Dragan Zdravković	Oslo	9 Jul 83
LAT	7:49.51	Dmitrijs Jurkevičs	Hengelo	8 Jun 14	SRI	8:02.91	Chamidev Indika Wijekoon	Mondovi	12 Jun 11
LBA	8:07.16	Ali Zayed Mabrouk	Banská Bystrica	30 May 99	SSD‡	8:25.26	Kennedy Charicha	Keuruu	19 Jun 15
LBR	9:29.52	Toartou Kargou	Houston	29 Mar 03	STP	9:05.9	Mário Pitra	São Tomé	29 May 82
LCA‡	8:36.41	Zepherinus Joseph	Tempe	10 Apr 99	SUD	7:48.03	Omer Khalifa	Formia	11 Jul 87
LES	8:02.27	Thabang Baholo	Port Elizabeth	16 Oct 90	SUI	7:41.00	Markus Ryffel	Lausanne	18 Jul 79
LIB	8:31.76	Hussein Awada	Jamhour	4 Jun 04	SUR	9:14.89	Rochini Vorstwijk	Montego Bay	24 Apr 11
LIE	8:10.63	Günther Hasler	Zug	1 May 76	SVK	7:46.83	Róbert Štefko	Sopot	14 Jun 97
LTU	7:46.2	Romas Sausaitis	Podolsk	19 Jun 82	SWE	7:42.24	Dan Glans	Oslo	5 Jul 79
LUX	7:54.2	Justin Gloden	Troisdorf	9 Jul 82	SWZ	7:57.53	Sipho Dlamini	Nivelles	23 Jul 94
MAC	9:15.1	Wong Fan Wa	Macao	92	SYR	8:21.39	Fayad Bakour	Beyrouth	2 May 98
MAD	8:22.6	Fulgence Rakotondrasoa	Antananarivo	6 May 11	TAN	7:39.27	Filbert Bayi	Oslo	1 Jul 80
MAR	7:23.09	Hicham El Guerrouj	Bruxelles	3 Sep 99	TGA	9:02.0	Atiu Ngalu	Nuku'alofa	4 Jun 93
MAS	8:27.00	Sivalingam Muthiah	London	18 Jun 85	THA‡	8:17.89	Srisung Boonthung	Bangkok	19 Jun 07
MAW	8:24.10	Chauncy Master	Cheltenham	2 Jul 14	TJK	7:57.03	Yevgeniy Stakanov	Kazan	9 Jul 04
MDA	7:52.5	Anatoliy Mamontov	Sochi	28 Apr 80	TKM	8:07.44	Marly Sopyev	Moskva	7 Jun 96
MDV	9:41.2	Azham Waheed	Malé	22 Apr 11	TPE‡		See indoor footnote		
MEX	7:35.71	Arturo Barrios	Nice	10 Jul 89	TKS	10:17.94	Robert Jennings	Providenciales	8 Apr 07
MGL	8:29.80	Chadaa Usni-Ek	Sochi	10 Jun 84	TLS	9:10.51	Júlio da Cruz	Jakarta	14 Jul 90
MHL	12:03.9	Daniel Kibajot	Laura	5/7 May 05	TOG	8:35.17	Yawo Kloutse	Paris	20 Jul 05
MKD	8:18.7	Jonuz Jonuzi	Skopje	19 Sep 92	TTO	8:14.16	Sheldon Monderoy	Espoo	30 May 00
MLI	8:44.0	Youssef Diallo	Bamako	27 Mar 02	TUN	7:46.17	Féthi Baccouche	Paris	22 Jul 86
MLT	8:23.26	Kevin Zammit	Tel Aviv	12 Jun 99	TUR‡	7:42.31	Polat Kemboi Arikan	Doha	11 May 12

COUNTRY	MARK	NAME	VENUE	DATE	COUNTRY	MARK	NAME	VENUE	DATE
TUV	11:49.19	Lapua Tuau	Melbourne	28 Nov 05	ASA	16:32.4	John Wasco	Utulei	10 Apr 92
UAE	8:13.88	Mohamed Ahmed Amer	Betzdorf	3 Jul 92	AUS	12:55.76	Craig Mottram	London	30 Jul 04
UGA	7:30.95	Moses Kipsiro	Monaco	28 Jul 09	AUT	13:13.44	Günther Weidlinger	London	22 Jul 05
UKR	7:35.06	Sergiy Lebid	Monaco	19 Jul 02	AZE	13:09.17	Hayle Ibrahimov	Zürich	28 Aug 14
URU	7:56.88	Ricardo Vera	Pontevedra	13 Jun 89	BAH	14:43.6	Philip Watkins	Nassau	Jun 86
USA	7:29.00	Bernard Lagat	Rieti	29 Aug 10	BAN	14:47.19	Mohd Ehsyuddin	Madras	21 Dec 95
UZB†		See indoor footnote			BAR	14:20.2	Leo Games	Bridgetown	5 Jun 92
VAN	8:54.8	Tawai Keiruan	Canberra	11 Mar 95	BDI	13:03.29	Vénuste Niyongabo	Paris (St. Denis)	3 Jun 96
VEN	7:49.88	Freddy González	Madrid	19 Jul 03	BEL	12:49.71	Mohamed Mourhit	Bruxelles	25 Aug 00
VIE	8:49.97	Nguyen Dang Duc Bao	Hanoi	30 Jun 08	BEN	14:49.1	Imorou Zato	Niamey	31 May 98
VIN‡	8:47.30	DeLohnni Nicol-Samuel	Saskatoon	9 Aug 09	BER	14:27.80	Lamont Marshall	Durham	8 Apr 11
YEM	8:22.43	Nabil Mohammed Al-Garbi	Aleppo	24 Jul 09	BHU	16:40.10	Tshewang Pema	Ipo	12 Jun 04
ZAM	7:49.51	Tonny Wamulwa	Torino	6 Jun 08	BIH	14:00.2	Bilko Kačar	Nova Gorica	13 Apr 80
ZIM	7:42.06	Philimon Hanneck	Hechtel	18 Jul 92	BIZ	14:22.93	Patrick Fuller	Eugene	22 Apr 05

Alternative outdoor best for federation ratifying indoor marks as absolute records (i)

DOM 8:25.87 Álvaro Abreu Kingston 9 May 15

Superior indoor bests not ratified by federation as absolute records (‡)

ANG	7:53.72	João N'Tyamba	Stuttgart	7 Feb 93
BER	8:11.95	Lamont Marshall	Boston	28 Jan 12
BIH	8:03.66	Vinko Pokrajčić	Torino	11 Feb 84
BLR	7:45.50	Aleksandr Fedotkin	Wien	25 Feb 79
CAM	9:02.00	Hem Bunting	Pattaya	11 Feb 06
CAN	7:40.17	Kevin Sullivan	Fayetteville	9 Feb 07
COL	7:49.46	Jacinto Navarrete	Sevilla	10 Mar 91
CPV	8:07.50	Ruben Sança	Monaco	28 Jan 11
CYP	7:54.16	Hristos Papapetrou	Budapest	6 Feb 98
DJI	7:39.81	Ayanleh Soulaïman	Gent	10 Feb 13
GRE	7:43.66	Panayiótis Papoulias	Piräus	21 Feb 98
GIB	8:18.17	Harvey Dixon	Boston	25 Jan 14
GUI	8:46.70	Abdourahamane Sow	San Sebastián	14 Feb 09
HAI	8:18.25	Steeve Gabart	Blacksburg	28 Feb 09
IND	7:49.47	Surendra Kumar Singh	Doha	16 Feb 08
ISV	8:19.14	Eduardo Garcia	Lexington	24 Jan 15
JAM	7:46.95	Kemoy Campbell	Fayetteville	9 Mar 13
KUW	8:13.15	Omar Awadh Al-Rashidi	Macao	1 Nov 07
LAO	9:38.37	Sayphone Losavanh	Pattaya	14 Nov 05
LCA	8:17.20	Zepherinus Joseph	Gainesville	9 Feb 03
MTN	8:08.67	Mohamed Elbendir	Oviedo	28 Jan 06
POR	7:39.44	Rui Silva	Stuttgart	6 Feb 00
ROU	7:48.47	Ovidu Olteanu	Budapest	6 Feb 98
RSA	7:39.55	Elroy Gelant	Gent	9 Feb 14
SEN	8:00.40	Cheik Ameth Tidiane Boye	Paris	21 Jan 96
SLE	8:38.14	Darrel Gooding	Landover	9 Feb 13
SSD	8:10.66	Guor Marial	Ames	30 Jan 10
THA	8:10.39	Srisung Boonthung	Pattaya	14 Nov 05
TPE	8:14.61	Wu Wen-Chien	Birmingham	14 Mar 03
TUR	7:38.42	Ali Kaya	Praha	7 Mar 15
UZB	8:25.98	Agzam Aliyev	Tashkent	31 Jan 03
VIN	8:28.89	DeLohnni Nicol-Samuel	Birmingham, AL	8 Feb 14

Notes (*)

MRI 8:10.23 Guyto Cesar Querqueville 18 Jun 88 – as a French citizen

MTN Mohamed Elbendir became a Spanish citizen on 23 Mar 06

PYF Delys, formerly France – transferred to French Polynesia in 2010

5000 Metres

AFG	15:52.68	Aman Haidari	Ravnanger	6 Aug 10
AIA	16:45.79	Michael Gumbs	St. George's	23 Apr 00
ALB	14:12.6	Isuf Çurri	Elbasani	31 May 90
ALG	12:50.86	Ali Saidi-Sief	Roma	30 Jun 00
AND	14:10.06	Toni Bernadó	Mataró	14 Jul 05
ANG	13:40.12	Aurélio Miti	Göteborg	11 Aug 95
ANT	15:13.4	Dale Jones	Bridgetown	11 Jul 88
ARG	13:19.64	Antonio Silio	Roma	17 Jul 91
ARM	13:53.0	Artashes Mikoyan	München	30 May 76
ARU	14:18.31	Kimball Reynierse	Leiden	8 May 86
ASA	16:32.4	John Wasco	Utulei	10 Apr 92
AUS	12:55.76	Craig Mottram	London	30 Jul 04
AUT	13:13.44	Günther Weidlinger	London	22 Jul 05
AZE	13:09.17	Hayle Ibrahimov	Zürich	28 Aug 14
BAH	14:43.6	Philip Watkins	Nassau	Jun 86
BAN	14:47.19	Mohd Ehsyuddin	Madras	21 Dec 95
BAR	14:20.2	Leo Games	Bridgetown	5 Jun 92
BDI	13:03.29	Vénuste Niyongabo	Paris (St. Denis)	3 Jun 96
BEL	12:49.71	Mohamed Mourhit	Bruxelles	25 Aug 00
BEN	14:49.1	Imorou Zato	Niamey	31 May 98
BER	14:27.80	Lamont Marshall	Durham	8 Apr 11
BHU	16:40.10	Tshewang Pema	Ipo	12 Jun 04
BIH	14:00.2	Bilko Kačar	Nova Gorica	13 Apr 80
BIZ	14:22.93	Patrick Fuller	Eugene	22 Apr 05
BLR	13:17.66	Aleksandr Fedotkin	Budapest	10 Jul 79
BOL	14:06.73	Johnny Pérez	Santiago/CHI	27 Oct 84
BOT	13:29.6	Mathwes Motshwaratu	Stellenbosch	14 Apr 78
BRA	13:19.43	Marilson dos Santos	Kassel	8 Jun 06
BRN	12:51.96	Albert Pop	Monaco	19 Jul 13
BRU	15:28.9	B. J. R. Keneenthep	B. S. Begawan	15 Jul 73
BUL	13:13.15	Evgeni Ignatov	Stuttgart	31 Aug 86
BUR	14:51.8	Charles Néboua	Abidjan	15 Apr 95
CAF	14:18.3	Christian Yago	St. Maur	19 Jun 96
CAM	14:24.71	Hem Bunting	Nakhon Ratchasima	7 Dec 07
CAN	13:13.96	Jeff Schiebler	Berlin	1 Sep 98
CAY	14:08.09	Jon Rankin	Los Angeles	11 Mar 11
CGO	14:33.4	Obva Elengha	Brazzaville	31 May 91
CHA	14:13.35	Ahmat Abdou-Daoud	Carquefou	1 Jun 12
CHI	13:23.68	Mauricio Díaz	Heusden	14 Jul 01
CHN	13:25.14	Xia Fengyuan	Shanghai	23 Oct 97
CIV	14:28.6	Pierre Kouabénan	Abidjan	23 Apr 88
CMR	14:18.4	Adamou Aboubakar	Yaoundé	15 Jul 95
COD	13:49.69	Patrick Tambwé	Sotteville	12 Jul 01
COK	16:41.7	Jubilee Reu	Avarua	12 Jun 04
COL	13:29.67	Domingo Tibaduiza	Zürich	16 Aug 78
COM	14:02.2	Mohamed Ahmed	Marignane	7 Jun 95
CPV‡	14:05.39	Ruben Sança	Walnut	16 Apr 10
CRC	13:44.99	Eric Quirós	Victoria, BC	27 May 00
CRO	13:37.76	Dalibor Balgač	Walnut	17 Apr 03
CUB	13:44.8a	Luis Medina	Praha	21 Jun 77
CYP	13:34.29	Philippos Philippou	Riccione	27 Aug 83
CZE	13:24.99	Jiří Sýkora	Moskva	1 Aug 80
DEN	13:25.39	Dennis Jensen	Heusden	5 Aug 00
DJI	13:17.77	Mumin Gala	Birmingham	10 Jul 11
DMA*	13:35.86	Stephen Agar	Walnut	18 Apr 98
DOM	14:18.88	José Zayas	Stanford	29 Mar 02
ECU	13:23.72	Byron Piedra	Ninove	21 Jul 12
EGY	14:03.0	Abdel Hamid Khamis	Turku	21 Aug 71
ERI	12:59.27	Zersenay Tadesse	Roma	14 Jul 06
ESA	14:38.37	Rónald Ernesto Arias	La Habana	27 May 01
ESP	12:57.25	Alemayehu Bezabeh	Oslo	4 Jun 10
EST	13:17.2	Enn Sellik	Podolsk	28 Jun 76
ETH	12:37.35	Kenenisa Bekele	Hengelo	31 May 04
FIJ	14:46.4	Davendra Prakash Singh	Melbourne	18 Nov 93
FIN*	13:16.3	Lasse Virén	Helsinki	14 Sep 72
FRA	12:58.83	Smail Sghyr	Oslo	28 Jul 00
FSM	16:52.84	Bentura Rodríguez	Pirae	20 Aug 95
GAB	14:53.36	Jean-Marc Léandro	Cannes-la-Bocca	7 Jun 08
GAM	14:26.96	Ansu Sowe	Conegliano	7 Jun 08
GBR	12:53.11	Mohamed Farah	Monaco	22 Jul 11
GBS	14:40.3	Alexandre Djata	Bissau	19/20 Jul 14
GEO	13:30.88	Oleg Strizhakov	Kiev	23 Jun 84
GER	15:08.1	José Ebatelo Nvo	Malabo	7 Feb 98
GEQ	12:54.70	Dieter Baumann	Zürich	13 Aug 97
GHA	14:09.0	Robert Hackman	Philadelphia	14 Jun 74
GIB	14:18.4a	John Charvetto	Praha	31 Aug 78
GRE	13:28.59	Panayiótis Papoulias	Turku	11 Jun 95
GRN	14:58.23	Maurice Williams	Nassau	20 Apr 81
GUA	13:58.73	Sérgio Iván Gómez	Mar del Plata	25 Mar 95

COUNTRY	MARK	NAME	VENUE	DATE	COUNTRY	MARK	NAME	VENUE	DATE
GUI	14:50.49	Abdoul Gadirou Bah	Riga	1 Jun 85	PAK	14:08.4	Muhammad Younis	Troisdorf	22 Jul 77
GUM	14:39.84	Neil Weare	Claremont	19 Apr 02	PAN	14:27.45	Simón Alvarado	La Habana	28 Sep 86
GUY	14:07.08	Cleveland Forde	Buenos Aires	10 Nov 06	PAR	14:28.7	Ramón López	Concepción	15 Oct 86
HAI	14:05.92	Steeve Gabart	Philadelphia	23 Apr 09	PER	13:50.2	José Luis Rojas	Lima	31 May 14
HKG	14:56.6	Gi Ka Man	Hongkong	23 Feb 11	PHI	13:58.43	Eduardo Buenavista	Busan	10 Oct 02
HON	15:04.4	Jorge Elías Ponce	Budapest	6 Sep 84	PLE	13:33.41	Mohamed Baket	Hechtel	19 Jul 97
HUN	13:26.96	Balázs Csillag	Heusden	20 Jul 02	PLW	18:25.81	Nicholas Mangham	Kolonia	22 Jul 02
INA	14:02.12	Agus Prayogo	Rio de Janeiro	23 Jul 11	PNG	14:43.4	John Kokinai	Rabaul	10 Sep 72
IND	13:29.70	Bahadur Prasad	Birmingham	27 Jun 92	POL	13:17.69	Bronisław Malinowski	Stockholm	5 Jul 76
IRI	13:53.40	Hamid Sadjadi	Göteborg	11 Aug 95	POR	13:02.86	António Pinto	Zürich	12 Aug 98
IRL	13:03.53	Alistair Cragg	Bruxelles	16 Sep 11	PRK	13:53.9	Ryu Ok Hyon	Pyeongyang	13 May 87
IRQ	14:09.42	Abdulkarim Al-Sadi	Seoul	3 Oct 86	PUR	13:31.69	Joseph Rosa	Eugene	13 Jun 14
ISL	14:01.99	Kári Steinn Karlsson	Stanford	26 Mar 10	PYF*	14:41.6	Pascal Adams	St. Maur	31 Jul 88
ISR	13:31.45	Youssef Gezachw	Heusden	18 Jul 09	QAT	12:51.98	Saif Saaeed Shaheen	Roma	14 Jul 06
ISV‡	14:36.76	Eduardo Garcia	Starkville	14 May 15	ROU	13:15.0a	Ilie Floroiu	București	23 Jul 78
ITA	13:05.59	Salvatore Antibo	Bologna	18 Jul 90	RSA	13:11.44	Stephen Mokaka	Stellenbosch	18 Apr 15
IVB	15:22.0	Anderson Legair	Knoxville	12 Apr 97	RUS	13:11.99	Valeriy Abramov	Rieti	9 Sep 81
JAM	13:20.39	Kemoy Campbell	Stanford	2 May 15	RWA	13:11.29	Matheris Ntawulikura	Roma	9 Jun 92
JOR	14:07.46	Awad Hasini Sress	Hiroshima	16 Oct 94	SAM	15:42.62	Aunese Curreen	Apia	6 Sep 07
JPN	13:13.20	Takayuki Matsumiya	Heusden	28 Jul 07	SEN	14:29.7	Moussa Bâ	Dakar	4 Apr 91
KAZ	13:35.64	Sergey Navolokin	Podolsk	22 Aug 82	SEY	14:22.30	Simon Labiche	Nairobi	23 May 03
KEN	12:39.74	Daniel Komen	Bruxelles	22 Aug 97	SIN	14:51.09	Mok Ying Ren	Kanagawa	28 May 11
KGZ	13:34.2	Vadim Mochalov	Sochi	13 May 76	SKN*	15:57.9	Charles Morton	Charlotte Amalie	7 Apr 84
KIR	16:42.7	Teinakewe Tamuera	Adelaide	6 Feb 98	SLE	14:20.9	Hilton Gooding	Freetown	22 Mar 85
KOR	13:42.98	Baek Seung-Ho	Abashiri	17 Jul 10	SLO	13:32.8	Peter Svet	Berlin	12 Jun 74
KOS	14:18.0	Ismet Rushiti	Vukovar	8 Apr 82	SMR	14:43.5	Gian Luigi Macina	Bologna	4 Jul 96
KSA	12:58.58	Moukhded Al-Outaibi	Heusden	23 Jul 05	SOL	15:33.8	Chris Votu	Lae	27 Apr 03
KUW	14:20.03	Omar Awadh Al-Rashidi	Al-Kuwait	11 Mar 09	SOM	13:40.61	Abdi Abdirahman	Amherst	6 Jun 98
LAO	15:10.2	Kainchanh	Vientiane	6 Nov 00	SRB	13:31.2	Danijel Korica	Helsinki	30 Jun 71
LAT	13:34.2	Juris Grustiņš	Moskva	19 Jul 71	SRI	14:08.5	Kathan A. Chandradas	Colombo	20 Feb 04
LBA	13:34.99	Ali Zayed Mabrouk	Heusden	5 Aug 00	SSD‡	14:16.91	Kennedy Charicha	Turku	15 Jun 15
LBR	15:37.0	Nimley Twegbe	Kakata	27 May 84	STP	15:10.2	Gil Quintas	Folha Féde	3/4 Aug 13
LCA	14:25.20	Zepherinus Joseph	Ottawa	20 Jul 01	SUD	13:27.09	Mohamed Yagoub	Solihull	23 Jun 01
LES	13:42.99	Tau Khotso	Belville	8 Mar 02	SUI	13:07.54	Markus Ryffel	Los Angeles	11 Aug 84
LIB	14:33.68	Ali Awad	Zagreb	14 Aug 99	SUR	15:32.5	Rudi Madretsma	Paramaribo	3 Jan 54
LIE	15:07.8	Hugo Walser	Aarau	27 May 65	SVK	13:19.40	Róbert Štefko	Paris (St. Denis)	1 Jun 95
LTU	13:17.9	Aleksandras Antipovas	Sochi	8 Jun 79	SWE	13:17.59	Anders Gärderud	Stockholm	5 Jul 76
LUX	13:38.51	Justin Gloden	Louvain	3 Jun 83	SWZ	13:43.52	Sipho Dlamini	Durban	23 Apr 94
MAC	15:33.41	Lei Hong Wa	Banchiao	31 May 92	SYR	14:23.04	Salah Moustapha Habib	Alger	14 Jun 90
MAD	14:07.50	Fulgence Rakotondrasoa	Rabat	17 Jun 06	TAN	13:03.62	John Yuda	Roma	12 Jul 02
MAR	12:49.28	Brahim Lahfah	Bruxelles	25 Aug 00	TGA	17:07.6	Peau'afi Haukinima	Pirae	13 Sep 71
MAS	14:06.84	Munusamy Ramachandran	Troisdorf	5 Aug 94	THA	14:10.56	Srisung Boonthung	Izmir	19 Aug 05
MAW	14:08.0	Rodwell Kamwendu	Harare	1 Jul 00	TJK	14:07.44	Sergey Davitov	Moskva	20 Jun 83
MDA	13:47.6	Igor Braslavskiy	Kishinyov	25 Aug 83	TKM	13:55.45	Marly Sopyev	St. Petersburg	6 Jul 95
MDV	15:36.52	Hussain Riyaz	Dhaka	24 Dec 93	TKS	17:47.0	Garnet Jolly	Cockburn Town	22 Feb 85
MEX	13:07.79	Arturo Barrios	London	14 Jul 89	TLS	14:35.17	Aries José Pariera	Jakarta	22 Aug 97
MGL	14:18.53	Ser-Ord Bat-Ochir	Kobe	9 Jul 11	TOG	14:41.8	Malaba Sama Tchendo	Lomé	14 Jul 12
MHL	17:01.59	Elisha Woodall	Nikao	24 Jun 14		14:41.8	Moipah Kombate	Lomé	3/5 May 13
MKD	14:06.52	Steve Georgievski	Maribor	7 Aug 82	TPE	13:54.42	Wu Wen-Chien	Busan	10 Oct 02
MLI	14:23.2	Youssef Diallo	Cotonou	20 Jul 97	TTO	14:12.01	Ronnie Hallowise	Port-of-Spain	20 Jun 99
MLT	14:34.50	Frederick Baldacchino	Siracusa	24 Jul 94	TUN	13:13.94	Féthi Baccouche	Oslo	4 Jul 87
MNE	14:29.43	Osman Erović	Nova Gorica	10 May 87	TUR	13:00.31	Ali Kaya	Roma	4 Jun 15
MNT	17:16.34	Herman Lewis	Castries	4 May 91	UAE	13:49.74	Mohamed Ahmed Amer	Manila	4 Dec 93
MON*	14:48.2	Emile Battaglia	Marseille	13 Jun 48	UGA	15:02.72	Moses Kipsiro	Bruxelles	14 Sep 07
MOZ	14:26.6	Pedro Mulomo	Maputo	31 Mar 80	UKR	13:10.78	Sergiy Lebid	Berlin	6 Sep 02
MRI	14:08.90	Mike Félicité	St. Maur	15 Jun 94	URU	13:47.6	Néstor García	Montevideo	9 May 99
MTN	14:05.58	Mohamed Elbendir Kathari	Avilés	28 May 05	USA	12:53.60	Bernard Lagat	Monaco	22 Jul 11
MYA	14:11.28	Gopal Thein Vin	Manila	4 Dec 93	UZB	13:41.0	Ashur Normuradov	Podolsk	19 Aug 75
NAM	13:46.91	Lucketz Swartbooi	Fullerton	12 Mar 94	VAN	15:08.1	Tawai Keiruan	Port Vila	25 Jul 97
NCA	14:46.5	William Aguirre	La Habana	9 Feb 89	VEN	13:22.30	Freddy González	San Sebastián	3 Jul 04
NED	13:13.06	Kamiel Maase	Berlin	6 Sep 02	VIE	14:04.82	Nguyen Van Lai	Singapore	9 Jun 15
NEP	14:04.89	Rajendra Bahadur Bhandari	Athina	25 Aug 04	VIN	15:31.5	Pamenois Ballantyne	London	14 Jun 98
NFI	17:41.3	Graeme Donaldson	Middlegate	7 Apr 90	YEM	14:36.13	Nabil Mohammed Al-Garbi	Aleppo	16 Oct 10
NGR	14:15.50	Timon Gunem	Lagos	19 Jun 93	ZAM	13:25.25	Obed Mutanya	San Sebastián	18 Aug 01
NIG	14:21.4	Inni Abunbacar	St. Maur	6 Jul 83	ZIM	13:14.50	Phillimon Hanneck	Roma	8 Jun 94
NMI	16:55.52	Stuart Smith	Santa Rita	7 Jun 99					
NOR	13:06.39	Marius Bakken	Roma	2 Jul 04	<i>Superior indoor bests not ratified by federation as absolute record (‡)</i>				
NRU	18:29.8	Karl Teabuge	Port Moresby	18 Aug 69	CPV	13:56.46	Ruben Sança	Boston	29 Jan 10
NZL	13:10.19	Adrian Blincoe	Heusden	20 Jul 08	ISV	14:14.84	Eduardo Garcia	Ames	13 Feb 15
OMA	14:14.06	Qais Salim Al-Mahrooqi	Casablanca	25 Jun 11	SSD	14:04.07	Guor Marial	Notre Dame	6 Mar 09

COUNTRY	MARK	NAME	VENUE	DATE	COUNTRY	MARK	NAME	VENUE	DATE
Notes (*)					ERI	26:37.25	Zersenay Tadesse	Bruxelles	25 Aug 06
CPV		<i>Leao Carvalho – became a Portuguese citizen in 2002</i>			ESA	30:27.96	Rónald Ernesto Arias	La Habana	25 May 01
DMA		<i>Stephen Agar – eligible for Canada from 22 Jun 1998</i>			ESP	27:14.44	Fábian Roncero	Lisboa	4 Apr 98
FIN		<i>13:16.02 Martti Vainio Oslo 28 Jun 84 – annulled after doping revelations</i>			EST	27:40.61	Enn Sellik	Praha	29 Aug 78
MON		<i>14:39.0 Emile Battaglia Monaco 11 Aug 46 – in a training trial</i>			ETH	26:17.53	Kenenisa Bekele	Bruxelles	26 Aug 05
PFY		<i>Delys, formerly France – transferred to French Polynesia in 2010</i>			FIJ	31:32.0a	Usaia Sotutu	Provo	Apr 71
SKN		<i>15:50.46 Dale Chappell Eugene 29 Jun 14 – not ratified by federation</i>			FIN	27:30.99	Martti Vainio	Praha	29 Aug 78
					FRA	27:22.78	Antonio Martins	Oslo	4 Jul 92
					FSM	35:46.1	Elias Rodriguez	Mangilao	27 Mar 94
					GAB	30:30.5a	Jérôme Abi	Alger	20 Jul 78
					GAM	31:03.42	Ansu Sowe	Sacramento	20 May 11
					GBR	26:46.57	Mohamed Farah	Eugene	3 Jun 11
					GBS	33:04.04	Aruna Dabó	Casablanca	18 Jul 89
					GEO	28:16.15	Oleg Strizhakov	Seattle	25 Jul 90
					GEQ	31:52.2	José Ebatelo Nvo	Mongomo	7 Jul 02
					GER	27:21.53	Dieter Baumann	Barakaldo	5 Apr 97
					GHA	30:10.2	Alhaji Alhassan	Accra	30 Sep 89
					GIB	30:59.87	Michael Sánchez	Lerwick	10 Jul 05
					GRE	28:07.17	Spiridon Andriópoulos	Roma	29 Aug 87
					GRN	31:31.1	Emerald Frederic	St. George's	8 Mar 91
					GUA	28:50.25	José Amado García	Stanford	1 May 10
					GUI	32:27.5	Mohamed Malal Sy Savané	Conakry	28/29 Jun 89
					GUM	31:39.24	Johnson Lee	Monmouth	18 Apr 08
					HUY	31:14.14	Kelvin Johnson	Port-of-Spain	21 Jun 13
					HAU	29:18.03	Steeve Gabart	Stanford	27 Mar 09
					HKG	30:53.6	Gi Ka Man	Hongkong	28 Mar 12
					HON	30:44.8	Clovis Morales	Lüdenscheid	3 Aug 77
					HUN	28:01.88	Zoltán Kóaly	Oslo	6 Jul 91
					INA	29:25.77	Agus Prayogo	Guangzhou	26 Nov 10
					IND	28:02.89	Surendra Kumar Singh	Vigo	12 Jul 08
					IRI	29:22.65	Hamid Sadjadi	Atlanta	26 Jul 96
					IRL	27:39.55	Alistair Cragg	Stanford	29 Apr 07
					IRQ	30:06.0	Abdulkarim Al-Sadi	Mosul	9 Nov 86
					ISL	29:28.05	Kári Steinn Karlsson	Stanford	5 Apr 08
					ISR	28:09.52	Aimeru Almeida	Tel Aviv	18 Jan 15
					ISV*	29:36.26	Eduardo Garcia	Raleigh	27 Mar 15
					ITA	27:16.50	Salvatore Antibo	Helsinki	29 Jun 89
					JAM	28:32.44	Mark Elliott	Árhus	6 Jul 89
					JOR	29:24.35	Awad Hasini Sress	Hiroshima	10 Oct 94
					JPN	27:35.09	Toshinari Takaoka	Stanford	4 May 01
					KAZ	27:58.9	Anatoly Badrakov	Tashkent	3 Nov 78
					KEN	26:27.85	Paul Tergat	Bruxelles	22 Aug 97
					KGZ	28:00.9	Vadim Mochalov	Moskva	10 Jul 73
					KIR	36:46.2	Tara Mango	Suva	31 Aug 63
					KOR	28:23.62	Jeon Eun-Hoi	Yokohama	23 Oct 10
					KOS	30:47.0	Nexhmidin Ibishi	Beograd	29 May 71
					KSA	27:31.61	Mokhled Al-Outaibi	Radès	9 Jun 12
					KUW*	30:57.04	Omar Awadh Al-Rashedi	Al-Kuwait	16 Mar 08
					LAO	31:52.66	Sinlasone Sanith	Sydney	21 Aug 96
					LAT	28:25.8	Genadijs Hlilstovs	Moskva	3 Jun 73
					LBA	28:48.53	Ali Zayed Mabrouk	Praha	14 Jun 99
					LBR	33:04.0	Nimley Twegbe	Monrovia	Sep 84
					LCA	29:48.97	Zepherinus Joseph	Tallahassee	23 Mar 01
					LES	28:28.22	Tau Khotso	Port Elizabeth	1 Mar 02
					LIB	30:36.73	Ali Awad	Tunis	8 Jul 95
					LIE	31:29.18	Roland Wille	Düßendorf	7 Jul 94
					LTU	27:31.50	Aleksandras Antipovas	Praha	29 Aug 78
					LUX	28:46.4	Justin Gloden	Louvain	15 Jun 84
					MAC	32:40.0	Fong Kim Fong	Guangzhou	Mar 89
					MAD*	28:42.0a	Jules Randrañarivelo	Moskva	21 Jul 99
					MAR	26:38.08	Salah Bissou	Bruxelles	23 Aug 96
					MAS	29:30.19	Munusamy Ramachandran	Victoria, BC	27 Aug 94
					MAW	29:11.13	Rodwell Kamwendu	Manchester	26 Jul 02
					MDA	28:16.4	Vasily Nikolayev	Vilnius	18 Jul 78
					MDV	34:33.46	Hussain Haleem	New Delhi	15 Nov 89
					MEX	27:08.23	Arturo Barrios	Berlin	18 Aug 89
					MGL	29:43.79	Ser-Od Bat-Ochir	Guangzhou	14 Nov 09
					MHL	40:11.92	Bob Sholar	Koror	3 Aug 98
					MKD*	30:25.1	Milan Madžgalj	Beograd	28 Jun 80
AFG	33:25.6	Nouruddin	Kaboul	61					
ALB	29:41.5	Isuf Curri	Tiranë	21 Oct 89					
ALG	27:58.03	Khoudir Aggoune	St. Maur	6 Jun 08					
AND	29:47.74	Toni Bernadó	Barcelona	16 Mar 03					
ANG	28:31.09	João N'Tyamba	Sevilla	24 Aug 99					
ANT	33:32.6	Tyrone Thibou	Bridgetown	86					
ARG	27:38.72	Antonio Silió	Bruxelles	3 Sep 93					
ARM	29:52.8	Artashes Mikoyan	Kishinyov	20 Jul 76					
ARU	29:12.53	Kimball Reynerise	Leiden	14 May 86					
ASA	34:28.0	Sailala Soillai	Pirae	9 Sep 71					
AUS	27:24.95	Ben St. Lawrence	Stanford	1 May 11					
AUT	27:36.46	Günther Weidlinger	Stanford	4 May 08					
AZE	29:30.6	Konstantin Ryabov	Baku	80					
BAH	31:23.0	Philip Watkins	Jackson	87					
BAN	30:27.7	Mohd Eliyussiddin	Dhaka	18/20 Mar 99					
BAR	30:44.30	Leo Garnes	Albany	22 Apr 93					
BDI	27:20.38	Aloys Nizigama	London	7 Jul 95					
BEL	26:52.30	Mohamed Mourhit	Bruxelles	3 Sep 99					
BEN	31:24.6	Imorou Zato	Cotonou	18 Jul 97					
BER	30:20.54	Lamont Marshall	Philadelphia	28 Apr 11					
BHU	38:39.7	Dhoman Tenzin	Kathmandu	22 Sep 84					
BIH	29:29.8	Sead Kondo	Sarajevo	7 Jun 75					
BIZ	34:55.45	Novian Middleton	Atlanta	14 Apr 11					
BLR	27:41.89	Aleksandr Fedotkin	Bruxelles	4 Sep 79					
BOL	29:05.75	Johnny Pérez	Santiago/CHI	28 Oct 84					
BOT	27:48.2	Matthews Motshwarute	Stellenbosch	7 May 79					
BRA	28:28.12	Marilson dos Santos	Neerpelt	2 Jun 07					
BRN	27:21.40	Hasan Mahboob Ali	Wageningen	30 May 12					
BRU	33:56.35	Sifli Anak Ahar	Hanoi	8 Dec 03					
BUL	27:56.26	Evgeni Ignatov	Oslo	2 Jul 88					
BUR	31:31.0	Charles Néboua	Ouagadougou	20 Apr 96					
CAF	30:41.5	Jules Yadagba	Bangui	12 Jul 03					
CAM	33:40.2	Suos Chhin	Phnom Penh	Sep 66					
CAN	27:07.51	Cam Levins	Edmonte	29 May 15					
CAY	33:29.01	Nicholas Akers	Eugene	6 Aug 78					
CGO	30:48.27	Obva Elengha	Al-Qâhira	22 Sep 91					
CHA	30:47.29	Yaya Ismail	Seoul	23 Sep 88					
CHI	28:05.61	Mauricio Diaz	Sydney	22 Sep 00					
CHN	28:08.67	Ren Longyuan	Wuhan	1 Nov 07					
CIV	31:35.2	Bassirima Soro	Abidjan	5 Mar 94					
CMR	30:07.3	Pierre Foka	Yaoundé	26 Aug 95					
COD	28:57.28	Danny Tshidind Kassap	Hamilton	9 Jul 03					
COK	35:23.0a	Muriaro Ngaro	Suva	30 Aug 79					
COL	27:53.02	Domingo Tibaдуiza	Wien	11 Jun 78					
COM	32:28.0	Mmadi Nouridine	Moroni	Aug 89					
CPV	29:09.51	Nélson da Cruz	Lisboa	28 Jun 08					
CRC	28:48.4	Rafael Á. Pérez	Knoxville	8 May 76					
CRO	28:24.32	Slavko Petrović	Barakaldo	2 Apr 05					
CUB	28:48.96	Ignacio A. Cuba	La Habana	10 Feb 89					
CYP	28:26.87	Marios Kassianidis	Praha	19 Jun 81					
CZE	27:47.90	Jan Pešava	Praha	8 Jun 98					
DEN	27:54.76	Carsten Jørgensen	Lisboa	4 Apr 98					
DJI	28:17.4	Ahmed Salah	Rabat	12 Jul 84					
DMA	31:53.3	Stephen Agar	St. George's	16 Apr 89					
DOM	30:25.1	Domingo de Motta Batista	Porto Ordaz	4 Jul 88					
ECU	27:32.59	Byron Piedra	Stanford	1 May 11					
EGY	29:34.0	Abdel Hamid Khamis	Kiev	12 Sep 71					

COUNTRY	MARK	NAME	VENUE	DATE	COUNTRY	MARK	NAME	VENUE	DATE
CHN	2:08:15	Ren Longyun	Beijing	21 Oct 07	LBA	2:13:33	Ali Zayed Mabrouk	Milano	23 Nov 08
CIV*	2:22:19	Bassirima Soro	Miami	2 Feb 03	LBR	3:00:16	Raymond Dovenon	Monrovia	25 Aug 13
CMR	2:18:35	Paul Kutéé	Palermo	8 Dec 93	LCA	3:16:06	Zepherinus Joseph	St Paul	5 Oct 03
COD	2:08:40	Mwenzé Kalombo	Paris	4 Apr 99	LES	3:10:55	Thabiso Moqhal	London	12 Apr 92
COK	2:51:26	Muriaroa Ngaro	Avarua	3 May 80	LIE	2:20:31	Hussein Awada	Beyrouth	7 Nov 10
COL	2:11:17	Carlos Grisales	Boston	15 Apr 96	LJB	2:23:55	Marcel Tschopp	Chicago	9 Oct 11
COM	2:35:43	Youssef Gagou	St. Paul/REU	18 Sep 88	LTU	2:12:35	Česlovas Kundrotas	Frankfurt	26 Oct 97
CPV	2:18:47	Ruben Sança	Rotterdam	10 Apr 11	LUX	2:14:03	Justin Gloden	Frankfurt	19 May 85
CRC	2:13:23	José L. Molina	Los Angeles	3 Mar 96	MAC	2:28:22	Lam Weng Hei	Melbourne	5 Jun 94
CRO	2:17:05	Drago Paripović	Bologna	29 Mar 92	MAD	2:17:14	Jules Randrianarivelo	Moskva	29 Jul 79
CUB	2:10:53	Ignacio A. Cuba	Mérida	13 Dec 92	MAR	2:05:27	Jaouad Gharib	London	26 Apr 09
CYP	2:19:51	Marios Kassianidis	Brisbane	8 Oct 82	MAS*	2:28:36	Chan Yew Woo	Montréal	5 Sep 10
CZE	2:11:57	Karel David	Hamburg	23 May 93	MAW	2:17:18	Smartex Tambala	Las Vegas	2 Feb 91
DEN	2:09:43	Henrik Jørgensen	London	21 Apr 85	MDA	2:08:32	Jaroslaw Maminschi	Düsseldorf	2 May 10
DJI	2:07:07	Ahmed Salah	Rotterdam	17 Apr 88	MDV	2:45:03	Hussain Haleem	Islamabad	24 Oct 89
DMA	3:13:32	Calvin Auguiste	New York	3 Nov 13	MEX	2:07:19	Andrés Espinosa	Boston	18 Apr 94
DOM	2:20:59	Pablo Arroyo	La Vega	28 Dec 86	MGL	2:08:50	Ser-Od Bat-Ochir	Fukuoka	7 Dec 14
ECU	2:09:49	Silvio Guerra	Chicago	19 Oct 97	MKD	2:25:06	Trpe Martinovski	Novi Sad	17 Sep 00
EGY	2:19:39	Aissa Rizk Abou Daif	El Arish	25 Dec 97	MLI	2:34:16	Siaka Sangaré	Bamako	23 Jan 11
ERI	2:07:27	Yared Asmeron	Chuncheon	23 Oct 11	MLT	2:26:29	Jonathan Balzan	Sliema	24 Feb 08
ESA	2:26:57	Victor Vásquez	Teguicigalpa	13 Jan 90	MNE	2:24:18	Drago Musić	Podgorica	4 Oct 98
ESP	2:06:52	Julio Rey	Hamburg	23 Apr 06	MON	2:59:26	Pierre Maccario	Nice	23 Mar 89
EST	2:08:53	Pavel Loskutov	Paris	7 Apr 02	MOZ	2:31:20	Issufo Yancubo	Macao	4 Dec 11
ETH	2:03:59	Haile Gebrselassie	Berlin	28 Sep 08	MRI	2:21:57	David Carver	Paris	12 Apr 15
FIJ	2:23:33	Binesh Prasad	Las Vegas	4 Feb 89	MTN	2:43:10	Majid Touré	Rotterdam	13 Apr 08
FIN	2:10:46	Janne Holmén	Rotterdam	13 Apr 08	MYA	2:19:57	Soe Khin	Bangkok	17 Dec 78
FRA	2:06:36	Benoît Zwierchiewski	Paris	6 Apr 93	NAM	2:09:08	Luckiet Swartbooi	Tegou	18 Apr 94
FSM	2:52:29	Elias Rodriguez	San Antonio/NMI	14 Jul 90	NCA	2:20:39	William Aguirre	Teguicigalpa	13 Jan 90
GAB	2:31:59	Jean-Marc Léandro	Cannes	9 Nov 08	NED	2:08:21	Kamiel Maese	Amsterdam	21 Oct 07
GAM	2:23:10	Baba Nije	Banjul	12 Dec 93	NEP	2:15:03	Baikuntha Manandhar	Calcutta	22 Nov 87
GBR	2:07:13	Steve Jones	Chicago	20 Oct 85	NFI	3:30:20	James Donaldson	Manchester	28 Jul 02
GBS	2:29:04	Joaquim Moreira da Silva	Lisboa	8 Nov 87	NGR	2:16:06	Mohamed Abbas	Lagos	11 Nov 90
GEO	2:19:12	Vitaliy Gedevanishvili	Tbilisi	24 May 87	NIG	2:25:05	Abdou Manzo	Seoul	2 Oct 88
GEQ	3:02:00	Cándido Owono Nsang	Barcelona	15 Mar 92	NMI	2:44:44	Eli Torgeson	Boston	17 Apr 06
GER	2:08:47	Jörg Peter	Tokyo	14 Feb 88	NOR	2:10:17	Geir Kvernmo	London	10 May 87
GHA	2:18:43	Emmanuel Amoo	Lagos	11 Nov 90	NRU	3:48:06	Karl Hartmann	Nauru	68
GIB	2:32:02	Jimmy Parodi	Gibraltar	6 Apr 85	NZL	2:08:59	Rodney Dixon	New York	23 Oct 83
GRE	2:12:04	Spiridon Andriópoulos	Berlin	9 Oct 88	OMA	2:46:59	Awad Shaaban Al-Sameer	Seoul	2 Oct 88
GRN	2:46:50	Findlay O'Neal	Port-of-Spain	4 Jun 95	PAK	2:14:11	Naseer Ahmed	Rawalpindi	19 Oct 03
GUA	2:12:53	Alfredo Arévalo	Ottawa	30 May 04	PAN	2:22:51	Juan Solís	Cd. de Panamá	24 Aug 85
GUI	2:56:20	Alhassane Bah	Warendorf	26 Jun 87	PAR	2:20:48	Roge Cabrera	Asunción	19 Aug 01
GUM*	2:33:53	Wayne Blas	München	10 Oct 10	PER	2:11:01	Jair-Manuel Pacheco	Rotterdam	12 Apr 15
GUY	2:25:02	Andrew Smith	Louisville	29 May 04	PHI	2:18:44	Eduardo Buenavista	Oita	1 Feb 04
HAI	2:14:22	Dieudonné Lamothe	Gagny	16 Apr 88	PLE	2:29:28	Ihab Salama	Rotterdam	16 Apr 00
HKG	2:24:51	Ng Fai Yeung	Shenzhen	9 Feb 92	PLW	6:21:03	Kambes Kesolai	Koror	5 Apr 08
HON	2:17:49	Clovis Morales	Porz	24 Apr 77	PNG	2:28:13	Tau John Tokwepota	Honolulu	7 Dec 80
HUN	2:12:10	Csaba Szűcs	Paris	25 Apr 93	POL	2:07:39	Henryk Szto	Otsu	4 Mar 12
INA	2:19:18	Edwardus Nabunome	Jakarta	12 Sep 93	POR	2:06:36	António Pinto	London	16 Apr 00
IND	2:12:00	Shivnath Singh	Jullundur	28 May 78	PRK*	2:09:26	Li Jong Hyong	Pyeongyang	19 Oct 83
IRI	2:17:41	Mohamed Jafar Moradi	Dubai	23 Jan 15	PUR	2:12:43	Jorge González	Caracas	28 Aug 83
IRL	2:09:15	John Treacy	Boston	18 Apr 88	PYF	2:25:28	Jean-Louis Bounhoure	Apia	7 Aug 83
IRQ	2:21:54	Sadoun Nasser Hafidh	Baghdad	5 Feb 82	QAT	2:07:19	Mubarak Hassan Shami	Paris	15 Apr 07
ISL	2:17:12	Kári Steinm Karlsson	Berlin	25 Sep 11	ROU	2:12:30	Catalin Andreica	Praha	3 Sep 78
ISR	2:14:21	Haile Satain	Venezia	26 Oct 03	RSA	2:06:33	Gert Thys	Tokyo	14 Feb 99
ISV	2:27:23	Calvin Dallas	Port-of-Spain	22 May 88	RUS	2:09:07	Aleksey Sokolov	Dublin	29 Oct 07
ITA	2:07:22	Stefano Baldini	London	23 Apr 06	RWA	2:09:55	Mathias Ntwilikurura	London	16 Apr 00
IVB	2:36:54	Rasalula Nagarit	Baltimore	11 Oct 08	SAN	2:41:50	Amani Tapusoa	Apia	22 Mar 69
JAM	2:16:39	Derrick Adamson	Philadelphia	25 Nov 84	SEN	2:30:44	Chèikh Niayaye	Seoul	17 Mar 02
JOR	2:17:24	Methqal Ma'ruf Abu Draï	Marrakech	25 Jan 15	SEY	2:25:48	Albert Marie	Victoria/SEY	23 Oct 88
JPN	2:06:16	Toshinari Takaoka	Chicago	13 Oct 02	SIN	2:24:22	Murugiah Rameshon	Chiangmai	13 Dec 95
KAZ	2:11:59	Nikolay Penzin	Praha	3 Sep 78	SKN	2:38:48	Jesse Mulcaire	New York	5 Nov 89
KEN	2:02:57	Dennis Kipruto Kimitto	Berlin	28 Sep 14	SLE	2:33:38	Idrissa Kargbo	London	13 Apr 14
KGZ	2:11:16	Satymluk Dzhumazarov	Moskva	24 May 80	SLO	2:11:50	Roman Kejžar	Torino	26 Mar 00
KOR	2:07:20	Lee Bong-Ju	Tokyo	13 Feb 00	SMR	2:21:19	Gian Luigi Macina	Carpri	27 Oct 91
KOS	2:29:36	Rexhep Ajvazaj	Las Vegas	9 Feb 97	SOL	2:36:16	Mackay Talasasa	Brisbane	8 Oct 82
KSA	2:20:35	Abdullah Al-Sadiq	Budapest	30 Sep 01	SOM	2:17:24	Ahmed Mohamed Ismail	Detroit	19 Oct 86
KUW	2:34:25	Ateya Seoud Khalaf	Bangkok	17 Dec 78	SRB*	2:13:57	Borislav Dević	Houston	15 Jan 95
LAO	2:43:45	Sysavath Thammavongchit	Vientiane	24 Feb 13	SRI	2:13:47	Anuradha Cooray	London	26 Apr 15
LAT	2:14:33	Valērijs Žolnerovičs	Frankfurt	27 Oct 13	SSD	2:14:32	Guor Marial	St Paul	2 Oct 11

COUNTRY	MARK	NAME	VENUE	DATE	COUNTRY	MARK	NAME	VENUE	DATE
STP	2:38:32	Mário Pitra	Brazzaville	29 Jun 80	BLR	8:25.2	Aleksandr Vorobey	Moskva	6 Jul 80
SUD	2:19:51	John Narat	Khartoum	10 Mar 77	BOL	8:58.6	Johnny Pérez	Bucaramanga	31 Oct 79
SUI	2:07:23	Viktor Röthlin	Tokyo	17 Feb 08	BOT	8:44.1	Reuben Rathedi	Wichita	29 May 81
SUR	2:39:11	Radjinder Patan	Paramaribo	27 Nov 05	BRA	8:14.41	Wänder do Prado Moura	Mar del Plata	22 Mar 95
SVK	2:09:53	Róbert Štefko	London	26 Apr 98	BRN	8:06.13	Tareq Mubarak Taher	Athina	13 Jul 09
SWE	2:10:38	Kjell-Erik Ståhl	Helsinki	14 Aug 83	BRU	9:42.35	Roslan Baha	Singapore	22 Jul 87
SWZ	2:12:55	Richard Mabuza	Christchurch	31 Jan 74	BUL	8:20.87	Mitko Tsenov	Huelva	12 Jun 84
SYR	2:26:27	Ahmed Saker	Latakia	6 Dec 85	BUR	9:25.0	Boukary Ouedraogo	Ouagadougou	25 Jun 86
TAN	2:08:01	Juma Ikangaa	New York	5 Nov 89	CAF	8:51.22	Christian Yago	St. Maur	14 Jun 00
	2:08:01	Samson Ramadhani	London	13 Apr 03	CAM	10:05.0	Nhea Khay	Jakarta	14 Nov 63
TGA	2:45:04	Tongia Vakaafi	Phoenix	2 Mar 13	CAN	8:11.64	Matt Hughes	Moskva	15 Aug 13
THA	2:19:33	Jirattikarn Boonma	Chiangmai	29 Jan 95	CAY	12:12.29	Junio Hurlston	St. Peter Port	29 Jun 03
TJK	2:18:40	Anatoliy Belogurov	Moskva	20 Jun 80	CGO	9:05.58	Emmanuel Mpioh	Los Angeles	6 Aug 84
TKM	2:15:53	Rashid Kakadshanov	Uzghorod	5 Oct 80	CHA	9:59.6	Benoît Kassiré	Brazzaville	20 Jul 65
TKS	3:47:57	Todd Foss	Chicago	10 Oct 04	CHI	8:28.99	Emilio Ulloa	Los Angeles	8 Aug 84
TLS	2:30:04	Augusto Ramos Soares	Vientiane	15 Dec 09	CHN	8:10.46	Sun Ripeng	Shanghai	19 Oct 97
TOG	2:30:17	Outcha Amewouho	Lomé	11 Nov 90	CIV	9:29.6	Lassina Konaté	Abidjan	8 Apr 72
TPE	2:14:35	Hsu Gi-Sheng	Oita	5 Feb 95	CMR	9:16.19	Essau Ade Nji	Lagos	15 Jan 73
TTO	2:13:03	Ronnie Holassie	Cleveland	29 Apr 01	COD	8:41.92	Patrick Tambwé	Obernai	29 Jul 01
TUN	2:12:36	Tahar Mansouri	Marrakech	14 Jan 96	COK	10:51.71	Uaongo Areal	Avarua	3 Aug 85
TUR	2:10:25	Mehmet Terzi	London	10 May 87	COL	8:28.6	Gerald Giraldo	Trujillo	29 Nov 13
UAE	2:23:42	Jassim Abbas Ali	Dubai	11 Jan 02	COM	10:19.1a	Salim Abdallah	Saint-Denis/REU	31 Aug 79
UGA	2:06:33	Stephen Kiprotich	Tokyo	22 Feb 15	CPV	9:42.80	António Zeferino	Maia	25 Jun 95
UKR	2:07:15	Dimitriy Baranovskyi	Fukuoka	3 Dec 06	CRC	8:48.59	Francisco Gómez	La Habana	25 Apr 04
URU	2:12:48	Néstor García	Chicago	24 Oct 99	CRO	8:40.1	Slobodan Crnokrak	Karlovac	31 May 87
USA*	2:05:38	Khalid Khannouchi	London	14 Apr 02	CUB	8:26.16	José Sánchez	La Habana	19 Jun 09
UZB	2:13:28	Vladimir Beloborodov	Mogilev	15 Jun 85	CYP	8:24.01	Philippos Philippou	Casablanca	15 Sep 83
VEN	2:11:25	Carlos Tarazona	Cleveland	30 Apr 00	CZE	8:23.8	Dušan Moravčík	Praha	17 Sep 72
VIE	2:21:51	Nguyen Chi Dong	Hanoi	12 Dec 03	DEN	8:23.56	Flemming Jensen	Hengelo	19 Jul 87
VIN	2:15:30	Pamenos Ballantyne	Port-of-Spain	26 Jan 03	DJI	8:31.93	Mohamed Ismail Ibrahim	Sollentuna	25 Jun 15
YEM	2:40:41	Mohamed Al Saadi	Atlanta	4 Aug 96	DMA	9:29.10	Neehall Philogene	St. Charles	1 May 99
ZAM	2:11:35	Jordan Chipangano	Duluth	20 Jun 15	DOM	8:48.35	Álvaro Abreu	Gainesville	3 Apr 15
ZIM	2:09:52	Cuthbert Nyasango	Praha	11 May 14	ECU	8:48.50	Pablo Ramírez	Mar del Plata	5 Apr 97

Notes (*)	
ASA	2:14:17 Gary Fanelli Montréal 6 Sep 80 – as a US citizen
CIV	2:18:32 Bassiima Soro Tucson 3 Dec 00 – downhill (drop of 654m)
GUM	2:33:20 Wayne Blas Boston 20 Apr 15 – downhill point-to-point course
MAS	2:25:07 Chan Yew Woo, Duluth, 16 Jun 12, extremely downhill
PRK	Rumours are that the record recognised by the federation was achieved on a short course. Alternative best – 2:10:50 Kim Jung-Wong Pyongyang 10 Mar 96
SRB	2:12:40 Sreten Ninković Austin 17 Feb 02 downhill
USA	2:04:58 Ryan Hall Boston 18 Apr 11 – downhill point-to-point course and wind-assisted

3000 Metres Steeplechase				
ALB	8:43.26	Krenar Meçani	Sérres	12 Aug 89
ALG	8:10.23	Laid Bessou	Monaco	18 Aug 00
AND	8:47.45	Josep Sansa	Barcelona	14 Jul 99
ANG	8:56.79	Aurélio Miti	Lisboa	30 Jul 94
ANT	9:54.5	Tyrone Thibou	Port-of-Spain	31 Jul 82
ARG	8:25.63	Marcelo Cascabelo	Beograd	4 Jun 89
ARM	8:27.88	Artashes Mikoyan	München	29 May 76
ARU	9:35.9	Kimball Reynierse	Remscheid	16 Aug 80
ASA	12:00.56	Frank Paaga	Tafuna	16 Aug 97
AUS	8:16.22	Shaun Creighton	Lille	2 Jul 93
AUT	8:10.83	Günther Weidlinger	Sevilla	21 Aug 99
AZE	8:52.0	Nikolay Kotov	Baku	19 May 74
BAH	9:43.2	David Ferguson	Long Beach	4 May 96
BAN	9:04.6	Shamsuddin	Dhaka	81
BAR	9:07.3	Leo Garnes	Bridgetown	7 Jun 92
BDI	8:36.19	Hilaire Ntrampéba	Bondoufle	12 Jul 94
BEL	8:10.01	William Van Dijk	Bruxelles	5 Sep 86
BEN	9:21.21	Mohamet Adam	Porto Novo	29 Jun 12
BER	8:53.6	Terrance Armstrong	Williamsburg	5 Apr 96
BIH	8:31.0	Bilko Kačar	Øvre Årdal	29 Aug 81
BIZ	10:07.16	Novian Middleton	Atlanta	15 Apr 11

BLR	8:25.2	Aleksandr Vorobey	Moskva	6 Jul 80
BOL	8:58.6	Johnny Pérez	Bucaramanga	31 Oct 79
BOT	8:44.1	Reuben Rathedi	Wichita	29 May 81
BRA	8:14.41	Wänder do Prado Moura	Mar del Plata	22 Mar 95
BRN	8:06.13	Tareq Mubarak Taher	Athina	13 Jul 09
BRU	9:42.35	Roslan Baha	Singapore	22 Jul 87
BUL	8:20.87	Mitko Tsenov	Huelva	12 Jun 84
BUR	9:25.0	Boukary Ouedraogo	Ouagadougou	25 Jun 86
CAF	8:51.22	Christian Yago	St. Maur	14 Jun 00
CAM	10:05.0	Nhea Khay	Jakarta	14 Nov 63
CAN	8:11.64	Matt Hughes	Moskva	15 Aug 13
CAY	12:12.29	Junio Hurlston	St. Peter Port	29 Jun 03
CGO	9:05.58	Emmanuel Mpioh	Los Angeles	6 Aug 84
CHA	9:59.6	Benoît Kassiré	Brazzaville	20 Jul 65
CHI	8:28.99	Emilio Ulloa	Los Angeles	8 Aug 84
CHN	8:10.46	Sun Ripeng	Shanghai	19 Oct 97
CIV	9:29.6	Lassina Konaté	Abidjan	8 Apr 72
CMR	9:16.19	Essau Ade Nji	Lagos	15 Jan 73
COD	8:41.92	Patrick Tambwé	Obernai	29 Jul 01
COK	10:51.71	Uaongo Areal	Avarua	3 Aug 85
COL	8:28.6	Gerald Giraldo	Trujillo	29 Nov 13
COM	10:19.1a	Salim Abdallah	Saint-Denis/REU	31 Aug 79
CPV	9:42.80	António Zeferino	Maia	25 Jun 95
CRC	8:48.59	Francisco Gómez	La Habana	25 Apr 04
CRO	8:40.1	Slobodan Crnokrak	Karlovac	31 May 87
CUB	8:26.16	José Sánchez	La Habana	19 Jun 09
CYP	8:24.01	Philippos Philippou	Casablanca	15 Sep 83
CZE	8:23.8	Dušan Moravčík	Praha	17 Sep 72
DEN	8:23.56	Flemming Jensen	Hengelo	19 Jul 87
DJI	8:31.93	Mohamed Ismail Ibrahim	Sollentuna	25 Jun 15
DMA	9:29.10	Neehall Philogene	St. Charles	1 May 99
DOM	8:48.35	Álvaro Abreu	Gainesville	3 Apr 15
ECU	8:48.50	Pablo Ramírez	Mar del Plata	5 Apr 97
EGY	8:55.1	Abdel Rasoul El Badry	El Maadi	13 Apr 00
ERI	8:28.97	Weynay Gebreselassie	Oordegem	26 May 12
ESA	9:04.20	Erick Bonilla	San Germán	5 Apr 02
ESP	8:07.44	Luis M. Martín	Bruxelles	30 Aug 02
EST	8:29.6	Ilmar Tuus	Moskva	31 Jul 71
ETH	8:06.16	Roba Gari	Doha	11 May 12
FIJ	8:48.0	Usaia Sotutu	Seattle	17 Jun 71
FIN	8:10.67	Jukka Keskiälä	Zürich	28 Aug 09
FRA	8:00.09	Mahiedine Mekhissi-Benabbad	Paris (St. Denis)	6 Jul 13
GAB	9:31.2	Philémon Moupaka	Libreville	1 Apr 79
GAM	9:45.50	Peter Ceesay	Wichita	15 Apr 89
GBR	8:07.96	Mark Rowland	Seoul	30 Sep 88
GBS	10:06.22	Mussa Djau	Beja	5 Jun 13
GEO	8:28.0	Sergey Skripka	Moskva	11 Jun 77
GEQ	9:04.54	Roberto Caracciolo Mandje	San Diego	7 Jun 08
GER	8:09.48	Damian Kallabis	Zürich	11 Aug 99
GHA	8:57.54	Robert Hackman	München	1 Sep 92
GIB*	10:34.95	Christopher Walker	Douglas	12 Jul 01
GRE	8:24.01	Philippos Philippou	Casablanca	15 Sep 83
GUA	8:46.45	Hugo-Allan García Molina	Kobe	2 Sep 85
GUI	10:27.2	Mamadou Diallo	Dakar	18 Jul 70
GUM	9:38.98	Brent Butler	San Francisco	16 Mar 96
GUY	10:03.0	Clement Fields	Georgetown	9 Aug 59
HAI	10:36.2	St. Joseph Anilis	Lübeck	5 Aug 72
HKG	9:19.43	Chan Ka Ho	Hongkong	1 Apr 12
HON	9:23.6	Hipólito López	Cd. de México	Apr 76
HUN	8:17.97	Gábor Markó	Potsdam	21 Jul 84
INA	8:55.91	Mohammad Al-Quraishi	Palembang	12 Nov 11
IND	8:30.88	Gopal Saini	Tokyo	5 Jun 81
IRI	8:33.89	Hamid Sadjadi	Kuala Lumpur	19 Oct 91
IRL	8:24.09	Brendan Quinn	Bruxelles	30 Aug 85
IRQ	8:49.52	Mohammed Khassaf Al-Maleky	Incheon	2 Sep 05
ISL	8:46.20	Sveinn Margeirsson	Boras	12 Jun 03
ISR	8:24.14	Itai Magidi	Longeville-Metz	4 Jul 08
ISV	9:25.30	Juan Robles	Ponce	24 Apr 09
ITA	8:08.57	Francesco Panetta	Roma	5 Sep 87

COUNTRY	MARK	NAME	VENUE	DATE	COUNTRY	MARK	NAME	VENUE	DATE
IVB	9:30.26	Anderson Legair	Athens, GA	2 May 98	SIN	9:11.24	Mathevan Maran	Kuala Lumpur	19 Oct 91
JAM	8:52.82	Lionel Scott	Indianapolis	4 May 85	SLE	9:15.61	Modupeh Jonah	Al-Kuwait	1 Nov 89
JOR	8:40.74	Jihad Al-Balawi	Lübeck	7 Jul 90	SLO	8:16.96	Boštjan Buč	Ostrava	12 Jun 03
JPN	8:18.93	Yoshitaka Iwamizu	Paris (St. Denis)	23 Aug 03	SMR	9:25.85	Matteo Zaferani	Bologna	8 Jul 99
KAZ	8:24.13	Artyom Kosinov	Moskva	11 Jun 12	SOL	9:34.86	Primo Higa	Tafuna	16 Aug 97
KEN	7:53.64	Brimin Kiprop Kipruto	Monaco	22 Jul 11	SOM	8:50.31	Mohd Abdulkader Sheikh Ali	Rovereto	20 Jul 14
KGZ	8:38.4	Aiyin Isakov	Moskva	4 Jul 80	SRB	8:28.80	Vule Maksimović	Budapest	4 Sep 89
KIR	12:03.70	Peter Birati	Honiara	11 Jul 81	SRI	8:45.53	Shanta Mendis	Colombo	28 Jun 98
KOR	8:42.86	Jin Soo-Sun	Seoul	10 Jun 90	STP	10:08.0	Mário Pimenta	Luanda	25 Aug 81
KOS	9:12.8	Mustafë Shabani		70	SUD	8:34.13	Moussa Youssef Idriss	Tanger	13 Jul 08
KSA	8:08.14	Saad Shaddad Al-Asmari	Stockholm	16 Jul 02	SUI	8:22.24	Christian Belz	Hengelo	4 Jun 01
KUW	8:35.62	Omar Awadh Al-Rashidi	Algier	29 May 08	SVK	8:32.7	Milan Slovák	Banská Bystrica	6 Aug 78
LAO	9:37.41	Sysavath Thammavongchit	Singapore	12 Jun 15	SWE	8:05.75	Mustafa Mohamed	Heusden	28 Jul 07
LAT	8:31.35	Gatis Deksnis	Moskva	4 Sep 88	SYR	8:34.66	Salah Moustapha Habib	Kuala Lumpur	19 Oct 91
LBA	9:25.2	Khamis Mohamed Bilal	Tripoli	8 Apr 87	TAN	8:12.48	Filbert Bayi	Moskva	31 Jul 80
LBR	9:40.81	Toartou Kargou	Baton Rouge	12 Apr 03	TGA	10:31.95	Peau'afi Haukinima	Suva	1 Sep 79
LES	10:34.96	Bokang Moketsi	Bulawayo	13 Dec 14	THA	8:52.47	Jirasak Suththichart	Hanoi	8 Dec 03
LIB	9:02.73	Nabil Choueri	Tunis	22 Aug 81	TJK	8:46.4	Anatoliy Belogurov	Moskva	15 Apr 80
LIE	10:08.37	Florian Hilti	Zenica	24 Jun 07	TKM	8:50.43	Igor Zaynalov	Kiev	18 Jul 88
LTU	8:22.2	Vladimiras Dudinas	Kiev	19 Aug 69	TLS	9:14.4	Aries José Pariera	Jakarta	21 May 93
LUX	8:40.3	Francis Hoesser	Luxembourg	20 Jul 84	TOG	9:05.55	Malaba Sama Tchendo	Bamako	18 May 13
MAC	10:13.99	H. Carvalho	Hongkong	16 Apr 89	TPE	8:34.76	Wu Wen-Chien	Busan	9 Oct 02
MAD	8:50.8	Augustin Ravaolahy	St. Paul/REU	11 Aug 98	TTO	8:49.82	Quintin John	Raleigh	27 May 94
MAR	7:55.28	Brahim Boulami	Bruxelles	24 Aug 01	TUN	8:14.05	Amor Benyahia	Mersin	28 Jun 13
MAS	8:59.10	Nainasagoram Shanmuganathan	Kuala Lumpur	17 Sep 98	TUR*	8:17.85	Tarik Langat Akdag	London	3 Aug 12
MDA	8:18.97	Ion Luchianov	Beijing	16 Aug 08	UAE	8:35.64	Mohamed Ahmed Amer	Hamburg	4 Aug 93
MEX	8:25.69	Salvador Miranda	Barakalod	8 Jul 00	UGA	8:03.81	Benjamin Kiplagat	Lausanne	8 Jul 10
MGL	9:11.39	Davaajav Ganbold	Leningrad	24 Jul 81	UKR	8:21.75	Andrey Popelyayev	Moskva	19 Jul 84
MKD	9:10.4	Gorgi Vuckov	Beograd	12 Sep 71	URU	8:23.02	Ricardo Vera	Hengelo	28 Jun 92
MLI	9:17.9	Youssef Bekéya Coulibaly	Niamey	30 May 98	USA	8:04.71	Evan Jager	Bruxelles	5 Sep 14
MLT	9:31.78	Mark Herrera	Marsa	13 May 15	UZB	8:27.51	Anatoliy Dimov	Moskva	19 Jun 83
MNE	9:14.2	Igor Gojinić	Celje	26 May 84	VAN	9:21.11	Tawai Keiruan	Pirae	18 Aug 95
MON	10:35.97	Sebastien Garro	Nice	2 Jun 07	VEN	8:20.87	José Peña	Berlin	1 Sep 13
MOZ	9:22.32	Hélio Fumo	Lisboa	21 Jul 04	VIE	8:52.53	Nguyen Kien Trung	Hanoi	8 Dec 03
MRI*	8:55.66	Patrick Moonsamy	St. Maur	15 Jun 94	VIN	9:22.02	DeLohnni Nicol-Samuel	Charlottesville	12 May 12
MTN	9:07.18	Mohamed Beirouk	Beveren	16 May 15	YEM	8:57.43	Awadh Saleh Nasser	Jakarta	17 Sep 94
MYA	8:56.18	Maung Hla	Manila	12 Dec 81	ZAM	8:25.49	Godfrey Simasiywe	Birmingham	16 Jul 95
NAM	9:31.23	Frank Tuihaleni Kayele	Windhoek	19 Jun 92	ZIM	8:45.33	Passmore Furusa	Austin	9 Apr 94
NCA	9:03.0	Alvaro Vásquez	Managua	21 Apr 12					
NED	8:04.95	Simon Vroemen	Bruxelles	26 Aug 05					
NEP	8:57.30	Rajendra Bahadur Bhandari	Islamabad	5 Apr 04					
NFI	11:32.2	Trevor Calder	Middlegate	12 Feb 94					
NGR	8:55.78	Soudi Hamajam	Warri	14 Jun 13					
NIG	9:15.89	Harouna Garba	Cotonou	16 May 09					
NMI	11:45.25	Michael Mancao	Susupe	27 May 11					
NOR	8:12.05	Jim Svenoy	Bruxelles	22 Aug 97					
NRU	10:59.0	Karl Teabuge	Port Moresby	15 Aug 69					
NZL	8:14.05	Peter Renner	Koblentz	29 Aug 84					
OMA	9:09.26	Qais Salim Al-Mahrooqi	Doha	8 Dec 06					
PAK	8:42.43	Abdul Razaqqa	Islamabad	21 Oct 89					
PAN	9:10.4	Damián Rivera	La Habana	23 Jul 83					
PAR	8:52.62	Ramón López	Seoul	28 Sep 88					
PER	8:28.67	Mario Bazán	Berlin	16 Aug 09					
PHI	8:35.09	Héctor Begeo	Seoul	28 Sep 88					
PLE	9:05.86	Jamal Mahmoud	New Delhi	16 Nov 89					
PNG*	9:25.8	John Kokinai	Port Moresby	27 Aug 71					
POL	8:09.11	Bronislaw Malinowski	Montréal	28 Jul 76					
POR	8:19.82	Manuel Silva	Stockholm	27 Jul 04					
PRK	8:53.8	Ju Il Myong	Pyongyang	3 Apr 94					
PUR	8:27.91	Alex Graeux	Barakalod	10 Jul 04					
PYF	9:38.49	Pascal Adams	Nouméa	16 Dec 87					
QAT	7:53.63	Saif Saaeed Shaheen	Bruxelles	3 Sep 04					
ROU	8:13.26	Florin Ionescu	Sevilla	21 Aug 99					
RSA	8:11.50	Ruben Ramolefi	Daegu	29 Aug 11					
RUS	8:15.54	Pavel Potapovich	Paris (St. Denis)	4 Jul 03					
RWA	8:39.05	Gervais Hakizimana	Pézenas	28 May 11					
SAM	10:01.15	James Hoeflich	Suva	1 Sep 79					
SEN	9:20.06	Samy Gomis	Dakar	10 Jul 04					
SEY	8:47.99	Ronny Marie	Victoria/SEY	26 May 01					
SIN	9:11.24	Mathevan Maran	Kuala Lumpur	19 Oct 91					
SLE	9:15.61	Modupeh Jonah	Al-Kuwait	1 Nov 89					
SLO	8:16.96	Boštjan Buč	Ostrava	12 Jun 03					
SMR	9:25.85	Matteo Zaferani	Bologna	8 Jul 99					
SOL	9:34.86	Primo Higa	Tafuna	16 Aug 97					
SOM	8:50.31	Mohd Abdulkader Sheikh Ali	Rovereto	20 Jul 14					
SRB	8:28.80	Vule Maksimović	Budapest	4 Sep 89					
SRI	8:45.53	Shanta Mendis	Colombo	28 Jun 98					
STP	10:08.0	Mário Pimenta	Luanda	25 Aug 81					
SUD	8:34.13	Moussa Youssef Idriss	Tanger	13 Jul 08					
SUI	8:22.24	Christian Belz	Hengelo	4 Jun 01					
SVK	8:32.7	Milan Slovák	Banská Bystrica	6 Aug 78					
SWE	8:05.75	Mustafa Mohamed	Heusden	28 Jul 07					
SYR	8:34.66	Salah Moustapha Habib	Kuala Lumpur	19 Oct 91					
TAN	8:12.48	Filbert Bayi	Moskva	31 Jul 80					
TGA	10:31.95	Peau'afi Haukinima	Suva	1 Sep 79					
THA	8:52.47	Jirasak Suththichart	Hanoi	8 Dec 03					
TJK	8:46.4	Anatoliy Belogurov	Moskva	15 Apr 80					
TKM	8:50.43	Igor Zaynalov	Kiev	18 Jul 88					
TLS	9:14.4	Aries José Pariera	Jakarta	21 May 93					
TOG	9:05.55	Malaba Sama Tchendo	Bamako	18 May 13					
TPE	8:34.76	Wu Wen-Chien	Busan	9 Oct 02					
TTO	8:49.82	Quintin John	Raleigh	27 May 94					
TUN	8:14.05	Amor Benyahia	Mersin	28 Jun 13					
TUR*	8:17.85	Tarik Langat Akdag	London	3 Aug 12					
UAE	8:35.64	Mohamed Ahmed Amer	Hamburg	4 Aug 93					
UGA	8:03.81	Benjamin Kiplagat	Lausanne	8 Jul 10					
UKR	8:21.75	Andrey Popelyayev	Moskva	19 Jul 84					
URU	8:23.02	Ricardo Vera	Hengelo	28 Jun 92					
USA	8:04.71	Evan Jager	Bruxelles	5 Sep 14					
UZB	8:27.51	Anatoliy Dimov	Moskva	19 Jun 83					
VAN	9:21.11	Tawai Keiruan	Pirae	18 Aug 95					
VEN	8:20.87	José Peña	Berlin	1 Sep 13					
VIE	8:52.53	Nguyen Kien Trung	Hanoi	8 Dec 03					
VIN	9:22.02	DeLohnni Nicol-Samuel	Charlottesville	12 May 12					
YEM	8:57.43	Awadh Saleh Nasser	Jakarta	17 Sep 94					
ZAM	8:25.49	Godfrey Simasiywe	Birmingham	16 Jul 95					
ZIM	8:45.33	Passmore Furusa	Austin	9 Apr 94					

Notes (*)

GIB 9:45.4 J Avellano – unknown irregularity

MRI 8:44.68 Guyto Cesar Fontainebleau 30 Jul 88 – as a French citizen

PNG 9:25.8 Tau John Tokwepota Brisbane 9 Mar 78 – unconfirmed

TUR 8:13.14 Tarik Langat Akdag Paris (St. Denis) 8 Jul 11 – not recognised by federation

110 Metres Hurdles

AIA	18.70	Andre Samuel	Buffalo	11 May 01
ALB	13.93	Elton Bitincka	Pergine Valsugana	7 Jul 07
ALG	13.46	Othmane Hadj-Lazib	Mannheim	13 Aug 11
AND	14.47	Estève Martin	Schaan	26 May 99
ANG	14.11	Jonas Mateus	Noyse-le-Grand	8 Jun 04
ANT	14.07	Randy Gillon	Iowa City	6 May 00
ARG	13.74	Agustín Carrera	Buenos Aires	26 Jan 14
	13.74	Agustín Carrera	São Paulo	2 Aug 14
ARM	14.01	Zhan Mkhitarian	Dnetsk	6 Sep 80
ARU	14.58	Freddy Burgos	Voght	6 Jul 86
ASA	15.42	Aaron Victorian	Turlock	6 Mar 10
AUS	13.29	Kyle Vander-Kuyp	Göteborg	11 Aug 95
AUT	13.14	Mark McKoy	Paris	3 Sep 94
AZE	13.63	Gennadiy Chugunov	Leningrad	8 Jun 86
BAH	13.38	Shamar Sands	Ostrava	17 Jun 09
BAN	14.09	Rahman Mahfuzur	Pescara	15 Jul 12
BAR	13.14	Ryan Brathwaite	Berlin	20 Aug 09
	13.14	Ryan Brathwaite	Paris (St. Denis)	6 Jul 13
BDI	14.63	Joseph Niyonkuru	Nairobi	11 Aug 87
BEL	13.25	Jonathan N'Senga	Budapest	22 Aug 98
BEN	14.68	Brice de Souza	Narbonne	25 Jun 88

COUNTRY	MARK	NAME	VENUE	DATE	COUNTRY	MARK	NAME	VENUE	DATE
BER	14.24	Tristan Joynes	Conway	10 May 14	IRL	13.30	Peter Coghlan	Hechtel	7 Aug 99
BIH	13.82	Damir Haracić	Istanbul	19 Jun 05	IRQ	13.80	Amir Shaker	Sundsval	28 Jul 13
BIZ	13.90	Jonathon Williams	Cerritos	21 Mar 09	ISL	13.91	Jón Arnar Magnússon	Reykjavík	6 Jun 97
BLR	13.36	Maksim Lynsha	Albi	15 Aug 12	ISR	13.85	Michael Illin	Bucureşti	10 Jun 07
BOL	14.79	Vladimir Aponte	Cochabamba	3 Sep 94	ISV	13.41	Eddie Lovett	Bridgetown	20 Jun 15
BOT	14.68	Gobe Kanda	Gaborone	3/4 May 14	ITA	13.28	Emmanuel Abate	Torino	8 Jun 12
BRA	13.29	Redelém Melo dos Santos	Lisboa	13 Jun 04	IVB	15.66	Steve Augustine	Walnut	18 Apr 97
BRN	14.24	Ahmed Hamada	Al-Kuwait	5 Nov 83	JAM	12.94	Hansle Parchment	Paris (St. Denis)	5 Jul 14
BRU	15.51	Mohd Aries Mujang	Kuching	22 Jul 95	JOR	14.78	Muath Al-Qusairin	Amman	26 Sep 09
BUL	13.33	Zhivko Videnov	Khaniá	14 Jun 00	JPN	13.39	Satoru Tanigawa	Athina	24 Aug 04
BUR	14.00	Morou Rock Yaogo	Ouagadougou	23 Jun 01	KAZ	13.49	Igor Khitryakov	Tallinn	5 Jul 88
CAF	14.76	Jacques-Henri Brunet	Montgeron	2 Jul 94	KEN	13.69	Fatwell Kimaiyo	Christchurch	26 Jan 74
CAM	15.79	Pech lev	Jakarta	26 Aug 62	KGZ	14.08	Evgeniy Shorokhov	Almaty	19 May 96
CAN	13.08	Mark McKoy	Lille	2 Jul 93	KIR	16.80	Beteru Ateri	Apia	6 Sep 07
CAY	13.50	Ronald Forbes	Clermont	4 Jun 11	KOR	13.43	Kim Byung-Jun	Incheon	30 Sep 14
	13.50	Ronald Forbes	Miramar	11 Jun 11	KOS	18.2	Agron Muçaku	Mitrovicë	26 Jun 82
CGO	14.19	Hakim Mazou	Harare	17 Sep 95	KSA	13.60	Ahmed Khader Al-Moualef	Doha	20 Dec 11
CHA	15.62	Alio Hassana	Viry-Châtillon	24 Sep 94	KUW	13.48	Fawaz D. Al-Shammari	Silven	15 Jun 12
CHI	13.78	Gonzalo Barroilhet	Tallahassee	30 May 08	LAO	14.15	Anousone Xaysa	Palembang	18 Dec 14
CHN	12.88	Liu Xiang	Lausanne	11 Jul 06	LAT	13.08	Stanislavs Oljars	Lausanne	1 Jul 03
CIV	13.86	Marcellin Dally	Argentina	8 Jul 92	LBA	15.08	Zouhair Rajab Al-Menghawi	Riyadh	11 May 09
CMR	14.31	Francis Kaméni	Bron	23 Jun 90	LBR	13.61	Sultan Tucker	Philadelphia	30 Apr 05
COD*	13.95	Tino Ngoy	St. Étienne	31 May 02	LCA	14.79	Dominic Johnson	Tucson	27 Mar 98
COK	16.44	Akanao William	Nouméa	15 Dec 87	LES	15.1	Edwin Mashai	Libanon	1 May 71
COL	13.27	Pablo C. Villar	Guadalajara	28 Oct 11	LIB	13.87	Ahmad Hazer	Beyrouth	7 Jun 13
COM	14.04	Abdallah Mohamed	Ypsilanti	1 May 04	LIE	15.59	Franz Biedermann	Cd. de México	15 Oct 68
CPV	13.78	Henry Andrade	Modesto	11 May 96	LTU*	13.60	Jonas Jakštys	Bryansk	17 Jul 87
CRC	14.56	Alex Foster	Medellin	11 May 96	LUX	13.95	Claude Godart	Dudelange	16 Jun 07
CRO	13.54	Jurica Grabušić	Bydgoszcz	20 Jul 03		13.95	Claude Godart	Luxembourg	16 Sep 07
CUB	12.87	Dayron Robles	Ostrava	12 Jun 08	MAC	14.23	Ion Kim Fai	Incheon	28 Sep 14
CYP	13.65	Milan Trajkovic	Nicosia	7 Jun 14	MAD	13.46	Joseph-B. Randriamihaja	Athina	24 Aug 04
CZE	13.27	Petr Svoboda	Praha	14 Jun 10	MAR	13.79	Mustapha Sdad	Rabat	29 May 93
DEN	13.66	Andreas Martinsen	Turku	25 Jun 15	MAS	13.73	Nur Herman Majid	Hiroshima	15 Oct 94
DMA*	17.93	Andy Baron	Bridgetown	19 Jul 03	MAW	18.54	Wilfred Ngwenya-Mwalwanda	München	8 Sep 72
DOM	13.01	Modesto Castillo	San Juan	16 Jun 84	MDA	13.58	Aleksandr Yenko	Gomel	6 Jul 95
ECU	13.44	Jackson Quiñónez	Athina	24 Aug 04	MEX	13.72	Genaro Rodríguez	Xalapa	30 Aug 14
EGY	14.06	Abdelrahman Idris Taher	El Maadi	28 Apr 10	MGL	16.36	Gombo Munkhsaikhan	Sofia	5 Aug 77
ERI	15.8	Yared Berhane	Asmara	24/26 Jun 11	MHL	18.01	Martin Moku'ahala	Kolonia	23 Jul 02
ESA	14.19	Renan Palma	Guadalajara	27 Oct 11	MKD	14.46	Robert Košev	Sofia	31 Jul 93
ESP	13.33	Jackson Quiñónez	Osaka	30 Aug 07	MLI	13.68	Bano Traoré	Argentan	7 Jun 15
	13.33	Jackson Quiñónez	Osaka	31 Aug 07		13.68	Bano Traoré	Hérouville	18 Jun 15
EST	13.62	Tarmo Jallai	Xalapa	13 May 06	MLT	16.22	Sean Camilleri	Luxembourg	2 Jun 95
ETH	14.73	Behailu Alemshet Lema	Marrakech	12 Aug 14	MNE	14.70	Darko Pešić	Sr. Mitrovica	2 May 15
FIJ	13.82	Jovesa Naivalu	Athina	5 Aug 97	MNT	16.14	Gavin Lee	Hackensack	30 May 00
FIN	13.35	Arto Bryggare	Los Angeles	5 Aug 84	MON	16.12	Anthony de Sevelinges	Nice	12 May 05
FRA	12.95	Pascal Martinot-Lagarde	Monaco	18 Jul 14	MOZ	14.77	Abdul Ismail	Pretria	27 Apr 74
FSM	16.00	Isaac Saimon	Kolonia	23 Jul 02	MRI	13.91	Judex Lefou	Belle Vue	26 Jun 92
GAB	14.85	Daniel Ololo	Rabat	14 Jul 84	MYA	14.43	Hpone Myint	Manila	13 Dec 81
GAM	14.70	Mensah Elliott	Porto Novo	29 Jun 12	NAM	14.12	Flip Bredenhann	Sasolburg	19 Nov 80
GBR	12.91	Colin Jackson	Stuttgart	20 Aug 93	NCA	15.70	Miguel Quesada	San Salvador	21 Jun 08
GBS	14.73	Edivaldo Monteiro	Lisboa	14 Jun 98	NED	13.15	Robin Korving	Lausanne	2 Jul 99
GEO	13.58	David Iliariani	Sliven	15 Jun 12	NEP	16.13	Dhirendra Chaudhari	Dhaka	7 Feb 10
GEQ	16.52	Alfonso Ekwunzeji Ikuga	Mataró	3 May 09	NFI	19.1	Robert Foote	Middlegate	2 Dec 92
GER	13.05	Florian Schwarhoff	Bremen	2 Jul 95	NGR	13.42	William Erese	Malles	12 Jul 03
GHA	13.63	Keith Nkrumah	Greensboro	25 May 13	NIG	14.93	Ibrahim Tondi	Cotonou	16 May 04
GRE	13.34	Konstadinos Douvalidis	Athina	20 Jul 13	NMI	17.31	Wayne Pua	Kolonia	23 Jul 02
GRN	13.52	Aleyne Lett	Sacramento	6 Jun 07	NOR	13.55	Vladimir Ukvicevic	Weinheim	27 Jul 12
GUA	14.37	Gerber P. Blanco	Cd. de Guatemala	25 Apr 15	NRU	18.93	Deamo Bagua	Apia	15 Dec 06
GUI	14.95	Moussa Condé	Tucson	11 Apr 15	NZL	13.69	Joshua Hawkins	Brisbane	29 Mar 15
GUM	15.50	Kenneth Karosich	Susupe	27 Jun 08	OMA	14.41	Jalal Salem Al-Ghabshi	Dubai	10 Mar 05
GUY*	13.73	Charles Allen	Clemson	6 Apr 02		14.41	Jalal Salem Al-Ghabshi	Doha	16/18 Apr 12
HAI	13.25	Dudley Dorival	Edmonton	9 Aug 01	PAK	13.74	Mohsin Ali	Islamabad	19 May 12
HKG	14.13	Chan Chung Wang	Hongkong	19 Apr 15	PAN	13.65	Curt Young	Cd. de México	23 May 98
HON	13.72	Esteban Guzmán	Greensboro	15 May 11	PAR	14.57	Ernesto Stanley	Asunción	19 Nov 11
HUN	13.29	Balázs Baji	Zürich	14 Aug 14		14.57	Ernesto Stanley	Cochabamba	27 May 12
INA	14.10	Rio Maholtra	Singapore	11 Jun 15	PER	13.53	Jorge McFarlane	São Paulo	2 Aug 14
IND	13.65	Thingalaya Siddhanth	Bruxelles	17 Jun 12	PHI	14.12	Patrick M. Unso	Singapore	11 Jun 15
	13.65	Thingalaya Siddhanth	Patiala	19 Aug 14	PLE	16.63	Ahmed Al-Saleh	Damascus	11 Sep 04
IRI	13.50	Rouhollah Ashgari	Almaty	1 Jul 12	PLW	16.52	Leon Mengloi	Nouméa	11 Sep 11

COUNTRY	MARK	NAME	VENUE	DATE	COUNTRY	MARK	NAME	VENUE	DATE
PNG	14.04	Wala Gime	Allendale	24 May 14	400 Metres Hurdles				
POL	13.26	Artur Noga	Warszawa	25 Aug 13	AFG	55.13	Said Gilani	Göttingen	20 Jun 15
POR	13.47	João Almeida	Lisboa	8 Jul 12	AIA	55.95	Kirthley Richardson	Stillwater	20 Mar 99
PRK	14.15	Cha Won Bok	(Eastern Europe)	Jun 90	ALB	50.46	Eusebio Haliti	Napoli	12 Jun 11
PUR	13.49	Héctor Cotto	Guadalajara	28 Oct 11	ALG	49.34	Miloud Rahmouni	Mersin	29 Jun 13
PYF	14.51	Toriki Urairi	Apia	8 Sep 07	AND	50.59	Daniel Gómez	Barcelona	3 Sep 00
QAT	13.60	Mohd Aissa Al-Thawadi	Hyderabad	18 Oct 07	ANG	51.95	Wilson André	Lisboa	28 Jul 95
ROU	13.34	George Boroj	Bucureşti	18 Jun 93	ANT	49.97	Rai Benjamin	Greensboro	21 Jun 15
RSA	13.24	Lehann Fourie	Bruxelles	7 Sep 12	ARG	49.82	Juan Dyrzka	Cd. de México	13 Oct 68
RUS	13.09	Sergey Shubenkov	Helsinki	1 Jul 12	ARM	50.79	Rudik Matevosian	Moskva	5 Aug 84
	13.09	Sergey Shubenkov	Monaco	20 Jul 12	ARU	53.49	Freddy Burgos	Leiden	9 Jun 84
	13.09	Sergey Shubenkov	Linz	20 Aug 12	AUS	48.28	Rohan Robinson	Atlanta	31 Jul 96
RWA	15.5	Augustin Kabanda	Kigali	22 Aug 87	AUT	49.33	Thomas Futterknecht	Kobe	30 Aug 85
SAM	14.46	Avele Tanielu	Kuala Lumpur	19 Sep 98	AZE	50.00	Aleksandr Karasyov	München	30 May 76
SEN	13.70	Moussa Dembélé	New York	15 Jun 13	BAH	48.78	Jeffery Gibson	Glasgow	31 Jul 14
	13.70	Moussa Dembélé	New York	29 Jun 13	BAN	51.87	Abdur Rahim Nayeem	Dhaka	25 Dec 93
SEY	14.49	William Gamatis	Harare	17 Sep 95	BAR	49.21	Victor Houston	Kuala Lumpur	19 Sep 98
SIN	14.38	Ang Chen Xiang	Singapore	11 Jun 15	BDI	53.99	Christophe Bigirimana	Al-Qâhira	23 Sep 91
SKN	14.77	Lejourné Crofford	Basseterre	9 May 15	BEL	48.91	Marc Dollendorf	Atlanta	31 Jul 96
SLE	14.06	Benjamin Grant	Corby	25 May 92	BEN	50.48	Abdoulaye Chérif Issa	Ouagadougou	25 Apr 06
SLO	13.56	Damjan Zlatnar	Novo Mesto	19 Jun 07	BER	53.03	Clarence Saunders	Gedham	24 Jun 94
SMR	16.52	Manlio Molinari	Modena	3 Jun 00	BIH	50.84	Duško Milutinović	Sérres	13 Aug 89
SOL	16.21	Alfred Selwyn	Pirae	15 Sep 71	BIZ	48.88	Jonathan Williams	San Salvador	14 Jul 07
SOM	24.8	Ahmed Yahye	Parliament Hill	9 Jun 12	BLR	47.92	Aleksandr Vasilyev	Moskva	17 Aug 85
SRB	13.50	Milan Ristic	Clermont	16 May 15	BOL	54.71	Ignacio Navarro	Manaus	26 May 95
SRI	14.00	Mahesh Perera	Kluang	14 Sep 97	BOT	50.88	Daniel Lagamang	Maputo	13 Sep 11
STP	15.06	Arlindo Pinheiro	Lisboa	14 Jul 02	BRA	48.04	Eronilde de Araújo	Nice	12 Jul 95
SUD	13.45	Todd Matthews Jouda	Alger	7 Oct 04	BRN	49.31	Ahmed Hamada	Seoul	30 Sep 86
SUI	13.41	Andreas Kundert	Luzern	16 Jul 08	BRU	54.64	Kaderi Bujang	Manila	30 Nov 93
SUR	15.42	Gayell Engeso	Xalapa	25 Nov 14	BUL	48.48	Toma Tomov	Budapest	11 Aug 86
SVK	13.13	Igor Kováč	Stockholm	7 Jul 97	BUR	50.91	Barnabé Batillon	Beyrouth	2 Oct 09
SWE	13.35	Robert Kronberg	Lausanne	4 Jul 01	CAF	50.77	Lucien Pandjicko	Marseille	4 Jul 08
SYR	14.05	Kheir Aldin Obeid	Latakia	2 Oct 91	CAM	56.42	Luk Khin	Jakarta	25 Aug 62
TAN	14.05	Shujaa Benson	Azusa	17 Apr 15	CAN	48.24	Adam Kunkel	Rio de Janeiro	27 Jul 07
TGA	14.49	Sanitesi Latu	Christchurch	25 Jan 75	CAY	51.23	Junior Hines	Marion	25 May 12
THA	13.61	Jumrus Rittidet	Incheon	30 Sep 14	CGO	52.60	Médard Makanga	Johannesburg	16 Sep 99
TJK	14.11	Aleksandr Zybko	Kiev	18 Jul 85	CHA	54.25	Ali Faudet	Besançon	24 Jun 94
TKM	13.85	Igor Podmaryov	Bryansk	17 Jul 87	CHI	49.72	Carlos Zbinden	Alcorcón	27 Jun 98
TKS	17.38	Levard Missick	Annecy	30 Jul 98	CHN	49.03	Meng Yang	Bangalore	22 May 06
TOG	15.03	Lankantien Lamboni	Bamako	19 May 13	CIV	48.94	René Djédjémel	Zürich	13 Aug 86
TPE	13.82	Yang Wei-Ting	Taipei	15 May 15	CMR	51.89	Emmanuel Youmékoué	Yaoundé	24 Jul 05
TTO*	13.19	Mikel Thomas	Montverde	8 Jun 13	COD	54.55	Tino Ngoy	Ypsilanti	22 Apr 05
TUN	13.76	Aymen Ben Ahmed	Radès	30 Jun 07	COK	91.07	Casper Mateariki	Nikao	25 Oct 04
TUR	14.03	Çağlar Kahramanğlu	Izmir	21 May 11	COL	50.12	Yeison Rivas	Ponce	16 Apr 11
	14.03	Çağlar Kahramanğlu	Bursa	23 Jun 11	COM	51.79	Maoulida Darouèche	Aubagne	6 Jul 13
UAE	14.42	Mohamed Yousef Y. Hamadi	Doha	9 Apr 03	CPV	53.06	Jorge Paula	Guarda	5 Jul 03
UGA	14.48	Jean-Baptiste Okello	Roma	3 Sep 60	CRC	50.41	Gerald Drummond	São Paulo	2 Aug 14
UKR	13.22	Sergey Demidyyuk	Osaka	31 Aug 07	CRO	49.88	Darko Jurčić	Budapest	18 Aug 98
URU	14.89	Javier Olivar	Santiago/CHI	27 Oct 84	CUB	47.93	Omar Cisneros	Moskva	13 Aug 13
USA	12.80	Aries Merritt	Bruxelles	7 Sep 12	CYP*	49.66	Stavros Tziortzis	München	2 Sep 72
UZB	13.27	Sergey Usov	Leningrad	11 Jun 88	CZE	48.27	Jiří Mužik	Athina	3 Aug 97
VAN	15.92	Ben John	Port Vila	14 Dec 93	DEN	50.16	Nicolai Hartling	Stara Zagora	20 Jun 15
VEN	13.62	Elvis Cedeño	Cd. de México	22 Jul 88	DJI	55.41	Houssein Nour Ali	Addis Ababa	1 May 08
VIE	14.19	Nguyen Ngoc Quang	Palembang	13 Nov 11	DMA*	54.23	Mitchel Davis	Kingston	1 Jun 13
VIN	17.31	Ronald De-Bique	Aldershot	19 Jun 13	DOM	47.25	Félix Sánchez	Paris (St. Denis)	29 Aug 03
YEM	15.83y	Christopher Salole	Perth	26 Nov 62	ECU	49.76	Emerson Chala	Trujillo	28 Nov 13
ZAM	14.50	Davison Lishebo	Moskva	22 Jul 79	EGY	49.74	Ahmed Abdel Halim Ghanem	Al-Qâhira	12 Aug 85
ZIM	13.99	Iain Harnden	Tallahassee	23 Mar 01	ERI	71.42	Ghebriel Tewelde	Vichy	5 May 12
					ESA	52.13	Roberto Cortés	Cd. de Guatemala	21 Jul 01
					ESP	49.00	José Alonso	Roma	31 Aug 87
					EST	48.54	Rasmus Mägi	Zürich	13 Aug 14
					ETH	51.26	Aschalew Tesfaye	Annaba	1 Sep 88
					FIJ	51.67	Chavesa Naivalu	Santa Rita	9 Jun 99
					FIN	49.08	Oskari Möörö	Zürich	13 Aug 14
					FRA	47.37	Stéphane Diagana	Lausanne	5 Jul 95
					FSM	57.36	Ronny Ifamilik	Kolonia	23 Jul 02
					GAB	55.32	Daniel Ololo	Alger	22 Jul 78
					GAM	60.97	Baboucar Njije	Enskede	5 Jul 95

Notes (*)

COD Djéké Mamba, listed previously – became a Belgian citizen in 1998
DMA Reginald Thomas, listed previously – a US citizen
GUY Charles Allen became a Canadian citizen in 2002
LTU 13.55 Jonas Jakštyš Leningrad 8 Jun 86 – doubtful wind reading
TTO 13.19 Steve Brown Atlanta 26 Jun 96 – when competing for the USA

COUNTRY	MARK	NAME	VENUE	DATE	COUNTRY	MARK	NAME	VENUE	DATE
GBR	47.82	Kriss Akabusi	Barcelona	6 Aug 92	NEP	53.23	Asha Ram Chaudhari	Dhaka	25 Dec 93
GBS	50.68	Edivaldo Monteiro	Lisboa	20 Jun 98	NFI	84.43	Kenny Christopher	Middlegate	11 Dec 01
GEO	51.40	Arkadiy Bronnikov	Sochi	18 May 86	NGR	48.50	Henry Amike	Roma	31 Aug 87
GEQ	62.29	Alfonso Ekunezi Ikuga	Mataró	3 May 09	NIG	52.33	Nasser Dan Matta	Niamey	13 Dec 05
GER	47.48	Harald Schmid	Athina	8 Sep 82	NMI	59.70	Shane Ogumoro	Kolonia	22 Jul 02
GHA	50.40	Keith Nkrumah	Greensboro	5 May 12	NOR	49.95	Øyvind Kjergeset	Göteborg	28 Jun 13
GRE	47.82	Periklis Iakovákis	Osaka	6 May 06	NRU	67.0	A-I Temaki	Bairiki	16 Jun 07
GRN	49.51	Shane Charles	Eugene	14 May 06	NZL	49.72	Mike Cochrane	Perth	22 Feb 14
GUA	50.16	Allan Ayala	Cd. de Guatemala	13 Jun 09		49.72	Cameron French	Sydney	14 Mar 15
GUI	50.81	Alpha Amadou Sy Savané	Atlanta	23 May 98	OMA	51.54	Abdullah Said Al-Haidi	Aleppo	20 Sep 10
GUM	56.25	Kenneth Karosich	Tumon	17 May 08	PAK	49.90	Muhammad Amin	Hiroshima	11 Oct 94
GUY	49.95	Paul Tucker	La Chaux-de-Fonds	13 Aug 00	PAN	47.84	Bayano Kamani	Helsinki	7 Aug 05
HAI	49.99	Alié Beauvais	Princeton	17 May 09	PAR	52.78	Francisco Rojas Soto	Cd. de México	13 Oct 75
HKG	51.13	Chan Ka Chun	Wuhan	4 Jun 15	PER	52.20	Mauro Mina	Santiago/CHI	1 Nov 92
HON	51.77	Jonnie Eduardo Lowe	Managua	6 Mar 06	PHI	49.12	Eric Cray	George Town	16 May 15
HUN	48.45	Dusán Kovács	Athina	3 Aug 97	PLE*	55.38	Maher Helou	Latakia	27 Sep 93
INA	51.29	Zulkarnain Purba	Nakhon Ratchasima	7 Dec 07	PLW	60.76	Christopher Kenty	Yona	14 Dec 07
IND	49.51	Joseph Abraham	Osaka	26 Aug 07	PNG	50.37	Mowen Boino	Melbourne	21 Mar 06
IRI	50.96	Gholam Reza Karimi	Tehran	18 Aug 06	POL	48.12	Marek Plawgo	Osaka	28 Aug 07
	50.96	Gholam Reza Karimi	Tehran	21 Aug 07	POR	48.77	Pedro Rodrigues	Helsinki	10 Aug 94
IRL	48.65	Thomas Barr	Roma	4 Jun 15		48.77	Carlos Silva	Zürich	11 Aug 99
IRQ	49.95	Talib Faizal Al-Saffar	Sofia	22 Aug 77	PRK	53.30	Choi Chang Sun	Sofia	2 Jun 85
ISL	51.17	Björgvin Víkingsson	Rehlingen	24 May 08	PUR	47.72	Javier Culsion	Ponce	8 May 10
ISR	49.87	Aleksey Bazarov	Koblenz	11 Sep 91	PYF	50.90	Robert Tupohé	Pirae	11 Apr 87
ISV	49.83	Leslie Murray	Fayetteville	11 Jun 09	QAT	48.17	Mubarak Sultan Al-Nubi	Johannesburg	11 Sep 98
ITA	47.54	Fabrizio Mori	Edmonton	10 Aug 01	ROU	49.22	Alejandro Argudin	Antananarivo	4 Sep 97
IVB	50.97	Steve Augustine	Tallahassee	15 Apr 00	RSA	47.66	LJ van Zyl	Pretoria	25 Feb 11
JAM	47.60	Winthrop Graham	Zürich	4 Aug 93		47.66	LJ van Zyl	Ostrava	31 May 11
JOR	53.62	Hassan Abou Najem	Latakia	27 Sep 93	RUS	48.06	Ruslan Mashchenko	Helsinki	13 Jun 98
JPN	47.89	Dai Tamesue	Edmonton	10 Aug 01	RWA	54.36	Faustin Butéra	Los Angeles	3 Aug 84
KAZ	48.46	Yevgeniy Meleshenko	Beijing	31 Aug 01	SAM*	54.46	Kuripitone Betham	Christchurch	14 Dec 02
KEN	48.24	Erick Keter	Stuttgart	17 Aug 93	SEN	47.23	Amadou Dia Bâ	Seoul	25 Sep 88
KGZ*	51.32	Aleksey Pogorelyov	Almaty	4 Jul 08	SEY	51.22	Stephen Banane	St. Paul/REU	25 Jun 95
KIR	59.21	Beteru Ateri	Apia	5 Sep 07	SIN	53.31	Seah Soo Lye	Singapore	22 Sep 85
KOR	49.80	Hwang Hong-Chul	Seoul	10 Jun 90	SKN	51.83	Oneil Thomas	Road Town	7 Mar 15
KOS	58.3	Ahmet Rexhaj	Mitrovicë	1 Jul 84	SLE*	52.18	Benjamin Grant	Birmingham	31 May 92
KSA	47.53	Hadi Al-Somaily	Sydney	27 Sep 00	SLO	49.11	Rok Kopitar	Maribor	3 Jun 80
KUW	49.13	Bader Aman Abdulrahman	Hyderabad	18 May 02	SMR	53.70	Andrea Ercolani Volta	Baku	21 Jun 15
LAO	56.11	Doungxai Xasompheang	Vietiane	18/20 Sep 14	SOL	60.97	Frazer Kokomana	Apia	8 Sep 83
LAT	49.60	Viktors Lācis	Eugene	1 Jun 01	SOM	63.6	Mohamed Ahmed Omar	Djibouti	19 Apr 08
LBA	50.21	Hamza Deyaf	Pescara	3 Jul 09	SRB	48.05	Emir Bekrić	Moskva	15 Aug 13
LBR	49.55	O'Neil Wright	Atlanta	14 May 05	SRI	49.44	Harijan Ratnayake	Jakarta	31 Aug 00
LCA	55.30	Alva Henry	Bolivar, MO	4 Apr 15	STP	53.69	Arlindo Pinheiro	Lisboa	21 Jul 01
LES	54.65	Relebohile Mosito	Durban	20 Mar 10	SUD	50.84	Abdulgadir Idriss	Makkah	12 Apr 05
LIB	52.95	Ali Hazer	Jamhour	8 Aug 14	SUI	48.13	Marcel Schelbert	Sevilla	27 Aug 99
LIE	57.94	Kurt Wachter	Sargans	8 Jun 85	SVK	48.94	Jozef Kucej	Praha	21 Jun 89
LTU	50.39	Silvestras Guogis	Jessheim	21 Jul 12	SWE	47.98	Sven Nylander	Atlanta	1 Aug 96
LUX	50.94	Jacques Frisch	Chambéry	30 Jun 13	SYR	48.87	Zeid Abou Hamed	Sydney	20 Feb 99
MAC	56.32	Lei Vai Kun	Macao	20 Apr 02	TAN	51.20	Morris Okinda	Al-Qāhira	12 Aug 85
MAD	49.53	Yvon Rakotoarimiandry	Ottawa	23 Jul 01	TGA	52.02	Paea Kokohu	Sacramento	5 May 96
MAR	48.96	Mustapha Sdad	Edmonton	7 Aug 01	THA	49.76	Chanond Keanchan	Chiangmai	12 Dec 95
MAS	51.28	Shahadan Jamaluddin	Manila	29 Nov 05	TJK	48.98	Nikolay Ilchenko	Tashkent	18 Sep 86
MAW	55.5	Michael Lewis	Lusaka	70	TKM	51.89	Oleg Podmaryov	Tashkent	18 Sep 86
MDA	48.61	Vadim Zadoynov	Split	29 Aug 90	TKS	59.97	Trenton Forbes	Basseterre	23 Mar 08
MEX	49.41	Jesús Aguilasocho	San Juan	20 Sep 85	TGO	53.27	Lankantien Lamboni	Bamako	18 May 13
MGL	54.00	Tsendsuren Erdene-Munkh	Bratislava	20 Jun 90	TPE	48.63	Chen Tien-Wen	Beijing	31 Aug 01
MKD	55.11	Branko Ilievski	Zagreb	5 Jun 80	TTO	47.69	Jehue Gordon	Moskva	15 Aug 13
MLI	49.13	Ibrahim Maiga	Dakar	28 Apr 07	TUN	49.52	Fadhel Khayati	Bondoufle	12 Jul 94
MLT	58.22	Daniel Saliba	Marsa	17 May 15	TUR	50.13	Tuncay Örs	Bursa	6 Jun 10
MNE	54.17	Milan Vuković	Beograd	28 Jun 98	UAE	49.66	Hassan Ali Obaid Shirook	Qatif	30 Apr 09
MNT	65.44	Gavin Gerald	Pomona	25 Mar 06		49.66	Hassan Ali Obaid Shirook	Zeulenroda	26 Jul 09
MON	58.65	Emmanuel de Lorenzi	Nice	26 May 02	UGA	47.82	John Akii-Bua	München	2 Sep 72
MOZ	49.02	Kurt Couto	Praha	11 Jun 12	UKR	48.06	Oleg Tverdokhlebl	Helsinki	10 Aug 94
MRI	49.94	Gilbert Hashan	Atlanta	29 Jul 96	URU	48.65	Andrés Silva	São Paulo	2 Aug 14
MYA	52.07	Htay Win	Manila	2 Dec 91	USA	46.78	Kevin Young	Barcelona	6 Aug 92
NAM	49.05	Willie Smith	Roodepoort	16 Mar 01	UZB	48.78	Aleksandr Kharlov	Moskva	20 Jun 83
	49.05	Willie Smith	Germiston	5 Apr 02	VAN	52.94	David Benjimen	Apia	21 Jun 11
NCA	54.74	Lenin Vanegas	Cd. de Panamá	19 Apr 10	VEN	49.18	Antonio Smith	Caracas	14 Jul 91
NED	48.44	Harry Schulting	Cd. de México	12 Sep 79					

COUNTRY	MARK	NAME	VENUE	DATE	COUNTRY	MARK	NAME	VENUE	DATE
VIE	50.29	Quach Cong Lich	Singapore	10 Jun 15	COD*	2.16	Dieudonné Opata	Pamplona	18 Jul 98
VIN	51.70	Fitz-Allen Crick	Bloomington	19 Jul 03	COK	1.89	Turuarki George Baxter	Nikao	25 Sep 09
YEM	55.80	Mohamed Ghaleb Al-Omais	Aleppo	16 Oct 10	COL	2.33	Gilmar Mayo	Pereira	17 Oct 94
ZAM	47.10	Samuel Matete	Zürich	7 Aug 91	COM	1.85	Mouhousseine Soudjaj Gagny		23 May 15
ZIM	48.05	Kenneth Harnden	Paris	29 Jul 98	CPV	2.05	Stephane Varela	Lisboa	11 Jan 14
Notes (*)					CRC	2.15	Henry Linton	San José/CRC	9 May 09
CYP	49.21	Minas Alzoidis	Athina 14 Jul 08 – not ratified by federation		CRO‡	2.28	Novica Čanović	Split	6 Jul 85
DMA		Reginald Thomas,	listed previously – a US citizen		CUB	2.45	Javier Sotomayor	Salamanca	27 Jul 93
KGZ	49.42	Aleksey Pogorelyov	Bishkek 1 Jun 08, 49.81	Aleksey Pogorelyov	CYP	2.35	Kyriacos Ioannou	Osaka	29 Aug 07
					CZE‡	2.36	Ján Zvara	Praha	23 Aug 87
						2.36	Jaroslav Bába	Roma	8 Jul 05
					DEN‡	2.27	Michael Mikkelsen	Århus	1 Aug 91
PLE	54.08	Maher Helou Latakia	18 Aug 92 – as a Syrian citizen		DJI	1.80	Mahamoud Hassan	Djibouti	11 Apr 01
SAM	54.26	Betham Apia	Sep 01 – timing malfunction			1.80	Bachir Abdi	Djibouti	11 Apr 02
SLE			At the 1988 Olympics, Grant was wrongly credited with 51.73, but actually it was only 52.73		DMA	2.25	Brendan Williams	La Habana	17 Mar 12
						2.25	Brendan Williams	Port-of-Spain	24 Jun 12
					DOM*	2.23	Julio Luciano	Durban	8 Feb 02
						2.23	Julio Luciano	La Habana	15 May 99
						2.23	Julio Luciano	Bridgetown	27 Jun 99
					ECU	2.30	Diego Ferrín	Guadalajara	27 Oct 11
					EGY	2.25	Karim Samir Lotfy	Eberstadt	28 Jun 08
					ERI	1.85	Idris Mohammed	Asmara	1 Jun 99
						1.85	Idris Mohammed	Asmara	1 Jun 99
					ESA	2.11	Marion Colorado	Barquisimeto	29 Jul 11
					ESP	2.34	Arturo Ortiz	Barcelona	22 Jun 91
					EST	2.30	Marko Turban	Rakvere	5 Jun 96
					ETH	2.06	Yatna Lamita Gamechu	Gaborone	31 May 14
						2.06	Gemechu Tamiru Ngunura	Addis Ababa	15 Jun 14
					FIJ	2.09	Antonio Rahiman	Suva	5 Apr 03
					FIN‡	2.31	Mika Polku	Viitasaari	22 Jul 00
						2.31	Toni Huikuri	Bratislava	11 Jun 02
					FRA‡	2.34	Mickaël Hanany	El Paso	22 Mar 14
					FSM	1.78	Richard Falan	Abay	23 Jul 01
					GAB	2.14	Hilaire Onwanlélé	Libreville	6 Apr 90
					GAM	2.18	Sheikh Tidiane Faye	Banjul	Nov 74
					GBR‡	2.37	Steve Smith	Seoul	20 Sep 92
						2.37	Steve Smith	Stuttgart	22 Aug 93
						2.37	Robbie Grabarz	Vaudanne	23 Aug 12
					GBS‡	1.96	Danilo Pereira	Leandas Novas	23 May 08
					GEO	2.26	Zureb Gogochuri	Tbilisi	16 Jun 12
					GER‡	1.90	Lucero Eningo Delgado	Bata	24 Apr 94
					GET‡	2.37	Carlo Thránhardt	Rieti	2 Sep 84
					GHA	2.24	Awuku Boateng	Kitchener	8 Aug 96
					GIB	1.82	Antonio Segovia	Gibraltar	16 Jul 83
					GRE	2.36	Lábros Papakóstas	Athina	21 Jun 92
					GRN	2.21	Paul Caraballo	Des Moines	26 Apr 97
						2.105	Teodoro Flores Palacios	Quezaltenango	26 Feb 60
					GUI	1.90	Thomas Camara	Conakry	4 Jul 65
					GUM	1.90	Raffy Cartaciono	Tumon	7 May 02
					GUY	2.17	Robert Bynoe	George Town	17 Apr 95
					HAI	2.22	Huguens Jean	Sacramento	14 Jun 03
					HKG*	2.23	Mark Chen	Provo	11 Apr 98
					HON	2.00	Tulio Ernesto Quiroz	Tegucigalpa	13 Apr 02
						2.00	Tulio Ernesto Quiroz	San Antonio	11 Aug 02
					HUN	2.28	László Boros	Debrecen	6 Jul 05
					INA	2.15	Andri Dermawan	Pekanbaru	13 Sep 12
					IND	2.25	Hari Shankar Roy	Singapore	28 Sep 04
					IRI	2.26	Keyvan Ghanbarzadeh Shiraz	Shiraz	21 Apr 12
						2.26	Keyvan Ghanbarzadeh Bangkok		22 Jun 15
						2.26	Keyvan Ghanbarzadeh Pathum Thani		25 Jun 15
					IRL	2.30	Adrian O'Dwyer	Alger	24 Jun 04
					IRQ	2.13	Kassim Mohammed Hassan	Mossul	17 Oct 83
					ISL‡	2.25	Einar Karl Hjartarson	San Marino	2 Jun 01
					ISR	2.36	Konstantin Matusevich	Perth	5 Feb 00
					ISV	2.03	Patrick Moore	San Juan	24 Jun 84
					ITA‡	2.33	Marcello Benvenuti	Verona	12 Sep 89
						2.33	Marco Fassinotti	Oslo	11 Jun 15
					IVB‡	2.13	Karl Scatliffe	Road Town	1 Jul 90
						2.13	Raymond Solomon	Coamo	14 Jul 91

High Jump

AFG	1.90	Abdoul Skour	Kaboul	73
AIA	2.00	Theron Niles	Basseterre	6 Jul 14
ALB	2.11	Muhamet Abazi	Tiranë	6 Jul 88
ALG	2.34	Abderrahmane Hammad	Alger	14 Jul 00
AND	2.14	Estéve Martin	Barcelona	26 Jun 96
ANG	2.10	Orlando Bonifácio	Luanda	9 May 82
ANT	2.27	James Grayman	Pergine Valsugana	7 Jul 07
ARG	2.25	Fernando Pastoriza	Cd. de México	23 Jul 88
	2.25	Erasmo Jara	Rosário	11 May 02
ARM	2.16	Karen Ardarian	Yerevan	14 Jul 84
	2.16	Gerasim Hayrapetian	Yerevan	15 Jun 85
	2.16	Edik Mesropian	Yerevan	15 Oct 85
ARU	2.10	Pierre de Windt	Breda	24 Sep 06
ASA	1.89	Aaron Victorian	San Jose	12 Feb 10
AUS	2.36	Timothy Forsyth	Melbourne	2 Mar 97
AUT	2.28	Markus Einberger	Schwechat	18 May 86
AZE	2.37	Valeriy Sereda	Rieti	2 Sep 84
BAH	2.38	Troy Kemp	Nice	12 Jul 95
BAN	2.11	Sajib Hossain	Dhaka	5 May 10
BAR	2.25	Henderson Dottin	El Paso	12 Apr 08
BDI	2.05	Jérôme Rutayisirié	Gauvain	17 Aug 86
BEL	2.36	Eddy Annys	Gent	26 May 85
BEN	2.12	Romain Akpo	Abuja	10 Sep 10
BER	2.36	Clarence Saunders	Auckland	1 Feb 90
BHU	1.75	Balaram	Thimphu	2 Oct 98
BIH	2.31	Elvir Krehmić	Zagreb	7 Jul 98
BIZ	2.03	Joel Wade	Belize City	17 Aug 97
BLR	2.34	Andrey Sankovich	Gomel	15 May 93
BOL	2.10	Claudio Pinto	La Paz	12 Nov 89
BOT	2.34	Kabelo Kgosiemang	Addis Ababa	4 May 08
BRA	2.32	Jessé Farias de Lima	Lausanne	2 Sep 08
BRN	2.19	Salem Nasser Bakheet	Busan	10 Oct 02
	2.19	Salem Nasser Bakheet	Doha	9 Dec 06
BRU	2.04	Demingo Kapal	B. S. Begawan	7 Jun 92
BUL	2.36	Georgi Dakov	Bruxelles	10 Aug 90
BUR	2.22	Boubacar Séré	Bambous	13 Aug 06
	2.22	Boubacar Séré	Celle Ligure	27 Jun 07
CAF	2.06	Fidèle Bakamba	Ile-Ife	3 Apr 77
CAM	2.03	Sin Sitha	Aachen	5 Aug 72
CAN	2.40	Derek Drouin	Des Moines	25 Apr 14
CAY	2.19	Omar Wright	El Paso	13 May 06
CGO	2.14	Henri Elendé	Châtelleraut	6 Sep 64
	2.14	Jean-Claude Silao	Dakar	1 Jun 97
CHA	2.17	Mahamat Idriss	N'Djamena	10 Apr 66
	2.17	Paul Ngadjadoum	N'Djamena	29 Mar 93
	2.17	Mathias Ngadjadoum	N'Djamena	7 Apr 96
CHI	2.22	Felipe Apablaza	Cochabamba	3 Jun 01
CHN	2.39	Zhu Jianhua	Eberstadt	10 Jun 84
CIV	2.08	Kouami N'Dri	Abidjan	5 May 79
	2.08	Moustapha N'Dri	Dakar	28 May 70
CMR	2.28	Fernand Djoumessi Temfack	Bühl	19 Jun 14

COUNTRY	MARK	NAME	VENUE	DATE	COUNTRY	MARK	NAME	VENUE	DATE
CZE	2.37	Jaroslav Bába	Arnstadt	5 Feb 05	BRU	4.70	Demingo Kapal	Singapore	3 Sep 95
DEN	2.27	Michael Mikkelsen	Glasgow	4 Mar 90	BUL	5.82	Spas Bukhalov	Sofia	2 Jun 07
	2.27	Jannick Klausen	Paris	4 Mar 11	BUR	3.85	Alassane N'èya	Ouagadougou	2 May 93
FIN	2.33	Osku Torro	Tampere	5 Feb 11	CAF	3.80	Mickaël Conjunjo	Noisy-le-Grand	30 Apr 89
FRA	2.35	Jean-Charles Gicquel	Paris	13 Mar 94	CAM	3.90	Peou Chin	Phnom Penh	18 Jul 68
GBR	2.38	Steve Smith	Wuppertal	4 Feb 94	CAN‡	5.91	Shawnacy Barber	Austin	2 May 15
GBS	1.96	Danilo Pereira	Alpiarça	2 Feb 08	CAY‡		See indoor footnote		
GER	2.42	Carlo Thränhardt	Berlin	26 Feb 88	CGO	4.25	Jean-Prospër Tsonzabéka	Tunis	14 Jun 69
ISL	2.28	Einar Karl Hjartarson	Reykjavík	18 Feb 01	CHA	3.80	Hubert Djimtoloum	Brazzaville	63
ITA	2.34	Marco Fassinotti	Ancona	23 Feb 14	CHI	5.50	Thomas Riether	Tallahassee	28 May 92
	2.34	Marco Fassinotti	Hustopeče	24 Jan 15	CHN‡	5.80	Xue Changrui	Beijing	21 May 94
IVB	2.16	Sam Noel	Lexington	31 Jan 98	CIV	5.10	Alain Andji	Yerres	21 Jun 92
NED	2.31	Wilbert Pennings	Siegen	9 Feb 02	CMR	4.43	David W. Nzodom Djozing	Lille	14 May 15
NGR	2.32	Anthony Idiata	Pátra	15 Feb 00	COD	4.35	Florent Lomba Bilisi	Réduit	1 Mar 15
NOR	2.36	Steinar Hoen	Balingen	12 Feb 94	COK	3.10	Akanao William	Nouméa	18 Dec 87
	2.36	Steinar Hoen	Berlin	3 Mar 95	COL	5.40	Miguel Saldarriaga	Medellín	27 Jul 91
RUS	2.42	Ivan Ukhov	Praha	25 Feb 14	COM‡	1.40	Mohamed M'Sahazi	Bondy	13 May 06
STP	2.01	Hedson Trindade	Pombal	31 Jan 10	CPV	4.70	José Rosa	Guimáraes	2 Jul 11
SUD	2.28	Ali Mohamed Younes Idriss	Bordeaux	23 Feb 14.	CRC	5.20	Róger Borbón	San Antonio	11 Jul 98
SUI	2.32	Roland Dalhäuser	Milano	6 Mar 82	CRO	5.62	Ivan Horvat	Koper	29 Jun 13
	2.32	Roland Dalhäuser	Indianapolis	7 Mar 87	CUB	5.90	Lazaro Borges	Daegu	29 Aug 11
TTO	2.15	Kevin Huggins	Carbondale	7 Dec 07	CYP	5.56	Fotis Stephani	Minsk	9 Jun 00
	2.15	Kashef Daniel	Bloomington	1 Feb 14	CZE*	5.82	Michal Balner	Baku	24 Jun 15
USA	2.40	Hollis Conway	Sevilla	10 Mar 91	DEN	5.75	Piotr Bucarski	Fort-de-France	27 Apr 02
ZIM	2.16	George Maringapasi	New York	15 Jan 00	DMA	2.90	Andy Baron	Bietigheim	21 Jul 02
						2.90	Andy Baron	Bridgetown	19 Jul 03
					DOM	5.10	Jorge Montis	Mayagüez	27 Jul 10
					ECU	5.30	José Pachó	Cuenca	14 Mar 15
					EGY	5.05	Ahmed Hosni Abou Zid	Al-Qâhira	26 Aug 95
					ERI	2.60	Efrem Samiel	Landquart	24 May 14
						2.60	Awet Eyob	Genève	31 May 14
					ESA	4.90	Pedro Flores Figueroa	Irapuato	7 Jul 12
					ESP	5.81	Montxu Miranda	Barcelona	2 Sep 00
					EST	5.86	Valeri Bukrejev	Somero	3 Jul 94
					ETH	4.00	Samson Basha Gameda	Addis Ababa	13 Jun 14
						4.00	Samson Basha Gameda	Marakech	13 Aug 14
					FIJ	4.45	Joe Rodan	Manchester	28 Jul 02
					FIN	5.82	Jani Lehtonen	Kuortane	26 Jun 94
					FRA	6.16i	Renaud Lavillenie	Donetsk	15 Feb 14
					FSM‡	3.85	Keitani Graham	Suva	10 Jul 03
					GAB	4.50	Sylvain Lindzondzo	La Vallbonne	8 Aug 81
					GAM	5.30	Alhaji Jeng	Halmstad	18 Jul 99
					GBR‡	5.82	Steve Lewis	Szczecin	21 Jul 12
					GBS	4.20	Emerson Évora	Lisboa	16 Jul 14
					GEO	5.30	Sergey Amosov	Kharkov	17 Jul 83
					GEQ	2.20	Alfonso Ekwunezi Ikuga	Sabadell	30 Sep 07
					GER	6.01	Björn Otto	Aachen	5 Sep 12
					GHA	5.40	Jordan Yamoah	Pueblo	25 May 13
					GRE	5.85	Konstadinos Filippidis	Landau	25 Jun 15
					GRN	4.60	Kurt Felix	Des Moines	7 Jun 12
					GUA	4.60	Jorge Solórzano	Cd. de Guatemala	18 Aug 01
						4.60	Jorge Solórzano	Cd. de Guatemala	1 Dec 01
						4.60	Jorge Solórzano	Cd. de Guatemala	2 Nov 02
						4.60	Jorge Solórzano	Cd. de Guatemala	8 Nov 02
					GUI‡	4.87	Moussa Condé	Bloomington	7 Jun 14
					GUM*	2.45	Jude Anthony Martinez	Shoreline	22 Mar 08
					GUY	4.11	Reginald Dash	Ponce	1 Apr 67
					HAI	4.20	Josue Louis	Santa Barbara	4 Apr 15
					HKG	4.29	Lau Kok Hung	Hongkong	22 Mar 15
					HON	4.15	Cecil Koehling	Tegucigalpa	3 Dec 94
					HUN	5.92	István Bagyula	Linz	5 Jul 91
					INA	5.13	Nunung Jayadi	Sidoarjo	30 Mar 02
					IND	5.13	K. Paul Birmin	Jabalpur	23 Aug 12
					IRI	5.36	Mohammed Mohsen Rabbani	Tehran	7 Aug 09
					IRL	5.36	Brian McGovern	Tempe	23 Mar 13
					IRQ	5.25	Muntaher Faleh Abdelwahid	Incheon	28 Sep 14
					ISL	5.17	Sigurdur Sigurdsson	Lage	31 May 84
					ISR	5.93	Aleksandr Averbukh	Madrid	19 Jul 03
					ISV‡	5.20	Brian Morrisette	Los Angeles	6 Aug 84

Notes (*)

COD *Opata transferred to France in 2000*

DOM *2.24 Julio Luciano 96 – false*

HKG *2.25 Mark Chenn Provo on 20 May 00 – as a US citizen*

MLI *Abdoulaye Diarra (ex-France) transferred to Mali in May 2013*

Pole Vault

AFG	3.72	Said Gilani	Bremen	29 May 14
AIA	3.21	Andre Samuel	Cobleskill	27 Apr 02
ALB	5.40	Sazan Fisheku	Athina	7 Jul 91
ALG	5.50	Hichem Cherabi	Zweibrücken	14 Jun 15
AND	4.90	Miguel Vilchez	Barcelona	13 Jul 14
ANG	4.05	José Francisco	Luanda	11 Jun 89
ANT	3.80	Calvin Greenaway	Newham	2 Jun 73
ARG	5.71	Germán Chiaraviglio	Beijing	19 Aug 06
ARM	4.40	Viktor Sosedov	Yerevan	15 Jun 78
	4.40	Viktor Sosedov	Yerevan	15 Jun 78
ARU	3.30	Ericko Pieterella	Oranjestad	95
ASA	5.41	Makisi Haleck	Norman	28 May 05
AUS	6.06i	Steven Hooker	Boston	7 Feb 09
AUT‡	5.77	Hermann Fehringer	Linz	5 Jul 91
AZE	5.00	Aleksandr Zyatín	Kharkov	5 May 73
	5.00	Aleksandr Zyatín	Baku	7 Sep 74
BAH	4.89	Brent Vanderpool	Nassau	87
BAN	4.35	Humayun Kabir	Dhaka	29 Apr 06
BAR	3.70	Clifford Brooks	London	13 Aug 77
	3.70	Victor Houston	Austin	7 Apr 94
BDI	4.10	Pierre Ntibarashirwa	Bujumbura	9 Sep 79
	4.10	Vénant Rwamaháké	Bujumbura	81
BEL‡	5.70	Thibaut Duval	Oordegem	11 Jun 00
	5.70	Kevin Rans	Hesden	28 Jul 07
BEN	3.50	John Godonou-Dossou	Dakar	30 Jun 57
BER	3.86	Brooke Onley	Tuscaloosa	15 May 87
BIH	4.80	Borivoje Bošnjak	Sarajevo	30 Jun 74
	4.80	Miroslav Šutvić	Split	28 Apr 80
	4.80	Zeljko Vučković	Stara Zagora	3 Aug 85
BIZ	3.20	Joel Wade San	Salvador	21 Jan 94
BLR	6.00	Dmitriy Markov	North Shore City	20 Feb 98
BOL	3.90	Daniel Araújo	Cochabamba	24 Aug 86
BOT	3.93	Calvin dikomane	Salon-de-Provence	2 Jul 14
BRA	5.92	Thiago Braz	Baku	24 Jun 15
BRN	4.45	Ibrahim Jassim Hussein	Manama	16 Apr 95

COUNTRY	MARK	NAME	VENUE	DATE	COUNTRY	MARK	NAME	VENUE	DATE
KAZ	5.92	Igor Potapovich	Stockholm	19 Feb 98	CRO	8.23	Siniša Ergotić	Zagreb	5 Jun 02
LUX	5.40	Fabian Mores	Innsbruck	21 Jan 06		8.23	Siniša Ergotić	Córdoba	6 Sep 03
MDA	5.70	Aleksandr Jucov	Minsk	17 Jan 88	CUB	8.71	Iván Pedroso	Salamanca	18 Jul 95
	5.70	Aleksandr Jucov	Chişinău	3 Feb 91	CYP	7.86	Dimitrios Arouzos	Nicosia	25 Mar 82
MNE	4.60	Darko Pešić	Novi Sad	2 Mar 14		7.86	Michael Rodosthenous	Khania	24 May 86
MRI	5.60	Kersley Gardenne	Liévin	15 Jan 98	CZE	8.25	Milan Mikuláš	Praha	16 Jul 88
POR	5.70	Edi Maia	Orléans	18 Jan 14	DEN	8.25	Morten Jensen	Göteborg	3 Jul 05
ROU	5.61	Tiberiu Agoston	Toulouse	4 Mar 01	DJI	6.89	Mohamed Gouled	Aubagne	8 Jun 85
SKN	4.45	Adolphus Jones	Ames	12 Feb 10	DMA	8.06	David Registe	Cd. de México	15 Aug 14
SLO	5.62	Robert Renner	Villeurbanne	10 Feb 13	DOM	7.96	Carlos Jorge	Santo Domingo	8 Jul 06
TUR	5.70	Ruhan İşim	Reno	24 Jan 98	ECU	8.16	Hugo Chila	Sucre	23 Nov 09
UKR	6.15	Sergey Bubka	Donetsk	21 Feb 93	EGY	8.31	Hatem Hussein Mersal	Oslo	30 Jun 99
UZB	6.02	Rodion Gataullin	Gomel	4 Feb 89	ERI	6.73	Aron Beyene	Aarau	31 May 03

Notes (*)

GAM *Alhaji Jeng became a Swedish citizen in 2000*
 GAT *Ivan Santos became a Portuguese citizen in 2012*
 STP
 CZE *5.83 Kudička Praha 19 Jun 13 – downhill runaway*

Long Jump

AFG	7.05	Mohammed Anwar	Kaboul	40	FRA	8.42	Salim Sdiri	Pierre-Bénite	12 Jun 09
AIA*†	6.96	Denvil Ruan	Baltimore	23 Apr 11	FSM	6.27	Henry Edwin	Saipan	3 Jul 69
ALB	7.78	Izmir Smajlaj	Tiranë	25 Jun 14	GAB†	7.45	François Réténo	Belle Vue	28 Jun 92
ALG	8.26	Issam Nima	Zaragoza	28 Jul 07	GAM	7.95	Babou Saine	Springfield	26 Apr 91
AND	7.57	Estéve Martín	Castellón	25 Jun 00	GBR	8.51	Greg Rutherford	Chula Vista	24 Apr 14
ANG	7.52	Afonso Ferraz	Al-Qähira	24 Sep 91	GBS	6.96	Edivaldo Monteiro	Lisboa	4 May 96
ANT	8.02	Lester Benjamin	Baton Rouge	12 May 84	GEO*	8.12	Boleslav Shkirtladze	Tel Aviv	30 May 12
ARG	7.77	Eric Kerwitz	Rosário	6 Dec 03	GEQ	7.20	Lucero Engrico Delgado	Bata	24 Apr 94
ARM	8.86	Robert Emmian	Tsakhkadzor	22 May 87	GER†	8.54	Lutz Dombrowski	Moskva	28 Jul 80
ARU	7.72	Quincy Breell	Cartagena	16 May 15	GHA	8.43	Ignisious Gaisah	Roma	14 Jul 06
ASA	6.90	Sa Fuimaono	Pago Pago	Aug 90	GIB	6.14	Jeff Rhodes	Gibraltarr	9 Jul 87
AUS	8.54	Mitchell Watt	Stockholm	29 Jul 11	GRE	8.66	Louís Tsátoumas	Kalamáta	2 Jun 07
AUT	8.30	Andreas Steiner	Innsbruck	4 Jun 88	GRN	8.09	Eugene Licorish	Port-of-Spain	5 May 89
AZE	8.03	Vladimir Tsepelyev	Tbilisi	17 Sep 78	GUA	7.79	Salomon Rowe	Xalapa	5 Aug 77
BAH	8.41	Craig Hepburn	Nassau	17 Jun 93	GUL*†	7.39	Thierno Amadou Barry	L'Alfás del Pi	8 Jun 13
BAN	7.61	Mohamed Ali Amin	Dhaka	3 Apr 09	GUM	6.86	Florenz Quiltong	Mangilao	19 Mar 95
BAR†	7.84	Shamar Rock	Bridgetown	21 Jun 14	GUY	8.07	Mark Mason	Raleigh	3 Apr 93
BDI	7.14	Christophe Ntirandékura	Bad Qähira	23 Sep 91	HAI	7.93	Sylvio Cator	Paris	9 Sep 28
BEL	8.25	Erik Nijs	Hechtel	6 Jul 96	HKG	7.83	Chan Ming Tai	Hongkong	27 Jun 15
BEN	7.42	Romeo N'tia	Nogent-sur-Mame	28 Jun 15	HON	7.67	Jason Castro	Cd. de Guatemala	20 Apr 12
BER	8.22	Tyrone Smith	Mayaguez	26 Jul 10	HUN	8.30	László Szalma	Budapest	7 Jul 85
BHU	6.21	Tshewangla	Phuntsholing	21 Jan 03	INA	7.85	Agus Reza Irawan	Jakarta	21 Sep 95
BIH	7.63	Milan Babić	Chelje	11 Jun 68	IND*	8.08	Amrit Pal Singh	New Delhi	16 Mar 04
BIZ	7.76	Michael McKoy	Maracaibo	16 Aug 98	IRI	8.17	Mohammed Arzandeh	Tehran	7 Jul 12
BLR	8.33	Aleksandr Glavatskiy	Sestriere	7 Aug 96	IRL	8.07	Ciaran McDonagh	La Chaux-de-Fonds	21 Aug 05
BOL	7.41	Ramiro Villaroel	Cochabamba	24 May 96	IRQ	7.65	Waleed Turkey Jassim	Baghdad	16 Jun 85
BOT	8.27	Gable Garenamotse	Rhede	20 Aug 06	ISL	8.00	Jón Arnar Magnússon	Reykjavik	26 Aug 94
BRA	8.40	Douglas de Souza	São Paulo	15 Feb 95	ISR	7.99	Yochai Halevi	Tel Aviv	15 May 10
BRN	7.47	Mohamed Imam Bakhsh	Manama	16 Oct 03	ISV	8.11	Leon Hunt	Tallahassee	18 Jun 11
	7.47	Mohamed Imam Bakhsh	Al-Kuwait	8 Oct 03	ITA	8.47	Andrew Howe	Osaka	30 Aug 07
BRU	7.04	Daniel Chung	Kota Kinabalu	7 Aug 93	IVB†	7.97	Keita Cline	Kingston	11 May 96
BUL	8.33	Ivailo Madenov	Sevilla	3 Jun 95	JAM	8.62	James Beckford	Orlando	5 Apr 97
BUV†	8.00	Franck Zio	Viry-Châtillon	21 Jun 98	JAR	7.48	Khalil Al-Hanahneh	Amman	26 Apr 08
CAR†	7.61	Wilfried Dorombo	Nogent-sur-Oise	15 Jun 97	JOR	7.48	Khalil Al-Hanahneh	Irbid	19 Mar 10
CAM	7.40	Proch Buntol	Phnom Penh	26 Nov 66	JPN	8.25	Masaki Morinaga	Shizuoka	5 May 92
CAN	8.20	Edrick Floréal	Sherbrooke	20 Jul 91	KAZ	8.16	Sergey Vasilenko	Alma Ata	18 Jun 88
CAY	8.31	Kareem Streete-Thompson	Bad Langensalza	1 Jul 00	KEN	8.12	Jacob Katonon	Johannesburg	23 Sep 95
CGO	7.44	Péggyuy Sita Kihoué	Maputo	15 Sep 11	KGZ	8.16	Shamil Abbyasov	Leningrad	2 Aug 81
CHA	7.42	Kémbié Djimassal	Alger	25 Jul 78	KIR	6.86	Karakoa Iotia	Suva	29 May 76
CHI	8.08	Daniel Pineda	Santiago/CHI	21 Apr 12	KOR	8.20	Kim Duk-Hyun	Beograd	12 Jul 09
CHN	8.47	Li Jinzhe	Bad Langensalza	28 Jun 14	KOS	7.04	Shefqet Hasani	Beograd	81
CIV	7.74	Brou Kouakou	Viry-Châtillon	3 Jul 76	KSA	8.48	M. Salman Al-Khawalidi	Sotteville	2 Jul 06
CMR	7.88	Frédéric Ebong Salle	London	10 Jun 90	KUW	8.02	Saleh Abdelaziz Al-Haddad	Al-Kuwait	5 May 09
COD†	7.64	Jean Kamanda-Mbuyi	Pierre-Bénite	9 Jun 06	LAO	7.31	Sompong Vongphakdy	Singapore	12 Jun 15
	7.64	Djanké Mambo	Heusden	31 Aug 97	LAT†	8.07	Juris Tone	Moskva	21 Jun 83
COK	7.16	Harmon Harmon	Nikao	2 Jun 03	LBA	8.03	Abdusalam Mohamed Bishty	Khania	25 May 85
COL	7.96	Lewis Asprilla	Bogotá	25 Jun 99	LBR	8.00	Cadeau Kelley	Ypsilanti	18 Apr 09
COM	6.97	Said Ali Saïd	Mutsamudu	15 Jun 14	LCA	7.82	Dane Magloire	Durham	10 May 00
CPV*	7.57	Nélson Évora	Lisboa	25 May 02	LES	6.90	Pule Rants'eli	Maseru	Oct 07
CRC	7.53	Josell Ramírez	Ponce	24 Apr 09					

COUNTRY	MARK	NAME	VENUE	DATE	COUNTRY	MARK	NAME	VENUE	DATE
LIB	7.43	Marc Habib	Jamhour	23 Jul 04	STP	6.93	Valdemar Afonso	São Tomé	11 Aug 04
LIE	7.24	Franz Tschol	St. Gallen	6 May 89	SUD	7.61	Rabah Youusif Bkheit	Cophthal	5 May 07
LTU	8.15	Povilas Mykolaitis	Kaunas	4 Jun 11	SUI	8.27	Julien Fivaz	Ebensee	2 Aug 03
LUX	7.57	Bernard Felten	Namur	21 Jun 98	SUR*	7.67	Dennis Malone	Georgetown	7 Oct 79
MAC	7.22	Leong Kin Kuan	Izmir	17 Aug 05	SVK	8.05	Róbert Széli	Budapest	6 Jul 88
MAD	7.77	Toussaint Rabenala	Talence	19 May 90	SWE†	8.22	Michel Tornéus	Kuortane	22 Jul 12
MAR	8.40	Yahya Berrabah	Beyrouth	2 Oct 09	SWZ	7.76	Victor Shabangu	Germiston	23 Nov 96
MAS	7.88	Josebert Tinus	Bangkok	5 Oct 07	SYR	7.54	Assad Nakour	Damascus	23 Jul 87
MAW	7.25	Lifa Kalungo	Zomba	16 Nov 86	TAN	7.84	Shujaa Benson	Lubbock	17 May 14
MDA	8.25	Sergey Podgaynyi	Kishinyov	18 Aug 90	TGA	7.27	Tokaikolo Latapu	Nuku'alofa	7/10 Apr 00
MDV	6.47	Hussain Haleem	Malé	2 Oct 09	THA	8.05	Suphanara S. Ayudhaya	Kobe	10 Jul 11
MEX	8.46	Luis Rivero	Kazan	12 Jul 13	TJK	8.18	Vasily Sokov	Tallinn	5 Jul 88
MGL	7.47	Khandsuren Tsasbaatar	Irkutsk	21 Aug 86	TKM	7.99	Vladimir Malyavin	Budapest	3 Jun 94
MHL†	6.35	Roman Cress	Brooklyn Park, MN	2 Jun 94	TKS	7.87	Ifeanyichukwu Otuonye	Austin	28 May 15
MKD	7.15	Toni Damcevski	Sofia	23 May 95	TOG	8.00	Georges Téko Folligan	Johannesburg	15 Sep 99
	7.15	Zoran Taševski	Skopje	15 May 76	TPE	8.34	Nai Hui-Fang	Shanghai	15 May 93
MLI	7.82	Mamadou Chérif Dia	Bamako	27 Apr 10	TTO	8.14	Wendell Williams	Königs Wusterhausen	5 Sep 99
MLT	7.71	Rachid Chouhal	Marsa	2 Apr 05	TUN	8.01	Anis Gallali	Dakar	22 Aug 98
MNE	7.20	Milorad Jovancević	Berane	23 Jul 81	TUR†	8.08	Mesut Yavaş	Istanbul	24 Jun 00
MNT	7.21	Oswald Phillip	San Juan	11 Apr 92	TUV	7.02	Okilani Tinilau	Apia	23 Jun 11
MON	6.59	Anthony de Sevelinges	Monaco	7 Jun 07	UAE	7.79	Mousheb Ali Said	Latakia	6 Sep 92
MOZ	7.51	Carvalho Machuza	Windhoek	3 Jul 06	UGA	7.75	Fidelis Ndyabagye	Alger	26 Jul 78
MRI	8.28	Jonathan Chimier	Athina	24 Aug 04	UKR	8.35	Sergey Layevskiy	Dnepropetrovsk	16 Jul 88
MTN	6.94	Daouda A. Bâ	Nouakchott	72		8.35	Roman Shchurenko	Kiev	25 Jul 00
MYA	7.56	Thant Zin	Kuala Lumpur	20 Nov 77	URU	8.09	Emiliano Lasa	Lima	13 Jun 15
NAM	8.24	Stefan Louw	Germiston	12 Jan 08	USA	8.95	Mike Powell	Tokyo	30 Aug 91
NCA	7.38	Nelson Navarro	La Habana	6 Mar 88	UZB	8.10	Aleksandr Pototskiy	Bryansk	4 Jun 92
NED	8.29	Ignisious Gaisah	Moskva	16 Aug 13		8.10	Konstantin Sarnatskiy	Hiroshima	11 Oct 94
NEP	7.00	Krishna Bahadur Giri	Kathmandu	12 Jul 99	VAN	7.18	Georges Taniel	Luganville	1 Sep 84
NFI	6.24	Aiden Butterfield	Middlegate	2 Oct 96	VEN	8.34	Victor Castillo	Cochabamba	30 May 04
NGR	8.27	Yussuf Alli	Lagos	8 Aug 89	VIE	7.73	Pham Van Lam	Ho Chi Minh	22 Sep 13
NIG	7.27	Abdoulaye Garba	Niamey	13 Dec 05	VIN	8.08	Clayton Latham	Hamburg, NY	29 Jul 08
NMI	6.42	Dexter Dillay	Apia	12 Dec 06	YEM	6.62	Bakar Mahmood Shujab	Sana'a	26/27 Nov 14
NOR	8.02	Kristen Flogstad	Oslo	4 Aug 73	ZAM	7.71	Joseph Sinkala	Lusaka	27 Apr 14
NRU	6.58	Frederick Canon	Meneñ	17 May 96	ZIM	8.40	Ngonidzashe Makusha	Des Moines	9 Jun 11
NZL	8.05	Bob Thomas	Whangarei	20 Jan 68					
OMA	7.75	Ahmad Hadib Bashir	Tallinn	5 Aug 94					
PAK	7.79	Muhammad Urfaq	Islamabad	21 Oct 89					
PAN	8.73	Irving Saladino	Hengelo	24 May 08					
PAR	7.42	Olegario Olmedo	Asunción	25 Jul 87					
PER	8.10	Jorge McFarlane	Sucre	23 Nov 09					
PHI	7.99	Henry Dagmil	Eagle Rock	7 Jun 08					
PLE	6.88	Mohamed Fanona	Gaza	29 Oct 99					
PLW	6.45	Conrad Rdechor	Koror	29 May 99					
PNG	7.21	Edward Bai	Port Moresby	16 May 98					
	7.21	Sandy Katusela	Apia	27 Jun 03					
POL	8.28	Grzegorz Marciszyn	Malles	14 Jul 01					
POR	8.36	Carlos Calado	Lisboa	20 Jun 97					
PRK	7.86	Cha Gyong Nam	Pyongyang	14 Apr 83					
PUR	8.19	Elmer Williams	Bogotá	11 Aug 89					
PYF	7.98	Raihau Maiau	Marseille	6 Jun 15					
QAT	8.13	Abdulrahman Al-Nubi	Manila	21 Sep 03	AIA	7.01	Denvil Ruan	Baltimore	7 Jan 12
ROU	8.37	Bogdan Tudor	Bad Cannstatt	9 Jul 95	BAR	7.85	Kevin Bartlett	Joplin	12 Jan 02
RSA	8.50	Khotso Mokoena	Madrid	4 Jul 09	BUR	8.06	Franck Zio	Liévin	4 Feb 96
RUS	8.56	Aleksandr Menkov	Moskva	16 Aug 13	COD	7.65	Jean Kamanda-Mbuyi	Aubièrre	26 Feb 06
RWA	7.00	Jean Kanyangara	Kigali	1/2 Jun 13	ESP	8.56	Yago Lamela	Maebashi	7 Mar 99
SAM	7.15	Iafeta Sua'mene	Hamilton	Mar 76	GAB	7.49	Davy Mbita	Saumur	13 Dec 98
SEN	8.46	Cheikh Tidiane Touré	Bad Langensalza	15 Jun 97	GER	8.71	Sebastian Bayer	Torino	8 Mar 09
SEY	7.86	Danny Beauchamp	Belle Vue	28 Jun 92	IVB	7.99	Keita Cline	Ames	9 Feb 96
SIN	7.62	Matthew Goh Yujie	Vientiane	15 Dec 09	LAT	8.11	Arturs Aboliņš	Fayetteville	10 Mar 06
SKN	7.59	Clyde Wilkinson	Fresno	13 Apr 96	MHL	6.45	Roman Cress	Menomonie	8 Feb 03
SLE	7.84	Thomas Ganda	London	9 May 92	SWE	8.30	Michel Tornéus	Praha	6 Mar 15
SLO	8.40	Gregor Cankar	Celje	18 May 97	TUR	8.09	Mesut Yavaş	Ames	3 Mar 00
SMR	7.25	Luca Maccapani	Nicosia	4 Jun 09					
SOL	7.35	Ian Chapangi	Honiara	25 Sep 93					
SOM	7.35	Abdulle Noor Wasughe	München	24 Aug 72					
SRB	8.45	Nenad Stekić	Montréal	25 Jul 75					
SRI	7.86	Sujith Rohitha	Kandy	13 Aug 99					
	7.86	W. P. Amila Jayasiri	Colombo	14 Aug 14					

Notes (*)

AIA Joseph Pemberton was a St Kitts citizen but resided on Anguilla and thus was eligible to represent AIA as a youth at the CARIFTA Games.

CPV Nelson Évora became a Portuguese citizen on 27 May 02

GEO Questionable measurement. Alternative best – 8.11 Vakhtrang Minashvili Baku 13 Sep 87

GUI Thierno Amadou Barry became a Spanish citizen on 2 Dec 14

IND 8.09 Kumaravel Prem Kumar New Delhi 5 Aug 13 – no doping control

SUR 7.69 Ed Pireau Den Haag 22 Aug 76 – not ratified by federation, though actually before he got Dutch citizenship

Superior (or identical) indoor bests not ratified by federation as absolute records (‡)

AIA	7.01	Denvil Ruan	Baltimore	7 Jan 12
BAR	7.85	Kevin Bartlett	Joplin	12 Jan 02
BUR	8.06	Franck Zio	Liévin	4 Feb 96
COD	7.65	Jean Kamanda-Mbuyi	Aubièrre	26 Feb 06
ESP	8.56	Yago Lamela	Maebashi	7 Mar 99
GAB	7.49	Davy Mbita	Saumur	13 Dec 98
GER	8.71	Sebastian Bayer	Torino	8 Mar 09
IVB	7.99	Keita Cline	Ames	9 Feb 96
LAT	8.11	Arturs Aboliņš	Fayetteville	10 Mar 06
MHL	6.45	Roman Cress	Menomonie	8 Feb 03
SWE	8.30	Michel Tornéus	Praha	6 Mar 15
TUR	8.09	Mesut Yavaş	Ames	3 Mar 00

Triple Jump

AFG	12.99	Mohammed Anwar	Kaboul	40
AIA	14.93	Denvil Ruan	Greensboro	4 May 13
ALB	16.09	Artan Duka	Shkodër	12 Jun 86
ALG	16.92	Lotfi Khaïda	Monaco	7 Aug 93

COUNTRY	MARK	NAME	VENUE	DATE	COUNTRY	MARK	NAME	VENUE	DATE
AND	15.35	Xavier Montané	Andorra	5 Jul 98	GEO	17.44	Viktor Saneyev	Suchumi	17 Oct 72
ANG	16.43	António Santos	Annaba	2 Sep 88	GEQ	14.38	Davy Mevong Mba	Zaragoza	22 May 11
ANT	16.55	James Browne	San Angelo	12 Apr 90	GER	17.66	Ralf Jaros	Frankfurt	30 Jun 91
ARG	16.51	Maximiliano Díaz	Buenos Aires	4 Jun 11	GHA	17.23	Andrew Owusu	Dakar	19 Aug 98
ARM	17.41	Armen Martirosian	Gyumri	5 Jun 98	GIB	12.06	Nicholas Vásquez	Visby	1 Jul 99
ARU	13.14	Freddy Burgos	Breda	12 Jun 77	GRE	17.55	Dimitrios Tsíamias	Thessaloniki	18 Jun 06
ASA	13.75	Sa Fuimaono	Pago Pago	Jul 91	GRN	17.49	Randy Lewis	São Paulo	22 May 08
AUS	17.46	Ken Lorraway	London	7 Aug 82	GUA	15.94	Juan Carlos Nájera	Cd. de Guatemala	17 Oct 09
AUT	16.57	Alfred Stummer	Südstadt	13 Jul 88	GUI	13.88	Thierno Amadou Barry	Castellón	16 Jun 12
AZE†	17.33	Vasif Asadov	Bryansk	18 Jun 90	GUM	14.01	David Wilson	Canberra	3 Mar 96
BAH	17.59	Leevan Sands	Beijing	21 Aug 08	GUY	16.34	Devon Bond	Lubbock	5 May 12
BAN	15.55	Afzal Hossain	Dhaka	13 Feb 91	HAI	17.39	Samyr Laine	Bogotá	24 Jul 09
BAR	16.70	Alvin Haynes	Starkville	17 May 92	HKG	15.76	Ng Ka Wai	Hongkong	7 Apr 13
BDI	15.70	Christophe Ntirandékura	Bujumbura	27 Jul 91	HON	15.87	Jason Castro	San José/CRC	24 Jun 11
BEL	17.00	Michael Velter	Vilvoorde	14 May 06	HUN†	17.24	Zsolt Czingerler	Tivoli	31 May 98
BEN	15.70	Armand Gbaguidi	Cotonou	29 Mar 87	INA	15.99	Doni Susanto	Nakhon Ratchasima	7 Dec 07
BER†	17.62	Brian Wellman	El Paso	15 Apr 95	IND	17.17	Arpinder Singh	Lucknow	8 Jun 14
BHU	13.25	Bishnu Prudham	Thimphu	2 Oct 98	IRI	16.38	Alshin Daghri Hemadi	Shiraz	8 May 07
BIH	16.05	Muamer Karajica	Sarajevo	8 Jul 79	IRL†	15.99	Samuel Okantey	West Lafayette	2 May 15
BIZ	15.93	Brandon Jones	Managua	22 Jun 13	IRQ	16.48	Majid Abdulsada Jabbar	Baghdad	8 May 96
BLR	17.77	Aleksandr Kovalenko	Bryansk	18 Jul 87	ISL	16.70	Vilhjálmur Einarsson	Reykjavik	7 Aug 60
BOL	14.90	David Soliz	La Paz	12 Jun 88	ISR	17.20	Rogel Nachum	Sevilla	6 Jun 92
BOT	16.05	Gable Garenamotse	Kuala Lumpur	18 Sep 98		17.20	Rogel Nachum	Tel Aviv	19 Jul 98
BRA	17.90	Jadel Gregório	Belém	20 May 07	ISV†	16.61	Muhammad Halim	Baltimore	23 Apr 11
BRN	16.70	Mohamed Yousef Al-Sahabi	Manama	17 Apr 09	ITA†	17.60	Fabrizio Donato	Milano	7 Jun 00
BRU	14.65	Chang Siew Khin	Kuching	27 Jul 68	IVB†	15.73	Keita Cline	Minneapolis	20 May 95
	14.65	Haj Shari Mohd Shah Johan	Penang	24 Sep 05	JAM	17.92	James Beckford	Odessa, TX	20 May 95
BUL	17.92	Khristo Markov	Roma	31 Aug 87	JOR	15.87	Mohamed Abdelbaki	Irbid	29 Jul 00
BUR	16.91	Olivier Sanou	Castres	6 Aug 03	JPN	17.15	Norifumi Yamashita	Tokyo	1 Jun 86
CAF	15.47	William Bangahingui	Lens	10 Jul 93	KAZ	17.58	Oleg Sakirkin	Gorkiy	23 Jul 89
CAM	14.85	Sao Mean	Phnom Penh	29 Nov 66	KEN	17.12	Jacob Katonon	Nairobi	27 Jun 96
CAN	17.29	Edrick Floréal	Provo	3 Jun 89	KGZ†	17.27	Shamil Abgyasov	Tashkent	15 May 83
CAY	16.09	Edward Manderson	Cd. de Guatemala	16 Jul 95	KIR	13.90	Boitu Baiteke	Apia	22 Jun 11
CGO	15.88	Claudrick Farel Mépandy	Brazzaville	18 Jul 04	KOR	17.10	Kim Duk-Hyun	Daegu	5 Jun 09
CHA	15.30	Kémobé Djmassal	N'Djamena	21 Apr 82	KOS	13.86	Hasan Ganiaj	Mitrovicë	2 Jul 05
CHI	16.52	Alvaro Cortéz	Santiago/CHI	11 Apr 15	KSA	17.07	Salem Mouled Al-Ahmadi	Riyadh	15 May 97
CHN	17.59	Li Yanxi	Jinan	26 Oct 09	KUW	16.75	Marzouk Abdallah Al-Yoha	Barcelona	1 Aug 92
CIV	15.78	Patrice Bohoury	Yamoussoukro	16 Apr 81	LAO	15.74	Phouphet Singbandith	Norwalk	2 Jun 90
CMR	17.14	Hugo Mamba-Schlick	New Delhi	12 Oct 10	LAT	17.56	Máris Bružiks	Riga	3 Sep 88
COD†	16.21	Djéké Mambo	Boulogne	17 May 97	LBA	16.13	Fethi Khalifa Aboud	Casablanca	5 Aug 85
COK	13.63	Harmon Harmon	Nikao	16 Oct 01	LBR†	16.46	Tuan Wreh	Princeton	23 Apr 05
COL	16.66	Alvin Rentería	Ámbato	15 Sep 01	LCA†	16.11	Jeremiah James	Fort Collins	1 May 10
COM	15.34	Himny Aboud Said	Martigues	13 Jun 99	LES	13.56	Leoma Rebonejoang	Maputo	29/30 May 10
CPV	16.15	Nélson Évora	Braga	10 Jun 01	LIB	15.36	Patrick Hanna	Arcadia	11 Apr 15
CRC	15.66	Vance Parks	Normal	14 May 89	LIE	13.62	Franz Biedermann	Zürich	2 Jul 67
CRO	17.11	Đorđe Kožul	Göteborg	28 Jun 87	LTU	17.29	Audrius Raibyzys	Vilnius	22 Jul 95
CUB	18.08	Pedro Pablo Pichardo	La Habana	28 May 15	LUX	15.38	Guy Kemp	Diekirch	21 Jul 90
CYP	17.13	Marios Hadjiandreou	Athina	11 Jul 91	MAC	15.56	Si Kuan Wong	Hongkong	18 Dec 11
CZE	17.53	Milan Mikuláš	Praha	17 Jul 88	MAD	17.05	Toussaint Rabenala	Sotteville	10 Jun 89
DEN†	16.88	Anders Møller	København (Ø)	7 Aug 11	MAR	17.37	Tarek Bougtaïb	Khémisset	14 Jul 07
DJI	12.75	Ahmed Ali	Djibouti	17 Apr 08	MAS	16.76	Muhammed Hakim Ismail	Singapore	9 Jun 15
DMA	17.48	Jérôme Romain	Göteborg	5 Aug 95	MAW	14.30	Daniel Mkwandawire	Blantyre	70
DOM	16.10	Eddy Florián	Santo Domingo	3 Apr 09	MDA	17.06	Vladimir Letnicov	Beograd	23 Jun 02
ECU	17.03	Hugo Chila	Sucre	25 Nov 09	MDV	12.76	Ahmed Fall	Malé	Nov 96
EGY	16.24	Nour Salaheddine Nouredine	El Maadi	11 Apr 08	MEX	16.63	Alberto Álvarez	Monterrey	22 Mar 14
ERI	13.36	Awet Eyob	Yverdon-les-Bains	4 Oct 14	MGL	14.60	Khansuren Tsasbaatar	Irkutsk	22 Aug 86
ESA	14.37	Yehefri Benjamín Vides	San Salvador	2 May 04	MHL	11.94	Mike Zakios	Saipan	Jul 69
ESP	17.04i	Pablo Torrijos	Praha	7 Mar 15	MKD	15.46	Redzhep Selman	Banská Bystrica	22 Jun 08
EST	17.35	Jaak Uudmäe	Moskva	25 Jul 80	MLI	16.50	Mamadou Chérif Dia	Bamako	21 Apr 15
ETH	15.32	Galwak Garkot	Addis Ababa	2 Apr 08	MLT	15.05	Andy Grech	Luxembourg	1 Jun 13
FJ	16.08	Eugene Vollmer	Marion	26 May 12	MNE	14.97	Milorad Jovancević	Berane	24 Jul 81
FIN	17.00	Pertti Pousi	Kuortane	23 Jun 68	MNT	14.69	Oswald Phillip	Plymouth/MNT	24 Jul 82
FRA	18.04	Teddy Tamgho	Moskva	18 Aug 13	MON	12.76	Yvan Ornela	Nicosia	17 May 89
FSM	12.68	Esthepan Dadius	Abay	26 Jul 01	MOZ	15.76	Pedro Noronha	Gaborone	19 Jul 88
GAB	15.53	Yvon Nguéma N'Goua	Johannesburg	17 Sep 99	MRI	16.35	Vissen Moonegan	Victoria, BC	27 Aug 94
GAM	15.05	Jim Malleh Wadda	Banjul	Jul 78	MTN	14.50	Sali Fall	Nouakchott	7 Aug 69
GBR	18.29	Jonathan Edwards	Göteborg	7 Aug 95	MYA	15.00	Myo Min Zin	Rangoon	3 Jul 99
GBS†	14.21	Catumo Mendes	Dreux	16 Jul 11	NAM	16.57	Roger Haitengi	Sasolburg	25 Mar 14

COUNTRY	MARK	NAME	VENUE	DATE	COUNTRY	MARK	NAME	VENUE	DATE
NCA	14.68	Alejandro Lara	Cd. de Guatemala	27 Apr 90	URU	15.08	Emiliano Lasa	Mar del Plata	7 Nov 10
NED‡	16.67	Fabian Florant	Hilversum	7 Jul 13	USA	18.09	Kenny Harrison	Atlanta	27 Jul 96
	16.67	Fabian Florant	Amsterdam	31 Aug 13	UZB	17.36	Vladimir Chernikov	Odessa	21 Aug 88
NEP	15.20	Sita Ram Chaudhari	Kathmandu	25 Jul 01	VAN	14.65	Georges Taniel	Pirae	31 Aug 78
NFI	11.62	Ben Martin Wieczorek	Townsville	17 Dec 04	VEN	16.86	Sérgio Saavedra	Medellín	8 Aug 89
NGR	17.26	Ajaji Agbekoku	Edmonton	8 Jul 83	VIE	16.67	Nguyen Van Hung	Nay Pyi Taw	19 Dec 13
NIG	15.40	Harouna Doulla	Niamey	28 May 94	VIN‡	15.92	Dwight Joseph	Fairfax	24 May 98
NMI	12.28	Ketson Kabriel	Koror	5 Aug 98	YEM	14.17	Christopher Salole	(Australia)	Feb 62
NOR	17.27	Kjetill Hanstveit	Byrkjelo	8 Aug 99	ZAM	15.54	Bogger Mushanga	Alger	22 Jul 78
NRU	12.61	Deamo Baguga	Gool Coast	6 Aug 09	ZIM	17.34	Ndabazihle Mdhlongwa	Lafayette	28 Mar 98
NZL*	15.94	Dave Norris	Palmerston North	6 Mar 65	<i>Alternative outdoor best for federation ratifying indoor marks as absolute records (i)</i>				
OMA	15.36	Jihad Abd. Al Sheikh	Lille	17 Jun 92	ESP	16.93	Santiago Moreno	Ávila	4 Jul 91
PAK	16.45	Zafar Iqbal	Karachi	12 Apr 07	<i>Superior (or identical) indoor bests not ratified by federation as absolute records (‡)</i>				
PAN	15.50	Michael Thompson	Dickinson	4 May 07	AZE	17.37	Vasif Asadov	Volgograd	12 Feb 88
PAR	15.16	Oscar Alvarenga	São Paulo	13 Jun 04	BER	17.72	Brian Wellman	Barcelona	12 Mar 95
PER	16.72	Ricardo Valiente	Huancayo	14 Nov 87	COD	16.54	Nkosinza Balumbu	Fayetteville	15 Mar 08
PHI	16.12	Jobert Delicano	Vientiane	13 Dec 09	DEN	17.01	Anders Møller	Malmö	25 Feb 06
PLE	14.80	Khalil Abdulrahman	Al-Kuwait	5 Jan 85	GBS	14.47	Catumo Mendes	Eaubonne	26 Nov 11
PLW	13.68	William Mgrakelau	Saipan	Jul 69	HUN	17.25	Béla Bakosi	Budapest	6 Mar 83
PNG	15.30	Mong Tavol	Los Angeles	9 May 10	IRL	16.27	Colm Cronin	Detroit	10 Mar 78
POL	17.53	Zdzislaw Hoffman	Madrid	4 Jun 85	ISV	16.87	Muhammad Halim	Ithaca	3 Dec 11
POR	17.74	Nelson Évora	Osaka	27 Aug 07	ITA	17.73	Fabrizio Donato	Paris	6 Mar 11
PRK	16.06	Cha Gyong Son	Pyongyang	26 Oct 95	IVB	16.16	Keita Cline	Ames	10 Feb 95
PUR*	17.10	Allen Simms	Carolina	17 Mar 07	KGZ	17.30	Shamil Abbyasov	Grenoble	21 Feb 81
PYF*	14.95	Apolosi Foliaki	Auckland	26 Feb 94	LBR	16.60	Tuan Wreh	Ithaca	11 Feb 06
QAT	17.15	Ibrahim Mohamed Aboubaker	Doha	20 Apr 04	LCA	16.21	Dane Magloire	Blacksburg	19 Jan 01
ROU	17.81	Marian Oprea	Lausanne	5 Jul 05	NED	16.75	Fabian Florant	Knosha	27 Jan 12
RSA	17.35	Godfrey Mokoena	Marrakech	14 Sep 14		16.75	Fabian Florant	Fayetteville	11 Feb 12
RUS‡	17.77	Aleksandr Kovalenko	Bryansk	18 Jul 87	RUS	17.77	Leonid Voloshin	Grenoble	6 Feb 94
RWA	15.02	Albert Sezikeye	Montpellier	14 May 87	STP	14.85	Frederico Eusébio	Pombal	6 Feb 11
SAM	15.12	Fagamani Sofai	Apia	17 Sep 99	SWE	17.83	Christian Olsson	Budapest	7 Mar 04
SEN	17.07	Ndiss Kaba Badji	Addis Ababa	3 May 08	TKS	14.51	Ieanyichukwu Otuonye	Albuquerque	8 Feb 13
SEY	16.80	Paul Nioze	Antananarivo	27 Aug 90	TRI	16.69	Quincy Howe	Colorado Springs	24 Feb 01
SIN	16.04	Stefan Tseng Ke Cheng	Seremban	26 Apr 09	VIN	16.04	Dwight Joseph	Princess Anne	20 Feb 99
SKN	16.24	Vance Clarke	Atlanta	20 May 00	Notes (*)				
SLE	15.81	Osman Cline-Thomas	Fukuoka	29 Aug 95	NZL	16.22 Phil Wood Edmonton 2 Aug 78 – an Australian temporarily resident in New Zealand			
SLO	16.82	Boštjan Simunič	Ljubljana	1 Jun 02	PUR	17.17 Allen Simms Los Angeles 26 Apr 04 – as a US citizen			
	16.82i	Gregor Cankar	Ljubljana	16 Feb 03	PYF	15.44 Didier Baddouin Pirae 17 Feb 89 – officially ratified, but Baddouin is from Guadeloupe and therefore ineligible for French Polynesia			
SMR	14.71	Federico Gorrieri	Marsa	3 Jun 03	Shot Put				
	14.71	Federico Gorrieri	Árhus	22 Jun 03	AFG	13.50	Abdoul Hakim	Kaboul	41
SOL	14.48	George Fafale	Port Moresby	18 Aug 69	AIA	8.99	Tashim Fleming	The Valley	14 Feb 15
SOM	14.95	Mohamed Osman Yussuf	Sheikh	68	ALB	18.90	Adriatik Hoxha	Szombathely	19 Jun 13
SRB	17.01	Miloš Srejić	Sarajevo	20 Sep 81	ALG	19.07	Jean-Marie Djébaïli	St. Maur	2 Jun 76
SRI	16.37	Eranda Dinesh Fernando	Colombo	10 Nov 12	AND	13.62	Ángel Moreno	Barcelona	17 Feb 98
STP‡	14.68	Frederico Eusébio	Leiria	17 Jul 10	ANG	14.58	Hugo Pereira	Luanda	22 Mar 80
SUD	15.56	Khaled Ahmed Moussa	Khartoum	15 Mar 96	ANT	15.87	Edward Byam	Sennelager	6 Jun 69
SUI	17.13	Alexander Martínez	Göteborg	10 Aug 06	ARG	21.26	Germán Lauro	Doha	10 May 13
	17.13	Alexander Martínez	La Chaux-de-Fonds	12 Aug 07	ARM	18.88	Vardan Hovsepian	Yerevan	28 Nov 60
SUR	16.37	Miguel van Assen	George Town	16 May 15	ARU	13.60	Shane Neve	Willemstad	8 Jun 07
SVK	17.46	Dmitrij Valukevič	Zhukovskiy	15 Jun 08	ASA	15.09	Danny Pritchard	Apia	15 Sep 83
SWE‡	17.79	Christian Olsson	Athina	22 Aug 04	AUS	21.26	Scott Martin	Melbourne	21 Feb 08
SWZ	16.18	Sizwe Mdluli	Barcelona	1 Aug 92	AUT‡	20.79	Klaus Bodenmüller	Linz	13 Jun 87
SYR	16.67	Mohamed Hazouri	Almería	29 Jun 05	AZE	17.28	Zaur Sadikhov	Baku	12 Nov 61
TAN	15.80	John Kanondo	Kampala	16 Aug 69	BAH	18.35	Bradley Cooper	Guadalajara	15 Jun 79
TGA	14.18	Viliame Vaki	Nuku'alofa	Apr 97	BAN	14.25	Mozaffar Hossain	Dhaka	25 Sep 98
	14.18	Tokaikolo Latapu	Nuku'alofa	7/10 Apr 00	BAR	17.45	Tristan Whitehall	El Dorado	2 May 15
THA	16.66	Nattaporn Normkanha	Bangkok	21 May 02	BDI	13.24	Nelly Claude Nséngiyuma	Ngozi	5/7 Sep 14
TJK	17.52	Vasily Sokov	Kiev	12 Jul 91	BEL	19.34	Georges Schroeder	Bruxelles	30 May 76
TKM	17.20	Vladimir Brigadny	Ashkhabad	2 May 83	BEN	15.90	Romainio Houndéladji	Porto Novo	22 May 09
TKS‡	13.79	Curtis Lightbourne	Bridgetown	20 Aug 89	BER	14.18	Charles Trott	Hamilton	22 Jun 62
TOG	16.18	Didier Akotia Tchalla	Port Elizabeth	28 Feb 03	BHU	12.48	Phaba Namgay	Thimphu	2 Oct 98
TPE	16.65	Nai Hui-Fang	New Delhi	18 Nov 89					
TTO‡	16.67	LeJuan Simon	Szombathely	8 Aug 04					
TUN	16.76	Mohamed Karim Sassi	Limoges	8 Jul 95					
TUR	16.74	Seref Osmanoglu	Mersin	31 May 15					
TUV	13.61	Okilani Tinilau	Apia	22 Jun 11					
UAE	16.80	Abdullah M. Abbas Derouiche	Aleppo	20 Sep 10					
UGA	16.26	Abraham Munabi	Lagos	17 Jan 73					
UKR	17.90	Vladimir Inozemtsev	Bratislava	20 Jun 90					

COUNTRY	MARK	NAME	VENUE	DATE	COUNTRY	MARK	NAME	VENUE	DATE
BIH	21.11	Zlatan Saračević	Zagreb	16 Jun 84	ISL	21.26	Pétur Gudmundsson	Mosfellsbær	10 Nov 90
BIZ	14.49	Khambrell Gómez	Compton	27 Apr 12	ISR	19.09	Igor Arvunin	Athina	22 Jun 91
BLR*	22.09	Sergey Kasnauskas	Staiki	13 Aug 84	ISV	12.49	Darren Giddings	Arkansas City	22 Apr 04
BOL	18.83	Aldo González	Coachabamba	4 May 13	ITA	22.91	Alessandro Andrei	Viareggio	12 Aug 87
BOT	13.75	Omphile Phokoje	Gaborone	31 May 15	IVB	20.00	Eldred Henry	Glendale	21 Feb 15
BRA	20.90	Darlan Romani	São Paulo	4 Apr 15	JAM	21.61	O'Dayne Richards	Glasgow	28 Jul 14
BRN	16.50	Ali Mohamed Al-Saad	Jakarta	25 Sep 85	JOR	18.33	Musab Al-Momani	Amman	12 Oct 12
BRU	15.43	Lim Chee Wee	B. S. Begawan	9 Aug 99	JPN	18.78	Satoshi Hatase	Niigata	28 Jun 15
BUL	21.09	Georgi Ivanov	Usti nad Labem	20 Jul 13	KAZ	20.49	Sergey Rubtsov	Moskva	12 Jun 92
BUR	15.74	Moussa Kindo	Ouagadougou	23 Nov 67	KEN	18.19	Robert Welikhe	Nairobi	6 Oct 89
CAF	14.44	Mickaël Conjunjo	Clermont-Ferrand	12 May 94	KGZ	17.44	Konstantin Gavrilov	Frunze	20 Jun 84
CAM	13.45	Mao Yon	Phnom Penh	4 Aug 67	KIR	13.77	Raobu Tarawa	Nikao	25 Sep 09
CAN	22.21	Dylan Armstrong	Calgary	25 Jun 11	KOR	19.36	Jeung Il-Woo	Chuncheon	8 Jun 15
CAY	13.34	Shane Evans	Mariehamn	29 Jun 09	KOS	14.87	Sejdi Blakaj	Mitrovicë	5 Jul 87
CGO	19.94	Franck Elemba Owaka	Fès	2 May 15	KSA	21.13	Sultan Abdulmajid Al-Hebshi	Doha	8 May 09
CHA	14.75	Fabien Simkadi	N'Djamena	Dec 70	KUW	19.37	Meshari Surour Saad	Doha	21 May 13
CHI	21.14	Marco Verni	Santiago/CHI	29 Jul 04	LAO	12.82	Siphom Phongphiw	Udomxay	12 Dec 14
CHN	20.41	Zhang Jun	Hongkong	11 Dec 09	LAT	21.74	Jānis Bojārs	Riga	14 Jul 84
CIV	17.89	Martin Mélagne	Nairobi	9 Aug 87	LBA	17.18	Omar Musa Mejbari	Tripoli	1 Aug 71
CMR	17.07	Quentin Soné Ehawa	Aulnay-sous-Bois	18 May 97	LBR	16.86	Jancy Addy	Atlanta	29 Mar 08
COD	15.05	Kaoto	Kisangani	5 Jun 76	LCA	14.57	Akeem Herbert	Castries	16 Jun 02
COK	13.85	Mau George	Nikao	25 Sep 09	LES	11.82	Matete Matete	Teyateyaneng	11 May 87
COL	19.53	Edu César Moreno	Santander de Quilichao	17 Nov 12	LIB	17.16	Badri Obeid	Beyrouth	1 May 12
COM	12.78	Nouridine Mohamed	Mutsamudu	15 Jun 14	LIE	14.09	Stefan Kaufmann	Gisingen	29 Apr 01
CPV‡	11.96	José Rosa	Rio Maior	7 May 11	LTU	21.10	Donatas Stukonis	Kaunas	20 Jul 85
CRC	15.80	Roberto Sawyers	Ponce	15 Apr 11	LUX‡	19.85	Bob Bertemes	Leiria	15 Mar 15
CRO‡	20.94	Edis Elkasević	Velenje	23 Jun 05	MAC	14.63	Hou Fei	Lisboa	12 Jul 09
CUB	20.78	Alexis Paumier	La Habana	29 Jul 00	MAD	14.20	Ignace Alssabano Djohstone	Antananarivo	24 Jun 07
CYP	19.84	Loucas Louca	Athina	9 Apr 75	MAR	20.45	Lahcen Sam-Sam Akka	San Jose	6 May 72
CZE	21.93	Remigius Machura	Praha	23 Aug 87	MAS	17.53	Ali Alifuddin Hussin	Palembang	13 Nov 11
DEN‡	21.61	Joachim Olsen	København	13 Jun 07	MAW	14.90	Brian Ngoma	Harare	1 Jul 01
DJI	12.00	Assoweh Aboubaker	Djibouti	11 Nov 99	MDA	20.64	Ivan Emelianov	Chisinau	29 May 11
DMA	19.87	Dillon Simon	Charlotteville	18 Apr 15	MDV	10.85	Moosa Fazleen	Malé	18 Feb 10
DOM	16.86	Juan de la Cruz	San Germán	10 Apr 86	MEX	20.35	Stephen Sáenz	San Diego	26 Apr 14
ECU	16.79	Juan Caicedo	Cartagena	10 Oct 14	MGL	17.80	Dashdendeв Makhsharii	Irkutsk	30 May 98
EGY	20.76	Ahmed Kamel Chatta	Al-Qāhira	24 Mar 88	MHL	12.70	Rais Aho	Kolonia	26 Jul 02
ERI	10.29	Tewelde Abraham	Asmara	24/26 Jun 11	MKD	16.01	Saso Ilov	Skopje	28 Jun 98
ESA	16.47	Jaime G. Comandari	Cd. de México	19 Jun 99	MLI	18.04	Namakoro Niaré	Louvain	24 Aug 71
ESP	21.47	Manuel Martínez	Salamanca	10 Jul 02	MLT	14.74	Lawrence Ransley	Palermo	12 Sep 13
EST	20.53	Heino Sild	Budapest	11 Jun 79	MNE	18.74	Tomaš Đurović	Bar	7 Mar 15
ETH	15.98	Samuel Kassyay	Addis Ababa	Feb 76	MNT	13.51	Bruce Farara	Basseterre	2 Jun 74
FIJ	15.62	Sosefo Fonorito	Suva	18 Apr 03	MON	11.67	Gaston Médécin	Amsterdam	3 Aug 28
FIN‡	21.69	Reijo Ståhlberg	Fresno	5 May 79	MOZ	14.24	Emílio Tembe	Maputo	26 Jun 83
FRA	20.72	Yves Niaré	Versailles	18 May 08	MRI	16.10	Sylvain Pierre-Louis	Réduit	9 Jun 13
FSM	12.68	Rams Ramngen	Abay	26 Jul 01	MTN	14.20	Abdoulaye Diagana	Nouakchott	04
GAB	15.96	Mvé Luccioni Siegfried	Maromme	2 Jul 14	MYA	14.80	Saw Sarla Wla	Rangoon	8 Apr 73
GAM	12.62	Ismaila Kah	Banjul	31 Jul 93	NAM	17.10	Derreck Wiggill	Bloemfontein	19 Apr 69
GBR*	21.68	Geoff Capes	Cwmbrân	18 May 80	NCA	15.13	Iván Turcios	Managua	17 Jun 78
GBS‡*	12.87	Cristiano Indi	Bissau	24 Sep 11	NED	21.62	Rutger Smith	Leiden	10 Jun 06
GEO	20.40	Tariel Bitsadze	Sochi	27 May 89	NEP	13.92	Uj Singh Bista	Kathmandu	26 Sep 99
GEQ‡	12.53	Benitu Alu	Malabo	17 Jun 95	NFI	13.67	Brentt Jones	Middlegate	10 Jan 99
GER	23.06	Ulf Timmermann	Khaniá	22 May 88	NGR	20.46	Stephen Mozia	Eugene	11 Jun 14
GHA	17.97	Kwabena Keene	Charlotteville	20 Apr 12	NIG	13.24	Lawalí Gamji	Bamako	3 May 80
GIB	12.30	Stanley Olivero	Gibraltar	21 Jun 86	NMI	14.47	Faaea Talalemotu	Townsville	29 Nov 96
GRE	20.74	Dimitrios Koutsoukis	Dráma	16 Jul 89	NOR	21.22	Lars Arvid Nilsen	Indianapolis	6 Jun 86
GRN	17.26	Walt Williams	Monroe	28 Apr 07	NRU	14.28	A-One Tannang	Aiwo	17 May 11
GUA	16.61	Edson Haroldo Monzón	La Jolla	1 May 04	NZL	21.37	Tom Walsh	Melbourne	21 Mar 15
GUI	12.68	Fodé Sidibé	Conakry	27 May 88	OMA	15.50	Khamis Said Al-Qasmi	Doha	8 Apr 13
GUM	14.63	Rene Delamar	Santa Rita	9 Jun 99	PAK	18.25	Ghufraín Hussain	Karachi	21 May 00
GUY‡	17.17	Patrick Harding	Tuscaloosa	25 Mar 01	PAN	15.81	Guillermo Morrison	Colorado Springs	18 May 02
HAI	14.13	Ralph Hippolyte	Port-au-Prince	68	PAR	18.31	Ramón Jiménez Gaona	Los Angeles (W)	28 Mar 92
HKG	15.70	Chiu Lap San	Hongkong	12 Dec 10	PER	20.02	Michael Putman	Miami	9 Jun 13
HON	15.16	Juan José Álvarez	Tegucigalpa	10 Mar 12	PHI	16.74	Eliezer Sunang	Bangkok	5 Sep 13
HUN‡	20.56	Szilárd Kiss	Debrecen	26 Jul 02	PLE	14.93	Mo'een Al Shaer	Gaza	28 Oct 99
INA	16.87	Sukraj Singh	Jakarta	1 Jul 99	PLW	14.30	Jersey Iyar	Koror	11 Jul 01
IND	20.69	Om Prakash Singh	Sorombathely	12 May 12	PNG	15.07	De'bono Paraka	Lae	7 Mar 15
IRI	20.05	Amin Nikfar	Toronto	13 Jul 11	POL	21.95	Tomasz Majewski	Stockholm	30 Jul 09
IRL	20.04	Paul Quirke	New York	7 Jul 92	POR	21.06	Tsanko Arnaudov	Lisboa	16 May 15
IRQ	18.30	Khaled Mohammed Wajih	Baghdad	21 Aug 89	PRK	15.79	Kim Hak Chol	Pyeongyang	24 Apr 92

COUNTRY	MARK	NAME	VENUE	DATE	COUNTRY	MARK	NAME	VENUE	DATE
PUR	20.22	Chris Merced	Irvine	28 May 00	SVK	21.57	Mikulás Konopka	Birmingham	2 Mar 07
PYF†	19.82	Tumatai Dauphin	Grenoble	10 Jun 15	UKR	21.83	Aleksandr Bagach	Brovary	21 Feb 99
QAT	20.54	Khaled Habash Al-Suwaidi	Staiqi	25 Jun 05	Notes (*)				
ROU‡	20.84	Gheorghe Guşet	Poiana Brasov	7 Aug 99	BLR	22.10	Andrei Mikhnevich	Minsk 11 Aug 11 – subsequently annulled for doping violation	
RSA	21.97	Janus Robberts	Eugene	2 Jun 01	GBR	21.92	Carl Myerscough	Sacramento 13 Jun 03 – not ratified by federation	
RUS	22.24	Sergey Smirnov	Tallinn	21 Jun 86	GBS	Natá lé, listed previously	gained Portuguese citizenship on 19 Mar 15		
RWA	14.05	François Rwéma	Valbonne	29 Jul 81	SIN	17.48	Dong Enxin	Manila 19 May 01 – as a Chinese citizen	
SAM	19.46	Emanuele Fuamatu	Melbourne	3 Mar 12	Discus Throw				
SEN	16.44	Laminé Badji	Al-Qáhira	28 Aug 82	AFG	39.90	Abdoul Hakim	Kaboul	41
SEY	15.56	Selwyn Beauchamp	Victoria/SEY	8 Mar 08	AIA	35.39	Andre Samuel	Cobleskill	27 Apr 02
SIN*	17.44	Dong Enxin	Manila	23 Sep 03	ALB	53.66	Dhimitraq Çepa	Elbasani	18 Jun 96
SKN	15.21	Dion Warde	Basseterre	8 Feb 15	ALG	56.45	Abdelmoumen Bourakba	Alger	2 Jul 11
SLE	16.01	Tony Soalla-Bell	Manchester	30 Jul 02	AND	48.74	Àngel Moreno	Barcelona	30 Jul 00
SLO	20.76	Miroslav Vodovnik	Thessaloniki	17 Jun 06	ANG	49.72	António Réais	Luanda	23 Feb 91
SMR	13.56	Daniilo Ranocchini	San Marino	16 Jun 75	ANT	42.79	Henry Greaux	Kingston	24 Jul 60
SOL	13.49	Michael Meone	Honiara	71	ARG	66.32	Jorge Balliengo	Rosário	15 Apr 06
SOM	12.78	Abdi Omar Koshinga	Mogadiscio	Oct 83	ARM	60.12	Gennadiy Barsegian	Moskva	15 Jun 90
SRB	21.77	Dragan Perić	Bar	25 Apr 98	ARU	32.16	Freddy Burgos	Amstelveen	26 Sep 88
SRI‡	17.03	Charith Kapukotuwa	Spearsfish	29 Mar 14	ASA	50.17	Frederick Morgan	San Diego	Aug 90
STP‡	13.07	Hedson Trindade	Coimbra	2 Jul 08	AUS	68.20	Benn Harradine	Townsville	10 May 13
SUD	14.89	Ahmed Duraïd	Freiburg	28 May 88	AUT	67.20	Gerhard Mayer	Schwechat	5 May 15
SUI	22.75	Werner Günthör	Bern	23 Aug 88	AZE*	56.86	Rauf Tarzumanov	Baku	19 Jun 82
SUR	16.05	Henry Borger	Paramaribo	15 Feb 69	BAH	67.10	Bradley Cooper	Nassau	4 Feb 86
SVK‡	20.87	Milan Haborák	Turnov	23 May 04	BAN	44.98	Azharul Islam	Dhaka	6 Jun 10
SWE	21.33	Hans Höglund	Provo	6 Jun 75	BAR	54.06	Tristan Whitehall	Joplin	24 Apr 15
SWZ	14.70	Dumisani Fakudze	Mbabane	6 Nov 04	BDI	41.93	Domitien Nsabimana	Bujumbura	31 Jul 88
SYR	17.10	Musab Esheb	Latakia	10/11 Sep 12	BEL	66.43	Philip Milanov	Kessel-Lo	25 Apr 15
TAN	14.82	Hamis Juma	Dodoma	29/30 Jun 07	BEN	41.84	Mathieu Zoumahoun		
TGA	15.84	Sanitesis Latu	Avarua	3 Aug 85	BER	45.14	Dillon Woodley	Hamilton	25 Mar 79
THA	18.20	Chatchawal Polyemg	Bangkok	28 Apr 09	BHU	39.00	Tomyang Tashi	Phuntsholing	21 Jan 03
TJK	18.50	Dzhumanazar Abbasov	Tashkent	8 May 79	BIH	63.50	Dragan Mustapić	Gorizia	6 May 90
TKM	17.19	Tejen Hommadov	Ashkhabad	22 May 13	BIZ	41.11	Khambrell Gómez	Norwalk	16 Apr 11
TKS	12.52	Michael Fulford	Cockburn Town	31 Mar 86	BLR	69.44	Georgiy Kolnootchenko	Indianapolis	3 Jul 82
TLS	11.03	I. Nyiman Sukesna	Jakarta	Sep 81	BOL	52.11	Dónald Olmos	Marquesimeto	28 Jul 11
TOG	17.41	Yao Adantor	Albany	3 May 15	BOT	46.50	Tonic Taukobong	Molepolole	12 Jun 10
TPE	20.58	Chang Ming-Huang	Athens, GA	19 Aug 11	BRA	65.55	Ronald Odar de Ol. Jullão	La Jolla	27 Apr 13
TTO	19.34	Akeem Stuart	Port-of-Spain	28 Apr 13	BRN	51.02	Saad Sultan Salmin	Alger	7 Jul 87
TUN	18.51	Mohamed Meddeb	Rades	8 Jul 06	BRU	44.80	Aziz Al-Ukbar Badaruddin	B. S. Begawan	1 Nov 98
TUR	20.42	Hüseyin Atıcı	Ankara	5 Jun 12	BUL	67.82	Velko Velev	Riga	15 Aug 78
TUV	13.55	Fakapelu Sileti	Funafuti	11	BUR	46.48	Zakaria Pafadnam	Ouagadougou	29 Jul 06
UAE	17.52	Ahmed Ali Hassan Mohamed	Dubai	12 Dec 12	CAF	63.78	Mickaël Conjunjo	Sorgues	9 Jul 94
UGA	15.76	Yovan Ochola	Colombo	4 Nov 62	CAM	45.90	Nhem Yeav	Phnom Penh	16 Aug 69
UKR‡	21.81	Yuriy Belonog	Kiev	3 Jul 03	CAN	67.88	Jason Tunks	Abilene	14 May 98
URU	15.54	Oscar Gadea	Montevideo	12 Sep 87	CAY	45.36	Michael Letterlough	Orlando	30 Apr 05
USA	23.12	Randy Barnes	Los Angeles (W)	20 May 90	CGO	50.82	Noël Matouba	Vittel	2 Sep 71
UZB	20.81	Grigoriy Skorikov	Tashkent	24 May 83	CHA	48.80	Fabien Simkadi	N'Djamena	74
VAN	14.27	Georges Laurence	Port Vila	27 Jun 80	CHI	60.85	Maximiliano Alonso	Hays	18 May 14
VEN	20.01	Yojer Medina	Maracaibo	26 Aug 00	CHN	65.16	Li Shaojie	Nanjing	7 May 96
VIE	15.42	Dao Dang Tieng	Hanoi	6 Nov 01	CIV	58.16	Denis Ségui Kragbé	Barcelona	25 Sep 68
VIN	18.57	Adonson Shallow	Greensboro	28 May 10	CMR	54.73	Xavio Timchou Talla	Yaoundé	9 Jun 12
YEM	13.18	Atiq Mohamed Nasir	Sana'a	23/26 Apr 10	COD	44.84	Honoré Tunda	Kinsasha	15 Sep 60
ZAM	13.73	Vincent Kaposa	Kabwe	98	COK	44.96	Robert McNabb	Brisbane	14 Feb 99
ZIM	15.90	Addison Dale	Salisbury	19 Jan 69	COL	64.47	Mauricio Ortega	Medellín	9 May 15

Superior indoor bests not ratified by federation as absolute records (‡)

AUT	21.03	Klaus Bodenmüller	Glasgow	3 Mar 90	COM	37.25	Kamal Abdoul Wahab	Moroni	Jul 66
CPV	12.58	José Rosa	Pombal	26 Feb 11	CPV	40.64	José Rosa	Luso	12 Jun 11
CRO	21.11	Stipe Zunic	Fayetteville	14 Mar 15	CRC	53.27	Roberto Sawyers	Mayagüez	27 Mar 10
DEN	21.63	Joachim Olsen	Tallinn	25 Feb 04	CRO	67.92	Martin Maric	Chula Vista	17 May 14
FIN	22.09	Mika Halvari	Tampere	7 Feb 00	CUB	71.06	Luis M. Delis	La Habana	21 May 83
GBS	13.86	Natá lé	Pombal	15 Feb 15	CYP	65.36	Apostolos Parelis	Khania	3 Jun 12
GEQ	14.47	Luis Dyngani Oko	San Sebastián	31 Jan 15	CZE	71.26	Imrich Bugár	San Jose	25 May 85
GUY	17.73	Patrick Harding	Syracuse	18 Feb 01	DEN	61.30	Steen Hedegård	København (T)	30 Aug 77
HUN	20.81	Zsolt Biber	Budapest	15 Feb 04	DMA	60.13	Dillon Simon	Winston-Salem	21 Mar 15
LUX	20.56	Bob Bertemes	Praha	5 Mar 15	DOM	58.09	Juan Infante	Ponce	9 Jul 11
PYF	20.10	Tumatai Dauphin	Abièrè	21 Feb 15	ECU	56.74	Juan Caicedo	Cuenca	14 Sep 14
ROU	21.04	Gheroghe Guşet	Bucureşti	18 Feb 06					
SRI	17.75	Charith Kapukotuwa	Winston-Salem	15 Mar 14					
STP	13.10	Hedson Trindade	Pombal	6 Jan 08					

COUNTRY	MARK	NAME	VENUE	DATE	COUNTRY	MARK	NAME	VENUE	DATE
EGY	66.58	Omar El-Ghazaly	Helsingborg	28 Jun 07	MHL	33.93	Rais Aho	Suva	7 Jul 03
ERI	30.69	Robel Abraham	Asmara	27/29 Jun 14	MKD	49.73	Ilija Manolev	Skopje	28 Aug 98
ESA	55.54	Herbert Rodríguez	Inglewood	28 Jul 91	MLI	62.48	Namakoro Niaré	Colombes	23 Apr 72
ESP	69.50	Mario Pestano	Santa Cruz de Tenerife	27 Jul 08	MLT	49.49	Luke Farrugia	Marsa	17 May 15
EST	73.38	Gerd Kanter	Helsingborg	4 Sep 06	MNE	64.60	Danijel Furtula	Bar	10 Mar 13
ETH	45.57	Samuel Kassaie	Nairobi	28 Aug 70	MNT	34.24	Eugene Skerritt	Plymouth/MNT	24 Jul 82
FIJ	51.84	Mesulame Rakuro	London	4 Aug 58	MON	34.89	Anthony de Sevelinges	Aix-en-Provence	18 May 08
FIN	69.97	Frantz Kruger	Helsingborg	15 Sep 07	MOZ	46.54	Emílio Tenbe	Berlin	15 Sep 82
FRA	68.90	Jean-Claude Retel	Salon-de-Provence	17 Jul 02	MRI	55.48	Elvino Pierre-Louis	St Denis/REU	19 Apr 14
FSM	38.15	Clayton Lulliuweligiyé	Koror	4 Aug 10	MTN	45.00	Samba Sy	Nouakchott	10 Jul 77
GAB	50.21	Mvé Lucionni Siegfried	Cesson Sévigné	29 Jun 14	MYA	47.84	Saw Hein Shwe	Manila	1 Dec 91
GAM	36.94	Dodou Jatta	Dakar	4 Apr 70	NAM	45.74	Hansie Booysen	Windhoek	26 Jul 91
GBR	68.24	Lawrence Okoye	Halle	19 May 12	NCA	48.63	Armando Mejía	Managua	14 Feb 71
GBS*	33.35	Eduardo Sança	Seia	24 Jun 06	NED	68.12	Erik de Bruin	Sneek	1 Apr 91
GEO	63.10	Guram Gudashvili	Tbilisi	1 Sep 68	NEP	40.68	Chabi Ram Shrestha	Nepalgunj	23 Mar 99
GEQ	40.53	Sérgio Mba Nsono	Mongomo	5 Jul 02	NFI	37.60	Brentt Jones	Middlegate	15 Mar 97
GER	74.08	Jürgen Schult	Neubrandenburg	6 Jun 86	NGR	67.80	Adewale Oluokuju	Modesto	11 May 91
GHA	52.98	Kwabena Keene	Clemson	15 Apr 10	NIG	38.94	Chaïbou Yahaya	Bamako	18 May 13
GIB	35.34	Stanley Olivero		86	NMI	40.03	Faaea Talealemotu	Koror	3 Aug 98
GRE	63.18	Sávvas Panavoglou	Thessaloniki	15 May 02	NOR	69.62	Knut Hjeltnes	San Jose	25 May 85
GRN	56.92	Alleyne Lett	Mesa	29 Apr 04	NRU	38.99	Joseph Dabana	Cairns	27 Jun 12
GUA	50.49	Rául Rivera	Cd. de Guatemala	26 Mar 04	NZL	65.03	Ian Winchester	Salinas	21 May 02
GUI	40.00	Fodé Sidibé	Fria	25 Apr 87	OMA	42.26	Mahmoud Salim Al-Siyabi	Muscat	22 May 01
GUM	48.15	Justin Andre	Townsville	18 Dec 04	PAK	55.10	Basharat Ali	Colombo	26 Aug 06
GUY	50.44	Patrick Harding	Piscataway	5 May 01	PAN	50.15	Guillermo Morrison	El Paso	30 Mar 02
HAI	38.32	Josue Louis	Bruxelles	1 Jul 12	PAR	64.30	Ramón Jiménez Gaona	Eugene	23 May 92
HKG	46.16	Chiu Lap San	Kaohsiung	27 May 11	PER	57.96	Michel Putman	Tampa	18 Mar 11
HON	52.60	Winston Campbell	Maangua	9 Apr 14	PHI	52.10	Fidel Reipuz	Manila	1 Dec 91
HUN	71.70	Róbert Fazekas	Szombathely	14 Jul 02	PLE	45.50	Nader Abdul Raheem	Al-Kuwait	6 Nov 79
INA	52.95	Hermanto	Jakarta	1 Jul 11	PLW*	39.32	Pelefort Cooper	San Antonio/NMI	10 Jul 90
IND	66.28	Vikas Gowda	Norman	12 Apr 12	PNG	48.24	De'bono Paraka	Port Moresby	31 May 14
IRI	69.32	Ehsan Hadadi	Tallinn	3 Jun 08	POL	71.84	Piotr Malachowski	Hengelo	8 Jun 13
IRL	67.89	Nick Sweeney	Helsingborg	4 Sep 98	POR	61.00	Jorge A. Grave	Leiria	23 Feb 13
IRQ	60.60	Mustapha Kadhem Dagher	Manama	27 Apr 15	PRK	55.18	Kim Yong Nam	Sariwon	26 Jun 94
ISL	67.64	Vésteinn Hafsteinsson	Selkofs	31 May 89	PUR	56.23	Gabriel Torres	Mobile	14 Apr 12
ISR	62.24	Igor Avrunin	Tel Aviv	1 Jun 91	PYF	57.92	Jean-Claude Duhazé	Pirae	17 Aug 79
ISV	33.18	Leroy Merchant	Fort-de-France	3 Apr 83	QAT	64.43	Rashid Al-Dosari	Colombo	12 Aug 02
ITA	67.62	Marco Martino	Spoleto	28 May 89	ROU	68.12	Iosif Naghi	Zaragoza	22 May 83
IVB	61.90	Eldred Henry	La Jolla	26 Apr 14	RSA	70.32	Frantz Kruger	Salon-de-Provence	26 May 02
JAM	68.19	Jason Morgan	Pearl	6 Jun 15	RUS	71.86	Yuriy Dumchev	Moskva	29 May 83
JOR	62.64	Musab Al-Momani	Amman	11 Oct 12	RWA	43.00	Augustin Kabanda	Kigali	24 May 76
JPN	60.22	Kiyotaka Kawasaki	Shizuoka	22 Apr 79	SAM	61.35	Alexander Rose	Claremont	7 Jun 15
KAZ	60.30	Vitaliy Zhuk	Alma Ata	26 Apr 75	SEN	56.72	Ibrahima Guéye	Dakar	7 May 78
KEN	56.08	James Nyambureti	Nairobi	23 Jul 94	SEY	45.36	Selwyn Beauchamp	Bambous	4 Sep 03
KGZ	59.60	Nikolay Syskin	Fairouz	12 May 82	SIN	59.87	James Wong Tuck Yim	Wiesbaden	8 May 99
KIR	41.86	Raobu Tarawa	Bairiki	9 Jul 09	SKN	49.96	Dion Warde	Basseterre	9 May 15
KOR	59.68	Choi Jong-Bum	Yeosu	8 Jun 13	SLE	44.75	Toony Soalla-Bell	Manchester	26 Jul 02
KOS	42.60	Sejdi Blakaj	Prizren	Jul 87	SLO	64.79	Igor Primc	Novo Mesto	10 Sep 99
KSA	65.08	Sultan Mubarak Al-Dawoodi	Kielce	30 Jun 12	SMR	38.52	Paolo Santagada	Ancona	10 Jul 02
KUW	63.22	Essa Mohamed Al-Zankawi	Manama	27 Apr 15	SOL	41.82	Ezekiel Rangii	Honiara	20 Mar 99
LAO	40.00	Vilad Tammavong	Oudomxay	10 Dec 14	SOM	33.00	Abdi Omar Koshinga	Mogadiscio	Oct 83
LAT	62.00	Stanislavs Skruls	Gomel	26 Aug 75	SRB	61.94	Dragan Perić	Beograd	26 May 91
LBA	58.16	Khalifa Ali Maaloui	Tripoli	7 Apr 12	SRI	53.52	Gayan U. Jayawardane	Colombo	23 Sep 06
LBR	48.14	Jangy Addy	Maputo	12 Sep 11	STP	45.48	Edujose Lima	Braga	13 Jul 14
LCA	45.20	Ricky Deligny	Bridgetown	7 Jun 92	SUD	48.06	Ahmed Duraid	Dortmund	14 Aug 88
LES	34.50	Alfred Mokoyana	Durban	21 Jun 97	SUI	64.04	Christian Erb	Norden	18 Sep 88
LIB	54.15	Georges Hashem	Beyrouth	24 Sep 04	SUR	46.02	Wilfredo Burgos	St. George's	5 Jun 76
LIE	43.36	Oskar Ospelt	Basel	23 Jul 38	SVK	67.20	Jaroslav Žitňanský	Beveren	18 Aug 02
LTU	73.88	Virgilijus Alekna	Kaunas	3 Aug 00	SWE	71.26	Rickard Bruch	Malmö	15 Nov 84
LUX	53.32	Hans Habig	Schiffflange	13 Sep 70	SWZ	43.89	Dumisani Fakudze	Windhoek	27 May 07
MAC	39.65	Wong Wai Wong	Macao	1 Nov 05	SYR	55.90	Hamid Mansour	Latakia	17/18 Apr 12
MAD	42.24	Francklin Lahossa	Antananarivo	14 Aug 93	TAN	47.50	Ally Sefu	Arusha	24 Jul 05
MAR	59.37	Nabil Kiram	Oujda	24 Jun 07	TGA	56.42	Tevita Puloka	Arlington	4 May 02
MAS	58.04	Mohd Irfan Shamsuddin	Kuala Lumpur	28 Mar 15	THA	55.71	Vansavang Savatdee	Hanoi	7 Dec 03
MAW	42.14	Wilfred Ngunyenya-Mwalwanda	Mangula	22 Jan 72	TJK	57.86	Chary Mamedov	Dushanbe	7 May 85
MDA	65.46	Georgiy Zelentsov	Yerevan	19 Oct 80	TKM	56.50	Chary Mamedov	Ashkhabad	15 Nov 98
MDV	32.30	Hassan Shammon	Malé	24 Oct 14	TKS	34.47	Levard Missick	Port-of-Spain	12 Apr 98
MEX	61.63	Mario Cota	Tucson	22 May 14	TOG	47.78	Essohbunandom Tchalmi	Ouagadougou	20 Jul 13
MGL	60.14	Dashdendev Makhshirii	Busan	18 May 97	TPE	58.10	Wang Yao-Huei	Hiratsuka	20 Jun 10

COUNTRY	MARK	NAME	VENUE	DATE	COUNTRY	MARK	NAME	VENUE	DATE
TTO	59.60	Quincy Wilson	Port-of-Spain	14 Aug 11	CUB	78.02	Roberto Janet	La Habana	28 May 15
TUN	56.32	Abderrazak Ben Hassine	Alger	25 Jun 81	CYP	75.32	Constantinos Stathelakos	Tripoli	16 May 15
TUR	67.50	Ercüment Olçüdeniz	VR de S. António	27 May 12	CZE	81.28	Vladimir Maška	Pacov	25 Sep 99
TUV	36.12	Fakapelu Sileti	Funafuti	11	DEN	77.02	Jan Bielecki	Bad Köstritz	8 Sep 02
UAE	56.26	Saeed Saber Salem Baiha	Beyrouth	22 Oct 99	DOM*	61.60	Andrés Polemir	Santo Domingo	26 May 84
UGA	50.98	Samuel Onyac	Zanzibar	29 May 76	ECU	62.82	Guillermo Braulio	Cuenca	2 Sep 12
UKR	68.88	Vladimir Zinchenko	Dnepropetrovsk	16 Jul 88	EGY	81.27	Mostafa Al-Gamel	Al-Qáhira	21 Mar 14
URU	54.92	Rodolfo Casanova	San Carlos	14 Apr 12	ERI	14.88	Hadis Mengstab	Avignon	8 May 11
USA*	71.32	Ben Plucknett	Eugene	4 Jun 83	ESA	56.63	Guillermo Morales	San Salvador	4 Jul 98
UZB	62.46	Sergey Shchegolov	Tashkent	23 May 80	ESP	76.71	Javier Cienfuegos	Leganés	17 Jul 13
	62.46	Roman Poltoratskiy	Tashkent	14 Jun 00	EST	84.40	Jüri Tamm	Banská Bystrica	9 Sep 84
VAN	45.84	Georges Laurence	Port Vila	7 Sep 82	ETH	46.12	Biruk Abraham	Marrakech	13 Aug 14
VEN	57.58	Jesús Parejo	Caracas	8 May 08	FIJ	45.12	James Dominiko	Suva	21 Jun 03
VIE	48.50	Dao Dang Tieng	Ho Chi Minh	5 Jul 00	FIN	83.30	Olli-Pekka Karjalainen	Lahti	14 Jul 04
VIN	59.77	Adonson Shallow	Natchitoches	1 May 10	FRA	82.38	Gilles Dupray	Chelles	21 Jun 00
YEM	35.50	Ahmed Amin Ahmed	Aden	76	FSM	23.76	James Cook Siugiymal	Susupe	28 Jun 06
ZAM	43.42	Aron Chiponda	Luanshya	17 Oct 09	GAB	12.24	Edouard Mihindou Mihindou	Talence	6 May 06
ZIM	51.60	Christopher Pullen	Brisbane	8 Oct 82	GBR	77.54	Martin Girvan	Wolverhampton	12 May 84
					GBS	22.68	Jordão Gomes	Almada	6 Feb 05
					GEO	78.12	Iosif Shaverdashvili	Tbilisi	29 Sep 91
					GEQ	20.70	Castro Santander Laurel	Malabo	17 Jun 95
					GER	83.40	Ralf Haber	Athína	16 May 88
					GHA	50.16	Nicholas Gbeku	Accra	23 Sep 77
					GRE	80.45	Aléxandros Papadimitriou	Athína	9 Jul 00
					GRN	54.22	Kellon Alexis	Emporia	10 May 14
					GUA	66.25	Rául Rivera	Cd. de Guatemala	23 Jul 03
					GUM	55.90	Justin Andre	Liberty	4 Apr 09
					GUY	60.98	Patrice Parris	Cambridge, MA	10 May 85
					HAI	20.64	Richekade Hyacinthe	Confians-Sainte-Honorine	17 May 14
					HKG	65.14	Lam Wai	Taipei	15 May 15
					HON	54.36	Enrique Reina	Tegucigalpa	17 Aug 96
					HUN	84.19	Adrián Annus	Szombathely	10 Aug 03
					INA	55.96	Dudung Suhendi	Jakarta	2 Jul 11
					IND	72.86	Kamalpreet Singh	Tucson	21 May 15
					IRI	75.26	Kaveh Mousavi	Shahrekord	12 May 11
					IRL	77.80	Declan Hegarty	Walnut	28 Apr 85
					IRQ	59.57	Malek Haithem Maled Baghdad	27/28 Mar 15	
					ISL	74.48	Bergur Ingi Pétursson	Hafnarfjörður	25 May 08
					ISR	65.70	Igor Giller	Tel Aviv	6 May 95
					ITA	81.64	Enrico Sgrulletti	Roma	9 Mar 97
					IVB	47.48	Eldred Henry	Hutchinson	14 May 15
					JAM	65.57	Canniggia Raynor	Warrensburg	17 Apr 15
					JOR	54.10	Ahmed Amer Hawafmahrbid		7 Aug 10
					JPN	84.86	Koji Murofushi	Praha	29 Jun 03
					KAZ	77.60	Vladimir Lesovoy	Alma Ata	27 Jun 77
					KEN	59.90	Patrick Njoroge	Nairobi	2 Jul 93
					KGZ	72.94	Nikolay Davydov	Bishkek	10 Jul 99
					KIR	30.90	Tunia Kaotirake	Bairiki	21 May 05
					KOR	72.98	Lee Yun-Chul	Pune	6 Jul 13
					KSA	59.89	Mohamed Hussein Al-Debbisi	Qatif	13 Mar 15
					KUW	79.74	Ali Mohamed Al-Zankawi	Celje	2 Sep 09
					LAO	42.75	Bounloth Keoviseo	Vientiane	15 Dec 12
					LAT	80.14	Igors Sokolovs	Riga	30 May 09
					LBA	50.81	Saleh Al Souei	Tripoli	17 Jul 92
					LBR	46.11	Dunstan Macaulay	Loughborough	4 Jun 64
					LIB	58.41	Abdallah Chahine Saeed	Aliso Viejo	19 Apr 13
					LIE	21.15	Dietmar Feger	Alpnach	23 Aug 08
					LTU	82.24	Benjaminas Vlucckis	Klaipėda	24 Aug 86
					LUX	70.15	Jean-Charles De Ridder	Zoufftgen	30 Apr 00
					MAC	48.68	Hou Fei	Hongkong	13 Dec 09
					MAD	39.67	Germain Bétia Radera	Antananarivo	7 Aug 99
					MAR	70.73	Driss Barid	Rabat	1 Jun 13
					MAS	63.71	Jackie Wong Siew Cheer	Santa Cruz/PHI	19 Mar 15
					MAW	23.41	Takonwa Phiri	Harare	1 Jul 01
					MDA	78.72	Sergey Marghiev	Chişinău	30 May 15
					MEX	72.66	Diego del Real	Walnut	18 Apr 15
					MGL	49.97	Dashdende Makhshiri	Ulaanbaatar	21 Jul 05
					MKD	47.82	Ilija Spasovski	Novi Sad	14 Jul 71

Notes (*)

AZE 57.02 Rauf Tarzumanov 85 – not ratified by federation

GBS Eduardo Sança became a Portuguese citizen in 2009

PLW Cooper, though of American Samoa origin, transferred to Palau

USA 72.34 Ben Plucknett Stockholm 7 Jul 81 – disqualified by doping test, but ratified by national federation

Hammer Throw

AFG	17.44	Najibullah Najm	Islamabad	5 Apr 04
ALB	76.96	Dorian Çollaku	Espoo	22 Jun 08
ALG	74.76	Hakim Toumi	Alger	8 Aug 98
AND	47.77	Joan Valls	Andorra	18 Dec 02
ANG	52.44	Jorge Cruz	Luanda	6 Jun 82
ANT	27.06	Henry Greaux	Pointe-à-Pierre	31 Mar 82
ARG	76.42	Juan Cerra	Trieste	25 Jul 01
ARM	71.48	Georg Markarian	Riga	2 Jun 84
ASA	39.40	Taulagi Sualavei	Nouméa	9 Dec 87
AUS	79.29	Stuart Rendell	Varezdin	6 Jul 02
AUT	79.70	Johann Lindner	Schwechat	24 Jun 87
AZE	79.56	Dmitriy Marshin	Minsk	12 Jun 12
BAH	47.65	Delron Inniss	Spearfish	28 Apr 11
BAN	56.54	Monimul Hoque	Dhaka	22 Dec 92
BAR	44.31	Tristan Whitehall	Joplin	24 Apr 15
BEL	71.76	Marnix Verhegghhe	Obourg	24 Sep 89
BEN	26.48	Enock Lokossou	Bondy	22 May 14
BER	51.94	Gabriel Wilkinson	Nassau	10 Jul 05
BIH	65.42	Dražen Goić	Sarajevo	9 Jun 74
BLR*	84.62	Igor Astapkovich	Sevilla	6 Jun 92
BOL	50.88	David Bustillo	Cochabamba	19 Jun 05
BOT	24.94	Jeffrey Dambe	Gaborone	25 Jul 87
BRA	75.47	Wagner Carvalho Domingos	São Paulo	9 Oct 14
BRN	62.18	Rashid Riyadh Al-Ameeri	Manama	10 Jun 92
BRU	42.32	Mohd Hadi Ezlan Abd. Sebad	B. S. Begawan	2 Dec 09
BUL	82.40	Plamen Minev	Plovdiv	1 Jun 91
BUR	20.72	Relwendé Kaboré	Versailles	20 May 12
CAF	38.96	Mickaël Conjunjo	Antony	26 May 93
CAM	45.38	Chun Sin San	Phnom Penh	17 Aug 69
CAN	79.13	Jim Steacy	Lethbridge	16 May 08
CAY	62.54	Michael Letterlough	Kamloops	5 Jun 11
CGO	42.14	Maurice Ganougou	Brazzaville	13 Jun 64
CHI	71.01	Humberto Mansilla	Los Angeles/CHI	21 Mar 15
CHN	77.04	Bi Zhong	Jianggangshan	4 Aug 89
CIV	41.88	Tiékité Somet	Abidjan	25 Mar 72
CMR	45.14	Jean-David Franz	Obernai	24 Apr 05
COK	48.92	Vainga Tonga	Avarua	5 Jun 95
COL	67.24	Elias Mauricio Diaz	Medellin	31 May 14
CPV	22.82	Henorton Moreno	Faro	20 Apr 13
CRC	76.37	Roberto Sawyers	Jablonec	10 Jun 15
CRO	80.41	Andras Haklits	Marietta	29 May 05

COUNTRY	MARK	NAME	VENUE	DATE	COUNTRY	MARK	NAME	VENUE	DATE
DOM	70.80	Daniel Alonzo	Randalls Island	1 Jun 96	MDV	47.60	Abdulla Mahir	Malé	6 Aug 10
ECU	74.68	José Escobar	Cuenca	15 Mar 15	MEX	80.46	Juan de la Garza	Cd. de Juárez	28 Jun 92
EGY	89.21	Ihab Abdelrahman	Shanghai	18 May 14	MHL	46.83	Emelido Digno Jr.	Cairns	25 Sep 10
ERI	43.93	Ihdri Mohammed	Asmara	1 Jun 99	MKD	76.50	Dejan Angelovski	Skopje	15 Jul 02
ESA	72.70	Fernando Palomo	Maracaibo	19 Aug 98	MLI	64.87	Moctar Djigui	Bamako	27 Apr 10
ESP	78.78	Juan Sotelo	Palplona	23 Sep 92	MLT	63.89	Jean Paul Callus	Monaco	5 Jun 07
EST	87.83	Andrus Värnik	Valga	19 Aug 03	MNE	65.74	Vladimir Petrović	Sätra	25 May 08
ETH	67.99	Bekele Tol	Addis Ababa	4 Jun 94	MON	42.48	Anthony de Sevelinges	Nice	12 May 05
FIJ	80.45	Leslie Copeland	Shenzhen	17 Aug 11	MOZ	57.86	Felipe Chaimite	Strandebarm	21 Jun 15
FIN	93.09	Aki Parviainen	Kuortane	26 Jun 99	MRI	69.70	Fabio Ramsamy	Réduit	15 May 05
FRA	82.56	Pascal Lefèvre	Duisburg	28 Aug 89	MTN	49.52	Abdul Kader	Al-Kuwait	31 Oct 89
FSM	56.94	Clayton Maliuweligiyi	Koror	26 Apr 03	MYA	67.23	Kyaw Swar Moe	Yangon	31 Mar 01
GAB	60.40	Jean-Louis Mézui Assa	Santa Rita	14 Jun 03	NAM	78.32	Strydom van der Wath	Potchefstroom	8 May 15
GAM	49.60	Ismaila Kah	Abidjan	25 Feb 90	NCA	71.62	Rigoberto José Calderón	Guadalajara	17 Jul 97
GBR	91.46	Steve Backley	Banjul	26 Jun 93	NED	80.51	Johan van Lieshout	Lahti	6 Jun 99
GBS	50.60	Edivaldo Monteiro	North Shore City	25 Jan 92	NEP	70.39	Khursed Ahmed Khan	Kathmandu	29 Sep 99
GEO	75.48	Ambrosi Matiasvili	Lisboa	23 Jul 96	NFI	51.00	Michael Dowling	Nikao	24 Oct 01
GEQ	46.70	Manases Mba Micha	Moskva	18 Jul 90	NGR	81.08	Pius Bazighe	Athína	16 Jun 99
GER	92.60	Raymond Hecht	Malabo	7 Dec 02	NIG	58.15	Abdoulaziz Garba Bako	Porto Novo	1 Jul 12
GHA	81.55	John Ampomah	Oslo	21 Jul 95	NMI	59.74	Nick Gross	Valley City	13 May 02
GIB	38.76	Andy Storey	Philadelphia	25 Apr 15	NOR	91.59	Andreas Thorkildsen	Oslo	2 Jun 06
GRE	91.69	Konstadinos Gatsioudis	Gibraltar	17 Jul 95	NRU	49.50	Fine Olsson	Meneñ	17 Sep 94
GRN	74.20	Anderson Peters	Kuortane	24 Jun 00	NZL	88.20	Gavin Lovgrove	Zslo	5 Jul 96
GUA	68.68	Luis Mario Taracena	Port-of-Spain	28 Jun 15	OMA	70.11	Khamis Ghabish Al-Quteifi	Orzorelec	18 Jun 11
GUI	56.00	Fodé Sidibé	Trujillo	29 Nov 13	PAK	78.25	Zahid Ali Mahmood Hussain	Lahore	17 Mar 01
GUM	71.19	Jon Rozborski	Fria	26 Jun 92	PAN	65.26	Jonathan Cedeño	Managua	27 Jun 15
GUY	68.96	Leslain Baird	Tucson	24 May 08	PAR	84.70	Edgar Baumann	San Marcos	17 Oct 99
HAI	53.43	Josue Louis	Port-of-Spain	28 Jun 15	PER	69.46	Jorge Quiñónes	Lima	4 Sep 99
HKG	63.98	Yu Chi Siu	Morelia	7 Jul 13	PHI	72.93	Daniilo Fresnido	Vientiane	17 Dec 09
HON	55.70	Ner González	Hongkong	28 Jun 15	PLE	52.12	Mohamed Thabet	Gaza	29 Sep 00
HUN	81.55	Gergely Horváth	Tegucigalpa	28 Oct 89	PLW	60.86	Dougwin Franz	Koror	5 Aug 10
INA	75.58	Frans Mahuse	Yiregnyháza	2 Aug 03	PNG	58.62	Albert Mombberger	Port Moresby	27 Apr 91
IND	82.23	Rajinder Singh Dalvir	Kuala Lumpur	22 Oct 91	POL*	86.77	Dariusz Trafas	Warszawa	16 Jun 02
IRI	75.04	Mehdi Ravaei	Trivandrum	12 Feb 15	POR	75.55	Tiago Aperta	Bar	18 Mar 12
IRL	82.75	Terry McHugh	Szombathely	10 Aug 03	PRK	63.82	Kim Chol Nam	Pyeongyang	21 May 94
IRQ	74.16	Ali Makki Ammar	London	5 Aug 00	PUR	71.34	Felipe Ortiz	Ponce	16 Apr 11
ISL	86.80	Einar Vilhjálmsson	Damascus	8 Oct 09	PYF	63.94	Joseph Leverd	Pirae	26 Mar 86
ISR	81.94	Vadim Bavikin	Reykjavik	30 Aug 92	QAT	75.18	Hamad Jabir Al-Khalifa Löwenberg		12 Sep 04
ISV	49.99	Avery Joseph	Zaragoza	8 Jun 04	ROU*	81.16	Nicu Roată	Praha	23 Jun 87
ITA	84.60	Carlo Sonogno	Mitrovicë	10 Jul 05	RSA	88.75	Marius Corbett	Kuala Lumpur	21 Sep 98
IVB	65.41	Omar Jones	Osaka	8 May 99	RUS	92.61	Sergey Makarov	Sheffield	30 Jun 02
JAM	70.23	Orin Powell	Hutchinson	22 May 09	RWA	45.82	Twizere	Kigali	1/2 Jun 02
JOR	58.48	Khaled Jaber	Spanish Town	9 Mar 13	SAM	58.02	Fito Scanlan	Apia	1 Sep 97
JPN	87.60	Kazuhiro Mizoguchi	Irbid	8 Jun 95	SEN	79.30	Bouna Diop	Fort-de-France	6 Jul 97
KAZ	85.16	Viktor Yevsyukov	San Jose	27 May 89	SEY	56.85	Gonzague Boniface	Réduit	14 May 89
KEN	91.39	Julius Yego	Karl-Marx-Stadt	21 Jun 87	SIN*	59.22	Ng Bok Huat	Singapore	30 Aug 88
KGZ	77.77	Dmitriy Shnayder	Birmingham	7 Jun 15	SKN	66.87	Adrian Williams	Xalapa	28 Nov 14
KIR	55.09	Rabangaki Nawai	Bishkek	1 Jul 00	SLE	52.41	Alpha Turay	Freetown	26 Dec 12
KOR	83.99	Park Jae-Myong	Apa	12 Dec 06	SLO	80.46	Matiija Kranjc	Zürich	14 Aug 14
KOS*	56.20	Edzevit Mahmutović	Wellington	13 Mar 04	SMR	73.31	Gabriele Mazza	Roma	26 Jun 04
KSA	77.85	Ali S. Jaadani	Mitrovicë	10 Jul 05	SOL	60.58	Ezekiel Rangiri	Tulagi	26 Sep 13
KUW	73.10	Ghanem Mabrouk Zaid Johar	Irbid	14 Aug 99	SOM	34.16	Ahmed Yahye	Peterborough	31 Jul 10
LAO	61.07	Khongma Korakant	Budapest	11 Aug 95	SRB	83.34	Sejad Krđžalić	Beograd	30 May 87
LAT	90.73	Vadims Vasiļevskis	Vientiane	17 Dec 09	SRI	79.62	Sachith Maduranga	Pune	5 Jul 13
LBA	66.87	Mohieddine Altaghdi	Tallinn	22 Jul 07	STP	50.58	B. Hedges do Espírito Santo	Macao	21 Aug 05
LBR*	57.20	Jangy Addy	Al-Qâhira	25 Apr 14	SUD	61.82	Garang Malong	Nairobi	2 Jul 88
LCA	72.99	Albert Reynolds	Ratingen	17 Jul 11	SUI	82.07	Stefan Müller	Bern	16 Sep 06
LES	52.00	Mefi Tsietsio	Port-of-France	21 Mar 15	SUR	53.99	Quincy Sempai	Port-of-Spain	23 Jun 13
LIB	62.90	Mohamed Okeibi	Maseru	14 Dec 02	SVK	87.66	Jan Železný	Nitra	31 May 87
LIE	71.68	René Michlig	Damascus	5 Oct 01	SWE	89.10	Patrik Bodén	Austin	24 Mar 90
LTU	82.94	Tomas Intas	Monaco	5 Jun 07	SWZ	55.73	Mzwandile Mazibuko	Lobamba	28 Apr 01
LUX	75.39	Antoine Wagner	Banská Bystrica	11 Sep 04	SYR	80.50	Firassy Al-Mohamed	Beyrouth	30 Jun 99
MAC	60.46	Ning Zi Heng	Castellón	17 Mar 13	TAN	76.48	Kayayo Malekwa	Arlington	10 May 86
MAD	69.92	Fidèle Rakotonirina	Guangzhou	19 Nov 01	TGA	59.03	Homelo Vi	Adelaide	16 Jan 93
MAR	73.49	Bilal Nouali	Mahitsy	10 Jun 90	THA	76.30	Peerachet Janthra	Nay Pyi Taw	17 Dec 13
MAS	73.34	Mohd Yazid Imran	Alcobendas	26 Jul 14	TJK	49.06	Zoir Yahyeyev	Dushanbe	21 Jun 09
MAW	56.93	Stanley Mutali	Singapore	2 Sep 95	TKM	66.95	Serdar Mamedov	Ashkhabad	29/30 Apr 11
MDA	75.60	Andrian Mardare	Harare	3 Jul 05	TKS	49.39	Dorado Fulford	Vieux Fort	13 Apr 09
			Chişinău	8 Feb 15	TLS	30.48	Theofilho Freitas	Dili	2 Dec 14

COUNTRY	MARK	NAME	VENUE	DATE	COUNTRY	MARK	NAME	VENUE	DATE
TOG	64.90	Kambor Agourou	Niamey	30/31 May 98	BIH	6653h	Esad Vilić	Sarajevo	17 Sep 66
TPE	82.11	Huang Shih-Feng	Tianjin	9 Oct 13	(11.6 665	15.34 173 52.3 / 15.9	48.66 350	50.88 5:09.1	
TTO	86.43	Keshorn Walcott	Birmingham	7 Jun 15	BIZ	5920h	Michael McKoy	San Pedro Sula	10 Dec 97
TUN	77.98	Maher Ridane	Tunis	20 May 95	(10.9 715	9.58 183 52.4 / 17.2	29.48 290	34.64 4:37.6	
TUR	85.60	Fatih Avun	Izmir	20 May 12	BLR	8735	Eduard Hämäläinen	Göztis	29 May 94
TUV	52.15	Vaiuli Nukualofa	Mata-Utu	5 Sep 13	(10.50w 726	16.05 211 47.63 / 13.82	49.70 490	60.32 4:35.09	
UAE	65.26	Saeed Saber Salem Baiha	Meknès	19 Jun 99	BOL	5885h	Roberto Prado	La Paz	28 Nov 76
UGA	75.52	Justin Andr	Ulm	6 Aug 88	(10.5w 668	10.83 180 49.8 / 20.2	32.73 262	42.21 4:41.4	
UKR	86.12	Aleksandr Pyatnytsa	Kiev	20 May 12	BRA	8393	Carlos Bezerra Chinen	São Paulo	8 Jun 13
URU	61.68	Mario Alaniz	São Paulo	11 Oct 87	(10.85 755	15.28 204 48.18 / 14.08	42.46 490	59.58 4:34.77	
USA	91.29	Breaux Greer	Indianapolis	21 Jun 07	BRN	6731h	Adel Abdullah Sherada	Amman	22 Aug 83
UZB	87.20	Viktor Zaitsev	Moskva	23 Jun 92	(11.75 673	12.57 189 51.65 / 16.1	39.66 390	55.46 4:56.28	
VAN	54.04	Willie Atie	Ambae	30 Aug 06	BRU	5684	Demingo Kapal	Singapore	14 Jun 93
VEN	77.94	Manuel Fuenmayor	Maracaibo	5 Jun 04	(12.05 690	9.60 192 54.58 / 17.11	31.02 420	42.20 6:16.93	
VIE	72.05	Nguyen Truong Giang	Chiangmai	21 Dec 10	BUL	8199	Atanas Andonov	Sofia	21 Jun 81
VIN	60.97	Adonson Shallow	Arlington	14 May 10	(11.08 732	15.90 208 49.47 / 14.57	50.58 440	56.92 4:37.48	
YEM	55.70	Atiq Mohamed Nasir	Sana'a	23/26 Apr 10	BUR	6400h	Alassane Néya	Ouagadougou	1 Nov 93
ZAM	58.30	Msama Mpundu	Lushanhya	17 Oct 09	(11.3 670	12.70 180 54.2 / 15.7	37.60 380	48.54 5:06.0	
ZIM	66.18	Roland Vermeulen	Harare	20 Jul 97	CAF	5856	Simon Dégato	Alger	27 Jul 78
					(11.44 649	10.93 185 51.16 / 16.61	27.00 280	48.12 5:14.28	
Notes (*)					CAM* 6156	Chai Kim San	Kuala Lumpur	15 Dec 71	
KOS	61.65	Besart Gashi	Mitrovicë	10 Jul 10 – with 700g implement	(11.33 580	11.72 170 52.73 / 16.07	35.12 322	63.30 5:09.4	
LBR	58.75	Ady Tuscaloosa	11 May 07 – before he transferred Liberia		CAN	8626	Michael Smith	Göztis	26 May 96
MDA	Dmitri Tarabin	– became a Russian citizen from 10 June 10		(11.23 772	16.94 197 48.69 / 14.77	52.90 490	71.22 4:41.95		
POL	87.17	Dariusz Trafas	Runaway Bay	17 Sep 00 – only two competitors	CGO	6475	Célestin Moussambote Kenoué	Brazzaville	17 Jul 04
ROU	81.88	Dumitru Negoita	București	22 Jul 90 – ratified by federation but achieved with the model introduced in 1988 and subsequently declared illegal	(11.15 734	11.02 193 50.16 / 16.72	28.49 380	36.95 4:51.54	
SIN	Akid Chong Mohd Isham	– listed previously – is a Malaysia citizen			CHA* 3818h	Louis Magloire Ntankeu	Clermont-Ferrand	27 May 07	
					(11.9 533	8.06 159 62.17 / 16.77	17.92 180	34.99 6:10.32	
					CHI	8065	Gonzalo Barroilhet	Charlottesville	20 Apr 12
					(10.99 696	14.34 206 50.84 / 14.14	45.22 530	54.70 4:49.19	
					CHN	8290	Qi Haifeng	Göztis	29 May 05
					(10.87 740	13.41 203 48.72 / 14.63	35.57 470	64.53 4:32.02	
					CIV	7028	Yves N'Dabian	Arles	10 Jun 01
					(10.80 704	10.34 187 49.32 / 15.00	31.49 445	42.92 4:39.21	
					CMR	6258	Ernest Tché Noubossi	Nairobi	12 Aug 87
					(10.90 621	13.88 180 48.68 / 17.05	27.82 280	49.20 4:57.36	
					COD 7157	Florent Lomba Bilisi	Kladno	13 Jun 15	
					(11.46 704	12.63 199 49.80 / 14.65	38.55 405	47.96 4:54.09	
					COK	5244	Akanoa William	Nouméa	18 Dec 87
					(12.01 637	9.18 167 53.55 / 16.95	27.68 310	43.30 5:31.19	
					COL	7383	Andrés Mantilla	Cali	23 Jul 05
					(11.30 682	13.65 199 49.69 / 14.77	42.23 400	49.73 4:37.33	
					CPF	6101	José Rosa	Luso	12 Jun 11
					(11.25 593	11.77 184 56.16 / 16.76	40.64 400	49.01 5:29.77	
					CRC* 6412	Roberto McFarlane	Guadalajara	17 Jun 79	
					(10.94 695	10.74 195 50.33 / 16.48	27.00 300	46.66 4:42.2	
					CRO	7659	Joško Vlačić	Izmir	25 Jun 83
					(11.47 694	13.85 203 50.79 / 14.96	46.18 420	58.94 4:31.88	
					CUB	8654	Leonel Suárez	La Habana	4 Jul 09
					(11.07 742	14.39 209 47.65 / 14.15	46.07 470	77.47 4:27.29	
					CYP	7802	Georgios Andreou	Vólos	12 Aug 00
					(10.83 716	15.16 196 51.21 / 15.37	45.13 490	59.31 5:03.03	
					CZE	9026	Roman Sebrle	Göztis	27 May 01
					(10.64 811	15.33 212 47.79 / 13.92	47.92 480	70.16 4:21.98	
					DEN	7994	Lars Warming	Göztis	19 Jun 88
					(11.08 731	13.54 193 48.03 / 14.34	42.60 470	51.94 4:17.35	
					DOM 7504	Juan Carlos de la Cruz	Ottawa	20 Jun 15	
					(11.11 664	13.39 198 49.64 / 14.66	40.42 460	50.23 4:39.16	
					ECU	7029	Oscar Mina	Guayaquil	20 May 07
					(10.98 626	13.62 204 49.61 / 16.46	39.92 380	49.75 4:44.90	
					EGY	7472	Mustapha Taha Hussein Al-Qähira		2 May 02
					(10.96 717	13.35 181 49.18 / 15.17	45.08 440	49.27 4:42.56	
					ESA	7517	Santiago Mellado	Seoul	29 Sep 88
					(11.33 683	11.63 206 48.37 / 15.39	37.52 460	55.42 4:30.07	
					ESP* 8526	Francisco Javier Benet Alhama		17 May 98	
					(10.72w 745	14.57 192 48.10 / 13.83	46.12 500	65.37 4:26.81	
					EST	8815	Erki Nool	Edmonton	7 Aug 01
					(10.60 763	14.90 203 46.23 / 14.40	43.40 540	67.01 4:29.58	
Decathlon									
AIA	5313	Andre Samuel	Uniondale	10 May 02					
ALB	7261h	Skender Rexhepi	Beijing	9 May 75					
(11.1 705	12.93 198 51.0 / 15.1	36.50 425	53.30 4:35.5)						
ALG	8311	Larbi Bouraáda	Marrakech	11 Aug 14					
(10.90 745	13.26 211 48.93 / 15.06	45.30 450	66.33 4:20.05)						
AND	6204	Estéve Martín	Andorra	27 Jun 99					
(11.30 720	10.79 209 54.86 / 15.26	28.55 300	40.61 5:17.94)						
ANG	6381	Afonso Deslandes	Madrid	5 Aug 89					
(11.38 688	10.90 190 50.18 / 17.51	29.00 380	39.00 4:29.00)						
ANT	6027h	Calvin Greenaway	London	27 Sep 70					
(11.2 709	11.65 185 54.7 / 16.9	23.30 366	48.20 5:04.1)						
ARG* 8291h	Tito Steiner	Provo	23 Jun 83						
(10.8 745	16.35 204 49.0 / 14.1	50.02 456	61.50 4:51.6)						
ARM	6806h	Onik Khachatryan	Kropotkin	26 Apr 74					
(11.0 650	12.48 175 51.8 / 15.5	38.80 410	55.68 4:47.7)						
ARU	6021h	Freddy Burgos	Amstelveen	26 Sep 88					
(11.2 671	10.17 180 52.1 / 15.1	32.16 280	39.88 4:51.8)						
ASA	6572	Aaron Victorian	Lancaster	22 May 10					
(11.09 698w	13.79 183 53.84 / 15.63	38.13 394	48.65 5:43.43)						
AUS	8490	Jagan Hames	Kuala Lumpur	18 Sep 98					
(10.77 764	14.73 219 49.67 / 14.07	46.40 500	64.67 5:02.68)						
AUT	8320	Gernot Kellermayr	Göztis	30 May 93					
(10.47 766	14.83 196 47.56 / 14.12	42.50 500	58.24 4:54.78)						
AZE	7359h	Valeriy Deryabin	Baku	22 May 77					
(11.0 695	14.06 189 50.7 / 15.6	44.10 420	56.10 4:39.2)						
BAH	7421	Antonio Greene	San Juan	29 Jul 89					
(11.03 695	14.68 205 51.07 / 15.30	41.48 420	52.14 4:56.96)						
BAR	7777	Victor Houston	Athina	6 Aug 97					
(10.72 757	12.82 203 47.91 / 13.92	33.56 500	62.10 4:32.30)						
BDI	5320h	Jérôme Rutayisirié	Woluwe	24 Aug 86					
(12.2 621	7.64 192 53.6 / 16.5	19.68 265	36.20 4:19.5)						
BEL	8519	Hans van Alphen	Göztis	27 May 12					
(10.96 762	15.23 206 49.54 / 14.55	45.45 496	64.15 4:20.87)						
BEN	4761h	John Godonou-Dossou	Porto Novo	16 Jun 57					
(11.9 612	9.80 168 57.4 / 17.0	23.25 330	29.40 5:37.0)						
BER	6909	Brooke Onley	Tuscaloosa	15 May 87					
(11.24 641	12.68 185 51.30 / 15.77	35.68 386	62.12 4:42.44)						

COUNTRY	MARK	NAME	VENUE	DATE	COUNTRY	MARK	NAME	VENUE	DATE
ETH	5918	Bekele Tola	Nairobi	12 Aug 87	KAZ	8725	Dmitriy Karpov	Athina	24 Aug 04
(11.97 589)	11.05 163 51.83 / 17.58		30.48 280	59.64 4:14.63)	(10.50w 781)	15.93 209 46.81 / 13.97	51.65 460	55.54 4:38.11)	
FIJ	7397	Albert Miller	Cape Girardeau	24 May 83	KEN	7076	Charles Kokoyo	Brisbane	5 Oct 82
(11.22 694)	12.64 193 49.73 / 14.60		38.54 380	62.14 4:35.57)	(11.41 708)	12.00 189 49.47 / 14.51	37.72 310	57.80 4:35.57)	
FIN	8730	Eduard Hämäläinen	Athina	6 Aug 97	KGZ	7566h	Gennadiy Balakshi	Frunze	30 Apr 78
(10.81 756)	15.71 197 46.71 / 13.74		50.50 520	59.82 4:37.10)	(10.7 727)	14.10 193 51.9 / 15.1	43.66 470	56.22 4:58.4)	
FRA	8574	Christian Plaziat	Split	29 Aug 90	KIR	4069	Boitu Baiteke	Mata-Utu	4 Sep 13
(10.72 777)	14.19 210 47.10 / 13.98		44.36 500	54.72 4:27.83)	(12.12 598)	10.33 167 62.96 / 18.66	31.70 2.10	36.78 -)	
FSM	4871	Keitani Graham	Suva	9 Jul 03	KOR	7860	Kim Kun-Woo	Daegu	28 Aug 11
(12.69 488)	10.78 157 56.92 / 19.79		33.07 380	45.15 5:06.85)	(11.11 724)	12.96 196 49.24 / 14.95	39.53 490	53.33 4:15.63)	
GAB*	6013h	Landry Nambé	Busugu Libreville	24 Mar 88	KSA	7677	Mohamed Jassem Al-Qaree	Doha	20 Dec 11
					(10.60 712)	12.67 200 49.41 / 14.36	38.88 430	58.30 4:52.19)	
GBR	8847	Daley Thompson	Los Angeles	9 Aug 84	KUW*	6701h	Meshal Abdullah Dewaihi	Al-Qähira	6 Oct 89
(10.44 801)	15.72 203 46.97 / 14.33		46.56 500	65.24 4:35.00)	(10.8 645)	10.64 200 50.2 / 15.2	30.76 400	51.04 5:03.4)	
GBS	5514	Amaldo dos Santos Fernandes	Santiago/CUB	29 Feb 84	LAO	6298	Oudomsack Chanthavong	Vientiane	14 Dec 09
(11.01 585)	9.85 170 53.07 / 16.09		28.36 270	46.50 5:25.02)	(11.25 673)	10.16 189 51.86 / 15.41	26.18 370	45.28 4:58.84)	
GEO	7756h	Yuriy Dyachkov	Tbilisi	16 Jun 68	LAT	8312	Edgars Eriņš	Valmiera	4 Jun 11
(10.8 740)	15.70 180 51.2 / 14.6		47.20 440	59.40 4:46.6)	(10.79w 767)	14.19 190 48.65 / 14.56	49.94 450	58.30 4:14.25)	
GEQ	3752h	Alfonso Ekwunzeji Ikuga	Sabadell	30 Sep 07	LBA	6186h	Imad R. Koueb	Damascus	5 Oct 01
(11.6 529)	7.97 145 57.8 / 17.8		21.29 220	15.53 5:44.6)	(11.0 685)	10.58 180 50.8 / 15.7	32.55 330	41.92 5:06.3)	
GER	8832	Jürgen Hingsen	Mannheim	9 Jun 84	LBR	8025	Jangy Addy	Eugene	30 Jun 08
(10.70w 776)	16.42 207 48.05 / 14.07		49.36 490	59.86 4:19.75)	(10.77 720)	15.63 196 48.61 / 13.73	47.08 440	57.10 5:05.07)	
GHA	7567	Atsu Nyamadi	Eugene	11 Jun 15	LCA*	7632	Dominic Johnson	Tucson	27 Mar 98
(11.20w 719)	13.52 196 50.90 / 15.08		44.10 400	58.86 4:33.05)	(10.71 680)	12.83 197 47.43 / 14.79	39.38 490	38.08 4:29.50)	
GRE	8069	Pródromos Korkizoglou	Ibach	2 Jul 00	LIB	6873h	Elie Sfeir	Alger	30 Aug 75
(10.60 724)	14.39 201 49.86 / 14.25		41.82 500	56.93 4:50.77)	(11.48 717)	11.55 1.86 51.60 / 15.7	34.68 3.90	54.80 4:34.6)	
GRN	8070	Kurt Felix	Glasgow	29 Jul 14	LIE	6628h	Aljos Büchel	Tokyo	20 Oct 64
(11.02 743)	13.26 211 48.93 / 15.06		45.30 450	66.33 4:47.66)	(11.3 681)	12.16 181 49.7 / 17.5	37.19 400	44.90 4:28.6)	
GUA	7448	Octavius Gillespie	Chula Vista	6 Jun 04	LTU	8437	Rišardas Malachovskis	Staiiki	2 Jul 88
(11.22 732w)	13.14 200 52.17 / 15.39w		42.89 430	60.76 4:58.01)	(10.93 704)	14.94 209 47.77 / 14.34	44.04 490	59.58 4:13.67)	
GUM	4324h	Jude Anthony Martinez	Cheney	11 Apr 08	LUX	7484	Marc Kemp	Bruxelles	23 Jun 85
(11.65 626)	7.78 163 52.40 / 24.3		24.13 235	28.78 5:14.61)	(11.06 737)	12.45 196 50.59 / 15.57	36.82 470	56.88 4:44.42)	
GUY*	5842h	Laurence Taitt	London	26 Jul 59	MAD	7685	Ali Kamé	Bambous	17 Apr 11
(11.5 663)	9.86 178 53.4 / 14.9		26.55 312	35.36 4:40.8)	(11.03 733)	13.65 202 50.00 / 15.20	36.66 440	58.78 4:33.60)	
HAI	6939	Josue Louis	Ottawa	2 Jun 13	MAR	7359	Hakim Moulay Rachid Alaoui	Meknes	8 Jul 04
(11.14 684w)	12.45 206 50.84 / 14.59		35.51 410	53.12 5:49.20)	(10.9 734)	10.92 203 51.2 / 14.6	39.45 410	53.80 4:37.6)	
HKG	6469	Ng Chit Wing	Hongkong	22 Mar 09	MAS	7095	Muhamad Malik Tobias	Bernhausen	8 Jun 03
(11.29 691)	9.93 203 51.88 / 15.79		30.50 410	38.72 5:03.89)	(11.11 700)	14.23 194 52.64 / 14.83	40.28 450	52.21 5:43.28)	
HON	6690	Darwin Colón	San Pedro Sula	28 Jun 08	MAW	6154	Wilfred Ngwenya-Mwalwanda	München	8 Sep 72
(11.22 682)	12.91 180 50.54 / 14.98		38.18 340	49.12 5:08.00)	(11.95 568)	12.27 165 52.68 / 18.54	38.82 330	71.28 4:37.4)	
HUN	8554	Attila Zsvitsky	Götzis	4 Jun 00	MDA	8288	Valeriy Kachanov	Moskva	21 Jun 80
(10.64w 724)	15.72 218 48.13 / 14.87		45.64 465	63.57 4:23.13)	(11.08 754)	14.53 208 48.70 / 14.61	46.10 450	58.10 4:17.4)	
INA	7013	Julius Uwe	Singapore	14 Jun 93	MEX	7614h	Alejandro Cárdenas	Medellin	11 May 96
(11.23 700)	12.22 177 50.63 / 15.66		41.70 390	57.04 4:48.57)	(10.2 772)	12.55 174 46.33 / 15.73	38.32 440	57.28 4:52.35)	
IND	7658	Bharatinder Singh	Bangalore	12 Jun 11	MGL	5945h	Dambo Damdinsuren	Ulan Bator	30 Jun 71
(10.83 745)	14.67 195 49.83 / 15.27		48.71 400	62.85 5:24.18)	(11.1 623)	9.68 170 53.3 / 16.8	29.46 350	51.30 4:39.2)	
IRI	7729	Hadi Sepehrzad	Tehran	25 May 12	MKD	5886	Goran Ackovski	Beograd	5 Jun 88
(10.82 694)	16.24 194 49.82 / 14.80		49.11 440	52.66 5:09.59)	(11.80 645)	12.09 170 52.65 / 17.55	30.70 283	59.08 4:56.57)	
IRL	7882	Carlos O'Connell	Emmitsburg	5 Jun 88	MLI	5903h	Bassan Bagayoko	Béziers	18 Apr 82
(10.89 750)	13.05 192 48.84 / 14.59w		41.70 440	54.96 4:21.75)	(11.6 628)	10.93 170 54.5 / 15.9	32.38 385	39.96 4:48.7)	
IRQ	6619h	Jassem Jabbar	Baghdad	9 Sep 82	MNE	7636	Darko Pešić	Nice	13 Sep 13
(11.1 6.62)	11.15 185 51.6 / 15.4		35.82 340	46.22 4:21.3)	(11.33 715)	15.11 201 50.95 / 14.91	41.76 410	57.76 4:35.37)	
ISL*	8573	Jón Amar Magnússon	Götzis	31 May 98	MNT	6216h	Oswald Phillip	San Juan	21 Apr 90
(10.74 760)	16.03 203 47.66 / 14.24		47.82 510	59.77 4:46.43)	MON	5683	Anthony de Sevelinges	Nice	16 May 04
ISR	7096	Erez Meltzer	Markt Schwaben	31 Jul 94	(11.91 641)	10.96 180 55.57 / 16.42	32.79 320	39.83 5:03.67)	
(11.13 708)	11.94 192 50.94 / 14.91		35.96 430	47.80 4:49.18)	MOZ	5848	Cândido Coelho	Alger	27 Jul 78
ISV	5416h	Nathan Taylor	Santo Domingo	11 Jul 81	(11.37 658)	9.65 179 52.74 / 15.63	25.42 390	34.94 5:17.03)	
(12.1 605)	9.67 175 55.8 / 16.7		29.78 340	50.72 5:15.7)	MRI	7537	Guillaume Thierry	Bambous	27 Apr 14
ITA	8169	Beniamino Poserina	Formia	6 Oct 96	(11.51 706)	13.87 192 52.65 / 14.97	43.77 470	61.10 4:45.94)	
(10.93w 743w)	13.99 199 48.82 / 14.60		44.34 500	58.88 4:36.94)	MYA	6526h	Soe Myint Aung	Rangoon	4 Jan 86
IVB	6609	Paul Hewlett	Indianapolis	13 Aug 87	NAM	5814h	Reginald Benade	Windhoek	22 Jun 96
(11.50 631)	11.69 188 50.76 / 16.03		35.44 420	47.14 4:50.41)	(11.5 620)	13.10 190 55.3 / 18.0	42.39 280	46.25 5:18.7)	
JAM	8644	Maurice Smith	Osaka	1 Sep 07	NCA	6195h	Dónald Vélez	Cd. de Panamá	7 Mar 70
(10.62 750)	17.32 197 47.48 / 13.91		52.36 480	53.61 4:33.52)	(11.5 603)	12.63 170 53.2 / 15.9	35.20 350	62.94 5:11.7)	
JOR	6586	Hassan Abou Najem	Irbid	14 Aug 99	NED	8506	Elco Sintnicolaas	Götzis	27 May 12
(11.28 654)	11.72 183 48.98 / 15.69		29.29 320	48.35 4:23.53)	(10.77 727)	14.20 200 48.02 / 14.10	42.81 536	63.59 4:26.98)	
JPN	8308	Keisuke Ushiro	Nagano	1 Jun 14	NEP	5355h	Dambar Singh Kuwar	Pokhara	28 Sep 87
(11.24 715)	15.19 203 49.66 / 14.90		50.17 480	69.11 4:32.62)	(11.9 584)	10.02 178 53.7 / 16.5	27.68 280	34.08 4:37.1)	

COUNTRY	MARK	NAME	VENUE	DATE	COUNTRY	MARK	NAME	VENUE	DATE
ISL	8583	Jón Arnar Magnússon	Reykjavik	5 Jul 98	IND	1:20:21	Kolothum Thodi Irfan	London	4 Aug 12
LCA	7764	Dominic Johnson	Stanford	17 May 98	IRI	1:24:01	Ebrahim Rahimian	Nomi	11 Mar 12
TUR	7818	Alper Kasapoğlu	Marietta	24 May 96	IRL	1:19:22	Robert Heffernan	Cheboksary	10 May 08
<i>No details available for a conversion from 1962 to 1984 tables</i>									
CAM	6320	Chai Kim San	Phnom Penh	17 Aug 73	IRQ	1:37:27	Amir Abdull Razak	Manama	24 Apr 15
CHA	6244	Philippe Doudet	Abidjan	10 May 71	ISR	1:23:01	Vladimir Ostrovskiy	Ein Gedi	15 Feb 92
GUY	5892	Victor Benjamin	Georgetown	14 Nov 83	ISV	1:43:58	Alexy Klein	Malmö	18 Sep 76
SOL	5584	James Iroga	Suva	2 Apr 83	ITA	1:17:30	Henry Schwazer	Lugano	18 Mar 12
TAN	6122	Ernest Joseph	Dar es Salaam	16 May 74	JAM	1:40:11	Byron Williams	Brighton	15 Apr 72
UGA	6933	John Akii-Bua	Kampala	9 Oct 71	JOR	1:40:53	Muein Taa Al-Khalaf	Fukuoka	2 Sep 95
ZAM	5601	Samson Mubangalala	Lusaka	13 May 73	JPN	1:16:36	Yusuke Suzuki	Nomi	15 Mar 15
					KAZ	1:19:55	Valery Borisov	Sochi	20 Apr 96
					KEN	1:20:40	David Kimutai	Nairobi	29 Jun 96
					KGZ	1:24:13	Otto Barch	Kiev	11 Jun 76
					KOR	1:19:13	Kim Hyun-Sub	Nomi	15 Mar 15
					KSA	2:10:24	Hazam Al-outeibi	Doha	6 Mar 86
					KUW	1:51:25	Ateya Seoud Khalaf	Al-Kuwait	6 Nov 83
					LAO	1:48:01	Sauleumhol Sopraseuth	Luang Prabang	18/19 Feb 97
					LAT	1:19:25	Aigars Fadejevs	Hildesheim	25 Aug 02
					LBA	1:44:26	Idriss Baklouf	Tripoli	26 Apr 85
					LIB	1:35:20	Ali Hassan Ismail	Sumy	9 Jun 12
					LTU	1:19:29	Valdas Kazlauskas	Sochi	19 Feb 89
					LUX	1:26:13	Lucien Faber	Ruse	13 Apr 80
					MAD	1:34:33	Piëtron Randrianandrasana	Flic-en-Flacq	13 Aug 06
					MAR	1:31:34	Nassir Hasnaoui	Oujda	21 Apr 91
					MAS	1:24:50	Harbans N. Singh	Podebrady	19 Apr 97
					MDA	1:19:32	Viktor Mostovik	New York	3 May 87
					MEX	1:17:26	Bernardo Segura	Fana	7 May 94
					MRI	1:33:00	Jérôme Caprice	Tilburg	7 Oct 12
					MYA	1:29:43	Nyunt Win	Rangoon	24 Feb 97
					NAM	1:42:05	Elvin Alberts	Windhoek	1 Jul 95
					NCA	1:29:30	Luis Canelo	Ranchuelo	23 Jan 89
					NED	1:24:52	Harold van Beek	Vignulles	1 May 92
					NEP	1:40:48	Ganga Bahadur Shahi	Chandragadi	10 Jan 97
					NGR*	1:31:27	Elegbede Bamidele	Abuja	14 Mar 15
					NOR	1:19:11	Erik Tysse	Cheboksary	10 May 08
					NZL	1:22:11	Quentin Rew	Melbourne	14 Dec 14
					PAK	1:40:11	Kajal Khan	Rawalpindi	18 Feb 71
					PAN	1:25:07	Ricardo Concepción	Cd. de Panamá	13 Oct 01
					PAR	1:39:20	Oscar Meza Achi	Xalapa	15 Jul 00
					PER	1:23:34	Pavel Ivar Chihuán	Lima	11 Jun 15
					PHI	1:33:51	Michael Embuedo	Lingayen	11 May 09
					PLE	1:31:22	Ramy Abdelhody Ali Dib	Al-Qâhira	4 Feb 00
					PNG	2:12:13	Joe Kaikai	Port Moresby	14 Sep 91
					POL	1:18:22	Robert Korzeniowski	Hildesheim	9 Jul 00
					POR	1:20:09	João Vieira	Göteborg	8 Aug 06
					PUR	1:27:11	José Melendez	Arica	9 May 15
					QAT	1:26:26	Mabrouk Saleh Mohamed Nuce	Buccareggi	14 Jun 96
					ROU	1:21:06	Costică Bălan	Bucureşti	14 Jun 96
					RSA	1:21:50	Lebogang Shange	Lugano	15 Mar 15
					RUS*	1:17:16	Vladimir Kanaykin	Saransk	29 Sep 07
					SEY	2:12:52	Rennick Wayne Pierre Bêlize	Belle Vue	19 Apr 13
					SIN	1:36:01	Edmund Sim Soon Chye	Nomi	11 Mar 12
					SLO	1:28:04	Milan Balek	Postojna	28 Aug 83
					SMR	1:33:56	Stefano Casali	Ferrara	14 Apr 85
					SRI	1:21:50	Pedrap Filipović	Surcin	22 Mar 03
					SRI	1:30:45	B. Nishantha Nayanananda	Bangkok	13 Dec 98
					STP	1:54:22	Ousmane Dias	São João Da Madeira	1 Mar 03
					SUI	1:25:20	Alex Florez	Podebrady	13 Apr 13
					SVK	1:18:13	Pavol Blažek	Hildesheim	16 Sep 90
					SWE	1:18:36	Stefan Johansson	Fana	15 May 92
					SYR	1:32:04	Haytham Assaf	Damascus	24 Jul 87
					THA	1:29:40	Sakchai Samothkao	Manila	22 Sep 03
					TJK	1:22:16	Vladimir Zveris	Cherkassy	27 Apr 80
					TKM	1:29:15	Aivars Zveris	Riga	10 Oct 71
					TPE	1:33:00	Chang Wei-Lin	Nomi	15 Mar 15
					TTO	1:47:34	Nolan Simmons	Coventry	13 May 78
					TUN	1:19:02	Hatem Ghoulia	Eisenhüttenstadt	10 May 97
					TUR	1:22:31	Recep Çelik	Bucureşti	9 Apr 11
					UAE	1:36:41	Ayob Mohamed Sarwashi	Guangzhou	21 Nov 10
					UGA	1:57:02	Nelsensio Byingingo	Al-Qâhira	27 Aug 82

20 Kilometres Walk

ALB	1:27:40	Orest Laniku	Pomigliano	2 Apr 05
ALG	1:22:52	Abdelwahab Ferguène	Hildesheim	23 Aug 92
AND	1:39:36	Antoni Martínez	Barcelona	29 Jan 84
ARG	1:22:10	Juan Manuel Cano	London	4 Aug 12
ARM	1:27:01	Vartan Tumasyan	Leningrad	11 Jun 88
ARU	2:04:09	Harlen Manuel Villar Polo	San Sebastián	31 Aug 05
AUS	1:17:33	Nathan Deakes	Cixi	23 Apr 05
AUT	1:25:32	Martin Toporek	Fana	26 Apr 86
AZE	1:24:57	Sergey Shildkret	Novopolotsk	25 Apr 87
BAN	1:30:40	Shafiuddin Titu	Dhaka	19/21 Dec 96
BAR	1:43:25	Eon Mitchell	Bridgetown	25 Jun 99
BEL	1:23:13	Joseph Martens	Goirix	10 Apr 88
BIH	1:28:52	Mico Cvjetković	Ruse	17 Apr 88
BLR	1:18:12	Artur Meleshkevich	Brest	10 Mar 01
BOL	1:23:35	Marco Antonio Rodríguez Arica	Eisenhüttenstadt	9 May 15
BRA	1:19:56	Sérgio Galdino	Eisenhüttenstadt	14 May 95
BRN	2:13:24	Rashid Dawass	Doha	4 Mar 82
BUL	1:20:43	Lyubomir Ivanov	Sofia	26 Jun 88
CAM	1:54:31	Siravut Sinn	La Habana	6 May 06
CAN	1:20:13	Evan Dunfee	Taicang	4 May 14
CGO*	1:54:38	Toussaint Bemba	Flic-en-Flacq	13 Aug 06
CHI	1:20:48	Yerko Araya	Buenos Aires	5 Jun 11
CHN	1:17:36	Wang Zhen	Taicang	30 Mar 12
CMR	1:30:12	Hervé Nzossié	Bafoussam	20 Jun 14
COD	1:44:59	Mbéya Kalamba	Alger	21 Jul 07
COK	1:52:33	Uaongo Areati	Rarotonga	1 May 80
COL	1:19:45	Éider Arévalo	Podebrady	13 Apr 13
CPV	1:57:45	Nilson Tavares	Mapeuto	14 Sep 11
CRC	1:23:12	Allan Segura	Cheboksary	10 May 08
CRO	1:28:26	Aleksandar Raković	Balassagyarmat	21 Sep 91
CUB	1:21:45	Jorge Pino	Matanzas	30 Jul 02
CYP	1:47:29	Ioannis Karpasitis	Athina	8 Mar 59
CZE	1:19:18	Jiří Malýsa	Eisenhüttenstadt	17 Jun 00
DEN	1:22:18	Claus Jørgensen	Eisenhüttenstadt	11 May 96
DOM*	1:34:20	Antonio Morales	La Romana	6 Apr 87
ECU	1:17:21	Jefferson Pérez	Paris (St. Denis)	23 Aug 03
EGY	1:26:10	Mohamed Ragab Saleh	Taicang	4 May 14
ESA	1:25:20	Walter Sandoval	Cd. de Guatemala	13 Jun 09
ESP	1:17:22	Francisco Fernández	Turku	28 Oct 82
EST	1:23:01	Vassili Matveyev	Alushta	13 Oct 85
ETH	1:25:28	Cherenet Makore	Addis Ababa	4 May 06
FJU*	1:46:53	Caleb Maybir	Brisbane	28 May 91
FIN	1:19:52	Reima Salonen	Pihtipudas	21 Jun 86
FRA	1:17:02	Yohan Diniz	Aries	8 Mar 15
GBR	1:22:03	Ian McCombie	Seoul	23 Sep 88
GEO	1:26:23	Maciej Rosiewicz	Zaniemyśl	20 Apr 13
GER	1:18:42	Andreas Erm	Eisenhüttenstadt	17 Jun 00
GHA*	1:32:54	Ahmed Tijani Sanni	Cape Coast	29 Apr 06
GRE	1:21:12	Alexandros Papamihail	London	4 Aug 12
GUA	1:17:46	Julio Martínez	Eisenhüttenstadt	8 May 99
HKG	1:30:13	Tse Chun Hung	Nomi	15 Mar 15
HON	1:25:25	Santiago Fonseca	Danil	15 May 88
HUN	1:20:41	Sándor Urbanik	Podebrady	19 Apr 97
INA	1:27:54	Hendro	Nomi	15 Mar 15

COUNTRY	MARK	NAME	VENUE	DATE	COUNTRY	MARK	VENUE	DATE	
UKR	1:18:37	Ruslan Dmytrenko	Taicang	4 May 14	KEN	4:25:24	William Sawe	Seoul	30 Sep 88
USA*	1:22:02	Tim Seaman	Vallensbæk	22 May 04	KGZ	3:52:05	Otto Barch	Moskva	27 Jul 79
UZB	1:23:22	Nikolay Bashkirtsev	Cheboksary	13 May 84	KOR	3:45:55	Park Chil-Sung	London	11 Aug 12
VEN	1:22:24	Richard Vargas	Rio Maior	18 Apr 15	LAT	3:43:18	Aigars Fadejevs	Ogre	6 Jun 98
VIE	1:26:53	Nguyen Thinh Ngung	Nam Dinh	13 Dec 14	LBA	5:15:53	Ahmed Issa Yekou	Tunis	15 Sep 67
ZAM	2:06:11	Feston Bwaliya	San Jose	1 Jun 91	LTU	3:49:30	Donatas Skarmulis	Dudince	29 Mar 08
ZIM	2:07:55	A. Johnston	Hannover	31 Jul 79	LUX	4:10:05	Lucien Faber	Bad Krotzingen	15 Apr 84

Notes (*)

CGO 1:42:07 Juvenal Nguयेy Brazzaville 5 Apr 08 – doubtful distance

DOM Better marks were achieved on courses apparently short

FU Marks by Dip Chand – doubtful and in any case not ratified by federation

GHA Doubtful distance

NGR 1:25:42 Adeyemi Kazeem Abuja 3 Jul 08 – doubtful distance

RUS 1:16:49 Sergey Morozov Saransk 8 Jun 08 – Not ratified as a world record because there was no doping control

USA 1:21:48 Tim Lewis 86 – short distance

50 Kilometres Walk

ALB	4:40:04	Sadik Dimiri	Elbasani	21 Apr 76	PAN	4:37:17	Leonel Ramos	Cd. de México	17 Apr 83
ALG	4:19:15	H'Mimed Rahouli	Boumerdès	12 Mar 87	PER	3:56:35	Pavel Ivar Chihuán	Taicang	3 May 14
ARG	4:14:29	Jorge Loréfice	Buenos Aires	9 May 93	PHI	4:22:38	Saturnino Salazar	Lingayen	19 May 97
ARM	4:20:40	Vagarshak Arzumianian	Yerevan	11 Oct 55	PLE	5:59:57	Yasser Ali Dib	Al-Qâhira	26 Aug 95
AUS	3:35:47	Nathan Deakes	Geelong	2 Dec 06	POL	3:36:03	Robert Korzeniowski	Paris (St. Denis)	27 Aug 03
AUT	4:02:39	Stephan Wögerbauer	Prerov	7 Jun 92	POR	3:45:17	João Vieira	Pontevedra	4 Mar 12
AZE	3:54:47	Sergey Shildkret	Leningrad	17 Jul 85	PUR	4:16:00	Luis López	Xalapa	29 Nov 14
BEL	3:47:34	Godfried Dejonckheere	Arras	10 Sep 89	QAT	5:30:00	Mohamed Salem	(Belgium)	12 Jul 82
BLR	3:40:02	Aleksandr Potashov	Moskva	27 May 90	ROU	3:55:59	Marius Cocioran	Murcia	17 May 15
BOL	4:11:22	Ronald Quispe	Trujillo	29 Nov 13	RSA	3:55:32	Marc Mundell	London	11 Aug 12
BRA	3:55:36	Mário dos Santos	Dudince	21 Mar 15	RUS	3:34:14	Denis Nizhegorodov	Cheboksary	11 May 08
BUL	4:07:46	Boncho Lapkov	Békéscsaba	14 Apr 85	SIN	5:07:03	Arumgang Kannan	Rangoon	9 Dec 69
CAN	3:47:48	Marcel Jobin	Terrebonne	20 Jun 81	SLO	4:18:28	Milan Balek	Wien	16 Oct 83
CHI	4:00:31	Eduard Araya	Chihuahua	23 Feb 13	SMR	4:37:12	Stefano Casali	Pescara	20 Mar 94
CHN	3:36:06	Yu Chaohong	Nanjing	22 Oct 05	SRB	3:48:01	Aleksandar Raković	Mézidon	2 May 99
CMR	5:05:51	Daniel Foudjem Ngano	La Coruña	14 May 06	SUI	3:59:20	Pascal Charrière	Fribourg	14 Apr 96
COK	5:37:31	Uaongo Areal	Okato	Jun 80	SVK	3:34:38	Matej Čárhi	Dudince	21 Mar 15
COL	3:47:41	James Rendón	Valley Cottage	14 Sep 14	SWE	3:44:49	Bö Gustafsson	Seoul	30 Sep 88
CRC	4:21:19	Bernardo Calvo	Guadalajara	29 Oct 11	THA	4:32:40	Sakchai Samothkiao	Jakarta	16 Oct 97
CRO	5:09:40	Zeljimir Haubrih	Wien	23 Oct 11	TJK	3:58:13	Aleksandr Kormilitsyn	Leningrad	3 Aug 85
CUB	3:52:19	Edel Oliva	Mar del Plata	24 Mar 95	TKM	4:24:07	Oleg Bogdanov	Riga	10 Sep 58
CYP	5:16:59	John Constantinou	Yverdon-les-Bains	29 Oct 06	TTO	4:47:05	Francis Thomas	Port-of-Spain	18 Jun 72
CZE	3:49:08	Miloš Holuša	Fribourg	14 Apr 96	TUN	3:58:44	Hatem Ghoula	Sia Eulària	4 Mar 07
DEN	3:51:46	Jacob Sørensen	Dublin	15 Jun 02	TUR	4:51:49	Hakan Çaliskan	Sint-Oedenrode	10 Mar 02
ECU	3:49:26	Andrés Chocho	Clarkstown	28 Oct 12	UKR	3:40:39	Ihor Hlavan	Moskva	14 Aug 13
EGY	4:43:20	Moujahid El Sayed	Zagazig	22 May 87	USA	3:48:04	Curt Clausen	Mézidon	2 May 99
ESA	3:53:57	Emerson Hernández	London	11 Aug 12	UZB	3:54:47	lonat Olikh	Leningrad	3 Aug 85
ESP	3:38:43	Valentín Massana	Orense	20 Mar 94	VEN	4:12:58	Yereman Salazar	Chihuahua	7 Mar 15
EST	4:07:10	Olav Laiv	Kohtla-Järve	14 Jun 75					
ETH	4:58:54	Debeke Yanka Degife	La Coruña	14 May 06					
FIJ	5:50:19	Caleb Maybir	Brisbane	28 Jun 92					
FIN	3:39:34	Valentín Kononen	Dudince	25 Mar 00					
FRA	3:32:33	Yohan Diniz	Zürich	15 Aug 14					
GBR	3:51:37	Chris Maddocks	Plymouth	28 Oct 90					
GEO*	3:57:28	Aleksandr Shcherbina	Alma Ata	17 Oct 65					
GER	3:37:46	Andreas Erm	Paris (St. Denis)	27 Aug 03					
GHA*	4:42:15	Kofi Ali	Cape Coast	29 Apr 06					
GRE	3:49:56	Álexandros Papatihaili	London	11 Aug 12					
GUA	3:41:09	Érick Barrondo	Dudince	23 Mar 13					
HKG	5:07:54	So Kam Tong	Tokyo	18 Oct 64					
HON	4:01:07	Santiago Fonseca	Cd. de Guatemala	12 Jan 86					
HUN	3:48:41	Sándor Urbanik	Dudince	24 Mar 01					
INA	4:32:32	Sutrisno	Lingayen	19 May 97					
IND	3:56:22	Sandeep Kumar	Taicang	3 May 14					
IRL	3:37:54	Robert Heffernan	London	11 Aug 12					
ISR	4:17:07	Shaul Ladany	Marcinelle	2 Jul 72					
ISV	5:09:04	Henry Klein	Malmö	18 Sep 76					
ITA	3:36:04	Alex Schwazer	Rosignano Solva	11 Feb 07					
JPN	3:40:12	Yuki Yamazaki	Wajima	12 Apr 09					
KAZ	3:39:22	Sergey Korepanov	Mézidon	2 May 99					

Notes (*)

GEO 3:57:28 – probably short course & downhill

GHA doubtful distance

4 x 100 Metres Relay

AFG	43.11	Dhaka	7 Feb 10
(Azizi, M. - Anwari, W. - Ghanazda, A. Q. - Hamkar, G. S.)				
AIA	42.5	Road Town	6 Jul 91
ALB	41.48	Velenje	10 Jun 95
(Makaj, A. - Luli, O. - Shepetaja, S. - Parmeza, A.)				
ALG	39.89	Marrakech	12 Aug 14
(Hamoudi, M. - Bouguesba, A. - Athmani, S. D. - Bouhadda, S.)				
AND*	43.23	Baku	21 Jun 15
(Sangra, L. - Vilchez, M. - De Sa Gomes, M. - Miret, M.)				
ANG	40.41	Marrakech	12 Aug 14
(Gaspar, M. - Alexandre, O. - Baltazar, P. - de Oliveira, K.)				
ANT	39.01	Nassau	2 May 15
(Walsh, Ch. - Bailey, D. - Walsh, T. - Francis, M.)				
ARG	39.85	Santiago/CHI	24 Oct 10
(Wilken, M. - Jiménez, M. - Robledo, M. - del Valle, P.)				

COUNTRY MARK	VENUE	DATE	COUNTRY MARK	VENUE	DATE
ARM 41.5	Tbilisi	3 May 79	CMR 39.25	Sevilla	28 Aug 99
			(Ngapout, J. - F. - Bengono, S. - Batangdon, J. - Toukéné - Guébogo, C.)		
ARU 42.35	Mayagüez	16 Jul 11	COD 42.67	Brazzaville	16 Jul 04
(Goeloe, G. - Gómez, J. - Lourens, Sh. - Breell, Q.)			(Kombo, R. M. - Kiténgé, F. - Tshiyinga, M. - Kiyana, M.)		
ASA 44.52	Suva	7 Sep 79	COK 44.80	Avarua	2 Aug 85
(Amisone, T. - Tinae, I. - Tulua - La'au, E.)			(Simiona, T. - Puna, T. - Tinirau, T. - Ioane, V.)		
AUS 38.17	Göteborg	12 Aug 95	COL 39.20	Mayagüez	29 Jul 10
(Henderson, P. - Jackson, T. - Brimacombe, S. - Marsh, D.)			(Montoya, I. - Gómez, A. - Núñez, L. - Grueso, D.)		
38.17	London	10 Aug 12	COM 41.60	Victoria/SEY	12 Aug 11
(Alozie, A. - Ntiamaoh, I. - McCabe, A. - Ross, J.)			(Athoumane, M. - Mhadjou, Y. - Bacar, J. - Toyb, M.)		
AUT 39.16	Luzern	25 Jun 96	CPV 42.37	Bambolim	24 Jan 14
(Schützenauer, M. - Lachkovics, M. - Griesser, T. - Pöstinger, C.)			(Livramento, C. - Martins, D. - Gomes, D. - Évora, I.)		
AZE 39.78	Sarajevo	20 Jun 09	CRC 40.57	Cd. de Guatemala	1 Dec 01
(Bulichev, V. - Guliyev, R. - Abbasov, R. - Setin, P.)			(Obando, A. J. - Colville, J. - Cantillano, V. - Colville, B.)		
BAH 38.52	Glasgow	1 Aug 14	CRO 39.76	Zagreb	29 Jul 00
(Griffith, A. - Fraser, W. - Hart, Sh. - Smith, T.)			(Krajacic, S. - Vojnović, D. - Oršolić, V. - Buiñac, T.)		
BAN 40.59	Islamabad	25 Oct 89	CUB 38.00	Barcelona	8 Aug 92
(Shah Jalal, M. - Shah Alam, M. - Choudhury, S. - Hossain Milzer, M.)			(Simón, A. - Lamela, J. - Isasi, J. - Aguilera, J. L.)		
BAR 38.70	Nassau	2 May 15	CYP 39.12	Bari	18 Jun 97
(Cadogan, L. - Gittens, R. - Deshong, N. - Burke, M.)			(Skender, G. - Marcoullides, A. - Katsantonis, P. - Zisimides, Y.)		
BDI 42.32	Annaba	1 Sep 88	CZE 38.82	München	10 Sep 72
(Niyonkuru, J. - Sindayigaya, A. - Ntahimpéra, K. - Surwingana, L.)			(Matoušek, J. - Demeč, J. - Kynos, J. - Bohman, L.)		
BEL 39.05	Paris (St. Denis)	30 Aug 03	DEN 39.71	Novi Sad	18 Jun 11
(Bongelo, B. - Ferro, A. - Beyens, K. - De Baerdedmaker, X.)			(Trajkovski, A. - Simonsen, J. - Kalisz, M. - Jensen, M.)		
BEN 40.17	Johannesburg	15 Sep 99	DJI 45.6	Ali Sabieh	30 May 13
(Moutalabi, I. - Fanou, A. - Dangbo, P. - Alamou, S.)			(Hassan, F. - Illireh, S. D. - Abdi, A. A. - Ibrahim, S. H.)		
BER 39.75	Montreal	27 Jun 76	DMA 40.48	St George's	5 Jul 03
(Sharpe, M. - Trott, D. - Dill, C. - Simons, G.)			(Florant, F. - James, S. - Lloyd, C. - John, B. K.)		
BHU 46.1	Thimphu	9/13 Jul 14	DOM 38.94	Nassau	2 May 15
(Kumar, D. - Ghalley, D. - Dorji, D. - Tshering, M.)			(Cuesta, G. - Andújar, Y. - Del Carmen, S. - Martínez, Y.)		
BIH 41.35	Marsa	19 Jun 10	ECU 39.62	Trujillo	28 Nov 13
(Huseinbašić, S. - Cvijetić, I. - Malkić, A. - Čović, N.)			(Morán, L. - Valencia, J. - Nazareno, F. - Quiñones, A.)		
BIZ 42.03	Managua	27 Jun 15	EGY 40.17	Al-Qáhira	23 Nov 07
(Bregal, J. - Jones, B. - Avila, L. - Anderson, M.)			(Ayed, S. S. - Mersal, H. H. - Majdi, M. - Ibrahim Seoud, A. M.)		
BLR 39.44	Kiev	13 Jul 91	ERI 42.4	Addis Ababa	3 May 84
(Cherkashen, A. - Starovoitov, A. - Safronnikov, L. - Knysch, A.)					
BOL 40.80	Sucre	23 Nov 09	ESA 40.77	Cd. de Guatemala	1 Dec 01
(Vidovic, J. - Camargo, L. - Valenzuela, J. - Carranza, A.)			(Roque, J. C. - Benitez, R. A. - Serpas, A. E. - Navarro, A. J.)		
BOT 39.09	Maputo	13 Sep 11	ESP 38.46	Moskva	18 Aug 13
(Scribe, P. - Kenosi, F. - Ketlogetswe, T. - Ngwigwa, O.)			(Vilés, E. - Ruiz, R. - Hortelano, B. - Rodríguez, Á. D.)		
BRA 37.90	Sydney	30 Sep 00	EST 39.52	Zürich	16 Aug 14
(de Lima, V. L. - Ribeiro, E. L. - da Silva, A. D. - da Silva, C. Q.)			(Muru, M. - Veessalu, R. - Ellisaar, M. - Niit, M.)		
BRN 40.54	Amman	9 Sep 03	ETH 40.76	Addis Ababa	2 May 08
(Al - Rashidi, M. S. - Farhan, M. - Saad, H. H. - Al - Majed, M. K.)			(Lencho, A. - Misbah, M. - Takiso, T. - Gelecha, W.)		
BRU 40.95	Singapore	12 Jun 15	FIJ 40.15	Tafuna	20 Aug 97
(Safar, M. R. - Md Bohari, M. A. - Abdullah, A. R. - Fakhri, I. M.)			(Babitua, A. - Delai, J. - Nakaunicina, S. - Bole, S.)		
BUL 38.99	Moskva	1 Aug 80	FIN 39.29	Barcelona	1 Aug 10
(Pavlov, V. - Ivanov, L. - Karanyotov, I. - Petrov, P.)			(Ali - Huokona, H. - Rautanen, J. - Åstrand, J. - Hämäläinen, H.)		
38.99	Sofia	14 Aug 82	FRA 37.79	Split	1 Sep 90
(Markov, N. - Atanasov, V. - Karanyotov, I. - Petrov, P.)			(Moriñère, M. - Sangouma, D. - Trouabal, J. - C. - Marie - Rose, B.)		
BUR 39.57	Beyrouth	3 Oct 09	FSM 42.12	Suva	12 Jul 03
(Son, S. - Sanou, I. - Bologo, I. - Kobéané, G.)			(Howard, John - Rudolph, P. - Graham, K. - Howard, Jack)		
CAF 41.3	Libreville	8 Jul 76	GAB 39.5	Antananarivo	3 Sep 97
(Paouli, E. - Toro, A. - Mbetingueret, R. - Ngbangandimbo, T.)			(Tayot, C. - Dovy, L. - Mocchi - Raoumbé, P. - Boussombo, A.)		
CAM 41.8	Phnom Penh	18 Jul 68	GAM 39.94	Warri	13 Jun 14
			(Joof, A. - Faye, A. - Asim, A. - Jammeh, A.)		
CAN 37.69	Atlanta	3 Aug 96	GBR 37.73	Sevilla	29 Aug 99
(Esmie, R. - Gilbert, G. - Surin, B. - Bailey, D.)			(Gardener, J. - Campbell, D. - Devonish, M. - Chambers, D.)		
CAY 39.54	La Habana	4 Jul 09	GBS 41.4	Bissau	20 Jul 14
(Hyman, K. - Cuffy, T. - Hamil, D. - Morgan, Carlos)			(Silva, F. - Gomes, V. - Silva, M. - da Silva, G.)		
CGO 39.54	Cd. de México	12 Sep 79	GEO 40.40	Moskva	29 Jul 79
(Ntsana Nkounkou, A. - Nkanza, L. - Bassegela, J. - P. - Nkounkou, T.)			(Bagashvili, G. - Chitadze, T. - Mekvabishili, B. - Ivanov, V.)		
CHA 41.1	Québec	17 Aug 74	GEQ 43.9	Malabo	5 Jun 96
			(Pidaj, J. - Nsue, N. - Elanga, B. - Mahama, F.)		
CHI 39.49	São Paulo	10 Jun 00	GER 38.02	Weinheim	27 Jul 12
(Keitel, S. - Faúndez, J. P. - Roach, Ric. - Roach, Rodr.)			(Reus, J. - Unger, T. - Kosenkow, A. - Jakubczyk, L.)		
CHN 37.99	Incheon	2 Oct 14	GHA 38.12	Athina	9 Aug 97
(Chen Shiwei - Xie Zhenye - Su Bingtian - Zhang Peimeng)			(Duah, A. - Nkansah, E. - Zakari, A. - Tuffour, E.)		
CIV 38.60	Edmonton	12 Aug 01			
(Meité, I. - Douhou, A. - Sonan, Y. - N'Dri, É. P.)					

COUNTRY MARK	VENUE	DATE	COUNTRY MARK	VENUE	DATE
GIB 44.14	Sandown	28 Jun 11	LBR 39.77	Sydney	29 Sep 00
(Carroll, D. - Cavilla, A. - Lavers, J. - Torres, J.)			(Mawenh, K. - Cooper, S. - Reyes, A. - Koyian Morlu, A.)		
GRE 38.61	Paris	19 Jun 99	LCA 40.56	Winnipeg	30 Jul 99
(Ségövs, V. - Alexopoulos, A. - Panayiotopoulos, Y. - Hoidis, H.)			(John, E. - Johnson, D. - Henville, D. - Promesse, R.)		
GRN 40.13	St George's	5 Jul 03	LES 42.11	Johannesburg	15 Sep 99
(Mitchell, A. - Swan, B. - McIntosh, F. - Alexander, A.)			(Mosili, M. - Moïse, R. - Mphou, M. - Thuso, S.)		
GUA 39.25	La Habana	30 Jul 00	LIB 41.78	Beyrouth	15 Jun 03
(Tinoco, J. - Blanco, M. R. - Meneses, O. - Meneses, J.)			(Al - Hares, Y. - Messaikeh, Z. - Cheab, M. - Tamim, M. S.)		
GUI 41.5	Fria	5 Jan 75	LIE* 42.41	Monaco	16 May 87
			(Nägele, P. - Tschol, F. - Brosi, F./SUI - Büchel, M.)		
GUM 43.32	Koror	8 Aug 98	LTU 39.81	Beograd	12 Jul 09
(Claros, R. - Claros, P. - Neilsen, D. - Garcia, P.)			(Dily, E. - Sakalauskas, R. - Adomavičius, Ž. - Pranckevičius, A.)		
GUY 39.59	Cd. de México	20 Oct 75	LUX* 41.29	Luxembourg	16 Jun 79
(Schultz, C. - Wilson, A. - Collison, D. - Gilkes, J.)			(Bern, M. - Kirpach, Y. - Martinelli, R. - Bombardella, R.)		
HAI 40.43	Nivelles	20 Aug 00	MAC 40.77	Tianjin	9 Oct 13
(Clervil, G. - Dorival, D. - Afriani, V. - Marselle, W.)			(Pao Hin Fong - Yang Zi Xian - Lao long - Lam Kin Hang)		
HKG 38.47	Taipei	26 May 12	MAD 40.49	Antananarivo	16 Aug 07
(Tang Yik Chun - Lai Chun Ho - Ng Ka Fung - Tsiu Chi Ho)			(Randrianarison - Zafimahakoko - Rakotoarimana - Sinosoke)		
HON 40.83	San José/CRC	24 Jun 11	MAR 39.61	Latakia	7 Sep 92
(Palacios, R. - Pitiilo, H. - Norales, J. - Bennett, R.)			(El Kandoussi, M. - Moudamane, M. - Bensaddou, D. - El Boukhari, A.)		
HUN 38.67	Budapest	11 Aug 86	MAS 39.67	Singapore	12 Jun 15
(Karaffa, L. - Nagy, I. - Tatár, I. - Kovács, A.)			(Njapa, J. - Yahaya, M. I. - Mohd Sobri, H. - Kennedy, N.)		
INA 39.32	Singapore	12 Jun 15	MAW 43.2	Luanshya	24 Sep 83
(Fadlin, M. - Iswandin - Nugroho, Y. D. - Bobby, Y.)					
IND 38.89	New Delhi	12 Oct 10	MDA 40.70	Moskva	29 Jul 79
(Molla, R. - Suresh, S. - Mon, S. - Qureshi, A. N.)			(Soin - Ganchenko, A. - Yordanov, Y. - Afteni, A.)		
IRI 39.69	Tehran	21 Jun 13	MDV 41.39	Dhaka	7 Feb 10
(Ghasemi, R. - Habibi, A. R. - Zamani, M. - Taftian, H.)			(Saaid, H. - Haleem, H. - Ahmed, A. - Shareef, A.)		
IRL 39.26	Sydney	29 Sep 00	MEX 39.32	Cd. de México	21 Jun 92
(McAdorey, J. - Ryan, G. - Comyns, T. - Brizzel, P.)			(Rojas, G. - Nava, E. - Adam, H. - Cárdenas, A.)		
IRQ 40.44	Manama	26 Apr 15	MGL 42.3	Ulan Bator	11 Aug 90
(Zubayien, H. - Abdulzahra, F. - Mohamed, A. J. - Juma, M. H. A.)					
ISL 40.72	Stara Zagora	20 Jun 15	MHL 44.55	Kolonia	26 Jul 02
(Borges, J. R. - Jasonarsson, I. K. - Gunnarsson, K. - Kárason, A.)			(Ishoda, B. - Hermios, R. - Matthew, C. - Cress, R.)		
ISR 38.81	Sevilla	28 Aug 99	MKD 42.7	Skopje	17 Sep 75
(Yaar. R. - Jablonka, G. - Kafri, T. - Porkhomovskiy, A.)			(Cadikovski, G. - Koevski, D. - Taševski, Z. - Blagoev, T.)		
ISV 39.89	La Habana	4 Jul 09	42.86	Banská Bystrica	22 Jun 13
(Durant, A. - Henry, T. - Walters, D. - Dascent, C.)			(Golubic, S. - Efreinov, K. - Ajdarov, R. - Pandev, R.)		
ITA 38.17	Barcelona	1 Aug 10	MLI 40.83	Porto Novo	23 May 09
(Donati, R. - Collio, S. - Di Gregorio, E. - Checucci, M.)			(Berthé, R. - Coulibaly, G. - Diarra, M. - Mariko, B.)		
IVB 40.71	Nassau	10 Jul 05	MLT 40.63	Andorra	2 Jun 05
(Henry, R. - Cline, K. - Fahie, K. - Crabbe, D.)			(Mallia, J. - Chouhal, R. - Bonello, M. - Gilford, D.)		
JAM 36.84	London	11 Aug 12	40.63	Andorra	4 Jun 05
(Carter, N. - Frater, M. - Blake, Y. - Bolt, U.)			(Mallia, J. - Chouhal, R. - Bonello, M. - Gilford, D.)		
JOR 41.9	Baghdad	10 May 94	MNE 41.12	Baku	21 Jun 15
(Abdelbaki, S. - Shaman, M. - Aouida, M. - Abou Najem, H.)			(Rakić, L. - Vojdović, B. - Cetković, S. - Petričević, B.)		
JPN 38.03	Osaka	1 Sep 07	MNT 43.31	Castries	4 May 91
(Tsukahara, N. - Suetsugu, S. - Takahira, S. - Asahara, N.)			(Queeley, P. - Green, M. - James, A. - Robinson, F.)		
KAZ 39.30	Sochi	31 May 88	MOZ 41.70	Gaborone	1 Jun 13
(Yazyinin, Y. - Borov, O. - Muravyov, V. - Savin, V.)			(Kudzanaï, A. -)		
KEN 39.40	Nairobi	30 Jul 10	MRI 38.99	Edmonton	11 Aug 01
(Kimaru, S. - Mutegi, A. M. - Barasa, S. - Soy, K.)			(Casquette, A. - Milazar, E. - Augustin, F. - Buckland, S.)		
KGZ 40.43	Alma Ata	25 May 91	MTN 43.45	Bakau	11 May 01
(Bodrov, V. - Poborchev, V. - Zuyev, O. - Shchekotov, S.)					
KIR 44.14	Yona	15 Dec 07	MYA 41.76	Nay Pyi Taw	16 Dec 13
(Takeruru, T. - Taniera, T. - Nawai, R. - Matang, I.)			(Kyaw San Lin - Kyaw Zin Aung - Zaw Lin Htoo - Thet Zaw Win)		
KOR 38.74	Jinhua	6 Jul 14	NAM 39.48	Beijing	1 Sep 01
(Oh Kyung - Soo - Cho Kyu - Won - Kim Kuk - Young - Yeo Yo - Su - Ah)			(Louw, St. - Vries, S. - Akwenye, T. - Botha, B.)		
KOS 43.9	Mitrovicë	25 Jun 83	NCA 41.59	La Habana	15 Jun 86
(Sallaukaj, I. - Martinaj, A. - Thaqi, M. - Malazeti, V.)			(Pérez, H. - Newball, H. - Guillén, R. - Lisby, G.)		
KSA 38.98	Qatif	28 Mar 02	NED 38.29	London	10 Aug 12
(Al - Saker, K. - Mubarak, M. A. - Al - Yami, S. M. - Al - Saffar, J. A.)			(Mariano, B. - Martina, Ch. - Codrington, G. - van Luijk, P.)		
KUW 39.75	Manama	26 Apr 15	NEP 41.17	Madras	23 Dec 95
(Al - Youha, I. - Al - Youha, Y. - Al - Mandeel, A. - Al - Mutairi, M.)			(Shrestha, L. - Pandey, S. - Chaudhari, R. K. - Thapa, G.)		
LAO 41.94	Singapore	12 Jun 15	NFI 45.51	Middlegate	12 Dec 01
(Khentanone, N. - Xaysa, A. - Luangsulín, S. - Phomphady, S.)			(Menzies, D. - Graham - Moge, B. - Christian, W.)		
LAT 39.32	Moskva	18 Jun 83	NGR* 37.94	Athina	9 Aug 97
(Murašovs, G. - Razmuss, R. - Tone, J. - Aboliņš, A.)			(Ezinwa, O. - Adeniken, O. - Obikwelu, F. - Ezinwa, D.)		
LBA 42.08	Casablanca	8 Aug 85	NIG 41.13	Niamey	13 Dec 05
			(Aliou, D. - Bello, Y. - Garba, A. - Saádou, I.)		

COUNTRY MARK	VENUE	DATE	COUNTRY MARK	VENUE	DATE
NMI 44.78	Susupe	28 Jun 06	SRB 39.79	Sarajevo	19 Sep 81
(Roliqat, D. - Omar, T. - Dillay, D. - Jones, B.)			(Nikolić, M. - Zarić, D. - Popović, A. - Milinkov, N.)		
NOR 38.96	München	21 Jun 97	SRI 39.38	Wuhan	4 Jun 15
(Ramirez, F. - Ertzgård, J. - Sivle, P. I. - Moen, G.)			(Eashan, H. W. - Ambepitiya, Sh. - De Silva, V. M. - Mohamed, A. L.)		
NRU 44.50	Mata-Utu	6 Sep 13	STP 43.4	São Tomé	10 Jul 82
(Dagearo, J. - Haulangi, N. - Depaune, A. - Jeremiah, J.)			(Manuel, S. - Lomba, F. - Lima, R. V. - Caio Paraiso, A.)		
NZL 38.99	Sydney	20 Nov 05	SUD 41.27	Algier	26 Jul 78
(Roberts, D. - Falealili, D. - Dolphin, J. - Donaldson, C.)					
OMA 39.49	Madinat Isa	18 Oct 11	SUI 38.54	Zürich	16 Aug 14
(Al - Jabri, F. - Al - Harthi, B. - Al - Sooli, A. - Al - Noufali, Y.)			(Mancini, P. - Schenkel, A. - Somasundaram, S. - Wilson, A.)		
PAK 40.36	Islamabad	6 Apr 04	SUR 42.37	Rio de Janeiro	22 Jul 11
(Shah, N. - Shabbaz, M. - Baig, A. - Imran, M.)			(Mase, R. - Felixdaal, C. - Mercur, A. - Boldewijn, D.)		
40.2	Karachi	13 Apr 07	SVK 39.81	Banská Bystrica	1 Jul 00
(Liaqat, A. - Imran, M. - Baig, A. - Shahbaz, M.)			(Kováč, I. - Vanderka, M. - Noskovič, L. - Brinarský, M.)		
PAN 40.07	Caracas	9 May 07	SWE 38.63	Atlanta	2 Aug 96
(Rodríguez, A. - Edmund, A. - Gibson, J. - Edward, A.)			(Karlsson, P. - Mårtensson, T. - Hedner, L. - Strenius, P.)		
PAR 40.88	Montevideo	4 Oct 14	SWZ 41.08	Windhoek	21 Aug 13
(Leguizamón, C. - Maidana, F. - Cáceres, J. - Ayala, Á.)			(Shongwe, M. - Matsenja, S. - Maziya, J. - Mkhonta, M.)		
PER 40.38	Cd. de México	23 Jul 88	SYR 41.58	Damascus	7 Oct 09
(del Río, J. - Mautino, G. - Mautino, M. - del Castillo, M.)			(Al - Terais, B. - Rahal, A. - Farzat, A. - Saoudi, B.)		
PHI 40.55	Manila	29 Nov 05	TAN 40.92	Christchurch	31 Jan 74
(Salcedo, A. - Soguilon, R. - Dagmil, H. - Villarube, A.)			(Kwimba, J. - Kamanya, C. - Rmemyamu, N. - Chihota, N.)		
PLE 42.2	Al-Kuwait	10 Apr 79	TGA 41.20	Port Moresby	21 Sep 91
			(Koula, T. - Fauonuku, T. - Mafi, M. - Suli, P.)		
PLW 42.57	Santa Rita	11 Jun 99	THA 38.80	Jakarta	31 Aug 00
			(Natenee, K. - Sophanich, V. - Janthana, E. - Suwonprateep, S.)		
PNG 40.29	Pirae	24 Aug 95	TJK 40.02	Moskva	18 Jun 83
(Akiá, A. - Pulu, P. - Ali, A. - Babo, S.)			(Miroshnichenko, D. - Leonidov, S. - Zayvoronok, I. - Mirov, Y.)		
POL 38.31	London	10 Aug 12	TKM 40.69	Moskva	18 Jun 83
(Masztak, K. - Kuć, D. - Kubaczyk, R. - Kryński, K.)			(Redzhepov, G. - Redzhepov, M. - Redzhepov, K. - Khrenov, K.)		
POR 38.79	Zürich	16 Aug 14	TKS 41.48	Hamilton/BER	8 Apr 12
(Antunes, D. - Obikweu, F. - Abrantes, A. - Nascimento, V.)			(Otuonye, I. - Williams, D. - Garland, A. - Parker, S.)		
PRK 41.3	Pyongyang	25 Apr 95	TOG 39.45	Göteborg	12 Aug 95
			(Folligan, T. - G. - Lawson, M. - Amégnigan, K. F. - Akoto, K.)		
PUR 39.04	Daegu	4 Sep 11	TPE 38.78	Taipei	26 May 12
(Amalbert, M. - Rodriguez, C. - Holston, M. - López, M.)			(Wang Wen - Tang - Liu Yuan - Kai - Liang Tse - Chung - Yi Wei - Chen)		
PYF 41.8	Pirae	11 Sep 71	TTO 37.62	Berlin	22 Aug 09
(Salmon, J. - Aunoa, A. - Bourné, J. - Tetaria, C.)			(Brown, D. - Burns, M. - Callender, E. - Thompson, R.)		
QAT 39.05	Athina	9 Aug 97	TUN 41.1	Izmir	15 Oct 71
(Abbas, J. - Al - Sheib, S. - Youssef, J. S. - Mubarak, S. M.)			(Belkhdja, M. - Rouine, A. - El Fray, H. - Gadri, S.)		
ROU 39.47	Athina	5 Jun 99	TUR 39.81	Sliven	2 Jul 11
(Cojocaru, D. - Pungă, I. - Tăruș, B. - Gogoșe, M.)			(Tamaç, S. - Özkaya, S. - Karacaoglu, H. - Safer, I.)		
RSA 38.35	Glasgow	2 Aug 14	TUV 48.9	Funafuti	4 May 05
(Bruitjies, H. - Magakwe, S. - Titi, N. - Simbini, A.)			(Tinilau, O. - Lenati - Peninsula - Vine)		
RUS 38.46	Split	1 Sep 90	UAE 39.85	Al Ain	28 Oct 11
(Zharov, I. - Krylov, V. - Fatun, O. - Goremykin, A.)			(Al - Saabi, A. S. - Al - Salfa, B. J. - Rustom, H. G. - Al - Salfa, O. J.)		
RWA 43.6	Nairobi	3 Dec 06	UGA 39.67	Nairobi	8 Aug 87
(Minani, F. - Mulinda, I. - Ndayisaba, S. - Barabesya, J. D.)			(Musonge, M. - Ssali, J. - Olweny, S. - Bitoga, E.)		
SAM 41.91	Brisbane	9 Oct 82	UKR 38.53	Madrid	1 Jun 96
(Fong, W. - Saufoi - Mausili, R. F. - Leota, J.)			(Rurak, K. - Osovich, S. - Kramarenko, O. - Dologodin, V.)		
SEN 39.36	Nice	15 Jul 92	38.53	München	11 Aug 02
(Loum, O. - Loum, S. - Mbaye, A. M. - Seck, C. L.)			(Vasyukov, K. - Rurak, K. - Dovgal, A. - Kaydash, D.)		
SEY 40.79	Victoria/SEY	12 Aug 11	38.53	Nassau	25 May 14
(Loizeau, M. - Marie, N. - Henriette, L. - D'Souza, D.)			(Ibrahimov, E. - Smelyk, S. - Bodrov, I. - Korzh, V.)		
SIN 39.24	Singapore	12 Jun 15	URU 40.14	Bogotá	26 Jun 99
(Kang Li Loong, C. - Yeo Foo Ee, G. - Lee Cheng Wei - Jamal, M. A.)			(Viera, H. - Techeira, R. - Estefan, D. - Sarmiento, D.)		
SKN 38.41	London	10 Aug 12	USA* 37.38	Nassau	2 May 15
(Roland, L. - Rogers, J. - Adams, A. - Lawrence, B.)			(Rodgers, M. - Gatlin, J. - Gay, T. - Bailey, R.)		
SLE 38.91	Atlanta	2 Aug 96	UZB 39.70	Moskva	20 Jun 83
(Lisk, P. - Ganda, T. - Thomas, Josephus - Turay, S.)			(Pavlov, S. - Khuziyakmetov, Z. - Tabakov, V. - Rubinshteyn, A.)		
SLO 39.20	Sevilla	22 Jun 02	VAN* 41.79	Port Moresby	21 Sep 91
(Predanić, R. - Osovnikar, M. - Fridrih, B. - Žumer, J.)			(Wamilea, F. - Firiám, B. - Jeremiah, J. - Taiwa, K.)		
SMR 41.71	Marsa	7 Jun 03	VEN 39.01	Barquisimeto	10 Jun 12
(Carattoni, M. - Gorrieri, F. - Righi, F. - Berardi, G. N.)			(Chirinos, J. - Ramirez, A. - Rivas, D. - Acevedo, J.)		
SOL 41.55	Apia	8 Sep 07	VIE 40.3	Hanoi	14 May 01
(Kabitani, N. - Iroga, J. - Manioru, F. - Walasi, C.)			(Luong Tich Thien - Ng. Thanh Hai - Vo Ngoc Hieu - Tran Van Xuan)		
SOM 43.6	Baghdad	10 Apr 80	VIN 40.47	Glasgow	1 Aug 14
			(Hamilton, J. - Williams, C. - Shearman, K. - Boyde, R.)		

COUNTRY	MARK	VENUE	DATE	COUNTRY	MARK	VENUE	DATE
YEM	42.96	New Delhi	26 Nov 82	BOL	3:17.25	La Paz (Aguayo, E. - Torrico, J. - Prado, R. - Ibáñez, J. C.)	22 Oct 77
ZAM	40.94	Nairobi	29 Jul 10	BOT	3:01.89	Marrakech (Seribe, P. - Amos, N. - Maotaonong, L. - Makwala, I.)	14 Aug 14
ZIM	39.16	Alger	20 Jul 07	BRA	2:58.56	Winnipeg (da Silva, C. Q. - Oliveira, A. J. - de Araújo, E. - Parrela, S.)	30 Jul 99
Notes (*)				BRN	3:06.23	Manama	27 Apr 15
AND	43.06	Monaco 9 Jun 07 – with Spanish citizen		BRU	3:21.41	Manila (Jaafar, K. - Wei Hong Boon - Hj Sanip, M. A. - Hj Nordin, S.)	3 Dec 91
LIE	Federation accepts records with foreign residents – 41.31 and 42.31 with non-residential foreigner			BUL	3:00.66	Stuttgart (Georgiev, Z. - Stankulov, T. - Raikov, K. - Ivanov, A.)	21 Aug 93
LUX	40.7	with US citizen; 41.22 Andorra, 2 Jun 05 – with Belgian citizen		BUR	3:13.91	Lomé	14 May 06
NGR	37.91	(Innocent Asonze, Francis Obikwelu, Daniel Effiong, Deji Aliu) Sevilla 27 Aug 99 – annulled due to doping violation by Asonze		CAF	3:11.91	Bondoufle (Biguet, M. - Toupane, E. - Maidjida, Z. - Ngbovo, V.)	13 Jul 94
USA	37.04	(Kimmons, T. - Gatlin, J. - Gay, T. - Bailey, R.) London 11 Aug 12 – retrospectively disqualified because of doping violation of Gay		CAM	3:18.10	Singapore (Samphon, M. - Savin, Ch. - Soeun, S. - Saran, K.)	5 Sep 73
	37.38	(Dempis, J. - Patton, D. - Kimmons, T. - Gatlin, J.) London 10 Aug 12 is also disqualified, but accepted by USATF		CAN	3:02.64	Montreal (Seale, I. - Domansky, D. - Hope, L. - Saunders, B.)	31 Jul 76
VAN	41.26	Pirae 24 Aug 95 – with a foreigner		CAY	3:16.92	Rhódos (Ibeh, R. - Hamil, D. - Hines, J. - Hyman, K.)	6 Jul 07
4 x 400 Metres Relay							
AFG	3:55.45	Ranchi (Hotak, F. - Koshal, S. - Mehrabi, R. - Noori, A.)	12 Nov 13	CHI	3:06.34	Medellín (Hevia, H. - Krauss, A. - Squella, P. - Morales, C.)	8 Aug 89
AIA	3:24.3	Road Town (Smith, K. - Davis, D. - Proctor, D. - Richardson, K.)	5 Jul 92	CHN	3:03.66	Guangzhou (Lin Yang - Deng Shijie - Chang Pengben - Liu Xiaosheng)	26 Nov 10
ALB	3:17.9	Korçë (Dionisi, N. - Barka, G. - Dibra, A. - Bozgo, M.)	31 May 83	CIV	3:03.50	Los Angeles (Degnan, K. - Nougoum, A. - Djédjémel, R. - Tiaoh, G.)	10 Aug 84
ALG	3:02.78	Bari (Louahla, S. A. - Talhaoui, K. - Aichaoui, A. - Louahla, M.)	18 Jun 97	CMR	3:13.1	Yaoundé (Sirimou, B. - Silfebe, B. - Toukéné - Guébo, G. - Manyo, G.)	16 Apr 95
AND	3:25.23	Schaan (Manchado, M. - Sansa, J. - Gómez, D. - Martínez, V.)	28 May 99	COD	3:20.4	Kinshasa	15 Aug 00
ANG	3:12.92	Al-Qáhira (Macamba, J. - Falcão, A. - Capindica, J. - Paulo, J.)	26 Sep 91	COK	3:37.6	Avarua (Matapo, T. - Taramai, W. - Moeroa, M. - Raina, M.)	19 Apr 79
ANT	3:09.46	Atlanta (Barnes, N. - Terry, M. - Browne, M. - Lindsay, H.)	2 Aug 96	COL	3:02.52	Xalapa (Valoyez, B. - Lemos, C. - Palomeque, D. - Rodriguez, R.)	28 Nov 14
ARG	3:08.53	Bogotá (Aguirre, G. - Gats, C. - Cacián, G. - Spector, D.)	27 Jun 99	COM	3:15.75	Victoria/SEY (Darouèche, M. - Athoumane, M. - Karani, A. - Bacar, J.)	13 Aug 11
ARM	3:16.0	Moskva (Topilin, A. - Khudoley, M. - Moskalenko, V. - Taranov, A.)	30 Jul 67	CPV	3:20.62	Bambolim (Moniz, B. - Évora, I. - Alves, M. - Freire, S.)	25 Jan 14
ASA	3:37.6	Tafuna (Leovao, J. - Iofi, M. - Faavae, P. - Uiagalelei, S.)	18 Aug 97	CRC	3:08.02	Xalapa (Brenes, N. - Hodgson, D. - Robinson, G. - Drummond, G.)	28 Nov 14
AUS	2:59.70	Los Angeles (Frayne, B. - Clark, D. - Minihan, G. - Mitchell, R.)	11 Aug 84	CRO	3:05.42	Ljubljana (Peršič, E. - Habun, N. - Bakarić, F. - Jurčić, D.)	25 Jul 00
AUT	3:02.95	Athína (Pöstinger, C. - Griesser, T. - Rechbauer, A. - Elouardi, R.)	9 Aug 97	CUB	2:59.13	Barcelona (Martínez, L. - Herrera, H. - Téllez, N. - Hernández, R.)	7 Aug 92
AZE	3:09.15	Tashkent (Sinepupov, I. - Tatoyev, F. - Vamishin, A. - Dudkin, Y.)	20 Sep 86	CYP	3:11.16	Beograd (Agiomaniitis, A. - Afamis, G. - Pochanis, C. - Demosthenous, E.)	7 Jun 98
BAH	2:56.72	London (Brown, C. - Pinder, D. - Mathieu, M. - Miller, R.)	10 Aug 12	CZE	3:02.72	Helsinki (Němeček, D. - Maslák, P. - Prorok, J. - Holuša, J.)	1 Jul 12
BAN	3:12.41	Dhaka (Hossain Milzer, M. - Giasuddin, M. - Khan Choudhury, F. - Nayeem, A. R.)	25 Dec 93	DEN	3:07.08	Uden (Riis, J. - Bube, A. - Hyde, N. - Ekeland - Arenander, N.)	2 Jul 11
BAR	3:01.60	Los Angeles (Louis, R. - Peltier, D. - Edwards, C. - Forde, E.)	11 Aug 84	DJI	3:28.4	Djibouti (Nour, H. - Djama - Iscander - Farah, M.)	19 Apr 08
BDI	3:06.19	Nairobi (Nyabenda, P. - C. - Rugerinyange, C. - Nsazurwimo, A. - Kwizera, D.)	11 Aug 87	DMA	3:11.06	Calí (Bazil, J. - Hurtault, E. - Benjamin, T. - Lloyd, C.)	6 Jul 08
BEL	2:59.33	Nassau	3 May 15	DOM	3:00.44	Guadalajara (Peguero, A. - Santos, L. - Tapia, Y. - Cuesta, G.)	28 Oct 11
	(Borlée, D. - Watrin, J. - Borlée, J. - Borlée, K.)			ECU	3:09.48	Barquisimeto (Chalá, E. - Flores, L. - Tamayo, J. - Quiñónez, A.)	10 Jun 12
BEN	3:11.71	Ouagadougou (De Campos, B. - Chérif Issa, A. - Tevoue, D. N. - Gnaligo, M.)	27 May 07	EGY	3:08.18	Al-Qáhira (Mersal, N. A. H. - Ghanem, A. A. - Rahab, R. A. - Ahmed, H. K.)	12 Aug 85
BER	3:11.30	Indianapolis (Douglas, T. - Bean, G. - Trott, W. - Whaley, D.)	16 Aug 87	ERI	3:18.3	Asmara (Jorjo, Ch. - Hassen, O. - Amanuel, Y. - Gebriel, F.)	9 Jun 13
BHU	4:10.1	Thimphu	92	ESA	3:15.71	Cd. de Guatemala (Arias, C. A. - Serpas, A. E. - Navarro, A. J. - Cortés, R.)	2 Dec 01
BIH*	3:10.50	Baku	22 Jun 15				
	(Malkočević, R. - Avdić, S. - Dragojević, B. - Tuka, A.)						
BIZ	3:16.80	San Pedro Sula (McKoy, M. - Wade, J. - Jones, J. - Shaw, E. A.)	13 Dec 97				
BLR	3:03.78	Plovdiv (Ratnikov, M. - Vershinin, L. - Kozlov, A. - Yelistratov, A.)	20 Jun 04				

COUNTRY MARK	VENUE	DATE	COUNTRY MARK	VENUE	DATE
ESP 3:01.42	Edmonton	11 Aug 01	IVB 3:11.89	Los Angeles	10 Aug 84
(Rodríguez, E. I. - Canal, D. - Andrés, A. - Reina, A. M.)			(Hill, G. - Molyneux, J. - Greenaway, D. - Hodge, L.)		
EST 3:06.07	Iraklio	21 Jun 15	JAM 2:56.75	Athina	10 Aug 97
(Kunnapuu, K. - Niit, M. - Tipp, R. - Mägi, R.)			(McDonald, M. - Haughton, G. - McFarlane, D. - Clarke, D.)		
ETH 3:05.6	Addis Ababa	15 Jun 14	JOR 3:14.3	Al-Qāhira	5 Oct 89
(Hailu, K. - Hailemariam, M. - Morka, B. - Beker, H. T.)			(Shaman, M. - Al - Balawi, J. - Abou Najem, H. - Al - Safi, A.)		
FIJ 3:07.15	Kuala Lumpur	20 Sep 98	JPN 3:00.76	Atlanta	3 Aug 96
(Babitu, A. - Rogo Semiti, H. - Bole, S. - Nakaunonica, S.)			(Karube, S. - Ito, K. - Osakada, J. - Omori, S.)		
FIN 3:01.12	München	10 Sep 72	KAZ 3:08.00	Almaty	15 Jun 14
(Lönnqvist, S. - Salin, A. - Karttunen, O. - Kukkuaho, M.)			(Korobeynikov, D. - Bekenov, O. - Kondratyev, I. - Zaykov, S.)		
FRA 2:58.96	Paris (St. Denis)	31 Aug 03	KEN 2:59.63	Barcelona	7 Aug 92
(Djhone, L. - Keita, N. - Diagana, S. - Raquil, M.)			(Kitur, D. - Kitur, S. - Kipkemboi, S. - Kemboi, S.)		
FSM 3:25.49	Kolonia	26 Jul 02	KGZ 3:13.7	Moskva	28 Jul 79
(Howard, Jack - Howard, John - Graham, K. - Rudolph, P.)			(Antoshkin, S. - Tikhonov, S. - Pedan, A. - Nikulets, V.)		
GAB 3:14.1	Yaoundé	16 Apr 95	KIR 3:31.42	Apia	8 Sep 07
(Nzengué, H. - Ondo, A. - Tayot, Ch. - Matamba, F.)			(Takeruru, T. - Teekia, T. - Ateri, B. - Ibeatu, B.)		
GAM 3:10.44	Warri	13 Jun 14	KOR 3:04.03	Incheon	2 Oct 14
(Sonko, A. - Jammeh, A. - Jammeh, O. - Keita, T.)			(Park Se - Jung - Park Bong - Ko - Seong Hyuk - Ye - Yeo Yo - Su - Ah)		
GBR 2:56.60	Atlanta	3 Aug 96	KOS 3:20.8	Mitrovicë	29 Sep 13
(Thomas, I. - Baulch, J. - Richardson, M. - Black, R.)			(Hajdari, M. - Kryeziu, G. - Kryeziu, S. - Kryeziu, A.)		
GBS 3:28.69	Bissau	3 Jun 07	KSA 3:02.30	Guangzhou	26 Nov 10
			(Al - Sabyani, I. M. - Al - Salhi, M. O. - Al - Bishi, H. H. - Masrahi, Y. A.)		
GEO 3:10.8	Tashkent	22 Aug 67	KUW 3:04.82	Beyrouth	4 Jul 01
(Sarkisyan, S. - Andreyev, A. - Bakhtadze, T. - Kozelskiy, Y.)			(Abdulrahman, B. A. - Al - Shammari, D. F. - Al - Johar, K. A. - Al - Harbi, M. S.)		
GEQ 3:42.93	Yaoundé	20 Apr 02	LAO 3:23.67	Vientiane	18 Dec 12
			(Kountavong, K. - Siphonexay, K. - Chansombat, S. - Souvannavong, S.)		
GER 2:59.86	Erfurt	23 Jun 85	LAT 3:04.30	Athina	9 Aug 97
(Möller, F. - Schersing, M. - Carlowitz, J. - Schönlebe, T.)			(Inšakovs, S. - Tēbelis, E. - Tupuritis, E. - Svikiņš, I.)		
GHA 3:05.2	Accra	13 Jun 92	LBA 3:10.00	Pescara	3 Jul 09
(Hagan, H. - Hesse, T. - Boateng, S. - Amegatcher, S.)			(Kawajah, M. - Deyaf, H. - El - Tawerghi, A. - El - Gatrouni, A.)		
GIB 3:20.29	Rhódos	6 Jul 07	LBR 3:09.25	Burnaby	14 Jun 05
(Taylor, L. - Carroll, D. - Vassallo, D. - Lavers, J.)			(Young, B. - Lewis, M. - Richards, R. - Schmader, A.)		
GRE 3:02.21	München	24 Jun 07	LCA 3:10.45	Basseterre	6 Jul 14
(Régas, D. - Doupīs, Y. - Grávalos, D. - Iakovákis, P.)			(Rosen, D. - Corneil, L. - Marbey, E. - Talberc, P.)		
GRN 3:04.27	Mayagüez	17 Jul 11	LES 3:15.67	Atlanta	2 Aug 96
(Redhead, J. - James, K. - Charles, J. - Bartholomew, R.)			(Seattle, I. - Maseela, M. - Mahanetsa, M. - Morobe, M.)		
GUA 3:13.83	Toluca	20 Jul 08	LIB 3:15.73	Beyrouth	5 Oct 09
(Villagrán, H. - Holwerda, P. - Ayala, A. - Quevedo, C.)			(Hazer, A. - Semaan, Th. - Mansour, K. - Naim, R.)		
GUI 3:22.4	Conakry	28 May 88	LIE 3:25.20	Andorra	25 May 91
(Bah, A. A. - Camara, M. - Damba, S. - Diallo, L.)			(Vogelsang, M./SUI - Frick, M. - Meyer, M. - Tschol, F.)		
GUM 3:30.6	Mangilao	1 Apr 94	LTU 3:09.93	Riga	7 Aug 04
(Quitlong, F. - Wilson, D. - Quan, T. J. - Evangelista, J.)			(Kozlov, V. - Gorbunov, V. - Turla, R. - Butkus, M.)		
GUY 3:09.17	Cd. de Guatemala	16 Jul 95	LUX 3:14.45	Luxembourg	1 Jun 13
(Hendriques, W. - Gill, R. - Jones, R. - Newland, O.)			(Lallemang, B. - Karger, V. - Scholer, T. - Frisch, J.)		
HAI 3:10.28	Mayagüez	17 Jul 11	MAC 3:21.64	Zhongshan	24 Apr 05
(Beauvais, A. - Joseph, M. - Monrose, R. - Orelus, P.)			(Lei Vai Kun - Chao Un Kei - Sou Chon Kin - Lai Neng Fong)		
HKG 3:11.28	Incheon	29 Sep 14	MAD 3:08.0	Antananarivo	5 Sep 97
(Chan Ka Chun - Leung King Hung - Ho Tsz Fung - Choi Ho Singh)			(Rakotoariandry - Rakotombelontsoa - Randriamanitiana - Zafiteny)		
HON 3:19.4	Tegucigalpa	12 Jan 90	MAR 3:02.11	Tokyo	31 Aug 91
(Idiaquez, C. F. - Castillo, R. - Guity, J. - Flores, C. G.)			(Kasbane, A. - Dahhane, A. - Belkaid, B. - Lahlou, B.)		
HUN 3:03.64	Athina	6 Jun 99	MAS 3:06.64	Kuala Lumpur	23 Oct 91
(Szeplet, Z. - Nylasi, P. - Bella, A. - Bédi, T.)			(Hashim, A. - Parlan, Y. - Vellabouy, S. - Nordin Jadi, M.)		
INA 3:09.54	Singapore	17 Jun 93	MAW 3:11.97	Nairobi	11 Aug 87
(Persulesny, N. - Wettebosi, E. - Don Bosco - Balagaise, H.)			(Ganunga, I. - Silweya, O. - Dzekedzeka, K. - Chigwenembe, A.)		
IND 3:02.62	Bangkok	19 Dec 98	MDA 3:07.65	Kiev	16 Aug 88
(David Thottan, L. - Ramachandran, P. - Shankar, J. - Singh, P.)			(Bazarov, A. - Shipulin, Y. - Lachiza, S. - Grigoryev, S.)		
IRI 3:07.87	Aleppo	20 Sep 10	MDV 3:20.04	Madras	24 Dec 95
(Bouazar, R. - Hashemi, S. - Moradi, S. - Mangasar, E.)			(Amir, M. - Ismail, N. - Shageef, A. - Faill, A.)		
IRL 3:01.67	Zürich	17 Aug 14	MEX 3:03.19	Edmonton	11 Aug 01
(Gregan, B. - English, M. - Morrissey, R. - Barr, Th.)			(Cárdenas, A. - Juanz, O. - Carvajal, R. - Toledo, J. P.)		
IRQ 3:06.6	Baghdad	4 Jul 80	MGL 3:18.8	Ulan Bator	12 Aug 90
(Nsayyif, H. A. - Kadhim, H. - Al - Sada, F. M. - Al - Albi, A. M.)					
ISL 3:10.36	Edinburgh	31 Jul 83	MHL 3:36.0	Laura	30 Jul 94
(Eidsson, E. - Skúlason, G. - Thórsson, T. - Sigurdsson, O.)			(Motuahala, M. - Mote, T. - Andrew, D. - Asher, J.)		
ISR 3:08.78	Bydgoszcz	3 Jun 12	MKD 3:17.9	Kralevo	6 Jul 80
(Shapsai, Y. - Sanford, D. - Emrani, D. - Porkhomovskiy, A.)			(Sacevski, S. - Ilijevski, B. - Bojadziev, A. - Todorovski, Z.)		
ISV 3:07.05	La Habana	5 Jul 09	MLI 3:11.94	Ouagadougou	27 May 07
(Dascent, C. - Henry, T. - Murray, L. - Charles, T.)			(Diarra, M. - Coulibaly, M. - Hanne, M. - Diarra, O.)		
ITA 3:01.37	Stuttgart	31 Aug 86	MLT 3:16.18	Marsa	7 Jun 03
(Bongiorno, G. - Zuliani, M. - Petrella, V. - Ribaud, R.)			(Chouhal, R. - Farrugia, K. - Bonello, M. - Portelli, N.)		

COUNTRY MARK	VENUE	DATE	COUNTRY MARK	VENUE	DATE
MNE 3:19.87	Baku	22 Jun 15	RWA 3:21.01	Nairobi	31 Jul 10
(Marić, S. - Pešić, D. - Nikolić, M. - Cetković, Š.)			(Muvunyi, H. - Ntiakurimana, E. - Bagina, T. - Bizimana, M.)		
MNT 3:52.2	Plymouth	24 Jul 82	SAM 3:20.88	Apia	8 Sep 07
MOZ 3:08.95	Los Angeles	10 Aug 84	(Solomona, T. - Lafai, I. - Betham, K. - Curreen, A.)		
(Loforte, L. - Goncalvo, P. - Titos, A. - Ferreira, H.)			SEN 3:00.64	Atlanta	3 Aug 96
MRI 3:06.21	Harare	18 Sep 95	(Diarra, M. - Dia, A. - Ndiaye, H. - Faye, I.)		
(Milazar, J. - Mèyépa, D. - Pierre - Louis, D. - Clément, D.)			SEY 3:11.28	Antananarivo	30 Aug 90
MTN 3:20.42	Nouakchott	17 Apr 04	(Adam, J. - Fauré, A. - Hoareau, V. - Souffe, A.)		
(Ould Mohamed, Y. - Gandéga, B. - N'Dao, H. - Konaté, M.)			SIN 3:10.55	Tehran	15 Sep 74
MYA 3:16.12	Rangoon	10 Dec 69	(Ong Yeok Phee - Cheah Kim Teck - Jalleh, G. - Kunalan, C.)		
(Soe Win - Crampton, J. - Khin Maung Tint - Khin Maung Gye)			SKN 3:07.32	Cartagena	29 Jul 06
NAM 3:11.60	Kuala Lumpur	20 Sep 98	(Inanga, L. - Delaney, D. - Smith, K. - Rogers, M.)		
(Naimwhaka, E. - Kamati, V. - Tjiroze, M. - Van Wyk, C.)			SLE 3:10.47	Seoul	30 Sep 88
NCA 3:17.69	Managua	23 Jun 13	(Dove - Edwin, H. - Sandy, F. - Grant, B. - Sawyerr, D.)		
(Alemán, D. - Véliz, J. - Lugo, H. - Vanegas, L.)			SLO 3:02.70	Sevilla	28 Aug 99
NED 3:03.18	Cd. de México	13 Sep 79	(Kocuvan, M. - Horvat, B. - Vrtaić, J. - Šestak, M.)		
(Pont, H. - Klarenbeek, M. - Schulting, H. - Gijbers, K.)			SMR 3:17.44	Andorra	25 May 91
NEP 3:14.89	Kathmandu	29 Sep 99	(Canti, A. - Canti, D. - Molinari, M. - Tamagnini, M.)		
(Shrestha, L. - Mahat, P. - Khatri, K. - Chaudhari, D. R.)			SOL 3:19.35	Suva	8 Sep 79
NGR 2:58.68	Sydney	30 Sep 00	(Nimanima, G. - Hitu, A. - Hana, F. - Waokahi, J.)		
(Chukwu, C. - Monye, J. - Bada, S. - Udo - Obong, E.)			SOM 3:10.85	Nairobi	11 Aug 87
NIG 3:15.28	Niamey	16 Dec 05	(Okash Omar, I. - Aden, I. A. - Abdulkadir, A. M. - Arale, O. A.)		
(Moussa, O. - Alou, B. - Kimba, M. - Matta, N. D.)			SRB 2:59.95	Tokyo	31 Aug 91
NMI 3:36.52	Koror	8 Aug 98	(Jovković, D. - Đurović, N. - Mačev, I. - Branković, S.)		
(Ichiou, T. - Kabiriel, K. - Okumoro, J. - Eugenio, R.)			SRI 3:02.71	Jakarta	31 Aug 00
NOR 3:06.67	Helsinki	14 Aug 71	(Perera, M. - Ratnakumara, V. - Wimalawansa, R. - Kumara, R. P.)		
(Mo, S. - Lundblad, G. - Rom, P. - Simonsen, R.)			STP 3:20.7	Luaneta	27 Aug 81
3:06.67	Bergen	29 Jun 96	(Lombá, F. - Cadio Paraiso, A. - Lima, R. V. - Duarte, S.)		
(Douglas, Q. - Rodal, V. - Ulseth, L. - Bøhling, B.)			SUD 3:04.00	Addis Ababa	4 May 08
NRU 3:43.7	Mangilao	1 Apr 94	(Yousif, R. - Nagmeldin, A. - Ismael, A. - Kaki, A.)		
(Capelle, J. J. - Canon, F. - Durburiya, T. - Olson, F.)			SUI 3:02.46	Sevilla	28 Aug 99
NZL 3:05.84	Stuttgart	21 Aug 93	(Clerc, P. - Rusterholz, M. - Rohr, A. - Schelbert, M.)		
(Farrell, S. - Cowan, N. - Dale, D. - Keddell, M.)			SUR 3:23.9	Cayenne	24 May 86
OMA 3:05.94	Wuhan	7 Jun 15	(Wijnstein, E. - Grot, D. - Cruden, S. - Valentijn, L.)		
(Al - Merjabi, A. - Al - Busaidi, O. - Al - Hindi, M. O. - Saleh, A.)			SVK 3:06.02	Banská Bystrica	9 Jul 00
PAK 3:07.03	Islamabad	6 Apr 04	(Holúbek, R. - Lopuchovský, M. - Vazovan, B. - Blošák, S.)		
(Saeed, M. A. - Munir, B. - Majeed, A. - Ahmad, S.)			SWE 3:02.57	München	10 Sep 72
PAN 3:09.67	São Paulo	9 Jun 07	(Carlgren, E. - Faager, A. - Öhman, K. - Rønner, U.)		
(Edward, A. - Rodriguez, A. - Edmund, A. - Gibson, J.)			SWZ 3:13.46	Manzini	15 Dec 10
PAR 3:17.66	Rosário	1 Jun 03	SYR 3:11.10	Beyrouth	4 Jul 01
(Ferreira, D. - Nogueira, A. - López Moreira, N. - Cabrera, R.)			(Al - Ozon, A. - Mourhej, H. - Al - Najem, Z. - Ifane, R.)		
PER 3:08.53	Cali	5 Aug 71	TAN 3:10.12	München	9 Sep 72
(Alemán, J. - Siguas, J. - Marchinares, A. - Acevedo, F.)			(Ndee, H. - Abdallah, O. - Mwanga, O. - Kamanya, C.)		
PHI 3:06.58	Bangkok	14 Dec 85	TGA 3:19.48	Port Moresby	21 Sep 91
(Gido, R. - Larce, H. - Pagalluan, M. - del Prado, I.)			(Vaha'i, S. - Mafi, M. - Suli, P. - Kokohu, P.)		
PLE 3:22.2	Mossul	3 May 90	THA 3:05.47	Chiangmai	15 Dec 95
PLW 3:25.52	Kolonia	23 Jul 14	(Sornhirun, V. - Keanchan, Ch. - Thonglek, Y. - Sakoolchan, A.)		
(Uehara, G. - Kanai, J. - Tkel, F. - Teltull, S.)			TJK 3:09.8	Dushanbe	85
PNG 3:09.55	Port Moresby	21 Sep 91	(Lyushakov, K. - Gavrilin - Matveyev, S. - Basyrov)		
(Tuna, T. - Neuendorf, B. - Selot, K. - Babo, S.)			TKM 3:09.9	Moskva	28 Jul 79
POL 2:58.00	New York	22 Jul 98	(Bryzgin, V. - Urinov, Z. - Fedotov, V. - Spiridonov, P.)		
(Rysiukiewicz, P. - Czubak, T. - Haczek, P. - Maćkowiak, R.)			TKS 3:17.59	Nassau	1 Apr 13
POR 3:05.14	Cd. de México	24 Jul 88	(Garland, A. - Otuonye, I. - Antenor, M. - Cox, L.)		
(Curvelo, P. - Lombá, F. - Abrantes, A. - Silva, A.)			TOG 3:17.7	Lomé	21 May 00
PRK 3:18.9	Pyongyang	20 Oct 94	TPE 3:07.61	Bangkok	19 Dec 98
PUR 3:04.87	Ponce	16 May 09	(Chen Tien - Wen - Lee Ching - Yen - Lin Chin - Fu - Chang Po - Chih)		
(Martínez, F. - Culson, J. - Benitez, V. - Carrasquillo, H.)			TTO 2:58.34	Nassau	25 May 14
PYF 3:20.45	Apia	8 Sep 07	(Gordon, L. - Quow, R. - Cedenio, M. - Solomon, J.)		
(Laibe, J. - T. - Thiery, S. - Brinkfield, T. - Yaya, I.)			TUN 3:05.19	Rabat	18 Jun 05
QAT 3:02.50	Wuhan	7 Jun 15	(Ghali, R. - El Arusi, T. - Tabbal, K. - El Abidi, S.)		
(Ogunode, F. S. - Balla, A. M. - Mohamed, M. E. - Haroun, A. H.)			TUR 3:03.92	Ankara	9 Aug 11
ROU 3:04.23	Göteborg	12 Aug 06	(Kayas, A. E. - Kiliç, H. - Can, Y. - Tamaç, S.)		
(Bobos, V. - Suciu, F. - Cimpeanu, C. - Vieru, I.)			TUV 4:08.3	Funafuti	4 May 05
RSA 2:59.21	Daegu	1 Sep 11	UAE 3:09.21	Qatif	1 May 09
(Pistorius, O. - Mogawane, O. - de Beer, W. - Victor, S.)			(Shirook, A. O. - Juma, J. S. - Abdelkarim, S. - Khamis, H. H.)		
RUS 2:58.06	Beijing	23 Aug 08	UGA 3:02.09	Los Angeles	11 Aug 84
(Dyldin, M. - Frolov, V. - Kokorin, A. - Alekseyev, D.)			(Goville, J. - Kyeswa, M. - Rwamuhanda, P. - Okot, M.)		

COUNTRY	MARK	NAME	VENUE	DATE	COUNTRY	MARK	NAME	VENUE	DATE
UKR	3:02.35	Edmonton	11 Aug 01					
		(Kaydash, A. - Tverdostup, A. - Rybalka, V. - Zyukov, Y.)							
URU	3:11.59	Montevideo	19 May 02					
		(Viera, H. - Silva, A. - Techeira, R. - Estefan, D.)							
USA	2:54.29	Stuttgart	22 Aug 93					
		(Valmon, A. - Watts, Q. - Reynolds, H. - Johnson, M.)							
UZB	3:05.20	Moskva	22 Jun 83					
		(Prokudin, I. - Kharlov, A. - Safarov, A. - Lovachev, S.)							
VAN	3:13.94	Nouméa	9 Sep 11					
		(Sorina, A. - Benjimen, D. - Kasile Nocklam, J. - Kamut, M.)							
VEN	3:00.82	Guadalajara	28 Oct 11					
		(Ramírez, A. - Aguilar, A. - Acevedo, J. - Longart, O.)							
VIE	3:08.48	Singapore	11 Jun 15					
		(Dao Xuan Cuong - Luong Van Thao - Le Trong Hinh - Quach Cong L.)							
VIN	3:06.52	Atlanta	2 Aug 96					
		(Coombs, E. - Dickson, T. - Linley, E. - Sampson, E.)							
YEM	3:18.18	Amman	9 Sep 03					
		(Shaddad, W. H. - Al - Yafaai, M. S. - Al - Qaifi, S. A. - Al - Adhroui, S. A.)							
ZAM	3:07.43	Glasgow	1 Aug 14					
		(Mukhala, T. - Mwewa, E. - Mumba, P. - Kombe, S.)							
ZIM	3:00.79	Athina	9 Aug 97					
		(Chiwira, T. - Mukomana, P. - Ngidhi, S. - Harnden, K.)							

Notes (*)

BIH 3:13.8 – with Sam Bugri GHA

LIE Federation accepts records with resident foreigners

MLT 3:15.83 Schaan 4 Jun 11 – with Kevin Moore AUS

MON 3:20.10 Schaan 4 Jun 11 – with resident foreigners

NMI 3:34.3 Mangilao 1 Apr 94 – with C. Frazier USA

USA 2:54.20 (Young, J. - Pettigrew, A. - Washington, T. - Johnson, M.)

Uniondale 22 Jul 98 – annulled due to doping violation by Pettigrew



BEST NATIONAL PLACINGS

This section shows the best position achieved by each country in every IAAF World Championship event
Where possible the country of origin of athletes representing the former Czechoslovakia, USSR or Yugoslavian states is given

COUNTRY	POSITION	NAME	MARK	YEAR	COUNTRY	POSITION	NAME	MARK	YEAR
100 Metres					(FIJ)	7q6	Ratu Tabakaucoro	10.53	2013
<i>For the purpose of this listing, the preliminary rounds of 2011/2013 are counted as a heat (h) and the next round as a second round (q)</i>					FIN	4q3	Tommi Hartonen	10.21	2001
AFG	6h2	Masoud Azizi	11.64	2011	FRA	4	Christophe Lemaitre	10.19	2011
AHO	5	Churandy Martina	10.08	2007	FSM	6h5	Patrickson Anson	11.68	1999
AIA	7q3	Kieron Rogers	10.96	2011		6h7	John Howard	11.08	2003
ALB	6h6	Arben Maka	10.87	2003		6h6	John Howard	11.24	2005
ALG	6q4	Mustapha Selmi	10.48	1987	GAB	DNS/q4	Antoine Boussombo	-	2001
AND	5h1	Mikel De Sa	11.24	2013	GAM	4q1	Su Wai'bou Sanneh	10.50	2011
ANG	6h8	Fonseca Neto	11.01	2005	GBR	1	Linford Christie	9.87	1993
ANT	4	Daniel Bailey	9.93	2009	GBS	8q5	Holder da Silva	10.70	2013
ARG	4h6	Carlos Gats	10.43	1997	GER	6h7	Ruslan Rusidze	10.83	2001
ARM	6h4	Vahagn Javakhyan	10.92	2001	GEQ	6h11	Francisco Obama Afang	11.82	1995
ARU	7q2	Geronimo Goeloe	10.84	2011		6h1	Pasqual Esono	11.32	1999
ASA	4h1	Faresa Kapisi	11.21	2013	GER	6	Christian Haas (FRG)	10.32	1983
AUS	7	Paul Narracott	10.33	1983	GHA	7	Aziz Zakari	10.24	2001
AUT	4s1	Andreas Berger	10.37	1987	GIB	DNF/h1	Dominic Carroll	-	2009
AZE	6h6	Ruslan Abbasov	10.72	2007	GRE	5s1	Angelos Pavlakákis	10.29	1997
BAH	2	Derrick Atkins	9.91	2007	GRN	6h1	Nigel Jones	10.88	1995
BAN	5h3	Mesbah Ahmed	11.23	2013		6h3	Nigel Jones	10.68	1997
BAR	4	Obadele Thompson	10.00	1999	GUI	7h5	Theodore Haba	10.75	1993
BEL	4q5	Patrick Stevens	10.31	1997		7h2	Oumar Bella Bah	11.20	2009
BEN	5h9	Pascal Dangbo	10.64	1999	GUM	5h1	Philam Garcia	10.79	2005
	5h2	Souhalia Alamou	10.46	2003	GUY	4q1	Adam Harris	10.30	2013
BER	5h4	Gregory Simons	10.78	1983	HKG	7q7	Tsui Chi Ho	10.65	2011
BIZ	8h4	Elston Shaw	11.13	1997	HON	6q5	Rolando Palacios	10.24	2009
BOT	4h6	Thalosing Molapisi	10.71	2005	HUN	4	Attila Kovács	10.20	1987
BRA	7	Robson da Silva	10.12	1991	INA	7q7	Sapwaturrahman	10.89	2013
BRN	5h6	Khaled Jouma	10.68	1991	IRI	6q5	Reza Ghasemi	10.46	2013
	5h8	Khaled Jouma	10.93	1993	IRL	5q2	Jason Smyth	10.57	2011
BRU	7h4	Mohamed Faisal	11.12	2009	IRQ	8h7	Imad Ahmed	11.26	1999
BUL	8s2	Valentin Atanasov	10.53	1987	ISR	4q3	Alex Porkhomovskiy	10.20	1999
BUR	7q4	Gérard Kobéané	10.59	2011	ISV	5h1	Neville Hodge	10.51	1991
	7q1	Innocent Bologo	10.57	2013		5h5	Adrian Durant	10.46	2009
CAF	5h3	Béranger Bossé	10.59	2007	ITA	7	Pierfrancesco Pavoni	16.23	1987
CAM	7h4	Sam Daraphirit	11.85	2005	JAM	1	Usain Bolt	9.58	2009
CAN	1	Donovan Bailey	9.97	1995		1	Yohan Blake	9.92	2011
CAY	8	Kareem Streete-Thompson	10.24	1999		1	Usain Bolt	9.77	2013
CGO	7q1	Delivert Kimbembe	10.94	2011	JOR	6h2	Khalil Al-Hanahneh	10.81	2003
CHA	7q6	Abdouraim Haroun	10.72	2011	JPN	6s1	Nobuhara Asahara	10.42	2003
CHI	7q2	Carlos Moreno	10.40	1991	KAZ	5q3	Vitaliy Savin	10.36	1993
CHN	5s2	Zhang Peimeng	10.00	2013		5q5	Gennadiy Chernovol	10.28	2001
CIV	6s1	Jean-Olivier Zirignon	10.25	1991	KEN	5h3	Kennedy Ondiek	10.57	1991
CMR	5q2	Serge Bengono	10.27	2001	KGZ	8q3	Dmitrii Ilin	11.00	2011
COD	4h3	Hugues Tshiyinga Mafo	11.11	2013	KIR	4h1	George Pine	11.34	2011
COK	6h11	Harmon Harmon	11.37	2001	KOR	5h2	Jin Sun-Kuk	10.67	1991
COL	6q7	Álvaro Gómez	10.62	2011	KSA	5q4	Jamal Al-Saffar	10.17	2001
COM	8q6	Moudjib Toyb	11.12	2011		5q3	Salem Al-Yami	10.21	2001
CPV	6h4	Denielsan Martins	10.92	2013	KUW	DNS/h8	Saad Al-Mutary	-	1993
CUB	5s2	Andrés Simón	10.24	1987	LAO	5h1	Kitavanah Kountavong	11.42	2011
CYP	5q2	Prodromos Katsantonis	10.33	1997	LAT	5q5	Sergej Insakovs	10.34	1997
CZE	6q1	Jiří Valík	10.53	1993		5q1	Ronalds Arājs	10.52	2011
DEN	4h7	Claus Hirsbro	10.52	1995	LBA	6h1	Abubaker El Tawerghi	10.96	2003
DMA	5h3	Sherwin James	10.76	2001	LBR	7s2	Sayon Cooper	10.30	1997
DOM	5	Juan Nuñez	10.29	1983	LCA	7q1	Edmund Estaphane	10.57	1993
ECU	7q2	Alex Quiñónez	10.50	2013	LES	7h1	Bothloke Shebe	10.96	1991
ESA	7h3	Antonio Serpas	10.77	1997	LIB	6h9	Jean-Yves Mallat	11.04	1983
ESP	7s1	Ángel David Rodríguez	10.49	2011	LTU	4q5	Rytis Sakalauskas	10.42	2011
EST	5q5	Marek Niit	10.53	2011	LUX	7h7	Laurent Kemp	10.95	1993
ETH	7h3	Tesfaye Jenbere	11.20	1995	MAC	7h2	Au Chi Kun	11.11	2005
FIJ	7q5	Jone Delai	10.47	1997		7h3	Pao Hin Fong	11.21	2007
					MAR	7s3	Aziz Ouhadi	10.45	2011

COUNTRY	POSITION	NAME	MARK	YEAR	COUNTRY	POSITION	NAME	MARK	YEAR
EGY	8s3	Amr Ibrahim Seoud	21.15	2011	NGR	3	Francis Obikwelu	20.11	1999
ESP	5s1	Bruno Hortelano	20.55	2013	NMI	7h8	Shane Ogunmoro	23.77	2003
EST	DNS/q4	Marek Niit	-	2009	NOR	4	Jaysuma Saidy Ndure	19.95	2011
FIJ	6h2	Niko Verekaita	21.43	2009	NRU	8h7	Ricky Canon	24.14	1993
	6h2	Ratu Tabakaucooro	21.27	2013	NZL	8s2	Chris Donaldson	20.92	1997
FIN	7s1	Tommi Hartonen	20.65	2001	OMA	4h4	Mohammed Al-Hooti	20.80	1999
	7s3	Jonathan Åstrand	21.03	2011	PAK	5h7	Sikendar Iqbal	22.91	1983
FRA	2	Gilles Quénéhervé	20.16	1987	PAN	2	Alonso Edward	19.81	2009
GAB	7q4	Antoine Bousombo	20.74	1999	PER	5h2	Giorgio Mautiño	21.78	1983
GAM	5s1	Jaysuma Saidy	20.75	2005	PLW	6h2	Conrad Rdechor	22.86	2001
GBR	2	John Regis	19.94	1993	PNG	7h5	Takale Tuna	22.06	1987
GBS	8h7	Holder da Silva	21.82	2011	POL	5	Marcin Urbás	20.30	1999
GEQ	7h6	Secundino Borebota	23.66	1987	POR	5s1	Francis Obikwelu	20.40	2007
GER	5	Frank Emmelmann (GDR)	20.55	1983	PUR	5h1	Edgardo Guilbe	21.14	1993
GHA	7	Emmanuel Tuffuor	20.49	1993	QAT	3s1	Femi Ogunode	20.58	2011
GIB	8h6	Jerie Torres	22.98	2013	ROU	6q3	Daniel Cojocaru	20.80	1991
GRE	1	Kostás Kentéris	20.04	2001	RSA	6	Anaso Jobodwana	20.14	2013
GRN	5h4	Joel Redhead	21.37	2009	RUS	5s2	Andrey Fedoriv	20.66	1993
GUI	4q4	Joseph Loua	20.91	1997	SAM	5h3	Joseph Leota	22.33	1983
GUM	8h4	Michael Alictio	22.45	2007	SEN	8s2	Boubacar Diallo	20.96	1983
GUY	6q1	Earl Haley	21.39	1983	SEY	6h6	Evans Marie	22.60	2003
HAI	8h1	Roudy Monroe	22.18	2011		6h2	Evans Marie	21.65	2005
HKG	7h4	Wing Kwong Leung	21.48	1987	SIN	6h3	Haron Mundir	21.51	1987
	7h3	Tang Chun Yik	21.72	2007	SKN	=3	Kim Collins	20.20	2001
HON	7s1	Rolando Palacios	20.67	2009	SLE	6h4	David Sawyer	22.23	1983
HUN	5s2	Attila Kovács	20.47	1987	SLO	5q1	Matic Osovnikar	20.65	2007
INA	4h3	Mohamed Yuhdi Purnomo	21.88	1983	STP	8h8	Manuel Alves Fonseca	23.44	1991
IRI	6h1	Yusef Dehmiri	21.88	1993	SUI	6s2	David Dollé	20.70	1993
IRL	6s2	Paul Hession	20.50	2007	SWE	8s2	Johan Wissman	20.66	2003
	6s2	Paul Hession	20.48	2009	SWZ	6h7	Mphelave Dlamini	21.79	2005
ISR	5h4	Tommy Kafri	20.89	1999	TCH	6q4	Jindrich Roun (CZE)	21.12	1987
ISV	7q4	Neville Hodge	21.38	1983	TGA	8h5	Suli Peauoupe	22.45	1987
ITA	3	Pietro Mennea	20.51	1983	THA	5h7	Sittichai Suwonprateep	21.32	1999
IVB	4h5	Dean Greenaway	22.24	1983	TKS	7h4	Rodney Cox	21.91	1991
JAM	1	Usain Bolt	19.19	2009		7h4	Darian Forbes	21.87	2003
	1	Usain Bolt	19.40	2011	TOG	5h6	Boévi Lawson	21.09	1991
	1	Usain Bolt	19.66	2013	TPE	6h8	Tao Wu-Chin	21.38	1999
JOR	6h5	Khalil Al-Hanahneh	21.01	2007		6h3	Chang Po-Chih	21.63	2001
	6h1	Khalil Al-Hanahneh	21.98	2009	TTO	1	Ato Boldon	20.04	1997
JPN	3	Shingo Suetsugu	20.38	2003	UAE	6q2	Omar Al-Salfa	20.97	2009
KAZ	6q1	Gennadiy Chernovol	20.71	2001	UKR	4s3	Sergey Smelyk	20.42	2013
KEN	8s2	Simeon Kipkemboi	20.90	1987	URS	5	Vladimir Krylov (UKR)	20.23	1987
	8s1	Joseph Gikonyo	21.01	1991	URU	7q2	Heber Viera	20.83	2001
KOR	DNF/q1	Chang Jae-Keun	-	1983	USA	1	Calvin Smith	20.14	1983
KSA	7s1	Hamed Al-Bishi	20.70	2003		1	Calvin Smith	20.16	1987
LAO	7h9	Thongdy Amnouayaphone	22.86	1997		1	Michael Johnson	20.01	1991
LAT	5q3	Sergejs Insakovs	20.73	1995		1	Michael Johnson	19.79	1995
	5q1	Sergejs Insakovs	21.22	1997		1	Maurice Greene	19.90	1999
LBA	7h4	Abubaker El Tawerghi	21.72	2005		1	John Capel	20.30	2003
LBR	7q1	Sayon Cooper	21.39	1997		1	Justin Gatlin	20.04	2005
LCA	6h3	Edmund Estaphane	21.48	1991		1	Tyson Gay	19.76	2007
	6h4	Edmund Estaphane	21.53	1993	VAN	6h8	Georges Taniel	22.28	1983
LES	8s3	Mosito Lehata	20.68	2013	VIE	6h2	Nguyen Hoa Trung	22.68	1983
LIE	8h4	Martin Frick	21.89	1995	VIN	4h7	Joel Mascoll	21.25	1999
LUX	6h3	Daniel Abenzoar-Foule	21.10	2005	YEM	6h3	Nagib Salem Ahmed (PRY)	23.22	1983
MAC	7h6	Wai-Kun Lei	21.63	2001	YUG	5h5	Slobodan Branković (IWP)	21.35	1993
MAR	5h3	Idriss Khalid Zougari	21.24	2009	ZAM	5h8	Cephas Lemba	21.68	1993
MDV	7h1	Ahmed Shageef	22.80	1991	ZIM	6s1	Brian Dzingai	20.45	2007
MEX	5q3	Juan Pedro Toledo	20.80	2001					
MLI	5h2	Ousmane Diarra	21.51	1993					
MLT	6h8	Nikolai Portelli	22.11	2009	400 Metres				
MNE	8h6	Luka Rakić	22.73	2011	AHO	6h7	Angelo Ignatius	49.01	1997
MNT	4h8	Stephen Lewis	21.36	1993	AIA	8h5	Kerth Gumbs	57.83	2001
MRI	5	Stéphane Buckland	20.41	2003	ALB	DNS/h2	Ilir Khanari	-	1993
	5	Stéphane Buckland	20.41	2005	ALG	3s3	Malik Louahla	45.14	2001
NAM	1	Frankie Fredericks	19.85	1993	ANG	6h2	Nicolau Palanca	49.37	2011
NCA	6h3	Jorge Conde	22.75	2003	ANT	5h4	Kenmore Hughes	48.18	2001
NED	7	Churandy Martina	20.35	2013	ASA	DNF/h5	Kelsey Nakanelua	-	2003
NFI	8h6	Robert Craig	24.10	1999	AUS	8	Mark Garner	45.47	1991
						8	John Steffensen	45.46	2005

COUNTRY	POSITION	NAME	MARK	YEAR	COUNTRY	POSITION	NAME	MARK	YEAR
AUT	4h7	Rafik Elouardi	46.95	1997	KUW	8s2	Fawzi Al-Shammari	46.52	2003
AZE	7h5	Ibrahim Ahmadov	48.51	2005	LBA	7s1	Mohamed Khouaja	46.43	2009
BAH	1	Avard Moncur	44.64	2001	LCA	6h2	Lyndon George	47.25	1987
BAN	DQ/h3	Mohamed Islam	(50.59)	2005		6h3	Maxime Charlemagne	48.21	1995
BAR	5q4	Roger Jordan	46.89	1993	MAC	8h7	Chao Un Kei	50.11	2003
BEL	3	Kevin Borlée	44.90	2011	MAR	8s1	Benyouñès Lahlou	45.75	1991
BEN	7q2	Jean-Claude Yekpe	47.09	1993	MAS	7h5	Muhamad Zainal	46.46	2001
BER	5q3	Troy Douglas	45.57	1993	MAW	7h6	Agripa Mwausega	49.02	1983
BIZ	6h7	Clive Williams	51.82	1983	MEX	3	Alejandro Cárdenas	44.31	1999
BOT	7s3	California Molefe	47.26	2005	MKD	7h4	Dalibor Spasovski	48.63	2007
	7s2	California Molefe	45.47	2007	MLI	DNS/h3	Yaya Seyba	-	1987
BRA	2	Sanderlei Parrela	44.29	1999	MLT	6h5	Kevin Moore	47.52	2013
BRU	7h2	Hafiy Tajuddin Rositi	50.12	2011	MNT	8h5	Henry Sweeny	49.81	1991
	7h3	Hafiy Tajuddin Rositi	49.98	2013	MON	8h7	Emmanuel De Lorenzi	55.57	2001
BUL	7q3	Anton Ivanov	45.93	1993		8h1	Ronald Battistel	50.54	2005
CAF	8h2	Bienvenu Yagbongo	50.14	1987	MRI	4	Eric Milazar	45.13	2001
CAN	3	Tyler Christopher	44.44	2005	MTN	7h3	Youba Ould Mohamed	47.87	2001
CGO	8q2	Benjamin Youla	46.29	1997		7h1	Youba Ould Mohamed	49.60	2003
CHI	DNS/q2	Carlos Morales	-	1991		7h2	Hamdinou Cheikh El Wely	52.33	2013
CIV	7	Gabriel Tiacoh	46.27	1987	MYA	8h3	Zaw Win Thet	51.41	2009
COD	3s3	Gary Kikaya	44.99	2003	NCA	9h2	Hermán López	50.72	2007
COL	6q4	Wilson Canizales	46.32	1991	NGR	2	Innocent Egbunike	44.56	1987
CRC	4s1	Nery Brenes	45.14	2007	NIG	8h7	Moumouni Kimba	50.93	2009
CRO	6h1	Željko Vinček	46.03	2005	OMA	6q2	Mohammed Al-Malky	45.94	1987
CUB	4	Roberto Hernández	44.99	1987	PAK	7h2	Mohsin Munir	49.61	1997
	4	Roberto Hernández	44.86	1991	PAN	5q4	Héctor Daley	46.52	1983
CYP	7h2	Evrípidēs Demosthenous	46.84	1995		5q1	Héctor Daley	46.05	1987
	7h4	Evrípidēs Demosthenous	47.57	1997	PAR	7h4	Augusto Stanley	47.31	2011
	7h2	Evrípidēs Demosthenous	46.72	1999	PHI	7q2	Isidro del Prado	46.71	1983
CZE	5	Pavel Masiák	44.91	2013	PLE	8h4	Bahaa Al-Farra	49.04	2011
DEN	6s1	Nick Ekelund-Areander	45.89	2013	PNG	7h2	Nelson Stone	47.13	2009
DMA	5s2	Erison Hurtault	45.59	2009		7h1	Nelson Stone	47.86	2011
DOM	3	Luguelín Santos	44.52	2013	POL	DNF/final	Robert Maćkowiak	-	2001
EGY	5h2	Amin Gouma'a	46.29	2001	POR	6h3	Filipe Lomba	47.37	1991
ESA	8h1	Takeshi Fujiwara	46.92	2007	PUR	4h4	Héctor Carrasquillo	46.11	2009
ESP	5s1	David Canal	45.50	2001	PYF	7h2	Isaac Yaya	47.75	2005
ETH	DNS/q1	Alemayehu Gudeta	-	1987	QAT	8	Femi Ogunode	45.55	2011
FIJ	5h6	Soloveni Nakaunicina	46.51	1997	ROU	5h3	Ioan Vieru	46.61	2003
FIN	8q2	Matti Rusanen	47.69	1983	RSA	4s3	Marcus La Grange	45.44	2001
FRA	2	Marc Raquil	44.79	2003	RUS	6s3	Pavel Trenikhin	45.68	2011
GAM	6q1	Dawda Jallow	46.21	1991	RWA	7h5	Jean-Marie Rudasinqwa	50.52	1983
GBR	2	Roger Black	44.62	1991	SEN	4s2	Ibrahim Wade	45.66	1999
GBS	7h5	Danilson Ricciuli	48.74	2003	SKN	7h1	Henrick Clifton-Camerud	49.68	1983
GER	1	Thomas Schönlebe (GDR)	44.33	1987		7h1	Livingstone Roach	48.72	1993
GHA	6s2	Solomon Amegatcher	45.58	1993	SLE	6h4	David Sawyer	49.29	1983
GIB	7h6	Jonathon Lavgers	47.97	2007	SLO	3s2	Matiija Sestak	45.47	1999
GRE	4h5	Anastásios Góúsis	46.60	1999	SMR	8h4	Glauco Martino	51.48	2005
	4h6	Stilianós Dimótsios	46.48	2003		8h6	Ivano Buccì	48.07	2007
GRN	1	Kirani James	44.60	2011	SOL	6h6	Chris Walasi	49.47	2005
GUI	8h1	Kerfala Camara	49.74	2011	SOM	8h2	Abdulla Mohamed Hussein	50.54	2007
GUY	7h5	Richard Jones	47.36	1995	SRI	6s3	Sugath Thilakarathne	46.69	2001
HON	7h3	Francisco Flores	50.86	1993	STP	6h5	Odair Pericles	46.48	1997
HUN	7q4	Sándor Vasvári	47.34	1983	SUD	3s1	Rabah Yousif	45.43	2011
	7q2	Tamás Molnár	46.47	1991	SUI	5s1	Marcel Arnold	45.26	1987
INA	8h5	Elieser Wattedbosi	47.32	1987		5s3	Pierre Lavanchy	47.19	2005
IRI	6h1	Gholamreza Sistani	48.27	1993	SUR	8h2	Carlton Fortune	52.69	2001
IRL	6	David Gillick	45.53	2009	SVK	4q1	Stefán Balosák	45.48	1997
IRQ	8h4	Karar Al-Abodi	48.95	2007	SWE	7	Johan Wissman	44.72	2007
ISL	7q3	Oddur Sigurdsson	48.09	1983	SWZ	8h6	Bheki Malima	49.61	2001
ISV	4	Tabari Henry	45.42	2009	TAN	5h7	Adramu Mkumi	49.22	1983
ITA	5s2	Matteo Galvan	45.69	2013	TCH	5s1	Ján Tomko (SVK)	46.03	1983
IVB	6h3	Dean Greenaway	48.26	1983	TKS	7h5	Angelo Garland	48.65	2013
JAM	1	Bert Cameron	45.05	1983	TOG	7h6	Kossi Akoto	47.91	1993
JOR	7h1	Abdesalem Al-Haj	48.89	2005	TPE	7h4	Chung Cheng-Kang	47.85	2005
JPN	7	Susumu Takano	45.39	1991	TTO	3	Renny Quow	45.02	2009
KEN	3	Samson Kitur	44.54	1993	TUN	5s2	Sofiene Labidi	45.56	2003
KOR	7q3	Shon Ju-Il	46.31	1995	UAE	6h2	Ibrahim Khalil	48.16	1983
	7q1	Shon Ju-Il	47.36	1997	UGA	2	Davis Kamoga	44.37	1997
KSA	5	Hamdan Al-Bishi	45.23	2001	UKR	5h1	Roman Galkin	46.82	1997

COUNTRY	POSITION	NAME	MARK	YEAR	COUNTRY	POSITION	NAME	MARK	YEAR
URS	5s2	Viktor Markin (RUS)	45.73	1983	GHA	5s2	Kennedy Osei	1:46.78	1997
URU	6h4	Andrés Silva	46.79	2007	GIB	5h1	Fabian Franco	1:54.29	1991
USA	1	Antonio Pettigrew	44.57	1991	GRE	8s1	Panayiótis Stroubákos	1:46.81	1997
	1	Michael Johnson	43.65	1993	GUA	6h2	Luis Martínez	1:49.07	1991
	1	Michael Johnson	43.39	1995	GUI	8h1	Sekou Camara	1:59.90	1983
	1	Michael Johnson	44.12	1997	GUM	7h6	Derek Mandell	1:57.11	2011
	1	Michael Johnson	43.18	1999	GUY	5h5	Ian Roberts	1:47.53	1999
	1	Tyree Washington	44.77	2003	HAI	5s3	Moise Joseph	1:45.87	2009
	1	Jeremy Wariner	43.93	2005	HUN	4s1	Tamás Kazi	1:47.01	2009
	1	Jeremy Wariner	43.45	2007	IRI	6s3	Sadjad Moradi	1:45.88	2005
	1	LaShawn Merritt	44.06	2009	IRL	7s1	James Nolan	1:47.07	1999
	1	LaShawn Merritt	43.74	2013	IRQ	7h2	Mohammed Darwish	1:50.68	1983
VAN	6h3	Arnold Sorina	48.76	2011	ISR	4h8	Mark Handelsman	1:49.02	1983
VEN	8s2	José Meléndez	46.22	2013	ITA	2	Giuseppe D'Urso	1:44.86	1993
VIN	5q2	Eswort Coombs	45.47	1997	JAM	3s3	Clive Terrelonge	1:45.75	1993
YEM	7h2	Ali Al-Arabi (PRY)	59.67	1983	JPN	5h4	Tomonari Ono	1:48.43	1995
YUG	8q3	Ismail Macev (SRB)	46.54	1987	KEN	1	Billy Konchellah	1:43.06	1987
ZAM	7h3	Bothwell Nachihulu	48.10	1999		1	Billy Konchellah	1:43.99	1991
ZIM	6s3	Young Talkmore Nyongani	47.20	2005		1	Paul Ruto	1:44.71	1993
						1	Alfred Kirwa Yego	1:47.09	2007
						1	David Rudisha	1:43.91	2011
						8h4	Iliia Mukhin	1:54.88	2013
800 Metres					KOR	8s1	Kim Soon-Hyung	1:47.15	1999
AHO	7h5	Rutshel Martina	1:55.67	1983	KSA	8	Mohammed Al-Salhi	1:47.58	2007
ALG	1	Djabir Saïd-Guerni	1:44.81	2003		8	Abdul Aziz Mohamed	1:46.57	2013
AND	7h7	Víctor Martínez	1:48.73	1999	KUW	6s1	Mohammad Alazemi	1:48.02	2005
ANG	7h2	Manuel Antonio	1:57.40	2013	LAO	7h4	Vanxay Sinebandith	2:00.25	1995
ANT	6h4	Dale Jones	1:48.62	1991	LAT	6s1	Dmitrijs Milčevičs	1:46.27	2007
	6h3	Dale Jones	1:51.02	1993	LCA	5h6	Cuthbert Modeste	2:01.24	1997
ARG	6h3	Luis Migueles	1:49.52	1987	LIB	7h6	Ali Khazaal	1:57.16	1993
	6h3	Luis Migueles	1:51.42	1991		7h2	Ali Khazaal	1:50.66	1997
ARM	6h3	Ashot Hayrapetyan	1:50.09	2011	LTU	6h1	Mindaugas Norbutas	1:48.44	2003
AUS	4s3	Grant Cremer	1:48.22	1999	LUX	6h3	Mike Schumacher	1:48.18	2009
AUT	5h3	Michael Wildner	1:47.77	1997	MAD	6h1	Hubert Rakotoarimanana	1:47.86	1997
BAR	5h5	Gordon Hinds	1:50.92	1983	MAR	5	Fauzi Lahbi	1:44.83	1987
BDI	2	Arthémide Hatungimana	1:45.64	1995		5	Amine Laalou	1:45.66	2009
BEL	4s2	Nathan Kahan	1:45.75	1993	MAS	7h3	Samson Vallabouy	1:51.46	1991
	4s3	Joeri Jansen	1:46.78	2003	MDV	7h3	Naseer Ismail	2:02.70	1993
BHU	DQ/h2	Karma Dorji	-	1999		7h2	Naseer Ismail	1:56.67	1999
BIH	5h4	Jasmin Salihović	1:48.10	2003		7h6	Mohamed Amir	2:06.25	2003
BIZ	8h8	Clive Williams	2:03.64	1983		7h2	Shifaz Mohamed	2:01.05	2011
BLR	5s2	Ivan Komar	1:45.76	1993	MEX	7q1	Luis Karin Toledo	1:46.88	1987
BOL	6h4	Fadrique Iglesias	1:49.57	2005	MGL	7h4	Batmunkh Banzragch	2:02.42	1999
BOT	5s3	Glody Dube	1:48.67	1999	MKD	7h1	Vanco Stojanov	1:49.54	2001
BRA	2	José Luiz Barbosa	1:44.24	1991	MLI	7s3	Moussa Camara	1:48.15	2011
BRN	1	Rashid Ramzi	1:44.24	2005	MNE	7h2	Ilija Ranitovic	1:53.17	2009
BRU	7h2	Jimmy Anak Ahar	1:57.86	2003	MON	6h4	Brice Etès	1:48.22	2011
BUL	8s2	Binko Kolev	1:50.23	1983		6h2	Brice Etès	1:53.60	2013
CAM	6h3	Kiang Samorn	1:55.17	2013	MRI	6h1	Christopher Blackburn	1:52.78	1993
CAN	2	Gary Reed	1:47.10	2007	MTN	8h1	Sherif Baba Aidara	1:56.85	1997
CHA	4h4	Adoum Terap	1:53.61	1993		8h6	Soulaymane Ould Chebal	1:56.45	2007
CHI	DNS/q3	Pablo Squella	-	1987	MYA	7h1	Zaw Win Thet	1:58.36	2011
COD	8h2	Makudi Mubenga	1:55.83	1993	NAM	4h6	Daniel Nghipandulwa	1:48.79	2011
COL	4s3	Rafith Rodríguez	1:46.41	2011	NCA	7h8	Luis Ramirez	1:55.77	1983
CUB	2	Norberto Téllez	1:44.00	1997		7h5	Carlos Mairena	1:52.01	1993
CZE	5s2	Roman Oravec	1:45.78	1999		7h4	Edgard Cortés	1:49.10	2011
DEN	1	Wilson Kipketer	1:45.08	1995	NED	2	Rob Druppers	1:44.20	1983
	1	Wilson Kipketer	1:43.38	1997	NEP	7h2	Gop Bahadur Adhikari	1:51.74	1993
	1	Wilson Kipketer	1:43.30	1999	NGR	7h1	Leoman Momoh	1:49.25	2013
DJI	3	Ayanleh Souleiman	1:43.76	2013	NIG	6h8	Mahamadou Ibrahim	1:55.21	2003
EGY	4h1	Mohamed Ahmed Hamada	1:47.96	2013	NMI	7h8	Jack Kabiriel	2:07.73	1999
ESP	8	Tomás de Teresa	1:47.65	1991	NOR	3	Vejbjørn Rodal	1:45.68	1995
EST	6h5	Urmet Uusorg	1:48.85	1999	NZL	6s3	Peter Fearless	1:47.82	1983
ETH	1	Mohammed Aman	1:43.31	2013	PAK	7h5	Farhan Ahmed	1:50.14	2011
FIJ	6h3	Isireli Naikekelevesi	1:50.74	2001	PAN	7h1	Juan José Tapia	1:52.99	1993
FIN	6s3	Ari Suhonen	1:46.35	1993	PAR	8h3	Rodrigo Trinidad	1:55.43	2005
FRA	6	Mehdi Baala	1:45.32	2005	PHI	7h3	John Lozada	1:59.63	2001
GBR	2	Peter Elliott	1:43.41	1987	PLE	6h6	Abdel Salam Al-Dabajy	1:51.68	2003
GBS	DQ/h2	Geramias da Silva	(1:58.80)	2005	POL	3	Pawel Czapiewski	1:44.63	2001
GEQ	7h3	Benjamin Enzema	1:56.82	2013					
GER	1	Willi Wülbeck (FRG)	1:43.65	1983					

COUNTRY	POSITION	NAME	MARK	YEAR	COUNTRY	POSITION	NAME	MARK	YEAR
PUR	10h3	Carmelio Rios	8:47.19	1983	HUN	6	György Bakos	13.68	1983
QAT	1	Saif Saeed Shaheen	8:04.39	2003	IRL	5s2	TJ Kearns	13.68	1993
	1	Saif Saeed Shaheen	8:13.31	2005		5s1	Peter Coghlan	13.35	1999
ROU	6	Florian Ionescu	8:15.44	1995		5s1	Peter Coghlan	13.61	2001
RSA	13	Ruben Ramolefi	8:32.54	2009	ISV	8q4	Jeffrey Jackson	14.32	1999
	13	Ruben Ramolefi	8:30.47	2011	ITA	7s2	Andrea Giacconi	13.84	2003
RUS	7	Vladimir Pronin	8:16.59	1995	JAM	5	Maurice Wignall	13.31	2009
SIN	14h1	Elangovan Ganesan	9:47.09	1999	JOR	7h5	Raiea Khrasat	15.01	2001
SLO	5h2	Boštjan Buč	8:22.89	2003	JPN	6s1	Masato Naito	13.73	2001
SMR	13h3	Matteo Zafferani	9:32.08	1999		6s2	Masato Naito	13.68	2003
SUI	13	Christian Belz	8:31.43	2001		6s3	Masato Naito	13.58	2007
SWE	4	Mustafa Mohamed	8:19.82	2007		6s2	Tasuku Tanonaka	13.62	2007
TCH	10h1	Jiří Švec (CZE)	8:41.08	1991	KAZ	6h1	Andrey Sklyarenko	14.02	2001
TOG	12h2	Akesso Tchaka	9:44.41	1999	KOR	6h1	Lee Jeong-Jun	13.83	2009
TUN	5h2	Féthi Baccouche	8:22.75	1987	KSA	8s3	Mubarak Ata Mubarak	13.98	2001
TUR	8	Hali Akkaş	8:22.95	2007	KUW	7h4	Zeiad Al Kheder	14.48	1991
UAE	13h1	Ali Jassimi	8:51.73	1999	LAO	8h2	Anousone Xaysa	16.21	2013
UGA	6	Jacob Araptany	8:18.67	2011	LAT	6	Igor Kazanov	13.38	1993
UKR	8h3	Vadym Slobodenyuk	8:28.64	2003	LBR	6h5	Sultan Tucker	13.92	2001
URS	9h3	Valeriy Vandyak (UKR)	8:30.43	1987	LIB	8h4	Ahmad Hazer	14.74	2009
URU	12	Ricardo Vera	8:29.00	1993		8h1	Ahmed Hazer	14.42	2011
USA	4	Brian Diemer	8:14.46	1987	MAC	8h3	long Kim Fai	15.35	2011
VEN	6h2	José Peña	8:24.88	2013	MAD	7s2	Joseph-Berlioz Randriamihaja	13.77	2001
ZAM	10h2	Godfrey Siamusiye	8:37.41	1995	MAR	7h1	Mustapha Sdad	14.38	1993
					MAS	6h3	Muhd Faiz Mohammad	14.17	2003
					MDA	6h1	Aleksandr Yenko	13.97	1995
					MKD	7h3	Robert Kosev	14.78	1993
					MRI	7h3	Judex Lefou	14.35	1987
					MYA	8h4	Min Min Tun	15.58	1997
					NED	5s1	Robin Korving	13.51	1997
						5s3	Gregory Sedoc	13.58	2007
						5s2	Gregory Sedoc	13.45	2009
					NGR	5s1	William Erese	13.70	2003
					NOR	8q2	Gaute Gundersen	13.91	1997
					NZL	7h1	Tim Soper	14.28	1983
					PAN	7h2	Sadros Sánchez	14.34	2001
					PER	7h2	Jorge McFarlane	13.93	2013
					POL	DNS/final	Artur Kohutek	-	1997
					POR	6h4	João Lima	14.41	1987
					PUR	6h4	Mickey Soto	13.92	1993
						6h3	Héctor Cotto	13.60	2011
					PYF	7h1	Hendrey Ah-Tchoy	16.34	2001
					QAT	6h3	Mohammed Aissa Al-Thawadi	13.67	2007
					ROU	3s2	Gheorghe Boroi	13.54	1993
					RSA	8	Shaun Bownes	13.84	2001
					RUS	3	Sergey Shubenkov	13.24	2013
					SAM	5h5	Kuripitone Betham	16.24	2003
					SIN	8h2	Abdul Hakeem Abdul Halim	14.94	2007
						8h6	Abdul Halim Abdul Hakeem	14.63	2009
					SLO	6h4	Damjan Zlatnar	13.97	2001
					SRI	8h2	Maresh Perera	14.64	1995
					STP	7h4	Arlindo Pinheiro	15.74	1999
						7h1	Arlindo Pinheiro	15.10	2003
					SUD	7h1	Todd Matthews Jouda	15.43	2005
					SUI	4h1	Ivan Bitzi	14.26	2005
					SVK	3	Igor Kováč	13.18	1997
					SWE	5	Robert Kronberg	13.51	2001
					TCH	6s1	Igor Kováč (SVK)	13.89	1991
					THA	8h6	Suphan Wongsriphuck	15.05	2005
					TKM	8h2	Baimurad Achirmuradov	15.52	2005
					TPE	5h4	Wu Ching-Chin	14.24	1983
					TTO	4s1	Mikel Thomas	13.46	2013
					TUR	DNF/h1	Ruhan İşim	-	1991
					UAE	7h6	Omar Abdullah Al-Rawahi	19.01	2001
					UKR	6	Sergey Demidyyuk	13.22	2007
					URS	5	Igor Kazanov (LAT)	13.48	1987
					USA	1	Greg Foster	13.42	1983
						1	Greg Foster	13.21	1987
						1	Greg Foster	13.06	1991
110 Metres Hurdles									
ALG	7h4	Othmane Hadj Lazib	13.63	2011					
	7h3	Othmane Hadj Lazib	14.51	2013					
AUS	5	Kyle Vander-Kuyp	13.30	1995					
AUT	4s1	Elmar Lichtenegger	13.42	2001					
BAH	4s3	Shamar Sands	13.47	2009					
BAR	1	Ryan Brathwaite	13.14	2009					
BEL	8	Jonathan Nsenga	13.54	1999					
BLR	6s2	Maksim Lynsha	13.46	2009					
BRA	5	Marcio de Souza	13.48	2003					
BUL	7	Venizislav Radev	13.73	1983					
CAM	7h3	San Chay Kim	16.26	1983					
CAN	4	Mark McKoy	13.56	1983					
	4	Mark McKoy	13.30	1991					
CAY	6s2	Ronald Forbes	13.67	2011					
CGO	8h5	Julien Mvoutoukoulou	15.41	2005					
CHI	8h3	Arturo Rodriguez	14.11	1995					
CHN	1	Liu Xiang	12.95	2007					
COL	5s1	Paulo Villar	13.44	2009					
CPV	6h3	Henry Andrade	14.64	1993					
CRC	DNS/h2	Alex Foster	-	1993					
CUB	2	Anier García	13.07	1999					
	2	Anier García	13.07	2001					
CYP	8h6	Pródromos Katsantonis	14.28	1995					
CZE	6	Petr Svoboda	13.38	2009					
DEN	7h1	Erik Jensen	14.05	1987					
DOM	7s1	Modesto Castillo	14.23	1983					
ECU	6s3	Jackson Quiñónez	13.72	2003					
EGY	7h6	Mohamed Saad Abdelaziz	14.38	1993					
ESA	8h1	Mauricio Carranza	15.67	1987					
ESP	6	Carlos Sala	13.55	1987					
EST	8h1	Tarmo Jallai	14.16	2007					
FIJ	8q1	Jovesa Naivalu	14.04	1997					
FIN	2	Arto Bryggare	13.46	1983					
FRA	1	Ladji Doucouré	13.07	2005					
GAB	7h4	Jean-Daniel Ololo	14.93	1983					
GBR	1	Colin Jackson	12.91	1993					
	1	Colin Jackson	13.04	1999					
GEO	6h3	David Ilariani	14.08	2001					
	6h2	David Ilariani	13.89	2003					
GER	4	Florian Schwarhoff	13.20	1997					
GRE	4h2	Konstadinos Douvalidis	13.59	2011					
HAI	3	Dudley Dorival	13.25	2001					
HKG	8h4	Tang Hon Sing	14.83	2005					

COUNTRY	POSITION	NAME	MARK	YEAR	COUNTRY	POSITION	NAME	MARK	YEAR
(USA)	1	Allen Johnson	13.00	1995	MEX	5h2	Juan Vallin	50.90	1993
	1	Allen Johnson	12.93	1997		5h1	Juan Vallin	51.96	1995
	1	Allen Johnson	13.04	2001	MLI	7s3	Ibrahim Maïga	51.24	2007
	1	Allen Johnson	13.12	2003	MOZ	5h2	Kurt Couto	50.06	2007
	1	Jason Richardson	13.16	2011		5h5	Kurt Couto	49.86	2011
	1	David Oliver	13.00	2013	MRI	7h5	Antonio Vieillesse	51.02	2011
YUG	7h4	Slavoljub Nikolić (SRB)	14.26	1997	NAM	6h4	Willie Smith	51.12	1997
VEN	7h5	Elvis Cedenó	13.85	1991	NEP	7h7	Asha Ram Chaudhari	53.87	1999
VIE	5h1	Nguyen Van Loi	14.74	1991	NGR	6	Henry Amike	48.63	1987
400 Metres Hurdles					NOR	5h5	Petter Hesselberg	51.67	1983
ALB	8h6	Ilir Xhanari	52.61	1995	PAK	7h2	Ghulam Abbas	52.83	1991
ALG	6h3	Nabil Selmi	50.45	1997		7h6	Muhammed Amin	52.22	1995
	6h2	Miloud Rahmani	50.79	2013	PAN	7	Bayano Kamani	50.18	2005
AUS	5s3	Rohan Robinson	49.36	1993	PHI	7h4	Eric Cray	52.45	2013
AUT	4h3	Thomas Futterknecht	50.68	1983	PNG	6h1	Paiva Bogela	54.68	1983
BAH	8s3	Jeffery Gibson	50.51	2013		6h5	Ivan Wakit	52.55	1999
BAR	6h7	Victor Houston	50.57	1999		6h3	Mowen Boino	51.82	2001
BEL	6s2	Marc Dollendorf	49.93	1993		6h4	Mowen Boino	52.45	2007
BEN	DNS/h3	Jean-Claude Yekpe	-	1993		6h4	Mowen Boino	51.49	2013
BIZ	5s3	Jonathon Williams	49.77	2007	POL	3	Marek Plawgo	48.12	2007
BLR	6h6	Ihar Kurochkin	51.45	1993	POR	5s2	Edivaldo Monteiro	49.31	2007
BRA	4	Eronilde de Araújo	48.13	1999	PUR	2	Javier Culson	48.09	2009
BRN	5s1	Ahmed Hamada	50.04	1983		2	Javier Culson	48.44	2011
BUL	6s2	Toma Tomov	49.11	1987	QAT	7	Mubarak Al-Nubi	52.64	2003
CAN	DNF/final	Adam Kunkel	-	2007	RSA	2	Llewellyn Herbert	47.86	1997
CHI	5h7	Carlos Zbinden	50.42	1997	RUS	4	Ruslan Mashchenko	48.83	1995
CHN	8s2	Meng Yan	49.70	2007	SEN	5	Amadou Dia Bâ	48.37	1987
COM	7h2	Maoulida Darouche	53.28	2013	SKN	7h5	Livingstone Roach	53.38	1993
CRC	7h2	Alex Foster	53.13	1993	SLE	DNS/h2	Prince Dowai	-	1987
CRO	4h4	Darko Juričić	49.96	1999	SLO	8s3	Miro Kocuvan	49.71	1993
CUB	4	Omar Cisneros	48.12	2013	SRB	3	Emir Bekrić	48.05	2013
CYP	7h1	Costas Pochanis	50.77	1993	SRI	6h1	Arijan Ratnayake	51.28	2001
CZE	7	Jiří Muzík	49.07	2001	STP	DNS/h1	Raimondo Lima	-	1987
DOM	1	Felix Sánchez	47.49	2001	SUI	3	Marcel Schelbert	48.13	1999
	1	Felix Sánchez	47.25	2003	SVK	4h4	Jozef Kucej	50.00	1995
EGY	6h4	Ahmed Ghanem	50.98	1991	SWE	4	Sven Nylander	49.06	1983
ESA	6h6	Roberto Córtez	53.61	2001		4	Sven Nylander	48.37	1987
ESP	8	José Alonso	49.46	1987	SYR	5h7	Zid Abou Hamed	49.96	1993
EST	6s3	Rasmus Mägi	49.42	2013	TCH	4h2	Vladislav Pecen (CZE)	50.86	1983
FIN	7s2	Ari-Pekka Lattu	49.81	2005	TGA	6h5	Aleki Toetu'u Sapoi	56.06	2005
FRA	1	Stéphane Diagana	47.70	1997	THA	7h7	Chanond Keanchan	51.37	1993
GBR	1	David Greene	48.26	2011	TPE	8h2	Chen Tien-Wen	51.42	2003
GER	2	Harald Schmid (FRG)	48.61	1983	TTO	1	Jehue Gordon	47.69	2013
GRE	3	Periklis Iakovákis	48.24	2003	TUN	5h5	Fadhel Khayatti	50.60	1993
GUA	6h1	Allan Ayala	52.26	2007	UAE	7h3	Abdullah Sabt	51.51	1997
HON	7h4	Francisco Flores	53.79	1993	UGA	6h2	Peter Rwamuhanda	50.99	1983
	7h1	Jonni Lowe	52.66	2007	UKR	6	Oleg Tverdokhlebo	48.71	1993
HUN	4s3	Dusan Kovács	48.45	1997	URS	3	Aleksandr Kharlov (UZB)	49.03	1983
IND	7s1	Joseph Abraham	49.51	2007	URU	5s2	Andrés Silva	49.63	2011
IRL	5h1	Tom McGuirk	49.93	1997	USA	1	Edwin Moses	47.50	1983
ISR	5h4	Aleksey Bazarov	50.08	1993		1	Edwin Moses	47.46	1987
ITA	1	Fabrizio Mori	47.72	1999		1	Kevin Young	47.18	1993
JAM	2	Winthrop Graham	47.74	1991		1	Derrick Adkins	47.98	1995
JPN	3	Dai Tamesue	47.89	2001		1	Bershawn Jackson	47.30	2005
	3	Dai Tamesue	48.10	2005		1	Kerron Clement	47.61	2007
KAZ	4s2	Yevgeniy Meleshenko	48.84	2003		1	Kerron Clement	47.91	2009
	4s2	Yevgeniy Meleshenko	49.22	2005	VEN	6h3	Antonio Smith	50.59	1991
KEN	5	Erick Keter	48.40	1993	YUG	5h3	Sinisa Pesa (SRB)	50.40	1999
KGZ	7h3	Aleksey Pogorelov	53.44	2005	ZAM	1	Samuel Matete	47.64	1991
KOR	7h3	Lee Seung-Yun	52.98	2011	ZIM	6	Ken Harnden	48.89	1995
KSA	4	Hadi Al-Somaily	47.99	2001	High Jump				
KUW	5h4	Jasem Al-Dowaila	50.97	1987	ALG	=9	Abderahmane Hammad	2.20	2001
LAT	5h5	Egils Tebelis	50.42	1997	ANT	38q	James Grayman	2.14	2007
LBR	5h4	O'Neil Wright	50.90	2005	ARG	NH/q	Fernando Moreno	-	1991
LUX	DNF/h2	Jacques Frisch	-	2013	AUS	3	Tim Forsyth	2.35	1997
MAD	7s1	Yvon Rakotoarimandry	49.81	2001	AUT	=25q	Wolfgang Tschirk	2.15	1983
MAR	4s3	Mustapha Sdad	49.14	2001		25q	Markus Einberger	2.18	1987
MDA	7s3	Vadim Zadoynov	50.07	1997	BAH	1	Troy Kemp	2.37	1995

COUNTRY	POSITION	NAME	MARK	YEAR	COUNTRY	POSITION	NAME	MARK	YEAR
(URS)	1	Sergey Bubka (UKR)	5.95	1991	LBA	29q	Mohamed Abusalem Bishty	6.76	1983
USA	1	Brad Walker	5.86	2007	LTU	18q	Povilas Mykoliaitis	7.64	2005
UZB	20q	Leonid Andreyev	5.55	2009	MAR	4	Yahya Berrabah	8.23	2011
Long Jump					MEX	3	Luis Rivera	8.27	2013
AHO	36q	Ellsworth Manuel	2.38	1995	MNT	33q	Wilbert Lee	6.61	1987
ALB	24q	Izmir Smajlaj	7.55	2013	MRI	13q	Arnaud Casquette	7.93	2007
ALG	11	Issam Nima	7.73	2005	NAM	21q	Stephan Louw	7.62	2001
ANG	NM/q	António Santos	-	1987	NED	2	Ignisious Gaisah	8.29	2013
ANT	15q	Lester Benjamin	7.81	1983	NGR	8	Yusuf Alli	7.89	1983
ARM	11	Robert Emmiyan	7.77	1995	NZL	17q	Stephen Walsh	7.75	1983
ARU	28q	Quincy Bree	7.10	2013	OMA	30q	Shauki Al-Marhubi	6.20	1983
AUS	2	Mitchell Watt	8.33	2011	PAK	34q	Banaras Khan	7.43	1993
AUT	20q	Andreas Steiner	7.87	1987	PAN	1	Irving Saladino	8.57	2007
BAH	8	Osbourne Moxey	7.93	2003	PER	26q	Jorge McFarlane	7.66	2011
BEL	11	Erik Nys	7.83	1999	PHI	NM/q	Henry Dagmil	-	2009
BEN	32q	Billiaminou Alao	7.35	1995	POL	9	Grzegorz Marciniszyn	7.92	2001
BER	13q	Tyrone Smith	7.89	2013	POR	3	Carlos Calado	8.21	2001
BIZ	31q	Elston Shaw	7.21	1997	PUR	14q	Elmer Williams	7.86	1993
BLR	6	Aleksandr Glavatskiy	8.03	1997	QAT	11	Abdulahman Al-Nubi	7.63	2001
BOT	7	Gable Garenamotse	8.06	2009	ROU	5	Bogdan Tudor	8.06	1991
BRA	5	Nelson Ferreira	8.04	1997	ROU	5	Bogdan Tudor	8.01	1995
	5	Mauro da Silva	8.24	2013	RSA	2	Khotso Mokoena	8.47	2009
BUL	5	Ivaylo Mladenov	8.00	1993	RUS	1	Aleksandr Menkov	8.56	2013
BUR	10	Franck Zio	7.87	1995	SEN	7	Cheikh Tidane Touré	7.98	1997
CAN	13q	Richard Duncan	7.79	2001		7	Ndiss Kaba Badji	8.01	2007
CAY	5	Kareem Streete-Thompson	8.10	2001	SLO	3	Gregor Cankar	8.36	1999
CHN	6	Huang Le	8.01	1999	SUD	39q	Khalid Ahmed Mousa	6.58	1991
CMR	22q	Frederic Ebong-Salle	7.60	1987	SUI	21q	Rene Gloor	7.68	1983
COK	33q	Harmon Harmon	6.40	2003	SWE	19q	Michel Tornéus	7.75	2013
CRO	14q	Siniša Ergotić	7.87	2003	SWZ	32q	Victor Shabangu	7.18	1997
CUB	1	Iván Pedroso	8.70	1995	TCH	10	Jan Leitner (CZE)	7.84	1983
	1	Iván Pedroso	8.42	1997	TGA	43q	Olive Fifita	6.86	1993
	1	Iván Pedroso	8.56	1999	TKM	25q	Vladimir Malyavin	7.66	1993
	1	Iván Pedroso	8.40	2001	TOG	27q	Bilanday Bodjona	7.15	1983
CZE	11	Milan Gombala	7.69	1993	TPE	13	Lee Bou-Chai	7.57	1983
DEN	28q	Morten Jensen	7.53	2007	TTO	27q	Wendel Williams	7.63	1993
DMA	28q	Jerome Romain	7.62	1993	TUR	14q	Mesut Yavaş	7.76	2001
DOM	25q	Wilfredo Almonte	7.38	1983	UAE	36q	Musabab Al-Saeed	7.41	1993
ECU	=39q	Hugo Chila	7.54	2009	UKR	3	Vitaliy Kirilenko	8.15	1993
EGY	13q	Hatem Mersal	7.90	1999	URS	2	Robert Emmiyan (ARM)	8.53	1987
ESP	2	Yago Lamela	8.40	1999	USA	1	Carl Lewis	8.55	1983
FIJ	22q	Eroni Tuivanuavou	7.17	2005		1	Carl Lewis	8.67	1987
FIN	3	Tommi Evilä	8.25	2005		1	Mike Powell	8.95	1991
FRA	5	Salim Sdiri	8.21	2005		1	Mike Powell	8.59	1993
GAB	36q	François Reteno	7.15	1991		1	Dwight Phillips	8.32	2003
GAM	37q	Momodou Gai Pa	2.17	1995		1	Dwight Phillips	8.60	2005
GBR	5	Greg Rutherford	8.17	2009		1	Dwight Phillips	8.54	2009
GER	4	Dietmar Haaf	8.22	1991		1	Dwight Phillips	8.45	2011
	4	Georg Ackermann	8.14	1995	UZB	28q	Konstantin Sarnatskiy	7.52	1995
GHA	2	Ignisious Gaisah	8.34	2005	VEN	25q	Victor Castillo	7.71	2003
GRE	6	Kostás Koukoudimos	8.00	1995	VIN	NM/q	Clayton Latham	-	2009
GRN	30q	Jeffrey Neptune	7.11	1987	ZIM	3	Ngonidzashé Makusha	8.29	2011
HKG	26q	Chan Ka-Chiu	7.31	1983	YUG	5	Nenad Stekić (SRB)	8.09	1983
HUN	4	László Szalma	8.12	1983	Triple Jump				
IND	26q	Sanjay Kumar Rai	7.24	2001	ALG	20q	Lotfi Khaïda	16.54	1991
IRL	10	Ciaran McDonagh	7.90	1999	AND	32q	Xavier Montané	15.04	1995
ISL	30q	Kristinn Tófason	7.17	2011	ARG	26q	Maximiliano Díaz	15.91	2011
ISR	42q	Yochai Halevi	7.42	2009	ARM	12	Armen Martirosyan	16.70	1997
ITA	2	Andrew Howe	8.47	2007	AUS	4	Andrew Murphy	17.32	1999
IVB	30q	Keita Cline	7.23	1997	AZE	21q	Sergey Bochkov	16.19	2001
JAM	2	James Beckford	8.30	1995	BAH	3	Leevan Sands	17.26	2003
	2	James Beckford	8.28	2003	BEL	14q	Didier Falise	16.51	1987
JOR	28q	Adnan Abu Laoui	7.12	1983	BER	2	Brian Wellman	17.62	1995
JPN	9	Masaki Morinaga	7.86	1997	BIZ	36q	Linford Castillo	13.93	1991
KAZ	26q	Konstantin Saffronov	7.47	2013	BLR	11	Aleksandr Glavatskiy	16.40	2003
KEN	21q	James Sabulei	7.86	1991	BOT	38q	Gable Garenamotse	15.53	1999
KOR	DNS/final	Kim Deok-Hyeon	-	2011	BRA	2	Jadel Gregório	17.59	2007
KSA	5	Hussein Al-Sabaa	8.10	2003					

COUNTRY	POSITION	NAME	MARK	YEAR	COUNTRY	POSITION	NAME	MARK	YEAR
BRN	37q	Mohamed Yusuf Salman	16.05	2009	SYR	DNS/q	Mohamad Hazouri	-	2007
BUL	1	Khristo Markov	17.92	1987	TCH	5	Vlastimil Marinec (CZE)	17.13	1983
BUR	22q	Olivier Sanou	16.23	2003	TGA	NM/q	Olive Fifita	-	1993
CAN	17q	Edrick Floréal	16.68	1991	TUN	24q	Mohamed Sassi	16.26	1995
CAY	31q	Edward Manderson	15.50	1995	UKR	9	Viktor Yastrebov	16.90	2005
CHN	6	Li Yanxi	17.23	2009	URS	2	Leonid Voloshin (RUS)	17.75	1991
CMR	21q	Hugo Mamba	16.63	2009	USA	1	Kenny Harrison	17.78	1991
	21q	Hugo Mamba	16.15	2011		1	Mike Conley	17.86	1993
CUB	1	Yoelbi Quesada	17.85	1997		1	Walter Davis	17.57	2005
CYP	27q	Marios Hadjiandreou	16.04	1991		1	Christian Taylor	17.96	2011
CZE	8	Jiří Kuntoš	17.00	1999	UZB	20q	Vasily Sokov	16.26	2001
DEN	12	Anders Möller	16.16	2005	VEN	26q	José Salazar	15.76	1987
DMA	3	Jerome Romain	17.59	1995	VIE	42q	Nguyen Van Hung	15.56	2009
ECU	20q	Hugo Chila	16.70	2009	YUG	20q	Đorđe Kožul (CRO)	16.37	1987
ESP	14q	Raúl Chapado	16.80	1997	ZIM	16q	Ndabezinhle Mdhlongwa	16.53	1995
EST	38q	Lauri Leis	15.98	2009					
FIN	10	Johan Meriluoto	16.54	2001					
FRA	1	Teddy Tamgho	18.04	2013	Shot Put				
GAB	35q	François Reteno	14.43	1991	ALB	34q	Adriatik Hoxha	15.89	2009
GBR	1	Jonathan Edwards	18.29	1995	ARG	7	Germán Lauro	20.40	2013
	1	Jonathan Edwards	17.92	2001	ASA	29q	Oakland Salavea	12.80	1995
	1	Phillips Idowu	17.73	2009	AUS	4	Justin Anlezark	20.61	2003
GER	1	Charles Friedek	17.59	1999	AUT	7	Klaus Bodenmüller	20.41	1987
GHA	8	Andrew Owusu	17.11	1997	BIH	8	Hamza Alic	20.00	2009
	8	Andrew Owusu	16.86	2003	BLR	1	Andrey Mikhnevich	21.69	2003
GRE	7	Hristos Melétoglou	17.12	1997	BRU	20q	Lim Chee Wee	13.49	1991
	7	Hristos Melétoglou	16.92	2003	BUL	8	Georgi Ivanov	20.39	2013
GRN	18q	Randy Lewis	16.73	2009	CAN	2	Dylan Armstrong	21.64	2011
HAI	11	Samyr Laine	16.09	2013	CHI	6	Gert Weil	19.95	1993
HON	33q	Daniel Flores	14.92	1995	CRO	19q	Stevimir Ercegovic	19.00	1997
HUN	7	Béla Bakosi	16.83	1983	CUB	11	Carlos Véliz	19.70	2011
IND	13q	Renjith Maheswary	16.63	2013	CYP	26q	Mihalis Louka	18.54	1999
IRQ	NM/q	Moujhed Jabbar	-	1997	CZE	5	Ladislav Prásl	20.98	2013
ISR	11	Rogel Nachum	16.69	1995	DEN	5	Joachim B. Olsen	20.73	2005
ITA	5	Paolo Camossi	17.29	1999	EGY	19q	Ahmed Kamel Shatta	16.73	1983
JAM	6	James Beckford	17.13	1995	ESA	31q	Jaime Comandari	14.97	1993
JOR	25q	Adnan abu Laoui	13.53	1983	ESP	4	Manuel Martínez	20.91	2001
JPN	11	Norifumi Yamashita	16.26	1991	EST	14q	Taavi Peetre	19.91	2009
KAZ	12	Sergey Arzamasov	16.68	1995	FIN	2	Mika Halvari	20.93	1995
KEN	15q	Jacob Katonon	16.55	1995	FRA	15q	Luc Viudes	18.43	1991
KOR	9	Kim Duk-Hyun	16.71	2007		15q	Yves Niaré	19.62	2007
KSA	23q	Salem Mouled Al-Ahmadi	14.66	2003	GBR	10	Paul Edwards	18.91	1991
KUW	35q	Marsouq Abdallah	16.04	1993		10	Carl Myerscough	19.67	2005
LAT	10	Maris Bruziks	16.80	1995		10	Carl Myerscough	18.42	2009
LTU	20q	Andrius Raizgis	16.40	1995	GEO	27q	Merab Kurashvili	18.18	1993
MAC	43q	Si Kuan Wong	14.78	2009	GER	1	David Storl	21.78	2011
MAD	21q	Toussaint Rabenala	16.81	1993		1	David Storl	21.73	2013
MAR	18q	Tarik Bougtaib	16.38	2005	GRE	17q	Dimitrios Koutsoukis	19.05	1987
MAS	NM/q	Mohamed Zaki Sadri	-	1987	HUN	13q	Lajos Kürthy	20.02	2011
MDA	39q	Vladimir Letnicov	15.88	2009	IND	20q	Navpreet Singh	19.35	2007
MNT	24q	Oswald Philip	13.96	1983	IRI	23q	Amin Nikifar	19.18	2011
MOZ	31q	Paulo Francisco Noronha	14.62	1987	IRL	30q	Paul Quirke	17.05	1993
MRI	20q	Jonathan Drack	15.54	2013	ISL	14q	Pétur Gudmundsson	18.51	1991
NGR	3	Ajayi Agbebaku	17.18	1983	ITA	2	Alessandro Andrei	21.88	1987
NOR	19q	Ketil Hanstveit	16.59	1999	JAM	NM/final	Dorian Scott		2007
PAK	42q	Banaras Khan	15.46	1993	JPN	34q	Satoshi Hatase	17.71	2007
POL	1	Zdzisław Hoffmann	17.42	1983	KAZ	16q	Sergey Rubtsov	18.81	1995
POR	1	Nelson Évora	17.74	2007	KOR	26q	Hwang In-Sung	17.75	2011
PUR	13q	Allen Simms	16.63	2005	KSA	12q	Sultan Al-Hebsi	20.04	2009
ROU	3	Marian Oprea	17.40	2005	LAT	15q	Māris Urtāns	19.89	2009
RSA	NM/q	Tumerlo Thagane	-	2011	LTU	10	Saulius Kleiza	19.01	1999
RUS	2	Leonid Voloshin	17.65	1993	MDA	27q	Ivan Yemelyanov	18.06	2001
SEN	21q	Mamadou Diallo	15.67	1983	MGL	32q	Makhashiri Dashdende	14.87	1993
SEY	29q	Paul Nioze	15.71	1995	NED	2	Rutger Smith	21.29	2005
SUD	DNS/q	Khalid Ahmed Mousa	-	1991	NGR	=25q	Chima Ugwu	18.19	1993
SUI	8	Alexander Martínez	16.85	2007	NMI	32q	Fa'ae Talealemotu	13.96	1997
SUR	29q	Edward Cruden	15.32	1987	NOR	2	Lars Arvid Nilsen	20.75	1991
SVK	10	Dmitrij Valukevič	16.79	2005	NZL	16q	Courtney Ireland	19.08	1993
SWE	1	Christian Olsson	17.72	2003	POL	1	Edward Sarul	21.39	1983
					POR	5	Marco Fortes	20.83	2011

COUNTRY	POSITION	NAME	MARK	YEAR	COUNTRY	POSITION	NAME	MARK	YEAR
GER	1	Heinz Weis	81.78	1997	CZE	1	Jan Železný	85.98	1993
	1	Karsten Kobs	80.24	1999		1	Jan Železný	89.58	1995
GRE	6	Hristos Polyhroniού	78.31	1999		1	Jan Železný	92.80	2001
HON	41q	Enrique Reina	47.92	1997		1	Vitezslav Vesely	87.17	2013
HUN	2	Zsolt Németh	79.05	1999	DEN	22q	Kenneth Petersen	74.22	1995
	2	Adrián Annus	80.36	2003	EGY	7	Ihab Abdel Rahman	80.94	2013
	2	Krisztián Pars	81.18	2011	ESA	36q	Fernando Palomo	62.90	1995
	2	Krisztián Pars	80.30	2013	ESP	39q	Julian Sotelo	65.74	1991
IRI	31q	Kaveh Mousavi	68.01	2011	EST	1	Andrus Värnik	87.17	2005
IRL	25q	Garrett Halpin	63.68	1987	FIJ	22q	Leslie Copeland	76.57	2011
ISL	31q	Berguer Ingi Petursson	68.62	2009	FIN	1	Seppo Rätý	83.54	1987
ITA	4	Nicola Vizzoni	80.13	2001		1	Kimmo Kinnunen	90.82	1991
JPN	1	Koji Murofushi	81.24	2011		1	Aki Parviainen	89.52	1999
KGZ	37q	Nikolay Davydov	66.87	1999		1	Tero Pitkämäki	90.33	2007
KOR	29q	Lee Yun-Chol	68.98	2011	FRA	10	Pascal LeFèvre	77.14	1987
KUW	12	Ali Mohamed Al-Zinkawi	76.04	2007	GBR	2	Steve Backley	86.30	1995
LAT	14q	Igors Sokolovs	73.92	2007		2	Steve Backley	86.80	1997
MDA	22q	Roman Rozna	71.52	2005	GEO	40q	Amrosi Matiasvili	69.54	1993
MEX	24q	Guillermo Guzmán	66.80	1991	GER	1	Detlef Michel (GDR)	89.48	1983
NFI	40q	Brentt Jones	50.52	1995		1	Matthias De Zordo	86.27	2011
	40q	Brentt Jones	53.04	1997	GRE	2	Kostas Gatsioudis	89.18	1999
NOR	21q	Richard Olsen	68.58	1983	GRN	18q	Trevor Modeste	51.84	1983
NZL	21q	Angus Cooper	68.48	1991	HUN	15q	Csongor Olteán	78.46	2009
PER	39q	Eduardo Acuña	60.14	1997	INA	35q	Frederico Mahuse	68.18	1995
PHI	41q	Agustin Jarina	49.98	1995	IRL	10	Terry McHugh	76.22	1993
POL	1	Szymon Ziółkowski	83.38	2001	ISL	6	Sigurdur Einarrson	82.60	1991
	1	Paweł Fajdek	81.97	2013	ISR	10	Vadim Bavikin	77.18	1991
POR	33q	Vitor Costa	69.28	1999	ITA	23q	Francesco Pignata	72.17	2005
QAT	26q	Ashraf Amgad El Seify	69.70	2013	JPN	3	Yukifumi Murakami	82.97	2009
ROU	23q	Cosmin Sorescu	71.49	2007	KEN	4	Julius Yego	85.40	2013
RSA	13q	Chris Harmse	74.37	2005	KOR	18q	Park Jae-Myong	78.16	2009
RUS	3	Vasilij Sidorenko	80.76	1997	KSA	27q	Ali Al-Jadani	72.19	1999
	3	Ilya Kononov	80.27	2001	LAT	4	Vadims Vasiļevskis	85.19	2007
	3	Aleksey Zagornyi	78.09	2009		4	Vadims Vasiļevskis	82.37	2009
SIN	27q	James Wong	46.04	1991	LTU	11	Tomas Intas	70.11	2005
SLO	1	Primož Kozmus	80.84	2009	MEX	25q	Juan de la Garza	73.36	1987
SUI	25q	Patric Suter	68.54	2005	MKD	30q	Dejan Angelovski	58.23	2005
SVK	3	Libor Charfreitag	81.60	2007	NCA	38q	Rigoberto Calderon	67.92	1997
SWE	13q	Tore Gustafsson	74.44	1995	NGR	34q	Pius Bazighe	69.64	1997
TCH	14q	František Vrba (CZE)	71.72	1983	NOR	1	Andreas Thorkildsen	89.59	2009
TJK	1	Andrey Abduvaliyev	81.64	1993	NZL	4	Gavin Lovegrove	84.24	1991
	1	Andrey Abduvaliyev	81.56	1995	PAR	17q	Victor Fatecha	79.03	2013
TKM	33q	Amanmurad Hommadov	57.39	2009	PHI	37q	Romeo Montanes	58.38	1987
TUR	11	Eşref Apak	76.59	2007	POL	7	Igor Janik	83.38	2007
UKR	2	Andrey Skvaruk	81.46	1997	RSA	1	Marius Corbett	88.40	1997
URS	1	Sergey Litvinov (RUS)	82.68	1983	RUS	1	Sergey Makarov	85.44	2003
	1	Sergey Litvinov (RUS)	83.06	1987	SAM	31q	Shaka Sola	41.18	2005
	1	Yuriy Sedykh (RUS)	81.70	1991	SEN	33q	Bouna Diop	69.66	1997
USA	5	Lance Deal	78.66	1995	SLO	31q	Matija Kranjc	73.17	2011
UZB	15q	Andrey Abduvaliyev	74.96	1997	SUI	15q	Stefan Müller	76.30	2005
	15q	Andrey Abduvaliyev	75.12	1999	SVK	19q	Marian Bokor	74.81	2005
					SWE	5	Dag Wennlund	82.04	1995
					SYR	20q	Firas Al-Mohammed	72.63	2005
Javelin Throw					TAN	15q	Zakayo Malekwa	79.92	1983
ARG	26q	Pablo Pietrobelli	74.81	2007	TCH	3	Jan Železný (CZE)	82.20	1987
ARM	32q	Melik Janoyan	74.74	2009	TTO	18q	Keshorn Walcott	78.78	2013
ASA	37q	Frederick Morgan	66.98	1991	TUN	35q	Tarak Chaabani	64.66	1987
AUS	7	Jarrod Bannister	82.25	2011	TUR	5	Fatih Avan	83.34	2011
AUT	10	Gregor Högler	81.56	1997	UGA	29q	Justin Arop	71.76	1987
BEL	23q	Tom Goyvaerts	77.37	2009	UKR	6	Roman Avramenko	82.51	2011
BLR	7	Vladimir Sasimovich	78.70	1993	URS	2	Viktor Yevsyukov (KAZ)	82.52	1987
BRA	25q	Alexon Maximiano	75.15	2007	USA	2	Tom Petranoff	85.60	1983
BUL	21q	Emil Zvetanov	75.48	1987	UZB	11	Ivan Zaytsev	78.33	2013
CAN	12	Scott Russell	68.59	2005	YUG	17q	Sejad Krdžalić (SRB)	75.94	1987
CAY	46q	Ryan Haylock	56.76	1993					
CHI	31q	Rodrigo Zelaya	73.26	1993	Decathlon				
CHN	9	Li Rongxiang	81.80	2001	ALG	10	Larbi Bouraada	8158	2011
COL	27q	Arley Iburgüen	74.02	2011	ARG	DNF	Román Gastaldi	-	2013
CRO	20q	Ivan Mustapić	75.64	1993	AUS	15	Paul Scott	7663	1991
CUB	2	Guillermo Martínez	86.41	2009					

COUNTRY	POSITION	NAME	MARK	YEAR	COUNTRY	POSITION	NAME	MARK	YEAR
AUT	15	Roland Schwarzl	7549	2005	UZB	5	Ramil Ganiyev	8445	1997
BAR	17	Victor Houston	7777	1997	YUG	16	Josko Vlašić (CRO)	7329	1983
BEL	11	Hans van Alphen	8034	2007	20 Kilometres Walk				
BLR	2	Eduard Hämäläinen	8724	1993	ALG	34	Abdelwahab Ferguène	1:35:48	1993
	2	Eduard Hämäläinen	8489	1995	ARG	34	Juan Manuel Cano	1:30:00	2011
BRA	6	Carlos Chinin	8388	2013	AUS	4	Nathan Deakes	1:20:55	2001
CAN	2	Michael Smith	8549	1991	AZE	DNS	Sergey Shildkret	-	1993
CHN	7	Qi Haifeng	8126	2003	BEL	48	Jos Martens	1:34:39	1983
CUB	2	Leonel Suárez	8640	2009	BLR	3	Yevgeniy Misyulya	1:20:48	1995
CZE	1	Tomáš Dvořák	8837	1997		3	Mikhail Khmelitsky	1:22:01	1997
	1	Tomáš Dvořák	8744	1999	BOL	29	Ronald Huayta	1:31:15	2003
	1	Tomáš Dvořák	8902	2001	BRA	6	Sergio Galindo	1:23:52	1993
	17	Lars Warming	7537	1987	BUL	17	Alik Basirev	1:25:49	1983
DEN	1	Roman Šebrle	8676	2007	CAN	8	Guillaume Leblanc	1:22:04	1983
	17	Lars Warming	7529	1991		8	Iñaki Gomez	1:22:21	2013
ESP	8	Antonio Peñalver	8200	1991	CHI	22	Yerko Araya	1:24:42	2013
EST	2	Erki Nool	8815	2001	CHN	2	Wang Hao	1:19:06	2009
FIN	2	Eduard Hämäläinen	8730	1997		2	Chen Ding	1:21:09	2013
FRA	4	Christian Plaziat	8307	1987	COK	55	Uaongo Areal	2:05:13	1983
	4	Sébastien Levicq	8524	1999	COL	3	Luis López	1:20:38	2011
	4	Kevin Mayer	8446	2013	CRC	28	Allan Segura	1:30:53	2003
GBR	1	Daley Thompson	8666	1983	CZE	9	Jiří Malýsa	1:22:42	2001
GER	1	Torsten Voss (GDR)	8680	1987	DEN	23	Claus Jørgensen	1:34:47	1999
GRE	13	Pródromos Korkizoglu	7850	1999	ECU	1	Jefferson Pérez	1:17:21	2003
GRN	DNF	Kurt Felix	-	2013		1	Jefferson Pérez	1:18:35	2005
GUA	17	Angel Diaz	6239	1983		1	Jefferson Pérez	1:22:20	2007
HUN	3	Attila Zsivóczky	8385	2005	ESA	35	Emerson Hernández	1:30:48	2011
IRI	DNF	Hadi Sepehrzd	-	2011	ESP	1	Valenti Massana	1:22:31	1993
IRL	22	Barry Walsh	6632	1993	ETH	38	Shemsu Hassen	1:30:36	1983
ISL	15	Thrainn Hafsteinsson	7356	1983	FIN	10	Reima Salonen	1:24:14	1987
ITA	22	Marco Baffi	6209	1991	FRA	5	Gérard Lelièvre	1:21:37	1983
IVB	18	Paul Hewlett	6474	1987	GBR	9	Ian McCombie	1:23:51	1987
JAM	2	Maurice Smith	8644	2007	GER	4	André Höhne	1:20:00	2005
JPN	14	Munehiro Kaneko	7672	1991	GRE	16	Alexandros Papamihail	1:23:48	2013
KAZ	3	Dmitriy Karpov	8374	2003	GUA	9	Erick Barrondo	1:22:08	2011
	3	Dmitriy Karpov	8586	2007	HON	32	Santiago Fonseca	1:28:44	1987
KOR	17	Kim Kun-Woo	7860	2011		32	Santiago Fonseca	1:38:36	1991
LAT	16	Ronalds Blums	7734	1993	HUN	10	Sándor Urbanik	1:24:40	1993
LTU	DNF	Dariusz Draudvila	-	2011	IND	20	Babubhai Panucha	1:23:06	2009
MAD	DNF	Kamé Ali	-	2013	IRI	DQ	Ebrahim Rahimian	(1:35:46)	2013
NED	5	Eelco Sintnicolaas	8298	2011	IRL	6	Robert Heffernan	1:23:42	2007
	5	Eelco Sintnicolaas	8391	2013	ISR	23	Vladimir Ostrowskiy	1:24:35	1991
NOR	11	Trond Skramstad	7827	1983	ITA	1	Maurizio Damilano	1:20:45	1987
NZL	6	Simon Poelman	8296	1987		1	Maurizio Damilano	1:19:37	1991
	6	Simon Poelman	8267	1991		1	Michele Didoni	1:19:59	1995
PAR	DNF	Claudio Escaruiza	-	1983	JPN	6	Takumi Saito	1:22:09	2013
POL	10	Dariusz Ludwig	7982	1983	KAZ	21	Valeriy Borisov	1:31:38	1999
POR	12	Mario Aníbal	8155	2001	KEN	30	David Kimutai Rotich	1:27:20	2011
RSA	9	Willem Coertzen	8343	2013	KOR	5	Kim Hyun-Sup	1:21:17	2011
RUS	3	Aleksandr Pogorelov	8528	2009	LAT	17	Aigars Fadejevs	1:23:12	2005
SRB	6	Mihail Dudaš	8256	2011	LTU	20	Gintaras Andriuskevičius	1:27:53	2001
SUI	5	Stefan Niklaus	8212	1983	MAS	DQ	Narinder Harbans Singh	-	1997
SWE	7	Henrik Dagård	8150	1999	MDA	12	Viktor Mostóvik	1:24:53	1993
	7	Nicklas Wiberg	8406	2009	MEX	1	Ernesto Canto	1:20:49	1983
TCH	4	Robert Změlík (CZE)	8379	1991		1	Daniel Garcia	1:21:43	1997
TGA	18	Niulolo Pelesikoti	5332	1983	MYA	34	Myint Htay	1:37:08	1995
TPE	DNF	Lee Fu-An	-	1987	NOR	7	Erik Tysse	1:20:38	2009
TUN	11	Hamdi Dhoubi	8023	2005	NZL	27	Scott Nelson	1:30:17	1993
TUR	19	Alper Kasapoğlu	7211	1991	PER	27	Edwin Centeno	1:26:45	2005
UKR	4	Oleksiy Kasyanov	8479	2009	PLE	DQ	Rami Al-Deeb	-	1997
URS	3	Pavel Tarnovetskiy (UKR)	8375	1987		DQ	Rami Al-Deeb	-	2001
USA	1	Dan O'Brien	8812	1991	POL	7	Beniamin Kucinski	1:20:34	2005
	1	Dan O'Brien	8817	1993	POR	4	João Vieira	1:22:05	2013
	1	Dan O'Brien	8695	1995	ROU	19	Silviu Casandra	1:23:46	2005
	1	Tom Pappas	8750	2003	RSA	37	Chris Britz	1:34:02	1997
	1	Bryan Clay	8732	2005	RUS	1	Ilya Markov	1:23:34	1999
	1	Trey Hardee	8790	2009		1	Roman Rasskazov	1:20:31	2001
	1	Trey Hardee	8607	2011		1	Valeriy Borchin	1:18:41	2009
	1	Ashton Eaton	8809	2013		1	Valeriy Borchin	1:18:41	2009

COUNTRY	POSITION	MARK	YEAR	COUNTRY	POSITION	MARK	YEAR		
(RUS)	1	Valeriy Borchin	1:19:56	2011	RUS	1	Sergey Kirdyapkin	3:38:08	2005
	1	Alexander Ivanov	1:20:58	2013		1	Sergey Kirdyapkin	3:38:35	2009
SCG	22	Predrag Filipović (SRB)	1:25:15	2003		1	Sergey Bakulin	3:41:24	2011
SIN	54	Nadarajan Rengasamy	1:51:35	1983	SRB	23	Nenad Filipović	4:12:11	2007
SMR	53	Stefano Casali	1:39:41	1983	SUI	21	Pascal Charrière	4:04:19	1993
SRB	32	Predrag Filipović	1:35:51	2007	SVK	5	Matej Tóth	3:41:07	2013
SUI	51	Alex Florez	1:35:01	2013	SWE	10	Bengt Simonsen	3:57:25	1983
SVK	6	Igor Kollár	1:25:15	1999	TCH	7	Pavel Szikora (SVK)	3:49:44	1987
SWE	17	Jan Staaf	1:25:12	1987	UKR	4	Igor Hlavan	3:40:39	2013
TCH	2	Jozef Pribilinec (CZE)	1:20:59	1983	URS	1	Veniamin Soldatenko (KAZ)	3:54:40	1976
	2	Jozef Pribilinec (CZE)	1:21:07	1987		1	Aleksandr Potashov (BLR)	3:53:09	1991
TUN	3	Hatem Ghoula	1:22:40	2007	USA	3	Curt Clausen	3:50:55	1999
TUR	26	Recep Çelik	1:25:39	2011	VEN	DNF	Yerenman Salazar	-	2013
UKR	6	Ruslan Dmytrenko	1:21:31	2011	YUG	6	Aleksandar Raković (SRB)	3:49:35	1995
URS	2	Mikhail Shchennikov (RUS)	1:19:46	1991					
USA	18	Allen James	1:26:53	1993					
	18	Kevin Eastler	1:22:25	2003					
VEN	31	Carlos Ramones	1:28:40	1987					
50 Kilometres Walk									
AUS	1	Nathan Deakes	3:43:53	2007	AHO	6		38.45	2005
AZE	27	Sergey Shieldkret	4:14:10	1993	AUS	2		38.50	1995
BEL	9	Godfried de Jonckheere	4:07:44	1991	BAR	4h2		38.94	2013
BLR	11	Viktor Ginko	3:53:41	1993	BRA	2		38.26	2003
BOL	25	Eloy Quispe	4:16:21	1995	CAN	1		38.31	1995
BRA	29	Adhemir Domingues	4:19:08	1993		1		37.86	1997
CAN	6	François Lapointe	3:53:57	1983	CHN	7		39.93	1987
CHI	DQ	Edward Araya	-	2013	CIV	5		39.18	2001
CHN	4	Si Tianfeng	3:44:40	2011	CMR	5h2		39.25	1999
COL	17	Hector Moreno	3:59:33	1997		5h4		39.29	2001
CZE	16	Milos Holusa	4:03:20	1999	CYP	DQ/h2		(40.64)	2003
DEN	22	Jacob Sørensen	4:03:21	2001	FIN	7s1		40.02	1983
ECU	11	Andrés Chocho	3:49:32	2011	FRA	1		38.08	2005
ESA	DQ	Emerson Hernández	-	2013	GBR	2		37.77	1993
ESP	1	Jesús Angel Garcia	3:41:41	1993		2		37.73	1999
FIN	1	Valentin Kononen	3:43:42	1995	GER	4	GDR	38.51	1983
FRA	2	Yohan Diniz	3:44:22	2007	GHA	5		38.26	1997
GBR	10	Les Morton	4:09:18	1991	HKG	7h2		39.10	2013
GEO	DNF	Maciej Rosiewicz	-	2013	HUN	5		39.04	1987
GER	1	Ronald Weigel (GDR)	3:43:08	1983	ISR	7s1		39.39	2001
	1	Hartwig Gauder (GDR)	3:40:53	1987	ITA	2		38.37	1983
GRE	11	Theódoros Stamatópoulos	3:58:37	1999	JAM	1		37.31	2009
GUA	12	Julio Martínez	3:57:56	2005		1		37.04	2011
HUN	12	László Sator	3:59:27	1983		1		37.36	2013
IND	33	Basanta Bahadur Rana	3:58:20	2013	JPN	4		38.96	2001
IRL	1	Robert Heffernan	3:37:56	2013		4		38.30	2009
ISR	30	Shaul Ladany	4:33:02	1976	KOR	6h1		39.00	2013
ISV	37	Henry Klein	5:09:04	1976	KSA	6s1		39.04	2001
ITA	1	Ivano Brugnetti	3:47:54	1999	LBR	5h1		40.89	1999
JPN	6	Fumio Imamura	3:50:27	1997		5h4		40.08	2003
	6	Koichiro Morioka	3:46:21	2011	MEX	4h4		39.79	1993
KAZ	9	Sergey Korepanov	3:51:55	1995		4h4		39.66	1995
	9	Sergey Korepanov	3:47:42	2003		4h1		39.93	1997
KGZ	35	Aleksandr Stiglenko	4:31:51	1993	MRI	7s2		39.25	2001
KOR	7	Park Chil-Seong	3:47:13	2011	NED	3		38.87	2003
LAT	4	Aigars Fadejevs	3:46:20	2001	NGR	2		38.07	1997
LTU	12	Donatas Skarnulis	3:59:48	2007	NZL	8s1		39.93	1993
LUX	26	Lucien Faber	4:26:48	1976	OMA	6h3		40.65	2003
MEX	2	Enrique Vera Ibanez	3:58:14	1976	POR	8s2		40.25	1987
NED	20	Jan Cortenbach	4:00:10	1987	PUR	7h2		39.04	2011
NOR	2	Trond Nymark	3:41:16	2009	QAT	7s1		39.53	1997
NZL	7	Craig Barrett	3:54:38	1999	RSA	1		38.47	2001
POL	1	Robert Korzeniowski	3:44:46	1997	SKN	3		38.49	2011
	1	Robert Korzeniowski	3:42:08	2001	SLE	4h3		40.69	1993
	1	Robert Korzeniowski	3:36:03	2003	SLO	6h2		39.62	1997
POR	15	José Pinto	3:56:40	1987	SUI	DQ/s2		-	1993
	15	António Pereira	4:02:09	2007	THA	4h1		39.55	1999
ROU	40	Marius Cocioran	4:04:23	2013		4h3		39.73	2009
RSA	31	Marc Mundell	3:57:55	2013	TOG	6h1		39.45	1995
					TPE	7s2		39.90	1987
					TTO	2		38.58	2001
						2		38.10	2005
						2		37.62	2009

COUNTRY	POSITION	MARK	YEAR
UGA	6h1	40.22	1987
UKR	7	39.39	1995
USA	1	37.86	1983
	1	37.90	1987
	1	37.50	1991
	1	37.48	1993
	1	37.59	1999
	1	38.06	2003
	1	37.78	2007

4 x 400 Metres Relay

ALG	4h2	3:03.63	1993	
ARG	7h2	3:12.96	1987	
AUT	3h1	3:02.95	1997	
BAH	1	2:58.19	2001	
BEL	4	3:01.88	2009	
BLR	DQ/h1	(3:05.52)	2003	
BOT	5h2	3:03.32	2001	
BUL	8	3:05.35	1993	
CUB	3	2:59.16	1987	
CZE	5h3	3:05.65	1997	
DOM	6	3:02.47	2009	
ESP	5	3:02.50	2003	
FRA	1	2:58.96	2003	
GBR	1	2:57.53	1991	
	1	2:56.65	1997	
GER	2	FRG	3:01.83	1983
GRE	6	3:02.56	2003	
IRL	5h2	3:05.81	1999	
	5h3	3:04.31	2003	
KEN	2	2:59.82	1993	
LAT	5h2	3:04.30	1997	
MAR	7	3:04.49	1991	
POL	1	2:58.91	1999	
ROU	5h2	3:06.42	2003	
RUS	3	2:59.90	2013	
SEN	7	3:03.80	1999	
SLO	6h3	3:02.70	1999	
SRI	8h2	3:06.59	2013	
SWE	7	3:05.87	1983	
TCH	4	3:03.90	1983	
URS	1	3:00.79	1983	
USA	1	2:57.29	1987	
	1	2:54.29	1993	
	1	2:57.32	1995	
	1	2:56.91	2005	
	1	2:55.56	2007	
	1	2:57.86	2009	
	1	2:59.31	2011	
	1	2:58.71	2013	
VEN	3h1	3:02.04	2013	
ZIM	6	3:01.43	1997	
YUG	4	Serbia	3:00.32	1991



PROGRESSION OF OFFICIAL WORLD RECORDS

This section lists progressive world record performances as ratified by the IAAF or the Fédération Sportive Féminine Internationale (FSFI), which was absorbed by the IAAF in 1936. Though the IAAF was founded in 1912, its first list of world records contained marks which were set as early as 1870.

AUTOMATIC TIMING

From 1975, the IAAF accepted separate, automatic electrically timed records for events up to and including 400m. From 1977 only automatic timing was considered for world records in these events. Automatic timing to hundredths was accepted for events up to and including 10,000m from 1981. Where known, unofficial automatic times are given – in a smaller typeface – next to the ratified “tenth” time. Ratified automatic times are always given in larger type.

INDOOR WORLD RECORDS

From 1998, IAAF rule 260.18a (formerly 260.6.a) was amended to state that world records (as opposed to indoor world records) can be set at a facility “with or without” a roof. So far only one event – the women’s pole vault – has been affected by this change, which was not applied retrospectively. Therefore world indoor records set in 2000 and 2001 by Stacy Dragila and Svetlana Feofanova are regarded as “absolute” and appear in these lists.

A similar rule change occurred in the late 1980s, when the 2.42 high jump of Carlo Thränhardt (FRG), made indoors, was accepted as equalling the existing world (outdoor) record. However after that version of the ruling was rescinded, this mark was subsequently deleted as a world record and is not included in this section.

ROAD RECORDS

From January 1, 2004 the IAAF has recognised official world records at 10Km, 15Km, 20Km, Half Marathon, 25Km, 30Km, Marathon, 100Km, Road (Ekiden) Relay and also the 20Km and 50Km Walks. Progressions are also given here for best performances in the road running and walking events prior to their acceptance as official world record events.

OMISSIONS

Except for road events, excluded from this section are unratified marks, performances which were originally accepted as world records then annulled, and indoor-only world records.

The data in this section is based on “Progression of World Best Performances and Official World Records”, edited on behalf of the IAAF originally by Richard Hymans and then Imre Mátraházi.

Records as at June 30, 2015

MARK	WIND	AUTO	NAME	COUNTRY	VENUE	DATE
100 Metres						67 ratified world records
10.6			Donald Lippincott	USA	Stockholm	6 Jul 12
10.6			Jackson Scholz	USA	Stockholm	16 Sep 20
10.4			Charley Paddock	USA	Redlands	23 Apr 21
10.4	0.0		Eddie Tolan	USA	Stockholm	8 Aug 29
10.4			Eddie Tolan	USA	København	25 Aug 29
10.3			Percy Williams	CAN	Toronto	9 Aug 30
10.3	0.4	10.38	Eddie Tolan	USA	Los Angeles	1 Aug 32
10.3			Ralph Metcalfe	USA	Budapest	12 Aug 33
10.3			Eulace Peacock	USA	Oslo	6 Aug 34
10.3			Christiaan Berger	NED	Amsterdam	26 Aug 34
10.3			Ralph Metcalfe	USA	Osaka	15 Sep 34
10.3	2.0		Ralph Metcalfe	USA	Dairen	23 Sep 34
10.3	2.5		Takayoshi Yoshioka	JPN	Tokyo	15 Jun 35
10.2	1.2		Jesse Owens	USA	Chicago	20 Jun 36
10.2	-0.9		Harold Davis	USA	Compton	6 Jun 41
10.2	0.7		Lloyd LaBeach	PAN	Fresno	15 May 48
10.2		10.35	Barney Ewell	USA	Evanston	9 Jul 48
10.2	0.0		McDonald Bailey	GBR	Beograd	25 Aug 51
10.2	1.1		Heinz Fütterer	FRG	Yokohama	31 Oct 54
10.2	0.9		Bobby Morrow	USA	Houston	19 May 56
10.2	-1.0		Ira Murchison	USA	Compton	1 Jun 56
10.2	0.0		Bobby Morrow	USA	Bakersfield	22 Jun 56
10.2	-1.3		Ira Murchison	USA	Los Angeles	29 Jun 56
10.2	-0.4		Bobby Morrow	USA	Los Angeles	29 Jun 56
10.1	0.7		Willie Williams I	USA	Berlin	3 Aug 56
10.1	1.0		Ira Murchison	USA	Berlin	4 Aug 56
10.1	1.5		Leamon King	USA	Ontario, Calif.	20 Oct 56

MARK	WIND	AUTO	NAME	COUNTRY	VENUE	DATE
10.1	.0.9		Leamon King	USA	Santa Ana	27 Oct 56
10.1	.1.3		Ray Norton	USA	San Jose	18 Apr 59
10.0	.0.9	10.25	Armin Hary	FRG	Zürich	21 Jun 60
10.0	.1.8		Harry Jerome	CAN	Saskatoon	15 Jul 60
10.0	.0.0		Horacio Esteves	VEN	Caracas	15 Aug 64
10.0	.1.3	10.06	Bob Hayes	USA	Tokyo	15 Oct 64
10.0	.2.0	10.17	Jim Hines	USA	Modesto	27 May 67
10.0	.1.8		Enrique Figueroa	CUB	Budapest	17 Jun 67
10.0	.0.0		Paul Nash	RSA	Krugersdorp	2 Apr 68
10.0	.1.1		Oliver Ford	USA	Albuquerque	31 May 68
10.0	.2.0	10.20	Charlie Greene	USA	Sacramento	20 Jun 68
10.0	.2.0	10.28	Roger Bambuck	FRA	Sacramento	20 Jun 68
9.9	.0.8	10.03	Jim Hines	USA	Sacramento	20 Jun 68
9.9	.0.8	10.14	Ronnie Ray Smith	USA	Sacramento	20 Jun 68
9.9	.0.9	10.10	Charlie Greene	USA	Sacramento	20 Jun 68
9.9	.0.3	9.95	Jim Hines	USA	Ciudad de México	14 Oct 68
9.9	.0.0		Eddie Hart	USA	Eugene	1 Jul 72
9.9	.0.0		Rey Robinson	USA	Eugene	1 Jul 72
9.9	.1.3		Steve Williams	USA	Los Angeles	21 Jun 74
9.9	.1.7		Silvio Leonard	CUB	Ostrava	5 Jun 75
9.9	.0.0		Steve Williams	USA	Siena	16 Jul 75
9.9	-.0.2		Steve Williams	USA	West Berlin	22 Aug 75
9.9	.0.7		Steve Williams	USA	Gainesville	27 Mar 76
9.9	.0.7		Harvey Glance	USA	Columbia	3 Apr 76
9.9			Harvey Glance	USA	Baton Rouge	1 May 76
9.9	.1.7		Don Quarrie	JAM	Modesto	22 May 76
<i>Progression of automatically-timed records following the first such ratified mark, 9.95 Hines as above:</i>						
9.93	.1.4		Calvin Smith	USA	Air Academy	3 Jul 83
9.92	.1.1		Carl Lewis	USA	Seoul	24 Sep 88
9.90	.1.9		Leroy Burrell	USA	New York	14 Jun 91
9.86	.1.0		Carl Lewis	USA	Tokyo	25 Aug 91
9.85	.1.2		Leroy Burrell	USA	Lausanne	6 Jul 94
9.84	.0.7		Donovan Bailey	CAN	Atlanta	27 Jul 96
9.79	.0.1		Maurice Greene	USA	Athina	16 Jun 99
9.77	.1.6	9.768	Asafa Powell	JAM	Athina	14 Jun 05
9.77	.1.5	9.763	Asafa Powell	JAM	Gateshead	11 Jun 06
9.77	.1.0	9.762	Asafa Powell	JAM	Zürich	18 Aug 06
9.74	.1.7		Asafa Powell	JAM	Rieti	9 Sep 07
9.72	.1.7		Usain Bolt	JAM	New York	31 May 08
9.69	.0.0	9.683	Usain Bolt	JAM	Beijing	16 Aug 08
9.58	.0.9	9.572	Usain Bolt	JAM	Berlin	16 Aug 09

200 Metres (Bend)**24 ratified world records***y denotes time for 220 yards (201.17m) which was also ratified as a record for this event*

20.6y			Andy Stanfield	USA	Philadelphia	26 May 51
20.6			Andy Stanfield	USA	Los Angeles	28 Jun 52
20.6	.0.0		Thane Baker	USA	Bakersfield	23 Jun 56
20.6		20.75	Bobby Morrow	USA	Melbourne	27 Nov 56
20.6			Manfred Gernar	FRG	Wuppertal	1 Oct 58
20.6y	-.1.6		Ray Norton	USA	Berkeley	19 Mar 60
20.6			Ray Norton	USA	Philadelphia	30 Apr 60
20.5y			Peter Radford	GBR	Wolverhampton	28 May 60
20.5	.0.0	20.75	Stone Johnson	USA	Palo Alto	2 Jul 60
20.5	.0.0		Ray Norton	USA	Palo Alto	2 Jul 60
20.5		20.65	Livio Berruti	ITA	Roma	3 Sep 60
20.5		20.62	Livio Berruti	ITA	Roma	3 Sep 60
20.5y	-.1.1	20.67	Paul Drayton	USA	Walnut	23 Jun 62
20.3y	-.0.1		Henry Carr	USA	Tempe	23 Mar 63
20.2y	.0.5		Henry Carr	USA	Tempe	4 Apr 64
20.0y	.0.0		Tommie Smith	USA	Sacramento	11 Jun 66
19.8	.0.9	19.83	Tommie Smith	USA	Ciudad de México	16 Oct 68
19.8	.0.9	19.86	Don Quarrie	JAM	Calí	3 Aug 71
19.8+	.1.3		Don Quarrie	JAM	Eugene	7 Jun 75

Progression of automatically-timed records following the first such ratified mark, 19.83 Smith as above:

19.72	.1.8		Pietro Mennea	ITA	Ciudad de México	12 Sep 79
19.66	.0.4		Michael Johnson	USA	Atlanta	23 Jun 96
19.32	.0.4	19.313	Michael Johnson	USA	Atlanta	1 Aug 96
19.30	-.0.9	19.296	Usain Bolt	JAM	Beijing	20 Aug 08
19.19	-.0.3	19.190	Usain Bolt	JAM	Berlin	20 Aug 09

MARK	AUTO	NAME	COUNTRY	VENUE	DATE
400 Metres (Bend)			23 ratified world records		
<i>y denotes time for 440 yards (402.34m) which was also ratified as a record for this event</i>					
47.8y		Maxey Long	USA	New York	29 Sep 00
48.2		Charles Reidpath	USA	Stockholm	13 Jul 12
47.4y		Ted Meredith	USA	Cambridge, Mass.	27 May 16
47.0		Bud Spencer	USA	Palo Alto	12 May 28
46.4y		Ben Eastman	USA	Palo Alto	26 Mar 32
46.2	46.28	Bill Carr	USA	Los Angeles	5 Aug 32
46.1		Archie Williams	USA	Chicago	19 Jun 36
46.0		Rudolf Harbig	GER	Frankfurt-am-Main	12 Aug 39
46.0		Grover Klemmer	USA	Philadelphia	29 Jun 41
46.0y		Herb McKenley	JAM	Berkeley	5 Jun 48
45.9	46.00	Herb McKenley	JAM	Milwaukee	2 Jul 48
45.8		George Rhoden	JAM	Eskilstuna	22 Aug 50
45.4	45.68	Lou Jones	USA	Ciudad de México	18 Mar 55
45.2		Lou Jones	USA	Los Angeles	30 Jun 56
44.9	45.07	Otis Davis	USA	Roma	6 Sep 60
44.9	45.08	Carl Kaufmann	FRG	Roma	6 Sep 60
44.9y		Adolph Plummer	USA	Tempe	25 May 63
44.9		Mike Larrabee	USA	Los Angeles	12 Sep 64
44.5+		Tommie Smith	USA	San Jose	20 May 67
44.1	44.19	Larry James	USA	Echo Summit	14 Sep 68
43.8	43.86	Lee Evans	USA	Ciudad de México	18 Oct 68
<i>Progression of automatically-timed records following the first such ratified mark, 43.86 Evans as above:</i>					
43.29		Butch Reynolds	USA	Zürich	17 Aug 88
43.18		Michael Johnson	USA	Sevilla	26 Aug 99

800 Metres			24 ratified world records		
<i>y denotes time for 880 yards (804.68m) which was also ratified as a record for this event</i>					
1:51.9+		Ted Meredith	USA	Stockholm	8 Jul 12
1:51.6y		Otto Peltzer	GER	London	3 Jul 26
1:50.6		Séra Martin	FRA	Colombes	14 Jul 28
1:49.8	1:49.70	Tom Hampson	GBR	Los Angeles	2 Aug 32
1:49.8y		Ben Eastman	USA	Princeton	16 Jun 34
1:49.7		Glenn Cunningham	USA	Stockholm	20 Aug 36
1:49.6y		Elroy Robinson	USA	New York	11 Jul 37
1:48.4+		Sydney Wooderson	GBR	Motspur Park	20 Aug 38
1:46.6		Rudolf Harbig	GER	Milano	15 Jul 39
1:45.7		Roger Moens	BEL	Oslo	3 Aug 55
1:44.3+		Peter Snell	NZL	Christchurch	3 Feb 62
1:44.3	1:44.40	Ralph Doubell	AUS	Ciudad de México	15 Oct 68
1:44.3		Dave Wottle	USA	Eugene	1 Jul 72
1:43.7		Marcello Fiasconaro	ITA	Milano	27 Jun 73
1:43.5	1:43.50	Alberto Juantorena	CUB	Montréal	25 Jul 76
1:43.4	1:43.44	Alberto Juantorena	CUB	Sofiya	21 Aug 77
1:42.4	1:42.33	Sebastian Coe	GBR	Oslo	5 Jul 79
1:41.73		Sebastian Coe	GBR	Firenze	10 Jun 81
1:41.73		Wilson Kipketer	DEN	Stockholm	7 Jul 97
1:41.24		Wilson Kipketer	DEN	Zürich	13 Aug 97
1:41.11		Wilson Kipketer	DEN	Köln	24 Aug 97
1:41.09		David Rudisha	KEN	Berlin	22 Aug 10
1:41.01		David Rudisha	KEN	Rieti	29 Aug 10
1:40.91		David Rudisha	KEN	London	9 Aug 12

1000 Metres			27 ratified world records		
2:32.3		Georg Mickler	GER	Hannover	22 Jun 13
2:29.1		Anatole Bolin	SWE	Stockholm	22 Sep 18
2:28.6		Sven Lundgren	SWE	Stockholm	27 Sep 22
2:26.8		Séra Martin	FRA	Colombes	30 Sep 26
2:25.8		Otto Peltzer	GER	Colombes	18 Sep 27
2:23.6		Jules Ladoumègue	FRA	Paris	19 Oct 30
2:21.5		Rudolf Harbig	GER	Dresden	24 May 41
2:21.4		Rune Gustafsson	SWE	Borås	4 Sep 46
2:21.4		Marcel Hansenne	FRA	Göteborg	27 Aug 48
2:21.3		Olle Åberg	SWE	Köbenhavn	10 Aug 52
2:21.2		Stanislav Jungwirth	TCH	Stará Boleslav	27 Oct 52
2:20.8		Mal Whitfield	USA	Eskilstuna	16 Aug 53
2:20.4		Audun Boysen	NOR	Oslo	17 Sep 53

MARK	NAME	COUNTRY	VENUE	DATE
2:19.5	Audun Boysen	NOR	Gävle	18 Aug 54
2:19.0	Audun Boysen	NOR	Göteborg	30 Aug 55
2:19.0	István Rózsavölgyi	HUN	Tata	21 Sep 55
2:18.1	Dan Waern	SWE	Turku	19 Sep 58
2:17.8	Dan Waern	SWE	Karlstad	21 Aug 59
2:16.7	Siegfried Valentin	GDR	Potsdam	19 Jul 60
2:16.6	Peter Snell	NZL	Auckland	12 Nov 64
2:16.2	Jürgen May	GDR	Erfurt	20 Jul 65
2:16.2	Franz-Josef Kemper	FRG	Hannover	21 Sep 66
2:16.0	Danie Malan	RSA	München	24 Jun 73
2:13.9	Rick Wohlhuter	USA	Oslo	30 Jul 74
2:13.40	Sebastian Coe	GBR	Oslo	1 Jul 80
2:12.18	Sebastian Coe	GBR	Oslo	11 Jul 81
2:11.96	Noah Ngeny	KEN	Rieti	5 Sep 99

1500 Metres**38 ratified world records**

3:55.8	Abel Kiviat	USA	Cambridge, Mass.	8 Jun 12
3:54.7	John Zander	SWE	Stockholm	5 Aug 17
3:52.6	Paavo Nurmi	FIN	Helsinki	19 Jun 24
3:51.0	Otto Peltzer	GER	Berlin	11 Sep 26
3:49.2	Jules Ladoumègue	FRA	Paris	5 Oct 30
3:49.2	Luigi Beccali	ITA	Torino	9 Sep 33
3:49.0	Luigi Beccali	ITA	Milano	17 Sep 33
3:48.8	Bill Bonthron	USA	Milwaukee	30 Jun 34
3:47.8	Jack Lovelock	NZL	Berlin	6 Aug 36
3:47.6	Gunder Hägg	SWE	Stockholm	10 Aug 41
3:45.8	Gunder Hägg	SWE	Stockholm	17 Jul 42
3:45.0	Arne Andersson	SWE	Göteborg	17 Aug 43
3:43.0	Gunder Hägg	SWE	Göteborg	7 Jul 44
3:43.0	Lennart Strand	SWE	Malmö	15 Jul 47
3:43.0	Werner Lueg	FRG	Berlin	29 Jun 52
3:42.8+	Wes Santee	USA	Compton	4 Jun 54
3:41.8+	John Landy	AUS	Turku	21 Jun 54
3:40.8	Sándor Iharos	HUN	Helsinki	28 Jul 55
3:40.8	László Tábory	HUN	Oslo	6 Sep 55
3:40.8	Gunnar Nielsen	DEN	Oslo	6 Sep 55
3:40.6	István Rózsavölgyi	HUN	Tata	3 Aug 56
3:40.2	Olavi Salsola	FIN	Turku	11 Jul 57
3:40.2	Olavi Salonen	FIN	Turku	11 Jul 57
3:38.1	Stanislav Jungwirth	TCH	Stará Boleslav	12 Jul 57
3:36.0	Herb Elliott	AUS	Göteborg	28 Aug 58
3:35.6	Herb Elliott	AUS	Roma	6 Sep 60
3:33.1	Jim Ryun	USA	Los Angeles	8 Jul 67
3:32.2	Filbert Bayi	TAN	Christchurch	2 Feb 74
3:32.1	Sebastian Coe	GBR	Zürich	15 Aug 79
3:32.1	Steve Ovett	GBR	Oslo	15 Jul 80
3:31.4	Steve Ovett	GBR	Koblenz	27 Aug 80
3:31.24	Sydney Maree	USA	Köln	28 Aug 83
3:30.77	Steve Ovett	GBR	Rieti	4 Sep 83
3:29.67	Steve Cram	GBR	Nice	16 Jul 85
3:29.46	Said Aouita	MAR	West Berlin	23 Aug 85
3:28.86	Noureddine Morcelli	ALG	Rieti	6 Sep 92
3:27.37	Noureddine Morcelli	ALG	Nice	12 Jul 95
3:26.00	Hicham El Guerrouj	MAR	Roma	14 Jul 98

One Mile**32 ratified world records**

4:14.4	John Paul Jones	USA	Cambridge, Mass.	31 May 13
4:12.6	Norman Taber	USA	Cambridge, Mass.	16 Jul 15
4:10.4	Paavo Nurmi	FIN	Stockholm	23 Aug 23
4:09.2	Jules Ladoumègue	FRA	Paris	4 Oct 31
4:07.6	Jack Lovelock	NZL	Princeton	15 Jul 33
4:06.8	Glenn Cunningham	USA	Princeton	16 Jun 34
4:06.4	Sydney Wooderson	GBR	Motspur Park	28 Aug 37
4:06.2	Gunder Hägg	SWE	Göteborg	1 Jul 42
4:06.2	Arne Andersson	SWE	Stockholm	10 Jul 42
4:04.6	Gunder Hägg	SWE	Stockholm	4 Sep 42
4:02.6	Arne Andersson	SWE	Göteborg	1 Jul 43
4:01.6	Arne Andersson	SWE	Malmö	18 Jul 44
4:01.4	Gunder Hägg	SWE	Malmö	17 Jul 45

MARK	AUTO	NAME	COUNTRY	VENUE	DATE
3:59.4		Roger Bannister	GBR	Oxford	6 May 54
3:58.0		John Landy	AUS	Turku	21 Jun 54
3:57.2		Derek Ibbotson	GBR	London	19 Jul 57
3:54.5		Herb Elliott	AUS	Dublin	6 Aug 58
3:54.4		Peter Snell	NZL	Wanganui	27 Jan 62
3:54.1	3:54.04	Peter Snell	NZL	Auckland	17 Nov 64
3:53.6		Michel Jazy	FRA	Rennes	9 Jun 65
3:51.3		Jim Ryun	USA	Berkeley	17 Jul 66
3:51.1		Jim Ryun	USA	Bakersfield	23 Jun 67
3:51.0		Filbert Bayi	TAN	Kingston	17 May 75
3:49.4		John Walker	NZL	Göteborg	12 Aug 75
3:49.0	3:48.95	Sebastian Coe	GBR	Oslo	17 Jul 79
3:48.8		Steve Ovett	GBR	Oslo	1 Jul 80
3:48.53		Sebastian Coe	GBR	Zürich	19 Aug 81
3:48.40		Steve Ovett	GBR	Koblenz	26 Aug 81
3:47.33		Sebastian Coe	GBR	Bruxelles	28 Aug 81
3:46.32		Steve Cram	GBR	Oslo	27 Jul 85
3:44.39		Noureddine Morcelli	ALG	Rieti	5 Sep 93
3:43.13		Hicham El Guerrouj	MAR	Roma	7 Jul 99

2000 Metres**22 ratified world records**

5:30.4		John Zander	SWE	Stockholm	16 Jun 18
5:26.4		Paavo Nurmi	FIN	Tampere	4 Sep 22
5:26.0		Edvin Wide	SWE	Stockholm	11 Jun 25
5:24.6		Paavo Nurmi	FIN	Kuopio	18 Jun 27
5:23.4		Eino Borg	FIN	Viihuri	9 Aug 27
5:21.8		Jules Ladoumègue	FRA	Paris	2 Jul 31
5:20.4		Miklós Szabó I	HUN	Budapest	4 Oct 36
5:18.4		Henry Jonsson	SWE	Stockholm	2 Jul 37
5:16.8		Archie San Romani Sr.	USA	Helsinki	26 Aug 37
5:16.4		Gunder Hägg	SWE	Malmö	21 Jul 42
5:11.8		Gunder Hägg	SWE	Östersund	23 Aug 42
5:07.0		Gaston Reiff	BEL	Bruxelles	29 Sep 48
5:02.2		István Rózsavölgyi	HUN	Budapest	2 Oct 55
5:01.6		Michel Jazy	FRA	Paris	14 Jun 62
5:01.2		Josef Odložil	TCH	Stará Boleslav	8 Sep 65
4:57.8		Harald Norpoth	FRG	Hagen	10 Sep 66
4:56.2		Michel Jazy	FRA	St. Maur	12 Oct 66
4:51.4	4:51.52	John Walker	NZL	Oslo	30 Jun 76
4:51.39		Steve Cram	GBR	Budapest	4 Aug 85
4:50.81		Saïd Aouita	MAR	Paris	16 Jul 87
4:47.88		Noureddine Morcelli	ALG	Paris	3 Jul 95
4:44.79		Hicham El Guerrouj	MAR	Berlin	7 Sep 99

3000 Metres**26 ratified world records**

8:36.8		Hannes Kolehmainen	FIN	Stockholm	12 Jul 12
8:33.2		John Zander	SWE	Stockholm	7 Aug 18
8:28.6		Paavo Nurmi	FIN	Turku	27 Aug 22
8:27.6		Edvin Wide	SWE	Halmstad	7 Jun 25
8:25.4		Paavo Nurmi	FIN	Berlin	24 May 26
8:20.4		Paavo Nurmi	FIN	Stockholm	13 Jul 26
8:18.8		Janusz Kusociński	POL	Antwerpen	19 Jun 32
8:18.4		Henry Nielsen	DEN	Stockholm	24 Jul 34
8:14.8		Gunnar Höckert	FIN	Stockholm	16 Sep 36
8:09.0		Henry Kälarne	SWE	Stockholm	14 Aug 40
8:01.2		Gunder Hägg	SWE	Stockholm	28 Aug 42
7:58.8		Gaston Reiff	BEL	Gävle	12 Aug 49
7:55.6		Sándor Iharos	HUN	Budapest	14 May 55
7:55.6		Gordon Pirie	GBR	Trondheim	22 Jun 56
7:52.8		Gordon Pirie	GBR	Malmö	4 Sep 56
7:49.2		Michel Jazy	FRA	St. Maur	27 Jun 62
7:49.0+		Michel Jazy	FRA	Melun	23 Jun 65
7:46.0		Siegfried Herrmann	GDR	Erfurt	5 Aug 65
7:39.6		Kipchoge Keino	KEN	Hälsingborg	27 Aug 65
7:37.6		Emiel Puttemans	BEL	Aarhus	14 Sep 72
7:35.2		Brendan Foster	GBR	Gateshead	3 Aug 74
7:32.1		Henry Rono	KEN	Oslo	27 Jun 78
7:29.45		Saïd Aouita	MAR	Köln	20 Aug 89

MARK	AUTO	NAME	COUNTRY	VENUE	DATE
7:28.96		Moses Kiptanui	KEN	Köln	16 Aug 92
7:25.11		Noureddine Morceli	ALG	Monte Carlo	2 Aug 94
7:20.67		Daniel Komen	KEN	Rieti	1 Sep 96

5000 Metres**35 ratified world records**

14:36.6		Hannes Kolehmainen	FIN	Stockholm	10 Jul 12
14:35.4		Paavo Nurmi	FIN	Stockholm	12 Sep 22
14:28.2		Paavo Nurmi	FIN	Helsinki	19 Jun 24
14:17.0		Lauri Lehtinen	FIN	Helsinki	19 Jun 32
14:08.8		Taisto Mäki	FIN	Helsinki	16 Jun 39
13:58.2		Gunder Hägg	SWE	Göteborg	20 Sep 42
13:57.2		Emil Zátopek	TCH	Colombes	30 May 54
13:56.6		Vladimir Kuts	URS	Bern	29 Aug 54
13:51.6		Chris Chataway	GBR	London	13 Oct 54
13:51.2		Vladimir Kuts	URS	Praha	23 Oct 54
13:50.8		Sándor Iharos	HUN	Budapest	10 Sep 55
13:46.8		Vladimir Kuts	URS	Beograd	18 Sep 55
13:40.6		Sándor Iharos	HUN	Budapest	23 Oct 55
13:36.8		Gordon Pirie	GBR	Bergen	19 Jun 56
13:35.0		Vladimir Kuts	URS	Roma	13 Oct 57
13:34.8		Ron Clarke	AUS	Hobart	16 Jan 65
13:33.6		Ron Clarke	AUS	Auckland	1 Feb 65
13:25.8		Ron Clarke	AUS	Los Angeles	4 Jun 65
13:24.2		Kipchoge Keino	KEN	Auckland	30 Nov 65
13:16.6		Ron Clarke	AUS	Stockholm	5 Jul 66
13:16.4		Lasse Viren	FIN	Helsinki	14 Sep 72
13:13.0		Emiel Puttemans	BEL	Bruxelles	20 Sep 72
13:12.9	13:12.87	Dick Quax	NZL	Stockholm	5 Jul 77
13:08.4		Henry Rono	KEN	Berkeley	8 Apr 78
13:06.20		Henry Rono	KEN	Knarvik	13 Sep 81
13:00.41		Dave Moorcroft	GBR	Oslo	7 Jul 82
13:00.40		Saïd Aouita	MAR	Oslo	27 Jul 85
12:58.39		Saïd Aouita	MAR	Roma	22 Jul 87
12:56.96		Haile Gebrselassie	ETH	Hengelo	4 Jun 94
12:55.30		Moses Kiptanui	KEN	Roma	8 Jun 95
12:44.39		Haile Gebrselassie	ETH	Zürich	16 Aug 95
12:41.86		Haile Gebrselassie	ETH	Zürich	13 Aug 97
12:39.74		Daniel Komen	KEN	Bruxelles	22 Aug 97
12:39.36		Haile Gebrselassie	ETH	Helsinki	13 Jun 98
12:37.35		Kenenisa Bekele	ETH	Hengelo	31 May 04

10,000 Metres**37 ratified world records**

30:58.8		Jean Bouin	FRA	Colombes	16 Nov 11
30:40.2		Paavo Nurmi	FIN	Stockholm	22 Jun 21
30:35.4		Ville Ritola	FIN	Helsinki	25 May 24
30:23.2		Ville Ritola	FIN	Colombes	6 Jul 24
30:06.2		Paavo Nurmi	FIN	Kuopio	31 Aug 24
30:05.6		Ilmari Salminen	FIN	Kouvola	18 Jul 37
30:02.0		Taisto Mäki	FIN	Tampere	29 Sep 38
29:52.6		Taisto Mäki	FIN	Helsinki	17 Sep 39
29:35.4		Viljo Heino	FIN	Helsinki	25 Aug 44
29:28.2		Emil Zátopek	TCH	Ostrava	11 Jun 49
29:27.2		Viljo Heino	FIN	Kouvola	1 Sep 49
29:21.2		Emil Zátopek	TCH	Ostrava	22 Oct 49
29:02.6		Emil Zátopek	TCH	Turku	4 Aug 50
29:01.6		Emil Zátopek	TCH	Stará Boleslav	1 Nov 53
28:54.2		Emil Zátopek	TCH	Bruxelles	1 Jun 54
28:42.8		Sándor Iharos	HUN	Budapest	15 Jul 56
28:30.4		Vladimir Kuts	URS	Moskva	11 Sep 56
28:18.8		Pyotr Bolotnikov	URS	Kiyev	15 Oct 60
28:18.2		Pyotr Bolotnikov	URS	Moskva	11 Aug 62
28:15.6		Ron Clarke	AUS	Melbourne	18 Dec 63
27:39.4	27:39.89	Ron Clarke	AUS	Oslo	14 Jul 65
27:38.4	27:38.35	Lasse Viren	FIN	München	3 Sep 72
27:30.8	27:30.80	David Bedford	GBR	London	13 Jul 73
27:30.5	27:30.47	Samson Kimbwa	KEN	Helsinki	30 Jun 77
27:22.4	27:22.47	Henry Rono	KEN	Wien	11 Jun 78
27:13.81		Fernando Mamede	POR	Stockholm	2 Jul 84
27:08.23		Arturo Barrios	MEX	West Berlin	18 Aug 89

MARK	AUTO	NAME	COUNTRY	VENUE	DATE
27:07.91		Richard Chelimo	KEN	Stockholm	5 Jul 93
26:58.38		Yobes Ondieki	KEN	Oslo	10 Jul 93
26:52.23		William Sigei	KEN	Oslo	22 Jul 94
26:43.53		Haile Gebrselassie	ETH	Hengelo	5 Jun 95
26:38.08		Salah Hissou	MAR	Bruxelles	23 Aug 96
26:31.32		Haile Gebrselassie	ETH	Oslo	4 Jul 97
26:27.85		Paul Tergat	KEN	Bruxelles	22 Aug 97
26:22.75		Haile Gebrselassie	ETH	Hengelo	1 Jun 98
26:20.31		Kenenisa Bekele	ETH	Ostrava	8 Jun 04
26:17.53		Kenenisa Bekele	ETH	Bruxelles	26 Aug 05

20,000 Metres**19 ratified world records**

1:07:40.2		Tatu Kolehmainen	FIN	Helsinki	18 May 13
1:07:11.2		Albin Stenroos	FIN	Helsinki	9 Sep 23
1:07:07.2		Ville Kyronen	FIN	Hamina	31 Aug 24
1:06:29.0		Vainö Sipilä	FIN	Stockholm	19 Jun 25
1:04:38.4		Paavo Nurmi	FIN	Stockholm	3 Sep 30
1:04:00.2		Juan Carlos Zabala	ARG	München	19 Apr 36
1:03:01.2		András Csáplár	HUN	Budapest	26 Oct 41
1:02:40.0		Viljo Heino	FIN	Turku	22 Sep 49
1:01:15.8+		Emil Zátopek	TCH	Praha	15 Sep 51
59:51.8+		Emil Zátopek	TCH	StaráBoleslav	29 Sep 51
59:28.6+		Bill Baillie	NZL	Auckland	24 Aug 63
59:22.8+		Ron Clarke	AUS	Geelong	27 Oct 65
58:06.2+		Gaston Roelants	BEL	Louvain	28 Oct 66
57:44.4+		Gaston Roelants	BEL	Bruxelles	20 Sep 72
57:31.6+		Jos Hermens	NED	Papendal	28 Sep 75
57:24.2+		Jos Hermens	NED	Papendal	1 May 76
57:18.4		Dionisio Castro	POR	La Flèche	31 Mar 90
56:55.6+		Arturo Barrios	MEX	La Flèche	30 Mar 91
56:26.0+	56:25.98	Haile Gebrselassie	ETH	Ostrava	27 Jun 07

One Hour**14 ratified world records**

18,742m		Alfred Shrubbs	GBR	Glasgow	5 Nov 04
19,021m		Jean Bouin	FRA	Stockholm	6 Jul 13
19,210m		Paavo Nurmi	FIN	Berlin	7 Oct 28
19,339m		Viljo Heino	FIN	Turku	30 Sep 45
19,558m+		Emil Zátopek	TCH	Praha	15 Sep 51
20,052m		Emil Zátopek	TCH	Stará Boleslav	29 Sep 51
20,190m		Bill Baillie	NZL	Auckland	24 Aug 63
20,232m		Ron Clarke	AUS	Geelong	27 Oct 65
20,664m		Gaston Roelants	BEL	Leuven	28 Oct 66
20,784m		Gaston Roelants	BEL	Bruxelles	20 Sep 72
20,907m		Jos Hermens	NED	Papendal	28 Sep 75
20,944m		Jos Hermens	NED	Papendal	1 May 76
21,101m		Arturo Barrios	MEX	La Flèche	30 Mar 91
21,285m		Haile Gebrselassie	ETH	Ostrava	27 Jun 07

25,000 Metres**16 ratified world records**

1:26:29.6		Hannes Kolehmainen	FIN	Tampere	10 Oct 20
1:25:20.0		Hannes Kolehmainen	FIN	Tampere	22 Jun 22
1:24:24.0+		Marti Martelin	FIN	Tampere	16 Sep 28
1:23:45.8		Ernest Harper	GBR	Berlin	25 Aug 29
1:22:28.8		Marti Martelin	FIN	Viipuri	14 Sep 30
1:21:27.0		Erkki Tamila	FIN	Joensuu	3 Sep 39
1:20:14.0		Mikko Hietanen	FIN	Kokkola	23 May 48
1:19:11.8+		Emil Zátopek	TCH	Stará Boleslav	26 Oct 52
1:17:34.0		Albert Ivanov	URS	Moskva	27 Sep 55
1:16:36.4		Emil Zátopek	TCH	Celákovice	29 Oct 55
1:15:22.6		Ron Hill	GBR	Bolton	21 Jul 65
1:14:55.6		Seppo Nikkari	FIN	Jyväskylä	14 Oct 73
1:14:16.8		Pekka Päivärinta	FIN	Oulu	15 May 75
1:14:11.8+		Bill Rodgers	USA	Saratoga	21 Feb 79
1:13:55.8+		Toshihiko Seko	JPN	Christchurch	22 Mar 81
1:12:25.0+		Moses Mosop	KEN	Eugene	4 Jun 11

30,000 Metres**21 ratified world records**

1:48:06.2		Albin Stenroos	FIN	Helsinki	26 Sep 15
1:47:13.4		Hannes Kolehmainen	FIN	Viipuri	1 Oct 22
1:46:11.6		Albin Stenroos	FIN	Viipuri	31 Aug 24

MARK	AUTO	NAME	COUNTRY	VENUE	DATE
1:43:07.8		Väinö Sipilä	FIN	Tampere	16 Sep 28
1:42:30.4		Juan Carlos Zabala	ARG	Wien	10 Oct 31
1:40:57.6		José Ribas	ARG	Buenos Aires	27 May 32
1:40:49.8		Mikko Hietanen	FIN	Jyväskylä	28 Sep 47
1:40:46.4		Mikko Hietanen	FIN	Jyväskylä	20 Jun 48
1:39:14.6		Feodosiy Vanin	URS	Tbilisi	1 Nov 49
1:38:54.0		Yakov Moskachenkov	URS	Moskva	3 Oct 51
1:35:23.8		Emil Zátopek	TCH	Stará Boleslav	26 Oct 52
1:35:03.6		Antti Viskari	FIN	Lappeenranta	21 Oct 56
1:35:01.0		Albert Ivanov	URS	Moskva	6 Jun 57
1:34:41.2		Aurèle Vandendriessche	BEL	Waregem	3 Oct 62
1:34:32.2		Viktor Baykov	URS	Moskva	22 Jun 63
1:34:01.8		Jim Alder	GBR	Walton-on-Thames	17 Oct 64
1:32:34.6		Tim Johnston	GBR	Walton-on-Thames	16 Oct 65
1:32:25.4		Jim Hogan	GBR	Walton-on-Thames	12 Nov 66
1:31:30.4		Jim Alder	GBR	London	5 Sep 70
1:29:18.8	1:29:18.78	Toshihiko Seko	JPN	Christchurch	22 Mar 81
1:26:47.4		Moses Mosop	KEN	Eugene	4 Jun 11

3000 Metres Steeplechase**32 ratified world records**

8:49.6		Sándor Rozsnyói	HUN	Bern	28 Aug 54
8:47.8		Pentti Karvonen	FIN	Helsinki	1 Jul 55
8:45.4		Pentti Karvonen	FIN	Oslo	15 Jul 55
8:45.4		Vasilij Vlasenko	URS	Moskva	18 Aug 55
8:41.2		Jerzy Chromik	POL	Brno	31 Aug 55
8:40.2		Jerzy Chromik	POL	Budapest	11 Sep 55
8:39.8		Semyon Rzhishchin	URS	Moskva	14 Aug 56
8:35.6		Sándor Rozsnyói	HUN	Budapest	16 Sep 56
8:35.6		Semyon Rzhishchin	URS	Tallinn	21 Jul 58
8:32.0		Jerzy Chromik	POL	Warszawa	2 Aug 58
8:31.4		Zdzisław Krzyszkowiak	POL	Tula	26 Jun 60
8:31.2		Grigoriy Taran	URS	Kiyev	28 May 61
8:30.4		Zdzisław Krzyszkowiak	POL	Walcz	10 Aug 61
8:29.6		Gaston Roelants	BEL	Leuven	7 Sep 63
8:26.4		Gaston Roelants	BEL	Bruxelles	7 Aug 65
8:24.2		Jouko Kuha	FIN	Stockholm	17 Jul 68
8:22.2		Vladimir Dudin	URS	Kiyev	19 Aug 69
8:22.0	8:21.98	Kerry O'Brien	AUS	West Berlin	4 Jul 70
8:20.8		Anders Gärderud	SWE	Helsinki	14 Sep 72
8:19.8		Benjamin Jipcho	KEN	Helsinki	19 Jun 73
8:14.0	8:13.91	Benjamin Jipcho	KEN	Helsinki	27 Jun 73
8:10.4		Anders Gärderud	SWE	Oslo	25 Jun 75
8:09.8	8:09.70	Anders Gärderud	SWE	Stockholm	1 Jul 75
8:08.0	8:08.02	Anders Gärderud	SWE	Montréal	28 Jul 76
8:05.4		Henry Rono	KEN	Seattle	13 May 78
8:05.35		Peter Koech	KEN	Stockholm	3 Jul 89
8:02.08		Moses Kiptanui	KEN	Zürich	19 Aug 92
7:59.18		Moses Kiptanui	KEN	Zürich	16 Aug 95
7:59.08		Wilson Boit Kipketer	KEN	Zürich	13 Aug 97
7:55.72		Bernard Barmasai	KEN	Köln	24 Aug 97
7:55.28		Brahim Boulami	MAR	Bruxelles	24 Aug 01
7:53.63		Saif Saaeed Shaheen	QAT	Bruxelles	3 Sep 04

110 Metres Hurdles**40 ratified world records**

15.0		Forrest Smithson	USA	London	25 Jul 08
14.8		Earl Thomson	CAN	Antwerpen	18 Aug 20
14.8		Sten Pettersson	SWE	Stockholm	18 Sep 27
14.6		George Weightman-Smith	RSA	Amsterdam	31 Jul 28
14.4		Eric Wennström	SWE	Stockholm	25 Aug 29
14.4		Bengt Sjöstedt	FIN	Helsinki	5 Sep 31
14.4		Percy Beard	USA	Cambridge, Mass.	18 Jun 32
14.4	-0.2	Jack Keller	USA	Palo Alto	16 Jul 32
14.4		George Saling	USA	Los Angeles	2 Aug 32
14.4		John Morriss	USA	Budapest	12 Aug 33
14.4		John Morriss	USA	Torino	8 Sep 33
14.3		Percy Beard	USA	Stockholm	26 Jul 34
14.2		Percy Beard	USA	Oslo	6 Aug 34
14.2		Alvin Moreau	USA	Oslo	2 Aug 35
14.1w	.24	Forrest Towns	USA	Chicago	19 Jun 36

MARK	WIND	AUTO	NAME	COUNTRY	VENUE	DATE
14.1	1.3		Forrest Towns	USA	Berlin	6 Aug 36
13.7	0.0		Forrest Towns	USA	Oslo	27 Aug 36
13.7	0.0		Fred Wolcott	USA	Philadelphia	29 Jun 41
13.6	0.9		Dick Attlesey	USA	College Park	24 Jun 50
13.5			Dick Attlesey	USA	Helsinki	10 Jul 50
13.4	0.0		Jack Davis	USA	Bakersfield	22 Jun 56
13.2	1.9	13.56	Martin Lauer	FRG	Zürich	7 Jul 59
13.2	0.0		Lee Calhoun	USA	Bern	21 Aug 60
13.2	1.8	13.43	Earl McCullouch	USA	Minneapolis	16 Jul 67
13.2	-0.9		Willie Davenport	USA	Zürich	4 Jul 69
13.2	0.0	13.24	Rod Milburn	USA	München	7 Sep 72
13.1	1.1	13.41	Rod Milburn	USA	Zürich	6 Jul 73
13.1	1.5		Rod Milburn	USA	Siena	22 Jul 73
13.1	1.2		Guy Drut	FRA	Saint Maur	23 Jul 75
13.0	1.8		Guy Drut	FRA	West Berlin	22 Aug 75

Progression of automatically-timed records following the first such ratified mark, 13.24 Milburn as above:

13.21	0.6		Alejandro Casañas	CUB	Sofiya	21 Aug 77
13.16	1.7		Renaldo Nehemiah	USA	San Jose	14 Apr 79
13.00	0.9		Renaldo Nehemiah	USA	Los Angeles	6 May 79
12.93	-0.2		Renaldo Nehemiah	USA	Zürich	19 Aug 81
12.92	-0.1		Roger Kingdom	USA	Zürich	16 Aug 89
12.91	0.5		Colin Jackson	GBR	Stuttgart	20 Aug 93
12.91	0.3		Liu Xiang	CHN	Athina	27 Aug 04
12.88	1.1		Liu Xiang	CHN	Lausanne	11 Jul 06
12.87	0.9		Dayron Robles	CUB	Ostrava	12 Jun 08
12.80	0.3		Aries Merritt	USA	Bruxelles	7 Sep 12

400 Metres Hurdles

21 ratified world records

55.0			Charles Bacon	USA	London	22 Jul 08
54.0			Frank Loomis	USA	Antwerpen	16 Aug 20
53.8			Sten Pettersson	SWE	Colombes	4 Oct 25
52.6y			John Gibson	USA	Lincoln	2 Jul 27
52.0			F. Morgan Taylor	USA	Philadelphia	4 Jul 28
52.0		51.85	Glenn Hardin	USA	Los Angeles	1 Aug 32
51.8			Glenn Hardin	USA	Milwaukee	30 Jun 34
50.6			Glenn Hardin	USA	Stockholm	26 Jul 34
50.4			Yuriy Lityuev	URS	Budapest	20 Sep 53
49.5			Glenn Davis	USA	Los Angeles	29 Jun 56
49.2			Glenn Davis	USA	Budapest	6 Aug 58
49.2			Salvatore Morale	ITA	Beograd	14 Sep 62
49.1			Rex Cawley	USA	Los Angeles	13 Sep 64
48.8		48.94	Geoff Vanderstock	USA	Echo Summit	11 Sep 68
48.1		48.12	David Hemery	GBR	Ciudad de México	15 Oct 68
47.8		47.82	John Akii-Bua	UGA	München	2 Sep 72

Progression of automatically-timed records following the first such ratified mark, 47.82 Akii-Bua as above:

47.64			Edwin Moses	USA	Montréal	25 Jul 76
47.45			Edwin Moses	USA	Los Angeles	11 Jun 77
47.13			Edwin Moses	USA	Milano	3 Jul 80
47.02			Edwin Moses	USA	Koblenz	31 Aug 83
46.78			Kevin Young	USA	Barcelona	6 Aug 92

High Jump

40 ratified world records

2.00			George Horine	USA	Palo Alto	18 May 12
2.01			Ed Beeson	USA	Berkeley	2 May 14
2.03			Harold Osborn	USA	Urbana	27 May 24
2.04			Walter Marty	USA	Fresno	13 May 33
2.06			Walter Marty	USA	Palo Alto	28 Apr 34
2.07			Cornelius Johnson	USA	New York	12 Jul 36
2.07			David Albritton	USA	New York	12 Jul 36
2.09			Mel Walker	USA	Malmö	12 Aug 37
2.11			Lester Steers	USA	Los Angeles	17 Jun 41
2.12			Walt Davis	USA	Dayton	27 Jun 53
2.15			Charley Dumas	USA	Los Angeles	29 Jun 56
2.16			Yuriy Stepanov	URS	Leningrad	13 Jul 57
2.17			John Thomas	USA	Philadelphia	30 Apr 60
2.17			John Thomas	USA	Cambridge, Mass.	21 May 60
2.18			John Thomas	USA	Bakersfield	24 Jun 60
2.22			John Thomas	USA	Palo Alto	1 Jul 60
2.23			Valeriy Brumel	URS	Moskva	18 Jun 61

MARK	NAME	COUNTRY	VENUE	DATE
2.24	Valeriy Brumel	URS	Moskva	16 Jul 61
2.25	Valeriy Brumel	URS	Sofiya	31 Aug 61
2.26	Valeriy Brumel	URS	Palo Alto	22 Jul 62
2.27	Valeriy Brumel	URS	Moskva	29 Sep 62
2.28	Valeriy Brumel	URS	Moskva	21 Jul 63
2.29	Pat Matzdorf	USA	Berkeley	3 Jul 71
2.30	Dwight Stones	USA	München	11 Jul 73
2.31	Dwight Stones	USA	Philadelphia	5 Jun 76
2.32	Dwight Stones	USA	Philadelphia	4 Aug 76
2.33	Vladimir Yashchenko	URS	Richmond	3 Jul 77
2.34	Vladimir Yashchenko	URS	Tbilisi	16 Jun 78
2.35	Jacek Wszola	POL	Eberstadt	25 May 80
2.35	Dietmar Mögenburg	FRG	Rehlingen	26 May 80
2.36	Gerd Wessig	GDR	Moskva	1 Aug 80
2.37	Zhu Jianhua	CHN	Beijing	11 Jun 83
2.38	Zhu Jianhua	CHN	Shanghai	22 Sep 83
2.39	Zhu Jianhua	CHN	Eberstadt	10 Jun 84
2.40	Rudolf Povarnitsyn	URS	Donetsk	11 Aug 85
2.41	Igor Paklin	URS	Kobe	4 Sep 85
2.42	Patrik Sjöberg	SWE	Stockholm	30 Jun 87
2.43	Javier Sotomayor	CUB	Salamanca	8 Sep 88
2.44	Javier Sotomayor	CUB	San Juan/PUR	29 Jul 89
2.45	Javier Sotomayor	CUB	Salamanca	27 Jul 93

Pole Vault**72 ratified world records**

4.02	Marc Wright	USA	Cambridge, Mass.	8 Jun 12
4.09	Frank Foss	USA	Antwerpen	20 Aug 20
4.12	Charles Hoff	NOR	København	3 Sep 22
4.21	Charles Hoff	NOR	København	22 Jul 23
4.23	Charles Hoff	NOR	Oslo	13 Aug 25
4.25	Charles Hoff	NOR	Turku	27 Sep 25
4.27	Sabin Carr	USA	Philadelphia	28 May 27
4.30	Lee Barnes	USA	Fresno	28 Apr 28
4.37	Bill Graber	USA	Palo Alto	16 Jul 32
4.39	Keith Brown	USA	Cambridge, Mass.	1 Jun 35
4.43	George Varoff	USA	Princeton	4 Jul 36
4.54	Bill Sefton	USA	Los Angeles	29 May 37
4.54	Earle Meadows	USA	Los Angeles	29 May 37
4.60	Cornelius Warmerdam	USA	Fresno	29 Jun 40
4.72	Cornelius Warmerdam	USA	Compton	6 Jun 41
4.77	Cornelius Warmerdam	USA	Modesto	23 May 42
4.78	Bob Gutowski	USA	Palo Alto	27 Apr 57
4.80	Don Bragg	USA	Palo Alto	2 Jul 60
4.83	George Davies	USA	Boulder	20 May 61
4.89	John Uelses	USA	Santa Barbara	31 Mar 62
4.93	Dave Tork	USA	Walnut	28 Apr 62
4.94	Pentti Nikula	FIN	Kauhava	22 Jun 62
5.00	Brian Sternberg	USA	Philadelphia	27 Apr 63
5.08	Brian Sternberg	USA	Compton	7 Jun 63
5.13	John Pennel	USA	London	5 Aug 63
5.20	John Pennel	USA	Coral Gables	24 Aug 63
5.23	Fred Hansen	USA	San Diego	13 Jun 64
5.28	Fred Hansen	USA	Los Angeles	25 Jul 64
5.32	Bob Seagren	USA	Fresno	14 May 66
5.34	John Pennel	USA	Los Angeles	23 Jul 66
5.36	Bob Seagren	USA	San Diego	10 Jun 67
5.38	Paul Wilson	USA	Bakersfield	23 Jun 67
5.41	Bob Seagren	USA	Echo Summit	12 Sep 68
5.44	John Pennel	USA	Sacramento	21 Jun 69
5.45	Wolfgang Nordwig	GDR	East Berlin	17 Jun 70
5.46	Wolfgang Nordwig	GDR	Torino	3 Sep 70
5.49	Hristos Papanikolaou	GRE	Pireás	24 Oct 70
5.51	Kjell Isaksson	SWE	Austin	8 Apr 72
5.54	Kjell Isaksson	SWE	Los Angeles	15 Apr 72
5.55	Kjell Isaksson	SWE	Helsingborg	12 Jun 72
5.63	Bob Seagren	USA	Eugene	2 Jul 72
5.65	Dave Roberts	USA	Gainesville	28 Mar 75
5.67	Earl Bell	USA	Wichita	29 May 76
5.70	Dave Roberts	USA	Eugene	22 Jun 76

MARK	WIND	NAME	COUNTRY	VENUE	DATE
5.72		Władysław Kozakiewicz	POL	Milano	11 May 80
5.75		Thierry Vigneron	FRA	Colombes	1 Jun 80
5.75		Thierry Vigneron	FRA	Lille	29 Jun 80
5.77		Philippe Houvion	FRA	Paris	17 Jul 80
5.78		Władysław Kozakiewicz	POL	Moskva	30 Jul 80
5.80		Thierry Vigneron	FRA	Macon	20 Jun 81
5.81		Vladimir Polyakov	URS	Tbilisi	26 Jun 81
5.82		Pierre Quinon	FRA	Köln	28 Aug 83
5.83		Thierry Vigneron	FRA	Roma	1 Sep 83
5.85		Sergey Bubka	URS	Bratislava	26 May 84
5.88		Sergey Bubka	URS	Paris	2 Jun 84
5.90		Sergey Bubka	URS	London	13 Jul 84
5.91		Thierry Vigneron	FRA	Roma	31 Aug 84
5.94		Sergey Bubka	URS	Roma	31 Aug 84
6.00		Sergey Bubka	URS	Paris	13 Jul 85
6.01		Sergey Bubka	URS	Moskva	8 Jul 86
6.03		Sergey Bubka	URS	Praha	23 Jun 87
6.05		Sergey Bubka	URS	Bratislava	9 Jun 88
6.06		Sergey Bubka	URS	Nice	10 Jul 88
6.07		Sergey Bubka	URS	Shizuoka	6 May 91
6.08		Sergey Bubka	URS	Moskva	9 Jun 91
6.09		Sergey Bubka	URS	Formia	8 Jul 91
6.10		Sergey Bubka	URS	Malmö	5 Aug 91
6.11		Sergey Bubka	EUN/UKR	Dijon	13 Jun 92
6.12		Sergey Bubka	EUN/UKR	Padova	30 Aug 92
6.13		Sergey Bubka	EUN/UKR	Tokyo	19 Sep 92
6.14		Sergey Bubka	UKR	Sestriere	31 Jul 94
6.16i		Renaud Lavillenie	FRA	Donetsk	15 Feb 14

Long Jump**18 ratified world records**

7.61		Peter O'Connor	GBI	Dublin	5 Aug 01
7.69		Ed Gourdin	USA	Cambridge, Mass.	23 Jul 21
7.76		Robert LeGendre	USA	Colombes	7 Jul 24
7.89		DeHart Hubbard	USA	Chicago	13 Jun 25
7.90		Ed Hamm	USA	Cambridge, Mass.	7 Jul 28
7.93	0.0	Silvio Cator	HAL	Colombes	9 Sep 28
7.98	0.5	Chuheï Nambu	JPN	Tokyo	27 Oct 31
8.13	1.5	Jesse Owens	USA	Ann Arbor	25 May 35
8.21	0.0	Ralph Boston	USA	Walnut	12 Aug 60
8.24	1.8	Ralph Boston	USA	Modesto	27 May 61
8.28	1.2	Ralph Boston	USA	Moskva	16 Jul 61
8.31	-0.1	Igor Ter-Ovanesyan	URS	Yerevan	10 Jun 62
8.31	0.0	Ralph Boston	USA	Kingston	15 Aug 64
8.34	1.0	Ralph Boston	USA	Los Angeles	12 Sep 64
8.35	0.0	Ralph Boston	USA	Modesto	29 May 65
8.35	0.0	Igor Ter-Ovanesyan	URS	Ciudad de México	19 Oct 67
8.90	2.0	Bob Beamon	USA	Ciudad de México	18 Oct 68
8.95	0.3	Mike Powell	USA	Tokyo	30 Aug 91

Triple Jump**27 ratified world records**

15.52		Daniel Ahearn	USA	New York	30 May 11
15.52		Nick Winter	AUS	Colombes	12 Jul 24
15.58		Mikio Oda	JPN	Tokyo	27 Oct 31
15.72		Chuheï Nambu	JPN	Los Angeles	4 Aug 32
15.78		Jack Metcalfe	AUS	Sydney	14 Dec 35
16.00	0.6	Naoto Tajima	JPN	Berlin	6 Aug 36
16.00	1.6	Adhemar da Silva	BRA	São Paulo	3 Dec 50
16.01	1.2	Adhemar da Silva	BRA	Rio de Janeiro	30 Sep 51
16.12		Adhemar da Silva	BRA	Helsinki	23 Jul 52
16.22		Adhemar da Silva	BRA	Helsinki	23 Jul 52
16.23	1.5	Leonid Shcherbakov	URS	Moskva	19 Jul 53
16.56	0.2	Adhemar da Silva	BRA	Ciudad de México	16 Mar 55
16.59	1.0	Oleg Ryakhovskiy	URS	Moskva	28 Jul 58
16.70	0.0	Oleg Fedoseyev	URS	Nalchik	3 May 59
17.03	1.0	József Schmidt	POL	Olsztyn	5 Aug 60
17.10	0.0	Giuseppe Gentile	ITA	Ciudad de México	16 Oct 68
17.22	0.0	Giuseppe Gentile	ITA	Ciudad de México	17 Oct 68
17.23	2.0	Viktor San'yeyev	URS	Ciudad de México	17 Oct 68
17.27	2.0	Nelson Prudêncio	BRA	Ciudad de México	17 Oct 68

MARK	WIND	NAME	COUNTRY	VENUE	DATE
17.39	2.0	Viktor Sanyeyev	URS	Ciudad de México	17 Oct 68
17.40	0.4	Pedro Pérez	CUB	Calí	5 Aug 71
17.44	-0.5	Viktor Sanyeyev	URS	Sukhumi	17 Oct 72
17.89	0.0	João Carlos de Oliveira	BRA	Ciudad de México	15 Oct 75
17.97	1.5	Willie Banks	USA	Indianapolis	16 Jun 85
17.98	1.8	Jonathan Edwards	GBR	Salamanca	18 Jul 95
18.16	1.3	Jonathan Edwards	GBR	Göteborg	7 Aug 95
18.29	1.3	Jonathan Edwards	GBR	Göteborg	7 Aug 95

Shot Put**51 ratified world records**

15.54		Ralph Rose	USA	San Francisco	21 Aug 09
15.79		Emil Hirschfeld	GER	Breslau	6 May 28
15.87		John Kuck	USA	Amsterdam	29 Jul 28
16.04		Emil Hirschfeld	GER	Bochum	26 Aug 28
16.04		František Douda	TCH	Brno	4 Oct 31
16.05		Zygmunt Heljasz	POL	Poznań	29 Jun 32
16.16		Leo Sexton	USA	Freeport	27 Aug 32
16.20		František Douda	TCH	Praha	24 Sep 32
16.48		John Lyman	USA	Palo Alto	21 Apr 34
16.80		Jack Torrance	USA	Des Moines	27 Apr 34
16.89		Jack Torrance	USA	Milwaukee	30 Jun 34
17.40		Jack Torrance	USA	Oslo	5 Aug 34
17.68		Charles Fonville	USA	Lawrence	17 Apr 48
17.79		Jim Fuchs	USA	Oslo	28 Jul 49
17.82		Jim Fuchs	USA	Los Angeles	29 Apr 50
17.90		Jim Fuchs	USA	Visby	20 Aug 50
17.95		Jim Fuchs	USA	Eskilstuna	22 Aug 50
18.00		Parry O'Brien	USA	Fresno	9 May 53
18.04		Parry O'Brien	USA	Compton	5 Jun 53
18.42		Parry O'Brien	USA	Los Angeles	8 May 54
18.43		Parry O'Brien	USA	Los Angeles	21 May 54
18.54		Parry O'Brien	USA	Los Angeles	11 Jun 54
18.62		Parry O'Brien	USA	Salt Lake City	5 May 56
18.69		Parry O'Brien	USA	Los Angeles	15 Jun 56
19.06		Parry O'Brien	USA	Eugene	3 Sep 56
19.25		Parry O'Brien	USA	Los Angeles	1 Nov 56
19.25		Dallas Long	USA	Santa Barbara	28 Mar 59
19.30		Parry O'Brien	USA	Albuquerque	1 Aug 59
19.38		Dallas Long	USA	Los Angeles	5 Mar 60
19.45		Bill Nieder	USA	Palo Alto	19 Mar 60
19.67		Dallas Long	USA	Los Angeles	26 Mar 60
19.99		Bill Nieder	USA	Austin	2 Apr 60
20.06		Bill Nieder	USA	Walnut	12 Aug 60
20.08		Dallas Long	USA	Los Angeles	18 May 62
20.10		Dallas Long	USA	Los Angeles	4 Apr 64
20.20		Dallas Long	USA	Los Angeles	29 May 64
20.68		Dallas Long	USA	Los Angeles	25 Jul 64
21.52		Randy Matson	USA	College Station	8 May 65
21.78		Randy Matson	USA	College Station	22 Apr 67
21.82		Al Feuerbach	USA	San Jose	5 May 73
21.85		Terry Albritton	USA	Honolulu	21 Feb 76
22.00		Aleksandr Baryshnikov	URS	Colombes	10 Jul 76
22.15		Udo Beyer	GDR	Göteborg	6 Jul 78
22.22		Udo Beyer	GDR	Los Angeles	25 Jun 83
22.62		Ulf Timmermann	GDR	East Berlin	22 Sep 85
22.64		Udo Beyer	GDR	East Berlin	20 Aug 86
22.72		Alessandro Andrei	ITA	Viareggio	12 Aug 87
22.84		Alessandro Andrei	ITA	Viareggio	12 Aug 87
22.91		Alessandro Andrei	ITA	Viareggio	12 Aug 87
23.06		Ulf Timmermann	GDR	Haniá, Crete	22 May 88
23.12		Randy Barnes	USA	Los Angeles	20 May 90

Discus Throw**42 ratified world records**

47.58		James Duncan	USA	New York	27 May 12
47.61		Thomas Lieb	USA	Chicago	14 Sep 24
47.89		Glenn Hartranft	USA	San Francisco	2 May 25
48.20		Bud Houser	USA	Palo Alto	3 Apr 26
49.90		Eric Krenz	USA	Palo Alto	9 Mar 29
51.03		Eric Krenz	USA	Palo Alto	17 May 30

MARK	NAME	COUNTRY	VENUE	DATE
51.73	Paul Jessup	USA	Pittsburgh	23 Aug 30
52.42	Harald Andersson	SWE	Oslo	25 Aug 34
53.10	Willi Schröder	GER	Magdeburg	28 Apr 35
53.26	Archie Harris	USA	Palo Alto	20 Jun 41
53.34	Adolfo Consolini	ITA	Milano	26 Oct 41
54.23	Adolfo Consolini	ITA	Milano	14 Apr 46
54.93	Bob Fitch	USA	Minneapolis	8 Jun 46
55.33	Adolfo Consolini	ITA	Milano	10 Oct 48
56.46	Fortune Gordien	USA	Lisboa	9 Jul 49
56.97	Fortune Gordien	USA	Hämeenlinna	14 Aug 49
57.93	Sim Iness	USA	Lincoln	20 Jun 53
58.10	Fortune Gordien	USA	Pasadena	11 Jul 53
59.28	Fortune Gordien	USA	Pasadena	22 Aug 53
59.91	Edmund Piatkowski	POL	Warszawa	14 Jun 59
59.91	Rink Babka	USA	Walnut	12 Aug 60
60.56	Jay Silvester	USA	Frankfurt-am-Main	11 Aug 61
60.72	Jay Silvester	USA	Bruxelles	20 Aug 61
61.10	Al Oerter	USA	Los Angeles	18 May 62
61.64	Vladimir Truseniyov	URS	Leningrad	4 Jun 62
62.45	Al Oerter	USA	Chicago	1 Jul 62
62.62	Al Oerter	USA	Walnut	27 Apr 63
62.94	Al Oerter	USA	Walnut	25 Apr 64
64.55	Ludvik Danek	TCH	Turnov	2 Aug 64
65.22	Ludvik Danek	TCH	Sokolov	12 Oct 65
66.54	Jay Silvester	USA	Modesto	25 May 68
68.40	Jay Silvester	USA	Reno	18 Sep 68
68.40	Ricky Bruch	SWE	Stockholm	5 Jul 72
68.48	John van Reenen	RSA	Stellenbosch	14 Mar 75
69.08	John Powell	USA	Long Beach	4 May 75
69.18	Mac Wilkins	USA	Walnut	24 Apr 76
69.80	Mac Wilkins	USA	San Jose	1 May 76
70.24	Mac Wilkins	USA	San Jose	1 May 76
70.86	Mac Wilkins	USA	San Jose	1 May 76
71.16	Wolfgang Schmidt	GDR	East Berlin	9 Aug 78
71.86	Yuriy Dumchev	URS	Moskva	29 May 83
74.08	Jürgen Schult	GDR	Neubrandenburg	6 Jun 86

Hammer Throw**45 ratified world records**

57.77	Pat Ryan	USA	New York	17 Aug 13
59.00	Erwin Blask	GER	Stockholm	27 Aug 38
59.02	Imre Németh	HUN	Tata	14 Jul 48
59.57	Imre Németh	HUN	Katowice	4 Sep 49
59.88	Imre Németh	HUN	Budapest	19 May 50
60.34	József Csermák	HUN	Helsinki	24 Jul 52
61.25	Sverre Strandli	NOR	Oslo	14 Sep 52
62.36	Sverre Strandli	NOR	Oslo	5 Sep 53
63.34	Mikhail Krivonosov	URS	Bern	29 Aug 54
64.05	Stanislav Nyenashev	URS	Baku	12 Dec 54
64.33	Mikhail Krivonosov	URS	Warszawa	4 Aug 55
64.52	Mikhail Krivonosov	URS	Beograd	19 Sep 55
65.85	Mikhail Krivonosov	URS	Naichik	25 Apr 56
66.38	Mikhail Krivonosov	URS	Minsk	8 Jul 56
67.32	Mikhail Krivonosov	URS	Tashkent	22 Oct 56
68.54	Hal Connolly	USA	Los Angeles	2 Nov 56
68.68	Hal Connolly	USA	Bakersfield	20 Jun 58
70.33	Hal Connolly	USA	Walnut	12 Aug 60
70.67	Hal Connolly	USA	Palo Alto	21 Jul 62
71.06	Hal Connolly	USA	Ceres	29 May 65
71.26	Hal Connolly	USA	Walnut	20 Jun 65
73.74	Gyula Zsivótzky	HUN	Debrecen	4 Sep 65
73.76	Gyula Zsivótzky	HUN	Budapest	14 Sep 68
74.52	Romuald Klim	URS	Budapest	15 Jun 69
74.68	Anatoliy Bondarchuk	URS	Pireás	20 Sep 69
75.48	Anatoliy Bondarchuk	URS	Rovno	12 Oct 69
76.40	Walter Schmidt	FRG	Lahr	4 Sep 71
76.60	Reinhard Theimer	GBR	Leipzig	4 Jul 74
76.66	Aleksey Spiridonov	URS	München	11 Sep 74
76.70	Karl-Hans Riehm	FRG	Rehlingen	19 May 75
77.56	Karl-Hans Riehm	FRG	Rehlingen	19 May 75

MARK	NAME	COUNTRY	VENUE	DATE
78.50	Karl-Hans Riehm	FRG	Rehlingen	19 May 75
79.30	Walter Schmidt	FRG	Frankfurt-am-Main	14 Aug 75
80.14	Boris Zaychuk	URS	Moskva	9 Jul 78
80.32	Karl-Hans Riehm	FRG	Heidenheim	6 Aug 78
80.38	Yuriy Sedykh	URS	Leselidze	16 May 80
80.46	Jüri Tamm	URS	Leselidze	16 May 80
80.64	Yuriy Sedykh	URS	Leselidze	16 May 80
81.66	Sergey Litvinov	URS	Sochi	24 May 80
81.80	Yuriy Sedykh	URS	Moskva	31 Jul 80
83.98	Sergey Litvinov	URS	Moskva	4 Jun 82
84.14	Sergey Litvinov	URS	Moskva	21 Jun 83
86.34	Yuriy Sedykh	URS	Cork	3 Jul 84
86.66	Yuriy Sedykh	URS	Tallinn	22 Jun 86
86.74	Yuriy Sedykh	URS	Stuttgart	30 Aug 86
Javelin Throw				46 ratified world records
62.32	Eric Lemming	SWE	Stockholm	29 Sep 12
66.10	Jonni Myyrä	FIN	Stockholm	24 Aug 19
66.62	Gunnar Lindström	SWE	Eksjö	12 Oct 24
69.88	Eino Penttilä	FIN	Viipuri	8 Oct 27
71.01	Erik Lundqvist	SWE	Stockholm	15 Aug 28
71.57	Matti Järvinen	FIN	Viipuri	8 Aug 30
71.70	Matti Järvinen	FIN	Tampere	17 Aug 30
71.88	Matti Järvinen	FIN	Vaasa	31 Aug 30
72.93	Matti Järvinen	FIN	Viipuri	14 Sep 30
74.02	Matti Järvinen	FIN	Turku	27 Jun 32
74.28	Matti Järvinen	FIN	Mikkeli	25 May 33
74.61	Matti Järvinen	FIN	Vaasa	7 Jun 33
76.10	Matti Järvinen	FIN	Helsinki	15 Jun 33
76.66	Matti Järvinen	FIN	Torino	7 Sep 34
77.23	Matti Järvinen	FIN	Helsinki	18 Jun 36
77.87	Yrjö Nikkanen	FIN	Karhula	25 Aug 38
78.70	Yrjö Nikkanen	FIN	Kotka	16 Oct 38
80.41	Bud Held	USA	Pasadena	8 Aug 53
81.75	Bud Held	USA	Modesto	21 May 55
83.56	Soini Nikkinen	FIN	Kuhmoinen	24 Jun 56
83.66	Janusz Sidlo	POL	Milano	30 Jun 56
85.71	Egil Danielsen	NOR	Melbourne	26 Nov 56
86.04	Al Cantello	USA	Compton	5 Jun 59
86.74	Carlo Lievore	ITA	Milano	1 Jun 61
87.12	Terje Pedersen	NOR	Oslo	1 Jul 64
91.72	Terje Pedersen	NOR	Oslo	2 Sep 64
91.98	Jānis Lūsis	URS	Saarjärvi	23 Jun 68
92.70	Jorma Kinnunen	FIN	Tampere	18 Jun 69
93.80	Jānis Lūsis	URS	Stockholm	6 Jul 72
94.08	Klaus Wolfermann	FRG	Leverkusen	5 May 73
94.58	Miklós Németh	HUN	Montréal	26 Jul 76
96.72	Ferenc Paragi	HUN	Tata	23 Apr 80
99.72	Tom Petranoff	USA	Los Angeles	15 May 83
104.80	Uwe Hohn	GDR	East Berlin	20 Jul 84
<i>New specification introduced in 1986</i>				
85.74	Klaus Tafelmeier	FRG	Como	21 Sep 86
87.66	Jan Železný	TCH	Nitra	31 May 87
89.10	Patrik Bodén	SWE	Austin	24 Mar 90
89.58	Steve Backley	GBR	Stockholm	2 Jul 90
89.66	Jan Železný	TCH	Oslo	14 Jul 90
90.98	Steve Backley	GBR	London	20 Jul 90
91.98	Seppo Rätty	FIN	Shizuoka	6 May 91
96.96	Seppo Rätty	FIN	Punkalaidun	2 Jun 91
<i>Javelins with serrated tails outlawed by IAAF in 1991, record reverted to 89.58 Backley as above</i>				
91.46	Steve Backley	GBR	North Shore City	25 Jan 92
95.54	Jan Železný	CZE	Pietersburg	6 Apr 93
95.66	Jan Železný	CZE	Sheffield	29 Aug 93
98.48	Jan Železný	CZE	Jena	25 May 96

MARK	NOTE	NAME	COUNTRY	VENUE	DATE
Decathlon					36 ratified world records
<i>The first score given is that computed using the tables in use at the time of the performance. The second is based on the tables currently in use (from 1985)</i>					
7485.61	6087	Aleksander Klumberg	EST	Helsinki	17 Sep 22
7710.775	6476	Harold Osborn	USA	Colombes	12 Jul 24
7820.93	6460	Paavo Yrjölä	FIN	Viipuri	18 Jul 26
7995.19	6566	Paavo Yrjölä	FIN	Helsinki	17 Jul 27
8053.29	6587	Paavo Yrjölä	FIN	Amsterdam	4 Aug 28
8255.475	6865	Akilles Järvinen	FIN	Viipuri	20 Jul 30
8462.235	6736	Jim Bausch	USA	Los Angeles	6 Aug 32
8790.46	7147	Hans-Heinrich Sievert	GER	Hamburg	8 Jul 34
7900	7254	Glenn Morris	USA	Berlin	8 Aug 36
8042	7287	Bob Mathias	USA	Tulare	30 Jun 50
7887	7592	Bob Mathias	USA	Helsinki	26 Jul 52
7985	7608	Rafer Johnson	USA	Kingsburg	11 Jun 55
8014	7653	Vasily Kuznetsov	URS	Krasnodar	18 May 58
8302	7989	Rafer Johnson	USA	Moskva	28 Jul 58
8357	7839	Vasily Kuznetsov	URS	Moskva	17 May 59
8683	7981	Rafer Johnson	USA	Eugene	9 Jul 60
9121	8010	Yang Chuan-Kwang	TPE	Walnut	28 Apr 63
8230	8120	Russ Hodge	USA	Los Angeles	24 Jul 66
8319	8235	Kurt Bendlin	FRG	Heidelberg	14 May 67
8417	8310	Bill Toomey	USA	Los Angeles	11 Dec 69
8454	8466	Nikolay Avilov	URS	München	8 Sep 72
8524	8420	Bruce Jenner	USA	Eugene	10 Aug 75
8538	8454	Bruce Jenner	USA	Eugene	26 Jun 76
8618	8634	Bruce Jenner	USA	Montréal	30 Jul 76
8622	8648	Daley Thompson	GBR	Götzis	18 May 80
8649	8667	Guido Kratschmer	FRG	Bernhausen	15 Jun 80
8704	8730	Daley Thompson	GBR	Götzis	23 May 82
8723	8741	Jürgen Hingsen	FRG	Ulm	15 Aug 82
8743	8774	Daley Thompson	GBR	Athína	8 Sep 82
8779	8825	Jürgen Hingsen	FRG	Bernhausen	5 Jun 84
8798	8832	Jürgen Hingsen	FRG	Mannheim	9 Jun 84
8798	8847	Daley Thompson	GBR	Los Angeles	9 Aug 84
8891		Dan O'Brien	USA	Talence	5 Sep 92
8994		Tomáš Dvořák	CZE	Praha	4 Jul 99
9026		Roman Šebrle	CZE	Götzis	27 May 01
9039		Ashton Eaton	USA	Eugene	23 Jun 12

20,000 Metres Track Walk**26 ratified world records**

1:39:22.0		Niels Petersen	DEN	København	30 Jun 18
1:39:20.4		Armando Valente	ITA	Bologna	2 Dec 26
1:38:53.2		Attilio Callegari	ITA	Milano	26 Dec 26
1:37:42.2		Donato Pavesi	ITA	Milano	23 Oct 27
1:36:34.4		Armando Valente	ITA	Genova	25 Oct 30
1:34:26.0		Jānis Daliņš	LAT	Rīga	1 Jun 33
1:32:28.4		John Mikaelsson	SWE	Växjö	12 Jul 42
1:30:26.4		Josef Doležal	TCH	Stará Boleslav	1 Nov 53
1:30:02.8		Vladimir Golubnichiy	URS	Kiyev	2 Oct 55
1:28:45.2		Leonid Spirin	URS	Kiyev	13 Jun 56
1:27:58.2		Mikhail Lavrov	URS	Moskva	13 Aug 56
1:27:38.6		Grigoriy Panichkin	URS	Stalinabad	9 May 58
1:27:05.0		Vladimir Golubnichiy	URS	Simferopol	23 Sep 58
1:26:45.8		Gennadiy Agapov	URS	Simferopol	6 Apr 69
1:25:50.0		Peter Frenkel	GDR	Erfurt	4 Jul 70
1:25:19.4		Peter Frenkel	GDR	Erfurt	24 Jun 72
1:25:19.4		Hans-Georg Reimann	GDR	Erfurt	24 Jun 72
1:24:45.0		Bernd Kannenberg	FRG	Hamburg	25 May 74
1:23:31.9		Daniel Bautista	MEX	Bergen	14 May 77
1:22:59.4		Anatoliy Solomin	URS	Alushta	26 Apr 79
1:22:19.4		Gérard Lélièvre	FRA	Epinay-sur-Seine	29 Apr 79
1:20:58.6		Domingo Colín	MEX	Bergen	26 May 79
1:20:06.8		Daniel Bautista	MEX	Montréal	17 Oct 79
1:18:40.0		Ernesto Canto	MEX	Bergen	5 May 84
1:18:35.2		Stefan Johansson	SWE	Bergen	15 May 92
1:17:25.6		Bernardo Segura	MEX	Bergen	7 May 94

MARK	NAME	COUNTRY	VENUE	DATE
Two Hours Track Walk				17 ratified world records
24,256m+	Harold Ross	GBR	London	20 May 11
24,843m+	Jānis Daliņš	LAT	Riga	1 Jun 33
25,263m+	Edgar Bruun	NOR	Kristinehamn	8 Oct 39
25,531m	Olle Andersson	SWE	Stockholm	15 Sep 45
25,595m+	Josef Doležal	TCH	Praha	12 Oct 52
25,701m	Josef Doležal	TCH	Stará Boleslav	14 May 55
25,865m+	Anatoliy Vedyakov	URS	Moskva	7 Oct 55
26,117m	Ted Allsopp	AUS	Melbourne	22 Sep 56
26,429m+	Anatoliy Yegorov	URS	Leningrad	15 Jul 59
26,658m+	Peter Frenkel	GDR	East Berlin	11 Apr 71
26,911m+	Karl-Heinz Stadtmüller	GDR	East Berlin	16 Apr 72
26,930m+	Peter Frenkel	GDR	East Berlin	14 Apr 74
27,153m+	Bernd Kannenberg	FRG	Kassel	11 May 74
28,165m	José Marin	ESP	Barcelona	8 Apr 79
28,358m+	Ralf Kowalsky	GDR	East Berlin	28 Mar 82
29,090m+	Thierry Toutain	FRA	Héricourt	24 Mar 91
29,572m+	Maurizio Damilano	ITA	Cuneo	3 Oct 92
30,000 Metres Track Walk				18 ratified world records
2:37:18.2+	Hermann Müller	GER	München	11 Sep 21
2:30:33.6	Hermann Schmidt	GER	Hamburg	27 Apr 41
2:28:57.4+	Harry Olsson	SWE	Borås	15 Aug 43
2:27:46.6	Sándor László	HUN	Budapest	18 May 52
2:27:42.0	John Ljunggren	SWE	Värnamo	3 Aug 52
2:21:38.6	Josef Doležal	TCH	Praha	12 Oct 52
2:20:40.2	Anatoliy Vedyakov	URS	Moskva	7 Oct 55
2:19:43.0+	Anatoliy Vedyakov	URS	Moskva	23 Aug 58
2:17:16.8	Anatoliy Yegorov	URS	Leningrad	15 Jul 59
2:15:16.0	Christoph Höhne	GDR	East Berlin	11 Apr 71
2:14:45.6	Karl-Heinz Stadtmüller	GDR	East Berlin	16 Apr 72
2:14:21.2	Peter Frenkel	GDR	East Berlin	14 Apr 74
2:12:58.0	Bernd Kannenberg	FRG	Kassel	11 May 74
2:11:53.4	Raúl González	MEX	Førde	19 May 78
2:08:00.0	José Marin	ESP	Barcelona	8 Apr 79
2:04:55.5	Guillaume LeBlanc	CAN	Sept-Iles	16 Jun 90
2:03:56.5	Thierry Toutain	FRA	Héricourt	24 Mar 91
2:01:44.1	Maurizio Damilano	ITA	Cuneo	3 Oct 92
50,000 Metres Track Walk				20 ratified world records
4:32:52.0	John Ljunggren	SWE	Gislaved	29 Jul 51
4:31:21.6	Antal Róka	HUN	Budapest	1 Jun 52
4:29:58.0	John Ljunggren	SWE	Fristad	8 Aug 53
4:27:28.4	Ladislav Moc	TCH	Znojmo	13 Oct 55
4:26:05.2	Milan Skřofit	TCH	Krnov	30 Apr 56
4:21:07.0	Ladislav Moc	TCH	Praha	21 Jun 56
4:16:08.6	Sergey Lobastov	URS	Moskva	23 Aug 58
4:14:02.4	Abdon Pamich	ITA	Roma	19 Nov 61
4:10:51.8	Christoph Höhne	GDR	Potsdam	16 May 65
4:08:05.0	Christoph Höhne	GDR	East Berlin	18 Oct 69
4:04:19.8	Peter Selzer	GDR	Naumburg	3 Oct 71
4:03:42.6	Veniamin Soldatenko	URS	Moskva	5 Oct 72
4:00:27.2	Gerhard Weidner	FRG	Hamburg	8 Apr 73
3:56:51.4	Bernd Kannenberg	FRG	Nerviano	16 Nov 75
3:52:23.5	Raúl González	MEX	Førde	19 May 78
3:41:38.4	Raúl González	MEX	Bergen	25 May 79
3:41:28.2	René Piller	FRA	Bergen	7 May 94
3:40:57.9	Thierry Toutain	FRA	Héricourt	29 Sep 96
3:35:27.2	3:35:27.20 Yohan Diniz	FRA	Reims	12 Mar 11
4 x 100 Metres Relay				37 ratified world records
<i>y denotes time for 4 x 110 Yards Relay (402.34m) which was also ratified as a record for this event</i>				
42.3	Germany	GER	Stockholm	8 Jul 12
42.2	United States	USA	Antwerpen	22 Aug 20
42.0	Great Britain & NI	GBR	Colombes	12 Jul 24
42.0	Netherlands	NED	Colombes	12 Jul 24
41.0	United States	USA	Colombes	13 Jul 24
41.0y	Newark AC	USA	Lincoln	4 Jul 27

MARK	AUTO	NAME	COUNTRY	VENUE	DATE
41.0		Eintracht Frankfurt	GER	Halle	10 Jun 28
41.0		United States	USA	Amsterdam	5 Aug 28
40.8		Germany	GER	Berlin	2 Sep 28
40.8		SC Charlottenburg	GER	Breslau	22 Jul 29
40.8y		University of Southern California	USA	Fresno	9 May 31
40.6		Germany	GER	Kassel	14 Jun 32
40.0	40.10	United States	USA	Los Angeles	7 Aug 32
39.8		United States	USA	Berlin	9 Aug 36
39.5	39.60	United States	USA	Melbourne	1 Dec 56
39.5		Germany	FRG	Köln	29 Aug 58
39.5	39.61	Germany	FRG	Roma	7 Sep 60
39.5	39.66	Germany	FRG	Roma	8 Sep 60
39.1		United States	USA	Moskva	15 Jul 61
39.0	39.06	United States	USA	Tokyo	21 Oct 64
38.6y		University of Southern California	USA	Provo	17 Jun 67
38.6	38.65	Jamaica	JAM	Ciudad de México	19 Oct 68
38.3	38.39	Jamaica	JAM	Ciudad de México	19 Oct 68
38.2	38.24	United States	USA	Ciudad de México	20 Oct 68
38.2	38.19	United States	USA	München	10 Sep 72
<i>Progression of automatically-timed records following the first such ratified mark, 38.19 USA as above:</i>					
38.03		United States	USA	Düsseldorf	3 Sep 77
37.86		United States	USA	Helsinki	10 Aug 83
37.83		United States	USA	Los Angeles	11 Aug 84
37.79		France	FRA	Split	1 Sep 90
37.79		Santa Monica Track Club	USA	Monaco	3 Aug 91
37.67		United States 1	USA	Zürich	7 Aug 91
37.50		United States	USA	Tokyo	1 Sep 91
37.40		United States	USA	Barcelona	8 Aug 92
37.40		United States	USA	Stuttgart	21 Aug 93
37.10		Jamaica	JAM	Beijing	22 Aug 08
37.04		Jamaica	JAM	Daegu	4 Sep 11
36.84		Jamaica	JAM	London	11 Aug 12

4 x 200 Metres Relay**21 ratified world records***y denotes time for 4 x 220 Yards Relay which was also ratified as a record for this event*

1:36.0		AIK Stockholm	SWE	Stockholm	13 Sep 08
1:27.8y		University of Pennsylvania	USA	Philadelphia	7 Jun 19
1:27.4y		New York AC	USA	Pasadena	5 Jul 21
1:25.8y		University of Southern California	USA	Los Angeles	14 May 27
1:25.0y		Palo Alto University	USA	Fresno	15 May 37
1:24.4y		University of Southern California	USA	Fresno	14 May 49
1:24.0y		University of Southern California	USA	Los Angeles	20 May 49
1:24.0y		Abilene Christian College	USA	Modesto	26 May 56
1:23.8y		United States	USA	Sydney	5 Dec 56
1:22.7y		University of Texas	USA	Austin	5 Apr 57
1:22.6y		Abilene Christian College	USA	Modesto	31 May 58
1:22.1y		San Jose State College	USA	Fresno	13 May 67
1:21.7y		Texas A&M University	USA	Des Moines	24 Apr 70
1:21.5		Italy	ITA	Barletta	21 Jul 72
1:21.5		University of Tennessee	USA	Philadelphia	24 Apr 76
1:21.4		Arizona State University	USA	Philadelphia	30 Apr 77
1:20.3		University of Southern California	USA	Tempe	27 May 78
1:19.38		Santa Monica Track Club	USA	Koblenz	23 Aug 89
1:19.11		Santa Monica Track Club	USA	Philadelphia	25 Apr 92
1:18.68		Santa Monica Track Club	USA	Walnut	17 Apr 94
1:18.63		Jamaica	JAM	Nassau	24 May 14

4 x 400 Metres Relay**15 ratified world records***y denotes time for 4 x 440 Yards Relay which was also ratified as a record for this event*

3:18.2y		Irish-American AC	USA	New York	4 Sep 11
3:16.6		United States	USA	Stockholm	15 Jul 12
3:16.0		United States	USA	Colombes	13 Jul 24
3:14.2		United States	USA	Amsterdam	5 Aug 28
3:13.4y		United States	USA	London	11 Aug 28
3:12.6y		Palo Alto University	USA	Fresno	8 May 31
3:08.2		United States	USA	Los Angeles	7 Aug 32
3:03.9	3:04.04	Jamaica	JAM	Helsinki	27 Jul 52
3:02.2	3:02.37	United States	USA	Roma	8 Sep 60
3:00.7		United States	USA	Tokyo	21 Oct 64

MARK	NAME	COUNTRY	VENUE	DATE
2:59.6	United States	USA	Los Angeles	24 Jul 66
2:56.1	2:56.16 United States	USA	Ciudad de México	20 Oct 68
2:56.16	United States	USA	Seoul	1 Oct 88
2:55.74	United States	USA	Barcelona	8 Aug 92
2:54.29	United States	USA	Stuttgart	22 Aug 93

4 x 800 Metres Relay**15 ratified world records***y denotes time for 4 x 880 Yards Relay which was also ratified as a record for this event*

7:41.4y	Boston AA	USA	Philadelphia	6 Jul 26
7:35.8y	United States	USA	London	15 Aug 36
7:34.5y	University of California	USA	Los Angeles	24 May 41
7:30.4	Germany	GER	Braunschweig	23 Aug 41
7:29.0	Sweden	SWE	Stockholm	13 Sep 46
7:28.0	ÚDA Praha	TCH	Stará Boleslav	29 Jul 53
7:27.3y	Fordham University	USA	Los Angeles	21 May 54
7:26.8	Soviet Army Team	URS	Kiyev	25 Jul 54
7:26.4	ZSKA Moskva	URS	Riga	1 Aug 55
7:15.8	Belgium	BEL	Bruxelles	8 Aug 56
7:08.6	FR of Germany	FRG	Wiesbaden	13 Aug 66
7:08.1	USSR	URS	Podolsk	13 Aug 78
7:03.89	Great Britain & NI	GBR	London	30 Aug 82
7:02.43	Kenya	KEN	Bruxelles	25 Aug 06

Distance Medley Relay (1200m / 400m / 800m / 1600m)**one world record awaiting ratification**

9:15.50	awaiting ratification	United States	USA	Nassau	3 May 15
---------	-----------------------	---------------	-----	--------	----------

4 x 1500 Metres Relay**20 ratified world records**

16:40.2	IK Göta Stockholm	SWE	Stockholm	12 Aug 19
16:37.0	IF Linnéa Stockholm	SWE	Norrköping	2 Aug 25
16:26.2	Turun Urheiluliitto Turku	FIN	Stockholm	12 Jul 26
16:11.4	Turun Urheiluliitto Turku	FIN	Viipuri	17 Jul 26
15:55.6	Great Britain & NI	GBR	Köln	30 Aug 31
15:54.8	Finland	FIN	Göteborg	17 Sep 39
15:42.0	Brandkärens IK Stockholm	SWE	Göteborg	3 Aug 41
15:38.6	Malmö AI	SWE	Norrköping	29 Jul 45
15:34.6	Gefle IF	SWE	Karlstad	27 Jul 47
15:30.2	Gefle IF	SWE	Gävle	3 Jul 49
15:29.2	Hungary	HUN	Budapest	23 Sep 53
15:27.2	Great Britain & NI	GBR	London	23 Sep 53
15:21.2	Honvéd Budapest	HUN	Budapest	14 Jul 54
15:14.8	Honvéd Budapest	HUN	Budapest	29 Sep 55
15:11.4	German Democratic Republic	GDR	Poznan	9 Aug 58
15:04.2	France	FRA	Versailles	28 Jun 61
14:58.0	German Democratic Republic	GDR	Potsdam	23 Jul 63
14:49.0	France	FRA	Saint Maur	25 Jun 65
14:38.8	FR of Germany	FRG	Köln	17 Aug 77
14:36.23	Kenya	KEN	Bruxelles	4 Sep 09
14:22.22	Kenya	KEN	Nassau	25 May 14

Road events – world bests and world records

These were accepted by the IAAF as world bests from January 1, 2003 and world records from January 1, 2004. Listed is the progression of world bests prior to official acceptance and superior unratified marks thereafter. Indented are marks set on uncertified or aided courses which do not fulfill the criteria specified in IAAF Rule 260.28.b (separation between start and finish points should not be more than 50% of race distance) or 260.28.c (the decrease in elevation should not be greater than one in a thousand). Records ratified by the IAAF are shown in bold. + denotes marks set en route to longer distances

10 Kilometres**3 ratified world records**

29:57+	Derek Clayton	AUS	Fukuoka	3 Dec 67
30:07	George Stewart	USA	Tulsa	9 Oct 71
29:37	Stanislav Hoffman	CZE	Praha	22 Sep 74
29:14	Don Kardong	USA	Atlanta	4 Jul 76
28:35	Bill Rodgers	USA	Birmingham	20 Nov 76
28:03	Craig Virgin	USA	Eugene	12 Mar 78
28:24	Greg Meyer	USA	Boston	23 Jun 79
28:00	27:59.3 Matthews Motswaratu	RSA	Purchase	4 Oct 80
27:55	Mike Musyoki	KEN	New Orleans	5 Apr 81
27:49	Mike Musyoki	KEN	New Orleans	4 Apr 82
27:43	Zakariah Barie	TAN	Phoenix	3 Mar 84

MARK	NOTE	NAME	COUNTRY	VENUE	DATE
27:23	27:22.6	Mark Nenow	USA	New Orleans	1 Apr 84
27:41		Arturo Barrios	MEX	Phoenix	1 Mar 86
27:40		Addis Abebe	ETH	Jakarta	24 Jan 93
27:37		Tendai Chimusasa	ZIM	Wurzburg	25 Apr 93
27:34		William Sigei	KEN	Dongio	4 Apr 94
27:34		Haile Gebrselassie	ETH	Dongio	4 Apr 94
	27:24	William Sigei	KEN	New Orleans	16 Apr 94
27:20		Joseph Kimani	KEN	Cleveland	5 May 96
	27:04	Joseph Kimani	KEN	Atlanta	4 Jul 96
27:18		Sammy Kipketer	KEN	Brunssum	8 Apr 01
	27:11	Sammy Kipketer	KEN	New Orleans	30 Mar 02
27:02		Haile Gebrselassie	ETH	Doha	11 Dec 02
	26:54	Eliud Kipchoge	KEN	Madrid	31 Dec 06
	26:54	Zersenay Tadese	ERI	Madrid	31 Dec 06
27:01	27:00.5	Micah Kogo	KEN	Brunssum	29 Mar 09
26:44	26:43.7	Leonard Komon	KEN	Utrecht	26 Sep 10

15 Kilometres**3 ratified world records**

46:05		Pete McArdle	USA	Santa Monica	1 Sep 58
45:12		Alex Breckenridge	USA	Atlantic City	25 Oct 59
	44:57+	Derek Clayton	AUS	Fukuoka	3 Dec 67
43:46	43:45.2	Jürgen Haase	GDR	Sachsenhausen	21 Apr 74
43:41		Ric Rojas	USA	Minneapolis	16 Sep 78
43:41		Greg Meyer	USA	Tampa	9 Feb 80
43:12		Ric Rojas	USA	Tampa	7 Feb 81
43:09		Mike Musyoki	KEN	Tampa	6 Feb 82
42:47		Rob de Castella	AUS	Tampa	5 Feb 83
42:28		Mike Musyoki	KEN	Portland	26 Jun 83
42:12		Paul Tergat	KEN	La Courneuve	29 May 94
42:04+		Paul Tergat	KEN	Milano	4 Apr 98
41:29	41:28.8	Felix Limo	KEN	Nijmegen	11 Nov 01
	41:22+	Haile Gebrselassie	ETH	Tilburg	4 Sep 05
41:29+		Samuel Wanjiru	KEN	Ra's Al Khaymah	9 Feb 07
41:29+		Deriba Merga	ETH	Ra's Al Khaymah	20 Feb 09
41:13	41:12.5	Leonard Komon	KEN	Nijmegen	21 Nov 10

20 Kilometres**3 ratified world records**

62:30		Sergey Popov	URS	Stockholm	24 Aug 58
64:09		John Kelley	USA	Needham	4 Jul 59
60:58		Abebe Bikila	ETH	Tokyo	21 Oct 64
	59:59	Derek Clayton	AUS	Fukuoka	3 Dec 67
63:43		Pete McArdle	USA	Needham	4 Jul 61
60:55		Takayuki Nakao	JPN	Nagoya	21 Mar 62
59:46		Seiichiro Sasaki	JPN	Fukuchiyama	3 Mar 68
58:57		Seiichiro Sasaki	JPN	Kashima	23 Feb 69
58:08	58:07.1	Toshihiko Seko	JPN	Fuchu	18 Nov 79
57:49	57:48.5	Toshihiko Seko	JPN	Fuchu	23 Nov 80
57:03+		Shem Kororia	KEN	Kosice	4 Oct 97
57:03+		Kenneth Cheruiyot	KEN	Kosice	4 Oct 97
56:18+		Paul Tergat	KEN	Milano	4 Apr 98
56:18+		Samuel Wanjiru	KEN	Rotterdam	11 Sep 05
55:48+		Haile Gebrselassie	ETH	Tempe	15 Jan 06
55:31+		Samuel Wanjiru	KEN	Den Haag	17 Mar 07
55:21+		Zersenay Tadese	ERI	Lisboa	21 Mar 10

Half Marathon**5 ratified world records**

65:44		Ron Hill	GBR	Freckleton	19 Jun 65
65:42		Pete Ravald	GBR	Freckleton	18 Jun 66
64:28+		Abebe Bikila	ETH	Tokyo	21 Oct 64
	63:22+	Derek Clayton	AUS	Fukuoka	3 Dec 67
64:45		Ron Hill	GBR	Freckleton	21 Jun 69
63:53		Derek Graham	GBR	Belfast	2 May 07
63:46		Juan Rafael Angel Perez	CRC	Coamo	8 Feb 76
63:46		José Reveyne	BEL	Den Haag	27 Mar 76
62:57	62:56.3	Miruts Yifter	ETH	Coamo	6 Feb 77
62:47		Tony Simmons	GBR	Welwyn Garden City	24 Jun 78
62:36		Nick Rose	GBR	Dayton	14 Oct 79
62:32		Kirk Pfeffer	USA	Las Vegas	7 Dec 79
62:16		Stan Mavis	USA	New Orleans	27 Jan 80
61:47		Herb Lindsay	USA	Manchester, VT	20 Sep 81

MARK	NOTE	NAME	COUNTRY	VENUE	DATE
61:36		Mike Musyoki	KEN	Philadelphia	19 Sep 82
61:32		Paul Cummings	USA	Dayton	25 Sep 83
61:14		Steve Jones	GBR	Birmingham	11 Aug 85
60:55		Mark Curp	USA	Philadelphia	15 Sep 85
60:43		Mike Musyoki	KEN	South Shields	8 Jun 86
60:10		Matthews Temane	RSA	East London	25 Jul 87
60:06		Steve Moneghetti	AUS	Tokyo	24 Jan 93
59:47		Moses Tanui	KEN	Milano	3 Apr 93
59:43		Antonio Pinto	POR	Lisboa	15 Mar 98
59:17		Paul Tergat	KEN	Milano	4 Apr 98
59:06		Paul Tergat	KEN	Lisboa	26 Mar 00
59:16		Samuel Wanjiru	KEN	Rotterdam	11 Sep 05
59:05		Zersenay Tadese	ERI	South Shields	18 Sep 05
58:55		Haile Gebrselassie	ETH	Tempe	15 Jan 06
58:53		Samuel Wanjiru	KEN	Ra's Al Khaymah	9 Feb 07
58:33		Samuel Wanjiru	KEN	Den Haag	17 Mar 07
58:23		Zersenay Tadese	ERI	Lisboa	21 Mar 10

25 Kilometres**4 ratified world records**

1:20.53.2		Evert Heinström	FIN	Stockholm	12 Oct 47
1:19.35+		Jim Peters	GBR	Turku	4 Oct 53
1:20:14	1:20:13.8	Antti Viskari	FIN	Helsinki	19 May 55
1:19:14	1:19:13.8	Eino Oksanen	FIN	Helsinki	25 Sep 55
1:18:23+		Sergey Popov	URS	Stockholm	24 Aug 58
1:16:40+		Abebe Bikila	ETH	Tokyo	21 Oct 64
1:18:33	1:18:32.4	Antti Viskari	FIN	Helsinki	31 May 56
1:18.32	1:18:32.0	Eino Oksanen	FIN	Helsinki	30 Sep 56
1:17:53	1:17:52.2	Eino Oksanen	FIN	Helsinki	29 Sep 57
1:15:11+		Derek Clayton	AUS	Fukuoka	3 Dec 67
1:17:50		Mikko Ala-Lappilampi	FIN	Helsinki	15 Sep 68
1:16:24	1:16:23.6	Lasse Virén	FIN	Helsinki	9 May 71
1:15:09	1:15:08.8	Seppo Tuominen	FIN	Helsinki	7 May 72
1:13.52		Seppo Nikkari	FIN	Vantaa	12 Nov 72
1:13:14		Rodgers Rop	KEN	Berlin	6 May 01
1:12:45		Paul Koskei	KEN	Berlin	9 May 04
1:11:37		Haile Gebrselassie	ETH	Alphen den Rijn	11 Mar 06
1:11:50		Samuel Kosgei	KEN	Berlin	9 May 10
1:11:18		Dennis Kimetto	KEN	Berlin	6 May 12

30 Kilometres**5 ratified world records**

1:37:01+		Jim Peters	GBR	Turku	4 Oct 53
1:32:59	1:32:58.8	Sergey Popov	URS	Moskva	15 Jun 58
1:32:50+		Abebe Bikila	ETH	Tokyo	21 Oct 64
1:31:52	1:31:26.8	Toru Terasawa	JPN	Kumamoto	7 Mar 65
1:30:32+		Derek Clayton	AUS	Fukuoka	3 Dec 67
1:30:32+		Seiichiro Sasaki	JPN	Fukuoka	3 Dec 67
1:31:33		Mitsuo Uji	JPN	Ome	25 Feb 68
1:31:27	1:31:22.0	Akio Usami	JPN	Kumamoto	28 Feb 71
1:31:22		Kunimitsu Ito	JPN	Kumamoto	23 Feb 75
1:30:21	1:30:20.8	Toshiaki Kamata	JPN	Kumamoto	24 Feb 76
1:29:12		Kunimitsu Ito	JPN	Kumamoto	24 Feb 80
1:28:46		Kazuya Nishimoto	JPN	Kumamoto	24 Feb 85
1:28:36		Takayuki Matsumiya	JPN	Kumamoto	16 Feb 03
1:28:00		Takayuki Matsumiya	JPN	Kumamoto	27 Feb 05
1:27:49+		Haile Gebrselassie	ETH	Berlin	20 Sep 09
1:27:37+		Peter Kirui	KEN	Berlin	25 Sep 11
1:27:38+		Patrick Makau	KEN	Berlin	25 Sep 11
1:27:36+		Wilfred Kirwa Kigen	KEN	Berlin	28 Sep 14
1:27:37+		Emmanuel Mutai	KEN	Berlin	28 Sep 14

Marathon**6 ratified world records**

2:55:18.4		John Hayes	USA	London	24 Jul 08
2:52:45.4		Robert Fowler	USA	Yonkers	1 Jan 09
2:46:52.8		James Clark	USA	New York	12 Feb 09
2:42:31.0		Henry Barrett	GBR	London	8 May 09
2:40:34.2		Thure Johansson	SWE	Stockholm	31 Aug 09
2:38:16.2+		Harry Green	GBR	London	12 May 13
2:36:06.6		Alexis Ahlgren	SWE	London	31 May 13
2:32:35.8		Hannes Kolehmainen	FIN	Antwerpen	22 Aug 20

MARK	NAME	COUNTRY	VENUE	DATE
2:29:01.8	Albert Michelsen	USA	Port Chester	12 Oct 25
2:27:49.0	Fusashige Suzuki	JPN	Tokyo	31 Mar 35
2:26:44.0	Yasuo Ikenaka	JPN	Tokyo	3 Apr 35
2:26:42	Kitei Son/Sohn Kee Chung	JPN/KOR	Tokyo	3 Nov 35
2:25:39	Yun Bok Suh	KOR	Boston	19 Apr 47
2:20:42.2	Jim Peters	GBR	Chiswick	14 Jun 52
2:18:40.4	Jim Peters	GBR	Chiswick	13 Jun 53
2:18:34.8	Jim Peters	GBR	Turku	4 Oct 53
2:17:39.4	Jim Peters	GBR	Chiswick	26 Jun 54
2:15:17.0	Sergey Popov	URS	Stockholm	24 Aug 58
2:15:16.2	Abebe Bikila	ETH	Roma	10 Sep 60
2:15:15.8	Toru Terasawa	JPN	Beppu	17 Feb 63
2:14:28	Buddy Edelen	USA	Chiswick	15 Jun 63
2:13:55	Basil Heatley	GBR	Chiswick	13 Jun 64
2:12:11.2	Abebe Bikila	ETH	Tokyo	21 Oct 64
2:12:00	Morio Shigematsu	JPN	Chiswick	12 Jun 65
2:09:36.4	Derek Clayton	AUS	Fukuoka	3 Dec 67
2:08:33.6	Derek Clayton	AUS	Antwerpen	30 May 69
2:08:18	Rob de Castella	AUS	Fukuoka	6 Dec 81
2:08:05	Steve Jones	GBR	Chicago	21 Oct 84
2:07:12	Carlos Lopes	POR	Rotterdam	20 Apr 85
2:06:50	Belayneh Dinsamo	ETH	Rotterdam	17 Apr 88
2:06:05	Ronaldo da Costa	BRA	Berlin	20 Sep 98
2:05:42	Khalid Khannouchi	MAR	Chicago	24 Oct 99
2:05:38	Khalid Khannouchi	USA	London	14 Apr 02
2:04:55	Paul Tergat	KEN	Berlin	28 Sep 03
2:04:26	Haile Gebrselassie	ETH	Berlin	30 Sep 07
2:03:59	Haile Gebrselassie	ETH	Berlin	28 Sep 08
2:03:02	Geoffrey Mutai	KEN	Boston	18 Apr 11
2:03:38	Patrick Makau	KEN	Berlin	25 Sep 11
2:03:23	Wilson Kipsang	KEN	Berlin	29 Sep 13
2:02:57	Dennis Kimetto	KEN	Berlin	28 Sep 14

20 Kilometres Road Walk**4 ratified world records**

1:38:43	Hermann Müller	GER	Berlin	4 Oct 11
1:37:57	Emile Anthoine	FRA	Paris	13 Jul 13
1:34:15	Václav Balšán	TCH	Česky Brod	13 Aug 33
1:33:25	Fritz Bleiweiss	GER	Fürstenwalde	7 Jun 36
1:32:12	John Mikaelsson	SWE	Malmö	30 May 37
1:31:44	John Mikaelsson	SWE	Stockholm	10 Jun 46
1:31:21	Josef Doležal	TCH	Praha	5 Jun 55
1:30:36	Vladimir Golubnichiy	URS	Kiyev	23 Sep 55
1:30:00	Josef Doležal	TCH	Praha	25 Jul 56
1:28:39	Vladimir Guk	URS	Kiyev	13 Apr 57
1:27:29	Leonid Spirin	URS	Moskva	7 Jul 57
1:27:04	Vladimir Golubnichiy	URS	Moskva	5 Jul 59
1:25:58	Anatoliy Vedyakov	URS	Moskva	6 Sep 59
1:25:22	Gennady Agapov	URS	Leningrad	21 Jul 68
1:25:19	Gennady Agapov	URS	East Berlin	7 May 72
1:24:50	Paul Nihill	GBR	Douglas	30 Jul 72
1:23:40	Daniel Bautista	MEX	Bydgoszcz	30 May 76
1:23:30	Anatoliy Solomin	URS	Vilnius	19 Jul 78
1:23:12	Roland Wieser	GDR	Praha	30 Aug 78
1:22:19	Vadim Tsvetkov	URS	Klaipeda	13 May 79
1:22:16	Daniel Bautista	MEX	Valencia	19 May 79
1:21:04	Daniel Bautista	MEX	Vretstorp	9 Jun 79
1:21:01	Reima Salonen	FIN	Raisio	9 Sep 79
1:21:00	Daniel Bautista	MEX	Jalapa	30 Mar 80
1:19:35	Domingo Colin	MEX	Cherkassy	27 Apr 80
1:19:30	Josef Pribilinec	TCH	Bergen	24 Sep 83
1:19:24	Carlos Mercenario	MEX	New York	3 May 87
1:19:12	Axel Noack	GDR	Karl-Marx-Stadt	21 Jun 87
1:19:08	Mikhail Shchennikov	URS	Kiyev	30 Jul 88
1:18:54	Yevgeniy Misyulya	URS	Sochi	19 Feb 89
1:18:20	Andrey Perlov	URS	Moskva	26 May 90
1:18:13	Pavol Blazek	TCH	Hildesheim	16 Sep 90
1:17:46	Julio Martínez	GUA	Eisenhüttenstadt	8 May 99
1:17:46	Roman Rasskazov	RUS	Moskva	19 May 00
1:17:22	Francisco Fernández	ESP	Turku	28 Apr 02

MARK	NOTE	NAME	COUNTRY	VENUE	DATE
1:17:21		Jefferson Pérez	ECU	Paris (St. Denis)	23 Aug 03
1:17:16		Vladimir Kanaykin	RUS	Saransk	29 Sep 07
1:16:43		Sergey Morozov	RUS	Saransk	8 Jun 08
1:17:02		Yohann Diniz	FRA	Arles	8 Mar 15
1:16:36		Yusuke Suzuki	JPN	Nomi	15 Mar 15

50 Kilometres Road Walk**5 ratified world records**

4:40:15		Hermann Müller	GER	München	7 Sep 21
4:36:22		Karl Hähnel	GER	Berlin	20 Sep 24
4:34:03.0		Paul Sievert	GER	München	5 Oct 24
4:30:22		Romano Vecchiatti	ITA	Roma	16 Sep 28
4:26:41		Edgar Bruun	NOR	Oslo	28 Jun 36
4:24:47		Viggo Invorsen	DEN	Odense	17 Aug 41
4:23:40		Josef Doležal	TCH	Podebrady	4 Aug 46
4:23:14		Josef Doležal	TCH	Podebrady	24 Aug 52
4:20:30		Vladimir Ukhov	URS	Leningrad	29 Aug 52
4:16:06		Josef Doležal	TCH	Podebrady	12 Sep 54
4:07:29		Anatoliy Yegorov	URS	Tbilisi	17 Nov 55
4:05:13		Grigoriy Klimov	URS	Moskva	10 Aug 56
4:03:53		Anatoliy Vedyakov	URS	Moskva	13 Aug 59
4:03:02		Abdon Pamich	ITA	Ponte San Pietro	16 Oct 60
4:01:39		Grigoriy Klimov	URS	Leningrad	17 Aug 61
4:00:50		Mikhail Lavrov	URS	Kazan	5 Sep 61
3:55:36		Gennadiy Agapov	URS	Alma-Ata	17 Oct 65
3:52:45		Bernd Kannenberg	GER	Bremen	27 May 72
3:45:52		Raúl González	MEX	Mixhuca	23 Apr 78
3:41:20		Raúl González	MEX	Podebrady	11 Jun 78
3:40:46		José Marín	ESP	Valencia	13 Mar 83
3:38:31		Ronald Weigel	GDR	East Berlin	20 Jul 84
3:38:17		Ronald Weigel	GDR	Potsdam	25 May 86
3:37:41		Andrey Perlov	URS	Leningrad	5 Aug 89
3:37:26		Valeriy Spitsyn	RUS	Moskva	21 May 00
3:36:39		Robert Korzeniowski	POL	München	8 Aug 02
3:36:03		Robert Korzeniowski	POL	Paris (St. Denis)	27 Aug 03
3:35:29		Denis Nizhegorodov	RUS	Cheboksary	14 Jun 04
3:35:47		Nathan Deakes	AUS	Geelong	2 Dec 06
3:34:14		Denis Nizhegorodov	RUS	Cheboksary	11 May 08
3:32:33		Yohann Diniz	FRA	Zürich	15 Aug 14

Additional road race running events**100 Kilometres****1 ratified world record**

6:13:33		Takahiro Sunada	JPN	Yubetsu	21 Jun 98
---------	--	-----------------	-----	---------	-----------

Road Relay (Stages of 5Km, 10Km, 5Km, 10Km, 5Km, 7.195Km)**2 ratified world records**

1:57:56		Morocco	MAR	Litohoro	17 Apr 94
1:57:06		Kenya	KEN	Chiba	23 Nov 05



BEST THREE BY YEAR 1963-2014

These listings show the top three performers in championship events, the Mile and the 3000m each year for the past 52 years. Up to 1977 for sprints, electrically and hand-timed marks have been mixed using the then accepted adjustments of 0.24 for 100/200m and 0.14 for 400m. So for example, Hayes's 10.06 is ranked above Esteves's 10.0 hand in 1964. Times for 120 yard, 440 yard and 880 yard races have been amended respectively by margins of 0.03, -0.26 and -0.6 in order to allow meaningful comparisons with their metric equivalents. Times which have been adjusted in this manner are asterisked. For the jumps and shot put, indoor marks are shown.

YEAR	FIRST		SECOND		THIRD			
100 Metres								
1963	Arquimedes Herrera	VEN	10.2 ^(10.32)					
	Andrzej Zieliński	POL	10.2					
	Bob Hayes	USA	10.2					
1964	Bob Hayes	USA	10.06	Horacio Esteves	VEN	10.0	Enriques Figuerola	CUB 10.25
1965	Chen Chiachuan	CHN	10.0	Darel Newman	USA	10.26	Four men	10.1
1966	Tommie Smith	USA	10.1				16 men	10.2
	Hideo Iijima	JPN	10.1					
1967	Gassou Koné	CIV	10.21	Four men		10.0 ^(or 10.24)		
1968	Jim Hines	USA	9.95	Charlie Greene	USA	10.02	Lennox Miller	JAM 10.04
1969	Hermes Ramirez	CUB	10.0				Nine men	10.1
	Valeriy Borzov	URS	10.0					
1970	Gert Metz	FRG	10.0	Eight men		10.1		
1971	Lennox Miller	JAM	10.19	Four men		10.0		
1972	Valeriy Borzov	URS	10.07	Robert Taylor	USA	10.16	Hasely Crawford	TRI 10.18
1973	Steve Williams	USA	10.15	Silvio Leonard	CUB	10.24	Siegfried Schenke	GDR 10.26
1974	Steve Williams	USA	9.9	Steve Riddick	USA	10.20	Reggie Jones	USA 10.23
1975	Steve Riddick	USA	10.05	Steve Williams	USA	10.08	Silvio Leonard	CUB 10.15
1976	Hasely Crawford	TRI	10.06	Don Quarrie	JAM	10.07	Harvey Gance	USA 10.11
1977	Silvio Leonard	CUB	9.98	Don Quarrie	JAM	10.12		
				Eugen Ray	GDR	10.12		
1978	Clancy Edwards	USA	10.07					
	Eddie Hart	USA	10.07					
	Steve Williams	USA	10.07					
1979	Pietro Mennea	ITA	10.01	James Sanford	USA	10.07		
				Mike Roberson	USA	10.07		
1980	James Sanford	USA	10.02	Stanley Floyd	USA	10.07	Allan Wells	GBR 10.11
1981	Carl Lewis	USA	10.00	Mel Lattany	USA	10.04	James Sanford	USA 10.05
1982	Carl Lewis	USA	10.00	Stanley Floyd	USA	10.03	Calvin Smith	USA 10.05
1983	Calvin Smith	USA	9.93	Carl Lewis	USA	9.97	Mel Lattany	USA 10.03
1984	Mel Lattany	USA	9.96	Carl Lewis	USA	9.99	Marian Woronin	POL 10.00
1985	Carl Lewis	USA	9.98	Ben Johnson	CAN	10.00	Harvey Gance	USA 10.05
1986	Ben Johnson	CAN	9.95	Chidi Imo	NGR	10.00	Robson da Silva	BRA 10.02
1987	Carl Lewis	USA	9.93	Linford Christie	GBR	10.03	Mark Witherspoon	USA 10.04
1988	Carl Lewis	USA	9.92	Calvin Smith	USA	9.97		
				Linford Christie	GBR	9.97		
1989	Leroy Burrell	USA	9.94	Ray Stewart	JAM	9.97	Frankie Fredericks	NAM 10.02
1990	Leroy Burrell	USA	9.96	Linford Christie	GBR	10.02		
				Daniel Sangouma	FRA	10.02		
1991	Carl Lewis	USA	9.86	Leroy Burrell	USA	9.88	Dennis Mitchell	USA 9.91
1992	Mike Marsh	USA	9.93	Davidson Ezinwa	NGR	9.96		
				Linford Christie	GBR	9.96		
1993	Linford Christie	GBR	9.87	Andre Cason	USA	9.92	Daniel Effiong	NGR 9.98
1994	Leroy Burrell	USA	9.85	Linford Christie	GBR	9.91	Davidson Ezinwa	NGR 9.94
							Dennis Mitchell	USA 9.94
1995	Donovan Bailey	CAN	9.91	Bruny Surin	CAN	9.97		
				Linford Christie	GBR	9.97		
1996	Donovan Bailey	CAN	9.84	Frankie Fredericks	NAM	9.86	Ato Boldon	TRI 9.90
1997	Maurice Greene	USA	9.86	Ato Boldon	TRI	9.87	Frankie Fredericks	NAM 9.90
1998	Ato Boldon	TRI	9.86	Obadele Thompson	BAR	9.87	Bruny Surin	CAN 9.89
1999	Maurice Greene	USA	9.79	Bruny Surin	CAN	9.84	Ato Boldon	TRI 9.86
2000	Maurice Greene	USA	9.86	Ato Boldon	TRI	9.95	Jon Drummond	USA 9.96
2001	Maurice Greene	USA	9.82	Ato Boldon	TRI	9.88	Bernard Williams	USA 9.94
2002	Maurice Greene	USA	9.89	Frankie Fredericks	NAM	9.94		
				Shawn Crawford	USA	9.94		
2003	Patrick Johnson	AUS	9.93	Maurice Greene	USA	9.94	Deji Aliu	NGR 9.95
2004	Justin Gatlin	USA	9.85	Francis Obikwelu	POR	9.86	Maurice Greene	USA 9.87
							Asafa Powell	JAM 9.87

YEAR	FIRST			SECOND			THIRD		
2005	Asafa Powell	JAM	9.77	Justin Gatlin	USA	9.88	Leonard Scott	USA	9.94
2006	Asafa Powell	JAM	9.77	Tyson Gay	USA	9.84	Olusoji Fasuba	NGR	9.85
2007	Asafa Powell	JAM	9.74	Tyson Gay	USA	9.84	Derrick Adkins	BAH	9.91
2008	Usain Bolt	JAM	9.69	Asafa Powell	JAM	9.72	Tyson Gay	USA	9.77
2009	Usain Bolt	JAM	9.58	Tyson Gay	USA	9.69	Asafa Powell	JAM	9.82
2010	Tyson Gay	USA	9.78				Asafa Powell	JAM	9.82
	Nesta Carter	JAM	9.78				Usain Bolt	JAM	9.82
2011	Usain Bolt	JAM	9.76	Asafa Powell	JAM	9.78	Tyson Gay	USA	9.79
2012	Usain Bolt	JAM	9.63	Yohan Blake	JAM	9.69	Justin Gatlin	USA	9.79
2013	Usain Bolt	JAM	9.77	Justin Gatlin	USA	9.85	Nesta Carter	JAM	9.87
2014	Justin Gatlin	USA	9.77	Richard Thompson	TTO	9.82	Asafa Powell	JAM	9.87
200 Metres									
1963	Henry Carr	USA	20.2	Bob Hayes	USA	20.4	Adolph Plummer	USA	20.5
							Larry Questad	USA	20.5
							Paul Drayton	USA	20.58
1964	Henry Carr	USA	20.1	Edwin Roberts	TRI	20.3			
1965	Edwin Roberts	TRI	20.4	Nine men		20.5			
1966	Tommie Smith	USA	19.9	Harry Jerome	CAN	20.3	Richard Stebbins	USA	20.4
							Bernie Rivers	USA	20.4
							Jim Hines	USA	20.4
1967	Tommie Smith	USA	20.0	Willie Turner	USA	20.1	John Carlos	USA	20.2
							Jim Hines	USA	20.2
1968	Tommie Smith	USA	19.83	John Carlos	USA	19.92	Peter Norman	AUS	20.06
1969	John Carlos	USA	20.0	Lennox Miller	JAM	20.2	Tom Randolph	USA	20.3
							Philippe Clerc	SUI	20.3 (20.50)
							Julius Sang	KEN	20.3
1970	John Carlos	USA	20.2	Mel Gray	USA	20.3			
				Willie Turner	USA	20.3			
1971	Don Quarrie	JAM	19.86	Valeriy Borzov	URS	20.31	Willie Deckard	USA	20.1
							Marshall Dill	USA	20.1
1972	Valeriy Borzov	URS	20.00	Larry Black	USA	20.19	Pietro Mennea	ITA	20.30
1973	Pietro Mennea	ITA	20.56	Dave Jenkins	GBR	20.66	Steve Williams	USA	20.69
1974	Don Quarrie	JAM	20.06	Hans-Joachim Zenk	GDR	20.42			
				Silvio Leonard	CUB	20.42			
1975	Don Quarrie	JAM	19.8				Pietro Mennea	ITA	20.23
	Steve Williams	USA	19.8						
1976	Millard Hampton	USA	20.10	Dwayne Evans	USA	20.22			
				Don Quarrie	JAM	20.22			
1977	Silvio Leonard	CUB	20.08	Pietro Mennea	ITA	20.11			
				Don Quarrie	JAM	20.11			
1978	Clancy Edwards	USA	20.03	Silvio Leonard	CUB	20.06	James Gilkes	GUY	20.14
1979	Pietro Mennea	ITA	19.72	James Mallard	USA	20.07	James Sanford	USA	20.19
1980	Pietro Mennea	ITA	19.96	LaMonte King	USA	20.08	Allan Wells	GBR	20.21
1981	James Sanford	USA	20.20	Mel Lattany	USA	20.21	Allan Wells	GBR	20.26
1982	Mike Miller	USA	20.15	Phil Epps	USA	20.19	Tony Sharpe	CAN	20.22
1983	Carl Lewis	USA	19.75	Calvin Smith	USA	19.99	Larry Myricks	USA	20.03
1984	Carl Lewis	USA	19.80	Kirk Baptiste	USA	19.96	Albert Robinson	USA	20.07
							Pietro Mennea	ITA	20.07
1985	Lorenzo Daniel	USA	20.07	Kirk Baptiste	USA	20.11	Roy Martin	USA	20.13
1986	Floyd Heard	USA	20.12	Roy Martin	USA	20.16	Lorenzo Daniel	USA	20.17
1987	Carl Lewis	USA	19.92	Floyd Heard	USA	19.95	Dwayne Evans	USA	20.08
1988	Joe DeLoach	USA	19.75	Carl Lewis	USA	19.79	Lorenzo Daniel	USA	19.87
1989	Robson da Silva	BRA	19.96	Dennis Mitchell	USA	20.09			
				Floyd Heard	USA	20.09			
1990	Michael Johnson	USA	19.85	Danny Everett	USA	20.08	John Regis	GBR	20.11
1991	Michael Johnson	USA	19.88	Frankie Fredericks	NAM	20.08	John Regis	GBR	20.12
1992	Mike Marsh	USA	19.73	Michael Johnson	USA	19.79	Frankie Fredericks	NAM	19.97
1993	Frankie Fredericks	NAM	19.85	John Regis	GBR	19.94	Carl Lewis	USA	19.99
1994	John Regis	GBR	19.87	Michael Johnson	USA	19.94	Frankie Fredericks	NAM	19.97
1995	Michael Johnson	USA	19.79	Frankie Fredericks	NAM	19.93	Ato Boldon	TRI	20.08
1996	Michael Johnson	USA	19.32	Frankie Fredericks	NAM	19.68	Ato Boldon	TRI	19.80
1997	Ato Boldon	TRI	19.77	Frankie Fredericks	NAM	19.81	Maurice Greene	USA	19.86
1998	Ato Boldon	TRI	19.88	Frankie Fredericks	NAM	19.97	Maurice Greene	USA	20.03
1999	Francis Obikwelu	NGR	19.84	Ato Boldon	TRI	19.86	Frankie Fredericks	NAM	19.87
							John Capel	USA	19.87
2000	Michael Johnson	USA	19.71	John Capel	USA	19.85	Floyd Heard	USA	19.88
2001	Joshua Johnson	USA	19.88	Bernard Williams	USA	20.01	Kostas Kentéris	GRE	20.03
2002	Shawn Crawford	USA	19.85				Frankie Fredericks	NAM	19.99
	Kostas Kentéris	GRE	19.85						

YEAR	FIRST			SECOND			THIRD		
2003	Bernard Williams	USA	20.01	Shawn Crawford	USA	20.02	Shingo Suetsugu	JPN	20.03
							Darvis Patton	USA	20.03
2004	Shawn Crawford	USA	19.79	Usain Bolt	JAM	19.93	Justin Gatlin	USA	20.01
							Bernard Williams	USA	20.01
2005	Wallace Spearmon	USA	19.89	Tyson Gay	USA	19.93	Usain Bolt	JAM	19.99
2006	Xavier Carter	USA	19.63	Wallace Spearmon	USA	19.65	Tyson Gay	USA	19.68
2007	Tyson Gay	USA	19.62	Walter Dix	USA	19.69	Usain Bolt	JAM	19.75
2008	Usain Bolt	JAM	19.30	Walter Dix	USA	19.86			
				Shawn Crawford	USA	19.86			
2009	Usain Bolt	JAM	19.19	Tyson Gay	USA	19.58	Alonso Edward	PAN	19.81
2010	Usain Bolt	JAM	19.56	Walter Dix	USA	19.72			
				Tyson Gay	USA	19.72			
2011	Yohan Blake	JAM	19.26	Usain Bolt	JAM	19.40	Walter Dix	USA	19.53
2012	Usain Bolt	JAM	19.32	Yohan Blake	JAM	19.44	Warren Weir	JAM	19.84
2013	Usain Bolt	JAM	19.66	Warren Weir	JAM	19.79	Isiah Young	USA	19.86
2014	Justin Gatlin	USA	19.68	Warren Weir	JAM	19.82	Alonso Edward	PAN	19.84

400 Metres (* 440 yards times less 0.26 or 0.3)

1963	Adolph Plummer	USA	44.6	Ulis Williams	USA	45.3	Henry Carr	USA	45.4
1964	Mike Larrabee	USA	44.9	Ulis Williams	USA	45.0	Wendell Mottley	TRI	45.24
1965	Theron Lewis	USA	45.5	Andrzej Baderński	POL	45.6	Ulis Williams	USA	45.8
							Jim Kemp	USA	45.8
							Olan Cassell	USA	45.8
1966	Wendell Mottley	TRI	44.82*	Theron Lewis	USA	44.9	Tommie Smith	USA	45.25
1967	Tommie Smith	USA	44.95	Lee Evans	USA	44.9	Vince Matthews	USA	45.13
1968	Lee Evans	USA	43.86	Larry James	USA	43.97	Ron Freeman	USA	44.41
1969	Lee Evans	USA	44.5	Curtis Mills	USA	44.67*	Edesel Garrison	USA	45.2
							Tommy Turner	USA	45.2
1970	Wayne Collett	USA	44.9	Charles Asati	KEN	45.01	John Smith	USA	45.0
1971	John Smith	USA	44.2	Wayne Collett	USA	44.4	Fred Newhouse	USA	45.0
1972	Wayne Collet	USA	44.1	Fred Newhouse	USA	44.2	John Smith	USA	44.3
1973	Benny Brown	USA	44.7*				Fred Newhouse	USA	45.0
	Maurice Peoples	USA	44.7*						
1974	Alberto Juantorena	CUB	44.7	Karl Honz	FRG	45.04			
				Darwin Bond	USA	44.9*			
1975	Ronald Ray	USA	44.45	Alberto Juantorena	CUB	44.80	David Jenkins	GBR	44.93
1976	Alberto Juantorena	CUB	44.26	Fred Newhouse	USA	44.40	Maxie Parks	USA	44.82
1977	Alberto Juantorena	CUB	44.65	Alfons Brijdenbach	BEL	45.13	Robert Taylor	USA	45.22
1978	Alberto Juantorena	CUB	44.27	Willie Smith	USA	44.73	William Mullins	USA	45.03
1979	Harald Schmid	FRG	44.92	Tony Darden	USA	45.02	Willie Smith	USA	45.10
1980	Viktor Markin	URS	44.60	William Mullins	USA	44.84			
				Richard Mitchell	AUS	44.84			
1981	Bert Cameron	JAM	44.58	Cliff Wiley	USA	44.70	Zeke Jefferson	USA	44.86
1982	Sunder Nix	USA	44.68	Darrell Robinson	USA	44.69			
				Bert Cameron	JAM	44.69			
1983	Erwin Skamrahl	FRG	44.50	Bert Cameron	JAM	44.62	James Rolle	USA	44.73
1984	Alonzo Babers	USA	44.27	Gabriel Tiacoh	CIV	44.54	Antonio McKay	USA	44.71
1985	Mike Franks	USA	44.47	Thomas Schonlebe	GDR	44.62	Innocent Egbunike	NGR	44.66
1986	Gabriel Tiacoh	CIV	44.30	Darrell Robinson	USA	44.45	Roddie Haley	USA	44.48
1987	Butch Reynolds	USA	44.10	Innocent Egbunike	NGR	44.17	Thomas Schonlebe	GDR	44.33
1988	Butch Reynolds	USA	43.29	Steve Lewis	USA	43.87	Danny Everett	USA	43.98
1989	Antonio Pettigrew	USA	44.27	Butch Reynolds	USA	44.30	Danny Everett	USA	44.36
1990	Danny Everett	USA	44.06	Roberto Hernandez	CUB	44.14	Michael Johnson	USA	44.21
1991	Michael Johnson	USA	44.17	Antonio Pettigrew	USA	44.36	Roberto Hernandez	CUB	44.40
1992	Quincy Watts	USA	43.50	Danny Everett	USA	43.81	Michael Johnson	USA	43.98
1993	Michael Johnson	USA	43.65	Butch Reynolds	USA	44.12	Quincy Watts	USA	44.13
1994	Michael Johnson	USA	43.90	Samson Kitur	KEN	44.32	Antonio Pettigrew	USA	44.43
1995	Michael Johnson	USA	43.39	Derek Mills	USA	44.13	Butch Reynolds	USA	44.22
1996	Michael Johnson	USA	43.44	Butch Reynolds	USA	43.91	Alvin Harrison	USA	44.09
1997	Michael Johnson	USA	43.75	Butch Reynolds	USA	44.08	Iwan Thomas	GBR	44.36
1998	Michael Johnson	USA	43.68	Jerome Young	USA	44.09	Alvin Harrison	USA	44.19
1999	Michael Johnson	USA	43.18	Jerome Young	USA	44.24	Derrick Brew	USA	44.29
							Sanderlei Parrela	BRA	44.29
2000	Michael Johnson	USA	43.68	Alvin Harrison	USA	44.18	Henrik Mokganyetsi	RSA	44.59
2001	Tyree Washington	USA	44.28	Avard Moncur	BAH	44.45	Ezra Sambu	KEN	44.47
2002	Leonard Byrd	USA	44.45	Gary Kikaya	COD	44.53	Michael Blackwood	JAM	44.60
2003	Tyree Washington	USA	44.33	Ezra Sambu	KEN	44.43	Jerome Young	USA	44.50
2004	Jeremy Wariner	USA	44.00	Otis Harris	USA	44.16	Derrick Brew	USA	44.42

YEAR	FIRST			SECOND			THIRD		
2005	Jeremy Wariner	USA	43.93	Darold Williamson	USA	44.27	Andrew Rock	USA	44.35
2006	Jeremy Wariner	USA	43.62	Gary Kikaya	COD	44.10	LaShawn Merritt	USA	44.14
2007	Jeremy Wariner	USA	43.45	LaShawn Merritt	USA	43.96	Angelo Taylor	USA	44.05
2008	LaShawn Merritt	USA	43.75	Jeremy Wariner	USA	43.82	Angelo Taylor	USA	44.38
2009	LaShawn Merritt	USA	44.06	Renny Quow	TRI	44.53	Jeremy Wariner	USA	44.60
2010	Jeremy Wariner	USA	44.13	Jermaine Gonzales	JAM	44.40	Jercardo Chambers	JAM	44.54
2011	LaShawn Merritt	USA	44.35	Kirani James	GRN	44.36	Rondell Bartholomew	GRN	44.65
							Nery Brenes	CRC	44.65
2012	Kirani James	GRN	43.94	LaShawn Merritt	USA	44.12	Jonathan Borlée	BEL	44.43
2013	LaShawn Merritt	USA	43.74	Kirani James	GRN	43.96	Tony McQuay	USA	44.40
2014	Kirani James	GRN	43.74	LaShawn Merritt	USA	43.92	Isaac Makwala	BOT	44.01
800 Metres (* 880 yards time less 0.6) († while South Africa were suspended from IAAF)									
1963	Bill Crothers	CAN	1:46.1	Manfred Matuschewski	CAN	1:46.4	Jim Dupree	USA	1:46.6
1964	Peter Snell	NZL	1:45.1	Bill Crothers	GER	1:45.6	Morgan Groth	USA	1:45.6*
1965	Jurgen May	GDR	1:46.3	Chris Carter	GBR	1:46.6	John Garrison	USA	1:46.8*
							George Germann	USA	1:46.8*
1966	Jim Ryun	USA	1:44.3*	Franz-Josef Kemper	FRG	1:44.9	Tom Farrell	USA	1:45.9
							Manfred Matuschewski	FRG	1:45.9
1967	Wade Bell	USA	1:45.0	Wilson Kiprugut	KEN	1:45.2	Franz-Josef Kemper	GDR	1:46.2
1968	Ralph Doubell	AUS	1:44.40	Wilson Kiprugut	KEN	1:44.57	Tom Farrell	USA	1:45.46
1969	Byron Dyce	JAM	1:45.3*	Jozef Plachy	TCH	1:45.4	Art Sandison	USA	1:45.5*
1970	Ken Swenson	USA	1:44.80	Walter Adams	FRG	1:44.90	Franz-Josef Kemper	FRG	1:45.4
1971	Dicky Broberg	RSA	1:44.7†	Danie Malan	RSA	1:45.1†	Juris Luzins	USA	1:45.2
1972	Dave Wottle	USA	1:44.3	Pekka Vasala	FIN	1:44.5	Rick Wohlhuter	USA	1:45.0
1973	Marcello Fiasconaro	ITA	1:43.7	Rick Wohlhuter	USA	1:44.0*	Danie Malan	RSA	1:44.4†
1974	Rick Wohlhuter	USA	1:43.5*	John Kipkurgat	KEN	1:43.90	Luciano Sušanaj	YUG	1:44.07
1975	Mike Boit	KEN	1:43.79	Rick Wohlhuter	USA	1:44.12	Mark Enyeart	USA	1:44.87
1976	Alberto Juantorena	CUB	1:43.50	Mike Boit	KEN	1:43.57	Ivo Van Damme	BEL	1:43.86
1977	Alberto Juantorena	CUB	1:43.44	Mike Boit	KEN	1:44.14	Mark Enyeart	USA	1:44.84
1978	Olaf Beyer	GDR	1:43.84	Sebastian Coe	GBR	1:43.97	Steve Ovett	GBR	1:44.09
1979	Sebastian Coe	GBR	1:42.33	Jose Marajo	FRA	1:43.9	James Maina	KEN	1:44.24
1980	Don Paige	USA	1:44.53	Sebastian Coe	GBR	1:44.7	Andreas Busse	GDR	1:44.72
1981	Sebastian Coe	GBR	1:41.73	Joaquim Cruz	BRA	1:44.3	Olaf Beyer	GDR	1:44.31
1982	Steve Cram	GBR	1:44.45	Sebastian Coe	GBR	1:44.48	Rob Druppers	NED	1:44.54
1983	Steve Cram	GBR	1:43.61	Willi Wulbeck	FRG	1:43.65	Sebastian Coe	GBR	1:43.80
1984	Joaquim Cruz	BRA	1:41.77	Sammy Koskei	KEN	1:42.28	Johnny Gray	USA	1:42.96
1985	Joaquim Cruz	BRA	1:42.49	Johnny Gray	USA	1:42.60	Steve Cram	GBR	1:42.88
1986	Steve Cram	GBR	1:43.19	Johnny Gray	USA	1:43.46	William Wuyke	VEN	1:43.54
1987	Billy Konchellah	KEN	1:43.06	Peter Elliott	GBR	1:43.41	Jose Luiz Barbosa	BRA	1:43.76
1988	Johnny Gray	USA	1:42.65	Jose Luiz Barbosa	BRA	1:43.20	Steve Cram	GBR	1:43.42
1989	Paul Ereng	KEN	1:43.16	Nixon Kiprotich	KEN	1:43.38			
				Sebastian Coe	GBR	1:43.38			
1990	Peter Elliott	GBR	1:42.97	William Tanui	KEN	1:43.39	Johnny Gray	USA	1:43.72
1991	Jose Luiz Barbosa	BRA	1:43.08	William Tanui	KEN	1:43.30	Johnny Gray	USA	1:43.84
1992	Johnny Gray	USA	1:42.80	Nixon Kiprotich	KEN	1:43.31	William Tanui	KEN	1:43.37
1993	Nixon Kiprotich	KEN	1:43.54	Martin Steele	GBR	1:43.84	Paul Ruto	KEN	1:43.92
1994	Benson Koech	KEN	1:43.17	Wilson Kipketer	KEN	1:43.29	Vebjørn Rodal	NOR	1:43.50
1995	Wilson Kipketer	DEN	1:42.87	Johnny Gray	USA	1:43.36	Benson Koech	KEN	1:43.45
1996	Wilson Kipketer	DEN	1:41.83	Vebjørn Rodal	NOR	1:42.58	Hezekiel Sepeng	RSA	1:42.74
1997	Wilson Kipketer	DEN	1:41.11	Patrick Ndururi	KEN	1:42.62	Patrick Konchellah	KEN	1:42.98
1998	Japheth Kimutai	KEN	1:42.76	Patrick Ndururi	KEN	1:42.90	Kenneth Kimwetich	KEN	1:43.03
1999	Wilson Kipketer	DEN	1:42.27	Hezekiel Sepeng	RSA	1:42.69			
				Japheth Kimutai	KEN	1:42.69			
2000	Andre Bucher	SUI	1:43.12	Djabir Said Guerni	ALG	1:43.25	Wilson Kipketer	DEN	1:43.35
2001	Yuriy Borzakovskiy	RUS	1:42.47	Andre Bucher	SUI	1:42.55	Jean-Patrick Nduwimana	BDI	1:42.81
2002	Wilson Kipketer	DEN	1:42.32	Wilfred Bungei	KEN	1:42.34	William Yiampoy	KEN	1:42.91
2003	Wilfred Bungei	KEN	1:42:52	Mbulaeni Mulaudzi	RSA	1:42.89	Hezekiel Sepeng	RSA	1:43.12
2004	Wilfred Bungei	KEN	1:43.06	Yusuf Saad Kamel	BRN	1:43.11	William Yiampoy	KEN	1:43.29
2005	Wilfred Bungei	KEN	1:43.70	Yusuf Saad Kamel	BRN	1:43.96	Mbulaeni Mulaudzi	RSA	1:44.08
2006	Mbulaeni Mulaudzi	RSA	1:43.09	Amine Laâlou	MAR	1:43.25	Wilfred Bungei	KEN	1:43.31
2007	Mbulaeni Mulaudzi	RSA	1:43.74	Alan Webb	USA	1:43.84	Yusuf Saad Kamel	BRN	1:43.87
2008	Abubaker Kaki	SUD	1:42.69	Yuriy Borzakovskiy	RUS	1:42.79			
				Yusuf Saad Kamel	BRN	1:42.79			
2009	David Rudisha	KEN	1:42.01	Alfred Kirwa Yego	KEN	1:42.67	Mbulaeni Mulaudzi	RSA	1:42.86
2010	David Rudisha	KEN	1:41.01	Abubaker Kaki	SUD	1:42.23	Boaz Lalang	KEN	1:42.95
2011	David Rudisha	KEN	1:41.33	Abubaker Kaki	SUD	1:43.13	Asbel Kiprop	KEN	1:43.15
2012	David Rudisha	KEN	1:40.91	Nijel Amos	BOT	1:41.73	Timothy Kitum	KEN	1:42.53
							Mohamed Aman	ETH	1:42.53

YEAR	FIRST			SECOND			THIRD		
2013	Mohamed Aman	ETH	1:42.37	Nick Symmonds	USA	1:43.03	Ferguson Cheruiyot	KEN	1:43.22
2014	Nijel Amos	BOT	1:42.45	Pierre-Ambroise Bosse	FRA	1:42.53	Mohamed Aman	ETH	1:42.83
1500 Metres									
1963	Michel Jazy	FRA	3:37.8	Michel Bernard	FRA	3:38.7	Siegfried Valentin	GER	3:38.9
1964	Peter Snell	NZL	3:37.6	Tom O'Hara	USA	3:38.1	Dyrol Burleson	USA	3:38.8
1965	Jurgen May	GDR	3:36.4	Kip Keino	KEN	3:37.6	Michel Jazy	FRA	3:38.4
1966	Jim Ryun	USA	3:36.1	Michel Jazy	FRA	3:36.3	Kip Keino	KEN	3:36.8
1967	Jim Ryun	USA	3:33.1	Kip Keino	KEN	3:36.7	Jean Wadoux	FRA	3:38.4
1968	Kip Keino	KEN	3:34.91	Bodo Tummler	FRG	3:36.5	Andre de Hertoghe	BEL	3:37.1
1969	Martin Liquori	USA	3:37.2	Kip Keino	KEN	3:37.3	Francesco Arese	ITA	3:37.6
1970	Jean Wadoux	FRA	3:34.0	Kip Keino	KEN	3:36.68	Dick Quax	NZL	3:38.19
1971	Martin Liquori	USA	3:36.0	Francesco Arese	ITA	3:36.3	Kip Keino	KEN	3:36.8
1972	Pekka Vasala	FIN	3:36.33	Kip Keino	KEN	3:36.81	Mike Boit	KEN	3:37.4
1973	Filbert Bayi	TAN	3:34.6	Dave Wottle	USA	3:36.2	Benjamin Jipcho	KEN	3:36.6
1974	Filbert Bayi	TAN	3:32.16	John Walker	NZL	3:32.52	Benjamin Jipcho	KEN	3:33.16
1975	John Walker	NZL	3:32.4	Filbert Bayi	TAN	3:35.0	Thomas Wessinghage	FRG	3:36.37
1976	John Walker	NZL	3:34.19	Thomas Wessinghage	FRG	3:34.77	Filbert Bayi	TAN	3:34.8
1977	John Walker	NZL	3:32.72	Steve Ovett	GBR	3:34.45	Thomas Wessinghage	FRG	3:35.98
1978	David Moorcroft	GBR	3:35.48	Filbert Bayi	TAN	3:35.59	Steve Ovett	GBR	3:35.59
1979	Sebastian Coe	GBR	3:32.03	Steve Ovett	GBR	3:32.11	Jurgen Straub	GDR	3:33.68
1980	Steve Ovett	GBR	3:31.36	Thomas Wessinghage	FRG	3:31.58	Harald Hudak	FRG	3:31.96
1981	Steve Ovett	GBR	3:31.57	Sebastian Coe	GBR	3:31.95	Steve Scott	USA	3:31.96
1982	Sydney Maree	USA	3:32.12	Steve Scott	USA	3:32.33	Thomas Wessinghage	FRG	3:32.85
1983	Steve Ovett	GBR	3:30.77	Sydney Maree	USA	3:31.24	Steve Cram	GBR	3:31.66
1984	Said Aouita	MAR	3:31.54	Sebastian Coe	GBR	3:32.39	Steve Cram	GBR	3:33.13
1985	Said Aouita	MAR	3:29.46	Steve Cram	GBR	3:29.67	Sydney Maree	USA	3:29.77
1986	Sebastian Coe	GBR	3:29.77	Steve Cram	GBR	3:30.15	José Manuel Abascal	ESP	3:31.13
1987	Said Aouita	MAR	3:30.69	Steve Cram	GBR	3:31.43	Abdi Bile	SOM	3:31.71
1988	Steve Cram	GBR	3:30.95	Jim Spivey	USA	3:31.01	Said Aouita	MAR	3:32.69
1989	Abdi Bile	SOM	3:30.55	Said Aouita	MAR	3:30.63	Wilfred Kirochi	KEN	3:32.57
1990	Noureddine Morceli	ALG	3:32.60	Peter Elliott	GBR	3:32.69	Gennaro Di Napoli	ITA	3:32.78
1991	Noureddine Morceli	ALG	3:31.00	Simon Doyle	AUS	3:31.96	Fermin Cacho	ESP	3:32.03
1992	Noureddine Morceli	ALG	3:28.86	David Kibet	KEN	3:32.13	William Kemei	KEN	3:32.41
1993	Noureddine Morceli	ALG	3:29.20	Fermin Cacho	ESP	3:32.01	Abdi Bile	SOM	3:32.83
1994	Noureddine Morceli	ALG	3:30.61	Vénuste Niyongabo	BDI	3:30.66	Azzedine Sediki	MAR	3:32.71
1995	Noureddine Morceli	ALG	3:27.37	Vénuste Niyongabo	BDI	3:30.78	Hicham El Guerrouj	MAR	3:31.16
1996	Hicham El Guerrouj	MAR	3:29.05	Noureddine Morceli	ALG	3:29.50	Vénuste Niyongabo	BDI	3:30.09
1997	Hicham El Guerrouj	MAR	3:28.91	Fermin Cacho	ESP	3:28.95	Vénuste Niyongabo	BDI	3:29.18
1998	Hicham El Guerrouj	MAR	3:26.00	Laban Rotich	KEN	3:29.91	John Kibowen	KEN	3:30.18
1999	Hicham El Guerrouj	MAR	3:27.65	Noah Ngeny	KEN	3:28.6+	Bernard Lagat	KEN	3:30.56
2000	Hicham El Guerrouj	MAR	3:27.21	Noah Ngeny	KEN	3:28.12	Bernard Lagat	KEN	3:28.51
2001	Hicham El Guerrouj	MAR	3:26.12	Bernard Lagat	KEN	3:26.34	William Chirchir	KEN	3:29.29
2002	Hicham El Guerrouj	MAR	3:26.89	Bernard Lagat	KEN	3:27.91	Rui Silva	POR	3:30.07
2003	Hicham El Guerrouj	MAR	3:28.40	Mehdi Baala	FRA	3:28.98	Bernard Lagat	KEN	3:30.55
2004	Bernard Lagat	KEN	3:27.40	Hicham El Guerrouj	MAR	3:27.64	Timothy Kiptanui	KEN	3:30.04
2005	Bernard Lagat	USA	3:29.30	Daniel Kipchirchir Komen	KEN	3:29.72	Rashid Ramzi	BRN	3:30.00
2006	Daniel Kipchirchir Komen	KEN	3:29.02	Rashid Ramzi	BRN	3:29.14	Bernard Lagat	USA	3:29.68
2007	Alan Webb	USA	3:30.54	Tarek Boukensa	ALG	3:30.92	Mehdi Baala	FRA	3:31.01
2008	Daniel Kipchirchir Komen	KEN	3:31.49	Augustine Choge	KEN	3:31.57	Asbel Kiprop	KEN	3:31.64
2009	Augustine Choge	KEN	3:29.47	Haron Keitany	KEN	3:30.20	Mehdi Baala	FRA	3:30.96
2010	Silas Kiplagat	KEN	3:29.27	Amine Laâlou	MAR	3:29.53	Augustine Choge	KEN	3:30.22
2011	Asbel Kiprop	KEN	3:30.46	Silas Kiplagat	KEN	3:30.47	Nixon Chepseba	KEN	3:30.94
2012	Asbel Kiprop	KEN	3:28.88	Silas Kiplagat	KEN	3:29.63	Nixon Chepseba	KEN	3:29.77
2013	Asbel Kiprop	KEN	3:27.72	Mohamed Farah	GBR	3:28.81	Caleb Ndiku	KEN	3:29.50
2014	Silas Kiplagat	KEN	3:27.64	Asbel Kiprop	KEN	3:28.45	Ronald Kwemai	KEN	3:28.81
One Mile									
1963	Peter Snell	NZL	3:54.9	Jim Beatty	USA	3:55.5	Dyrol Burleson	USA	3:55.6
1964	Peter Snell	NZL	3:54.04	Witold Baran	POL	3:56.04	Josef Odlozil	TCH	3:56.4
1965	Michel Jazy	FRA	3:53.6	Jurgen May	GDR	3:53.8	Kip Keino	KEN	3:54.2
1966	Jim Ryun	USA	3:51.3	Kip Keino	KEN	3:53.42	Jim Grelle	USA	3:55.4
1967	Jim Ryun	USA	3:51.1	Kip Keino	KEN	3:53.1	Jim Grelle	USA	3:56.1
1968	Bodo Tummler	FRG	3:53.8	Kip Keino	KEN	3:55.5	Jim Ryun	USA	3:55.9
1969	Jim Ryun	USA	3:55.9	Sam Bair	USA	3:56.7	Ian McCafferty	GBR	3:56.8
1970	Roscoe Divine	USA	3:56.3	Chuck LaBenz	USA	3:56.9	John Kirkbride	GBR	3:57.0
1971	Kip Keino	KEN	3:54.4	Martin Liquori	USA	3:54.6	Jim Ryun	USA	3:54.8
1972	Jim Ryun	USA	3:52.8	Peter Stewart	GBR	3:55.3	Brendan Foster	GBR	3:55.9

YEAR	FIRST			SECOND			THIRD		
1973	Benjamin Jipcho	KEN	3:52.0	Filbert Bayi	TAN	3:52.6	Dave Wottle	USA	3:53.3
1974	Tony Waldrop	USA	3:53.2	Filbert Bayi	TAN	3:54.10	Rick Wohlhuter	USA	3:54.4
1975	John Walker	NZL	3:49.4	Filbert Bayi	TAN	3:51.0	Martin Liquori	USA	3:52.2
1976	John Walker	NZL	3:53.07	Thomas Wessinghage	FRG	3:53.10	Eamonn Coghlan	IRL	3:55.07
1977	John Walker	NZL	3:52.0	Eamonn Coghlan	IRL	3:53.4	Wilson Waigwa	KEN	3:53.8
1978	Thomas Wessinghage	FRG	3:52.50	Jozef Plachý	TCH	3:52.59	Steve Ovett	GBR	3:52.8
1979	Sebastian Coe	GBR	3:48.95	Steve Ovett	GBR	3:49.57	Thomas Wessinghage	FRG	3:50.56
1980	Steve Ovett	GBR	3:48.8	John Walker	NZL	3:52.7			
				Steve Scott	USA	3:52.7			
1981	Sebastian Coe	GBR	3:47.33	Steve Ovett	GBR	3:48.40	Sydney Maree	USA	3:48.83
1982	Steve Scott	USA	3:47.69	Sydney Maree	USA	3:48.85	John Walker	NZL	3:49.08
1983	Steve Scott	USA	3:49.21	John Walker	NZL	3:49.73	Thomas Wessinghage	FRG	3:49.98
1984	Saïd Aouita	MAR	3:49.54	Steve Cram	GBR	3:49.65	John Walker	NZL	3:49.73
1985	Steve Cram	GBR	3:46.32	Saïd Aouita	MAR	3:46.92	José Luis González	ESP	3:47.79
1986	Steve Cram	GBR	3:48.31	Steve Scott	USA	3:48.73	Jim Spivey	USA	3:49.80
1987	Saïd Aouita	MAR	3:46.76	Steve Cram	GBR	3:50.08	Abdi Bile	SOM	3:50.75
1988	Steve Cram	GBR	3:48.85	Peter Elliott	GBR	3:49.20	Jens-Peter Herold	GDR	3:49.22
1989	Abdi Bile	SOM	3:49.90	Saïd Aouita	MAR	3:50.09	Wilfred Kirochi	KEN	3:50.49
1990	Joe Falcon	USA	3:49.31	Peter Elliott	GBR	3:49.76	Jens-Peter Herold	GDR	3:50.59
1991	Noureddine Morceli	ALG	3:49.12	Peter Elliott	GBR	3:49.46	Wilfred Kirochi	KEN	3:49.77
1992	William Kemei	KEN	3:48.80	Noureddine Morceli	ALG	3:49.79	Dieter Baumann	GER	3:51.12
1993	Noureddine Morceli	ALG	3:44.39	Abdi Bile	SOM	3:51.66	Steve Cram	GBR	3:52.17
1994	Noureddine Morceli	ALG	3:48.67	Vénuste Niyongabo	BDI	3:48.94	Abdi Bile	SOM	3:50.67
1995	Noureddine Morceli	ALG	3:45.19	Hicham El Guerrouj	MAR	3:48.69	Vénuste Niyongabo	BDI	3:49.80
1996	Noureddine Morceli	ALG	3:48.15	Fermin Cacho	ESP	3:49.56	John Mayock	GBR	3:50.32
1997	Hicham El Guerrouj	MAR	3:44.90	Daniel Komen	KEN	3:46.38	Vénuste Niyongabo	BDI	3:46.70
1998	Hicham El Guerrouj	MAR	3:44.60	Noureddine Morceli	ALG	3:50.68	Daniel Komen	KEN	3:50.95
1999	Hicham El Guerrouj	MAR	3:43.13	Noah Ngeny	KEN	3:43.40	Laban Rotich	KEN	3:50.79
2000	Hicham El Guerrouj	MAR	3:45.96	Noah Ngeny	KEN	3:47.67	William Chirchir	KEN	3:47.94
2001	Hicham El Guerrouj	MAR	3:44.95	Bernard Lagat	KEN	3:47.28	Ali Saidi Sief	ALG	3:48.23
2002	Hicham El Guerrouj	MAR	3:48.28	William Chirchir	KEN	3:49.49	Rui Silva	POR	3:49.50
2003	Paul Korir	KEN	3:48.17	Hicham El Guerrouj	MAR	3:50.20	Bernard Lagat	KEN	3:50.21
2004	Paul Korir	KEN	3:49.84	Ivan Heshko	UKR	3:50.04	Eliud Kipchoge	KEN	3:50.40
2005	Dahame Najem Bashair	QAT	3:47.97	Bernard Lagat	USA	3:48.38	Daniel K. Komen	KEN	3:48.49
2006	Alex Kipchirchir	KEN	3:50.32	Ivan Heshko	UKR	3:50.89	Bernard Lagat	USA	3:51.53
2007	Alan Webb	USA	3:46.91	Daniel Kipchirchir Komen	KEN	3:48.28	Bernard Lagat	USA	3:50.56
2008	Andy Baddeley	GBR	3:49.38	Haron Keitany	KEN	3:49.70	Deresse Mekonnen	ETH	3:49.72
2009	Asbel Kiprop	KEN	3:48.50	Haron Keitany	KEN	3:48.78	Deresse Mekonnen	ETH	3:48.95
2010	Asbel Kiprop	KEN	3:49.56	Mekonnen Gebremedhin	ETH	3:49.83	Augustine Choge	KEN	3:50.14
2011	Haron Keitany	KEN	3:49.09	Silas Kiplagat	KEN	3:49.39	Asbel Kiprop	KEN	3:49.55
2012	Asbel Kiprop	KEN	3:49.22	Caleb Ndiku	KEN	3:50.00	Mekonnen Gebremedhin	ETH	3:50.02
2013	Silas Kiplagat	KEN	3:49.48	Asbel Kiprop	KEN	3:49.53	Aman Wote	ETH	3:49.88
2014	Ayanleh Souleiman	DJI	3:47.32	Silas Kiplagat	KEN	3:47.88	Aman Wote	ETH	3:48.60

3000 Metres

1963	Siegfried Herrmann	GER	7:51.2	Witold Baran	POL	7:55.4	Lech Boguszewicz	POL	7:55.6
1964	Witold Baran	POL	7:56.4	Lech Boguszewicz	POL	7:57.6	Michel Bernard	FRA	7:59.8
							Siegfried Herrmann	GER	7:59.8
							Gaston Roelants	BEL	7:48.6
1965	Kip Keino	KEN	7:39.6	Siegfried Herrmann	GDR	7:46.0			
1966	Lajos Mecser	HUN	7:51.2	Michel Jazy	FRA	7:51.8			
				Ron Clarke	AUS	7:51.8			
1967	Harald Norpoth	FRG	7:45.0	Ron Clarke	AUS	7:47.2	Viktor Kudinskiy	URS	7:52.8
1968	Ron Clarke	AUS	7:48.2	Harald Norpoth	FRG	7:54.8	Tracy Smith	USA	7:55.0
							Anders Garderud	SWE	7:55.0
1969	Dick Taylor	GBR	7:47.6	Ron Clarke	AUS	7:53.8	Emiel Puttemans	BEL	7:54.2
1970	Bernd Diessner	GDR	7:49.4	Harald Norpoth	FRG	7:49.6	Kip Keino	KEN	7:50.2
1971	Emiel Puttemans	BEL	7:39.8	Tony Benson	AUS	7:50.2	Kerry O'Brien	AUS	7:50.4
1972	Emiel Puttemans	BEL	7:37.6	Lasse Virén	FIN	7:43.2	Steve Prefontaine	USA	7:55.2
1973	Emiel Puttemans	BEL	7:43.4	Benjamin Jipcho	KEN	7:44.4	Yohanes Mohamed	ETH	7:45.2
1974	Brendan Foster	GBR	7:35.2	John Walker	NZL	7:40.6	Rod Dixon	NZL	7:41.0
1975	Rod Dixon	NZL	7:45.0	Emiel Puttemans	BEL	7:45.10	Martin Liquori	USA	7:46.8
1976	Rod Dixon	NZL	7:43.46	Jacques Boxberger	FRA	7:43.76	Willy Pollenuis	BEL	7:44.35
1977	Karl Fleschen	FRG	7:41.2	Steve Ovett	GBR	7:41.3	Henry Rono	KEN	7:41.9
1978	Henry Rono	KEN	7:32.1	Suleiman Nyambui	TAN	7:40.3	Nick Rose	GBR	7:40.4
1979	Rudy Chapa	USA	7:37.70	Eamonn Coghlan	IRL	7:39.08	Francis Gonzalez	FRA	7:41.00
1980	Eamonn Coghlan	IRL	7:37.60	Thomas Wessinghage	FRG	7:38.89	Filbert Bayi	TAN	7:39.27
1981	Steve Scott	USA	7:36.69	Thomas Wessinghage	FRG	7:36.75	Henry Rono	KEN	7:41.41
1982	Dave Moorcroft	GBR	7:32.79	Sydney Maree	USA	7:33.37	John Walker	NZL	7:37.49
1983	Doug Padilla	USA	7:35.84	Eamonn Coghlan	IRL	7:38.39	Antonio Leitão	POR	7:39.69

YEAR	FIRST		SECOND		THIRD			
1984	Saïd Aouita	MAR	7:33.3	Ray Flynn	IRL	7:41.60	Dmitriy Dmitriyev	URS 7:42.05
1985	Saïd Aouita	MAR	7:32.94	Doug Padilla	USA	7:38.25	Steve Scott	USA 7:38.53
1986	Saïd Aouita	MAR	7:32.23	Sydney Maree	USA	7:38.26	Paul Kipkoech	KEN 7:39.38
1987	Dieter Baumann	FRG	7:40.25	Francesco Panetta	ITA	7:42.73	José Luis González	ESP 7:42.93
1988	Sydney Maree	USA	7:38.79	Brahim Boutayeb	MAR	7:43.22	Pierre Deleze	SUI 7:43.46
1989	Saïd Aouita	MAR	7:29.45	Yobes Ondieki	KEN	7:35.01	Arturo Barrios	MEX 7:35.71
1990	Khalid Skah	MAR	7:37.09	Cyrille Laventure	FRA	7:37.74	Yobes Ondieki	KEN 7:38.15
1991	Dieter Baumann	GER	7:33.91	Yobes Ondieki	KEN	7:34.74	Noureddine Morceli	ALG 7:37.34
1992	Moses Kiptanui	KEN	7:28.96	Paul Bitok	KEN	7:33.28	Yobes Ondieki	KEN 7:34.18
1993	Noureddine Morceli	ALG	7:29.24	Paul Bitok	KEN	7:34.98	Moses Kiptanui	KEN 7:35.79
1994	Noureddine Morceli	ALG	7:25.11	Paul Bitok	KEN	7:34.36	Dieter Baumann	GER 7:34.69
1995	Moses Kiptanui	KEN	7:27.18	Noureddine Morceli	ALG	7:27.50	Smail Sghir	MAR 7:30.09
1996	Daniel Komen	KEN	7:20.67	Tom Nyariki	KEN	7:27.75	Paul Bitok	KEN 7:28.41
1997	Haile Gebrselassie	ETH	7:26.02	Daniel Komen	KEN	7:27.3+	Paul Bitok	KEN 7:30.23
1998	Haile Gebrselassie	ETH	7:25.09	Luke Kipkosgei	KEN	7:27.59	Assefa Mezegebu	ETH 7:28.45
1999	Hicham El Guerrouj	MAR	7:23.09	Haile Gebrselassie	ETH	7:26.03	Benjamin Limo	KEN 7:28.67
2000	Ali Saidi Sief	ALG	7:25.02	Mohammed Mourhit	BEL	7:26.62	Daniel Komen	KEN 7:28.92
2001	Hailu Mekonnen	ETH	7:30.53	Kenenisa Bekele	ETH	7:30.67	Paul Bitok	KEN 7:31.00
2002	Benjamin Limo	KEN	7:34.72	Sergey Lebidi	UKR	7:35.06	Salah El Ghazi	MAR 7:35.71
2003	Hicham El Guerrouj	MAR	7:30.23	Ali Saidi Sief	ALG	7:30.79	Eliud Kipchoge	KEN 7:30.91
2004	Eliud Kipchoge	KEN	7:27.72	James Kwalia	KEN	7:28.28	Boniface Songok	KEN 7:30.62
2005	Eliud Kipchoge	KEN	7:28.56	Augustine Choge	KEN	7:28.78	Benjamin Limo	KEN 7:29.60
2006	Isaac Songok	KEN	7:28.72	Tariku Bekele	ETH	7:29.11	Augustine Choge	KEN 7:29.74
2007	Kenenisa Bekele	ETH	7:25.79	Moses Kipsiro	UGA	7:32.03	Alistair Cragg	IRL 7:32.49
2008	Edwin Soi	KEN	7:31.83	Kenenisa Bekele	ETH	7:31.94	Augustine Choge	KEN 7:32.01
2009	Eliud Kipchoge	KEN	7:28.37	Kenenisa Bekele	ETH	7:28.64	Thomas Longosiwa	KEN 7:30.09
2010	Tariku Bekele	ETH	7:28.70	Yenew Alamirew	ETH	7:28.82	Bernard Lagat	USA 7:29.00
2011	Yenew Alamirew	ETH	7:27.26	Edwin Soi	KEN	7:27.55	Eliud Kipchoge	KEN 7:27.66
2012	Augustine Choge	KEN	7:30.42	Isiah Koech	KEN	7:30.43	Caleb Ndiku	KEN 7:30.99
2013	Hagos Gebrhiwet	ETH	7:30.36	Thomas Longosiwa	KEN	7:32.01	Yenew Alamirew	ETH 7:32.64
2014	Caleb Ndiku	KEN	7:31.66	Abdelaati Iguider	MAR	7:34.99	Thomas Longosiwa	KEN 7:35.28

5000 Metres

1963	Murray Halberg	NZL	13:41.2	Gaston Roelants	BEL	13:45.6	Siegfried Herrmann	GER 13:46.2
1964	Bob Schul	USA	13:38.0	Pyotr Bolonikov	URS	13:38.6	Ron Clarke	AUS 13:39.0
1965	Kip Keino	KEN	13:24.2	Ron Clarke	AUS	13:25.8	Michel Jazy	FRA 13:27.6
1966	Ron Clarke	AUS	13:16.6	Harald Norpoth	FRG	13:24.8	Kip Keino	KEN 13:26.6
1967	Ron Clarke	AUS	13:18.8	Anatolij Makarov	URS	13:34.8	Leonid Mikityenko	URS 13:34.8
1968	Ron Clarke	AUS	13:27.8	Lajos Mecser	HUN	13:29.2	Jean Wadoux	FRA 13:29.6
1969	Dick Taylor	GBR	13:29.0	Jürgen May	FRG	13:33.0	Ron Clarke	AUS 13:33.8
1970	Ian Stewart	GBR	13:22.85	Ian McCafferty	GBR	13:23.34	Dick Taylor	GBR 13:26.2
1971	Dave Bedford	GBR	13:22.2	Emiel Puttemans	BEL	13:24.6	Kip Keino	KEN 13:25.8
1972	Emiel Puttemans	BEL	13:13.0	Lasse Virén	FIN	13:16.4	Dave Bedford	GBR 13:17.2
1973	Emiel Puttemans	BEL	13:14.51	Dick Quax	NZL	13:16.33	Harald Norpoth	FRG 13:20.49
1974	Benjamin Jipcho	KEN	13:14.3	Brendan Foster	GBR	13:14.6	Knut Kvalheim	NOR 13:20.54
1975	Emiel Puttemans	BEL	13:18.6	Rod Dixon	NZL	13:21.6	Knut Boro	NOR 13:21.8
1976	Dick Quax	NZL	13:13.10	Klaus-Peter Hildebrand	FRG	13:13.69	Enn Sellik	URS 13:17.2
1977	Dick Quax	NZL	13:12.86	Miruts Yifter	ETH	13:13.82	Karl Fleschen	FRG 13:13.88
1978	Henry Rono	KEN	13:08.4	Ilie Floroiu	ROU	13:15.0	Martin Liquori	USA 13:16.21
1979	Suleiman Nyambui	TAN	13:12.29	Markus Ryffel	SUI	13:13.32	Valeriy Abramov	URS 13:15.6
1980	Miruts Yifter	ETH	13:16.38	Mohamed Kedir	ETH	13:17.5	Nat Muir	GBR 13:17.9
1981	Henry Rono	KEN	13:06.20	Hansjörg Kunze	GDR	13:10.40	Valeriy Abramov	URS 13:11.99
1982	Dave Moorcroft	GBR	13:00.41	Wodajo Bulti	ETH	13:07.29	António Leitão	POR 13:07.70
1983	Fernando Mamede	POR	13:08.54	António Leitão	POR	13:14.13	Doug Padilla	USA 13:17.69
1984	Saïd Aouita	MAR	13:04.78	Markus Ryffel	SUI	13:07.54	António Leitão	POR 13:09.20
1985	Saïd Aouita	MAR	13:00.40	Sydney Maree	USA	13:01.15	Alberto Coia	ITA 13:10.06
1986	Saïd Aouita	MAR	13:00.86	Jack Buckner	GBR	13:10.15	Stefano Mei	ITA 13:11.57
1987	Saïd Aouita	MAR	12:58.39	Jack Buckner	GBR	13:10.48	José Luis González	ESP 13:12.34
1988	John Nguigi	KEN	13:11.70	Dieter Baumann	FRG	13:15.52	José Regalo	POR 13:15.62
1989	Yobes Ondieki	KEN	13:04.24	Saïd Aouita	MAR	13:06.36	Arturo Barrios	MEX 13:07.79
1990	Salvatore Antibo	ITA	13:05.59	Yobes Ondieki	KEN	13:05.60	Mohamed Issangar	MAR 13:08.51
1991	Yobes Ondieki	KEN	13:01.82	Ibrahim Kinuthia	KEN	13:09.76	Salvatore Antibo	ITA 13:10.10
1992	Moses Kiptanui	KEN	13:00.93	Yobes Ondieki	KEN	13:03.58	Paul Bitok	KEN 13:08.89
1993	Ismael Kirui	KEN	13:02.75	Haile Gebrselassie	ETH	13:03.17	Khalid Skah	MAR 13:04.67
1994	Haile Gebrselassie	ETH	12:56.96	Khalid Skah	MAR	13:00.54	Bob Kennedy	USA 13:02.93
1995	Haile Gebrselassie	ETH	12:44.39	Moses Kiptanui	KEN	12:55.30	Daniel Komen	KEN 12:56.15
1996	Daniel Komen	KEN	12:45.09	Salah Hissou	MAR	12:50.80	Haile Gebrselassie	ETH 12:52.70
1997	Daniel Komen	KEN	12:39.74	Haile Gebrselassie	ETH	12:41.86	Paul Tergat	KEN 12:49.87
1998	Haile Gebrselassie	ETH	12:39.36	Assefa Mezegebu	ETH	12:53.84	Daniel Komen	KEN 12:54.82
1999	Haile Gebrselassie	ETH	12:49.64	Salah Hissou	MAR	12:52.53	Daniel Komen	KEN 12:55.16

YEAR	FIRST		SECOND		THIRD			
2000	Brahim Lahlafi	MAR	12:49.28	Mohammed Mourhit	BEL	12:49.71	Ali Saïdi Sief	ALG 12:50.86
2001	Richard Limo	KEN	12:56.72	Hailu Mekonnen	ETH	12:58.57	Mark Bett	KEN 12:58.72
2002	Salah Hissou	MAR	12:55.85	Sammy Kipketer	KEN	12:56.99	Benjamin Limo	KEN 12:57.24
2003	Stephen Cherono	KEN	12:48.81	Hicham El Guerrouj	MAR	12:50.24	Kenenisa Bekele	ETH 12:52.26
2004	Kenenisa Bekele	ETH	12:37.35	Eliud Kipchoge	KEN	12:46.53	Sileshi Sihine	ETH 12:47.04
2005	Kenenisa Bekele	ETH	12:40.18	Eliud Kipchoge	KEN	12:50.22	Abderrahim Goumri	MAR 12:50.25
2006	Kenenisa Bekele	ETH	12:48.09	Isaac Songok	KEN	12:48.66	Saif Saeed Shaheen	QAT 12:51.98
2007	Kenenisa Bekele	ETH	12:49.53	Sileshi Sihine	ETH	12:50.16	Eliud Kipchoge	KEN 12:50.38
2008	Kenenisa Bekele	ETH	12:50.18	Moses Masai	KEN	12:50.55	Tariku Bekele	ETH 12:52.45
2009	Kenenisa Bekele	ETH	12:52.32	Edwin Soi	KEN	12:55.03	Imane Merga	ETH 12:55.66
2010	Eliud Kipchoge	KEN	12:51.21	Vincent Chepkok	KEN	12:51.45	Mark Kitoo	KEN 12:53.46
2011	Mohamed Farah	GBR	12:53.11	Bernard Lagat	KEN	12:53.60	Isiah Koech	KEN 12:54.18
2012	Dejen Gebremeskel	ETH	12:46.81	Hagos Gebrihiwet	ETH	12:47.53	Isiah Koech	KEN 12:48.64
2013	Edwin Soi	KEN	12:51.34	Albert Rop	BRN	12:51.96	Yenew Alamirew	ETH 12:54.95
2014	Muktar Edris	ETH	12:54.83	Thomas Longosiwa	KEN	12:56.16	Caleb Ndiku	KEN 12:59.17

10,000 Metres

1963	Ron Clarke	AUS	28:15.6	Robert Bogey	FRA	28:48.2	Leonid Ivanov	URS 28:48.6
1964	Billy Mills	USA	28:24.4	Mohamed Gamoudi	TUN	28:24.8	Ron Clarke	AUS 28:25.8
1965	Ron Clarke	AUS	27:39.89	Gaston Roelants	BEL	28:10.6	Billy Mills	USA 28:17.6
1966	Ron Clarke	AUS	27:54.0	Jürgen Haase	GDR	28:12.8	Gaston Roelants	BEL 28:20.8
1967	Gaston Roelants	BEL	28:26.6	Gennadiy Khlistov	URS	28:27.8	Naftali Temu	KEN 28:29.0
1968	Ron Clarke	AUS	27:49.4	Jürgen Haase	GDR	28:04.4	Kip Keino	KEN 28:06.4
1969	Ron Clarke	AUS	28:03.6	Dick Taylor	GBR	28:06.6	Jürgen Haase	GDR 28:08.2
1970	Dave Bedford	GBR	28:06.2	Lachie Stewart	GBR	28:11.72	Ron Clarke	AUS 28:13.45
1971	Dave Bedford	GBR	27:47.0	Juha Väätäinen	FIN	27:52.78	Jürgen Haase	GDR 27:53.36
1972	Lasse Virén	FIN	27:38.34	Emiel Puttemans	BEL	27:39.68	Miruts Yifter	ETH 27:40.96
1973	Dave Bedford	GBR	27:30.80	Dave Black	GBR	25:55.50	Nikolay Sviridov	URS 27:58.6
1974	Steve Prefontaine	USA	27:43.6	Richard Tayler	NZL	27:46.40	Dave Black	GBR 27:48.49
1975	Brendan Foster	GBR	27:45.43	Frank Shorter	USA	27:45.91	Jos Hermens	NED 27:46.52
1976	Lasse Virén	FIN	27:40.38	Carlos Lopes	POR	27:42.65	Dick Quax	NZL 27:46.0
1977	Samson Kimobwa	KEN	27:30.47	Brendan Foster	GBR	27:36.62	Henry Rono	KEN 27:37.08
1978	Henry Rono	KEN	27:22.5	Brendan Foster	GBR	27:30.30	Martti Vainio	FIN 27:30.99
1979	Karl Fleschen	FRG	27:38.8	Craig Virgin	USA	27:39.4	Mike McLeod	GBR 27:39.76
1980	Craig Virgin	USA	27:29.16	Henry Rono	KEN	27:31.68	Fernando Mamede	POR 27:37.88
1981	Fernando Mamede	POR	27:27.7	Werner Schildhauer	GDR	27:38.43	Mohamed Kadir	ETH 27:39.44
1982	Fernando Mamede	POR	27:22.95	Carlos Lopes	POR	27:24.39	Alberto Salazar	USA 27:25.61
1983	Carlos Lopes	POR	27:23.44	Werner Schildhauer	GDR	27:24.95	Fernando Mamede	POR 27:25.13
1984	Fernando Mamede	POR	27:13.81	Carlos Lopes	POR	27:17.48	Hansjörg Kunze	GDR 27:33.10
1985	Bruce Bickford	USA	27:37.17	Mark Nowotny	USA	27:40.85	Ed Eyestone	USA 27:41.05
1986	Mark Nowotny	USA	27:20.56	Said Aouita	MAR	27:26.11	Hansjörg Kunze	GDR 27:34.68
1987	Francesco Panetta	ITA	27:26.95	Wodajo Bulti	ETH	27:29.41	Jean-Louis Prianon	FRA 27:34.38
1988	Brahim Boutayeb	MAR	27:21.46	Eamonn Martin	GBR	27:23.06	Salvatore Antibo	ITA 27:23.55
1989	Arturo Barrios	MEX	27:08.23	Salvatore Antibo	ITA	27:16.50	Addis Abebe	ETH 27:17.82
1990	Arturo Barrios	MEX	27:18.22	John Ngugi	KEN	27:19.15	Salvatore Antibo	ITA 27:25.16
1991	Richard Chelimo	KEN	27:11.18	John Ngugi	KEN	27:11.62	Khalid Skah	MAR 27:23.29
1992	Fita Bayissa	ETH	27:14.26	Richard Chelimo	KEN	27:15.53	Tony Martins	FRA 27:22.78
1993	Yobes Ondieki	KEN	26:56.38	Richard Chelimo	KEN	27:07.91	William Sigei	KEN 27:16.81
1994	William Sigei	KEN	26:52.23	Haile Gebrselassie	ETH	27:15.00	William Kiptum	KEN 27:17.20
1995	Haile Gebrselassie	ETH	26:43.53	Worku Bikila	ETH	27:06.44	Ismael Kirui	KEN 27:06.59
1996	Salah Hissou	MAR	26:38.08	Paul Tergat	KEN	26:54.41	Paul Koech	KEN 26:56.78
1997	Paul Tergat	KEN	26:27.85	Haile Gebrselassie	ETH	26:31.32	Paul Koech	KEN 26:36.26
1998	Haile Gebrselassie	ETH	26:22.75	Paul Tergat	KEN	26:46.44	Paul Koech	KEN 26:47.89
1999	Charles Kamathi	KEN	26:51.49	Mohammed Mourhit	BEL	26:52.30	Habte Jifar	ETH 27:06.45
2000	Paul Tergat	KEN	27:03.87	Felix Limo	KEN	27:04.54	Patrick Ivuti	KEN 27:09.79
2001	Abraham Chebib	KEN	27:04.20	Benjamin Maiyo	KEN	27:07.55	Luke Kipkosgei	KEN 27:12.37
2002	Sammy Kipketer	KEN	26:49.38	Assefa Mezegebu	ETH	26:49.90	Richard Limo	KEN 26:50.20
2003	Haile Gebrselassie	ETH	26:29.22	Nicholas Kemboi	KEN	26:30.03	Abdullah Ahmed Hassan	QAT 26:38.76
2004	Kenenisa Bekele	ETH	26:20.31	Sileshi Sihine	ETH	26:39.69	Haile Gebrselassie	ETH 26:41.58
2005	Kenenisa Bekele	ETH	26:17.53	Abebe Dinkesa	ETH	26:30.74	Boniface Kiprof	UGA 26:39.77
2006	Micah Kogo	KEN	26:35.63	Zersenay Tadese	ERI	26:37.25	Boniface Kiprof	KEN 26:41.95
2007	Kenenisa Bekele	ETH	26:46.19	Sileshi Sihine	ETH	26:48.73	Eliud Kipchoge	KEN 26:49.02
2008	Kenenisa Bekele	ETH	26:25.97	Sileshi Sihine	ETH	26:50.53	Haile Gebrselassie	ETH 26:51.20
2009	Kenenisa Bekele	ETH	26:46.31	Zersenay Tadese	ERI	26:50.12	Josphat Masai	KEN 26:57.39
2010	Josphat Menjo	KEN	26:56.74	Chris Solinsky	USA	26:59.60	Daniel Salel	KEN 27:07.85
2011	Kenenisa Bekele	ETH	26:43.16	Lucas Rotich	KEN	26:43.98	Mohamed Farah	GBR 26:46.57
2012	Emmanuel Bett	KEN	26:51.16	Vincent Chepkok	KEN	26:51.68	Kenneth Kipkemoi	KEN 26:52.65
2013	Dejen Gebremeskel	ETH	26:51.02	Abera Kurma	ETH	26:52.85	Imane Merga	ETH 26:57.33
2014	Galen Rupp	USA	26:44.36	Paul Tanui	KEN	26:49.41	Bedan Karoki	KEN 26:52.36

YEAR	FIRST		SECOND		THIRD				
Marathon									
1963	Buddy Edelen	USA	2:14:28	Brian Kilby	GBR	2:14:43	Toru Terasawa	JPN	2:15:16
1964	Abebe Bikila	ETH	2:12:12	Basil Heatley	GBR	2:13:55	Ron Hill	GBR	2:14:12
1965	Morio Shigematsu	JPN	2:12:00	Toru Terasawa	JPN	2:13:41	Buddy Edelen	USA	2:14:34
1966	Alastair Wood	GBR	2:13:45	Michael Ryan	NZL	2:14:05	Hidekuni Hiroshima	NZL	2:14:06
1967	Derek Clayton	AUS	2:09:37	Seiichiro Sasaki	JPN	2:11:17	Dave McKenzie	JPN	2:12:26
1968	William Adcocks	GBR	2:10:48	Yoshiaki Unetani	JPN	2:12:41	Seiichiro Sasaki	JPN	2:13:24
1969	Derek Clayton	AUS	2:08:34	William Adcocks	GBR	2:11:08	Jerome Drayton	CAN	2:11:13
1970	Ron Hill	GBR	2:09:28	Akio Usami	JPN	2:10:38	Eamon O'Reilly	USA	2:11:12
1971	Derek Clayton	AUS	2:11:09	John Farrington	AUS	2:12:14	Ron Hill	GBR	2:12:39
1972	Frank Shorter	USA	2:10:30	John Farrington	AUS	2:12:01	Lutz Philipp	FRG	2:12:50
1973	John Farrington	AUS	2:11:13	Frank Shorter	USA	2:11:45	Derek Clayton	AUS	2:12:08
1974	Ian Thompson	GBR	2:09:12	Karel Lismont	BEL	2:11:14	Jack Foster	NZL	2:11:19
1975	Bill Rogers	USA	2:09:55	Jerome Drayton	CAN	2:10:09	David Chettle	USA	2:10:20
1976	Waldemar Cierpinski	GDR	2:09:55	Bill Rogers	USA	2:10:10	Frank Shorter	AUS	2:10:46
1977	Bill Rogers	USA	2:10:56	Leonid Moiseyev	URS	2:11:57	Massimo Magnani	ITA	2:13:04
1978	Shigeru Soh	JPN	2:09:06	Bill Rogers	USA	2:10:13	Jeff Wells	USA	2:10:15
1979	Bill Rogers	USA	2:09:27	Marc Smet	BEL	2:10:00	Toshihiko Seko	JPN	2:10:12
1980	Gerard Nijboer	NED	2:09:01	Alberto Salazar	USA	2:09:41	Toshihiko Seko	JPN	2:09:45
1981	Alberto Salazar	USA	2:08:13	Rob de Castella	AUS	2:08:18	Toshihiko Seko	JPN	2:09:26
1982	Alberto Salazar	USA	2:08:51	Dick Beardsley	USA	2:08:53	Rob de Castella	AUS	2:09:18
1983	Rob de Castella	AUS	2:08:37	Toshihiko Seko	JPN	2:08:38	Carlos Lopes	POR	2:08:39
1984	Steve Jones	GBR	2:08:05	Carlos Lopes	POR	2:09:06	Rob de Castella	AUS	2:09:09
1985	Carlos Lopes	POR	2:07:12	Steve Jones	GBR	2:07:13	Djama Robleh	DJI	2:08:08
1986	Taisuke Kodama	JPN	2:07:35	Rob de Castella	AUS	2:07:51	Kunimitsu Ito	JPN	2:07:57
1987	Takeyuki Nakayama	JPN	2:08:18	Hiromi Taniguchi	JPN	2:09:50	Mustapha Ennechchadi	MAR	2:10:09
1988	Belayneh Dinsamo	ETH	2:06:50	Ahmed Salah	DJI	2:07:07	Abebe Mekonnen	ETH	2:07:35
1989	Juma Ikangaa	TAN	2:08:01	Belayneh Dinsamo	ETH	2:08:40	Douglas Wakiihuri	KEN	2:09:03
1990	Steve Monaghan	AUS	2:08:16	Gelindo Bordin	ITA	2:08:19	Gidamis Shahanga	TAN	2:08:32
1991	Koichi Morishita	JPN	2:08:53	Takeyuki Nakayama	JPN	2:09:12	Yakov Tolstikov	URS	2:09:17
1992	David Tsebe	RSA	2:08:07	Ibrahim Hussein	KEN	2:08:14	Dionisio Cerón	MEX	2:08:36
1993	Dionisio Cerón	MEX	2:08:51	Vincent Rousseau	BEL	2:09:13	Kim Wan-Ki	KOR	2:09:25
1994	Cosmas Ndeti	KEN	2:07:15	Andrés Espinosa	MEX	2:07:19	Vincent Rousseau	BEL	2:07:51
1995	Sammy Leieli	KEN	2:07:02	Vincent Rousseau	BEL	2:07:20	Dionisio Cerón	MEX	2:08:30
1996	Martin Fiz	ESP	2:08:25	Lee Bong-Ju	KOR	2:08:26	Gert Thys	RSA	2:08:30
1997	Khalid Khannouchi	MAR	2:07:10	Josiah Thugwane	RSA	2:07:28	Elijah Lagat	KEN	2:07:41
1998	Ronaldo da Costa	BRA	2:06:05	Ondoro Osoro	KEN	2:06:54	Khalid Khannouchi	MAR	2:07:19
1999	Khalid Khannouchi	MAR	2:05:42	Moses Tanui	KEN	2:06:16	Gert Thys	RSA	2:06:33
2000	António Pinto	POR	2:06:36	Atsushi Fujita	JPN	2:06:51	Khalid Khannouchi	USA	2:07:01
2001	Josephat Kiprono	KEN	2:06:50	Driss El Himer	FRA	2:07:02	Abdelkader El Mouaziz	MAR	2:07:11
2002	Khalid Khannouchi	USA	2:05:38	Paul Tergat	KEN	2:05:48	Daniel Njenga	KEN	2:06:16
							Toshinari Takaoka	JPN	2:06:16
2003	Paul Tergat	KEN	2:04:55	Sammy Korir	KEN	2:04:56	Evans Rutto	KEN	2:05:50
2004	Felix Limo	KEN	2:06:14	Evans Rutto	KEN	2:06:16	Robert Cheboror	KEN	2:06:23
2005	Haile Gebrselassie	ETH	2:06:20	Felix Limo	KEN	2:07:02	Benjamin Maiyo	KEN	2:07:09
2006	Haile Gebrselassie	ETH	2:05:56	Sammy Korir	KEN	2:06:38	Felix Limo	KEN	2:06:39
2007	Haile Gebrselassie	ETH	2:04:26	Emmanuel Mutai	KEN	2:06:29	Samuel Wanjiru	KEN	2:06:39
2008	Haile Gebrselassie	ETH	2:03:59	Martin Lel	KEN	2:05:15	Samuel Wanjiru	KEN	2:05:24
2009	Duncan Kibet	KEN	2:04:27	James Kwambai	KEN	2:04:27	Abel Kirui	KEN	2:05:04
2010	Patrick Makau	KEN	2:04:48	Geoffrey Mutai	KEN	2:04:55	Wilson Kipsang	KEN	2:04:57
2011	Patrick Makau	KEN	2:03:38	Wilson Kipsang	KEN	2:03:42	Emmanuel Mutai	KEN	2:04:40
2012	Geoffrey Mutai	KEN	2:04:15	Dennis Kimetto	KEN	2:04:16	Ayele Abshero	ETH	2:04:23
2013	Wilson Kipsang	KEN	2:03:23	Dennis Kimetto	KEN	2:03:45	Emmanuel Mutai	KEN	2:03:52
2014	Dennis Kimetto	KEN	2:02:57	Emmanuel Mutai	KEN	2:03:13	Eliud Kipchoge	KEN	2:04:11
3000 Metres Steeplechase									
1963	Gaston Roelants	BEL	8:29.6	Eduard Osipov	URS	8:34.4	Matvey Dmitriyev	URS	8:34.8
1964	Gaston Roelants	BEL	8:30.8	Adolfas Aleksiejūnas	URS	8:31.8	Maurice Herriott	GBR	8:32.2
1965	Gaston Roelants	BEL	8:26.4	Ivan Belyayev	URS	8:29.6	Viktor Kudinskiy	URS	8:31.0
1966	Viktor Kudinskiy	URS	8:26.6	Gaston Roelants	BEL	8:27.2	Anatoliy Kuryan	URS	8:28.0
1967	Gaston Roelants	BEL	8:28.6	Jouka Kuha	FIN	8:29.8	Benjamin Kogo	KEN	8:31.6
1968	Jouka Kuha	FIN	8:24.2	Viktor Kudinskiy	URS	8:26.0	Lazar Naroditskiy	URS	8:26.6
1969	Vladimir Dudin	URS	8:22.2	Aleksandr Morozov	URS	8:23.4	Mikhail Zhelev	BUL	8:25.02
1970	Kerry O'Brien	AUS	8:22.0	Tony Manning	AUS	8:26.2	Mikhail Zhelev	BUL	8:29.4
1971	Kerry O'Brien	AUS	8:24.0	Jean-Paul Villain	FRA	8:25.12	Anatoliy Verlan	URS	8:25.4
1972	Anders Gärderud	SWE	8:20.8	Tapio Kantanen	FIN	8:21.0	Bronisław Malinowski	POL	8:22.2
1973	Benjamin Jipcho	KEN	8:13.91	Anders Gärderud	SWE	8:18.4	Bronisław Malinowski	POL	8:21.6
1974	Anders Gärderud	SWE	8:14.2	Bronisław Malinowski	POL	8:15.04	Michael Karst	FRG	8:17.91

YEAR	FIRST		SECOND		THIRD			
1975	Anders Gärderud	SWE	8:09.70	Bronislaw Malinowski	POL	8:12.62	Michael Karst	FRG 8:16.11
1976	Anders Gärderud	SWE	8:08.02	Bronislaw Malinowski	POL	8:09.11	Frank Baumgartl	GDR 8:10.36
1977	Michael Karst	FRG	8:14.85	Dan Glans	SWE	8:16.3	Bronislaw Malinowski	POL 8:16.94
1978	Henry Rono	KEN	8:05.37	Bronislaw Malinowski	POL	8:11.63	Patriz Ilg	FRG 8:16.92
1979	Henry Rono	KEN	8:17.92	Bronislaw Malinowski	POL	8:21.97	Mariano Scartezzini	ITA 8:22.72
1980	Bronislaw Malinowski	POL	8:09.70	Kip Rono	KEN	8:12.0	Filbert Bayi	TAN 8:12.48
1981	Mariano Scartezzini	ITA	8:13.32	Bogusław Mamiński	POL	8:16.66	Amos Korir	KEN 8:18.57
1982	Henry Marsh	USA	8:16.17	Patriz Ilg	FRG	8:17.04	Wolfgang Konrad	AUT 8:17.22
1983	Henry Marsh	USA	8:12.37	Bogusław Mamiński	POL	8:12.62	Patriz Ilg	FRG 8:15.06
1984	Joseph Mahmoud	FRA	8:07.62	Bogusław Mamiński	POL	8:09.18	Julius Korir	KEN 8:11.80
1985	Henry Marsh	USA	8:09.17	Krzysztof Wesolowski	POL	8:11.04	Joseph Mahmoud	FRA 8:11.07
1986	William Van Dijck	BEL	8:10.01	Colin Reitz	GBR	8:12.11	Julius Korir	KEN 8:12.74
1987	Francesco Panetta	ITA	8:08.57	Hagen Melzer	GDR	8:10.32	William Van Dijck	BEL 8:12.18
1988	Julius Kariuki	KEN	8:05.51	Peter Koech	KEN	8:06.79	Mark Rowland	GBR 8:07.96
1989	Peter Koech	KEN	8:05.35	Patrick Sang	KEN	8:06.03	Julius Kariuki	KEN 8:12.18
1990	Peter Koech	KEN	8:10.95	Francesco Panetta	ITA	8:12.66	William Mutwol	KEN 8:12.75
1991	Moses Kiptanui	KEN	8:06.46	Philip Barkutwo	KEN	8:08.39	Mark Croghan	USA 8:10.69
1992	Moses Kiptanui	KEN	8:02.08	Philip Barkutwo	KEN	8:05.37	Matthew Birir	KEN 8:08.84
1993	Moses Kiptanui	KEN	8:06.36	Patrick Sang	KEN	8:07.53	Alessandro Lambruschini	ITA 8:08.78
1994	Moses Kiptanui	KEN	8:00.88	Richard Kosgei	KEN	8:10.20	Mark Croghan	USA 8:10.56
1995	Moses Kiptanui	KEN	7:59.18	Eliud Barngetuny	KEN	8:05.01	Gideon Chirchir	KEN 8:06.77
1996	John Kosgei	KEN	8:05.68	Joseph Keter	KEN	8:05.99	Gideon Chirchir	KEN 8:06.85
1997	Bernard Barmasai	KEN	7:55.72	Moses Kiptanui	KEN	7:56.16	Wilson Boit Kipketer	KEN 7:59.08
1998	Bernard Barmasai	KEN	8:00.67	Wilson Boit Kipketer	KEN	8:01.05	Moses Kiptanui	KEN 8:04.96
1999	Bernard Barmasai	KEN	7:58.98	Christopher Kosgei	KEN	8:05.43	Ali Ezzine	MAR 8:06.70
2000	Bernard Barmasai	KEN	8:02.76	Brahim Boulami	MAR	8:02.90	Ali Ezzine	MAR 8:03.57
2001	Brahim Boulami	MAR	7:55.28	Reuben Kosgei	KEN	7:57.29	Stephen Cherono	KEN 7:58.66
2002	Brahim Boulami	MAR	7:58.09	Stephen Cherono	KEN	7:58.10	Wilson Boit Kipketer	KEN 8:00.56
2003	Saif Saeed Shaheen	QAT	7:57.38	Paul Kipsiele Koech	KEN	7:57.42	Ezekiel Kemboi	KEN 8:02.49
2004	Saif Saeed Shaheen	QAT	7:53.63	Paul Kipsiele Koech	KEN	7:59.65	Brahim Boulami	MAR 8:02.66
2005	Saif Saeed Shaheen	QAT	7:55.51	Paul Kipsiele Koech	KEN	7:56.37	Brimin Kipruto	KEN 8:04.22
2006	Saif Saeed Shaheen	QAT	7:56.32	Paul Kipsiele Koech	KEN	7:59.94	Richard Mateelong	KEN 8:07.50
2007	Paul Kipsiele Koech	KEN	7:58.80	Brimin Kipruto	KEN	8:02.89	Ezekiel Kemboi	KEN 8:05.50
2008	Paul Kipsiele Koech	KEN	8:00.57	Richard Mateelong	KEN	8:07.64	Tareq Mubarak Taher	BRN 8:08.53
2009	Ezekiel Kemboi	KEN	7:58.85	Richard Mateelong	KEN	8:00.89	Bouabdellah Tahir	FRA 8:01.18
2010	Brimin Kipruto	KEN	8:00.90	Ezekiel Kemboi	KEN	8:01.74	Paul Kipsiele Koech	KEN 8:02.07
2011	Brimin Kipruto	KEN	7:53.64	Ezekiel Kemboi	KEN	7:55.76	Paul Kipsiele Koech	KEN 7:57.32
2012	Paul Kipsiele Koech	KEN	7:54.31	Richard Mateelong	KEN	7:56.81	Abel Mutai	KEN 8:01.67
2013	Ezekiel Kemboi	KEN	7:59.03	Mahiedine Mekhissi-Benabbad	FRA	8:00.09	Consensus Kipruto	KEN 8:01.16
2014	Jairus Birech	KEN	7:58.41	Mahiedine Mekhissi-Benabbad	FRA	8:03.23	Ezekiel Kemboi	KEN 8:04.12

110 Metres Hurdles (* 120 yards times plus 0.03)

1963	Hayes Jones	USA	13.63*	Blaine Lindgren	USA	13.69*	Roy Hicks	USA 13.73*
1964	Hayes Jones	USA	13.4				Blaine Lindgren	USA 13.74
	Roy Hicks	USA	13.4					
1965	Willie Davenport	USA	13.5					
	Tsui Lin	CHN	13.5					
	Gerry Cerulla	USA	13.5					
1966	Willie Davenport	USA	13.47*	Don Shy	USA	13.64*	Ron Copeland	USA 13.76*
1967	Earl McCullough	USA	13.43	Richmond Flowers	USA	13.53*	Willie Davenport	USA 13.3
1968	Willie Davenport	USA	13.33	Erv Hall	USA	13.38	Eddy Ottoz	ITA 13.46
1969	Willie Davenport	USA	13.2	Leon Coleman	USA	13.45*	Erv Hall	USA 13.46*
1970	Thomas Hill	USA	13.42*	Marcus Walker	USA	13.43*	Guy Drut	FRA 13.59
1971	Rod Milburn	USA	13.0	Willie Davenport	USA	13.3	Guy Drut	FRA 13.56
1972	Rod Milburn	USA	13.24	Guy Drut	FRA	13.34	Thomas Hill	USA 13.47
1973	Rod Milburn	USA	13.0 ^(13.41)	Ricky Stubbs	USA	13.55*		
				Thomas Hill	USA	13.55*		
1974	Guy Drut	FRA	13.40	Charles Foster	USA	13.44	Thomas Hill	USA 13.53
1975	Guy Drut	FRA	13.28	Jerry Wilson	USA	13.38	Charles Foster	USA 13.43
1976	Guy Drut	FRA	13.30	Frank Siebeck	GDR	13.33		
				Alejandro Casañas	CUB	13.33		
1977	Alejandro Casañas	CUB	13.21	Thomas Munkelt	GDR	13.37	James Owens	USA 13.49
							Charles Foster	USA 13.49
1978	Greg Foster	USA	13.22	Renaldo Nehemiah	USA	13.23	Dedy Cooper	USA 13.43
1979	Renaldo Nehemiah	USA	13.00	Alejandro Casañas	CUB	13.24	Greg Foster	USA 13.28
1980	Renaldo Nehemiah	USA	13.21	Greg Foster	USA	13.27	Dedy Cooper	USA 13.34
1981	Renaldo Nehemiah	USA	12.93	Greg Foster	USA	13.03	Alejandro Casañas	CUB 13.36
1982	Greg Foster	USA	13.22	Willie Gault	USA	13.26	Sam Turner	USA 13.31

YEAR	FIRST			SECOND			THIRD		
1983	Greg Foster	USA	13.11	Sam Turner	USA	13.17	Tonie Campbell	USA	13.32
1984	Greg Foster	USA	13.15	Roger Kingdom	USA	13.16	Tonie Campbell	USA	13.23
1985	Roger Kingdom	USA	13.14	Greg Foster	USA	13.24	Andre Phillips	USA	13.25
1986	Stéphane Caristan	FRA	13.20	Greg Foster	USA	13.25	Andrey Prokofyev	URS	13.28
1987	Greg Foster	USA	13.17	Tonie Campbell	USA	13.19	Mark McKoy	CAN	13.23
1988	Roger Kingdom	USA	12.97	Colin Jackson	GBR	13.11	Mark McKoy	CAN	13.17
							Tonie Campbell	USA	13.17
1989	Roger Kingdom	USA	12.92	Colin Jackson	GBR	13.11	Greg Foster	USA	13.19
1990	Colin Jackson	GBR	13.08	Greg Foster	USA	13.15	Roger Kingdom	USA	13.21
							Tony Jarrett	GBR	13.21
1991	Tony Dees	USA	13.05	Greg Foster	USA	13.06			
				Jack Pierce	USA	13.06			
1992	Colin Jackson	GBR	13.04	Tony Dees	USA	13.08	Mark McKoy	CAN	13.11
1993	Colin Jackson	GBR	12.91	Tony Jarrett	GBR	13.00	Jack Pierce	USA	13.06
1994	Colin Jackson	GBR	12.98	Mark Crear	USA	13.07	Mark McKoy	AUT	13.14
1995	Allen Johnson	USA	12.98	Mark Crear	USA	13.02	Tony Jarrett	GBR	13.04
1996	Allen Johnson	USA	12.92	Jack Pierce	USA	12.94	Mark Crear	USA	13.05
1997	Allen Johnson	USA	12.93	Mark Crear	USA	13.03	Colin Jackson	GBR	13.05
1998	Allen Johnson	USA	12.98	Mark Crear	USA	13.00	Colin Jackson	GBR	13.02
1999	Mark Crear	USA	12.98	Larry Wade	USA	13.01			
				Allen Johnson	USA	13.01			
2000	Allen Johnson	USA	12.97	Anier García	CUB	13.00	Colin Jackson	GBR	13.10
2001	Allen Johnson	USA	13.04	Anier García	CUB	13.07	Larry Wade	USA	13.12
2002	Anier García	CUB	13.03	Allen Johnson	USA	13.04	Colin Jackson	GBR	13.11
2003	Allen Johnson	USA	12.97	Staņislav Olijar	LAT	13.08	Liu Xiang	CHN	13.17
							Duane Ross	USA	13.17
							Terrence Trammell	USA	13.17
2004	Liu Xiang	CHN	12.91	Allen Johnson	USA	13.05	Ladjí Doucouré	FRA	13.06
2005	Ladjí Doucouré	FRA	12.97	Allen Johnson	USA	12.99	Dominique Arnold	USA	13.01
2006	Liu Xiang	CHN	12.88	Dominique Arnold	USA	12.90	Allen Johnson	USA	12.96
2007	Liu Xiang	CHN	12.92				Terrence Trammell	USA	12.95
	Dayron Robles	CUB	12.92						
2008	Dayron Robles	CUB	12.87	David Oliver	USA	12.95	Terrence Trammell	USA	13.08
2009	Dayron Robles	CUB	13.04	David Oliver	USA	13.09	Terrence Trammell	USA	13.12
							David Payne	USA	13.12
2010	David Oliver	USA	12.89	Dayron Robles	CUB	13.01	Liu Xiang	CHN	13.09
2011	David Oliver	USA	12.94	Liu Xiang	CHN	13.00			
				Dayron Robles	CUB	13.00			
2012	Aries Merritt	USA	12.80	Liu Xiang	CHN	12.97	Jason Richardson	USA	12.98
2013	David Oliver	USA	13.00	Hansle Parchment	RSA	13.05	Orlando Ortega	CUB	13.08
2014	Hansle Parchment	RSA	12.94	Pascal Martinot-Lagarde	FRA	12.95	Ronnie Ash	USA	12.99
400 Metres Hurdles									
1963	Warren Cawley	USA	49.3	Helmut Janz	GER	49.9	Ron Whitney	USA	50.0
							Ferdinand Haas	GER	50.0
1964	Rex Cawley	USA	49.1	Jay Luck	USA	49.4	Roberto Frinolli	ITA	49.6
1965	Vasily Anisimov	URS	49.5	Rex Cawley	USA	50.0			
				Roberto Frinolli	ITA	50.0			
1966	Roberto Frinolli	ITA	49.80	Gary Knoke	AUS	49.7	Bob Steele	USA	49.8
1967	Ron Whitney	USA	49.3	Geoff Vanderstock	USA	49.9			
				Bob Steele	USA	49.9 ^(50.04*)			
1968	David Hemery	GBR	48.12	Geoff Vanderstock	USA	48.93	Gerhard Hennige	FRG	49.02
1969	Vyacheslav Skomorokhov	URS	49.1	Nick Lee	USA	49.2	Ralph Mann	USA	49.3
1970	Ralph Mann	USA	48.5	Jean-Claude Nallet	FRA	48.6	Wayne Collett	USA	48.9
1971	Ralph Mann	USA	48.9	Wes Williams	USA	49.0			
				John Akii-Bua	UGA	49.0			
1972	John Akii-Bua	UGA	47.82	Ralph Mann	USA	48.51	David Hemery	GBR	48.52
1973	John Akii-Bua	UGA	48.54	Jim Bolding	USA	48.8*	Miroslav Kodejs	TCH	49.35
1974	Jim Bolding	USA	48.1	Alan Pascoe	GBR	48.8	Jean-Claude Nallet	FRA	48.94
1975	Jim Bolding	USA	48.4	Alan Pascoe	GBR	48.59	John Akii-Bua	UGA	48.67
1976	Edwin Moses	USA	47.64	Quentin Wheeler	USA	48.55			
				Tom Andrews	USA	48.55			
1977	Edwin Moses	USA	47.45	Volker Beck	GDR	48.83	Harald Schmid	FRG	48.85
1978	Edwin Moses	USA	47.94	Harald Schmid	FRG	48.43	James Walker	USA	48.91
							Quentin Wheeler	USA	48.91
1979	Edwin Moses	USA	47.53	Harald Schmid	FRG	47.85	Vasily Arkhipenko	URS	48.35
1980	Edwin Moses	USA	47.13	Harald Schmid	FRG	48.05	Volker Beck	GDR	48.70
1981	Edwin Moses	USA	47.14	Andre Phillips	USA	48.10	David Lee	USA	48.53
1982	Harald Schmid	FRG	47.48	Dave Patrick	USA	48.44			
				David Lee	USA	48.44			

YEAR	FIRST			SECOND			THIRD		
1983	Edwin Moses	USA	47.02	Andre Phillips	USA	47.78	Dave Patrick	USA	48.05
1984	Edwin Moses	USA	47.32	Harald Schmid	FRG	47.69	Danny Harris	USA	48.02
1985	Danny Harris	USA	47.63	Andre Phillips	USA	47.67	Harald Schmid	FRG	47.85
1986	Edwin Moses	USA	47.38	Andre Phillips	USA	47.51	Danny Harris	USA	47.82
1987	Edwin Moses	USA	47.46	Danny Harris	USA	47.48			
				Harald Schmid	FRG	47.48			
1988	Andre Phillips	USA	47.19	Amadou Dia Bâ	SEN	47.23	Edwin Moses	USA	47.37
1989	Kevin Young	USA	47.86	Andre Phillips	USA	47.94	Winthrop Graham	JAM	48.20
1990	Danny Harris	USA	47.49	Samuel Matete	ZAM	47.91	Kriss Akabusi	GBR	47.92
1991	Samuel Matete	ZAM	47.10	Danny Harris	USA	47.38	Winthrop Graham	JAM	47.74
1992	Kevin Young	USA	46.78	Winthrop Graham	JAM	47.62	Kriss Akabusi	GBR	47.82
1993	Kevin Young	USA	47.18	Winthrop Graham	JAM	47.60			
				Samuel Matete	ZAM	47.60			
1994	Derrick Adkins	USA	47.70	Samuel Matete	ZAM	47.90	Winthrop Graham	JAM	48.05
1995	Stéphane Diagana	FRA	47.37	Samuel Matete	ZAM	47.52	Derrick Adkins	USA	47.54
1996	Derrick Adkins	USA	47.54	Samuel Matete	ZAM	47.78	Calvin Davis	USA	47.91
1997	Bryan Bronson	USA	47.64	Stéphane Diagana	FRA	47.70	Fabrizio Mori	ITA	47.79
1998	Bryan Bronson	USA	47.03	Angelo Taylor	USA	47.90	Joey Woody	USA	47.97
1999	Fabrizio Mori	ITA	47.72	Llewellyn Herbert	RSA	47.83	Samuel Matete	ZAM	47.91
2000	Angelo Taylor	USA	47.50	Hadi Al-Somaily	KSA	47.53	Llewellyn Herbert	RSA	47.81
2001	Félix Sánchez	DOM	47.38	Fabrizio Mori	ITA	47.54	Dai Tamesue	JPN	47.89
2002	Félix Sánchez	DOM	47.35	James Carter	USA	47.57	Stéphane Diagana	FRA	47.58
2003	Félix Sánchez	DOM	47.25	Kemel Thompson	JAM	48.05	Periklis Iakovákis	GRE	48.17
2004	Félix Sánchez	DOM	47.63	James Carter	USA	47.68	Bershawn Jackson	USA	47.86
2005	Kerron Clement	USA	47.24	Bershawn Jackson	USA	47.30	James Carter	USA	47.43
2006	Kerron Clement	USA	47.39	Bershawn Jackson	USA	47.48	Periklis Iakovákis	GRE	47.82
2007	Kerron Clement	USA	47.61	James Carter	USA	47.72	Félix Sánchez	DOM	48.01
2008	Angelo Taylor	USA	47.25	Kerron Clement	USA	47.79	Bershawn Jackson	USA	48.02
2009	Kerron Clement	USA	47.91	LJ van Zyl	RSA	47.94	Bershawn Jackson	USA	47.98
2010	Bershawn Jackson	USA	47.32	Johnny Dutch	USA	47.63	Javier Culson	PUR	47.72
2011	LJ van Zyl	RSA	47.66	Jeshua Anderson	USA	47.93			
				Bershawn Jackson	USA	47.93			
2012	Félix Sánchez	DOM	47.63	Javier Culson	PUR	47.78	David Greene	GBR	47.84
2013	Jehue Gordon	TTO	47.79	Michael Tinsley	USA	47.70	Omar Cisneros	CUB	47.93
2014	Javier Culson	PUR	48.03	Michael Tinsley	USA	48.25			
				Cornel Fredericks	RSA	48.25			

High Jump

1963	Valeriy Brumel	URS	2.28	Ni Chihchin	CHN	2.20			
				Tony Sneazwell	AUS	2.20			
1964	Valeriy Brumel	URS	2.24	Ni Chihchin	CHN	2.21	Edward Czernik	POL	2.20
							John Thomas	USA	2.20i
1965	Ni Chihchin	CHN	2.25	Valeriy Brumel	URS	2.21i	Lawrie Peckham	AUS	2.19
							Tony Sneazwell	AUS	2.19
1966	Ni Chihchin	CHN	2.27	Valeriy Skvortsov	URS	2.21	Otis Burrell	USA	2.19i
1967	Clarence Johnson	USA	2.215	John Rambo	USA	2.21i	Ed Caruthers	USA	2.195
1968	Dick Fosbury	USA	2.24	Ed Caruthers	USA	2.22	Peter Boyce	AUS	2.21
							Reynaldo Brown	USA	2.21
1969	Valentin Gavrilov	URS	2.21	Dick Fosbury	USA	2.195	Otis Burrell	USA	2.19
1970	Ni Chinchin	CHN	2.29	Kęstutis Šapka	URS	2.23	Bill Elliott	USA	2.215
							Reynaldo Brown	USA	2.215
1971	Pat Matzdorf	USA	2.29	Ni Chinchin	CHN	2.25	Rustem Akhmetov	URS	2.23
							István Major	HUN	2.23
1972	Jüri Tarmak	URS	2.25	István Major	HUN	2.24i			
				Kęstutis Šapka	URS	2.24			
				Hermann Magerl	FRG	2.24			
1973	Dwight Stones	USA	2.30	John Radetich	USA	2.255i	Ni Chihchin	CHN	2.25
1974	Dwight Stones	USA	2.28	Jesper Tørring	DEN	2.25			
				Kęstutis Šapka	URS	2.25			
1975	Dwight Stones	USA	2.28	Tom Woods	USA	2.27	Paul Poaniewa	FRA	2.26
1976	Dwight Stones	USA	2.32	Jacek Wszola	POL	2.29	John Radetich	USA	2.285i
1977	Vladimir Yashchenko	URS	2.33	Rolf Beilschmidt	GDR	2.31	Aleksandr Grigoryev	URS	2.30
							Dwight Stones	USA	2.30
							Jacek Wszola	POL	2.30
1978	Vladimir Yashchenko	URS	2.35i	Franklin Jacobs	USA	2.32	Greg Joy	CAN	2.31
							Rolf Beilschmidt	GDR	2.31
1979	Dietmar Møgenburg	FRG	2.32	Five men		2.30			
1980	Gerd Wessig	GDR	2.36	Jacek Wszola	POL	2.35			
				Dietmar Møgenburg	FRG	2.35			

YEAR	FIRST			SECOND			THIRD		
1981	Jeff Woodard	USA	2.33i	Roland Dalhäuser	SUI	2.31			
	Aleksey Demyanyuk	URS	2.33	Gerd Nagel	FRG	2.31			
				Dwight Stones	USA	2.31			
1982	Dietmar Mögenburg	FRG	2.34i	Zhu Jianhua	CHN	2.33	Five men		2.32
1983	Zhu Jianhua	CHN	2.38	Valeriy Sereda	URS	2.35	Paul Frommeyer	FRG	2.34
							Carlo Thränhardt	FRG	2.34
							Eddy Annijis	BEL	2.34
1984	Zhu Jianhua	CHN	2.39	Valeriy Sereda	URS	2.37			
				Carlo Thränhardt	FRG	2.37			
1985	Igor Paklin	URS	2.41	Rudolf Povarnitsyn	URS	2.40	Dietmar Mögenburg	FRG	2.39i
1986	Igor Paklin	URS	2.38	Jim Howard	USA	2.36i			
				Carlo Thränhardt	FRG	2.36i			
				Javier Sotomayor	CUB	2.36			
1987	Patrik Sjöberg	SWE	2.42	Carlo Thränhardt	FRG	2.40i	Gennadiy Avdyeyenko	URS	2.38
							Igor Paklin	URS	2.38
1988	Javier Sotomayor	CUB	2.43	Carlo Thränhardt	FRG	2.42	Patrik Sjöberg	SWE	2.39i
1989	Javier Sotomayor	CUB	2.44	Patrik Sjöberg	SWE	2.40	Hollis Conway	USA	2.39
1990	Sorin Matei	ROU	2.40	Hollis Conway	USA	2.38	Dragutin Topić	YUG	2.37
							Sergey Dymchenko	URS	2.37
1991	Hollis Conway	USA	2.40i						
	Javier Sotomayor	CUB	2.40						
	Charles Austin	USA	2.40						
1992	Patrik Sjöberg	SWE	2.38i	Steve Smith	GBR	2.37	Four men		2.36
1993	Javier Sotomayor	CUB	2.45	Patrik Sjöberg	SWE	2.39i	Hollis Conway	USA	2.38
							Dragutin Topić	YUG	2.38
1994	Javier Sotomayor	CUB	2.42	Steve Smith	GBR	2.38i			
				Wolf-Hendrik Bayer	GER	2.38i			
1995	Javier Sotomayor	CUB	2.40	Troy Kemp	BAH	2.38			
				Sorin Matei	ROU	2.38i			
1996	Charles Austin	USA	2.39	Javier Sotomayor	CUB	2.38i			
				Artur Partyka	POL	2.38			
1997	Javier Sotomayor	CUB	2.37	Tim Forsyth	AUS	2.36			
				Steinar Hoen	NOR	2.36			
1998	Javier Sotomayor	CUB	2.37	Steve Smith	GBR	2.36i			
				Sergey Klyugin	RUS	2.36			
1999	Vyacheslav Voronin	RUS	2.37	Javier Sotomayor	CUB	2.36i			
				Steve Smith	GBR	2.36			
2000	Vyacheslav Voronin	RUS	2.40	Matt Hemingway	USA	2.38i	Artur Partyka	POL	2.37i
2001	Vyacheslav Voronin	RUS	2.37	Martin Buss	GER	2.36	Andrey Sokolovsky	UKR	2.35i
							Charles Clinger	USA	2.35
2002	Jacques Freitag	RSA	2.37	Andrey Sokolovskiy	UKR	2.36	Four men		2.35
2003	Stefan Holm	SWE	2.36i	Jacques Freitag	RSA	2.35			
	Aleksander Walerianczyk	POL	2.36						
2004	Stefan Holm	SWE	2.37i	Andrey Sokolovskiy	UKR	2.35	Five men		2.34
2005	Stefan Holm	SWE	2.40i	Jaroslav Rybakov	RUS	2.38i			
				Jacques Freitag	RSA	2.38			
				Andrey Sokolovskiy	UKR	2.38			
2006	Ivan Ukhov	RUS	2.37i						
	Yaroslav Rybakov	RUS	2.37i						
	Andrey Silnov	RUS	2.37						
2007	Ivan Ukhov	RUS	2.39i	Yaroslav Rybakov	RUS	2.38i			
				Stefan Holm	SWE	2.38i			
				Linus Thornblad	SWE	2.38i			
2008	Yaroslav Rybakov	RUS	2.38i	Stefan Holm	SWE	2.37			
	Andrey Silnov	RUS	2.38						
2009	Ivan Ukhov	RUS	2.40i	Linus Thronblad	SWE	2.36i			
				Jesse Williams	USA	2.36i			
2010	Ivan Ukhov	RUS	2.38i	Jesse Williams	USA	2.32i	Four men		2.33
2011	Ivan Ukhov	RUS	2.38i	Jesse Williams	USA	2.37	Aleksey Dmitrik	RUS	2.36
							Aleksandr Shustov	RUS	2.36
							Andrey Silnov	RUS	2.36
2012	Ivan Ukhov	RUS	2.39				Andrey Silnov	RUS	2.37
	Mutaz Essa Barshim	QAT	2.39				Robbie Grabarz	GBR	2.37
2013	Bogdan Bondarenko	UKR	2.41	Mutaz Essa Barshim	QAT	2.40	Derek Drouin	CAN	2.38
2014	Mutaz Essa Barshim	QAT	2.43	Ivan Ukhov	RUS	2.42i			
				Bogdan Bondarenko	RUS	2.42			

YEAR	FIRST			SECOND			THIRD		
Pole Vault									
1963	John Pennel	USA	5.20	Pentti Nikula	FIN	5.10i	Brian Sternberg	USA	5.08
1964	Fred Hansen	USA	5.28	Manfred Preussger	GER	5.15	Wolfgang Reinhardt	GER	5.11
1965	John Pennel	USA	5.18	John Cramer	USA	5.06	Paul Wilson	USA	5.05
							Wolfgang Nordwig	GDR	5.05
1966	John Pennel	USA	5.35	Bob Seagren	USA	5.32	Wolfgang Nordwig	GDR	5.23
1967	Paul Wilson	USA	5.38	Bob Seagren	USA	5.36	Hristos Papanicolau	GRE	5.30
1968	Bob Seagren	USA	5.41	Claus Schiprowski	FRG	5.40			
				Wolfgang Nordwig	GDR	5.40			
1969	John Pennel	USA	5.44	Bob Seagren	USA	5.40			
				Dick Railsback	USA	5.40			
1970	Hristos Papanicolau	GRE	5.49	Wolfgang Nordwig	GDR	5.46	François Tracanelli	FRA	5.40
1971	Kjell Isaksson	SWE	5.43	Wolfgang Nordwig	GDR	5.40	Yuriy Isakov	URS	5.36
1972	Bob Seagren	USA	5.63	Kjell Isaksson	SWE	5.59	Steve Smith	USA	5.50
							Jan Johnson	USA	5.50
							Wolfgang Nordwig	GDR	5.50
1973	Steve Smith	USA	5.49i	Antti Kalliomäki	FIN	5.47	François Tracanelli	FRA	5.42
1974	Steve Smith	USA	5.53i	Bob Seagren	USA	5.49	Tadeusz Ślusarski	POL	5.42
1975	Dave Roberts	USA	5.65	Steve Smith	USA	5.61i	Wladyslaw Kozakiewicz	POL	5.60
1976	Dave Roberts	USA	5.70	Earl Bell	USA	5.67	Wladyslaw Kozakiewicz	POL	5.62
							Tadeusz Ślusarski	POL	5.62
1977	Wladyslaw Kozakiewicz	POL	5.66	Earl Bell	USA	5.60			
				Mike Tully	USA	5.60			
1978	Mike Tully	USA	5.71	Wladyslaw Kozakiewicz	POL	5.62	Larry Jessee	USA	5.61
							Vladimir Trofimenko	URS	5.61
1979	Patrick Abada	FRA	5.65				Dan Ripley	USA	5.63
	Philippe Houvion	FRA	5.65						
1980	Wladyslaw Kozakiewicz	POL	5.78	Philippe Houvion	FRA	5.77	Thierry Vigneron	FRA	5.75
1981	Vladimir Polyakov	URS	5.81	Thierry Vigneron	FRA	5.80	Konstantin Volkov	URS	5.75
1982	Dave Volz	USA	5.75				Billy Olson	USA	5.74i
	Jean-Michel Bellot	FRA	5.75						
1983	Thierry Vigneron	FRA	5.83	Pierre Quinon	FRA	5.82	Billy Olson	USA	5.80i
1984	Sergey Bubka	URS	5.94	Thierry Vigneron	FRA	5.91	Konstantin Volkov	URS	5.85
1985	Sergey Bubka	URS	6.00	Pierre Quinon	FRA	5.90	Billy Olson	USA	5.86i
1986	Sergey Bubka	URS	6.01	Billy Olson	USA	5.93i	Joe Dial	USA	5.91i
1987	Sergey Bubka	URS	6.03	Joe Dial	USA	5.96	Ferenc Salbert	FRA	5.90i
							Rodion Gataullin	URS	5.90
1988	Sergey Bubka	URS	6.06	Rodion Gataullin	URS	5.95	Miroslaw Chmara	POL	5.90
1989	Sergey Bubka	UKR	6.03i	Rodion Gataullin	RUS	6.02i	Philippe Collet	FRA	5.92i
1990	Sergey Bubka	URS	6.05i	Philippe Collet	FRA	5.94i	Rodion Gataullin	URS	5.92
1991	Sergey Bubka	URS	6.12i	Istv'an Bagyula	HUN	5.92	Viktor Ryzhenkov	URS	5.91i
1992	Sergey Bubka	EUN	6.13i	Rodion Gataullin	EUN	5.95	Igor Potapovich	EUN	5.92
1993	Sergey Bubka	UKR	6.15i	Rodion Gataullin	RUS	6.00	Jean Galfione	FRA	5.93
1994	Sergey Bubka	UKR	6.14	Rodion Gataullin	RUS	6.00	Scott Huffman	USA	5.97
1995	Okkert Brits	RSA	6.03	Sergey Bubka	UKR	6.00	Maksim Tarasov	RUS	5.91
1996	Sergey Bubka	UKR	6.02	Okkert Brits	RSA	6.01			
				Igor Trandenkov	RUS	6.01			
1997	Sergey Bubka	UKR	6.05	Maksim Tarasov	RUS	6.00			
				Tim Lobinger	GER	6.00			
1998	Jeff Hartwig	USA	6.01	Dmitriy Markov	BLR	6.00	Jean Galfione	FRA	5.97
1999	Maksim Tarasov	RUS	6.05	Jeff Hartwig	USA	6.02	Jean Galfione	FRA	6.00i
							Tim Lobinger	GER	6.00
2000	Jeff Hartwig	USA	6.03	Michael Stolle	GER	5.95			
				Tim Lobinger	GER	5.95i			
2001	Dmitri Markov	AUS	6.05	Danny Ecker	GER	6.00i	Lawrence Johnson	USA	5.96i
2002	Jeff Hartwig	USA	6.02i	Tim Lobinger	GER	5.90	Four men		5.85
2003	Romain Mesnil	FRA	5.95	Aleksandr Averbukh	ISR	5.93	Tim Lobinger	GER	5.91
2004	Tim Mack	USA	6.01	Toby Stevenson	USA	6.00	Jeff Hartwig	USA	5.88i
2005	Paul Burgess	AUS	6.00	Brad Walker	USA	5.96	Tim Lobinger	GER	5.93
2006	Brad Walker	USA	6.00	Steve Hooker	AUS	5.96	Paul Burgess	AUS	5.92
2007	Brad Walker	USA	5.95	Paul Burgess	AUS	5.91			
				Steve Hooker	AUS	5.91			
2008	Brad Walker	USA	6.04	Yevgeniy Lukyanenko	RUS	6.01	Steve Hooker	AUS	6.00
2009	Steve Hooker	AUS	6.06i	Renaud Lavillenie	FRA	6.01	Romain Mesnil	FRA	5.85
2010	Steve Hooker	AUS	5.95	Renaud Lavillenie	FRA	5.94	Malte Mohr	GER	5.90
2011	Renaud Lavillenie	FRA	6.03i	Paweł Wojciechowski	POL	5.91	Dmitriy Starodubtsev	RUS	5.90i
							Lázaro Borges	CUB	5.90
2012	Björn Otto	GER	6.01	Renaud Lavillenie	FRA	5.97	Malte Mohr	GER	5.91
							Raphael Holzdeppe	GER	5.91

YEAR	FIRST			SECOND			THIRD		
2013	Renaud Lavillenie	FRA	6.02	Raphael Holzdeppe	GER	5.91	Björn Otto	GER	5.90i
2014	Renaud Lavillenie	FRA	6.16i	Malte Mohr	GER	5.90i	Luke Cutts	GBR	5.83i
							Mark Hollis	USA	5.83
Long Jump									
1963	Ralph Boston	USA	8.20	Igor Ter-Ovanesyan	URS	8.18i	Pentti Eskola	FIN	8.04
1964	Ralph Boston	USA	8.34	Igor Ter-Ovanesyan	URS	8.18	Gayle Hopkins	USA	8.16
1965	Ralph Boston	USA	8.35	Igor Ter-Ovanesyan	URS	8.19	Clarence Robinson	USA	8.16
1966	Igor Ter-Ovanesyan	URS	8.23	Lynn Davies	GBR	8.18			
				Ralph Boston	USA	8.18			
1967	Igor Ter-Ovanesyan	URS	8.35	Ralph Boston	USA	8.29	Bob Beamon	USA	8.21i
1968	Bob Beamon	USA	8.90	Igor Ter-Ovanesyan	URS	8.28	Ralph Boston	USA	8.27
1969	Igor Ter-Ovanesyan	URS	8.21				Bob Beamon	USA	8.20
	Waldemar Stepien	POL	8.21						
1970	Josef Schwartz	FRG	8.35	Jacques Pani	FRA	8.16	Klaus Beer	GDR	8.10
1971	Ron Coleman	USA	8.25	Norm Tate	USA	8.23	Jacques Pani	FRA	8.15
1972	Randy Williams	USA	8.34	Preston Carrington	USA	8.22	Henry Hines	USA	8.19
1973	James McAlister	USA	8.24	Randy Williams	USA	8.16	Valeriy Podluzniy	URS	8.15
1974	Arnie Robinson	USA	8.30	Nenad Stekić	YUG	8.24	James Moore	USA	8.20
1975	Nenad Stekić	YUG	8.45	Arnie Robinson	USA	8.28	Grzegorz Cybulski	POL	8.27
1976	Arnie Robinson	USA	8.35	Jacques Rousseau	FRA	8.26	Aleksey Pereverzev	URS	8.21
1977	Nenad Stekić	YUG	8.27	Jacques Rousseau	FRA	8.25	Arnie Robinson	USA	8.24
1978	Nenad Stekić	YUG	8.32	James Lofton	USA	8.23			
				João de Oliveira	BRA	8.23			
1979	Larry Myricks	USA	8.52	João de Oliveira	BRA	8.36	Lutz Dombrowski	GDR	8.31
1980	Lutz Dombrowski	GDR	8.54	Larry Myricks	USA	8.38i	Frank Paschek	GDR	8.36
1981	Carl Lewis	USA	8.62	Larry Myricks	USA	8.45	Henry Lauterbach	GDR	8.35
1982	Carl Lewis	USA	8.76	Larry Myricks	USA	8.56	Lutz Dombrowski	GDR	8.30
1983	Carl Lewis	USA	8.79	Jason Grimes	USA	8.39	Sergey Rodin	URS	8.33
1984	Carl Lewis	USA	8.79i	Larry Myricks	USA	8.59	Lutz Dombrowski	GDR	8.50
1985	Carl Lewis	USA	8.62	Larry Myricks	USA	8.44	Jason Grimes	USA	8.43
							Mike Conley	USA	8.43
1986	Robert Emmiyan	URS	8.61	Larry Myricks	USA	8.50	Jaime Jefferson	CUB	8.47
1987	Robert Emmiyan	URS	8.86	Carl Lewis	USA	8.75	Larry Myricks	USA	8.66
1988	Carl Lewis	USA	8.76	Larry Myricks	USA	8.74	Mike Powell	USA	8.49
1989	Larry Myricks	USA	8.70	Carl Lewis	USA	8.54	Mike Powell	USA	8.49
1990	Mike Powell	USA	8.66	Jaime Jefferson	CUB	8.53	Carl Lewis	USA	8.51
1991	Mike Powell	USA	8.95	Carl Lewis	USA	8.87	Larry Myricks	USA	8.50
							Llewellyn Starks	USA	8.50
1992	Carl Lewis	USA	8.68	Mike Powell	USA	8.64	Iván Pedroso	CUB	8.53
1993	Mike Powell	USA	8.70	Erick Walder	USA	8.53	Iván Pedroso	CUB	8.49
1994	Erick Walder	USA	8.74	Carl Lewis	USA	8.66	Kareem Streete-Thompson	USA	8.63
1995	Iván Pedroso	CUB	8.71	Kareem Streete-Thompson	USA	8.56	Mike Powell	USA	8.52
1996	Erick Walder	USA	8.58	James Beckford	JAM	8.52	Carl Lewis	USA	8.50
1997	Iván Pedroso	CUB	8.63	James Beckford	JAM	8.62	Erick Walder	USA	8.49
1998	James Beckford	JAM	8.60	Iván Pedroso	CUB	8.54	Erick Walder	USA	8.48
1999	Iván Pedroso	CUB	8.62i	Yago Lamela	ESP	8.56	James Beckford	JAM	8.50
2000	Iván Pedroso	CUB	8.65	Melvin Lister	USA	8.49			
				Jai Taurima	AUS	8.49			
2001	Iván Pedroso	CUB	8.43i	James Beckford	JAM	8.41	Savanté Stringfellow	USA	8.38
2002	Miguel Pate	USA	8.59i	Savanté Stringfellow	USA	8.52	Dwight Phillips	USA	8.38
2003	Yago Lamela	ESP	8.53	Savanté Stringfellow	USA	8.46			
				Miguel Pate	USA	8.46			
2004	Dwight Phillips	USA	8.60	John Moffitt	USA	8.47	Savanté Stringfellow	USA	8.41i
2005	Dwight Phillips	USA	8.60	Miguel Pate	USA	8.45	Mohammed Salman Al-Khuwaidi	KSA	8.44
2006	Irving Saladino	PAN	8.56	Mohammed Salman Al-Khuwaidi	KSA	8.48	Ignisious Gaisah	GHA	8.43
2007	Louís Tsátoumas	GRE	8.66	Irving Saladino	PAN	8.57	Andrew Howe	ITA	8.47
2008	Irving Saladino	PAN	8.73	Ibrahim Camejo	CUB	8.46	Louís Tsátoumas	GRE	8.44
2009	Dwight Phillips	USA	8.74	Sebastian Bayer	GER	8.71i	Irving Saladino	PAN	8.63
2010	Christian Reif	GER	8.47	Dwight Phillips	USA	8.46	Fabrice Lapierre	AUS	8.40
2011	Mitchell Watt	AUS	8.54	Dwight Phillips	USA	8.45	Ngonidzashe Makusha	ZIM	8.40
							Irving Saladino	PAN	8.40
2012	Greg Rutherford	GBR	8.35				Sebastian Bayer	GER	8.34
	Sergey Morgunov	RUS	8.35						
2013	Aleksandr Menkov	RUS	8.56	Luis Rivera	MEX	8.46	Eusebio Cáceres	ESP	8.37
2014	Greg Rutherford	GBR	8.51	Christian Reif	GER	8.49	Li Jinzhe	CHN	8.47

YEAR	FIRST			SECOND			THIRD		
Triple Jump									
1963	Jozef Schmidt	POL	16.99	Aleksandr Zolotaryev	URS	16.60	Vitold Kreyer	URS	16.45
1964	Jozef Schmidt	POL	16.85	Tien Chaochung	CHN	16.58	Oleg Fedoseyev	URS	16.58
1965	Jozef Schmidt	POL	16.74	Henrik Kalocsai	HUN	16.54	Hans-Jürgen Rückborn	GDR	16.51
1966	Jan Jaskolski	POL	16.76	Art Walker	USA	16.74	Art Walker	USA	16.70i
1967	Aleksandr Zolotaryev	URS	16.92	Jozef Schmidt	POL	16.84	Henrik Kalocsai	HUN	16.73
1968	Viktor Sanyeyev	URS	17.39	Nelson Prudencio	BRA	17.27	Giuseppe Gentile	ITA	17.22
1969	Viktor Sanyeyev	URS	17.15	Nikolay Dudkin	URS	16.86i	Phil May	AUS	16.82
1970	Viktor Sanyeyev	URS	17.34	Jörg Drehmel	GDR	17.13	Nikolay Dudkin	URS	17.01
1971	Pedro Perez	CUB	17.40	Viktor Sanyeyev	URS	17.29	Carol Corbu	ROU	17.12
1972	Viktor Sanyeyev	URS	17.44	Jörg Drehmel	GDR	17.31	Carol Corbu	ROU	17.10
1973	Mikhail Bariban	URS	17.20	Viktor Sanyeyev	URS	17.12	Michał Joachimowski	POL	17.06
1974	Viktor Sanyeyev	URS	17.23	Jörg Drehmel	GDR	17.06	Michał Joachimowski	POL	17.03
1975	João de Oliveira	BRA	17.89	Viktor Sanyeyev	URS	17.33	Tommy Haynes	USA	17.20
1976	João de Oliveira	BRA	17.38	Viktor Sanyeyev	URS	17.29	James Butts	USA	17.18
1977	Ron Livers	USA	17.19	Anatoliy Piskulin	URS	17.04	Viktor Sanyeyev	URS	16.90
							Juan Velazquez	CUB	16.90
1978	João de Oliveira	BRA	17.44	James Butts	USA	17.24	Ron Livers	USA	17.15
1979	Gennadiy Valyukevich	URS	17.29	João de Oliveira	BRA	17.27	Willie Banks	USA	17.23
1980	Jaak Uudmäe	URS	17.35	Viktor Sanyeyev	URS	17.24	João de Oliveira	BRA	17.22
1981	Willie Banks	USA	17.56	João de Oliveira	BRA	17.37	Zhou Zhenxian	CHN	17.34
1982	Keith Connor	GBR	17.57	Ken Lorraway	AUS	17.46	Gennadiy Valyukevich	URS	17.42
1983	Vasily Grishchenkov	URS	17.55	Aleksandr Beskroniy	URS	17.53	Zdzislaw Hoffmann	POL	17.42
1984	Oleg Protsenko	URS	17.52	Aleksandr Yakovlev	URS	17.50			
				Mike Conley	USA	17.50			
1985	Willie Banks	USA	17.97	Charlie Simpkins	USA	17.86	Khristo Markov	BUL	17.77
1986	Khristo Markov	BUL	17.80	Nikolay Musiyenko	URS	17.78			
				Lázaro Betancourt	CUB	17.78			
1987	Khristo Markov	BUL	17.92	Mike Conley	USA	17.87	Aleksandr Kovalenko	URS	17.77
1988	Khristo Markov	BUL	17.77	Igor Lapshin	URS	17.69	Oleg Protsenko	URS	17.68
1989	Vladimir Inozemtsev	URS	17.62	Mike Conley	USA	17.65i	Oleg Sakirkin	URS	17.58
1990	Kenny Harrison	USA	17.93	Vladimir Inozemtsev	URS	17.90	Oleg Protsenko	URS	17.75
1991	Kenny Harrison	USA	17.78	Leonid Voloshin	URS	17.75	Ralf Jaros	GER	17.66
1992	Mike Conley	USA	17.72	Charlie Simpkins	USA	17.60	Leonid Voloshin	URS	17.53i
1993	Mike Conley	USA	17.86	Yoelbi Quesada	CUB	17.68	Leonid Voloshin	RUS	17.65
1994	Leonid Voloshin	URS	17.77i	Mike Conley	USA	17.68	Denis Kapustin	RUS	17.62
1995	Jonathan Edwards	GBR	18.29	James Beckford	JAM	17.92	Brian Wellman	BER	17.72i
1996	Kenny Harrison	USA	18.09	Jonathan Edwards	GBR	17.88	Yoelbi Quesada	CUB	17.75
1997	Yoelbi Quesada	CUB	17.85	Aliecer Urrutia	CUB	17.83i	Jonathan Edwards	GBR	17.74
1998	Jonathan Edwards	GBR	18.01	Denis Kapustin	RUS	17.65	Aleksandr Glavatskiy	BLR	17.53
1999	Charles Friedek	GER	17.59	Jonathan Edwards	GBR	17.52	Rostislav Dimitrov	BUL	17.49
2000	Jonathan Edwards	GBR	17.71	Fabrizio Donato	ITA	17.60	Yoel García	CUB	17.47
2001	Jonathan Edwards	GBR	17.92	Christian Olsson	SWE	17.49	Igor Spasovkhodskiy	RUS	17.44
2002	Jonathan Edwards	GBR	17.86	Christian Olsson	SWE	17.80i	Phillips Idowu	GBR	17.68
2003	Christian Olsson	SWE	17.77	Marian Oprea	ROU	17.63	Jonathan Edwards	GBR	17.61
2004	Christian Olsson	SWE	17.83i	Melvin Lister	USA	17.78	Jadel Gregório	BRA	17.72
2005	Marian Oprea	ROU	17.81	Jadel Gregório	BRA	17.73	Nathan Douglas	GBR	17.64
2006	Marian Oprea	ROU	17.74i	Walter Davis	USA	17.73i	Christian Olsson	SWE	17.67
2007	Jadel Gregório	BRA	17.90	Nelson Évora	POR	17.74	Aarik Wilson	USA	17.58
2008	Phillips Idowu	GBR	17.65i	Nelson Évora	POR	17.67	Leevan Sands	BAH	17.59
2009	Phillips Idowu	GBR	17.73	Nelson Évora	POR	17.66	Yoandri Betanzos	CUB	17.65
							Alexis Copello	CUB	17.65
2010	Teddy Tamgho	FRA	17.98	Phillips Idowu	GBR	17.81	Yoandri Betanzos	CUB	17.69i
2011	Christian Taylor	USA	17.96	Teddy Tamgho	FRA	17.92i	Phillips Idowu	GBR	17.77
2012	Christian Taylor	USA	17.81	Will Claye	USA	17.70i	Lyukman Adams	RUS	17.53
							Fabrizio Donato	ITA	17.53
2013	Teddy Tamgho	FRA	18.04	Daniele Greco	ITA	17.70i	Pedro Pablo Pichardo	CUB	17.69
2014	Pedro Pablo Pichardo	CUB	17.76	Will Claye	USA	17.75	Ernesto Revé	CUB	17.58
Shot Put									
1963	Gary Gubner	USA	19.68i	Dallas Long	USA	19.43	Vilmos Varjú	HUN	19.42
1964	Dallas Long	USA	20.68	Randy Matson	USA	20.20	Gary Gubner	USA	19.26i
1965	Randy Matson	USA	21.52	John McGrath	USA	19.40i	Neal Steinhauer	USA	19.34
1966	Randy Matson	USA	21.09	Neal Steinhauer	USA	20.44	Mike Bianco	USA	19.70
1967	Randy Matson	USA	21.78	Neal Steinhauer	USA	21.01	Lee Mills	NZL	19.80
1968	Randy Matson	USA	21.30	George Woods	USA	20.73	Dave Maggard	USA	20.53
1969	Neal Steinhauer	USA	20.64				Dieter Hoffmann	GDR	20.60
	Hans-Peter Gies	GDR	20.64						

YEAR	FIRST		SECOND		THIRD			
1970	Randy Matson	USA	21.75	Karl Salb	USA	20.56i	Hartmut Briesenick	GDR 20.55
1971	Heinz-Joachim Rothenburg	GDR	21.12	Hartmut Briesenick	GDR	21.08	Al Feuerbach	USA 21.00i
1972	Hartmut Briesenick	GDR	21.54	Al Feuerbach	USA	21.52	George Woods	USA 21.38
1973	Al Feuerbach	USA	21.82	Hartmut Briesenick	GDR	21.67	George Woods	USA 21.27i
1974	George Woods	USA	22.02i	Aleksandr Baryshnikov	URS	21.70	Al Feuerbach	USA 21.60
1975	Brian Oldfield	USA	22.86	Hans Höglund	SWE	21.33	Randy Matson	USA 21.26i
1976	Brian Oldfield	USA	22.45	Aleksandr Baryshnikov	URS	22.00	Terry Albritton	USA 21.85
1977	Udo Beyer	GDR	21.74	Terry Albritton	USA	21.50i	Geoff Capes	GBR 21.30
1978	Udo Beyer	GDR	22.15	Reijo Stahlberg	FIN	21.17	Al Feuerbach	USA 21.07
1979	Udo Beyer	GDR	21.74	Reijo Stahlberg	FIN	21.69	Dave Laut	USA 21.11
1980	Udo Beyer	GDR	21.98	Brian Oldfield	USA	21.82	Geoff Capes	GBR 21.68
1981	Brian Oldfield	USA	22.02	Udo Beyer	GDR	21.69	Dave Laut	USA 21.60
1982	Dave Laut	USA	22.02	Udo Beyer	GDR	21.94	Remigius Machura	TCH 21.74
1983	Udo Beyer	GDR	22.22	Dave Laut	USA	21.94	Edward Sarul	POL 21.68
1984	Brian Oldfield	USA	22.19	Sergey Kasnauskas	URS	22.09	Udo Beyer	GDR 22.04
1985	Ulf Timmermann	GDR	22.62	Sergey Smirnov	URS	22.05	Alessandro Andrei	ITA 21.95
1986	Udo Beyer	GDR	22.64	Ulf Timmermann	GDR	22.60	Sergey Smirnov	URS 22.24
1987	Alessandro Andrei	ITA	22.91	John Brenner	USA	22.52	Werner Günthör	SUI 22.47
1988	Ulf Timmermann	GDR	23.06	Werner Günthör	SUI	22.75	Randy Barnes	USA 22.42
1989	Randy Barnes	USA	22.66i	Ulf Timmermann	GDR	22.55i	Werner Günthör	SUI 22.18
1990	Randy Barnes	USA	23.12	Ulf Timmermann	GDR	21.64	Mike Stulce	USA 21.49i
1991	Werner Günthör	SUI	22.03	Vyacheslav Lykho	URS	20.77	Lars Arvid Nilsen	NOR 20.75
1992	Gregg Tافرalis	USA	21.98	Werner Günthör	SUI	21.91	Mike Stulce	USA 21.70
1993	Werner Günthör	SUI	21.98	Randy Barnes	USA	21.80	Mike Stulce	USA 21.77i
1994	Kevin Toth	USA	21.25i	Jim Doehring	USA	21.09	Aleksandr Bagach	UKR 21.05i
1995	John Godina	USA	22.00	Mika Halvari	FIN	21.50	Brent Noon	USA 21.47
1996	Randy Barnes	USA	22.40	John Godina	USA	21.25	Roman Virastyuk	UKR 21.23
							Paolo Dal Soglio	ITA 21.23
1997	Randy Barnes	USA	22.03	Kevin Toth	USA	21.78	John Godina	USA 21.75
1998	John Godina	USA	21.78	Dragan Perić	YUG	21.77	Oliver-Sven Buder	GER 21.47i
1999	John Godina	USA	22.02	Aleksandr Bagach	UKR	21.83i	C. J. Hunter	USA 21.79
2000	Adam Nelson	USA	22.12	Mika Halvari	FIN	22.09i	C. J. Hunter	USA 21.87
2001	Janus Robberts	RSA	21.97	John Godina	USA	21.95	Adam Nelson	USA 21.53
2002	Adam Nelson	USA	22.51	Kevin Toth	USA	22.19	John Godina	USA 21.91
2003	Kevin Toth	USA	22.67	Carl Myerscough	GBR	21.92	Yuriy Bilonog	UKR 21.81
2004	Christian Cantwell	USA	22.54	John Godina	USA	21.71	Adam Nelson	USA 21.68
2005	John Godina	USA	22.20	Adam Nelson	USA	21.92	Reese Hoffa	USA 21.74i
2006	Christian Cantwell	USA	22.45	Reese Hoffa	USA	22.11i	Adam Nelson	USA 22.04
2007	Reese Hoffa	USA	22.43	Christian Cantwell	USA	21.96	Joachim Olsen	DEN 21.61
							Adam Nelson	USA 21.61
2008	Adam Nelson	USA	22.40i	Christian Cantwell	USA	22.18i	Reese Hoffa	USA 22.10
2009	Christian Cantwell	USA	22.16	Tomasz Majewski	POL	21.95	Reese Hoffa	USA 21.89
2010	Christian Cantwell	USA	22.41	Reese Hoffa	USA	22.16	Cory Martin	USA 22.10
2011	Dylan Armstrong	CAN	22.21	Adam Nelson	USA	22.09		
				Reese Hoffa	USA	22.09		
2012	Christian Cantwell	USA	22.31	Reese Hoffa	USA	22.00		
				Ryan Whiting	USA	22.00i		
2013	Ryan Whiting	USA	22.28	David Storl	GER	21.73	Reese Hoffa	USA 21.71
2014	Ryan Whiting	USA	22.23i	Joe Kovacs	USA	22.03	David Storl	GER 21.97

Discus Throw († while South Africa were suspended from IAAF)

1963	Al Oerter	USA	62.62	Jay Silvester	USA	62.37	Rink Babka	USA 62.10
1964	Ludvik Danek	TCH	64.55	Al Oerter	USA	62.94	Rink Babka	USA 61.66
1965	Ludvik Danek	TCH	65.22	Jay Silvester	USA	64.16	Bill Neville	USA 62.64
1966	Ludvik Danek	TCH	66.07	Rink Babka	USA	63.83	Al Oerter	USA 63.22
1967	Randy Matson	USA	65.15	Ludvik Danek	TCH	64.77	Rink Babka	USA 63.55
1968	Jay Silvester	USA	68.40	Al Oerter	USA	64.78	George Puce	CAN 64.39
1969	Rickard Bruch	SWE	68.06	Ludvik Danek	TCH	66.48	Jay Silvester	USA 64.36
1970	Rickard Bruch	SWE	67.14	Jay Silvester	USA	66.28	Ferenc Téglá	HUN 65.30
1971	Jay Silvester	USA	70.38	Rickard Bruch	SWE	68.32	Tim Vollmer	USA 67.39
1972	Rickard Bruch	SWE	68.40	Ludvik Danek	TCH	66.64	Tim Vollmer	USA 66.57
1973	Rickard Bruch	SWE	67.58	John Powell	USA	66.65	Siegfried Pachale	GDR 66.38
1974	Rickard Bruch	SWE	68.16	John Powell	USA	68.08	John van Reenen	RSA 68.04†
1975	John Powell	USA	69.08	John van Reenen	RSA	68.48†	Ludvik Danek	TCH 67.14
1976	Mac Wilkins	USA	70.86	Wolfgang Schmidt	GDR	68.60	Siegfried Pachale	GDR 67.54
							John Powell	USA 67.54
1977	Mac Wilkins	USA	69.20	Wolfgang Schmidt	GDR	68.26	Hein-Direck Neu	FRG 68.08
1978	Wolfgang Schmidt	GDR	71.16	Mac Wilkins	USA	70.48	Ken Stadel	USA 68.40
1979	Mac Wilkins	USA	70.66	Knut Hjeltnes	NOR	69.50	Art Swarts	USA 69.40

YEAR	FIRST		SECOND		THIRD				
1980	Mac Wilkins	USA	70.98	Al Oerter	USA	69.46	Art Swarts	USA	69.22
1981	John Powell	USA	69.98	Wolfgang Schmidt	GDR	69.60	Al Oerter	USA	68.76
1982	Luis Delís	CUB	70.58	Art Burns	USA	69.96	Georgiy Kolnootchenko	URS	69.44
1983	Yuriy Dumchev	URS	71.86	Ben Plucknett	USA	71.32	Art Burns	USA	71.18
1984	John Powell	USA	71.26				Art Burns	USA	70.98
	Ricky Bruch	SWE	71.26						
1985	Imrich Bugár	TCH	71.26	Luis Delís	CUB	70.00	Jürgen Schult	GDR	69.74
1986	Jürgen Schult	GDR	74.08	Art Burns	USA	68.72	Knut Hjeltnes	NOR	68.50
1987	Jürgen Schult	GDR	69.52	Mike Buncic	USA	68.98	Stefan Fernholm	SWE	68.30
1988	Jürgen Schult	GDR	70.46	Yuriy Dumchev	URS	70.30	Romas Ubartas	URS	70.06
1989	Wolfgang Schmidt	FRG	70.92	Mike Buncic	USA	68.88	Luis Delís	CUB	68.28
1990	Romas Ubartas	URS	68.94	Wolfgang Schmidt	FRG	68.30	Mike Buncic	USA	67.72
1991	Mike Buncic	USA	69.36	Erik de Bruin	NED	68.12	Adewale Olukoku	NGR	67.80
1992	Jürgen Schult	GER	69.04	Lars Riedel	GER	68.66	Romas Ubartas	LTU	68.18
1993	Lars Riedel	GER	68.42	Mike Buncic	USA	67.12	Erik de Bruin	NED	67.06
1994	Attila Horváth	HUN	68.58	Jürgen Schult	GER	66.08			
				Lars Riedel	GER	66.08			
1995	Lars Riedel	GER	69.08	Sergey Lyakhov	RUS	66.78	Dmitriy Shevchenko	RUS	66.74
1996	Anthony Washington	USA	71.14	Lars Riedel	GER	71.06	Vladimir Dubrovshchik	BLR	67.90
1997	Lars Riedel	GER	71.50	Virgilijus Alekna	LTU	67.70	John Godina	USA	67.40
1998	John Godina	USA	69.91	Anthony Washington	USA	69.79	Virgilijus Alekna	LTU	69.66
1999	Lars Riedel	GER	69.18	Anthony Washington	USA	69.08	John Godina	USA	69.05
2000	Virgilijus Alekna	LTU	73.88	Frantz Kruger	RSA	69.75	Lars Riedel	GER	69.72
2001	Virgilijus Alekna	LTU	70.99	Frantz Kruger	RSA	69.96	Lars Riedel	GER	69.72
2002	Róbert Fazekas	HUN	71.70	Dmitriy Shevchenko	RUS	70.54	Frantz Kruger	RSA	70.32
2003	Róbert Fazekas	HUN	70.78	Virgilijus Alekna	LTU	69.69	Lars Riedel	GER	69.50
2004	Virgilijus Alekna	LTU	70.97	Róbert Fazekas	HUN	70.83	Zoltán Krvágó	HUN	68.93
2005	Virgilijus Alekna	LTU	70.67	Gerd Kanter	EST	70.10	Aleksander Tammert	EST	69.93
2006	Gerd Kanter	EST	73.38	Virgilijus Alekna	LTU	71.08	Aleksander Tammert	EST	70.82
2007	Gerd Kanter	EST	72.02	Virgilijus Alekna	LTU	71.56	Frantz Kruger	FIN	69.97
2008	Gerd Kanter	EST	71.88	Virgilijus Alekna	LTU	71.25	Mario Pestano	ESP	69.50
2009	Gerd Kanter	EST	71.64	Virgilijus Alekna	LTU	69.59	Robert Harting	GER	69.43
2010	Gerd Kanter	EST	71.45	Jason Young	USA	69.90	Piotr Małachowski	POL	69.83
2011	Zoltán Kovágó	HUN	69.50	Robert Harting	GER	68.99	Jared Rome	USA	68.76
2012	Robert Harting	GER	70.66	Virgilijus Alekna	LTU	70.28	Piotr Małachowski	POL	68.94
2013	Piotr Małachowski	POL	71.84	Robert Harting	GER	69.91	Benn Harradine	AUS	68.20
2014	Piotr Małachowski	POL	69.28	Robert Harting	GER	68.47	Martin Marić	CRO	67.92

Hammer Throw

1963	Heinrich Thun	AUT	69.77	Gyula Zsvíótzky	HUN	69.06	Josef Matousek	TCH	68.78
1964	Harold Connolly	USA	70.53	Romuald Klim	URS	69.74	Yuriy Bakarinov	URS	69.55
1965	Gyula Zsvíótzky	HUN	73.74	Harold Connolly	USA	71.26	Romuald Klim	URS	71.02
1966	Gyula Zsvíótzky	HUN	71.94	Romuald Klim	URS	71.46	Ed Burke	USA	69.57
1967	Ed Burke	USA	71.91	Romuald Klim	URS	70.90	Anatoliy Bondarchuk	URS	69.52
1968	Gyula Zsvíótzky	HUN	73.76	Romuald Klim	URS	73.54	Uwe Beyer	FRG	72.46
1969	Anatoliy Bondarchuk	URS	75.48	Romuald Klim	URS	74.52	Anatoliy Shuplyakov	URS	73.72
1970	Anatoliy Bondarchuk	URS	75.04	Walter Schmidt	FRG	72.92	Jochen Sachse	GDR	72.40
1971	Walter Schmidt	FRG	76.40	Iosif Gamskiy	URS	75.78	Uwe Beyer	FRG	74.90
1972	Anatoliy Bondarchuk	URS	75.88	Jochen Sachse	GDR	74.96	Aleksey Spiridonov	URS	74.54
1973	Anatoliy Bondarchuk	URS	75.20	Aleksey Spiridonov	URS	74.08	Valentin Dmitriyenko	URS	74.00
1974	Aleksey Spiridonov	URS	76.66	Reinhard Theimer	GDR	76.60	Valentin Dmitriyenko	URS	75.52
1975	Walter Schmidt	FRG	79.30	Karl-Hans Riehm	FRG	78.50	Dzhumber Phakadze	URS	77.64
1976	Yuriy Sedykh	URS	78.86	Aleksey Spiridonov	URS	78.62	Karl-Hans Riehm	FRG	78.52
1977	Karl-Hans Riehm	FRG	77.60				Yuriy Sedykh	URS	76.60
	Vladimir Lesovoy	URS	77.60						
1978	Karl-Hans Riehm	FRG	80.32	Boris Zaychuk	URS	80.14	Yuriy Sedykh	URS	79.76
1979	Sergey Litvinov	URS	79.82	Manfred Hüning	FRG	79.16	Karl-Hans Riehm	FRG	78.66
1980	Yuriy Sedykh	URS	81.80	Sergey Litvinov	URS	81.66	Karl-Hans Riehm	FRG	80.80
1981	Klaus Ploghaus	FRG	80.56	Yuriy Sedykh	URS	80.18	Sergey Litvinov	URS	79.60
1982	Sergey Litvinov	URS	83.98	Igor Nikulin	URS	83.54	Yuriy Sedykh	URS	81.66
1983	Sergey Litvinov	URS	84.14	Igor Nikulin	URS	82.92	Yuriy Tarasyuk	URS	81.18
1984	Yuriy Sedykh	URS	86.34	Sergey Litvinov	URS	85.20	Jüri Tamm	URS	84.40
1985	Jüri Tamm	URS	84.08	Yuriy Sedykh	URS	82.70	Günter Rodehau	GDR	82.64
1986	Yuriy Sedykh	URS	86.74	Sergey Litvinov	URS	86.04	Igor Nikulin	URS	82.34
1987	Sergey Litvinov	URS	83.48	Igor Astapkovich	URS	82.96	Vyacheslav Korovin	URS	82.24
1988	Yuriy Sedykh	URS	85.14	Sergey Litvinov	URS	84.80	Jüri Tamm	URS	84.16
1989	Heinz Weis	FRG	82.84	Igor Astapkovich	URS	82.52	Vasilij Sidorenko	URS	82.30
1990	Igor Nikulin	URS	84.48	Igor Astapkovich	URS	84.14	Andrey Abduvaliyev	URS	83.46
1991	Igor Astapkovich	URS	84.26	Andrey Abduvaliyev	URS	82.80	Yuriy Sedykh	URS	82.62

YEAR	FIRST		SECOND		THIRD				
1992	Igor Astapkovich	EUN	84.62	Igor Nikulin	EUN	83.44	Vasiliy Sidorenko Andrey Abduvaliyev	EUN EUN	82.54 82.54
1993	Andrey Abduvaliyev	TJK	82.78	Sergey Kirmasov	RUS	82.54	Igor Astapkovich	BLR	82.28
1994	Andrey Abduvaliyev	TJK	83.36	Igor Astapkovich	BLR	83.14	Lance Deal	USA	82.50
1995	Andrey Abduvaliyev	TJK	83.10	Igor Astapkovich	BLR	82.60	Balázs Kiss	HUN	82.56
1996	Lance Deal	USA	82.52	Balázs Kiss	HUN	81.76	Igor Astapkovich	BLR	81.76
1997	Heinz Weis	GER	83.04	Balázs Kiss	HUN	82.90	Andrey Abduvaliyev	UZB	82.66
1998	Tibor Gécsek	HUN	83.68	Igor Astapkovich	BLR	83.62	Balázs Kiss	HUN	83.00
1999	Karsten Kobs	GER	82.78	Tibor Gécsek	HUN	82.57	Adrián Annus	HUN	81.73
2000	Igor Astapkovich	BLR	82.58	Gilles Dupray	FRA	82.38	Ilya Konovalov	RUS	81.93
2001	Koji Murofushi	JPN	83.47	Adrián Annus	HUN	83.39	Szymon Ziółkowski	POL	83.38
2002	Aleksey Zagorniy	RUS	83.43	Koji Murofushi	JPN	83.33	Adrián Annus	HUN	82.97
2003	Koji Murofushi	JPN	84.86	Ivan Tikhon	BLR	84.32	Adrián Annus	HUN	84.19
2004	Ivan Tikhon	BLR	84.46	Adrián Annus	HUN	83.65	Olli-Pekka Karjalainen	FIN	83.30
2005	Vadim Devyatovski	BLR	84.90	Eşref Apak	TUR	81.45	Andrey Skvaruk	RUS	81.00
2006	Vadim Devyatovski	BLR	82.95	Krisztián Pars	HUN	82.45	Szymon Ziółkowski	POL	82.31
2007	Ivan Tikhon	BLR	83.63	Vadim Devyatovski	BLR	82.94	Koji Murofushi	JPN	82.62
2008	Ivan Tikhon	BLR	84.51	Primoz Kozmus	SLO	82.02	Krisztián Pars	HUN	81.96
2009	Primoz Kozmus	SLO	82.58	Krisztián Pars	HUN	81.43	Yuriy Shayunov	BLR	80.72
2010	Koji Murofushi	JPN	80.99	Libor Charfreitag	SVK	80.59	Pavel Krivitskiy	BLR	80.44
2011	Krisztián Pars	HUN	81.89	Aleksey Zagorniy	RUS	81.73	Koji Murofushi	JPN	81.24
2012	Ivan Tikhon	BLR	82.81	Krisztián Pars	HUN	82.28	Paweł Fajdek	POL	81.39
2013	Krisztián Pars	HUN	82.40	Paweł Fajdek	POL	82.27	Sergey Litvinov	RUS	80.89
2014	Paweł Fajdek	POL	83.48	Krisztián Pars	HUN	82.69	Mostafa Al-Gamal	EGY	81.27

Javelin Throw (r = rough-tailed implement, now ruled illegal)

1963	Pauli Nevala	FIN	86.33	Vladimír Kuznyetsov	URS	85.11	Terje Pedersen	NOR	83.90
1964	Terje Pedersen	NOR	91.72	Janusz Sidlo	POL	85.09	Władysław Nikiciuk	POL	84.89
1965	Jorma Kinnunen	FIN	88.14	Jānis Lūsis	URS	86.56	Janusz Sidlo	POL	85.50
1966	John Tushaus	USA	86.58	Jānis Lūsis	URS	85.70	Gergely Kulcsár	HUN	85.38
1967	Jānis Lūsis	URS	90.98	Miklós Németh	HUN	87.62	Gergely Kulcsár	HUN	85.74
1968	Jānis Lūsis	URS	91.98	Jorma Kinnunen	FIN	88.58	Ake Nilsson	SWE	87.76
1969	Jorma Kinnunen	FIN	92.70	Jānis Lūsis	URS	91.52	Pauli Nevala	FIN	91.40
1970	Pauli Nevala	FIN	92.64	Mark Murro	USA	91.44	Manfred Stolle	GDR	90.68
1971	Jānis Lūsis	URS	90.68	Janis Donins	URS	89.33	Hannu Siitonen	FIN	88.42
1972	Jānis Lūsis	URS	93.80	Klaus Wolferrmann	FRG	90.48	Hannu Siitonen	FIN	88.58
1973	Klaus Wolferrmann	FRG	94.08	Hannu Siitonen	FIN	93.90	Jānis Lūsis	URS	91.32
1974	Hannu Siitonen	FIN	89.58	Klaus Wolferrmann	FRG	88.26	Miklós Németh	HUN	87.44
1975	Miklós Németh	HUN	91.38	Hannu Siitonen	FIN	90.22	Ferenc Paragi	HUN	89.92
1976	Miklós Németh	HUN	94.58	Seppo Hovinen	FIN	93.54	Jorma Jaakola	FIN	90.86
1977	Miklós Németh	HUN	94.10	Ferenc Paragi	HUN	91.92	Hannu Siitonen	FIN	89.48
1978	Michael Wessing	FRG	94.22	Wolfgang Hanisch	GDR	91.14	Nikolay Grebnev	URS	89.82
1979	Pentti Sinersaari	FIN	93.84	Antero Puranen	FIN	92.74	Helmut Schreiber	FRG	92.72
1980	Ferenc Paragi	HUN	96.72	Helmut Schreiber	FRG	92.62	Dainis Kūla	URS	92.06
1981	Detlef Michel	GDR	92.48	Pentti Sinersaari	FIN	91.98	Arto Härkönen	FIN	91.04
1982	Bob Roggy	USA	95.80	Detlef Michel	GDR	94.52	Uwe Hohn	GDR	91.34
1983	Tom Petranoff	USA	99.72	Detlef Michel	GDR	96.72	Heino Puuste	URS	94.20
1984	Uwe Hohn	GDR	104.80	Detlef Michel	GDR	93.68	Duncan Atwood	USA	93.44
1985	Uwe Hohn	GDR	96.96	Brian Crouser	USA	95.10	Duncan Atwood	USA	94.06
1986	Klaus Tafelmeier	FRG	85.74	Tom Petranoff	USA	85.38	Viktor Yevsyukov	URS	83.68
1987	Jan Železný	TCH	87.66	Klaus Tafelmeier	FRG	86.64	Mick Hill	GBR	85.24
1988	Jan Železný	TCH	86.88	Tapio Korjus	FIN	86.50	Klaus Tafelmeier	FRG	85.96
1989	Kazuhiro Mizoguchi	JPN	87.60	Steve Backley	GBR	85.90	Tom Petranoff	USA	85.34
1990	Steve Backley	GBR	90.98r	Jan Železný	TCH	89.66r	Patrik Bodén	SWE	89.10
1991	Seppo Rätý	FIN	96.96r	Steve Backley	GBR	91.36r	Raymond Hecht	GER	90.84r
1992	Steve Backley	GBR	91.46	Seppo Rätý	FIN	90.60	Jan Železný	TCH	90.18
1993	Jan Železný	CZE	95.66	Raymond Hecht	GER	88.90	Patrik Bodén	SWE	88.26
1994	Jan Železný	CZE	91.82	Raymond Hecht	GER	90.06	Andrey Moruyev	RUS	87.34
1995	Raymond Hecht	GER	92.60	Jan Železný	CZE	92.28	Steve Backley	GBR	88.54
1996	Jan Železný	CZE	98.48	Raymond Hecht	GER	92.28	Sergey Makarov	RUS	88.86
1997	Jan Železný	CZE	94.02	Boris Henry	GER	90.44	Kostas Gatsioudis	GRE	89.22
1998	Aki Parviainen	FIN	90.88	Steve Backley	GBR	89.89	Boris Henry	GER	89.21
1999	Aki Parviainen	FIN	93.09	Sergey Makarov	RUS	89.93	Kostas Gatsioudis	GRE	89.84
2000	Kostas Gatsioudis	GRE	91.69	Aki Parviainen	FIN	90.97	Jan Železný	CZE	90.59
2001	Jan Železný	CZE	92.80	Aki Parviainen	FIN	92.41	Kostas Gatsioudis	GRE	91.27
2002	Sergey Makarov	RUS	92.61	Kostas Gatsioudis	GRE	91.23	Steve Backley	GBR	88.54
2003	Sergey Makarov	RUS	90.11	Jan Železný	CZE	89.06	Aleksandr Ivanov	RUS	88.90
2004	Aleksandr Ivanov	RUS	87.73	Breaux Greer	USA	87.68	Andrus Värnik	EST	87.58

YEAR	FIRST		SECOND		THIRD				
2005	Tero Pitkämäki	FIN	91.53	Sergey Makarov	RUS	90.33	Andreas Thorkildsen	NOR	89.60
2006	Andreas Thorkildsen	NOR	91.59	Tero Pitkämäki	FIN	91.11	Vadims Vasiļevskis	LAT	90.43
2007	Breaux Greer	USA	91.29	Tero Pitkämäki	FIN	91.23	Vadims Vasiļevskis	LAT	90.73
2008	Andreas Thorkildsen	NOR	90.57	Jarrold Bannister	AUS	89.02	Tero Pitkämäki	FIN	87.70
2009	Andreas Thorkildsen	NOR	91.28	Vadims Vasiļevskis	LAT	90.71	Tero Pitkämäki	FIN	87.79
2010	Andreas Thorkildsen	NOR	90.37	Petr Frydrych	CZE	88.23	Matthias de Zordo	GER	87.81
2011	Andreas Thorkildsen	NOR	90.61	Matthias de Zordo	GER	88.36	Vadims Vasiļevskis	LAT	88.22
2012	Vítězslav Veselý	CZE	88.34	Antti Ruuskanen	FIN	87.79	Tero Pitkämäki	FIN	86.98
2013	Tero Pitkämäki	FIN	89.03	Dmitriy Tarabin	RUS	88.34	Vítězslav Veselý	CZE	87.68
2014	Ihab Abdelrahman	EGY	89.21	Zhao Qinggang	CHN	89.15	Antti Ruuskanen	FIN	88.01

Decathlon (Points tables changed in 1964 and 1985)

1963	Yang Chuan-Kwang	TPE	9121	Willi Holdorf	GER	8085	Paul Herman	USA	8061
1964	Manfred Bock	GER	7950	Willi Holdorf	GER	7887	Horst Beyer	GER	7854
1965	Mikhail Storozhenko	URS	7883	Kurt Bendlin	FRG	7848	Bill Toomey	USA	7764
1966	Bill Toomey	USA	8234	Russ Hodge	USA	8230	Werner von Moltke	FRG	7961
1967	Kurt Bendlin	FRG	8319	Bill Toomey	USA	8044	Hans-Joachim Walde	FRG	7992
1968	Bill Toomey	USA	8222	Hans-Joachim Walde	FRG	8111	Kurt Bendlin	FRG	8086
1969	Bill Toomey	USA	8417	Joachim Kirst	GDR	8279	Kurt Bendlin	FRG	8055
1970	Rüdiger Demmig	GDR	8130	Joachim Kirst	GDR	8121	Jeff Bennett	USA	8072
1971	Kurt Bendlin	FRG	8244	Boris Ivanov	URS	8237	Joachim Kirst	GDR	8206
1972	Nikolay Avilov	URS	8454	Ryszard Skowronek	POL	8146	Jeff Bannister	USA	8120
1973	Ryszard Skowronek	POL	8206	Lennart Hedmark	SWE	8188	Yves Le Roy	FRA	8140
1974	Bruce Jenner	USA	8308	Yves Le Roy	FRA	8229	Ryszard Skowronek	POL	8207
1975	Bruce Jenner	USA	8524	Fred Dixon	USA	8277	Nikolay Avilov	URS	8229
1976	Bruce Jenner	USA	8618	Aleksandr Grebenyuk	URS	8468	Guido Kratschmer	FRG	8411
1977	Aleksandr Grebenyuk	URS	8478	Fred Dixon	USA	8390	Daley Thompson	GBR	8190
1978	Guido Kratschmer	FRG	8498	Daley Thompson	GBR	8467	Aleksandr Grebenyuk	URS	8340
1979	Guido Kratschmer	FRG	8484	Siegfried Stark	GDR	8287	Bobby Coffman	USA	8274
1980	Guido Kratschmer	FRG	8649	Daley Thompson	GBR	8622	Siegfried Stark	GDR	8480
1981	Rainer Pottel	GDR	8311	Yuriy Kutsenko	URS	8302	Tito Steiner	ARG	8279
1982	Daley Thompson	GBR	8743	Jürgen Hingsen	FRG	8723	Konstantin Akhapkin	URS	8458
1983	Jürgen Hingsen	FRG	8779	Siegfried Wentz	FRG	8718	Daley Thompson	GBR	8666
1984	Jürgen Hingsen	FRG	8798	Uwe Freimuth	GDR	8504	Uwe Freimuth	GDR	8704
1985	Uwe Freimuth	GDR	8559	Jürgen Hingsen	FRG	8730	Siegfried Wentz	FRG	8676
1986	Daley Thompson	GBR	8811	Siegfried Wentz	FRG	8645	Pavel Tarnovetskiy	URS	8375
1987	Uwe Freimuth	GDR	8680	Valter Külvet	URS	8506	Christian Schenk	GDR	8488
1988	Christian Plaziat	FRA	8512	Christian Plaziat	FRA	8485	Christian Schenk	GDR	8351
1989	Dave Johnson	USA	8549	Mike Smith	CAN	8525	Christian Schenk	GDR	8481
1990	Christian Plaziat	FRA	8574	Mike Smith	CAN	8549	Christian Plaziat	FRA	8518
1991	Dan O'Brien	USA	8812	Dave Johnson	USA	8705	Robert Zmálik	TCH	8627
1992	Dan O'Brien	USA	8891	Eduard Hämäläinen	BLR	8724	Paul Meier	GER	8548
1993	Dan O'Brien	USA	8817	Dan O'Brien	USA	8715	Steve Fritz	USA	8548
1994	Eduard Hämäläinen	BLR	8735	Erki Nool	EST	8575	Eduard Hämäläinen	BLR	8489
1995	Dan O'Brien	USA	8695	Frank Busemann	GER	8706	Tomáš Dvořák	CZE	8664
1996	Dan O'Brien	USA	8824	Eduard Hämäläinen	FIN	8730	Frank Busemann	GER	8652
1997	Tomáš Dvořák	CZE	8837	Chris Huffins	USA	8694	Erki Nool	EST	8672
1998	Dan O'Brien	USA	8755	Erki Nool	EST	8664	Dean Macey	GBR	8556
1999	Tomáš Dvořák	CZE	8994	Roman Šebrle	CZE	8757	Erki Nool	EST	8742
2000	Tomáš Dvořák	CZE	8900	Tomáš Dvořák	CZE	8902	Erki Nool	EST	8815
2001	Roman Šebrle	CZE	9026	Tom Pappas	USA	8583	Aleksandr Yurkov	UKR	8509
2002	Roman Šebrle	CZE	8800	Tom Pappas	USA	8784	Bryan Clay	USA	8482
2003	Roman Šebrle	CZE	8807	Bryan Clay	USA	8820	Tom Pappas	USA	8732
2004	Roman Šebrle	CZE	8893	Bryan Clay	USA	8534	Kristjan Rahnu	EST	8526
2005	Bryan Clay	USA	8732	Roman Šebrle	CZE	8526	Trey Hardee	USA	8465
2006	Bryan Clay	USA	8677	Maurice Smith	JAM	8644	Andrey Kravchenko	BLR	8617
2007	Roman Šebrle	CZE	8697	Andrey Kravchenko	BLR	8585	Trey Hardee	USA	8534
2008	Bryan Clay	USA	8832	Leonel Suárez	CUB	8654	Tom Pappas	USA	8569
2009	Trey Hardee	USA	8790	Ashton Eaton	USA	8457	Roman Barras	FRA	8453
2010	Bryan Clay	USA	8483	Trey Hardee	USA	8689	Leonel Suárez	CUB	8501
2011	Ashton Eaton	USA	8729	Trey Hardee	USA	8671	Pascal Behrenbruch	GER	8558
2012	Ashton Eaton	USA	9039	Michael Schrader	GER	8670	Pascal Behrenbruch	GER	8514
2013	Ashton Eaton	USA	8809	Trey Hardee	USA	8599	Kevin Mayer	FRA	8521
2014	Andrey Kravchenko	BLR	8616						

YEAR	FIRST		SECOND		THIRD		
20 Kilometres Walk (t = track)							
1963	Vladimir Senin	URS	1:28:04	Gennadiy Solodov	URS	1:28:24	Abdon Pamich
1964	Hans-Georg Reimann	GDR	1:27:47	Abdon Pamich	ITA	1:28:06	Gerhard Adolph
1965	Hans-Joachim Pathus	GDR	1:27:22	Hans-Georg Reimann	GDR	1:27:33	Dieter Lindner
1966	Hans-Joachim Pathus	GDR	1:28:02	Gennadiy Solodov	URS	1:28:30	
	Dieter Lindner	GDR	1:28:02				
1967	Sergey Bondarenko	URS	1:27:36	Bashan Singh	IND	1:27:58	Alexander Bilek
1968	Gennadiy Agapov	URS	1:25:22	Vladimir Golubnichiy	URS	1:25:26	Boris Khrolovich
1969	Osvalds Dalke	URS	1:26:15	Gennadiy Agapov	URS	1:26:45.8t	Yevgeniy Lyungin
1970	Peter Frenkel	GDR	1:25:50.0t	Hans-Georg Reimann	GDR	1:26:07.8t	Gerhard Sperling
1971	Yevgeniy Ivchenko	URS	1:25:52.0t	Viktor Demyanov	URS	1:26:10.6t	Antal Kiss
1972	Paul Nihill	GBR	1:24:50	Gennadiy Agapov	URS	1:25:19	Hans-Georg Reimann
1973	Karl-Heinz Stadtmüller	GDR	1:25:21	Siegfried Zschiegner	GDR	1:26:24	Hans-Georg Reimann
1974	Bernhard Kannenberg	FRG	1:24:45.0t	Karl-Heinz Stadtmüller	GDR	1:25:13	Peter Frenkel
1975	Daniel Bautista	MEX	1:26:03	Domingo Colin	MEX	1:26:11	Karl-Heinz Stadtmüller
1976	Daniel Bautista	MEX	1:23:40	Viktor Semyonov	URS	1:23:53	Vladimir Golubnichiy
1977	Daniel Bautista	MEX	1:23:31.9t	Domingo Colin	MEX	1:23:46.0t	Raul Gonzalez
1978	Roland Wieser	GDR	1:23:12	Pyotr Myslivzev	URS	1:23:26.2t	Anatoliy Solomin
1979	Daniel Bautista	MEX	1:20:06.8t	Domingo Colin	MEX	1:20:58.6t	Reima Salonen
1980	Domingo Colin	MEX	1:19:35	Yevgeniy Yevsyukov	URS	1:19:53	Ernesto Canto
1981	Dave Smith	AUS	1:21:39	Ralf Kowalsky	GDR	1:21:40	Jozef Pribilinec
1982	Willi Sawall	AUS	1:21:36	Maurizio Damilano	ITA	1:22:06	Jozef Pribilinec
1983	Jozef Pribilinec	TCH	1:19:30	Ernesto Canto	MEX	1:19:41	Anatoliy Solomin
1984	Ernesto Canto	MEX	1:18:40.0t	Ronald Weigel	GDR	1:19:56	Maurizio Damilano
1985	Dave Smith	AUS	1:19:52	Jozef Pribilinec	TCH	1:20:40	Viktor Mostovik
1986	Reima Salonen	FIN	1:19:52	Ralf Kowalsky	GDR	1:20:31	Ronald Weigel
1987	Axel Noack	GDR	1:19:12	Dave Smith	AUS	1:19:22	Carlos Meценario
1988	Mikhail Shchennikov	URS	1:19:08	Yevgeniy Misyulya	URS	1:19:16	Aleksey Pershin
1989	Yevgeniy Misyulya	URS	1:18:54	Valdas Kazlauskas	URS	1:19:29	Vladimir Andreyev
1990	Pavol Blazek	TCH	1:18:13	Andrey Perlov	URS	1:18:20	Aleksandr Pershin
1991	Aleksandr Pershin	URS	1:18:58	Frants Kostyukevich	URS	1:19:05	Yevgeniy Misyulya
1992	Stefan Johansson	SWE	1:18:35.2t	Maurizio Damilano	ITA	1:18:54	Yevgeniy Misyulya
1993	Bernardo Segura	MEX	1:19:39	Dmitriy Dolnikov	RUS	1:19:41	Daniel Garcia
1994	Bernardo Segura	MEX	1:17:25.6t	Bu Lingtang	CHN	1:18:04	Mikhail Shchennikov
1995	Vladimir Andreyev	RUS	1:18:32	Ruslan Shafikov	RUS	1:18:37	
				Mikhail Shchennikov	RUS	1:18:37	
1996	Yevgeniy Misyulya	BLR	1:18:18	Mikhail Shchennikov	RUS	1:18:36	Igor Kollár
1997	Jefferson Pérez	ECU	1:18:24	Daniel Garcia	MEX	1:18:27	Ilya Markov
1998	Vladimir Andreyev	RUS	1:18:40	Mikhail Khmelnitskiy	BLR	1:18:48	
				Rishat Shafikov	RUS	1:18:48	
1999	Julio Martínez	GUA	1:17:46	Alejandro López	MEX	1:17:56	Robert Korzeniowski
2000	Roman Rasskazov	RUS	1:17:46	Mikhail Khmelnitskiy	BLR	1:18:14	Vladimir Andreyev
2001	Dmitriy Yesipchuk	RUS	1:18:05	Viktor Burayev	RUS	1:18:06	Artur Meleshkevich
2002	Francisco Fernández	ESP	1:17:22	Andrey Stadnichuk	RUS	1:19:02	Jefferson Pérez
2003	Jefferson Pérez	ECU	1:17:21	Francisco Fernández	ESP	1:18:00	Roman Rasskazov
2004	Vladimir Stankin	RUS	1:17:23	Vladimir Parvatkin	RUS	1:18:17	Roman Rasskazov
2005	Nathan Deakes	AUS	1:17:33	Zhu Hongjun	CHN	1:17:41	Francisco Fernández
2006	Li Gaobo	CHN	1:18:17	Ilya Markov	RUS	1:18:18	Francisco Fernández
2007	Vladimir Kanaykin	RUS	1:17:16	Francisco Fernández	ESP	1:18:50	Valeriy Borchin
							Ilya Markov
2008	Sergey Morozov	RUS	1:16:43	Valeriy Borchin	RUS	1:17:55	Francisco Fernández
2009	Valeriy Borchin	RUS	1:17:38	Wang Hao	CHN	1:18:13	Pyotr Trofimov
2010	Alex Schwazer	ITA	1:18:24	Jared Tallent	AUS	1:19:15	Kim Hyun-sub
2011	Wang Zhen	CHN	1:18:30	Chu Yafei	CHN	1:18:38	Chen Ding
2012	Alex Schwazer	ITA	1:17:30	Wang Zhen	CHN	1:17:36	Chen Ding
2013	Pyotr Trofimov	RUS	1:18:28	Yusuke Suzuki	JPN	1:18:34	Li Jianbo
2014	Yusuke Suzuki	JPN	1:18:17	Ruslan Dmytrenko	UKR	1:18:37	Eiki Takahashi
50 Kilometres Walk (t = track)							
1963	Christoph Höhne	GDR	4:10:47	Anatoliy Vedyakov	URS	4:10:49	Aleksandr Shcherbina
1964	Grigoriy Klimov	URS	4:09:56.4t	Abdon Pamich	ITA	4:11:13	Paul Nihill
1965	Gennadiy Agapov	URS	3:55:36	Aleksandr Shcherbina	URS	3:57:28	Grigoriy Klimov
1966	Gennadiy Agapov	URS	4:06:22	Zigurd Irbe	URS	4:12:54	Anatoliy Prigodskiy
1967	Christoph Höhne	GDR	4:02:44	Gennadiy Agapov	URS	4:05:26	Igor Dalla-Rossa
1968	Bernhard Nermerich	FRG	4:04:09	Sergey Grigoryev	URS	4:04:40	Christoph Höhne
1969	Peter Selzer	GDR	4:02:47	Christoph Höhne	GDR	4:05:19	Burkhard Leuschke
1970	Osvalds Dalke	URS	4:04:35	Christoph Höhne	GDR	4:04:36	Yuriy Milko
1971	Veniamin Soldatenko	URS	3:59:18	Peter Selzer	GDR	3:59:21	Christoph Höhne
1972	Bernhard Kannenberg	FRG	3:52:45	Christoph Höhne	GDR	3:57:45	Veniamin Soldatenko

YEAR	FIRST		SECOND		THIRD			
1973	Bernhard Kannenberg	FRG	3:56:51	Otto Bartsch	URS	3:57:11	Christoph Höhne	GDR 3:57:26
1974	Christoph Höhne	GDR	3:52:53	Yevgeniy Lyungin	URS	3:58:16	Peter Selzer	GDR 3:59:57
1975	Veniamin Soldatenko	URS	3:56:40	Bernhard Kannenberg	FRG	3:56:52	Yevgeniy Lyungin	URS 3:57:40
1976	Veniamin Soldatenko	URS	3:54:40	Enrique Vera	MEX	3:58:14	Reima Salonen	FIN 3:58:53
1977	Enrique Vera	MEX	3:56:39	Pedro Aroche	MEX	3:58:05	Veniamin Soldatenko	URS 3:59:37
1978	Raul Gonzalez	MEX	3:41:20	Reima Salonen	FIN	3:51:39	Veniamin Soldatenko	URS 3:53:24
1979	Raul Gonzalez	MEX	3:41:39.0t	Miguel Bermudez	MEX	3:43:36	Enrique Vera	MEX 3:43:59
1980	José Marin	ESP	3:43:35	Raul Gonzalez	MEX	3:43:42.4t	Jorge Llopert	ESP 3:45:55
1981	Uwe Dünkel	GDR	3:45:51	Hartwig Gauder	GDR	3:46:57	Raul Gonzalez	MEX 3:47:16.0t
1982	Ronald Weigel	GDR	3:44:20	Raul Gonzalez	MEX	3:45:23	Viktor Dorovskikh	URS 3:46:54
1983	José Marin	ESP	3:40:46	Ronald Weigel	GDR	3:41:31	Hartwig Gauder	GDR 3:43:23
1984	Ronald Weigel	GDR	3:38:31	Hartwig Gauder	GDR	3:41:24	Andrey Perlov	URS 3:43:06
1985	Andrey Perlov	URS	3:39:47	Veniamin Nikolayev	URS	3:41:51	Yevgeniy Yevsyukov	URS 3:42:04
1986	Ronald Weigel	GDR	3:38:17	Hartwig Gauder	GDR	3:40:55	Vyacheslav Ivanenko	URS 3:41:54
1987	Andrey Perlov	URS	3:40:07	Hartwig Gauder	GDR	3:40:53	Ronald Weigel	GDR 3:41:30
1988	Vyacheslav Ivanenko	URS	3:38:29	Ronald Weigel	GDR	3:38:56	Hartwig Gauder	GDR 3:39:45
1989	Andrey Perlov	URS	3:37:41	Simon Baker	AUS	3:43:13	Vitaliy Matsko	URS 3:43:57
							Vitaliy Popovich	URS 3:43:57
1990	Aleksandr Potashov	URS	3:40:02	Andrey Plotnikov	URS	3:40:07	Stanislav Vezhel	URS 3:42:00
1991	Carlos Mercenario	MEX	3:42:03	Vitaliy Popovich	URS	3:44:01	Ronald Weigel	GER 3:45:57
1992	Robert Korzeniowski	POL	3:46:42	Carlos Mercenario	MEX	3:48:05.9t	Jaime Barroso	ESP 3:48:08
1993	Jesús Ángel García	ESP	3:41:41	Valentín Kononen	FIN	3:42:02	Valeriy Spitsyn	RUS 3:42:50
1994	Valentí Massana	ESP	3:38:43	Valeriy Spitsyn	RUS	3:41:07	Jesús Ángel García	ESP 3:41:28
1995	Zhao Yongsheng	CHN	3:41:20	Jesús Ángel García	ESP	3:41:54	Valentí Massana	ESP 3:42:13
1996	Thierry Toutain	FRA	3:40:57.9t	Andrey Plotnikov	RUS	3:40:58	Nikolay Matyukhin	RUS 3:42:30
1997	Jesús Ángel García	ESP	3:39:54	Oleg Ishutkin	RUS	3:40:12	Valentín Kononen	FIN 3:41:09
1998	Andrey Plotnikov	RUS	3:41:14	Tomasz Lipiec	POL	3:42:57	Miguel Rodríguez	MEX 3:43:15
1999	Sergey Korepanov	KAZ	3:39:22	Tomasz Lipiec	POL	3:40:08	Nikolay Matyukhin	RUS 3:40:13
2000	Valeriy Spitsyn	RUS	3:37:26	Vladimir Potemin	RUS	3:39:21	Valentín Kononen	FIN 3:39:34
2001	Robert Korzeniowski	POL	3:42:08	Jesús Ángel García	ESP	3:43:07	Nathan Deakes	AUS 3:43:43
2002	Robert Korzeniowski	POL	3:36:39	Aleksey Voyevodin	RUS	3:40:16	Yuriy Andronov	RUS 3:42:06
2003	Robert Korzeniowski	POL	3:36:03	German Skurygin	RUS	3:36:42	Andreas Erm	GER 3:37:46
2004	Denis Nizhegorodov	RUS	3:35:29	Robert Korzeniowski	POL	3:38:46	Han Yucheng	CHN 3:39:10
2005	Yu Chaohong	CHN	3:36:06	Zhao Chengliang	CHN	3:36:13	Han Yucheng	CHN 3:36:20
2006	Nathan Deakes	AUS	3:35:47	Denis Nizhegorodov	RUS	3:38:02	Zhao Jianguo	CHN 4:41:10
2007	Alex Schwazer	ITA	3:36:04	Denis Nizhegorodov	RUS	3:40:53	Vladimir Kanaykin	RUS 3:40:57
2008	Denis Nizhegorodov	RUS	3:34:14	Alex Schwazer	ITA	3:37:04	Igor Yerokhin	RUS 3:38:08
2009	Sergey Kiriyapkin	RUS	3:38:35	Yohann Diniz	FRA	3:38:45	Jared Tallent	AUS 3:38:56
2010	Yohann Diniz	FRA	3:40:37	Grzegorz Sudół	POL	3:42:24	Sergey Bakulin	RUS 3:43:26
2011	Yohann Diniz	FRA	3:35:27.2t	Sergey Bakulin	RUS	3:38:46	Si Tianfeng	CHN 3:38:48
2012	Sergey Kiriyapkin	RUS	3:35:59	Jared Tallent	AUS	3:36:53	Si Tianfeng	CHN 3:37:16
2013	Robert Heffernan	IRL	3:37:56	Mikhail Ryzhov	RUS	3:38:58	Jared Tallent	AUS 3:40:03
2014	Yohann Diniz	FRA	3:32:33	Matej Tóth	SVK	3:36:21	Ivan Noskov	RUS 3:37:41

4 x 100 Metres Relay (Single nation teams only)

1963	United States	39.6				
	France	39.6				
	Germany	39.6				
1964	United States	39.06	France	39.25	Poland	39.36
1965	Poland	39.2			France	39.3
	USSR	39.2 (39.40)				
1966	United States	39.1	France	39.2	Poland	39.6
					Ghana	39.6
1967	United States	39.05	France	39.09	Cuba	39.26
1968	United States	38.24	Jamaica	38.39	Cuba	38.40
1969	United States	38.6	France	38.89	Cuba	39.2
					FR of Germany	39.2
1970	France	39.0	United States	39.1	USSR	39.2
					Poland	39.2
					Cuba	39.2
1971	United States	39.0	Jamaica	39.1	Czechoslovakia	39.32
1972	United States	38.19	USSR	38.50	FR of Germany	38.79
1973	United States	38.91	German Democratic Republic	38.8	Italy	39.0
1974	France	38.69	Italy	38.88	Four teams	38.99
1975	United States	38.31	Cuba	38.46	Canada	38.86
1976	United States	38.33	German Democratic Republic	38.66	Poland	38.83
1977	United States	38.03	German Democratic Republic	38.57	USSR	38.75
1978	Poland	38.58	German Democratic Republic	38.78	USSR	38.82
1979	United States	38.30	Italy	38.42	Poland	38.47

YEAR	FIRST	SECOND	THIRD
1980	USSR	38.26 Poland	38.33 United States 38.52
1981	Poland	38.66 United States	38.70 USSR 38.76
1982	United States	38.13 German Democratic Republic	38.29 Canada 38.43
1983	United States	37.86 German Democratic Republic	38.30 Italy 38.37
1984	United States	37.83 USSR	38.32 German Democratic Republic 38.46
1985	United States	38.10 USSR	38.28 German Democratic Republic 38.39
1986	United States	37.98 USSR	38.19 German Democratic Republic 38.60
1987	United States	37.90 USSR	38.02 Jamaica 38.41
1988	USSR	38.19 Great Britain & NI	38.28 France 38.40
1989	United States	38.29 Great Britain & NI	38.34 France 38.46
1990	France	37.79 United States	37.93 Great Britain & NI 37.98
1991	United States	37.50 France	37.87 Great Britain & NI 38.09
1992	United States	37.40 Nigeria	37.98 Cuba 38.00
1993	United States	37.40 Great Britain & NI	37.77 Canada 37.83
1994	United States	37.79 Canada	38.39 Great Britain & NI 38.46
1995	Canada	38.16 Australia	38.17 United States 38.25
1996	Canada	37.69 United States	37.96 Brazil 38.41
1997	Canada	37.86 Nigeria	37.94 United States 37.96
1998	United States	37.90 Great Britain & NI	38.09 Canada 38.23
1999	United States	37.59 Great Britain & NI	37.73 Brazil 38.05
2000	United States	37.61 Brazil	37.90 Cuba 38.04
2001	United States	37.88 Brazil	38.23 South Africa 38.47
2002	United States	37.95 Ukraine	38.53 Brazil 38.58
2003	United States	37.77 Brazil	38.26 Italy 38.42
2004	United States	37.92 Great Britain & NI	38.07 Nigeria 38.23
2005	France	38.08 Trinidad & Tobago	38.10 Great Britain & NI 38.27
2006	United States	37.59 Jamaica	38.36 Great Britain & NI 38.45
2007	United States	37.78 Jamaica	37.89 Great Britain & NI 37.90
2008	Jamaica	37.10 United States	37.80 Trinidad & Tobago 38.00
2009	Jamaica	37.31 Trinidad & Tobago	37.62 United States 37.73
2010	United States	37.45 Jamaica	37.76 France 38.11
2011	Jamaica	37.04 United States	37.79 Trinidad & Tobago 37.91
2012	Jamaica	36.84 United States	37.83 ^(sic) Germany 38.02
2013	Jamaica	37.36 United States	37.58 Canada 37.92
2014	Jamaica	37.58 Great Britain & NI	37.93 PR of China 37.99

4 x 400 Metres Relay (Single nation teams only)

1963	United States	3:02.8	Germany	3:03.5	Great Britain & NI	3:06.6
1964	United States	3:00.7	Great Britain & NI	3:01.6	Trinidad	3:01.7
1965	United States	3:03.4	FR of Germany	3:04.8	Poland	3:07.6
1966	United States	2:59.6	Trinidad	3:01.7	Canada	3:03.8
1967	United States	3:01.6	Poland	3:04.2	FR of Germany	3:04.5
1968	United States	2:56.16	Kenya	2:59.64	FR of Germany	3:00.57
1969	United States	3:02.3			USSR	3:03.0
	France	3:02.3				
1970	United States	3:03.3	Kenya	3:03.63	USSR	3:04.2
1971	United States	3:00.69	FR of Germany	3:02.94	Poland	3:03.64
1972	Kenya	2:59.83	Great Britain & NI	3:00.46	France	3:00.65
1973	United States	3:02.80	FR of Germany	3:03.04	Yugoslavia	3:03.48
1974	Great Britain & NI	3:03.33	FR of Germany	3:03.52	Finland	3:03.6
1975	United States	3:00.76	FR of Germany	3:02.08	Cuba	3:02.82
1976	United States	2:58.65	Poland	3:01.43	FR of Germany	3:01.98
1977	United States	3:01.2	FR of Germany	3:01.34	Poland	3:01.52
1978	FR of Germany	3:02.03	United States	3:03.2	Nigeria	3:03.24
1979	United States	3:00.70	FR of Germany	3:01.91	USSR	3:02.14
1980	USSR	3:01.08	German Democratic Republic	3:01.26	United States	3:02.37
1981	United States	2:59.12	Italy	3:01.42	USSR	3:01.69
1982	FR of Germany	3:00.50	Great Britain & NI	3:00.67	United States	3:00.69
1983	United States	2:59.91	USSR	3:00.79	FR of Germany	3:01.83
1984	United States	2:57.91	Great Britain & NI	2:59.13	Nigeria	2:59.32
1985	German Democratic Republic	2:59.86	United States	3:00.04	FR of Germany	3:00.33
1986	Great Britain & NI	2:59.84	FR of Germany	3:00.17	USSR	3:00.47
1987	United States	2:57.29	Great Britain & NI	2:58.86	Cuba	2:59.16
1988	United States	2:56.16	Cuba	2:59.71	Jamaica	3:00.30
1989	United States	3:00.19	Jamaica	3:02.12	Great Britain & NI	3:02.64
1990	Great Britain & NI	2:58.22	United States	2:59.42	Jamaica	3:00.45
1991	Great Britain & NI	2:57.53	United States	2:57.57	Yugoslavia	2:59.95
1992	United States	2:55.74	Cuba	2:59.13	Kenya	2:59.63
1993	United States	2:54.29	Kenya	2:59.82	Germany	2:59.99
1994	Great Britain & NI	2:59.13	United States	2:59.42	France	3:01.11

YEAR	FIRST		SECOND		THIRD	
1995	United States	2:57.32	Jamaica	2:58.29	Germany	3:00.25
1996	United States	2:55.99	Great Britain & NI	2:56.60	Jamaica	2:58.42
1997	Great Britain & NI	2:56.65	Jamaica	2:56.75	Poland	2:59.91
1998	Poland	2:58.00	Jamaica	2:58.33	Great Britain & NI	2:58.68
1999	Jamaica	2:57.97	Brazil	2:58.56	Poland	2:58.91
2000	Nigeria	2:58.68	United States	2:58.71	Jamaica	2:58.78
2001	Bahamas	2:58.19	Jamaica	2:58.39	Poland	2:58.71
2002	Great Britain & NI	3:00.40	Germany	3:00.80	France	3:00.92
2003	United States	2:58.40	France	2:58.96	Jamaica	2:59.60
2004	United States	2:55.91	Australia	3:00.60	Nigeria	3:00.90
2005	United States	2:56.91	Bahamas	2:57.32	Jamaica	2:58.07
2006	United States	2:59.86	Jamaica	3:00.83	Australia	3:00.93
2007	United States	2:55.56	Bahamas	2:59.18	Poland	3:00.05
2008	United States	2:55.39	Bahamas	2:58.03	Russia	2:58.06
2009	United States	2:57.86	Bahamas	3:00.29	Great Britain & NI	3:00.53
2010	United States	2:58.83	Jamaica	3:01.68	Russia	3:01.72
2011	United States	2:58.82	Jamaica	2:59.13	South Africa	2:59.21
2012	Bahamas	2:56.72	United States	2:57.05	Trinidad & Tobago	2:59.40
2013	United States	2:58.71	Jamaica	2:59.88	Russia	2:59.90
2014	United States	2:57.25	Bahamas	2:57.59	Trinidad & Tobago	2:58.34



WORLD ALL-TIME LISTS

Included here are top 30 lists in all World Championship events and top 10s (where there are 10 significant performances) in the remaining events having IAAF World record status according to IAAF rule 261. Those competing with distinction under two or more names are denoted with the symbol "◊" and listed on page 10.

Where possible the country of origin of athletes representing the former Czechoslovakia, USSR or Yugoslavian states is given (Lists as at June 30, 2015)

MARK	WIND	NAME	COUNTRY	BORN	PLACE	VENUE	DATE
100 Metres							
10.49	0.0	Florence	Griffith Joyner	USA	59	1q1 Indianapolis	16 Jul 88
10.61	1.2		Griffith Joyner			1 Indianapolis	17 Jul 88
10.62	1.0		Griffith Joyner			1q3 Seoul	24 Sep 88
10.64	1.2	Carmelita	Jeter	USA	79	1 Shanghai	20 Sep 09
10.65A	1.1	Marion	Jones	USA	75	1 Johannesburg	12 Sep 88
10.67	-0.1		Jeter			1 Thessaloniki	13 Sep 09
10.70	1.6		Griffith Joyner			1s1 Indianapolis	17 Jul 88
10.70	2.0		Jeter			1 Eugene	4 Jun 11
10.70	-0.1		Jones			1 Sevilla	22 Aug 99
10.70	0.6	Shelly-Ann (10/4)	Fraser-Pryce	JAM	86	1 Kingston	29 Jun 12
10.73	2.0	Christine	Arron	FRA	73	1 Budapest	19 Aug 98
10.74	1.3	Merlene	Ottey	JAM	60	1 Milano	7 Sep 96
10.75	0.4	Kerron	Stewart	JAM	84	1 Roma	10 Jul 09
10.76	1.7	Evelyn	Ashford	USA	57	1 Zürich	22 Aug 84
10.76	1.1	Veronica	Campbell-Brown	JAM	82	1 Ostrava	31 May 11
10.77	0.9	Irina (10)	Privalova ◊	RUS	68	1 Lausanne	6 Jul 94
10.77	0.7	Ivet	Lalova	BUL	84	1 Plovdiv	19 Jun 04
10.78A	1.0	Dawn	Sowell	USA	66	1 Provo	3 Jun 89
10.78	1.8	Torri	Edwards	USA	77	1s2 Eugene	28 Jun 08
10.79	0.0		Li Xuemei	CHN	77	1 Shanghai	18 Oct 97
10.79	-0.1	Inger	Miller	USA	72	2 Sevilla	22 Aug 99
10.79	1.1	Blessing	Okagbare	NGR	88	1 London (Olympic Stadium)	27 Jul 13
10.79	1.5	English	Gardner	USA	92	1s1 Eugene	26 Jun 15
10.80	0.8	Tori	Bowie	USA	90	1 Monaco	18 Jul 14
10.81	1.7	Marlies	Göhr ◊	GDR	58	1 Berlin	8 Jun 83
10.81	1.7	Murielle (20)	Ahouré	CIV	87	2 Eugene	30 May 15
10.82	-1.0	Gail	Devers	USA	66	1 Barcelona	1 Aug 92
10.82	0.4	Gwen	Torrence	USA	65	2 Paris (Charlethey)	3 Sep 94
10.82	-0.3	Zhanna	Pintusevich-Block ◊	UKR	72	1 Edmonton	6 Aug 01
10.82	-0.7	Sherone	Simpson	JAM	84	1 Kingston	24 Jun 06
10.83	1.7	Marita	Koch	GDR	57	2 Berlin	8 Jun 83
10.83	0.0	Sheila	Echols	USA	64	1q2 Indianapolis	16 Jul 88
10.83	-1.0	Juliet	Cuthbert	JAM	64	2 Barcelona	1 Aug 92
10.83	0.1	Ekaterini	Thánou	GRE	75	2s1 Sevilla	22 Aug 99
10.83	1.6	Kelly-Ann	Baptiste	TTO	86	1 Port of Spain	22 Jun 13
10.84	1.3	Chioma (30)	Ajunwa	NGR	70	1 Lagos	11 Apr 92
10.84	1.9	Chandra	Sturup	BAH	71	1 Lausanne	5 Jul 05
10.84	1.5	Elaine	Thompson	JAM	92	2rB Eugene	30 May 15
<i>Wind-assisted performances to 10.70 and performers to 10.84</i>							
10.54	3.0		Griffith Joyner			1 Seoul	25 Sep 88
10.60	3.2		Griffith Joyner			1h1 Indianapolis	16 Jul 88
10.68	2.2		Jones			1 Stockholm	1 Aug 00
10.70	2.6		Griffith Joyner			1s2 Seoul	25 Sep 88
10.72	3.2	Tori	Bowie	USA	90	1s2 Eugene	26 Jun 15
10.75	2.2	Blessing	Okagbare	NGR	88	2 Eugene	1 Jun 13
10.76	3.4	Marshevet	Hooker	USA	84	1q1 Eugene	27 Jun 98
10.77	2.3	Gail	Devers	USA	66	1 San José	28 May 94
10.77	2.3	Ekaterini	Thánou	GRE	75	1 Réthimno	28 May 99
10.78	5.0	Gwen	Torrence	USA	65	1q3 Indianapolis	16 Jul 88
10.78	3.3	Muna	Lee	USA	81	2 Eugene	26 Jun 09
10.79	3.3	Marlies	Göhr ◊	GDR	58	1 Cottbus	16 Jul 80
10.80	2.9	Pam	Marshall	USA	60	1 Eugene	20 Jun 86
10.80	2.8	Heike	Drechsler ◊	GDR	64	1 Oslo	5 Jul 86
10.82	2.2	Silke	Möller ◊	GDR	64	1s1 Roma	30 Aug 87
10.84	2.9	Alice	Brown	USA	60	2 Eugene	20 Jun 86

MARK	WIND	NAME	COUNTRY	BORN PLACE	VENUE	DATE
200 Metres						
21.34	1.3	Florence	Griffith Joyner	USA	59 1	Seoul 29 Sep 88
21.56	1.7		Griffith Joyner		1s1	Seoul 29 Sep 88
21.62A	-0.6	Marion	Jones	USA	75 1	Johannesburg 11 Sep 98
21.64	0.8	Merlene	Ottey	JAM	60 1	Bruxelles 13 Sep 91
21.66	-1.0		Ottey		1	Zürich 15 Aug 90
21.69	1.0	Allyson	Felix	USA	85 1	Eugene 30 Jun 12
21.71	0.7	Marita	Koch	GDR	57 1	Karl-Marx-Stadt 10 Jun 79
21.71	0.3		Koch		1	Potsdam 21 Jul 84
21.71	1.2	Heike	Drechsler ◊	GDR	64 1	Jena 29 Jun 86
21.71	-0.8		Drechsler		1	Stuttgart 29 Aug 86
		(10/6)				
21.72	1.3	Grace	Jackson	JAM	61 2	Seoul 29 Sep 88
21.72	-0.1	Gwen	Torrence	USA	65 1s2	Barcelona 5 Aug 92
21.74	0.4	Marlies	Göhr ◊	GDR	58 1	Erfurt 3 Jun 84
21.74	1.2	Silke	Gladisch ◊	GDR	64 1	Roma 3 Sep 87
		(10)				
21.74	0.6	Veronica	Campbell-Brown	JAM	82 1	Beijing 21 Aug 08
21.75	-0.1	Juliet	Cuthbert	JAM	64 2s2	Barcelona 5 Aug 92
21.77	0.6	Inger	Miller	USA	72 1	Sevilla 27 Aug 99
21.81	-0.1	Valerie	Brisco	USA	60 1	Los Angeles 9 Aug 84
21.83	-0.2	Evelyn	Ashford	USA	57 1	Montreal 24 Aug 79
21.85	0.3	Bärbel	Wöckel ◊	GDR	55 2	Potsdam 21 Jul 84
21.87	0.0	Irina	Privalova ◊	RUS	68 2	Monaco 25 Jul 95
21.93	1.3	Pam	Marshall	USA	60 2	Indianapolis 23 Jul 88
21.95	0.3	Katrin	Krabbe	GDR	69 1	Split 30 Aug 90
21.97	1.9	Jarmila	Kratochvílová	CZE	51 1	Bratislava 6 Jun 81
		(20)				
21.99	0.9	Chandra	Cheeseborough	USA	59 2	Indianapolis 19 Jun 83
21.99	1.1	Marie-José	Pérec	FRA	68 1	Lille 2 Jul 93
21.99	1.1	Kerron	Stewart	JAM	84 2	Kingston 29 Jun 08
22.00	1.3	Sherone	Simpson	JAM	84 1	Kingston 25 Jun 06
22.01	-0.5	Anelia	Nuneva ◊	BUL	62 1	Sofia 16 Aug 87
22.01	0.0		Li Xuemei	CHN	77 1	Shanghai 22 Oct 97
22.01	0.6	Muna	Lee	USA	81 4	Beijing 21 Aug 08
22.03	-0.5	Dafne	Schippers	NED	92 1	Zürich 15 Aug 14
22.04A	0.7	Dawn	Sowell	USA	66 1	Provo 2 Jun 89
22.06A	0.7	Evette	de Klerk ◊	RSA	65 1	Pietersburg 8 Apr 89
		(30)				
<i>Wind-assisted</i>						
21.80	3.2	Kimberlyn	Duncan	USA	91 1	Des Moines 23 Jun 13
21.82	3.1	Irina	Privalova ◊	RUS	68 1	Lausanne 6 Jul 94
21.91	2.8	Muna	Lee	USA	81 1	Fort-de-France 10 May 08
22.01	2.9	Michelle-Lee	Ahye	TTO	92 1	San Marcos 25 Apr 15
400 Metres						
47.60		Marita	Koch	GDR	57 1	Canberra 6 Oct 85
47.99		Jarmila	Kratochvílová	CZE	51 1	Helsinki 10 Aug 83
48.16			Koch		1	Athina 8 Sep 82
48.16			Koch		1	Praha 16 Aug 84
48.22			Koch		1	Stuttgart 28 Aug 86
48.25		Marie-José	Pérec	FRA	68 1	Atlanta 29 Jul 96
48.26			Koch		1	Dresden 27 Jul 84
48.27		Olga	Vladykina ◊	UKR	63 2	Canberra 6 Oct 85
48.45			Kratochvílová		1	Praha 23 Jul 83
48.59		Taťána	Kocembová ◊	CZE	62 2	Helsinki 10 Aug 83
		(10/5)				
48.63		Cathy	Freeman	AUS	73 2	Atlanta 29 Jul 96
48.70		Sanya	Richards-Ross	USA	85 1	Athina 18 Sep 06
48.83		Valerie	Brisco	USA	60 1	Los Angeles 6 Aug 84
48.89		Ana	Guevara	MEX	77 1	Paris (Saint-Denis) 27 Aug 03
49.05		Chandra	Cheeseborough	USA	59 2	Los Angeles 6 Aug 84
		(10)				
49.07		Tonique	Williams-Darling	BAH	76 1	Berlin 12 Sep 04
49.10		Falilat	Ogunkoya	NGR	68 3	Atlanta 29 Jul 96
49.11		Olga	Nazarova	RUS	65 1s1	Seoul 25 Sep 88
49.16		Antonina	Krivoshapka	RUS	87 1	Cheboksary 5 Jul 12

MARK	NAME	COUNTRY	BORN	PLACE	VENUE	DATE	
49.19	Mariya	Pinigina ♠	KGZ	58	3	Helsinki	10 Aug 83
49.24	Sabine	Busch	GDR	62	2	Erfurt	2 Jun 84
49.28	Irena	Szewiriska ♠	POL	46	1	Montreal	29 Jul 76
49.28	Pauline	Davis-Thompson	BAH	66	4	Atlanta	29 Jul 96
49.28	Yuliya	Gushchina	RUS	83	2	Cheboksary	5 Jul 12
49.29	Charity	Opapa	NGR	72	1	Roma	14 Jul 98
	(20)						
49.30	Petra	Müller ♠	GDR	65	1	Jena	3 Jun 88
49.30	Lorraine	Fenton ♠	JAM	73	2	Monaco	19 Jul 02
49.32	Shericka	Williams	JAM	85	2	Berlin	18 Aug 09
49.33	Amantle	Montsho	BOT	83	1	Monaco	19 Jul 13
49.35	Anastasiya	Kapachinskaya	RUS	79	1	Cheboksary	22 Jul 11
49.40	Jearl	Miles-Clark	USA	66	1	Indianapolis	14 Jun 97
49.41	Christine	Ohuruogu	GBR	84	1	Moskva	12 Aug 13
49.42	Grit	Breuer	GER	72	2	Tokyo	27 Aug 91
49.43	Kathy	Cook ♠	GBR	60	3	Los Angeles	6 Aug 84
49.43A	Fatima	Yusuf	NGR	71	1	Harare	15 Sep 95
	(30)						
800 Metres							
1:53.28	Jarmila	Kratochvílová	CZE	51	1	München	26 Jul 83
1:53.43	Nadezhda	Olizarenko ♠	UKR	53	1	Moskva	27 Jul 80
1:54.01	Pamela	Jelimo	KEN	89	1	Zürich	29 Aug 88
1:54.44	Ana	Quirot	CUB	63	1	Barcelona	9 Sep 89
1:54.68		Kratochvílová			1	Helsinki	9 Aug 83
1:54.81	Olga	Mineyeva	RUS	52	2	Moskva	27 Jul 80
1:54.82		Quirot			1	Köln	24 Aug 97
1:54.85		Olizarenko			1	Moskva	12 Jun 80
1:54.87		Jelimo			1	Beijing	18 Aug 08
1:54.94	Tatyana	Kazankina	RUS	51	1	Montreal	26 Jul 76
	(10/6)						
1:55.05	Doina	Melinte	ROU	56	1	Bucureşti	1 Aug 82
1:55.19	Maria	Mutola	MOZ	72	1	Zürich	17 Aug 94
1:55.19	Jolanda	Čeplak	SLO	76	1rA	Heusden	20 Jul 02
1:55.26	Sigrun	Wodars ♠	GDR	65	1	Roma	31 Aug 87
	(10)						
1:55.32	Christine	Wachtel	GDR	65	2	Roma	31 Aug 87
1:55.42	Nikolina	Shtereva	BUL	55	2	Montreal	26 Jul 76
1:55.45	Caster	Semenya	RSA	91	1	Berlin	19 Aug 09
1:55.46	Tatyana	Providokhina	RUS	53	3	Moskva	27 Jul 80
1:55.54	Ellen	van Langen	NED	66	1	Barcelona	3 Aug 92
1:55.54		Liu Dong	CHN	73	1	Beijing	9 Sep 93
1:55.56	Lyubov	Gurina	RUS	57	3	Roma	31 Aug 87
1:55.60	Elfi	Zinn	GDR	53	3	Montreal	26 Jul 76
1:55.68	Ella	Kovacs	ROU	64	1	Bucureşti	2 Jun 85
1:55.69	Irina	Podyalovskaya	RUS	59	1	Kiyev	22 Jun 84
	(20)						
1:55.74	Anita	Weiss ♠	GDR	55	4	Montreal	26 Jul 76
1:55.87	Svetlana	Masterkova	RUS	68	1	Moskva	18 Jun 99
1:55.87	Mariya	Savinova	RUS	85	1	Daegu	4 Sep 11
1:55.96	Lyudmila	Veselkova	RUS	50	2	Athina	8 Sep 82
1:55.96	Yekaterina	Podkopayeva ♠	RUS	52	1	Leningrad	27 Jul 83
1:55.99	Liliya	Nurutdinova	RUS	63	2	Barcelona	3 Aug 92
1:56.00	Tatyana	Andrianova	RUS	79	1	Kazan	18 Jul 08
1:56.0	Valentina	Gerasimova	KAZ	48	1	Kiyev	12 Jun 76
1:56.0	Inna	Yevseyeva	UKR	64	1	Kiyev	25 Jun 88
1:56.04	Janeth	Jepkosgei	KEN	83	1	Osaka	28 Aug 07
	(30)						
<i>Indoors</i>							
1:55.85	Stephanie	Graf	AUT	73	2	Wien	3 Mar 02
1000 Metres							
2:28.98	Svetlana	Masterkova	RUS	68	1	Bruxelles	23 Aug 96
2:29.34	Maria	Mutola	MOZ	72	1	Bruxelles	25 Aug 95
2:30.6	Tatyana	Providokhina	RUS	53	1	Podolsk	20 Aug 78
2:30.67	Christine	Wachtel	GDR	65	1	Berlin	17 Aug 90
2:30.85	Martina	Kämpfert ♠	GDR	59	1	Berlin	9 Jul 80

MARK	NAME	COUNTRY	BORN	PLACE	VENUE	DATE	
2:31.50	Natalya	Artyomova	RUS	63	1	Berlin	10 Sep 91
2:31.5	Maricica	Puica	ROU	50	1	Poiana Brasov	1 Jun 86
2:31.51	Sandra	Gasser	SUI	62	1	Jerez de la Frontera	13 Sep 89
2:31.6a	Beate	Liebich	GDR	58	2	Berlin	9 Jul 80
2:31.65	Olga	Dvirna	RUS	53	1	Athina	1 Sep 82
	(10)						
1500 Metres							
3:50.46		Qu Yunxia	CHN	72	1	Beijing	11 Sep 93
3:50.98		Jiang Bo	CHN	77	1	Shanghai	18 Oct 97
3:51.34		Lang Yinglai	CHN	79	2	Shanghai	18 Oct 97
3:51.92		Wang Junxia	CHN	73	2	Beijing	11 Sep 93
3:52.47	Tatyana	Kazankina	RUS	51	1	Zürich	13 Aug 80
3:53.91		Yin Lili	CHN	79	3	Shanghai	18 Oct 97
3:53.96	Paula	Ivan ◊	ROU	63	1	Seoul	1 Oct 88
3:53.97		Lan Lixin	CHN	79	4	Shanghai	18 Oct 97
3:54.23	Olga	Dvirna	RUS	53	1	Kiyev	27 Jul 82
3:54.52		Zhang Ling	CHN	80	5	Shanghai	18 Oct 97
	(10/10)						
3:55.07		Dong Yanmei	CHN	77	6	Shanghai	18 Oct 97
3:55.30	Hassiba	Boulmerka	ALG	68	1	Barcelona	8 Aug 92
3:55.33	Süreyya	Ayhan	TUR	78	1	Bruxelles	5 Sep 03
3:55.68	Yuliya	Chizhenko ◊	RUS	79	1	Paris (Saint-Denis)	8 Jul 06
3:56.14	Zamira	Zaytseva	UZB	53	2	Kiyev	27 Jul 82
3:56.18	Maryam	Jamal	BRN	84	1	Rieti	27 Aug 06
3:56.31		Liu Dong	CHN	73	5h2	Shanghai	17 Oct 97
3:56.43	Yelena	Soboleva	RUS	82	2	Paris (Saint-Denis)	8 Jul 06
3:56.50	Tatyana	Pozdnyakova	RUS	56	3	Kiyev	27 Jul 82
3:56.54	Abeba	Aregawi	ETH	90	1	Roma	31 May 12
	(20)						
3:56.62	Aslı	Çakır Alptekin	TUR	85	1	Paris (Saint-Denis)	6 Jul 12
3:56.63	Nadezhda	Ralldugina	UKR	57	1	Praha	18 Aug 84
3:56.65	Yekaterina	Podkopayeva ◊	RUS	52	1	Rieti	2 Sep 84
3:56.7a	Lyubov	Smolka	UKR	52	2	Moskva	6 Jul 80
3:56.7	Doina	Melinte	ROU	56	1	Bucureşti	12 Jul 86
3:56.77+	Svetlana	Masterkova	RUS	68	1	Zürich	14 Aug 96
3:56.8a	Nadezhda	Olizarenko ◊	UKR	53	3	Moskva	6 Jul 80
3:56.91	Lyudmila	Rogachova	RUS	66	2	Barcelona	8 Aug 92
3:56.91	Tatyana	Tomashova	RUS	75	1	Göteborg	13 Aug 06
3:56.97	Gabriela	Szabo	ROU	75	1	Monaco	8 Aug 98
	(30)						
<i>Indoors</i>							
3:55.17	Genzebe	Dibaba	ETH	91	1	Karlsruhe	1 Feb 14
One Mile							
4:12.56	Svetlana	Masterkova	RUS	68	1	Zürich	14 Aug 96
4:15.61	Paula	Ivan ◊	ROU	63	1	Nice	10 Jul 89
4:15.8	Natalya	Artyomova	RUS	63	1	Leningrad	5 Aug 84
4:16.71	Mary	Slaney ◊	USA	58	1	Zürich	21 Aug 85
4:17.25	Sonia	O'Sullivan	IRL	69	1	Oslo	22 Jul 94
4:17.33	Maricica	Puica	ROU	50	2	Zürich	21 Aug 85
4:17.57	Zola	Budd ◊	GBR	66	3	Zürich	21 Aug 85
4:17.75	Maryam	Jamal	BRN	84	1	Bruxelles	14 Sep 07
4:18.13	Doina	Melinte	ROU	56	1	Oslo	14 Jul 90
4:18.23	Gelete	Burka	ETH	86	1	Rieti	7 Sep 08
<i>Indoors</i>							
4:17.14	Doina	Melinte	ROU	56	1	East Rutherford	9 Feb 90
2000 Metres							
5:25.36	Sonia	O'Sullivan	IRL	69	1	Edinburgh	8 Jul 94
5:26.93	Yvonne	Murray	GBR	64	2	Edinburgh	8 Jul 94
5:27.50	Genzebe	Dibaba	ETH	91	1	Ostrava	17 Jun 14
5:28.69	Maricica	Puica	ROU	50	1	London (Crystal Palace)	11 Jul 86
5:28.72	Tatyana	Kazankina	RUS	51	1	Moskva	4 Aug 84
5:29.43+		Wang Junxia	CHN	73	1h2	Beijing	12 Sep 93
5:29.64	Tatyana	Pozdnyakova	UKR	56	2	Moskva	4 Aug 84

MARK	NAME	COUNTRY	BORN	PLACE	VENUE	DATE	
5:30.19	Zola	Budd ◊	GBR	66	3	London (Crystal Palace)	11 Jul 86
5:30.19	Gelete	Burka	ETH	86	1	Bruxelles	4 Sep 09
5:30.92	Galina (10)	Zakharova	RUS	56	3	Moskva	4 Aug 84
<i>Indoors</i>							
5:30.53	Gabriela	Szabo	ROU	75	1	Sindelfingen	8 Mar 98
3000 Metres							
8:06.11		Wang Junxia	CHN	73	1	Beijing	13 Sep 93
8:12.18		Qu Yunxia	CHN	72	2	Beijing	13 Sep 93
8:16.50		Zhang Linli	CHN	73	3	Beijing	13 Sep 93
8:19.78		Ma Liyan	CHN	68	3h2	Beijing	12 Sep 93
8:20.68	Hellen	Obiri	KEN	89	1	Doha	9 May 14
8:21.14	Mercy	Cherono	KEN	91	2	Doha	9 May 14
8:21.42	Gabriela	Szabo	ROU	75	1	Monaco	19 Jul 02
8:21.64	Sonia	O'Sullivan	IRL	69	1	London (Crystal Palace)	15 Jul 94
8:21.84		Zhang Lirong	CHN	73	5	Beijing	13 Sep 93
8:22.20	Paula (10)	Radcliffe	GBR	73	2	Monaco	19 Jul 02
<i>Indoors</i>							
8:16.60	Genzebe	Dibaba	ETH	91	1	Stockholm	6 Feb 14
5000 Metres							
14:11.15	Tirunesh	Dibaba	ETH	85	1	Oslo	6 Jun 08
14:12.88	Meseret	Defar	ETH	83	1	Stockholm	22 Jul 08
14:14.32	Almaz	Ayana	ETH	91	1	Shanghai	17 May 15
14:16.63		Defar			1	Oslo	15 Jun 07
14:19.76	Genzebe	Dibaba	ETH	91	1	Eugene	30 May 15
14:20.87	Vivian	Cheruiyot	KEN	83	1	Stockholm	29 Jul 11
14:22.51		Cheruiyot			2	Oslo	15 Jun 07
14:23.46		T Dibaba			1	Rieti	7 Sep 08
14:23.68		T Dibaba			1	Paris (Saint-Denis)	6 Jul 13
14:23.75	Liliya (10/6)	Shobukhova	RUS	77	1	Kazan	19 Jul 08
14:24.68	Elvan	Abeylegesse	TUR	82	1	Bergen (Fana)	11 Jun 041
14:28.09		Jiang Bo	CHN	77	1	Shanghai	23 Oct 97
14:28.39	Sentayehu	Ejigu	ETH	85	2	Paris (Saint-Denis)	16 Jul 10
14:29.11	Paula (10)	Radcliffe	GBR	73	1	Bydgoszcz	20 Jun 04
14:29.32	Olga	Yegorova	RUS	72	1	Berlin	31 Aug 011
14:29.32	Berhane	Adere	ETH	73	1	Oslo	27 Jun 031
14:29.82		Dong Yanmei	CHN	77	2	Shanghai	23 Oct 97
14:30.42	Sally	Kipyego	KEN	85	2	Zürich	8 Sep 11
14:30.88	Gete	Wami	ETH	74	1	Heusden	5 Aug 00
14:31.14	Linet	Masai	KEN	89	2	Shanghai	23 May 10
14:31.20	Gelete	Burka	ETH	86	2	Ostrava	27 Jun 071
14:31.48	Gabriela	Szabo	ROU	75	1	Berlin	1 Sep 981
14:31.91	Meselech	Melkamu	ETH	85	3	Shanghai	23 May 10
14:31.91	Sylvia (20)	Kibet	KEN	84	4	Shanghai	23 May 10
14:31.95	Faith	Kipyegon	KEN	94	2	Eugene	30 May 15
14:32.08	Zahra	Ouaziz	MAR	69	2	Berlin	1 Sep 981
14:32.33		Liu Shixiang	CHN	71	3h1	Shanghai	21 Oct 971
14:32.74	Ejagayehu	Dibaba	ETH	82	3	Bergen (Fana)	11 Jun 041
14:33.04	Werknesh	Kidane	ETH	81	2	Oslo	27 Jun 031
14:33.13	Gulnara	Samitova-Galkina ◊	RUS	78	2	Kazan	19 Jul 08
14:33.48	Viola	Kibiwot	KEN	83	2	Oslo	13 Jun 13
14:33.49	Lucy	Kabuu	KEN	84	2	Oslo	6 Jun 08
14:33.84	Edith	Masai	KEN	67	3	Oslo	2 Jun 06
14:35.13	Mercy (30)	Cherono	KEN	91	3	Paris (Saint-Denis)	8 Jul 11
<i>Indoors</i>							
14:18.86	G	Dibaba	ETH		1	Stockholm	19 Feb 15
14:24.37		Defar			1	Stockholm	18 Feb 09

MARK	NAME	COUNTRY	BORN	PLACE	VENUE	DATE	
10,000 Metres							
29:31.78		Wang Junxia	CHN	73	1	Beijing	8 Sep 93
29:53.80	Meselech	Melkamu	ETH	85	1	Utrecht	14 Jun 09
29:54.66	Tirunesh	Dibaba	ETH	85	1	Beijing	15 Aug 08
29:56.34	Elvan	Abeylegesse	TUR	82	2	Beijing	15 Aug 08
29:59.20	Meseret	Defar	ETH	83	1	Birmingham	11 Jul 09
30:01.09	Paula	Radcliffe	GBR	73	1	München	6 Aug 02
30:04.18	Berhane	Adere	ETH	73	1	Paris (Saint-Denis)	23 Aug 03
30:07.15	Werknesh	Kidane	ETH	81	2	Paris (Saint-Denis)	23 Aug 03
30:07.20		Sun Yingjie	CHN	77	3	Paris (Saint-Denis)	23 Aug 03
30:11.53	Florence (10/10)	Kiplagat	KEN	87	2	Utrecht	14 Jun 09
30:11.87	Wude	Ayalew	ETH	87	3	Utrecht	14 Jun 09
30:12.53	Lornah	Kiplagat	KEN/NED	74	4	Paris (Saint-Denis)	23 Aug 03
30:13.37		Zhong Huandi	CHN	67	2	Beijing	8 Sep 93
30:13.74	Ingrid	Kristiansen ◊	NOR	56	1	Oslo	5 Jul 86
30:17.49	Derartu	Tulu	ETH	72	1	Sydney	30 Sep 00
30:18.39	Ejegayehu	Dibaba	ETH	82	2	Sollentuna	28 Jun 05
30:22.22	Shalane	Flanagan	USA	81	3	Beijing	15 Aug 08
30:22.48	Getenesh	Wami	ETH	74	2	Sydney	30 Sep 00
30:22.88	Fernanda	Ribeiro	POR	69	3	Sydney	30 Sep 00
30:23.07	Alla (20)	Zhilyayeva	RUS	69	5	Paris (Saint-Denis)	23 Aug 03
30:24.36		Xing Huina	CHN	84	1	Athina	27 Aug 04
30:26.20	Galina	Bogomolova	RUS	77	6	Paris (Saint-Denis)	23 Aug 03
30:26.37	Sally	Kipyego	KEN	85	2	London (Olympic Stadium)	3 Aug 12
30:26.50	Linet	Masai	KEN	89	4	Beijing	15 Aug 08
30:26.70	Belaynesh	Oljira	ETH	90	3	Eugene	1 Jun 12
30:29.21mx	Philes	Ongori	KEN	86	1	Yokohama	23 Nov 08
30:29.23	Gladys	Cherono	KEN	83	2	Ostrava	27 Jun 13
30:29.36	Liliya	Shobukhova	RUS	77	1	Cheboksary	23 Jul 09
30:30.26	Edith	Masai	KEN	67	5	Helsinki	6 Aug 05
30:30.44	Vivian	Cheruiyot	KEN	83	3	London (Olympic Stadium)	3 Aug 12
	(30)						
10 Kilometres (road)							
30:21	Paula	Radcliffe	GBR	73	1	San Juan	23 Feb 03
30:27	Isabella	Ochichi	KEN	79	1	New Orleans	26 Mar 05
30:29	Asmae	Leghzaoui	MAR	76	1	New York	8 Jun 02
30:32	Lornah	Kiplagat	KEN/NED	74	1	Atlanta	4 Jul 02
30:38	Joyce	Chepkirui	KEN	88	1	Tilburg	4 Sep 11
30:39	Liz	McColgan ◊	GBR	64	1	Orlando	11 Mar 89
30:39+	Mary	Keitany	KEN	82	1	New Delhi	1 Nov 09
30:45	Lineth	Chepkurui	KEN	88	1	New Orleans	3 Apr 10
30:46	Betsy	Saina	KEN	88	1	Tilburg	7 Sep 14
30:47	Vivian	Cheruiyot	KEN	83	1	San Juan	26 Feb 12
15 Kilometres (road)							
46:14+	Florence	Kiplagat	KEN	87	1	Barcelona	15 Feb 15
46:28	Tirunesh	Dibaba	ETH	85	1	Nijmegen	15 Nov 09
46:38+	dh Mary	Keitany	KEN	82	1	Newcastle	7 Sep 14
46:41+	dh Paula	Radcliffe	GBR	73	1	Newcastle	21 Sep 03
46:41+	Mamitu	Daska	ETH	83	2	Ra's Al Khaymah	13 Feb 15
46:49+	Joyce	Chepkirui	KEN	88	1	Praha	5 Apr 14
46:55+	Kayoko	Fukushi	JPN	82	1	Marugame	5 Feb 06
46:57	Elana	Meyer	RSA	66	1	Cape Town	2 Nov 91
46:57	Mestawet	Tufa	ETH	83	1	Nijmegen	16 Nov 08
46:59+	Lornah	Kiplagat	NED	74	1	Udine	14 Oct 07
46:59	Priscah	Jeptoo	KEN	84	1	Nijmegen	16 Sep 14
20,000 Metres (track)							
1:05:26.6	Tegla	Loroupe	KEN	73	1	Bergholzhausen	3 Sep 00
1:06:48.8	Izumi	Maki	JPN	68	1	Amagasaki	20 Sep 93
1:06:55.5	Rosa	Mota	POR	58	1	Lisboa	14 May 83
20 Kilometres (road)							
61:54+	Florence	Kiplagat	KEN	87	1	Barcelona	15 Feb 15
62:21+	dh Paula	Radcliffe	GBR	73	1	South Shields	21 Sep 03
62:25+	Mary	Keitany	KEN	82	1	Ra's Al Khaymah	13 Feb 15

MARK	NAME	COUNTRY	BORN	PLACE	VENUE	DATE
62:48+	Lucy Kabuu	KEN	84	1	Ra's Al Khaymah	15 Feb 13
62:53+	Priscah Jeptoo	KEN	84	2	Ra's Al Khaymah	15 Feb 13
62:55+	Joyce Chepkirui	KEN	88	1	Praha	5 Apr 14
62:57+	Lornah Kiplagat	NED	74	1	Udine	14 Oct 07
63:00+	Rita Jeptoo	KEN	81	3	Ra's Al Khaymah	15 Feb 13
63:23	Constantina Tomescu-Diță	ROU	70	2	Debrecen	8 Oct 06
63:26+	Meseret Hailu	ETH	90	4	Ra's Al Khaymah	15 Feb 13

One Hour (track)

18,517m	Dire Tune	ETH	85	1	Ostrava	12 Jun 88
18,340m	Tegla Lorupe	KEN	73	1	Bergholzhausen	1 Aug 98

Half Marathon

Slightly downhill courses included: Newcastle-South Shields 30.5m, Tokyo 33m (to 1998), Lisboa 69m

65:09	Florence Kiplagat	KEN	87	1	Barcelona	15 Feb 15
65:12	F Kiplagat			1	Barcelona	16 Feb 14
65:39	dh Mary Keitany	KEN	82	1	South Shields	7 Sep 14
65:40	dh Paula Radcliffe	GBR	73	1	South Shields	21 Sep 03
65:44	dh Susan Chepkemei	KEN	75	1	Lisboa	1 Apr 01
65:45	dh Priscah Jeptoo	KEN	84	1	South Shields	15 Sep 13
65:50	Keitany			1	Ra's Al Khaymah	18 Feb 11
66:02	Keitany			1	Ra's Al Khaymah	13 Feb 15
66:09	Lucy Kabuu	KEN	84	1	Ra's Al Khaymah	15 Feb 13
66:09	dh Meseret Defar	ETH	83	2	South Shields	15 Sep 13
	(10/7)					
66:19	Joyce Chepkirui	KEN	88	1	Praha	5 Apr 14
66:25	Lornah Kiplagat	NED	74	1	Udine	14 Oct 07
66:27	Rita Jeptoo	KEN	81	3	Ra's Al Khaymah	15 Feb 13
	(10)					
66:27	Mamitu Daska	ETH	83	2	Ra's Al Khaymah	13 Feb 15
66:38	Gladys Cherono	KEN	84	1	Istanbul	26 Apr 15
66:40	Ingrid Kristiansen	NOR	56	1	Sandnes	5 Apr 87
66:43	dh Masako Chiba	JPN	76	1	Tokyo	19 Jan 99
66:44	Elana Meyer	RSA	66	1	Tokyo	15 Jan 99
66:49	Esther Wanjiru	KEN	77	2	Tokyo	15 Jan 99
66:56	Meseret Hailu	ETH	90	4	Ra's Al Khaymah	15 Feb 13
66:56	dh Tirunesh Dibaba	ETH	85	3	South Shields	15 Sep 13
66:57	dh Kara Goucher	USA	78	1	South Shields	30 Sep 07
67:02	Cythia Limo	KEN	89	3	Ra's Al Khaymah	13 Feb 15
	(20)					
67:03	dh Derartu Tulu	ETH	72	3	Lisboa	1 Apr 01
67:07	Elvan Abeylegesse	TUR	82	1	Ra's Al Khaymah	19 Feb 10
67:08	Sharon Cherop	KEN	84	2	New Delhi	27 Nov 11
67:11	dh Liz McColgan	GBR	64	1	Tokyo	26 Jan 92
67:11	Kim Smith	NZL	81	1	Philadelphia	18 Sep 11
67:12	dh Tegla Lorupe	KEN	73	1	Lisboa	10 Mar 96
67:13	Mare Dibaba	ETH	89	2	Ra's Al Khaymah	19 Feb 10
67:14	Worknesh Degefa	ETH	90	1	Praha	28 Mar 15
67:16	Edith Masai	KEN	67	1	Berlin	2 Apr 06
67:17	Pasalia Kipkoech	KEN	88	1	Rio de Janeiro	19 Aug 12
	(30)					

25 Kilometres (road)

1:19:53	Mary Keitany	KEN	82	1	Berlin	9 May 10
1:20:36+	dh Paula Radcliffe	GBR	73	1	London	13 Apr 03
1:21:21+	dh Ingrid Kristiansen	NOR	56	1	London	10 May 87
1:21:31+	Constantina Tomescu-Diță	ROU	70	1	Chicago	22 Oct 06
1:21:39+	Catherine Ndereba	KEN	72	2	Chicago	13 Oct 02
1:21:55	Sutume Asefa	ETH	94	1	Berlin	10 May 15
1:21:57+	Deena Kastor	USA	73	1	Chicago	9 Oct 05
1:22:08+	Naoko Takahishi	JPN	72	1	Bangkok	6 Dec 98
1:22:13+	Mizuki Noguchi	JPN	78	1	Berlin	25 Sep 05
1:22:19+	Florence Kiplagat	KEN	87	1=	London	13 Apr 14
1:22:19+	Tirunesh Dibaba	ETH	85	1=	London	13 Apr 14

30 Kilometres (road)

1:36:36+	dh Paula Radcliffe	GBR	73	1	London	13 Apr 03
1:37:56+	Catherine Ndereba	KEN	72	2	Chicago	13 Oct 02

MARK	NAME	COUNTRY	BORN	PLACE	VENUE	DATE	
1:38:23+	Liliya	Shobukhova	RUS	77	1	Chicago	0 Oct 11
1:38:27+	dh Ingrid	Kristiansen ◊	NOR	56	1	London	10 May 87
1:38:29+	Deena	Kastor ◊	USA	73	1	Chicago	9 Oct 05
1:38:30+	Constantina	Tomescu-Diță	ROU	70	1	Chicago	22 Oct 06
1:38:33+	Koren	Jejela	ETH	87	1=	Toronto	16 Oct 11
1:38:33+	Mare	Dibaba	ETH	89	1=	Toronto	16 Oct 11
1:38:49+	Mizuki	Noguchi	JPN	78	1	Berlin	25 Sep 05
1:39:02+	Naoko	Takahishi	JPN	72	1	Berlin	20 Sep 01
Marathon							
2:15:25	Paula	Radcliffe	GBR	73	1	London	13 Apr 03
2:17:18		Radcliffe			1	Chicago	13 Oct 02
2:17:42		Radcliffe			1	London	17 Apr 05
2:18:37	Mary	Keitany	KEN	82	1	London	22 Apr 12
2:18:47	Catherine	Ndereba	KEN	72	1	Chicago	7 Oct 01
2:18:56		Radcliffe			1	London	14 Apr 02
2:18:58	Tiki	Gelana	ETH	87	1	Rotterdam	15 Apr 12
2:19:12	Mizuki	Noguchi	JPN	78	1	Berlin	25 Sep 05
2:19:19	Irina	Mikitenko	GER	72	1	Berlin	28 Sep 08
2:19:19		Keitany			1	London	17 Apr 11
	(10/6)						
2:19:31	Aselefech	Mergia	ETH	85	1	Dubai	27 Jan 12
2:19:34	Lucy	Kabuu	KEN	84	2	Dubai	27 Jan 12
2:19:36	Deena	Kastor ◊	USA	73	1	London	23 Apr 06
2:19:39		Sun Yingjie	CHN	77	1	Beijing	19 Oct 03
	(10)						
2:19:41	Yoko	Shibui	JPN	79	1	Berlin	26 Sep 04
2:19:44	Florence	Kiplagat	KEN	87	1	Berlin	25 Sep 11
2:19:46	Naoko	Takahashi	JPN	72	1	Berlin	30 Sep 01
2:19:50	Edna	Kiplagat	KEN	79	2	London	22 Apr 12
2:19:51		Zhou Chunxiu	CHN	78	1	Seoul	12 Mar 06
2:19:52	Mare	Dibaba	ETH	89	3	Dubai	27 Jan 12
2:19:57	Rita	Jeptoo	KEN	81	1	Chicago	13 Oct 13
2:20:03	Gladys	Cherono	KEN	83	2	Dubai	23 Jan 15
2:20:14	Priscah	Jeptoo	KEN	84	3	London	22 Apr 12
	(20)						
2:20:18	Tirfi	Tsegaye	ETH	84	2	Berlin	28 Sep 14
2:20:21	Lucy	Kabuu	KEN	84	3	Dubai	23 Jan 15
2:20:27	Feyse	Tadese	ETH	88	2	Berlin	28 Sep 14
2:20:30	Bezunesh	Bekele	ETH	83	4	Dubai	27 Jan 12
2:20:30	Aberu	Kebede	ETH	89	1	Berlin	30 Sep 12
2:20:35	Tirunesh	Dibaba	ETH	85	3	London	13 Apr 14
2:20:42	Berhane	Adere	ETH	73	1	Chicago	22 Oct 06
2:20:43	Tegla	Loroupe	KEN	73	1	Berlin	26 Sep 99
2:20:47	Galina	Bogomolova	RUS	77	2	Chicago	22 Oct 06
2:20:48	Jemima	Jelagat	KEN	84	2	Chicago	13 Oct 13
	(30)						
<i>Downhill course and finish not within 30% of start</i>							
2:18:57	Rita	Jeptoo	KEN	81	1	Boston	21 Apr 14
2:19:59	Buzunesh	Deba	ETH	87	2	Boston	21 Apr 14
2:20:41	Jemima	Jelagat	KEN	84	4	Boston	21 Apr 14
2:20:43	Margaret	Okayo	KEN	76	1	Boston	15 Apr 02
100 Kilometres							
6:33:11	Tomoe	Abe	JPN	71	1	Yubetsu	25 Jun 00
7:00:27	Norimi	Sakurai	JPN	71	1	Winschoten	8 Sep 07
7:00:48	Ann	Trason	USA	60	1	Winschoten	16 Sep 95
7:10:32	Tatyana	Zhyrkova	RUS	68	1	Winschoten	11 Sep 04
7:11:42	Nariko	Kawaguchi	JPN	69	1	Lake Saroma	23 Jun 96
7:18:57	Birgit	Lennartz	GER	65	1	Hanau	28 Apr 90
7:20:22	Maria	Venâncio	BRA	58	1	Cubatão	8 Aug 98
7:22:18	Valentina	Lyakhova	RUS	58	1	Amiens	24 Sep 94
7:23:50	Hiroko	Sho	JPN	70	2	Yubetsu	24 Jun 07
7:24:52	Elvira	Kolpakova	RUS	72	1	Winschoten	14 Sep 02
	(10)						

MARK	WIND	NAME	COUNTRY	BORN	PLACE	VENUE	DATE	
3000 Metres Steeplechase								
8:58.81		Gulnara	Samitova-Galkina	RUS	78	1	Beijing	17 Aug 08
9:01.59			Samitova			1	Iraklio	4 Jul 04
9:06.57		Yekaterina	Volkova	RUS	78	1	Osaka	27 Aug 07
9:07.03		Yuliya	Zaripova ◊	RUS	86	1	Daegu	30 Aug 11
9:07.14		Milcah	Chemos	KEN	86	1	Oslo	7 Jun 12
9:07.32		Marta	Dominguez	ESP	75	1	Berlin	17 Aug 09
9:07.41		Eunice	Jepkorir	KEN	82	2	Beijing	17 Aug 08
9:07.64			Volkova			3	Beijing	17 Aug 08
9:08.21			Galkina			1	Kazan	18 Jul 08
9:08.33			Samitova			1	Tula	10 Aug 03
		(10/6)						
9:08.37		Habiba	Ghribi	TUN	84	1	London (Olympic Stadium)	6 Aug 12
9:09.00		Sofia	Assefa	ETH	87	2	Oslo	7 Jun 12
9:09.19		Tatyana	Petrova	RUS	83	2	Osaka	27 Aug 07
9:09.61		Hiwot	Ayalew	ETH	90	3	Oslo	7 Jun 12
		(10)						
9:11.42		Emma	Coburn	USA	90	2	Glasgow	12 Jul 14
9:12.50		Jenny	Simpson ◊	USA	86	5	Berlin	17 Aug 09
9:12.55		Lydia	Chepkurui	KEN	84	2	Moskva	13 Aug 1
9:13.16		Ruth	Bisibori	KEN	88	7	Berlin	17 Aug 09
9:13.22		Gladys	Kipkemboi	KEN	86	2	Roma	10 Jun 10
9:13.53		Gülcán	Mingir	TUR	89	1	Sofia	9 Jun 12
9:14.07		Etenesh	Diro	ETH	91	3	Stockholm	17 Aug 12
9:15.04		Dorcus	Inzikuru	UGA	82	1	Athina	14 Jun 05
9:15.08		Hyvin	Jepkemoi	KEN	92	1	Roma	4 Jun 15
9:15.75		Virginia	Nyambura	KEN	93	2	Rome	4 Jun 15
		(20)						
9:16.51		Alesya	Turova	BLR	79	1	Gdansk	27 Jul 02
9:16.85		Cristina	Casandra	ROU	77	5	Beijing	17 Aug 08
9:16.94		Mercy	Njorege	KEN	86	2	Doha	6 May 11
9:17.15		Wioletta	Frankiewicz ◊	POL	77	1	Athina	3 Jul 06
9:17.85		Zemzem	Ahmed	ETH	84	7	Beijing	17 Aug 08
9:18.03		Lydia	Rotich	KEN	88	3	Oslo	4 Jun 10
9:18.35		Donna	MacFarlane	AUS	77	3	Oslo	6 Jun 08
9:18.54		Antje	Möldner-Schmidt	GER	84	9	Berlin	17 Aug 09
9:18.54		Jéssica	Augusto	POR	81	2	Huelva	9 Jun 10
9:19.42		Purity	Kirui	KEN	91	6	Doha	10 May 13
		(30)						
100 Metres Hurdles								
12.21	0.7	Yordanka	Donkova	BUL	61	1	Stara Zagora	20 Aug 88
12.24	0.9		Donkova			1h	Stara Zagora	28 Aug 88
12.25	1.4	Ginka	Zagorcheva	BUL	58	1	Drama	8 Aug 87
12.26	1.5		Donkova			1	Ljubljana	7 Sep 86
12.26	1.7	Lyudmila	Narozhilenko	RUS	64	1rB	Sevilla	6 Jun 92
		(later Ludmila Engquist SWE)						
12.26	1.2	Brianna	Rollins	USA	91	1	Des Moines	22 Jun 13
12.27	-1.2		Donkova			1	Stara Zagora	28 Aug 88
12.28	1.8		Narozhilenko			1	Kiyev	11 Jul 91
12.28	0.9		Narozhilenko			1	Sevilla	6 Jun 92
12.28	1.1	Sally	Pearson ◊	AUS	86	1	Daegu	3 Sep 11
		(10/5)						
12.33	-0.3	Gail	Devers	USA	66	1	Sacramento	23 Jul 00
12.34	1.9	Sharika	Nelvis	USA	90	1h3	Eugene	26 Jun 15
12.35	0.9	Jasmin	Stowers	USA	91	1	Doha	15 May 15
12.36	1.9	Grażyna	Rabsztyń	POL	52	1	Warszawa	13 Jun 80
12.37	1.5	Joanna	Hayes	USA	76	1	Athina	24 Aug 04
		(10)						
12.37	-0.2	Dawn	Harper Nelson	USA	84	2	London (Olympic Stadium)	7 Aug 12
12.39	1.5	Vera	Komisova ◊	RUS	53	1	Roma	5 Aug 80
12.39	1.8	Natalya	Grigoryeva	UKR	62	2	Kiyev	11 Jul 91
12.42	1.8	Bettine	Jahn	GDR	58	1	Berlin	8 Jun 83
12.42	2.0	Anjanette	Kirkland	USA	74	1	Edmonton	11 Aug 01
12.43	-0.9	Lucyna	Kalek ◊	POL	56	1	Hannover	19 Aug 84
12.43	-0.3	Michelle	Perry	USA	79	1s1	Carson	26 Jun 05
12.43	0.2	Lolo	Jones	USA	82	1s1	Beijing	18 Aug 08
12.43	1.2	Queen	Harrison	USA	88	2	Des Moines	22 Jun 13
12.44	-0.5	Gloria	Uibel ◊	GDR	64	2	Roma	4 Sep 87
		(20)						

MARK	WIND	NAME	COUNTRY	BORN	PLACE	VENUE	DATE	
12.44	-0.8	Olga	Shishigina	KAZ	68	1	Luzern	27 Jun 95
12.44	0.4	Glory	Alozie	NGR/ESP	77	1	Monaco	8 Aug 98
12.44	0.6	Damu	Cherry	USA	77	2	Lausanne	11 Jul 06
12.45	1.3	Cornelia	Oschkenat ◊	GDR	61	1	Neubrandenburg	11 Jun 87
12.45	1.4	Brigitte	Foster-Hylton	JAM	74	1	Eugene	24 May 03
12.45	1.5	Olena	Krasovska	UKR	76	2	Athina	24 Aug 04
12.45	1.4	Virginia	Powell ◊	USA	83	1	New York	2 Jun 07
12.46	0.7	Perdita	Felicien	CAN	80	1	Eugene	19 Jun 04
12.47	1.1	Marina	Azyabina	RUS	63	1s2	Moskva	19 Jun 93
12.47	1.1	Danielle (30)	Carruthers	USA	79	2	Daegu	3 Sep 11
<i>Wind-assisted performers to 12.45</i>								
12.28	2.7	Cornelia	Oschkenat ◊	GDR	61	1	Berlin	25 Aug 87
12.29	2.7	Gail	Devers	USA	66	1	Eugene	26 May 02
12.29	3.8	Lolo	Jones	USA	82	1	Eugene	6 Jul 08
12.35	2.4	Bettine	Jahn	GDR	58	1	Helsinki	13 Aug 83
12.35	3.7	Kellie	Wells	USA	82	1h4	Gainesville	16 Apr 11
12.36	2.2	Dawn	Harper Nelson	USA	84	1	Eugene	28 Jun 09
12.37	2.7	Gloria	Uibel ◊	GDR	64	2	Berlin	25 Aug 87
12.37	3.4	Danielle	Carruthers	USA	79	1s1	Eugene	26 Jun 11
12.40	2.1	Michelle	Freeman	JAM	69	1	Fukuoka	13 Sep 97
12.41	2.2	Olga	Shishigina	KAZ	68	1rA	Lausanne	5 Jul 95
12.42	2.4	Kerstin	Knabe	GDR	59	2	Helsinki	13 Aug 83
12.43	2.7	Yvette	Lewis	USA	85	1	Walnut	20 Apr 13
12.44	2.6	Melissa	Morrison	USA	71	1	Carson	22 May 04
12.45	2.1	Perdita	Felicien	CAN	80	1	Victoria	10 Jul 04
<i>Officially 12.36, but subsequent investigations showed this unlikely to have been auto-timed</i>								
12.4	0.7	Svetla	Dimitrova	BUL	70	1	Stara Zagora	9 Jul 97
400 Metres Hurdles								
52.34		Yuliya	Pechonkina ◊	RUS	78	1	Tula	8 Aug 03
52.42		Melaine	Walker	JAM	83	1	Berlin	20 Aug 09
52.47		Lashinda	Demus	USA	83	1	Daegu	1 Sep 11
52.61		Kim	Batten	USA	69	1	Göteborg	11 Aug 95
52.62		Tonja	Buford-Bailey	USA	70	2	Göteborg	11 Aug 95
52.63			Demus			1	Monaco	28 Jul 09
52.64			Walker			1	Beijing	20 Aug 08
52.70		Natalya	Antyukh	RUS	81	1	London (Olympic Stadium)	8 Aug 12
52.73			Walker			2	Daegu	1 Sep 11
52.74		Sally	Gunnell	GBR	66	1	Stuttgart	19 Aug 93
52.74			Batten			1	Monaco	8 Aug 98
<i>(11/7)</i>								
52.77		Fani	Halkiá	GRE	79	1s2	Athina	22 Aug 04
52.79		Sandra	Farmer-Patrick	USA	62	2	Stuttgart	19 Aug 93
52.79		Kaliese	Spencer	JAM	87	1	London (Crystal Palace)	5 Aug 11
<i>(10)</i>								
52.82		Deon	Hemmings	JAM	68	1	Atlanta	31 Jul 96
52.83		Zuzana	Hejnová	CZE	86	1	Moskva	15 Aug 13
52.89		Daimi	Pernía	CUB	76	1	Sevilla	25 Aug 99
52.90		Nezha	Bidouane	MAR	69	2	Sevilla	25 Aug 99
52.94		Marina	Stepanova ◊	RUS	50	1s	Tashkent	17 Sep 86
52.95		Sheena	Johnson ◊	USA	82	1	Sacramento	11 Jul 04
53.02		Irina	Privalova ◊	RUS	68	1	Sydney	27 Sep 00
53.11		Tatyana	Ledovskaya	BLR	66	1	Tokyo	29 Aug 91
53.17		Debbie	Flintoff-King	AUS	60	1	Seoul	28 Sep 88
53.20		Josanne (20)	Lucas	TTO	84	3	Berlin	20 Aug 09
53.21		Marie-José	Pérec	FRA	68	2	Zürich	16 Aug 95
53.21		Kori	Carter	USA	92	1	Eugene	7 Jun 13
53.22		Jana	Pittman ◊	AUS	82	1	Paris (Saint-Denis)	28 Aug 03
53.24		Sabine	Busch	GDR	62	1	Potsdam	21 Aug 87
53.25		Ionela	Tirlea ◊	ROU	76	2	Roma	7 Jul 99
53.28		Tiffany	Williams ◊	USA	83	1	Indianapolis	24 Jun 07
53.33		Sandra	Glover	USA	68	1	Sacramento	17 Jul 00
53.36		Andrea	Blackett	BAR	76	4	Sevilla	25 Aug 99
53.36		Brenda	Taylor	USA	79	2	Sacramento	11 Jul 04
53.37		Tatyana (30)	Tereshchuk ◊	UKR	69	3s2	Athina	22 Aug 04

MARK	NAME	COUNTRY	BORN	PLACE	VENUE	DATE	
High Jump							
2.09	Stefka	Kostadinova	BUL	65	1	Roma	30 Aug 87
2.08		Kostadinova			1	Sofia	31 May 86
2.08i	Kajsa	Bergqvist	SWE	76	1	Arnstadt	4 Feb 06
2.08	Blanka	Vlašić	CRO	83	1	Zagreb	31 Aug 09
2.07	Lyudmila	Andonova	BUL	60	1	Berlin	20 Jul 84
2.07		Kostadinova			1	Sofia	25 May 86
2.07		Kostadinova			1	Cagliari	16 Sep 87
2.07		Kostadinova			1	Sofia	3 Sep 88
2.07i	Heike	Henkel ◊	GER	64	1	Karlsruhe	8 Feb 92
2.07		Vlašić			1	Stockholm	7 Aug 07
2.07	Anna	Chicherova	RUS	82	1	Cheboksary	22 Jul 11
	(11/5)						
2.06	Hestrie	Cloete ◊	RSA	78	1	Paris (Saint-Denis)	31 Aug 03
2.06	Yelena	Slesarenko	RUS	82	1	Athína	28 Aug 04
2.06	Ariane	Friedrich	GER	84	1	Berlin	14 Jun 09
2.05	Tamara	Bykova	RUS	58	1	Kiyev	22 Jun 84
	(10)						
2.05	Inga	Babakova	UKR	67	1	Tokyo	15 Sep 95
2.05i	Tia	Hellebaut	BEL	78	1	Birmingham	3 Mar 07
2.05	Chaunté	Lowe ◊	USA	84	1	Des Moines	26 Jun 10
2.04	Silvia	Costa	CUB	64	1	Barcelona	9 Sep 89
2.04i	Alina	Astafei	ROU/GER	69	1	Berlin	3 Mar 95
2.04	Venelina	Veneva ◊	BUL	74	1	Kalamáta	2 Jun 01
2.04i	Antonietta	Di Martino	ITA	78	1	Banská Bystrica	9 Feb 11
2.04	Irina	Gordeyeva	RUS	86	1	Eberstadt	19 Aug 12
2.04	Brigetta	Barrett	USA	90	1	Des Moines	22 Jun 13
2.03	Ulrike	Meyfarth	FRG	56	1	London (Crystal Palace)	21 Aug 83
	(20)						
2.03	Louise	Ritter	USA	58	1	Austin	8 Jul 88
2.03	Tatyana	Motkova ◊	RUS	68	2	Bratislava	30 May 95
2.03	Niki	Bakoyiánni	GRE	68	2	Atlanta	3 Aug 96
2.03i	Monica	Iagăr ◊	ROU	73	1	Bucureşti	23 Jan 99
2.03i	Marina	Kuptsova	RUS	81	1	Wien	2 Mar 02
2.03	Svetlana	Shkolina	RUS	86	3	London (Olympic Stadium)	11 Aug 12
2.02i	Susanne	Beyer ◊	GDR	61	2	Indianapolis	8 Mar 87
2.02	Yelena	Yelesina	RUS	70	1	Seattle	23 Jul 90
2.02	Viktoria	Styopina	UKR	76	3	Athína	28 Aug 04
2.02	Ruth	Beitia	ESP	79	1	San Sebastián	4 Aug 07
2.02	Kamila	Lićwinko ◊	POL	86	1	Torun	21 Feb 15
	(31)						
<i>Best outdoor marks for athletes with indoor bests</i>							
2.06		Bergqvist			1	Eberstadt	26 Jul 03
2.05		Henkel ◊			1	Tokyo	31 Aug 91
2.05		Hellebaut			1	Beijing	23 Aug 08
2.03		Di Martino			1	Milano	24 Jun 07
2.02		Iagăr ◊			1	Budapest	6 Jun 98
2.02		Kuptsova			1	Hengelo	1 Jun 03
Pole Vault							
5.06	Yelena	Isinbaeva	RUS	82	1	Zürich	28 Aug 09
5.05		Isinbaeva			1	Beijing	18 Aug 08
5.04		Isinbaeva			1	Monaco	29 Jul 08
5.03		Isinbaeva			1	Roma	11 Jul 08
5.02Ai	Jenn	Suhr ◊	USA	82	1	Albuquerque	2 Mar 13
5.01		Isinbaeva			1	Helsinki	12 Aug 05
5.01i		Isinbaeva			1	Stockholm	23 Feb 12
5.00		Isinbaeva			1	London (Crystal Palace)	22 Jul 05
5.00i		Isinbaeva			1	Donetsk	15 Feb 09
4.95		Isinbaeva			1	Madrid	16 Jul 05
4.95i		Isinbaeva			1	Donetsk	16 Feb 08
	(11/2)						
4.90	Yarisley	Silva	CUB	87	1	Hengelo	8 Jun 13
4.88	Svetlana	Feofanova	RUS	80	1	Iráklio	4 Jul 04
4.87i	Holly	Bleasdale	GBR	91	1	Villeurbanne	20 Jan 12
4.85	Fabiana	Murer	BRA	81	1	San Fernando	4 Jun 10
4.85i	Anna	Rogowska	POL	81	1	Paris (Bercy)	6 Mar 11

MARK	NAME	COUNTRY	BORN	PLACE	VENUE	DATE	
4.83	Stacy	Dragila	USA	71	1	Ostrava	8 Jun 04
4.82	Monika	Pyrek	POL	80	2	Stuttgart	22 Sep 07
4.82	Silke	Spiegelburg	GER	86	1	Monaco	20 Jul 12
	(10)						
4.80	Martina	Strutz	GER	81	2	Daegu	30 Aug 11
4.80i	Nikoléta	Kiriakopoúlou	GRE	86	1	Birmingham	21 Feb 15
4.80i	Anzhelika	Sidorova	RUS	91	1	Praha (02)	8 Mar 15
4.78	Tatyana	Polnova	RUS	79	2	Monaco	19 Sep 04
4.77	Annika	Becker	GER	81	1	Wattenscheid	7 Jul 02
4.77A	Ekateríni	Stefanídi	GRE	90	1	Flagstaff	20 Feb 15
4.76	Alana	Boyd	AUS	84	1	Perth	24 Feb 12
4.76	Jiřina	Pláčniková ◊	CZE	86	1	Plzen	4 Sep 13
4.75	Kateřina	Baďurová	CZE	82	2	Osaka	28 Aug 07
4.75i	Yuliya	Golubchikova	RUS	83	1	Athína (P)	13 Feb 08
	(20)						
4.75Ai	Kylie	Hutson	USA	87	2	Albuquerque	2 Mar 13
4.75Ai	Demi	Payne	USA	91	1	Albuquerque	24 Jan 14
4.73	Chelsea	Johnson	USA	83	1	Los Gatos	26 Jun 08
4.73	Anastasiya	Savchenko	RUS	89	1	Yerino	15 Jun 13
4.72i	Kym	Howe	AUS	80	2	Donetsk	10 Feb 07
4.72i	Jillian	Schwartz	USA/ISR	79	1	Jonesboro	15 Jun 08
4.72	Carolin	Hingst	GER	80	1	Biberach	9 Jul 10
4.72	Sandi	Morris	USA	92	1	Starkville	16 May 15
4.71i	Tina	Šutej	SLO	88	1	Moskva	2 Feb 14
4.71	Lisa	Ryzih	GER	88	1	New York	14 Jun 14
	(31)						

Best outdoor marks for athletes with indoor bests

4.92		Suhr ◊			1	Eugene	6 Jul 08
4.83		Rogowska			2	Bruxelles	26 Aug 05
4.75		Golubchikova			4	Beijing	18 Aug 08
4.73		Kiriakopoúlou			1	Shanghai	17 May 15
4.71		Bleasdale			1	Birmingham	24 Jun 12
4.71		Stefanídi			3	Monaco	18 Jul 14
4.71		Payne			1	Hammond	8 May 15

Exhibition

4.72		Anastasiya	Shvedova	RUS	79	1	Aosta	5 Jul 08
------	--	------------	----------	-----	----	---	-------	----------

Long Jump

7.52	1.4	Galina	Chistyakova	RUS	62	1	Leningrad	11 Jun 88
7.49	1.3	Jackie	Joyner-Kersee	USA	62	1	New York	22 May 94
7.49A	1.7		Joyner-Kersee			1	Sestriere	31 Jul 94
7.48	1.2	Heike	Drechsler	GER	64	1	Neubrandenburg	9 Jul 88
7.48	0.4		Drechsler			1	Lausanne	8 Jul 92
7.45	0.9		Drechsler ◊			1	Tallinn	21 Jun 86
7.45	1.1		Drechsler			1	Dresden	3 Jul 86
7.45	0.6		Joyner-Kersee			1	Indianapolis	13 Aug 87
7.45	1.6		Chistyakova			1	Budapest	12 Aug 88
7.44	2.0		Drechsler			1	Berlin	22 Sep 85
		(10/3)						
7.43	1.4	Anișoara	Stanciu ◊	ROU	62	1	București	4 Jun 83
7.42	2.0	Tatyana	Kotova	RUS	76	1	Anncy	23 Jun 02
7.39	0.5	Yelena	Byelevskaya ◊	BLR	63	1	Bryansk	18 Jul 87
7.37		Inessa	Kravets	UKR	66	1	Kiyev	13 Jun 92
7.33	0.4	Tatyana	Lebedeva	RUS	76	1	Tula	31 Jul 04
7.31	1.5	Yelena	Kokonova ◊	UKR	63	1	Alma-Ata	12 Sep 85
7.31	1.9	Marion	Jones	USA	75	1	Eugene	31 May 98
		(10)						
7.27	-0.4	Irina	Meleshina ◊	RUS	82	2	Tula	31 Jul 04
7.26A	1.8	Murren	Maggi	BRA	76	1	Bogotá	26 Jun 99
7.25	1.6	Brittney	Reese	USA	86	1	Doha	10 May 13
7.24	1.0	Larisa	Berezhnaya	UKR	61	1	Granada	25 May 91
7.21	1.6	Helga	Radtke	GDR	62	2	Dresden	26 Jul 84
7.21	1.9	Lyudmila	Kolchanova	RUS	79	1	Sochi	27 May 07
7.20	-0.5	Vály	Ionescu	ROU	60	1	București	1 Aug 82
7.20	2.0	Irena	Ozhenko ◊	LTU	62	1	Budapest	12 Sep 86
7.20	0.8	Yelena	Sinchukova ◊	RUS	61	1	Budapest	20 Jun 91
7.20	0.7	Irina	Mushayilova	RUS	67	1	Sankt-Peterburg	14 Jul 94
		(20)						

MARK	WIND	NAME	COUNTRY	BORN	PLACE	VENUE	DATE	
7.17	1.8	Irina	Valyukevich	BLR	59	2	Bryansk	18 Jul 87
7.16		Iolanda	Chen	RUS	61	1	Moskva	30 Jul 88
7.16A	-0.1	Elva	Goulbourne	JAM	80	1	Ciudad de México	22 May 04
7.14	1.8	Niole	Medvedyeva	LTU	60	1	Riga	4 Jun 88
7.14	1.2	Mirela	Dulgheru	ROU	66	1	Sofia	5 Jul 92
7.13	2.0	Olga	Kucherenko	RUS	.85	1	Sochi	27 May 10
7.12	1.6	Sabine	Paetz ◊	GDR	57	2	Dresden	19 May 84
7.12	0.9	Chioma	Ajunwa	NGR	70	1	Atlanta	2 Aug 96
7.12	1.3	Naide	Gomes	POR	79	1	Monaco	29 Jul 08
7.12	-0.4	Tianna	Bartoletta	USA	85	1	Eugene	27 Jun 15

(30)

Wind-assisted performances to 7.45 and performers to 7.12

7.63A	2.1	Heike	Drechsler	GER	64	1	Sestriere	21 Jul 92
7.45	2.6		Joyner-Kersee			1	Indianapolis	23 Jul 88
7.23A	4.3	Fiona	May	ITA	69	1	Sestriere	29 Jul 95
7.22	4.3	Anastasiya	Mironchik-Ivanova	BLR	89	1	Grodno	6 Jul 12
7.19A	3.7	Susen	Tiedtke	GER	69	1	Sestriere	28 Jul 93
7.17	3.6	Eva	Murková	SVK	62	1	Nitra	26 Aug 84
7.15	2.8	Janay	DeLoach-Soukup	USA	85	Q	Eugene	29 Jun 12
7.14A	4.5	Marieke	Veltman	USA	71	2	Sestriere	29 Jul 95
7.14	2.2	Blessing	Okagbare	NGR	88	2	Doha	10 May 13
7.12A	5.8	Niki	Xánthou	GRE	73	3	Sestriere	29 Jul 95
7.12A	4.3	Nicole	Boegman	AUS	67	4	Sestriere	29 Jul 95

Triple Jump

15.50	0.9	Inessa	Kravets	UKR	66	1	Göteborg	10 Aug 95
15.39	0.5	Françoise	Mbango	CMR	76	1	Beijing	17 Aug 08
15.36i		Tatyana	Lebedeva	RUS	76	1	Budapest	6 Mar 04
15.34	-0.5		Lebedeva			1	Iráklio	4 Jul 04
15.33	-0.1		Kravets			1	Atlanta	31 Jul 96
15.33	1.2		Lebedeva			1	Lausanne	6 Jul 04
15.32	0.5		Lebedeva			1	Yokohama	9 Sep 00
15.32	0.9	Hrisopiya	Devetzi	GRE	76	Q	Athína	21 Aug 04
15.32	0.5		Lebedeva			2	Beijing	17 Aug 08
15.31	0.0	Caterine	Ibargüen	COL	84	1	Monaco	18 Jul 14
		(10/5)						
15.29	0.3	Yamilé	Aldama	CUB/SUD/GBR	72	1	Roma	11 Jul 03
15.28	0.9	Yargelis	Savigne	CUB	84	1	Osaka	31 Aug 07
15.25	1.7	Olga	Rypakova	KAZ	84	1	Split	4 Sep 10
15.20	0.0	Šárka	Kašpárková	CZE	71	1	Athína	4 Aug 97
15.20	-0.3	Tereza	Marinova	BUL	77	1	Sydney	24 Sep 00
		(10)						
15.18	0.3	Iva	Prandzheva	BUL	72	2	Göteborg	10 Aug 95
15.16	0.1	Rodica	Mateescu	ROU	71	2	Athína	4 Aug 97
15.16i		Ashia	Hansen	GBR	71	1	Valencia	28 Feb 98
15.16	0.7	Trecia-Kaye	Smith	JAM	75	2	Linz	2 Aug 04
15.14	1.9	Nadezhda	Alekhina ◊	RUS	78	1	Cheboksary	26 Jul 09
15.09	0.5	Anna	Biryukova	RUS	67	1	Stuttgart	21 Aug 93
15.09	-0.5	Inna	Lasovskaya	RUS	69	1	Valencia	31 May 97
15.08i		Marija	Šesták ◊	SLO	79	1	Athína (P)	13 Feb 08
15.07	-0.6	Paraskeví	Tsimáta	GRE	72	Q	Sevilla	22 Aug 99
15.04	1.7	Yekaterina	Koneva	RUS	88	2	Eugene	30 May 15
		(20)						
15.03i		Iolanda	Chen	RUS	61	1	Barcelona	11 Mar 95
15.03	1.9	Magdelin	Martinez	ITA	76	1	Roma	26 Jun 04
15.02	0.9	Anna	Pyatykh	RUS	81	3	Göteborg	8 Sep 06
15.00	1.2	Kène	Ndoye	SEN	78	2	Iráklio	4 Jul 04
14.99	0.2	Olga	Saladukha	UKR	83	1	Helsinki	29 Jun 12
14.98	1.8	Sofia	Bozhanova	BUL	67	1	Stara Zagora	16 Jul 94
14.98	0.2	Baya	Rahouli	ALG	79	1	Almeria	1 Jul 05
14.96	0.7	Olena	Hovorova	UKR	73	4	Sydney	24 Sep 00
14.94i		Cristina	Nicolau	ROU	77	1	Bucureşti	5 Feb 00
14.94i		Oksana	Udmurtova	RUS	82	1	Tartu	20 Feb 08

(30)

Wind-assisted performances to 14.99

15.24A	4.2	Magdelin	Martinez	ITA	76	1	Sestriere	1 Aug 04
15.17	2.4	Anna	Pyatykh	RUS	81	2	Athína	3 Jul 06

MARK	WIND	NAME	COUNTRY	BORN PLACE	VENUE	DATE	
15.10	2.7	Keila	Costa	BRA	83 1	Uberlândia	6 May 07
15.06	2.6	Olga	Saladukha	UKR	83 1	Stockholm	29 Jul 11
14.99	6.8	Olena	Hovorova	UKR	73 1	Palma de Mallorca	11 Jul 99

Best outdoor marks for athletes with indoor bests

15.15	1.7	Hansen			1	Fukuoka	13 Sep 97
15.03	1.1	Šesták			6	Beijing	17 Aug 08
14.97	0.9	Chen			1	Moskva	18 Jun 93

Shot Put

22.63		Natalya	Lisovskaya	RUS	62 1	Moskva	7 Jun 87
22.55			Lisovskaya		1	Tallinn	5 Jul 88
22.53			Lisovskaya		1	Sochi	27 May 84
22.53			Lisovskaya		1	Kiyev	14 Aug 88
22.50i		Helena	Fibingerová	CZE	49 1	Jablonec	19 Feb 77
22.45		Ilona	Slupianek ◊	GDR	56 1	Potsdam	11 May 80
22.41			Slupianek		1	Moskva	24 Jul 80
22.40			Slupianek		1	Berlin	3 Jun 83
22.38			Slupianek		1	Karl-Marx-Stadt	25 May 80
22.36			Slupianek		1	Celje	2 May 80
		(10/3)					
22.19		Claudia	Losch	FRG	60 1	Hainfeld	23 Aug 87
21.89		Ivanka	Khrstova	BUL	41 1	Belmeken	4 Jul 76
21.86		Marianne	Adam	GDR	51 1	Leipzig	23 Jun 79
21.76			Li Meisu	CHN	59 1	Shijiazhuang	23 Apr 88
21.73		Natalya	Akhrimenko	RUS	55 1	Leselidze	21 May 88
21.70i		Nadezhda	Ostapchuk	BLR	80 1	Mogilyov	12 Feb 10
21.69		Viktoriya	Pavlysh	UKR	69 1	Budapest	20 Aug 98
		(10)					
21.66			Sui Xinmei	CHN	65 1	Beijing	9 Jun 90
21.61		Verzhinia	Veselinova	BUL	57 1	Sofia	21 Aug 82
21.60i		Valentina	Fedyushina	UKR	65 1	Simferopol	28 Dec 91
21.58		Margitta	Droese ◊	GDR	52 1	Erfurt	28 May 78
21.57		Ines	Müller ◊	GDR	59 1	Athina	16 May 88
21.45					1	Schwerin	4 Jun 86
21.53		Nunu	Abashidze	UKR	55 2	Kiyev	20 Jun 84
21.52			Huang Zhihong	CHN	65 1	Beijing	27 Jun 90
21.46		Larisa	Peleshenko	RUS	64 1	Moskva	26 Aug 00
21.45		Nadezhda	Chizhova	RUS	45 1	Varna	29 Sep 73
21.43		Eva	Wilms	FRG	52 2	München	17 Jun 77
		(20)					
21.42		Svetlana	Krachevskaya ◊	RUS	44 2	Moskva	24 Jul 80
21.31		Heike	Hartwig ◊	GDR	62 2	Athina	16 May 88
21.27		Liane	Schmuhl	GDR	61 1	Cottbus	26 Jun 82
21.24		Valerie	Adams ◊	NZL	84 1	Daegu	29 Aug 11
21.22		Astrid	Kubernuss	GER	70 1	Göteborg	5 Aug 95
21.21		Kathrin	Neimke	GDR	66 2	Roma	5 Sep 87
21.19		Helma	Knorscheidt	GDR	56 1	Berlin	24 May 84
21.15i		Irina	Korzhanenko	RUS	74 1	Moskva	18 Feb 99
21.10		Heidi	Krieger	GDR	65 1	Stuttgart	26 Aug 86
21.06		Svetlana	Krivelyova	RUS	69 1	Barcelona	7 Aug 92
		(30)					
		<i>Best outdoor marks for athletes with indoor bests</i>					
22.32			Fibingerová		1	Nitra	20 Aug 77
21.58			Ostapchuk		1	Minsk	18 Jul 12
21.08			Fedyushina		1	Leselidze	15 May 88

Discus Throw

76.80		Gabriele	Reinsch	GDR	63 1	Neubrandenburg	9 Jul 88
74.56		Zdenka	Silhavá ◊	CZE	54 1	Nitra	26 Aug 84
74.56		Ilke	Wyludda	GDR	69 1	Neubrandenburg	23 Jul 89
74.44			Reinsch		1	Berlin	13 Sep 88
74.40			Wyludda		2	Berlin	13 Sep 88
74.08		Diana	Gansky ◊	GDR	63 1	Karl-Marx-Stadt	20 Jun 87
73.90			Gansky		1	Praha	27 Jun 87
73.84		Daniela	Costian	ROU/AUS	65 1	București	30 Apr 88
73.78			Costian		1	București	24 Apr 88

MARK	NAME	COUNTRY	BORN	PLACE	VENUE	DATE	
73.42		Reinsch		1	Karl-Marx-Stadt	12 Jun 88	
	(10/5)						
73.36	Irina	Meszynski	GDR	62	1	Praha	17 Aug 84
73.28	Galina	Savinkova ◊	RUS	53	1	Donetsk	8 Sep 84
73.22	Tsvetanka	Khristova	BUL	62	1	Kazanlak	19 Apr 87
73.10	Gisela	Beyer	GDR	60	1	Berlin	20 Jul 84
72.92	Martina	Hellmann ◊	GDR	60	1	Potsdam	20 Aug 87
	(10)						
72.14	Galina	Murashova	LTU	55	2	Praha	17 Aug 84
71.80	Maria	Vergova ◊	BUL	50	1	Sofia	13 Jul 80
71.68		Xiao Yanling	CHN	68	1	Beijing	14 Mar 92
71.58	Ellina	Zvereva ◊	BLR	60	1	Leningrad	12 Jun 88
71.50	Evelin	Jahl ◊	GDR	56	1	Potsdam	10 May 80
71.30	Larisa	Korotkevich	RUS	67	1	Sochi	29 May 92
71.22	Ria	Stalman	NED	51	1	Walnut	15 Jul 84
71.08	Sandra	Perković	CRO	90	1	Zürich	16 Aug 14
70.88	Hilda	Ramos	CUB	64	1	Habana	8 May 92
70.80	Larisa	Mikhalchenko	UKR	63	1	Kharkov	18 Jun 88
	(20)						
70.68	Maritza	Martén	CUB	63	1	Sevilla	18 Jul 92
70.65	Denia	Caballero	CUB	90	1	Bilbao	20 Jun 15
70.50	Faina	Melnik	RUS	45	1	Sochi	24 Apr 76
70.34	Silvia	Madetzky	GDR	62	3	Athína	16 May 88
70.02	Natalya	Sadova	RUS	72	1	Thessaloniki	23 Jun 99
69.86	Valentina	Kharchenko	RUS	49	1	Feodosiya	16 May 81
69.72	Svetla	Mitkova	BUL	64	2	Sofia	15 Aug 87
69.68	Mette	Bergmann	NOR	62	1	Florø	27 May 95
69.51	Franka	Dietzsch	GER	68	1	Wiesbaden	8 May 99
69.51	Denia	Calallero	CUB	90	1	La Habana	26 May 15
	(30)						
<i>Unofficial meeting</i>							
78.14	Martina	Hellmann ◊	GDR	60	1	Berlin	6 Sep 88
75.36	Ilke	Wyludda	GDR	69	2	Berlin	6 Sep 88
Hammer Throw							
79.83	Anita	Włodarczyk	POL	85	1	Wrocław	27 Jun 15
79.58		Włodarczyk		85	1	Berlin	31 Aug 14
79.42	Betty	Heidler	GER	83	1	Halle	21 May 11
78.80	Tatyana	Lysenko	RUS	83	1	Moskva	16 Aug 13
78.76		Włodarczyk			1	Zürich	15 Aug 14
78.69	Oksana	Menkova	BLR	82	1	Minsk	18 Jul 12
78.51		Lysenko			1	Cheboksary	5 Jul 12
78.46		Włodarczyk			2	Moskva	16 Aug 13
78.30		Włodarczyk			1	Bydgoszcz	6 Jun 10
78.22		Włodarczyk			1	Dubnica nad Váhom	21 Aug 13
	(10/5)						
77.68		Wang Zheng	CHN	87	1	Chengdu	29 Mar 14
77.33		Zhang Wenxui	CHN	86	1	Incheon	28 Sep 14
77.26	Gulfiya	Khanafeyeva	RUS	82	1	Tula	12 Jun 06
77.13	Oksana	Kondratyeva	RUS	85	1	Zhukovskiy	30 Jun 13
76.90	Martina	Hrasnová ◊	SVK	83	1	Trnava	16 May 09
76.83	Kamila	Skolimowska	POL	82	1	Doha	11 May 07
	(10)						
76.72	Mariya	Bespalova	RUS	86	2	Zhukovskiy	23 Jun 12
76.66	Olga	Tsander	BLR	76	1	Staiki	21 Jul 05
76.63	Yekaterina	Khoroshikh	RUS	83	2	Moskva	24 Jun 06
76.62	Yipsi	Moreno	CUB	80	1	Zagreb	9 Sep 08
76.56	Alena	Matoshko	BLR	82	2	Minsk	12 Jun 12
76.33	Darya	Pchelnik	BLR	81	2	Staiki	29 Jun 08
76.21	Yelena	Konevtsova ◊	RUS	81	3	Sochi	26 May 07
76.17	Anna	Bulgakova	RUS	88	2	Moskva	24 Jul 13
76.07	Mihaela	Melinte	ROU	75	1	Rüdlingen	29 Aug 99
76.05	Kathrin	Klaas	GER	84	5	London (Olympic Stadium)	10 Aug 12
	(20)						
75.73	Amanda	Bingson	USA	90	1	Des Moines	22 Jun 13
75.73	Sultana	Frizell	CAN	84	1	Tucson	22 May 14
75.68	Olga	Kuzenkova	RUS	70	1	Tula	4 Jun 00
75.09	Yelena	Rigert ◊	RUS	83	1	Moskva	15 Jul 13

MARK	NAME	COUNTRY	BORN	PLACE	VENUE	DATE	
75.08	Ivana	Brkljacic	CRO	83	2	Waszawa	17 Jun 07
74.77	Jeneva	Stevens ◊	USA	89	2	Dubnica nad Váhom	21 Aug 13
74.66	Manuéla	Montebrun	FRA	79	1	Zagreb	11 Jul 05
74.65	Mariya	Smolyachkova	BLR	85	2	Staiki	19 Jul 08
74.52	Iryna	Sekachova	UKR	76	1	Kyiv	2 Jul 08
74.39	Joanna (30)	Fiodorow	POL	4.3.89	2	Halle	17 May 14
<i>Sloping ground</i>							
75.20	Manuélia	Montebrun	FRA	79	1	Vineuil	18 May 03
Javelin Throw							
72.28	Barbora	Špotáková	CZE	81	1	Stuttgart	13 Sep 08
71.99	Mariya	Abakumova	RUS	86	1	Daegu	2 Sep 11
71.70	Osleidys	Menéndez	CUB	79	1	Helsinki	14 Aug 05
71.58		Špotáková			2	Daegu	2 Sep 11
71.54		Menéndez			1	Réthimno	1 Jul 01
71.53		Menéndez			1	Athína	27 Aug 04
71.42		Špotáková			1	Beijing	21 Aug 08
70.78		Abakumova			2	Beijing	21 Aug 08
70.53		Abakumova			1	Berlin	1 Sep 13
70.20	Christina (10/4)	Obergföll	GER	81	1	München	23 Jun 07
69.48	Trine	Hattestad ◊	NOR	66	1	Oslo	28 Jul 00
69.35	Sunette	Viljoen	RSA	83	1	New York	9 Jun 12
68.34	Steffi	Nerius	GER	72	2	Berlin (Eistal)	31 Aug 08
67.67	Sonia	Bisset	CUB	71	1	Salamanca	6 Jul 05
67.51	Miréla	Manjani ◊	GRE	76	2	Sydney	30 Sep 00
67.32	Linda (10)	Stahl	GER	85	1	New York	14 Jun 14
67.29	Hanna	Hatsko-Fedusova	UKR	90	1	Kirovohrad	26 Jul 14
67.20	Tatyana	Shikolenko	RUS	68	1	Monaco	18 Aug 00
67.16	Martina	Ratej	SLO	81	3	Doha	14 May 10
66.91	Tanja	Damaske	GER	71	1	Erfurt	4 Jul 99
66.86	Vira	Rebryk	UKR	89	1	Helsinki	29 Jun 12
66.83	Kim	Mickle	AUS	84	1	Melbourne	22 Mar 14
66.80	Louise	Currey ◊	AUS	69	1	Gold Coast (RB)	5 Aug 00
66.67	Kara	Patterson ◊	USA	86	1	Des Moines	25 Jun 10
66.17	Goldie	Sayers	GBR	82	1	London (Crystal Palace)	14 Jul 12
66.15	Madara (20)	Palameika	LAT	87	1	Jelgava	26 Jun 14
66.10	Kathryn	Mitchell	AUS	82	2	Adelaide	15 Feb 14
65.91	Nikola	Brejchová ◊	CZE	74	1	Linz	2 Aug 04
65.47		Zhang Li	CHN	89	1	Incheon	1 Oct 14
65.30	Claudia	Coslovich	ITA	72	1	Ljubljana	10 Jun 00
65.29	Xiomara	Rivero	CUB	68	1	Santiago de Cuba	17 Mar 01
65.17	Karen	Forkel	GER	70	2	Erfurt	4 Jul 99
65.11		Li Lingwei	CHN	89	1	Fuzhou	23 Jun 12
65.08	Ana Mirela	Termure	ROU	75	1	Bucureşti	10 Jun 01
64.95		Lu Huihui	CHN	89	1	Zhaoqing	14 Apr 12
64.90	Paula (30)	Huhtaniemi ◊	FIN	73	1	Helsinki	10 Aug 03

Heptathlon

From 2010, IAAF rule 260.27 stated that – for record purposes – the average wind speed of the three affected events shall not exceed plus two metres per second. The ruling is not retrospective, but if it were then the affected marks are shown with the superscript **.

7291	Jackie	Joyner-Kersey	USA	62	1	Seoul	24 Sep 88
7215	12.69/0.5	1.86	15.80	22.56/1.6	7.27/0.7	45.66	2:08.51
							Indianapolis
						1	16 Jul 88
7158	12.71/-0.9	1.93	15.65	22.30/0.0	7.00/-1.3	50.08	2:20.70
						1	Houston
							2 Aug 86
7148	13.18/-0.5	1.88	15.20	22.85/1.2	7.03w/2.9	50.12	2:09.69
						1	Moskva
							7 Jul 86
7128	12.85/0.2	1.88	14.76	23.00/0.3	7.01/-0.5	49.86	2:10.02
						1	Roma
							1 Sep 87
7044	12.91/0.2	1.90	16.00	22.95/1.2	7.14/0.9	45.68	2:16.29
						1	Barcelona
							2 Aug 92
7032	12.85/-0.9	1.91	14.13	23.12/0.7	7.10/1.3	44.98	2:11.78
	Carolina	Klüft	SWE	83	1	Osaka	26 Aug 07
	13.15/0.1	1.95	14.81	23.38/0.3	6.85/1.0	47.98	2:12.56

MARK	NAME		COUNTRY		BORN PLACE VENUE		DATE
7007*	Larisa		Nikitina ◊		RUS 65 1		Bryansk 11 Jun 89
	13.40/1.4	1.89	16.45	23.97/1.1	6.73/4.0	53.94	2:15.31
7001			Klüft		1		Paris (Saint-Denis) 24 Aug 03
	13.18/-0.4	1.94	14.19	22.98/1.1	6.68/1.0	49.90	2:12.12
6985	Sabine		Braun		GER 65 1		Götzis 31 May 92
	13.11/-0.4	1.93	14.84	23.65/2.0	6.63w/2.9	51.62	2:12.67
	(10/4)						
6955	Jessica		Ennis		GBR 86 1		London (Olympic Stadium) 4 Aug 12
	12.54/1.3	1.86	14.28	22.83/-0.3	6.48/-0.6	47.49	2:08.65
6946	Sabine		Paetz ◊		GDR 57 1		Potsdam 6 May 84
	12.64/0.3	1.80	15.37	23.37/0.7	6.86/-0.2	44.62	2:08.93
6942	Ghada		Shouaa		SYR 72 1		Götzis 26 May 96
	13.78/0.3	1.87	15.64	23.78/0.6	6.77/0.6	54.74	2:13.61
6935	Ramona		Neubert		GDR 58 1		Moskva 19 Jun 83
	13.42/1.7	1.82	15.25	23.49/0.5	6.79/0.7	49.94	2:07.51
6889*	Eunice		Barber		FRA 74 1		Arles 5 Jun 05
	12.62w/2.9	1.91	12.61	24.12/1.2	6.78w/3.4	53.07	2:14.66
6880	Tatyana		Chernova		RUS 88 1		Daegu 30 Aug 11
	13.32/0.9	1.83	14.17	23.50/-1.5	6.61/-0.7	52.95	2:08.04
	(10)						
6859	Natalya		Shubenkova		RUS 57 1		Kiyev 21 Jun 84
	12.93/1.0	1.83	13.66	23.57/-0.3	6.73/0.4	46.26	2:04.60
6858	Anke		Behmer ◊		GDR 61 3		Seoul 24 Sep 88
	13.20/0.5	1.83	14.20	23.10/1.6	6.68/0.1	44.54	2:04.20
6845	Irina		Belova		RUS 68 2		Barcelona 2 Aug 92
	13.25/-0.1	1.88	13.77	23.34/0.2	6.82/0.0	41.90	2:05.08
6832	Lyudmyla		Blonska		UKR 77 2		Osaka 26 Aug 07
	13.25/0.1	1.92	14.44	24.09/0.3	6.88/1.0	47.77	2:16.68
6831	Denise		Lewis		GBR 72 1		Talence 30 Jul 00
	13.13/1.0	1.84	15.07	24.01w/3.6	6.69/-0.4	49.42	2:12.20
6808	Brienne		Theisen-Eaton		CAN 88 1		Götzis 13 May 15
	13.05/-0.2	1.89	13.73	23.34/1.4	6.72/0.9	42.96	2:09.37
6803	Jane		Frederick		USA 52 1		Talence 16 Sep 84
	13.27/1.2	1.87	15.49	24.15/1.6	6.43/0.2	51.74	2:13.55
6778	Nataliya		Dobrynska		UKR 82 2		Barcelona 31 Jul 10
	13.59/-1.6	1.86	15.88	24.23/-0.2	6.56/0.3	49.25	2:12.06
6765	Yelena		Prokhorova		RUS 78 1		Tula 23 Jul 00
	13.54/-2.8	1.82	14.30	23.37/-0.2	6.72/1.0	43.40	2:04.27
6750			Ma Miaolan		CHN 70 1		Beijing 12 Sep 93
	13.28/1.5	1.89	14.98	23.86/	6.64/	45.82	2:15.33
6741	Heike		Drechsler ◊		GER 64 1		Talence 11 Sep 94
	13.34/-0.3	1.84	13.58	22.84/-1.1	6.95/1.0	40.64	2:11.53
	(20)						
6735*	Hyleas		Fountain		USA 81 1		Des Moines 26 Jun 10
	12.93w/2.6	1.90	13.73	23.28w/3.3	6.79w/2.7	42.26	2:17.80
6703	Tatyana		Blokchina		RUS 70 1		Talence 11 Sep 93
	13.69/-0.6	1.91	14.94	23.95/-0.4	5.99/-0.3	52.16	2:09.65
6702	Chantal		Beaugeant		FRA 61 2		Götzis 19 Jun 88
	13.10/1.6	1.78	13.74	23.96/3.5	6.45/0.2	50.96	2:07.09
6695	Jane		Flemming		AUS 65 1		Auckland 28 Jan 90
	13.21/1.4	1.82	13.76	23.62w/2.4	6.57/1.6	49.28	2:12.53
6683	Jennifer		Oeser		GER 83 3		Barcelona 31 Jul 10
	13.37/-1.0	1.83	13.82	24.07/-0.3	6.68/-0.3	49.17	2:12.28
6682	Katarina		Johnson-Thompson		GBR 93 1		Götzis 1 Jun 14
	13.47/-1.2	1.90	12.17	22.89/1.5	6.70/-0.1	41.44	2:08.16
6681	Kristina		Savitskaya		RUS 91 1		Cheboksary 3 Jun 12
	13.52/0.0	1.88	15.27	24.61/0.0	6.65/0.0	46.83	2:14.73
6660	Ines		Schulz		GDR 65 3		Götzis 19 Jun 88
	13.56/0.4	1.84	13.95	23.93w/2.8	6.70/0.7	42.82	2:06.31
6658	Svetla		Dimitrova		BUL 70 2		Götzis 31 May 92
	13.41/-0.7	1.75	14.72	23.06w/2.4	6.64/1.9	43.84	2:09.60
6649	Lilli		Schwarzkopf		GER 83 2		London (Olympic Stadium) 4 Aug 12
	13.26/0.9	1.83	14.77	24.77/0.9	6.30/-0.7	51.73	2:10.50
6646	Natalya		Grachova		UKR 52 1		Moskva 2 Aug 82
	13.80	1.80	16.18	23.86	6.65/3.5	39.42	2:06.59
	(30)						

MARK	NAME	COUNTRY	BORN PLACE	VENUE	DATE				
Decathlon									
<i>IAAF approved order: 100m, DT, PV, JT, 400m / 100mh, LJ, SP, HJ, 1500m, 1997/2000 events used men's order</i>									
8358	Austra	Skujytė	LTU	79 1	Emporia 15 May 05				
12.49/1.6	46.19	3.10	48.78	57.19	14.22w/2.4	6.12/1.6	16.42	1.78	5:15.86
8150	Marie	Collonvillė	FRA	73 1	Talence 26 Sep 04				
12.48/0.4	34.69	3.50	47.19	56.15	13.96/0.4	6.18/1.0	11.90	1.80	5:06.09
7885	Mona	Steigauf	GER	70 1	Ahlen 21 Sep 97				
12.15/1.2	5.93	12.49	1.73	55.34	13.75/0.2	34.68	3.10	42.24	5:07.95
7798	Irina	Naumenko	KAZ	80 2	Talence 26 Sep 04				
12.58/0.4	34.63	3.30	37.57	55.91	14.42/0.4	5.98/1.0	12.51	1.77	4:59.03
7742	Anna	Snetkova	RUS	79 1	Krasnodar 20 Sep 03				
12.66	36.90	3.70	37.50	58.88	14.19	5.98	13.48	1.69	5:17.67
7577	Tiffany	Lott-Hogan	USA	75 2	Lage 10 Sep 00				
12.31	5.77	13.86	1.69	58.01	13.57	38.39	3.00	46.93	6:01.24
7470	Julie	Mezerette	FRA	79 1	Arles 28 Oct 01				
12.15	5.87	11.52	1.75	56.86	14.59	36.98	2.60	38.76	5:02.92
7358	Julie	Martin	FRA	79 3	Talence 26 Sep 04				
12.79/0.4	40.39	2.80	42.24	57.78	14.92/0.4	5.67/0.0	11.80	1.68	5:00.62
10 Kilometres Walk									
41:04	Yelena	Nikolayeva	RUS	66 1	Sochi 20 Apr 96				
41:16		Wang Yan	CHN	71 1	Eisenhüttenstadt 8 May 99				
41:16	Kjersti	Plätzer ◊	NOR	72 1	Os 11 May 02				
41:17	Irina	Stankina	RUS	77 1	Adler 9 Feb 97				
41:24	Olimpiada	Ivanova	RUS	70 2	Adler 9 Feb 97				
41:29	Larisa	Ramazanova ◊	RUS	71 1	Izhevsk 4 Jun 95				
41:30	Kerry	Saxby-Junna	AUS	61 1	Canberra 27 Aug 88				
41:31	Yelena	Gruzinova	RUS	67 2	Sochi 20 Apr 96				
41:37.9t		Gao Hongmiao	CHN	74 1	Beijing 7 Apr 94				
41:38	Rossella	Giordano	ITA	72 1	Naumburg 25 May 97				
	(10)								
10,000 Metres Walk (track)									
41:37.9		Gao Hongmiao	CHN	74 1	Beijing 7 Apr 94				
41:56.23	Nadezhda	Ryashkina	RUS	67 1	Seattle 24 Jul 90				
41:57.22	Kerry	Saxby-Junna	AUS	61 2	Seattle 24 Jul 90				
42:11.5	Beate	Anders ◊	GER	68 1	Fana 15 May 92				
42:13.7	Madelein	Svensson	SWE	69 2	Fana 15 May 92				
42:19.2		Gu Yan	CHN	74 2	Beijing 7 Apr 94				
42:23.7	Ileana	Salvador	ITA	62 2	Fana 8 May 93				
42:30.31	Olimpiada	Ivanova	RUS	70 1	Sankt-Peterburg 26 Jul 94				
42:37.0	Sari	Essayah	FIN	67 3	Fana 8 May 93				
42:38.24		Liu Hongyu	CHN	75 2	Nanjing 24 Oct 95				
	(10)								
20,000 Metres Walk (track)									
1:26:53.2	Olimpiada	Ivanova	RUS	70 1	Brisbane 6 Sep 01				
1:27:49.3	Yelena	Nikolayeva	RUS	66 2	Brisbane 6 Sep 01				
1:29:32.4		Song Hongjuan	CHN	84 1	Changsha 24 Oct 03				
1:29:36.4	Susana	Feitor	POR	75 1	Lisboa 21 Jul 01				
1:30:48.3	Rossella	Giordano	ITA	72 1	Almada 4 Aug 00				
1:31:06.6		Jiang Jing	CHN	85 2	Changsha 24 Oct 03				
1:31:16.18		Liu Hong	CHN	87 1	Wuhan 1 Nov 07				
1:31:18.79		Song Xiaoling	CHN	87 2	Wuhan 1 Nov 07				
1:31:19.2	Maribel	Goncalves	POR	78 1	Lisboa 31 Jul 04				
1:31:23.7	Inês	Henriques	POR	80 2	Lisboa 31 Jul 04				
20 Kilometres Walk									
1:24:38		Liu Hong	CHN	87 1	La Coruña 6 Jun 15				
1:24:47	Elmira	Alembekova	RUS	90 1	Sochi 27 Feb 15				
1:24:50	Olimpiada	Ivanova	RUS	70 1	Adler 4 Mar 01				
1:24:56	Olga	Kaniskina	RUS	85 1	Adler 28 Feb 09				
1:25:02	Yelena	Lashmanova	RUS	92 1	London 11 Aug 12				
1:25:03	Marina	Pandakova	RUS	89 2	Sochi 27 Feb 15				
1:25:04	Svetlana	Vasilyeva	RUS	92 3	Sochi 27 Feb 15				
1:25:08	Vera	Sokolova	RUS	85 1	Sochi 26 Feb 11				
1:25:09	Anisya	Kiriyapkina ◊	RUS	89 1	Sochi 20 Feb 10				
1:25:09		Kaniskina ◊		2	London 11 Aug 12				
	(10/9)								

MARK	NAME	COUNTRY	BORN	PLACE	VENUE	DATE	
1:25:12		Lu Xiuzhi	CHN	93	1	Beijing	20 Mar 15
	(10)						
1:25:16		Qieyang Shenjie	CHN	90	3	London	11 Aug 12
1:25:18	Tatyana	Gudkova	RUS	78	1	Moskva	19 May 00
1:25:20	Olga	Polyakova	RUS	80	2	Moskva	19 May 00
1:25:29	Irina	Stankina	RUS	77	3	Moskva	19 May 00
1:25:32	Yelena	Shumkina	RUS	88	4	Adler	28 Feb 09
1:25:46	Tatyana	Shemyakina	RUS	87	3	Adler	23 Feb 08
1:25:52	Larisa	Yemelyanova ◊	RUS	80	5	Adler	28 Feb 09
1:25:52	Tatyana	Sibileva	RUS	80	3	Sochi	20 Feb 10
1:25:59	Tamara	Kovalenko	RUS	64	4	Moskva	19 May 00
1:26:11	Margarita	Turova	BLR	80	1	Nesvizh	15 Apr 06
	(20)						
1:26:14	Irina	Petrova	RUS	85	2	Adler	19 Feb 06
1:26:16	Ljudmila	Arkhipova	RUS	78	5	Adler	23 Feb 08
1:26:17	Eleonora	Giorgi	ITA	89	2	Murcia	17 May 15
1:26:22		Wang Yan	CHN	71	1	Guangzhou	19 Nov 01
1:26:22	Yelena	Nikolayeva	RUS	66	1	Cheboksary	18 May 03
1:26:23		Wang Liping	CHN	76	2	Guangzhou	19 Nov 01
1:26:28	Iraida	Pudovkina	RUS	80	1	Adler	12 Mar 05
1:26:34	Tatyana	Kalmykova	RUS	90	1	Saransk	8 Jun 08
1:26:35		Liu Hongyu	CHN	75	3	Guangzhou	19 Nov 01
1:26:46		Song Hongjuan	CHN	84	1	Guangzhou	20 Mar 04
	(30)						

4 x 100 Metres Relay

40.82	USA	Madison 11.12, Felix 9.97, Knight 10.33, Jeter 9.70			1	London (Olympic Stadium)	10 Aug 12
41.29	JAM	Russell, Stewart, Calvert, Fraser-Pryce			1	Moskva	18 Aug 13
41.37	GDR	Gladisch 11.13, Rieger 10.14, Auerswald 10.40, Göhr 10.02			1	Canberra	6 Oct 85
41.41	JAM	Fraser-Pryce 11.27, Simpson 10.32, Campbell-Brown 10.23, Stewart 9.96			2	London (Olympic Stadium)	10 Aug 12
41.47	USA	Gaines, Jones, Miller, Devers			1	Athina	9 Aug 97
41.49	RUS	Bogoslovskaya, Malchugina, Voronova, Privalova			1	Stuttgart	22 Aug 93
41.49	USA	Finn, Torrence, Vereen, Devers			2	Stuttgart	22 Aug 93
41.52	USA	Gaines, Jones, Miller, Devers			1h1	Athina	8 Aug 97
41.53	GDR	Gladisch, Koch, Auerswald, Göhr			1	Berlin	31 Jul 83
41.55	USA	Brown, Williams, Griffith, Marshall			1	Berlin	21 Aug 87
	(10/4)						
41.78	FRA	Girard, Hurtis, Félix, Arron			1	Paris (Saint-Denis)	30 Aug 03
41.92	BAH	Fynes, Sturup, Davis-Thompson, Ferguson			1	Sevilla	29 Aug 99
42.04	UKR	Povh, Stuy, Ryemyen, Bryzgina			3	London (Olympic Stadium)	10 Aug 12
42.08	BUL	Pavlova, Nuneva, Georgieva, Ivanova			mx	Sofia	8 Aug 84
42.21	GBR	Philp, Nelson, Onuora, Henry			1	Zürich	28 Aug 14
42.23	CHN	(Sichuan) Xiao Lin, Li Yali, Liu Xiaomei, Li Xuemei			1	Shanghai	23 Oct 97
	(10)						
42.29	BRA	E dos Santos, Silva, Krasucki, R Santos			2h3	Moskva	18 Aug 13
42.39	NGR	Utondu, Idehen, Opara-Thompson, Onyali			2h2	Barcelona	7 Aug 92
42.40	NED	Ghafoor, Schippers, Van Schagen, Samuel			1	Lausanne	3 Jul 14
42.54	BEL	Borlée, Mariën, Ouédraogo, Gevaert			2	Beijing	22 Aug 08
42.56	BLR	Nesterenko, Sologub, Nevmerzhitskaya, Dragun			3	Helsinki	13 Aug 05
42.59	FRG	Possekkel, Helten, Richter, Kroniger			2	Montreal	31 Jul 76
42.59	TTO	Durant, Ayhe, R Thomas, Selvon			2h1	Nassau	24 May 14
42.68	POL	Popowicz, Korczynska, Jeschke, Wedler			3	Barcelona	1 Aug 10
42.89	CUB	Ferrer, López, Duporty, Allen			6	Stuttgart	22 Aug 93
42.94	SUI	Kambundji, Lavanchy, E.Sprunger, L.Sprunger			3	Lausanne	3 Jul 14
	(20)						
42.98	CZE/TCH	Sokolová, Soborová, Kocembová, Kratochvilová			1	Zürich	18 Aug 82
42.99A	AUS	Massey, Broadrick, Lambert, Gainsford-Taylor			1	Pietersburg	18 Mar 00
42.99	CAN	Emmanuel, Hyacinthe, S Davis, Bingham			2h2	Moskva	18 Aug 13
43.03A	COL	M.Murillo, Palacios, Obregón, D Murillo			2	Bogotá	10 Jul 04
43.04	ITA	Pistone, Cali, Arcioni, Alloh			3	Anncy	21 Jun 08
43.07	GRE	Tsóni, Kóffa, Vasarmidou, Thánou			2	Bari	18 Jun 97
43.19	GHA	Akoto, Twum, Anim, Nsiah			5s1	Sydney	29 Sep 00
43.25A	RSA	Hartman, Moropane, Holtshausen, Seyerling			2	Pietersburg	18 Mar 00
43.28	DOM	M Sánchez, Chala, Mejia, Manzueta			5h1	Moskva	18 Aug 13
43.35	KAZ	Aleksandrova, Kvast, Miljauskiene, Sevalnikova			2	Taskent	16 Sep 86
	(30)						

MARK	COUNTRY	TEAM	PLACE	VENUE	DATE
<i>Best at low altitude</i>					
43.03	COL	M.Murillo, Palacios, Obregón, N.González	3h2	Helsinki	12 Aug 05
43.18	AUS	Wilson, Wells, Robertson, Boyle	5	Montreal	31 Jul 76
4 x 200 Metres Relay					
1:27.46	USA	(Blue) Jenkins, Colander-Richardson, Perry, M Jones	1	Philadelphia	29 Apr 00
1:28.15	GDR	Göhr, R.Müller, Wöckel, Koch	1	Jena	9 Aug 80
1:29.42	USA	(Texas A & M) Tarmoh, Mayo, Beard, Lucas	1	Philadelphia	24 Apr 10
1:29.45	USA	Solomon, Meadows, Knight, K Duncan	1	Nassau	25 May 14
1:29.61	GBR	Henry, A Onuora, B Williams, A Philip	2	Nassau	25 May 14
1:29.64	USA	(Nike International) Roberts, Miller, Green, M Jones	1	Philadelphia	25 Apr 98
1:29.78	USA	(Louisiana State University) Davy, Hall, Durst, Lee	1	Philadelphia	26 Apr 03
1:29.96	USA	(Texas A & M) L Stewart, Collier, Beard, D Duncan	1	Philadelphia	30 Apr 11
1:29.98	USA	(Texas A & M) A Purvis, Collier, Ekponé, K Brown	1	Philadelphia	27 Apr 13
<i>More nations</i>					
1:30.04	JAM	Facey, Brooks, McLaughlin, Fraser-Pryce	3	Nassau	25 May 14
1:30.52	NGR	Okagbare, R George, Duncan, Udoh	1	Nassau	2 May 15
1:30.8	UKR	Makhova, Zyuskova, Prorochenko, Kulchunova	1	Moskva	29 Jul 79
1:31.31	BAH	S Ferguson, Strachan, Smith, Armbrister	4	Nassau	25 May 14
1:31.49	RUS	Sotnikova, Zhirova, Mizera, Sokolova	1	Portsmouth	5 Jun 93
1:31.75	SUI	Kambundji, L Sprunger, Golay, Humair	5	Nassau	25 May 14
1:32.17	FRA	Bily, Gaschet, Rega, Naigre	1	Paris	9 Jul 82
4 x 400 Metres Relay					
3:15.17	URS	Ledovskaya 50.12, O.Nazarova 47.82, Pinigina 49.43, Bryzgina 47.80	1	Seoul	1 Oct 88
3:15.51	USA	D.Howard 49.82, Dixon 49.17, Brisco 48.44, Griffith Joyner 48.08	2	Seoul	1 Oct 88
3:15.92	GDR	G.Walther 49.8, Busch 48.9, RübSam 49.4, Koch 47.8	1	Erfurt	3 Jun 84
3:16.71	USA	Torrence 49.0, Malone 49.4, Kaiser-Brown 49.48, Miles 48.78	1	Stuttgart	22 Aug 93
3:16.87	GDR	Emmelmann 50.9, Busch 48.8, Müller 48.9, Koch 48.21	1	Stuttgart	31 Aug 86
3:16.87	USA	Trotter 50.3, Felix 48.1, McCorory 49.39, Richards-Ross 49.10	1	London (Olympic Stadium)	11 Aug 12
3:17.83	USA	Dunn 50.5, Felix 48.8, Demus 50.14, Richards 48.44	1	Berlin	23 Aug 09
3:18.09	USA	Richards-Ross 49.3, Felix 49.4, Beard 49.84, McCorory 49.52	1	Daegu	3 Sep 11
3:18.29	USA	Leatherwood 50.50, S.Howard 48.83, Brisco-Hooks 49.23, Cheeseborough 49.73	1	Los Angeles	11 Aug 84
3:18.29	GDR	Neubauer 50.58, Emmelmann 49.89, Busch 48.81, Müller 48.99	3	Seoul	1 Oct 88
<i>(10/3)</i>					
3:18.38	RUS	Ruzina 50.8, Alekseyeva 49.3, Ponomaryova 49.78, Privalova 48.47	2	Stuttgart	22 Aug 93
3:18.71	JAM	Whyte 50.0, Prendergast 49.6, Williams-Mills 49.84, Williams 49.22	2	Daegu	3 Sep 11
3:20.04	GBR	Ohuruogu 50.6, Okoro 50.9, McConnell 49.79, Sanders 48.76	3	Osaka	2 Sep 07
3:20.32	CZE/TCH	Kocembová 48.93, Matejkovicová 52.13, Moravčiková 51.51, Kratochvilová 47.75	2	Helsinki	14 Aug 83
3:21.04	NGR	Afolabi 51.13, Yusuf 49.72, Opara 51.29, Ogunkoya 48.90	2	Atlanta	3 Aug 96
3:21.21	CAN	Crooks 50.30, Richardson 50.22, Killingbeck 50.62, Payne 50.07	2	Los Angeles	11 Aug 84
3:21.85	BLR	Kozak 52.0, Khylyustova 50.3, I Usovich 49.85, S Usovich 49.69	4	Beijing	23 Aug 08
<i>(10) with USSR and RUS counted separately</i>					
3:21.94	UKR	Dzhigalova, Olizarenko, Pinigina, Vladykina	1	Kiyev	17 Jul 86
3:22.34	FRA	Landre 51.3, Dorsile 51.1, Elie 50.54, Pérec 49.36	1	Helsinki	14 Aug 94
3:22.49	FRG	Thimm 50.81, Arendt 49.95, Thomas 51.50, Abt 50.23	4	Seoul	1 Oct 88
3:23.21	CUB	Díaz 51.1, Calatayud 51.2, Clement 50.47, Terrero 50.46	6	Beijing	23 Aug 08
3:23.81	AUS	Peris-Kneebone 51.71, Lewis 51.69, Gainsford-Taylor 51.06, Freeman 49.35	5	Sydney	30 Sep 00
3:24.28	CHN	(Hebei) An X, Bai X, Cao C, Ma Y 49.26	1	Beijing	13 Sep 93
3:24.49	POL	Guzowska 52.2, Bejnar 50.2, Prokopek 50.47, Jesień 51.59	4	Helsinki	14 Aug 05
3:25.68	ROU	Ruicu 52.69, Ripanu 51.09, Barbu 52.64, Tirlea 49.26	2	Paris (Charleley)	20 Jun 99
3:25.7a	FIN	Eklund 53.6, Pursiainen 50.6, Wilmi 51.6, Salin 49.9	2	Roma	8 Sep 74
3:25.71	ITA	Bazzoni 53.7, Milani 50.8, Spacca 51.64, Grenot 49.61	4	Barcelona	1 Aug 10
<i>(20)</i>					
3:25.81	BUL	Ilieva, Stamenova, Penkova, Damyanova	1	Sofia	24 Jul 83
3:26.33	GRE	Kaidantzi 53.2, Goudenouídi 51.6, Boudá 51.76, Halkiá 49.75	3	Bydgoszcz	20 Jun 04
3:26.68	BRA	(Bovespa) Coutinho, de Oliveira, Sousa, de Lima	1	São Paulo	7 Aug 11
3:26.89	IND	R Kaur 53.1, Beenamol 51.4, Soman 52.51, M Kaur 49.85	3h2	Athina	27 Aug 04
3:27.08	CMR	Nguimgo 51.7, Kaboud 52.1, Atangana 51.98, Bèwouda 51.35	7	Paris (Saint-Denis)	31 Aug 03
3:27.14	MEX	Rodríguez 53.3, Medina 51.2, Vela 52.94, Guevara 49.70	4h2	Osaka	1 Sep 07
3:27.48	IRL	Andrews 53.4, Cuddihy 49.9, Bergin 52.60, Carey 51.54	4h3	Daegu	2 Sep 11
3:27.54	LTU	Navickaitė, Valiulienė, Mendzorytė, Ambrazienė	3	Moskva	22 Jun 83
3:27.57	ESP	Merino 52.2, Lacambra 52.0, Myers 50.85, Ferrer 52.56	7	Tokyo	1 Sep 91
3:27.86	HUN	Orosz, Forgács, Tóth, Pál	5	Moskva	1 Aug 80
<i>(30)</i>					

MARK	COUNTRY	TEAM	PLACE	VENUE	DATE
4 x 800 Metres Relay					
7:50.17	URS	Olizarenko, Gurina, Borisova, Podyalovskaya	1	Moskva	5 Aug 84
7:51.62	URS	Ruchayeva, Agletdinova, Zvyagintseva, Zhukova	2	Moskva	5 Aug 84
7:52.24	URS	Podkopayeva, Zvyagintseva, Olizarenko, Agletdinova	1	Leningrad	4 Aug 85
7:52.3	URS	Providokhina 1:58.4, Gerasimova 1:59.2, Styrkina 1:57.3, Kazankina 1:57.4	1	Podolsk	16 Aug 76
7:54.10	GDR	Zinn, Hoffmeister, Weiss, Klapezynski	1	Karl-Marx-Stadt	6 Aug 76
7:56.6	URS	RSFSR	1	Donetsk	8 Sep 80
7:56.6	URS	Ukraine	2	Donetsk	8 Sep 80
7:56.9	URS	Leningrad	3	Donetsk	8 Sep 80
7:57.08	RUS	Kuznetsova, Betekhtina, Burkanova, Masterkova	1	Portsmouth	5 Jun 93
<i>More nations</i>					
7:57.21	ROU	Slageanu, Constantin, Beclea, Itcou	2	Portsmouth	5 Jun 93
7:58.5	LTU	Kastetskaya, Bislytė, Simonaviciūtė, Baikauskaitė	4	Donetsk	8 Sep 80
8:00.62	USA	Price 2:01.30, Vesey 2:00.92, Ludlow 1:59.50, Montaño 1:58.90	1	Nassau	3 May 15
8:03.85	BLR	Mernikova, Grebenchuk, Dukhnova, Agletdinova	3	Portsmouth	5 Jun 93
8:04.28	KEN	Kimaswai 2:03.8, Chesebe 2:01.7, Jepkosgei 1:59.6, Sum 1:59.2	2	Nassau	25 May 14
8:05.24	BUL	Shtereva, Tomova, Pekhlianova, Zlateva	1	Sofia	30 Aug 75
Distance Medley Relay (1200m - 400m - 800m - 1600m)					
10:36.50	USA	Moser 3:18.38, Richards-Ross 50.12, Wilson 2:00.08, Rowbury 4:27.92	1	Nassau	2 May 15
10:43.35	KEN	Busienei 3:18.96, Zakari 52.59, Chesebe 2:03.32, Nyambura 4:28.48	2	Nassau	2 May 15
10:45.32	POL	Broniatowska 3:19.87, Szczesna 54.12, Cichocka 2:01.06, Ennaoui 4:30.27	3	Nassau	2 May 15
10:46.94	AUS	Duncan 3:19.78, Lind 53.31, McGowan 2:03.15, See 4:30.70	4	Nassau	2 May 15
10:48.38	USA	(Villanova University) Franey 3:20.9, Bennett 52.9, Halliday 2:04.7, Huber 4:29.9	1	Philadelphia	28 Apr 88
<i>More nations</i>					
11:18.34	GBR	(University of Birmingham) Brooks 3:27.0, Simmonds 58.3, Durman 2:15.7, England 4:37.3	5	Philadelphia	28 Apr 07
11:06.14	GER	D Sujew 3:22.56, Lindenberg 55.94, Hering 2:05.40, Krause 4:42.24	5	Nassau	2 May 15
11:06.33	FRA	Lamote 3:18.11, Diarra 53.12, Moh 2:06.90, Perraux 4:48.20	6	Nassau	2 May 15
<i>Indoors</i>					
11:03.07	IRL	(New Balance) Tarplee 3:21.06, McMahon 56.01, Kirk 2:09.46, Mageean 4:36.55	3	Boston	7 Feb 15
4 x 1500 Metres Relay					
16:33.58	KEN	M Cherono 4:07.5, Kipyegon 4:08.5, Jelagat 4:10.5, Obiri 4:07.1	1	Nassau	24 May 14
16:55.33	USA	Kampf 4:09.2, Mackey 4:19.4, Grace 4:16.6, Martinez 4:10.2	2	Nassau	24 May 14
17:05.72A	KEN	Jelagat, Karingi, Nengampi, M Cherono	1	Nairobi	26 Apr 14
17:08.17A	KEN	Sum, Karingi, M Chelimo, Obiri	1	Nairobi	4 Apr 14
17:08.65	AUS	Buckman 4:08.0, Delaney 4:15.6, McGowan 4:29.1, Duncan 4:16.03	1	Nassau	25 May 14



NATIONAL RECORDS

See men's section (page 579) for general notes

COUNTRY	MARK	NAME	VENUE	DATE	COUNTRY	MARK	NAME	VENUE	DATE
100 Metres					ERI	13.36	Winta Berhane	Khartoum	12 May 10
AFG	14.14	Rabina Muqemymar	Athina	20 Aug 04	ESA	12.08	Leticia Sorto	Cd. de México	30 May 98
AIA	11.98	Desiree Cocks	St. Louis	8 May 98	ESP	11.06	Sandra Myers	Vigo	23 Jul 91
ALB	11.67	Klodiana Shala	Tiranë	24 Jul 06	EST	11.35	Ksenija Balta	Tartu	15 Jun 14
ALG	11.61	Souheir Bouali	Alger	8 Jul 07	ETH	11.82	Tegest Tamangnu Yuma	Marrakech	10 Aug 14
	11.61	Souheir Bouali	Tlemcen	18 Jun 08	FIJ	11.55	Makelesi Batimala	Apia	4 Sep 07
AND	12.25	Cristina Llovera	Barcelona	17 Jun 15	FIN	11.13	Helinä Marjamaa	Lahti	19 Jul 83
ANG	11.69	Antônia de Jesus	Porto	30 Jun 95	FRA	10.73	Christine Arron	Budapest	19 Aug 98
ANT	11.20	Heather Samuel	Indianapolis	26 May 93	FSM	13.09	Rita Epina	Townsville	29 Nov 96
ARG	11.57	Vanesa Wohlgermuth	Mar del Plata	11 Apr 04	GAB	11.03	Ruddy Zang Milama	Port-of-Spain	19 May 12
ARM	11.84	Diana Khubeseryan	Krasnodar	6 Jun 15		11.03	Ruddy Zang Milama	Angers	16 Jun 12
ARU	11.73	Evelyne Farrell	La Habana	22 Jul 83	GAM	12.06	Saruba Colley	London	3 Aug 12
ASA	13.39	Lela Waetin	Apia	4 Sep 07		12.06	Gina Basse	Abidjan	26 Apr 14
AUS	11.11	Melissa Breen	Canberra	9 Feb 14	GBR	11.02	Dina Asher-Smith	Hengelo	24 May 15
AUT	11.15	Karin Mayr-Krifka	Salzburg	9 Aug 03	GBS	12.54	Sténia Betunocal	Lisboa	29 May 10
AZE	11.87	Valeriya Balyanina	Baku	22 May 15	GEO	11.08	Maya Azarashvili	Kiev	14 Aug 88
BAH	10.84	Chandra Sturup	Lausanne	5 Jul 05	GEQ	12.34	Teresa Mangué Eyene	Valladolid	8 Jun 13
BAN	12.16	Shamsun Nahar Chumki	Dhaka	8 Feb 10	GER	10.81	Marlies Göhr	Berlin	8 Jun 83
BAR	11.26	Shakera Reese	Guadalajara	25 Oct 11	GHA	11.14	Vida Anim	Athina	20 Aug 04
BDI	12.73	Françoise Bucumi	Al-Qâhira	22 Sep 91	GIB	12.55	Sharon Mifsud	Mariehamn	24 Jun 91
BEL	11.04	Kim Gevaert	Bruxelles	9 Jul 06	GRE	10.83	Katerina Thánou	Sevilla	22 Aug 99
BEN	11.55	Fabiënne Féraez	Doha	12 May 06	GRN	11.18	Sherry Fletcher	Rio de Janeiro	23 Jul 07
BER	11.46	Debbie Jones	Knoxville	15 Apr 77	GUA	11.92	Christa Schumann	Kobe	29 Aug 85
BHU	13.4	Renuka Pradhan	Thimphu	7/15 Jul 12	GUI	12.02	M'Mah Touré	Dakar	1 Jun 97
BIH	12.24	Goran Cvijetić	Zenica	8 Jun 13	GUM	12.26	Regine Tugade	Dededo	17 Apr 15
BIZ	11.52	Kaina Martínez	Kingsville	22 Mar 14	GUY	11.26	Jennifer Innis	Walnut	15 Jul 84
BLR	10.92	Yuliya Nesterenko	Athina	21 Aug 04	HAI*	11.18	Barbara Pierre	San Angelo	21 May 09
BOL	11.90	Leslie Fernanda Arméz	Cochabamba	27 May 12	HKG	11.73	Chan Sau Ying	Los Angeles	5 Mar 94
BOT	11.60	Amantle Montsho	Bamako	26 Apr 11		11.73	Wan Kin Yee	Koehsiung	29 May 99
BRA	11.01	Ana Cláudia Silva	Walnut	18 Apr 15	HON	12.10	Pastora E. Chávez	Atlanta	26 Jul 96
BRN	11.12	Rakia Al-Gasara	Milano	2 Jul 08	HUN	11.41	Enikő Szabó	Budapest	14 Jul 04
BRU	12.02	Alinawati Ali Akbar	B. S. Begawan	8 Aug 99	INA	11.56	Irene Truitje Joseph	B. S. Begawan	8 Aug 99
BUL	10.77	Ivet Lalova	Plovdiv	19 Jun 04	IND*	11.38	Rachita Mistry	Trivandrum	12 Aug 00
BUR	11.52	Kadidatou Traoré	Castres	30 Jul 14	IRI	11.45	Maryam Toosi	Tehran	15 May 14
CAF	11.93	Emmanuëlle Kogalama	Ternier	21 May 98	IRL	11.40	Ailís McSweeney	Naimette	13 Jul 10
CAM	12.72	Meas Kheng	München	1 Sep 72	IRQ	11.88	Dana Hussein Abdulrazzak	Doha	15 Dec 11
CAN*	10.98	Angela Bailey	Budapest	6 Jul 87	ISL	11.63	Sunná Gestsdóttir	Reykjavik	24 Jul 04
CAY	11.08	Cydonie Mothersill	Salamanca	5 Jul 06	ISR	11.45	Esther Shakhamorov	München	1 Sep 72
CGO	11.61	Lorène Dorcas Bazolo	Lisboa	16 May 15	ISV	11.07	LaVerne Jones-Ferrette	London	3 Aug 12
CHA	11.54	Kaltouma Nadjina	Calgary	24 May 09	ITA	11.14	Manuela Levorato	Lausanne	4 Jul 01
CHI	11.45	Isidora Jiménez	Santiago/CHI	11 Apr 15	IVB	11.13	Tahesia Harrigan	El Paso	14 Apr 06
CHN	10.79	Li Xuemei	Shanghai	18 Oct 97		11.13	Tahesia Harrigan	Fayetteville	14 May 06
CIV	10.81	Murielle Ahouré	Eugene	30 May 15	JAM	10.70	Shelly-Ann Fraser-Pryce	Kingston	29 Jun 12
CMR	10.98	Miriam Léonie Mani	Athina	11 Jun 01	JOR	11.97	Basma Al O'Shoush	Alger	6 Oct 04
COD*	11.86	Cynthia Maduangele Bolingo	Herve	21 May 11	JPN	11.21	Chisato Fukushima	Hiroshima	29 Apr 10
COK	12.29	Patricia Taea	Mata-Utu	4 Sep 13	KAZ	11.12	Olga Bludova	Tashkent	1 Jun 12
COL	11.18	Felipa Palacios	Armenia	19 Aug 05	KEN	11.62	Joyce Odhiambo	Nairobi	7 Aug 87
COM	11.59	Féta Ahamada	Angers	24 Jul 09	KGZ*	11.37	Yelena Bobrovskaya	Tashkent	20 May 04
CPV*	12.48	Vera Barbosa	Lisboa	2 Jun 07	KIR	13.07	Kaitinano Mwemweata	Athina	20 Aug 04
CRC	11.72	Zoila Rosa Stewart	Xalapa	22 Sep 90	KOR	11.49	Lee Young-Sook	Seoul	17 Jun 94
CRO	11.48	Andrea Ivančević	Zagreb	13 Jun 15	KOS	12.61	Vijona Kryeziu	Istanbul	1 Jun 13
CUB	11.10	Liliana Allen	Salamanca	13 Jul 92	KUW	12.47	Madhawi Saad Al-Shammari	Muscat	13 Mar 15
CYP	11.33	Marilia Gregoriou	Athina	10 Jun 04	LAO	12.64	Manivanh Chanthavong	Vientiane	18/20 Sep 14
CZE	11.09	Jarmila Kratochvílová	Bratislava	6 Jun 81	LAT	11.34	Vineta Ikauniece	Tsakhkadzor	22 May 87
DEN	11.42	Dorthe A. Rasmussen	Helsinki	7 Aug 83	LBA	13.15	Hala Abdesselem Gezah	Porto Novo	27 Jun 12
DJI	13.45	Fathia Ali Bouraleh	Addis Ababa	30 Apr 08	LBR	11.34	Ada Udaya	Westfield	10 May 14
DMA	11.29	Hermin Joseph	Victoria, BC	23 Aug 94	LCA	11.44	Jineill Vite	Normal	17 Apr 04
DOM	11.24	Mariely Sánchez	Morelia	5 Jul 13	LCS	12.09	Mpinane Mafantiri	Maputo	2 Jul 11
ECU	11.09	Ángela Tenorio	Cuenca	14 Mar 15	LIB	11.84	Gretta Taslakian	Guangzhou	21 Nov 10
	11.09	Ángela Tenorio	Cuenca	30 May 15	LIE	11.84	Manuela Marxer	Luxembourg	31 May 95
EGY	11.89	Karima Miskin Saad	Latakia	2 Oct 91	LTU	11.19	Lina Grinčikaitė	London	3 Aug 12

COUNTRY	MARK	NAME	VENUE	DATE	COUNTRY	MARK	NAME	VENUE	DATE
LUX	11.65	Tiffany Tshilumba	Tbilisi	21 Jun 14	SUR	11.68	Kirsten Nieuwendam	Madison	12 May 12
MAC	12.13	Loi Im Lan	Macau	24 May 15	SVK	11.29	Eva Glesková	Cd. de México	14 Oct 68
MAD	11.32	Lalao Ravaonirina	Limoges	6 Jul 91	SWE	11.16	Linda Haglund	Moskva	26 Jul 80
	11.32	Haniriniana Rakotondrabe	Dijon	26 May 96	SWZ	11.79	Phumilile Ndzinisa	Réduit	14 Mar 15
MAR	11.55	Méryem Oumezdi	Casablanca	14 Jul 89	SYR	11.93	Mounira Al-Saleh	Damascus	7 Oct 09
MAS	11.50	Govindasamy Shanti	Kuala Lumpur	7 May 93	TAN	11.63	Nzaeli Kyomo	Tampere	29 Aug 89
MAW	12.25	Susan Tengteng	Carshalton	3 Aug 08	TGA	12.19	Latai Sikuvea	Cairns	9 Dec 04
MDA	11.58	Irina Grigoryeva	Tallinn	28 Jun 85	THA	11.33	Supavadee Khawpeak	Kuala Lumpur	12 Sep 01
MDV	12.27	Shamha Ahmed	Edmonton	5 Aug 01	TJK	11.77	Vladislava Ovcharenko	Almaty	30 Jun 12
MEX	11.09	Liliana Allen	Cd. de México	19 Jun 99	TKM	11.56	Valentina Nazarova	Almaty	7 Jun 08
MGL	12.26	Jatansuren Otgonchimeg	Tokyo	26 Aug 91	TKS	12.37	Carolyne Delancy	Edmonton	6 Aug 78
MHL	13.32	Mariana Cress	Kolonia	23 Jul 14	TLS	13.57	Jessalina de Jesus Guterres	Darwin	21 May 01
MKD	11.74	Aleksandra Vojneska	Istanbul	3 Jul 04	TOG	12.01	Sandrine Thiébaud-Kangni	Nemours	6 Jun 04
MLI	11.39	Kadiatou Camara	Dakar	30 Mar 08	TPE	11.22	Chi Cheng	Wien	18 Jul 70
MLT	11.69	Charlotte Wingfield	Baku	21 Jun 15	TTO*	10.84	Kelly-Ann Baptiste	Clermont	5 Jun 10
MNE	12.24	Milena Milašević	Osaka	26 Aug 07		10.84	Kelly-Ann Baptiste	Port-of-Spain	27 Jun 15
MNT	13.17	Tenecia Pollard	St. John's	28 May 05	TUN	11.68	Awatef Hamrouni	Alger	8 Jun 00
MON	12.97	Carine Cresto	Innsbruck	6 Jun 92	TUR	11.25	Nora Güner	Radès	11 Sep 01
MOZ	11.61	Elisa Cossa	Girona	21 Aug 00	TUV	13.48	Asenate Manoa	London	3 Aug 12
MRI	11.72	Jane Thondooje	Montgeron	2 Jul 94	UAE	13.22	Maryam Shah Murad	Manama	7 Mar 13
MTN	12.73	Badia Kamara	Doha	11 May 12	UGA	11.64	Oliver Ahi	Auckland	28 Jan 90
MYA	11.66	Than Than Htay	Jakarta	14 Oct 97	UKR	10.82	Zhanna Pintusevich-Block	Edmonton	6 Aug 01
NAM	11.38	Globine Mayowa	Germiston	16 Mar 13	URU	11.54	Claudia Acerenza	Cd. de México	22 Jul 88
NCA	12.15	Auxiliadora Lacayo	Managua	4 Mar 06	USA	10.49	Florence Griffith Joyner	Indianapolis	16 Jul 88
NED	10.94	Dafne Schippers	Hengelo	24 May 15	UZB	11.04	Lyubov Perekoplova	Bishkek	3 Jun 00
NEP	12.19	Devi Maya Paneru	Kathmandu	26 Sep 99	VAN	12.58	Leitaou Essauou	Suva	31 Aug 79
NFI	12.94	Zinta Flitten	Auckland	Feb 95	VEN	11.29	Andrea Purica	Xalapa	25 Nov 14
NGR	10.79	Blessing Okagbare	London	27 Jul 13	VIE	11.34	Vu Thi Huong	Vientiane	13 Dec 09
NIG	12.74	Nafissa Souleymane	Daegu	27 Aug 11	VIN	11.09	Natasha Mayers	Walnut	21 Apr 02
NMI	12.37	Yvonne Bennett	Pocatello	23 Apr 11		11.09	Natasha Mayers	Walnut	19 Apr 03
NOR	11.10	Ezinne Okparaeb	London	4 Aug 12	YEM	13.35	Fatima Suleiman Al-Dahman	Aleppo	22 Jul 09
NRU	12.22	Chrissa Lovelitt Detenamo	Mata-Utu	4 Sep 13	ZAM	11.69	Mupopo Kabange	Lusaka	27 Sep 14
NZL	11.32	Michelle Seymour	Melbourne	25 Feb 93	ZIM	11.36	Winnet Dube	Durban	11 Apr 03
OMA	12.19	Shanoona Salah Al-Habsi	Manama	7 Mar 13					
PAK	11.81	Sadaf Siddiqui	Lahore	22 Apr 08					
	11.81	Naseem Hameed	Dhaka	8 Feb 10					
PAN	11.72	Cecilia Núñez	Houston	5 May 85					
PAR	12.42	Maria Belén Pavón	Asunción	18 Jun 08					
PER	11.78	Carmela Bolívar	Santiago/CHI	28 Oct 78					
PHI	11.28	Lydia de Vega	Jakarta	16 Sep 87					
PLE	13.07	Ghadir Mahmoud Gharouf	Beijing	16 Aug 08					
PLW	12.64	Ngerak Florencio	Helsinki	7 Aug 05					
PNG	11.37	Mae Koime	Brisbane	10 Mar 07					
POL	10.93	Ewa Kasprzyk	Bzdziedz	27 Jun 86					
POR	11.30	Lucrecia Jardim	Athina	2 Aug 97					
PRK	11.80	Li Yong Ae	Pyeongyang	25 Apr 91					
PUR	11.28	Carol Rodríguez	New York	30 May 09					
PYF	11.95	Albertine An	Le Touquet	24 Jul 88					
QAT	12.61	Noor Hussain Al-Malki	Zgorzelec	7 Jul 12					
ROU	11.30	Ionela Tirlea	Paris	19 Jun 99					
RSA	11.06	Evette de Klerk	Germiston	20 Apr 90					
RUS	10.77	Irina Privalova	Lausanne	6 Jul 94					
RWA	12.95	Jeannette Uwera	Kampala	4/5 May 12					
SAM	11.94	Talava Tavui	San Mateo	26 Apr 06					
SEN	11.24	Aminata Diouf	La Chaux-de-Fonds	15 Aug 99					
SEY	11.86	Joanne Lou-Toy	Bambous	28 Jun 14					
SIN	11.80	Shanti Veronica Pereira	Singapore	4 Apr 15					
SKN	11.21	Virgil Hodge	Fort Worth	17 May 08					
SLE	11.61	Hafsatu Kamara	Northridge	11 May 13					
SLO	11.09	Merlene Otmy	Naimette	3 Aug 04					
SMR	12.02	Martina Pretelli	Schaan	1 Jun 11					
SOL	12.64	Jenny Keni	Paris (St. Denis)	23 Aug 03					
SOM	13.23	Hawa Abdullahi Ahmed	Nairobi	7 Aug 87					
SRB	11.34	Kornelija Šinković	Beograd	17 Jun 87					
SRI	11.04	Susanthika Jayasinghe	Yokohama	9 Sep 00					
STP*	11.61	Severina Cravid	Lisboa	20 Jun 98					
SUD	12.39	Amal Gubara	Kampala	30 May 07					
	12.39	Amal Gubara	Kampala	3 Jun 07					
SUI	11.20	Mujinga Kambundji	Zürich	13 Aug 14					

Notes (*)

- CAN 10.97 Angella Issajenko Köln 16 Aug 87 – no longer ratified by federation due to her admission of doping
- COD Bolingo became a Belgian citizen in July 11
- CPV Barbosa transferred to Portugal from 17 Jun 09
- HAI Pierre transferred to USA from 25 Mar 10
- IND 11.26 Rachita Mistry Bangalore 5 Jul 00 – no doping control
- KGZ 11.35 Yelena Bobrovskaya Bishkek 22 Jul 04 – unknown irregularity
- STP Cravid became a Portuguese citizen on 17 Jul 98
- TTO 10.83 Baptiste Port-of-Spain 22 Jun 13 – annulled because of doping violation

200 Metres

AFG	31.08	Tahmina Kohistani	Incheon	30 Sep 14
AIA	24.80	Rosanna Browne	Tokyo	29 Aug 91
ALB*	23.27	Klodiana Shala	Ohrid	17 Jun 12
ALG	23.38	Yasmina Azzizi	Brescia	16 May 92
AND	25.53	Estefania Sebastian	Barcelona	11 Jun 14
ANG	24.68	Antónia de Jesus	Belle Vue	27 Jun 92
ANT	23.20	Heather Samuel	Atlanta	22 May 94
ARG	22.94	Beatriz Allocco	La Paz	11 Nov 78
ARM	24.50	Goyane Chloyan	Artashat	18 Jun 15
ARU	25.20	Jelissa Nedd	Oranjestad	23 Jun 11
ASA	28.72	Tafailagi Niusulu	Apia	6 Jun 03
AUS	22.23	Melinda Gainsford-Taylor	Stuttgart	13 Jul 97
AUT‡	22.70	Karin Mayr	Linz	7 Jul 02
AZE	24.72	Irina Shalayeva	Klaipeda	Jun 87
BAH	22.14	Shaunae Miller	Kingston	9 May 15
BAN	25.04	Nazmun Nahar Beauty	Colombo	24 Aug 06
BAR	22.91	Jade Bailey	Bridgetown	22 Jun 08
BDI	26.50	Phydia Inamahoro	Durban	25 Jun 93
BEL	22.20	Kim Gevaert	Bruxelles	9 Jul 06
BEN	22.81	Fabiënne Férazes	Angers	16 Jul 05
BER	23.05	Debbie Jones	Los Angeles (W)	10 Jun 77
BHU	30.87	Sangay Wangmo	Nanjing	22 Aug 14
BIH	24.43	Dijana Kojić	Komotini	25 Jul 99

COUNTRY	MARK	NAME	VENUE	DATE	COUNTRY	MARK	NAME	VENUE	DATE
BIZ	22.98	Emma Wade	Gainesville	28 May 04	IRI	23.46	Maryam Toosi	Almaty	1 Jul 12
BLR	22.68	Natalya Safronnikova	Bremen	24 Jun 01	IRL	23.02	Sarah Reilly	Edmonton	8 Aug 01
BOL	24.33	Leslie Fernanda Arméz	Cochabamba	27 May 12	IRQ	23.96	Dana Hussein Abdulrazzak	Wuhan	6 Jun 15
BOT	22.89	Amantle Montsho	Fukuroi	3 May 12	ISL†	23.81	Gudrún Arnardóttir	Odense	29 Jun 97
BRA	22.48	Ana Cláudia Silva	São Paulo	6 Aug 11	ISR	23.15	Irina Lenskiy	Beograd	23 Jun 02
BRN	22.65	Rakia Al-Gasara	Roma	11 Jul 08	ISV	22.46	LaVerne Jones-Ferrette	Hengelo	1 Jun 09
BRU	25.22	Alinawati Ali Akbar	Kuala Lumpur	15 Sep 01	ITA	22.60	Manuela Levorato	Sevilla	24 Aug 99
BUL	22.01	Anelia Nuneva	Sofia	16 Aug 87	IVB	22.98	Tahesia Harrigan	Donnas	15 Jul 07
BUR	23.34	Sarah Tondé	Ouagadougou	24 Jul 05	JAM	21.64	Merlene Ottey	Bruxelles	13 Sep 91
CAF	23.97	Emmanuëlle Kogalama	Viry-Châtillon	21 Jun 98	JOR	25.25	Basma Al O'Shoush	Doha	9 Dec 05
CAM	25.05	Meas Kheng	Kuala Lumpur	14 Dec 71	JPN	22.89	Chisato Fukushima	Fukuroi	3 May 10
CAN*	22.62	Marita Payne	Edmonton	10 Jul 83	KAZ	22.85	Olga Sanoyeva	Almaty	28 Jun 14
CAY	22.39	Cydonie Mothersill	Nassau	10 Jul 05	KEN	23.37	Ruth Waihera	Los Angeles	8 Aug 84
CGO	23.81	Lorène Dorcas Bazolo	Lisboa	10 May 15	KGZ	23.08	Mariya Kulchunova	Erfurt	11 Sep 76
CHA	22.73	Kaitouma Nadjina	Edmonton	22 Jun 02	KIR	27.24	Kaitinano Mwemweata	Apia	5 Sep 07
CHI	23.19	Isidora Jiménez	Cali	23 Jun 13	KOR	23.69	Kim Ha-Na	Daejeon	21 Oct 09
CHN	22.01	Li Xuemei	Shanghai	22 Oct 97	KOS	24.61	Vijona Kryeziu	Tiranë	10 Jun 15
CIV	22.24	Murielle Houré	Monaco	19 Jul 13	KUW	25.73	Madhawi Saad Al-Shammari	Manama	30 Oct 13
CMR	22.41	Myriam Léonie Mani	Kourou	21 May 00	LAO	26.43	Phetsamone Paseuthxay	Bangkok	17 Dec 98
COD	24.26	Cynthia Madingele Bolingo	Oordegem	4 Jun 11	LAT	22.49	Vineta Ikauniece	Tsakhkadzor	23 May 87
COK	25.13	Patricia Taea	Mata-Utu	6 Sep 13	LBA	27.01	Hala Abdesselam Gezah	Radès	19 Jun 10
COL	22.85	Felipa Palacios	Armenia	20 Aug 05	LBR	23.27	Kia Davis	Ponce	17 May 08
COM	24.08	Féta Ahamada	Porto Novo	30 Jun 12	LCA	23.33	Nyanka Joseph	Storrs	17 May 15
CPV	25.07	Lidiane Gomes Lopes	Bambolim	25 Jan 14	LES	24.73	Lineo Florence Shoai	Molepolole	15 Jun 02
CRC	23.80	Sharolyn Joseph	Medellin	10 May 15	LIB	23.56	Gretta Taslakian	Al-Qähira	24 Nov 07
CRO	23.14	Jelica Pavličić	Sofia	3 Aug 74	LIE	24.10	Yvonne Hasler	Zug	14 Aug 88
CUB	22.68	Roxana Diaz	Salamanca	4 Jul 07	LTU	23.22	Agnė Visockaitė	Tuscaloosa	25 Mar 00
CYP	22.61	Eleni Artymata	Barcelona	31 Jul 10	23.22	Agnė Visockaitė-Eggerth	Gosier	8 May 04	
CZE	21.97	Jarmila Kratochvílová	Bratislava	6 Jun 81	LUX*	23.96	Mirjam Hess	Basel	4 Jul 04
DEN	23.36	Dorthe A. Rasmussen	Potsdam	9 Jun 83	MAC	25.66	Lam Ka Im	Canberra	4 Dec 08
DJI	28.01	Fathia Ali Bouraleh	Addis Ababa	3 May 08	MAD	23.09	Rosa Rakotzoafy	Pretoria	10 Apr 99
DMA	23.58	Hermin Joseph	Raleigh	28 May 94	MAR	23.29	Nezha Bidouane	Rieti	30 Aug 98
DOM	23.01	Mariely Sánchez	Edmonton	29 Jun 13	MAS	23.37	Govindasamy Shanti	Fukuoka	22 Jul 98
ECU	22.84	Ángela Tenorio	Cuenca	31 May 15	MAW	24.75	Ambwene Simukonda	Cardiff	27 May 12
EGY	23.69	Karima Miskin Saad	Al-Qähira	26 Sep 91	MDA	23.54	Jana Burtasenkova	Rotterdam	13 Jun 93
ERI	27.49	Winta Berhane	Khartoum	11 May 10	MDV	26.09	Afa Ismail	Kobe	9 Jul 11
ESA	24.91	Verónica Quijano	San Salvador	21 Oct 01	MEX	23.13	Liliana Allen	Cd. de México	1 Apr 01
ESP	22.38	Sandra Myers	Split	30 Aug 90	23.13	Liliana Allen	Cd. de Guatemala	21 Jul 01	
EST	23.05	Ksenija Balta	Arles	1 Jul 06	MGL	25.48	Jatansuren Otgonchimeg	Tokyo	29 Aug 91
ETH	23.84	Tegest Tamangnu Yuma	Addis Ababa	8 Mar 15	MHL	26.90	Mariana Cress	Kolonia	21 Jul 14
FIJ	23.22	Makelesi Batimala	Heusden	20 Jul 08	MKD	24.06	Vera Veljanovska	Sofia	3 Aug 74
FIN	22.39	Mona Lisa Pursiainen	Moskva	20 Aug 73	MLI	22.70	Kadiatou Camara	Addis Ababa	4 May 08
FRA	21.99	Marie-José Pérec	Lille	2 Jul 93	MLT	24.15	Diane Borg	Marsa	2 Jun 12
FSM	27.44	Angie Nedelec	Kolonia	24 Jul 02	MNE	25.02	Kristina Dubak	Sérres	6 Jul 14
GAB	23.54	Ruddy Zang Milama	Nairobi	31 Jul 10	MNT	27.87	Tenecia Pollard	St. John's	29 May 05
GAM	24.56	Nusrat Ceeseay	Lee Valley	14 Jul 12	MON	27.57	Marie Cattalano	Hyères	12 Jun 10
GBR	22.10	Kathy Cook	Los Angeles	9 Aug 84	MOZ	23.86	Maria Mutola	Langenthal	20 Jul 94
GBS	25.69	Artimiza Sá	Lisboa	11 Jun 03	MRI	23.83	Jane Thondojee	Chapel Hill	14 Apr 94
GEO	22.24	Maya Azarashvili	Kiev	16 Aug 88	MTN	27.67	Badia Kamara	Doha	25 Apr 12
GEQ‡	25.14	Teresa Mangué Eyene	Valladolid	20 Jul 14	MYA	23.38	Kay Khine Lwin	Penang	24 Sep 05
GER	21.71	Marita Koch	Karl-Marx-Stadt	10 Jun 79	NAM	23.34	Globine Mayova	Pretoria	9 Mar 13
21.71	Marita Koch	Potsdam	21 Jul 84	NCA	24.93	Marisol B. García	Cd. de Guatemala	9 Jan 86	
21.71	Heike Drechsler	Jena	29 Jun 86	NED	22.03	Dafne Schippers	Zürich	15 Aug 14	
21.71	Heike Drechsler	Stuttgart	29 Aug 86	NEP	25.00	Devi Maya Paneru	Kathmandu	28 Sep 99	
22.80	Vida Nsiah	Clumson	17 May 97	NFI	26.29	Zinta Flitten	Hastings	22 Mar 97	
GIB	25.55	Sharon Mifsud	Mariehamn	27 Jun 91	NGR	22.07	Mary Onyali	Zürich	14 Aug 96
GRE	22.67	Ekaterini Kóffa	Athína	16 Jun 96	NIG	25.09	Halima Issoufou	Niamey	29 May 05
GRN	22.67	Sherry Fletcher	Sacramento	9 Jun 07	NMI‡	24.82	Yvonne Bennett	Boise	26 Apr 13
GUA	24.50	Christa Schumann	Kobe	31 Aug 85	NOR	23.30	Ezinne Okparaebó	Florø	2 Jun 12
GUI	24.40*	Asta Dramé	Reims	15 Jul 12	23.30	Ezinne Okparaebó	London	6 Aug 12	
GUM	25.28	Regine Tugade	Cairns	10 May 15	NRU	25.50	Chrissa Lovelite Detenamó	Mata-Utu	6 Sep 13
GUY	23.33	Allani Pompey	Pátra	12 Jul 04	NZL	22.90	Monique Williams	Berlin	20 Aug 09
HAI	23.06	Marlena Wesh	Charlottesville	21 Apr 12	OMA	25.40	Shanoona Salah Al-Habsi	Manama	9 Mar 13
HKG	23.79	Wan Kin Yee	Xian	16 May 99	PAK	24.36	Sadaf Siddiqui	Lahore	23 Apr 08
HON	25.02	Heidy Palacios	Managua	16 Jun 12	PAN	23.61	Yvette Lewis	Hampton	11 Apr 15
HUN	23.06	Iréen Orosz	Budapest	29 Jul 81	PAR	24.69	Ana Camila Pirelli	Cartagena	5 Jul 13
INA	23.86	Irene Truijtte Joseph	Kuantan	17 Jul 99	PER	23.55	Carmela Bolívar	La Paz	11 Nov 78
IND	22.82	Saraswati Saha	Ludhiana	28 Aug 02	PHI	23.35	Lydia de Vega	Walnut	10 May 86
					PLE	26.90	Ghadir Mahmoud Gharouf	Al-Qähira	3 Nov 06

COUNTRY	MARK	NAME	VENUE	DATE	COUNTRY	MARK	NAME	VENUE	DATE
PLW	26.18	Ngerak Florencio	Hamilton	12 Nov 05	CAN	22.25	Angella Taylor/Issajenko	Colorado Springs	20 Jul 82 – no longer ratified by federation due to her admission of doping
PNG	23.46	Toea Wisil	Brisbane	10 Mar 12	GUI				Dramé transferred to GUI from March 2010
POL	22.13	Ewa Kasprzyk	Moskva	8 Jul 86	LUX				Hess has dual citizenship of Luxembourg and Switzerland
POR	22.88	Lucrecia Jardim	Atlanta	31 Jul 96	TTO				22.36 Baptiste Port-of-Spain 23 Jun 13 – annulled because of doping violation
PRK	25.10	Kim Chun Hwa	Pyongyang	17 Oct 91					
PUR	22.23	Carol Rodríguez	Provo	27 May 06					
PYF	24.60	Albertine An	Colombes	8 Jul 87					
QAT	26.74	Noor Hussain Al-Malki	Muscat	24 Feb 12					
ROU	22.35	Ionela Tirlea	Doha	13 May 99					
RSA	22.06	Evette de Klerk	Pietersburg	8 Apr 89					
RUS	21.87	Irina Privalova	Monaco	25 Jul 95					
RWA	26.76	Sophie Kanakuzé	Nairobi	31 Jul 10					
SAM	24.99	Talava Tavui	Stanford	31 Mar 06					
SEN	22.64	Aïda Diop	Cd. de México	1 Jul 00					
SEY	24.67	Joanna Hoareau	Johannesburg	17 Sep 99					
SIN	23.60	Shanti Veronica Pereira	Singapore	10 Jun 15					
SKN	22.68	Virgil Hodge	Des Moines	25 May 07					
SLE	23.83	Hafsatu Kamara	Northridge	10 May 13					
SLO	22.72	Merlene Ottey	Athina	23 Aug 04					
SMR	24.94	Martina Pretelli	Schaan	3 Jun 11					
	24.94	Martina Pretelli	Schaan	4 Jun 11					
SOL	26.35	Liza Flory	Pune	15 Oct 08					
SOM	28.43	Fowizia Ibrahim Jilalow	Athina	18 Jul 86					
SRB	23.28	Marina Filipović	Bari	17 Jun 97					
SRI	22.28	Susanthika Jayasinghe	Sydney	28 Sep 00					
STP	24.33	Glória Diogo Santo	Salamanca	8 Jul 09					
SUD	23.75	Nawal El Jack	Khartoum	21 May 09					
SUI	22.83	Mujinga Kambundji	Zürich	15 Aug 14					
SUR	23.47	Kirsten Nieuwendam	State College	4 May 12					
SVK	23.06	Lucia Ivanová	Praha	31 May 03					
SWE	22.82	Linda Haglund	Sittard	1 Jul 79					
SWZ	23.79	Phumlile Ndzinisa	Marrakech	13 Aug 14					
SYR	23.78	Ghada Shouaa	Götzis	25 May 96					
TAN	23.92	Nzaeli Kyomo	Dakar	2 Aug 79					
TGA	24.51	Latai Sikuvea	Cairns	11 Dec 04					
THA	23.30	Supavadee Khawpeak	Kuala Lumpur	15 Sep 01					
TJK	23.98	Vladislava Ovcharenko	Almaty	1 Jul 12					
TKM	23.70	Alyona Litvinova	Almaty	8 Jun 08					
TKS	25.14	Akia Guerrier	Basseterre	5 Apr 15					
TLS	28.30	Jesalina de Jesus Guterres	Darwin	20 May 01					
TOG‡	24.49	Sandrine Thiébaud-Kangni	Lomé	14 May 06					
TPE	22.56	Wang Hui-Chen	Yilain	30 Oct 92					
TTO*	22.60	Kelly-Ann Baptiste	Belem	24 May 09					
TUN	23.95	Awatef Benhassine	Ninove	27 Jul 02					
TUR	22.71	Nora Güner	Izmir	12 May 02					
TUV	28.75	Asenate Manoa	Nikao	25 Sep 09					
UAE	27.93	Maryam Shah Murad	Manama	9 Mar 13					
UGA	23.46	Justine Baintye	Khartoum	24 May 07					
UKR	22.17	Zhanna Pintusevich	Monachil	9 Jul 97					
URU	23.78	Claudia Acerenza	Cd. de México	23 Jul 88					
USA	21.34	Florence Griffith Joyner	Seoul	29 Sep 88					
UZB	22.27	Elvira Barbashina	Moskva	8 Jul 86					
VAN	24.85	Mary Estelle Kapalu	Pirae	22 Aug 95					
VEN	22.53	Nercely Soto	Caracas	12 May 12					
VIE	23.27	Vu Thi Huong	Da Nang	29 Dec 10					
VIN	22.80	Natasha Mayers	Baton Rouge	29 May 02					
YEM	27.53	Fatima Suleiman Al-Dahman	Al-Qâhira	24 Nov 07					
ZAM	23.35	Mupopo Kabange	Lusaka	27 Sep 14					
ZIM	23.23	Winnet Dube	Pretoria	4 Apr 03					

Superior (or identical) indoor bests not ratified by federation as absolute records (‡)

AUT	22.70	Karin Mayr	Wien	2 Mar 02
GEQ	25.05	Teressa Mangue Eyene	Valencia	9 Mar 14
ISL	23.79	Silja Úlfarsdóttir	Fayetteville	12 Mar 04
NMI	24.69	Yvonne Bennett	Nampa	8 Feb 13
TOG	24.34	Sandrine Thiébaud-Kangni	Reims	15 Feb 03

Notes (*)

ALB Doubtful timing, alternative best – 23.55 Shaka Göteborg 10 Aug 06

400 Metres

AFG‡			See indoor footnote						
AIA	57.75	Shyronne Hughes	St. Charles	1 May 99					
ALB	52.86	Klodiana Shala	Göteborg	8 Aug 06					
ALG	52.98	Zahra Bouras	Rehlingen	1 Jun 09					
AND‡	60.07	Carme Domenjó	Barcelona	13 Aug 00					
ANG	55.34	Guilhermina Cruz	Stuttgart	15 Aug 93					
ANT	52.49	Afia Charles	Houston	12 May 13					
ARG	52.50	Alga Conte	Buenos Aires	22 Mar 97					
ARM	53.48	Amaliya Sharoyan	Sochi	28 May 15					
ARU	57.78	Jelissa Nedd	Willemstad	8 Jul 11					
ASA	67.14	Afega Fetaiai	Apia	11 Sep 83					
AUS	48.63	Cathy Freeman	Atlanta	29 Jul 96					
AUT	50.62	Karoline Käfer	Klagenfurt	18 Jun 77					
AZE	55.97	Shafa Mammadova	Baku	21 Jun 15					
BAH	49.07	Tonique Darling	Berlin	12 Sep 04					
BAN	55.46	Nazmun Nahar Beauty	Islamabad	5 Apr 04					
BAR	51.04	Lorna Forde	Los Angeles (W)	10 Jun 78					
BDI	56.52	Spéciose Gakobwa	Quimper	19 May 02					
BEL	51.45	Kim Gevaert	Gent	8 May 05					
BEN	51.47	Fabiënne Féraez	Roma	14 Jul 06					
BER	53.30	Debbie Jones	Montréal	27 Jun 76					
BHU	68.2	Khandu Lhamo	Phuntsholing	12 Dec 01					
BIH	54.28	Dijana Kojić	Komotini	24 Jul 99					
BIZ	53.37	Mera Belisle	Princeton	19 May 01					
BLR	50.31	Iлона Usovich	Osaka	27 Aug 07					
BOL	55.23	Daysi Ugarte	Sucre	22 Nov 09					
BOT	49.33	Amantle Montsho	Monaco	19 Jul 13					
BRA	50.62	Maria Magnólia S. Figueiredo	Rovereto	21 Aug 90					
BRN	51.11	Kemi Adekoya	Incheon	27 Sep 14					
BRU	59.20	Maziah binti Mahusin	Bandar Labuan	8 Dec 14					
BUL	49.53	Vanya Stambolova	Rieti	27 Aug 06					
BUR	53.81	Aïssata Soulama	Bamako	6 Apr 05					
CAF	54.61	Emmanuelle Kogalama	St. Étienne	30 Jun 01					
CAM	63.56	Seyha Chan	Jakarta	17 Jun 11					
CAN	49.91	Marita Payne	Los Angeles	6 Aug 84					
	49.91	Jillian Richardson	Seoul	25 Sep 88					
CAY	52.18	Cydnie Mothersill	Ponce	16 May 09					
CGO	54.31	Natacha Ngoye Akamabi	Porto Novo	27 Jun 12					
CHA	50.38	Kaltouma Nadjina	Edmonton	6 Aug 01					
CHI	53.49	María Fernanda Mackenna	Santiago/CHI	14 Mar 14					
CHN	49.81	Ma Yuqin	Beijing	11 Sep 93					
CIV	52.04	Célestine N'Drin	Seoul	24 Sep 88					
CMR	50.69	Mireille Nguimbo	La Chaux-de-Fonds	13 Aug 00					
COD	55.82	Kungu Bakombo	Nairobi	7 Aug 87					
COK	61.65	Attina Sawtell	Apia	13 Sep 83					
COL	49.64	Ximena Restrepo	Barcelona	5 Aug 92					
COM	55.91	Salhate Djarmalidine	Radès	28 Jun 03					
CPV	54.50	Vera Barbosa	Osaka	9 May 09					
CRC	52.57	Zoila Rosa Stewart	Ponce	25 Nov 93					
CRO	50.78	Danijela Grigić	Beijing	17 Aug 06					
CUB	49.61	Ana Quirot	La Habana	5 Aug 91					
CYP	52.02	Dora Kyriakou	Bari	17 Jun 97					
CZE	47.99	Jarmila Kratochvílová	Helsinki	10 Aug 83					
DEN‡	52.84	Rikke Rønholt	Århus	6 Jul 06					
DJI	63.84	Souhrai Al Mohamed	Porto Novo	27 Jun 12					
DMA	53.40	Dawn Williams	Jonesboro	13 Apr 96					
DOM	52.33	Raysa Sánchez	Medellín	28 Apr 12					
ECU	53.15	Lucy Jaramillo	Cuenca	31 May 12					
EGY	53.38	Karima Miskin Saad	Istanbul	15 Jul 95					
ERI	54.99	Nazret Weldu Ghebrehwet	Khartoum	24 May 07					
ESA	54.72	Verónica Quijano	Cd. de Guatemala	29 Nov 01					

COUNTRY	MARK	NAME	VENUE	DATE	COUNTRY	MARK	NAME	VENUE	DATE
ESP	49.67	Sandra Myers	Oslo	6 Jul 91	MLT	54.29	Tanya Blake	Eagle Rock	8 May 04
EST	51.91	Egle Uljas	Athína	21 Aug 04	MNE	56.47	Danijela Srdanović	Beograd	4 Jul 92
ETH	52.09	Fantu Magiso	Gaborone	13 May 11	MNT	68.96	Janet Turner	The Valley	22 May 11
FIJ	51.89	Makelesi Bulikiobio	Brisbane	26 Jun 04	MON	60.58	Marie-Cécile Rivetta	Nicosia	20 May 89
FIN	50.14	Riitta Salin	Roma	4 Sep 74	MOZ	51.37	Maria Mutola	Monaco	2 Aug 94
FRA	48.25	Marie-José Pérec	Atlanta	29 Jul 96	MRI	54.62	Sandra Govinden	Belle Vue	25 Jun 92
FSM	64.41	Adiriana Jack	Tumon	5 Aug 75	MTN	69.6	Khoury Keita	Nouakchott	8 May 08
GAB	56.73	Marlyse N'Sourou Menene	Avellino	13 Jun 07	MYA	52.69	Yin Yin Khine	Manila	29 Nov 05
GAM	55.32	Adama Njie	Bakau	12 May 01	NAM	51.24	Tijepkapora Herunga	Pretoria	4 May 12
GBR	49.41	Christine Ohuruogu	Moskva	12 Aug 13	NCA	55.89	Xiomara Larios	La Habana	24 May 80
GBS*	57.02	Artimiza Sá	Guarda	5 Jul 03	NED	51.35	Ester Goossens	Malmö	6 Jun 98
GEO	52.13	Maya Azarashvili	Leningrad	11 Jun 88	NEP	59.90	Pramila Rijal	Dhaka	6 Feb 10
GEQ	56.37	Frida Pilar Ondo Mbang	Madrid	20 Jul 03	NFI	62.54	April Quintal	Suva	1 Sep 79
GER	47.60	Marita Koch	Canberra	6 Oct 85	NGR	49.10	Faillat Ogunkoya	Atlanta	29 Jul 96
GHA	52.08	Mercy Addy	Lagos	17 Aug 89	NIG	57.16	Mariamah Mahamadou Iltatou	Ouagadougou	3 Jul 14
GIB	57.66	Sharon Mifsud	Mariehamn	25 Jun 91	NMI	56.24	Yvonne Bennett	Ogden	13 Apr 13
GRE	50.56	Fani Halkiá	Berlin	12 Sep 04	NOR	52.45	Sølvi Olsen	Fana	4 Aug 91
GRN	50.64	Hazel-Ann Regis	Oxford, MS	16 May 04	NRU	66.80	Trudy Duburiya	Koror	6 Aug 98
GUA	55.64	Patricia Meigham	Los Angeles	4 Aug 84	NZL	51.60	Kim Robertson	Christchurch	19 Jan 80
GUI	54.50	Asta Dramé	Aix-les-Bains	20 May 12	OMA	63.78	Shanoona Salah Al-Habsi	Debreccen	23 Jul 11
GUM	60.12	Naomi Blaz	Apia	23 Jun 11	PAK	55.02	Erum Khanum	Madras	23 Dec 95
GUY	50.71	Aliann Pompey	Berlin	16 Aug 09	PAN	54.24	Irina Ambulo	Nassau	25 Aug 84
HAI	51.23	Marlena Wesh	Irapuato	7 Jul 12	PAR	56.94	Ana Camila Pirelli	Asunción	13 Jul 13
HKG	55.03	Wan Kin Yee	Zhuhai	20 Mar 99	PER	54.63	Maitte Torres	Lima	24 Apr 15
HON	55.24	Heidy Palacios	Managua	17 Jun 12	PHI	54.18	Zion Corrales-Nelson	Langley	30 May 14
HUN*	51.50	Ilona Pál	Budapest	11 Aug 80	PLE	69.69	Maram Kabakail	Latakia	18 Aug 92
INA	55.08	Emma Tahapary	Jakarta	28 Sep 85	PLW	59.31	Christina Wicker	Oak Harbor	13 May 11
IND	51.05	Manjeet Kaur	Chennai	16 Jun 04	PNG	53.19	Toea Wisil	Gold Coast	14 Aug 10
IRI	52.95	Maryam Toosi	Bangkok	8 May 12	POL	49.28	Irena Szewińska	Montréal	29 Jul 76
IRL	50.73	Joanne Cuddihy	Osaka	27 Aug 07	POR	51.92	Maria Carmo Tavares	Palma de Mallorca	12 Jul 99
IRQ	53.44	Kolestane Mahmoud Ieso	Guangzhou	21 Nov 10	PRK	56.23	Chi Jong Ok	Pyongyang	15 Oct 91
ISL	52.83	Gudrún Arnardóttir	London	17 Aug 97	PUR	51.39	Carol Rodriguez	Los Angeles (W)	3 May 08
ISR	52.06	Anna Tkach	Paris (St. Denis)	24 Aug 03	PYF	57.39	Cécile Tiatia	Pirae	30 May 04
ISV	51.47	LaVerne Jones	Lawrence	21 Apr 07	QAT	61.92	Jyothi Janardhanan	Doha	23 Apr 09
ITA	50.30	Libania Grenot	Pescara	2 Jul 09	ROU	49.88	Ionela Tirlea	Palma de Mallorca	12 Jul 99
IVB	52.35	Chantel Malone	Austin	1 May 10	RSA	50.05	Heide Seyerling	Sydney	25 Sep 00
JAM	49.30	Lorraine Fenton	Monaco	19 Jul 02	RUS	49.11	Olga Nazarova	Seoul	25 Sep 88
JOR	59.00	Rania Shoukri Al-Qebali	Amman	27 Aug 08	RWA	58.26	Épiphanie Uwintije	Alger	18 Jul 07
JPN	51.75	Asami Tanno	Fukuroi	3 May 08	SAM	56.32	Kim Peterson	Auckland	10 Feb 90
KAZ	50.68	Tatyana Roslanova	Almaty	5 Jun 04	SEN	49.86	Ami Mbacké Thiam	Edmonton	7 Aug 01
KEN	51.56	Ruth Waithera	Los Angeles	6 Aug 84	SEY	57.05	Miranda Francourt	LaGrange	4 Apr 93
	51.56	Joyce Zakari	Abuja	18 Jul 09	SIN	55.08	Chee Swee Lee	Tehran	15 Sep 74
KGZ	51.80	Mariya Kulchunova	Kiev	24 Jun 76	SKN	50.83	Tiandra Panteen	Sacramento	11 Jun 05
KIR	67.01	Kaingaua David	Cairns	23 Sep 10	SLE	53.86	Catherine Eke	Walnut	18 Apr 14
KOR	53.67	Lee Yun-Kyung	Taebaek	12 Aug 03	SLO	52.02	Brigita Langerholc	Ljubljana	14 Aug 00
KOS	54.64	Vijona Kryeziu	Oordegem	23 May 15	SMR	59.44	Martina Pirelli	Tbilisi	21 Jun 14
KUW	61.32	Dana Yousef Al-Nasrallah	Adrien	14 Apr 12	SOL	60.27	Pauline Kwalea	Apia	5 Sep 07
LAO	60.42	Boudsay Vongdala	Udomxay	15 Dec 14	SOM	64.89	Jamad Ismail Abdi	Nairobi	7 Aug 87
LAT	50.71	Vineta Ikauniece	Moskva	4 Sep 88	SRB*	52.88	Marian Filipović	Athina	28 Jun 97
LBA	58.44	Najla Aqdeir Ali Salem	Cesano Maderno	11 Apr 15	SRI	51.05	Damayanthi Dharsha	Jakarta	30 Aug 00
LBR	51.55	Kia Davis	Ponce	17 May 08	SSD	61.72	Margret Rumat Hassan	Nanjing	23 Aug 14
LCA	52.21	Vernetta Lesforis	Bridgetown	25 Jun 99	STP	56.15	Severina Cravid	Funchal	12 Jul 97
LES	56.69	Sekonyela Pulane	Harare	2 May 01	SUD	51.19	Nawal El Jack	Marrakech	15 Jul 05
LIB	53.43	Gretta Taslakian	Pune	4 Jul 13	SUI	51.32	Anita Protti	Lausanne	19 Sep 90
LIE	54.47	Maria Ritter	Zürich	20 Aug 78	SUR	52.01	Letitia Vriesde	Papendal	12 Jul 97
LTU	51.12	Dalia Matuszevičienė	Kiev	22 Jun 84	SVK	51.98	Jozefina Čerčanlová	Edinburgh	27 Jul 74
LUX	54.05	Frédérique Hansen	Rieti	18 Jul 13	SWE	51.13	Moa Hjelmer	Helsinki	29 Jun 12
MAC	57.07	Leong Ka Man	Incheon	27 Sep 14	SWZ	53.36	Phumille Ndzinisa	Marrakech	11 Aug 14
MAD	52.05	Ony Paule Ratsimbazafy	Paris	19 Jul 98	SYR	53.55	Ghofrane Al-Mohamed	Alger	10 Sep 06
MAR	51.67	Nezha Bidouane	Berlin	1 Sep 98	TAN	54.99	Leticia Athanas	Nairobi	7 Aug 87
MAS	52.56	Rabia Abdul Salam	Manila	3 Dec 93	TGA	57.98	Vasa Tulahe	Sydney	30 Jan 94
MAW	54.20	Ambwene Simukonda	London	3 Aug 12	THA	52.60	Noodang Pimphoo	Singapore	14 Jun 93
MDA	52.00	Olesea Cojohari	București	15 Jun 12	TJK	56.84	Olga Gerassimova	Dushanbe	18 Nov 05
MDV	60.33	Mirfath Ahmed	New Delhi	6 Oct 10	TKM	52.10	Alyona Petrova	Almaty	24 Jun 01
MEX	48.89	Ana Guevara	Paris (St. Denis)	27 Aug 03	TKS	57.85	Akia Guerrier	Basseterre	3 Apr 15
MGL	57.53	Batgerel Munguntuya	Beijing	22 May 08	TLS	59.48	Odete Belo	Jakarta	15 Sep 96
MHL	58.96	Haley Nemra	Cairns	28 Jun 12	TOG	52.50	Sandrine Thiébaud-Kangni	Paris (St. Denis)	24 Aug 03
MKD	53.77	Elizabeta Božinovska	Nova Gorica	14 Jun 83	TPE	52.74	Chi Cheng	Stockholm	29 Jul 70
MLI	52.81	Djénébou Danté	Reims	26 Jun 15					

COUNTRY	MARK	NAME	VENUE	DATE	COUNTRY	MARK	NAME	VENUE	DATE
TTO	51.83	Janeil Bellille	Port-of-Spain	21 Jun 14	CHA	2:11.15	Kaltouma Nadjina	Walnut	15 Apr 00
TUN	52.22	Awatef Benhassine	Radès	8 Aug 02	CHI	2:00.20	Alejandra Ramos	Jerez	3 Sep 90
TUR	51.53	Pinar Saka	Ankara	30 Jul 11	CHN	1:55.54	Liu Dong	Beijing	9 Sep 93
TUV	71.71	Asenate Manoa	Mata-Utu	4 Sep 13	CIV	2:02.99	Célestine N'Drin	Durham	30 May 90
UAE	56.92	Bethlem Desalegn	Muscat	13 Mar 15	CMR	2:03.9	Stéphanie Zanga	Yaoundé	9 Jun 01
UGA	52.48	Justine Bayigga	Khartoum	26 May 08	COD	2:06.17	Noëly Biche Mankatu	Paris (St. Denis)	23 Jul 04
UKR	48.27	Olga Vlyadykha	Canberra	6 Oct 85	COK	2:17.06	Attina Sawtell	Avarau	3 Aug 85
URU	52.53	Déborah Rodríguez	Montevideo	3 Oct 14	COL	1:59.38	Rosibel García	Beijing	16 Aug 08
USA	48.70	Sanya Richards	Athina	16 Sep 06	COM	2:10.53	Salhate Djamalidine	Montgeron	14 May 06
UZB	50.52	Marina Shmonina	Kiev	6 Jul 90	CPV	2:17.9	Carla Rodrigues	Lisboa	18 Jun 02
VAN	53.92	Mary Estelle Kapalu	Göteborg	5 Aug 95	CRC	2:05.98	Maureen Stewart	San Juan	5 Jun 88
VEN	51.94	Nercely Soto	Trujillo	26 Nov 13	CRO	1:56.51	Slobodanka Čolović	Beograd	17 Jun 87
VIE	51.83	Nguyen Thi Tinh	Hanoi	8 Dec 03	CUB	1:54.44	Ana Quirot	Barcelona	9 Sep 89
VIN	51.23	Kineke Alexander	San Marcos	26 Apr 14	CYP	2:02.36	Natalia Evangelidou	Oordegem	23 May 15
YEM	65.22	Fatima Suleiman Al-Dahman	Amman	10 Oct 08	CZE	1:53.28	Jarmila Kratochvilová	München	26 Jul 83
ZAM	50.87	Mupopo Kabange	Marrakech	13 Sep 14	DEN	2:00.97	Karen Gydesen	Helsinki	29 Jun 94
ZIM	53.09	Larissa Bakasa	College Station	29 May 04	DJI	2:24.2	Souhra Ali Mohamed	Ali Sabieh	30 May 13
<i>Superior indoor bests not ratified by federation as absolute records (‡)</i>									
AFG	73.37	Somayah Rezaei	Tehran	15 Feb 13	DMA	1:59.06	Dawn Williams	Atlanta	27 Jul 96
AND	59.83	Sandra Vidal	Vilafranca del Penedès	2 Feb 97	DOM	2:03.61	Alexis Panisse	Jacksonville	30 May 14
DEN	52.83	Sara Petersen	Bærum	14 Feb 15	ECU	2:06.90	Mercy Colorado	Mar del Plata	6 Apr 97
Notes (*)									
GBS	<i>Artimiza Sá transferred to Portugal in 2005</i>								
HUN	<i>51.50 Barbara Peträhn Xalapa 12 May 06 – not ratified due to missing doping control</i>								
SRB	<i>52.81 Jovana Miljković Beograd 22 Jun 02 – not ratified as she competed for a Montenegrin club</i>								
800 Metres									
AFG*	2:38.28	Mehrangiz Bijanpoor	Oslo	19 Aug 07	GBR	1:56.21	Kelly Holmes	Monaco	9 Sep 95
AIA	2:19.72	Jonicia Richardson	Fort-de-France	21 Apr 14	GBS	2:13.59	Anhel Alberta Capé	Braga	16 Jul 00
ALB	2:01.31	Luiza Gega	Tbilisi	21 Jun 14	GE0	2:05.8	Yelena Shapovalova	Tbilisi	12 May 83
ALG	1:58.72	Hassiba Boulmerka	Roma	17 Jul 91	GEQ	2:15.72	Emilia Mikue Ondo	Osaka	25 Aug 07
AND	2:13.04	Natalia Gallego	Castres	11 Aug 07	GER	1:55.26	Sigrun Wodars	Roma	31 Aug 87
ANG	2:06.53	Lillian Silva	Luso	15 Jun 06	GHA	1:59.60	Akosua Serwah	Roma	2 Jul 04
ANT	2:06.36	Charmaine Thomas	Bloomington	13 May 95	GIB	2:15.56	Kim Baglietto	Mariehamn	3 Jul 09
ARG	2:02.88	Marta Orellana	Mar del Plata	24 Mar 95	GRE	1:59.79	María Papadopoulou	Athina	14 Jun 05
ARM	2:04.0	Tsovik Grigorian	Tbilisi	15 Oct 87	GRN	1:59.60	Neisha Bernard-Thomas	Kingston	1 May 10
ARU	2:30.59	Anyá Montilla	Willemstad	19 Jun 04	GUA	2:08.7	Ana Lucía Hurtado	Cd. de Guatemala	17 May 01
ASA	2:39.11	Paula Stevenson	Nouméa	10 Dec 87	GUI	2:14.97	Aïssata Bangoura	Casablanca	13 Jul 89
AUS	1:59.0	Charlene Rendina	Melbourne	28 Feb 76	GUM	2:18.53	Amy Atkinson	London	8 Aug 12
AUT‡	1:56.64	Stephanie Graf	Sydney	25 Sep 00	GUY	1:59.47	Marian Burnett	Stanford	31 May 04
AZE	2:02.50	Anastasiya Komarova	Baku	22 Jun 15	HAI	2:04.26	Genou Étienne	Greensboro	27 May 06
BAH	2:04.82	Vernetta Rolle	Atlanta	23 May 98	HKG	2:11.92	Li Yin Yee	Hongkong	3 Nov 96
BAN	2:13.3	Sharmila Ray Chakma	Dhaka	22 Dec 85	HON	2:22.4	Olga M. Zepeda	San José/CRC	22 Jul 89
BAR	2:03.59	Sheena Gooding	Nassau	11 Jul 05	HUN	1:59.46	Judit Varga	Ostrava	12 Jun 03
BDI	1:56.59	Francine Niyonsaba	Bruxelles	7 Sep 12	INA	2:06.11	Esther Sumah	Singapore	16 Jun 93
BEL	1:58.31	Sandra Stals	Hechtel	1 Aug 98	IND	1:59.17	Tintu Luka	Split	4 Sep 10
BEN	2:00.51	Noëlie Yariço	Ninove	2 Aug 14	IRI‡	2:12.81	Mina Poorseifi	Almaty	14 Sep 06
BER	2:04.40	Tamika Williams	Stanford	30 Apr 04	IRL	2:00.58	Rose-Ann Galligan	London	26 Jul 13
BHU	2:53.4	Tenzin Yangdan	Phuntsholing	21 Jan 03	IRQ	2:04.92	Eiman Sabeeh Hussain	Casablanca	5 Aug 85
BIH	2:03.02	Biba Kajan	Zagreb	22 Jun 85	ISL	2:00.49	Anita Hinriksdóttir	Mannheim	30 Jun 13
BIZ	2:05.33	Sharette Garcia	Irvine	25 Apr 92	ISR	2:04.05	Edna Lankri	La Chaux-de-Fonds	8 Aug 93
BLR	1:56.1	Ravilya Agletdinova	Podolsk	21 Aug 82	ISV	2:08.43	Ninfa Barnard	Atlanta	11 May 13
BOL	2:03.98	Niusha Mansilla	Ambato	15 Sep 01	ITA	1:57.66	Gabriella Dorio	Pisa	5 Jul 80
BOT	2:05.32	Tshotlego Morama	Germiston	9 Jun 02	IVB	2:06.64	Samantha John	Port-of-Spain	2 Aug 09
BRA	1:58.27	Luciana Paula Mendes	Hechtel	30 Jul 94	JAM	1:57.88	Kenia Sinclair	Réthymno	21 Jul 06
BRN	1:57.80	Maryam Yusuf Jamal	Zürich	29 Aug 08	JOR	2:11.39	Alia Al-Matari	Al-Qähira	27 Aug 95
BRU	2:27.5	Noorhanani Hj Abd Hamid	B. S. Begawan	7 Aug 94	JPN	2:00.45	Miho Sugimori	Tokyo	5 Jun 05
BUL	1:55.42	Nikolina Shtereva	Montréal	26 Jul 76	KAZ	1:56.0	Valentina Gerasimova	Kiev	12 Jun 76
BUR	2:13.30	Honorine Yaméogo	Ouagadougou	20 Jul 03	KEN	1:54.01	Pamela Jelimo	Zürich	29 Aug 08
CAF	2:12.43	Brigitte Nganaye	Al-Qähira	22 Sep 91	KGZ	1:58.85	Lyudmila Derevyankina	Kiev	30 Jul 88
CAM	2:17.86	Sem Sophanara	Moskva	7 Jun 87	KIR	2:38.3	Ruute Keakea	Bairiki	9 Jul 99
CAN	1:58.39	Diane Cummins	Rieti	2 Sep 01	KOR	2:04.12	Huh Yeon-Jung	Kawasaki	19 Sep 10
CAY	2:16.24	Sandra Wellington	Bridgetown	9 Apr 85	KOS*	2:12.47	Vijona Kryeziu	Lokeren	25 May 15
CGO	2:04.08	Léontine Tsiba	Sydney	22 Sep 00	KSA	2:44.95	Sarah Attar	London	8 Aug 12

COUNTRY	MARK	NAME	VENUE	DATE	COUNTRY	MARK	NAME	VENUE	DATE
KUW	2:09.91	Dana Yousef Al-Nasrallah	Columbus, OH	2 May 15	SOL	2:19.94	Dorothy Daonanita	Auckland	24 Feb 94
LAO	2:26.2	Koodkeo Muenkod	Vientiane	12 Oct 09	SOM	2:22.1	Qaali Haagi Aden	Mogadiscio	6 Sep 79
LAT	1:58.64	Marita Árente	Moskva	19 Jul 84	SRB	1:59.90	Amela Terzić	Stara Zagora	20 Jun 15
LBA	2:14.55	Najla Aqdeir Ali Salem	Brusto Arsizio	28 Jun 15	SRI	2:03.85	Sriyani Dhammika Menike	Barcelona	31 Jul 92
LBR	2:01.89	Fatimoh Muhammad	Sacramento	9 Jun 07	STP	2:09.38	Euridice Semedo Borges	Alger	13 Jul 00
LCA	2:06.30	Augustina Charles	Bridgetown	26 Jun 99	SUD	2:02.42	Muna Jabir Ahmed Adam	Rabat	23 May 09
LES	2:09.80	Moleboheng Mafata	Maputo	30 Apr 04	SUI	1:58.90	Sandra Gasser	Berlin	21 Aug 87
LIB	2:11.49	Sara Traboulsi	Beyrouth	25 Jul 13	SVK	1:56.68	Letitia Vriesde	Göteborg	13 Aug 95
LIE	2:02.82	Maria Rittler	Koblenz	27 Aug 80	SUR	1:58.37	Gabriela Sedláková	Berlin	21 Aug 87
LTU	1:56.7	Dalia Matusевичienė	Kiev	25 Jun 88	SWE	1:59.20	Abeba Aregawi	Hengelo	8 Jun 13
LUX	2:01.77	Charline Mathias	Baku	21 Jun 15	SWZ	2:11.48	Bongiwé Mndzebele	Germiston	9 Jun 02
MAC	2:20.63	Leong Ka Man	Beograd	7 Jul 09	SYR	2:10.3	Hala el Moughrabi	Damascus	25 Jun 87
MAD	2:02.87	Fanjanteino Félix	Albertville	10 Jul 08	TAN	1:59.58	Lwiza John	Yokohama	9 Sep 00
MAR	1:56.43	Hasna Benhassi	Athína	23 Aug 04	TGA	2:14.07	Vasa Tulahe	Pirae	22 Aug 95
MAS	2:07.44	Josephine Mary Singaray	Seoul	30 Sep 86	THA	2:03.46	Sasithorn Chantanuhong	Jakarta	26 Sep 85
MAW	2:09.16	Gertrude Banda	Abuja	14 Oct 03	TJK	2:01.8	Alla Libutina	Tashkent	30 May 82
MDA	1:59.3	Lyubov Ivanova	Podolsk	12 Aug 78	TKM	2:06.84	Svetlana Sots	Donetsk	7 Sep 84
MDV	2:28.00	Aishath Reesha	Berlin	16 Aug 09	TKS	2:22.01	Sally Gonzales	Nassau	1 Apr 02
MEX	2:01.12	Ana Guevara	Maracaibo	19 Aug 98	TLS	2:08.07	Jeseltina	Bali	26 Jan 91
MGL	2:10.5	Chulunkhuu Shinetseseg	Ulan Ude	4/5 Jul 09	TOG	2:07.29	Sandrine Thiébaud-Kangni	Tomblaine	21 Jul 06
MHL	2:13.83	Haley Nemra	Pasco	23 May 08	TPE	2:04.74	Li Ya-Hui	Fukuoka	21 Jul 98
MKD	2:09.8	Elizabeta Božinovska	Skopje	17 May 81	TTO	2:02.27	Melissa de Leon	Atlanta	14 May 05
MLI	2:05.38	Matata Sanogo	Paris (St. Denis)	8 Jul 06	TUN	2:00.70	Abir Nakhli	Namur	26 Jul 02
MLT	1:59.56	Tanya Blake	Eugene	24 May 03	TUR	2:00.23	Merve Aydin	Minsk	12 Jun 12
MNE	2:10.34	Sladana Perunović	Berane	11 Jul 12	TUV	2:43.4	Milneta Lepeni	Suva	8/9 Jul 05
MNT	2:31.5	Estelle Furlonge	Road Town	5 Jul 92	UAE	2:06.81	Beethem Desalegn	Sollentuna	5 Aug 10
MON	2:23.17	Marie-Cécile Rivetta	Nicosia	18 May 89	UGA	1:58.63	Winnie Nanyondo	Monaco	18 Jul 14
MOZ	1:55.19	Maria Mutola	Zürich	17 Aug 94	UKR	1:53.43	Nadezhda Olizarenko	Moskva	27 Jul 80
MRI	2:03.62	Sheila Seebaluck	Sarreguemines	2 Jul 88	URU	2:01.46	Déborah Rodríguez	Lima	14 Jun 15
MTN	2:27.97	Aichetou Bilal Fall	London	8 Aug 12	USA	1:56.40	Jearl Miles-Clark	Zürich	11 Aug 99
MYA	2:01.8	Myint Myint Aye	Yangon	13 Feb 05	UZB	1:56.21	Zamira Zaytseva	Leningrad	27 Jul 83
NAM	1:59.15	Agnes Samaria	Manchester	29 Jul 02	VAN	2:13.69	Mary Estelle Kapalu	Pirae	22 Aug 95
NCA	2:07.1	Xiomara Larios	Santiago/CUB	6 Jun 80	VEN	2:04.93	Yenny Mejias	Cali	24 Jul 05
NED	1:55.54	Ellen van Langen	Barcelona	3 Aug 92	VIE	2:00.91	Truong Thanh Hang	Guangzhou	25 Nov 10
NEP	2:11.05	Raj Kumari Pandey	Islamabad	23 Oct 89	VIN	2:11.93	Bigna Samuel	San Angelo	10 Apr 93
NFI	2:26.0	Naomi Gillett	Middegate	10 Oct 92	YEM	2:36.28	Sally Ahmad Hanif	Aleppo	23 Jul 09
NGR	2:02.04	Grace Ebor	Abuja	15 Oct 03	ZAM	2:05.57	Elizet Banda	Beijing	16 Aug 06
NIG	2:12.8	Ramatoulaye Moumouni	Grasse	11 Jul 80	ZIM	2:00.49	Julia Sakara	Kuala Lumpur	18 Sep 98
NMI	2:29.70	Jennybree Tollestrup	Santa Rita	3 Jul 99	<i>Superior indoor bests not ratified by federation as absolute records (#)</i>				
NOR	1:59.82	Ingvill Måkestad Bovim	Zagreb	1 Sep 10	AUT	1:55.85	Stephanie Graf	Wien	3 Mar 02
NRU*	2:47.3	Damaris Porte	Aiwo	15 May 07	IRI	2:11.38	Mina Pourseifi	Macao	31 Oct 07
NZL	1:58.25	Toni Hodgkinson	Atlanta	27 Jul 96	QAT	2:31.67	Maroua Mustapha	Doha	26 Feb 10
OMA	2:39.51	Samira Al-Harrasi	Al-Qâhira	6 May 10	Notes (*)				
PAK	2:08.04	Bushra Parveen	Colombo	26 Aug 06	<i>Bijanpoor became a Norwegian citizen on 27 Sep 07</i>				
PAN	2:01.63	Andrea Maria Ferris	Ponce	12 May 12	<i>KOS 2:11.09 Gresa Bakraci Bar 1 May 13 – actually only 2:17.09</i>				
PAR	2:06.38	Maria Caballero	Trujillo	28 Nov 13	<i>NRU 2:44.6 Tawaieta Lausaveve Meneng 12 Jun 71 – not a Nauru citizen</i>				
PER	2:07.04	Faustina Huamani	Concepción	23 Oct 99	1500 Metres				
PHI	2:07.01	Nenita Dungca	Bangkok	13 Dec 85	AFG	5:27.35	Mehrangiz Bijanpoor	Asker	3 Jun 07
PLE	2:29.0	Wesam Abdul Razak Bakheet	Al-Qâhira	2 Apr 03	AIA*	5:16.2	Julie Lake	Kingston	21 Apr 90
PLW	2:16.57	Christina Wicker	Tacoma	24 May 13	ALB	4:02.63	Luiza Gega	Doha	15 May 15
PNG	2:03.53	Salome Dell	New Delhi	10 Oct 10	ALG	3:55.30	Hasiba Boulmerka	Barcelona	8 Aug 92
POL	1:56.95	Jolanta Januchta	Budapest	11 Aug 80	AND	4:38.90	Silvia Felipo	Mataró	4 Jul 02
POR	1:58.94	Carla Sacramento	Zürich	13 Aug 97	ANG	4:20.87	Rosa Albana Saúl	Castellón	16 Jul 03
PRK	1:58.0	Shin Geum Dan	Pyongyang	5 Sep 64	ANT	4:27.51	Janil Williams	Montréal	19 Jul 00
PUR	2:01.31	Ángelita Lind	Walnut	25 Jul 84	ARG	4:14.80	Valeria Rodríguez	Mar del Plata	8 Mar 03
PYF	2:13.62	Marie-Line Marraud	Pirae	5 May 88	ARM	4:22.8	Jyudmila Artymova	Moskva	12 Jul 76
QAT‡	2:32.45	Nada Nabil Abdullah	Singapore	1 Jul 09	ARU	5:14.58	Lyndellaine Vrolijk	Vieux Fort	11 Apr 09
ROU	1:55.05	Doina Melinte	Bucureşti	1 Aug 82	ASA	5:33.80	Paula Stevenson	Nouméa	14 Dec 87
RSA	1:55.45	Caster Semenya	Berlin	19 Aug 09	AUS	4:00.93	Sarah Jamieson	Stockholm	25 Jul 06
RUS	1:54.81	Olga Mineyeva	Moskva	27 Jul 80	AUT	4:03.02	Theresia Kiesl	Atlanta	3 Aug 96
RWA	2:10.0	Christine Mukamutesi	Kigali	28 Aug 00	AZE	4:15.72	Gezhagnish Safarova	Novi Sad	24 Jul 09
SAM	2:17.60	Kim Peterson	Christchurch	1 Apr 84	BAH	4:39.09	Huzahique Rolle	East Stroudsburg	21 Apr 12
SEN	2:07.25	Raïssa Laval	La Roche-sur-Yon	23 Jul 14	BAN	4:50.3	Rawshanara Putul	Dhaka	3 Apr 09
SEY	2:13.50	Natasha Bibi	Victoria/SEY	12 Aug 11	BAR	4:32.64	Sheena Gooding	Baton Rouge	29 Mar 08
SIN	2:07.4	Chee Swee Lee	San Diego	31 May 76	BDI	4:20.95	Diane Nukuri	San Diego	17 Mar 07
SKN	2:12.9	Rosalie Pringle	Vieux Fort	22 Jun 13					
SLE	2:09.7	Melrose Mansaray	St. Maur	27 Jul 94					
SLO	1:55.19	Jolanda Čeplak	Heusden	20 Jul 02					
SMR	2:11.9	Monica Randi	Cesena	15 Sep 96					

COUNTRY	MARK	NAME	VENUE	DATE	COUNTRY	MARK	NAME	VENUE	DATE
BEL	4:05.05	Veerle Dejaeghere	Roma	12 Jul 02	IND	4:06.03	Sunita Rani	Busan	10 Oct 02
BEN	4:27.21	Noëlie Yarigo	Merksem	23 Aug 14	IRI†	4:27.73	Leila Ebrahimi	Guangzhou	23 Nov 10
BER	4:10.48	Ashley Couper	Melbourne	21 Mar 06	IRL	3:58.85	Sonia O'Sullivan	Monaco	25 Jul 95
BHU	5:21.3	Tandin Pema	Phuntsholing	22 Dec 02	IRQ	4:23.5	Maisaa Hussein Matrood	Baghdad	15 May 95
BIH	4:12.19	Marica Mršić	Nova Gorica	14 Jun 83	ISL	4:14.94	Ragnheiður Ólafsdóttir	Des Moines	25 Apr 87
BIZ	4:29.29	Sharette García	Walnut	17 Apr 92	ISR	4:14.18	Edna Lankri	Stockholm	5 Jul 93
BLR	3:58.40	Raviya Agletdinova	Moskva	18 Aug 85	ISV	4:37.41	Ninfa Barnard	San Marcos	28 Mar 14
BOL	4:16.64	Niusha Mansilla	Sevilla	7 Jun 03	ITA	3:58.65	Gabriella Dorio	Tirrenia	25 Aug 82
BOT	4:22.08	Onneile Dintwe	Port Elizabeth	20 Feb 09	IVB	4:50.50	Lakeisha Warner	Road Town	20 Mar 12
BRA	4:07.30	Juliana Gomes dos Santos	San Fernando	5 Jun 10	JAM	4:01.84	Yvonne Graham	Monaco	25 Jul 95
BRN	3:56.18	Maryam Yusuf Jamal	Rieti	27 Aug 06	JOR	4:37.16	Khadija Al-Matari	Al-Kuwait	9 Nov 83
BRU	5:08.08	Ho Kui Hui	Kuching	19 Jul 86	JPN	4:07.86	Yuriko Kobayashi	Yokohama	24 Sep 06
BUL	3:57.4a	Totka Petrova	Athina	11 Aug 79	KAZ	4:10.26	Galina Reznikova	Moskva	22 Jun 83
BUR	4:39.4	Zanata Domo	Cotonou	18 Jul 97	KEN	3:56.98	Faith Kipyegon	Doha	10 May 13
CAF	4:33.57	Brigitte Nganaye	Barcelona	5 Aug 92	KGZ	4:05.89	Lyudmila Derevyankina	Kiev	2 Aug 88
CAM	5:12.9	Sem Sophalnara	Riga	3 Jun 89	KIR	5:30.0	Siaroka Kaiea	Port Vila	14 Jul 01
CAN	4:00.27	Lyn Williams	Bruxelles	30 Aug 85	KOR	4:14.18	Lee Mi-Kyung	Seoul	20 Sep 92
CAY†	4:48.10	Tabitha Parchment	Kingston	10 Apr 82	KOS	4:35.22	Gresa Bakraqi	Istanbul	2 Jun 11
CGO	4:21.60	Léontine Tsiba	Dakar	22 Aug 98	KSA	5:30.51	Sarah Attar	Fullerton	10 Mar 12
CHA	4:44.98	Achita Yorassem	Yamoussoukro	30 May 97	KUW	4:38.24	Dana Yousef Al-Nasrallah	Hillsdale	25 Apr 15
CHI	4:13.07	Alejandra Ramos	Manaus	15 Sep 90	LAO	4:39.61	Loekoe Inthakoumman	Singapore	11 Jun 15
CHN	3:50.46	Qu Yunxia	Beijing	11 Sep 93	LAT	4:09.8	Rita Vilciņa	Sochi	8 Jun 79
CIV*	4:38.3	Caroline Aba	Kumasi	17 May 91	LBA	5:04.71	Wedgan Mongy El Sebai	Al-Qähira	23 Jun 13
CMR	4:13.57	Florence Djépé	Bron	3 Jul 03	LBR	4:22.31	Fatimoh Muhammed	Stanford	29 Apr 07
COD	4:30.56	Francine Nzilampa	Berlin	18 Aug 09	LCA	4:39.38	Nessa Paul	Bloomington	5 May 06
COK	4:49.21	Attina Sawtell	Avarua	9 Aug 85	LES	4:25.49	Blandina Makatisi	Plokwane	27 Mar 14
COL	4:09.16	Muriel Cuneo	Ponce	23 May 15	LIB	4:38.74	Sara Troubousi	Beyrouth	17 Sep 13
COM	4:54.9	Oumouhoullthoum Moustoufa	Fomboni	29 Dec 13	LIE	4:16.2†	Helen Ritter	Auckland	26 Jan 80
CPV	4:33.81	Sónia Lopes	Villafranca	30 Jun 07	LTU	4:00.24	Laimutė Baikauskaitė	Seoul	1 Oct 88
CRC	4:31.46	Marcela Jackson	La Habana	16 May 97	LUX	4:21.23	Danièle Kaber	Aachen	5 Jun 87
CRO	4:09.14	Slobodanka Čolović	Celje	21 Jul 87	MAC	4:55.63	Hoi Long	Macao	13 Mar 10
CUB	4:09.57	Adriana Muñoz	Santo Domingo	7 Aug 03	MAD	4:15.64	Marie-Éliane Saholinirina	Reims	14 Jul 09
CYP	4:14.45	Andri Avraam	Athina	16 Aug 86	MAR	3:59.35	Btissam Lakhoud	Lausanne	8 Jul 10
CZE	4:01.84	Ivana Walterová	Budapest	11 Aug 86	MAS	4:23.49	Paliapaniyan Jayanthi	New Delhi	14 Sep 93
DEN	4:07.18	Heidi Jensen	Kassel	14 Jun 02	MAW	4:26.83	Lucia Chandamale	Velletri	22 Jun 08
DJI	5:03.60	Sebah Alawi	Al-Qähira	26 Apr 14	MDA	3:57.05	Svetlana Guskova	Kiev	27 Jul 82
DMA	4:42.00	Dawn Williams	San Diego	1 May 93	MDV	5:16.29	Mariyam Inaya Farooq	Moncton	23 Jul 10
DOM	4:18.72	Maria Mancebo	Ponce	12 May 12	MEX	4:11.26	Nora Rocha	Richmond	23 May 98
ECU	4:17.70	Janeth Caizalitin	Manaus	15 Sep 90	MGL	4:31.9	Chulunkhuu Shinetseseg	Ulan Ude	4/5 Jul 09
EGY	4:33.07	Noha Ahmad Mohamad	Al Ain	29 Oct 11	MHL	4:52.24	Haley Nemra	Davis	14 Mar 09
ERI	4:05.11	Meraf Bahta	Heusden	13 Jul 13	MKD	4:24.90	Daniela Kuleska	Bydgoszcz	17 Jul 03
ESA	4:18.26	Gladys Landaverde	London	6 Aug 12	MLI	4:38.06	Mтата Sanogo	Franconville	4 May 03
ESP	3:59.51	Natalía Rodríguez	Rieti	28 Aug 05	MLT	4:29.01	Tanya Blake	Marsa	7 Jun 03
EST	4:12.73	Liina Tsernov	Szczecin	7 Jun 14	MNE	4:23.73	Sladana Perunović	Bar	8 Jun 14
ETH†	3:56.54	Abeba Aregawi	Roma	31 May 12	MNT	5:48.3	Magdalena O'Brien	Road Town	9 Jul 77
FIJ	4:39.1	Salome Tabuatalei	Suva	8 Jul 95	MON	5:23.92	Marie-Cécile Rivetta	Athina	11 Jul 91
FIN	4:06.01	Sinikka Tuynelä	Helsinki	14 Aug 77	MOZ	4:01.50	Maria Mutola	Roma	12 Jul 02
FRA	3:59.76	Hind Déhiba Chahyd	Paris (St. Denis)	16 Jul 10	MRI	4:19.59	Josiane Nairrac-Boullé	Annaba	30 Aug 88
FSM	5:26.15	Jaceleen Pluhs	Kolonia	26 Jul 02	MTN	5:32.0	Magatte Fall	Nouakchott	May 00
GAB	4:32.40	Josiane Aboungone	Paris	23 Jul 00	MYA	4:12.21	Khin Khin Htwe	Tokyo	29 Aug 91
GAM	4:46.0	Mariatou Gomez	Bakau	29 Jun 07	NAM	4:05.30	Agnes Samaria	Monaco	29 Jul 08
GBR	3:57.90	Kelly Holmes	Athina	28 Aug 04	NCA	4:46.1	Xiomara Larios	Managua	2 Dec 79
GBS	4:59.15	Suaïla Sá	Trento	15 Jul 14	NED	3:57.00	Sifan Hassan	Paris (St. Denis)	5 Jul 14
GEO	4:13.84	Yelena Shapovalova	Moskva	11 Jun 83	NEP	4:34.47	Raj Kumari Pandey	Beijing	3 Oct 90
GEQ	5:03.2	Marina Ayeme Nvo	Malabo	3 Jul 10	NFI	5:00.01	Naomi Gillett	Sydney	5 Dec 88
GER	3:57.71	Christiane Wartenberg	Moskva	1 Aug 80	NGR	4:17.1	Victoria Moradeyo	Lagos	30 Jul 99
GHA	4:20.2	Gift Abankwa	Accra	8 Apr 95	NIG	4:46.8	Ramatoulaye Moumouni	La Seyne-sur-Mer	6 Jul 80
GIB	4:47.0	Kim Baglietto	Gibraltar	3 Oct 08	NMI	5:01.54	Noriko Jim-Nasuhara	Susupe	28 Jun 06
GRE	4:05.63	Konstadína Efedáki	Madrid	17 Jul 04	NOR	4:00.55	Grete Waitz	Praha	3 Sep 78
GRN	4:23.00	Neisha Bernard-Thomas	Walthingam	13 Jun 09	NRU	5:44.21	Belista Hartman	Nuku'alofa	30 Aug 89
GUA	4:29.0	Cristina Girón	Miami	8 Jun 86	NZL	4:04.82	Nikki Hamblin	Barcelona	22 Jul 11
GUI	4:36.70	Aïssata Bangoura	Casablanca	18 Jul 89	PAK	4:31.41	Sumaira Zahoor	Islamabad	5 Apr 04
GUM	4:36.13	Debbie Cardenas	Fayetteville	13 Apr 02	PAN	4:15.22	Andrea Maria Ferris	Trujillo	26 Nov 13
GUY	4:17.91	Marian Burnett	Rio de Janeiro	27 Jul 07	PAR	4:20.93	Maria Caballero	Trujillo	26 Nov 13
HAI	5:08.60	Dieunisse Désir	Baltimore	11 Apr 15	PER	4:13.53	Yéssica Quispe	Lima	16 Oct 04
HKG	4:21.60	Chan Man Yee	Palma de Mallorca	8 Jul 99	PHI	4:24.87	Marietta Tabangin-Magno	Changhua	27 May 89
HON	4:38.77	Magda Milady Castillo	La Habana	23 Apr 04	PLE	5:06.4	Rana Masood	Ramallah	2 Apr 08
HUN	4:01.26	Judit Varga	Zürich	16 Aug 02	PLW	4:43.70	Christina Wicker	Cambridge, MA	19 Apr 14
INA	4:18.69	Rini Budiarti	Bangkok	9 Aug 07	PNG	4:27.77	Salome Dell	Brisbane	11 Feb 11

COUNTRY	MARK	NAME	VENUE	DATE	COUNTRY	MARK	NAME	VENUE	DATE
POL	3:59.22	Lidia Chojecka	Oslo	28 Jul 00	3000 Metres				
POR	3:57.71	Carla Sacramento	Monaco	8 Aug 98	AFG	11:51.02	Mehrangiz Bijanpoor	Nadderud	17 Jun 07
PRK	4:14.76	Choi Ok Son	Shanghai	13 May 93	AIA	11:38.21	Jonicia Richardson	Road Town	29 Jun 08
PUR	4:09.92	Beverly Ramos	Burnaby	1 Jul 11	ALB*	9:14.2	Pavlina Evro	Tiranë	19 Oct 86
PYF	4:36.13	Stéphanie Nonotte	Suva	12 Jul 03	ALG	8:47.99	Soudait Ali Salem	Alger	22 Jun 06
QAT	5:25.61	Nada Nabil Abdullah	Bgdogszcz	17 Jul 10	AND	10:00.55	Souvia Felipo	L'Hospitalet	24 Jul 02
ROU	3:53.96	Paula Ivan	Seoul	1 Oct 88	ANG	9:28.35	Rosa Albana Saúl	L'Hospitalet	22 May 04
RSA	4:01.81	Zola Budd	Port Elizabeth	21 Mar 84	ANT	9:49.89	Janiil Williams	Port-of-Spain	10 May 98
RUS	3:52.47	Tatyana Kazankina	Zürich	13 Aug 80	ARG	9:10.24	Rosa Godoy	San Fernando	6 Jun 10
RWA	4:17.37	Beatha Nishimwe	Rédouit	26 Apr 15	ARM	9:50.04	Nusa Avagian	Krasnodar	23 Jun 91
SAM	5:25.3	Mele Steiner	Napier	12 Feb 83	ARU‡	11:50.11	Jennelaine Vrolijk	George Town	4 Apr 10
SEN	4:21.65	Raïssa Laval	Reims	26 Jun 15	ASA	12:15.9	Georgine Tomisato		May 83
SEY	4:37.89	Margaret Morel	Moskva	30 Jul 80	AUS	8:38.06	Benita Johnson	Gateshead	13 Jul 03
SIN	4:31.2	Kandasamy Jayamani	Aachen	12 Sep 82	AUT	8:47.04	Susanne Pumper	Linz	8 Aug 00
SJK	4:53.0	Vernice Wattlely	St. John's	8 Jul 95	AZE‡	8:55.33	Layes Abdullayeva	Moncton	19 Jul 10
SLE	4:33.5	Agness Mansaray	Freetown	26 Dec 12	BAH	10:26.39	Hughnique Rolle	Williamsburg	7 Apr 12
SLO	4:02.13	Sonja Roman	Roma	10 Jul 09	BAN	11:07.1	Rawshanara Putul	Bhaka	4 Apr 09
SMR	4:35.59	Monica Randi	Bologna	9 May 98	BAR	10:27.91	Mary Fraser	Bassesterre	5 Apr 15
SOL	4:58.45	Sharon Firisua	Papeete	4 Jun 13	BDI	9:07.23	Cavalline Nahimana	Nanjing	20 Aug 14
SOM	4:41.6	Hacha Nour Hassan	Al-Qâhira	28 Aug 82	BEL	8:49.31	Veerle Dejaeghere	Helsinki	15 Jun 00
SRB	4:05.69	Amela Terzić	Tampere	14 Jul 13	BEN	10:15.79	Bentille Alassane	Cotonou	13 Apr 02
SRI	4:16.42	Champika Dilrukshi	Colombo	15 Nov 12	BER*	9:48.65	Mererette Bean	Santo Domingo	12 Jul 81
STP	4:30.87	Eurídice Semedo Borges	Barcelona	25 Jul 00	BHU	12:01.1	Ugyen Pema	Phuntsholing	12 Dec 01
SUD	4:12.01	Ehsan Gibril Arbab	Dar-es-Salaam	3/4 Jun 11	BIH	9:05.42	Marica Mršić	Izmir	25 Jun 83
SUI	3:58.20	Anita Weyermann	Monaco	8 Aug 98	BIZ	10:13.5	Sharette García	Long Beach	17 Feb 96
SUR	4:05.67	Letitia Vriesde	Tokyo	31 Aug 91	BLR	8:32.89	Alesya Turova	Paris	6 Jul 01
SVK	4:02.99	Lucia Klocová	London	8 Aug 12	BOL	9:16.03	Niusha Mansilla	Sevilla	8 Jun 02
SWE	3:56.60	Abeba Aregawi	Doha	10 May 13	BOT	9:45.58	Idah Simon Phorisa	Maputo	30 May 10
SWZ	4:35.64	Alphocinah Sirmelane	Roma	3 Sep 87	BRA	9:02.37	Delirde Maria Bernardi	Linz	4 Jul 94
SYR	4:26.70	Imane Mouir Al-Jallad	Rabat	2 Aug 04	BRN	8:28.87	Maryam Yusuf Jamal	Oslo	29 Jul 05
TAN	4:09.71	Anna Ndege	Cork	6 Jul 02	BRU	11:36.5	Roziah Lahing	B. S. Begawan	20 Mar 88
TGA	4:40.33	Vasa Tulahe	Sydney	17 Feb 96	BUL	8:30.59	Daniela Yordanova	Paris	6 Jul 01
THA	4:22.58	Sasithorn Chantanhong	Bangkok	10 Dec 85	BUR	10:45.27	Haygouma Bognanan	Ouagadougou	3/4 Jun 00
TJK	4:06.42	Alla Libutina	Kiev	26 Jul 82	CAM	10:08.59	Martine Bayo Hirenchnahn	Homburg	1 Jun 00
TKM	4:23.44	Marina Tutinina	Moskva	10 Jun 91	CAN	11:43.8	Sem Sophalnar	Ho Chi Minh	25 Oct 86
TKS	5:06.60	Beatrice Delancy	Edmonton	11 Aug 78	CAN	8:32.17	Angela Chalmers	Victoria, BC	23 Aug 94
TLS	4:37.30	Agueda Fátima Amaral	Jakarta	16 Jul 88	CAY‡	9:35.52	Michelle Bush	Indianapolis	16 Aug 87
TOG	4:36.08	Direma Banasio	Lagos	30 Jun 01	CGO	9:43.8	Perpette Malanda-Senda	Pointe-Noire	11 Aug 98
TPE	4:22.8	Lee Chiu-Hsia	Bakersfield	17 May 75	CHA	10:20.79	Bibiro Ali Taher	Bondoufle	24 May 15
TTO	4:13.21	Pilar McShine	Ninove	27 Jul 13	CHI‡	9:15.31	Alejandra Ramos	Valencia	28 Jun 92
TUN	4:06.38	Habiba Ghribi	Zagreb	2 Sep 14	CHN	8:06.11	Wang Junxia	Beijing	13 Sep 93
TUR	3:55.33	Süreyya Ayhan	Bruxelles	5 Sep 03	CIV	10:09.1	Caroline Aba	Bouaké	24 May 89
TUV	6:14.8	Eleni Taulealea	Funafuti	4 May 05	CMR	9:15.43	Florence Djépé	Lisboa	25 May 02
UAE	4:05.13	Bethem Desalegn	Doha	10 May 13	COD	10:13.84	Francine Nzilampa	Dreux	13 Jul 01
UGA	4:05.52	Janet Achola	Hengelo	27 May 12	COK	11:06.03	Akakoromaki Matepi	Suva	1 Sep 79
UKR	3:56.63	Nadezhda Ralldugina	Praha	18 Aug 84	COL	9:19.04	Bertha Sánchez	Ponce	27 May 06
URU	4:19.37	María Pía Fernández	Lima	12 Jun 15	COM	11:37.22	Tamra Ibouroi	St Denis/REU	18 Apr 15
USA	3:57.12	Mary Decker	Stockholm	26 Jul 83	CPV*	10:01.09	Sónia Lopes	Ferrara	19 Jun 03
UZB	3:56.14	Zamira Zaytseva	Kiev	27 Jul 82	CRC	9:50.56	Gabriela Traña	Huelva	8 Aug 04
VAN	4:59.49	Lilly Hunai	Santa Rita	11 Jun 99	CRO	9:12.10	Lisa Christina Nemeč	Pula	21 Mar 15
VEN	4:19.09	Valentina Medina	Austin	10 Jun 04	CUB	9:17.7	Yudelkis Martínez	Santa Clara	1 Jul 04
VIE	4:09.58	Truong Thanh Hang	Guangzhou	23 Nov 10	CYP	9:02.18	Andri Avraam	Seoul	23 Sep 88
VIN	4:20.78	Bigna Samuel	Walnut	17 Apr 94	CZE‡	8:51.69	Kristiina Mäki	Braunschweig	21 Jun 14
YEM	5:20.14	Bilqis Ahmed Sharaf	Amman	12 Apr 08	DEN	8:42.3	Loa Olafsson	Oslo	27 Jun 78
ZAM	4:16.8	Evelyn Musonda	Luanshya	18 Aug 90	DJI	11:42.5	Roda Ali Waiss	Djibouti	20 Mar 03
ZIM	4:07.82	Julia Sakara	Kuala Lumpur	21 Sep 98	DMA	10:51.83	Dawn Williams	Les Abymes	30 Mar 86

Superior indoor bests not ratified by federation as absolute records (‡)

CAY	4:18.80	Michelle Bush-Cuke	New York	2 Mar 87
ETH	3:55.17	Genzebe Dibaba	Karlsruhe	1 Feb 14
IRI	4:26.10	Leila Ebrahimi	Hanoi	31 Oct 09

Notes (*)

AIA 5:12:02 Miysha L'etang St Martin 18 Apr 15 – mixed race
CIV Sabine Sobo-Blay, listed previously – from Ghana

AFG	11:51.02	Mehrangiz Bijanpoor	Nadderud	17 Jun 07
AIA	11:38.21	Jonicia Richardson	Road Town	29 Jun 08
ALB*	9:14.2	Pavlina Evro	Tiranë	19 Oct 86
ALG	8:47.99	Soudait Ali Salem	Alger	22 Jun 06
AND	10:00.55	Souvia Felipo	L'Hospitalet	24 Jul 02
ANG	9:28.35	Rosa Albana Saúl	L'Hospitalet	22 May 04
ANT	9:49.89	Janiil Williams	Port-of-Spain	10 May 98
ARG	9:10.24	Rosa Godoy	San Fernando	6 Jun 10
ARM	9:50.04	Nusa Avagian	Krasnodar	23 Jun 91
ARU‡	11:50.11	Jennelaine Vrolijk	George Town	4 Apr 10
ASA	12:15.9	Georgine Tomisato		May 83
AUS	8:38.06	Benita Johnson	Gateshead	13 Jul 03
AUT	8:47.04	Susanne Pumper	Linz	8 Aug 00
AZE‡	8:55.33	Layes Abdullayeva	Moncton	19 Jul 10
BAH	10:26.39	Hughnique Rolle	Williamsburg	7 Apr 12
BAN	11:07.1	Rawshanara Putul	Bhaka	4 Apr 09
BAR	10:27.91	Mary Fraser	Bassesterre	5 Apr 15
BDI	9:07.23	Cavalline Nahimana	Nanjing	20 Aug 14
BEL	8:49.31	Veerle Dejaeghere	Helsinki	15 Jun 00
BEN	10:15.79	Bentille Alassane	Cotonou	13 Apr 02
BER*	9:48.65	Mererette Bean	Santo Domingo	12 Jul 81
BHU	12:01.1	Ugyen Pema	Phuntsholing	12 Dec 01
BIH	9:05.42	Marica Mršić	Izmir	25 Jun 83
BIZ	10:13.5	Sharette García	Long Beach	17 Feb 96
BLR	8:32.89	Alesya Turova	Paris	6 Jul 01
BOL	9:16.03	Niusha Mansilla	Sevilla	8 Jun 02
BOT	9:45.58	Idah Simon Phorisa	Maputo	30 May 10
BRA	9:02.37	Delirde Maria Bernardi	Linz	4 Jul 94
BRN	8:28.87	Maryam Yusuf Jamal	Oslo	29 Jul 05
BRU	11:36.5	Roziah Lahing	B. S. Begawan	20 Mar 88
BUL	8:30.59	Daniela Yordanova	Paris	6 Jul 01
BUR	10:45.27	Haygouma Bognanan	Ouagadougou	3/4 Jun 00
CAM	10:08.59	Martine Bayo Hirenchnahn	Homburg	1 Jun 00
CAN	11:43.8	Sem Sophalnar	Ho Chi Minh	25 Oct 86
CAN	8:32.17	Angela Chalmers	Victoria, BC	23 Aug 94
CAY‡	9:35.52	Michelle Bush	Indianapolis	16 Aug 87
CGO	9:43.8	Perpette Malanda-Senda	Pointe-Noire	11 Aug 98
CHA	10:20.79	Bibiro Ali Taher	Bondoufle	24 May 15
CHI‡	9:15.31	Alejandra Ramos	Valencia	28 Jun 92
CHN	8:06.11	Wang Junxia	Beijing	13 Sep 93
CIV	10:09.1	Caroline Aba	Bouaké	24 May 89
CMR	9:15.43	Florence Djépé	Lisboa	25 May 02
COD	10:13.84	Francine Nzilampa	Dreux	13 Jul 01
COK	11:06.03	Akakoromaki Matepi	Suva	1 Sep 79
COL	9:19.04	Bertha Sánchez	Ponce	27 May 06
COM	11:37.22	Tamra Ibouroi	St Denis/REU	18 Apr 15
CPV*	10:01.09	Sónia Lopes	Ferrara	19 Jun 03
CRC	9:50.56	Gabriela Traña	Huelva	8 Aug 04
CRO	9:12.10	Lisa Christina Nemeč	Pula	21 Mar 15
CUB	9:17.7	Yudelkis Martínez	Santa Clara	1 Jul 04
CYP	9:02.18	Andri Avraam	Seoul	23 Sep 88
CZE‡	8:51.69	Kristiina Mäki	Braunschweig	21 Jun 14
DEN	8:42.3	Loa Olafsson	Oslo	27 Jun 78
DJI	11:42.5	Roda Ali Waiss	Djibouti	20 Mar 03
DMA	10:51.83	Dawn Williams	Les Abymes	30 Mar 86
DOM	9:25.60	María Mancebo	Pointe-à-Pitre	17 May 14
ECU‡	9:18.1	Martha Tenorio	Victoria, BC	3 Jun 92
EGY	9:40.94	Doha Hamdi Abbas	El Maadi	3 Aug 06
ERI	8:58.55	Meraf Bahta	Lapinlahti	21 Jul 13
ESA	9:42.28	Kriscia Lorena García	Los Angeles	8 Aug 84
ESP	8:28.80	Marta Dominguez	Zürich	11 Aug 00
EST	8:55.75	Ille Kukk	Donetsk	8 Sep 84
ETH‡	8:22.22	Almaz Ayana	Rabat	14 Jun 15
FIJ	10:18.7	Salome Tabuatalei	Auckland	9 Feb 94
FIN	8:41.30	Päivi Tikkanen	Tokyo	26 Aug 91
FRA	8:35.41	Bouchra Ghezelle	Paris (St. Denis)	1 Jul 05
FSM	11:52.84	Atrian Ladore	Kolonia	24 Jul 02

COUNTRY	MARK	NAME	VENUE	DATE	COUNTRY	MARK	NAME	VENUE	DATE
GAB	9:51.83	Josiane Aboungone	St. Maur	19 Jul 00	MYA	9:04.56	Khin Khin Htwe	Hiroshima	11 Oct 94
GAM	10:47.15	Binta F. Jallow	Bakau	12 Apr 03	NAM	9:20.34	Beata Naigambo	Windhoek	14 Jan 12
GBR	8:22.20	Paula Radcliffe	Monaco	19 Jul 02	NCA	10:30.1	Reyna Obando	London	30 Aug 02
GBS	10:48.7	Suaila Sá	Caprino Veronese	4 Jul 12	NED	8:29.38	Sifan Hassan	Bruxelles	5 Sep 14
GEO	9:06.64	Yelena Shapovalova	Moskva	18 Jun 83	NEP	9:48.14	Raj Kumari Pandey	Beijing	1 Oct 90
GEQ	11:15.03	Dolores Angela Okeme Moyong	Amptosa	1 May 10	NFI	10:26.80	Nuomi Gillett	Suva	12 Jul 90
GER	8:30.39	Irina Mikitenko	Zürich	11 Aug 00	NGR	9:41.28	Itembheke Anwalimhobor	Benin City	22 Mar 89
GHA	9:31.97	Lydia Moto	Lincoln	9 May 15	NIG	10:28.09	Rachida Mamane	Bouaké	20 Jul 95
GIB	10:18.7	Emma Montiel	Walton	21 Jun 14	NMI	12:23.2	Danbi Choi	Susupe	12 May 07
GRE	8:53.95i	Konstadina Efedáki	Birmingham	18 Feb 05	NOR	8:31.75	Grete Waitz	Oslo	17 Jul 79
GRN	10:08.2	Geraldine McQueen	Port-of-Spain	31 Mar 91	NRU	14:18.9	Bianca Ika	Bairiki	15 Jun 07
GUA	9:42.33	Elsa Monterroso	Mar del Plata	30 Oct 94	NZL	8:35.31	Kim Smith	Monaco	25 Jul 07
GUI	10:20.8	Aïssata Bangoura	Conakry	4 Aug 88	PAK	11:18.96	Myra Nur Lakdawala	Linwood	18 Jul 12
GUM‡	10:02.77	Debbie Cardenas	Fayetteville	22 Apr 00	PAN‡	9:45.00	Andrea Maria Ferris	Überlândia	26 May 10
GUY	10:03.27	Cassey George	Fort-de-France	20 Apr 14	PAR	9:59.64	María Caballero	Asunción	11 Feb 12
HAI	11:40.13	Annie Lolagne	Orlando	29 Apr 06	PER	9:19.92	Yéssica Quispe	Lima	11 Sep 04
HKG	9:14.00	Chan Man Yee	Walnut	16 Apr 99	PHI	9:48.5	Marietta Tabangin-Magno	Manila	27 Apr 90
HON	10:46.3	Gina L. Coello	San José/CRC	9 Sep 89	PLE	11:15.3	Noura Al-Abeed		May 07
HUN	8:32.70	Katalin Szentgyörgyi	Paris	6 Jul 01	PLW	9:55.83i	Christina Wicker	Boston	30 Jan 15
INA	9:30.17	Supriyati Sutono	Manila	8 Jun 98	PNG	10:12.7	Rosemary Turare	Exeter	2 Aug 93
IND	9:06.42	Molly Chacko	Hiroshima	11 Oct 94	POL	8:31.69	Lidia Chojecka	Bruxelles	30 Aug 02
IRI‡	10:06.01	Leila Ebrahimi	Tehran	13 May 10	POR	8:30.22	Carla Sacramento	Monaco	4 Aug 99
IRL	8:21.64	Sonia O'Sullivan	London	15 Jul 94	PRK	8:57.63	Kim Chun Mae	Beijing	1 Oct 90
IRQ	9:30.0	Maisaa Hussein Matrood	Baghdad	27 Aug 93	PUR	8:57.68	Beverly Ramos	Ponce	17 May 14
ISL	8:58.00	Ragnheidur Ólafsdóttir	Baton Rouge	5 Jun 87	PYF	9:34.63	Stéphanie Nonotte	Tourlaville	22 May 05
ISR*	9:19.52	Nili Avramski	Beograd	22 Jun 02	ROU	8:21.42	Gabriela Szabo	Monaco	19 Jul 02
ISV‡	10:11.44	Jackie Morgan	San Diego	10 Apr 99	RSA	8:32.00	Elana Meyer	Durban	29 Apr 91
ITA	8:35.65	Roberta Brunet	Monaco	16 Aug 97	RUS	8:22.62	Tatyana Kazankina	Leningrad	26 Aug 84
IVB	10:53.1	Lakeisha Warner	Road Town	16 Mar 12	RWA	8:59.90	Marianne Mukamurenzi	Dijon	27 Jul 91
JAM	8:37.07	Yvonne Graham	Zürich	16 Aug 95	SAM	13:07.16	Faaoosofia Siliato	Apia	10 Sep 83
JOR	9:57.3	Amal Al-Matari	Amman	30 Jul 98	SEN	10:09.8	Aminata Ndao	Aix-les-Bains	23 Jun 84
JPN	8:44.40	Kayoko Fukushi	Paris (St. Denis)	5 Jul 02	SEY	10:17.8	Margaret Morel	Victoria/SEY	15 Nov 81
KAZ	8:48.2	Natalya Sorokivskaya	Odessa	20 Aug 88	SIN	9:56.6	Kandasamy Jayamani	Köln	18 Aug 82
KEN	8:20.68	Hellen Obiri	Doha	9 May 14	SKN	10:26.0	Elvina Huggins	Basseterre	25 Jun 93
KGZ	9:05.18	Irina Bogachova	Bryansk	17 Jul 87	SLE	10:10.9	Hannah Bantamoi	Freetown	26 Dec 81
KIR	12:31.2	Banrenga Baikia	Bairiki	8 Jul 04	SLO‡	8:50.71	Helena Javornik	Bydgoszcz	8 Jul 00
KOR	9:00.30	Jung Young-Ira	Seoul	19 Sep 92	SMR	10:35.7	Monica Randi	Bologna	20 Jul 95
KOS	10:37.25	Luljeta Zhegrova-Shala	Tiranë	2 Feb 15	SOL	11:10.28	Joy Nunua	Port Vila	13 Dec 93
KSA	11:27.30	Sarah Attar	Northridge	16 Mar 13	SOM	10:15.2	Hacha Nur Hassan	Al-Qāhira	26 Aug 82
KUW	12:17.1	Dana Yousef Al-Nasrallah	Southridge	20 Apr 05	SRB	8:53.78	Breda Purgar	Bucureşti	26 Jul 81
LAO	10:51.73	Lodkeo Inthakoumman	Oudomxay	12 Dec 14	SRI	9:41.44	Kesumaalatha Samarakoon	Colombo	22 Oct 95
LAT	8:42.86	Jelena Prokopčuka	Stockholm	25 Jul 06	STP‡	10:00.87	Celma Bonfim Soares	Faro	8 Jun 08
LBA	11:46.7	Khawla Marzouk Souhii	Tripoli	10 Jun 03	SUD	9:13.77	Kalamaya Mana Durka	Rovereto	1 Sep 09
LBR	9:58.73	Fatimoh Muhammed	San Diego	15 Mar 08	SUI	8:35.83	Anita Weyermann	Roma	7 Jul 99
LCA	10:14.14	Nessa Paul	Bloomington	6 May 04	SVK‡	9:15.64	Letitia Vriesde	Leiden	18 May 91
LES	9:33.75	Blandina Makatsi	Parow	14 Dec 13	SVK	8:56.49	Jana Kuceríková	Cork	8 Jul 86
LIB‡	10:05.42	Maria Pia Nehmé	Ottawa	17 Jul 13	SWE	8:48.87	Sara Wedlund	Fana	29 Jun 96
LIE	9:23.12	Helen Ritter	Koblenz	29 Aug 84	SWZ*	9:59.2	Dudu Simelane	Maputo	9 Jun 07
LTU	8:39.25	Regina Čištikova	Moskva	6 Jul 86	SYR	9:55.9	Imane Mounir Al-Jallad	Al-Qāhira	2 Nov 06
LUX	9:12.87	Danièle Kaber	Koblenz	6 Aug 86	TAN	8:39.91	Zakia Mohamed Mrisho	Zürich	19 Aug 05
MAC	10:42.60	Hoi Long	Macao	11 Jan 09	TGA	10:47.2	Vasa Tulahé	Canberra	23 Jan 96
MAD‡	9:32.04	Marie-Éliane Saholinirina	Sotteville	6 May 12	THA‡	10:04.41	Saifon Piawong	Jakarta	16 Jun 96
MAR	8:26.48	Zahra Ouaziz	Zürich	11 Aug 99	TJK	8:35.74	Alla Libutina	Kiev	25 Jul 82
MAS	9:18.42	Palaniappan Jayanthi	Stuttgart	14 Aug 93	TKM	9:36.36	Marina Tutinina	Alma Ata	7 Sep 91
MAW	9:11.89	Catherine Chikwakwa	Stockholm	25 Jul 06	TKS	10:59.56	Shannika Williams	Providenciales	8 Apr 07
MDA	8:29.36	Svetlana Guskova	Kiev	25 Jul 82	TLS	9:41.94	Agueda Adófila Amaral	Jakarta	3 Dec 91
MDV	12:03.2	Fathmath Hashma Abdul Aziz	Malé	28 Dec 05	TGO	10:06.67	Abelvi Adoki Atchadé	Abidjan	3 Apr 12
MEX	8:53.53	Adriana Fernández	Portland	25 Jun 00	TPE	9:37.68	Lee Su-Mei	Bloomington	24 Jun 79
MGL	9:57.6	Chulunkhuu Shinetsetseg	Ulaanbaatar	26 Jul 10	TTO	9:18.29	Pilar McShine	Tallahassee	9 Apr 10
MHL*	13:24.3	Emy Trumbell	Laura	5/7 May 05	TUN‡	8:52.06	Habiba Ghribi	Francorville	28 Apr 13
MKD	9:49.83	Daniela Kuleska	Thiva	12 Jul 03	TUR	8:31.94	Elvan Abeylegesse	Bruxelles	30 Aug 02
MLI	10:41.3	Mariam Sangaré	Bamako	19 Aug 09	TUV	15:32.2	Florida Jiro	Vaitupu	8 Apr 11
MLT	9:39.97	Carol Galea	Dublin	11 Jun 94	UAE	8:55.40	Alia Saeed Mohamed	Sollentuna	25 Jun 15
MNE	9:24.69	Sladana Perunović	Stara Zagora	27 Jul 13	UGA‡	8:46.29	Dorcus Inzikuru	Paris (St. Denis)	4 Jul 03
MNT	11:31.8	Judith Allen	St. John's	8 May 88	UKR	8:26.53	Tatyana Samolyenko	Seoul	25 Sep 88
MON	11:04.6	Marie-Cécile Rivetta	Nice	9 May 90	URU	9:38.71	Elena Guerra	Mar del Plata	11 Apr 04
MOZ	9:27.37	Maria Mutola	Springfield	8 Jun 91	USA	8:25.83	Mary Slaney	Roma	7 Sep 85
MRI	9:14.37	Josiane Nairac-Boullé	Annaba	1 Sep 88	UZB	8:26.78	Svetlana Ulmasova	Kiev	25 Jul 82
MTN	11:31.8	Binta Dem	Nouakchott	27 Jul 12	VAN	11:09.2	Lily Iawantak	Port Vila	4 Sep 01

COUNTRY	MARK	NAME	VENUE	DATE	COUNTRY	MARK	NAME	VENUE	DATE
VEN	9:38.13	Valentina Medina	Arlington	28 Mar 02	BRU	23:51.32	Safria Fahanina Yayan B. S. Begawan	22 Jun 08	
VIE‡	9:50.3	Nguyen Thi Xuan Thanh	Hanoi	2 May 97	BUL	14:56.95	Janelita Yordanova	Sydney	25 Sep 00
VIN	9:31.37	Bigna Samuel	Walnut	16 Apr 94	BUR	18:09.10	Damatou Tindé	Ouagadougou	5 Aug 14
YEM	11:35.0	Bilqis Ahmed Sharaf	Aleppo	22 Jul 09	CAF	17:48.09	Martine Bayo Hirschenhahn	Obernai	1 Jul 00
ZAM‡	9:40.8+	Miriam Kaumba	Austin	7 Apr 05	CAM	20:42.99	Mej You Heng	Wuhan	4 Jun 15
ZIM	8:57.69	Julia Sakara	Stuttgart	14 Aug 93	CAN	14:54.98	Courtney Babcock	Paris (St. Denis)	30 Aug 03

Alternative outdoor bests for federation ratifying indoor marks as absolute records (i)

GRE	8:55.77	Konstadina Efedáki	Linz	23 Aug 05
PLW	12:36.74	Avon Grace Mazo	Koror	26 Apr 03

Superior indoor bests not ratified by federation as absolute records (‡)

ARU	10:24.79	Cornelia Melis	Indianapolis	7 Mar 87
AZE	8:49.65	Layes Abdullayeva	Doha	12 Mar 10
CAY	9:28.99	Michelle Bush	West Point	22 Feb 87
CHI	9:15.22	Alejandro Ramos	Toronto	10 Mar 93
CZE	8:49.15	Andrea Šuldesová	Erfurt	3 Feb 99
ECU	9:13.68	Janeth Caizalitin-Alder	Indianapolis	9 Mar 96
ETH	8:16.60	Genzebe Dibaba	Stockholm	6 Feb 14
GUM	9:51.76	Sloan Siegrist	Boston	10 Feb 06
IRI	9:51.08	Leila Ebrahimi	Hanoi	2 Nov 09
ISV	10:00.34	Ninfa Barnard	Birmingham, AL	22 Feb 14
LIB	9:52.98	Maria Pia Nehmé	Montreal	23 Jan 15
MAD	9:32.02	Marie-Éliane Saholinirina	Eaubonne	10 Feb 15
PAN	9:19.39	Rolanda Salin	Boston	30 Jan 15
SLO	8:47.49	Helena Javornik	Stuttgart	3 Feb 02
STP	9:48.97	Celma Bonfim Soares	Espinho	3 Feb 08
SUR	9:07.08	Leititia Vriesde	Den Haag	31 Jan 93
THA	9:46.55	Jane Vangvorachoti	New York	15 Feb 13
TUN	8:46.61	Habiba Ghribi	Birmingham	21 Feb 15
UAE	8:46.54	Bethlem Desalegn	Hangzhou	16 Feb 14
VIE	9:36.38	Bui Thi Hien	Macao	1 Nov 07
ZAM	9:15.43	Miriam Kaumba	Lincoln	17 Feb 06

Notes (*)

ALB	9:09.74	Luiza Gega, Bar 1 May 12 – mixed race
BER	9:42.25	Ashley Berry Watford 3 Jun 15 – mixed race
CPV	Lopes gained Italian citizenship on 1 Aug 07	
ISR	9:18.4	Anat Meiri München 22 Jul 80 – mixed race
MSH	11:06.06	Nemra Snohomish 7 May 08 – over 3200m
SWZ	9:41.8	Sanelisiwe Kunene Somhlolo 4 Feb 06 – one lap short

5000 Metres

ALB	15:46.89	Luiza Gega	Tiranë	11 Jun 14	BRU	23:51.32	Safria Fahanina Yayan B. S. Begawan	22 Jun 08	
ALG	15:07.49	Soudad Ait Salem	Paris (St. Denis)	8 Jul 06	BUL	14:56.95	Janelita Yordanova	Sydney	25 Sep 00
AND	17:19.43	Silvia Felipo	Igualada	29 Jun 02	BUR	18:09.10	Damatou Tindé	Ouagadougou	5 Aug 14
ANG	16:02.0	Ernestina Paulino	Luanda	3 Aug 08	CAF	17:48.09	Martine Bayo Hirschenhahn	Obernai	1 Jul 00
ANT	16:56.42	Janil Williams	Victoria, BC	11 Aug 00	CAM	20:42.99	Mej You Heng	Wuhan	4 Jun 15
ARG	15:43.36	Rosa Godoy	Buenos Aires	2 Jun 11	CAN	14:54.98	Courtney Babcock	Paris (St. Denis)	30 Aug 03
ARM	17:18.12	Nune Avagian	Kiev	15 Sep 90	CAY	19:03.4	Nicola Jordan	Visby	30 Jun 99
ARU*	18:39.6	Cornelia Melis	Middelburg	6 Jul 91	CGO	17:14.27	Jodelle Ossou Wakeyi	Brazzaville	20 May 12
ASA	21:07.8	Paula Stevenson	Pago Pago	May 91	CHA	17:45.27	Bibiro Ali Taher	Pontoise	30 May 15
AUS	14:47.60	Benita Johnson	Berlin	6 Sep 02	CHI	15:51.45	Erika Olivera	Rio de Janeiro	20 May 00
AUT	15:10.54	Susanne Pumper	London	22 Jul 01	CHN	14:28.09	Jiang Bo	Shanghai	23 Oct 97
AZE	15:29.47	Layes Abdullayeva	Ostrava	17 Jul 11	CIV	17:51.8	Maférima Traoré	Bouaké	3 Jun 95
BAH	18:05.25	Hughnique Rolle	Bethlehem	28 Apr 12	CMR	16:31.08	Thérèse Ngono Etoundi	Beyrouth	5 Oct 09
BAR	18:40.00	Yvette Mayers	New Orleans	17 Apr 98	COD	17:07.87	Francine Nzilampa	Edwardsville	23 May 09
BDI‡	15:59.39	Diane Nukuri	Stanford	4 May 08	COK	20:57.39	Serena Francis	Middlegate	12 Dec 01
BEL	15:10.24	Almehesh Belete	London	7 Aug 12	COL	15:35.30	Carolina Tabares	Trujillo	28 Nov 13
BEN	17:16.56	Bentille Alassane	Lomé	15 May 11	COM	21:30.12	Frahaty Ali M'Sa	Victoria/SEY	11 Aug 11
BER	16:40.31	Ashley Estwanik	Hamilton	15 Jun 12	CPV	17:41.29	Sónia Lopes	Mestre	6 Jun 04
BIH	15:53.45	Mirsada Burić-Adam	Walnut	14 Apr 95	CRC	17:15.20	Gabriela Traña	Huelva	7 Aug 04
BIZ	19:40.28	Melissa Henderson	San José/CRC	3 Jun 05	CRO	15:59.48	Lisa Stubičić	Pula	2 Mar 13
BLR	14:47.75	Olga Kravtsova	Helsinki	13 Aug 05	CUB*	16:01.7	Yudelkis Martínez	Santa Clara	4 Jul 04
BOL	16:14.03	Niusha Mansilla	Santiago/CHI	29 Apr 00	CYP	16:13.25	Andri Avraam	Hengelo	14 Aug 88
BOT	16:24.10	Onnelei Dintwe	Durban	6 Feb 09	CZE	15:35.62	Kristina Mäki	Huelva	12 Jun 14
BRA	15:18.85	Simone Alves da Silva	São Paulo	20 May 11	DEN*	15:08.8	Loa Olafsson	København (S)	30 May 78
BRN	14:51.68	Maryam Yusuf Jamal	Hengelo	29 May 05	DOM	16:22.28	María Manco	Ponce	11 Apr 14
					ECU	15:49.33	María Balvina Pastuña	Lima	14 Jun 15
					EGY	17:12.2	Sarah Ahmed Abou Hassan	Damascus	12 Sep 04
					ERI	15:16.25	Simret Sultan	Beijing	19 Aug 08
					ESA	16:37.88	Elizabeth Guerrini	Des Moines	22 Apr 04
					ESP	14:44.95	Julia Vaquero	Oslo	5 Jul 96
					EST	15:30.84	Ille Kukk	Leningrad	1 Aug 85
					ETH	14:11.15	Tirunesh Dibaba	Oslo	6 Jun 08
					FIJ	18:22.6	Selome Tabuatalei	Suva	27 May 95
					FIN	14:56.22	Annemari Sandell	Stockholm	8 Jul 96
					FRA	14:43.90	Margaret Maury	Bruxelles	3 Sep 04
					FSM	21:52.2	Monie Wesner	San Antonio/NMI	12 Jul 90
					GAB	17:04.70	Josiane Aboungone	St. Maur	12 Jul 00
					GBR	14:29.11	Paula Radcliffe	Bydgoszcz	20 Jun 04
					GBS	19:11.59	Suaia Sá	Trento	22 Jul 14
					GEO	16:38.8	Nana Gatanaidze	Tbilisi	18 Jul 00
					GER	19:07.4	Susana Esono Edu	Malabo	7 Feb 98
					GEQ	14:42.03	Irina Mikitenko	Berlin	7 Sep 99
					GHA	16:31.8	Millicent Bodi	Kumasi	30 Jul 99
					GIB	18:21.8	Emma Montiel	Winchester	7 Jul 14
					GRE	15:04.03	Maria Protópappa	Bruxelles	25 Aug 06
					GUA	17:03.41	Elsa Monterroso	San Salvador	5 Dec 02
					GUM	21:58.24	Kenza Marques-Sylla	Kumasi	9 Jun 00
					GUY	17:13.33	Debbie Cardenas	Stanford	29 Mar 02
					HUN	17:42.52	Abideim Charles	Macomb	3 May 03
					HAI‡	22:34.28	Mathilde Saint-Hilaire	San Salvador	21 Jun 08
					HKG	15:45.87	Chan Man Yee Ropper	Stanford	3 May 02
					HON	17:58.96	Magda Milady Castillo	La Habana	25 Apr 04
					HUN	15:02.00	Katalin Szentgyörgyi	Hengelo	2 Jun 02
					INA	15:54.32	Triyaningsih	Nakhon Ratchasima	8 Dec 07
					IND	15:15.89	Preeja Sreedharan	Guangzhou	26 Nov 10
					IRI	17:40.01	Leila Ebrahimi	Kobe	9 Jul 11
					IRL	14:41.02	Sonia O'Sullivan	Sydney	25 Sep 00
					IRQ	16:39.3	Maisaa Hussein Matrood	Baghdad	6 May 94
					ISL*	15:55.91	Martha Ernstsóttir	Hechtel	30 Jul 94
					ISR	16:08.83	Maor Tiyouri	Walnut	17 Apr 15
					ISV	17:31.37	Jackie Morgan	Tampa	10 Jul 99
					ITA	14:44.50	Roberta Brunet	Köln	16 Aug 96
					JAM	15:07.91	Yvonne Graham	Berlin	1 Sep 95
					JOR	17:44.8	Amal Al-Matari	Baghdad	23 Apr 97
					JPN	14:53.22	Kayoko Furukoshi	Roma	8 Jul 05
					KAZ	15:16.83	Natalya Sorokinskaya	Moskva	5 Sep 88
					KEN	14:20.87	Vivian Cheruiyot	Stockholm	29 Jul 11
					KGZ	15:29.28	Viktoriya Polyudina	Guangzhou	26 Nov 10
					KIR	21:09.36	Ruti Ioneba	Nikao	22 Sep 09

COUNTRY	MARK	NAME	VENUE	DATE	COUNTRY	MARK	NAME	VENUE	DATE
KOR	15:38.60	Youm Ko-Eun	Changwon	10 May 10	SVK	15:43.67	Alena Močariová	Grudziadz	21 Jun 88
KOS	19:23.2	Myrvete Përvetica	Mitrovicë	15/16 Sep 02	SWE	14:59.49	Merat Bahta	Stanford	4 May 14
LAO	17:45.55	Lodkeo Inthakoumman	Nay Pyi Taw	17 Dec 13	SWZ	17:30.04	Priscilla Mamba	Sydney	22 Sep 00
LAT	14:47.71	Jelena Čelnova-Prokopčuka	Stockholm	1 Aug 00	SYR	17:03.6	Zeinab Bakour	Damascus	16 Aug 00
LBR	18:35.02	Eunice Jones	Winston-Salem	16 Mar 12	TAN	14:43.87	Zakia Mohamed Mrisho	Helsinki	13 Aug 05
LCA	18:13.22	Nessa Paul	Louisville	29 May 04	TGA	19:34.12	Vasa Tulaha	Townsville	30 Nov 96
LES	17:02.1	Nthabiseng Maktoi	Maseru	02	THA	17:09.59	Patcharee Chaitongsri	Hanoi	10 Dec 03
LIB	17:23.86	Maria Pia Nehmé	Quebec	6 Jun 15	TJK	18:50.8	Gulsara Dadabayeva	Dushanbe	11 Jun 96
LIE*	18:35.42	Carmen Senti	Reykjavik	6 Jun 97	TKM	16:59.1	Anna Markelova	Ashkhabad	25 Apr 98
LTU	15:28.66	Inga Juodeškienė	Heusden	5 Aug 00	TLS	17:08.87	Agueda Fátima Amaral	Jakarta	24 Oct 89
LUX	15:42.38	Danièle Kaber	Bruxelles	5 Sep 86	TOG	17:10.11	Hblavi Adoki Atchadé	Lomé	15 May 11
MAC	18:33.68	Hoi Long	Sofia	3 Aug 13	TPE	16:25.21	Hsu Yu-Fang	Taichung	27 Oct 09
MAD	16:20.30	Clarisse Rasoarizay	St. Paul/REU	13 Aug 98	TTO‡	16:19.17	Tonya Nero	Wichita	16 Apr 11
MAR	14:32.08	Zahra Ouaziz	Berlin	1 Sep 98	TUN	15:59.98	Soulef Bouguerra	Radès	12 Jul 03
MAS	16:18.12	Yuan Yuifang	Jakarta	13 Oct 97	TUR	14:24.68	Elvan Abuyegesse	Bergen	11 Jun 04
MAW	15:36.22	Catherine Chikwakwa	Grosseto	13 Jul 04	UAE	15:12.84	Bethem Desalegn	Pune	7 Jul 13
MDA	15:02.12	Svetlana Guskova	Tallinn	21 Jun 86	UGA	15:05.30	Dorcus Inzikuru	Heusden	31 Jul 04
MDV	20:45.7	Mariyam Inaya Farooq	Faluhmalah	9 Jun 10	UKR	14:59.26	Natalya Berkut	Moskva	12 Jun 04
MEX	15:04.32	Adriana Fernández	Gresham	17 May 03	URU	16:46.65	Elena Guerra	Montevideo	18 Apr 04
MGL	16:11.10	Munkhzhaya Bayartsogt	Incheon	2 Oct 14	USA	14:42.64	Molly Huddle	Monaco	18 Jul 14
MHL	21:32.75	Haley Nema	Koror	5 Aug 10	UZB	15:05.50	Svetlana Ulmasova	Moskva	8 Jul 86
MKD	18:36.46	Katerina Dimeska	Kavala	1 Jul 00	VAN	20:26.9	Serah Kausir	Lenakel	22 Aug 03
MLI	18:18.40	Sitan Bouaré	Niaméy	16 May 10	VEN	16:30.60	Maria Isabel Montilla	Iquique	13 Jun 08
MLT	16:43.8	Carol Galea	Marsa	8 Apr 95	VIE	16:12.73	Doan Nu Truc Van	Hanoi	10 Dec 03
MNE	16:25.91	Sladana Perunović	Reykjavik	19 Jun 11	YEM	20:22.02	Malayeen Al-Shalabi	Sharjah	4 Feb 14
MOZ	16:58.22	Leonor Niuza	Maia	12 Jul 03	ZAM	15:47.58	Miriam Kaumba	Stanford	1 May 05
MRI	17:05.1	Josiane Nairac-Boullé	Réduit	10 Apr 89	ZIM	15:40.63	Samukeliso Moyo	Adelaide	8 Mar 00
MYA	16:06.01	Phyu War Thet	Nay Pyi Taw	17 Dec 13	<i>Alternative outdoor best for federation ratifying indoor marks as absolute records (i)</i>				
NAM	15:44.53	Helalia Johannes	Gaborone	2 Jun 13	NZL	14:45.93	Kim Smith	Roma	11 Jul 08
NCA	18:01.70	Aldy Villalobos	Managua	30 Aug 09	<i>Superior indoor bests not ratified by federation as absolute records (‡)</i>				
NED	14:56.43	Lornah Kiplagat	Stockholm	5 Aug 03	BDI	15:41.75	Diane Nukuri-Johnson	Ames	9 Feb 13
NEP	16:49.98	Kanchi Maya Koju	Guangzhou	26 Nov 10	HAI	20:43.87	Deuniese Désir	Collegeville	6 Dec 14
NFI	25:35.0	Virginia Christian-Bailey	Middlegate	7 Nov 92	TTO	16:01.69	Tonya Nero	Ames	12 Feb 11
NGR	16:10.75	Christiana Augustine	Abuja	28 Feb 98	Notes (*)				
NIG	18:15.7	Rachida Mamane	Cotonou	20 May 95	ARU	18:01.0 Cornelia Melis Vlissingen 31 May 89 – mixed race			
NMI	19:24.18	Noriko Jim-Nasuhara	Susupe	26 Jun 06	CUB	15:34.94 Yesenia Centeno Sevilla 7 Jul 03 – not ratified by federation			
NOR	14:37.33	Ingrid Kristiansen	Stockholm	5 Aug 86	DEN	Official record set in mixed race. Alternative best: 15:22.95 Gitte Karlshøj Berlin 27 Aug 93			
NZL	14:39.89i	Kim Smith	New York	27 Feb 09	ISL	15:53.5 Martha Ernstsóttir Essen 4 Aug 91 – mixed race			
PAK	19:04.0	Rabia Ashiq	Islamabad	20 May 12	LIE	18:12.53 Nicole Klingler Friedriehshafen 25 Jul 14 – mixed race			
PAN	16:24.75	Rolanda Bell	Philadelphia	26 Apr 14	PNG	18:09.30 Rosemary Omundsen Flein 26 Jul 95 – mixed race			
PAR	16:13.28	Carmen Patricia Martínez	São Paulo	3 Aug 14	SIN	Most probably in a mixed race			
PER	15:30.63	Inés Melchor	Trujillo	28 Nov 13	10,000 Metres				
PHI	16:40.81	Mercedita Manipol	Hanoi	10 Dec 03	ALB	34:46.01	Anila Mekshi	Sérres	13 Aug 89
PLE	20:41.88	Hanaa Al-Boushi	Damascus	4 Nov 00	ANG	32:13.15	Souad Ait Salem	Mataró	23 Jul 04
PLW	18:21.79	Christina Wicker	Cambridge, MA	4 Apr 15	AND	36:38.60	Silvia Felipo	Mataró	19 Mar 05
PNG*	18:18.1	Rosemary Omundsen	Lae	30 Jun 95	ANG	35:06.9	Ernestina Paulino	Luanda	2 Aug 08
POL	15:04.88	Lidia Chojecka	Berlin	6 Sep 02	ARG	32:51.10	Rosa Godoy	Buenos Aires	5 Jun 11
POR	14:36.45	Fernanda Ribeiro	Hechtel	22 Jul 95	ARM	36:12.00	Nune Avagjan	Krasnodar	30 May 91
PRK	15:37.5	Ham Bong Sil	Pyongyang	30 Apr 02	ARU	38:23.0	Cornelia Melis	Indianapolis	13 Aug 87
PUR	15:46.65	Beverly Ramos	Stanford	4 Apr 14	ASA	45:34.6	Rose Siaoosi	Utulei	11 Apr 92
PYF	18:05.66	Vaité Bounhoure	Dunedin	21 Mar 03	AUS	30:37.68	Benita Johnson	Paris (St. Denis)	23 Aug 03
ROU	14:31.48	Gabriela Szabo	Berlin	1 Sep 98	AUT	32:12.33	Susanne Pumper	Salzburg	7 May 05
RSA	14:44.05	Elana Meyer	Hechtel	22 Jul 95	AZE	32:18.05	Layes Abdullayeva	Ostrava	15 Jul 11
RUS	14:23.75	Liliya Shobukhova	Kazan	19 Jul 08	BAH	45:50.79	Jennaya Field	Towson	29 Mar 15
RWA	15:43.89	Angeline Nyiransabimana	Jerez	24 Jun 08	BDI	32:29.14	Diane Nukuri-Johnson	Nice	13 Sep 13
SAM	19:42.0	Mele Steiner	Auckland	15 Feb 83	BEL	31:03.60	Marleen Renders	Heusden	5 Aug 00
SEN	17:41.37	Raïssa Djihounouck	Dakar	18 Jun 10	BER*	38:47.61	Ashley Estwanik	Hamilton/BER	15 Jul 13
SEY	18:17.7	Phylis Labonne	Victoria/SEY	14 Apr 07	BIH	34:03.23	Luciah Kimani	Istanbul	12 Apr 08
SIN	17:35.3	Yvonne Danson Tan	Singapore	2 Mar 97	BLR	31:42.02	Yekaterina Khramenkova	Kiev	2 Aug 88
SLE	17:19.9	Mamie Konneh-Lahun	Freetown	26 Dec 12	BOL	34:47.44	Sandra Cortéz	Sevilla	18 Jul 92
SLO	15:15.40	Helena Javornik	Hechtel	7 Aug 99	BOT	39:41.52	Onkemetse Solotote	Windhoek	6 Sep 03
SMR	18:38.17	Monica Randi	San Marino	12 Jun 04	BRA	31:47.76	Carmen Souza de Oliveira	Stuttgart	21 Aug 93
SOL	18:35.51	Sharon Firisua	Cairns	9 May 15					
SRB	15:11.25	Olivera Jevtić	Sydney	22 Sep 00					
SRI	16:21.18	Sujeewa Nilmini Jayasena	Colombo	25 Jul 03					
STP	17:25.99	Celma Bonfim Soares	Beijing	19 Aug 08					
SUD	16:01.25	Hind Roko Musa	Alger	24 Jun 04					
SUI	14:59.28	Anita Weyermann	Roma	5 Jun 96					
SUR	19:01.53	Ilisda Toemere	Rio de Janeiro	22 Jul 11					

COUNTRY	MARK	NAME	VENUE	DATE	COUNTRY	MARK	NAME	VENUE	DATE
BRN	30:47.25	Shitaye Eshete	London	3 Aug 12	LIE*		See footnote		
BUL	32:40.23	Daniela Yordanova	Sofia	28 May 06	LTU	32:30.48	Živilė Balčiūnaitė	Tula	14 Jun 05
CAF	39:10.2	Martine Bayo Hirschenhahn	Strasbourg	22 Sep 96	LUX	32:16.97	Danièle Kaber	Stuttgart	30 Aug 86
CAN	31:41.59	Natasha Wodak	Stanford	2 May 15	MAC	38:57.94	Hoi Long	Taipei	7 Sep 09
CAY	34:21.19	Michelle Bush	Philadelphia	27 Apr 89	MAD	33:52.25	Clarisse Rosariozay	St Paul/REU	11 Aug 98
CGO	39:22.2	Aimée Vividilla	Brazzaville	3 Feb 91	MAR	31:16.94	Asmae Legzaoui	Radès	12 Sep 01
CHI	33:23.12	Erika Olivera	Concepción	30 Nov 96	MAS	33:50.80	Palaniappan Jayanthi	Bruxelles	16 Jul 94
CHN	29:31.78	Wang Junxia	Beijing	8 Sep 93	MAW	35:03.6	Catherine Chikwakwa	Harare	3 Jul 05
CIV	38:27.14	Maferima Traoré	Bouaké	22 Jul 95	MDA	31:42.43	Svetlana Guskova	Stuttgart	30 Aug 86
CMR	36:47.3	Tatou Tchinda	Yaoundé	31 May 10	MEX	31:10.12	Adriana Fernández	Brunswick	1 Jul 00
COD	37:39.9	Kungu Bakombo	Angoulême	10 Apr 93	MGL	33:31.11	Munkhzya Bayartsogt	Incheon	27 Sep 14
COL	32:24.24	Carolina Tabares	Stanford	2 May 15	MKD	41:10.28	Vesna Kiradjieva	Užice	24 May 13
COM	48:48.0	Frahaty Ali M'Sa	Fomboni	29 Dec 13	MLT*	34:25.1	Carol Galea	Watford	30 Apr 97
CPV	37:46.59	Sónia Lopes	Luzmezzane	11 May 03	MNE	34:57.0	Slađana Perunović	Bar	13 Apr 14
CRC	35:06.98	Vínia Pena	Tomey	27 Aug 91	MON	48:02.7	Adrienne Pastorelli	Nice	30 Apr 88
CRO	33:17.91	Lisa Christina Stubic	Sinj	5 Apr 14	MOZ	36:49.02	Teresa Domingos	Beira	24 Jun 02
CUB	33:48.33	Mariela González	La Habana	8 Mar 02	MRI	36:29.25	Maryste Justin	Annaba	30 Aug 88
CYP	32:59.30	Andri Avraam	Seoul	26 Sep 88	MYA	33:52.2	Win Win Mar	Rangoon	20 Jul 97
CZE	32:27.68	Alena Peterková	Pízen	15 Jul 00	NAM	33:42.19	Elizabeth Mongudhi	Windhoek	25 Jul 99
DEN*	31:45.4	Loa Olafsson	København (Ø)	6 Apr 78	NCA	40:13.2	Martha Portobanco	Granada/NCA	22 Oct 93
DOM	34:52.28	Andreina De La Rosa	Ponce	11 Apr 08	NED	30:12.53	Lornah Kiplagat	Paris (St. Denis)	23 Aug 03
ECU	32:42.25	Martha Tenorio	Vancouver	31 May 92	NEP	35:03.43	Kanchi Maya Koju	Colombo	25 Aug 06
EGY	36:17.1	Sarah Ahmed Abou Hassan	El Maadi	5 Apr 07	NFI	47:13.9	Virginia Christian-Bailey	Middlegate	7 Nov 92
ERI	33:23.93	Nazret Weldu Ghebrehiwet	Melbourne	11 Dec 14	NGR	33:43.00	Aminat Olowora	San Diego	4 Apr 15
ESA	36:08.05	Debra Leonor Magaña	Edwardsville	22 May 97	NMI	47:40.2	Carol Lynn Pierce	Mangilao	27 Mar 94
ESP	30:51.69	Marta Dominguez	Göteborg	7 Aug 06	NOR	30:13.74	Ingrid Kristiansen	Oslo	5 Jul 86
EST	32:47.86	Sirje Eichelmann	Kiev	2 Aug 88	NZL	30:35.54	Kim Smith	Stanford	4 May 08
ETH	29:53.80	Meselech Melkamu	Utrecht	14 Jun 09	PAK	40:42.7	Rabia Ashiq	Lahore	21 Apr 11
FIJ	38:49.6	Salome Tabuatalei	Suva	2 Oct 93	PAN	37:14.99	María Teresa Ferris	Cd. de Panamá	16 Apr 11
FIN	31:40.42	Annemari Sandell	Atlanta	27 Jul 96	PAR	34:20.60	Carmen Patricia Martínez	Osasco	22 Jun 14
FRA	31:35.81	Christelle Daunay	Bilbao	3 Jun 12	PER	31:56.62	Inés Melchor	Stanford	2 May 15
FSM	48:10.03	Belinda Renmog	Santa Rita	4 Jun 99	PHI	34:40.3	Christabel Martes	Manila	17 May 01
GAB	41:33.49	Véronique Bingouma	Ibadan	23 Aug 97	PLE	44:56.4	Hanaa Al-Boushi	Damascus	27 Jun 98
GBR	30:01.09	Paula Radcliffe	München	6 Aug 02	PLW	56:35.0	Dannette Ricky	Koror	15 Mar 95
GEQ	43:24.5	Mercedes Asue Elo	Mongomo	5 Jul 02	PNG	38:01.73	Rosemary Turare	Port Vila	11 Dec 93
GER	31:03.62	Kathrin Ullrich	Frankfurt	30 Jun 91	POL	31:43.51	Karolina Jarzyska	Ostrava	27 Jun 13
GHA	35:27.23	Lydia Mato	Hutchinson	14 May 15	POR	30:22.88	Fernanda Ribeiro	Sydney	30 Sep 00
GIB	37:26.85	Emma Montiel	Glasgow	29 Jul 14	PRK	32:02.0	Hong Myong Hui	Pyeongyang	20 Jun 97
GRE	32:18.62	Hrisostomia Iakóvou	München	6 Aug 02	PUR	33:51.54	Beverly Ramos	Walnut	16 Apr 09
GUA	35:54.46	Elsa Monterroso	St. George's	4 Jul 03	PYF	38:48.45	Sophie Gardon	Apia	5 Sep 07
GUI*		See footnote			ROU	31:11.24	Mihaela Botezan	Athina	27 Aug 04
GUM	37:12.43	Sloan Siegrist-Palmore	San Francisco	26 Mar 10	RSA	30:52.51	Elena Meyer	London	10 Sep 94
GUY	37:21.71	Abidemi Charles	Macomb	15 May 03	RUS	30:23.07	Alla Zhilyayeva	Paris (St. Denis)	23 Aug 03
HKG	32:39.88	Chan Man Yee Ropper	Walnut	19 Apr 02	RWA	32:27.90	Marianne Mukamurenzi	Reims	3 Jul 91
HON	38:56.52	Edith Ramirez	San Pedro Sula	11 Dec 97	SEY	41:07.8	Simone Zapha	Victoria/SEY	28 Apr 06
HUN	31:40.31	Anikó Kálovics	Watford	5 Jul 03	SIN	36:27.39	Yvonne Danson Tan	Chiangmai	11 Dec 95
INA	32:49.47	Priyaningsih	Vientiane	17 Dec 09	SLO	31:06.63	Helena Javornik	Athina	27 Aug 04
IND	31:50.47	Preeja Sreedharan	Guangzhou	21 Nov 10	SMR	50:09.4	Mona Bucci Firstrad	San Marino	12 Apr 03
IRI*	38:20.02	Mahboubeh Ghayour	Tehran	28 Aug 14	SOL	39:05.0	Dianah Matekali	Honiara	12
IRL	30:47.59	Sonia O'Sullivan	München	6 Aug 02	SRB	31:29.65	Olivera Jevtić	Sydney	30 Sep 00
IRQ	35:44.93	Maisaa Hussein Matrood	Athina	2 Aug 97	SRI	33:57.96	Sujeewa Nilmini Jayasena	Colombo	26 Jul 03
ISL	32:47.40	Martha Ermsdóttir	Dublin	12 Jun 94	SUD	33:27.76	Amina Bakhit	Doha	15 Dec 11
ISR	33:19.85	Nili Avramitski	Seraing	3 Jul 02	SUI	31:35.96	Daria Nauer	Helsinki	13 Aug 94
ISV	36:27.71	Jackie Morgan	Walnut	16 Apr 99	SUR	41:11.21	Issida Toemere	Rio de Janeiro	20 Jul 11
ITA	31:05.57	Maura Viceconte	Heusden	5 Aug 00	SVK	32:47.24	Ludmila Melicherová	Stuttgart	30 Aug 86
JAM	36:53.89	Trishana Williams	Hays	4 May 13	SWE	31:57.15	Midde Hamrin	Helsinki	19 Aug 90
JOR	37:50.28	Amal Al-Matari	Troisdorf	26 Aug 94	SWZ	36:46.75	Priscilla Mamba	Johannesburg	17 Sep 99
JPN	30:48.89	Yoko Shibui	Stanford	3 May 02	SYR	36:11.94	Zeinab Bakour	Bangkok	14 Dec 98
KAZ	31:46.43	Natalya Sorokivskaya	Kiev	2 Aug 88	TAN	31:32.02	Restituta Joseph	Lille	13 Jun 99
KEN	30:11.53	Florence Kiplagat	Utrecht	14 Jun 09	THA	34:46.61	Jane Vongvorachoti	Philadelphia	25 Apr 13
KGZ	32:16.34	Viktoria Plyudina	Guangzhou	21 Nov 10	TJK	39:04.59	Gulsara Dadabayeva	Lisboa	24 Jul 94
KIR	54:59.74	Ruute Keakea	Koror	1 Aug 98	TKM	35:54.7	Anna Markelova	Ashkhabad	16 May 99
KOR	32:43.35	Lee Eun-Jung	Fukagawa	29 Jun 05	TLS	37:04.17	Agueda Fátima Amaral	Jakarta	5 Sep 88
KOS	39:52.18	Luljeta Zhegrova-Shala	Skopje	11 Apr 15	TG	40:45.2	Hélène Banasso	Lomé	May 08
LAO	37:41.96	Lodkeo Inthakoumman	Nay Pyi Taw	19 Dec 13	TPE	34:16.09	Hsu Yu-Fang	Taichung	25 Oct 09
LAT	30:38.78	Jejena Prokopčuka	Göteborg	7 Aug 06	TTO	33:11.71	Tonya Nero	Stanford	25 Mar 11
LCA*		See footnote			TUN	33:12.98	Soulef Bouguerra	București	9 Aug 03
LES	36:00.2	Mamokete Lechela	Maseru	31 Mar 00	TUR	29:56.34	Elvan Abeylegesse	Beijing	15 Aug 08
LIB	37:58.73	Maria Pia Nehmé	Beyrouth	23 Mar 07	UAE	31:51.86	Alia Saeed Mohamed	Incheon	27 Sep 14

COUNTRY	MARK	NAME	VENUE	DATE	COUNTRY	MARK	NAME	VENUE	DATE
UGA	32:41.95	Linet Chebet	Glasgow	29 Jul 14	CPV	2:58:00	Sónia Lopes	Padova	27 Apr 03
UKR	31:08.89	Natalya Berkut	Tula	25 Jun 04	CRC	2:38:22	Gabriela Traña	Berlin	25 Sep 11
URU	36:07.7	Elena Guerra	Montevideo	16 Apr 04	CRO	2:25:44	Lisa Christina Stubić	Zürich	7 Apr 13
USA	30:22.22	Shalane Flanagan	Beijing	15 Aug 08	CUB	2:36:35	Emperatriz Wilson	Caracas	13 Dec 92
UZB	32:12.54	Sitora Khamidova	Incheon	27 Sep 14	CYP	2:39:19	Andri Avraam	Auckland	31 Jan 90
VEN	34:28.92	María Isabel Montilla	Maraicaoibo	24 May 08	CZE	2:25:19	Alena Peterková	Boston	18 Apr 94
VIE	34:48.28	Doan Nu Truc Van	Hanoi	8 Dec 03	DEN	2:29:34	Dorthe S. Rasmussen	London	23 Apr 89
ZAM	34:46.4	Miriam Kaumba	Wichita	16 Apr 05	DMA	4:36:56	Waverley Richards	Chicago	13 Oct 13
ZIM	33:20.16	Julia Sakara	Stuttgart	19 Aug 93	DOM	2:46:46	Sandra Natal	Frankfurt	29 Oct 95

Notes (*)

BER 37:44.9 Anna Eatherley Hamilton/BER 4 Jul 93 – mixed race
BER Official record set in mixed race. Alternative best – 32:02.89 Dorthe S. Rasmussen, Knarvik 4 Sep 83
GUI 46:08.97 Aida Diallo-Camara La Seyne-sur-Mer 29 Mar 14 – mixed race
IRI 37:50.67 Sarah Alaei Claremont 16 Mar 03 – mixed race
LCA 39:02.56 Nessa Paul St Charles 13 May 04 – mixed race
LIE 36:57.24 Kerstin Menninga München 24 Aug 06 – falsified
 39:43.65 Kerstin Menninga Dornbirn 2 Apr 05 – mixed race
MLT Official record set in mixed race. Alternative best – 34:55.78 Galea San Marino 1 Jun 01

Marathon

Several federations ratify records set on courses (such as Boston) which are aided according to IAAF rules

AFG	3:24:07	Sahar Zamir	Bismarck	15 Sep 07	GRE	2:33:40	María Polizou	Budapest	23 Aug 98
ALB	3:00:05	Lena Josifi	Chicago	7 Oct 12	GRN	3:22:40	Jennifer Boca	New York	4 Nov 90
ALG	2:25:08	Souad Ait Salem	Roma	18 Mar 07	GUA	2:49:39	Dina Cruz Velázquez	Miami	30 Jan 11
AND	3:16:19	Eva Iglesias	Firenze	29 Nov 09	GUI	3:20:11	Aida Diallo-Camara	Carqueiranne	23 Nov 03
ANG	3:48:29	Cristina Saraiva	Porto	2 Nov 14	GUM*	2:59:43	Jen Allred	Pensacola	29 Feb 92
ARG	2:30:32	Griselda González	Torino	11 May 97	GUY	3:01:08	Abidemi Charles	Port-of-Spain	30 Jan 00
ARM*	2:56:57	Alexa Babakhanian	Edmonton	12 Aug 01	HAI	3:10:51	Bidemi Lainé	Miami	2 Feb 14
ARU	2:53:24	Cornelia Melis	Seoul	23 Sep 88	HKG*	2:37:53	Chan Man Yee Ropper	Richmond	9 Nov 02
ASA	3:57:15	Faye Ondelacy	Anchorage	19 Jun 99	HON	2:57:17	Magda Miliady Castillo	Edmonton	12 Aug 01
AUS	2:22:36	Benita Johnson	Chicago	22 Oct 06	HUN*	2:28:50	Judith Nagy	Berlin	29 Sep 96
AUT	2:30:43	Andrea Mayr	Wien	19 Apr 09	INA	2:31:49	Triyaningsih	Guangzhou	27 Nov 10
AZE	2:43:35	Gezashign Safarova	Madrid	28 Apr 13	IND	2:37:29	Orchatteri P. Jaisha	Mumbai	18 Jan 15
BAH	2:54:37	Giselle Pfyrom	Jacksonville	16 Dec 95	IRI	3:12:56	Mersedeh Chegini	Dubai	23 Jan 15
BAR	3:06:07	Caroline Moorat	Port-of-Spain	7 Jun 87	IRL	2:22:23	Catherina McKiernan	Amsterdam	1 Nov 98
BDI	2:27:50	Diane Nokuri-Johnson	London	26 Apr 15	IRQ	3:29:21	Yasmin Wadhai	Dubai	23 Jan 15
BEL	2:23:05	Marleen Renders	Paris	7 Apr 02	ISL	2:35:15	Martha Ernstsóttir	Berlin	26 Sep 99
BEN	3:00:30	Bentille Alassane	Parakou	12 Feb 11	ISR	2:36:36	Nili Avramski	Paris	4 Apr 04
BER	2:54:18	Deborah Butterfield	Hamilton	24 Jan 90	ISV	2:43:59	Lisha Hamilton	San Diego	6 Jun 04
BHU	4:39:56	Meena Khandal	Punakha	23 Feb 14	ITA	2:23:44	Valeria Straneo	Rotterdam	15 Apr 12
BIH	2:34:57	Lucija Kimani	Zagreb	9 Oct 11	IVB	4:41:30	Velma George	New York	14 Nov 93
BIZ	3:05:13	Melissa Henderson	Houston	15 Jan 06	JAM	3:08:47	Jill Vincent	San Diego	4 Jun 00
BLR	2:23:06	Aliaksandra Duliba	Dubai	23 Jan 15	JOR	3:24:54	Razan Al-Mogbel	Amman	4 Oct 13
BOL	2:45:05	Sonia Calizaya	Buenos Aires	4 Nov 07	JPN	2:19:12	Mizuki Noguchi	Berlin	25 Sep 05
BOT	2:51:32	Onkemsete Solotata	Durban	10 Feb 08	KAZ	2:27:57	Zoya Ivanova	Tokyo	15 Nov 87
BRA	2:27:41	Carmen Souza de Oliveira	Boston	18 Apr 94	KEN	2:18:37	Mary Keitany	London	22 Apr 12
BRN	2:22:08	Eunice Jepkirui	Nagoya	8 Mar 15	KGZ	2:26:27	Irina Bogachova	Boston	17 Apr 00
BRU	3:56:11	Jacqueline Teo Cheng Nee	Singapore	7 Dec 08	KOR	2:26:12	Kwon Eun-Ju	Chuncheon	26 Oct 97
BUL	2:35:02	Galina Goranova	Houston	21 Jan 96	KOS	3:21:05	Myrvete Përvetica	Podgorica	29 Oct 06
BUR	4:00:37	Nicole Badolo	Ouagadougou	29 May 10	KSA*	3:25:59	Sarah Attar	Carmel	26 Apr 15
CAF	3:28:41	Virginie Gloum	Bondoufle	11 Jul 94	LAO	3:25:16	Sirivanh Ketavong	Atlanta	28 Jul 96
CAM	3:03:01	Nary Ly	Paris	10 Apr 11	LAT	2:22:56	Jeļena Prokopčuka	Osaka	30 Jan 05
CAN	2:28:00	Lanni Marchant	Toronto	20 Oct 13	LBR	2:50:10	Monique Maddy	Boston	15 Apr 02
CAY	2:37:41	Michelle Bush-Cuke	Sacramento	8 Dec 91	LCA	4:25:39	Lizette Ward	Berlin	25 Sep 11
CGO	3:20:56	Ida Brunelle Kiyindou	Paris	4 Apr 04	LES	2:38:26	Mamorallo Tjoka	Johannesburg	7 Sep 14
CHI	2:32:23	Erika Olivera	Rotterdam	18 Apr 99	LIB	3:00:02	Maria Pia Nehmé	Zürich	26 Apr 09
CHN	2:19:39	Sun Yingjie	Beijing	19 Oct 03	LIE	2:51:20	Nicole Klingler	Praha	11 May 08
CIV	7:20:22	Swaady Martin-Leke	New York	6 Nov 11	LTU	2:25:15	Živilė Balciūnaitė	Tokyo	20 Nov 05
CMR	2:58:47	Immaculate Tari Wimgo	Boston	21 Apr 08	LUX	2:29:23	Danièle Kaber	Seoul	23 Sep 82
COD	3:29:10	Kungu Bakombo	Barcelona	1 Aug 92	MAC	3:02:21	Hoi Long	Macao	1 Dec 13
COK	3:32:33	Kiki Atonia	Avarua	3 May 80	MAD	2:38:21	Clarisse Rasoarizay	Bambous	6 Sep 03
COL	2:33:33	Érika Abril	London	5 Aug 12	MAR	2:26:10	Zhor El Kamch	Rotterdam	4 Apr 04
COM	3:30:00	Frahaty Ali M'Sa	Moroni	3 Jun 12	MAS	2:49:28	Yuan Yufang	Kuala Lumpur	30 Apr 00
					MAW	2:50:54	Tereza Master	Glasgow	27 Jul 14
					MDA	2:31:00	Tatyana Zuyeva	Carpi	27 Oct 91

COUNTRY	MARK	NAME	VENUE	DATE	COUNTRY	MARK	NAME	VENUE	DATE
MDV	3:48:11	Zuleikha Ali	Malé	29 Dec 07	UGA	2:37:43	Jane Suuto	Caen	19 Jun 11
MEX	2:22:59	Madai Pérez	Chicago	22 Oct 06	UKR 2:22:09	Tetyana Gamera	Osaka	25 Jan 15	25 Jan 15
MGL 2:33:36	Munkhaya Bayartsogt	Chongqing	22 Mar 15	URU	2:48:58	María Laura Bazallo	Buenos Aires	13 Oct 13	13 Oct 13
MHL	4:48:36	Mereille Bishop	Honolulu	14 Dec 14	USA	2:19:36	Deena Kastor	London	23 Apr 06
MKD 3:07:55	Vesna Kiradjieva	Rotterdam	12 Apr 15	UZB	2:30:36	Nadezhda Usmanova	Vilnius	7 Oct 84	7 Oct 84
MLI	5:04:08	Yonica Bégni	Marrakech	25 Jan 09	VEN	2:36:17	Elizabeth Oberli-Schuh	Frankfurt	13 May 84
MLT	2:36:52	Carol Galea	Firenze	1 Dec 96	VIE	2:45:34	Pham Thi Binh	Nay Pyi Taw	16 Dec 13
MNE	2:39:07	Slađana Perunović	London	5 Aug 12	VIN	3:18:44	Adelaida Carrington	Port-of-Spain	26 Jan 03
MON	3:35:39	Adrienne Pastorelly	Marrakech	12 Jan 92	ZAM	3:04:47	Mercy Kalunga	Dubai	24 Jan 14
MOZ*		See footnote			ZIM	2:29:20	Tabitha Tsatsa	Seoul	16 Mar 08
MRI*	2:48:40	Maryse Justin	Canberra	10 Apr 88	Notes (*)				
MYA	2:38:42	Pa Pa	Yangon	13 Feb 04	ARM	2:49:40 Babakhanian Duluth 20 Jun 98 – as a US citizen			
NAM	2:26:09	Helalia Johannes	London	5 Aug 12	GUM	2:54:34 Rhonda Davidson-Alley Portland 2 Oct 94 – not ratified by federation as she moved to Guam only after this day			
NCA	3:07:57	Yelka Mairena	Xalapa	30 Nov 14	HKG	2:35:49 Ropper Salt Lake City 24 Apr 04 – downhill			
NED	2:23:43	Lornah Kiplagat	New York	2 Nov 03	HUN	2:26:43 Aniko Kalovics Carpi 15 Oct 06 – not ratified by federation (downhill)			
NEP	2:57:36	Sworupa Khadka	Chicago	13 Oct 13	KSA	3:18:37 Attar Boston 20 Apr 15 – downhill point-to-point course			
NGR*	2:40:37	Mary Akor	St. Louis	3 Apr 04	MOZ	2:38:44 Renalda Senda, listed previously – a South African citizen			
NMI	3:16:14	Mamiko Oshima-Berger	Saipan	6 Mar 10	MRI	2:47:49 Danielle Florens Gold Coast 4 Jul 04 – no doping control			
NOR	2:21:06	Ingrid Kristiansen	London	21 Apr 85	NGR	Since February 2003, Akor has dual citizenship and she opted to compete for the USA in 2005			
NZL	2:25:21	Kim Smith	London	25 Apr 10	PHI	2:38:44 Christabel Mares, Manila 24 Jul 05 – short course			
OMA	4:12:58	Zuwena Al-Rawahi	Berlin	28 Sep 14	SEY	3:30:19 Simone Zapha Beau Vallon Beach 15 Feb 09 – not ratified by federation			
PAK	4:12:36	Sadia Parveen	Hongkong	24 Feb 02	SIN	2:30:53 Yvonne Danson Boston 17 Apr 95 – as a British citizen			
PAN	3:04:58	Gilda Méndez	Los Angeles	5 Mar 95					
PAR 2:36:01	Carmen Patricia Martínez	Rotterdam	12 Apr 15						
PER	2:26:48	Inés Melchor	Berlin	28 Sep 14					
PHI*	2:44:41	Iho-Ann Banayag	Nakhon Ratchasi	9 Dec 07					
PLE 3:58:52	Lara Mansour	Dubai	23 Jan 15						
PLW	4:10:16	Donna Rodriguez	Honolulu	12 Dec 99					
PNG	3:41:14	Rosemary Turare	Goroka	13 Nov 94					
POL	2:24:18	Wanda Panfil	Boston	15 Apr 91					
POR	2:23:29	Rosa Mota	Chicago	20 Oct 85					
PRK	2:25:31	Ham Bong Sil	Paris (St. Denis)	31 Aug 03					
PUR	2:44:58	Yolanda Mercado	London	22 Apr 07					
PYF	2:49:12	Sophie Gardon	Moorea	12 Feb 06					
ROU	2:21:30	Constantina Tomescu-Diță	Chicago	9 Oct 05					
RSA	2:25:15	Elana Meyer	Boston	18 Apr 94					
RUS*	2:20:47	Galina Bogomolova	Chicago	22 Oct 06					
RWA	2:33:59	Épiphanie Nyirabarame	Berlin	23 Aug 09					
SAM	3:11:58	Mele Steiner	Auckland	22 Nov 81					
SEN 4:07:43	Fatima Assi	Stockholm	30 May 15						
SEY*	3:30:53	Simone Zapha	Le Tampon	6 Jun 10					
SIN*	2:34:41	Yvonne Danson	Chiangmai	13 Dec 95					
SKN	3:55:39	Vanessa Williams	Charlestown	20 Sep 14					
SLE	2:47:09	Mamie Konneh-Lahun	London	13 Apr 14					
SLO	2:27:33	Helena Javornik	Amsterdam	17 Oct 04					
SMR	3:10:00	Amy-Gail Cesaretti	Ravenna	1 May 83					
SOL	3:46:23	Dianah Matekali	Honiara	9 Sep 12					
SOM	4:58:20	Lella Ismail	Dubai	16 Jan 09					
SRB	2:25:23	Olivera Jevtić	Rotterdam	13 Apr 03					
SRI 2:40:07	Niluka Geethani Rajasekara	Hongkong	25 Jan 15						
SUD	3:25:28	Hanoyea Hasballa Adam	Amman	24 Oct 14					
SUI	2:25:51	Frantziska Rochat-Moser	Boston	19 Apr 99					
SUR	3:40:32	Ilisida Toemere	Eindhoven	12 Oct 14					
SVK	2:33:19	Ludmila Melicherová	Wien	22 Apr 90					
SWE	2:23:41	Isabellah Andersson	Dubai	21 Jan 11					
SWZ	2:56:24	Priscilla Mamba	Ngodwana	19 Mar 05					
SYR	5:28:53	Rana Shanawani	New York	3 Nov 13					
TAN	2:24:59	Banuella Mrashani	Tokyo	17 Nov 02					
TGA	5:09:41	Falamoe Fau'ese Weber	Berlin	25 Sep 11					
THA	2:40:40	Jane Vongvorachoti	Chicago	12 Oct 14					
TJK	2:39:01	Gulsara Dadabayeva	Ljubljana	26 Oct 03					
TKM	2:57:36	Tamara Tongush	Ashkhabad	5 Dec 85					
TKS	3:45:48	Lynn Robinson	New York	6 Nov 11					
TLS	3:03:53	Agueda Fátima Amaral	Hanoi	12 Dec 03					
TPE	2:39:53	Hsu Yu-Fang	Xiamen	27 Mar 04					
TTO	2:43:14	Tonya Nero	Rotterdam	15 Apr 12					
TUN	2:40:13	Amira Benamor	London	5 Aug 12					
TUR 2:24:44	Sultan Haydar	Dubai	23 Jan 15						
UAE	5:03:55	Reem Fekri	London	26 Apr 09					
ALB	9:54.73	Luiza Gega	Tiranë	13 Jun 11					
ALG	9:29.20	Amina Betiche	Ostrava	17 Jun 14					
AND	13:51.93	Germa Iglesias	Istanbul	18 Jun 05					
ANG	10:56.77	Lilian Silva	Póvoa de Varzim	29 May 10					
ARG 9:57.11	Belén Adaluz Casetta	Lima	14 Jun 15						
ARM	12:23.01	Gohar Astryan	Istanbul	18 Jun 05					
AUS	9:18.35	Donna MacFarlane	Oslo	6 Jun 08					
AUT	9:47.61	Andrea Mayr	Namur	2 Jul 08					
AZE	9:34.75	Layes Abdullayeva	Barcelona	30 Jul 10					
BAH	11:59.00	Jessica Ferguson	Indianola	12 Apr 03					
BDI	11:28.83	Spéciose Gakobwa	St. Renan	19 Jun 10					
BEL	9:28.47	Veerle Dejaeghere	Neerpelt	2 Jun 07					
BER	10:27.50	Ashley Berry	Atlanta	16 May 14					
BIH	10:16.80	Biljana Cvijanović	Mersin	28 Jun 13					
BLR	9:16.51	Alesya Turava	Gdansk	27 Jul 02					
BOL	10:40.7	Niusha Mansilla	Ámbato	14 Sep 01					
BOT	10:32.15	Onnelle Dintwe	Durban	9 Apr 11					
BRA	9:41.22	Sabine Heitling	London	25 Jul 09					
BRN	9:20.55	Ruth Chebet	Zürich	28 Aug 14					
BUL	9:35.66	Silvia Danekova	Moskva	10 Aug 13					
CAN	9:33.45	Jessica Furlan	Heusden	19 Jul 14					
CHI	10:39.82	Ingrid Galloso	Lima	6 Sep 08					
CHN	9:26.25	Liú Nian	Wuhan	2 Nov 07					
COL	9:42.71	Ángela Figueroa	Rio de Janeiro	20 May 12					
CPV*	10:58.77	Sónia Lopes	Marcon	19 May 07					
CRC	10:59.80	Gabriela Traña	Ponce	26 May 06					
CRO	10:09.56	Lisa Christina Stubič	Ljubljana	1 Jun 09					
CUB	9:58.7	Yoslin Ocampo	La Habana	30 May 09					
CYP	10:40.79	Stella Christophorou	Athens, GA	23 Apr 11					
CZE	9:41.73	Marcela Lustigová	Praha	13 Jun 11					
DEN	10:04.65	Louise Mørch	Praha	27 Jun 05					
DOM	9:45.84	Maria Mancebo	São Paulo	1 Aug 14					
ECU	10:11.98	Mónica Amboya	Huelva	6 Aug 04					
EGY	11:15.9	Sarah Ahmed Abou Hassan	El Maadi	23 Mar 08					
ERI	10:25.2	Yohana Zemuy	Asmara	1/3 Apr 11					
ESA	10:38.25	Zuna Portillo-Rodríguez	Baton Rouge	21 Apr 12					
ESP	9:07.32	Marta Dominguez	Berlin	17 Aug 09					
EST	9:50.15	Jekaterina Patjuk	Tallinn	21 Jun 14					
ETH	9:09.00	Sofia Assefa	Oslo	7 Jun 12					
FIN	9:24.70	Sandra Eriksson	Glasgow	12 Jul 14					

COUNTRY	MARK	NAME	VENUE	DATE	COUNTRY	MARK	NAME	VENUE	DATE
FRA	9:25.62	Sophie Duarte	Roma	10 Jul 09	SUI	9:37.81	Fabienne Schlumpf	Oordegem	31 May 14
GBR	9:24.24	Barbara Parker	Eugene	2 Jun 12	SUR	11:44.33	Letitia Vriesde	Utrecht	26 May 06
GBS*	12:03.75	Suaila Sá	Spilimbergo	28 Sep 14	SVK	10:34.02	Kristína Protičová	Louisville	29 May 04
GEO	11:10.24	Natia Gelashvili	Istanbul	18 Jun 05	SWE	9:23.96	Charlotta Fougberg	Glasgow	12 Jul 14
GER	9:18.54	Antje Möldner	Berlin	17 Aug 09	SYR	11:17.79	Fatima Ghassan Rayya	Palembang	26 Sep 13
GRE	9:30.72	Irini Kokkiriariou	Athina	13 Jul 08	THA	11:15.94	Sonthiya Saiwaew	Khon Kaen	7 Mar 12
GUA	10:51.55	Evonne Marroquín	Mayagüez	30 Jul 10	TJK	11:39.84	Mehrangez Nazarova	Shymkent	7 May 14
GUM	11:43.00	Amy Atkinson	Tumon	23 Jul 11	TPE	10:37.54	Chen Chao-Chun	Taipei	23 Mar 13
GUY	11:32.82	Jennifer Chichester	Greensboro	8 May 10	TTO	10:57.00	Scarla Nero	Cedar Falls	14 May 11
HAI	11:55.57	Deunisse Désir	York, PA	3 May 15	TUN	9:08.37	Habiba Ghribi	London	6 Aug 12
HKG	10:25.81	Yiu Kit Ching	Tianjin	9 Oct 13	TUR	9:13.53	Gülcan Mingir	Sofia	9 Jun 12
HON	11:28.96	Aldy González	Tegucigalpa	20 Jun 14	UAE	9:53.19	Bethlem Desalegn	Stockholm	21 Aug 14
HUN	9:30.20	Lívía Tóth	Monaco	9 Sep 05	UGA	9:15.04	Dorcus Inzikuru	Athina	14 Jun 05
INA	9:49.46	Rini Budiarti	Incheon	27 Sep 14	UKR	9:27.26	Valentyna Horpynych	Yalta	7 Jun 08
IND	9:34.13	Lalita Babar	Wuhan	6 Jun 15	URU	11:22.31	Aldana Machado	Montevideo	27 Apr 14
IRI	11:16.27	Leila Ebrahimi	Kuala Lumpur	11 Oct 09	USA	9:11.42	Emma Coburn	Glasgow	12 Jul 14
IRL	9:28.29	Róisín McGettigan	Heusden	28 Jul 07	UZB	10:32.89	Irina Moroz	Incheon	27 Sep 14
IRQ	13:34.4	Dalya Ahmed Mohammed	Baghdad	25/27 Apr 12	VEN	10:42.83	Dayana Pérez	Ponce	15 Apr 11
ISL	10:42.25	Íris Anna Skúladóttir	Tallinn	21 Jun 08	VIE	10:02.98	Nguyen Thi Phuong	Da Nang	29 Dec 10
ISR	10:41.56	Irina Weingarten	Tel Aviv	4 Jun 05	ZIM	9:52.98	Letiwe Marakurwa	Sacramento	13 Jun 03
ITA	9:27.48	Elena Romagnolo	Beijing	15 Aug 08					
JAM	9:27.21	Mardrea Hyman	Monaco	9 Sep 05					
JOR	11:15.97	Ala Ziad Khalifah	Irbid	20 Mar 10					
JPN	9:33.93	Minori Hayakari	Heusden	20 Jul 08					
KAZ	10:47.48	Yelena Gofman	Almaty	19 Jun 12					
KEN	9:07.14	Milcah Chemos	Oslo	7 Jun 12					
KOR	10:17.63	Shin Sa-Hin	Jinju	10 Oct 10					
LAO	12:24.30	Souksavanh Malivanh	Bangkok	4 Sep 13					
LAT	9:27.21	Pojlna Jelizarova	London	4 Aug 12					
LIB	11:53.87	Hoda El Awadi	Jamhour	15 Jul 11					
LTU	9:30.21	Rasa Troup	Beijing	15 Aug 08					
LUX	10:58.58	Véronique Hansen	Dudelange	13 Jun 08					
MAD	9:47.57	Marie-Éliane Saholinirina	Sotteville	10 Jul 12					
MAR	9:21.24	Salima Alami	Paris (St. Denis)	5 Jul 14					
MAS	10:55.31	Melinder Kaur	Malacca	17 Jun 10					
MDA	9:36.63	Oksana Juravel	Berlin	15 Aug 09					
MEX	9:48.33	Ana Narváez	Eagle Rock	14 May 15					
MKD	12:19.78	Aleksandra Mitreska	Marsa	19 Jun 10					
MLT	11:28.0	Mona Lisa Camilleri	Marsa	13 May 15					
MNE	10:40.1	Sladana Perunović	Bar	8 Jun 13					
MRI	12:12.43	Love Machabée	Victoria/SEY	12 Aug 11					
MYA	10:52.75	Khin Mar Se	Singapore	12 Jun 15					
NAM	11:17.84	Shivomwene Shilongo	Windhoek	28 Apr 12					
NCA	11:41.0	Yeika Mairena	Managua	17 Apr 11					
NED	9:38.40	Miranda Boonstra	Nijmegen	29 May 09					
NOR	9:33.19	Karoline Bjerkeli Grøvdal	Neerpelt	2 Jun 07					
NZL	9:32.54	Kate McLroy	Heusden	22 Jul 06					
PAN	9:47.16	Rolanda Bell	New York	13 Jun 15					
PAR	10:39.2	Maria Caballero	Asunción	27 Jul 13					
PER	9:53.42	Zulema Arenas	São Paulo	1 Aug 14					
PHI*	10:36.90	Jessica Barnard	Singapore	12 Jun 15					
PLW	11:51.13	Christina Wicker	Troy	5 Apr 14					
PNG	11:10.48	Rama Kumilgo	Cairns	10 May 15					
POL	9:17.15	Wioletta Janowska	Athina	3 Jul 06					
POR	9:18.54	Jéssica Augusto	Huelva	9 Jun 10					
PRK	10:04.83	Pak Kum Hyang	Tianjin	9 Oct 13					
PUR	9:39.33	Beverly Ramos	Sotteville	10 Jul 12					
PYF	11:07.55	Heiata Brinkfield	Nouméa	6 Sep 11					
ROU	9:16.85	Cristina Casandra	Beijing	17 Aug 08					
RSA	9:54.19	Tebogo Masehla	Oordegem	4 Jun 11					
RUS	8:58.81	Gulnara Samitova	Beijing	17 Aug 08					
SEN	11:06.74	Ramata Thiam	Reims	20 Jul 03					
SIN	11:45.16	Cheryl Chan Xue	Rou Singapore	12 Jun 15					
SLO	9:35.10	Maruša Mišmaš	Bratislava	9 May 15					
SOL	11:27.42	Sharon Firisua	Cairns	10 May 15					
SRB	10:02.24	Biljana Jović	Debrecen	13 Jul 07					
SRI	10:11.72	Eranga Rasika Dulakshi Colombo		9 Nov 12					
STP	10:42.48	Celma Bonfim Soares	Lisboa	31 May 08					
SUD	9:47.41	Kalamaya Mana Durka	Barcelona	19 Jul 08					

Notes (*)

CPV Sónia Lopes became an Italian citizen on 1 Aug 07

GBS Suaila Sá became an Italian citizen in 2015

PHI Jessica Barnard transferred to The Philippines from Aug 2013. As a US citizen 10:22.90 Irvine 11 May 12

100 Metres Hurdles

AIA	14.97	Dee-Ann Rogers	Kazan	10 Jul 13
ALB	14.18	Anila Meta	München	8 Aug 02
ALG	13.02	Yasmina Azzizi	Brescia	16 May 92
AND	16.42	Montserrat Pujol	Torremolinos	10 Jul 99
ANG	14.01	Witney Barata	Lisboa	17 Jun 12
ANT	15.77	Elma Camacho	Murfreesboro	10 May 09
ARG	13.28	Verónica Depaoli	Winnipeg	30 Jul 99
ARM	14.13	Nadezhda Karyakina	Bernhausen	19 Jun 77
ARU	15.84	Julianne Dorothal	Ottawa	1 Jun 13
ASA	19.8	Tiola	Apia	14 Aug 87
AUS	12.28	Sally Pearson	Daegu	3 Sep 11
AUT	12.82	Beate Schrott	Luzern	17 Jul 12
AZE	13.85	Ella Kolesnikova	Sverdlovsk	6 Jul 90
BAH	13.00	Devynne Charlton	Eugene	13 Jun 15
	13.00	Adanaca Brown	Nassau	27 Jun 15
BAN	13.99	Sumita Rani	Dhaka	7 Feb 10
BAR	12.98	Kierre Beckles	Clermont	31 May 14
BEL	12.79	Anne Zagré	Luzern	17 Jul 12
BEN	13.98	Odile Ahouwanou	Kladno	12 Jun 15
BER	14.27	Shianne Smith	Morélia	5 Jul 13
BIH	13.80	Emina Pilav	Athina	26 Aug 73
BIZ	14.35	Alexia Neal	Williamsburg	1 May 15
BLR	12.66	Lidia Yurkova	Kiev	5 Jul 90
BOL	15.23	Violeta Gareca	Cochabamba	4 Oct 09
BOT	13.66	Oarabile Babolayi	Normal	16 May 15
BRA	12.71	Maurren Higa Maggi	Manaus	19 May 01
BRN	13.34	Fatmata Fofanah	Cork	4 Jul 09
BRU	17.08	Norhayati Hj Yassin	Kuching	19 Jul 86
BUL	12.21	Yordanka Donkova	Stara Zagora	20 Aug 88
BUR	13.27	Marthe Koala	Kladno	12 Jun 15
CAF	13.51	Maria-Joëlle Conjunjo	Paris (St. Denis)	25 Aug 03
CAM	17.9	Khong Yoem	Phnom Penh	30 May 69
	17.9	Kim Mom	Bangkok	12 Dec 70
CAN	12.46	Perdita Félicien	Eugene	19 Jun 04
CAY	14.69	Amelia Gillispie	Hamilton/BER	16 Jul 13
CGO	14.40	Christiane Diabakana	Lyon	13 Jul 03
CHI	13.30	Francisca Guzmán	Cochabamba	11 May 03
CHN	12.64	Zhang Yu	Beijing	9 Sep 93
CIV*	13.14	Rosvitha Okou	Reims	12 Jul 14
CMR	13.41	Caroline Kaboud Mebam	Strasbourg	2 Jul 08
COD	13.97	Cynthia Madiangele Bolingo	Herve	21 May 11

COUNTRY	MARK	NAME	VENUE	DATE	COUNTRY	MARK	NAME	VENUE	DATE
COK	16.54	Suzanne Estall	Hamilton	10 Mar 88	LAT	12.90	Ludmila Olijare	Bryansk	8 Sep 89
COL	12.89	Brigith Merlano	Mayagüez	17 Jul 11	LBR	13.21	Hannah Cooper	Baton Rouge	30 May 02
COM	13.83	Féta Ahamada	Bondoufle	11 Jul 09	LCA	13.52	Makeba Alcide	Eugene	6 Jun 13
CPV	14.97	Cláudia Moreira	Lisboa	14 Jul 02	LES	14.62	Selloane Ts'oaeli	Maputo	13 Sep 11
CRC	13.72	Andrea Vargas	San José/CRC	31 May 14	LIB*	14.88	Sandra Gabriel	Campbelltown	15 Feb 03
	13.72	Andrea Vargas	Morelia	5 Jul 14	LIE	13.38	Manuela Marxer	Jona	17 Jul 94
CRO	13.03	Andrea Ivančević	Slovenska Bistrica	30 May 15	LTU	13.10	Sonata Tamošaitytė	Beograd	10 Jul 09
CUB	12.61	Anay Tejeda	Cali	5 Jul 08		13.10	Sonata Tamošaitytė	Kaunas	17 Jul 09
CYP	13.25	Evmorfia Baourda	Nicosia	6 Jun 09		13.10	Sonata Tamošaitytė	Tartu	28 May 11
CZE	12.73	Lucie Škrobáková	Kladno	5 Jul 09	LUX	13.36	Véronique Linster	Oordegem	30 Jun 96
DEN	13.45	Dorthe A. Rasmussen	Oslo	26 Jun 81	MAC	16.80	Ho Sin Mei	Macao	5 Mar 06
	13.45	Dorthe A. Rasmussen	Frederiksberg	18 Aug 84	MAD	12.84	Rosa Rakotozafy	Niort	31 Jul 99
DJI	19.3	Kadra Ahmed Saleh	Addis Ababa	25 Apr 09	MAR	13.44	Yamina Hajjaji	Fès	16 Jun 12
DMA	14.03	Thea LaFond	East Lansing	16 May 15	MAS	13.27	Moh Siew Wei	Kassel	11 Jun 04
DOM	12.77	LaVonne Idlette	Montverde	8 Jun 13	MAW	20.95	AmBwene Simukonda	Kingston-upon-Thames	4 Aug 13
ECU	13.16	Nancy Valleciella	Indianapolis	13 Aug 87	MDA	12.81	Maria Kemencezhi	Cottbus	26 Jun 82
EGY	13.86	Selma Emam Abou El Hassan	El Maadi	6 Apr 07	MDV	19.84	Nashfa Amira	Bangkok	30 Oct 02
ERI	18.8	Awet Elos	Asmara	24/26 Jun 11	MEX	13.20	Sandra Tavares	Cd. de México	19 May 90
ESA	14.61	Laura Valdeperas	Cincinnati	30 Mar 02	MGL	15.4	Batsuur Niamsouren	Ulan Bator	29 Jul 72
ESP	12.50	Josephine ONYA	Berlin	1 Jun 08	MKD	13.36	Elizabeth Pavlovska	Sofia	24 May 94
EST	12.93	Mirjam Liimask	Erfurt	17 Jul 05	MLI	13.21	Rahamatou Dramé	Chambéry	4 Jul 10
ETH	15.34	Teshome Gebremedhin Korjit	Bambous	30 Aug 13	MLT	15.25	Marija Sciberras	Marsa	20 Jun 10
FIJ	13.62	Rachel Rogers	Canberra	8 Feb 98	MNE	14.20	Sanja Tripković	Istanbul	27 Jun 99
FIN	12.98	Nooralotta Neziri	Kuortane	13 Jul 14	MNT	18.6	Lynette Lee	Enfield	25 Apr 70
FRA	12.56	Monique Ewanjé-Épée	Lille	29 Jun 90	MON	15.09	Carine Cresto	Bondoufle	14 Jun 94
	12.56	Cindy Billaud	Reims	12 Jul 14	MOZ	14.09	Telma Cossa	Macao	12 Oct 06
FSM	17.84	Ashley Apiner	Kolonia	21 Jul 14	MRI	14.10	Stéphanie Domaingue	Val-de-Reuil	23 Jun 01
GAB	14.49	Ruddy Zang Milama	La Roche-sur-Yon	26 Oct 08	MYA	14.35	Nwe Nwe Yee	Manila	13 Dec 81
GAM	14.70	Nusrat Ceesay	Huelva	12 Jun 13	NAM	14.34	Steffi van Wyk	Johannesburg	27 Apr 12
GBR	12.51	Tiffany Porter	Marrakech	14 Sep 14	NCA	15.61	Maria Inaly Morazán	Cd. de Panamá	16 Apr 10
GBS*	14.25	Sténia Betuncal	Setúbal	3 Jul 10	NED	12.77	Marjan Olyslager	Lille	25 Jun 89
GEO	14.47	Tamara Kidiasvili	Moskva	25 Jul 79	NEP	17.61	Keshari Chaudhari	Pune	4 Jul 13
GEQ	15.95	Bibiana-Martina Olaman	Nairobi	30 Jul 10	NFI	18.00	Zinta Flitten	Auckland	25 Jan 97
GER	12.42	Bettina Jahn	Berlin	8 Jun 83	NGR	12.44	Glory Alozie	Monaco	8 Aug 98
GHA	13.02	Vida Nsiah	Philadelphia	27 Apr 01		12.44	Glory Alozie	Bruxelles	28 Aug 98
	13.02	Vida Nsiah	Philadelphia	28 Apr 01		12.44	Glory Alozie	Sevilla	28 Aug 99
GIB	19.68	Bernice Tighe	Gibraltar	18 Jul 95	NMI	17.50	Rachel Abrams	Kolonia	21 Jul 14
GRE	12.64	Paraskevi Patoulidou	Barcelona	6 Aug 92	NOR	12.74	Christina Vukicevic	Hengelo	1 Jun 09
GRN	13.76	Ruthlyn Granger	Columbia	12 May 01	NRU	21.0	Dana Thoma	Bairiki	15 Jun 07
GUA	14.19	Amapola Arimany	Cd. de México	23 Jul 88	NZL	13.10	Andrea Miller	Genève	6 Jun 09
GUI	12.96	Fatmata Fofanah	Sacramento	8 Jun 07		13.10	Andrea Miller	Oordegem	4 Jul 09
GUM	15.65	Stephani Loisel	Yona	18 May 12	OMA	14.47	Buthayna Ayed Al-Yacobi	Palembang	28 Sep 13
GUY	13.73	Najuma Fletcher	Wilberforce	13 May 95	PAK	14.88	Noshee Parveen	Lahore	23 Apr 08
HAI	12.74	Nadine Faustin	Athina	23 Aug 04	PAN*	12.86	Yvette Lewis	Cd. de México	16 Aug 14
HKG	13.14	Chan Sau Ying	Walnut	17 Apr 94	PAR	13.66	Ana Camila Pirelli	Santiago/CHI	14 Mar 14
HON	13.83	Jeimy Julissa Bernárdez	Toluca	19 Jul 08	PER	13.56	Edith Noeding	Cd. de México	19 Oct 75
HUN	12.76	Xénia Siska	Budapest	20 Aug 84	PHI	13.65	Sheena Atilano	Pune	27 Jun 07
INA	13.18	DedeH Erawati	Taipei	26 May 12		13.65	Sheena Atilano	Norwalk	18 Apr 09
IND	13.38	Anuradha Biswal	New Delhi	26 Aug 02	PLE	19.85	Ghadir Mahmoud Gharouf	Irbid	28 Sep 05
	13.38	Anuradha Biswal	New Delhi	8 Sep 02	PLW	18.56	Barbara Gbewonyo	Susupe	27 Jun 06
IRI	14.30	Elnaz Kompani	Tehran	26 Apr 15	PNG	13.52	Sharon Henry Kwarula	Norwalk	18 Apr 15
IRL	12.65	Derval O'Rourke	Barcelona	31 Jul 10	POL	12.36	Grązyna Rabsztyn	Warszawa	13 Jun 80
IRQ	15.16	Alaa Hikmat Jassem Al-Qaysi	Mersin	28 Jun 11	POR	13.14	Isabel Abrantes	Coimbra	13 Aug 00
ISL	13.18	Gudrún Arnardóttir	Lexington	19 May 96	PRK	13.92	Kim Myong Ok	Pyongyang	4 Oct 01
ISR	12.80	Irina Lenskiy	Réthymno	7 Jul 02	PUR	13.22	Joyce Meléndez	Kuortane	26 Jun 93
ISV	13.33	Flora Hyacinth	Tuscaloosa	17 May 87	PYF	13.69	Albertine An	Fontainebleau	31 Jul 88
ITA	12.76	Veronica Borsi	Orvieto	2 Jun 13	QAT	15.48	Badia Kamara	Sharjah	4 Feb 14
IVB	14.09	Deya Erickson	Carolina	21 Mar 15	ROU	12.62	Mihaela Pogăcian	Lille	29 Jun 90
JAM	12.45	Brigitte Foster	Eugene	24 May 03	RSA	12.94	Corien Botha	Salamanca	10 Jul 98
JOR	14.49	Basma Al O'Shoush	Alger	7 Oct 04	RUS	12.26	Lyudmila Narozhilenko	Sevilla	6 Jun 92
JPN	13.00	Yvonne Kanazawa	Sapporo	16 Jul 00	RWA	18.60	Dativa Mukandinda	Blois	29 Jun 02
KAZ	12.44	Olga Shishigina	Luzern	27 Jun 95	SAM	14.75	Kim Peterson	Auckland	11 Mar 89
KEN	14.21	Florence Wasike	Nairobi	29 Jul 10	SEN	12.94	Mame Tacko Diouf	Dakar	6 May 00
KGZ	14.10	Lyudmila Vlasova	Moskva	1 Aug 82	SEY	13.70	Céline Laporte	Niort	24 Jul 04
KIR	18.14	Kaitinano Mmemweata	Apia	5 Sep 07	SIN	14.14	Jannah Wong Min	Taipei	14 Jun 14
KOR	13.00	Lee Yeon-Kyong	Daegu	7 Jun 10	SKN	14.56	Keishonna Brookes	Basseterre	14 Jun 15
KOS	18.30	Fitore Ramadani	Fermo	17 May 14	SLE	13.38	Eunice Barber	Talence	14 Sep 96
KUW	16.60	Salsabeel Khaled Al-Sayyar	Muscat	13 Mar 15	SLO	12.59	Brigita Bukovec	Atlanta	31 Jul 96
LAO	14.51	Manivanh Chanthavong	Singapore	11 Jun 15	SMR	14.77	Barbara Rustignoli	Nicosia	6 Jun 09

COUNTRY	MARK	NAME	VENUE	DATE	COUNTRY	MARK	NAME	VENUE	DATE
SOL	21.8	Janet Faiga	Pirae	14 Sep 71	BLR	53.11	Tatyana Ledovskaya	Tokyo	29 Aug 91
SRB	13.19	Jelena Jotanović	Beograd	10 Jul 09	BOL	60.06	Alisón Sánchez	Sucre	20 May 12
SRI	12.91	Sriyani Kulawansa	Atlanta	29 Jul 96	BOT	58.09	Ocarabile Babolayi	Maputo	14 Sep 11
STP	13.97	Olimpia Barbosa	Braga	13 Jul 14	BRA	55.84	Lucimar Teodoro	Belém	24 May 09
SUD	14.31	Muna Jabir Ahmed Adam	Kampala	31 May 07	BRN	54.31	Kemi Adekoya	Wuhan	6 Jun 15
SUI	12.62	Lisa Urech	La Chaux-de-Fonds	3 Jul 11	BRU	68.35	Maziaah binti Mahusin	Singapore	23 May 10
SUR	15.48	Yvette Bonapat	Alphen	24 May 92	BUL	53.68	Vanya Stambolova	Rabat	5 Jun 11
SVK	13.04	Miriam Bobková	Osaka	27 Aug 07	BUR	55.49	Aïssata Soulama	Alger	22 Jul 07
SWE	12.47	Ludmila Engquist	Atlanta	29 Jul 96	CAF	63.14	Mireille Boul'ang	Dreux	7 Jul 91
	12.47	Ludmila Engquist	Sevilla	28 Aug 99	CAN	54.39	Rosey Edeh	Atlanta	31 Jul 96
SYR	13.72	Ghada Shouaa	Atlanta	27 Jul 96	CAY	65.80	Kadeen Foster	Kingston	21 Feb 09
TAN	16.52	Zulpha Muhammed	Nairobi	20 May 95	CGO	59.63	Addo Ndala	Dreux	7 Jul 91
TGA	14.35	Siulolo Liku	Melbourne	2 Mar 97	CHI	57.68	Javiera Errázuriz	Santiago/CHI	22 Feb 14
	14.35	Siulolo Liku	Santa Rita	7 Jun 99	CHN	53.96	Han Qing	Beijing	9 Sep 93
THA*	12.83	Trecia Roberts	Sevilla	27 Aug 99		53.96	Song Yinglan	Guangzhou	22 Nov 01
TJK*	13.92	Nadezhda Korshunova	Sochi	20 May 79	CIV	56.39	Marie Womplou	Bondoufle	12 Jul 94
TKM	13.42	Natalya Belenkova	Tashkent	17 Sep 86	CMR	56.03	Caroline Kaboud Mebam	Chambéry	5 Jul 08
TKS	17.33	Sanadia Forbes	Basseterre	4 Apr 15	COD	76.26	Yanou-Grace Mongo-Ognié-Kosso	Confians-Sainte-Honorine	17 May 14
TOG	14.33	Gertrude Lossou	Bondoufle	5 Jul 09	COL	56.05	Ximena Restrepo	Valencia/VEN	26 Nov 94
TPE	12.93	Chi Cheng	München	12 Jul 70	COM	57.97	Salhate Djamaidine	Narbonne	25 Jul 03
TTO	12.85	Aleesha Barber	Greensboro	29 May 10	CPV	61.19	Neuza Reis	Fátima	7 Jul 13
TUN	14.26	Samar Ezzina	Carcassonne	13 Jun 15	CRC	56.19	Sharolyn Scott	Rehlingen	28 May 12
TUR*	12.63	Nevin Yanit	Barcelona	31 Jul 10	CRO	56.28	Nikolina Horvat	Villach	5 Jul 08
UAE	19.13	Muhra Jassem Abdulhal	Dubai	12 Dec 12	CUB	52.89	Daimi Pernia	Sevilla	25 Aug 99
UGA	13.92	Ruth Kyalisima	Alger	21 Jul 78	CYP	54.76	Androulla Sialou	Iraklio	4 Jul 04
UKR	12.39	Natalya Grigoryeva	Kiev	11 Jul 91	CZE	52.83	Zuzana Hejnová	Moskva	15 Aug 13
URU	14.61	Déborah Rodríguez	Buenos Aires	8 Feb 14	DEN	54.79	Sara Petersen	Sopot	27 Jun 15
USA	12.26	Brianna Rollins	Des Moines	22 Jun 13	DJI	80.1	Saredo Iltireh	Djibouti	19 Apr 08
UZB	13.06	Marina Sukhareva	Moskva	21 Jun 83	DMA	69.1	Mindy Massicott	Portsmouth	18 Mar 07
VAN	15.68	Leitaou Essauo	Suva	7 Sep 79	DOM	57.08	Yolanda Osana	Guadalajara	26 Oct 11
VEN	13.26	Genesis Romero	Eugene	27 Jul 14	ECU	56.50	Lycy Jaramillo	Bali	24 Jun 12
VIE	13.36	Vu Bich Huong	B. S. Begawan	9 Aug 99	EGY	61.85	Hala Ahmed Abderrahim	Byerouth	24 Oct 99
	13.36	Vu Bich Huong	Sevilla	25 Aug 99	ERI	68.7	Lidya Ernesto	Asmara	28 Apr 11
VIN	13.92	Yvette Haynes	Minneapolis	10 May 92	ESA	58.29	Verónica Quijano	San Salvador	5 Dec 02
YEM	18.0	Hikmat Bartouche	Aden	14 May 85	ESP	55.23	Cristina Pérez	Seoul	26 Sep 88
ZAM	19.51	Rebecca Chisanga	Windhoek	7 May 05	EST	56.56	Maris Mägi	Tallinn	28 Jul 13
ZIM	14.49	Tamla Denise Pietersen	Potchefstroom	10 Dec 08	ETH	57.60	Zewde Haile Mariam	Nairobi	8 Aug 87
					FIJ	61.50	Rachel Rogers	Suva	9 Jul 03
					FIN	54.62	Tuija Helander	Roma	3 Sep 87
					FRA	53.21	Mihre-José Pérec	Zürich	16 Aug 95
					FSM	78.47	Mihner Wendolin	Abay	25 Jul 01
					GAB	64.81	Genevieve Obone	Belle Vue	27 Jun 92
					GAM*	57.24	Nusrat Ceessay	Azusa	20 Apr 12
					GBR	52.74	Sally Gunnell	Stuttgart	19 Aug 93
					GBS	62.09	Graciela Martins	Bambolim	25 Jan 14
					GEO	58.20	Zhorena Onyashvili	Moskva	11 Jun 83
					GEQ	64.46	Teresa Mangué Eyene	Valencia	17 May 14
					GER	53.24	Sabine Busch	Potsdam	21 Aug 87
					GHA	59.13	Ruky Abdulai	Abbotsford	4 Jun 06
					GRE	52.77	Fani Halkiá	Athína	22 Aug 04
					GRN	58.37	Kishara George	Baton Rouge	29 May 04
					GUA	59.79	Larissa Soto Midena	Xalapa	26 Jul 91
					GUM	66.65	Naomi Blaz	Papeete	5 Jun 13
					GUY*	58.83	Eusheka Bartley	Auburn	1 May 93
					HAI	56.87	Jessica Gélíbert	Jacksonville	29 May 14
					HKG	61.04	Wan Kin Yee	Busan	17 May 97
					HON	70.70	Miriam Ávila	San Juan	27 Jul 89
					HUN	54.02	Judit Szekeres	Roodepoort	23 Jan 98
					INA	59.64	Melissa Hetharie Viera	Palembang	15 Nov 11
					IND	55.42	P. T. Usha	Los Angeles	8 Aug 84
					IRI	62.23	Samira Asemani	Tehran	15 Aug 14
					IRL	54.31	Susan Smith	Zürich	12 Aug 98
					IRQ	60.15	Dina Mohammed Saadoun	New Delhi	15 Nov 89
					ISL	54.37	Grúdrún Arnardóttir	London	5 Aug 00
					ISR	56.09	Irina Lenskiy	Kiev	18 Jun 00
					ISV	57.55	Flora Hyacinth	Santiago/DOM	30 Jun 86
					ITA	54.54	Yadisleidy Pedroso	Shanghai	18 May 13
					IVB	60.00	Patricia Archibald	Orlando	28 May 84
					JAM	52.42	Melaine Walker	Berlin	20 Aug 09

Notes (*)

CIV 13.13 *Rosvitha Okou La Roche-sur-Yon 10 Aug 11 – as a French citizen*

GBS *Betuncal became a Portuguese citizen on 6 May 11*

LIB *Gabrael transferred to Australia in 2004*

PAN 12.67 *Yvette Lewis (ex-USA) Lahti 17 Jul 13 – not ratified by federation though she was eligible to represent Panama from 25 Oct 12*

THA 12.73 *Trecia Roberts Flagstaff 13 Jul 98 – as a US citizen*

TJK 13.26 *Natalya Dorofoyeva Moskva 10 Jun 83 – not ratified by federation*

TUR 12.58 (twice) *Yanit London 7 Aug 12 – annulled because of doping violation*

400 Metres Hurdles

ALB	56.48	Klodiana Shala	Almería	29 Jun 05
	56.48	Klodiana Shala	Almería	30 Jun 05
ALG	56.66	Houria Moussa	Alger	22 Jun 06
AND	69.59	Carne Domerjó	Nicosia	23 Jun 01
ANG	58.34	Delfina Joaquim	Lisboa	11 Jul 99
ANT	62.21	Barbara Selkridge	Syracuse, NY	6 Aug 88
ARG	56.16	Corá Olivero	Valencia	14 Jun 03
ARM	57.97	Amaliya Sharoyan	Moskva	12 Aug 13
AUS	53.17	Debbie Flintoff	Seoul	28 Sep 88
AUT	56.86	Gerda Haas	Athína	27 Jun 87
AZE	60.66	Tatyana Averianova	Tashkent	18 Sep 86
BAH	56.85	Michelle Cumberbatch	Charlotte	29 May 10
BAR	53.36	Andrea Blackett	Sevilla	25 Aug 99
BEL	54.95	Ann Mercken	Atlanta	29 Jul 96
BEN	56.66	Bimbo Miel Blessing Ayédou	Ouagadougou	24 Jul 11
BER	59.74	Shianne Smith	Bondoufle	24 May 15
BIH	58.99	Gorana Cvijetić	Sofia	4 Jul 07
BIZ	62.28	Alexia Neal	Atlanta	18 Apr 15

COUNTRY	MARK	NAME	VENUE	DATE	COUNTRY	MARK	NAME	VENUE	DATE
JOR	63.13	Rania Shoukri Al-Qebali	Amman	28 Aug 08	SLO	56.63	Meta Mačus	Ljubljana	1 Jun 02
JPN	55.34	Satomí Kubokura	Osaka	26 Jun 11	SMR	66.10	Barbara Rustignoli	Castelnovo ne' Monti	6 Jul 08
KAZ	54.50	Natalya Torshina	VR de Santo António	27 May 00	SRB	57.55	Mila Andrić	Novi Sad	26 Jul 09
KEN	55.84	Francisca Koki	Marrakech	14 Aug 14	SRI	56.45	Christine Merrill	Chula Vista	8 Jun 13
KGZ	56.16	Galina Pedan	Almaty	15 Jul 04	STP	61.36	Inicia Fonseca Coelho	Matará	1 Jul 97
KIR	74.85	Kimia Dan Murdoch	Susupe	26 Jun 06	SUD	54.93	Muna Jabir Ahmed Adam	Aiger	22 Jul 07
KOR	57.34	Choi Eun-Ju	Ansan	3 May 13	SUI	54.25	Anita Protti	Tokyo	29 Aug 91
KOS	72.2	Arbeshë Dula	Mitrovicë	1 Jul 84	SVK	56.96	Lucia Slanicková	Ostrava	2 Aug 14
KUW	74.26	Lina Samir Al-Qallaf	Muscat	14 Mar 15	SWE	54.15	Ann-Louise Skoglund	Stuttgart	30 Aug 86
LAO	68.12	Toly Phengphalang	Vientiane	18/20 Sep 14	SYR	57.42	Ghofrane Al-Mohamed	Beijing	16 Aug 06
LAT	55.46	Lana Jėkabšone	Rieti	9 Jun 96	TAN	66.9	Thea Antony	Dar es Salaam	16 Nov 02
LBA	61.54	Najla Aqdeer Ali Salem Rialti	Tallinn	14 Jun 15	TGA	67.72	Lata Manoa	Nuku'alofa	28 Aug 98
LBR	55.55	Kou Luogon-Wright	Baie Mahault	1 May 09	THA	56.25	Reawadee Watanasin	Hiroshima	14 Oct 94
LCA	60.62	Kassandra Pierre	High Point, NC	14 May 15	TJK	59.78	Natalya Teterina	Moskva	19 Jun 83
LIB	60.96	Diala Chab	Busan	8 Oct 02	TKM	58.47	Merjen Ishankulyeva	Almaty	14 Jun 09
LIE	64.08	Claudia Fantina	Colombier	6 Sep 92	TOG	61.14	Sandrine Thiébaud-Kangni	St. Étienne	19 May 02
LTU	54.02	Ana Ambraziėnė	Moskva	11 Jun 83	TPE	55.71	Hsu Pei-Chin	Bangkok	17 Dec 98
LUX	59.50	Kim Reuland	Tarare	29 Jun 13	TTO	53.20	Josanne Lucas	Berlin	20 Aug 09
MAC	68.44	Tse Ioi San	Lisboa	3 May 97	TUN	57.69	Hend Kebauoi	Lindau	28 Jul 95
MAD	56.49	Cendriro Razaiarimalala	St. Étienne	1 Jul 01	TUR	55.09	Nagehan Karadere	Ankara	31 Jul 11
MAR	52.90	Nezha Bidouane	Sevilla	25 Aug 99	UAE	73.98	Muha Jassem Abdullah	Manama	8 Mar 13
MAS	56.02	Norasheela Mohd Khalid	Regensburg	17 Jun 06	UGA	57.02	Ruth Kyalisima	Los Angeles	6 Aug 84
MAW	64.26	Ambwene Simukonda	Swansea	5 Jun 11	UKR	53.37	Tatyana Tereshchuk-Antipova	Athina	22 Aug 04
MDA	56.11	Natalia Dudina	Tallinn	5 Jul 88	URU	56.33	Déborah Rodríguez	Lima	13 Jun 15
MEX	55.78	Zudikley Rodríguez	Cd. de México	16 Aug 14	USA	52.47	Lashinda Demus	Daegu	1 Sep 11
MGL	64.0	Baatar Hurelceceg	Ulan Bator	22 Aug 84	UZB	54.43	Tatyana Zubova	Kiev	22 Jun 84
MKD	62.52	Verica Dimitrovska	Beograd	22 Jun 02	VAN	58.68	Mary Estelle Kapalu	Atlanta	28 Jul 96
MLI	60.90	Oumou Keïta	Reims	15 Jul 12	VEN	56.65	Magdalena Mendoza	Lima	13 Jun 15
MLT	64.87	Marilyn Grech	Baku	21 Jun 15	VIE	56.15	Nguyen Thi Huyen	Singapore	10 Jun 15
MNE	58.36	Sanja Tripković	Beograd	28 Jun 98	VIN	58.89	Yvette Haynes	Odessa, TX	18 May 91
MON	76.45	Virginie Gollino	Nice	6 Jun 92	YEM	64.70	Fatima Suleiman Al-Dahman	Aleppo	24 Jul 09
MOZ	63.01	Telma Cossa	Germiston	25 Jan 02	ZAM	70.65	Exhildah Bunda	Windhoek	20 Oct 90
MRI	60.08	Sandra Govinden	Belle Vue	27 Jun 92	ZIM	59.76	Yvonne Ntini	Germiston	20 Jun 98
MYA	59.38	Cherry	Kuala Lumpur	14 Sep 01					
NAM	60.12	Lilanne Klaasman	Kingston	4 Apr 14					
NCA	62.74	Jessica Aguilera	Managua	18 Feb 06					
NED	54.62	Ester Goossens	Budapest	21 Aug 98					
NEP	70.78	Chandra Kala Kamat	Singapore	24 Jul 87					
NFI	74.88	Zinta Flitten	Auckland	15 Nov 97					
NGR	54.40	Ajoke Odumosu	London	6 Aug 12					
NIG	67.39	Rachidatou Seini Maikido	Niamey	15 May 10					
NMI	72.97	Jackie Wonenberg	Gold Coast	4 Aug 09					
NOR	56.33	Hilde Fredriksen	Sittard	20 Aug 83					
NRU	78.8	Ifrica Detabene	Bairiki	16 Jun 07					
NZL	56.25	Rebecca Wardell	Dunedin	23 Mar 03					
OMA	70.58	Hena Al-Qasimi	Manama	27 Apr 15					
PAK	61.50	Nadia Nazir	Lahore	22 Apr 08					
PAN	58.67	Velveth Moreno	Ponce	12 Apr 03					
PAR	63.45	Lizel Daniela Gómez	Asunción	3 May 14					
PER	60.18	Maitte Torres	Lima	16 May 15					
PHI	57.57	Elma Muros	Singapore	4 Aug 91					
PLE	79.42	Amina Dubeib	Latakia	5 Sep 90					
PLW	75.51	Ruby Joy Gabriel	Kolonia	23 Jul 14					
PNG	58.02	Betty Burua	Brisbane	29 Mar 15					
POL	53.86	Anna Jesień	Osaka	28 Aug 07					
POR	55.22	Vera Barbosa	London	5 Aug 12					
PRK	61.39	Kim Ji Ok	New Delhi	25 Nov 82					
PUR	55.03	Yvonne Harrison	Poznan	29 Jun 03					
PYF	59.42	Katia Sanford	Créteil	9 Jul 89					
QAT*	71.53	Mariam Mamdouh Farid	Muscat	14 Mar 15					
ROU	53.25	Ionela Tirlea	Roma	7 Jul 99					
RSA	53.74	Myrtle Bothma	Johannesburg	18 Apr 86					
RUS	52.34	Yuliya Pechonkina	Tula	8 Aug 03					
SAM	59.27	Kim Peterson	Auckland	20 Jan 90					
SEN	54.75	Mame Tacko Diouf	Athina	16 Jun 99					
SEY	62.55	Mirenda Francourt	Seoul	16 Sep 92					
SIN	59.24	Dipna Lim Prasad	Singapore	10 Jun 15					
SKN	65.18	Keishonna Brookes	Basseterre	21 Mar 15					
SLE	67.9	Fatou Camara	Dakar	15 Apr 01					

Notes (*)

GAM N Ceesay transferred to Gambia from 31 May 11
GUY Eusheka Bartley was a US citizen in 1994
QAT 69.82 Kinza Alwi Doha 4 Mar 15 – foreign resident

High Jump

AFG	1.00	Mehrangiz Bijanpoor	Ski	18 Aug 03
AIA	1.77	Shinelle Proctor	Columbia, MO	11 Apr 14
	1.77	Shinelle Proctor	Fayetteville	31 May 14
ALB	1.92	Klodeta Gjini	Tiranë	22 Aug 89
ALG	1.85	Sara Bouaoudia	Almeria	1 Jul 05
AND	1.83	Margarida Moreno	Monzón	1 Jun 91
ANG	1.65	Xênia Fortes	Viseu	25 Apr 96
ANT	1.88	Priscilla Frederick	Princeton	18 Apr 15
	1.88	Priscilla Frederick	New York	13 Jun 15
	1.88	Priscilla Frederick	St John's	27 Jun 15
ARG	1.96	Solange Witteveen	Oristano	8 Sep 97
ARM	1.80	Olga Vichuzhanina	Yerevan	20 Jun 83
	1.80	Diana Zutlevitse	Yerevan	20 Sep 84
ARU	1.66	Jessica Piña	Kingston	7 Apr 96
ASA	1.22	Naomi	Apia	14 Aug 87
	1.22	Myra Tupua	Utulei	11 Apr 92
AUS	1.98	Vanessa Ward	Perth	12 Feb 89
	1.98	Alison Inverarity	Ingolstadt	17 Jul 94
AUT	1.97	Sigrid Kirchmann	Stuttgart	21 Aug 93
AZE	1.80	Nina Brintseva	Baku	15 May 69
BAH†	1.81	Kenya Culmer	Wichita	12 May 12
BAN	1.67	Sathi Parveen	Mirpur	12 Mar 02
BAR	1.88	Desiree Crichlow	El Paso	17 May 03
BDI	1.55	Niyonsaba	Bururi	15 Mar 87
BEL‡	2.05	Tia Hellebaut	Beijing	23 Aug 08
BEN‡	1.70	Odile Ahouanwanou	Sotteville	10 May 15
	1.70	Odile Ahouanwanou	Bondouffe	24 May 15
	1.70	Odile Ahouanwanou	Kladno	12 Jun 15

COUNTRY	MARK	NAME	VENUE	DATE	COUNTRY	MARK	NAME	VENUE	DATE
BER	1.80	Zindzi Swan	Atlanta	14 May 05	GRN‡	1.86	Patricia Sylvester	Toronto	11 Jun 13
	1.80	Zindzi Swan	Nassau	10 Jul 05	GUA	1.79	Ana Regina Quiñónez	Kingston	19 Jul 91
BHU	1.35	Pema Lhamo	Thimphu	97	GUI*‡	1.60	Fatoumata Bailey	Bruy-la-Buissière	19 May 13
BIH	1.94	Amra Temir	Varazdin	15 Aug 87		1.60	Fatoumata Bailey	Compiègne	14 May 14
BIZ	1.70	Kay de Vaughn	Managua	25 Sep 04		1.60	Fatoumata Bailey	Beauvais	27 Jun 14
	1.70	Katy Sealy	Colchester	3 May 15		1.60	Fatoumata Bailey	Reims	6 Jul 14
BLR	2.00	Tatyana Shevchik	Golme	14 May 93	GUM	1.54	Linda Babao	Tumon	30 Mar 90
BOL	1.72	Claribel Salinas	La Paz	12 Nov 00	GUY	1.90	Najuma Fletcher	Knoxville	3 Jun 95
BOT	1.71	Titose Chilume	Lusaka	13 Dec 12		1.90	Najuma Fletcher	Göteborg	11 Aug 95
BRA	1.92	Orlane dos Santos	Bogotá	11 Aug 89	HAI	1.80	Linda Louissaint	Coral Gables	16 Apr 05
BRN	1.70	Maryam Mohd Al-Ansari	Doha	17 Dec 11		1.80	Linda Louissaint	Sacramento	9 Jun 05
	1.70	Maryam Mohd Al-Ansari	Manama	9 Mar 13	HKG	1.80	Jessica Fung Wei Yee	Hongkong	1 Oct 11
	1.70	Maryam Mohd Al-Ansari	Muscat	15 Mar 15	HON	1.50	Francis Orellana	San Pedro Sula	28 Sep 08
BRU	1.60	Alinawati Ali Akbar	Manila	28 Apr 99	HUN	2.00	Dóra Györfly	Nyíregyháza	26 Jul 01
BUL	2.09	Stefka Kostadinova	Roma	30 Aug 87	IND	1.77	Nini Patriona	Kuala Lumpur	24 Aug 89
BUR	1.94	Irène Tiendrébéogo	Niort	1 Aug 99	INA	1.77	Rumini	Manila	29 Nov 91
CAF	1.62	Christiane Yamayélé	Bangui	15 Mar 72	IND	1.92	Sahana Kumari	Hyderabad	23 Jun 12
CAM	1.53	Our Kim Leang	Phnom Penh	19 Jul 68	IRI	1.83	Sepideh Tavakoli	Incheon	28 Sep 14
CAN‡	1.98	Debbie Brill	Rieti	2 Sep 84	IRL	1.95	Deirdre Ryan	Daegu	1 Sep 11
CAY	1.75	Ashleigh Nalty	Hamilton/BER	17 Jul 13	IRQ	1.68	Kawthar Ali Nehma	Bangkok	14 Dec 78
CGO	1.70	Addo Ndala	Quimper	16 Jun 90	ISL‡	1.88	Thórdís Gisladóttir	Grimsbý	19 Aug 90
CHA	1.60	Christine Koumnobégué	lyéN'Djamena	Mar 91	ISR‡	1.92	Danial Frenkel	Barcelona	30 Jul 10
CHI	1.80	Alejandra Chomali	Santiago/CHI	28 Aug 94		1.92	Maayan Furman	Neurim	9 Aug 11
	1.80	Kerstin Weiss	Cochabamba	3 Jun 01		1.92	Maayan Shahaf	Tel Aviv	17 Jul 13
	1.80	Kerstin Weiss	Cochabamba	1 Jun 05	ISV	1.75	Wanetta Kirby	West Long Branch	6 Jun 15
CHN	1.97	Jin Ling	Hamamatsu	7 May 89	ITA‡	2.03	Antonietta Di Martino	Milano	24 Jun 07
CIV	1.95	Lucienne N'Da	Belle Vue	28 Jun 92		2.03	Antonietta Di Martino	Osaka	2 Sep 07
CMR	1.80	Cécile Ngambi	Moskva	24 Jul 80	IVB	1.65	Takola Creque	Road Town	21 Mar 94
	1.80	Lolita Nack	Yaoundé	16 Jun 96		1.65	Chantel Malone	Road Town	29 Jun 98
COD	1.68	Mimi Mwéma	Wetzlar	18 May 85	JAM*	1.93	Sheree Franics	Spanish Town	15 May 10
COK	1.67	Vicki Keil	Avarua	3 Jun 91	JOR	1.73	Souhad Haddad	Irbid	26 Aug 93
COL	1.93	Caterine Ibarbuen	Cali	22 Jul 05	JPN	1.96	Miki Imai	Yokohama	15 Sep 01
COM	1.67	Nadia Mladjao	Dreux	11 Jul 98	KAZ	2.01	Olga Turchak	Moskva	7 Jul 86
CPV	1.62	Vera Barbosa	Lisboa	21 Jan 06	KEN	1.75	Caroline Cherotich	Nairobi	13 May 14
CRC	1.76	Alejandra Gómez	Toluca	18 Jul 08	KGZ	1.97	Tatyana Efimenko	Roma	11 Jul 03
CRO	2.08	Blanka Vlašić	Zagreb	31 Aug 09	KIR	1.50	Kimaia Dan Murdoch	Bairiki	11 May 05
CUB	2.04	Silvia Costa	Barcelona	9 Sep 89	KOR	1.93	Kim Hee-Sun	Seoul	10 Jun 90
CYP‡	1.93	Leontia Kallenou	Starkville	15 May 15	KOS	1.35	Remzije Shala	Mitrovicë	
CZE	2.00	Zuzana Kováčiková-Hlaváčová	Praha	5 Jun 00		1.35	Mimoza Sefedini	Mitrovicë	8 Sep 13
DEN	1.94	Pia Zinck	Athina	8 Aug 97		1.35	Merlinda Kryeziu	Mitrovicë	15 Apr 14
DJI	1.30	Neïma Awaleh Ahmed	Djibouti	8 May 03		1.35	Merlinda Kryeziu	Mitrovicë	23 Aug 14
DMA‡	1.85	Thea LaFond	Gainesville	3 Apr 15		1.35	Merlinda Kryeziu	Mitrovicë	13 Sep 14
DOM	1.97	Juana Arrendel	San Salvador	2 Dec 02	KUW	1.53	Sarah Nasser Al-Sabea	Muscat	15 Mar 15
ECU	1.82	Nancy Valleccilla	Mainz	11 May 85	LAO	1.58	Phommasane Khammone	Vientiane	6 Nov 00
EGY	1.81	Basnet Moussad Ali Ibrahim	Gaborone	14 May 11		1.58	Somkhit Bounsith	Vientiane	17 Dec 12
ERI	1.51	Hayat Abdelkadir	Asmara	1 Jun 99	LAT	1.97	Valentína Gotovska	Vilnius	4 Aug 90
ESA	1.74	Maria Gabriela Carrillo	San Salvador	17 Mar 07	LBA	1.45	Afaf Al Jadi	Tripoli	30 Sep 91
ESP	2.02	Ruth Beitia	San Sebastián	4 Aug 07	LBR	1.60	Otricia Borkuah	Monrovia	27/31 Dec 13
EST	1.96	Anna Iljuštšenko	Viljandi	9 Aug 11	LCA	1.98	Levern Spencer	Athens, GA	8 May 10
ETH	1.78	Ariyat Dibo Ubang	Marrakech	12 Aug 14	LES	1.79	Selloane Ts'oaeli	Bambous	16 Apr 11
FIJ	1.70	Mereani White	Pirae	17 Aug 95	LIB	1.72	Karin Boushikjian	Jamhour	11 Aug 00
FIN	1.92	Hanna Mikkonen	Tampere	12 Jun 05	LIE	1.79	Yvonne Hasler	Schaan	10 Jun 89
FRA	1.97i	Melanie Skotnik	Aubièrre	18 Feb 07	LTU	1.98	Airine Palšyte	Kaunas	27 Jul 14
FSM	1.36	Jessica Rablung	Abay	23 Jul 01		1.98	Airine Palšyte	Eberstadt	27 Aug 14
GAB	1.75	Fernande Agnenthouché	Vichy	28 Jul 82		1.98i	Airine Palšyte	Cottbus	24 Jan 15
GAM	1.65	Mama Gassama	Bakau	11 May 01		1.98i	Airine Palšyte	Klajpeda	20 Feb 15
	1.65	Mama Gassama	Abuja	12 Oct 03	LUX‡	1.82	Elodie Tshilumba	Mannheim	6 Jul 14
	1.65	Mama Gassama	Dakar	10 Jul 04	MAC	1.62	Ng Man I	Lisboa	4 May 97
GBR‡	1.96	Isobel Pooley	Eberstadt	24 Aug 14	MAD‡	1.65	Hérilala Rakotoarimanana	Antananarivo	14 Jun 92
GBS	1.61	Sandra Turpin	Lisboa	12 May 90	MAR	1.83	Ghizlane Siba	Benslimane	26 Jun 14
	1.61	Plácida Miroelho	Abrantes	21 Jun 03	MAS	1.79	Yip Sean Yee	Kuantan	25 Apr 15
GEQ	1.92	Valentyna Liashenko	Berdychyev	27 Jun 15	MAW	1.47	Angelina Maluwa	Blantyre	7 Aug 88
GER‡	2.06	Ariane Friedrich	Berlin	14 Jun 09	MDA	1.97	Olga Bolshova	Rieti	5 Sep 93
GHA	1.85	Margaret Simpson	Göteborg	28 May 05	MDV	1.47	Rana Ahmed Sadiq	Malé	May 96
	1.85	Ruky Abdulai	Abbotsford	24 Jul 05	MEX	1.97	Romary Rifka	Xalapa	4 Apr 04
	1.85	Ruky Abdulai	Fresno	26 May 07	MGL	1.71	Damdinsuren Bolormaa	Ulan Bator	1 Aug 92
GIB	1.42	Caroline Tante	Gibraltar	20 Jul 91	MKD	1.72	Marina Mihajlova	Latakia	23 Sep 87
GRE	2.03	Niki Bakoyiánni	Atlanta	3 Aug 96	MLI	1.69	Yah Koita	Kumasi	9 Jun 00
					MLT	1.61	Chloe Gambin	Marsa	19 Feb 11

COUNTRY	MARK	NAME	VENUE	DATE	COUNTRY	MARK	NAME	VENUE	DATE
MNE	1.91	Marija Vuković	Moncton	25 Jul 10	SWZ	1.62	Temalangi Dlamini	Mbabane	11 Jun 11
MNT	1.57	Lynette Lee	London (Hurlingham)	23 May 71		1.62	Temalangi Dlamini	Lobamba	27 Apr 13
MON	1.58	Virginie Gollino	Nice	27 May 95	SYR	1.87	Ghada Shouaa	Götzis	25 May 96
MOZ	1.60	Helena Relvas	Lisboa	7 Jul 73	TAN	1.70	Adventina Matakayawa	Dar-es-Salaam	80
	1.60	Suzel Abreu	Maputo	1 Jun 74	TGA	1.80	Melesia Mafife'o	Nuku'alofa	Apr 04
	1.60	Belmira Gune	Maputo	7 Jul 04	THA	1.94	Nongruthai Chaipetch	Vientiane	14 Dec 09
MRI	1.79	Christine Béchard	Réduit	11 May 86	TJK	1.91	Yelena Gorobets	Leningrad	11 Jul 81
	1.79	Arielle Brette	Réduit	25 Jul 04	TKM	1.96	Galina Brigadnaya	Alma Ata	13 Sep 85
MTN*†	1.51	Badia Kamara	Sharjah	7 Feb 12	TKS	1.58	Mary Lightbourne	Cockburn Town	28 Feb 83
MYA	1.77	Khin Ohn	Kuala Lumpur	24 Aug 89	TOG	1.66	Wesou Télou	Avignon	26 Apr 98
NAM	1.82	Orla Venter	Gaborone	30 Apr 93	TPE	1.86	Su Chun-Yueh	Taichung	23 Apr 89
NCA	1.69	Lilian G. Green	Managua	19 May 89	TTO‡	1.89	Natasha Gibson	Tuscaloosa	22 Mar 97
NED	1.94	Nadine Broersen	Zürich	14 Aug 14	TUN	1.79	Karima Benothman	Nabeul	1 Jun 08
NEP	1.69	Keshari Chaudhari	Dhaka	7 Feb 10	TUR	1.94	Burcu Ayhan	Ostrava	16 Jul 11
NFI	1.80	Dionne Gardner	Christchurch	30 Mar 91	TUV	1.485	Tepua	Funafuti	11
NGR	1.95	Doreen Amata	Abuja	3 Jul 08		1.485	Fanaufou	Funafuti	11
	1.95	Doreen Amata	Eberstadt	16 Jul 11		1.485	Tofi	Funafuti	11
	1.95	Doreen Amata	Daegu	1 Sep 11	UAE	1.59	Alia Yusuf Al-Hammadi	Muscat	15 Mar 15
NIG	1.50	Aichatou Goukoye	Bamako	3 May 80	UGA	1.71	Victoria Atim	Kampala	8 Dec 73
	1.50	Farida Illaoua	Nairaya	31 Aug 02	UKR	2.05	Inga Babakova	Tokyo	15 Sep 95
NMI	1.38	Rachel Abrams	Kolonia	23 Jul 14	URU	1.76	Lorena Aires	Buenos Aires	27 Mar 15
NOR	2.01	Hanne Haugland	Zürich	13 Aug 97	USA	2.05	Chanté Howard-Lowe	Des Moines	26 Jun 10
NRU	1.26	Arrora Depaune	Yaren	3 Apr 07	UZB*	1.98	Lyudmila Butuzova	Sochi	10 Jun 84
NZL	1.92	Tania Murray	Dunedin	26 Jun 91	VAN	1.51	Anna Lemus-Bihu	Pirae	31 Aug 78
OMA	1.50	Buthayna Ayed Al-Yacobi	Dubrecen	11 Jul 13	VEN	1.90	Marielis Rojas	Ponce	29 Mar 08
PAK	1.69	Rehana Kausar	Kathmandu	27 Sep 99	VIE	1.94	Bui Thi Nhung	Bangkok	4 May 05
PAN	1.84	Kashany Rios	Managua	16 Jun 12	VIN	1.73	Martette Collis	San Diego	14 May 94
PAR	1.68	Carolina Tovar	Lima	23 Nov 90	YEM	1.38	Bushra Nageeb	Sana'a	12 May 07
	1.68	Ana Camila Pirelli	Ottawa	1 Jun 13	ZAM	1.70	Caromella Mumbi	Zanzibar	29 May 76
PER	1.78	Gabriela Saravia	Lima	11 Apr 10	ZIM	1.77	Caroline Dickson	Salisbury	2 May 77
PHI	1.81	Narcisa Atienza	Pasig City	14 Aug 05					
PLE	1.50	Faida Orabi	Damascus	26 Sep 90					
	1.50	Reem Hamayel	Gaza	5 May 05					
PLW	1.55	Carissa Subris	Koror	13 Jul 01	FRA	1.96	Maryse Ewanjée-Epée	Colombes	21 Jul 85
PNG	1.76	Angela Way	Santa Rita	5 Jun 99		1.96	Melanie Skotnik	Castres	11 Aug 07
POL	2.02i	Kamila Ličwinko	Toruń	21 Feb 15	POL	1.99	Kamila Stepaniuk	Opole	9 Jun 13
POR‡	1.88	Sónia Carvalho	VR de Santo António	3 Jun 01		1.99	Justyna Kasprzycka	Eugene	31 May 14
PRK	1.85	Kim Hyon Ok	Pyongyang	28 Apr 99					
PUR	1.83	Laura Agront	San Juan	2 Jun 84					
PYF	1.86	Danièle Guyonnet	Zofingen	7 Aug 77					
QAT*†	1.45	Fayza Abdulnaser Omar	Doha	20 Apr 10	BAH	1.83	Kenya Culmer	Cedar Falls	2 Mar 14
ROU‡	2.02	Monica Iagăr-Dinescu	Budapest	6 Jun 98	BEL	2.05	Tia Hellebaut	Birmingham	3 Mar 07
	2.02	Monica Iagăr-Dinescu	Lille	17 Jun 00	BEN	1.70	Odile Ahouanwanou	Aubièrre	22 Feb 15
RSA	2.06	Hestrie Cloete	Paris (St. Denis)	31 Aug 03	CAN	1.99	Debbie Brill	Edmonton	23 Jan 82
RUS	2.07	Anna Chicherova	Cheboksary	22 Jul 11	CYP	1.93	Leontia Kallenou	Fayetteville	14 Mar 15
RWA	1.60	Joselyne Mushimiyimana	Kigali	1/2 Jun 13	DMA	1.85	Thea LaFond	Clemson	27 Feb 14
SAM	1.82	Angela Pule	Brisbane	31 Aug 82		1.85	Thea LaFond	Albuquerque	14 Mar 14
SEN‡	1.83	Constance Senghor	Dakar	27 May 84	GBR	1.97	Katerina Johnson-Thompson	Sheffield	14 Feb 15
SEY	1.92	Lissa Labiche	Potchefstroom	9 May 15	GER	2.07	Heike Henkel	Karlsruhe	8 Feb 92
SIN	1.84	Michelle Sng Suat Li	Santa Cruz/PHI	19 Mar 15	GRN	1.89	Patricia Sylvester	Fayetteville	9 Mar 07
SKN	1.68	Bernice Morton	Basseterre	30 Apr 95	GUI	1.62	Fatoumata Bailey	Bordeaux	1 Feb 14
	1.68	Natalie Cozier	St. Charles	1 May 99	ISL	1.88	Thórdís Gísladóttir	Pontiac	12 Mar 83
SLE	1.83	Eunice Barber	Lamballe	1 May 97	ISR	1.94	Danial Frenkel	Paris	5 Mar 11
SLO‡	2.00	Britta Bilač	Helsinki	14 Aug 94	ITA	2.04	Antonietta Di Martino	Banská Bystrica	9 Feb 11
SMR	1.76	Giuseppina Grassi	San Marino	2 Jun 74	LUX	1.84	Elodie Tshilumba	Luxembourg	7 Feb 15
SOL	1.45	Roselyn Mason	Honiara	73	MAD	1.68	Ashley Rambo	Santhia	26 May 11
	1.45	Agnetha V	Honiara	25 Apr 95	MTN	1.52	Badia Kamara	Doha	23 Jan 12
SOM	1.65	Faduna Abdallah Hussein	Alger	24 Jul 78	POR	1.88	Ezeneada Gomes	Budapest	5 Mar 04
SRB	1.94	Amra Terim	Thessaloniki	16 Sep 88	QAT	1.45	Fayza Abdulnaser	Doha	26 Feb 10
SRI	1.85	Priyangika Madumanthi	Kochi	8 Mar 08	ROU	2.03	Monica Iagăr-Dinescu	București	23 Feb 99
STP	1.80	Ezeneada Gomes	Logroño	19 Aug 00	SEN	1.84	Awa Dioum-Ndiaye	Paris	8 Mar 86
SUD	1.85	Yamilé Aldama	London	18 Jul 04	SLO	2.00	Britta Bilač	Frankfurt	9 Feb 94
SUI	1.95	Sieglinde Cadusch	Marietta	1 Sep 95	SVK	1.96	Maria Melová	Banská Bystrica	12 Feb 97
SUR	1.60	Deborah Gallon	Willemsstad	10 Mar 13		1.96	Maria Melová	Otterberg	27 Feb 99
	1.60	Deborah Gallon	Nassau	1 Apr 13	SWE	2.08	Kajsa Bergqvist	Arnstadt	4 Feb 06
	1.60	Deborah Gallon	Paramaribo	19 Oct 13	TTO	1.93	Natasha Alleyne	Lexington	11 Feb 95
	1.60	Deborah Gallon	Basseterre	6 Apr 15					
SVK‡	1.95	Alica Javad	Bratislava	29 May 96	Notes (*)				
SWE‡	2.06	Kajsa Bergqvist	Eberstadt	26 Jul 03	<i>BAH</i>				<i>Joan Atkinson-Grier, listed previously – from Jamaica</i>

COUNTRY	MARK	NAME	VENUE	DATE	COUNTRY	MARK	NAME	VENUE	DATE
<i>GUI</i>		<i>Fatoumata Bailey became a French citizen in November 2014</i>							
<i>JAM</i>		<i>1.95 Marisa Cadienhead San Angelo 24 May 02 – not ratified by federation, she opted to compete for Canada from 3 July 02</i>							
<i>MTN</i>		<i>Badia Kamara became a Qatari citizen in 2013</i>							
<i>QAT</i>		<i>1.48 Kinza Alwi Doha 4 Mar 15 – foreign resident</i>							
<i>UZB</i>		<i>1.98 Svetlana Radzivil Tashkent 22-23 May 08 & 1.98 Nadezhda Dusanova Tashkent 17 Jul 08 – unknown irregularity</i>							
Pole Vault									
ALB	2.60	Alma Dhespollari	Patra	8 May 10	GEO‡	3.00	Diana Zolotukhina	Baku	21 Jun 15
ALG*	3.70	Lynda Méziani	Francorville	7 May 00	GER	4.82	Silke Spiegelburg	Monaco	20 Jul 12
	3.70	Sonia Halliche	Alger	24 Jul 06	GHA	2.50	Margaret Simpson	Réduit	19 Apr 07
	3.70	Sonia Halliche	Alger	5 Jul 10	GRE	4.80i	Nikoléta Kiriakopóulou	Birmingham	21 Feb 15
	3.70	Sonia Halliche	Alger	28 Jul 11		4.80	Nikoléta Kiriakopóulou	New York	13 Jun 15
AND	2.90	Maria Martínez	el Prat de Llobregat	18 May 08	GUA	3.50	Peggy Ovalle	St. Charles	15 May 05
ANG	3.60	Lídia Nicole Alberto	Vagos	14 Jun 15	HKG	3.40	Choi Sin Ting	Hongkong	28 Jun 15
ARG	4.43	Alejandra García	Santa Fe	3 Apr 04	HON	2.60	Glenda Aguilar	Cd. de México	5 Jul 98
AUS	4.76	Alana Boyd	Perth	24 Feb 12	HUN	4.55	Krisztina Molnár	Beckum	20 Aug 06
AUT‡	4.45	Kira Grünberg	Zürich	12 Aug 14	INA	4.10	Desy Margawati	Colombo	10 Aug 02
AZE	3.80	Yelena Gladkova	Baku	1 Jun 14	IND	4.15	V. Suresh Surekha	New Delhi	4 Nov 14
BDI‡	3.70	Laëtitia Berthier	Feyzin	29 Jun 07	IRI	3.10	Mahsa Mirzatebbibi	Tehran	27 Apr 15
	3.70	Laëtitia Berthier	Addis Ababa	1 May 08	IRL	4.60	Tori Pena	Chula Vista	6 Jun 13
	3.70	Laëtitia Berthier	Pierre-Bénite	13 Jun 08	IRQ	2.65	Zahra Jama Al-Dulaimeh	Amman	24 Oct 13
	3.70	Laëtitia Berthier	Annecy	14 Jun 08	ISL	4.60	Thórey Edna Elísðóttir	Madrid	17 Jul 04
	3.70	Laëtitia Berthier	Vénissieux	28 Jun 08	ISR	4.03	Olga Dogadko	Tel Aviv	4 Jul 07
BEL	4.40	Chloé Henry	Seraing	15 Aug 14	ISV	2.74	Zhondra Carty	Cedar Hill	2 Apr 11
BIH	2.40	Mehdija Suljić	Istanbul	18 Jun 05	ITA‡	4.60	Anna Giordano Bruno	Milano	2 Aug 09
	2.40	Aldijana Bogučanin	Castellón	16 Sep 06	JAM	3.40	Maria Newton	Ashford	10 May 98
	2.40	Ajla Šišić	Banská Bystrica	21 Jun 08		3.40	Maria Newton	Wigan	6 Jun 99
BIZ	2.63	Stephaun Martínez	Tallahassee	12 Mar 11	JOR	3.20	Fatima Al-Zahra Barshi	Damascus	12 Sep 04
BLR	4.65	Anastasiya Shvedova	Barcelona	30 Jul 10	JPN	4.40	Tomomi Abiko	Osaka	9 Jun 12
BOL	2.55	María del Carmen Paredes	Cochabamba	14 May 06	KAZ	4.20	Olga Lapina	Busan	17 May 14
BRA	4.85	Fabiana Murer	San Fernando	4 Jun 10	KEN	3.15	Caroline Cherotich	Nairobi	12 May 12
	4.85	Fabiana Murer	Daegu	30 Aug 11	KOR	4.41	Choi Yun-Hee	Gimcheon	8 May 12
BUL‡	4.45	Tanya Koleva	Velenje	21 Jun 03	KUW	1.80	Fatima Mathni Taoufik	Al-Kuwait	11 Sep 12
BUR	2.80	Lynda Ouédraogo	Dreux	11 May 08	LAO‡		See indoor footnote		
	2.80	Lynda Ouédraogo	Aix-en-Provence	18 May 08	LAT	4.20	Krista Obizajeva	Liepaja	7 Jul 12
CAF	2.00	Chancela Moundo	Marseille	25 May 06	LCA	2.10	Kelia Antoino	Mon Repos	21 Feb 10
	2.00	Chancela Moundo	Miramas	18 Jun 06	LIB	2.10	Jana Majed	Beyrouth	8 Jul 10
CAM‡*	2.81	Hélène Kong	Forbach	27 Jun 07	LIE‡	2.30	Hannah Meier	Götzis	5 Jul 14
CAN‡*	4.55	Kelsie Hendry	Prince Albert	14 Jun 08	LTU	3.91	Rolanda Demčenko	Kaunas	8 Jul 12
CGO	2.40	Carine Golom Mbhe	Brazzaville	15 Jul 04	LUX‡	4.30	Gina Reuland	Reykjavik	4 Jun 15
CHA	1.80	Amina Mahamat	St. Jean-de-Luz	1 May 03	MAD	2.45	Ange Rajoanah	Antananarivo	27 Aug 00
CHI	4.30	Carolina Torres	Santo Domingo	9 Aug 03	MAR	4.05	Nisrine Dinar	Rabat	16 Jul 06
CHN	4.66	Li Ling	Wuhan	6 Jun 15	MAS	4.40	Roslinda Samsu	Mataró	10 Jul 06
CIV	3.80	Sinali Alima Ouattara	Aulnay-sous-Bois	9 Jul 14	MDA‡	3.60	Ecaterina Abramova	Tiraspol	27 May 11
CMR	2.60	Manuella Cancade	Bourg-en-Bresse	16 Jun 13		3.60	Irina Tverdochlebova	Bresol	16 May 15
COD	2.52	Prisca Kizito	Huizingen	28 Jun 14	MEX	4.12	Alejandra Meza	Monterrey	9 Apr 05
COL	4.21	Milena J. Agudelo	Armenia	19 Aug 05	MLI‡	2.30	Dianabou Diarra	Brie-Comte-Robert	6 Jun 15
CPV‡	2.40	Kidline Gomes	Fátima	1 Jun 14	MLT	2.70	Rebecca Camilleri	Reykjavik	18 Jun 11
CRC	2.70	Maureen Calvo	Desampa	4 Mar 01	MRI	3.71	Nancy Cheekoussen	Réduit	25 Jul 04
CRO	4.05	Ivona Jerković	Zagreb	29 Jul 05	MYA	3.26	Nay Nay Win	Yangon	17 Feb 07
CUB	4.90	Yarisley Silva	Hengelo	8 Jun 13	NAM	2.30	Chene de Wet	Windhoek	6 Apr 13
CYP	4.45	Marianna Zahariadi	Pescara	30 Jun 09	NCA	2.65	Yescarleth Rodríguez	Alajuela	21 Jun 10
CZE	4.76	Jirina Svobodová	Plezeň	4 Sep 13	NEA	4.50	Femke Pluim	Vught	6 Jun 15
DEN‡	4.36	Caroline Bonde Holm	Cardiff	18 Jul 12	NGR	3.20	Victoria Itodo	Lagos	17 May 07
DOM	3.53	Hiyadilis Melo	Santo Domingo	31 May 14		3.20	Maureen Williams	Kaduna	19 Feb 09
ECU	3.70	Ana Quiñones	Mar del Plata	23 Nov 13	NOR‡	4.40	Cathrine Larsåsen	København (Ø)	6 Aug 11
EGY	3.80	Nesrine Ahmed Hasan Eman	Damascus	8 Oct 09	NZL	4.45	Eliza McCartney	Eugene	24 Jul 14
ESA	3.73	Michelle Rivera	Van Nuys	10 May 02	OMA	2.70	Rasha Mohamed Al-Malki	Dubai	13 Dec 12
ESP	4.56i	Narora Agirre	Sevilla	17 Feb 07		2.70	Rasha Mohamed Al-Malki	Al-Qahira	22 Jun 13
EST	4.24i	Reena Koll	Tartu	5 Feb 13	PAK	3.07	Sidra Bashir	Islamabad	3 Apr 15
FIJ	2.90	Iowana Sera Vakaloloma	Suva	8 Jul 03	PAN	2.20	Meelany Jaén	Managua	15 Jun 12
FIN‡	4.55	Minna Nikkanen	Lappeenranta	3 Jun 15	PAR	3.71	Catalina Amarilla	Wipperfurth	24 May 15
FRA	4.71i	Marion Fiack	Aubières	10 Jan 15	PER‡	3.80	María Ferrand	Lima	24 Apr 10
GAM	1.50	Hadija Fanta Sidibeh Jambo	Castellar del Vallès	19 Apr 09		3.80	Jéssica Fu	Lima	6 Aug 11
GBR‡	4.71	Holly Bleasdale	Birmingham	24 Jun 12		3.80	Jéssica Fu	Lima	17 Mar 12
GBS	2.55	Plácida Miroelho	Almada	15 Jun 03		3.80	Jéssica Fu	Lima	24 Mar 12
	2.55	Plácida Miroelho	Abrantes	22 Jun 03		3.80	Jéssica Fu	Lima	4 May 13
						3.80	Jéssica Fu	Lima	18 May 13
						3.80	Jéssica Fu	Lima	25 Jan 14
					PHI‡*	4.11	Deborah Samson	Cerritos	22 Mar 08
					PNG	1.85	Mathilda Leong	Malala	9 Sep 98
					POL	4.85i	Anna Rogowska	Paris	6 Mar 11
					POR	4.50	Leonor Tavares	Albi	29 Jul 11
					PRK	3.60	Ri Myong Sim	Pyongyang	4 Oct 11
					PUR	4.35i	Diamara Planell	Fayetteville	14 Mar 15
					PYF	3.01	Lucie Tepea	Punaruu	30 May 09

COUNTRY	MARK	NAME	VENUE	DATE	COUNTRY	MARK	NAME	VENUE	DATE
QAT	2.00	Fatima Othman Al-Absi	Doha	11 May 15	PER	3.86	Maria Ferrand	Jonesboro	31 May 08
ROU†	4.22	Gabriela Mihalcea	Dreux	11 Jun 99	PHI	4.11	Deborah Samson	Seattle	16 Feb 08
RSA	4.42	Elmarie Gerrys	Wesel	12 Jun 00	ROU	4.25	Gabriela Mihalcea	Piräus	13 Feb 99
RUS	5.06	Yelena Isinbaeva	Zürich	28 Aug 09	SLO	4.71	Tina Šutej	Moskva	2 Feb 14
SAM	1.50	Hi Fesili	Apia	30 Nov 98	SMR	4.40	Martina Muraccini	Ancona	31 Jan 15
SEN	3.71	Fatoumata Gnacko	Aulnay-sous-Bois	26 Jun 13	SVK	4.12	Slavomira Slůková	Budapest	2 Feb 08
SIN	3.90	Rachel Yang Bing Jie	Singapore	11 Jun 15	SWE	4.70	Angelica Bengtsson	Praha	8 Mar 15
SLO†	4.61	Tina Šutej	Athens, GA	14 May 11	UKR	4.60	Hanna Shelehk	Donetsk	11 Feb 12
SMR†	3.40	Eleonora Rossi	Schaan	3 Jun 11	USA	5.02	John Suh	Albuquerque	2 Mar 13
	3.40	Eleonora Rossi	Luxembourg	30 May 13	UZB	3.00	Viktoriya Okhlova	Tashkent	6 Mar 05
	3.40	Eleonora Rossi	Fermo	20 Jul 13					
SRB	4.25	Jelena Radinović Vasić	Sremska Mitrovica	20 Aug 11					
SRI	3.32	Anoma Karunawansa	Colombo	14 Aug 14	Notes (*)				
	3.32	Aniththa Jegatheeswaran	Colombo	2 Oct 14	ALG	4.10	Lynda Méziani 99 – for France		
STP	2.80	Nair Varela	Seixal	18 Jun 05	CAM		Hélène Kong became a French citizen in September 07		
SUI	4.67	Nicole Büchler	Zürich	28 Aug 14	CAN	4.55	Kelsie Hendry Provo 24 May 08 – not ratified by federatio, mixed competition with only one female participant		
SVK†	4.10	Slavomira Slůková	Novo Mesto	12 Jul 06	PHI	4.12	Deborah Samson 30 May 03 – before she transferred to the Philippines		
	4.10	Slavomira Slůková	Dubnica	30 Jun 07					
	4.10	Slavomira Slůková	Dubnica	27 May 12					
SWE†	4.60	Angelica Bengtsson	Cheboksary	20 Jun 15					
SYR	3.15	Rihane Shiha	Latakia	25/26 Mar 11					
	3.15	Rihane Shiha	Damascus	16/17 Sep 11					
TGA	2.50	Melesia Mafile'o	Auckland	22 Feb 03	Long Jump				
THA	4.21	Sukanya Chomchuee	Nay Pyi Taw	15 Dec 13	AFG†	2.70	Lola Vallelian	Le Mouret	28 Aug 10
TPE	4.10	Chang Ko-Hsin	Kaohsiung	12 Apr 03	AIA	6.71	Shara Proctor	Berlin	23 Aug 09
	4.10	Chang Ko-Hsin	Incheon	2 Sep 05	ALB	6.53	Vera Bregu	Tiranë	20 May 89
	4.10	Chang Ko-Hsin	Macao	2 Nov 05	ALG	6.70	Baya Rahouli	Rieti	5 Sep 99
	2.36	Ayana Riviere	Baltimore	2 May 08	AND	5.75	Montserrat Pujol	Andorra	2 Jun 05
TTO	4.30	Leïla Ben Youssef	Los Gatos	19 Jun 08	ANG	5.84	Ungudi Quiawacana	Lisboa	29 Jul 07
TUN	4.21	Demel Parlak	Istanbul	13 Jun 15	ANT	6.22	Amy Harris	Basselettere	6 Jul 14
UGA	2.20	Lucy Angucia	Kampala	12 May 12	ARG	6.61	Andrea Ávila	Buenos Aires	23 May 93
UKR†	4.57	Anzhela Balakhonova	Yalta	4 Jul 04		6.61	Andrea Ávila	Mar del Plata	10 Apr 99
URU	4.23	Déborah Gyurcsek	Cochabamba	23 Jul 00	ARM	6.46	Nadezhda Karyakina	Kiev	22 Jun 76
USA†	4.92	Jenn Stuczynski	Eugene	6 Jul 08	ARU†	5.86	Sylvienne Krozendijk	Johnson City	12 May 07
UZB†	3.00	Viktoriya Okhlova	Tashkent	25 May 07	ASA	4.50	Lela Waetin	Nikao	16 Oct 07
VEN	4.60	Rosbelvis Peinado	Barquisimeto	20 May 15	AUS	7.00	Bronwyn Thompson	Melbourne	7 Mar 02
VIE	4.20	Le Thi Phuong	Palembang	15 Nov 11	AUT	7.09	Ljudmila Ninova	Sevilla	5 Jun 94
ZIM	2.60	Margaret Ondaal		00	AZE*	6.41	Galina Tumasova	Baku	22 Sep 85
					BAH	6.83	Bianca Stuart	Nassau	26 Jun 15
					BAN	6.07	Foujia Huda	Islamabad	2 Apr 04
						6.07	Foujia Huda	Ipo	12 Jun 04
						6.07	Foujia Huda	Colombo	25 Aug 06
					BAR†	6.55	Akela Jones	Gulf Shores	22 May 14
					BDI	5.10	Dévote Barajenguye	Bujumbura	81
					BEL	6.63	Sandrine Hennart	Ninove	9 Jun 96
					BEN	6.12	Anne Bossédé Okafor	Porto Novo	18 Jul 10
					BER*	6.50	Arantxa King	Austin	31 Mar 12
					BHU	5.47	Tashi Dema	Thimphu	22 Jan 03
					BIH	5.98	Tanja Marković	Zenica	9 Jun 13
					BIZ	5.97	Tricia Flores	Cd. de Panamá	16 Apr 10
					BLR	7.39	Yelena Belevskaya	Bryansk	18 Jul 87
					BOL	6.03	Linda Carla Cavero	Cochabamba	30 May 10
					BOT	6.36	Tsoeletso Nkala	Harare	18 Jul 98
					BRA	7.26	Maurren Higa Maggi	Bogotá	26 Jun 99
					BRN	5.51	Maryam Mohd Al-Ansari	Doha	21 May 13
					BRU	5.14	Rose Chong Sin Keng	Kuching	14 Jul 62
					BUL	7.00	Silvia Khristova-Moneva	Sofia	3 Aug 86
					BUR	6.33	Chantal Ouaba	Dakar	22 Apr 01
						6.33	Chantal Ouaba	Ouagadougou	19 May 01
					CAF	5.65	Nicole Tombézogo	Bangui	22 May 83
					CAM	5.85	Kim Mom	Phnom Penh	19 Jul 68
					CAN†	6.99	Christabel Netty	Eugene	29 May 15
					CAY	5.64	Anissa Owen	Santo Domingo	4 Jul 10
					CGO	6.06	Paméla Mouélé Mboussi	Beijing	19 Aug 08
					CHA	5.20	Mariam Mahamat	N'Djamena	5 Feb 77
					CHI	6.60	Macarena Reyes	Santiago/CHI	2 Jun 12
					CHN	7.01	Yao Weili	Jinan	5 Jun 93
					CIV†	6.38	Patricia Soman	Des Moines	26 Apr 03
					CMR	6.55	Françoise Mbango	Johannesburg	16 Sep 99
					COD	5.88	Carine Kanda	Vénissieux	13 Jul 96

Alternative outdoor bests for federation ratifying indoor marks as absolute records (1)

ESP	4.51	Naroa Agirre	Valladolid	10 May 14
EST	4.20	Reena Koll	Eugene	24 Jul 14
FRA	4.70	Vanessa Boslak	Malaga	28 Jun 06
	4.70	Vanessa Boslak	Osaka	28 Aug 07
POL	4.83	Anna Rogowska	Bruxelles	26 Aug 05
PUR	4.30	Diamara Planell	Walnut	18 Apr 15

Superior (or identical) indoor bests not ratified by federation as absolute records (‡)

AUT	4.45	Kira Grünberg	Praha	6 Mar 15
BDI	3.71	Laëtitia Berthier	Epinal	9 Feb 08
BUL	4.50	Tanya Stefanova	Athina	16 Feb 05
CAM	2.90	Hélène Kong	Vittel	11 Mar 07
CAN	4.60	Kelsie Hendry	Flagstaff	16 Feb 12
CPV	2.40	Cleisa Tavares	Pombal	30 Jan 10
DEN	4.43	Caroline Bonde Holm	Bad Oeynhausen	28 Feb 14
FIN	4.60	Minna Nikkanen	Poulsbo	6 Mar 11
GBR	4.87	Holly Bleasdale	Villeurbanne	20 Jan 12
GEO	2.70	Ina Narujnik	Tbilisi	22 Feb 93
ITA	4.60	Roberta Bruni	Ancona	17 Feb 13
LAO	3.00	Toukta Khamboonheung	Hanoi	31 Oct 09
LIE	2.50	Kathrin Berginz	Dornbirn	25 Jan 14
LUX	4.30	Gina Reuland	Praha	6 Mar 15
MDA	3.60	Ecaterina Abramova	Chişinău	5 Feb 12
	3.60	Ecaterina Abramova	Chişinău	5 Feb 13
	3.60	Irina Tverdohlebova	Istanbul	23 Feb 13
MLI	2.82	Aminata Sanoko	Cercy-la-Tour	13 Jan 96
NOR	4.41	Cathrine Larsåsen	Steinkjer	11 Feb 12

COUNTRY	MARK	NAME	VENUE	DATE	COUNTRY	MARK	NAME	VENUE	DATE
COK	5.37	Erin Tierney	Dunedin	23 Jun 88	KUW	4.87	Nadia Mohammed Al-Haqqaq	Muscat	15 Mar 15
COL	6.73	Caterine Ibargüen	Bogotá	30 Jun 12	LAO	5.69	Laenly Phouthavong	Singapore	4 Apr 15
COM	5.60	Fatouma Kari	Nice	26 Jun 05	LAT	6.92	Ineta Radčevića	Barcelona	28 Jul 10
CPV‡	5.50	Claudina Borges	Lisboa	27 Jun 10	LBA	5.12	Heddi Fathi Aboud	Radès	7 Jun 15
	5.50	Claudina Borges	Setúbal	4 Jul 10	LBR	6.20	Decontee Kaye	San Diego	11 May 07
	5.50	Claudina Borges	Lisboa	11 Jul 10	LCA	6.47	Michelle Baptiste	Springfield	4 May 96
CRC	5.95	Ana María Porras	Tegucigalpa	26 Sep 13	LES	6.02	Selloane Ts'oaeli	Maputo	14 Sep 11
CRO	6.68	Silvija Babić	Beograd	24 Jun 90	LIB	5.69	Sandra Gabriela	Sydney	14 Mar 03
CUB	6.99	Lisset Cuza	Jena	3 Jun 00	LIE	6.13	Manuela Marxer	Helsinki	9 Aug 94
CYP	6.80	Maria Lambrou-Teloni	Limassol	24 Mar 85	LTU	7.20	Irena Ozenko	Budapest	12 Sep 86
CZE	6.89	Jarmila Strejčková	Praha	18 Sep 82	LUX	6.01	Claudia Czerwonka	Siegen	10 Jun 00
DEN	6.96	Renata Nielsen	Sevilla	5 Jun 94	MAC	5.52	Ng Sou Peng	Singapore	15 Aug 92
DJI	4.75	Fatouma Abdallah Mohamed	Khartoum	9 May 06	MAD	6.12	Brigitte Rampizafy	Antananarivo	26 Jul 97
DMA‡	6.16	Thea LaFond	East Lansing	16 May 15	MAR	6.53	Jama'ah Chnaik	Meknès	1 May 10
DOM	6.31	Maria Spencer	Santo Domingo	5 Aug 03	MAS	6.29	Noor Amira Mohd Nafiah	Palembang	15 Dec 14
	6.31	Fabiola Taylor	Santo Domingo	5 Apr 09		6.29	Noor Amira Mohd Nafiah	Wuhan	3 Jun 15
ECU	6.50	Yuliana Angulo	Medellin	10 May 15	MAW	5.05	Rose Mjojo	Blantyre	26 Aug 73
EGY	6.28	Ines Mohamed Gherib Mansour	El Maadi	7 Apr 12	MDA	6.53	Lyubov Ratsu	Kishinyov	28 Aug 83
ERI	4.59	Salina Tukabo	Asmara	27/29 Jun 14	MDV	4.75	Nashfa Amira	Malé	Feb 00
ESA	6.04	Maria Gabriela Carrillo	San Salvador	18 Mar 06	MEX	6.40	Susana Hernández	San Luis Potosi	21 Mar 15
ESP	7.06	Niurka Montalvo	Sevilla	23 Aug 99	MGL	6.08	Baatarchu Odonchimeg	Ulan Bator	30 Jun 87
EST	6.87i	Ksenija Balta	Torino	7 Mar 09	MHL	3.76	Cherith Alyse Fisher	Laura	16 Sep 06
	6.87	Ksenija Balta	Tallinn	8 Aug 10	MKD	6.17	Marina Mihajlova	Skopje	5 Oct 87
ETH	6.23	Hiwot Sisaia	Durban	23 Jun 93	MLI	6.53	Kadiatou Camara	Bamako	6 Apr 03
FJ	6.12	Miriam Chambault	Nouméa	30 Nov 79	MLT	6.41	Rebecca Camillieri	Marsa	1 Jun 14
FIN	6.85	Ringa Ropo	Lahti	9 Aug 90	MNE	6.23	Milena Milašević	Bar	7 Jun 08
FRA	7.05	Eunice Barber	Monaco	14 Sep 03	MNT	5.82	Lynette Lee	London (Hurlingham)	23 May 71
FSM	4.82	Angie Nedelec	Kolonia	26 Jul 02	MON	5.35	Carine Cresto	Innsbruck	7 Jun 93
GAB	5.88	Anne-Lise Montoulieu	Ermont	15 Jul 83	MOZ	6.40	Elisa Cossa	Pretoria	24 Mar 00
GAM	5.73	Fatou Tiyana	Bakau	29 Jun 07	MRI	5.94	Jenna Rima	Réduit	22 May 10
GBR	6.95	Shara Proctor	Birmingham	24 Jun 12	MTN	5.19	Badia Kamara	Doha	24 Apr 12
	6.95	Shara Proctor	Doha	15 May 15	MYA	6.00	Soe Soe Nyein	Yangon	30 Jan 01
GBS	5.65	Sténia Betuncal	Lisboa	16 Jan 10	NAM	6.05	Ronel Moolman	Windhoek	9 Apr 94
GEO*	6.67	Maiko Gogoladze	Sofia	2 May 12	NCA	5.44	Ana Patricia Trana	San Pedro Sula	11 Dec 97
GEQ	5.29	Marlene Mevong Mba	Zaragoza	5 Jul 08	NEC	6.78	Dafne Schippers	Amsterdam	26 Jul 14
	5.29	Marlene Mevong Mba	Zaragoza	30 May 09	NEP	5.36	Keshari Chaudhari	Kathmandu	10 Apr 13
GER	7.48	Heike Drechsler	Neubrandenburg	9 Jul 88	NFI	4.80	Alice Donaldson	Middlegate	10 Mar 95
GHA	6.70	Ruky Abdulai	Fresno	24 May 07	NGR	7.12	Chioma Ajunwa	Atlanta	2 Aug 96
GIB	4.53	Alison Cano	Gibraltar	10 Jun 92	NIG	5.21	Yahanatou Ibrahim	Niamey	27/29 May 05
GRE	7.03	Niki Xánthou	Bellinzona	18 Aug 97	NMI	4.97	Jackie Wonenberg	Susupe	11/12 May 07
GRN	6.71	Patricia Sylvester	Atlanta	29 Mar 08	NOR	6.68	Margrethe Renstrøm	Barcelona	27 Jul 10
GUA	6.00	Estefany Cruz	Cd. de Guatemala	22 May 10	NRU	4.90	Chrissa Lovelite Detenamo	Aiwo	2 May 09
GUI	5.72	Bountouraby Soumah	Conakry	15 Sep 90	NZL	6.68	Chantal Brunner	Melbourne	1 Mar 97
GUM	5.34	Pollara Cobb	Chicago	26 Apr 14		6.68	Chantal Brunner	Brisbane	25 Mar 01
GUY	6.82	Jennifer Innis	Nice	14 Aug 82	OMA	5.45	Buthayna Ayed Al-Yacobi	Budapest	14 Jul 12
HAI	6.05	Linda Louissaint	New Orleans	14 May 05	PAK	6.31	Shabana Akhtar	Madras	22 Dec 95
HKG	6.06	Cheung Lai Yee	Hongkong	3 Apr 11	PAN*	6.42	Jennifer Clayton	Jacksonville	26 Apr 14
HON	5.40	Pastora E. Chávez	Cd. de Guatemala	16 Mar 96	PAR	5.91	Natalia Toledo	Asunción	29 Jun 92
HUN	6.86	Tünde Vaszi	Edmonton	7 Aug 01		5.91	Natalia Toledo	Asunción	27 Mar 93
INA	6.70	Maria Natalia Londa	Singapore	10 Jun 15	PER	6.48	Paola Mautino	Lima	13 Jun 15
IND	6.83	Anju Bobby George	Athina	27 Aug 04	PHI	6.71	Marestella Torres	Palembang	12 Nov 11
IRI	6.14	Touran Shadpour	Tehran	14 May 77	PLE	5.20	Ghadir Mahmoud Gharouf		May 07
IRL‡	6.60	Kelly Proper	Bruxelles	8 Aug 10	PLW	4.62	Felicia Saburo	Susupe	15 Dec 05
IRQ	5.60	Eiman Nourji Fathi	Baghdad	13 Jul 77	PNG	5.91	Rellie Kaputin	Des Moines	10 Apr 15
ISL‡	6.45	Hafdis Sigurdardóttir	Akureyri	26 May 15	POL	6.97	Agata Karczmarek	Lublin	6 Aug 88
	6.45	Hafdis Sigurdardóttir	Stara Zagora	21 Jun 15	POR	7.12	Enezenaide Gomes	Monaco	29 Jul 08
ISR	6.52	Hanna Minenok	Tel Aviv	17 Jul 14a	PRK	6.79	Li Yong Ae	Kuala Lumpur	21 Oct 91
ISV	6.72	Flora Hyacinth	Cd. de México	23 May 98	PRU	6.96	Madeline de Jesús	Cd. de México	24 Jul 88
ITA	7.11	Fiona May	Budapest	22 Aug 98	PYF	5.94	Véronique Boyer	Pirae	7 Apr 01
IVB	6.65	Chantel Malone	Nassau	13 Apr 13	QAT	5.22	Reyma Alen Thomas	Amman	16 May 12
JAM	7.16	Elva Goulbourne	Cd. de México	22 May 04	ROU	7.43	Anișoara Cușmir	București	4 Jun 83
JOR	6.01	Rima Farid Taha	Amman	18 May 07	RSA	6.93	Karen Mey	Bad Langensalza	7 Jul 07
JPN	6.86	Kumiko Ikeda	Osaka	6 May 06		6.93	Karen Mey	Bad Langensalza	7 Jun 08
KAZ	7.31	Yelena Kokonova	Alma Ata	12 Sep 85	RUS	7.52	Galina Chistyakova	Leningrad	11 Jun 88
KEN	6.39	Ruth Onsarigo	Nairobi	23 Dec 89	RWA	5.10	Béatrice Nyiraguhirwa	Kicukiro	15 May 88
KGZ	7.06	Tatyana Kolpakova	Moskva	31 Jul 80	SAM*	5.80	Kristy Nyfola Slade	Sacramento	29 Mar 03
KIR	4.86	Taati Eria	Adelaide	25 Aug 00	SEN	6.64	Kène Ndoye	Brazzaville	16 Jul 04
KOR	6.76	Jung Soon-Ok	Daegu	4 Jun 09	SEY	6.57	Céline Laporte	Melbourne	24 Mar 06
KOS	5.50	Remzije Shala	Mitrovicë	Jul 85	SIN	6.18	Eugena Tan Yan Ning	Singapore	10 Jun 15

COUNTRY	MARK	NAME	VENUE	DATE	COUNTRY	MARK	NAME	VENUE	DATE
SKN	6.67	Tanika Liburd	Houston	20 May 10	Triple Jump				
SLE‡	6.75	Eunice Barber	Pierre-Bénite	5 Jun 98	AIA‡	13.74	Shara Proctor	Greensboro	30 May 09
SLO	6.78	Nina Kolaric	Ptuj	29 Jun 08	ALB	13.50	Vera Bregu	Durrësi	10 May 96
SMR	5.69	Barbara Rustignoli	Nicosia	4 Jun 09	ALG	14.98	Baya Rahouli	Almeria	1 Jul 05
SOL	5.02	Miriam Waleilia	Honiara	2 Mar 99	AND‡	12.21	Montserrat Pujol	Andorra	1 Jul 07
SOM	5.05	Nadifa Sheikh Aboker	Mogadiscio	15 Sep 77	ANG*‡	13.49	Teresa N'Zola	Angers	27 Jul 02
	5.05	Nasteho Essa Mohamad	Mogadiscio	7 May 06	ANT	11.35	Janicia Charles	Orlando	10 May 03
SRB‡	6.88	Ivana Španović	Eugene	30 May 14	ARG	13.91	Andrea Ávila	Lima	4 Jul 93
SRI	6.40	Nayanthi Kumari Chandrasena	Bangkok	10 May 02	ARM	13.15	Haykanush Beklaryan	Artashat	21 May 11
STP*‡	6.36	Enezenaide Gomes	Rio Maior	9 May 01	ARU	11.48	Sylvienne Krozendijk	Johnson City	12 May 07
SUD	6.34	Yamilé Aldama	Amman	18 May 07	ASA	8.72	Iva Ripine	Utulei	9 Apr 92
SUI	6.84	Irène Pusterla	Chiasso	20 Aug 11	AUS	14.04	Nicole Mladenis	Hobart	9 Mar 02
SUR	5.77	Lilian Tholen	Georgetown	7 Oct 79		14.04	Nicole Mladenis	Perth	6 Dec 03
SVK	7.01	Eva Murková	Braislava	26 May 84	AUT	13.75	Ljudmila Ninova	Linz	9 Jul 97
SWE	6.99	Erica Johansson	Lausanne	5 Jul 00	AZE	13.56	Yekaterina Saryjeva	Baku	6 Jun 15
SWZ	5.56	Portia Gimindza	Mbabane	17 Apr 04	BAH	13.66	Jackie Edwards	Nassau	20 Jun 97
SYR	6.77	Hghada Shouaa	Götzing	26 May 96	BAR	13.35	Seidre Forde	Austin	4 Apr 08
TAN	5.64	Leticia Athanas	Mwanza	2 May 83	BDI	10.73	Niyongéko	Bujumbura	9 May 91
TGA	6.23	Siulolo Liku	Sydney	11 Feb 95	BEL	14.55	Svetlana Bolshakova	Barcelona	31 Jul 10
THA	6.36	Wacharee Ritthiwat	Bangkok	10 May 02	BEN	12.68	Sonya Agbessi	Lille	19 Jun 94
TJK	6.19	Zhanna Matsola	Frunze	22 Apr 89	BER‡	13.08	Jasmine Brunson	Orlando	24 Jun 12
TKM	6.22	Galina Brigadnaya	Ashkhabad	19 May 85	BHU	9.73	Damchoe Lhaden	Thimphu	9/13 Jul 14
TKS	4.98	Tashy Forbes	Kew	04	BIH	12.92	Andela Kovačević	Sokolac	3 Jul 10
TOG	6.42	Désirée Agblami	Viry-Châtillon	20 Jun 98	BIZ	12.79	Althea Gilharry-Moses	Los Angeles (W)	4 May 96
TPE	6.56	Wang Kuo-Huei	Bangkok	5 Nov 97	BLR	14.76	Kseniya Dzetsuk	Brest	26 May 12
TTO	6.82	Rhonda Watkins	Eugene	25 May 07	BOL	12.93	Daysi Ugarte	Cochabamba	30 May 04
TUN	6.21	Awatef Hamrouni	Tunis	12 Jun 05	BOT	12.39	Titose Chilume	Gaborone	2 Jun 13
TUR	6.87	Karin Melis Mey	Leverkusen	31 Jul 09	BRA	14.58	Keila Costa	São Paulo	7 Jun 13
TUV	4.99	Asenata Manoa	Mata-Utu	5 Sep 13	BRN	13.32	Mary Amiata Otuaruah Namana	27 Apr 15	
UAE	5.09	Ayda Saeed Moussa Al-Balooshi	Sharjah	6/8 Feb 12	BRU	10.58	Nuramalina Binti Bakir	B. S. Begawan	2 Dec 09
UGA	6.43	Sarah Nambawa	Nashville	9 Apr 11	BUL	15.20	Tereza Marinova	Sydney	24 Sep 00
UKR*	7.24	Larysa Berezhnaya	Granada	5 Jun 91	BUR	13.63	Chantal Ouaba	Ouagadougou	20 May 01
URU	6.52	Mónica Falcioni	Bogotá	26 Jun 99	CAF	12.12	Marie-Joëlle Conjunjo	Réduit	5 Apr 99
USA	7.49	Jackie Joyner-Kersey	New York	22 May 94	CAM	9.48	Sokunthea Kuen	Singapore	10 Jun 07
	7.49	Jackie Joyner-Kersey	Sestriere	31 Jul 94	CAN‡	13.99	Tabia Charles	Eugene	3 Jul 10
UZB‡	6.81	Yuliya Tarasova	Tashkent	5 Jun 10	CAY	11.11	Brian Bodden	George Town	19 Mar 05
VAN	5.45	Anna Lemus-Bihu	Port Vila	12 Nov 77	CGO	12.73	Hopie Massaka-Youlou	Johnannesburg	18 Sep 99
VEN	6.57	Yulimar Rojas	Barinas	17 Apr 15	CHA	10.98	Hauua Nouta Mantangor	N'Djamena	7 Apr 96
VIE	6.65	Bui Thi Thu Thao	Singapore	10 Jun 15	CHI	13.31	Macarena Reyes	Santiago/CHI	28 Oct 11
VIN	6.21	Marvette Collis	San Diego	7 May 94	CHN	14.90	Xie Limei	Urumqi	20 Sep 07
YEM	4.50	Amal Kala	Aden	28 Nov 84	CIV	13.35	Celia-Christelle M'Boua	Paris	12 Jul 13
ZAM	5.89	Caromella Mumbi	Zanzibar	28 May 76	CMR	15.39	Françoise Mbango	Beijing	17 Aug 08
ZIM	6.15	Dafros Mudyirwa	Pittsburgh	6 May 00	COD	12.99	Carine Kanda	Vénissieux	14 Jul 96
					COK	10.73	Erin Tierney	Suva	24 Jun 93

Superior indoor bests not ratified by federation as absolute records (‡)

AFG	3.59	Mehrangiz Bijanpoor	Oslo	9 Apr 05
ARU	5.89	Krozendijk	Johnson City	29 Feb 08
BAR	6.64	Akela Jones	Fayetteville	13 Feb 15
CAN	6.99	Christabel Netley	Stockholm	19 Feb 15
CIV	6.44	Patricia Soman	Muncie	21 Feb 03
CPV	5.66	Evelise Veiga	Pombal	27 Jan 12
DMA	6.17	Thea LaFond	Geneva	27 Feb 15
IRL	6.62	Kelly Proper	Wien	23 Jan 10
ISL	6.47	Hafdís Sigurdardóttir	Reykjavík	17 Jan 15
SLE	6.86	Eunice Barber	Bordeaux	14 Feb 98
SRB	6.98	Ivana Španović	Praha	7 Mar 15
STP	6.36	Enezenaide Gomes	Espinho	17 Feb 01
UZB	6.82	Vera Olenchenko	Volgograd	21 Jan 90

Notes (*)

AZE 6.42 Grete Adiants Sumgait 21 Jun 80 – not ratified by federation

BER 6.59 Zindzi Swan Gainesville 6 Apr 07 – was only 5.59

GEO 6.67 Gogoladse – Doubtful measurement. Alternative best – 6.25

Nadezhda Dvalishvili Tbilisi 16 May 54 & 6.25 Lyudmila Iyevleva Kharkov 26 Jul 60

PAN Clayton transferred to Panama from 1 Jun 13

SAM 5.91 Slade Provo 6 Apr 02 – as a US citizen

STP Gomes became a Portuguese citizen in June 01

UKR 7.37 Inessa Kravets Kiyev 13 Jun 92 – not ratified by federation (no wind gauge)

ERI	9.71	Yordanos Michael	Asmara	29 Apr 11
ESA	12.81	Maria Gabriela Carrillo	San Salvador	9 Apr 06
ESP	14.64	Carlota Castrejuna	Birmingham	4 Mar 07
EST	14.43	Kaire Leibak	Beijing	17 Aug 06
ETH	12.79	Chanu David Ijduru	Addis Ababa	12 Jun 14
FIJ	12.86	Milika Tuivanuaou	Pomona	13 Apr 13
FIN	14.39	Heli Koivula-Kruger	Lappeenranta	3 Aug 03
FRM	14.69	Teresa N'Zola	München	23 Jun 07
FSM	9.86	Angie Nedelec	Santa Rita	8 Jun 99
GAB	11.11	Armelle Otolá	Châlon-sur-Saône	11 Jun 94
	11.11	Erika Nzé	Brive-la-Gaillarde	7 Jun 14

COUNTRY	MARK	NAME	VENUE	DATE	COUNTRY	MARK	NAME	VENUE	DATE
GAM	11.02	Nusrat Ceesay	Kingston-upon-Thames	4 Aug 13	NMI	10.10	Jackie Wonenberg	Koror	5 Aug 10
GBR†	15.15	Ashia Hansen	Fukuoka	13 Sep 97	NOR	13.83	Lene Espegren	Pula	5 Jun 99
GBS†	11.22	Plácida Miroho	Almada	4 Jan 04	NRU	9.40	Dana Thoma	Yaren	28 Mar 06
GE0*	13.68	Yuliya Dubina	Kutaisi	14 Jul 06	NZL	13.65	Neka Okpala	Canberra	7 Feb 15
GEQ	10.21	Catherine Mvo	Yaoundé	25 May 01	OMA	10.43	Buthayna Ayed Al-Yacobi	Amman	11 Apr 08
GER	14.57	Katja Demut	Wesel	13 Jun 11	PAK	11.75	Maryam Babar	Islamabad	26 May 13
GHA†	13.37	Mathilde Boateng	Reims	11 Jul 14	PAN†	11.99	Cecilia Núñez	Houston	27 Mar 87
GRE	15.32	Hrisopiýi Devezí	Athina	21 Aug 04	PAR	11.96	Bianca Lequizamón	Asunción	8 Sep 07
GRN	14.06	Patricia Sylvester	Athens, GA	7 Jun 08	PER	13.49	Silvana Segura	Lima	22 Jun 14
GUA	13.28	Estefany Cruz	Cd. de Guatemala	6 Aug 11	PHI	12.67	Marestella Torres	Manila	3 Jun 04
GUI	12.74	Maryama Bah	Hagetmau	26 Jul 00	PLE	9.95	Amar Assoued	Damascus	13 Sep 04
GUM	10.88	Pollara Cobb	Chicago	27 Apr 14	PLW	9.89	Barbara Gbewonyo	Susupe	26 Jun 06
GUY	13.74	Nicola Martial	Knoxville	3 Jun 95	PNG	12.31	Relle Kaputin	Hutchinson	15 May 15
HAI	13.47	Pascale Delaunay	Xalapa	27 Nov 14	POL	14.44	Malgorzata Trybárska	Barcelona	29 Jul 10
HKG	12.61	Tse Wang Chi	Hongkong	4 Jun 11	POR	14.52	Patricia Mamona	Helsinki	29 Jun 12
HON	11.60	Pastora E. Chávez	Tegucigalpa	3 Dec 94	PRK	13.40	O Mi Song	Pyongyang	10 Oct 98
HUN	14.00	Zita Bálint	Budapest	11 May 96	PUR	12.93	Amy Seward	San Salvador	14 Jul 07
INA	14.17	Maria Natalia Londa	Nay Pyi Taw	17 Dec 13	PYF	12.83	Véronique Boyer	Suva	12 Jul 03
IND	14.11	Mayookha Johny	Kobe	9 Jul 11	QAT	11.22	Mubarak Ahmed Al-Mannai	Muscat	14 Mar 15
IRI	12.74	Javaher Zamani	Tehran	16 May 14	ROU	15.16	Rodica Mateescu	Athina	4 Aug 97
IRL	13.62	Taneisha Scanlon-Robinson	Bratislava	7 Jun 05	RSA	13.89	Patience Ntshingila	Potchefstroom	24 Mar 12
IRQ	11.47	Shahad Kassim Fenjan	Baghdad	13 Mar 15	RUS†	15.34	Tatyana Lebedyeva	Iraklio	4 Jul 04
ISL	13.18	Sigrídur Gudjónsdóttir	Odense	28 Jun 97	RWA	10.58	Chantal Uwizeyimana	Kigali	1/2 Jun 13
ISR	14.61	Hanna Minenko	Praha	8 Jun 15	SAM	11.13	Sopolema Tutitama	Apia	16 Dec 06
ISV	13.73	Flora Hyacinth	Tuscaloosa	17 May 87	SEN	15.00	Kène Ndoye	Iraklio	4 Jul 04
ITA	15.03	Magdelín Martínez	Roma	26 Jun 04	SEY	12.95	Janet Boniface	Nairobi	15 Jul 11
IVB†	13.27	Chantel Malone	Des Moines	10 Jun 11	SIN	11.94	Lynette Lim Enxuan	Singapore	20 Apr 15
JAM	15.16	Trecia-Kaye Smith	Linz	2 Aug 04	SKN†	12.34	Ritzta Douglas	West Palm Beach	26 May 99
JOR	12.60	Rima Farid Taha	Al Ain	29 Oct 11	SLE	10.91	Assiatu Williams	Oakton	6 May 06
JPN	14.04	Maho Hanaoka	Shizuoka	1 Oct 99	SLO†	15.03	Marija Šestak	Beijing	17 Aug 08
KAZ	15.25	Olga Rypakova	Split	4 Sep 10	SMR	11.65	Lucia Gualandra	San Marino	26 Apr 03
KEN	12.98	Gladys Musyoki	Nairobi	6 Jun 14	SOL	8.74	Rose Sisiolo	Tenaru	25 Jun 11
KGZ	13.76	Rahima Sardi	Bangkok	19 Jun 07	SOM†		See indoor footnote		
KIR	10.76	Terina Tangitang	Bairiki	4 Jul 08	SRB	14.56	Biljana Topić	Thessaloniki	13 Sep 09
KOR	13.92	Kim Su-Yeon	Gongju	26 May 06	SRI	13.49	H.D. Vidusha Lakshani	Diyagama	28 Jun 15
KOS	10.61	Burneta Rama	Mitrovicë	16 Sep 05	STP	13.31	Lecabela Quaresma	Bonneuil-sur-Marne	2 Jun 11
KUW	9.95	Kauthar Amin Al-Shimali	Muscat	14 Mar 15	SUD	15.28	Yamilé Aldama	Linz	2 Aug 04
LAO	12.77	Kaenly Phouthavong	Vientiane	18/20 Sep 14	SUI	13.42	Irene Pusterla	Bellinzona	24 Sep 11
LAT	14.76	Gundega Spróge	Sheffield	29 Jun 97	SUR	12.42	Deborah Gallon	Nassau	31 Mar 13
LBA	9.29	Ali Najia Salem	San Donato Milanese	18 Jun 08	SVK	14.51	Dana Veldáková	Pavia	11 May 08
LBR	13.52	Decontee Kaye	Sacramento	9 Jun 07	SWE	14.29	Carolina Klüft	Växjö	8 Jun 08
LCA	13.24	Sandisha Antoine	Fort-de-France	31 Jan 15	SWZ	10.60	Gcebile Gumedze	Mbabane	02
LES	12.72	Selloane Ts'oaeli	Pretoria	30 Jan 09	SYR	13.01	Fadoua Al-Boza	Damascus	9 Oct 09
LIB	12.08	Sandra Gabriel	Sydney	25 Oct 03	13.01	Fadoua Al-Boza	Radès	21 Jun 09	
LTU	14.21	Dovile Dzinzaletaitė	Bilbao	20 Jun 15	TAN	10.45	Joyce Moses	Dar es Salaam	12/13 Jul 14
LUX	12.43	Claudia Czernwonka	Schaan	26 May 99	TGA	12.57	Meslesia Mafile'o	Coffeyville	19 May 07
MAD	13.41	Rapitsaravolazandry	Antananarivo	15 Aug 07	THA	14.16	Thitima Muangjan	Nay Pyi Taw	17 Dec 13
MAR	13.75	Jamaá Chnaïk	Porto Novo	1 Jul 12	TJK	12.58	Marina Rudneva	Alma Ata	12 May 91
MAS	13.90	Noor Amira Mohd Nafiah	Kuala Lumpur	6 Oct 12	TKM*	13.97	Viktoriya Brigadnaya	Singapore	1 Oct 99
MAW	10.25	Kachail	Blantyre	20 Jul 68	TKS	10.34	Shamara Rigby	Vieux Fort	12 Apr 09
MDA	14.24	Olga Bolshova	Alcala	28 Jun 03	TOG	13.18	Edwige Néglokpé	Obernai	29 Jul 01
MDV	9.81	Shain Rasheed	Malé	Nov 96	TPE	13.63	Wang Kuo-Huei	Taoyuan	26 Dec 99
MEX	13.61	Yessenia Villarreal	Guanajuato	11 Jul 09	TTO	14.40	Ayanna Alexander	Alexandria, VA	31 Aug 14
MGL	11.48	Erdenebileg Ariuntungalag	Ulaanbaatar	11 Jun 04	TUN	13.08	Monia Jelassi	Dakar	6 May 00
MKD	12.25	Vasilka Stojcevska	Skopje	25 May 91	TUR	13.95	Sevim Serbest Sinmez	Istanbul	15 Jun 13
MLI	12.94	Yah Koïta	Niamey	11 Dec 05	TUV	10.29	Asenate Manoa	Nikao	25 Sep 09
MLT	12.26	Rebecca Sare	Glasgow	28 Jul 14	UAE	10.65	Ayda Saeed Moussa Al-Baloshi	Sharjah	6/8 Feb 12
MNE	12.33	Milena Milišević	Sremska Mitrovica	23 May 09	UGA	14.06	Sarah Nambawa	Nashville	9 Apr 11
MON	7.79	Vanessa Gazielo	Mirammas	18 May 03	UKR	15.50	Inessa Kravets	Göteborg	10 Aug 95
MOZ	11.85	Telma Cossa	Brazzaville	14 Jul 04	URU	13.59	Mónica Falcioni	Montevideo	9 May 99
MRI	12.55	Karina Jolicoeur	Rédout	12 Jun 15	USA	14.45	Tiombé Hurd	Sacramento	11 Jul 04
MYA	12.72	Soe Soe Nyein	Yangon	30 Mar 01	UZB	14.55	Anastasiya Juravlyeva	Khaniá	6 Jun 05
NAM	11.77	Jolene O'Conner	Harare	2 May 01	VAN	10.68	Fiona Peters	Port Vila	24 Jul 97
NCA	11.95	Ana Patricia Trana	Maracaibo	20 Aug 98	VEN	14.17	Yulimar Rojas	Barinas	18 Apr 15
NED	13.51	Brenda Baar	Izmir	18 Jun 11	VIE	14.12	Tran Hue Hoa	Nay Pyi Taw	17 Dec 13
NEP	12.20	Keshari Chaudhari	Kathmandu	11 Apr 13	VIN	13.08	Yvette Haynes	El Paso	11 Apr 92
NFI	9.85	Jedda Fletcher	Christchurch	14 Dec 02	YEM	8.75	Hana Srouri	Amman	27 Oct 07
NGR	14.21	Chinaye Ohadugha	Alger	18 Jul 07	ZAM	11.06	Victoria Mwase	Kabwe	29 Sep 91
NIG	10.04	Farida Illaoua	Niamey	31 May 98	ZIM†	12.90	Namatirai Mavugara	Harare	11 Jun 06

COUNTRY	MARK	NAME	VENUE	DATE	COUNTRY	MARK	NAME	VENUE	DATE
<i>Alternative outdoor best for federation ratifying indoor marks as absolute records (i)</i>									
ESP	14.60	Carlota Castrejana	Almería	1 Jul 05	CRO†	17.52	Valentina Mužarić	Greensboro	25 May 13
<i>Superior indoor bests not ratified by federation as absolute records (‡)</i>									
AIA	13.88	Shara Proctor	Blacksburg	6 Feb 10	EGY*	16.50	Hanaa Salah El-Melegi	Al-Qâhira	20 Jun 00
AND	12.40	Cláudia Gurí	Antequera	21 Feb 15	ERI	8.51	Adiam Fissehaye	Asmara	29 Apr 11
ANG	13.82	Teresa N'Zola	Aubière	1 Mar 03	ESP	14.60	Eva María Dimas	San Salvador	18 Mar 06
BER	13.19	Jasmine Brunson	Boston	25 Feb 12	EST	18.03	Veronika Minina	Nokia	25 May 80
CAN	14.02	Tabia Charles	Notre Dame	3 Mar 07	ETH	12.23	Amele Yibeltal Muluadam	Addis Ababa	8 Mar 15
COM	11.71	Féta Ahamada	Eaubonne	16 Jan 10	FJI	14.73	Milika Tuivanuvou	San Marcos	11 Apr 15
CPV	11.89	Luciliana Évora	Lisboa	4 Mar 01	FIN	18.57	Asta Ovaska	Stockholm	20 Aug 89
DMA	13.27	Thea LaFond	Clemson	1 Mar 14	FRA	18.691	Laurence Manfredi	Liévin	19 Feb 00
GBR	15.16	Ashia Hansen	Valencia	28 Feb 98	FSM	11.45	Scalasmara Fathaangin	Abay	24 Jul 01
GBS	11.74	Sténia Betuncal	Pombal	13 Feb 11	GAB	15.51	Odette Mistoul	Rabat	15 Jul 84
GHA	13.48	Mathilde Boateng	Bordeaux	22 Feb 14	GAM	10.70	Genevieve Drammeh	Bakau	17 Apr 99
IVB	13.45	Chantel Malone	College Station	12 Mar 11	GBR	19.36	Judy Oakes	Gateshead	14 Aug 88
PAN	12.30	Jennifer Clayton	New York	1 Mar 14	GBS†	14.72	Jéssica Include	Vagos	14 Jun 15
RUS	15.36	Tatyana Lebedyeva	Budapest	6 Mar 04	GER	19.30	Aleksandra Abashidze	Sochi	9 Jun 84
SKN	12.89	Jessica Gilbert	Princess Anne	24 Feb 01	GEQ	11.30	Bibiana-Martina Olaman	Malabo	17 Jul 10
SLO	15.08	Marija Šestak	Athína	13 Feb 08	GER	22.45	Ilona Slupianek	Potsdam	11 May 80
SOM	7.98	Sabrina Gaddour	Padova	2 Mar 13	GHA	14.10	Patience Djato	Kumasi	3 Jul 93
SUI	13.45	Claudia Vetsch	Magglingen	19 Feb 95	GIB	8.50	Nicole Barker	Gibraltar	17 Jul 92
ZIM	13.03	Namatirai Mavugara	Blacksburg	22 Jan 10	GRE	19.10	Irini-Hrisovalde Terzoglou	Trikala	14 Jun 03
Notes (*)					GRN†	14.55	Sheba George	Stanford	29 Mar 02
ANG	<i>Teresa N'Zola became a French citizen in 2003</i>				GUA	13.52	Dorothy López	Cd. de Guatemala	6 Nov 09
CUB	<i>15.29 Yamilé Aldama Roma 11 Jul 03 – not ratified by federation</i>				GUI	13.74	Mahawa Camara	Lisses	29 May 09
GEO	<i>14.03 Yuliya Dubina Baku 2 Jul 04 – unconfirmed</i>				GUM	11.02	Tawna Rivera	Tumon	25 Apr 97
TKM	<i>14.02 Viktoriya Brigadnaya Ashkhabad 13 May 01 – unconfirmed</i>				GUY	12.61	Trishel Thompson	Georgetown	25 Apr 99
Shot Put					HAI	16.80	Debbie St. Phard	Wickliffe	27 Jun 88
AFG†		See indoor footnote			HKG	12.86	Ho Yin Chiu	Hongkong	21 Feb 12
AIA	9.27	Dee-Ann Rogers	Glasgow	29 Jul 14	HON	11.12	Jennifer Palma	Tegucigalpa	10 Mar 12
ALB	16.36	Antoneta Koçi	Tiranë	29 Apr 84	HUN†	19.04	Anita Márton	Zürich	17 Aug 14
ALG	16.16	Yasmina Azzizi	Annaba	13 Jul 95	INA	14.34	Josephine Mahuse	Jakarta	18 Sep 87
AND†	9.68	Montserrat Pujol	Andorra	5 May 01	IND	17.46	Harbans Kaur	Calcutta	28 Nov 17
ANG	12.90	Carla Carvalho	Luanda	24 Aug 81	IRI	18.18	Leila Rajabi	Pune	6 Jul 93
ANT	15.68	Jess St. John	Gainesville	4 Apr 15	IRL†	16.99	Marita Walton	Stanford	2 Apr 83
ARG	16.59	Rocio Comba	São Caetano	22 Jul 06	IRQ	11.60	Raida Oudeh	Baghdad	26 Oct 79
ARM*	18.51	Faina Melnik	Helsinki	15 Sep 73	ISL	16.33	Gudbjörg Gyfadóttir	Starville	17 May 92
ARU	11.68	Julianne Dorthal	Ottawa	1 Jun 13	ISR	17.22	Anastasia Muchkavev	Tel Aviv	28 Apr 12
ASA	16.67	Lisa Misipeka	Columbia	15 Apr 95	ISV	9.79	Andrea Wynter	Road Town	7 Mar 09
AUS	19.74	Gael Martin	Berkeley	14 Jul 84	ITA†	19.15	Chiara Rosa	Milano	24 Jun 07
AUT	19.21	Valentina Fedjuschina	Casablanca	13 Jul 99		19.15	Chiara Rosa	Berlin	14 Jun 09
AZE	16.31	Valentina Podgornova	Donetsk	16 Jul 78	IVB	14.83	Trévia Gumbs	Basseterre	5 Apr 15
BAH	17.23	Aymara Albury	Knoxville	26 May 06	JAM	18.28	Kimberly Barrett	Gainesville	29 May 04
BAN	12.14	Nelly Jesmin	Dhaka	8 Sep 92	JOR	17.83	Nada Muftic Kawar	Los Angeles (W)	6 May 00
BAR	17.14	Shernelle Nicholls	Lincoln	13 May 07	JPN	18.22	Chinatsu Mori	Hamamatsu	18 Apr 04
BDI	12.56	Tsizéyimana	Bujumbura	23 Aug 92	KAZ	19.26	Yelena Ortina	Chelyabinsk	10 Aug 86
BEL†	16.70	Verlele Blondeel	Tessenderlo	28 Aug 04	KEN	15.60	Elizabeth Olaba	Nakuru	27 Jun 87
BEN	15.15	Isabelle Yacoubou	Tours	28 May 04	KGZ	15.38	Svetlana Pechenyuk	Frunze	11 May 74
BER†	13.59	Sonya Smith	Los Angeles	22 May 85	KIR	10.16	Kimaia Dan Murdoch	Bairiki	2 Sep 06
BHU	11.74	Phup Lhamngmo	Punakha	25/28 Dec 00	KOR	19.36	Lee Myung-Sun	Shanghai	19 Apr 00
BIH	14.91	Katica Tošić-Šporer	Sarajevo	17 Sep 66					
BIZ	11.38	Kay de Vaughn	Belize City	24 Jan 15					
BLR†	21.58	Nadezhda Ostapchuk	Minsk	18 Jul 12					
BOL	15.42	Grace Conley	Tarija	17 Apr 15					
BOT	10.95	Neyo Tatto Selato	Lusaka	20 Aug 14					
BRA	19.30	Eliângela Adriano	Tunja	14 Jul 01					
BRN	15.16	Noora Salem Jassem	Incheon	27 Sep 14					
BRU	13.92	Tea Ai Seng	B. S. Begawan	8 Aug 97					
BUL	21.89	Ivanka Khrystova	Belmeken	4 Jul 76					
BUR	14.13	Brigitte Traoré	Ouagadougou	16 Dec 03					
CAF	14.68	Nadège Nakombo	Dreux	17 Oct 99					
CAM	11.85	Sao Thin	Phnom Penh	13 Jul 67					
CAN	18.31	Julie Labonté	Des Moines	11 Jun 11					
CAY	12.19	Lacey Barnes	St Clement	30 Jun 15					

COUNTRY	MARK	NAME	VENUE	DATE	COUNTRY	MARK	NAME	VENUE	DATE
KOS*	13.33	Lirije Veselaj	Prizren	1 Jul 79	SMR	10.37	Barbara Rustignoli	Modena	9 May 09
KUW	9.66	Nadia Mohamed Al-Haqqaan	Manama	7 Mar 13	SOL	10.67	Saleima Kataina	Honiara	9 Nov 81
LAO	11.51	Soudphasone Pharnvatvongsouk	Vientiane	18/20 Sep 14	SOM	8.67	Amina Ali	Mogadiscio	4 Sep 79
LAT	18.75	Skaidrite Baikova	Riga	2 Jun 84	SRB	18.86	Danijela Čurović	Subotica	19 Jul 98
LBA	10.83	Areej Salem El Sayeh	Al-Qāhira	8 May 10	SRI	14.88	Nadeeka Muthunayake	Beliatta	12 Jul 08
LBR‡	13.97	TeTee Kuyateh	Princeton	13 May 07	STP	13.22	Ezenaizda Gomes	Almada	10 Feb 01
LCA	14.67	Tressa-Anne Charles	Cotzacoalcos	26 Jun 04	SUD	10.60	Kassima Ismail	Khartoum	9/10 Oct 04
LES	11.99	Selloane Ts'oaeli	Maputo	13 Sep 11	SUI‡	18.02	Ursula Stäheli	Zug	14 Aug 88
LIB	12.39	Leila Karhani	Beirut	16 May 02	SUR‡	14.38	Helen Weidum	Mol	5 Jul 92
LIE	13.53	Manuela Marxer	Götzis	27 May 95	SVK	16.96	Gabriela Hanuláková	Bratislava	14 Jul 85
LTU	20.27	Danguolė Bimbaitytė	Leselidze	13 May 87	SWE	18.17	Helena Engman	Göteborg	10 Aug 10
LUX	14.41	Stéphanie Krumlovsky	Berlitz	6 Jun 14	SWZ	10.04	Khombisile Makhathu	Simunye	9 Apr 94
MAC	12.74	Wong Kit Man	Macao	13 Mar 05	SYR	16.25	Ghada Shouaa	Irbid	12 Aug 99
MAD	14.98	Ange-Doris Ratsimbazafy	Colombes	12 Jun 05	TAN	12.90	Catherine Nyamko	Dar-es-Salaam	Oct 83
MAR	16.60	Souad Malloussi	Sydney	28 Sep 85	TGA	18.03	Ana Po'u'hila	Albertville	10 Jul 08
MAS	14.41	Lee Chiew Har	Kuala Lumpur	15 Jul 89	THA	18.24	Juthaporn Krasaeyan	Bangkok	15 Dec 98
MAW	11.46	Rose Chamangwana	Mombasa	5 Sep 75	TJK	18.52	Svetlana Tatichek	Dushanbe	31 May 87
MDA	19.59	Alexandra Mittitelu	Baku	21 Sep 85	TKM	14.25	Muhabab Rajapova	Ashkhabad	22/23 May 08
MDV	8.72	Aishath Eva Abdul Gafour	Malé	Dec 06	TKS	12.19	Varlene Francis	Spanish Town	9 Apr 05
MEX	17.04	Cecilia Dzul	Mérida	24 Feb 13	TLS	10.01	Ana Maria	Dili	20 Mar 05
MGL	14.68	Nanjilma Dashzeveg	Ulan Bator	16 Jul 66	TOG	15.74	Alifatou Djibril	Adelaide	19 Feb 05
MHL	8.61	Noreen Ishoda	Laura	Oct 09	TPE	17.48	Lin Chia-Ying	Incheon	27 Sep 14
MKD	14.49	Vesna Cadikovska	Trikala	8 Jul 01	TTO‡	19.42	Cleopatra Borel-Brown	Paris (St. Denis)	8 Jul 11
MLI	13.82	Oumou Traoré	Adelaide	17 Feb 96	TUN	16.72	Amel Benkhaled	Jablonec	11 Jun 02
MLT‡	12.51	Jennifer Pace	Windsor, ON	22 Oct 77	TUR‡	18.04	Emel Dereli	Rieti	20 Jul 13
MNE	15.38	Kristina Rakočević	Bar	31 May 15	TUV	10.41	Inara Sione	Funafuti	12
MNT	11.52	Jenita Shields	Plymouth	24 Jul 82	UAE	12.06	Maryam Salim Gharib	Doha	24 May 13
MON	10.54	Carine Cresto	Puteaux	23 Jun 91	UGA	14.47	Joyce Aciro	Alger	24 Jul 78
MOZ	14.46	Salomé Mugabe	Potchefstroom	8 May 15	UKR	21.69	Vita Pavlysh	Budapest	20 Aug 98
MRI	13.79	Bernadette Perrine	Réduit	10 Aug 97	URU	15.85	Berenice da Silva	Buenos Aires	25 Sep 88
MTN	15.81	Binta Diagana	Paris	13 Jul 13	USA	20.24	Michelle Carter	Des Moines	22 Jun 13
MYA	14.38	Jennifer Tin Lay	Rangoon	3 Feb 73	UZB	19.40	Irina Bogomolova	Riga	4 Jun 83
NAM	14.39	Charlene Engelbrecht	Pretoria	22 Feb 14	VAN	12.05	Madeleine Nirua	Port Vila	9 Jun 79
NCA	12.92	Maria L. Obando Ruiz	Managua	20 May 89	VEN	18.15	Ahymará Espinoza	Trujillo	26 Nov 13
NED‡	18.87	Corrie de Bruin	Papendal	18 Jul 98	VIE	14.45	Le Thi Lai	Ho Chi Minh	7 Jun 13
NEP	10.69	Manju Shrestha	Birgunj	10 Mar 86	VIN	12.94	Jacqueline Ross	Bridgetown	21 May 88
NFI	10.92	Zinta Flitten	Auckland	Jan 95	YEM	8.95	Majita Ahmed Shawqi	Sana'a	16/17 May 05
NGR	18.43	Vivian Chukwuemeka	Walnut	19 Apr 03	ZAM	11.70	Hildah Ndeke	Harare	11 Jul 87
NIG	9.87	Hassia Hassane	Niamey	13 Sep 14	ZIM	15.58	Mariette van Heerden	Salisbury	20 Jan 74
NMI	10.61	Emiliana Quitugua	Port Vila	15 Dec 93	<i>Alternative outdoor best for federation ratifying indoor marks as absolute records (i)</i>				
NOR‡	17.11	Katarina Sederholm	Hämeenkylö	4 Jul 98	FRA	18.68	Laurence Manfredi	Castres	27 Jul 00
NRU	11.36	Nina Grundler	Gold Coast	13 Aug 11	<i>Superior (or identical) indoor bests not ratified by federation as absolute records (‡)</i>				
NZL	21.24	Valerie Adams	Daegu	29 Aug 11	AFG	6.03	Shakiba Fazeli	Mashad	3 Feb 12
OMA	11.55	Raghad Nabil Al-Zubaidi	Al-Qāhira	26 Apr 14	AND	10.11	Lorena Álvarez	Vilafranca del Penedès	8 Jan 06
PAK	14.57	Zeenat Parveen	Islamabad	12 Aug 05	BEL	16.90	Greet Meulemeester	Hoboken	23 Feb 97
PAN	14.16	Theresa Findlay	Medford	11 May 96	BER	14.72	Branwen Smith	Princeton	11 Mar 78
PAR	14.36	Ana Camila Pirelli	Santiago/CHI	3 Apr 13	BLR	21.70	Nadezhda Ostapchuk	Mogilyov	12 Feb 10
PER	15.64	Alessandra Gamboa	Lima	2 Jun 13	CGO	14.11	Christiane Diabakana	Eaubonne	8 Dec 06
PHI	13.92	Consuela Lacusong	Cebu City	22 Jun 75	CHA	13.07	Patricia Bourmanda	St Briec	25 Jan 92
PLE	10.86	Jawaher Aaed	Gaza	19 Feb 99	CRO	17.89	Valentina Mužarić	Albuquerque	15 Mar 14
PLW	11.24	Chandis Cooper	Susupe	26 Jun 06	CZE	22.50	Helena Fibingerová	Jablonec	19 Feb 77
PNG	13.50	Iammo Launa	Port Moresby	17 Sep 91	DMA	16.50	Vanessa Henry	New York	20 Jan 12
POL	19.58	Ludwika Chewinska	Bydgoszcz	26 Jun 76	GBS	15.21	Jéssica Include	Braga	7 Feb 15
POR‡	17.18	Teresa Machado	Lisboa	29 Jun 96	GRN	15.13	Sheba George	Boston	2 Mar 02
PRK	15.80	So Bok Hui	Pyeongyang	11 Apr 83	HUN	19.23	Anita Márton	Praha	7 Mar 15
PUR	16.40	Kimberly Barrett-Losada	Coral Gables	19 Mar 11	IRL	17.06	Marita Walton	New York	26 Feb 82
PYF	13.77	Margareth Bringold	Pirae	18 Aug 95	ITA	19.20	Assunta Legnante	Genova	16 Feb 02
QAT	11.60	Asrar Ahmed Al-Mannai	Amman	19 May 12	LBR	14.09	TeTee Kuyateh	Boston	3 Mar 07
ROU	21.00	Mihaela Loghin	Formia	30 Jun 84	MLT	13.06	Antonella Cachia	Minsk	21 Feb 01
RSA	17.88	Drienkie van Wyk	Germiston	25 Jan 02	NED	18.97	Corrie de Bruin	Valencia	28 Feb 98
RUS	22.63	Natalya Lisovskaya	Moskva	7 Jun 87	NOR	17.25	Katarina Sederholm	Stange	7 Feb 98
RWA	10.26	Félicité Uwilingiyimana	Namur	28 Apr 07	POR	17.26	Teresa Machado	Espinho	7 Feb 98
SAM	16.43	Margaret Ava-Satupai	New Delhi	9 Oct 10	SLE	13.05	Eunice Barber	Paris	7 Mar 97
SEN*	13.10	Nafissatou Mboup	Mâcon	8 May 98	SUI	18.75	Ursula Stäheli	Magglingen	25 Jan 87
SEY	13.94	Helda Marie	Germiston	8 Jun 02	SUR	14.58	Helen Weidum	Louvain	15 Dec 87
SIN	18.57	Zhang Guirong	Incheon	1 Sep 05					
SKN	13.59	Touviva Arrindell	St. George's	25 May 96					
SLE‡	12.87	Eunice Barber	Atlanta	27 Jul 96					
SLO	18.10	Nataša Erjavec	Nova Gorica	14 May 94					

COUNTRY	MARK	NAME	VENUE	DATE	COUNTRY	MARK	NAME	VENUE	DATE
TTO	19.48	Cleopatra Borel	Blacksburg	14 Feb 04	ECU	48.98	Carmen Chalá	Quito	16 Oct 94
TUR	18.25	Svetla Smirtaş	Sofia	29 Jan 00	EGY	53.88	Hiba Mecilhi Abou Zaghari	El Maadi	18 Apr 01
					ERI	24.25	Helen Fitwi	Asmara	12/14 Apr 13
					ESA	47.45	Eva María Dimas	Cd. de Guatemala	30 Nov 01
					ESP	60.74	Sajina Asenjo	León	15 Jun 15
					EST	65.00	Eliju Kubi	Tallinn	26 Aug 87
					ETH	41.48	Mersit Gebre-Egziabher	Addis Ababa	9/13 May 12
					FIJ	47.76	Mereoni Vibose	Suva	2 Apr 83
					FIN	67.02	Ulla Lundholm	Helsinki	23 Aug 83
					FRA	66.28	Mélina Robert-Michon	Moskva	11 Aug 13
					FSM	31.59	Scalasmara Fathaangin	Middlegate	12 Dec 01
					GAB	36.31	Odette Mistoul	Libreville	20 Apr 86
					GAM	21.24	Fatou Ceessay	Dakar	13 Apr 68
					GBR	67.48	Meg Ritchie	Walnut	26 Apr 81
					GBS	46.35	Jéssica Include	Leiria	10 Jun 15
					GEO	64.20	Natella Labadze	Dnepropetrovsk	8 Sep 80
					GEQ	24.99	Dolores Lopelo Cobeá	Mongomo	5 Jul 02
					GER	76.80	Gabriele Reinsch	Neubrandenburg	9 Jul 88
					GHA	49.25	Julia Agawu	Jonesboro	26 Apr 94
					GIB	21.60	Nicole Barker	Gibraltar	17 Jul 92
					GRE	67.72	Ekatzerini Vóggoli	Athina	10 Jun 04
					GRN	49.70	Sheba George	Storrs	4 May 02
					GUA	48.85	Ana Lucia Espinoza	Cd. de Guatemala	29 May 04
					GUI	40.11	Mahawa Camara	Nice	3 Mar 07
					GUM	32.94	Diana Alicto	Tumon	16 May 09
					GUY	37.10	Shauna Robertson	Georgetown	19 Oct 97
					HAI	56.62	Dayana Octavien	Tampa	21 Mar 08
					HKG	42.23	Lee Ka Shun	Hongkong	1 Apr 12
					HON	40.13	Alma Guitiérrez	Managua	27 Jun 15
					HUN	66.48	Márta Kripli	Budapest	11 Aug 86
					INA	50.68	Dwi Ratnawati	Bangkok	27 Apr 08
					IND	64.84	Seema Antil	Kiev	8 Aug 04
					IRI	49.47	Fatemeh Khayati	Tehran	19 May 15
					IRL	57.60	Patricia Walsh	Dublin	7 Jul 84
					IRQ	40.16	Sabreen Kadhum Hussein	Manama	25 Apr 15
					ISL	53.86	Gudrún Ingólfsdóttir	Reykjavik	7 May 82
					ISR	59.92	Sivan Jean	Tel Aviv	16 Feb 08
					ISV	37.46	Charlene Springer	Basseterre	3 Jul 94
					ITA	63.66	Agnese Maffeis	Milano	12 Jun 96
					IVB	46.49	Trevia Gumbs	Mesa	7 May 15
					JAM	61.34	Kellion Knibb	Jacksonville	30 May 14
					JOR	60.11	Nada Mufid Kawar	La Jolla	28 Mar 98
					JPN	58.62	Yuka Murofushi	Gifu	13 May 07
					KAZ	68.18	Tatyana Lesovaya	Alma Ata	23 Sep 82
					KEN	49.68	Joyce Kiume	Eldoret	21 May 99
					KGZ	62.22	Lyubov Yelizarova	Yalta	13 Feb 83
					KIR	34.40	Eera	Bairiki	10 Jul 95
					KOR	54.76	Kim Min	Andong	17 Apr 13
					KOS	40.80	Arditja Uka	Podujevë	12 Jul 04
					KUW	39.24	Aisha Waleed Al-Khuder	Muscat	14 Mar 15
					LAO	39.83	Phonesay Paosavath	Bangkok	2 Nov 12
					LAT	65.06	Malda Lange	Valmiera	11 Sep 88
					LBA	51.64	Salem Rijaj Sanah	Riadés	7 Jun 15
					LBR	40.54	Lelica Zazaboi	USA	94
					LCA	44.52	Tamara Popo	Indianapolis	27 Mar 04
					LES	26.50	Maki Thokoa	Maseru	6 Apr 90
					LIB	41.30	Jeanette Ayoub	Beyrouth	86
					LIE	35.89	Laura Rheinberger	Baku	21 Jun 15
					LTU	72.14	Galina Murašova	Praha	17 Aug 84
					LUX	43.90	Anne-Marie Wirtz	Colmar	8 May 97
					MAC	39.05	Hong Lei Lei	Hongkong	4 Jun 05
					MAD	44.60	Ange-Doris Ratsimbazafy	Antananarivo	17 Aug 07
					MAR	56.94	Zoubida Laäyouni	Meknès	20 Mar 94
					MAS	47.79	Yap Jeng Tzan	Ho Chi Minh	26 Jul 14
					MAW	34.20	Rose Chamangwana	Mombasa	5 Sep 75
					MDA	62.13	Natalia Artic	VR de Santo António	4 Mar 12
					MDV	25.36	Aishath Eva Abdul Gafour	Malé	Dec 06
					MEX	53.66	Iraís Estrada	San José del Cabo	22 May 10
					MGL	54.90	Nanjiima Dashzeveg	Ulan Bator	13 May 72

Notes (*)

- ARM 20.03 Faina Melnik Bratislava 2 Jun 76 – for Russia
 CPV Borges transferred to Portugal in 2005
 EGY 16.71 Hanaa Salah El-Melegi Al-Qáhira 10 Dec 93 – with junior implement
 KOS 14.25 Lirije Veselaj Mitrovicë 19 Sep 87 – actually only 11.85
 SEN Mboup transferred to France in 1999

Discus Throw

AIA	28.55	Shara Proctor	St. John's	2 Jul 06
ALB	55.58	Silvana Rukaj	Tiranë	27 Jun 91
ALG	53.54	Aïcha Dahmous	Alger	25 Jun 87
AND	28.96	Miriam Tizón	Andorra	24 May 08
ANG	44.16	Filomena Silva	Luanda	18 May 80
ANT	41.12	Althea Charles	Richmond	7 May 11
ARG	62.77	Rocio Comba	Belém	12 May 13
ARM*	69.48	Faina Melnik	Edinburgh	7 Sep 73
ARU	24.50	Julianne Dorothal	Oranjestad	17 Jun 13
ASA	52.95	Alexandra Morgan	Norman	17 Apr 15
AUS	68.72	Daniela Costian	Auckland	22 Jan 94
AUT	63.28	Ursula Weber	Schwechat	3 Jun 90
AZE	64.06	Galina Koshkareva	Tbilisi	31 May 83
BAH	52.52	Laverne Eve	Houston	24 May 90
BAN	42.90	M. Joytsna Afroz	Dhaka	25 Dec 93
BAR	52.00	Shernelle Nicholls	Columbia	29 Mar 08
BDI	30.82	Niyongéko	Bujumbura	10 May 91
BEL	61.40	Marie-Paule Geldhof	Eeklo	30 Apr 94
BEN	42.62	Sabine Zachée	Cotonou	8 May 04
BER	42.60	Branwen Smith		May 77
BHU	31.18	Namkha Lhamo	Phuntsholing	13 Dec 01
BIH	52.58	Kosa Stojković	Bucureşti	17 Jul 77
BIZ	33.67	Gloria Serano	Managua	24 May 14
BLR	71.58	Ellina Zvereva	Leningrad	12 Jun 88
BOL	37.46	Maria Tamas	Cochabamba	10 Jul 80
BOT	34.98	Tebogo Tapologo	Gaborone	31 May 15
BRA	64.21	Andressa de Morais	Barquisimeto	10 Jun 12
BRN	47.05	Noora Salem Jassem	Manama	25 Apr 15
BRU	37.14	Tea Ai Seng	Darwin	11 May 97
BUL	73.22	Tsvetanka Khristova	Kazanlak	19 Apr 87
BUR	50.12	Brigitte Traoré	Ouagadougou	24 Jul 05
CAF	39.54	Nadège Nakombo	Lille	13 Jul 97
CAM	39.78	Uch Lay	Phnom Penh	16 Aug 69
CAN*	62.72	Carmen Ionesco	Montréal	23 Aug 79
CAY	42.82	Lacee Barnes	Kingston	14 Feb 15
CGO	38.70	Técelt Libata	Brazzaville	27 Feb 83
CHA	43.50	Patricia Bourmanda	Cesson	14 Jun 92
CHI	60.48	Karen Gallardo	Santiago/CHI	22 Oct 11
CHN	71.68	Xiao Yanling	Beijing	14 Mar 92
CIV	59.61	Suzanne Kragbé Kazai	Tomblaine	27 Jun 14
CMR	50.56	Jeanne Ngo Minyemack	Reims	5 Jun 88
COD	30.26	Banda Kayembé	Kinshasa	18 Jun 96
COK	57.61	Tereapi Tapoki	Auckland	11 Nov 06
COL	58.50	María Isabel Urrutia	Valencia	26 Jun 92
COM	40.18	Farrah Boinali	Aulnay-sous-Bois	24 Jun 09
CPV*	49.81	Sónia Borges	Almada	18 Feb 06
CRC	42.86	Haydee Rijaliba	Tilarán	3 Mar 14
CRO	71.08	Sandra Perkovic	Zürich	16 Aug 14
CUB	70.88	Hilda Ramos	La Habana	8 May 92
CYP	56.69	Lada Androniki	Limassol	25 Mar 14
CZE	74.56	Zdeňka Šilhavá	Nitra	26 Aug 84
DEN	56.00	Annette Bogh	Århus	13 Jul 96
DJI	22.30	Ikram Ali Ahmed	Jibouti	18 Apr 08
DMA	45.85	Melissa Alfred	Les Abymes	23 Mar 13
DOM	53.20	María Matos	Philadelphia	10 May 09

COUNTRY	MARK	NAME	VENUE	DATE	COUNTRY	MARK	NAME	VENUE	DATE
CZE	71.16	Kateřina Šařánková	Bar	18 Mar 12	MTN	38.18	Binta Diagana	Nice	30 Jun 10
DEN	62.49	Vanessa Steen Mortensen	Provo	12 May 06	MYA	43.99	M. Soe Zar	Singapore	9 Jun 15
DOM	61.77	Maria García	West Point	30 Apr 04	NAM	33.24	Nadine van der Merwe	Windhoek	15 Jul 95
ECU	63.15	Zuleima Mina	Quito	15 Jun 13	NCA	41.00	Marisol Zeledón	Managua	15 Jun 12
EGY	68.48	Marwa Ahmed Hussein	Al-Qáhira	18 Feb 05	NED	65.79	Debby v. d. Schilt	Halle	22 May 04
ESA	62.43	Nancy M. Guillén	San Salvador	9 Jun 01	NFI	44.20	Brianna Stephens	Middlegate	8 Dec 13
ESP	69.59	Berta Castells	Manresa	24 Jul 12	NGR	63.79	Queen Obisesan	Ilorin	1 Jun 13
	69.59	Laura Redondo	Barcelona	20 Jan 13	NMI	27.57	Jenequa Benavente	Susupe	27 Jun 08
EST	67.26	Kati Ojaloo	Kaustinen	27 Jun 15	NRJ	70.43	Mona Holm	Byrkjelo	13 Aug 11
FUJ	41.36	Tavaita Ruth Bulai	Houston	28 Mar 14	NRU	19.56	Jerusha Mau	Gold Coast	6 Aug 09
FIN	69.63	Mia Strömmer	Potchefstroom	24 Mar 01	NZL	70.28	Julia Ratcliffe	Princeton	19 Apr 14
FRA	74.66	Manuela Montebrun	Zagreb	11 Jul 05	OMA	37.26	Salma Al-Battashi	Muscat	15 Mar 15
GAB	34.45	Armelle Otolá	Allonnes	20 Jun 09	PAK	45.03	Razia Sultana	Islamabad	11 Aug 05
GBR	72.97	Sophie Hitchon	Gameshead	23 Jun 13	PAN	60.04	Theresa Findlay	Eugene	1 Jun 96
GBS	27.32	Cláudia Pereira	Lisboa	17 May 14	PAR	59.43	Paola Miranda	Asunción	24 Oct 14
GEO	50.00	Nino Tsikvadze	Tbilisi	7/8 Feb 15	PER	59.41	Fátima Ramos	Lima	9 Jun 12
GEQ	16.13	Luisa Buele	Malabo	17 Jun 95	PHI	50.55	Loralie Sermona	Pune	5 Jul 13
GER	79.42	Betty Heidler	Halle	21 May 11	PLW	28.92	Corrine Hideoos	Koror	21 Jun 07
GHA	59.63	Linda Benin	Bondoufle	22 May 11	PNG	31.88	Sharon Toako	Wroclaw	1 May 15
GRE	72.10	Stilianí Papadopoulou	Nikiti	20 Jul 08	POL*	79.83	Anita Wodarczyk	Wroclaw	27 Jun 15
GRN	58.85	Sheba George	Storrs	5 May 02	POR	69.55	Vânia Silva	VR de Santo António	29 May 11
GUA	58.65	Sabrina Gaitián	Marietta	2 Jun 13	PRK	48.94	Choe Kum Ju	Pyeongang	22 Apr 13
GUI	40.14	Crescencia Nnang Mba	Genova	9 May 15	PUR	66.57	Amarilis Alméstica	Ottawa	1 Jul 06
GUM	36.25	Genie Gerardo	Susupe	27 May 11	PYF	36.42	Manuela Heitz	Pirae	9 Jun 04
HAI	52.39	Joeane Jadotte	Tuscaloosa	13 May 07	QAT	39.79	Bashair Mussellem Al-Quraishi	Muscat	15 Mar 15
HKG	50.63	Lam Sau Kwan	Hongkong	13 Apr 14	ROU	76.07	Mihaela Melinte	Rüdlingen	29 Aug 99
HON	45.40	Ana Harry	Cd. de Guatemala	3 Nov 12	RSA	60.99	Annemie Smith	East Lansing	15 May 15
HUN	73.44	Éva Orbán	Halle	25 May 13	RUS	78.80	Tatyana Lysenko	Moskva	16 Aug 13
INA	54.12	Rosa Herlinda Inggriana	Vientiane	15 Dec 09	RWA	39.58	Félicité Uwilingiyimana	Nivelles	26 Apr 06
IND	62.74	Manju Bala Singh	Lucknow	7 Jun 14	SAM	49.71	Margaret Ava-Satupai	Mont-Dore	3 Sep 11
IRI	44.97	Parinaz Ebrahimi	Tehran	21 Oct 12	SEN	69.70	Amy Sène	Forbach	25 May 14
IRL	73.21	Eileen O'Keefe	Dublin	21 Jul 07	SEY	44.55	Helda Marie	Victoria/SEY	3 Mar 07
IRQ	45.13	Dunia Hatem Mohamed	Baghdad	11/12 Oct 12	SIN	29.62	Yang Yi Fan	Jakarta	22 May 01
ISL	58.43	Vigdís Jónsdóttir	Hafnarfjörður	24 May 15	SLO	71.25	Barbara Špiler	Kakovec	5 May 12
ISR	60.60	Yevgeniya Zabolotniy	Neurim	19 May 15	SMR	36.72	Cristina Zafferani	Comacchio	29 May 04
ITA	73.59	Ester Balassini	Bressanone	25 Jun 05	SRB	66.41	Sara Savatovic	Ames	15 May 15
IVB	47.66	Trevia Gumbs	Hutchinson	14 May 15	SRI	42.74	Ayesha Maduwanthi	Anuradhapura	26 Oct 14
JAM	69.01	Daina Levy	Austin	28 May 15	STP	33.40	Souskay Varela	Lisboa	11 Jun 03
JOR	44.66	Nada Muftid Kawar	Los Angeles (W)	16 Mar 96	SUI	63.79	Nicole Zihlmann	Luzern	15 Jul 14
JPN	67.77	Yuko Murofushi	Fujiyoshida	1 Aug 04	SVK	76.90	Martina Hrašnová	Trnava	16 May 09
KAZ	58.51	Anastasiya Sazhnyeva	Tashkent	20 May 04	SWE	70.82	Tracey Andersson	Castellón	17 Mar 13
KEN	60.80	Linda Oseso	Austin	26 May 12	SYR	46.20	Lisa Al-Saleh	Damascus	15/16 Apr 13
KGZ	64.44	Alla Fyodorova	Adler	24 Feb 91	TGA	53.53	Ana Po'uhila	Aix-les-Bains	2 Jul 09
KIR	30.10	Taatia Riino	Mont-Dore	3 Sep 11	THA	56.57	Mingkamon Koomphon	Singapore	9 Jun 15
KOR	63.80	Kang Na-Ru	Daegu	16 May 12	TJK	63.43	Galina Mityayeva	Dushanbe	20 Jun 09
KUW	39.09	Batool Nasir Bakir Al-Din	Muscat	15 Mar 15	TKM	56.70	Ayna Mamedova	Ashkhabad	21 May 11
LAO	35.45	Muth Thinmanao	Oudomxay	10 Dec 14	TOG*	62.75	Florence Ezech	Reims	8 Jul 08
LAT	68.94	Laura Igaune	Nashville	21 Apr 12	TPE	61.54	Huang Chih-Feng	Yunlin	16 Oct 05
LBA	44.13	Areej Salem El Sayeh	Al-Kuwait	11 Sep 12	TTO	71.45	Candice Scott	Marietta	15 May 05
LBR	54.47	TeTeey Kayateh	New Haven	29 Apr 07	TUN	65.93	Sarah Bensaâd	Bobigny	27 Apr 14
LCA	30.88	Tamara Popo	Levelland	6 May 04	TUR	74.17	Tuğçe Şahutoğlu	Izmir	19 May 12
LIB	32.22	Jeanette Ayoub	Beyrouth	23 Oct 99	UAE	32.93	Widad Ibrahim	Muscat	15 Mar 15
LTU	54.14	Vaida Kelečiūtė	Kaunas	17 Jun 07	UKR	74.52	Irina Syekachova	Kiev	2 Jul 08
LUX	47.90	Kim Scharzt	Rehlingen	8 Jun 08	URU	61.52	Stefánia Zoryez	Montevideo	2 Apr 06
MAD	53.18	Ange-Doris Ratsimbazafy	Abuja	14 Oct 03	USA	75.73	Amanda Bingson	Des Moines	22 Jun 13
MAR	63.20	Hayat El Ghazi	Rabat	24 Jul 05	UZB	57.02	Olga Shogoleva	Almaty	4 Jun 05
MAS	58.71	Tan Song Hwa	Szombathely	15 Jun 11	VAN	17.87	Rolline Lesines	Port Vila	24 May 98
MAW	10.81	Ambwene Simukonda	Ware	17 May 14	VEN	73.64	Rosa Rodríguez	Barquisimeto	16 May 13
MDA	72.53	Marina Marghivăa	Chişinău	5 May 09	VIE	49.79	Pham Thi Thanh Truc	Nam Dinh	11 Dec 14
	72.53	Marina Nikisenko	Chişinău	30 May 15	ZIM	25.02	Chetsanga Tapiwa	Potchefstroom	9 May 14
MEX	66.52	Sharon Ayala	Logan	16 May 09					
MGL	45.90	Purev Maamuu	Ulaanbaatar	21 Jul 06					
MKD	45.91	Vesna Cadikovska	Columbus	6 May 01					
MLI	35.40	Kadiatou Sacko	Bamako	9 Jun 01					
MLT	40.49	Antonella Chouhal	Marsa	30 May 15					
MNE*	42.63	Sandra Bogavac	Bar	26 May 12					
MON	13.73	Vanessa Gazielo	Nice	8 May 05					
MOZ	35.77	Joana Vasco	Maputo	4 Jul 01					
MRI	62.06	Caroline Fournier	Montgeron	29 Jun 96					

Notes (*)

CMR Georgina Toth switched from Hungary to Cameroon in 2008

MNE 44.49 Sandra Bogavac Bar 10 Mar 13 – An error

POL Performance made in an exhibition event across a river. Alternative best – 79.58 Wodarczyk Berlin 31 Aug 14

TOG Ezech transferred to Togo from 13 Dec 05

COUNTRY	MARK	NAME	VENUE	DATE	COUNTRY	MARK	NAME	VENUE	DATE
Javelin Throw					GAM	25.52	Jankey Sowe Dem	Barcelona	5 May 13
AIA	28.10	Melissa Mussington	The Valley	21 Feb 09	GBR	66.17	Goldie Sayers	London	14 Jul 12
ALB	48.85	Gerta Batusha	Bar	1 May 08	GBS	35.89	Josefina Da Silva	L'Hospitalet	13 Jun 15
ALG	47.92	Faiza Kadri	Alger	20 Jul 05	GEO	51.91	Maka Obolashvili	Banská Bystrica	8 Jul 00
AND	25.80	Montserrat Pujol	Andorra	21 May 06	GEQ	33.04	Bibiana-Martina Olaman	Beyrouth	4 Oct 09
ANG	43.77	Indira Manuel	Elvas	14 Jun 03	GER	70.20	Christina Öbergföll	München	23 Jun 07
ANT	41.11	Amanda Edwards	Providenciales	9 Apr 07	GHA	56.36	Margaret Simpson	Helsinki	7 Aug 05
ARG	56.18	Romina Maggi	Rosário	14 Apr 04	GRE	67.51	Miréla Tzeliíli	Sydney	30 Sep 00
ARM	49.12	Kristine Harutyunyan	Adler	21 Apr 12	GRN	47.62	Colleen Felix	Tempe	26 Mar 11
ARU	34.87	Julianne Dorothea	Basseterre	5 Apr 15	GUA	42.24	Giinna von Quednow	Cd. de Guatemala	12 Jun 09
ASA	36.87	Claire Morgan	Azusa	16 Apr 10	GUI	28.44	Mahawa Camara	Bondy	17 Jun 07
AUS	66.83	Kim Mickle	Melbourne	22 Mar 14	GUM	30.74	Lianna Urbina	Yona	24 May 13
AUT	61.43	Elisabeth Pauer	Villach	10 Jul 10	GUY	42.72	Natasha Alder	Barquisimeto	29 Jul 11
AZE	44.90	Ragneta Gurbanova	Baku	8 May 09	HAI	35.24	Joeane Jadotte	Coral Gables	17 Mar 07
BAH	63.73	Laverne Eve	Nashville	22 Apr 00	HKG	48.58	Woo Wing Tung	Hongkong	18 Apr 15
BAN	42.60	Hajera Akhtar	Mirpur	16/17 Apr 04	HON	35.99	Leslie Padilla	Tegucigalpa	7 May 05
BAR	47.00	Deandra Dottin	Basseterre	24 Mar 08	HUN	64.62	Nikolett Szabó	Pátra	22 Jul 01
BDI	29.80	Goreth Barampama	Ngozi	5/7 Sep 14	INA	49.87	Ni Ketut Mudiani	Jakarta	30 Aug 00
BEL	58.51	Melissa Dupré	Sint-Niklaas	17 May 12	IND	59.53	Annu Rani	Incheon	1 Oct 14
BEN	50.77	Pascaline AdanhougbeRéduit	12 Apr 15	IRI	48.67	Amineh Eiri	Tehran	29 Aug 14	
BER	40.39	Shianne Smith	Colomiers	18 Oct 14	IRL	54.92	Anita Fitzgibbon	Dublin	27 Jul 13
BHU	38.92	Chechay	Phuntsholing	13 Dec 01	IRQ	39.50	Intisar Noree		13
BIH	47.63	Vanja Spajic	Bar	1 May 14	ISL	62.77	Ásdís Hjálmsdóttir	London	7 Aug 12
BIZ*	37.68	Katy Sealy	Managua	28 Jun 15	ISR	64.56	Maragryta Dorozhon	Oslo	11 Jun 15
BLR	63.61	Tatsiana Khaladovich	Grodno	25 Jul 14	ISV	29.00	Shanice Cazaubon	St Croix	22 May 15
BOL	42.13	Natalia Chávez	Cochabamba	4 May 13	ITA	65.30	Claudia Coslovich	Ljubljana	10 Jun 00
BOT	44.61	Kenaope Letlitle	Gaborone	2 Jun 13	IVB	40.12	Tynelle Gumbs	Basseterre	13 Jun 15
BRA	62.89	Jucilene Sales de Lima	São Paulo	11 Oct 14	JAM	61.10	Olivia McKoy	Nassau	10 Jul 05
BRN	36.72	Kemi Francis	Doha	22 May 13	JOR	38.28	Fatin Bakhit	Baghdad	23 Nov 00
BRU	29.96	Michelle Charlene Basir	B. S. Begawan	2 Dec 09	JPN	63.80	Yuki Ebihara	Kawasaki	10 May 15
BUL	63.32	Kristina Georgieva	Athina	28 Jun 00	KAZ	50.17	Svetlana Kazanina	Paris (St. Denis)	24 Aug 03
BUR	46.79	Estelle Kagambéga	Ouagadougou	20 May 01	KEN	53.58	Cecilia Kiplangat	Kisumu	3 Mar 07
CAF	36.96	Nadège Nakombo	Montbéliard	14 May 00	KGZ	57.28	Tatyana Sudarikova	Bishkek	1 Jul 00
CAN	64.83	Liz Gleadle	Kawasaki	10 May 15	KIR	31.75	Kaitinano Mwemweata	Apia	6 Sep 07
CAY	39.32	Bernadette Welda	George Town	21 Jun 00	KOR	60.92	Chang Jung-Yeon	Jecheon	22 Apr 04
CGO	37.31	Christiane Diabakana	Taverny	27 May 01	KOS	38.30	Ardita Uka	Mitrovicë	03
CHA	22.10	Fatimé Djimtoloum	N'Djamena	9/15 Apr 07	KUW	32.86	Tahrir Saad Saoud Al-Jawher	Manama	9 Mar 13
CHI	54.11	María Paz Rios	Santiago/CHI	6 Apr 13	LAO	44.93	Math Thinmanao	Singapore	23 Aug 14
CHN*	65.47	Zhang Li	Incheon	1 Oct 14	LAT	66.15	Madara Palameika	Jelgava	26 Jun 14
CIV	49.83	Gabriella Kouassi	Albi	29 Jul 11	LBA	37.21	Ebtehal Fethi Khalifa Aboud	Qiamey	9 Feb 09
CMR	49.10	Monique Dijkkda	Yaoundé	1 Jul 00	LBR	42.27	Lelica Zazaboi	Nuabéec	2 Jul 05
COD	37.56	Céline Kapanda	Kinshasa	30 Jan 11	LCA	57.22	Erma-Gene Evans	El Paso	29 Mar 08
COK	45.85	Tereapii Tapoki	Apia	14 Dec 06	LES	38.97	Selloane Ts'oaeli	Bambous	17 Apr 11
COL	63.80	Flor Ruiz	Xalapa	27 Nov 14	LIB	39.31	Jeanette Said	Dubai	12 Dec 12
COM	28.88	Hachimia Mohamed	Fomboni	29 Dec 13	LIE	48.10	Johanna Heeb	Halle	25 May 03
CPV	39.90	Ionilde Mendes	Seixal	27 May 07	LTU*	62.69	Rita Ramanauskaitė	Paryžius	23 Jun 00
CRC	45.89	Génova Arias	San José/CRC	12 Mar 13	LUX	49.79	Noémie Pleimling	Castellón	16 Mar 13
CRO	57.79	Sara Kolak	Rieti	21 Jul 13	MAC	37.88	Wong Kit Man	Hongkong	5 Jun 05
	57.79	Sara Kolak	Leiria	15 Mar 14	MAF	47.40	Marie Anita Tidahy	Antananarivo	31 Jul 99
CUB	71.70	Osléidis Menéndez	Helsinki	14 Aug 05	MAR	46.06	Rizlaine Amdaá	Maisons-Lafitte	16 Feb 13
CYP	57.20	Alexandra Tsisiou	Pátra	17 May 06	MAS	49.34	Siti Nur Nadiah Osman	Bangkok	8 May 14
CZE	72.28	Barbora Špotáková	Stuttgart	13 Sep 08	MAW	29.79	Kettie Mkwandawire	Gaborone	30 May 09
DEN	64.83	Christina Scherwin	Stuttgart	9 Sep 06	MDA	54.37	Mihaela Tacu	Tbilisi	21 Jun 14
DJI	31.86	Ikram Ali Ahmed	Djibouti	18 Apr 08	MDV	34.56	Aminath Shiura	Malé	18/20 Dec 08
DMA	45.30	Catherine Stoute	Baltimore	4 May 07	MEX	59.26	Abigail Gómez	Morelia	14 Jun 15
DOM	54.29	Freisa Iris Núñez	Mayagüez	17 Jul 11	MKD	45.04	Vesna Cadikovska	Mount Pleasant	21 May 99
ECU	49.25	Denise Vargas	Cuenca	14 Sep 14	MLI	43.79	Kénifing Traoré	Dakar	23 May 15
EGY	58.60	Hana'a Ramadhan Omar	Al-Qáhira	25 Jun 10	MLT	40.44	Joanne Vella	Marsa	30 May 15
ERI	26.00	Asmera Kahsay	Asmara	28 Apr 11	MNE	49.79	Amela Feković	Kragujevac	29 Jun 13
ESA	44.05	Karen Villafuerte	Cd. de Guatemala	1 Dec 01	MON	28.84	Carine Cresto	Nice	7 May 00
ESP	64.07	Mercedes Chilla	Valencia	12 Jun 10	MOZ	46.54	Salomé Mugabe	Maputo	16 Jun 12
EST	63.17	Liina Laasma	Leiria	15 Mar 14	MRI	54.57	Bernadette Ravina	Réduit	30 Jun 02
ETH	45.18	Mebrat Gebre-Michael	Addis Ababa	3 Jun 12	MTN	27.01	Binta Diagana	Nice	2 Jun 10
FIJ	49.28	Sisilia Lau	Suva	10 Jul 03	MYA	44.42	Soe Soe Htwe	Nay Pyi Taw	18 Dec 13
FIN	64.90	Paula Huhtaniemi	Helsinki	10 Aug 03	NAM	49.41	Daria Smith	Windhoek	1 Jun 02
FRA	62.53	Sarah Walter	Strasbourg	26 Jun 03	NCA	55.28	Dalila Rugama	Caracas	10 May 07
FSM	37.46	Scalasmara Fathaangin	Abay	26 Jul 01	NED	59.27	Bregje Crolla	Sittard	6 Jun 10
GAB	39.39	Rose de Mars Mboulet	Aix-les-Bains	3 Oct 10	NEP	39.46	Sima Kumari Chaudhari	Kathmandu	13 Mar 15
					NFI	35.92	Zinta Flitten	Middlegate	9 Dec 00

COUNTRY	MARK	NAME	VENUE	DATE	COUNTRY	MARK	NAME	VENUE	DATE
CAY	4212	Ashleigh Nalty	Marion	24 May 13	GHA	6423	Margaret Simpson	Götzis	29 May 05
	(15.49 167)	8.73 27.24w / 504w	27.13 2:48.00)			(13.41 185)	13.01 24.55 / 632	52.71 2:21.71)	
CGO	4851	Christiane Diabakana	Rostock	20 Jul 03	GRE	6235	Aryiró Stratáki	Götzis	28 May 06
	(14.56 160)	13.04 26.71 / 587	29.66 2:49.62)			(13.93 176)	13.81 24.60 / 634	45.16 2:15.09)	
CHI	5399	Carolina Castillo	Santiago/CHI	15 Mar 14	GRN	5178	Colleen Felix	Hutchinson	22 May 09
	(13.75 169)	10.71 25.16 / 575	32.50 2:22.00)			(14.31 161)	12.82 26.08 / 555	45.68 2:46.61)	
CHN	6750	Ma Miaolan	Beijing	12 Sep 93	GUA	4590	Larissa Soto Midena	Xalapa	28 Jul 91
	(13.28 189)	14.98 23.86 / 664	45.82 2:15.33)			(16.10 147)	10.17 25.96 / 542w	28.52 2:19.34)	
CIV	5766	Gabriella Kouassi	Bambou	14 Apr 12	GUI	3750	Mahawa Camara	Bondy	17 Jun 07
	(13.96 168)	13.45 25.77 / 583	47.57 2:24.25)			(17.73 145)	11.52 27.89 / 457	28.44 2:46.13)	
CMR*	5360	Antoinette Nana Djimou	Narbonne	26 Jul 03	GUY	5750	Najuma Fletcher	Boise	2 Jun 94
	(14.18 163)	12.01 25.45 / 582	40.12 2:32.41)			(13.84 179)	10.91 24.39 / 623	32.36 2:21.14)	
COD	4183h	Jeanine Mawit	Orange	13 May 90	HKG	4968	Chan Sau Ying	Redding	22 May 93
	(14.9 139)	10.30 26.8 / 515	29.66 2:43.8)			(13.86 157)	9.70 25.25 / 603	28.26 2:38.34)	
COK	3333	Maki Samantha Lockington	Nikao	25 Sep 09	HON	3208h	Olga Piura	Tegucigalpa	1 Jul 95
	(19.30 135)	9.92 28.08 / 488	32.73 3:06.63)			(18.2 139)	8.15 28.4 / 453	20.30 2:42.7)	
COL	5902	Evelys Aguilar	Lima	14 Jun 15	HUN	6573	Rita Hnanci	Götzis	29 May 94
	(14.55 164)	12.54 24.13 / 621	40.63 2:10.94)			(13.66 184)	13.94 24.20w / 678	46.28 2:16.02)	
CPV	3632w	Ana Correia	Rio Maior	25 Apr 10	INA	5204	Rumini	Singapore	16 Jun 93
	(17.46w 136)	9.29 27.82w / 435w	26.46 2:30.44)			(14.26 171)	8.90 25.57 / 585	37.28 2:30.81)	
CRC	4838	Ana Maria Porras	La Habana	20 Mar 14	IND	6211	J. J. Shobha	New Delhi	17 Mar 04
	(14.80 161)	11.02 26.92 / 550	26.68 2:22.15)			(13.71 169)	12.52 23.53 / 650	44.16 2:16.40)	
CRO	5547	Lucija Cvitanović	Ribeira Brava	30 Jun 13	IRI	5443	Sepideh Tavakoli	Wuhan	4 Jun 15
	(14.89w 175)	11.89 27.30 / 553	50.67 2:17.89)			(14.92 180)	13.76 26.47 / 564	35.95 2:25.79)	
CUB	6352	Magaly Garcia	La Habana	23 Jun 96	IRL	5442	Kelly Proper	Firenze	3 May 13
	(13.39 175)	13.10 23.97 / 593	52.62 2:13.58)			(14.80 166)	10.40 24.10 / 631	34.11 2:26.28)	
CYP	5319h	Maria Lambrou-Teloni	Nicosia	4 Sep 84	IRQ	4026	Bahar Kisrou Sulaiman	Damascus	7 Oct 09
	(14.2 163)	11.33 24.7 / 648	33.76 2:40.0)			(15.47 143)	7.76 26.67 / 497	20.72 2:27.55)	
CZE	6460	Eliška Klucinová	Kladno	15 Jun 14	ISL	5878	Helga Thorsteinsdóttir	Kladno	24 Jun 09
	(13.81 190)	14.10 24.67 / 643	45.53 2:16.47)			(14.19 173)	14.09 24.77 / 578	40.17 2:16.40)	
DEN	5722h	Dorte Klein	Århus	28 Aug 83	ISR	6031	Svetlana Gnezdilov	Tel Aviv	13 Aug 03
	(14.5w 177)	11.07 25.5w / 589	48.38 2:18.8)			(13.26 168)	12.38 24.28 / 631	34.92 2:10.39)	
DMA	4648	Chelsey Linton	Philadelphia	22 Apr 15	ISV	4950	Wanetta Kirby	Mayagüez	17 Jul 11
	(15.17w 155)	10.91 26.38 / 536	30.06 2:32.67)			(13.76w 171)	9.49 24.58 / 589	21.22 2:44.72)	
DOM	5860	Juana Castillo	Ponce	28 May 06	ITA	6185	Gertrud Bacher	Desenzano	9 May 99
	(14.10 166)	13.09 25.07 / 592	43.64 2:13.46)			(13.65 173)	13.43 24.23 / 594	43.83 2:09.04)	
ECU	5925	Nancy Vallecilla	Götzis	26 May 85	IVB	4188	Kanishque Todman	Morelia	6 Jul 13
	(13.84 178)	11.32 24.64 / 605	37.18 2:10.51)			(15.26 151)	9.38 26.73 / 545	23.83 2:48.55)	
EGY	5404	Houda Mohamed Atef	Manama	25 Apr 15	JAM	6527	Diane Guthrie-Gresham	Noxville	3 Jun 95
	(14.45 176)	9.94 25.27 / 597	39.79 2:31.99)			(13.86w 186)	13.80 24.91 / 692w	49.04 2:20.82)	
ESA	5047	Laura Valldeperas	Louisville	10 May 02	JOR	4263	Rania Shoukri Al-Qebali	Al-Qähira	6 May 10
	(14.90w 159)	10.12 25.11w / 564	35.28 2:26.57)			(15.61 155)	8.35 25.85 / 503	20.91 2:28.10)	
ESP*	5860	María Peinado	Castellón	14 Jul 02	JPN	5962	Yuki Nakata	Tottori	5 Jun 04
	(13.67 169)	12.41 24.47 / 610	38.39 2:17.94)			(13.97 175)	11.74 25.02 / 641	43.16 2:19.67)	
	5860	Laura Ginés	Barcelona	3 Jul 12	KAZ	6272	Yelena Davydova	Zagreb	14 Jul 87
	(13.97 177)	13.18 24.54 / 570	43.76 2:24.05)			(14.33 189)	12.77 25.07 / 637	47.14 2:15.56)	
EST	6221	Grit Sadeiko	Tallinn	30 Jun 13	KEN	5407	Caroline Kola	Victoria, BC	23 Aug 94
	(13.62 178)	12.00 24.21 / 635	46.75 2:17.58)			(14.78 153)	12.84 26.02 / 555	41.50 2:10.47)	
ETH	3270	Genet Tebalew	Nairobi	9 Aug 87	KGZ	5809	Natalya Knyazeva	Bryans	11 Jun 89
	(17.39 130)	8.13 29.11 / 412	27.18 2:38.11)			(14.27 180)	13.48 26.11 / 590	43.00 2:21.84)	
FIJ	4822	Sainiana Tukana	Nouméa	18 Dec 87	KIR	3456	Kaitinano Mmwemweata	Apia	6 Sep 07
	(15.55 166)	8.83 26.12 / 556	33.98 2:26.54)			(18.14 135)	8.97 27.24 / 442	31.75 2:51.30)	
FIN	6404	Satu Ruotsalainen	Tokyo	27 Aug 91	KOR	5475	Han Sang-Won	Seoul	19 Sep 92
	(13.54 188)	12.46 24.20 / 618	47.04 2:13.24)			(15.00 177)	10.80 26.03 / 594	38.76 2:18.76)	
FRA	6889	Eunice Barber	Arles	5 Jun 05	KUW	3561	Salsabeel Khaled Al-Sayyar	Muscat	15 Mar 15
	(12.62w 191)	12.61 24.12 / 678w	53.07 2:14.66)			(16.83 144)	9.38 28.66 / 479	28.83 2:58.92)	
GAB	2665	Kamella Anguezomo Mintsa	Bourges	19 Apr 15	LAO	3881	Manivanh Chanthavong	Singapore	12 Jun 15
	(20.29 138)	7.78 29.16 / 405	27.39 3:16.98)			(14.51 142)	8.39 26.75 / 540	- 2:36.72)	
GBR	6955	Jessica Ennis	London	4 Aug 12	LAT*	6432	Laura Ikaunieca	Götzis	31 May 15
	(12.54 186)	14.28 22.83 / 648	47.49 2:08.65)			(13.66 183)	12.80 24.06 / 618	50.84 2:12.85)	
GBS	2943	Josefina Da Silva	Los Realejos	2 May 09	LCA	6050	Makeba Alcide	Eugene	7 Jun 13
	(19.38 125)	11.06 29.47 / 436w	32.10 3:20.23)			(13.52 181)	12.35 24.18w / 605w	34.65 2:12.05)	
GEO	5483h	Olga Vershinina	Tbilisi	16 May 83	LES	5588	Selloane Ts'oaeli	Maputo	14 Sep 11
	(14.5 176)	12.70 25.7 / 601	31.00 2:20.2)			(14.62 177)	11.99 26.30 / 602	36.47 2:16.75)	
GEQ	4114	Bibiana-Martina Olanam	Nairobi	31 Jul 10	LIB	4314	Zeina El Jas Mina	Amman	20 Aug 83
	(15.95 148)	10.75 27.82 / 454w	31.12 2:34.75)			(15.52 160)	8.56 27.45 / 496	27.18 2:27.73)	
GER	6985	Sabine Braun	Götzis	31 May 92	LIE	6093	Manuela Marxer	Götzis	29 May 94
	(13.11 193)	14.84 23.65 / 663	51.62 2:12.67)			(13.45 172)	13.03 24.14 / 607w	40.38 2:13.49)	

COUNTRY	MARK	NAME	VENUE	DATE	COUNTRY	MARK	NAME	VENUE	DATE
LTU	6604	Remigija Nazarovienė	Bryansk	11 Jun 89	PYF	5456h	Véronique Boyer	Pirae	20 May 01
	(13.26 186	14.27 24.12 / 658	40.94 2:09.98)			(14.21 181	12.19 25.8 / 560	37.48 2:29.44)	
LUX*	5036	Mandy Charlet	Amiens	11 Jun 06	QAT 3770	8.76 27.64 / 496	Fatima Mazaher Sassani	Muscat	15 Mar 15
	(14.77 154	11.24 26.40 / 544	37.28 2:19.82)						29.01 2:48.10)
MAD	4831	Mamy Rarivoarimano	Antananarivo	5 Sep 97	ROU	6619	Liliana Năstase	Barcelona	2 Aug 92
	(14.61 155	10.61 25.93 / 540	34.23 2:32.76)			(12.86 182	14.34 23.70 / 649	41.30 2:11.22)	
MAR	5305	Chérifa Meskaoui	Casablanca	8 Aug 85	RSA	6181	Janice Josephs	Melbourne	22 Mar 06
	(14.28 155	13.71 25.58 / 542	39.66 2:26.25)			(13.65 170	11.79 23.42 / 622	43.77 2:10.61)	
MAS	5175	Zaiton Othman	Manila	11 Dec 81	RUS	7007	Larisa Nikitina	Bryansk	11 Jun 89
	(14.70 167	9.39 25.98 / 558	40.80 2:23.26)			(13.40 189	16.45 23.97 / 673w	53.94 2:15.31)	
MDA	6423h	Lyubov Ratsu	Kishinyov	28 Aug 83	SAM* 4787		Kristy Tufola Slade	Azusa	17 Apr 03
	(13.6 180	14.75 24.2 / 653	41.86 2:11.6)			(15.13 165	11.18 26.15 / 548	28.55 2:34.87)	
MEX 5699	11.49 24.54w / 628	Jessamyn Saucedá	Azusa	16 Apr 15	SEN	5094	Paulette Mendy	Évian-les-Bains	22 Jun 03
	(13.96 171		34.97 2:22.94)			(14.74 160	10.17 25.03 / 578	33.98 2:27.73)	
MGL	4324h	Davaashav Ganceev	Ulan Bator	31 Jul 88	SEY	5684	Céline Laporte	Saint-Cyr-sur-Loire	3 Jul 05
	(16.0 153	9.58 26.9 / 490	32.08 2:26.8)			(14.07 172	10.87 25.30 / 628	40.34 2:23.26)	
MKD	5676	Marina Mihajlova	Latakia	24 Sep 87	SIN	5116	Yu Long Nyu	Singapore	16 Jun 93
	(14.49 172	11.47 25.40 / 603	40.62 2:16.42)			(14.88 174	9.19 25.18 / 588	31.42 2:30.18)	
MLI	3507	Aïssatou Wagué	Cormelles-en-Parisis	15 May 10	SKN	3606	Stephanie Nisbett	Edwardsville	27 Apr 02
	(18.85 145	10.35 28.86 / 481	28.04 2:49.18)						
MNE	4848h	Milena Milašević	Bar	1 Oct 06	SLE* 6416		Eunice Barber	Talence	15 Sep 96
	(14.7 155	12.09 25.9 / 584	28.57 2:36.2)			(13.38 179	12.23 24.75 / 648	49.92 2:11.94)	
MOZ	3789	Salomé Mugabe	Maputo	14 Sep 11	SLO	5740	Vladka Lopatič	Brescia	17 May 92
	(15.69 135	13.09 27.33 / 509	35.14 -)			(14.02 172	11.35 24.76 / 612	36.64 2:16.74)	
MRI	5241	Stéphanie Domaingue	Val-de-Reuil	24 Jun 01	SMR	4713	Barbara Rustignoli	Modena	10 May 09
	(14.10 163	10.28 26.26 / 583	37.21 2:23.95)			(15.09 160	10.37 26.69 / 526	30.92 2:27.05)	
MYA	4633h	Khin Ohn	Rangoon	3 Feb 85	SRB	5618	Marina Mihajlova	Ljubljana	1 Jul 90
	(171)				(14.38 174	11.09 26.10 / 580w	42.00 2:14.04)	
NAM 4844	9.94 26.49 / 552	Corlia Kruger	Stellenbosch	25 Apr 15	SRI	4377	Thamara Dissanayake	Colombo	10 Aug 02
	(14.81 167		31.87 2:32.67)			(15.17 153	6.84 26.04 / 595	29.05 2:47.49)	
NCA	4114	María Inaly Morazán	Managua	23 Jun 13	STP	5671	Enezenaide Gomes	Logroño	20 Aug 00
	(16.03 146	8.05 26.39 / 497	28.02 2:31.80)			(14.48 180	13.12 25.87 / 607	42.64 2:33.66)	
NED	6545	Dafne Schippers	Götzisz	1 Jun 14	SUD	4977	Muna Jabir Ahmed Adam	Radès	16 Sep 05
	(13.13 169	13.69 22.35 / 648	41.39 2:08.59)			(15.26 154	9.49 25.06w / 523	32.63 2:09.22)	
NEP	2596h	Padma Chaudhari	Birgunj	2 Feb 90	SUI	6265	Corinne Schneider	Zug	16 Jun 85
						(14.03 187	12.68 25.23 / 609	52.54 2:16.94)	
NGR	6049	Uhunoma Osazuwa	Ottawa	27 May 12	SUR	3144	Helen Weidum	Dilbeek	16 Jul 89
	(13.28 181	13.12 23.85 / 616	33.87 2:22.07)						
NOR	6226	Ida Marcussen	Osaka	26 Aug 07	SVK	6046	Marcela Podracká	Helsinki	9 Aug 94
	(14.16 168	13.00 24.59 / 647	51.02 2:13.69)			(14.56 181	13.58 25.33 / 576	50.68 2:15.85)	
NZL	6278	Joanne Henry	Auckland	1 Mar 92	SWE	7032	Carolina Klüft	Osaka	26 Aug 07
	(13.93 175	12.91 24.60w / 651	43.56 2:08.72)			(13.15 195	14.81 23.38 / 685	47.98 2:12.56)	
OMA 3484	7.04 29.18 / 497	Hiba Hamood Al-Asmi	Muscat	15 Mar 15	SYR	6942	Ghadha Shouaa	Götzisz	26 May 96
	(17.38 138		33.33 2:49.51)			(13.78 187	15.64 23.78 / 677	54.74 2:13.61)	
PAK	4094h	Shabana Akhtar	Peshawar	25 Apr 98	TGA	4403	Melesia Mafile'o	Palmerston North	9 Mar 03
PAN	4998	Irina Ambulo	Santiago/DOM	1 Jul 86	THA	5889	Wassanee Winatho	Nakhon Ratchasima	11 Dec 07
	(15.12 161	10.14 24.44 / 516	30.62 2:17.66)			(13.97 179	11.82 24.74 / 630	34.90 2:16.85)	
PAR	5733	Ana Camila Pirelli	Trujillo	29 Nov 13	TJK	5350h	Yelena Grishina	Frunze	17 Sep 82
	(13.96 167	13.36 25.11 / 548	42.72 2:15.28)			(14.5 177	12.68 26.0 / 555	35.40 2:25.0)	
PER 5020	11.02 26.42 / 538	Melisa Arana	Asunción	12 Apr 15	TKM	5476	Natalya Frolova	Tartu	11 Jun 88
	(14.54 163		36.44 2:19.85)			(14.54 168	12.63 25.84 / 592	41.40 2:28.65)	
PHI	5346	Elma Muros-Posadas	Bangkok	14 Dec 98	TKS 3116	7.29 27.82 / 471	Sanadia Forbes	Bassterre	5 Apr 15
	(14.06w 153	10.87 24.52 / 625	32.94 2:26.00)					11.70 3:04.12)	
PLE	2665h	Nadima Hussein	Damascus	23 Aug 88	TOG	5079	Sandrine Thiébaud-Kangni	Réduit	11 Apr 10
	(20.3 134	6.39 29.1 / 461	12.44 2:44.2)			(14.71 154	10.70 25.67 / 570	29.13 2:13.54)	
PLW	2906	Maleah Umerang Tengedik	Koror	27 Jul 05	TPE	5786	Ma Chun-Ping	Hiroshima	11 Oct 94
	(20.06 133	9.48 31.39 / 427	40.89 3:15.97)			(14.32 184	12.57 25.42 / 586	41.78 2:24.19)	
PNG	5037	Iammo Launa	Nuku'alofa	29 Aug 89	TTO	5962	Marsha Mark-Baird	Athina	21 Aug 04
	(15.49 153	12.25 25.26 / 520	49.80 2:38.29)			(13.58 170	11.20 25.11 / 622	49.90 2:21.21)	
POL	6616	Malgorzata Nowak	Kobe	31 Aug 85	TUN	5395	Nada Cherouchi	Doha	22 May 13
	(13.27w 195	15.35 24.20 / 637w	43.36 2:20.39)			(14.55 163	13.78 25.79 / 547	39.95 2:23.99)	
POR	6230	Enezenaide Gomes	Logroño	17 Jul 05	TUR* 6076		Anzhela Kinet	Götzisz	4 Jun 00
	(13.54 179	13.87 24.87 / 639	41.66 2:17.00)			(13.56 176	13.25 24.07 / 614	39.11 2:18.35)	
PRK	5005	An Myong Wol	Beijing	3 Oct 90	UAE	2613	Muhra Jassem Abdullah	Dubai	13 Dec 12
	(14.72 167	10.52 27.34 / 536	38.80 2:25.03)			(19.13 138	6.78 29.62 / 428	- 2:42.90)	
PUR	5721	Alysbeth Felix	Xalapa	27 Nov 14	UGA	4849	Ruth Kyalisima	Al-Qâhira	17 Aug 85
	(14.27 179	10.32 24.79 / 633	37.93 2:23.45)			(14.18 157	7.19 24.84 / 542	25.38 2:15.88)	

COUNTRY	MARK	VENUE	DATE	COUNTRY	MARK	VENUE	DATE
THA	1:44:46	Tanaphon Assawawongcharoen	Nay Pyi Taw	15 Dec	13		
TJK	1:47:06	Larisa Voronkova	Mogilev	4 Sep	88		
TPE	1:40:45	Chang Chia-Feng	Taipei	22 Oct	13		
TTO	2:30:16	Elizabeth London	Fyzabad	19 Jun	05		
TUN	1:37:18	Chahinez Nasri	La Coruña	6 Jun	15		
TUR	1:34:57	Yeliz Ay	Minsk	8 Jul	04		
UKR	1:27:09	Lyudmyla Olyanovska	Murcia	17 May	15		
USA	1:30:49	Maria Michta	Taicang	3 May	14		
UZB	1:42:04	Rusina Ivoylava	Mogilev	4 Sep	88		
VEN	1:32:18	Milángela Rosales	Buenos Aires	5 Jun	11		
VIE	1:33:36	Nguyen Thi Thanh Phuc	London	11 Aug	12		
Notes (*)							
GHA	<i>Doubtful distance</i>						
MYA	<i>1:35:03 Saw Mar Lar Nwe Nay Pyi Taw 15 Dec 13 – disqualified for doping violation</i>						
4 x 100 Metres Relay							
AIA	50.33		Road Town	10 Jun	12		
(Gumbs, A. - Gumbs, N. - Meade, R. - Reid, D.)							
ALB	47.16		Ankara	16 Jul	88		
(Xhani, A. - Sina, V. - Vejkollari, A. - Bregu, V.)							
ALG	46.83		Alger	7 Jul	12		
(Remaoune, S. N. - Louahla, S. - Belabid, T. R. - Bourahla, K. F.)							
AND	50.76		Baku	21 Jun	15		
(Llovera, C. - Gurí, C. - Gómez, M. - Morató, M.)							
ANG	49.8		Luanda	27 Aug	81		
(Machado, M. - Milagre, M. - Rodrigues, L. - Mauricio, A.)							
ANT	46.22		Port-of-Spain	2 May	04		
(Codrington, C. - Samuel, H. - Jno - Baptiste, A. - Williams, S.)							
ARG	44.90		Cd. de México	20 Oct	75		
(Fava, B. - Godoy, A. - Cragno, L. - Allocco, B.)							
ARM	47.11		Moskva	29 Jul	79		
(Karnitskaya, I. - Kaminskaya, T. - Starlynchanova, M. - Kostoglodova, O.)							
ARU	49.96		Oranjestad	23 Jun	14		
(Geerman, L. - Duncan, D. - Cecilia, N. - Brown, T. L.)							
ASA	61.77		Apia	6 Jun	03		
(Niusulu, T. - Puletasi - Sanitua, S. - Chanel)							
AUS	42.99		Pietersburg	18 Mar	00		
(Massey, R. - Broadrick, S. - Lambert, J. - Gainsford - Taylor, M.)							
AUT	44.63		Linz	4 Jul	94		
(Hölbl, D. - Tröger, S. - Auer, D. - Knoll, K.)							
AZE	46.10		Baku	21 Jun	15		
(Sokolova, Y. - Chebanu, Y. - Balyanina, V. - Setina, A.)							
BAH	41.92		Sevilla	29 Aug	99		
(Fynes, S. - Sturpp, C. - Davis, P. - Ferguson, D.)							
BAN	46.80		Dhaka	7 Feb	10		
(Rani, S. - Akhter, J. - Chumki, S. N. - Eva, I. J.)							
BAR	44.34		Sherbrooke	1 Aug	04		
(Cox, L. - M. - Williams, G. - Bailey, J. - Weekes, L.)							
BDI	51.8		Bujumbura	16 May	93		
BEL	42.54		Beijing	22 Aug	08		
(Borlée, O. - Mariën, H. - Ouedraogo, É. - Gevaert, K.)							
BEN	46.45		Abuja	13 Oct	03		
(Gbadamassi, S. - Féraez, F. - Akpogan, A. - Inoussa, N.)							
BER	45.6		Philadelphia	23 Apr	76		
(Trott, A. - Wilson, B. - Burgess, D. - Jones, D.)							
BHU	58.2		Thimphu	9/13 Jul	14		
(Chettri, B. - Choden, S. - Wangmo, S. - Seldon, P.)							
BIH	47.83		Beograd	14 Jul	12		
(Veselinovic, B. - Macanovic, I. - Graorac, S. - Ilijašević, A.)							
BIZ	48.34		Cd. de Guatemala	1 Dec	01		
(Lovell, G. - Flores, T. - Bledes, C. - Castillo, J.)							
BLR	42.56		Helsinki	13 Aug	05		
(Nesterenko, Y. - Salahub, N. - Nevmerzhtskaya, A. - Dragun, O.)							
BOL	46.94		La Paz	8 Nov	78		
(Giussani, C. - Novillo, M. - Ibañez, B. - Alemán, I.)							
BOT	47.08		Gaborone	1 Jun	13		
(Mathaku, L. -)							
BRA	42.29		Moskva	18 Aug	13		
(dos Santos, E. - Silva, A. C. - Krasucki, F. - Santos, R.)							
BRN	46.40		Manama	26 Apr	15		
BRU	49.07		Petaling Jaya	19 Jun	99		
(Jumaat, M. - Kassim, J. - Yahya, S. - Ali Akbar, A.)							
BUL	42.29		Sofia	26 Jun	88		
(Pencheva, K. - Nuneva, A. - Georgieva, N. - Donkova, Y.)							
BUR	45.99		Niamey	13 Dec	05		
(Mien, M. - Tondé, S. - Traoré, K. - Kamboulé, B.)							
CAF	49.3		Garoua	31 Jul	99		
(Ayard, A. - Nganaye, B. - Saramandji, E. - Ouabangui, D.)							
CAM	49.8		Phnom Penh	30 Nov	66		
(Kheng, M. - Say, Ch. - Yon, T. - Yen, M.)							
CAN*	42.99		Moskva	18 Aug	13		
(Emmanuel, C. - Hyacinthe, K. Davis, Sh. - Bingham, K.)							
CAY	47.60		Visby	1 Jul	99		
(Robinson, C. - McCarthy, S. - Burke, C. - Mothersill, C.)							
CGO	48.36		Brazzaville	3 Aug	13		
(Akamabi, N. N. - Mboyi, F. M. - Egeindita, M. M. - Bazolo, L. D.)							
CHA	48.88		Addis Ababa	1 May	08		
(Ndikert, H. - Ahmat, K. - Neloumta, B. - Dembert, F.)							
CHI	44.83		Lima	13 Jun	15		
(Gutiérrez, J. - Jiménez, I. - Mackenna, F. - Goñi, I.)							
CHN	42.23		Shanghai	23 Oct	97		
(Xiao Lin - Li Yali - Liu Xiaomei - Li Xuemei)							
CIV	43.89		Ottawa	23 Jul	01		
(Gnahoré, M. - Allou Affoué, A. - Sanganoko, M. - Ayétotché, L.)							
CMR	44.58		Marietta	21 Jul	96		
(Mani, M. - Nkoma, G. - Abéna, E. - Mballa, S.)							
COD	51.23		Brazzaville	19 Jun	10		
COK	53.86		Avarua	9 Aug	85		
(Tierney, E. - Tipokoroa, J. - Vogel, T. - Droulet, K.)							
COL	43.03		Bogotá	10 Jul	04		
(Murillo, M. - Palacios, F. - Obregón, D. - Murillo, D.)							
	43.03		Helsinki	12 Aug	05		
(Murillo, M. - Palacios, F. - Obregón, D. - González, N.)							
COM	53.73		St Denis/REU	31 Aug	79		
(Abderrahmane, F. S. - Djambaé, M. - Echata, B. - Moindhir, H. A.)							
CPV	50.6		Espargos	13 Jul	14		
CRC	46.09		Xalapa	28 Nov	14		
(Joseph, Sh. - Scott, Sh. - Bermúdez, D. - Joseph, T.)							
CRO	45.14		Izmir	18 Jun	11		
(Parlov, S. - Banović, A. - Banović, M. - Ivančević, A.)							
CUB	42.89		Stuttgart	22 Aug	93		
(Ferrer, M. - López, A. - Duport, J. - Allen, L.)							
CYP	44.75		Stara Zagora	20 Jun	15		
(Fotopoulou, O. - Papaioannou, R. - Kyriakidou, D. - Artymata, E.)							
CZE	42.98		Zürich	18 Aug	82		
(Sokolová, Š. - Šoborová, R. - Kocembová, T. - Kratochvílová, J.)							
DEN	45.04		Helsinki	10 Aug	83		
(Hansen, B. - Theil, H. - Nissen - Petersen, L. - Rasmussen, D.)							
DJI	56.9		Djibouti	18 Apr	08		
(Djibril, Mar. - Djibril, Mal. - Ali, I. - Bouraleh, F.)							
DMA	48.2		St George's	24 May	87		
(Joseph, H. - Thomas, G. - Philogen, S. - Charles, C.)							
DOM	43.28		Moskva	18 Aug	13		
(Sánchez, M. - Chalias, F. - Mejía, M. - Manzueta, M.)							
ECU	43.88		La Habana	8 Jun	13		
(Angulo, Y. - Chávez, É. - Cevallos, C. - Tenorio, Á.)							
EGY	46.79		Al-Qâhira	6 Oct	90		
(Miskin Saad, K. - Bachir, W. - Hachem Ismail, H. - Mohd Mansour, M.)							
ERI	52.8		Nairobi	3 Dec	06		
(Tesfamariam, S. T. - Mehari, Y. - Ghebremedhin, F. - Kiflom, T.)							
ESA	46.93		Cd. de Guatemala	1 Dec	01		
(Navarro, M. - Quijano, V. - Hernández, K. - Amaya, A.)							
ESP	43.45		Barcelona	1 Aug	10		
(Torrijos, A. - Murillo, D. - García, E. - Cotán, A.)							

COUNTRY	MARK	VENUE	DATE	COUNTRY	MARK	VENUE	DATE
EST	44.75	Tallinn	21 Jun 14	IVB	44.34	Road Town	26 Jun 10
(Sadeiko, G. - Suumann, D. - Kalev, M. - Balt, K.)				(Kelly, A. - Harrigan, T. - Malone, Ch. - King, K.)			
ETH	46.45	Calabar	25 Jun 11	JAM	41.29	Moskva	18 Aug 13
				(Russell, C. - Stewart, K. - Calvert, Sch. - Fraser-Pryce, S.-A.)			
FIJ	44.86	Suva	12 Jul 03	JOR	50.4	Damascus	23 Jul 87
(Miller, L. - Bulikiobo, M. - Raluve, M. - Rogers, R.)				(Da'abes, I. - Al - Matari, A. - Jalal, M. - Othman, I.)			
FIN	43.37	Stuttgart	22 Aug 93	JPN	43.39	Kawasaki	8 May 11
(Pirtimaa, A. - Hanhijoki, S. - Hernesiemi, S. - Salmela, M.)				(Kitakaze, S. - Takahashi, M. - Fukushima, Ch. - Ichikawa, K.)			
FRA	41.78	Paris (St. Denis)	30 Aug 03	KAZ	43.35	Tashkent	16 Sep 86
(Girard, P. - Hurtis, M. - Félix, S. - Arron, C.)				(Aleksandrova, L. - Kvast, O. - Miljauskienė, N. - Sevalnikova, V.)			
FSM	52.22	Kolonia	22 Jul 14	KEN	45.24	Nairobi	9 Aug 87
(Ligorio, A. - Poll, G. - Apiner, A. - Wendolin, M.)				(Shitandayi, G. - Waithera, R. - Kavaya, E. - Wanja, J.)			
GAB	47.9	Yaoundé	14 Jun 96	KGZ	46.5	Dushanbe	10 May 87
(Obone, G. - Benga, M. J. - Nbaunde - Najewe)				(Andrusenko, V. - Dashko, S. - Balandina, O. - Kuzmizh, O.)			
GAM	47.18	Los Angeles	11 Aug 84	KIR	55.2	Bairiki	16 Jun 07
(Jawo, J. - Ndow, A. - Decker, V. - Freeman, G.)				(David, L. - Mackenzie, R. - Tewaki, M. - Mwemweata, K.)			
GBR	42.21	Zürich	28 Aug 14	KOR	44.60	Incheon	2 Oct 14
(Phillip, A. - Nelson, A. - Onuora, H. - Henry, D.)				(Lee Sun - Ae - Kang Da - Seul - Jung Han - Sol - Kim Min - Ki)			
GBS	51.0	Bissau	20 Jul 14	KOS	53.8	Mitrovicë	4 Jul 83
(Mateus, J. - Semedo, S. - Sambu, T. - da Silva, D.)				53.8		Mitrovicë	29 Sep 13
GEO	44.90	Tashkent	16 Sep 86	(Shala, S. - Cakiqi, F. - Shala, A. - Hajdini, R.)			
(Aptsiauri, M. - Golutvina, Y. - Shanidze, T. - Azarashvili, M.)				53.94		Tiranë	6 Jul 06
GEQ	52.2	Malabo	11 Jun 99	(Shala, D. - Shala, N. - Berisha, B. - Libusha, B.)			
(Esonu Edu - Obono Ndong, M. - Obono Ela, E. - Mosanga Motanga, M. P.)				KUW	51.38	Muscat	14 Mar 15
GER	41.37	Canberra	6 Oct 85	LAO	50.27	Vientiane	17 Dec 12
(Gladisch, S. - Rieger, S. - Auerwald, I. - Göhr, M.)				(Sriphongphanh, S. - Vongdala, B. - Xaiyasun, S. - Chanthavong, M.)			
GHA	43.19	Sydney	29 Sep 00	LAT	44.41	Moskva	20 Jun 83
(Akoto, M. - Twum, M. - Anim, V. - Nsiah, V.)				(Grigorjeva, I. - Ikauniece, V. - Ždanovska, L. - Olijar, L.)			
GIB	49.3	Gibraltar	20 Jul 95	LBA	55.1	Tripoli	30 Sep 91
(Russo, D. - Falero, G. - Zammit, L. - Celecia, S.)				LBR	50.61	Abuja	18 Nov 06
GRE	43.07	Bari	18 Jun 97	(Williams, A. - Tiklo, A. - Grant, H. - Binda, J.)			
(Tsóni, M. - Kófia, E. - Vasarimidou, M. - Thánou, E.)				LCA	46.78	Bridgetown	26 Jun 99
GRN	44.72	Port-of-Spain	24 Jun 12	(O'Neil, J. - Baptiste, M. - Charles, A. - Lesforis, V.)			
(Wells, Sh. - Redhead, J. - Beckles, K. - Bartholomew, T.)				LES	48.9	Harare	24 Jul 99
GUA	46.3	Cd. de México	20 Jul 82	(Quiñónez, P. - Arévalo, A. - Meigham, P. - Schumann, C.)			
GUI	48.1	Freetown	26 Dec 90	(Sow, O. - Bereté, K. - Haba, R. - Konaté, A.)			
(Perez - Stefy, T. - Neilsen, C. - Posadas, A. - Baza, J.)				GUM	49.49	Santa Rita	11 Jun 99
GUY	48.7	Port-of-Spain	5 May 73	(Perez - Stefy, T. - Neilsen, C. - Posadas, A. - Baza, J.)			
(Maes - Jordan, L. - Willis - Wintz)				HAI	46.38	Port-of-Spain	22 Jun 08
				(Faustin, N. - Étienne, G. - Roundtree, C. - Pierre, B.)			
HKG	45.50	Shenzhen	20 Aug 11	HAN	45.50	Palembang	15 Nov 11
(Chan Ho Yee - Leung Hau Sze - Fong Yee Pui - Poon Pak Yan)				(Imaniar, N. - Unani, S. - Erawati, D. - Utami, R.)			
HON	49.51	Managua	5 Mar 06	IND	44.43	Fukuoka	22 Jul 98
(Martínez, M. - Fernández, S. - Bernádez, J. J. - Lino, J.)				(Dey, S. - Mistry, R. - Shyla, E. B. - Usha, P. T.)			
HUN	44.34	Budapest	26 Jun 82	IRI	47.50	Tehran	15 Sep 74
(Siska, X. - Juhász, E. - Németh, I. - Orosz, I.)				(Shadpour, T. - Safavi, P. - Atchak, N. - Hosseini, Z.)			
INA	45.00	Palembang	15 Nov 11	IRL	43.84	Zürich	16 Aug 14
(Imaniar, N. - Unani, S. - Erawati, D. - Utami, R.)				(Foster, A. - Proper, K. - Lavin, S. - Healy, Ph.)			
IRQ	47.22	Damascus	7 Oct 09	IRQ	47.22	Damascus	7 Oct 09
(Kisrou, B. - Al - Qaysi, A. H. - Abdulrazzak, D. H. - Mahmoud Ieso, K.)				(Kisrou, B. - Al - Qaysi, A. H. - Abdulrazzak, D. H. - Mahmoud Ieso, K.)			
ISL	45.71	Fana	28 Jun 96	ISL	45.71	Fana	28 Jun 96
(Halldórsdóttir - Gestsdóttir - Geirlaugsdóttir - Arnadóttir)				ISR	45.23	Baku	21 Jun 15
				(Goldenthal, D. - Lenskiy, I. - Weissman, D. - Zelikovitz, Y.)			
ISV	45.84	Nassau	15 Jul 96	ISV	45.84	Nassau	15 Jul 96
ITA	43.04	Annecy	21 Jun 08	ITA	43.04	Annecy	21 Jun 08
(Pistone, A. - Cali, V. - Arcioni, G. - Alloh, A.)				(Pistone, A. - Cali, V. - Arcioni, G. - Alloh, A.)			

COUNTRY MARK	VENUE	DATE	COUNTRY MARK	VENUE	DATE
MLT 46.24	Baku	21 Jun 15	ROU 44.18	Stara Zagora	2 Aug 85
(Busutilli, S. - Richard, J. - Fitz, R. - Wingfield, Ch.)			(Voinea, D. - Militaru, L. - Pogăcian, M. - Ilcu, M.)		
MNE 49.74	Sarajevo	20 Jun 09	RSA 43.25	Pietersburg	18 Mar 00
(Matović, L. - Bošković, M. - Kljajević, J. - Milašević, M.)			(Hartman, W. - Moropane, D. - Holtzhausen, S. - Seyerling, H.)		
MNT 51.9	St George's	24 May 87	RUS 41.49	Stuttgart	22 Aug 93
(Manaca Dias, A. - Relvas, A. - Ábreu, A. - Vilhena, C.)			(Bogoslovskaya, O. - Malchugina, G. - Voronova, N. - Privalova, I.)		
MOZ 47.5	Lisboa	29 Jul 73	RWA 52.9	Nairobi	3 Dec 06
(Manaca Dias, A. - Relvas, A. - Ábreu, A. - Vilhena, C.)			(Kanakuzé, S. - Dusabé, G. - Uwanyirigira, B. - Nyinawabana, S.)		
MRI 46.01	Antananarivo	27 Aug 90	SAM 52.01	Apia	8 Sep 07
(Benoit, N. - Govinden, S. - Toussaint, C. - Thondooje, J.)			(Tavui, T. - Lafaiaili, M. - Mefi, T. - Faitala, E.)		
MTN 51.1	Nouakchott	22 Dec 95	SEN 44.59	Dakar	20 Aug 98
			(Ndiaye, S. - Thiam, A. M. - Diouf, M. T. - Diouf, A.)		
MYA 47.42	Rangoon	11 Oct 81	SEY 47.75	Victoria/SEY	12 Aug 11
(Aye Shwe - Khin, Phin Phop - Mrathuzar - Sein, Myint Myint)			(Khan, A. - Labiche, L. - Boniface, J. - Lou - Toy, J.)		
NAM 46.49	Pretoria	5 May 12	SIN 45.41	Singapore	12 Jun 15
(van Wyk, St. - Herunga, T. - Diamond, M. - Mayova, G.)			(Enn, W. - Prasad, D. L. - Pereira, S. V. - Menon, S.)		
NCA 48.87	San José/CRC	3 Jun 05	SKN 43.53	La Habana	4 Jul 09
(Álvarez, M. - Aguilera, J. - Lacayo, M. A. - Guadamuz, H.)			(Liburd, T. - Williams, M. - Williams, T. - Hodge, V.)		
48.87	San José/CRC	8 Jun 07	SLE 46.3	Freetown	26 Dec 11
(Morazán, M. - Guadamuz, H. - Bonilla, M. - Rodríguez, Y.)			(Ansumana, R. - Macoculey, L. - Kargbo, I. - Kargbo, M.)		
NED 42.40	Lausanne	3 Jul 14	SLO 43.91	Pergine Valsugana	25 Jul 03
(Ghafoor, M. - Schippers, D. - van Schlagen, T. - Samuel, J.)			(Bikar, A. - Žumer, K. - Nose, M. - Ottey, M.)		
NEP 49.13	Kathmandu	29 Sep 99	SMR 49.13	Schaan	4 Jun 11
(Shrestha, B. - Shakya, S. - Thapa, S. - Paner, D. M.)			(Rossi, E. - Pretelli, M. - Rustignoli, B. - Capicchioni, A.)		
NFI 54.7	Midlegate	19 May 95	SOL 51.11	Apia	8 Sep 07
(Christian - Bailey, V. - Donaldson, A. - McCoy, J. - Flitten, Z.)			(Flory, L. - Kwalea, P. - Keni, J. - Taurkeni, J.)		
NGR 42.39	Barcelona	7 Aug 92	SOM 50.6	Mogadiscio	18 Nov 77
(Utundu, B. - Idehen, F. - Opara, C. - Onyali, M.)					
NIG 49.08	Ouagadougou	19 May 01	SRB 44.68	Banská Bystrica	8 Jul 00
			(Pancić, E. - Savić, M. - Mitrović, B. - Đapčić, V.)		
NMI 52.96	Koror	6 Aug 10	SRI 43.89	Edmonton	11 Aug 01
(Sapong, R. - Wonenberg, J. - Bennett, Yve. - Bennett, Yvo.)			(Jayasinghe, S. - Sooriyaarachchi, S. - De Soysa, N. - Dharsha, D.)		
NOR 43.94	Cheboksary	20 Jun 15	STP 51.3	Folha Fedé	14 Sep 14
(Pedersen, I. - Hansen, I. - Slettum, E. - Okparaebo, E.)			(Semedo, G. - Gomes, S. - Pereira, A. - Lima, F.)		
NRU 53.45	Koror	26 Apr 03	SUD 47.43	Al-Qāhira	23 Nov 07
			(Bakhit, A. - Gubara, A. - El Jack, N. - Jabir, M.)		
NZL 44.60	Auckland	31 Mar 01	SUI 42.94	Lausanne	3 Jul 14
(Brunner, C. - Hunt, C. - Wardell, R. - Arnott, J.)			(Kambundji, M. - Lavanchy, M. - Sprunger, E. - Sprunger, L.)		
OMA 47.67	Manama	26 Apr 15	SUR 48.9	Cayenne	27 Mar 10
			(Alberg, D. - Clark, D. - Lynch, S. - v. d. Vloot, R.)		
PAK 47.16	Dhaka	7 Feb 10	SVK 44.92	Baku	21 Jun 15
(Hameed, N. - Hassan, J. - Nazir, N. - Siddiqui, S.)			(Kršáková, L. - Putalová, I. - Veldáková, J. - Bezeková, A.)		
PAN 46.66	Roma	7 Sep 60	SWE 43.61	Göteborg	27 Aug 05
(Gooden, C. - Dunn, L. - Holmes, J. - Hunte, S.)			(Rienas, E. - Klüft, C. - Kallur, J. - Kallur, S.)		
46.66	San José/CRC	11 Mar 13	SWZ 48.8	Gaborone	30 May 09
(Ríos, K. - Aranda, N. - Guevara, G. - Hunt, R. - C.)					
PAR 49.55	São Paulo	30 Jun 07	SYR 47.5	Damascus	23 Jul 87
(Sosa, K. - Pirelli, A. C. - Leguizamón, B. - Pavón, M. B.)			(Youhanoun, S. - Awad, S. - Moughrabi, A. - Saleh, H.)		
PER 46.67	Trujillo	28 Nov 13	TAN 46.43	Christchurch	2 Feb 74
(Delgado, G. - Bazalar, D. - Nazário, M. - Mautino, P.)			(Mfanya, R. - Mohamed, M. - Cheri, P. - Kyomo, N.)		
PHI 45.29	Manila	2 Dec 91	TGA 48.61	Nikao	26 Sep 09
(Sinoro, R. - Punelas, E. - Ganosa, E. - De Vega, L.)			(Pahulu, P. - Sikuvea, L. - To'a, M. - Feke, V.)		
PLE 58.1	Damascus	5 May 94	THA 43.38	Nakhon R.	26 Jun 08
			(Jaksunin, S. - Sanrat, N. - Klomdee, O. - Thavoncharoen, J.)		
PLW 51.89	Koror	26 Apr 03	TJK 45.88	Moskva	18 Jun 83
			(Dorofeyeva, N. - Baydyuk, O. - Morar, S. - Batcheyeva, N.)		
PNG 45.99	Apia	8 Sep 07	TKM 46.74	Almaty	7 Jun 08
(Koime, M. - Wisil, T. - Mooney, A. - Baki, R.)			(Gokiyeva, M. - Ryabova, Y. - Nazarova, V. - Litvinova, A.)		
POL 42.68	Barcelona	1 Aug 10	TKS 50.02	Providenciales	8 Apr 07
(Popowicz, M. - Korczyńska, D. - Jeschke, M. - Wedler, W.)					
POR 44.70	Leiria	20 Jun 09	TOG 48.33	Ouagadougou	19 May 12
(Vital, E. - Gomes, N. - Tavares, C. - Tavares, S.)			(Nago, M. - Pessé, P. - Brahima, A. M. - Blakimé, N.)		
PRK 47.69	Beijing	3 Oct 90	TPE 44.58	Hiroshima	16 Oct 94
(Li Yong - Ae - Kim Sun - Nyo - Ra Mi - Sun - Kim Myong - Ok)			(Kao Yuh - Chuan - Chen Shu - Chen - Hsu Pei - Ching - Wang Huei - Chen)		
PUR 43.81	Rio de Janeiro	28 Jul 07	TTO 42.59	Nassau	24 May 14
(Cruz, B. - Morales, C. - Gutiérrez, J. - Rodríguez, C.)			(Durant, K. - Ahye, M. - L. - Thomas, R. - Selvon, K.)		
PYF 47.64	Nouméa	16 Dec 87	TUN 46.98	Tunis	24 Jul 99
(Manutahi, J. - Léroy, A. - Yansaud, S. - An, A.)			(Abid, N. - Dellagi, S. - Benhassine, A. - Hamrouni, A.)		
QAT 50.73	Muscat	14 Mar 15	TUR 44.71	Izmir	18 Jun 11
(Labidli, R. - Al-Manai, M. - Farid, M. M. - Al-Manouari, B.)			(Apak, S. - Engin, B. - Redif, M. - Karakuş, N.)		

COUNTRY	MARK	VENUE	DATE	COUNTRY	MARK	VENUE	DATE
TUV	61.0	Funafuti	4 May 05	BEN	3:42.85	Porto Novo	24 May 09
	(Lepeni, M. - Fuamalo - Puaita - Futina)				(Saka, S. - Blessing Ayédou, B. M. - Yémalin, C. - Nasrou, K.)		
UAE	53.7	Sharjah	6/8 Feb 12	BER	3:47.5	Philadelphia	24 Apr 76
UGA	45.84	Nairobi	9 Aug 87		(Wilson, B. - Bean, D. - Richards, V. - Jones, D.)		
	(Kyakutema, F. - Awora, M. - Buzu, G. - Acii, O.)			BIH	3:47.73	Sarajevo	19 Jun 83
UKR	42.04	London	10 Aug 12		(Šijivic, N. - Cvjetinovic, M. - Focak, J. - Mrsic, M.)		
	(Povh, O. - Stuy, H. - Ryemyen, M. - Bryshina, Y.)			BIZ	4:01.62	Managua	28 Jun 15
URU	46.51	Sevilla	19 Jul 92		(Carr, Ashantie - Neal, A. - Martinez, K. - Carr, Ashontie)		
	(Tiscornia, M. - Martirena, M. - Acerenza, S. - Acerenza, C.)			BLR	3:21.85	Beijing	23 Aug 08
USA	40.82	London	10 Aug 12		(Kozak, A. - Khlustava, I. - Usovich, I. - Usovich, S.)		
	(Madison, T. - Felix, A. - Knight, B. - Jeter, C.)			BOL	3:42.11	Sucre	25 Nov 09
UZB	43.82	Moskva	20 Jun 83		(Romero, M. - Arnéz, L. - Ugarte, D. - Sánchez, A.)		
	(Shmonina, M. - Olenchenko, V. - Barbashina, E. - Vilisova, T.)			BOT	3:31.27	Porto Novo	1 Jul 12
VAN	49.03	Pirae	24 Aug 95		(Seleka, G. - Mashila, L. - Babolayi, O. - Montsho, S.)		
	(Daruhi, O. - Mermer, A. - Bice, O. - Kapalu, M. E.)			BRA	3:26.68	São Paulo	7 Aug 11
VEN	43.53	Xalapa	28 Nov 14		(Coutinho, G. - de Oliveira, B. - Sousa, J. - de Lima, J.)		
	(Vargas, N. - Purica, A. - Villalobos, N. - Soto, N.)			BRN	3:36.77	Manama	27 Apr 15
VI	44.77	Guangzhou	26 Nov 10	BRU	4:08.4	Manila	1 May 99
	(Le Thi Mong - Le Ngoc Phuong - Ng. Thi Ngoc Tham - Vu Thi Huong)				(Jumaat, M. - Hamid, N. - Tan, J. - Ali Akbar, A.)		
	44.77	Singapore	12 Jun 15	BUL	3:25.81	Sofia	24 Jul 83
	(Ha Thi Thu - Luu Kim Phung - Tranh Thi Yen Hoa - Do Thi Quyen)				(Ilieva, K. - Stamenova, R. - Penkova, G. - Damyanova, S.)		
VIN	48.21	Port-of-Spain	13 Apr 98	BUR	3:50.49	Ouagadougou	27 May 07
	(? - ? - Francis, C. - Richards, K.)				(Soulama, A. - Yaméogo, H. - Wamini, B. - Kamboulé, B.)		
YEM	54.87	Amman	11 Oct 08	CAF	3:57.4	Bangui	27 Feb 93
					(Ouabangui, D. - Bara'ang, M. - Maradas, G. - Nganaye, B.)		
ZAM	47.08	Nairobi	8 Aug 87	CAM	4:18.5	Phnom Penh	17 Aug 73
	(Mwendachabe, A. - Munthali, S. - Bwalya, M. - Witola, B.)			CAN	3:21.21	Los Angeles	11 Aug 84
ZIM	45.74	Harare	16 Sep 95		(Crooks, C. - Richardson, J. - Killingbeck, M. - Payne, M.)		
	(Mawoko, D. - Dube, G. - Ncube, S. - Chidziva, P.)			CAY	3:54.60	Visby	1 Jul 99
					(Robinson, C. - McCarthy, S. - Burke, C. - Mothersill, C.)		
Notes (*)				CGO	3:55.29	Brazzaville	18 Jul 04
CAN	42.77	Los Angeles 11 Aug 84	– no longer ratified by federation due to doping revelations		(Biantouari, R. - Onso, B. - Banga, M. - Tsiba, L.)		
LIE			Federation accepts records with residential foreigners	CHA	4:01.4	N'Djamena	6 Apr 96
					(Soula, A. - Bague Peng, R. - Yorasse, A. - Neloumbeye)		
4 x 400 Metres Relay				CHI	3:37.42	Santiago/CHI	16 Mar 14
AFG‡		See indoor footnote			(Jiménez, I. - Goni, P. - Errázuriz, J. - Mackenna, F.)		
AIA	4:05.65	Basseterre	6 Apr 15	CHN	3:24.28	Beijing	13 Sep 93
					(An Xiaohong - Bai Xiaoyun - Cao Chunying - Ma Yuqin)		
ALB	3:39.40	Sérres	13 Aug 89	CIV	3:37.58	Casablanca	18 Jul 89
	(Xhani, A. - Sina, V. - Vejkollari, A. - Bistika - Simo, R.)				(Koné, A. - Koré, L. - Womplou, M. - N'Drin, C.)		
ALG	3:39.70	Radès	10 Aug 02	CMR	3:27.08	Paris (St. Denis)	31 Aug 03
	(Moussa, H. - Bouaoudia, S. - Touhami, N. - Arrous, S.)				(Nguingo, M. - Kaboud, C. - Atangana, D. B. - Bewouda, H.)		
AND	4:17.10	Vic	14 Jul 01	COD	4:01.72	Brazzaville	20 Jun 10
	(Pujol, M. - Mazón, R. - Sabaté, I. - Domenjó, C.)				(Malonga - Ilunga - Mboiyibala, P. - Dikivakuaku)		
ANG	4:06.4	Luanda	27 Aug 81	COK	4:21.72	Avarua	9 Aug 85
	(Machado, M. - André, I. - Xavier, F. - Sepulveda, G.)				(Sawtell, A. - Tierney, E. - Ngaata, L. - Vogel, T.)		
ANT	3:39.32	Los Angeles	10 Aug 84	COL	3:29.94	Guadalajara	28 Oct 11
	(Joseph, J. - Charles, R. - Stevens, M. - Bryan, L.)				(Oliveros, P. - González, N. - Aguilar, E. - Padilla, Y.)		
ARG	3:40.22	Rio de Janeiro	16 May 04	COM	4:39.6a	St Denis/REU	31 Aug 79
	(Rossotti, M. - Wohlgemuth, V. - Barraza, V. - Pronzati, V.)				(Abderrahmane, F. S. - M'isa, M. - Moindhir, H. A. - Abdallah, H.)		
ARM	3:49.26	Reykjavik	19 Jun 11	CRC	3:48.90	San José/CRC	12 Mar 13
	(Bulghardaryan, G. - Telesheva, A. - Sharoyan, A. - Karayan, L.)				(Chan, S. - Scott, Sha. - Scott, Shi. - Bermúdez, D.)		
ASA	5:03.2	Pesega	28 May 83	CRO	3:34.44	Zenica	24 Jun 07
					(Parlov, S. - Banović, A. - Perišić, V. - Grgić, D.)		
AUS	3:23.81	Sydney	30 Sep 00	CUB	3:23.21	Beijing	23 Aug 08
	(Peris, K. - Lewis, T. - Gainsford - Taylor, M. - Freeman, C.)				(Diaz, R. - Calatayud, Z. - Clement, S. - Terrero, I.)		
AUT	3:34.42	Südstadt	20 Jun 76	CYP	3:42.60	Nicosia	24 Jun 01
	(Schinzel, S. - Burger, H. - Mühlbach, A. - Wildscheck, C.)				(Kallinicou, K. - Sialou, A. - Papaioannou, V. - Kyriacou, D.)		
AZE	3:44.40	Baku	22 Jun 15	CZE	3:20.32	Helsinki	14 Aug 83
	(Mammadova, S. - Mammadli, A. - Hasanova, Z. - Komarova, A.)				(Kocembová, T. - Matějkočková, M. - Moravčíková, Z. - Kratochvílová, J.)		
BAH	3:29.53	Philadelphia	25 Apr 09	DEN	3:36.2a	Athina (NF)	19 Sep 69
	(Amertli, C. - Ferguson-McKenzie, D. - Rolle, S. - Henfield, S.)				(Jennes, B. - Hoyler, A. - Lund, A. - Damm - Olesen, A.)		
BAN	3:52.59	Dhaka	8 Feb 10	DJI	4:58.6	Djibouti	19 Apr 08
	(Akhter, J. - Khatun, K. - Putul, R. - Eva, I. J.)				(Migui, A. - Saleh, K. - Idriss, Mar. - Ali, M.)		
BAR	3:30.72	Winnipeg	30 Jul 99	DMA	4:06.4	Basseterre	13 May 90
	(Durant, J. - Blackett, A. - Straker, M. - Oxley, T.)				(Charles, C. - Joseph, E. - Bonnie, O. - Williams, D.)		
BDI	4:11.4	Bujumbura	23 Aug 92				
BEL	3:30.7a	Moskva	31 Jul 80				
	(Alaerts, L. - Berg, R. - Michel, A. - Wallez, R.)						

COUNTRY	MARK	VENUE	DATE	COUNTRY	MARK	VENUE	DATE
DOM	3:34.73	Mayagüez	17 Jul 11	ISL	3:38.96	Fana	29 Jun 96
		(Sánchez, R. - Taylor, D. - Fabián, R. - Osana, Y.)				(Geirlaugsdóttir - Halldórsdóttir - Gestsdóttir - Arnadóttir)	
ECU	3:41.42	Sucre	25 Nov 09	ISR	3:32.99	Paris (St. Denis)	30 Aug 03
		(Chávez, E. - Corozo, M. - Núñez, L. - Jaramillo, L.)				(Lenskiy, I. - Gnezdilov, S. - Morad, A. - Tkach, A.)	
EGY	3:51.5	Al-Qáhira	5 Oct 89	ISV	3:50.15	St George's	24 Apr 00
		(Miskin Saad, K. - Hachem Ismail, H. - Bachir, W. - Mohamed Ali, R.)					
ERI	3:56.1	Asmara	9 Jun 13	ITA	3:25.71	Barcelona	1 Aug 10
		(Weldu, N. - Ghede, M. - Teshome, K. - Mohamed, R.)				(Bazzoni, C. - Milani, M. - Spacca, M. E. - Grenot, L.)	
ESA	3:48.24	San Salvador	6 Dec 02	IVB	3:37.62	La Habana	5 Jul 09
		(Quijano, V. - Hernández, K. - Quezada, A. - Martínez, A.)				(John, S. - Kelly, A. - Maloney, D. - Malone, Ch.)	
ESP	3:27.57	Tokyo	1 Sep 91	JAM	3:18.71	Daegu	3 Sep 11
		(Merino, J. - Lacambra, B. - Myers, S. - Ferrer, G.)				(Whyte, R. - Prendergast, D. - Williams-Mills, N. - Williams, S.)	
EST	3:36.82	Odense	24 Jun 07	JOR	4:01.28	Latakia	10 Sep 92
		(Duman, J. - Kiirats, K. - Uljas, E. - Mägi, M.)				(Da'abes, I. - Al - Majali, M. - Al - Matari, A. - Haddad, S.)	
ETH	3:36.85	Calabar	25 Jun 11	JPN	3:30.17	Osaka	1 Sep 07
						(Aoki, S. - Tanno, A. - Kubokura, S. - Kida, M.)	
FIJ	3:41.03	Apia	8 Sep 07	KAZ	3:30.03	Guangzhou	26 Nov 10
		(Odro, T. - Korowaqa, P. - Navukitu, A. - Batimala, M.)				(Maslenko, M. - Yalovtseva, V. - Matsko, M. - Tereshkova, O.)	
FIN	3:25.7a	Roma	8 Sep 74	KEN	3:28.94	Nairobi	12 Aug 87
		(Eklund, M. - Pursiainen, M. - L. - Wilmi, P. - Salin, R.)				(Shitandayi, G. - Wanjiru, F. - Kavaya, E. - Chepkurui, F.)	
FRA	3:22.34	Helsinki	14 Aug 94	KGZ	3:38.7	Tashkent	15 May 89
		(Landre, F. - Dorsile, V. - Élien, É. - Pérez, M. J.)				(Derevyankina, L. - Ship, L. - Sukhanova, I. - Bezayeva, E.)	
FSM	4:30.89	Susupe	28 Jun 06	KIR	4:48.3	Bairiki	10 Jul 09
		(Finas, A. - Ikelap, M. - Raynold, V. - Rimen, S.)				(Taburimai, M. - Martin, B. - Kaireiti, A. - Temaka, T.)	
GAB	3:54.8	Yaoundé	16 Jun 96	KOR	3:39.90	Incheon	2 Oct 14
		(Obone, G. - Azougou, F. - Obone, P. - Zangy, D.)				(Min Ji - Hyun - Oh Se - Ra - Park Mi - Jin - Jo Eun - Ju)	
GAM	4:05.53	Bakau	12 May 01	KOS	4:19.6	Mitrovicé	15 Sep 13
		(Manneh, A. - Jatta, O. - Colley, S. - Njie, A.)				(Shala, S. - Cakiqi, F. - Shala - Zhegrova, L. - Hajdini, R.)	
GBR	3:20.04	Osaka	2 Sep 07	KUW	4:42.99	Manama	9 Mar 13
		(Churuogu, C. - Okoro, M. - McConnell, L. - Sanders, N.)				(Al - Adwani, M. M. - Al - Farhane, M. J. - Kandarya, N. - Al - Farhane, N. F.)	
GBS	4:21.09	Bissau	3 Jun 07	LAO	4:09.19	Vientiane	18/20 Sep 14
GEO	3:39.4	Tbilisi	29 May 83	LAT	3:30.2	Moskva	30 Jul 75
		(Azarashvili, M. - Mikhelidse, O. - Abramova, L. - Onyashvili, Z.)				(Dundere, A. - Štíla, S. - Barkáne, I. - Klimovića, I.)	
GER	3:15.92	Erfurt	3 Jun 84	LBR	3:33.24	Porto Novo	1 Jul 12
		(Walther, G. - Busch, S. - Rüksam, D. - Koch, M.)				(Kutu - Akoi, Ph. - McIntosh, R. - Cooper, A. - Luogon, K.)	
GHA	3:35.55	Alger	27 Jul 78	LCA	3:58.70	Fort-de-France	21 Apr 14
		(Opoku, H. - Bakari, G. - Aidoo, G. - Afriyie, H.)				(Toussaint, St. - Leon, N. - Jules, St. - Hilton, T.)	
GIB	4:14.55	Mariehamn	27 Jun 91	LES	4:14.9	Maseru	6 Apr 90
		(White, L. - Morello, G. - Romero, S. - Mifsud, S.)					
GRE	3:26.33	Bydgoszcz	20 Jun 04	LIB	3:53.90	Jamhour	3 Aug 02
		(Kaidantzi, O. - Goudenouidi, H. - Boudá, C. - Halkiá, F.)				(Taslakian, G. - Saikaly, N. - Bejjani, R. - Hamze, M.)	
GRN	3:32.99	St George's	6 Jul 03	LTU	3:27.54	Moskva	22 Jun 83
		(George, K. - Bernard-Thomas, N. - Morain, J.-A. - Regis, H.-A.)				(Navickaitė, M. - Valiulienė, T. - Mendzarytė, A. - Ambrazienė, A.)	
GUA	3:53.83	La Habana	27 May 01	LUX	3:44.13	Baku	22 Jun 15
		(Rodríguez, R. - Oliveros, S. - Valenzuela, P. - Hurtado, A.)				(Krumlovsky, T. - Mathias, C. - Nobili, M. - Reuland, K.)	
GUI	4:08.16	Bamako	27 Dec 06	MAC†	4:05.61	Macao	4 Nov 05
						(Cheong Im Wa - Leong Ka Man - Cheng Ka I - Hoi Wai Kuan)	
GUM	4:11.33	Santa Rita	11 Jun 99	MAD	3:35.02	Antananarivo	5 Sep 97
		(Neilsen, C. - Posadas, A. - Perez - Stefy, T. - Baza, J.)				(Jonary - Razairimalala - Rahanitraniarana - Ratsimbazafy)	
GUY*	3:45.08	West Long Beach	14 Jun 08	MAR	3:37.48	Nice	14 Sep 13
		(DeCruise, Ashlynn - Pompey, A. - Corlette, A. - DeCruise, Ashley)				(Grioui, H. - Lambarki, H. - Lhabz, L. - Akkaoui, M.)	
HKG	3:50.29	Taipei	15 Jun 14	MAS	3:35.83	Singapore	17 Jun 93
		(Chua Yan Ching - Chan Yee Kee - Poon Han Wai - Lam Ho Yan)				(Shanti, R. - Singarayar, J. M. - Shanti, G. - Abdul Salam, R.)	
HON	4:14.3	Tegucigalpa	12 Jan 90	MAW	4:01.6	Zomba	29 Jun 13
		(Ávila, M. - Arriola, P. - Sierra, R. - Ochoa, D.)					
HUN	3:27.86	Moskva	1 Aug 80	MDA	3:35.9	Tbilisi	31 May 87
		(Orosz, I. - Forgács, J. - Szigeti - Tóth, E. - Pál, I.)				(Ivanova, T. - Dudina, N. - Bologan, A. - Glavenko, L.)	
INA	3:42.25	Jakarta	29 Sep 85	MDV	4:15.0	Malé	23 Apr 11
		(Maspatiella, H. - Wahjuni, I. - Lekransy, M. - Tahapary, E.)				(Hana, M. - Hilmy, S. I. - Mohamed, R. - Moosa, A. Z.)	
IND	3:26.89	Athína	27 Aug 04	MEX	3:27.14	Osaka	1 Sep 07
		(Kaur, R. - Beenamol, K. M. - Soman, C. - Kaur, M.)				(Rodríguez, Z. - Medina, G. - Vela, N. - Guevara, A.)	
IRI	3:56.03	Almaty	16 Sep 06	MGL†	4:01.0	Irkutsk	22 Aug 86
		(Toosi, M. - Poorseifi, M. - Farjam, Z. - Ebrahimi, L.)					
IRL	3:27.48	Daegu	2 Sep 11	MHL	5:02.28	Susupe	28 Jun 06
		(Andrews-Heffernan, M. - Cuddihy, J. - Bergin, C. - Carey, M.)				(Aimos, N. - Fisher, C. A. - Kabua, D. - Kabua, T.)	
IRQ	3:43.60	Aleppo	20 Sep 10	MKD	3:54.61	Istanbul	15 Sep 02
		(Al - Qaysi, A. H. - Mahmoud, Z. S. - Abdulrazzak, D. H. - Mahmoud Ieso, K.)				(Josifovska, I. - Dudic, K. - Matevska, A. - Blaževska, V.)	
				MLI	3:45.20	Bamako	13 Apr 08
						(Koita, Y. - Camara, K. - Gassama, R. - Traoré, D.)	

COUNTRY	MARK	VENUE	DATE	COUNTRY	MARK	VENUE	DATE
MLT	3:45.69	Marsa	7 Jun 03	SAM	4:09.88	Apia	15 Sep 83
	(Attard, C. - Spiteri, S. - Pace, C. - Blake, T.)				(Schwalger, F. - Peterson, K. - Keil, M. - ?)		
MNE	3:54.46	Beograd	5 Jul 92	SEN	3:28.02	Sydney	29 Sep 00
	(Tripković, S. - Drobnjak, D. - Perutović, J. - Srdanović, D.)				(Diop, A. - Diouf, M. T. - Diouf, A. - Thiam, A. M.)		
MOZ	3:47.6	Harare	3 Jul 05	SEY	3:52.38	Bambous	6 Sep 03
					(Larue, R. - Laporte, C. - Anacoura, B. - Hoareau, J.)		
MRI	3:39.92	Antananarivo	30 Aug 90	SIN	3:40.58	Singapore	11 Jun 15
	(Govinden, S. - Quirin, G. - Duvergé, C. - Seebaluck, S.)				(Piriyah, T. - Prasad, D. L. - Goh Chui Ling - Pereira, S. V.)		
MTN	4:52.4	Nouakchott	27 Jul 12	SKN	3:35.12	Atlanta	2 Aug 96
MYA	3:35.1	Yangon	30 Aug 05		(Prentice, B. - Francis, D. - Bass, V. - Wigley, T.)		
	(Yin Y. Khine - Myint M. Aye - Lai Lai Win - Kay Khine Lwin)			SLE	3:46.77	Ouagadougou	20 Jul 13
NAM	3:40.21	Nassau	3 May 15		(Konteh, M. - Turay, A. - Ansumana, R. - Suma, M.)		
	(Herunga, T. - Mayoya, G. - Kandovazu, M. - Klaasman, L.)			SLO*	3:34.77	Thessaloniki	18 Jun 06
NCA	3:52.49	Cd. de Panamá	19 Apr 10		(Langerhock, B. - Čeplak, J. - Puc, A. - Orešnik, S.)		
	(Narváes, I. - Aguilera, J. - Cuadra, K. - Romero, V.)			SMR	4:07.75	Nicosia	6 Jun 09
NED*	3:32.84	Braunschweig	22 Jun 14		(Maroncelli, S. - Rustignoli, B. - Pretelli, M. - Rossi, E.)		
	(Dopheide, M. - Voskamp, A. - van Leuveren, N. - Ghafoor, M.)			SOL	4:08.03	Apia	8 Sep 07
NEP	4:08.5	Kathmandu	20 Jan 14		(Taurikeni, J. - Fataea, J. - Flory, L. - Kwalea, P.)		
	(Chaudhary, S. - Rijal, P. - Karki, D. M. - Shrestha, B.)			SOM	4:12.76	Nairobi	11 Aug 87
NGR	3:21.04	Atlanta	3 Aug 96		(Jilalov, F. I. - Ahmed, H. A. - Adawe, M. A. - Abdi, J. I.)		
	(Afolabi, B. - Yusuf, F. - Opara, C. - Ogunkoya, F.)			SRB	3:35.36	Kavala	2 Jul 00
NIG	4:01.21	Bamako	18 May 13		(Đapčić, V. - Lojanica, T. - Miljković, J. - Savić, M.)		
	(Ibrahim, B. - Mahamadou, M. - Yabo, R. - Abdoulaye, B.)			SRI	3:35.42	Kathmandu	29 Sep 99
NMI	4:24.94	Koror	6 Aug 10		(Dharsha, D. - De Soysa, N. - Chandralatha, B. - Edirisinghe, S.)		
	(Wonenberg, J. - Bennett, Yve. - Rangamar, L. - Bennett, Yvo.)			STP	4:06.14	Lisboa	13 Jul 09
NOR	3:32.76	Tokyo	31 Aug 91		(Santo, G. - Quaresma, L. - Bonfim, C. - Leal, L.)		
	(Rugsveen, T. - Pettersen, L. - Riisnes, M. - Olsen, S.)			SUD	3:34.84	Alger	22 Jul 07
NRU	4:28.47	Nuku'alofa	30 Aug 89		(El Jack, N. - Omar, F. J. - Musa, H. R. - Jabir, M.)		
				SUI	3:28.52	Stuttgart	22 Aug 93
					(Burkart, H. - Zürcher - Scalabrín, R. - Brillante, M. - Lüthi, K.)		
NZL	3:34.62	Glasgow	1 Aug 14		(Bing, P. - Cull, B. - Ballantyne, Z. - Jones, L.)		
				SUR	4:00.5	Cayenne	28 Mar 10
OMA	4:30.09	Palembang	28 Sep 13		(Diko, G. - Clark, D. - Toemere, I. - v. d. Vloot, R.)		
	(Al - Alaoui, M. K. - Al - Habsi, S. S. - Al - Asmi, H. H. - Al - Yacoobi, B. A.)			SVK	3:35.03	Baku	22 Jun 15
PAK	3:44.81	Colombo	26 Aug 06		(Šalgovičová, S. - Štuková, A. - Bezeková, A. - Potalová, I.)		
	(Parveen, B. - Zahoor, S. - Ara, G. - Shafiqat, R.)			SWE	3:31.28	Gävle	19 Jun 05
PAN	3:49.75	San Pedro Sula	13 Dec 97		(Björkman, E. - Klüft, C. - Stuhmann, E. - Aruhn, L.)		
	(Sánchez, I. - Ruiz, Z. - Moreno, V. - Alcázar, R.)			SWZ	3:59.55	Gaborone	30 May 04
PAR	4:06.22	São Paulo	22 May 11				
	(Vera, N. - Fretes, N. - Amarilla, F. - Leguizamón, A.)			SYR	3:49.48	Damascus	13 Sep 04
PER	3:44.44	Lima	14 Jun 15		(Mohamed, G. - Al - Boza, F. - Mashadani, H. - Saleh, M. R.)		
	(Parra, D. - Meneses, C. - Copara, J. - Torres, M.)			TAN	3:53.7	Zanzibar	6 Jul 03
PHI	3:40.9	Manila	17 May 93		(John, L. - Japhet, P. - James, B. - Genatus, B.)		
	(Muros, E. - Balatulan, P. - Sinoro, R. - De Vega, L.)			TGA	3:59.75	Nuku'alofa	30 Aug 89
PLE	4:53.1	Latakia	19 Aug 92		(Makisi, M. - Tapu, T. - Tupou, T. - Aho, S.)		
	(Kabaoui, R. - Kabakali, M. - Samra, H. - Kantar, M.)			THA	3:33.16	Incheon	2 Oct 14
PLW	4:26.20	Suva	12 Jul 03		(Hoemhuk, P. - Eng Chuan, A. - Srimuang, K. - Yongphan, T.)		
	(Florencio, N. - Black, P. - Koshiba, P. - Mazo, A.)			TJK	3:46.2	Moskva	21 Jun 83
PNG	3:40.40	New Delhi	11 Oct 10		(Averyanova, V. - Tadzhiyeva, F. - Guz, O. - Gerus, T.)		
	(Barua, B. - Dell, S. - Philemon, H. - Wisil, T.)			TKM	3:41.49	Donetsk	7 Jul 89
POL	3:24.49	Helsinki	14 Aug 05		(Sergienko, N. - Oganessian, M. - Oganessian, L. - Zubkova, S.)		
	(Guzowska, A. - Bejnar, M. - Prokopek, G. - Jesieñ, A.)			TKS	4:47.5	Kew	04
POR	3:29.38	Barcelona	7 Aug 92		(Forbes, L. - Grey, K. - Gibson, C. - Monestine, S.)		
	(Moreira, M. - Coelho, E. - Amaral, E. - Jardim, L.)			TOG	3:57.55	Lomé	15 May 11
PRK	3:48.18	Bangkok	19 Dec 78				
	(Chang Geun - Ok - Chang Yong - Ae - Chung Dong - Sun - Kim Ok - Sun)			TPE	3:39.88	Jakarta	29 Sep 85
PUR	3:30.81	Edmonton	11 Aug 01		(Hsu Yi - Ling - Shen Su - Feng - Jen Fen - Ruu - Lai Lee - Chiao)		
	(Castro, M. - Harrison, Y. - Moya, S. - Ortiz, Y.)			TTO	3:30.64	Morelia	7 Jul 13
PYF	3:59.53	Nouméa	18 Dec 87		(Fermin, Sh. - McKnight, S. - Modeste, R. - Brooks, A.)		
	(Boyer, V. - Sanford, K. - Marraud, M. - L. - Ley, L.)			TUN	3:41.19	Radès	25 Jun 03
QAT	4:24.80	Amman	28 Aug 08		(Najeh, S. - Nakhli, A. - Chaouachi, M. - Benhassine, A.)		
	(Janardhanan, J. - Al - Abdullah, N. N. - Al - Meamari, A. M. - Sassani, F. M.)			TUR	3:29.40	Izmir	19 Jun 11
ROU	3:25.68	Paris	20 Jun 99		(Engin, B. - Aydin, M. - Redif, M. - Saka, P.)		
	(Ruicu, O. - Ripanu, A. - Barbu, A. - Tirlea, I.)			TUV	5:20.9	Vaitupu	8 Apr 11
RSA	3:30.12	Brazzaville	18 Jul 04	UAE	4:09.70	Muscat	15 Mar 15
	(Febbraio, S. - Schoeman, S. - Seyerling, H. - Wittstock, E.)						
RUS	3:18.38	Stuttgart	22 Aug 93	UGA	3:34.41	Nairobi	12 Aug 87
	(Ruzina, Y. - Alekseyeva, T. - Ponomaryova, M. - Privalova, I.)				(Kyakutema, F. - Adiru, E. - Nakiyingi, F. - Buzu, G)		
RWA	4:01.16	Alger	22 Jul 07	UKR	3:21.94	Kiev	17 Jul 86
	(Uwintije, E. - Nyabankazi, L. - Nyiraguhirwa, C. - Uwamahoro, J.)				(Dzhigalova, L. - Olizarenko, N. - Pinigina, M. - Vladykina, O.)		

COUNTRY	MARK	NAME	VENUE	DATE	COUNTRY	MARK	NAME	VENUE	DATE
URU	3:40.19	Manaus	30 Jun 91					
		(Justet, I. - Acerenza, S. - Abel, L. - Acerenza, C.)							
USA	3:15.51	Seoul	1 Oct 88					
		(Howard, D. - Dixon, D. - Brisco, V. - Griffith - Joyner, F.)							
UZB	3:33.07	Bangkok	18 May 00					
		(Vorobyeva, I. - Piskunova, Y. - Kremlyova, Y. - Senkina, N.)							
VAN	3:57.50	Pirae	24 Aug 95					
		(Daruhi, O. - Mermer, A. - Bice, O. - Kapalu, M. E.)							
VEN	3:34.30	Barquisimeto	22 Jun 03					
		(Álvares, W. - Alfonso, A. - García, Y. - Pacheco, E.)							
VIE	3:31.46	Singapore	11 Jun 15					
		(Ng. Thi Oanh - Ng. Thi Thuy - Quach Thi Lan - Ng. Thi Huyen)							
VIN	3:53.90	Port-of-Spain	13 Apr 98					
		(Nanton, S. - Richards, K. - Farrell, Y. - Lyttle, S.)							
YEM	4:27.52	Amman	11 Oct 08					
ZAM	3:33.69	Lusaka	27 Sep 14					
ZIM	3:46.98	Harare	2 Jun 96					

Superior indoor bests not ratified by federation as absolute records (‡)

AFG	4:53.96	Tehran	15 Feb 13
MAC	3:58.85	Macao	1 Nov 07
MGL	3:54.87	Macao	1 Nov 07

Notes (*)

GUY	<i>There are doubts as to the citizenship of the relay members.</i>			
	<i>Alternative best – 3:45.20 Fort-de-France 21 Apr 14</i>			
NED	<i>3:32.31 Eindhoven 28 Jun 98 – mixed race</i>			
SLO	<i>3:32.50 Milano 24 Jun 07 – annulled because of doping violation of Jolanda Ceplak</i>			



BEST NATIONAL PLACINGS

This section shows the best position achieved by each country in every IAAF World Championship event
Where possible the country of origin of athletes representing the former Czechoslovakia, USSR or Yugoslavian states is given

COUNTRY	POSITION	NAME	MARK	YEAR	COUNTRY	POSITION	NAME	MARK	YEAR
100 Metres					(GAM)	6h1	Jariatou George	12.46	1993
<i>For the purpose of this listing, the preliminary round of 2011 is counted as a heat (h) and the next round as a second round (q)</i>						6h2	Fatou Tiyanu	12.22	2009
AFG	6h3	Lima Azimi	18.37	2003	GBR	6s1	Jeannette Kwakye	11.48	2011
AHO	5h6	Evelyn Farrell	12.19	1983	GBS	7h6	Liovalia Lopes	13.43	2003
	5h5	Nadesca Sprockel	12.61	2003	GEO	4h4	Mariam Inashvili	12.64	2003
AIA	4h1	Shinelle Proctor	12.89	2011	GEQ	6h8	Mari Paz Mosanga Motanga	12.73	2003
AND	6h3	Montserrat Pujol	13.38	2001	GER	1	Marlies Göhr (GDR)	10.97	1983
ANG	8q4	Alda Paulo	13.02	2011		1	Silke Gladisch (GDR)	10.90	1987
ANT	6q3	Heather Samuel	11.51	1995		1	Kathrin Krabbe	10.99	1991
ARM	5h5	Ani Khachikyan	12.30	2009	GHA	6s2	Vida Anim	11.43	2009
ASA	6h8	Savannah Sanitua	14.23	2009	GRE	2	Katerina Thanou	10.91	2001
	6h4	Megan West	13.95	2011	GRN	5q1	Sherry Fletcher	11.32	2007
AUS	5s1	Kerry Johnson	11.38	1991	GUI	5h6	Aminata Konate	12.19	1991
AUT	6s2	Sabine Tröger	11.37	1993	GUM	8q1	Pollara Cobb	12.55	2011
BAH	2	Chandra Sturup	11.02	2003	HKG	5h5	Ka-Yi Ng	12.26	1987
BAN	5h2	Shamsunnahar Chumky	12.27	2003		5h8	Wan Kin Yee	12.27	2003
BAR	6h3	June Caddle	12.56	1983	INA	4h8	Serafi Anelies Unani	12.05	2009
	6h3	Joy-Ann Eli	12.42	1991	IRQ	7h2	Dana Abdulrazak Al-Khafaji	12.38	2009
BDI	7h3	Judith Nimpaye	14.65	1983	ISV	7q4	LaVerne Jones	11.51	2005
BEL	5	Kim Gevaert	11.05	2007	ITA	7s1	Manuela Levorato	11.50	2001
BEN	DNS/q1	Félicité Bada	-	1987	IVB	7s1	Tahesia Harrigan	11.34	2009
BIZ	7q1	Kaina Martínez	12.18	2011	JAM	1	Veronica Campbell	11.01	2007
BLR	8	Yuliya Nesterenko	11.13	2005		1	Shelly-Ann Fraser	10.73	2009
BRA	4s2	Ana da Silva	11.25	2013		1	Shelly-Ann Fraser-Pryce	10.71	2013
BRN	DQ/q3	Rakia Al-Gassra	(11.51)	2009	JOR	6h7	Rima Taha	13.00	2003
BUL	5	Aneliya Nuneva	11.09	1987		6h3	Basma Al-Eshosh	12.37	2005
BUR	5h3	Mariama Ouiminga	12.26	1991	JPN	8s3	Chisato Fukushima	11.59	2011
CAF	7h4	Denise Ouabangui	12.69	1991	KAZ	3q5	Olga Bludova	11.63	2011
	7h5	Marie-victoire Mbouh	13.25	2005	KIR	6h4	Kaitinano Mmemweata	13.80	2005
CAM	6h2	Sou Tit Linda	13.45	2005	KOR	6q6	Jeong Hye-Lim	11.88	2011
CAN	5	Angela Bailey	11.20	1983	LAO	6h7	Thoumphone Phommasanh	13.86	1995
CAY	6h2	Cydonie Mothersill	11.87	1997		6h6	Philaylack Sackpraseuth	13.42	2009
CGO	6h7	Judith Missengné	12.84	1987		6h1	Boudsadee Vongdala	13.56	2011
CHA	7h7	Florence Dernbert	13.01	2007	LBR	5q2	Phobay Kutu-Akoi	11.61	2011
CHN	5q1	Tian Yumei	11.52	1991	LES	8h3	Selloane Tsoaeli	13.29	2007
	5q4	Liu Xiaomei	11.37	1997	LTU	4q2	Agnė Eggerth	11.36	2003
CIV	2	Murielle Ahoure	10.93	2013	MAC	5h6	Cheong Im Wa	13.04	2005
CMR	5s1	Myriam Mani	11.26	2001	MAD	7q1	Lalao Ravaonirina	11.81	1991
COD	4h4	Maguy Safi Makanda	13.05	2011		7q4	Hanitriniana Rakotondrabe	11.46	1995
COK	8q3	Patricia Taea	12.63	2011		7q2	Hanitriniana Rakotondrabe	11.49	1997
COL	6q3	Yomara Hinestroza	11.57	2011	MAS	8q3	Shanti Govindasamy	11.89	1991
COM	7q6	Feta Ahamada	12.22	2011	MDV	6h8	Fathimath Fezleen	14.08	1991
CPV	7h4	Ismenia da Frederico	13.03	1993		6h2	Shamha Ahmed	12.27	2001
CRO	6h2	Rahela Markt	11.87	1995	MEX	5s1	Liliana Allen	11.13	1999
CUB	8	Liliana Allen	11.23	1993	MGL	4h1	Jatamsuren Odgoncimeg	12.26	1991
CYP	8s2	Eleni Artimata	11.49	2009	MKD	7q2	Ivana Rozman	12.44	2011
CZE	5h3	Hana Benesová	11.72	1993	MLI	7q2	Kadiatou Camara	11.73	2003
DEN	7q2	Dorthe Rasmussen	11.67	1983		7q7	Djénébou Dante	12.32	2011
DJI	9h5	Fathia Ali Bouraleh	14.14	2007	MLT	4q5	Diane Borg	12.22	2011
DMA	5q1	Hermin Joseph	11.44	1995	MNE	6h8	Milena Milišević	12.24	2007
DOM	8s2	Mariely Sánchez	11.41	2013	MNT	7h2	Lorraine Nanton	13.30	1987
ECU	4h6	Ángela Tenorio	11.53	2013	MOZ	7q4	Aneterica Quive	12.40	2011
ESP	7q4	Cristina Castro	11.71	1991	MRI	5h1	Jane Thondojee	12.36	1991
FIJ	7h5	Litiana Miller	14.23	1999	MTN	7h7	Aminatou Kamissoko	13.70	2003
FIN	6	Helinä Marjamaa	11.24	1983		7h4	Boukhou Camara	14.05	2011
FRA	3	Christine Arron	10.98	2005	NAM	6h8	Judith Boshoff	12.14	1995
FSM	6h6	Evangeleen Ikelap	13.51	2005	NCA	5h3	Irma Navarrete	12.93	2003
GAB	4s2	Ruddy Zang Milama	11.43	2011	NED	6s2	Nelli Cooman	11.21	1987
GAM	6h4	Amie Ndow	12.63	1983	NEP	5h1	Chandra Kala Thapa	13.17	2011
	6h2	Jabou Jawo	12.42	1991	NGR	5	Mary Onyali	11.05	1993
						5	Blessing Okagbare	11.12	2011

COUNTRY	POSITION	NAME	MARK	YEAR	COUNTRY	POSITION	NAME	MARK	YEAR
NIG	5h3	Nafissa Souleymane	12.74	2011	AIA	6h1	Rosanna Browne	24.80	1991
NMI	4h5	Yvonne Bennett	12.78	2011	ANG	5h3	Guilhermina da Cruz	25.16	1993
NOR	4s1	Ezinne Okparaebo	11.48	2011	ANT	7q4	Ruperta Charles	24.09	1983
NRU	5q5	Lovelite Detenamo	12.51	2011	ARG	6h5	Olga Conte	24.97	1991
NZL	8q4	Michelle Seymour	11.87	1991	AUS	7	Melinda Gainsford-Taylor	22.73	1997
	8q3	Michelle Seymour	11.79	1993		7	Lauren Hewitt	22.53	1999
PAK	5h7	Saira Fazal	12.75	2003	AUT	5q2	Sabine Tröger	23.17	1993
PAN	5h8	Rita Alcazar	12.49	1991		5q4	Karin Mayr-Krifka	23.30	2003
PER	6h6	Carmela Bolivar	12.31	1983	AZE	6h1	Yana Kolpakova	27.74	2003
PHI	8q2	Lydia de Vega	11.90	1983	BAH	1	Debbie Ferguson	22.52	2001
PLW	6h4	Peoria Koshiba	13.50	2001	BAN	8h3	Feroza Khatton	26.14	1991
	6h6	Ngerak Florencio	12.85	2003	BAR	6h1	Melissa Straker	23.45	1997
	6h4	Bella Reklai	13.75	2009		6h6	Jade Bailey	23.84	2009
PNG	4h2	Mae Koime	11.64	2007	BDI	7h5	Judith Nimpaye	30.25	1983
POL	5q1	Marta Jeschke	11.73	2011	BEL	7	Kim Gevaert	22.86	2005
POR	6q3	Lucrécia Jardim	11.50	1993	BEN	5s2	Fabienne Ferarez	23.29	2005
	6q4	Lucrécia Jardim	11.40	1997	BIZ	6h1	Marjorie Gentle	27.90	1983
PUR	3h3	Carol Rodríguez	11.64	2009	BLR	5	Natalya Safronnikova	22.98	2003
PYF	5h6	Marie-Jeanne Jerusalem	13.31	2011	BOL	8h1	Elizabeth Arteaga	26.11	1987
ROU	4q2	Andreea Ogrezeanu	11.47	2001	BRA	4s1	Ana da Silva	22.97	2011
RSA	6s1	Elinda Vorster	11.22	1993	BRN	DQ/s1	Rakia Al-Gassra	(23.26)	2009
RUS	3	Irina Privalova	10.96	1995	BUL	6	Aneliya Nuneva	22.68	1983
SAM	6h1	Tili Fata	13.31	1991	BUR	6q1	Mariama Ouiminga	25.23	1991
	6h6	Tiresa Paselio	14.36	1997	CAF	6h2	Denise Ouabangui	26.03	1991
SEN	7q1	Ndéye Binta Dia	11.60	1993	CAM	7h1	Chan Seyha	26.34	2011
SEY	6q2	Joanne Loutoy	12.35	2011	CAN	7	Angela Bailey	22.93	1983
SIN	6h1	Shieh Li Tan	12.40	1999	CAY	3	Cydonie Mothersill	22.88	2001
	6h1	Balpreet Kaur Purba	12.30	2009	CGO	6h7	Lasnet Nkouka	26.64	1993
SKN	5q4	Virgil Hodge	11.51	2009	CHA	5h7	Kaltouma Nadjina	26.15	1993
SLE	6h1	Alyson Caulker	12.33	1987	CHI	5h3	Isidora Jiménez	24.06	2013
	6h7	Fornieh Conteh	13.72	1991	CHN	7s1	Liu Xiaomei	23.03	1997
SLO	4s1	Merlene Ottey	11.26	2003	CIV	2	Murielle Ahoure	22.32	2013
SMR	7q3	Martina Pretelli	12.28	2011	CMR	6	Myriam Mani	23.15	2001
SOL	5h2	Pauline Kwalea	13.43	2005	COD	7h4	Mpoka Mokodi	27.21	1991
SRI	7q3	Susanthika Jayasinghe	11.76	1995	COL	6q3	Felipa Palacios	23.34	1997
STP	8q6	Gloria Diogo	12.46	2011	COM	7h5	Sittina Djabiri	30.88	1997
SUD	8h2	Abdelkarim Moutwakil	14.07	1987	CRC	5h2	Gabriela Patterson	24.37	2001
SWE	6q4	Lena Möller	11.75	1983	CUB	5s1	Roxana Diaz	23.12	2003
TCH	8q3	Radislava Soborová (CZE)	11.90	1983	CYP	8	Eleni Artimata	23.05	2009
TGA	6h5	Belinda Talakai	13.73	2011	CZE	6q1	Hana Benesová	23.34	1997
THA	5h5	Walapa Tangjittusorn	12.26	1983	DEN	5q1	Dorthe Rasmussen	23.61	1983
TJK	6q7	Vladislava Ovcharenko	12.24	2011	DMA	8q3	Hermin Joseph	24.13	1993
TKM	5h4	Svetlana Pessova	13.05	2003	DOM	5s2	Mariely Sánchez	23.05	2013
TKS	5h6	Judith Robinson	13.15	1987	ECU	DNS/h2	Ángela Tenorio	-	2013
TOG	6h6	Abith Comlan	13.21	1987	ESA	7h4	Karla Hernández	25.97	2003
TPE	6q1	Liao Ching-Hsien	12.16	2011	ESP	7h3	Julia Alba	23.73	1999
TTO	3	Kelly-Ann Baptiste	10.98	2011	FIJ	5h2	Vaciseva Tavaga	25.48	1991
TUR	6h8	Aksel Gürcan	11.82	1997	FIN	4s1	Johanna Manninen	23.11	2001
TUV	5h4	Asenati Manoa	13.92	2011	FRA	3	Muriel Hurtis	22.59	2003
UKR	1	Zhanna Pintusevich-Block	10.82	2001		3	Christine Arron	22.31	2005
URS	4	Irina Privalova (RUS)	11.16	1991	GAM	7h1	Jabou Jawo	25.50	1987
USA	1	Gail Devers	10.82	1993	GBR	3	Kathy Cook	22.37	1983
	1	Gwen Torrence	10.85	1995	GEO	5q4	Maya Azarashvili	23.33	1993
	1	Marion Jones	10.83	1997	GEQ	6h1	Ruth Mangue	28.89	1993
	1	Marion Jones	10.70	1999	GER	1	Marita Koch (GDR)	22.13	1983
	1	Torri Edwards	10.93	2003		1	Silke Gladisch (GDR)	21.74	1987
	1	Lauryn Williams	10.93	2005		1	Kathrin Krabbe	22.09	1991
	1	Carmelita Jeter	10.90	2011	GHA	6s1	Vida Anim	23.16	2003
UZB	DNS/s1	Lyubov Perepelova	-	2003	GRE	5s2	Katerína Kóffa	22.70	1997
VAN	5h8	Elis Lapenmal	13.11	2009	GRN	5s1	Sherry Fletcher	22.96	2007
	5h5	Susan Tama	13.29	2011	GUI	5h2	Koumba Kante	27.86	1983
VIE	5h4	Truong Hoang My Linh	12.02	1991	HUN	8q3	Ágnes Kozary	23.99	1991
VIN	6s2	Natasha Mayers	11.35	2001	INA	6h5	Rita Pattipeilohy	25.59	1993
YEM	9h6	Waseelah Fadhil Saad	14.31	2007	IRI	7h5	Maryam Toosi	24.17	2011
ZAM	7h1	Yvonne Nalishuwa	12.47	2013	IRL	5s3	Sarah Reilly	23.24	2001
ZIM	6q2	Winneth Dube	11.69	2003	IRQ	7h6	Dana Abdul Razak	24.57	2013
					ISR	8s2	Orit Kolodni	24.27	1991
					ISV	3s2	LaVerne Jones-Ferrette	22.74	2009
200 Metres					ITA	5s1	Manuela Levorato	23.13	2001
AHO	DNS/q3	Evelyne Farrell	-	1983					

COUNTRY	POSITION	NAME	MARK	YEAR	COUNTRY	POSITION	NAME	MARK	YEAR
HUN	7s1	Judit Forgács	52.74	1983	TOG	6h1	Sandrine Kangni-Thiébaud	52.50	2003
	7s2	Judit Forgács	52.99	1987	TPE	7h1	Hsu Pei-Chin	54.93	1995
	7s2	Barbara Petrährn	52.12	2007	TTO	DNS/h4	Adina Valdez	-	1987
IND	8s2	K. M. Beenamol	52.68	2001	TUR	6h3	Öznr Dursun	54.21	1995
IRL	4s1	Joanne Cuddihy	50.73	2007	UGA	5h2	Grace Birungi	53.92	1995
IRQ	6h2	Alaa Jassim	55.62	2011	UKR	4s1	Natalya Pygyda	51.61	2011
ISR	7s3	Anna Tkach	52.25	2003		4s3	Natalya Pygyda	51.02	2013
ISV	7q2	Iviechia Petrus	57.24	1983	URS	1	Olga Bryzgina (UKR)	49.38	1987
ITA	4s3	Libiana Grenot	50.85	2009	URU	DNS/q1	Margarita Grun	-	1983
	4s2	Marta Milani	51.86	2011	USA	1	Jearl Miles	49.82	1993
	4s2	Libiana Grenot	50.47	2013		1	Sanya Richards	49.00	2009
JAM	2	Sandie Richards	49.79	1997	UZB	7h1	Yelena Piskunova	55.44	1999
	2	Lorraine Fenton	49.88	2001	VAN	6h5	Mary Estelle Kapalu	56.06	1993
	2	Lorraine Fenton	49.43	2003	VEN	7h4	Eliana Pacheco	54.32	2003
	2	Shericka Williams	49.32	2009	VIN	6s2	Kineke Alexander	51.64	2013
JOR	7h6	Rania Al-Qebali	60.90	2009	YUG	6h5	Marina Filipović (SRB)	53.16	1997
JPN	8s1	Asami Tanno	51.81	2007	ZAM	7s3	Racheal Nachula	53.30	2011
KAZ	6h2	Svetlana Bodritskaya	53.74	1999					
	6h1	Marina Maslenko	54.38	2009	800 Metres				
KEN	7s3	Francisca Chepkurui	52.86	1987	ALB	4h3	Luiza Gega	2:03.21	2011
	7s2	Joy Zakari	52.69	2009	ALG	6s2	Nouria Mérah-Benida	2:01.08	1997
LBR	5h7	Grace-Ann Dinkins	53.25	1999	AND	7h1	Natalia Gallego	2:13.46	2007
LCA	DNS/q1	Cornelia Baptiste	-	1983		7h4	Natalia Gallego	2:18.75	2009
LIB	5h1	Greta Taslakian	57.06	2001	ANG	7h2	Lilian Silva	2:09.17	2007
LTU	8s2	Agne Šerkšniene	52.48	2013	ANT	9h3	Janili Williams	2:15.04	2001
MAC	8h3	Hoi Wai Kuan	60.75	2003	AUS	7s1	Tamsyn Lewis	2:03.16	2001
MAD	DNS/h5	Ony Paule Ratsimbazafy	-	1999	AUT	2	Stephanie Graf	1:57.20	2001
MAS	4h4	Josephine Mary Singarayar	54.56	1987	BEL	8s1	Sandra Stals	2:09.22	1999
MAW	7h4	Ambwene Simukonda	54.81	2011	BER	8s2	Jennifer Bean	2:21.93	1983
MDA	5h4	Yana Burtasenkova	53.12	1993	BLR	6	Svetlana Usovich	1:58.92	2007
MDV	7h2	Aminath Nasheeda	67.87	1993	BRA	5s1	Luciana Mendes	1:59.45	1997
MEX	1	Ana Guevara	48.89	2003	BUL	6s2	Totka Petrova	2:01.32	1983
MKD	DQ/h2	Verica Dimitrovska	(57.09)	2001	CAF	7h6	Mireille Derebona	2:30.08	2007
MLI	DNS/q4	Fatallmoudou Toure	-	1983	CAN	5	Diane Combins	1:59.49	2001
MTN	DQ/h2	Khoury Keita	-	2009	CGO	6h1	Leontine Tsiba	2:07.34	1997
MYA	7h1	Phyo Thet Khin	60.35	2009	CHN	6	Liu Li	2:04.45	1993
NAM	7s1	Tjipekapora Herunga	52.28	2013	CIV	8s1	Celestine Ndrin	2:08.14	1983
NCA	7h5	Maritza Figueroa	57.64	1999	COD	6h1	Kungu Bakombo	2:19.68	1983
NGR	4	Fallilat Ogunkoya	50.03	1999	COK	5h1	Attina Sawtell	2:18.22	1983
NIG	6h3	Zeinabou Jean Wali	65.03	1991	COL	4s1	Rosibel García	2:00.79	2011
NOR	8s2	Sølvi Olsen	53.63	1991	COM	6h3	Soifiya Mohamed	2:55.64	1983
NZL	6h5	Jane Arnot	52.57	2001	CUB	1	Ana Quirot	1:56.11	1995
PAK	5h4	Rozina Shafqat	60.72	2009		1	Ana Quirot	1:57.14	1997
PAN	7q3	Irina Ambulo	58.33	1983		1	Zulia Galatayú	1:58.82	2005
PAR	8h4	Graciela von Schmeling	57.37	1991	CYP	DNS/h3	Andri Avraam	-	1987
PNG	6q2	Elanga Buala	56.96	1983	CZE	1	Ludmila Formanová	1:56.68	1999
POL	6s2	Grażyna Prokopek	51.89	2003	DEN	7s2	Tina Krebs	2:02.19	1983
POR	8q3	Carmo Tavares	52.86	1999	DJI	8h2	Markabo Djama Liban	2:50.95	2005
ROU	4s1	Bianca Razor	51.49	2013		8h2	Zourah Ali	2:36.36	2011
RSA	4s2	Heide Seyerfling	50.87	2001	DMA	6h3	Dawn Sewer-Williams	2:03.35	1997
RUS	3	Antonina Krivoschapka	49.71	2009	ESP	3	Maite Martínez	1:57.62	2007
	3	Anastasiya Kapachinskaya	50.24	2011	ETH	3s3	Fantu Magiso	1:59.17	1991
	3	Antonina Krivoschapka	49.78	2013	FIJ	7h4	Karolina Tanono	2:15.12	2013
RWA	8h3	Donata Mutegwamaso	60.04	1999	FIN	4h1	Satu Jääskeläinen	2:03.66	1993
SAM	7h5	Vanessa Barlow	61.53	1987	FRA	4	Patricia Djaté	1:57.04	1995
SEN	1	Amy Mbacké Thiam	49.86	2001	GAB	8h1	Mariyse Nsourou	2:14.47	2005
SKN	5s1	Tiandra Ponteen	51.88	2005	GAM	7h2	Adama Njie	2:13.50	1997
SOL	DNS/h3	Florence Gaza	-	1983	GBR	2	Kelly Holmes	2:00.18	2003
SRI	6s1	Damayanthi Dharsha	51.83	2001	GBS	8h2	Alberta Cape	2:19.79	1999
SUD	4s1	Nawal El Jack	51.85	2005	GEQ	8h1	Emilia Mikue Ondo	2:15.72	2007
SUI	DNS/q3	Martha Grossenbacher	-	1991	GER	1	Sigrun Wodars (GDR)	1:55.26	1987
SWE	5s1	Moa Hjelmel	52.35	2011	GHA	7	Akosua Serwah	2:03.24	2003
SWZ	8h2	Phumlile Ndzinisa	56.36	2013	GRE	5h2	Theoni Kostopoulou	2:07.32	1997
SYR	DNS/q2	Hala El-Moughrabi	-	1983	GRN	4h1	Neisha Bernard-Thomas	2:04.55	2009
TAN	6q3	Leticia Athanas	56.92	1983	GUI	8h2	Fanta Camara	2:20.78	1995
TCH	1	Jarmila Kratochvílová (CZE)	47.99	1983	GUM	7h5	Nicole Layson	2:36.14	2007
THA	4h3	Noodang Phimphoo	54.01	1993	GUY	6s2	Marian Burnett	2:02.75	2009
TKM	DQ/h1	Alena Petrova	(53.60)	2001	HUN	6s3	Judit Varga	2:02.20	2003
TKS	DQ/h3	Sharmaine Williams	-	1991	IND	6s2	Tintu Luka	2:00.95	2011

COUNTRY	POSITION	NAME	MARK	YEAR	COUNTRY	POSITION	NAME	MARK	YEAR
IRL	6h4	Ashling Molloy	2:02.31	1991	UGA	5s1	Annet Negesa	2:01.51	2011
	6h4	Ashling Molloy	2:04.15	1995	UKR	4	Yuliya Krevsun	1:58.00	2009
ITA	6	Elisa Cusma	1:58.81	2009	URS	1	Liliya Nuritdinova (RUS)	1:57.50	1991
JAM	6	Kenia Sinclair	1:58.66	2011	URU	7h2	Marcela Burutovich	2:10.21	2005
JOR	7h4	Khadeeja Al-Matari	2:28.72	1983	USA	3	Brenda Martinez	1:57.91	2013
	7h2	Alia Al-Matari	2:15.23	1993	VIE	6h4	Be Thi Trinh	2:17.54	1983
JPN	6h2	Miho Sugimori	2:02.82	2005	YUG	8	Slobodanka Čolović (CRO)	2:02.09	1987
KAZ	8s2	Svetlana Badrankova	2:02.24	2001	ZAM	6h1	Ausa Mwendachabe	2:07.06	1987
KEN	1	Janeth Jepkosgei	1:56.04	2007		6h6	Elizet Banda	2:09.90	2007
	1	Eunice Sum	1:57.38	2013	ZIM	4h1	Julia Sakara	2:03.55	1997
KGZ	6h4	Tatyana Borisova	2:05.31	2003	1500 Metres				
KOR	7h2	Huh Yeon-Jung	2:08.05	2011	ALB	12s1	Luiza Gega	4:08.79	2013
LBR	7h3	Fatimoh Muhammed	2:07.28	2007	ALG	1	Hassiba Boulmerka	4:02.21	1991
LES	6h3	Puseletso Monkoe	2:22.29	1987		1	Hassiba Boulmerka	4:02.42	1995
	6h2	Angelina Pitso	2:24.63	1991	ANG	10h2	Rosa Albama Saul	4:20.99	2003
LIB	7h4	Mina El-Jas Zeina	2:15.75	1987	ASA	11h2	Georgine Tomisato	5:49.52	1987
	7h3	Natalia Al-Farran	2:18.11	1997	AUS	7	Zoe Buckman	4:05.77	2013
LTU	5h2	Irina Krakoviak	2:04.26	2009	AUT	6	Theresia Kiesl	4:08.04	1993
	5h1	Eglė Balčiūnaitė	2:02.88	2011	BDI	11h1	Lamberte Nyabamkazi	4:31.11	2001
MAD	6h3	Eliane Saholinirina	2:06.57	2007	BEL	8s1	Veerle Dejaeghere	4:15.70	2001
MAR	2	Hasna Benhassi	1:59.42	2005	BLR	7	Alesya Turova	4:07.25	2001
	2	Hasna Benhassi	1:56.99	2007	BRA	9h3	Soraya Telles	4:18.67	1993
MDA	3h1	Olga Cristea	2:03.99	2009	BRN	1	Maryam Jamal	3:58.75	2007
MDV	7h1	Yaznee Nasheeda	2:34.18	1995		1	Maryam Jamal	4:03.74	2009
	7h4	Yaznee Nasheeda	2:36.18	1997	BUL	3	Daniela Yordanova	4:00.82	2007
	7h3	Aishath Reesha	2:28.00	2009	CAN	4	Angela Chalmers	4:04.74	1995
MGL	9h2	Uyanga Khaynkhirvaa	2:27.96	2003	CHA	13h3	Rosalie Gangue	4:54.41	1991
MLI	7h1	Nana-Kadidia Thera	2:30.77	1991	CHN	1	Liu Dong	4:00.50	1993
MLT	4h4	Tanya Blake	2:04.61	2003	COD	9h1	Kungu Bakombo	4:54.12	1983
MNT	8h5	Sylene Blake	2:51.71	1991	COL	12h1	Rosibel García	4:15.38	2013
MOZ	1	Maria Mutola	1:55.43	1993	CPV	12h3	Sonia Lopes	5:13.80	2001
	1	Maria Mutola	1:57.17	2001	CRC	9h1	Gabriela Traña	4:32.58	2003
	1	Maria Mutola	1:59.89	2003	CZE	6	Andrea Suldesová	4:06.33	1997
MRI	5h6	Anabelle Lascar	2:06.53	2009	DEN	6h1	Bettina Andersen	4:09.75	1993
MYA	5h3	Myint Myint Aye	2:08.50	2005	DJI	10h1	Roda Ali Wais	5:10.16	2003
NAM	5s2	Agnes Samaria	2:00.13	2005	DMA	DNS/h1	Dawn Williams	-	1991
NED	6	Ellen van Langen	1:58.98	1995	ESA	7h1	Krisja García	4:40.21	1983
NZL	6	Toni Hodgkinson	2:00.40	1997	ESP	3	Natalia Rodríguez	4:05.87	2011
PAK	8h4	Gulnaz Ara	2:13.87	2005	ETH	3	Kutre Dulecha	4:00.96	1999
PER	8h3	Mariela Álvarez	2:09.43	2001	FIJ	DNS/h2	Karolina Tanono	-	1993
PLE	7h5	Wisam Abu Bekheet	2:29.86	2003	FIN	6h3	Marjo-Riitta Lakka	4:22.33	1983
PNG	7h5	Salome Dell	2:08.22	2009	FRA	3	Bouchra Ghezielle	4:02.45	2005
POL	3s3	Anna Rostkowska	2:01.40	2009	GBR	2	Kelly Holmes	4:03.04	1995
POR	5h1	Carla Sacramento	2:03.74	1993		2	Lisa Dobriskey	4:03.75	2009
PUR	5h3	Angelita Olivera	2:04.59	1987		2	Hannah England	4:05.68	2011
ROU	3	Ella Kovacs	1:57.58	1991	GER	2	Hildegard Körner (GDR)	3:58.67	1987
	3	Ella Kovacs	1:57.92	1993	GRE	6h3	Irina Theodoridou	4:11.14	1991
RSA	1	Caster Semenya	1:55.45	2009	HUN	8s1	Judit Varga	4:06.64	2003
RUS	1	Mariya Savinova	1:55.87	2011	IRL	2	Sonia O'Sullivan	4:03.48	1993
RWA	7h3	Laurence Niyonsaba	2:12.52	1993	ITA	7	Gabriella Dorio	4:04.73	1983
SIN	7h3	Cheong Tsui Fong	2:19.35	1995	JAM	10	Yvonne Graham	4:08.01	1995
SLO	5	Brigita Langerholc	1:58.52	2007		10	Mardrea Hyman	4:12.48	2001
SMR	7h5	Monica Randi	2:16.00	1997	JOR	8h3	Khadeeja Al-Matari	5:01.83	1983
STP	5h2	Maria Lomba	2:21.90	1983	JPN	9h2	Harumi Hiroyama	4:19.67	1993
SUD	7h5	Tamador Ismail	2:41.51	1993	KEN	3	Hellen Obiri	4:03.86	2013
	7h5	Rita Martin	2:43.22	1995	KGZ	11h2	Lyudmila Derevyankina	4:28.39	1993
	7h1	Abok Shol	2:16.74	1997	LES	12h2	Angelina Pires	4:42.79	1991
SUI	7s2	Anita Brägger	2:02.22	2001	LIB	DNS/h2	Natalia Al-Farran	-	1997
	7s3	Anita Brägger	2:02.34	2003	LTU	11	Irina Krakoviak	4:08.18	2005
SUR	2	Letitia Vriesde	1:56.68	1995	MAD	12h1	Eliane Saholinirina	4:16.63	2009
SVK	3s1	Lucia Klocová	1:58.62	2007		12h2	Eliane Saholinirina	4:18.04	2013
SWE	6s1	Jill McCabe	2:01.91	1983	MAR	4	Mariam Alaoui Selsouli	4:01.52	2007
SYR	4h3	Hala el Moughrabi	2:15.37	1983		4	Btissam Lakhoud	4:06.18	2011
TAN	6s1	Lwiza John	2:01.92	1999	MAW	7h2	Vivian Pearson	5:03.70	1983
TCH	1	Jarmila Kratochvílová (CZE)	1:54.68	1983	MDV	12h1	Aishath Reesha	5:45.25	2007
TKS	7h4	Sharmaine Williams	3:00.97	1991	MGL	DNS/h1	Sukhbaatar Erdenetuya	-	1999
TOG	7h1	Ablavi Agbenyeye	2:23.19	1993	MKD	9h3	Daniela Kuleska	4:29.65	2003
TUN	5h3	Abir Nakhli	2:04.43	2003	MNE	12h3	Sladana Perunović	4:28.67	2009
TUR	5h1	Öznur Dursun	2:04.62	1997					

COUNTRY	POSITION	NAME	MARK	YEAR	COUNTRY	POSITION	NAME	MARK	YEAR
HKG	18h2	Chan Man-Yee	16:16.06	2001	(ETH)	1	Derartu Tulu	31:48.81	2001
HON	16h2	Lilian Claber Argereta	20:17.90	2003		1	Berhane Adere	30:04.18	2003
HUN	13	Krisztina Papp	15:20.36	2009		1	Tirunesh Dibaba	30:24.02	2005
IND	10h1	Sunita Rani	15:41.81	1999		1	Tirunesh Dibaba	31:55.41	2007
IRL	1	Sonia O'Sullivan	14:46.47	1995		1	Tirunesh Dibaba	30:43.35	2013
IRQ	DNS/h1	Maysa Matrood	-	1997	FIN	9	Annemari Sandell	31:54.29	1995
ISL	13h1	Martha Ernstdóttir	16:05.33	1995	FRA	8	Yamna Belkacem	32:09.21	2001
ITA	2	Roberta Brunet	14:58.29	1997	GBR	1	Liz McColgan	31:14.31	1991
JPN	8	Harumi Hiroyama	15:21.19	1997	GEQ	14h1	Esperranza Obono Elá	45:13.69	1997
KEN	1	Vivian Cheruiyot	14:57.97	2009	GER	3	Kathrin Ullrich (GDR)	31:11.34	1987
	1	Vivian Cheruiyot	14:55.36	2011	GRE	16	Hrysotomia Iakovou	32:31.46	2001
KGZ	9h2	Viktoriya Poliudina	16:32.68	2011	GUA	20h1	Aura Morales	36:06.02	1993
LAT	14h2	Jelena Celnova	16:27.63	1997	GUY	DNF/h2	Beverly Lord	-	1987
LTU	15h2	Inga Juodeskienė	15:48.13	2001	HUN	16	Krisztina Papp	32:56.02	2011
MAR	2	Zahra Ouaziz	14:43.15	1999	IRL	DNF	Catherine McKiernan	-	1993
MAW	10h1	Miriam Thole	17:12.21	2009	IRQ	16h2	Maysa Matrood	35:44.93	1997
MEX	6h1	Adriana Fernández	15:37.79	1999	ISL	15h2	Martha Ernstdóttir	34:29.55	1995
MGL	20h2	Sukhbaatar Erdenetuya	18:47.34	1999	ITA	4	Maria Guida	31:27.82	1995
MLT	19h2	Giselle Camilleri	17:18.31	1999	JPN	3	Masako Chiba	31:41.93	1997
NCA	21h1	Martha Portobanco	19:08.44	1997	KEN	1	Sally Barsosio	31:32.92	1999
NED	8	Susan Kuijken	15:14.70	2013		1	Linet Masai	30:51.24	2007
NOR	13	Susanne Wigene	15:00.23	2005		1	Vivian Cheruiyot	30:48.98	2011
	13	Karoline Grovdal	15:48.87	2013	LAT	10	Jelena Prokopchuka	31:06.14	2003
NZL	DNF/h2	Anne Hare	-	1997	LTU	23	Inga Juodeskienė	33:11.60	2001
PER	9h1	Inés Melchor	16:00.83	2009	LUX	15h1	Danièle Kaber	34:24.52	1987
PLE	DNF/h1	Jolanta Alendi	-	1999	MAR	7	Asmae Leghzaoui	32:06.35	2001
	DNF/h2	Wisam Abu Bekheet	-	2001	MAS	18h1	Palaniappan Jayanthi	33:56.72	1993
POL	14	Dominika Nowakowska	15:58.26	2013	MEX	11	Nora Rocha	32:34.58	1997
POR	2	Fernanda Ribeiro	14:48.54	1995		11	Marisol Romero	32:16.36	2003
ROU	1	Gabriela Szabo	14:57.68	1997	MGL	19h2	Tevdenshigmed Enh-Od	40:32.86	1993
	1	Gabriela Szabo	14:41.82	1999	MLT	16h1	Carol Galea	35:30.84	1995
RSA	8	Gwen Griffiths	15:08.05	1995	NED	4	Lornah Kiplagat	30:12.53	2003
RUS	1	Olga Yegorova	15:03.39	2001	NOR	1	Ingrid Kristiansen	31:05.85	1987
RWA	12h2	Angeline Nyiransabimana	15:53.23	2007	NZL	5	Kim Smith	32:06.89	2007
SLO	11h2	Helena Javornik	15:28.41	1999	PER	17h2	Marilu Salazar	34:58.62	1993
SUI	12h3	Ursula Jeitzinger	16:12.57	1995	POL	15	Karolina Jarzyska	32:54.15	2013
SWE	9	Sara Wedlund	15:08.38	1995	POR	1	Fernanda Ribeiro	31:04.99	1995
TAN	6	Zakia Mohamed	14:43.87	2005	ROU	5	Mihaela Botezan	32:03.46	2001
TOG	20h1	Zalia Aliou	18:34.45	1997	RSA	5	Elana Meyer	31:31.96	1995
TUR	5	Ebru Kavaklioglu	14:51.69	1999	RUS	5	Alla Zhilyayeva	30:23.07	2003
	5	Elvan Abeylegesse	14:53.56	2003	RWA	13h2	Marciana Mukamurenzi	32:33.27	1991
	5	Elvan Abeylegesse	15:00.88	2007	SIN	13h1	Yvonne Danson	37:19.51	1997
UAE	8h1	Bethlem Desalegn	16:13.27	2013	SLO	18	Helena Javornik	32:01.57	2003
UGA	15h2	Dorcus Inzikuru	16:00.99	2003	SRB	DNS	Olivera Jevtić	-	2009
UKR	12h1	Tamara Koba	15:53.67	1995	SUI	11	Martine Oppliger	32:07.49	1987
	12h1	Maryna Dubrova	16:01.88	2005	SWE	14h1	Midde Hamrin	34:10.36	1987
USA	6	Molly Huddle	15:05.73	2013	SWZ	23	Priscilla Mamba	38:45.18	1999
YUG	9h2	Olivera Jevtić (SRB)	15:43.76	1997	TAN	13	Restituta Joseph	32:20.26	1999
ZAM	15h2	Miriam Kaumba	16:10.70	2005	TJK	18h2	Guylsara Dadabayeva	39:30.28	1993
ZIM	13h1	Samukeliso Moyo	15:50.97	1999	TUR	2	Elvan Abeylegesse	31:59.40	2007
					UGA	16	Juliet Chekwel	32:57.02	2013
					UKR	17	Natalya Berkut	32:32.68	2001
					URS	2	Yelena Zhupiyova (UKR)	31:09.40	1987
					USA	3	Kara Goucher	32:02.05	2007
					YUG	10	Olivera Jevtić (SRB)	31:57.67	1999
					ZIM	13h1	Julia Sakara	33:20.16	1993
10,000 Metres									
ARG	22h2	Griselda González	34:16.26	1991					
AUS	8	Benita Johnson	30:37.68	2003					
BEL	9	Marleen Renders	31:51.21	1999					
BLR	DNF	Olga Kravtsova	-	2007					
BRA	11	Carmen de Oliveira	31:47.76	1993					
BRN	6	Shitaye Eshete	31:21.57	2011					
	6	Shitaye Eshete	31:13.79	2013					
CAF	16h2	Virginie Gloum	40:07.49	1995					
CAN	16	Nancy Tinari-Rooks	32:31.55	1987					
CAY	15h2	Michelle Bush	35:30.96	1987					
CHI	16h1	Monica Regonessi	34:57.64	1987					
CHN	1	Wang Junxia	30:49.30	1993					
CRC	22h2	Vilma Sanchez	35:06.98	1991					
DEN	23	Gitte Karlshøj	33:58.58	1993					
ECU	24	María Paredes	35:44.52	2001					
ESP	8	Teresa Recio	31:43.80	1999					
ETH	1	Gete Wami	30:24.56	1999					
Marathon									
ALG	16	Souad Aït Salem	2:35:29	2007					
ARG	36	Karina Córdoba	2:51:07	2013					
ARM	47	Alexa Babakhanian	2:56:57	2001					
ARU	21	Lia Melis	2:58:18	1991					
AUS	11	Jessica Trengove	2:37:11	2013					
BEL	15	Agnes Pardaens	2:39:52	1987					
BIH	DNF	Luciah Kimani	-	2007					
	DNF	Luciah Kimani	-	2011					
BIZ	57	Melissa Henderson	3:52:35	2007					
BLR	5	Madina Biktagirova	2:34:36	1993					
BRA	42	Adriana da Silva	2:40:54	2009					

COUNTRY	POSITION	NAME	MARK	YEAR	COUNTRY	POSITION	NAME	MARK	YEAR
GRE	7s2	Hristina Hantzi-Neag	57.11	2005	ARG	16q	Solange Witteveen	1.92	1997
	7s2	Fani Halkiá	56.58	2007	AUS	9	Vanessa Browne	1.88	1983
HUN	5s2	Judit Szekeres	54.86	1999	AUT	3	Sigrid Kirchmann	1.97	1993
IND	6s2	PT Usha	55.89	1987	BEL	6	Tia Hellebaut	1.93	2005
IRL	4	Mary Appleby	56.51	1980	BLR	5	Tatyana Shevchik	1.96	1995
ISL	5s2	Gudrún Arnardóttir	54.93	1997	BRA	=13q	Orlane dos Santos	1.86	1991
ISR	7h2	Olga Dogadedko	57.23	1999	BUL	1	Stefka Kostadinova	2.09	1987
ITA	3s2	Benedetta Ceccarelli	55.41	2005		1	Stefka Kostadinova	2.01	1995
JAM	1	Melaine Walker	52.42	2009	BUR	21q	Irene Tiedrebéogo	1.89	1999
JPN	7s2	Satomi Kubokura	56.87	2011	CAN	6	Debbie Brill	1.88	1983
KAZ	8	Natalya Torshina	55.78	1993	CHN	=6	Zheng Xingjuan	1.93	2011
	8	Natalya Torshina	56.75	1995	CIV	21q	Lucienne Ndabamba	1.79	1991
KEN	7s1	Rose Tata Muya	57.65	1987	COL	=23q	Catherine Iburgüen	1.84	2005
KOR	8h5	Son Kyeong-Mi	60.21	2011	CRO	1	Blanka Vlašić	2.05	2007
LAT	6s2	Ieva Zunda	56.66	2009		1	Blanka Vlašić	2.04	2009
LBR	6h3	Kou Luogon	57.70	2009	CUB	1	Ioamnet Quintero	1.99	1993
LIB	8h2	Diala El-Chab	62.90	2003	CZE	=4	Zuzana Hlavonová	1.96	1999
MAD	7h2	Olga Razanamalala	57.25	2011	DEN	12	Pia Zinck	1.90	1997
MAR	1	Nezha Bidouane	52.97	1997	DOM	8	Juana Rosario Arrendel	1.95	2003
	1	Nezha Bidouane	53.34	2001	ESP	=3	Ruth Beitía	1.97	2013
MAS	6h4	Norasheela Khalid	59.12	2001	EST	12	Anna Iljuštšenko	1.89	2011
MDA	DNS/h5	Yana Burtasenkova	-	1993	FIN	=12	Minna Vehmasto	1.84	1983
MEX	7h4	Alejandra Quintanar	60.04	1993	FRA	=7	Melanie Skotnik	1.94	2007
NCA	6h2	Jessica Aguilera	64.43	2005	GBR	=13q	Debbie Marti	1.86	1991
NED	DNS/final	Olga Commandeur	-	1980		=13q	Susan Jones	1.88	2001
NGR	5s2	Omolade Akinremi	57.07	1995	GER	1	Heike Henkel	2.05	1991
	5s2	Joke Odumusu	56.41	2011	GRE	=13q	Adonia Steryiou	1.92	2009
NOR	6	Hilde Fredriksen	56.85	1980	GUY	=20q	Najuma Fletcher	1.90	1995
NZL	5h3	Lynnette Massey	57.55	1991	HUN	=7	Dóra Györfly	1.90	2001
	5h1	Rebecca Wardell	56.51	2003	IRL	=6	Deirdre Ryan	1.93	2011
PAK	8h1	Nadia Nazir	64.76	2007	ISL	=22q	Thordis Gislidóttir	1.80	1987
PAN	6h3	Velveth Moreno	63.55	2003	ISR	=16q	Ma'ayanit Foreman	1.88	2013
PHI	7h1	Elma Muros	59.90	1991	ITA	=2	Antonietta Di Martino	2.03	2007
POL	3	Anna Jesień	53.92	2007	JPN	=13q	Megumi Sato	1.88	1987
POR	8s3	Vera Barbosa	57.70	2011	KAZ	=7	Marina Aitova	1.94	2007
PUR	7s2	Yvonne Harrison	56.70	2001	KGZ	=32q	Tatyana Yefimenko	1.80	1999
ROU	4	Ionela Tirlea	54.41	2003	KOR	=17q	Kim Hee-Sun	1.88	1987
RSA	8	Surita Febbraio	55.90	2003	LAT	8	Valentina Gotovska	1.91	1993
RUS	1	Yuliya Pechonkina	52.90	2005	LCA	11	Levern Spencer	1.89	2013
SEN	5s1	Tacko Diouf	55.17	1999	LTU	=8	Nelė Žilinskienė	1.93	1995
SEY	7h4	Miranda Francourt	65.92	1991	MDA	=19q	Olga Bolshova	1.89	1999
SRI	6h1	Christine Merrill	57.05	2011	MEX	19q	Romary Rifka	1.88	2007
STP	7h2	Inicia Fonseca	61.39	1997	MNE	27q	Marija Vuković	1.80	2011
SUD	6s3	Mona Jabir Ahmed	55.65	2007	NAM	36q	Ora Venter	1.75	1993
SUI	6	Anita Protti	54.25	1991	NGR	=8	Doreen Amata	1.93	2011
SWE	6	Ann-Louise Skoglund	54.80	1983	NOR	1	Hanne Haugland	1.99	1997
TCH	7s2	Anna Filicková (CZE)	57.64	1983	NZL	=22q	Tania Murray	1.79	1991
THA	6h5	Rewadee Srithoa	58.74	1991	POL	4	Beata Holub	1.96	1991
TJK	4h2	Shanna Sokolova	63.16	1995	ROU	=4	Alina Astafei	1.94	1993
TKM	8h3	Merjen Ishangulyyeva	60.75	2009	RSA	1	Hestrie Cloete	2.00	2001
TPE	5h1	Lai Li-Chiao	61.01	1980		1	Hestrie Cloete	2.06	2003
TTO	3	Josanne Lucas	53.20	2009	RUS	1	Anna Chicherova	2.03	2011
TUR	5h4	Nagihan Karadere	56.76	2011		1	Svetlana Shkolina	2.03	2013
UGA	5h2	Ruth Kyalisima	57.58	1983	SKN	NH/q	Vermilita Philipp	-	1991
UKR	4	Tatyana Tereshchuk	53.81	1997	SLO	=7	Britta Bilač	1.93	1997
	4	Hanna Titimets	54.72	2013	SUI	13q	Sieglinde Cadusch	1.93	1995
URS	1	Yekaterina Fesenko (RUS)	54.14	1983	SVK	22q	Alica Javad	1.90	1995
	1	Tatyana Ledovskaya (BLR)	53.11	1991	SWE	1	Kajsa Bergqvist	2.02	2005
URU	7h2	Jessica Miller	61.03	2003	TCH	9	Sárka Nováková (CZE)	1.90	1991
	7h4	Déborah Rodríguez	59.52	2011	THA	22q	Wanida Boonwan	1.85	2011
USA	1	Kim Batten	52.61	1995	TUN	31q	Kaouthar Akremi	1.70	1983
	1	Lashinda Demus	52.47	2011	TUR	17q	Cigdem Arslan	1.89	1997
VAN	6h5	Mary Estelle Kapalu	60.29	1993	UKR	1	Inga Babakova	1.99	1999
	6h3	Mary Estelle Kapalu	61.86	1999	URS	1	Tamara Bykova (RUS)	2.01	1983
YEM	8h3	Fatima Dahman	71.49	2011	USA	2	Chaunte Howard	2.00	2005
						2	Brigetta Barrett	2.00	2013
High Jump					UZB	=8	Svetlana Radzivil	1.93	2011
AIA	33q	Iona Smith	1.50	1983	VEN	DQ/q	Marielys Rojas	-	2011
ALB	32q	Klodeta Gjini	1.70	1983	VIE	NH/q	Bui Thi Nhung	-	2009
AND	28q	Margarido Moreno	1.70	1991	YUG	=13q	Amra Temim (SRB)	1.88	1987

COUNTRY	POSITION	NAME	MARK	YEAR	COUNTRY	POSITION	NAME	MARK	YEAR
Pole Vault					CAF	NM/q	Nicole Tombezogo	-	1983
ARG	11	Alejandra García	4.25	1999	CAM	24q	Kim Moh	4.90	1983
AUS	3	Tatiana Grigorieva	4.45	1999	CAN	15q	Ruky Abdulai	6.45	2009
AUT	11	Doris Auer	4.25	2001	CHI	29q	Macarena Reyes	5.93	2013
BLR	=18q	Anastasiya Shvedova	4.40	2011	CHN	9	Guan Yingnan	6.69	2001
BRA	1	Fabiana Murer	4.85	2011	CUB	2	Niurka Montalvo	6.86	1995
BUL	=15q	Tanya Stefanova	4.25	2003	CZE	13q	Denisa Scerbová	6.58	2007
CAN	=6	Dana Ellis	4.35	2005	DEN	3	Renata Nielsen	6.76	1993
CHI	NH/q	Carolina Maurer-Torres	-	2003	DOM	39q	Elisa Perez	5.67	1997
CHN	5	Gao Shuying	4.50	2001	EGY	33q	Nachoua Morsy	5.48	1993
	5	Gao Shuying	4.50	2005	ESP	1	Niurka Montalvo	7.06	1999
CUB	3	Yarisley Silva	4.82	2013	EST	8	Ksenija Balta	6.62	2009
CYP	17q	Ánna Fitidou	4.15	2003	FIJ	23q	Soko Salaniquiqi	5.77	2005
CZE	2	Katerina Badurová	4.75	2007	FIN	9	Ringa Ropo	6.63	1991
DEN	=13q	Marie B. Rasmussen	4.25	2001	FRA	1	Eunice Barber	6.99	2003
ESP	9	Naroa Agirre	4.35	2005	GBR	4	Jade Johnson	6.63	2003
FIN	=19q	Minna Nikkanen	4.35	2007	GER	1	Heike Daute (GDR)	7.27	1983
FRA	5	Vanessa Boslak	4.70	2007		1	Heike Drechsler	7.11	1993
GBR	6	Kate Dennison	4.55	2009	GRE	2	Níki Xánthou	6.94	1997
GER	2	Annika Becker	4.70	2003	GRN	21q	Jacinta Bartholomew	5.77	1983
	2	Martina Strutz	4.80	2011	GUA	42q	Maria Fletschmann	5.25	1997
GRE	8	Nikoléta Kiriakopóulu	4.65	2011	GUY	11	Jennifer Innis	6.54	1983
HUN	4	Zsuzsa Szabó	4.40	1999	HON	37q	Pastora Chávez	4.71	1993
IRL	18q	Tori Pena	4.30	2013	HUN	4	Tünde Vaszi	6.86	2001
ISL	6	Thórey Elísóttir	4.45	2001	IND	3	Anju Bobby George	6.70	2003
ISR	=25q	Jillian Schwartz	4.25	2011	IRL	27q	Terri Horgan	6.11	1993
ITA	13q	Anna Giordano Bruno	4.50	2009	ISR	25q	Sigal Gonen	6.03	1987
JPN	=17q	Takayo Kondo	4.15	2005	ISV	25q	Flora Hyacinth	6.36	1995
KOR	=18q	Choe Yun-Hee	4.40	2011	ITA	1	Fiona May	6.98	1995
MAS	=23q	Roslinda Samsu	4.35	2007		1	Fiona May	7.02	2001
NED	16q	Monique de Wilt	4.25	2001	IVB	21q	Chantel Malone	6.40	2013
NOR	NH/q	Cathrine Larsåsen	-	2011	JAM	10	Elva Goulbourne	6.62	2001
NZL	19q	Jenny Dryburgh	4.25	2001	JPN	11	Kumiko Ikeda	6.44	2001
POL	1	Anna Rogowska	4.75	2009	KAZ	13q	Yelena Kashcheyeva	6.46	2001
POR	25q	Elisabete Tavares	4.00	2005	KGZ	21q	Yelena Bobrovskaya	5.93	2001
	=25q	Eleonor Tavares	4.25	2011	KOR	14q	Jeong Soon-Ok	6.49	2009
RSA	10	Elmarie Gerrits	4.25	1999	LAT	3	Ineta Rađevića	6.76	2011
RUS	1	Svetlana Feofanova	4.75	2003	NCA	35q	Deborah Rugama	4.88	1995
	1	Yelena Isinbaeva	5.01	2005	NED	11	Sharon Jaklofsky	6.61	1997
	1	Yelena Isinbaeva	4.80	2007	NGR	2	Blessing Okagbare	6.99	2013
	1	Yelena Isinbaeva	4.89	2013	NOR	19q	Heidi Benserud	5.92	1983
SLO	21q	Tina Šutej	4.40	2011	NZL	12	Chantal Brunner	6.43	1995
SUI	14q	Nicole Büchler	4.50	2009	PAN	43q	Isis Moreno	5.08	1997
SWE	16q	Angelica Bengtsson	4.45	2013	PER	41q	Gilda Massa	5.51	1997
UKR	2	Anzhela Balakhonova	4.55	1999	PHI	15q	Marestella Torres	6.46	2005
URU	NH/q	Deborah Gyurcssek	-	2001	POL	7	Agata Karczmarek	6.71	1995
USA	1	Stacy Dragila	4.60	1999	POR	4	Naide Gomes	6.87	2007
	1	Stacy Dragila	4.75	2001		4	Naide Gomes	6.77	2009
Long Jump					PUR	17q	Madeline de Jesús	6.12	1983
AHO	34q	Solange Ostiana	5.37	1993	ROU	2	Añoaara Cuşmir	7.15	1983
AIA	6	Shara Proctor	6.71	2009	RSA	24q	Janice Josephs	6.44	2007
ALB	32q	Ermelinda Shehu	5.67	1993	RUS	1	Lyudmila Galkina	7.05	1997
ALG	16q	Baya Rahouli	6.55	1999		1	Tatyana Lebedeva	7.03	2007
ARG	22q	Andrea Ávila	6.23	1993	SEN	DNS/q	Kéné Ndoye	-	2005
AUS	7	Nicole Staines	6.70	1993	SEY	23q	Marie-Ange Wirtz	5.20	1983
	7	Bronwyn Thompson	6.48	2003	SIN	27q	Chan See-Huey	5.49	1987
AUT	6	Lyudmila Ninova	6.73	1993	SLE	27q	Ola Sesay	6.23	2009
BAH	8	Jackie Edwards	6.42	2005	SLO	27q	Nina Kolarič	6.19	2011
BAN	34q	Nilufar Yasmin	5.40	1995	SRB	3	Ivana Španovic	6.82	2013
BEL	31q	Sandrine Hennart	5.90	1993	SUI	19q	Irene Pusterla	6.34	2011
BER	23q	Arantxa King	6.36	2013	SVK	12	Jana Veldáková	6.21	2007
BLR	4	Nastassia Ivanova	6.74	2011	SWE	5	Carolina Klüft	6.56	2011
	4	Volha Sudarava	6.82	2013	TCH	7	Eva Murková (SVK)	6.80	1983
BRA	6	Maurren Maggi	6.80	2007	TGA	37q	Siulolo Liku	5.83	1997
BUL	9	Lyudmila Ninova	6.50	1987	TPE	23q	Wang Shu-Hwa	6.38	1991
	9	Magdalena Khristova	6.64	1997	TTO	18q	Aisha James	6.36	2003
BUR	25q	Mariam Traore	4.90	1983	TUR	3	Karin Melis Mey	6.80	2009
					UKR	2	Larysa Berezhna	6.98	1993
					URS	2	Yelena Belevskaya (RUS)	7.14	1987

COUNTRY	POSITION	NAME	MARK	YEAR	COUNTRY	POSITION	NAME	MARK	YEAR
USA	1	Jackie Joyner	7.36	1987	UGA	20q	Sarah Nambawa	13.31	2013
	1	Jackie Joyner-Kersey	7.32	1991	UKR	1	Inessa Kravets	15.50	1995
	1	Tianna Madison	6.89	2005		1	Olga Saladukha	14.94	2011
	1	Brittney Reese	7.10	2009	URU	24q	Graciela Acosta	11.80	1993
	1	Brittney Reese	6.82	2011	USA	11	Cynthia Rhodes	13.79	1997
	1	Brittney Reese	7.01	2013	UZB	15q	Anastasiya Zhuravlyeva	13.97	2005
UZB	25q	Yuliya Tarasova	6.26	2011	YUG	33q	Marija Martinović (SLO)	13.30	1997
VIN	28q	Jacqueline Ross	5.29	1987					
YUG	27q	Tamara Malešev (SRB)	6.27	1991					
Triple Jump					Shot Put				
ALB	NM/q	Ermelinda Shehu	-	1993	ASA	22q	Lisa Misipeka	13.98	1995
ALG	7	Baya Rahouli	14.40	2005	AUS	11	Gael Martin	17.79	1983
ARG	25q	Andrea Ávila	13.41	1995	AUT	7	Valentyna Fedyushina	18.17	1999
AUT	11	Lyudmila Ninova	13.30	1993	BLR	1	Yanina Korolchik	20.61	2001
BAH	29q	Jackie Edwards	13.39	1997	BRA	9	Elisângela Adriano	18.11	2003
BEL	20q	Svetlana Bolshakova	13.89	2009	BRU	23q	Tea Ai Seng	12.46	1995
BEN	=29q	Sonya Agbessi	12.02	1995	BUL	3	Svetla Mitkova	19.56	1995
BIZ	23q	Althea Moses	12.17	1993	CAN	17q	Rosemary Hauch	15.37	1983
BLR	7	Zhanna Gureyeva	14.22	1995	CHI	11	Natalia Ducó	18.02	2013
BRA	9	Keila Costa	14.40	2007	CHN	1	Huang Zhihong	20.83	1991
BUL	2	Iva Prandzheva	15.18	1995		1	Huang Zhihong	20.57	1993
BUR	DNS/q	Sylvie Kabore	-	1993	COL	18q	Sandra Lemus	17.55	2013
CAN	21q	Michelle Hastick	13.54	2001	CRO	28q	Valentina Mužaric	16.47	2013
CHN	6	Ren Ruiping	14.25	1995	CUB	4	Yumileidi Cumbá	18.64	2005
CMR	2	Françoise Mbango	14.60	2001	DOM	23q	Flor Vásquez	16.52	2003
	2	Françoise Mbango	15.05	2003	EGY	21q	Hanan Ahmed Khaled	14.56	1995
COL	1	Caterine Ibargüen	14.85	2013	ESP	21q	Margarita Ramos	15.89	1991
CUB	1	Yargelis Savigne	15.28	2007	FIN	17q	Asta Hovi	17.89	1987
	1	Yargelis Savigne	14.95	2009		17q	Asta Ovaska	17.15	1991
CZE	1	Šárka Kašpárková	15.20	1997	FRA	13q	Laurence Manfrédi	17.89	1999
DEN	20q	Renata Nielsen	12.96	1993	GAB	18q	Odette Mistoul	14.23	1983
DOM	=29q	Elisa Pérez	12.02	1995	GBR	10	Venissa Head	18.05	1983
ESP	11	Carlota Castrejana	13.86	2005	GEO	14q	Mariam Kevkhisvili	17.95	2009
EST	17q	Virge Naeris	13.76	1995	GER	1	Astrid Kumbernuss	21.22	1995
FIN	5	Heili Koivula	14.28	2001		1	Astrid Kumbernuss	20.71	1997
FRA	8	Betty Lise	14.03	1997		1	Astrid Kumbernuss	19.85	1999
GBR	5	Ashia Hansen	14.49	1997	GRE	12	Iríni Terzoglou	17.88	2003
	5	Yamilé Aldama	14.50	2011	HAI	19q	Deborah Saint Phard	16.54	1987
GER	5	Helga Radtke	14.19	1993	HUN	20q	Anita Márton	17.32	2013
GRE	1	Paraskevi Tsiamita	14.88	1999	IRI	25q	Leyla Rajabi	16.60	2009
GRN	33q	Patricia Sylvestre	13.22	2009	ITA	8	Assunta Legnante	18.28	2003
GUA	35q	María Fletschmann	12.18	1997		8	Chiara Rosa	18.39	2007
GUY	28q	Nicola Martial	12.95	1995	JAM	11q	Kimberly Barrett	17.85	2005
HUN	NM/q	Ildikó Fekete	-	1993	JOR	24q	Nada Kawar	15.76	1997
INA	28q	Maria Londa	12.94	2007	JPN	20q	Chinatsu Mori	16.86	2003
IND	19q	Mayookha Johny	13.99	2011		20q	Yoko Toyonaga	17.02	2007
ISR	6	Hanna Minenko	14.33	2013	KAZ	19q	Iolanta Ulyeva	16.22	2001
ITA	3	Magdelin Martínez	14.90	2003	KOR	10	Lee Myung-sun	17.92	1999
JAM	1	Trecia Smith	15.11	2005	LTU	17q	Danguolė Urbikienė	16.33	1995
JPN	29q	Fumiyo Yoshida	12.62	2007		17q	Austra Skujytė	17.86	2009
KAZ	2	Olga Rypakova	14.89	2011	MLI	DNS/q	Oumou Traore	-	1995
KOR	30q	Jeong Hye-Kyung	13.50	2011	MNT	20q	Magdalene Springer	9.78	1983
LAT	7	Jeļena Blaževiča	14.06	1997	MYA	26q	Aye Aye Nwe	13.88	1993
MDA	9	Olga Bolshova	13.86	2001	NED	9	Lieja Tunks	17.83	2005
NGR	26q	Chinonyelum Ohadugha	13.32	2007	NGR	15q	Vivian Chukwuemeka	17.50	2005
POL	8	Urszula Włodarczyk	13.80	1993	NZL	1	Valerie Adams/Vili	20.54	2007
POR	27q	Patricia Mamona	13.59	2011		1	Valerie Adams/Vili	20.44	2009
ROU	2	Rodica Mateescu	15.16	1997		1	Valerie Adams	21.24	2011
RUS	1	Anna Biryukova	15.09	1993		1	Valerie Adams	20.88	2013
	1	Tatyana Lebedeva	15.25	2001	PLE	25q	Nabeela Mabrouk	5.71	1995
	1	Tatyana Lebedeva	15.18	2003	PNG	23q	Iammogapi Launa	12.56	1991
SEN	6	Kéné Ndoye	14.47	2005	POL	6	Krystyna Zabawska	18.62	2003
SLO	5	Marija Šestak	14.72	2007	ROU	6	Mihaela Loghin	19.85	1983
SRB	4	Biljana Topić	14.52	2009	RSA	24q	Simoné du Toit	15.83	2011
SUD	4	Yamilé Aldama	14.72	2005	RUS	1	Svetlana Krivolyova	20.63	2003
SVK	8	Dana Veldáková	14.25	2009		1	Olga Ryabinkina	19.64	2005
SWE	11	Camilla Johansson	13.84	2001	SAM	24q	Mary Curry	8.85	1995
TKM	19q	Viktoriya Brigadnaya	13.84	1999	SLO	15q	Natasha Erjavec	16.91	1995
				SWE	16q	Helena Engman	17.50	2007	
				TCH	1	Helena Fibingerová (CZE)	21.05	1983	

COUNTRY	POSITION	NAME	MARK	YEAR	COUNTRY	POSITION	NAME	MARK	YEAR
UKR	5	Irina Sekachova	69.65	2005	URS	4	Natalya Cherniyenko (UKR)	65.22	1991
USA	7	Anna Mahon	68.45	2003	USA	10	Karin Smith	59.76	1983
	7	Jessica Cosby	72.17	2009	UZB	19q	Yelena Svezhentseva	55.10	1993
VEN	15q	Rosa Andreina Rodríguez	69.35	2013	VEN	27q	Marietta Riera	53.38	1987
Javelin Throw					Heptathlon				
ALB	12	Miréla Manjani	55.56	1995	ALG	5	Yasmina Azzizi	6392	1991
AUS	2	Joanna Stone	68.64	1997	ARG	23	Ana Maria Comaschi	5617	1991
	2	Kim Mickle	66.60	2013	AUS	7	Glynis Nunn	6195	1983
AUT	25q	Elisabeth Eberl	56.48	2011	AUT	7	Jane Flemming	6343	1993
BAH	8	Laverne Eve	59.60	2003	AUT	18	Melitta Aigner	5629	1983
BLR	1	Natalya Shikolenko	67.56	1995	BEL	14	Tia Hellebaut	5680	2001
BRA	17q	Sueli dos Santos	57.16	1993		14	Nafissatou Thiam	6070	2013
BUL	10	Antoaneta Selenska	58.82	1993	BLR	2	Natalya Sazanovich	6539	2001
CAN	16q	Céline Chartrand	59.06	1987	BOL	24	Elizabeth Arteaga	4186	1993
CHN	1	Xu Demei	68.78	1991	BRA	31	Lucimara da Silva	5601	2007
COL	15q	Zuleima Araméndiz	58.98	1997	BUL	4	Svetla Pistikova	6508	1993
CUB	1	Osleidys Menéndez	69.53	2001	CAN	2	Brianne Eaton	6530	2013
	19q	Osleidys Menéndez	71.70	2005	CHN	8	Zhu Yuqing	6211	1987
CYP	1	Alexandra Tsiolou	57.17	2007	CUB	6	Regla Cardenas	6306	1995
CZE	1	Barbora Špotáková	67.07	2007	CZE	7	Eliška Klucinová	6332	2013
DEN	4	Christina Scherwin	63.43	2005	DOM	DNF	Juana Castillo	-	2005
ESP	5q	Mercedes Chilla	58.38	2005	ESP	16	Imma Clopes	5631	1997
EST	24q	Liina Laasma	56.93	2013	EST	7	Larisa Netseporuk	6154	2003
FIJ	20q	Mereoni VBOSE	49.44	1983	FIN	4	Satu Ruotsalainen	6404	1991
FIN	1	Tina Lillak	70.82	1983	FRA	1	Eunice Barber	6861	1999
FRA	14q	Martine Bègue	59.16	1993	GBR	1	Jessica Ennis	6731	2009
GBR	1	Fatima Whitbread	76.64	1987	GER	1	Ramona Neubert (GDR)	6714	1983
GEO	30q	Maka Obolashvili	43.98	1995		1	Sabine Braun	6672	1991
GER	1	Steffi Nerius	67.30	2009		1	Sabine Braun	6739	1997
	1	Christina Obergföll	69.05	2013	GHA	3	Margaret Simpson	6375	2005
GRE	1	Miréla Manjani	67.09	1999	GRE	9	Aryiró Stratáki	6077	2003
	1	Miréla Manjani	66.52	2003	GUA	20	Patricia Meigham	3955	1983
GUY	29q	Trishel Thompson	38.14	1997	HUN	3	Rita Ináncsi	6522	1995
HUN	11	Katalin Hartai	60.88	1987	IND	15	Pramila Ganapathy	5492	2001
INA	31q	Ketut Mudianti	40.92	1995	ISR	DNF	Svetlana Gnezdilov	-	2003
IND	26q	Gurmeet Kaur	51.97	1999	ITA	6	Gertrud Bacher	6166	2003
ISL	13q	Ásdís Hjálmsdóttir	59.15	2011	JPN	20	Yuki Nakata	5735	2005
ITA	5	Zahra Bani	62.75	2005	KAZ	11	Svetlana Kazanina	6047	2003
JAM	14q	Olivia McKoy	58.49	2005	LAT	11	Aiga Grabuste	6229	2011
JPN	9	Yuki Ebihara	59.08	2011		11	Laura Ikauniece	6159	2013
KOR	20q	Lee Young-Sun	54.78	1993	LCA	28	Makeba Alcide	5751	2013
LAT	11	Madara Palameika	58.08	2011	LIB	DNF	Zeina Mina	-	1983
LTU	12	Rita Ramanauskaitė	57.38	1997	LIE	DNF	Manuela Marxer	-	1987
MLT	21q	Jennifer Pace	41.96	1983		DNF	Eladio Fernández	-	1993
NCA	29q	Dalila Rugama	53.22	2007		DNF	Manuela Marxer	-	1995
NOR	1	Trine Hattestad	69.18	1993	LTU	3	Remigia Nazarovienė	6566	1997
	1	Trine Hattestad	68.78	1997	MKD	21	Marina Dameska	5239	1993
NZL	24q	Kirsten Smith	53.98	1991	NED	3	Dafne Schippers	6477	2013
PAR	24q	Leryn Franco	51.13	2003	NOR	11	Ida Marcussen	6226	2007
PNG	23q	Iammogapi Launa	46.78	1993	NZL	15	Joanne Henry	6011	1997
POL	9	Barbara Madeczyk	58.37	2007	PAR	DNF	Ingrid Escaruzia	-	1987
POR	15q	Silvia Cruz	58.53	2007	POL	3	Kamila Chudzik	6471	2009
ROU	2	Felicia Tilea	65.22	1995	POR	7	Náide Gomes	6189	2005
RSA	3	Sunette Viljoen	68.38	2011	PYF	DNF	Véronique Boyer	-	1993
RUS	1	Mariya Abakumova	71.99	2011	ROU	2	Liliane Nastase	6493	1991
SAM	29q	Patsy Selafina Akeli	47.37	2005	RSA	DNF	Janice Josephs	-	2005
SEY	20q	Lindy Leveau	49.40	2001	RUS	1	Yelena Prokhorova	6694	2001
SLO	7	Martina Ratej	61.65	2011		1	Tatyana Chernova	6880	2011
SRB	9	Tatjana Jelača	60.81	2013	SIN	DNF	Yu Long Nyu	-	1991
SRI	12	Nadeeka Liyanage	58.16	2013	SLE	4	Eunice Barber	6340	1995
SUI	21q	Dénise Thiernard	56.34	1987	SUI	13	Ellen Sprunger	6081	2013
SWE	10	Sofi Flink	59.52	2013	SVK	16	Marcela Podracka	5902	1993
TAN	27q	Matilda Kisava	52.60	1991	SWE	1	Carolina Klüft	7001	2003
TCH	16q	Elena Bugarová (SVK)	58.48	1983		1	Carolina Klüft	6887	2005
THA	23q	Buoban Pamang	56.28	2007		1	Carolina Klüft	7032	2007
TPE	28q	Li Hui-Cheng	51.42	1987	SYR	1	Ghada Shouaa	6651	1995
TUR	29q	Aysel Tas	49.20	1995	TCH	10	Marcela Koblasová (CZE)	5965	1983
UKR	9	Vira Rebryk	58.25	2009	THA	29	Wassana Winatho	5671	2013

COUNTRY	POSITION	NAME	MARK	YEAR	COUNTRY	POSITION	NAME	MARK	YEAR
TPE	20	Ma Chun-Ping	5246	1993	ECU	27	Paola Pérez	1:33:03	2013
UKR	1	Hanna Melnychenko	6586	2013	ESA	37	Cristina López	1:47:33	2009
URS	2	Larisa Nikitina (RUS)	6564	1987	ESP	3	Maria Vasco	1:30:47	2007
USA	1	Jackie Joyner	7128	1987	FIN	35	Outi Sillanpää	1:41:03	2005
	1	Jackie Joyner-Kersey	6837	1993	FRA	19	Fatima Ouali	1:34:01	2003
UZB	21	Yuliya Tarasova	5658	2009	GBR	22	Jo Jackson	1:35:32	2011
					GER	7	Melanie Seeger	1:30:41	2001
10 Kilometres / 10,000 Metres Walk									
ALG	45	Dounia Kara	51:33	1993	GRE	6	Athína Papagianni	1:29:21	2005
ARM	DNS	Shushanik Dolmazyan	-	1993	GUA	14	Mayra Herrera	1:30:59	2013
AUS	2	Kerry Saxby-Junna	44:23	1987	HUN	22	Mária Urbanik	1:36:48	1999
AUT	34	Viera Toporek	48:31	1991	IND	38	Khushbir Kaur	1:34:28	2013
AZE	19h1	Aida Isayeva	50:44.62	1997	IRL	2	Gillian O'Sullivan	1:27:34	2003
BIH	38	Kada Delić	49:06	1993		2	Olive Loughnane	1:28:58	2009
BLR	2	Olga Kardopoltseva	43:30.20	1997	ITA	3	Elisabetta Perrone	1:28:56	2001
BOL	41	Giovanna Morejon	48:18	1995	JPN	7	Masumi Fuchise	1:31:15	2009
CAN	8	Ann Peel	45:27	1987	KAZ	8	Maya Sazonova	1:32:19	1999
CHN	3	Yan Hong	44:42	1987	KEN	37	Grace Wanjiru	1:43:59	2011
COL	32	Liliana Bermeo	48:08	1993	KOR	14	Kim Mi-jung	1:35:30	2001
CZE	25	Kamila Holpuchová	47:24	1993	LAT	22	Jolanta Dukure	1:34:24	2005
ECU	16	Miriam Ramon	46:13	1993	LTU	8	Kristina Saltanovič	1:31:23	2009
ESA	41	Magdalena Guzman	53:44	1991		8	Kristina Saltanovič	1:31:40	2011
ESP	3	Encarna Granados	43:21	1993	MAS	16	Yuan Yufang	1:35:31	1999
FIN	1	Sari Essayah	42:59	1993	MEX	9	Guadalupe Sánchez	1:32:27	2001
FRA	22	Suzanne Griesbach	48:06	1987	NFI	27	Angela Keogh	2:08:46	2001
GBR	13	Lisa Langford	46:23	1987	NOR	4	Kjersti Plätzer	1:31:24	2007
GER	5	Beate Anders	43:28	1993	NZL	26	Gabriele Gorst	1:38:51	2003
GRE	18h1	Hristina Kokótou	48:52.36	1997	PER	34	Mabel Oncebay	1:40:46	2005
HUN	6	Anikó Szabeszky	44:14.94	1997		34	Kimberly Garcia	1:33:57	2013
INA	40	Hasiati Lawole	50:26	1991	POL	5	Katarzyna Radtke	1:31:34	1999
IRL	18	Lisa Sheridan	46:31	1993	POR	3	Susana Feitór	1:28:44	2005
ITA	1	Annarita Sidoti	42:55.49	1997	ROU	5	Claudia Stef	1:29:09	2003
JPN	14	Yuka Mitsumori	47:24.22	1997	RSA	DNF	Susan Vermeulen	-	1999
KAZ	13	Svetlana Tolstaya	47:09.51	1997	RUS	1	Olimpiada Ivanova	1:27:48	2001
LAT	8	Anita Liepina	45:00.56	1997		1	Yelena Nikolayeva	1:26:52	2003
LTU	31	Sada Bukšniene	48:03	1993		1	Olimpiada Ivanova	1:25:41	2005
MAS	DQ/h2	Cheng Tong Lean	-	1997		1	Olga Kaniskina	1:30:09	2007
	DQ/h1	Annastasia Silvaraj	-	1997		1	Olga Kaniskina	1:28:09	2009
MDA	26	Yuliya Lisnik	47:41	1993		1	Olga Kaniskina	1:29:42	2011
MEX	6	Graciela Mendoza	44:03	1991		1	Yelena Lashmanova	1:27:08	2013
NOR	26	Solvi Furnes	49:18	1987	SUI	21	Marie Polli	1:36:54	2007
NZL	41	Linn Murphy	49:24	1993	SVK	18	Zuzana Maliková	1:36:26	2007
POL	6	Katarzyna Radtke	43:33	1993	SWE	27	Monica Svensson	1:39:21	2003
POR	11	Susana Feitór	45:06	1993	TUN	31	Chaima Trabelsi	1:39:50	2009
ROU	20	Norica Cimpean	44:46	1995	TUR	32	Yeliz Ay	1:45:52	2007
RUS	1	Irina Stankina	42:13	1995	UKR	12	Yelena Shumkina	1:32:17	2011
SIN	46	Helen Low Guan Hoon	54:07	1993		12	Lyudmyla Olyanovska	1:30:48	2013
SVK	30	Zuzana Zemková	47:56	1993	USA	19	Debbi Lawrence	1:37:57	2001
SWE	2	Madelein Svensson	43:13	1991	VEN	35	Milángela Rosales	1:40:49	2011
TCH	10	Dana Vavracová (CZE)	46:10	1987	VIE	47	Nguyen Thi Thanh Phuc	1:36:27	2013
UKR	13	Tatyana Ragoza	45:24	1993					
URS	1	Irina Strakhova (RUS)	44:12	1987	4 x 100 Metres Relay				
	1	Alina Ivanova (RUS)	42:57	1991	AUS	8	43.79	1991
USA	15	Lynn Welk	46:51	1987	BAH	1	41.92	1999
	15	Michelle Rohl	44:17	1995	BEL	3	42.75	2007
					BLR	3	42.56	2005
					BRA	5	42.99	2005
						5	43.13	2009
					BUL	4	42.93	1983
						4	42.71	1987
					CAN	5	43.05	1983
					CHN	8	43.32	1997
					CIV	6h1	44.05	2001
						6h1	45.60	2003
					CMR	7h1	45.37	1999
					COL	6	43.07	2005
					CUB	6	43.66	1987
						6	43.75	1991
						6	42.89	1993
					DEN	8h1	45.04	1983
20 Kilometres Walk									
AUS	3	Kerry Junna-Saxby	1:31:18	1999					
AZE	DQ	Gulnara Mammadova	-	2005					
BLR	2	Valentina Tsybul'skaya	1:28:49	2001					
	2	Rita Turova	1:27:05	2005					
BOL	16	Giovana Irušta	1:36:50	2001					
BRA	20	Tania Spindler	1:35:51	2009					
BUL	12	Nevena Mineva	1:35:18	2001					
CAN	20	Karen Foan	1:38:09	2001					
CHN	1	Liu Hongyu	1:30:50	1999					
COL	22	Lorena Arenas	1:32:25	2013					
CZE	5	Barbora Dibelková	1:29:05	2005					

COUNTRY	POSITION	MARK	YEAR	COUNTRY	POSITION	MARK	YEAR
DOM	5h1	43.28	2013	GER	1	3:19.73	1983
ESP	4h2	45.14	1999		1	3:18.63	1987
FIN	6	44.46	1995		1	3:20.92	1997
FRA	1	41.78	2003	GRE	4h1	3:33.88	2003
GBR	2	42.71	1983	HUN	8	3:29.07	1991
GER	1	41.76	1983	IND	4h3	3:36.54	1999
	1	42.32	2001	IRL	4h3	3:27.48	2011
GHA	5h1	44.28	1987	ISR	7h3	3:32.99	2003
GRE	6	43.25	2001	ITA	8	3:30.63	1997
IND	7h2	46.32	1987		8	3:29.56	1999
ITA	7	43.76	1991	JAM	1	3:20.65	2001
JAM	1	41.94	1991	JPN	6h2	3:35.82	1991
	1	42.06	2009		6h2	3:33.51	2001
	1	41.29	2013		6h2	3:30.17	2007
JPN	4h3	44.57	2003	KAZ	6h3	3:31.20	2003
	4h3	44.24	2009	KEN	6h1	3:30.16	1987
KOR	5h2	46.14	2011	KOR	6h3	3:43.22	2011
MAD	4h3	44.36	1999	LBR	DQ/h2	(3:55.30)	1999
NED	3h3	43.44	2011	MEX	8	3:29.14	2007
NGR	4	42.77	1991	NGR	5	3:24.45	1991
	4	42.52	2001	NOR	6h1	3:32.76	1991
POL	7	43.51	1999	POL	4	3:24.49	2005
PUR	DQ/h2	-	1999	POR	6h2	3:34.76	1993
RSA	5h1	44.35	1999	PUR	5h2	3:42.79	1983
RUS	1	41.49	1993	ROU	7	3:28.40	2013
SKN	5h1	43.98	2009	RSA	6h2	3:31.71	2005
SLO	DQ/h3	(44.81)	2003	RUS	1	3:21.98	1999
SRI	5h1	43.89	2001		1	3:20.95	2005
SUI	3h2	43.21	2013		1	3:20.19	2013
SWE	3h1	43.67	2005	SEN	DQ/final	3:25.83	2003
TCH	8	43.78	1983	SUI	8	3:28.52	1993
THA	5h2	44.59	2009	TCH	2	3:20.32	1983
TPE	5h1	44.59	1993	TTO	5h2	3:33.50	2013
	5h1	45.18	1995	TUR	DQ/h3	(3:32.15)	2011
TTO	7	43.43	2009	UKR	5	3:28.00	2005
UKR	3	42.51	2011		5	3:27.38	2013
URS	2	42.20	1991	URS	1	3:18.43	1991
USA	1	41.58	1987	USA	1	3:16.71	1993
	1	42.12	1995		1	3:22.39	1995
	1	41.47	1997		1	3:22.63	2003
	1	41.78	2005		1	3:18.55	2007
	1	41.98	2007		1	3:17.83	2009
	1	41.56	2011		1	3:18.09	2011
UZB	5h3	45.74	2003				

4 x 400 Metres Relay

AUS	3	3:25.88	1995
BAH	4h2	3:32.91	2013
BAR	3h3	3:34.37	1999
BLR	5	3:21.88	2007
	5	3:25.64	2011
BOT	6h2	3:38.96	2013
BRA	DQ/final	(3:27.40)	2005
BUL	7	3:30.36	1983
CAN	4	3:27.41	1983
	4	3:24.11	1987
CHN	5h3	3:32.39	2011
CMR	7	3:27.08	2003
COL	DNF/h1	-	1995
CUB	7	3:29.27	1995
	7	3:29.19	1999
	7	3:27.05	2007
CZE	4	3:23.82	1999
ESP	7	3:27.57	1991
FRA	4	3:24.21	2013
GBR	3	3:23.41	1993
	3	3:24.44	2005
	3	3:20.04	2007
	3	3:22.61	2013



PROGRESSION OF OFFICIAL WORLD RECORDS

See men's section (page 667) for notes

MARK	WIND	AUTO	NAME	COUNTRY	VENUE	DATE
100 Metres			43 ratified world records			
13.6			Marie Mejzlíková II	TCH	Praha	5 Aug 22
12.8			Mary Lines	GBR	Paris	20 Aug 22
12.4			Gundel Wittmann	GER	Braunschweig	22 Aug 26
12.2			Kinue Hitomi	JPN	Osaka	20 May 28
12.0			Myrtle Cook	CAN	Halifax	2 Jul 28
12.0			Tollien Schuurman	NED	Amsterdam	31 Aug 30
11.9			Tollien Schuurman	NED	Haarlem	5 Jun 32
11.9			Stanislawa Walasiewicz	POL	Los Angeles	1 Aug 32
11.8			Stanislawa Walasiewicz	POL	Poznań	17 Sep 33
11.7			Stanislawa Walasiewicz	POL	Warszawa	26 Aug 34
11.6			Helen Stephens	USA	Kansas City	8 Jun 35
11.6			Stanislawa Walasiewicz	POL	Berlin	1 Aug 37
11.5			Fanny Blankers-Koen	NED	Amsterdam	13 Jun 48
11.5	1.7	11.65	Marjorie Jackson	AUS	Helsinki	22 Jul 52
11.4	1.7		Marjorie Jackson	AUS	Gifu	4 Oct 52
11.3	1.4		Shirley Strickland	AUS	Warszawa	4 Aug 55
11.3	1.4		Vera Krepkina	URS	Kiyev	13 Sep 58
11.3	0.8	11.41	Wilma Rudolph	USA	Roma	2 Sep 60
11.2			Wilma Rudolph	USA	Stuttgart	19 Jul 61
11.2	0.2	11.23	Wyomia Tyus	USA	Tokyo	15 Oct 64
11.1	2.0		Irena Kirszenstein	POL	Praha	9 Jun 65
11.1			Wyomia Tyus	USA	Kiyev	31 Jul 65
11.1	0.3		Barbara Ferrell	USA	Santa Barbara	2 Jul 67
11.1	0.0		Lyudmila Samotyosova	URS	Leninakan	15 Aug 68
11.1	1.8	11.20	Irena Szewińska	POL	Ciudad de México	14 Oct 68
11.0	1.2	11.08/adjusted from 11.07	Wyomia Tyus	USA	Ciudad de México	15 Oct 68
11.0	1.9	11.22	Chi Cheng	TPE	Wien	18 Jul 70
11.0	1.9		Renate Meissner	GDR	East Berlin	2 Aug 70
11.0	1.7		Renate Meissner/Stecher	GDR	East Berlin	31 Jul 71
11.0	-1.5		Renate Stecher	GDR	Potsdam	3 Jun 72
11.0	1.9		Ellen Stropahl	GDR	Potsdam	15 Jun 72
11.0	1.4		Eva Glesková	TCH	Budapest	1 Jul 72
10.9	1.9		Renate Stecher	GDR	Ostrava	7 Jun 73
10.8	1.8	11.07	Renate Stecher	GDR	Dresden	20 Jul 73
<i>Progression of automatically-timed records following the first such ratified marks, 11.07 Tyus as above:</i>						
11.07	0.2		Renate Stecher	GDR	München	2 Sep 72
11.04	0.6		Inge Helten	FRG	Fürth	13 Jun 76
11.01	0.6		Annegret Richter	FRG	Montréal	25 Jul 76
10.88	2.0		Marlies Delsner/Göhr	GDR	Dresden	1 Jul 77
10.88	1.9		Marlies Göhr	GDR	Karl-Marx-Stadt	9 Jul 82
10.81	1.7		Marlies Göhr	GDR	East Berlin	8 Jun 83
10.79	0.6		Evelyn Ashford	USA	US Air Academy	3 Jul 83
10.76	1.7		Evelyn Ashford	USA	Zürich	22 Aug 84
10.49	0.0		Florence Griffith Joyner	USA	Indianapolis	16 Jul 88
200 Metres (Bend)			26 ratified world records			
<i>y denotes time for 220 yards (201.17m) which was also ratified as a record for this event</i>						
27.8+			Alice Cast	GBR	Paris	20 Aug 22
26.8y			Mary Lines	GBR	Waddon	23 Sep 22
26.2y			Eileen Edwards	GBR	London	20 Aug 24
26.0			Eileen Edwards	GBR	Paris	3 Oct 26
25.4			Eileen Edwards	GBR	Berlin	12 Jun 27
24.6			Tollien Schuurman	NED	Bruxelles	13 Aug 33
23.6			Stanislawa Walasiewicz	POL	Warszawa	4 Aug 35
23.6		23.74	Marjorie Jackson	AUS	Helsinki	25 Jul 52
23.4		23.59	Marjorie Jackson	AUS	Helsinki	25 Jul 52
23.2			Betty Cuthbert	AUS	Sydney	16 Sep 56
23.2y			Betty Cuthbert	AUS	Hobart	7 Mar 60
22.9		1.4	Wilma Rudolph	USA	Corpus Christi	9 Jul 60
22.9y		0.0	Margaret Burvill	AUS	Perth	22 Feb 64
22.7		0.8	Irena Kirszenstein	POL	Warszawa	8 Aug 65
22.5		2.0	Irena Kirszenstein/Szewińska	POL	Ciudad de México	18 Oct 68

MARK	WIND	AUTO	NAME	COUNTRY	VENUE	DATE
22.4	0.8	22.62	Chi Cheng	TPE	München	12 Jul 70
22.4	1.1	22.40	Renate Stecher	GDR	München	7 Sep 72
22.1	1.6	22.38	Renate Stecher	GDR	Dresden	21 Jul 73
22.1	1.9	22.21	Irena Szewińska	POL	Potsdam	13 Jun 74
<i>Progression of automatically-timed records following the first such ratified mark, 22.21 Szewińska as above:</i>						
22.06	1.2		Marita Koch	GDR	Erfurt	28 May 78
22.02	-1.4		Marita Koch	GDR	Leipzig	3 Jun 79
21.71	0.7		Marita Koch	GDR	Karl-Marx-Stadt	10 Jun 79
21.71	0.3		Marita Koch	GDR	Potsdam	21 Jul 84
21.71	1.9		Heike Drechsler	GDR	Jena	29 Jun 86
21.71	-0.8		Heike Drechsler	GDR	Stuttgart	29 Aug 86
21.56	1.7		Florence Griffith Joyner	USA	Seoul	29 Sep 88
21.34	1.2		Florence Griffith Joyner	USA	Seoul	29 Sep 88

400 Metres**27 ratified world records**

y denotes time for 440 yards (402.34m) which was also ratified as a record for this event

57.0y			Marlene Mathews/Willard	AUS	Sydney	6 Jan 57
57.0y			Marise Chamberlain	NZL	Christchurch	16 Feb 57
56.3y			Nancy Boyle	AUS	Sydney	24 Feb 57
55.2			Polina Lazareva	URS	Moskva	10 May 57
54.0			Mariya Itkina	URS	Minsk	8 Jun 57
53.6			Mariya Itkina	URS	Moskva	6 Jul 57
53.4+			Mariya Itkina	URS	Krasnodar	12 Sep 59
53.4			Mariya Itkina	URS	Beograd	14 Sep 62
51.9			Shin Geum Dan	PRK	Pyongyang	23 Oct 62
51.7		51.72	Nicole Duclos	FRA	Piréas	18 Sep 69
51.7		51.74	Colette Besson	FRA	Piréas	18 Sep 69
51.0		51.02	Marilyn Neufville	JAM	Edinburgh	23 Jul 70
51.0		51.08	Monika Zehrt	GDR	Colombes	4 Jul 72
49.9			Irena Szewińska	POL	Warszawa	22 Jun 74

Progression of automatically-timed records:

50.14			Riitta Salin	FIN	Roma	4 Sep 74
49.77			Christina Brehmer	GDR	Dresden	9 May 76
49.75			Irena Szewińska	POL	Bydgoszcz	22 Jun 76
49.29			Irena Szewińska	POL	Montréal	29 Jul 76
49.19			Marita Koch	GDR	Leipzig	2 Jul 78
49.03			Marita Koch	GDR	Potsdam	19 Aug 78
48.94			Marita Koch	GDR	Praha	31 Aug 78
48.89			Marita Koch	GDR	Potsdam	29 Jul 79
48.60			Marita Koch	GDR	Torino	4 Aug 79
48.16			Marita Koch	GDR	Athina	8 Sep 82
47.99			Jarmila Kratochvílová	TCH	Helsinki	10 Aug 83
47.60			Marita Koch	GDR	Canberra	6 Oct 85

800 Metres**29 ratified world records**

y denotes time for 880 yards (804.68m) which was also ratified as a record for this event

2:30.4+			Georgette Lenoir	FRA	Paris	20 Aug 22
2:26.6y			Mary Lines	GBR	London	30 Aug 22
2:23.8			Lina Batschauer/Radke	GER	Breslau	7 Aug 27
2:20.4			Inga Gentzel	SWE	Stockholm	16 Jun 28
2:19.6			Lina Radke	GER	Brieg	1 Jul 28
2:16.8			Lina Radke	GER	Amsterdam	2 Aug 28
2:15.9			Anna Larsson	SWE	Stockholm	27 Aug 44
2:14.8			Anna Larsson	SWE	Hälsingborg	19 Aug 45
2:13.8			Anna Larsson	SWE	Stockholm	30 Aug 45
2:13.0			Yevdokiya Vasilyeva	URS	Moskva	17 Jul 50
2:12.2			Valentina Pomogayeva	URS	Moskva	26 Jul 51
2:12.0			Nina Pletnyova	URS	Minsk	26 Aug 51
2:08.5			Nina Pletnyova/Otkalenko	URS	Kiyev	15 Jun 52
2:07.3			Nina Otkalenko	URS	Moskva	27 Aug 53
2:06.6			Nina Otkalenko	URS	Kiyev	16 Sep 54
2:05.0			Nina Otkalenko	URS	Zagreb	24 Sep 55
2:04.3			Lyudmila Shevtsova	URS	Moskva	3 Jul 60
2:04.3		2:04.50	Lyudmila Shevtsova	URS	Roma	7 Sep 60
2:01.2+			Dixie Willis	AUS	Perth	3 Mar 62
2:01.1			Ann Packer	GBR	Tokyo	20 Oct 64
2:01.0			Judy Pollock	AUS	Helsinki	28 Jun 67
2:00.5			Vera Nikolić	YUG	London	20 Jul 68
1:58.5		1:58.45	Hildegard Falck	FRG	Stuttgart	11 Jul 71

MARK	AUTO	NAME	COUNTRY	VENUE	DATE
1:57.5	1:57.48	Svetla Zlateva	BUL	Pireás	24 Aug 73
1:56.0		Valentina Gerasimova	URS	Kiyev	12 Jun 76
1:54.9	1:54.94	Tatyana Kazankina	URS	Montréal	26 Jul 76
1:54.9	1:54.85	Nadezhda Olizarenko	URS	Moskva	12 Jun 80
1:53.5	1:53.43	Nadezhda Olizarenko	URS	Moskva	27 Jul 80
1:53.28		Jarmila Kratochvílová	TCH	München	26 Jul 83

1000 Metres**13 ratified world records**

3:17.4		Georgette Lenoir	FRA	Paris	6 Aug 22
3:12.0		Lucie Bréard	FRA	Paris	20 Aug 22
3:08.2		Edith Trickey	GBR	London	4 Aug 24
3:06.6		Lina Radke	GER	Brieg	24 Aug 30
3:04.4		Gladys Lunn	GBR	London	16 May 31
3:02.5		Stanislawa Walasiewicz	POL	Katowice	8 Oct 33
3:00.6		Gladys Lunn	GBR	Birmingham	23 Jun 34
2:35.9		Gunhild Hoffmeister	GDR	Potsdam	20 Aug 72
2:35.0		Karin Krebs	GDR	Potsdam	28 Aug 74
2:33.8		Nikolina Shtereva	BUL	Sofiya	4 Jul 76
2:30.67		Christine Wachtel	GDR	West Berlin	17 Aug 90
2:29.34		Maria Mutola	MOZ	Bruxelles	5 Aug 95
2:28.98		Svetlana Masterkova	RUS	Bruxelles	3 Aug 96

1500 Metres**13 ratified world records**

4:17.3+		Anne Smith	GBR	London	3 Jun 67
4:15.6		Maria Gommers	NED	Sittard	24 Oct 67
4:12.4		Paola Pigni	ITA	Milano	2 Jul 69
4:10.7	4:10.77	Jaroslava Jehličková	TCH	Pireás	20 Sep 69
4:09.6	4:09.62	Karin Burneleit	GDR	Helsinki	15 Aug 71
4:06.9		Lyudmila Bragina	URS	Moskva	18 Jul 72
4:06.5	4:06.47	Lyudmila Bragina	URS	München	4 Sep 72
4:05.1	4:05.07	Lyudmila Bragina	URS	München	7 Sep 72
4:01.4	4:01.38	Lyudmila Bragina	URS	München	9 Sep 72
3:56.0		Tatyana Kazankina	URS	Podolsk	28 Jun 76
3:55.0		Tatyana Kazankina	URS	Moskva	6 Jul 80
3:52.47		Tatyana Kazankina	URS	Zürich	13 Aug 80
3:50.46		Qu Junxia	CHN	Beijing	11 Sep 93

One Mile**13 ratified world records**

4:37.0		Anne Smith	GBR	London	3 Jun 67
4:36.8		Maria Gommers	NED	Leicester	14 Jun 69
4:35.3		Ellen Tittel	FRG	Sittard	20 Aug 71
4:29.5		Paola Cacchi	ITA	Viareggio	8 Aug 73
4:23.8		Natalia Mărășescu	ROU	București	21 May 77
4:22.1	4:22.09	Natalia Mărășescu	ROU	Auckland	27 Jan 79
4:21.7	4:21.68	Mary Decker/Tabb/Slaney	USA	Auckland	26 Jan 80
4:20.89		Lyudmila Veselkova	URS	Bologna	12 Sep 81
4:18.08		Mary Tabb	USA	Paris	9 Jul 82
4:17.44		Maricica Puică	ROU	Rieti	16 Sep 82
4:16.71		Mary Slaney	USA	Zürich	21 Aug 85
4:15.61		Paula Ivan	ROU	Nice	10 Jul 89
4:12.56		Svetlana Masterkova	RUS	Zürich	14 Aug 96

2000 Metres**3 ratified world records**

5:28.72		Tatyana Kazankina	URS	Moskva	4 Aug 84
5:28.69		Maricica Puică	ROU	London	11 Jul 86
5:25.36		Sonia O'Sullivan	IRL	Edinburgh	8 Jul 94

3000 Metres**9 ratified world records**

8:52.8	8:52.74	Lyudmila Bragina	URS	Durham, NC	6 Jul 74
8:46.6		Grete Andersen/Waitz	NOR	Oslo	24 Jun 75
8:45.4		Grete Waitz	NOR	Oslo	21 Jun 76
8:27.2	8:27.12	Lyudmila Bragina	URS	College Park	7 Aug 76
8:26.78		Svetlana Ulmasova	URS	Kiyev	25 Jul 82
8:22.62		Tatyana Kazankina	URS	Leningrad	26 Aug 84
8:22.06		Zhang Linli	CHN	Beijing	12 Sep 93
8:12.19		Wang Junxia	CHN	Beijing	12 Sep 93
8:06.11		Wang Junxia	CHN	Beijing	13 Sep 93

MARK	NAME	COUNTRY	VENUE	DATE		
5000 Metres				13 ratified world records		
15:14.51	Paula Fudge	GBR	Knarvik	13 Sep 81		
15:13.22	Anne Audain	NZL	Auckland	17 Mar 82		
15:08.26	Mary Tabb/Slaney	USA	Eugene	5 Jun 82		
14:58.89	Ingrid Kristiansen	NOR	Oslo	28 Jun 84		
14:48.07	Zola Budd	GBR	London	26 Aug 85		
14:37.33	Ingrid Kristiansen	NOR	Stockholm	5 Aug 86		
14:36.45	Fernanda Ribeiro	POR	Hechtel	22 Jul 95		
14:31.27	Dong Yanmei	CHN	Shanghai	21 Oct 97		
14:28.09	Jiang Bo	CHN	Shanghai	23 Oct 97		
14:24.68	Elvan Abeylegesse	TUR	Bergen	11 Jun 04		
14:24.53	Meseret Defar	ETH	New York	3 Jun 06		
14:16.63	Meseret Defar	ETH	Oslo	15 Jun 07		
14:11.15	Tirunesh Dibaba	ETH	Oslo	6 Jun 08		
10,000 Metres				8 ratified world records		
32:17.20	Yelena Sibatova	URS	Moskva	19 Sep 81		
31:35.3	Mary Tabb/Slaney	USA	Eugene	16 Jul 82		
31:35.01	Lyudmila Baranova	URS	Krasnodar	29 May 83		
31:27.58	Raisa Sadreydinova	URS	Odessa	7 Sep 83		
31:13.78	Olga Bondarenko	URS	Kiyev	24 Jun 84		
30:59.42	Ingrid Kristiansen	NOR	Oslo	27 Jul 85		
30:13.74	Ingrid Kristiansen	NOR	Oslo	5 Jul 86		
29:31.78	Wang Junxia	CHN	Beijing	8 Sep 93		
One Hour				3 ratified world records		
18,084m	Siiva Cruciată	ITA	Roma	2 May 81		
18,340m	Tegla Loroupe	KEN	Borgholzhausen	7 Aug 98		
18,517m	Dire Tune	ETH	Ostrava	12 Jun 08		
20,000 Metres				2 ratified world records		
1:06:48.8	Izumi Maki	JPN	Amagasaki	20 Sep 93		
1:05:26.6	Tegla Loroupe	KEN	Borgholzhausen	3 Sep 00		
25,000 Metres				2 ratified world records		
1:29:29.2+	Karolina Szabó	HUN	Budapest	22 Apr 88		
1:27:05.84	Tegla Loroupe	KEN	Mengerskirchen	21 Sep 02		
30,000 Metres				2 ratified world records		
1:47:05.6	Karolina Szabó	HUN	Budapest	22 Apr 88		
1:45:50.00	Tegla Loroupe	KEN	Warstein	6 Jun 03		
3000 Metres Steeplechase				9 ratified world records		
9:43.64	Cristina Casandra	ROU	Bucureşti	7 Aug 00		
9:40.20	Cristina Casandra	ROU	Reims	30 Aug 00		
9:25.31	Justyna Bak	POL	Nice	9 Jul 01		
9:22.29	Justyna Bak	POL	Milano	5 Jun 02		
9:21.72	Alesya Turova	BLR	Ostrava	12 Jun 02		
9:16.51	Alesya Turova	BLR	Gdansk	27 Jul 02		
9:09.33	Gulnara Samitova	RUS	Tula	10 Aug 03		
9:01.59	Gulnara Samitova	RUS	Iraklio	4 July 04		
8:58.81	Gulnara Samitova-Galkina	RUS	Beijing	17 Aug 08		
100 Metres Hurdles				21 ratified world records		
13.3	1.0	Karin Balzer	GDR	Warszawa	20 Jun 69	
13.3	1.3	Teresa Sukniewicz	POL	Warszawa	20 Jun 69	
13.0	1.6	Karin Balzer	GDR	Leipzig	27 Jul 69	
12.9	0.7	Karin Balzer	GDR	East Berlin	5 Sep 69	
12.8	1.3	Teresa Sukniewicz	POL	Warszawa	20 Jun 70	
12.8	1.1	12.93	Chi Cheng	TPE	München	12 Jul 70
12.7	0.4	Karin Balzer	GDR	East Berlin	26 Jul 70	
12.7	1.6	Teresa Sukniewicz	POL	Warszawa	20 Sep 70	
12.7	1.5	Karin Balzer	GDR	East Berlin	25 Jul 71	
12.6	1.9	Karin Balzer	GDR	East Berlin	31 Jul 71	
12.5	0.7	Anneliese Ehrhardt	GDR	Potsdam	15 Jun 72	
12.5	0.9	12.93	Pamela Ryan	AUS	Warszawa	28 Jun 72
12.3	1.5	12.68	Anneliese Ehrhardt	GDR	Dresden	22 Jul 73

MARK	WIND	NAME	COUNTRY	VENUE	DATE
<i>Progression of automatically-timed records:</i>					
12.59	0.6	Anneliese Ehrhardt	GDR	München	8 Sep 72
12.48	1.9	Grażyna Rabsztyń	POL	Fürth	10 Jun 78
12.36	1.9	Grażyna Rabsztyń	POL	Warszawa	13 Jun 80
12.35	0.1	Yordanka Donkova	BUL	Köln	17 Aug 86
12.29	-0.4	Yordanka Donkova	BUL	Köln	17 Aug 86
12.26	1.5	Yordanka Donkova	BUL	Ljubljana	7 Sep 86
12.25	1.4	Ginka Zagorcheva	BUL	Drama	8 Aug 87
12.21	0.7	Yordanka Donkova	BUL	Stara Zagora	20 Aug 88

400 Metres Hurdles**16 ratified world records**

56.51		Krystyna Kacperczyk	POL	Augsburg	13 Jul 74
55.74		Tatyana Storozheva	URS	Karl-Marx-Stadt	26 Jun 77
55.63		Karin Rossley	GDR	Helsinki	13 Aug 77
55.44		Krystyna Kacperczyk	POL	West Berlin	18 Aug 78
55.31		Tatyana Zelentsova	URS	Podolsk	19 Aug 78
54.89		Tatyana Zelentsova	URS	Praha	2 Sep 78
54.78		Marina Makeyeva	URS	Moskva	27 Jul 79
54.28		Karin Rossley	GDR	Jena	18 May 80
54.02		Anna Ambraziene	URS	Moskva	11 Jun 83
53.58		Margarita Ponomaryova	URS	Kiyev	22 Jun 84
53.55		Sabine Busch	GDR	East Berlin	22 Sep 85
53.32		Marina Stepanova	URS	Stuttgart	30 Aug 86
52.94		Marina Stepanova	URS	Tashkent	17 Sep 86
52.74		Sally Gunnell	GBR	Stuttgart	19 Aug 93
52.61		Kim Batten	USA	Göteborg	11 Aug 95
52.34		Yuliya Pechonkina	RUS	Tula	8 Aug 03

High Jump**56 ratified world records**

1.46		Nancy Vorhees	USA	Simsbury	20 May 22
1.485		Elizabeth Stine	USA	Leonia	26 May 23
1.485		Sophie Elliott-Lynn	GBR	Brentwood	6 Aug 23
1.524		Phyllis Green	GBR	London	11 Jul 25
1.552		Phyllis Green	GBR	London	2 Aug 26
1.58		Ethel Catherwood	CAN	Regina	6 Sep 26
1.58		Carolina Gisolf	NED	Bruxelles	3 Jul 28
1.595		Ethel Catherwood	CAN	Amsterdam	5 Aug 28
1.605		Carolina Gisolf	NED	Maastricht	18 Aug 29
1.62		Carolina Gisolf	NED	Amsterdam	12 Jun 32
1.65		Jean Shiley	USA	Los Angeles	7 Aug 32
1.65		Babe Didriksen	USA	Los Angeles	7 Aug 32
1.66		Dorothy Odam	GBR	Brentwood	29 May 39
1.66		Esther van Heerden	RSA	Stellenbosch	29 Mar 41
1.66		Ilsebill Pfenning	SUI	Lugano	27 Jul 41
1.71		Fanny Blankers-Koen	NED	Amsterdam	30 May 43
1.72		Sheila Lerwill	GBR	London	7 Jul 51
1.73		Aleksandra Chudina	URS	Kiyev	22 May 54
1.74		Thelma Hopkins	GBR	Belfast	5 May 56
1.75		Iolanda Balaş	ROU	Bucureşti	14 Jul 56
1.76		Mildred McDaniel	USA	Melbourne	1 Dec 56
1.76		Iolanda Balaş	ROU	Bucureşti	13 Oct 57
1.77		Cheng Feng-jung	CHN	Beijing	17 Nov 57
1.78		Iolanda Balaş	ROU	Bucureşti	7 Jun 58
1.80		Iolanda Balaş	ROU	Cluj	22 Jun 58
1.81		Iolanda Balaş	ROU	Poiana Brasov	31 Jul 58
1.82		Iolanda Balaş	ROU	Bucureşti	4 Oct 58
1.83		Iolanda Balaş	ROU	Bucureşti	18 Oct 58
1.84		Iolanda Balaş	ROU	Bucureşti	21 Sep 59
1.85		Iolanda Balaş	ROU	Bucureşti	6 Jun 60
1.86		Iolanda Balaş	ROU	Bucureşti	10 Jul 60
1.87		Iolanda Balaş	ROU	Bucureşti	15 Apr 61
1.88		Iolanda Balaş	ROU	Warszawa	18 Jun 61
1.90		Iolanda Balaş	ROU	Budapest	8 Jul 61
1.91		Iolanda Balaş	ROU	Sofiya	16 Jul 61
1.92		Ilona Gusenbauer	AUT	Wien	4 Sep 71
1.92		Ulrike Meyfarth	FRG	München	4 Sep 72
1.94		Yordanka Blagoeva	BUL	Zagreb	24 Sep 72
1.94		Rosemarie Witschas	GDR	East Berlin	24 Aug 74
1.95		Rosemarie Witschas	GDR	Roma	8 Sep 74

MARK	NAME	COUNTRY	VENUE	DATE
1.96	Rosemarie Witschas/Ackermann	GDR	Dresden	8 May 76
1.96	Rosemarie Ackermann	GDR	Dresden	3 Jul 77
1.97	Rosemarie Ackermann	GDR	Helsinki	14 Aug 77
1.97	Rosemarie Ackermann	GDR	West Berlin	26 Aug 77
2.00	Rosemarie Ackermann	GDR	West Berlin	26 Aug 77
2.01	Sara Simeoni	ITA	Brescia	4 Aug 78
2.01	Sara Simeoni	ITA	Praha	31 Aug 78
2.02	Ulrike Meyfarth	FRG	Athina	8 Sep 82
2.03	Ulrike Meyfarth	FRG	London	21 Aug 83
2.03	Tamara Bykova	URS	London	21 Aug 83
2.04	Tamara Bykova	URS	Pisa	25 Aug 83
2.05	Tamara Bykova	URS	Kiyev	22 Jun 84
2.07	Lyudmila Andonova	BUL	East Berlin	20 Jul 84
2.07	Stefka Kostadinova	BUL	Sofiya	25 May 86
2.08	Stefka Kostadinova	BUL	Sofiya	31 May 86
2.09	Stefka Kostadinova	BUL	Roma	30 Aug 87

Pole Vault**55 ratified world records**

Note that indoor marks are included on this list from following the revision to IAAF Rule 260.18.a (see note on page 546)

4.05	Sun Caiyun	CHN	Nanjing	21 May 92
4.08	Sun Caiyun	CHN	Taiyuan	18 May 95
4.08	Zhong Guiqing	CHN	Taiyuan	18 May 95
4.10	Daniela Bartová	CZE	Ljubljana	21 May 95
4.12	Daniela Bartová	CZE	Duisburg	18 Jun 95
4.13	Daniela Bartová	CZE	Wesel	24 Jun 95
4.14	Daniela Bartová	CZE	Gateshead	2 Jul 95
4.15	Daniela Bartová	CZE	Ostrava	6 Jul 95
4.16	Daniela Bartová	CZE	Feldkirch	14 Jul 95
4.17	Daniela Bartová	CZE	Gisingen	15 Jul 95
4.18	Andrea Müller	GER	Zittau	5 Aug 95
4.20	Daniela Bartová	CZE	Köln	18 Aug 95
4.21	Daniela Bartová	CZE	Linz	22 Aug 95
4.22	Daniela Bartová	CZE	Salgotaryan	11 Sep 95
4.25	Emma George	AUS	Melbourne	30 Nov 95
4.28	Emma George	AUS	Perth	17 Dec 95
4.41	Emma George	AUS	Perth	28 Jan 96
4.42	Emma George	AUS	Reims	29 Jun 96
4.45	Emma George	AUS	Sapporo	14 Jul 96
4.50	Emma George	AUS	Melbourne	8 Feb 97
4.55	Emma George	AUS	Melbourne	20 Feb 97
4.57	Emma George	AUS	North Shore	21 Feb 98
4.58	Emma George	AUS	Melbourne	14 Mar 98
4.59	Emma George	AUS	Brisbane	21 Mar 98
4.60	Emma George	AUS	Sydney	20 Feb 99
4.60	Stacy Dragila	USA	Sevilla	21 Aug 99
4.61i	Stacy Dragila	USA	Pocatello	19 Feb 00
4.62i	Stacy Dragila	USA	Atlanta	3 Mar 00
4.63	Stacy Dragila	USA	Sacramento	23 Jul 00
4.63i	Stacy Dragila	USA	New York	2 Feb 01
4.64i	Svetlana Feofanova	RUS	Dortmund	11 Feb 01
4.66i	Stacy Dragila	USA	Pocatello	17 Feb 01
4.70i	Stacy Dragila	USA	Pocatello	17 Feb 01
4.70	Stacy Dragila	USA	Pocatello	27 Apr 01
4.71	Stacy Dragila	USA	Stanford	9 Jun 01
4.81	Stacy Dragila	USA	Stanford	9 Jun 01
4.82	Yelena Isinbaeva	RUS	Gateshead	13 Jul 03
4.83i	Yelena Isinbaeva	RUS	Donetsk	15 Feb 04
4.85i	Svetlana Feofanova	RUS	Athina	22 Feb 04
4.86i	Yelena Isinbaeva	RUS	Budapest	6 Mar 04
4.87	Yelena Isinbaeva	RUS	Gateshead	27 Jun 04
4.88	Svetlana Feofanova	RUS	Iraklio	4 Jul 04
4.89	Yelena Isinbaeva	RUS	Birmingham	25 Jul 04
4.90	Yelena Isinbaeva	RUS	London	30 Jul 04
4.91	Yelena Isinbaeva	RUS	Athina	24 Aug 04
4.92	Yelena Isinbaeva	RUS	Bruxelles	3 Sep 04
4.93	Yelena Isinbaeva	RUS	Lausanne	5 Jul 05
4.95	Yelena Isinbaeva	RUS	Madrid	16 Jul 05
4.96	Yelena Isinbaeva	RUS	London	22 Jul 05
5.00	Yelena Isinbaeva	RUS	London	22 Jul 05

MARK	NAME	COUNTRY	VENUE	DATE
5.01	Yelena Isinbaeva	RUS	Helsinki	9 Aug 05
5.03	Yelena Isinbaeva	RUS	Roma	11 Jul 08
5.04	Yelena Isinbaeva	RUS	Monaco	29 Jul 08
5.05	Yelena Isinbaeva	RUS	Beijing	18 Aug 08
5.06	Yelena Isinbaeva	RUS	Zürich	28 Aug 09

Long Jump**36 ratified world records**

5.16	Marie Mejzlíková II	TCH	Praha	6 Aug 22	
5.30	Marie Mejzlíková II	TCH	Praha	23 Sep 23	
5.485	Muriel Gunn	GBR	London	2 Aug 26	
5.50	Kinue Hitomi	JPN	Göteborg	28 Aug 26	
5.575	Muriel Gunn	GBR	London	1 Aug 27	
5.98	Kinue Hitomi	JPN	Osaka	20 May 28	
6.12	Christel Schulz	GER	Berlin	30 Jul 39	
6.25	Fanny Blankers-Koen	NED	Leiden	19 Sep 43	
6.28	0.2	Yvette Williams	NZL	Gisborne	20 Feb 54
6.28	1.3	Galina Vinogradova	URS	Moskva	11 Sep 55
6.31	0.5	Galina Vinogradova	URS	Tbilisi	18 Nov 55
6.35	1.0	Elżbieta Krzesińska	POL	Budapest	20 Aug 56
6.35		Elżbieta Krzesińska	POL	Melbourne	27 Nov 56
6.40	0.0	Hildrun Claus	GDR	Erfurt	7 Aug 60
6.42	1.4	Hildrun Claus	GDR	Berlin	23 Jun 61
6.48	-1.5	Tatyana Shchelkanova	URS	Moskva	16 Jul 61
6.53	1.5	Tatyana Shchelkanova	URS	Leipzig	10 Jun 62
6.70		Tatyana Shchelkanova	URS	Moskva	4 Jul 64
6.76	-1.6	Mary Rand	GBR	Tokyo	14 Oct 64
6.82	0.0	Viorica Viscopeleanu	ROU	Ciudad de México	14 Oct 68
6.84	0.0	Heidemarie Rosendahl	FRG	Torino	3 Sep 70
6.92	1.6	Angela Voigt	GDR	Dresden	9 May 76
6.99	2.0	Siegrun Siegl	GDR	Dresden	19 May 76
7.07	1.9	Vilma Bardauskienė	URS	Kishinyov	18 Aug 78
7.09	0.0	Vilma Bardauskienė	URS	Praha	29 Aug 78
7.15	0.3	Anișoara Cușmir	ROU	București	1 Aug 82
7.20	-0.3	Vali Ionescu	ROU	București	1 Aug 82
7.21	0.6	Anișoara Cușmir	ROU	București	15 May 83
7.27	0.6	Anișoara Cușmir	ROU	București	4 Jun 83
7.43	1.4	Anișoara Cușmir/Stanciu	ROU	București	4 Jun 83
7.44	2.0	Heike Drechsler	GDR	East Berlin	22 Sep 85
7.45	0.9	Heike Drechsler	GDR	Tallinn	21 Jun 86
7.45	1.1	Heike Drechsler	GDR	Dresden	3 Jul 86
7.45	0.6	Jackie Joyner-Kersey	USA	Indianapolis	13 Aug 87
7.45	1.0	Galina Chistyakova	URS	Leningrad	11 Jun 88
7.52	1.4	Galina Chistyakova	URS	Leningrad	11 Jun 88

Triple Jump**5 ratified world records**

14.54	1.1	Li Huirong	CHN	Sapporo	25 Aug 90
14.95	-0.2	Inessa Kravets	URS	Moskva	10 Jun 91
14.97	0.9	Iolanda Chen	RUS	Moskva	18 Jun 93
15.09	0.5	Anna Biryukova	RUS	Stuttgart	21 Aug 93
15.50	0.9	Inessa Kravets	UKR	Göteborg	10 Aug 95

Shot Put**50 ratified world records**

10.15		Violette Gouraud-Morris	FRA	Paris	14 Jul 24
10.84		Ruth Lange	GER	Praha	28 May 27
11.32		Ruth Lange	GER	Breslau	6 Aug 27
11.52		Ruth Lange	GER	Berlin	3 Jun 28
11.96		Grete Heublein	GER	Berlin	15 Jul 28
12.85		Grete Heublein	GER	Frankfurt-am-Main	21 Jul 29
12.88		Grete Heublein	GER	Paris	28 Jun 31
13.70		Grete Heublein	GER	Bielefeld	16 Aug 31
14.38		Gisela Mauermayer	GER	Warszawa	15 Jul 34
14.59		Tatyana Sevryukova	URS	Moskva	4 Aug 48
14.86		Klavdiya Tochonova	URS	Tbilisi	30 Oct 49
15.02		Anna Andreyeva	URS	Ploesti	9 Nov 50
15.28		Galina Zybina	URS	Helsinki	26 Jul 52
15.37		Galina Zybina	URS	Frunze	20 Sep 52
15.42		Galina Zybina	URS	Frunze	1 Oct 52
16.20		Galina Zybina	URS	Malmö	9 Oct 53
16.28		Galina Zybina	URS	Kiyev	14 Sep 54

MARK	NAME	COUNTRY	VENUE	DATE
16.28	Galina Zybina	URS	Leningrad	5 Sep 55
16.67	Galina Zybina	URS	Tbilisi	15 Nov 55
16.76	Galina Zybina	URS	Tashkent	13 Oct 56
17.25	Tamara Press	URS	Nalchik	26 Apr 59
17.42	Tamara Press	URS	Moskva	16 Jul 60
17.78	Tamara Press	URS	Moskva	13 Aug 60
18.55	Tamara Press	URS	Leipzig	10 Jun 62
18.55	Tamara Press	URS	Beograd	12 Sep 62
18.59	Tamara Press	URS	Kassel	19 Sep 65
18.67	Nadezhda Chizhova	URS	Sochi	28 Apr 68
18.87	Margitta Gummel	GDR	Frankfurt/Oder	22 Sep 68
19.07	Margitta Gummel	GDR	Ciudad de México	20 Oct 68
19.61	Margitta Gummel	GDR	Ciudad de México	20 Oct 68
19.72	Nadezhda Chizhova	URS	Moskva	30 May 69
20.09	Nadezhda Chizhova	URS	Chorzów	13 Jul 69
20.10	Margitta Gummel	GDR	East Berlin	11 Sep 69
20.10	Nadezhda Chizhova	URS	Pireás	16 Sep 69
20.43	Nadezhda Chizhova	URS	Pireás	16 Sep 69
20.43	Nadezhda Chizhova	URS	Moskva	29 Aug 71
20.63	Nadezhda Chizhova	URS	Sochi	19 May 72
21.03	Nadezhda Chizhova	URS	München	7 Sep 72
21.20	Nadezhda Chizhova	URS	Lvov	28 Aug 73
21.60	Marianne Adam	GDR	East Berlin	6 Aug 75
21.67	Marianne Adam	GDR	Karl-Marx-Stadt	30 May 76
21.87	Ivanka Khristova	BUL	Belmeken	3 Jul 76
21.89	Ivanka Khristova	BUL	Belmeken	4 Jul 76
21.99	Helena Fibingerová	TCH	Opava	26 Sep 76
22.32	Helena Fibingerová	TCH	Nitra	20 Aug 77
22.36	Ilona Slupianek	GDR	Celje	2 May 80
22.45	Ilona Slupianek	GDR	Potsdam	10 May 80
22.53	Natalya Lisovskaya	URS	Sochi	27 May 84
22.60	Natalya Lisovskaya	URS	Moskva	7 Jun 87
22.63	Natalya Lisovskaya	URS	Moskva	7 Jun 87

Discus Throw**55 ratified world records**

27.39	Yvonne Tembouret	FRA	Paris	23 Sep 23
27.70	Lucie Petit	FRA	Paris	14 Jul 24
28.325	Lucie Petit-Daigré	BEL/FRA	Bruxelles	21 Jul 24
30.225	Lucienne Velu	FRA	Paris	14 Sep 24
31.15	Maria Vidlaková	TCH	Praha	11 Oct 25
34.15	Halina Konopacka	POL	Warszawa	23 May 26
38.34	Milly Reuter	GER	Braunschweig	22 Aug 26
39.18	Halina Konopacka	POL	Warszawa	4 Sep 27
39.62	Halina Konopacka	POL	Amsterdam	31 Jul 28
40.345	Jadwiga Wajs	POL	Pabianice	15 May 32
40.39	Jadwiga Wajs	POL	Lódz	16 May 32
40.84	Grete Heublein	GER	Hagen	19 Jun 32
42.43	Jadwiga Wajs	POL	Lódz	19 Jun 32
43.08	Jadwiga Wajs	POL	Królewska Huta	15 Jul 33
43.795	Jadwiga Wajs	POL	London	11 Aug 34
44.34	Gisela Mauermayer	GER	Ulm	2 Jun 35
44.76	Gisela Mauermayer	GER	Nürnberg	4 Jun 35
45.53	Gisela Mauermayer	GER	München	23 Jun 35
46.10	Gisela Mauermayer	GER	Jena	29 Jun 35
47.12	Gisela Mauermayer	GER	Dresden	25 Aug 35
48.31	Gisela Mauermayer	GER	Berlin	11 Jul 36
53.25	Nina Dumbadze	URS	Moskva	8 Aug 48
53.37	Nina Dumbadze	URS	Gori	27 May 51
53.61	Nina Romashkova	URS	Odessa	9 Aug 52
57.04	Nina Dumbadze	URS	Tbilisi	18 Oct 52
57.15	Tamara Press	URS	Roma	12 Sep 60
57.43	Tamara Press	URS	Moskva	15 Jul 61
58.06	Tamara Press	URS	Sofiya	1 Sep 61
58.98	Tamara Press	URS	London	20 Sep 61
59.29	Tamara Press	URS	Moskva	18 May 63
59.70	Tamara Press	URS	Moskva	11 Aug 65
61.26	Liesel Westermann	FRG	São Paulo	5 Nov 67
61.64	Christine Spielberg	GDR	Regis Breitingen	26 May 68
62.54	Liesel Westermann	FRG	Werdohl	24 Jul 68

MARK	NAME	COUNTRY	VENUE	DATE
62.70	Liesel Westermann	FRG	East Berlin	18 Jun 69
63.96	Liesel Westermann	FRG	Hamburg	27 Sep 69
64.22	Faina Melnik	URS	Helsinki	12 Aug 71
64.88	Faina Melnik	URS	München	4 Sep 71
65.42	Faina Melnik	URS	Moskva	31 May 72
65.48	Faina Melnik	URS	Augsburg	24 Jun 72
66.76	Faina Melnik	URS	Moskva	4 Aug 72
67.32	Argentina Menis	ROU	Constanța	23 Sep 72
67.44	Faina Melnik	URS	Riga	25 May 73
67.58	Faina Melnik	URS	Moskva	10 Jul 73
69.48	Faina Melnik	URS	Edinburgh	7 Sep 73
69.90	Faina Melnik	URS	Praha	27 May 74
70.20	Faina Melnik	URS	Zürich	20 Aug 75
70.50	Faina Melnik	URS	Sochi	24 Apr 76
70.72	Evelin Jahl	GDR	Dresden	12 Aug 78
71.50	Evelin Jahl	GDR	Potsdam	10 May 80
71.80	Maria Petkova	BUL	Sofiya	13 Jul 80
73.26	Galina Savinkova	URS	Leselidze	22 May 83
73.36	Irina Meszynski	GDR	Praha	17 Aug 84
74.56	Zdeňka Šilhavá	TCH	Nitra	26 Aug 84
76.80	Gabriele Reinsch	GDR	Neubrandenburg	9 Jul 88

Hammer Throw**22 ratified world records (plus one awaiting ratification)**

66.84	Olga Kuzenkova	RUS	Adler	23 Feb 94
66.86	Mihaela Melinte	ROU	București	4 Mar 95
67.00	Olga Kuzenkova	RUS	Moskva	24 May 95
68.14	Olga Kuzenkova	RUS	Moskva	5 Jun 95
68.16	Olga Kuzenkova	RUS	Moskva	5 Jun 95
69.42	Mihaela Melinte	ROU	Cluj-Napoca	12 May 96
69.58	Mihaela Melinte	ROU	București	8 Mar 97
71.22	Olga Kuzenkova	RUS	München	22 Jun 97
73.10	Olga Kuzenkova	RUS	München	22 Jun 97
73.14	Mihaela Melinte	ROU	Poiana Brasov	16 Jul 98
75.29	Mihaela Melinte	ROU	Clermont-Ferrand	13 May 99
75.97	Mihaela Melinte	ROU	Clermont-Ferrand	13 May 99
76.05	Mihaela Melinte	ROU	Rüdlingen	29 Aug 99
76.07	Mihaela Melinte	ROU	Rüdlingen	29 Aug 99
77.06	Tatyana Lysenko	RUS	Moskva	15 Jul 05
77.26	Gulfiya Khanafeyeva	RUS	Tula	12 Jun 06
77.41	Tatyana Lysenko	RUS	Zhukovskiy	24 Jun 06
77.80	Tatyana Lysenko	RUS	Tallinn	15 Aug 06
77.96	Anita Włodarczyk	POL	Berlin	22 Aug 09
78.30	Anita Włodarczyk	POL	Bydgoszcz	6 Jun 10
79.42	Betty Heidler	GER	Halle	21 May 11
79.58	Anita Włodarczyk	POL	Berlin	31 Aug 14
79.83	awaiting ratification	POL	Wrocław	27 Jun 15

Javelin Throw**48 ratified world records**

25.01	Božena Šrámková	TCH	Praha	6 Aug 22
25.325	Božena Šrámková	TCH	Praha	13 Aug 22
27.24	Marie Janderová	TCH	Moravská Ostrava	25 May 24
37.575	Guschi Hargus	GER	Berlin	12 Jun 27
38.39	Guschi Hargus	GER	Berlin	18 Aug 28
40.27	Ellen Braumüller	GER	Berlin	12 Jul 30
42.28	Ellen Braumüller	GER	Magdeburg	2 Aug 31
44.64	Ellen Braumüller	GER	Berlin	12 Jun 32
46.745	Nan Gindele	USA	Chicago	18 Jun 32
47.24	Anneliese Steinheuer	GER	Frankfurt-am-Main	21 Jun 42
48.21	Herma Bauma	AUT	Wien	29 Jun 47
48.63	Herma Bauma	AUT	Wien	12 Sep 48
49.59	Natalya Smirnitckaya	URS	Moskva	25 Jul 49
53.41	Natalya Smirnitckaya	URS	Moskva	5 Aug 49
53.56	Nadezhda Konyayeva	URS	Leningrad	5 Feb 54
55.11	Nadezhda Konyayeva	URS	Kiyev	22 May 54
55.48	Nadezhda Konyayeva	URS	Kiyev	6 Aug 54
55.73	Dana Zátopková	TCH	Praha	1 Jun 58
57.40	Anna Pazera	AUS	Cardiff	24 Jul 58
57.49	Birute Zalogaityté	URS	Tbilisi	30 Oct 58

MARK	NAME	COUNTRY	VENUE	DATE
57.92	Elvira Ozolina	URS	Leselidze	3 May 60
59.55	Elvira Ozolina	URS	Bucureşti	4 Jun 60
59.78	Elvira Ozolina	URS	Moskva	3 Jul 63
62.40	Yelena Gorchakova	URS	Tokyo	16 Oct 64
62.70	Ewa Gryziecka	POL	Bucureşti	11 Jun 72
65.06	Ruth Fuchs	GDR	Potsdam	11 Jun 72
66.10	Ruth Fuchs	GDR	Edinburgh	7 Sep 73
67.22	Ruth Fuchs	GDR	Roma	3 Sep 74
69.12	Ruth Fuchs	GDR	East Berlin	10 Jul 76
69.32	Kate Schmidt	USA	Fürth	11 Sep 77
69.52	Ruth Fuchs	GDR	Dresden	13 Jun 79
69.96	Ruth Fuchs	GDR	Split	29 Apr 80
70.08	Tatyana Biryulina	URS	Podolsk	12 Jul 80
71.88	Antoaneta Todorova	BUL	Zagreb	15 Aug 81
72.40	Tiina Lillak	FIN	Helsinki	29 Jul 82
74.20	Sofia Sakorafa	GRE	Haniá	26 Sep 82
74.76	Tiina Lillak	FIN	Tampere	13 Jun 83
75.26	Petra Felke	GDR	Schwerin	4 Jun 85
75.40	Petra Felke	GDR	Schwerin	4 Jun 85
77.44	Fatima Whitbread	GBR	Stuttgart	28 Aug 86
78.90	Petra Felke	GDR	Leipzig	29 Jul 87
80.00	Petra Felke	GDR	Potsdam	9 Sep 88

New specification introduced in 1999

67.09	Mirela Tzelili	GRE	Sevilla	28 Aug 99
68.22	Trine Hattestad	NOR	Roma	30 Jun 00
69.48	Trine Hattestad	NOR	Oslo	28 Jul 00
71.54	Osleidys Menéndez	CUB	Rethymno	1 Jul 01
71.70	Osleidys Menéndez	CUB	Helsinki	14 Aug 05
72.28	Barbora Špotáková	CZE	Stuttgart	13 Sep 08

Heptathlon

8 ratified world records

The first score given is that computed using the tables in use at the time of the performance. The second is based on the tables currently in use (from 1985)

6716	6788	Ramona Neubert	GDR	Kiyev	28 Jun 81
6773	6845	Ramona Neubert	GDR	Halle	20 Jun 82
6836	6935	Ramona Neubert	GDR	Moskva	19 Jun 83
6867	6946	Sabine Paetz	GDR	Potsdam	6 May 84
7148		Jackie Joyner	USA	Moskva	7 Jul 86
7158		Jackie Joyner	USA	Houston	2 Aug 86
7215		Jackie Joyner-Kersee	USA	Indianapolis	16 Jul 88
7291		Jackie Joyner-Kersee	USA	Seoul	24 Sep 88

Decathlon

2 ratified world records

8150		Marie Collonvillé	FRA	Talence	26 Sep 04
8358		Austra Skujytė	LTU	Columbia	15 Apr 05

5000 Metres Track Walk

17 ratified world records

22:50.0		Aleksandra Deverinskaya	URS	Leningrad	24 Jul 81
22:45.6		Sue Cook	AUS	Adelaide	24 Apr 82
22:41.4		Aleksandra Deverinskaya	URS	Bergen	5 May 82
22:04.0		Olga Yarutkina	URS	Dnepropetrovsk	21 Aug 83
21:51.85		Giuliana Salce	ITA	L'Aquila	1 Oct 83
21:40.3		Yan Hong	CHN	Bergen	5 May 84
21:36.2		Olga Krishtop	URS	Penza	4 Aug 84
21:35.25		Giuliana Salce	ITA	Verona	19 Jun 86
21:34.37		Li Sujie	CHN	Beijing	7 Sep 86
21:26.5		Guan Ping	CHN	Qingdao	17 Oct 86
21:20.2		Yan Hong	CHN	Xinglong	29 Mar 87
20:55.76		Kerry Saxby	AUS	Sydney	10 Jan 88
20:45.32		Kerry Saxby	AUS	Perth	27 Mar 88
20:32.75		Kerry Saxby	AUS	Brisbane	19 Mar 89
20:17.19		Kerry Saxby	AUS	Sydney	14 Jan 90
20:13.26		Kerry Junna-Saxby	AUS	Hobart	23 Feb 96
20:02.60		Gillian O'Sullivan	IRL	Dublin	13 Jul 02

10,000 Metres Track Walk

14 ratified world records

47:58.2		Ann Jansson	SWE	Falkenberg	17 Oct 81
46:15.6		Rosa Underova	URS	Oryol	28 Aug 83

MARK	NAME	COUNTRY	VENUE	DATE
45:47.0	Sue Cook	AUS	Leicester	14 Sep 83
45:39.5	Yan Hong	CHN	Köbenhavn	13 May 84
44:32.50	Yelena Kuznetsova	URS	Bryansk	16 Aug 86
44:26.5	Xu Yongjiu	CHN	Xinglong	31 Mar 87
43:52.1	Chen Yueling	CHN	Zhengzhou	25 Oct 87
43:46.5	Yelena Nikolayeva	URS	Bergen	7 May 88
43:36.41	Yelena Nikolayeva	URS	Kiyev	30 Jul 88
43:26.12	Kerry Saxby	AUS	Canberra	26 Jan 89
43:08.4	Nadezhda Ryashkina	URS	Bergen	28 Apr 89
42:39.2	Ileana Salvador	ITA	Roma	17 Jun 89
42:25.2	Kerry Saxby	AUS	Bergen	26 May 90
41:56.23	Nadezhda Ryashkina	URS	Seattle	24 Jul 90

20,000 Metres Track Walk**3 ratified world records**

1:37:19.1	Xue Ailing	CHN	Xian	18 Sep 99
1:35:23.7	Kristina Saltanovic	LTU	Kaunas	3 Aug 00
1:26:53.2	Olimpiada Ivanova	RUS	Brisbane	6 Sep 01

4 x 100 Metres Relay**47 ratified world records***y denotes time for 4 x 110 Yards Relay (402.34m) which was also ratified as a record for this event*

53.2		Czechoslovakia	TCH	Paris	21 May 22
51.4+		Great Britain & NI	GBR	Paris	20 Aug 22
50.4		Berliner Sport-Club	GER	Köln	11 Jul 26
49.8y		Great Britain & NI	GBR	Göteborg	29 Aug 26
50.0		Viktoria Magdeburg	GER	Breslau	7 Aug 27
50.0		Linnets Saint-Maur	FRA	Paris	15 Jul 28
49.8		TSV München 1860	GER	Berlin	15 Jul 28
48.4		Canada	CAN	Amsterdam	5 Aug 28
49.0		Eintracht Frankfurt	GER	Mannheim	30 Jun 29
49.0		TSV München 1860	GER	Frankfurt-am-Main	21 Jul 29
48.8		TSV München 1860	GER	Nürnberg	20 Jul 30
46.9		United States	USA	Los Angeles	7 Aug 32
46.5		Germany	GER	Köln	21 Jun 36
46.4		Germany	GER	Berlin	8 Aug 36
46.1	46.23	Australia	AUS	Helsinki	27 Jul 52
45.9	46.14	United States	USA	Helsinki	27 Jul 52
45.9	46.18	FR of Germany	FRG	Helsinki	27 Jul 52
45.6		USSR	URS	Budapest	20 Sep 53
45.6		USSR	URS	Moskva	11 Sep 55
45.2		USSR	URS	Kiyev	27 Jul 56
45.1		Germany	FRG/GDR	Dresden	30 Sep 56
44.9	45.00	Australia	AUS	Melbourne	1 Dec 56
44.9	45.07	Germany	FRG/GDR	Melbourne	1 Dec 56
44.5	44.65	Australia	AUS	Melbourne	1 Dec 56
44.4	44.51	United States	USA	Roma	7 Sep 60
44.3		United States	USA	Moskva	15 Jul 61
43.9	43.92	United States	USA	Tokyo	21 Oct 64
43.9		USSR	URS	Leninakan	16 Aug 68
43.6		USSR	URS	Ciudad de México	27 Sep 68
43.4	43.50	United States	USA	Ciudad de México	19 Oct 68
43.4	43.49	Netherlands	NED	Ciudad de México	19 Oct 68
42.8	42.88	United States	USA	Ciudad de México	20 Oct 68
42.8	42.81	FR of Germany	FRG	München	10 Sep 72
42.6		German Democratic Republic	GDR	Potsdam	1 Sep 73
42.6		German Democratic Republic	GDR	East Berlin	24 Aug 74
42.5	42.51	German Democratic Republic	GDR	Roma	8 Sep 74
<i>Progression of automatically-timed records following the first such ratified mark, 42.51 GDR as above:</i>					
42.50		German Democratic Republic	GDR	Karl-Marx-Stadt	29 May 76
42.27		German Democratic Republic	GDR	Potsdam	19 Aug 78
42.10		German Democratic Republic	GDR	Karl-Marx-Stadt	10 Jun 79
42.09		German Democratic Republic	GDR	Torino	4 Aug 79
42.09		German Democratic Republic	GDR	East Berlin	9 Jul 80
41.85		German Democratic Republic	GDR	Potsdam	13 Jul 80
41.60		German Democratic Republic	GDR	Moskva	1 Aug 80
41.53		German Democratic Republic	GDR	East Berlin	31 Jul 83
41.37		German Democratic Republic	GDR	Canberra	6 Oct 85
40.82		United States	USA	London	10 Aug 12

MARK	AUTO	NAME	COUNTRY	VENUE	DATE
4 x 200 Metres Relay			25 ratified world records		
<i>y denotes time for 4 x 220 Yards Relay which was also ratified as a record for this event</i>					
1:53.0y		England	GBR	Paris	30 Oct 21
1:51.6+		England	GBR	Paris	23 Sep 23
1:50.6		SC Charlottenburg Berlin	GER	Berlin	24 Jun 28
1:50.4		Linnets Saint-Maur	FRA	Paris	15 Jul 28
1:48.2		SC Brandenburg Berlin	GER	Berlin	14 Jun 29
1:47.6		Linnets Saint-Maur	FRA	Paris	28 Jul 29
1:45.8		Germany	GER	Neurössen	26 Jun 32
1:45.8		Central Germany	GER	Neurössen	26 Jun 32
1:45.3		Brandenburg	GER	Cottbus	19 Jun 38
1:41.0		Netherlands	NED	Hilversum	27 Aug 44
1:40.6		Dynamo Moskva	URS	Moskva	12 Jul 50
1:39.7		USSR	URS	Bucureşti	27 Sep 51
1:39.7		Southern Counties Team	GBR	London	17 Sep 52
1:36.4		USSR	URS	Bucureşti	9 Aug 53
1:36.4y		German Democratic Republic	GDR	Rostock	29 Jul 56
1:36.3y		Australia	AUS	Sydney	5 Dec 56
1:36.0y		German Democratic Republic	GDR	Leipzig	26 Jul 58
1:35.1		USSR	URS	Moskva	14 Jul 63
1:34.4		USSR	URS	Leninakan	2 Oct 67
1:33.8		Great Britain & NI	GBR	London	24 Aug 68
1:32.4	1:32.39	German Democratic Republic	GDR	Jena	13 Aug 76
1:31.6	1:31.57	Great Britain & NI	GBR	London	20 Aug 77
1:30.8	1:30.74	Ukraine	URS	Moskva	29 Jul 79
1:28.2	1:28.15	German Democratic Republic	GDR	Jena	9 Aug 80
1:27.46		United States "Blue" Team	USA	Philadelphia	29 Apr 00
4 x 400 Metres Relay			15 ratified world records		
3:47.4		Moskva	URS	Moskva	30 May 69
3:43.2		Latvia	URS	Minsk	1 Jun 69
3:37.6		Great Britain & NI	GBR	London	22 Jun 69
3:34.2		France	FRA	Colombes	6 Jul 69
3:33.9		FR of Germany	FRG	Pireás	19 Sep 69
3:30.8	3:30.82	Great Britain & NI	GBR	Pireás	20 Sep 69
3:30.8	3:30.85	France	FRA	Athina	20 Sep 69
3:29.3	3:29.28	German Democratic Republic	GDR	Helsinki	15 Aug 71
3:28.8		German Democratic Republic	GDR	Colombes	5 Jul 72
3:28.5	3:28.48	German Democratic Republic	GDR	München	9 Sep 72
3:23.0	3:22.95	German Democratic Republic	GDR	München	10 Sep 72
3:19.2	3:19.23	German Democratic Republic	GDR	Montréal	31 Jul 76
3:19.04		German Democratic Republic	GDR	Athina	11 Sep 82
3:15.92		German Democratic Republic	GDR	Erfurt	3 Jun 84
3:15.17		USSR	URS	Seoul	1 Oct 88
4 x 800 Metres Relay			9 ratified world records		
8:33.0		German Democratic Republic	GDR	Cottbus	4 Oct 69
8:27.0	8:26.99	Great Britain & NI	GBR	Edinburgh	13 Jun 70
8:25.0		Great Britain & NI	GBR	London	5 Sep 70
8:16.8		FR of Germany	FRG	Lübeck	31 Jul 71
8:08.6		Bulgaria	BUL	Sofiya	12 Aug 73
8:05.2	8:05.24	Bulgaria	BUL	Sofiya	30 Aug 75
7:54.2	7:54.10	German Democratic Republic	GDR	Karl-Marx-Stadt	6 Aug 76
7:52.4		USSR	URS	Podolsk	16 Aug 76
7:50.17		USSR	URS	Moskva	5 Aug 84
Distance Medley Relay (1200m / 400m / 800m / 1600m)			one world record awaiting ratification		
10:36.50	awaiting ratification	United States	USA	Nassau	2 May 15
4 x 1500 Metres Relay			1 ratified world record		
16:33.58		Kenya	KEN	Nassau	24 May 14

MARK	NOTE	NAME	COUNTRY	VENUE	DATE
------	------	------	---------	-------	------

Road events – world bests and world records

These were accepted by the IAAF as world bests from January 1, 2003 and world records from January 1, 2004. From November 1, 2011 the IAAF specified that “world records in road races for women [were] to be recognised in women only races”, though before that rule was enforced it was decided not to apply it in retrospect, so all existing world records (set in mixed races) remained standing. From November 1, 2013 it was agreed that the the IAAF would additionally ratify the best marks in single gender (i.e women only) races. Listed is the progression of world bests prior to official acceptance and superior unratified marks thereafter. Indented are marks set on uncertified or unaided courses which do not fulfill the criteria specified in IAAF Rule 260.28.b (separation between start and finish points should not be more than 50% of race distance) or 260.28.c (the decrease in elevation should not be greater than one in a thousand). Record ratified by the IAAF are shown in bold.

+ denotes marks set en route to longer distances.

10 Kilometres **1 ratified world record**

34:51		Julie Shea	USA	Washington	10 Oct 76
33:49		Marijke Moser	SUI	Bern	19 May 77
32:33		Loa Olofsson	DEN	Kobenhavn	25 Feb 78
	31:16	Grete Waitz	NOR	New York	2 Jun 79
32:02		Grete Waitz	NOR	Hamilton, BER	26 Jan 80
	31:00	Grete Waitz	NOR	New York	1 Jun 80
31:41		Grete Waitz	NOR	Hamilton, BER	30 Jan 82
31:32		Grete Waitz	NOR	Miami	15 Jan 83
	31:29	Wendy Sly	GBR	New Orleans	27 Mar 83
31:25		Ingrid Kristiansen	NOR	Oslo	6 May 84
	30:47	Ingrid Kristiansen	NOR	Bergen	25 May 86
	30:46	Ingrid Kristiansen	NOR	Copenhagen	21 Sep 86
31:07		Liz McColgan	GBR	Orlando	21 Feb 87
30:59		Liz McColgan	GBR	Orlando	6 Feb 88
30:39	30:38.4	Liz McColgan	GBR	Orlando	11 Mar 89
30:29	30:28.6	Asmae Leghzaoui	MAR	New York	8 Jun 02
30:21	30:20.7	Paula Radcliffe	GBR	San Juan	23 Feb 03

10 Kilometres women only race **1 ratified world record**

30:29	30:28.6	Asmae Leghzaoui	MAR	New York	8 Jun 02
--------------	----------------	------------------------	------------	-----------------	-----------------

15 Kilometres **4 ratified world records**

53:05		Grete Waitz	NOR	Stockholm	2 Oct 77
51:37		Marty Cooksey	USA	Portland	25 Jun 78
51:28		Joan Samuelson	USA	Portland	24 Jun 79
48:01		Grete Waitz	NOR	Tampa	9 Feb 80
47:52		Grete Waitz	NOR	Tampa	11 Feb 84
47:17		Ingrid Kristiansen	NOR	Monaco	21 Nov 87
46:57		Elana Meyer	RSA	Cape Town	2 Nov 91
	46:41+	Paula Radcliffe	GBR	South Shields	21 Sep 03
46:55+		Kayoko Fukushi	JPN	Marugame	5 Feb 06
46:28		Tirunesh Dibaba	ETH	Nijmegen	15 Nov 09
46:14+		Florence Kiplagat	KEN	Barcelona	15 Feb 15

15 Kilometres women only race **1 ratified world record**

46:59+		Lornah Kiplagat	NED	Udine	14 Oct 07
---------------	--	------------------------	------------	--------------	------------------

20 Kilometres **6 ratified world records**

79:43		Nadia Garcia	USA	Chula Vista	20 May 72
76:03		Nadia Garcia	USA	San Diego	27 Sep 75
75:00		Karen Bridges	USA	Tulsa	29 Oct 77
74:34		Kim Merritt	USA	Chicago	2 Jul 78
74:08		Julie Shea	USA	Atlanta	1 Apr 79
71:24		Marty Cooksey	USA	Far Hills	20 May 79
70:34+		Patti Lyons	USA	Manchester, VT	23 Sep 79
69:59		Jacqueline Gareau	CAN	Montreal	30 Sep 79
69:31		Nancy Konz	USA	Washington	6 Mar 82
66:52		Cathie Twomey	USA	Nagoya	7 Mar 82
66:37		Hellen Kimaiyo	KEN	Paris	17 Oct 93
	65:11	Wang Xiuting	CHN	Miyazaki	6 Jan 93
65:11		Colleen de Reuck	RSA	New Haven	7 Sep 98
63:54		Lornah Kiplagat	KEN	Alphen aan den Rijn	11 Mar 01
63:26+		Paula Radcliffe	GBR	Bristol	6 Oct 01
	62:21+ estimate	Paula Radcliffe	GBR	South Shields	21 Sep 03
63:21		Lornah Kiplagat	NED	Debrecen	8 Oct 06
62:57+		Lornah Kiplagat	NED	Udine	14 Oct 07
62:36+		Mary Keitany	KEN	Ra's Al Khaymah	18 Feb 11

MARK	NOTE	NAME	COUNTRY	VENUE	DATE
61:56+		Florence Kiplagat	KEN	Barcelona	16 Feb 14
61:54+		Florence Kiplagat	KEN	Barcelona	15 Feb 15
20 Kilometres women only race					1 ratified world record
62:57+		Lornah Kiplagat	NED	Udine	14 Oct 07
Half Marathon					5 ratified world records
75:04		Marty Cooksey	USA	San Diego	26 Aug 78
75:58		Michiko Gorman	USA	Pasadena	19 Nov 78
75:01		Ellison Goodall	USA	Winston-Salem	10 Mar 79
74:50		Kathy Mintie	USA	San Diego	25 Aug 79
74:04		Patty Catalano	USA	Manchester, VT	23 Sep 79
73:59		Marja Wokke	NED	Den Haag	29 Mar 80
73:26		Joan Benoit	USA	New Orleans	18 Jan 81
71:16		Joan Benoit	USA	San Diego	7 Mar 81
69:57		Grete Waitz	NOR	Göteborg	15 May 82
69:14		Joan Benoit	USA	Philadelphia	18 Sep 83
68:34		Joan Benoit	USA	Philadelphia	16 Sep 84
66:40		Ingrid Kristiansen	NOR	Sandnes	5 Apr 87
68:32		Ingrid Kristiansen	NOR	New Bedford	19 Mar 89
67:59		Elana Meyer	RSA	East London	18 May 91
67:59		Uta Pippig	GER	Kyoto	20 Mar 94
67:58		Uta Pippig	GER	Kyoto	19 Mar 95
67:36		Elana Meyer	RSA	Kyoto	9 Mar 97
67:29		Elana Meyer	RSA	Kyoto	8 Mar 98
66:44		Elana Meyer	RSA	Tokyo	15 Jan 99
65:44		Susan Chepkemei	KEN	Lisboa	1 Apr 01
65:40	65:39.6	Paula Radcliffe	GBR	South Shields	21 Sep 03
66:25		Lornah Kiplagat	NED	Udine	14 Oct 07
65:50		Mary Keitany	KEN	Ra's Al Khaymah	18 Feb 11
65:12		Florence Kiplagat	KEN	Barcelona	16 Feb 14
65:09		Florence Kiplagat	KEN	Barcelona	15 Feb 15
Half Marathon women only race					1 ratified world record
66:25		Lornah Kiplagat	NED	Udine	14 Oct 07
25 Kilometres					3 ratified world records
1:44:38		Nina Kucsik	USA	New York (Bronx)	17 Oct 71
1:41:50		Charlotte Teske	FRG	Greisheim	20 Nov 74
1:31:52		Christa Vahlensieck	FRG	Duren	23 Mar 75
1:31:00		Christa Vahlensieck	FRG	Duren	13 Sep 75
1:30:34		Manuela Angenvoorth	FRG	Paderborn	17 Apr 76
1:30:06		Christa Vahlensieck	FRG	Ameln	2 May 76
1:28:33		Christa Vahlensieck	FRG	Greisheim	22 Nov 78
1:28:18		Joyce Smith	GBR	Brugges	29 Jun 80
1:27:00	1:26:59.7	Charlotte Teske	FRG	Greisheim	18 Nov 81
1:26:34		Nancy Konz	USA	Boston	13 Jun 82
1:26:32		Charlotte Teske	FRG	Greisheim	17 Nov 82
1:22:28		Grete Waitz	NOR	Paderborn	29 Mar 86
1:22:31+		Naoko Takahashi	JPN	Berlin	30 Sep 01
1:20:36+		Paula Radcliffe	GBR	London	13 Apr 03
1:22:13+		Mizuki Noguchi	JPN	Berlin	25 Sep 05
1:21:57+		Deena Kastor	USA	Chicago	9 Oct 05
1:21:31+		Constantina Tomescu-Dita	ROU	Chicago	22 Oct 06
1:19:53		Mary Keitany	KEN	Berlin	9 May 10
25 Kilometres women only race					1 ratified world record
1:22:47+		Paula Radcliffe	GBR	Helsinki	14 Aug 05
30 Kilometres					2 ratified world records plus one awaiting ratification
<i>The 30Km point during the London Marathon had too great a drop for record purposes until a course change for the 2005 race when the overall loss of elevation was 11m and so within the threshold required</i>					
2:03:04		E Pasquale	ITA		66
1:55:20		Raisa Smekhnova	URS	Novomoskovsk	29 Dec 75
1:54:47		Jacqueline Hansen	USA	Culver City	15 Feb 76
1:53:31		Patti Catalano	USA	Wellesley	18 Feb 79
1:53:07		Marty Cooksey	USA	Springdale	6 May 79
1:50:45		Marty Cooksey	USA	Pasadena	10 May 80

MARK	NAME	COUNTRY	VENUE	DATE
1:47:17+	Joan Benoit	USA	Auckland	3 Feb 80
1:44:25	Patti Catalano	USA	Ohme	15 Feb 81
1:43:26	Eriko Asai	JPN	Osaka	8 Dec 91
1:41:57	Naoko Takahashi	JPN	Ohme	18 Feb 01
1:39:02+	Naoko Takahashi	JPN	Berlin	30 Sep 01
1:36:36+	Paula Radcliffe	GBR	London	13 Apr 03
1:39:09	Mizuki Noguchi	JPN	Ohme	15 Feb 04
1:37:27+	Paula Radcliffe	GBR	London	17 Apr 05
1:38:49+	Mizuki Noguchi	JPN	Berlin	25 Sep 05
1:38:23+ . awaiting ratification	Liliya Shobukhova	RUS	Chicago	9 Oct 11

30 Kilometres women only race

3 ratified world records

1:39:11+	Mary Keitany	KEN	London	17 Apr 11
1:39:11+	Edna Kiplagat	KEN	London	13 Apr 14
1:39.11+	Florence Kiplagat	KEN	London	13 Apr 14

Marathon**1 ratified world record**

3:40:22	Violet Piercy	GBR	Chiswick	3 Oct 26
3:37:07	Merry Lepper	USA	Culver City	16 Dec 63
3:27:45	Dale Greig	GBR	Ryde/Isle of Wight	23 May 64
3:19:33	Mildred Sampson	NZL	Auckland	21 Jul 64
3:15:22	Maureen Wilton	CAN	Toronto	6 May 67
3:07:26.2	Anni Pede-Erdkamp	FRG	Waldniel	16 Sep 67
3:02:53	Caroline Walker	USA	Seaside	28 Feb 70
3:01:42	Elizabeth Bonner	USA	Philadelphia	9 May 71
2:55:22	Elizabeth Bonner	USA	New York	19 Sep 71
2:49:40	Cheryl Bridges	USA	Culver City	5 Dec 71
2:46:36	Michiko Gorman	USA	Culver City	2 Dec 73
2:46:24	Chantal Langlacé	FRA	Neuf Brisach	27 Oct 74
2:43:54.5	Jacqueline Hansen	USA	Culver City	1 Dec 74
2:42:24	Liane Winter	FRG	Boston	21 Apr 75
2:40:15.8	Christa Vahlensieck	FRG	Dülmen	3 May 75
2:38:19	Jacqueline Hansen	USA	Eugene	12 Oct 75
2:35:15.4	Chantal Langlacé	FRA	Oyarzun	1 May 77
2:34:47.5	Christa Vahlensieck	FRG	West Berlin	10 Sep 77
2:32:29.8	Grete Waitz	NOR	New York	22 Oct 78
2:27:32.6	Grete Waitz	NOR	New York	21 Oct 79
2:25:41.3	Grete Waitz	NOR	New York	26 Oct 80
2:25:28.7	Grete Waitz	NOR	London	17 Apr 83
2:22:43	Joan Benoit	USA	Boston	18 Apr 83
2:21:06	Ingrid Kristiansen	NOR	London	21 Apr 85
2:20:47	Tegla Loroupe	KEN	Rotterdam	19 Apr 98
2:20:43	Tegla Loroupe	KEN	Berlin	26 Sep 99
2:19:46	Naoko Takahashi	JPN	Berlin	30 Sep 01
2:18:47	Catherine Ndereba	KEN	Chicago	7 Oct 01
2:17:18	Paula Radcliffe	GBR	Chicago	13 Oct 02
2:15:25 2:15:24.6	Paula Radcliffe	GBR	London	13 Apr 03

Marathon women only race

1 ratified world record

2:17:42	Paula Radcliffe	GBR	London	17 Apr 05
----------------	------------------------	------------	---------------	------------------

20 Kilometres Road Walk**5 ratified world records (plus one awaiting ratification)**

2:14:07	Antonie Odvárková	TCH	Praha	4 Sep 31
2:14:00	Antonie Brixiová	TCH	Praha	6 Sep 31
1:59:02	Lina Aebersold	SUI	Zürich	9 Jun 34
1:57:35	Marie van Tonder	RSA	CapeTown	28 Jul 62
1:57:26	Irma Hansson	SWE	København	27 Oct 63
1:54:30	Irma Hansson	SWE	København	22 Oct 67
1:53:46	Karin Möller	DEN	København	27 Oct 68
1:51:05	Irma Hansson	SWE	København	12 Oct 69
1:47:10	Margareta Simu	SWE	København	22 Sep 73
1:43:38	Lilian Harpur	AUS	Adelaide	16 Jul 77
1:43:20	Thorill Gylde	NOR	Mixhuca	23 Apr 78
1:41:42	Sue Cook	AUS	Melbourne	3 Feb 80
1:39:31	Sue Cook	AUS	Melbourne	20 Dec 81
1:36:36	Sue Cook	AUS	Melbourne	19 Dec 82
1:36:23	Sue Cook	AUS	Canberra	7 Jul 84
1:36:19	Sally Pierson	AUS	Melbourne	17 Jul 84
1:29:40	Kerry Saxby	AUS	Värnamo	13 May 88

MARK	NAME	COUNTRY	VENUE	DATE
1:27:30	Liu Hongyu	CHN	Beijing	1 May 95
1:27:30	Nadezhda Ryashkina	RUS	Adler	7 Feb 99
1:25:18	Tatyana Gudkova	RUS	Moskva	19 May 00
1:24:50	Olimpiada Ivanova	RUS	Adler	4 Mar 01
1:26:22	Wang Yan	CHN	Guangzhou	19 Nov 01
1:26:22	Yelena Nikolayeva	RUS	Cheboksary	18 May 03
1:25:41	Olimpiada Ivanova	RUS	Helsinki	7 Aug 05
1:25:08	Vera Sokolova	RUS	Sochi	26 Feb 11
1:25:02	Yelena Lashmanova	RUS	London	11 Aug 12
1:24:38	awaiting ratification	CHN	La Coruña	6 Jun 15

Further potential world records which were not ratifiable set in the time after the first ratified mark on November 19, 2001:

1:25:11	Olga Kaniskina	RUS	Adler	23 Feb 08
1:24:56	Olga Kaniskina	RUS	Adler	28 Feb 09
1:25:11	Anisya Kiryapkina	RUS	Sochi	20 Feb 10
1:24:47	Elmira Alembekova	RUS	Sochi	27 Feb 15

Additional road race record events (for which no women-only records are established)

100 Kilometres Road

1 ratified world record

6:33:11 **Tomeo Abe** **JPN** **Yufutsu** **25 Jun 00**

Road Relay (Stages of 10Km, 5Km, 10Km, 5Km, 7.195Km)

1 ratified world record

2:11:41 **PR of China** **CHN** **Beijing** **28 Feb 98**



BEST THREE BY YEAR 1963-2014

See men's section (page 689) for general notes. In some of the newer disciplines, the start year is later due to the lack of meaningful performances as the event was under development.

YEAR	FIRST			SECOND			THIRD		
100 Metres									
1963	Dorothy Hyman	GBR	11.3	Five women		11.4			
1964	Wyomia Tyus	USA	11.22	Ewa Klobukowska	POL	11.42	Edith McGuire	USA	11.47
1965	Ewa Klobukowska	POL	11.1						
	Irena Kirszenstein	POL	11.1						
	Wyomia Tyus	USA	11.1						
1966	Irena Kirszenstein	POL	11.2				Margit Nemesházi-Markó	HUN	11.4
	Ewa Klobukowska	POL	11.2				Hannelore Trabert	FRG	11.4
1967	Barbara Ferrell	USA	11.1	Jennifer Lamy	AUS	11.2			
				Ewa Klobukowska	POL	11.2			
				Irena Kirszenstein	POL	11.2			
1968	Wyomia Tyus	USA	11.08	Barbara Ferrell	USA	11.12	Irena Szewińska	POL	11.19
1969	Jennifer Lamy	AUS	11.3						
	Petra Vogt	GDR	11.3						
	Karin Balzer	GDR	11.3						
	Irena Kirszenstein/Szewińska	POL	11.3						
	Sylviane Telliez	FRA	11.3						
	Iris Davis	USA	11.3						
	Chi Cheng	TPE	11.3						
1970	Chi Cheng	TPE	11.22	Renate Meissner	GDR	11.0	Wilma van den Berg	NED	11.2
							Iris Davis	USA	11.2
1971	Renate Meissner/Stecher	GDR	11.0	Raelene Boyle	AUS	11.1			
				Ellen Stropahl	GDR	11.1			
				Alice Annum	GHA	11.1			
				Inge Helten	FRG	11.1			
1972	Renate Stecher	GDR	11.07	Silvia Chivás	CUB	11.18	Raelene Boyle	AUS	11.23
1973	Renate Stecher	GDR	11.07	Mona-Liisa Pursiainen	FIN	11.19	Doris Selmigkeit	GDR	11.0
							Petra Kandarr	GBR	11.0
1974	Irena Szewińska	POL	11.13	Raelene Boyle	AUS	11.23			
				Renate Stecher	GDR	11.23			
1975	Renate Stecher	GDR	11.13	Andrea Lynch	GBR	11.16	Silvia Chivás	CUB	11.17
1976	Annegret Richter	FRG	11.01	Inge Helten	FRG	11.04	Brenda Morehead	USA	11.08
1977	Marlies Oelsner	GDR	10.88	Annegret Richter	FRG	11.03			
				Monika Hamann	GDR	11.03			
1978	Marlies Oelsner/Göhr	GDR	10.94	Brenda Morehead	USA	11.14			
				Lilieth Hodges	JAM	11.14			
1979	Marlies Göhr	GDR	10.97				Brenda Morehead	USA	11.11
	Evelyn Ashford	USA	10.97						
1980	Marlies Göhr	GDR	10.93	Marita Koch	GDR	10.99	Romy Müller	GDR	11.02
1981	Evelyn Ashford	USA	10.90	Merlene Ottey	JAM	11.07	Jarmila Kratochvilová	TCH	11.09
							Marlies Göhr	GDR	11.09
1982	Marlies Göhr	GDR	10.88	Evelyn Ashford	USA	10.93	Bärbel Wöckel	GDR	10.95
1983	Evelyn Ashford	USA	10.79	Marlies Göhr	GDR	10.81	Marita Koch	GDR	10.83
1984	Evelyn Ashford	USA	10.76	Marlies Göhr	GDR	10.84	Florence Griffith	USA	10.99
1985	Marlies Göhr	GDR	10.86	Merlene Ottey	JAM	10.92	Marita Koch	GDR	10.97
1986	Evelyn Ashford	USA	10.88	Heike Drechsler	GDR	10.91			
				Marlies Göhr	GDR	10.91			
1987	Anelia Nuneva	BUL	10.86				Merlene Ottey	JAM	10.87
	Silke Gladisch	GDR	10.86						
1988	Florence Griffith Joyner	USA	10.49	Evelyn Ashford	USA	10.81	Sheila Echols	USA	10.83
1989	Dawn Sowell	USA	10.78	Merlene Ottey	JAM	10.95	Laurence Bily	FRA	11.04
1990	Merlene Ottey	JAM	10.78	Katrin Krabbe	GDR	10.89	Carlette Guidry	USA	11.03
1991	Merlene Ottey	JAM	10.79	Katrin Krabbe	GER	10.91	Carlette Guidry	USA	10.94
1992	Merlene Ottey	JAM	10.80	Irina Privalova	EUN	10.82			
				Gail Devers	USA	10.82			
1993	Gail Devers	USA	10.82				Gwen Torrence	USA	10.86
	Merlene Ottey	JAM	10.82						
1994	Irina Privalova	RUS	10.77	Merlene Ottey	JAM	10.78	Gwen Torrence	USA	10.82
1995	Gwen Torrence	USA	10.84	Merlene Ottey	JAM	10.85	Irina Privalova	RUS	10.90
1996	Merlene Ottey	JAM	10.74	Gwen Torrence	USA	10.82	Gail Devers	USA	10.83

YEAR	FIRST			SECOND			THIRD		
1997	Marion Jones	USA	10.76	Li Xuemei	CHN	10.79	Merlene Ottey	JAM	10.83
1998	Marion Jones	USA	10.65	Christine Arron	FRA	10.73	Irina Privalova	RUS	10.83
1999	Marion Jones	USA	10.70	Inger Miller	USA	10.79	Katerína Thánou	GRE	10.83
2000	Marion Jones	USA	10.78	Chandra Sturruup	BAH	10.86	Katerína Thánou	GRE	10.91
							Inger Miller	USA	10.91
2001	Zhanna Pintusevich-Block	UKR	10.82	Katerína Thánou	GRE	10.91	Chandra Sturruup	BAH	10.95
2002	Debbie Ferguson	BAH	10.91	Tayna Lawrence	JAM	10.93	Chryste Gaines	USA	10.94
2003	Chryste Gaines	USA	10.86	Chandra Sturruup	BAH	10.89	Torri Edwards	USA	10.93
2004	Ivet Lalova	BUL	10.77	Veronica Campbell	JAM	10.91	Yuliya Nesterenko	BLR	10.92
2005	Chandra Sturruup	BAH	10.84	Veronica Campbell	JAM	10.85	Lauryn Williams	USA	10.88
2006	Sherone Simpson	JAM	10.82	Veronica Campbell	JAM	10.99	Kerron Stewart	JAM	11.03
							Me'Lisa Barber	USA	11.03
							LaTasha Jenkins	USA	11.03
2007	Veronica Campbell	JAM	10.89	Torri Edwards	USA	10.90	Me'Lisa Barber	USA	10.95
2008	Torri Edwards	USA	10.78				Kerron Stewart	JAM	10.80
	Shelly-Ann Fraser	JAM	10.78						
2009	Carmelita Jeter	USA	10.64	Shelly-Ann Fraser	JAM	10.73	Kerron Stewart	JAM	10.75
2010	Veronica Campbell-Brown	JAM	10.78	Carmelita Jeter	USA	10.82	Kelly-Ann Baptiste	TTO	10.84
2011	Carmelita Jeter	USA	10.70	Veronica Campbell-Brown	JAM	10.76	Marshevet Myers	USA	10.86
2012	Shelly-Ann Fraser-Pryce	JAM	10.70	Carmelita Jeter	USA	10.78	Veronica Campbell-Brown	JAM	10.81
2013	Shelly-Ann Fraser-Pryce	JAM	10.71	Blessing Okagbare	NGR	10.79	Barbara Pierre	USA	10.85
							English Gardner	USA	10.85
2014	Tori Bowie	USA	10.80	Michelle-Lee Ahye	TTO	10.85			
				Blessing Okagbare	NGR	10.85			
200 Metres † while South Africa were suspended from IAAF)									
1963	Margaret Burvill	AUS	23.1	Dorothy Hyman	GBR	23.2	Joyce Bennett	AUS	23.4
							Galina Popova	URS	23.4
1964	Margaret Burvill	AUS	22.8	Edith McGuire	USA	23.05	Irena Kirszenstein	POL	23.13
							Marilyn Black	AUS	23.1
1965	Irena Kirszenstein	POL	22.7	Ewa Klóbukowska	POL	23.0	Edith McGuire	USA	23.1
1966	Irena Kirszenstein	POL	23.1				Irene Piotrowski	CAN	23.4
	Ewa Klóbukowska	POL	23.1				Miguelina Cobian	CUB	23.4
1967	Irena Kirszenstein	POL	22.7	Ewa Klóbukowska	POL	22.9	Jennifer Lamy	AUS	23.1
1968	Irena Kirszenstein/Szewińska	POL	22.58	Raelene Boyle	AUS	22.74	Barbara Ferrell	USA	22.87
1969	Irena SzeWińska	POL	23.0				Renate Meissner	GDR	23.33
	Petra Vogt	GDR	23.0						
1970	Chi Cheng	TPE	22.62	Renate Meissner	GDR	22.7	Raelene Boyle	AUS	22.9
1971	Renate Meissner/Stecher	GDR	22.67	Irena SzeWińska	POL	22.75	Alice Annum	GHA	23.01
1972	Renate Stecher	GDR	22.6	Ellen Stropahl	GDR	22.7			
				Irena SzeWińska	POL	22.7			
1972	Renate Stecher	GDR	22.40	Raelene Boyle	AUS	22.45	Irena SzeWińska	POL	22.74
1973	Renate Stecher	GDR	22.38	Mona-Liisa Pursiainen	FIN	22.39	Doris Maletzki	GDR	22.3
							Marina Sidorova	URS	22.72
1974	Irena SzeWińska	POL	22.21	Raelene Boyle	AUS	22.50	Renate Stecher	GBR	22.68
1975	Renate Stecher	GDR	22.44	Irena SzeWińska	POL	22.4	Chandra Cheeseborough	USA	22.77
1976	Bärbel Eckert	GDR	22.37	Annegret Richter	FRG	22.39	Irena SzeWińska	POL	22.41
1977	Irena SzeWińska	POL	22.37	Marita Koch	GDR	22.38	Bärbel Eckert	GDR	22.52
1978	Marita Koch	GDR	22.06	Marlies Göhr	GDR	22.38	Ludmila Kondratyeva	URS	22.52
1979	Marita Koch	GDR	21.71	Evelyn Ashford	USA	21.83	Ludmila Kondratyeva	URS	22.33
1980	Bärbel Eckert/Wöckel	GDR	22.01	Natalya Bochina	URS	22.19	Merlene Ottey	JAM	22.20
1981	Evelyn Ashford	USA	21.84	Jarmila Kratochvílová	TCH	21.97	Bärbel Wöckel	GDR	22.07
1982	Marita Koch	GDR	21.76	Bärbel Wöckel	GDR	22.04	Evelyn Ashford	USA	22.10
1983	Marita Koch	GDR	21.82	Evelyn Ashford	USA	21.88	Chandra Cheeseborough	USA	21.99
1984	Marita Koch	GDR	21.71	Marlies Göhr	GDR	21.74	Valerie Brisco-Hooks	USA	21.81
1985	Marita Koch	GDR	21.78	Merlene Ottey	JAM	21.93	Valerie Brisco-Hooks	USA	21.98
1986	Heike Drechsler	GDR	21.71	Evelyn Ashford	USA	21.97	Silke Gladisch	GDR	22.07
1987	Silke Gladisch	GDR	21.74	Florence Griffith	USA	21.96	Anelia Nuneva	BUL	22.01
1988	Florence Griffith Joyner	USA	21.34	Grace Jackson	JAM	21.72	Heike Drechsler	GDR	21.84
1989	Dawn Sowell	USA	22.04	Evette de Klerk	RSA	22.06†	Merlene Ottey	JAM	22.21
1990	Merlene Ottey	JAM	21.66	Katrin Krabbe	GDR	21.95	Heike Drechsler	GDR	22.19
1991	Merlene Ottey	JAM	21.64	Katrin Krabbe	GER	21.96	Gwen Torrence	USA	22.07
1992	Gwen Torrence	USA	21.72	Juliet Cuthbert	JAM	21.75	Irina Privalova	EUN	21.93
1993	Merlene Ottey	JAM	21.77	Irina Privalova	RUS	21.88	Gwen Torrence	USA	21.92
1994	Gwen Torrence	USA	21.85	Irina Privalova	RUS	22.02	Merlene Ottey	JAM	22.07
1995	Gwen Torrence	USA	21.77	Irina Privalova	RUS	21.87	Merlene Ottey	JAM	21.93
1996	Marie-José Pérec	FRA	22.07				Merlene Ottey	JAM	22.08
	Mary Onyali	NGR	22.07						
1997	Marion Jones	USA	21.76	Li Xuemei	CHN	22.01	Merlene Ottey	JAM	22.06

YEAR	FIRST		SECOND		THIRD			
1998	Marion Jones	USA	21.62	Inger Miller	USA	22.20	Falilat Ogunkoya	NGR 22.22
1999	Inger Miller	USA	21.77	Marion Jones	USA	21.81	Merlene Frazer	JAM 22.18
2000	Marion Jones	USA	21.94	Inger Miller	USA	22.09	Pauline Davis-Thompson	BAH 22.27
2001	LaTasha Jenkins	USA	22.39				Cydonie Mothersill	CAN 22.54
	Debbie Ferguson	BAH	22.39				Myriam Mani	CMR 22.54
2002	Debbie Ferguson	BAH	22.20	Veronica Campbell	JAM	22.39	Muriel Hurtis	FRA 22.43
2003	Allyson Felix	USA	22.11	Torri Edwards	USA	22.28	LaTasha Jenkins	USA 22.31
2004	Veronica Campbell	JAM	22.05	Allyson Felix	USA	22.18	Debbie Ferguson	BAH 22.30
2005	Allyson Felix	USA	22.13	Rachelle Boone-Smith	USA	22.22	Lauryn Williams	USA 22.27
2006	Sherone Simpson	JAM	22.00	Allyson Felix	USA	22.11	Sanya Richards	USA 22.17
2007	Allyson Felix	USA	21.81	Rachelle Smith	USA	22.31		
				Sanya Richards	USA	22.31		
2008	Veronica Campbell-Brown	JAM	21.74	Allyson Felix	USA	21.93	Kerron Stewart	JAM 21.99
2009	Allyson Felix	USA	21.88	Debbie Ferguson McKenzie	BAH	22.23	Veronica Campbell-Brown	JAM 22.29
							Sanya Richards	USA 22.29
2010	Veronica Campbell-Brown	JAM	21.98	Allyson Felix	USA	22.03	Myriam Soumaré	FRA 22.32
2011	Shalonda Solomon	USA	22.15	Carmelita Jeter	USA	22.20	Veronica Campbell-Brown	JAM 22.22
2012	Allyson Felix	USA	21.69	Sanya Ross-Richards	USA	22.09		
				Shelly-Ann Fraser-Pryce	JAM	22.09		
2013	Shelly-Ann Fraser-Pryce	JAM	22.13	Murielle Houré	CIV	22.24	Tiffany Townsend	USA 22.26
2014	Allyson Felix	USA	22.02	Dafne Schippers	NED	22.03	Myriam Soumaré	FRA 22.11

400 Metres

1963	Sin Kim-Dan	PRK	51.4	Betty Cuthbert	AUS	52.9	Joy Griesevson	GBR 53.12
1964	Sin Kim-Dan	PRK	51.2	Betty Cuthbert	AUS	52.01	Ann Packer	GBR 52.20
1965	Judy Pollock	AUS	52.1	Maria Itkina	URS	52.9	Lilita Zagere	URS 53.5
1966	Judy Pollock	AUS	52.6	Anna Chmelková	TCH	52.9	Charlette Cooke	USA 53.0
1967	Charlette Cooke	USA	52.4	Judy Pollock	AUS	52.6		
				Kathy Hammond	USA	52.6		
1968	Colette Besson	FRA	52.03	Lilian Board	GBR	52.12	Natalia Pechonkina	URS 52.25
1969	Nicole Duclos	FRA	51.77	Colette Besson	FRA	51.79	Kathy Hammond	USA 52.1
1970	Marilyn Neufville	JAM	51.02	Chi Cheng	TPE	52.2	Sandra Brown	AUS 52.4
							Kathy Hammond	USA 52.4
							Christel Frese	FRG 52.4
1971	Helga Seidler	GDR	52.14	Marilyn Neufville	JAM	52.3	Ingelore Lohse	GDR 52.5
							Colette Besson	FRA 52.5
							Monika Zehrt	GDR 52.5
1972	Monika Zehrt	GDR	51.08	Rita Wilden	FRG	51.21	Kathy Hammond	USA 51.64
							Helga Seidler	GDR 51.5
							Dagmar Käsling	GDR 51.5
1973	Rita Kühne	GDR	51.1	Mona-Liisa Pursiainen	FIN	51.27	Nadezhda Kolesnikova	URS 51.53
1974	Irena Szewińska	POL	49.9	Riitta Salin	FIN	50.14	Ellen Streidt	GDR 50.69
1975	Irena Szewińska	POL	50.50	Ellen Streidt	GDR	50.52	Christina Brehmer	GDR 50.84
1976	Irena Szewińska	POL	49.29	Christina Brehmer	GDR	49.77	Ellen Streidt	GDR 50.15
1977	Irena Szewińska	POL	49.52	Marita Koch	GDR	49.53	Christina Brehmer	GDR 49.89
1978	Marita Koch	GDR	48.94	Christina Brehmer	GDR	50.15	Irena Szewińska	POL 50.40
1979	Marita Koch	GDR	48.60	Maria Kulchunova	URS	49.63	Christina Brehmer	GDR 49.72
1980	Marita Koch	GDR	48.88	Jarmila Kratochvílová	TCH	49.46	Christina Brehmer/Lathan	GDR 49.66
1981	Jarmila Kratochvílová	TCH	48.61	Marita Koch	GDR	49.27	Irina Nazarova	URS 50.50
1982	Marita Koch	GDR	48.16	Jarmila Kratochvílová	TCH	48.85	Bärbel Wöckel	GDR 49.56
1983	Jarmila Kratochvílová	TCH	47.99	Tařána Kocembová	TCH	48.59	Mariya Pinigina	URS 49.19
1984	Marita Koch	GDR	48.16	Tařána Kocembová	TCH	48.73	Valerie Brisco-Hooks	USA 48.83
1985	Marita Koch	GDR	47.60	Olga Vladykina	URS	48.27	Valerie Brisco-Hooks	USA 49.56
1986	Marita Koch	GDR	48.22	Olga Vladykina	URS	49.67	Petra Müller	GDR 49.79
1987	Olga Vladykina/Bryzgina	URS	49.38	Petra Müller	GDR	49.64	Mariya Pinigina	URS 49.87
1988	Olga Bryzgina	URS	48.65	Olga Nazarova	URS	49.11	Petra Müller	GDR 49.30
1989	Ana Quirot	CUB	50.01	Pauline Davis	BAH	50.18	Grit Breuer	GDR 50.48
1990	Grit Breuer	GDR	49.50	Ana Quirot	CUB	50.03	Pauline Davis	BAH 50.05
1991	Marie-José Pérec	FRA	49.13	Grit Breuer	GER	49.42	Ana Quirot	CUB 49.61
1992	Marie-José Pérec	FRA	48.83	Olga Bryzgina	EUN	49.05	Gwen Torrence	USA 49.64
							Ximena Restrepo	COL 49.64
1993	Ma Yuqin	CHN	49.81	Jearl Miles	USA	49.82	Gwen Torrence	USA 49.83
1994	Marie-José Pérec	FRA	49.77	Cathy Freeman	AUS	50.04	Maicel Malone	USA 50.05
1995	Marie-José Pérec	FRA	49.28	Fatima Yusuf	NGR	49.43	Pauline Davis	BAH 49.96
1996	Marie-José Pérec	FRA	48.25	Cathy Freeman	AUS	48.63	Falilat Ogunkoya	NGR 49.10
1997	Cathy Freeman	AUS	49.39	Jearl Miles Clark	USA	49.40	Falilat Ogunkoya	NGR 49.48
1998	Charity Opara	NGR	49.29	Grit Breuer	GER	49.51	Falilat Ogunkoya	NGR 49.52
1999	Falilat Ogunkoya	NGR	49.62	Cathy Freeman	AUS	49.67	Anja Rücker	GER 49.74
2000	Cathy Freeman	AUS	49.11	Lorraine Graham	JAM	49.58	Marion Jones	USA 49.59

YEAR	FIRST			SECOND			THIRD		
2001	Katharine Merry	GBR	49.59	Grit Breuer	GER	49.78	Amy Mbacké Thiam	SEN	49.86
2002	Ana Guevara	MEX	49.16	Lorraine Graham/Fenton	JAM	49.30	Jearl Miles-Clark	USA	50.27
2003	Ana Guevara	MEX	48.89	Lorraine Fenton	JAM	49.43	Natalya Nazarova	RUS	49.78
2004	Tonique Darling	BAH	49.07	Ana Guevara	MEX	49.53	Monique Hennagan	USA	49.56
2005	Sanya Richards	USA	48.92	Tonique Darling	BAH	49.30	Svetlana Pospelova	RUS	49.80
2006	Sanya Richards	USA	48.70	Olga Zaytseva	RUS	49.49	Vanya Stambolova	BUL	49.53
							Novlene Williams	JAM	49.53
2007	Sanya Richards	USA	49.27	Christine Ohuruogu	GBR	49.61	Deedee Trotter	USA	49.64
2008	Christine Ohuruogu	GBR	49.62	Shericka Williams	JAM	49.69	Sanya Richards	USA	49.74
2009	Sanya Richards	USA	48.83	Antonina Krivoschapka	RUS	49.29	Shericka Williams	JAM	49.32
2010	Debbie Dunn	USA	49.64	Tatyana Firova	RUS	49.89			
				Amantle Montsho	BOT	49.89			
2011	Anastasiya Kapachinskaya	RUS	49.35	Amantle Montsho	BOT	49.56	Allyson Felix	USA	49.59
2012	Antonina Krivoschapka	RUS	49.16	Sanya Richards-Ross	USA	49.28			
				Yuliya Gushchina	RUS	49.28			
2013	Amantle Montsho	BOT	49.33	Christine Ohuruogu	GBR	49.41	Antonina Krivoschapka	RUS	49.57
2014	Francena McCorory	USA	49.48	Sanya Richards-Ross	USA	49.66	Courtney Okolo	USA	50.03

800 Metres

1963	Sin Kim-Dan	PRK	1:59.1	Marise Chamberlain	NZL	2:04.4	Gerda Kraan	NED	2:04.7
1964	Sin Kim-Dan	PRK	1:58.0	Ann Packer	GBR	2:01.1	Maryvonne Dupureur	FRA	2:01.9
1965	Hannelore Suppe	GDR	2:04.3	Ilja Laman	NED	2:04.6	Antje Gleichfeld	FRG	2:04.7
1966	Vera Nikolić	YUG	2:02.8	Zsuzsanna Szabó-Nagy	HUN	2:03.1	Anne Smith	GBR	2:03.2
1967	Judy Pollock	AUS	2:01.0	Madeline Manning	USA	2:01.6	Vera Nikolić	YUG	2:01.7
1968	Vera Nikolić	YUG	2:00.5	Madeline Manning	USA	2:00.92	Ileana Silai	ROU	2:01.8
1969	Madeline Manning	USA	2:01.3	Liliane Board	GBR	2:01.50	Annelise Damm-Olesen	DEN	2:02.6
							Vera Nikolić	YUG	2:02.6
1970	Gunhild Hoffmeister	GDR	2:01.8	Maria Sykora	AUT	2:01.9	Vera Nikolić	YUG	2:02.2
							Karin Burneleit	GDR	2:02.2
1971	Hildegard Falck	FRG	1:58.5	Vera Nikolić	YUG	2:00.0	Gunhild Hoffmeister	GDR	2:00.8
1972	Hildegard Falck	FRG	1:58.55	Nijolė Sabaitė	URS	1:58.65	Svetla Zlateva	BUL	1:58.93
1973	Svetla Zlateva	BUL	1:57.48	Gunhild Hoffmeister	GDR	1:58.94	Liliana Tomova	BUL	1:59.52
1974	Liliana Tomova	BUL	1:58.11	Mariana Suman	ROU	1:58.64	Gunhild Hoffmeister	GDR	1:58.81
1975	Nina Morgunova	URS	1:59.4	Mariana Suman	ROU	1:59.7	Marie-Francoise Dubois	FRA	1:59.9
1976	Tatyana Kazankin	URS	1:54.94	Nikolina Shtereva	BUL	1:55.42	Elfi Zinn	GDR	1:55.60
1977	Ileana Silai	ROU	1:57.39	Totka Petrova	BUL	1:57.55	Mariana Suman	ROU	1:55.59
1978	Tatyana Prividokhina	URS	1:55.80	Nadezhda Mushta	URS	1:55.82	Anita Weiss	GDR	1:56.2
1979	Totka Petrova	BUL	1:56.2	Nikolina Shtereva	BUL	1:56.29	Olga Vakhrusheva	URS	1:57.1
1980	Nadezhda Olizarenko	URS	1:53.43	Olga Mineyeva	URS	1:54.81	Tatyana Providokhina	URS	1:55.46
1981	Ludmila Veselkova	URS	1:56.98	Martina Steuk	GDR	1:57.16	Fita Lovin	ROU	1:57.42
1982	Doina Melinte	ROU	1:55.05	Olga Mineyeva	URS	1:55.41	Ludmila Veselkova	URS	1:55.96
1983	Jarmila Kratochvílová	TCH	1:53.28	Yekaterina Podkopayeva	URS	1:55.96	Lyubov Gurina	URS	1:56.11
1984	Irina Podyalovskaya	URS	1:55.69	Nadezhda Olizarenko	URS	1:56.09	Lyubov Gurina	URS	1:56.26
1985	Ella Kovacs	ROU	1:55.68	Jarmila Kratochvílová	TCH	1:55.91	Ravilya Agletdinova	URS	1:56.24
1986	Doina Melinte	ROU	1:56.2	Sigrun Wodars	GDR	1:57.05	Nadezhda Olizarenko	URS	1:57.15
1987	Sigrun Wodars	GDR	1:55.26	Christine Wachtel	GDR	1:55.32	Lyubov Gurina	URS	1:55.56
1988	Inna Yevseyeva	URS	1:56.0				Sigrun Wodars	GDR	1:56.10
	Nadezhda Olizarenko	URS	1:56.0						
1989	Ana Quirot	CUB	1:54.44	Sigrun Wodars	GDR	1:55.70	Doina Melinte	ROU	1:56.55
1990	Sigrun Wodars	GDR	1:55.87	Christine Wachtel	GDR	1:56.11	Nadezhda Loboyko	URS	1:56.64
1991	Svetlana Masterkova	URS	1:57.23	Ana Quirot	CUB	1:57.34	Liliya Nurutdinova	URS	1:57.50
1992	Ellen van Langen	NED	1:55.54	Liliya Nurutdinova	EUN	1:55.99	Ana Quirot	CUB	1:56.80
1993	Maria Mutola	MOZ	1:55.43	Liu Dong	CHN	1:55.54	Qu Yunxia	CHN	1:56.24
1994	Maria Mutola	MOZ	1:55.19	Lyubov Gurina	RUS	1:56.53	Natalya Dukhnova	BLR	1:57.87
1995	Maria Mutola	MOZ	1:55.72	Ana Quirot	CUB	1:56.11	Kelly Holmes	GBR	1:56.21
1996	Svetlana Masterkova	RUS	1:56.04	Ana Quirot	CUB	1:56.29	Meredith Rainey	USA	1:57.04
1997	Ana Quirot	CUB	1:54.82	Maria Mutola	MOZ	1:55.29	Yelena Afanasyeva	RUS	1:56.61
1998	Maria Mutola	MOZ	1:56.11	Jearl Miles-Clark	USA	1:56.43	Yelena Afanasyeva	RUS	1:56.63
1999	Svetlana Masterkova	RUS	1:55.87	Maria Mutola	MOZ	1:56.04	Jearl Miles-Clark	USA	1:56.40
2000	Maria Mutola	MOZ	1:56.15	Natalya Tsyganova	RUS	1:56.60	Stephanie Graf	AUT	1:56.64
2001	Maria Mutola	MOZ	1:56.85	Stephanie Graf	AUT	1:57.20	Letitia Vriesde	SUR	1:57.35
2002	Jolanda Čepļak	SLO	1:55.19	Zulia Calatayú	CUB	1:56.09	Maria Mutola	MOZ	1:56.16
2003	Maria Mutola	MOZ	1:55.55	Jolanda Čepļak	SLO	1:57.44	Mina Ait Hammou	MAR	1:57.82
2004	Tatyana Andrianova	RUS	1:56.23	Kelly Holmes	GBR	1:56.38	Hasna Benhassi	MAR	1:56.43
							Jolanda Čepļak	SLO	1:56.43
2005	Tatyana Andrianova	RUS	1:56.07	Svetlana Cherkasova	RUS	1:56.93	Larisa Chzhao	RUS	1:57.33
2006	Janeth Jepkosgei	KEN	1:56.66	Maria Mutola	MOZ	1:56.77	Zulia Calatayú	CUB	1:56.91
2007	Janeth Jepkosgei	KEN	1:56.04	Hasna Benhassi	MAR	1:56.84	Maria Mutola	MOZ	1:56.98
2008	Pamela Jelimo	KEN	1:54.01	Tatyana Andrianova	RUS	1:56.00	Janeth Jepkosgei	KEN	1:56.07

YEAR	FIRST		SECOND		THIRD			
2009	Caster Semenya	RSA	1:55.45	Maggie Vessey	USA	1:57.84	Mariya Savinova	RUS 1:57.90
2010	Alysia Johnson	USA	1:57.34	Mariya Savinova	RUS	1:57.56	Nancy Jebet Langat	KEN 1:57.75
2011	Mariya Savinova	RUS	1:55.87	Caster Semenya	RSA	1:56.35	Yekaterina Kostetskaya	RUS 1:57.19
2012	Mariya Savinova	RUS	1:56.19	Francine Niyonsaba	BDI	1:56.59	Pamela Jelimo	KEN 1:56.76
2013	Francine Niyonsaba	BUR	1:56.72	Eunice Sum	KEN	1:57.38	Malika Akkaoui	MAR 1:57.64
2014	Ajee' Wilson	USA	1:57.67	Sahily Diago	CUB	1:57.74	Eunice Sum	KEN 1:57.92

1500 Metres

1966	Doris Brown	USA	4:20.2	Rita Lincoln	GBR	4:30.0	Marie Ingrová	TCH 4:30.6
1967	Maria Gommers	NED	4:15.6	Anne Smith	GBR	4:17.3	Waltraud Pohlitz	GDR 4:19.4
1968	Ludmila Bragina	URS	4:17.0	Alla Kolesnikova	URS	4:17.2	Raisa Diastinova	URS 4:19.0
1969	Jaroslava Jehličková	TCH	4:10.77	Maria Gommers	NED	4:11.9	Paola Pigni	ITA 4:12.0
1970	Karin Burneleit	GDR	4:12.2	Ilja Keizer	NED	4:13.0		
				Ellen Tittel	FRG	4:13.0		
1971	Karin Burneleit	GDR	4:09.6	Tamara Pangelova	URS	4:10.2	Gunhild Hoffmeister	GDR 4:10.3
1972	Ludmila Bragina	URS	4:01.38	Gunhild Hoffmeister	GDR	4:02.83	Paola Cacchi-Pigni	ITA 4:02.85
1973	Kain Krebs-Burneleit	GDR	4:04.6	Inger Knutsson	SWE	4:07.47	Tonka Petrova	BUL 4:09.02
1974	Gunhild Hoffmeister	GDR	4:02.25	Liliana Tomova	BUL	4:04.97	Grete Andersen	NOR 4:05.21
1975	Nina Morgunova	URS	4:06.0	Grete Andersen/Waitz	NOR	4:07.5	Tatyana Kazankina	URS 4:07.9
1976	Tatyana Kazankina	URS	3:56.0	Raisa Katjukova	URS	3:59.8	Ulrike Klapeczynski	GDR 3:59.9
1977	Natalia Mărășescu	ROU	4:02.66	Ileana Silai	ROU	4:04.17	Tatyana Kazankina	URS 4:04.2
1978	Giana Romanova	URS	3:59.01	Natalia Mărășescu	ROU	3:59.77	Totka Petrova	BUL 4:00.15
1979	Totka Petrova	BUL	3:57.4	Natalia Mărășescu	ROU	3:58.2	Ileana Silai	ROU 3:58.5
1980	Tatyana Kazankina	URS	3:52.47	Lyubov Smolka	URS	3:56.7	Nadezhda Olizarenko	URS 3:56.8
1981	Olga Dvirna	URS	3:57.78	Maricica Puică	ROU	3:58.29	Zamira Zaytseva	URS 3:58.70
1982	Olga Dvirna	URS	3:54.23	Zamira Zaytseva	URS	3:56.14	Tatyana Pozdnyakova	URS 3:56.50
1983	Mary Decker	USA	3:57.12	Ravilya Agletdinova	URS	3:59.31	Fița Lovin	ROU 4:00.12
1984	Nadezhda Ralldugina	URS	3:56.63	Yekaterina Podkopayeva	URS	3:56.65	Maricica Puică	ROU 3:57.22
1985	Mary Slaney-Decker	USA	3:57.24	Maricica Puică	ROU	3:57.73	Ravilya Agletdinova	URS 3:58.40
1986	Doina Melinte	ROU	3:56.7	Tatyana Samolenko	URS	3:59.45	Maricica Puică	ROU 3:59.62
1987	Tatyana Samolenko	URS	3:58.56	Hildegard Körner	GDR	3:58.67	Doina Melinte	ROU 3:59.27
1988	Paula Ivan	ROU	3:53.96	Mary Slaney	USA	3:58.92	Laimuté Baikauskaitė	URS 4:00.24
1989	Paula Ivan	ROU	3:59.23+	Doina Melinte	ROU	4:00.89	Svetlana Kitova	URS 4:02.08
1990	Doina Melinte	ROU	3:58.69	Natalya Artyomova	URS	4:02.53	Yvonne Mai	GDR 4:02.69
1991	Natalya Artyomova	URS	3:59.16	Hassiba Boulmerka	ALG	4:00.00	Doina Melinte	ROU 4:00.83
1992	Hassiba Boulmerka	ALG	3:55.30	Ludmila Rogachova	EUN	3:56.91	Qu Yunxia	CHN 3:57.08
1993	Qu Yunxia	CHN	3:50.46	Wang Junxia	CHN	3:51.92	Zhang Linli	CHN 3:57.46
1994	Sonia O'Sullivan	IRL	3:59.10	Yekaterina Podkopayeva	RUS	3:59.78	Qu Yunxia	CHN 4:00.34
1995	Sonia O'Sullivan	IRL	3:58.85	Yvonne Mai/Graham	JAM	4:01.84	Hassiba Boulmerka	ALG 4:02.42
1996	Svetlana Masterkova	RUS	3:56.77+	Sonia O'Sullivan	IRL	3:59.91	Kelly Holmes	GBR 4:01.13
1997	Jiang Bo	CHN	3:50.98	Lang Yinglai	CHN	3:51.34	Yan Lili	CHN 3:53.91
1998	Gabriela Szabo	ROU	3:56.97	Svetlana Masterkova	RUS	3:57.11	Jackline Maranga	KEN 3:57.41
1999	Violeta Szekely	ROU	3:59.31	Svetlana Masterkova	RUS	3:59.53	Anita Weyermann	SUI 3:59.82
2000	Suzy Favor Hamilton	USA	3:57.40	Violeta Szekely	ROU	3:58.29	Kutre Dulecha	ETH 3:59.02
2001	Violeta Szekely	ROU	3:59.35	Natalya Gorelova	RUS	3:59.70	Carla Sacramento	POR 4:00.32
2002	Süreyya Ayhan	TUR	3:57.75	Gabriela Szabo	ROU	3:58.78	Suzy Favor Hamilton	USA 3:59.10
2003	Süreyya Ayhan	TUR	3:55.33	Tatyana Tomashova	RUS	3:58.52	Hayley Tullett	GBR 3:59.95
2004	Kelly Holmes	GBR	3:57.90	Tatyana Tomashova	RUS	3:58.12	Elvan Abeyegesse	TUR 3:58.28
2005	Maryam Jamal	BRN	3:56.79	Natalya Yevdokimova	RUS	3:57.73	Yuliya Chizhenko	RUS 3:58.68
2006	Yuliya Chizhenko	RUS	3:55.68	Maryam Jamal	BRN	3:56.18	Yelena Soboleva	RUS 3:56.43
2007	Maryam Jamal	BRN	3:58.75	Gelete Burka	ETH	4:00.48	Iryna Lishchynska	UKR 4:00.69
2008	Maryam Jamal	BRN	3:59.84	Nancy Jebet Lagat	KEN	4:00.23	Shannon Rowbury	USA 4:00.33
2009	Maryam Jamal	BRN	3:56.55	Gelete Burka	ETH	3:58.79	Anna Willard	USA 3:59.38
2010	Maryam Jamal	BRN	3:58.93	Gelete Burka	ETH	3:59.28	Ibtissam Lakhoud	MAR 3:59.35
2011	Morgan Uceny	USA	4:00.06	Maryam Jamal	BRN	4:00.33	Mariem Alaoui Selsouli	MAR 4:00.77
2012	Abeba Aregawi	ETH	3:56.54	Aslı Çakır Alptekin	TUR	3:56.62	Genzebe Dibaba	ETH 3:57.77
2013	Abeba Aregawi	SWE	3:56.60	Faith Kipyegon	KEN	3:56.98	Genzebe Dibaba	ETH 3:57.54
2014	Sifan Hassan	ETH	3:57.00	Hellen Obiri	KEN	3:57.05	Jenny Simpson	USA 3:57.22

3000 Metres († while South Africa were suspended from IAAF)

1972	Ludmila Bragina	URS	8:53.0	Joyce Smith	GBR	9:05.8	Paola Cacchi	ITA 9:09.2
1973	Paola Cacchi	ITA	8:56.6	Ludmila Bragina	URS	8:57.4	Inger Knutsson	SWE 8:58.36
1974	Ludmila Bragina	URS	8:52.74	Nina Holmen	FIN	8:55.10	Joyce Smith	GBR 8:55.53
1975	Grete Andersen/Waitz	NOR	8:46.6	Inger Knutsson	SWE	8:51.0		
				Raisa Katjukova	URS	8:51.0		
1976	Ludmila Bragina	URS	8:27.12	Raisa Katjukova	URS	8:41.77	Grete Waitz	NOR 8:45.4
1977	Grete Waitz	NOR	8:36.8	Ludmila Bragina	URS	8:46.3	Maricica Puică	ROU 8:46.4
1978	Grete Waitz	NOR	8:32.1	Svetlana Ulmasova	URS	8:33.16	Natalia Mărășescu	ROU 8:33.53
1979	Grete Waitz	NOR	8:31.75	Svetlana Ulmasova	URS	8:36.32	Lyubov Smolka	URS 8:41.3

YEAR	FIRST		SECOND		THIRD			
1980	Yelena Sipatova	URS	8:33.53	Tatyana Sychova	URS	8:33.9	Faina Krasnova	URS 8:34.0
1981	Marica Puică	ROU	8:34.30	Tatyana Pozdnyakova	URS	8:34.80	Alla Yushina	URS 8:38.34
1982	Svetlana Ualmasova	URS	8:26.78	Svetlana Guskova	URS	8:29.36	Mary Decker-Tabb	USA 8:29.71
1983	Tatyana Kazankina	URS	8:32.08	Alla Yushina	URS	8:34.02	Galina Zakharova	URS 8:34.60
1984	Tatyana Kazankina	URS	8:22.62	Svetlana Guskova	URS	8:29.59	Tatyana Pozdnyakova	URS 8:32.0
1985	Mary Slaney-Decker	USA	8:25.83	Marica Puică	ROU	8:27.83	Zola Budd	GBR 8:28.83
1986	Olga Bondarenko	URS	8:33.99	Ingrid Kristiansen	NOR	8:34.10	Zola Budd	GBR 8:34.43
1987	Ulrike Bruns	GDR	8:38.1	Yelena Zhupiyova	URS	8:38.5	Tatyana Samolenko	URS 8:38.73
1988	Tatyana Samolenko	URS	8:26.53	Paula Ivan	ROU	8:27.15	Yvonne Murray	GBR 8:29.02
1989	Paula Ivan	ROU	8:38.48	Yvonne Murray	GBR	8:38.51	Marie-Pierre Duros	FRA 8:38.97
1990	Angela Chalmers	CAN	8:38.38	Yvonne Murray	GBR	8:39.46	Liz McColgan	GBR 8:43.14
1991	Elana Meyer	RSA	8:32.00†	Zola Budd/Pieterse	RSA	8:35.72†	Tatyana Samolenko/Dorovskikh	URS 8:35.82
1992	Yelena Romanova	EUN	8:33.72	Yvonne Murray	GBR	8:36.63	Sonia O'Sullivan	IRL 8:37.92
1993	Wang Junxia	CHN	8:06.11	Qu Yunxia	CHN	8:12.18	Zhang Linli	CHN 8:16.50
1994	Sonia O'Sullivan	IRL	8:21.64	Yvonne Murray	GBR	8:29.60	Angela Chalmers	CAN 8:32.17
1995	Sonia O'Sullivan	IRL	8:27.57	Gabriela Szabo	ROU	8:30.03	Yvonne Graham	JAM 8:37.07
1996	Sonia O'Sullivan	IRL	8:35.42	Gabriela Szabo	ROU	8:36.07	Roberta Brunet	ITA 8:36.12
1997	Gabriela Szabo	ROU	8:27.78	Paula Radcliffe	GBR	8:35.28	Roberta Brunet	ITA 8:35.65
1998	Gabriela Szabo	ROU	8:24.31	Zahra Ouaziz	MAR	8:27.26	Sonia O'Sullivan	IRL 8:28.82
1999	Gabriela Szabo	ROU	8:25.03	Zahra Ouaziz	MAR	8:26.48	Paula Radcliffe	GBR 8:27.40
2000	Gabriela Szabo	ROU	8:26.35	Sonia O'Sullivan	IRL	8:27.58	Marta Domínguez	ESP 8:28.80
2001	Olga Yegorova	RUS	8:23.26	Gabriela Szabo	ROU	8:24.19	Yelena Zadorozhnaya	RUS 8:25.40
2002	Gabriela Szabo	ROU	8:21.42	Paula Radcliffe	GBR	8:22.20	Edith Masai	KEN 8:23.23
2003	Gabriela Szabo	ROU	8:33.95	Zhor El Kamch	MAR	8:34.85	Yelena Zadorozhnaya	RUS 8:35.50
2004	Isabella Ochichi	KEN	8:31.32	Liliya Shobukhova	RUS	8:34.85	Elvan Abeylegesse	TUR 8:35.83
2005	Maryam Jamal	BRN	8:28.87	Edith Masai	KEN	8:31.27	Isabella Ochichi	KEN 8:31.42
2006	Meseret Defar	ETH	8:24.66	Gelete Burka	ETH	8:25.92	Edith Masai	KEN 8:27.17
2007	Meseret Defar	ETH	8:24.51+	Vivian Cheruiyot	KEN	8:28.66	Priscah Cheronono	KEN 8:29.06
2008	Vivian Cheruiyot	KEN	8:33.66	Meseret Defar	ETH	8:34.53+	Wude Ayalew	ETH 8:35.50
2009	Meseret Defar	ETH	8:30.15	Vivian Cheruiyot	KEN	8:30.61	Wude Ayalew	ETH 8:30.93
2010	Sentayehu Ejigu	ETH	8:28.41	Maryam Jamal	BRN	8:29.20	Shannon Rowbury	USA 8:31.38
2011	Vivian Cheruiyot	KEN	8:38.67+	Sentayehu Ejigu	ETH	8:45.75+	Viola Kibiwot	KEN 8:46.84
2012	Mariam Alauqi Selsouli	MAR	8:34.47	Sally Kipyego	KEN	8:35.89	Mercy Cheronono	KEN 8:38.51
2013	Meseret Defar	ETH	8:30.29	Mercy Cheronono	KEN	8:31.23	Sifan Hassan	NED 8:32.53
2014	Hellen Obiri	KEN	8:20.68	Mercy Cheronono	KEN	8:21.14	Faith Kipyegon	KEN 8:23.55

5000 Metres († while South Africa were suspended from IAAF)

1979	Jan Merrill	USA	15:33.8	Charlotte Teske	FRG	15:36.9	Joan Benoit	USA 15:43.1
1980	Jan Merrill	USA	15:30.6	Irina Bondarchuk	URS	15:35.0	Julie Shea	USA 15:41.28
1981	Paula Fudge	GBR	15:14.51	Yelena Sipatova	URS	15:24.6	Ingrid Kristiansen	NOR 15:28.43
1982	Mary Decker-Tabb	USA	15:08.26	Grete Waitz	NOR	15:08.80	Irina Bondarchuk	URS 15:12.62
1983	Zola Budd	RSA	15:10.65†	Anna Domoradskaya	URS	15:19.0	Anne Audain	NZL 15:27.22
1984	Ingrid Kristiansen	NOR	14:58.89	Zola Budd	RSA	15:01.83†	Aurora Cunha	POR 15:09.07
1985	Zola Budd	GBR	14:48.07	Natalya Artymova	URS	14:54.08	Olga Bondarenko	URS 14:55.76
1986	Ingrid Kristiansen	NOR	14:37.33	Svetlana Guskova	URS	15:02.12	Olga Bondarenko	URS 15:03.51
1987	Liz Lynch	GBR	15:01.08	Angela Tooby	GBR	15:13.22	Ingrid Kristiansen	NOR 15:19.76+
1988	Liz McColgan	GBR	15:03.29	Ingrid Kristiansen	NOR	15:10.89	Olga Bondarenko	URS 15:11.16
1989	Kathrin Ullrich	GDR	14:59.01	PattiSue Plumer	USA	15:00.00	Lynn Williams	CAN 15:01.30
1990	Yelena Romanova	URS	15:02.23	Lynn Jennings	USA	15:07.92	PattiSue Plumer	USA 15:07.97
1991	Elana Meyer	RSA	14:49.35†	Kathrin Ullrich	GER	14:58.71	Yelena Romanova	URS 14:59.70
1992	Elana Meyer	RSA	14:44.15	Sonia O'Sullivan	IRL	14:59.11	Liz McColgan	GBR 15:01.86
1993	Sonia O'Sullivan	IRL	14:45.92	Elana Meyer	RSA	14:46.41	Annette Peters	USA 14:56.07
1994	Yelena Romanova	RUS	15:05.94	Sonia O'Sullivan	IRL	15:06.18	Fernanda Ribeiro	POR 15:06.91
1995	Fernanda Ribeiro	POR	14:36.45	Sonia O'Sullivan	IRL	14:41.40	Elana Meyer	RSA 14:44.05
1996	Fernanda Ribeiro	POR	14:41.07	Gabriela Szabo	ROU	14:41.12	Roberta Brunet	ITA 14:44.50
1997	Jiang Bo	CHN	14:28.09	Dong Yanmei	CHN	14:29.82	Liu Shixiang	CHN 14:32.33
1998	Gabriela Szabo	ROU	14:31.48	Zahra Ouaziz	MAR	14:32.08	Gete Wami	ETH 14:36.08
1999	Gabriela Szabo	ROU	14:40.59	Zahra Ouaziz	MAR	14:41.34	Irina Mikiitenko	GER 14:42.03
2000	Gete Wami	ETH	14:30.88	Leah Malot	KEN	14:39.83	Gabriela Szabo	ROU 14:40.61
2001	Olga Yegorova	RUS	14:29.32	Gete Wami	ETH	14:31.69	Paula Radcliffe	GBR 14:32.44
2002	Paula Radcliffe	GBR	14:31.42	Berhane Adere	ETH	14:33.65	Gabriela Szabo	ROU 14:34.29
2003	Berhane Adere	ETH	14:29.32	Werknesh Kidane	ETH	14:33.04	Tirunesh Dibaba	ETH 14:39.94
2004	Elvan Abeylegesse	TUR	14:24.68	Paula Radcliffe	GBR	14:29.11	Tirunesh Dibaba	ETH 14:30.88
2005	Meseret Defar	ETH	14:28.98	Berhane Adere	ETH	14:31.09	Tirunesh Dibaba	ETH 14:32.42
2006	Meseret Defar	ETH	14:24.53	Tirunesh Dibaba	ETH	14:30.40	Ejegayehu Dibaba	ETH 14:33.52
2007	Meseret Defar	ETH	14:16.63	Vivian Cheruiyot	KEN	14:22.51	Gelete Burka	ETH 14:31.20
2008	Tirunesh Dibaba	ETH	14:11.15	Meseret Defar	ETH	14:12.88	Liliya Shobukhova	RUS 14:23.75
2009	Tirunesh Dibaba	ETH	14:33.65	Meselech Melkamu	ETH	14:34.17	Linet Masai	KEN 14:34.36
2010	Vivian Cheruiyot	KEN	14:27.41	Sentayehu Ejigu	ETH	14:28.39	Linet Masai	KEN 14:31.14

YEAR	FIRST		SECOND		THIRD				
2011	Vivian Cheruiyot	KEN	14:20.87	Meseret Defar	ETH	14:29.52	Sally Kipyego	KEN	14:30.42
2012	Vivian Cheruiyot	KEN	14:35.62	Meseret Defar	ETH	14:35.65	Viola Kibiwot	KEN	14:39.53
2013	Tirunesh Dibaba	ETH	14:23.68	Almaz Ayana	ETH	14:25.84	Meseret Defar	ETH	14:26.90
2014	Genzebe Dibaba	ETH	14:28.88	Almaz Ayana	ETH	14:29.19	Viola Kibiwot	KEN	14:33.73

10,000 Metres

1979	Mary Shea	USA	32:52.5	Joan Benoit	USA	32:52.7	Dorthe Rasmussen	DEN	33:15.8
1980	Kath Binns	GBR	32:57.17	Julie Shea	USA	33:02.32	Mary Shea	USA	33:02.98
1981	Yelena Sipatova	URS	32:17.19	Yelena Tsukhlo	URS	32:20.40	Olga Krentser	URS	32:30.80
1982	Mary Decker-Tabb	USA	31:35.3	Anna Domoradskaya	URS	31:48.23	Raisa Sadreydinova	URS	31:55.02
1983	Raisa Sadreydinova	URS	31:27.58	Ludmila Baranova	URS	31:35.01	Olga Krentser	URS	31:35.61
1984	Olga Krentser/Bondarenko	URS	31:13.78	Galina Zakharova	URS	31:15.00	Zhanna Tursonova	URS	31:53.53
1985	Ingrid Kristiansen	NOR	30:59.42	Olga Bondarenko	URS	31:25.18	Aurora Cunha	POR	31:35.45
1986	Ingrid Kristiansen	NOR	30:13.74	Olga Bondarenko	URS	30:57.21	Ulrike Bruns	GDR	31:19.76
1987	Ingrid Kristiansen	NOR	31:05.85	Yelena Zhupiyova	URS	31:09.40	Kathrin Ullrich	GDR	31:11.34
1988	Olga Bondarenko	URS	31:05.21	Liz McColgan	GBR	31:06.99	Yelena Zhupiyova	URS	31:19.82
1989	Ingrid Kristiansen	NOR	30:48.51	Kathrin Ullrich	GDR	31:33.92	Viorica Ghican	ROU	31:46.43
1990	Viorica Ghican	ROU	31:18.18	Uta Pippig	FRG	31:40.92	Conceição Ferreira	POR	31:45.75
1991	Liz McColgan	GBR	30:57.07	Kathrin Ullrich	GER	31:03.62	Jill Hunter	GBR	31:07.88
1992	Derartu Tulu	ETH	31:06.02	Lisa Ondieki	AUS	31:11.72	Elana Meyer	RSA	31:11.75
1993	Wang Junxia	CHN	29:31.78	Zhong Huandi	CHN	30:13.37	Zhang Lirong	CHN	31:09.25
1994	Wang Junxia	CHN	30:50.34	Elana Meyer	RSA	30:52.51	Fernanda Ribeiro	POR	31:04.25
1995	Fernanda Ribeiro	POR	31:04.99	Derartu Tulu	ETH	31:08.10	Catherina McKiernan	IRL	31:08.41
1996	Fernanda Ribeiro	POR	31:01.63	Wang Junxia	CHN	31:01.76	Gete Wami	ETH	31:06.65
1997	Dong Yanmei	CHN	30:38.09	Lan Lixin	CHN	30:39.41	Yan Lili	CHN	30:39.98
1998	Fernanda Ribeiro	POR	30:48.06	Paula Radcliffe	GBR	30:48.58	Chiemi Takahashi	JPN	31:27.57
1999	Gete Wami	ETH	30:24.56	Paula Radcliffe	GBR	30:27.13	Tegla Loroupe	KEN	30:32.03
2000	Derartu Tulu	ETH	30:17.49	Gete Wami	ETH	30:22.48	Fernanda Ribeiro	POR	30:22.88
2001	Paula Radcliffe	GBR	30:55.80	Asmaa Leghzaoui	MAR	31:16.94	Natalya Berkut	UKR	31:22.76
2002	Paula Radcliffe	GBR	30:01.09	Sun Yingjie	CHN	30:28.26	Sonia O'Sullivan	IRL	30:47.59
2003	Berhane Adere	ETH	30:04.18	Werknesh Kidane	ETH	30:07.15	Sun Yingjie	CHN	30:07.20
2004	Paula Radcliffe	GBR	30:17.15	Xing Huina	CHN	30:24.36	Ejegayehu Dibaba	ETH	30:24.98
2005	Tirunesh Dibaba	ETH	30:15.67	Ejegayehu Dibaba	ETH	30:18.39	Werknesh Kidane	ETH	30:19.39
2006	Elvan Abeylegesse	TUR	30:21.67	Inga Abitova	RUS	30:31.42	Susanne Wigene	NOR	30:32.36
2007	Mestawat Tufa	ETH	31:00.27	Florence Kiplagat	KEN	31:06.20	Teyiba Erkesso	ETH	31:13.67
2008	Tirunesh Dibaba	ETH	29:54.66	Elvan Abeylegesse	TUR	29:56.34	Shalane Flanagan	USA	30:22.22
2009	Meselech Melkamu	ETH	29:53.80	Meseret Defar	ETH	29:59.20	Florence Kiplagat	KEN	30:11.53
2010	Meselech Melkamu	ETH	31:04.52	Pauline Korikwiang	KEN	31:06.29	Elvan Abeylegesse	TUR	31:10.23
2011	Sally Kipyego	KEN	30:38.35	Shalane Flanagan	USA	30:39.57	Vivian Cheruiyot	KEN	30:48.98
2012	Tirunesh Dibaba	ETH	30:20.75	Florence Kiplagat	KEN	30:24.85	Sally Kipyego	KEN	30:26.37
2013	Meseret Defar	ETH	30:08.06	Tirunesh Dibaba	ETH	30:26.67	Gladys Cherono	KEN	30:29.23
2014	Sally Kipyego	KEN	30:42.26	Molly Huddle	USA	30:47.59	Betsy Saina	KEN	30:57.30

Marathon

1970	Caroline Walker	USA	3:02:53	Sara Mae Berman	USA	3:05:08	Nina Kuscsik	USA	3:12:16
1971	Cheryl Flanagan	USA	2:49:40	Elizabeth Bonner	USA	2:55:22	Nina Kuscsik	USA	2:56:04
1972	Cheryl Flanagan	USA	2:55:44	Teri Anderson	USA	2:55:45	Nina Kuscsik	USA	2:59:33
1973	Michiko Gorman	USA	2:46:37	Teri Anderson	USA	2:53:40	Nina Kuscsik	USA	2:57:08
1974	Jacqueline Hansen	USA	2:43:55	Chantal Langlacé	FRA	2:46:24	Michiko Gorman	USA	2:47:12
1975	Jacqueline Hansen	USA	2:38:19	Christa Wahlsensieck	FRG	2:40:16	Liane Winter	FRG	2:42:24
1976	Michiko Gorman	USA	2:39:11	Christa Wahlsensieck	FRG	2:40:28	Manuela Preuss	FRG	2:43:00
1977	Christa Wahlsensieck	FRG	2:34:48	Chantal Langlace	FRA	2:35:16	Kim Merritt	USA	2:37:57
1978	Grete Waitz	NOR	2:32:30	Julie Brown	USA	2:36:24	Christa Wahlsensieck	FRG	2:38:33
1979	Grete Waitz	NOR	2:27:33	Joan Benoit	USA	2:35:15	Gayle Olinek	CAN	2:36:12
1980	Grete Waitz	NOR	2:25:42	Patti Catalano	USA	2:29:34	Joyce Smith	GBR	2:30:27
1981	Allison Roe	NZL	2:25:29	Patti Catalano	USA	2:27:51	Lorraine Moller	NZL	2:29:36
1982	Joan Benoit	USA	2:26:11	Grete Waitz	NOR	2:27:14	Julie Brown	USA	2:28:33
1983	Joan Benoit	USA	2:22:43	Grete Waitz	NOR	2:25:29	Julie Brown	USA	2:26:26
1984	Ingrid Kristiansen	NOR	2:24:26	Joan Benoit	USA	2:24:52	Rosa Mota	POR	2:26:01
1985	Ingrid Kristiansen	NOR	2:21:06	Joan Benoit/Samuelsøn	USA	2:21:21	Rosa Mota	POR	2:23:29
1986	Grete Waitz	NOR	2:24:54	Ingrid Kristiansen	NOR	2:24:55	Lisa Martin	AUS	2:26:07
1987	Ingrid Kristiansen	NOR	2:22:48	Rosa Mota	POR	2:25:17	Katrin Dörre	GDR	2:25:24
1988	Lisa Martin	AUS	2:23:51	Rosa Mota	POR	2:24:30	Ingrid Kristiansen	NOR	2:25:41
1989	Ingrid Kristiansen	NOR	2:24:33	Véronique Marot	GBR	2:25:56	Wanda Panfil	POL	2:27:05
1990	Rosa Mota	POR	2:25:24	Lisa Martin	AUS	2:25:28	Wanda Panfil	POL	2:26:31
1991	Wanda Panfil	POL	2:24:18	Rosa Mota	POR	2:26:14	Kim Jones	USA	2:26:40
1992	Olga Markova	EUN	2:23:43	Lisa Ondieki-Martin	AUS	2:24:40	Madina Biktagirowa	UZB	2:26:23
1993	Wang Junxia	CHN	2:24:07	Qu Yunxia	CHN	2:24:32	Zhang Linli	CHN	2:24:42
1994	Uta Pippig	GER	2:21:45	Valentina Yegorova	RUS	2:23:33	Elana Meyer	RSA	2:25:15
							Katrin Dörre-Heinig	GER	2:25:15

YEAR	FIRST	SECOND	THIRD
1995	Uta Pippig GER	2:25:11 Elana Meyer RSA	2:26:51 Ana Isabel Alonso ESP
1996	Katrin Dörre-Heinig GER	2:26:04 Fatuma Roba ETH	2:26:05 Hiromi Suzuki JPN
1997	Tegla Loroupe KEN	2:22:07 Catherina McKiernan IRL	2:23:44 Madina Biktagirova RUS
1998	Tegla Loroupe KEN	2:20:47 Naoko Takahashi JPN	2:21:47 Catherina McKiernan IRL
1999	Tegla Loroupe KEN	2:20:43 Eri Yamaguchi JPN	2:22:12 Joyce Chepchumba KEN
2000	Catherine Ndereba KEN	2:21:33 Naoko Takahashi JPN	2:22:19 Lornah Kiplagat KEN
2001	Catherine Ndereba KEN	2:18:47 Naoko Takahashi JPN	2:19:46 Yoko Shibui JPN
2002	Paula Radcliffe GBR	2:17:18 Catherine Ndereba KEN	2:19:26 Wei Yanan CHN
2003	Paula Radcliffe GBR	2:15:25 Sun Yingjie CHN	2:19:39 Catherine Ndereba KEN
2004	Yoko Shibui JPN	2:19:41 Margaret Okayo KEN	2:22:35 Paula Radcliffe GBR
2005	Paula Radcliffe GBR	2:17:42 Mizuki Noguchi JPN	2:19:12 Sun Yingjie CHN
2006	Deena Kastor USA	2:19:36 Zhou Chunxiu CHN	2:19:51 Berhane Adere ETH
2007	Zhou Chunxiu CHN	2:20:38 Mizuki Noguchi JPN	2:21:37 Getenesh Wami ETH
2008	Irina Mikitenko GER	2:19:19 Askale Tafa Magarsa ETH	2:21:31 Berhane Adere ETH
2009	Irina Mikitenko GER	2:22:11 Mara Yamauchi GBR	2:23:12 Yoko Shibui JPN
2010	Liliya Shobukhova RUS	2:20:25 Atsede Bayisa ETH	2:22:04 Inga Abitova RUS
2011	Liliya Shobukhova RUS	2:18:20 Mary Keitany KEN	2:19:19 Florence Kiplagat KEN
2012	Mary Keitany KEN	2:18:37 Tiki Gelana ETH	2:18:58 Aselefech Mergia ETH
2013	Rita Jeptoo KEN	2:19:57 Priscah Jeptoo KEN	2:20:15 Jemima Jelagat KEN
2014	Rita Jeptoo KEN	2:18:57 Buzunesh Deba ETH	2:19:59 Tirfe Tsegaye ETH

3000 Metres Steeplechase

1995	Chris Morgan USA	10:51.92 Melissa Teemant USA	10:56.90 Teressa DiPerna USA
1996	Courtney Pugmire USA	10:23.47 Sara Heeb USA	10:25.44 Grace Padilla USA
1997	Melissa Teemant USA	10:30.90 Mary Fien AUS	10:32.44 Elizabeth Jackson USA
1998	Daniela Petrescu ROU	9:55.28 Svetlana Rogova RUS	9:57.62 Luminita Gogirlea ROU
1999	Yelena Motalova RUS	9:48.88 Laurence Duquénoy FRA	9:55.69 Daniela Petrescu ROU
2000	Cristina Casandra ROU	9:40.20 Yekaterina Volkova RUS	9:52.40 Anzheika Averkova UKR
2001	Justyna Bak POL	9:25.31 Melissa Rollison AUS	9:30.70 Irene Limika KEN
2002	Alesya Turova BLR	9:16.51 Justyna Bak POL	9:22.29 Élodie Olivarès FRA
2003	Gulnara Samitova RUS	9:08.33 Alesya Turova BLR	9:20.28 Lyubov Ivanova RUS
2004	Gulnara Samitova RUS	9:01.59 Lyubov Ivanova RUS	9:28.02 Dorcus Inzikuru UGA
2005	Dorcus Inzikuru UGA	9:15.04 Yekaterina Volkova RUS	9:20.49 Wioletta Janowska POL
2006	Wioletta Janowska POL	9:17.15 Dorcus Inzikuru UGA	9:19.51 Alesya Turova BLR
2007	Yekaterina Volkova RUS	9:06.57 Tatyana Petrova RUS	9:09.19 Gulnara Galkina RUS
2008	Gulnara Samitova-Galkina RUS	8:58.81 Eunice Jepkorir KEN	9:07.41 Yekaterina Volkova RUS
2009	Marta Dominguez ESP	9:07.32 Yuliya Zarudneva RUS	9:08.39 Milcah Chemos KEN
2010	Milcah Chemos KEN	9:11.71 Gladys Kipkemboi KEN	9:13.22 Marta Dominguez ESP
2011	Yuliya Zaripova RUS	9:07.03 Habiba Ghribi TUN	9:11.97 Milcah Chemos KEN
2012	Yuliya Zaripova RUS	9:05.02 Milcah Chemos KEN	9:07.14 Habiba Ghribi TUN
2013	Milcah Chemos KEN	9:11.65 Lydia Chepkurui KEN	9:12.55 Sofia Assefa ETH
2014	Hiwot Ayalew ETH	9:10.64 Sofia Assefa ETH	9:11.39 Emma Coburn USA

80 Metres Hurdles

1963	Pamela Kilborn AUS	10.6 Galina Grinvald URS	10.6 Nilia Kulkova URS	10.6 Rimma Kosheleva URS	10.6 Ikuko Yoda JPN
1964	Karin Balzer GDR	10.65 Pam Kilborn AUS	10.69 Pamela Kilborn AUS	10.4 Four women	10.72 Ikuko Yoda JPN
1965	Irina Press URS	10.3 Pamela Kilborn AUS	10.4 Four women	10.6 Six women	10.5 Gundula Diel GDR
1966	Pamela Kilborn AUS	10.4 Cherrie Sherrard USA	10.5 Six women	10.6 Vera Korskova URS	10.2
1967	Pamela Kilborn AUS	10.4 Pam Kilborn AUS	10.41 Four women	10.6 Six women	10.2
1968	Maureen Caird AUS	10.39 Pam Kilborn AUS	10.41 Four women	10.6 Six women	10.2

100 Metres Hurdles

1963	Nilia Kulkova URS	13.3 Jutta Stöck GER	13.4 Jutta Heine GER	13.5 Lilia Makoshina URS
1964	Patricia Pryce GBR	13.4 Four women	13.5	13.5
1965	Chi Cheng TPE	13.3 Valentina Bolshova URS	13.3 Pamela Kilborn AUS	13.3 Valentina Bolshova URS
1966	Valentina Bolshova URS	13.0 Lidia Alfeyeva URS	13.4 Lia Khitrina URS	13.5 Nilia Kulkova URS
1967	Galina Kuznetsova URS	13.0 Galina Zarubina URS	13.1 Maureen Caird AUS	13.4 Maria Bakhmatova URS
1968	Pamela Kilborn AUS	13.4 Christine Perera GBR	13.5 Barbel Podeswa GDR	13.3 Five women
1969	Karin Balzer GDR	12.9 Barbel Podeswa GDR	13.2 Five women	13.3

YEAR	FIRST		SECOND		THIRD			
1970	Karin Balzer	GDR	12.7		Chi Cheng	TPE	12.8	
	Tereza Sukniewicz	POL	12.7					
1971	Karin Balzer	GDR	12.6	Annelie Ehrhardt	GDR	12.7	Danuta Straszńska	POL 12.8
1972	Annelie Ehrhardt	GDR	12.59	Valeria Bufanu	ROU	12.84	Karin Balzer	GDR 12.90
1973	Annelie Ehrhardt	GDR	12.68	Grażyna Rabsztyń	POL	12.7	Teresa Nowak	POL 12.8
1974	Annelie Ehrhardt	GDR	12.66	Teresa Nowak	POL	12.5	Annerose Fiedler	GDR 12.89
1975	Annelie Ehrhardt	GDR	12.80	Grażyna Rabsztyń	POL	12.82	Bożena Nowakowska	POL 12.91
1976	Grażyna Rabsztyń	POL	12.69	Johanna Schaller	GDR	12.77	Tatyana Anisimova	URS 12.78
1977	Grażyna Rabsztyń	POL	12.70	Johanna Schaller/Klier	GDR	12.81	Lyubov Nikitenko	URS 12.87
1978	Grażyna Rabsztyń	POL	12.48	Johanna Klier	GDR	12.62	Tatyana Anisimova	URS 12.67
1979	Grażyna Rabsztyń	POL	12.48	Lucyna Langer	POL	12.62	Zofia Bielczyk	POL 12.63
1980	Grażyna Rabsztyń	POL	12.36	Vera Komisova	URS	12.39	Lucyna Langer	POL 12.44
1981	Tatyana Anisimova	URS	12.68	Kerstin Knabe	GDR	12.85	Danuta Perka	POL 12.93
1982	Yordanka Donkova	BUL	12.44	Lucyna Langer/Kalek	POL	12.45	Kerstin Knabe	GDR 12.54
1983	Bettine Jahn	GDR	12.42	Ginka Zagorcheva	BUL	12.49	Kerstin Knabe	GDR 12.62
1984	Lucyna Kalek	POL	12.43	Vera Akimova	URS	12.50		
				Yordanka Donkova	BUL	12.50		
1985	Ginka Zagorcheva	BUL	12.42	Vera Akimova	URS	12.59	Svetlana Gusarova	URS 12.61
1986	Yordanka Donkova	BUL	12.26	Ginka Zagorcheva	BUL	12.39	Cornelia Oschenkat	GDR 12.50
1987	Ginka Zagorcheva	BUL	12.25	Yordanka Donkova	BUL	12.33	Gloria Uibel	GDR 12.44
1988	Yordanka Donkova	BUL	12.21	Ginka Zagorcheva	BUL	12.48		
				Gloria Uibel/Siebert	GDR	12.48		
				Natalya Grigoryeva	URS	12.48		
1989	Cornelia Oschenkat	GDR	12.60	Monique Ewanj-Épée	FRA	12.65	Mihaela Pogacian	ROU 12.68
							Yelizaveta Chernyshova	URS 12.68
1990	Natalya Grigoryeva	URS	12.53	Monique Ewanj-Épée	FRA	12.56	Ginka Zagorcheva	BUL 12.61
1991	Ludmila Narozhilenko	URS	12.28	Natalya Grigoryeva	URS	12.39	Gail Devers	USA 12.48
1992	Ludmila Narozhilenko	EUN	12.26	Gail Devers	USA	12.55	Natalya Grigoryeva	EUN 12.60
1993	Gail Devers	USA	12.46	Marina Azyabina	RUS	12.47	Zhang Yu	CHN 12.64
1994	Tatyana Reshetnikova	RUS	12.53				Yordanka Donkova	BUL 12.56
	Svetla Dimitrova	BUL	12.53					
1995	Olga Shishigina	KAZ	12.44	Gail Devers	USA	12.61	Tatyana Reshetnikova	RUS 12.69
1996	Ludmila Narozhilenko/Engquist	SWE	12.47	Svetla Dimitrova	BUL	12.57		
				Michelle Freeman	JAM	12.57		
1997	Ludmila Engquist	SWE	12.50	Michelle Freeman	JAM	12.52	Svetla Dimitrova	BUL 12.58
1998	Glory Alozie	NGR	12.44	Michelle Freeman	JAM	12.52	Melissa Morrison	USA 12.53
1999	Gail Devers	USA	12.37	Glory Alozie	NGR	12.44	Olga Shishigina	KAZ 12.47
							Ludmila Engquist	SWE 12.47
2000	Gail Devers	USA	12.33	Delloreen Ennis-London	JAM	12.52	Glory Alozie	NGR 12.54
2001	Anjanette Kirkland	USA	12.42	Gail Devers	USA	12.53	Delloreen Ennis-London	JAM 12.57
2002	Gail Devers	USA	12.40	Brigitte Foster	JAM	12.49	Miesha McKelvy	USA 12.60
							Glory Alozie	ESP 12.60
2003	Brigitte Foster	JAM	12.45				Miesha McKelvy	USA 12.51
	Gail Devers	USA	12.45					
2004	Joanna Hayes	USA	12.37	Yelena Krasovska	UKR	12.45	Perdita Felicien	CAN 12.46
2005	Michelle Perry	USA	12.43	Joanna Hayes	USA	12.47	Brigitte Foster-Hylton	JAM 12.55
2006	Michelle Perry	USA	12.43	Damu Cherry	USA	12.44	Virginia Powell	USA 12.48
2007	Michelle Perry	USA	12.44	Virginia Powell	USA	12.45	Perdita Felicien	CAN 12.49
							Susanna Kallur	SWE 12.49
2008	Lolo Jones	USA	12.43	Damu Cherry	USA	12.47	Brigitte Foster-Hylton	JAM 12.49
2009	Brigitte Foster-Hylton	JAM	12.46	Lolo Jones	USA	12.47	Dawn Harper	USA 12.48
2010	Priscilla Lopes-Schliep	CAN	12.52	Lolo Jones	USA	12.55	Carolin Nytra	GER 12.57
							Sally Pearson	AUS 12.57
2011	Sally Pearson	AUS	12.28	Danielle Carruthers	USA	12.47		
				Dawn Harper	USA	12.47		
2012	Sally Pearson	AUS	12.35	Dawn Harper	USA	12.37	Kellie Wells	USA 12.48
2013	Brianna Rollins	USA	12.26	Queen Harrison	USA	12.43	Nia Ali	USA 12.48
							Dawn Harper Nelson	USA 12.48
2014	Dawn Harper Nelson	USA	12.44	Queen Harrison	USA	12.46	Tiffany Porter	GBR 12.51

400 Metres Hurdles († while South Africa were suspended from IAAF)

1974	Krystyna Kacperczyk	POL	56.51	Danuta Pieczyk	POL	56.83	Karola Claus	FRG 56.7
1975	Deborah Esser	USA	57.3	Patricia Collins	USA	57.4	Lea Alaerts	BEL 57.98
1976	Tatyana Storozheva	URS	56.8	Marina Sidorova	URS	57.1		
				Arthurene Gainer	USA	57.24		
1977	Karin Rossley	GDR	55.63	Tatyana Storozheva	URS	55.74	Mary Ayers	USA 56.61
1978	Tatyana Zelentsova	URS	54.89	Silvia Hollmann	FRG	55.14	Karin Rossley	GDR 55.36
1979	Marina Makeyeva	URS	54.78	Karin Rossley	GDR	55.01	Tatyana Storozheva	URS 55.08
1980	Karin Rossley	GDR	54.28	Bärbel Broschat	GDR	54.55	Ellen Neumann	GDR 54.56
1981	Ellen Neumann	GDR	54.79	Natalya Tsuruk	URS	55.49	Anna Kastetskaya	URS 55.51

YEAR	FIRST	SECOND	THIRD
1982	Ann-Louise Skoglund SWE 54.57	Petra Pfaff GDR 54.89	Chantal Réga FRA 54.93
1983	Ana Kastelskaya/Ambraziéné URS 54.02	Yekaterina Fesenko URS 54.14	Ellen Neumann/Fiedler GDR 54.20
1984	Margarita Ponomaryova URS 53.58	Marina Stepanova URS 53.67	Yekaterina Fesenko/Grun URS 54.34
1985	Sabine Busch GDR 53.55	Genowefa Blaszak POL 54.27	Tatyana Pavlova URS 54.34
1986	Marina Stepanova URS 52.94	Sabine Busch GDR 53.60	Myrtle Bothma RSA 53.74†
1987	Sabine Busch GDR 53.24	Cornelia Ullrich GDR 53.58	Debbie Flintoff-King AUS 53.95
1988	Debbie Flintoff-King AUS 53.17	Tatyana Ledovskaya URS 53.18	Ellen Fiedler GDR 53.63
1989	Sandra Farmer-Patrick USA 53.37	Myrtle Bothma RSA 53.82†	Petra Krug GDR 54.35
1990	Tatyana Ledovskaya URS 53.62	Myrtle Bothma RSA 54.07†	Anita Protti SUI 54.36
1991	Tatyana Ledovskaya URS 53.11	Sally Gunnell GBR 53.16	Janeene Vickers USA 53.47
1992	Sally Gunnell GBR 53.23	Tatyana Ledovskaya EUN 53.55	Sandra Farmer-Patrick USA 53.59
1993	Sally Gunnell GBR 52.74	Sandra Farmer-Patrick USA 52.79	Margarita Ponomaryova RUS 53.48
1994	Sally Gunnell GBR 53.33	Kim Batten USA 53.72	Anna Knoroz RUS 54.11
1995	Kim Batten USA 52.61	Tonja Buford USA 52.62	Marie-José Pérec FRA 53.21
1996	Deon Hemmings JAM 52.82	Kim Batten USA 53.08	Tonja Buford-Bailey USA 53.22
1997	Kim Batten USA 52.97	Nezha Bidouane MAR 52.97	Deon Hemmings JAM 52.98
1998	Kim Batten USA 52.74	Nezha Bidouane MAR 52.96	Deon Hemmings JAM 53.03
1999	Daimí Pernía CUB 52.89	Nezha Bidouane MAR 52.90	Deon Hemmings JAM 53.16
2000	Irina Privalova RUS 53.02	Sandra Glover USA 53.33	Deon Hemmings JAM 53.45
2001	Nezha Bidouane MAR 53.34	Daimí Pernía CUB 53.81	Yuliya Nosova RUS 53.84
2002	Yuliya Nosova/Pechonkina RUS 53.10	Jana Pittman AUS 54.14	Tatyana Tereshchuk UKR 54.28
2003	Yuliya Pechonkina RUS 52.34	Jana Pittman AUS 53.22	Sandra Glover USA 53.34
2004	Fani Halkiá GRE 52.77	Sheena Johnson USA 52.95	Yuliya Pechonkina RUS 53.31
2005	Yuliya Pechonkina RUS 52.90	Lashinda Demus USA 53.27	Sandra Glover USA 53.32
2006	Lashinda Demus USA 53.02	Yuliya Nosova RUS 53.14	Fani Halkiá GRE 53.71
2007	Tiffany Ross/Williams USA 53.28	Sheena Johnson USA 53.29	Jan Rawlinson AUS 53.31
2008	Melaine Walker JAM 52.64	Tiffany Williams USA 53.54	Sheena Tosta USA 53.58
2009	Melaine Walker JAM 52.42	Lashinda Demus USA 52.63	Josanne Lucas TTO 53.20
2010	Lashinda Demus USA 52.82	Natalya Antyukh RUS 52.92	Kaliese Spencer JAM 53.33
2011	Lashinda Demus USA 52.47	Melaine Walker JAM 52.73	Kaliese Spencer JAM 52.79
2012	Natalya Antyukh RUS 52.70	Lashinda Demus USA 52.77	Zuzana Hejnová CZE 53.38
2013	Zuzana Hejnová CZE 52.83	Kori Carter USA 53.21	Perri Shakes-Drayton GBR 53.67
2014	Kaliese Spencer JAM 53.41	Kori Carter USA 53.84	Georganne Moline USA 54.00

High Jump † while South Africa were suspended from IAAF)

1963	Iolanda Balaş ROU 1.88	Cheng Fengyung CHN 1.78	Four women 1.75
1964	Iolanda Balaş ROU 1.90	Michele Brown AUS 1.835	Wu Fushan CHN 1.79
1965	Iolanda Balaş ROU 1.86	Xuan Xiaomei CHN 1.81	Wu Fushan CHN 1.80
1966	Iolanda Balaş ROU 1.84	María Faithová TCH 1.77	Antonina Okorokova URS 1.76
1967	Antonina Okorokova URS 1.82	Eleanor Montgomery USA 1.78	Klara Pushkaryeva URS 1.76
			Taisia Chenchik URS 1.76
			Rita Schmidt GDR 1.76
1968	Rita Schmidt GDR 1.87	Antonina Okorokova URS 1.84	Karin Schulze GDR 1.83
1969	Rita Schmidt GDR 1.86	Ilona Gusenbauer AUT 1.84	
		Miloslava Rezková TCH 1.84	
1970	Ilona Gusenbauer AUT 1.88†	Antonina Lazareva URS 1.87	Snežana Hrepevnik YUG 1.86
1971	Ilona Gusenbauer AUT 1.92	Antonina Lazareva URS 1.88	Cornelia Popescu ROU 1.87
			Valentina Chulkova URS 1.87
1972	Yordanka Blagoeva BUL 1.94	Ilona Gusenbauer AUT 1.93	Ulrike Meyfarth FRG 1.92
1973	Yordanka Blagoeva BUL 1.92	Ilona Gusenbauer AUT 1.91	
		Rosemarie Witschas GDR 1.91i	
1974	Rosemarie Witschas GDR 1.95	Rita Kirst GDR 1.92i	
		Virginia Ioan ROU 1.92	
1975	Rosemarie Witschas/Ackermann GDR 1.94	Ulrike Meyfarth FRG 1.92	Joni Huntley USA 1.898
1976	Rosemarie Ackermann GDR 1.96	Cornelia Popa ROU 1.93	Maria Mracnová TCH 1.92
1977	Rosemarie Ackermann GDR 2.00	Jutta Kirst GDR 1.94	Sara Simeoni ITA 1.93
			Brigitte Holzapfel FRG 1.93
1978	Sara Simeoni ITA 2.01	Rosemarie Ackermann GDR 1.99	Brigitte Holzapfel FRG 1.95
			Ulrike Meyfarth FRG 1.95
1979	Rosemarie Ackermann GDR 1.99	Andrea Máty HUN 1.98i	
		Sara Simeoni ITA 1.98	
1980	Sara Simeoni ITA 1.98	Debbie Brill CAN 1.97	
		Tamara Bykova URS 1.97	
1981	Sara Simeoni ITA 1.97i		Five women 1.96
	Pam Spencer USA 1.97		
1982	Ulrike Meyfarth FRG 2.02	Coleen Sommer USA 2.00i	Debbie Brill CAN 1.99i
			Andrea Bienias GDR 1.99i
			Katalin Sterk HUN 1.99i

YEAR	FIRST			SECOND			THIRD		
1983	Tamara Bykova	URS	2.04	Ulrike Meyfarth	FRG	2.03	Louise Ritter	USA	2.01
1984	Ludmila Andonova	BUL	2.07	Tamara Bykova	URS	2.05	Ulrike Meyfarth	FRG	2.02
1985	Stefka Kostadinova	BUL	2.06	Tamara Bykova	URS	2.02	Silvia Costa	CUB	2.01
1986	Stefka Kostadinova	BUL	2.08	Olga Turchak	URS	2.01			
				Desiree du Plessis	RSA	2.01†			
1987	Stefka Kostadinova	BUL	2.09	Tamara Bykova	URS	2.04	Susanne Beyer	GDR	2.02i
1988	Stefka Kostadinova	BUL	2.07	Louise Ritter	USA	2.03	Silvia Costa	CUB	2.02
1989	Stefka Kostadinova	BUL	2.04i				Heike Balck	GDR	2.01
	Silvia Costa	CUB	2.04						
1990	Yelena Yelesina	URS	2.02	Heike Henkel	FRG	2.01i	Yolanda Henry	USA	2.00
							Biljana Petrović	YUG	2.00
1991	Heike Henkel	GER	2.07i	Stefka Kostadinova	BUL	2.03	Inga Babakova	URS	2.02
1992	Stefka Kostadinova	BUL	2.05	Heike Henkel	GER	2.04	Inga Babakova	EUN	2.00
							Alina Astafei	ROU	2.00
1993	Stefka Kostadinova	BUL	2.05	Heike Henkel	GER	2.03i	Ioamnet Quintero	CUB	2.01i
1994	Alina Astafei	ROU	2.02i	Five women		2.00			
1995	Inga Babakova	UKR	2.05	Alina Astafei	GER	2.04i	Tatyana Motkova	RUS	2.03
							Stefka Kostadinova	BUL	2.01
1996	Stefka Kostadinova	BUL	2.05	Niki Bakogianni	GRE	2.03			
				Inga Babakova	UKR	2.03			
1997	Stefka Kostadinova	BUL	2.02				Hanne Haugland	NOR	2.01
	Inga Babakova	UKR	2.02						
1998	Venelina Veneva	BUL	2.03	Monica Dinescu	ROU	2.02	Yelena Gulyayeva	RUS	2.01
							Tisha Waller	USA	2.01i
1999	Hestrie Cloete	RSA	2.04	Monica Dinescu	ROU	2.03i	Yelena Yelesina	RUS	2.01
							Inga Babakova	UKR	2.01
2000	Monica Dinescu	ROU	2.02	Four women		2.01			
2001	Venelina Veneva	BUL	2.04	Inga Babakova	UKR	2.03	Hestrie Cloete	RSA	2.01
2002	Kajsa Bergqvist	SWE	2.05	Marina Kuptsova	RUS	2.03i	Hestrie Cloete	RSA	2.02
							Venelina Veneva	BUL	2.02i
2003	Kajsa Bergqvist	SWE	2.06				Anna Chicherova	RUS	2.04i
	Hestrie Cloete	RSA	2.06						
2004	Yelena Slesarenko	RUS	2.06	Anna Chicherova	RUS	2.04i			
				Hestrie Cloete	RSA	2.04			
2005	Kajsa Bergqvist	SWE	2.03	Anna Chicherova	RUS	2.01i	Yelena Slesarenko	RUS	2.00
							Chaunté Howard	USA	2.00
2006	Kajsa Bergqvist	SWE	2.08i	Blanka Vlašić	CRO	2.05i	Venelina Veneva	BUL	2.04
2007	Blanka Vlašić	CRO	2.07	Tia Hellebaut	BEL	2.05i	Antonietta Di Martino	ITA	2.03
							Anna Chicherova	RUS	2.03
2008	Blanka Vlašić	CRO	2.06	Tia Hellebaut	BEL	2.05	Anna Chicherova	RUS	2.04
2009	Blanka Vlašić	CRO	2.08	Ariane Friedrich	GER	2.06	Anna Chicherova	RUS	2.02
							Irina Gordeyeva	RUS	2.02
2010	Blanka Vlašić	CRO	2.069	Chaunté Howard/Lowe	USA	2.05	Ariane Friedrich	GER	2.02
2011	Anna Chicherova	RUS	2.07	Antonietta Di Martino	ITA	2.04i	Blanka Vlašić	CRO	2.03
2012	Anna Chicherova	RUS	2.06i	Irina Gordeyeva	RUS	2.04	Brigetta Barrett	USA	2.03
							Svetlana Shkolina	RUS	2.03
2013	Brigetta Barrett	USA	2.04	Svetlana Shkolina	RUS	2.03	Anna Chicherova	RUS	2.02
2014	Mariya Kuchina	RUS	2.01i						
	Anna Chicherova	RUS	2.01						
	Ruth Beitia	RUS	2.01						
Pole Vault									
1988	Zhang Chunzhen	CHN	3.75	Shao Jingwen	CHN	3.73	Zhou Ling	CHN	3.65
1989	Zhang Chunzhen	CHN	3.80	Zhou Minxin	CHN	3.76	Wu Weili	CHN	3.70
							Shao Jingwen	CHN	3.70
							Cai Weiyuan	CHN	3.70
1990	Zhang Chunzhen	CHN	3.81	Wu Weili	CHN	3.80	Shao Jingwen	CHN	3.75
1991	Zhang Chunzhen	CHN	4.05	Nicole Rieger	GER	3.90			
				Shao Jingwen	CHN	3.90			
1992	Sun Caiyun	CHN	4.05	Cai Weiyuan	CHN	4.00	Nicole Rieger	GER	3.92
1993	Sun Caiyun	CHN	4.11	Shao Jingwen	CHN	3.95i	Tanja Cors	GER	3.93
1994	Sun Caiyun	CHN	4.12	Nicole Rieger	GER	4.08i	Marina Andreyeva	RUS	4.01
							Cai Weiyuan	CHN	4.01
1995	Emma George	AUS	4.28	Sun Caiyun	CHN	4.23	Daniela Bártová	CZE	4.22
1996	Emma George	AUS	4.45	Cai Weiyuan	CHN	4.33	Sun Caiyun	CHN	4.28i
1997	Emma George	AUS	4.55	Stacy Dragila	USA	4.45	Anzhela Balakhonova	UKR	4.36
1998	Emma George	AUS	4.59	Daniela Bártová	CZE	4.51	Stacy Dragila	USA	4.48i
1999	Emma George	AUS	4.60				Nicole Humbert	GER	4.56i
	Stacy Dragila	USA	4.60						

YEAR	FIRST			SECOND			THIRD		
2000	Stacy Dragila	USA	4.70	Anzhela Balakhonova	UKR	4.56	Tatiana Grigorieva	AUS	4.55
2001	Stacy Dragila	USA	4.81	Svetlana Feofanova	RUS	4.75	Mary Sauer	USA	4.61
							Monika Pyrek	POL	4.61
2002	Svetlana Feofanova	RUS	4.78	Annika Becker	GER	4.77	Stacy Dragila	USA	4.72
2003	Yelena Isinbaeva	RUS	4.82	Svetlana Feofanova	RUS	4.80i	Stacy Dragila	USA	4.78i
2004	Yelena Isinbaeva	RUS	4.92	Svetlana Feofanova	RUS	4.88	Stacy Dragila	USA	4.83
2005	Yelena Isinbaeva	RUS	5.01	Anna Rogowska	POL	4.83	Svetlana Feofanova	RUS	4.70i
							Monika Pyrek	POL	4.70
2006	Yelena Isinbaeva	RUS	4.91	Anna Rogowska	POL	4.80i	Monika Pyrek	POL	4.76i
2007	Yelena Isinbaeva	RUS	4.93i	Jenn Stuczynski	USA	4.88	Monika Pyrek	POL	4.82
							Svetlana Feofanova	RUS	4.82
2008	Yelena Isinbaeva	RUS	5.05	Jenn Stuczynski	USA	4.92	Fabiana Murer	BRA	4.80
2009	Yelena Isinbaeva	RUS	5.06	Jenn Stuczynski	USA	4.83i	Fabiana Murer	BRA	4.82
2010	Jenn Stuczynski/Suhr	USA	4.89	Yelena Isinbaeva	RUS	4.85i	Svetlana Feofanova	RUS	4.75
				Fabiana Murer	BRA	4.85			
2011	Jenn Suhr	USA	4.91	Yelena Isinbaeva	RUS	4.85i			
				Anna Rogowska	POL	4.85i			
				Fabiana Murer	BRA	4.85			
2012	Yelena Isinbaeva	RUS	5.01i	Jenn Suhr	USA	4.88i	Holly Bleasdale	GBR	4.87i
2013	Jenn Suhr	USA	5.02i	Yarisley Silva	CUB	4.90	Yelena Isinbaeva	RUS	4.89
2014	Fabiana Murer	BRA	4.80	Anna Rogowska	POL	4.76i	Holly Bleasdale	GBR	4.73i
							Jenn Suhr	USA	4.73i

Long Jump

1963	Tatyana Shchelkanova	URS	6.60	Vlasta Prikrylová	TCH	6.47	Mary Rand	GBR	6.44
1964	Mary Rand	GBR	6.76	Tatyana Shchelkanova	URS	6.70	Meta Antenen	SUI	6.69i
1965	Tatyana Shchelkanova	URS	6.71	Irena Kirszenstein	POL	6.54	Viorica Viscopoleanu	ROU	6.52
1966	Tatyana Shchelkanova	URS	6.73	Viorica Viscopoleanu	ROU	6.59	Irena Kirszenstein	POL	6.55
1967	Ingrid Becker	FRG	6.63	Irena Kirszenstein	POL	6.62	Viorica Viscopoleanu	ROU	6.56
							Tatyana Talisheva	URS	6.56
1968	Viorica Viscopoleanu	ROU	6.82	Sheila Sherwood	GBR	6.68	Tatyana Talisheva	URS	6.66
1969	Heide Rosendahl	FRG	6.64				Irena Szewińska	POL	6.56
	Sieglinde Ammann	SUI	6.64						
1970	Heide Rosendahl	FRG	6.84	Sheila Sherwood	GBR	6.73			
				Ingrid Mickler-Becker	FRG	6.73			
1971	Margrit Herbst	GDR	6.81	Ingrid Mickler	FRG	6.76	Meta Antenen	SUI	6.73
1972	Heide Rosendahl	FRG	6.78	Diana Yorgova	BUL	6.77	Margrit Olfert	GDR	6.72
1973	Angela Schmalfeld	GDR	6.76	Margrit Olfert	GDR	6.63	Margarite Treinite	URS	6.62
1974	Angela Schmalfeld	GDR	6.77				Eva Suranová	TCH	6.67
	Marianne Voelzke	GDR							
1975	Lidiya Alfeyeva	URS	6.78	Ildikó Szabó	HUN	6.66	Isabella Lusti	SUI	6.65
1976	Siegrun Siegl	GDR	6.99	Angela Schmalfeld/Voigt	GDR	6.92	Lidiya Alfeyeva	URS	6.79
1977	Vilma Bardauskienė	URS	6.82				Brigitte Künzel	GDR	6.76
							Heidemarie Wycisk	GDR	6.76
							Ildikó Erdélyi/Szabó	HUN	6.76
1978	Vilma Bardauskienė	URS	7.09	Jodi Anderson	USA	6.90	Siegrun Siegl	GDR	6.79
							Angela Voigt	GDR	6.79
1979	Brigitte Wujak	GDR	6.90	Anita Stukane	URS	6.80	Yekaterina Smirnova	URS	6.78
1980	Tatyana Kolpakova	URS	7.06	Brigitte Wujak	GDR	7.04	Tatyana Skachko	URS	7.01
1981	Jodi Anderson	USA	6.96	Anișoara Cușmir	ROU	6.91			
				Heike Daute	GDR	6.91			
1982	Valy Ionescu	ROU	7.20	Anișoara Cușmir	ROU	7.15	Heike Daute	GDR	6.98
1983	Anișoara Cușmir	ROU	7.43	Heike Daute	GDR	7.14	Svetlana Zorina	URS	7.04
							Tatyana Proskuryakova	URS	7.04
1984	Heike Daute	GDR	7.40	Galina Chistyakova	URS	7.29	Anișoara Cușmir/Stanci	ROU	7.27
1985	Heike Daute/Drechsler	GDR	7.44	Yelena Kokonova	URS	7.31	Galina Chistyakova	URS	7.28
1986	Heike Drechsler	GDR	7.45	Galina Chistyakova	URS	7.34	Yelena Belevskaya	URS	7.31
1987	Jackie Joyner-Kersee	USA	7.45	Heike Drechsler	GDR	7.40	Yelena Belevskaya	URS	7.39
1988	Galina Chistyakova	URS	7.52	Heike Drechsler	GDR	7.48	Jackie Joyner-Kersee	USA	7.40
1989	Galina Chistyakova	URS	7.30i	Larisa Berezhnaya	URS	7.20i	Helga Radtke	GDR	7.15
1990	Galina Chistyakova	URS	7.35	Heike Drechsler	GDR	7.30	Jackie Joyner-Kersee	USA	7.12
1991	Heike Drechsler	GER	7.37	Jackie Joyner-Kersee	USA	7.32	Larisa Berezhnaya	URS	7.24
1992	Heike Drechsler	GER	7.48	Inessa Kravets	EUN	7.37	Jackie Joyner-Kersee	USA	7.17
1993	Heike Drechsler	GER	7.21	Jackie Joyner-Kersee	USA	7.08	Ludmila Ninowa	AUT	7.06
1994	Jackie Joyner-Kersee	USA	7.49	Heike Drechsler	GER	7.29	Irina Mushailova	RUS	7.20
1995	Heike Drechsler	GER	7.07	Inessa Kravets	UKR	6.97	Fiona May	ITA	6.96
1996	Jackie Joyner-Kersee	USA	7.20	Chioma Ajunwa	NGR	7.12	Inessa Kravets	UKR	7.05
1997	Ludmila Galkina	RUS	7.05	Niki Xanthou	GRE	7.03	Chioma Ajunwa	NGR	7.01
1998	Marion Jones	USA	7.31	Heike Drechsler	GER	7.16	Fiona May	ITA	7.11

YEAR	FIRST		SECOND		THIRD				
1999	Murren Maggi	BRA	7.26	Niurka Montalvo	ESP	7.06	Fiona May	ITA	7.04
2000	Fiona May	ITA	7.09	Tatyana Kotova	RUS	7.04	Marion Jones	USA	7.02
2001	Tatyana Kotova	RUS	7.12	Dawn Burrell	USA	7.03i	Lyudmila Galkina	RUS	7.00i
2002	Tatyana Kotova	RUS	7.42	Tatyana Ter-Mesrobyan	RUS	7.06	Murren Maggi	BRA	7.02
2003	Murren Maggi	BRA	7.06	Eunice Barber	FRA	7.05	Tatyana Kotova	RUS	6.94
2004	Tatyana Lebedeva	RUS	7.33	Irina Simagina	RUS	7.27	Elva Goulbourne	JAM	7.16
2005	Irina Simagina	RUS	7.04	Tatyana Kotova	RUS	6.96	Concepción Montaner	ESP	6.92
2006	Tatyana Kotova	RUS	7.12	Ludmila Kolchanova	RUS	7.11	Oksana Udmurtova	RUS	7.02
2007	Ludmila Kolchanova	RUS	7.21	Tatyana Lebedeva	RUS	7.15	Irina Simagina	RUS	7.11
2008	Naide Gomes	POR	7.12	Ludmila Kolchanova	RUS	7.04			
				Maurren Maggi	BRA	7.04			
2009	Brittney Reese	USA	7.10	Naide Gomes	POR	6.99	Tatyana Lebedeva	RUS	6.97
2010	Olga Kucherenko	RUS	7.13	Darya Klishina	RUS	7.03	Ludmila Kolchanova	RUS	7.01
2011	Brittney Reese	USA	7.19	Darya Klishina	RUS	7.05	Olga Zaytseva	RUS	7.01
2012	Brittney Reese	USA	7.23i	Anna Nazarova	RUS	7.11	Chelsea Hayes	USA	7.10
2013	Brittney Reese	USA	7.25	Sosthene Taroum Moguenara	GER	7.04	Oksana Zhukovskaya	RUS	7.02
2014	Tianna Bartoletta	USA	7.02	Svetlana Biryukova	RUS	6.98i	Tori Bowie	USA	6.95i

Triple Jump

1986	Esmeralda García	BRA	13.68	Terri Turner	USA	13.66	Galina Chistyakova	RUS	13.58i
1987	Li Huirong	CHN	14.04	Galina Chistyakova	RUS	13.98i	Valy Ionescu	ROU	13.93i
1988	Li Huirong	CHN	14.16	Wendy Brown	USA	13.82	Sheila Hudson	USA	13.79
1989	Galina Chistyakova	URS	14.52	Inna Lasovskaya	RUS	14.40i	Li Huirong	CHN	14.34
1990	Li Huirong	CHN	14.54	Sofia Bozhanova	BUL	14.06	Sheila Hudson	USA	14.04
1991	Inessa Kravets	URS	14.95	Li Huirong	CHN	14.42	Yelena Semiraz	URS	14.35
1992	Galina Chistyakova	EUN	14.62	Li Huirong	CHN	14.55	Inessa Kravets	EUN	14.41
1993	Anna Biryukova	RUS	15.09	Yolanda Chen	RUS	14.97	Irina Mushailova	RUS	14.79
1994	Sofia Bozhanova	BUL	14.98	Inna Lasovskaya	RUS	14.94	Inessa Kravets	UKR	14.91
1995	Inessa Kravets	UKR	15.50	Iva Prandzheva	BUL	15.18	Anna Biryukova	RUS	15.08
1996	Inessa Kravets	UKR	15.33	Inna Lasovskaya	RUS	15.08	Šárka Kašpárková	CZE	14.98
1997	Šárka Kašpárková	CZE	15.20	Rodica Mateescu	ROU	15.16	Ashia Hansen	GBR	15.15
1998	Ashia Hansen	GBR	15.16i	Iva Prandzheva	BUL	15.12	Rodica Mateescu	ROU	15.01i
1999	Paraskevi Tsiamita	GRE	15.07	Ashia Hansen	GBR	15.02i	Iva Prandzheva	BUL	14.94i
2000	Tatyana Lebedeva	RUS	15.32	Tereza Marinova	BUL	15.20	Iva Prandzheva	BUL	15.04
2001	Tatyana Lebedeva	RUS	15.25	Tereza Marinova	BUL	14.91i	Yelena Lebedenko	RUS	14.83i
2002	Françoise Mbango	CMR	14.95	Ashia Hansen	GBR	14.86	Yelena Oleynikova	RUS	14.83
2003	Yamilé Aldama	CUB	15.29	Tatyana Lebedeva	RUS	15.18	Françoise Mbango	CMR	15.05
2004	Tatyana Lebedeva	RUS	15.36i	Hrysiopi Devetzi	GRE	15.32	Françoise Mbango	CMR	15.30
2005	Tatyana Lebedeva	RUS	15.11				Baya Rahouli	ALG	14.98
	Trecia Smith	JAM	15.11						
2006	Tatyana Lebedeva	RUS	15.23	Trecia Smith	JAM	15.05			
				Hrysiopi Devetzi	GRE	15.05			
2007	Yargeris Savigne	CUB	15.28	Tatyana Lebedeva	RUS	15.14	Hrysiopi Devetzi	GRE	15.09
2008	Françoise Mbango	CMR	15.39	Tatyana Lebedeva	RUS	15.32	Hrysiopi Devetzi	GRE	15.23
2009	Nadezhda Alekhina	RUS	15.14	Yargeris Savigne	CUB	15.00	Tatyana Lebedeva	RUS	14.72
2010	Olga Rypakova	KAZ	15.25	Yargeris Savigne	CUB	15.09	Olga Saladukha	UKR	14.81
2011	Yargeris Savigne	CUB	14.99	Caterine Iburgüen	COL	14.99	Olga Saladukha	UKR	14.98
2012	Olga Saladukha	UKR	14.99	Olga Rypakova	KAZ	14.98	Caterine Iburgüen	COL	14.95
2013	Olga Saladukha	UKR	14.88i	Caterine Iburgüen	COL	14.85	Yekaterina Koneva	RUS	14.82
2014	Caterine Iburgüen	COL	15.31	Yekaterina Koneva	RUS	14.89	Olga Saladukha	UKR	14.73

Shot Put

1963	Tamara Press	URS	17.59	Renate Garisch	GER	17.33	Margitta Helmboldt	GER	17.30
1964	Tamara Press	URS	18.40	Renate Garisch	GER	17.61	Margitta Helmboldt	GER	17.54
1965	Tamara Press	URS	18.59	Renate Garisch	GER	17.58	Nadezhda Chizhova	URS	17.56
1966	Tamara Press	URS	18.01	Margitta Gummel	GDR	17.45	Nadezhda Chizhova	URS	17.33
1967	Nadezhda Chizhova	URS	18.34	Margitta Gummel	GDR	17.69	Marita Lange	GDR	17.35
1968	Margitta Gummel	GDR	19.61	Marita Lange	GDR	18.78	Nadezhda Chizhova	URS	18.67
1969	Nadezhda Chizhova	URS	20.43	Margitta Gummel	GDR	20.10	Marita Lange	GDR	18.56
1970	Nadezhda Chizhova	URS	19.69	Antonina Ivanova	URS	18.94	Margitta Gummel	GDR	18.74
1971	Nadezhda Chizhova	URS	20.43	Margitta Gummel	GDR	20.03	Antonina Ivanova	URS	19.39
1972	Nadezhda Chizhova	URS	21.03	Margitta Gummel	GDR	20.22	Ivanka Khristova	BUL	19.55
1973	Nadezhda Chizhova	URS	21.45	Helena Fibingerová	TCH	20.80	Ivanka Khristova	BUL	19.73
1974	Helena Fibingerová	TCH	21.57	Nadezhda Chizhova	URS	21.22	Marianne Adam	GDR	20.61
1975	Marianne Adam	GDR	21.60	Helena Fibingerová	TCH	21.43	Ivanka Khristova	BUL	21.09
1976	Helena Fibingerová	TCH	21.99	Ivanka Khristova	BUL	21.89	Marianne Adam	GDR	21.67
1977	Helena Fibingerová	TCH	22.50i	Ilona Slupianek	GDR	21.79	Eva Wilms	FRG	21.43
1978	Ilona Slupianek	GDR	22.06	Helena Fibingerová	TCH	21.87	Margitta Droese	GDR	21.58
							Marianne Adam	GDR	21.58

YEAR	FIRST		SECOND		THIRD				
1979	Ilona Slupianek	GDR	22.04	Marianne Adam	GDR	21.86	Margitta Pufe	GDR	21.45
1980	Ilona Slupianek	GDR	22.45	Helena Fibingerová	TCH	21.53	Svetlana Krachevskaya	URS	21.42
1981	Ilona Slupianek	GDR	21.61	Helena Fibingerová	TCH	21.57	Ines Müller	GDR	21.14
1982	Ilona Slupianek	GDR	21.80	Verzhinia Veselinova	BUL	21.61	Helena Fibingerová	TCH	21.55
1983	Ilona Slupianek	GDR	22.40	Helena Fibingerová	TCH	21.46	Zdeňka Šilhavá	TCH	21.05
1984	Natalya Lisovskaya	URS	22.53	Ilona Slupianek/Briesenick	GDR	21.85	Helena Fibingerová	TCH	21.60
1985	Natalya Lisovskaya	URS	21.73	Helena Fibingerová	TCH	21.47i	Natalya Akhrimenko	URS	21.08
1986	Natalya Lisovskaya	URS	21.70	Claudia Losch	FRG	21.46i	Ines Müller	GDR	21.45
1987	Natalya Lisovskaya	URS	22.63	Claudia Losch	FRG	22.19	Natalya Akhrimenko	URS	21.34
1988	Natalya Lisovskaya	URS	22.55	Li Meisu	CHN	21.76	Natalya Akhrimenko	URS	21.73
1989	Heike Hartwig	GDR	20.78	Huang Zhihong	CHN	20.73	Astrid Kumbernuss	GDR	20.54
1990	Sui Xinmei	CHN	21.66	Huang Zhihong	CHN	21.52	Astrid Kumbernuss	GDR	20.77
1991	Natalya Lisovskaya	URS	21.12	Huang Zhihong	CHN	20.85	Sui Xinmei	CHN	20.54i
1992	Svetlana Krivelyova	EUN	21.06	Belsis Laza	CUB	20.96	Natalya Lisovskaya	RUS	20.70i
1993	Svetlana Krivelyova	RUS	20.84	Huang Zhihong	CHN	20.57	Sui Xinmei	CHN	20.32
1994	Valentina Feduyshina	UKR	20.79i	Sui Xinmei	CHN	20.74	Zhang Lihong	CHN	20.54
1995	Astrid Kumbernuss	GER	21.22	Kathrin Neimke	GER	20.53	Huang Zhihong	CHN	20.07
1996	Astrid Kumbernuss	GER	20.97	Irina Khudorozhkina	RUS	20.32	Sui Xinmei	CHN	19.88
1997	Astrid Kumbernuss	GER	21.22	Vita Pavlysh	UKR	20.73	Sui Xinmei	CHN	20.25
1998	Vita Pavlysh	UKR	21.69	Irina Korzhanenko	RUS	20.82	Svetlana Krivelyova	RUS	20.53
1999	Irina Korzhanenko	RUS	21.15i	Svetlana Krivelyova	RUS	20.69i	Astrid Kumbernuss	GER	19.85
2000	Larisa Peleshenko	RUS	21.46	Svetlana Krivelyova	RUS	20.72	Yanina Korolchik	BLR	20.56
2001	Larisa Peleshenko	RUS	20.79	Yanina Korolchik	BLR	20.61	Natalya Krivelyova	RUS	20.17
2002	Irina Korzhanenko	RUS	20.64	Svetlana Krivelyova	RUS	20.53	Vita Pavlysh	UKR	20.07
2003	Svetlana Krivelyova	RUS	20.77	Nadezhda Ostapchuk	BLR	20.56i	Irina Korzhanenko	RUS	20.55i
2004	Irina Korzhanenko	RUS	20.79	Vita Pavlysh	UKR	20.73i	Svetlana Krivelyova	RUS	20.69
2005	Nadezhda Ostapchuk	BLR	21.09	Nadine Kleiner	GER	20.06	Valerie Vili	NZL	19.87
2006	Natalya Mikhnevich	BLR	20.42i	Valerie Vili	NZL	20.20	Natalya Mikhnevich	BLR	20.17
2007	Valerie Vili	NZL	20.54	Nadezhda Ostapchuk	BLR	20.48	Petra Lammert	GER	20.04
2008	Nadezhda Ostapchuk	BLR	20.98	Natalya Mikhnevich	BLR	20.70	Valerie Vili	NZL	20.56
2009	Valerie Vili	NZL	21.07	Gong Lijiao	CHN	20.35	Nadine Kleiner	GER	20.20
2010	Nadezhda Ostapchuk	BLR	21.70i	Valerie Adams/Vili	NZL	20.86	Gong Lijiao	CHN	20.13
2011	Valerie Adams	NZL	21.24	Nadezhda Ostapchuk	BLR	20.94	Jill Camarena-Williams	USA	20.18
2012	Nadezhda Ostapchuk	BLR	21.58	Valerie Adams	NZL	21.11	Yevgeniya Kolodko	RUS	20.48
2013	Valerie Adams	NZL	20.98i	Christina Schwanitz	GER	20.41	Michelle Carter	USA	20.24
2014	Valerie Adams	NZL	20.67i	Christina Schwanitz	GER	20.22	Michelle Carter	USA	19.84

Discus Throw

1963	Tamara Press	URS	59.29	Jirina Nemcová	TCH	55.88	Ingrid Lotz	GER	55.75
1964	Tamara Press	URS	58.82	Ingrid Lotz	GER	57.21	Yevgenia Kuznyetsova	URS	57.19
1965	Tamara Press	URS	59.70	Jolán Kleiber-Kontsek	HUN	57.86	Ludmila Shcherbakova	URS	57.83
1966	Anita Hentschel	GDR	59.02	Tamara Press	URS	58.90	Christine Spielberg	GDR	58.10
1967	Liesel Westermann	FRG	61.26	Karin Illgen	GDR	58.92	Jolán Kleiber-Kontsek	HUN	57.24
1968	Liesel Westermann	FRG	62.54	Christine Spielberg	GDR	61.64	Karin Illgen	GDR	61.54
1969	Liesel Westermann	FRG	63.96	Karin Illgen	GDR	61.40	Tamara Danilova	URS	59.28
1970	Karin Illgen	GDR	63.66	Tamara Danilova	URS	62.54	Liesel Westermann	FRG	62.02
1971	Faina Melnik	URS	64.88	Liesel Westermann	FRG	63.00	Tamara Danilova	URS	61.98
1972	Argentina Menis	ROU	67.32	Faina Melnik	URS	66.76	Liesel Westermann	FRG	64.96
1973	Faina Melnik	URS	69.48	Gabrielle Hinzmann	GDR	67.02	Argentina Menis	ROU	66.82
1974	Faina Melnik	URS	69.90	Maria Vergova	BUL	68.48	Gabrielle Hinzmann	GDR	66.22
1975	Faina Melnik	URS	70.20	Argentina Menis	ROU	67.88	Sabine Engel	GDR	67.34
1976	Faina Melnik	URS	70.50	Carmen Romero	CUB	69.08	Evelin Schlaak	GDR	69.00
1977	Sabine Engel	GDR	68.92	Faina Melnik/Veleva	URS	68.60	Marija Vergova	BUL	68.20
1978	Evelin Jahl	GDR	70.72	Faina Veleva	URS	70.34	Margitta Droese	GDR	68.48
1979	Evelin Jahl	GDR	69.82	Margitta Pufe	GDR	68.64	Faina Veleva	URS	68.28
1980	Maria Vergova	BUL	71.80	Evelin Jahl	GDR	71.50	Faina Melnik	URS	69.60
1981	Evelin Jahl	GDR	71.46	Maria Vergova	BUL	71.30	Valentina Kharchenko	URS	69.86
1982	Irina Meszynski	GDR	71.40	Maria Vergova	BUL	71.20	Tsvetanka Khristova	BUL	70.64
1983	Galina Savinkova	URS	73.26	Gisela Beyer	GDR	70.96	Maria Vergova/Petkova	BUL	70.74
1984	Zdeňka Šilhavá	TCH	74.56	Irina Meszynski	GDR	73.36	Galina Savinkova	URS	73.28
1985	Galina Savinkova	URS	72.96	Zdeňka Šilhavá	TCH	70.70	Maritza Martén	CUB	70.50
1986	Diana Sachse	GDR	73.26	Martina Hellmann	GDR	72.52			
				Tsvetanka Khristova	BUL	72.52			
1987	Diana Gansky-Sachse	GDR	74.08	Tsvetanka Khristova	BUL	73.22	Martina Hellmann	GDR	72.92
1988	Gabriele Reinsch	GDR	76.80	Ilke Wyludda	GDR	74.40	Daniela Costian	ROU	73.84
1989	Ilke Wyludda	GDR	74.56	Gabriele Reinsch	GDR	71.86	Maritza Martén	CUB	70.50
1990	Ilke Wyludda	GDR	71.10	Gabriele Reinsch	GDR	69.34	Daniela Costian	ROU	68.96
1991	Tsvetanka Khristova	BUL	71.02	Larisa Mikhailchenko	URS	69.20	Ilke Wyludda	GER	69.12
1992	Xiao Yanling	CHN	71.68	Larisa Korotkevich	EUN	71.30	Ilke Wyludda	GER	70.96

YEAR	FIRST		SECOND		THIRD				
1993	Larisa Korotkevich	RUS	68.14	Olga Burova	RUS	67.40	Ellina Zvereva	BLR	66.32
1994	Daniela Costian	AUS	68.72				Li Qiumei	CHN	67.50
	Ilke Wyludda	GER	68.72						
1995	Mette Bergmann	NOR	69.68	Ilke Wyludda	GER	69.20	Ellina Zvereva	BLR	68.84
1996	Ilke Wyludda	GER	69.66	Ellina Zvereva	BLR	68.60	Natalya Sadova	RUS	67.22
1997	Xiao Yanling	CHN	70.00	Beatrice Faumuina	NZL	68.52	Irina Yatchenko	BLR	68.32
1998	Franka Dietzsch	GER	68.91	Natalya Sadova	RUS	68.50	Nicoleta Grasu	ROU	67.80
1999	Natalya Sadova	RUS	70.02	Franka Dietzsch	GER	69.51	Nicoleta Grasu	ROU	68.80
2000	Nicoleta Grasu	ROU	68.70	Ellina Zvereva	BLR	68.40	Franka Dietzsch	GER	68.06
2001	Natalya Sadova	RUS	68.57	Nicoleta Grasu	ROU	68.31	Ellina Zvereva	BLR	67.10
2002	Natalya Sadova	RUS	67.73	Ellina Zvereva	BLR	66.16	Mélina Robert-Michon	FRA	65.78
2003	Natalya Sadova	RUS	69.38	Věra Pospišilová	CZE	67.71	Irina Yatchenko	BLR	67.32
2004	Irina Yatchenko	BLR	69.14	Natalya Sadova	RUS	68.63	Ekaterini Vogoli	GRE	67.72
2005	Věra Pospišilová/Cechlová	CZE	66.81	Franka Dietzsch	GER	66.56	Natalya Sadova	RUS	66.29
2006	Franka Dietzsch	GER	68.51	Natalya Sadova	RUS	66.85	Wioletta Potepa	POL	66.01
2007	Franka Dietzsch	GER	68.06	Suzy Powell	USA	67.67	Becky Breisch	USA	67.37
2008	Irina Yatchenko	BLR	67.89	Nicoleta Grasu	ROU	66.51	Stephanie Brown Trafton	USA	66.17
2009	Li Yanfeng	CHN	66.40	Stephanie Brown Trafton	USA	66.21	Yarelis Barrios	CUB	65.86
2010	Nadine Müller	GER	67.78	Sandra Perković	CRO	66.93	Becky Breisch	USA	66.52
2011	Li Yanfeng	CHN	67.98	Sandra Perković	CRO	67.96	Nadine Müller	GER	66.99
2012	Sandra Perković	CRO	69.11	Nadine Müller	GER	68.89	Yarelis Barrios	CUB	68.03
2013	Sandra Perković	CRO	68.96	Gu Siyu	CHN	67.86	Yarelis Barrios	CUB	67.36
2014	Sandra Perković	CRO	71.08	Gia Lewis-Smallwood	USA	69.17	Dani Samuels	AUS	67.99

Hammer Throw

1989	Yelena Pichugina	URS	61.50	Aya Suzuki	JPN	61.20	Yelena Lapina	URS	59.86
1990	Larisa Baranova	URS	61.96	Lyubov Vasilyeva	URS	61.48	Larisa Shtyrogrizhnaya	URS	60.60
1991	Alla Fyodorova	URS	64.44	Larisa Shtyrogrizhnaya	URS	63.08	Lyubov Vasilyeva	URS	61.80
1992	Olga Kuzenkova	EUN	65.40	Svetlana Sudak	EUN	62.70	Lyubov Vasilyeva/Karpova	EUN	60.76
1993	Olga Kuzenkova	RUS	64.64	Svetlana Sudak	BLR	63.70	Mihaela Melinte	ROU	62.52
1994	Svetlana Sudak	BLR	67.34	Olga Kuzenkova	RUS	66.84	Mihaela Melinte	ROU	65.48
1995	Olga Kuzenkova	RUS	68.16	Mihaela Melinte	ROU	66.86	Debbie Sosimenco	AUS	65.24
1996	Olga Kuzenkova	RUS	69.46	Mihaela Melinte	ROU	69.42	Alla Fyodorova/Davydova	RUS	67.48
1997	Olga Kuzenkova	RUS	73.10	Mihaela Melinte	ROU	71.24	Ludmila Gubkina	BLR	68.24
1998	Olga Kuzenkova	RUS	73.80	Mihaela Melinte	ROU	73.14	Ludmila Gubkina	BLR	67.83
1999	Mihaela Melinte	ROU	76.07	Olga Kuzenkova	RUS	74.30	Tatyana Konstantinova	RUS	72.09
2000	Olga Kuzenkova	RUS	75.68	Mihaela Melinte	ROU	72.19	Manuela Montebrun	FRA	71.18
2001	Olga Kuzenkova	RUS	73.62	Kamila Skolimowska	POL	71.71	Katalin Divós	HUN	70.79
2002	Olga Kuzenkova	RUS	73.07	Kamila Skolimowska	POL	72.60	Manuela Montebrun	FRA	72.54
2003	Yipsi Moreno	CUB	75.14	Olga Kuzenkova	RUS	74.98	Manuela Montebrun	FRA	74.50
2004	Yipsi Moreno	CUB	75.18	Olga Kuzenkova	RUS	75.02	Olga Tsander	BLR	74.72
2005	Tatyana Lysenko	RUS	77.06	Olga Tsander	BLR	76.66	Yipsi Moreno	CUB	74.95
2006	Tatyana Lysenko	RUS	77.80	Gulfiya Khanafeyeva	RUS	77.26	Oksana Menkova	BLR	76.86
2007	Tatyana Lysenko	RUS	77.30	Kamila Skolimowska	POL	76.83	Yipsi Moreno	CUB	76.36
2008	Oksana Menkova	BLR	77.32	Martina Hrasnová	SVK	76.82	Yipsi Moreno	CUB	76.62
2009	Anita Włodarczyk	POL	77.96	Betty Heidler	GER	77.12	Martina Hrasnová	SVK	76.90
2010	Anita Włodarczyk	POL	78.30	Betty Heidler	GER	76.38	Tatyana Lysenko	RUS	76.03
2011	Betty Heidler	GER	79.42	Tatyana Lysenko	RUS	77.13	Zhang Wenxiu	CHN	75.65
2012	Oksana Menkova	BLR	78.69	Tatyana Lysenko	RUS	78.51	Betty Heidler	GER	78.07
2013	Tatyana Lysenko	RUS	78.80	Anita Włodarczyk	POL	78.46	Oksana Kondratyeva	RUS	77.13
2014	Anita Włodarczyk	POL	79.58	Betty Heidler	GER	78.00	Wang Zheng	CHN	77.68

Javelin Throw (new model from 1999)

1963	Elvira Ozoliņa	URS	59.78	Marion Graefe	GER	58.45	Virve Poldsam	URS	56.47
1964	Yelena Gorchakova	URS	62.40	Elvira Ozoliņa	URS	61.38	Mihaela Peneş	ROU	60.54
1965	Michela Peneş	ROU	59.22	Yelena Gorchakova	URS	58.49	Márta Rudas-Antal	HUN	58.36
1966	Marion Lüttge	GDR	59.70	Elvira Ozoliņa	URS	58.86	Mihaela Peneş	ROU	58.36
1967	Mihaela Peneş	ROU	60.68	Barbara Friedrich	USA	60.55	Ranae Bair	USA	59.82
1968	Angéla Németh	HUN	60.36	Mihaela Peneş	ROU	59.92	Daniela Jaworska	POL	59.64
1969	Angéla Ránky/Németh	HUN	60.58	Daniela Jaworska	POL	60.56	Ameli Koloska	FRG	59.86
1970	Petra Rivas	AUS	61.77	Daniela Jaworska	POL	61.44	Ruth Fuchs	GDR	60.60
1971	Ewa Gryziecka	POL	62.10	Daniela Jaworska	POL	62.06	Nina Marakina	URS	62.04
1972	Ruth Fuchs	GDR	65.06	Ewa Gryziecka	POL	62.70	Jacqueline Todten	GDR	62.54
1973	Ruth Fuchs	GDR	66.10	Elvira Ozoliņa	URS	63.96	Kathy Schmidt	USA	63.42
1974	Ruth Fuchs	GDR	67.22	Jacqueline Todten	GDR	64.34	Felicija Kinder	POL	63.08
1975	Ruth Fuchs	GDR	66.46	Kathy Schmidt	USA	63.88	Tatyana Zhigalova	URS	63.22
1976	Ruth Fuchs	GDR	69.12	Kathy Schmidt	USA	66.52	Sabine Sebrowski-Kärgel	GDR	65.46
1977	Kathy Schmidt	USA	69.32	Ruth Fuchs	GDR	68.92	Theresa Sanderson	GBR	67.20
1978	Ruth Fuchs	GDR	69.16	Ute Richter	GDR	64.24	Eva Helmschmidt	FRG	64.04

YEAR	FIRST	SECOND	THIRD
1979	Ruth Fuchs GDR 69.52	Eva Raduly ROU 67.20	Ute Hommola GDR 66.44
1980	Tatyana Biryulina URS 70.08	Ruth Fuchs GDR 69.96	Tessa Sanderson GBR 69.70
1981	Antoaneta Todorova BUL 71.88	Tessa Sanderson GBR 68.86	Ute Hommola GDR 67.24
1982	Sofia Sakorafa GRE 74.20	Tiina Lillak FIN 72.40	Anna Verouli GRE 70.02
1983	Tiina Lillak FIN 74.76	Tessa Sanderson GBR 73.58	Sofia Sakorafa GRE 72.28
1984	Petra Felke GDR 74.72	Tiina Lillak FIN 74.24	Anna Verouli GRE 72.70
1985	Petra Felke GDR 75.40	Fatiima Whitbread GBR 72.98	Ivonne Leal CUB 71.82
1986	Fatiima Whitbread GBR 77.44	Petra Felke GDR 75.04	Tiina Lillak FIN 72.42
1987	Petra Felke GDR 78.90	Fatiima Whitbread GBR 76.64	Ingrid Thyssen FRG 69.68
1988	Petra Felke GDR 80.00	Tiina Lillak FIN 73.30	Tessa Sanderson GBR 71.70
1989	Petra Felke GDR 76.88	Trine Solberg NOR 71.12	Beate Koch GDR 70.76
1990	Petra Felke GDR 73.08	Zhang Li CHN 70.42	Karen Forkel GDR 69.38
1991	Trine Solberg/Hattestad NOR 71.44	Karen Forkel GER 70.20	Petra Felke/Meier GER 69.66
1992	Natalya Shikolenko EUN 70.36	Karen Forkel GER 69.58	Trine Hattestad NOR 69.50
1993	Trine Hattestad NOR 72.12	Natalya Shikolenko BLR 68.96	Karen Forkel GER 67.94
1994	Natalya Shikolenko BLR 71.40	Trine Hattestad NOR 71.32	Karen Forkel GER 69.20
1995	Natalya Shikolenko BLR 71.18	Steffi Nerius GER 68.42	Trine Hattestad NOR 67.16
1996	Steffi Nerius GER 69.42	Felicia Tilea ROU 69.26	Oksana Ovchinnikova RUS 68.72
1997	Trine Hattestad NOR 69.66	Tanja Damaske GER 69.36	Joanna Stone AUS 68.64
1998	Tanja Damaske GER 70.10	Joanna Stone AUS 69.85	Trine Hattestad NOR 69.59
1999	Trine Hattestad NOR 68.19	Mirela Tzelili GRE 67.09	Tanja Damaske GER 66.91
2000	Trine Hattestad NOR 69.48	Oseleids Menéndez CUB 67.83	Mirela Tzeili GRE 67.51
2001	Oseleids Menéndez CUB 71.54	Mirela Manjani-Tzelili GRE 66.70	Sonia Bicet CUB 66.54
2002	Mirela Manjani GRE 67.47	Oseleids Menéndez CUB 67.40	Sonia Bicet CUB 65.52
2003	Mirela Manjani GRE 66.52	Tatyana Shikolenko RUS 66.00	Paula Huhtaniemi FIN 64.90
2004	Oseleids Menéndez CUB 71.53	Sonia Bicet CUB 65.93	Nikola Břejchová CZE 65.91
2005	Oseleids Menéndez CUB 71.70	Christina Obergföll GER 70.03	Sonia Bicet CUB 67.67
2006	Christina Obergföll GER 66.91	Barbora Špotáková CZE 66.21	Sonia Bicet CUB 65.97
2007	Christina Obergföll GER 70.20	Barbora Špotáková CZE 67.12	Steffi Nerius GER 65.78
2008	Barbora Špotáková CZE 72.28	Mariya Abakumova RUS 70.78	Christina Obergföll GER 69.81
2009	Mariya Abakumova RUS 68.92	Christina Obergföll GER 68.59	Barbora Špotáková CZE 68.23
2010	Mariya Abakumova RUS 68.89	Barbora Špotáková CZE 68.66	Christina Obergföll GER 68.63
2011	Mariya Abakumova RUS 71.99	Barbora Špotáková CZE 71.58	Christina Obergföll GER 69.57
2012	Barbora Špotáková CZE 69.55	Sunette Viljoen RSA 69.35	Christina Obergföll GER 67.04
2013	Mariya Abakumova RUS 70.53	Christina Obergföll GER 69.05	Kim Mickle AUS 66.60
2014	Barbora Špotáková CZE 67.99	Linda Stahl GER 67.32	Hanna Hatsu-Fedusova UKR 67.29

Pentathlon (Points tables changed in 1964)

1963	Tatyana Schelkanova URS 4863	Jutta Heine GER 4767	Olga Kardash URS 4737
1964	Irina Press URS 5246	Mary Rand GBR 5035	Galina Bystrova URS 4995
1965	Irina Press URS 5208	Inge Exner GDR 4886	Tatyana Shchelkanova URS 4802
1966	Irina Press URS 5084	Tatyana Shchelkanova URS 4916	Valentina Tikhomirova URS 4787
1967	Ingrid Becker FRG 4953	Annamária Tóth HUN 4953	Valentina Tikhomirova URS 4946
1968	Heide Rosendahl FRG 5129	Ingrid Becker FRG 5098	Galina Sofina URS 5038
1969	Liese Prokop AUT 5352	Heide Rosendahl FRG 5155	Meta Antenen SUI 5046
1970	Burglinde Pollak GDR 5406	Heide Rosendahl FRG 5398	Ingrid Mickler-Becker FRG 5282
1971	Margrit Herbst GDR 5305	Heide Rosendahl FRG 5299	Valentina Tikhomirova URS 5234
1972	Mary Peters GBR 4801	Heide Rosendahl FRG 4791	Burglinde Pollak GDR 4768
1973	Burglinde Pollak GDR 4932	Valentina Tikhomirova URS 4754	Nadezhda Tkachenko URS 4711
1974	Nadezhda Tkachenko URS 4776	Burglinde Pollak GDR 4684	Zoya Spasovkhodskaya URS 4628
1975	Burglinde Pollak GDR 4783	Nadezhda Tkachenko URS 4701	Jane Frederick USA 4676
1976	Eva Wilms FRG 4924	Siegurn Siegl GDR 4813	Ludmila Popovskaya URS 4783
1977	Nadezhda Tkachenko URS 4839	Eva Wilms FRG 4823	Diane Jones CAN 4639
1978	Diane Konihowski CAN 4768	Nadezhda Tkachenko URS 4746	Jane Frederick USA 4704
1979	Yekaterina Smirnova URS 4834	Jane Frederick USA 4708	Kristine Nitzsche GDR 4686
1980	Nadezhda Tkachenko URS 5083	Olga Rukavishnikova URS 4937	Olga Kuragina URS 4875

Heptathlon (Points tables changed in 1985)

1980	Yekaterina Gordiyenko URS 6144	Nadezhda Vinogradova URS 6114	Nina Golovina URS 6073
1981	Ramona Neubert GDR 6716	Sabine Everts FRG 6357	Olga Yakovleva URS 6343
1982	Ramona Neubert GDR 6773	Natalya Grachova URS 6611	Sabine Möbius GDR 6594
1983	Ramona Neubert GDR 6836	Sabine Paetz-Möbius GDR 6662	Anke Vater GDR 6532
1984	Sabine Paetz GDR 6867	Natalya Shubenkova URS 6799	Ramona Neubert GDR 6740
1985	Jackie Joyner USA 6718	Jane Frederick USA 6666	Malgorzata Nowak POL 6616
1986	Jackie Joyner-Kersey USA 7158	Anke Behmer-Vater GDR 6717	Natalya Shubenkova URS 6645
1987	Jackie Joyner-Kersey USA 7128	Anke Behmer GDR 6692	Svetlana Buraga URS 6585
1988	Jackie Joyner-Kersey USA 7291	Sabine John-Paetz GDR 6897	Anke Behmer GDR 6858
1989	Larisa Nikitina URS 7007	Anke Behmer GDR 6886	Remigija Nazarovienė URS 6604
1990	Jackie Joyner-Kersey USA 6783	Jane Flemming AUS 6695	Sabine Braun FRG 6688

YEAR	FIRST	SECOND	THIRD
1991	Jackie Joyner-Kersey USA 6878	Sabine Braun GER 6672	Peggy Beer GER 6494
1992	Jackie Joyner-Kersey USA 7044	Sabine Braun GER 6985	Irina Belova EUN 6845
1993	Jackie Joyner-Kersey USA 6837	Sabine Braun GER 6797	Ma Miaolan CHN 6750
1994	Heike Drechsler GER 6741	Sabine Braun GER 6665	Jackie Joyner-Kersey USA 6606
1995	Ghada Shouaa SYR 6715	Sabine Braun GER 6617	Irina Tyukhay RUS 6604
1996	Ghada Shouaa SYR 6942	Denise Lewis GBR 6645	Sabine Braun GER 6626
1997	Sabine Braun GER 6787	Denise Lewis GBR 6736	Remigija Nazarovienė LTU 6566
1998	Denise Lewis GBR 6559	Jackie Joyner-Kersey USA 6502	DeDee Nathan USA 6479
1999	Eunice Barber FRA 6861	Denise Lewis GBR 6724	DeDee Nathan USA 6577
2000	Eunice Barber FRA 6842	Denise Lewis GBR 6831	Yelena Prokhorova RUS 6765
2001	Eunice Barber FRA 6736	Yelena Prokhorova RUS 6694	Natalya Roshchupkina RUS 6551
2002	Carolina Klüft SWE 6542	Sabine Braun GER 6434	Shelia Burrell USA 6363
2003	Carolina Klüft SWE 7001	Eunice Barber FRA 6755	Natalya Sazanovich BLR 6524
2004	Carolina Klüft SWE 6952	Svetlana Sokolova RUS 6591	Austra Skujytė LTU 6435
2005	Eunice Barber FRA 6889	Carolina Klüft SWE 6887	Kelly Sotherton GBR 6547
2006	Carolina Klüft SWE 6740	Yuliya Ignatkina RUS 6463	Ludmila Blonska UKR 6448
2007	Carolina Klüft SWE 7032	Ludmila Blonska UKR 6832	Kelly Sotherton GBR 6510
2008	Nataliya Dobrynska UKR 6733	Hyleas Fountain USA 6667	Tatyana Chernova RUS 6618
2009	Jessica Ennis GBR 6731	Nataliya Dobrynska UKR 6558	Jennifer Oeser GER 6493
2010	Jessica Ennis GBR 6823	Nataliya Dobrynska UKR 6778	Jennifer Oeser GER 6683
2011	Tatyana Chernova RUS 6880	Jessica Ennis GBR 6790	Jennifer Oeser GER 6663
2012	Jessica Ennis GBR 6955	Tatyana Chernova RUS 6774	Kristina Savitskaya RUS 6681
2013	Tatyana Chernova RUS 6623	Hanna Melnychenko UKR 6586	Sharon Day-Monroe USA 6550
2014	Katarina Johnson-Thompson GBR 6682	Brianne Theisen-Eaton CAN 6641	Antoinette Nana Djimou FRA 6551

10 Kilometres Walk (t = track)

1983	Xu Yongjiu CHN 45:14	Natalya Sharipova URS 45:26	Sue Cook AUS 45:27
1984	Olga Krishtop URS 44:52	Olga Yartukina URS 45:04	Vera Osipova URS 45:29
1985	Yan Hong CHN 44:14	Guan Ping CHN 44:28	Xu Yongjiu CHN 44:45
1986	Yelena Kuznetsova URS 44:32.50t	Irina Strakhova URS 44:38	Guan Ping CHN 44:42.2t
1987	Kerry Saxby AUS 42:52	Olga Krishtop URS 43:22	Irina Strakhova URS 43:35
1988	Kerry Saxby AUS 41:30	Svetlana Kaburkina URS 43:26	Vera Makolova URS 43:29
1989	Alina Ivanova URS 42:16	Ileana Salvador ITA 42:39.2t	Vera Makolova URS 43:04
1990	Nadezhda Ryashkina URS 41:56.23t	Kerry Saxby AUS 41:57.22t	Beate Anders GDR 42:29.4t
1991	Alina Ivanova URS 42:17	Yelena Sayko URS 42:22	Irina Strakhova URS 42:44
			Olga Kardopoltseva URS 42:44
1992	Ileana Salvador ITA 42:07	Beate Anders GER 42:11.5t	Madelein Svensson SWE 42:13.7t
1993	Li Chunxun CHN 41:48	Gao Hongmiao CHN 41:57	Yelena Arshintseva RUS 42:03
1994	Gao Hongmiao CHN 41:38	Annarita Sidoti ITA 41:46	Elisabetta Perrone ITA 42:15
1995	Larisa Ramazanova RUS 41:29	Olimpiada Ivanova RUS 41:30	Yelena Arshintseva RUS 41:50
1996	Yelena Nikolayeva RUS 41:04	Yelena Gruzinova RUS 41:31	Olimpiada Ivanova RUS 41:46
1997	Irina Stankina RUS 41:17	Olimpiada Ivanova RUS 41:24	Rossella Giordano ITA 41:38
1998	Olga Panfyorova RUS 42:01	Nadezhda Ryashkina RUS 42:25	Larisa Khamelnitskaya BLR 42:26

20 Kilometres Walk

1987	Kerry Saxby AUS 1:32:51	Irina Strakhova URS 1:34:31	Tatyana Titova URS 1:34:31
1988	Kerry Saxby AUS 1:29:40	Nadezhda Ryashkina URS 1:32:33	Vera Makolova URS 1:34:03
1989	Olga Kardopoltseva URS 1:31:59	Kerry Saxby AUS 1:32:44	Nina Galyanina URS 1:34:16
1990	Olga Kardopoltseva URS 1:30:42	Tamara Surovtseva URS 1:31:59	Yelena Panfilova URS 1:35:24
1991	Marina Snysova URS 1:32:38	Nadezhda Ryashkina URS 1:33:13	Tatyana Ragoza URS 1:33:25
1992	Tamara Romanova EUN 1:31:58	Olga Volkova EUN 1:32:05	Ludmila Lyubomirova EUN 1:32:21
1993	Ileana Salvador ITA 1:31:53	Olimpiada Ivanova RUS 1:33:03	Elisabetta Perrone ITA 1:33:37
1994	Yelena Gruzinova RUS 1:31:56	Ludmila Savinova RUS 1:31:59	Gu Yan CHN 1:32:08
1995	Liu Hongyu CHN 1:27:30	Song Lijuan CHN 1:27:54	Kong Yan CHN 1:28:18
1996	Feng Haixia CHN 1:29:15	Li Jingxue CHN 1:30:28	Olimpiada Ivanova RUS 1:30:58
1997	Erica Alfridi ITA 1:28:13	Rossella Giordano ITA 1:29:12	Vera Nacharkina RUS 1:30:31
1998	Tatyana Sibileva RUS 1:29:53	Susana Feitor POR 1:31:03	Katarzyna Radtke POL 1:31:46
1999	Nadezhda Ryashkina URS 1:27:30	Liu Hongyu CHN 1:27:32	Natalya Fedoskina RUS 1:27:35
2000	Tatyana Gudkova RUS 1:25:18	Olga Polyakova RUS 1:25:20	Irina Stankina RUS 1:25:29
2001	Olimpiada Ivanova RUS 1:24:50	Wang Yan CHN 1:26:22	Wang Liping CHN 1:26:23
2002	Olimpiada Ivanova RUS 1:26:42	Yelena Nikolayeva RUS 1:27:02	Natalya Fedoskina RUS 1:27:45
2003	Yelena Nikolayeva RUS 1:26:22	Antonina Petrova RUS 1:27:14	Song Hongjuan CHN 1:27:16
2004	Song Hongjuan CHN 1:26:46	Olimpiada Ivanova RUS 1:26:54	Yelena Nikolayeva RUS 1:27:24
2005	Olimpiada Ivanova RUS 1:25:41	Irina Pudovkina RUS 1:26:28	Ryta Turava BLR 1:27:05
2006	Olga Kaniskina RUS 1:26:02	Margarita Turova BLR 1:26:11	Irina Petrova RUS 1:26:14
2007	Olga Kaniskina RUS 1:26:47	Margarita Turova BLR 1:27:10	Kjersti Plätzer NOR 1:27:41
2008	Olga Kaniskina RUS 1:25:11	Anisya Kirdyapkina RUS 1:25:30	Tatyana Shernyakina RUS 1:25:46

YEAR	FIRST		SECOND		THIRD		
2009	Olga Kaniskina	RUS	1:24:56	Vera Sokolova	RUS	1:25:26	
				Anisya Kirdyapkina	RUS	1:25:26	
2010	Anisya Kirdyapkina	RUS	1:25:11	Vera Sokolova	RUS	1:25:35	Tatyana Sibileva RUS 1:25:52
2011	Vera Sokolova	RUS	1:25:08	Anisya Kirdyapkina	RUS	1:25:09	Liu Hong CHN 1:27:17
2012	Yelena Lashmanova	RUS	1:25:02	Olga Kaniskina	RUS	1:25:09	Qieyang Shenjie CHN 1:25:16
2013	Yelena Lashmanova	RUS	1:25:49	Anisya Kirdyapkina	RUS	1:25:59	Vera Sokolova RUS 1:26:00
2014	Anisya Kirdyapkina	RUS	1:26:31	Liu Hong	CHN	1:26:58	Elmira Alembekova RUS 1:27:02
4 x 100 Metres Relay							
1963	Great Britain & NI		44.8	USSR		45.0	United States 45.2
1964	Poland		43.69	United States		43.92	Great Britain & NI 44.09
1965	Poland		44.2				USSR 44.5
	United States		44.2				
1966	Poland		44.4	FR of Germany		44.5	USSR 44.6
1967	Poland		44.0	United States		44.6	
				Cuba		44.6	
1968	United States		42.88	Cuba		43.36	USSR 43.41
							Australia 43.4
1969	German Democratic Republic		43.61	FR of Germany		44.09	Great Britain & NI 44.39
1970	Poland		43.7	German Democratic Republic		43.8	FR of Germany 43.9
1971	FR of Germany		43.28	German Democratic Republic		43.61	United States 44.45
1972	FR of Germany		42.81	German Democratic Republic		42.88	United States 43.07
1973	German Democratic Republic		42.96	FR of Germany		43.09	United States 43.72
1974	German Democratic Republic		42.51	FR of Germany		42.75	Poland 43.48
1975	German Democratic Republic		42.71	United States		42.90	Poland 43.08
1976	German Democratic Republic		42.50	FR of Germany		42.59	USSR 42.93
1977	German Democratic Republic		42.62	USSR		42.88	United States 43.53
1978	German Democratic Republic		42.27	USSR		42.54	Great Britain & NI 42.72
1979	German Democratic Republic		42.09	USSR		42.29	Great Britain & NI 43.18
1980	German Democratic Republic		41.60	USSR		42.10	Great Britain & NI 42.43
1981	German Democratic Republic		42.22	United States		42.82	USSR 43.01
1982	German Democratic Republic		41.97	United States		42.29	Great Britain & NI 42.66
1983	German Democratic Republic		41.53	United States		41.61	Bulgaria 42.38
1984	United States		41.65	German Democratic Republic		41.69	Bulgaria 42.44
1985	German Democratic Republic		41.37	USSR		42.00	Poland 42.71
1986	German Democratic Republic		41.84	United States		42.12	USSR 42.27
1987	United States		41.55	German Democratic Republic		41.79	Bulgaria 42.31
1988	German Democratic Republic		41.73	United States		41.98	USSR 42.01
1989	German Democratic Republic		41.87	United States		42.40	USSR 42.76
1990	German Democratic Republic		41.68	United States		42.34	USSR 42.67
1991	Germany		41.91	Jamaica		41.94	USSR 42.20
1992	United States		42.11	Unified Team		42.16	Jamaica 42.28
1993	Russia		41.49				Jamaica 41.94
	United States						
1994	United States		42.45	Germany		42.90	Nigeria 42.92
1995	United States		42.12	Jamaica		42.25	Russia 42.49
1996	United States		41.95	Bahamas		42.14	Jamaica 42.24
1997	United States		41.47	Jamaica		42.10	Bahamas 42.19
1998	United States		42.00	Bahamas		42.19	France 42.43
1999	Bahamas		41.92	France		42.06	Jamaica 42.15
2000	Bahamas		41.95	United States		42.13	
				Jamaica		42.13	
2001	Germany		42.32	France		42.39	Jamaica 42.40
2002	France		42.41	Bahamas		42.44	Germany 42.29
2003	France		41.78	United States		41.83	Russia 42.62
2004	Jamaica		41.73	Russia		42.12	France 42.41
2005	United States		41.78	Jamaica		41.99	Belarus 42.56
2006	Russia		42.36	United States		42.56	Jamaica 43.10
2007	United States		41.98	Jamaica		42.01	Belgium 42.75
2008	Jamaica		42.24	United States		42.25	Russia 42.31
2009	United States		41.58	Jamaica		41.88	Bahamas 42.29
2010	Ukraine		42.29	France		42.45	United States 42.49
2011	United States		41.56	Jamaica		41.70	Ukraine 42.51
2012	United States		40.82	Jamaica		41.41	Ukraine 42.04
2013	Jamaica		41.29	United States		41.67	France 42.25
2014	Jamaica		41.83	United States		41.88	Great Britain & NI 42.21

YEAR	FIRST		SECOND		THIRD	
4 x 400 Metres Relay						
1969	Great Britain & NI	3:30.82	France	3:30.85	FR of Germany	3:32.7
1970	German Democratic Republic	3:32.0	United States	3:33.6	Great Britain & NI	3:34.4
1971	German Democratic Republic	3:29.28	United States	3:32.4	FR of Germany	3:33.03
					USSR	3:33.0
1972	German Democratic Republic	3:22.95	United States	3:25.15	FR of Germany	3:26.51
1973	USSR	3:28.3	German Democratic Republic	3:28.66	Bulgaria	3:28.8
					Poland	3:28.8
1974	German Democratic Republic	3:25.2	Finland	3:25.7	USSR	3:26.1
1975	German Democratic Republic	3:24.0	Great Britain & NI	3:25.6	USSR	3:27.0
1976	German Democratic Republic	3:19.23	United States	3:22.81	USSR	3:24.24
1977	German Democratic Republic	3:23.70	USSR	3:26.62	Poland	3:27.76
1978	German Democratic Republic	3:21.20	USSR	3:22.53	Poland	3:26.76
1979	German Democratic Republic	3:19.62	USSR	3:20.39	United States	3:27.36
1980	USSR	3:20.12	German Democratic Republic	3:20.35	Great Britain & NI	3:27.5
1981	German Democratic Republic	3:19.83	USSR	3:22.73	Czechoslovakia	3:27.13
1982	German Democratic Republic	3:19.04	Czechoslovakia	3:22.17	USSR	3:22.79
1983	German Democratic Republic	3:19.73	Czechoslovakia	3:20.32	USSR	3:21.16
1984	German Democratic Republic	3:15.92	United States	3:18.29	USSR	3:19.12
1985	USSR	3:18.58	German Democratic Republic	3:19.49	Czechoslovakia	3:26.59
1986	German Democratic Republic	3:16.87	United States	3:21.22	USSR	3:21.94
1987	German Democratic Republic	3:18.63	USSR	3:19.50	United States	3:21.04
1988	USSR	3:15.17	United States	3:15.51	German Democratic Republic	3:18.29
1989	German Democratic Republic	3:23.97	USSR	3:24.75	United States	3:26.23
1990	German Democratic Republic	3:21.02	USSR	3:23.34	United States	3:24.53
1991	USSR	3:18.43	United States	3:20.15	Germany	3:21.25
1992	Unified Team	3:20.20	United States	3:20.92	Great Britain & NI	3:24.23
1993	United States	3:16.71	Russia	3:18.38	Great Britain & NI	3:23.41
1994	United States	3:22.27	France	3:22.34	Russia	3:24.06
1995	Russia	3:22.24	United States	3:22.39	Jamaica	3:23.71
1996	United States	3:20.91	Nigeria	3:21.04	Germany	3:21.14
1997	Germany	3:20.92	United States	3:21.03	Jamaica	3:21.30
1998	Germany	3:23.03	Russia	3:23.56	Jamaica	3:24.76
1999	Russia	3:21.98	United States	3:22.09	Germany	3:22.43
2000	Nigeria	3:22.99	Jamaica	3:23.25	Russia	3:23.46
2001	Jamaica	3:20.65	United States	3:21.97		
			Germany	3:21.97		
2002	Germany	3:25.10	Russia	3:25.59	Australia	3:25.63
2003	United States	3:22.63	Russia	3:22.91	Jamaica	3:22.92
2004	United States	3:19.01	Russia	3:20.16	Jamaica	3:22.00
2005	Russia	3:20.32	United States	3:22.93	Jamaica	3:23.29
2006	United States	3:20.69	Russia	3:21.21	Belarus	3:26.19
2007	United States	3:18.55	Jamaica	3:19.73	Great Britain & NI	3:20.04
2008	United States	3:18.54	Russia	3:18.82	Jamaica	3:20.40
2009	United States	3:17.83	Jamaica	3:21.15	Russia	3:21.64
2010	Russia	3:21.26	Germany	3:24.07	Great Britain & NI	3:24.32
2011	United States	3:18.09	Jamaica	3:18.71	Russia	3:19.36
2012	United States	3:16.87	Russia	3:20.23	Jamaica	3:20.95
2013	Russia	3:20.19	United States	3:20.41	Great Britain & NI	3:22.61
2014	United States	3:21.73	Jamaica	3:23.26	Nigeria	3:23.41





Hurdles



Pole Vault



Hammer Throw



Shot Put



Javelin Throw



Long Jump



Discus Throw



High Jump



Running



Welcome



Applause



Leap



International Association of Athletics Federations

6-8 Quai Antoine 1er | BP 359 | MC 98007 | Monaco Cedex
HQ Tel: +377 93 10 88 88 Fax: +377 93 15 95 15 IAAF.org

