


IAAF
World Indoor
Championships
Portland 2016

Statistics
Handbook



Produced in collaboration with ATFS
Edited by Mark Butler



OFFICIAL IAAF PARTNERS



OFFICIAL IAAF SUPPLIER





IAAF WORLD INDOOR CHAMPIONSHIPS **IAAF STATISTICS HANDBOOK** PORTLAND 2016



© IAAF Communications Department 2016

Front cover (© Getty Images): 2015 IAAF World Athletes of the Year and reigning World Indoor Champions, Ashton Eaton USA (top) and Genzebe Dibaba ETH

Editor: Mark Butler

Produced by the IAAF Communications Department

IAAF PRESIDENT'S MESSAGE

MESSAGE DU PRESIDENT DE L'IAAF

The IAAF World Indoor Championships Portland 2016 (17-20 March 2016) will do much to raise awareness of track and field athletics in the United States of America. Aside the Rio Olympic Games these championships are the most important global athletics event in 2016.

The country has a rich history of hosting IAAF championships. The USA is one of just five countries to have organised IAAF championship events across the four main competition surfaces – outdoor track, indoor track, road, cross country.

The USA was home to the first official IAAF World Indoor Championships in 1987. Since then, the country has been by far the most successful IAAF Member Federation across the 15 editions of the world indoors, having a gold medal haul just below 100. With the championships returning to the USA, it seems certain that this total will be increased as many of the stars of this Olympic year undergo their first major test.

This book primarily gives full results and reports not only from all previous IAAF World Indoor Championships, but also the experimental yet important 1985 World Indoor Games. You should find here all you need to know as the next chapter unfolds with four days of action at the Oregon Convention Center.

Keeping track of such statistics since decades before 1985 have been the members of the Association of Track & Field Statisticians. Where would we be without their ongoing efforts, particularly with athletics today being a sport with such a global and year-long reach? The IAAF's appreciation of the ATFS is similarly unbroken.

Sebastian Coe
IAAF President

Les Championnats du Monde en Salle de l'IAAF, Portland 2016 (du 17 au 20 mars 2016) auront une superbe carte à jouer pour sensibiliser davantage les Américains à l'athlétisme. En dehors des Jeux Olympiques de Rio, ces championnats sont la compétition mondiale d'athlétisme la plus importante en 2016.

Le pays détient un riche passé d'organisateur de championnats. Les Etats-Unis font partie des cinq nations à avoir accueilli des championnats sur les quatre principales surfaces dévolues aux compétitions d'athlétisme: piste en plein air, piste en salle, route et cross.

Il a également accueilli les premiers championnats du monde en salle officiels en 1987. Depuis, la Fédération américaine a été, et de loin, la fédération membre de l'IAAF la plus primée lors des 15 éditions des mondiaux en salle, récoltant une moisson de récompenses qui avoisine les 100 médailles d'or. Avec le retour de ces championnats aux Etats-Unis, il est pratiquement certain que ce total sera amélioré puisqu'un grand nombre de champions y passeront leur premier grand test avant les Jeux Olympiques.

Cet ouvrage donne les résultats complets des championnats du monde en salle depuis l'origine y compris les Jeux mondiaux en salle de 1985, compétition expérimentale mais néanmoins importante. Vous trouverez au fil de ces pages tout ce qu'il faut savoir sur la compétition alors que le prochain chapitre va s'écrire lors de quatre journées de compétition passionnantes au Centre de Convention de l'Oregon.

Conserver la trace de ce genre de statistiques, telle est la tâche des membres de l'Association des statisticiens d'athlétisme (ATFS) depuis des décennies, bien avant 1985. Où en serions-nous sans leurs inlassables efforts, alors que l'athlétisme est aujourd'hui devenu un sport qui rayonne dans le monde entier ? L'IAAF leur en est particulièrement reconnaissante.

Sebastian Coe
Président de l'IAAF

CONTENTS

IAAF PRESIDENT'S MESSAGE	2
CONTENTS	3
ACKNOWLEDGMENTS	5
NOTES ON CONTENTS	7
IAAF WORLD INDOOR RECORDS	10
IAAF WORLD INDOOR CHAMPIONSHIP RECORDS	12
IAAF WORLD INDOOR GAMES & CHAMPIONSHIPS FACTS & FIGURES	14
Championship Performance Trends	16
Multiple Medallists	20
Most Appearances	23
Youngest & Oldest	25
Placing Tables	28
World Indoor Records & Bests Set	49
Doping Violations at IAAF World Indoor Championships	50
RESULTS FROM PAST MAJOR INDOOR CHAMPIONSHIPS	
IAAF World Indoor Games & Championships	53
European Indoor Championships	164
Asian Indoor Games	178
Asian Indoor Championships	180
IAAF WORLD CHAMPIONSHIP GOLD MEDALLISTS	185
WORLD AND CONTINENTAL INDOOR RECORDS	223
COUNTRY INDEX	237
MEN'S LISTS	
World Indoor All-Time Lists	279
National Indoor Records	287
Evolution of World Indoor Records	307
Best National Placings	319
WOMEN'S LISTS	
World Indoor All-Time Lists	329
Women's Name Changes	335
National Indoor Records	337
Evolution of World Indoor Records	355
Best National Placings	363

SOMMAIRE

MESSAGE DU PRESIDENT DE L'IAAF	2
SOMMAIRE	4
REMERCIEMENTS	5
NOTES SUR LE CONTENU	7
RECORDS DU MONDE EN SALLE DE L'IAAF	10
RECORDS DES CHAMPIONNATS DU MONDE EN SALLE DE L'IAAF	12
LE MEILLEUR DES JEUX ET CHAMPIONNATS DU MONDE DE L'IAAF	14
Tendance des performances	16
Plus grand nombre de medailles	20
Plus grand nombre de presences	23
Plus jeune et plus age	25
Tableau des Classement	28
Records mondiaux et meilleures performances en salle etablis	49
Infractions aux Règles Antidopage aux Championnats du Monde en salle l'IAAF	50
RESULTATS DES PRECEDENTS GRANDS CHAMPIONNATS EN SALLE	
Jeux et Championnats du monde en salle de l'IAAF	53
Championnats d'Europe en salle	164
Jeux d'Asia en salle	178
Championnats d'Asia en salle	180
MEDAILLES D'OR DES CHAMPIONNATS DU MONDE DE L'IAAF	185
RECORDS DU MONDE ET CONTINENTAUX EN SALLE	223
INDEX PAR PAYS	237
LISTES DES PERFORMANCES MASCULINES	
Listes des performances mondiales en salle de tous les temps	279
Records nationaux en salle	287
Evolution des Records mondiaux en salle	307
Meilleurs classements nationaux	319
LISTES DES PERFORMANCES FEMININES	
Listes des performances mondiales en salle de tous les temps	329
Changements de nom de famille	335
Records nationaux en salle	337
Evolution des Records mondiaux en salle	355
Meilleurs classements nationaux	363

ACKNOWLEDGMENTS

REMERCIEMENTS

I am pleased to present this IAAF World Indoor Championships statistics handbook, in which I hope you'll find all the answers you'll need at the 16th edition of this meeting. The main addition is, of course, details of the 2014 edition in Sopot. Those championships were capped with a new official world record in the men's 4x400m relay. A number of further "new" champions and medallists shown here have emerged after retrospective doping disqualifications. More welcome history changes have kindly come from Giorgio Malisani, who has discovered new or revised data for the chronologies of world indoor bests. Results up to January 31, 2016 are included on these pages.

I wish to thank the enduringly trustworthy chief contributors: Ed Gordon, Richard Hymans, György Csiki and especially Thomas Magnusson, whose expertise in athletics and databases has brought us so many useful tables and listings. My additional thanks also go to Mirko Jalava, Alfons Juck, Jon Mulkeen, and the staff and departments of the IAAF for all their support with this project.

Acknowledgments also to www.tilastopaja.net, www.iaaf.org, "*Athletics International*," "*Athletics Weekly*," "*Track & Field News*," Ed Gordon's *TAFWA All-Time Indoor List 2016*, ATFS/Peter Matthews *Athletics 2014*.

Mark Butler (Editor) – mbutler@worldscope.eu

IAAF
6-8, Quai Antoine 1er
BP 359
MC 98007 Monaco Cedex

Telephone: +377 93 10 88 88

Telefax: + 377 93 15 95 15

E-Mail: headquarters@iaaf.org

Orders for further copies of this book should be addressed to the IAAF Headquarters in Monaco

Detailed acknowledgments:

IAAF World Indoor Championships Superlatives: Tomas Magnusson and Mark Butler. *Past Results Of Major Indoor Championships*: IAAF World Indoor Games & Championships, European Indoor Championships and Asian Indoor Games & Championships by Mark Butler, Heinrich Hubbeling, Richard Hymans and Rob Whittingham; *IAAF World Gold Medallists*: Mark Butler with help from Ryan Lamppa and Tomas Magnusson; *World & Continental Indoor Records*: György Csiki with special thanks to Michel Saint-Raymond, Mirko Jalava and Yves Pinaud. Additional best performances by Ed Gordon. Further help from Boise State University (Michelle Smith), Ottavio Castellini, Steve Hollings, Paul Jenes, Fletcher McEwen, Glen McMiken & Yoshimasa Noguchi. *Country Index*: Tomas Magnusson. *All-Time World Indoor Lists*: Ed Gordon. *National Indoor Best Performances*: György Csiki with additional data from Glen McMiken. *Evolution Of World Indoor Best Performances*: Giorgio Malisani with multi-events by Gabriele Manfredini with updates resulting from the works of Otto Verhoeven (DGLD Bulletins and 100 Jahre Hallen-Leichtathletik in Deutschland 1908-2008), Hubert Hamacher (Leichtathletik im 19. Jahrhundert volumes 1 & 2), José María García (Progression of the European Indoor Records). Further updates (in 2003-15) by Mark Butler with thanks to Imre Matrahazi. *Best National Placings*: Thomas Hurst. *Women's Name Changes*: Ed Gordon and Mark Butler.

Technical Data: IAAF Competitions Department. *Production & translations*: IAAF. *Checks*: Jon Mulkeen. Additional help and corrections: Liz Birchall, Hans Dahlén, Tony Hunt, Lennart Julin, Steve Landells, Murray McKinnon, Malcolm Rogers, Sergey Tikhonov, Gavin Yang



2015 – 2019 IAAF Council

President	Sebastian Coe (GBR)
Senior Vice President	Sergey Bubka (UKR)
Vice Presidents	Dahlan Al Hamad (QAT) Hamad Kalkaba Malboun (CMR) Alberto Juantorena Danger (CUB)
Treasurer	José Maria Odriozola (ESP)
Individual Members	Roberto Gesta De Melo (BRA), South America* Nawal EL Moutawakel (MAR) Abby Hoffman (CAN) Anna Riccardi (ITA) Pauline Davis-Thompson (BAH) Geoff Gardner (NFI), Oceania* Sylvia Barlag (NED) Ahmad Al Kamali (UAE) Frank Fredericks (NAM) Bernard Amsalem (FRA) Zhaocai Du (CHN) Victor Lopez (PUR), NACAC* Stephanie Hightower (USA) Hiroshi Yokokawa (JPN) Antti Pihlakoski (FIN) Mikhail Butov (RUS) Adille Sumariwalla (IND) Nawaf Al Saud (KSA) Svein Arne Hansen (NOR), Europe* David Okeyo (KEN), Africa* Karim Ibrahim (MAS), Asia*

**Area Group Representatives*

NOTES ON CONTENTS

A	mark made at altitude higher than 1000m	R	relay
a	automatically timed	s/sf	semi final
c	separate competitions in same meeting	SP	separate put
cm	centimetre	St	steeplechase
Dec	decathlon	TJ	triple jump
DNF/dnf	did not finish	w	wind assisted
DNS/dns	did not start	x	failure in vertical jumps
DQ/dq	disqualified	y	yards or mark made at yard distance
DR	Democratic Republic	+	en route to a longer distance or or men's heptathlon during an octathlon
DT	discus throw	=	tie
gm	gramme	§	mixed nationality
H/Hep	heptathlon		
h/ht	heat number		
HJ	high jump		
HT	hammer throw		
i	indoor mark		
J	mark made in jump-off		
JT	javelin throw		
kg	kilograms		
km	kilometres		
lb	pound (2.203kg)		
LJ	long jump		
M	multi-event competition (or One Mile)		
m	metres (or manual timing)		
mx	mixed competition		
Nat	nationality		
NH	no height		
NM	no mark		
o	clearance in vertical jumps		
OT	oversized track (> 200m in circumference)		
PDR	People's Democratic Republic		
P/Pen	pentathlon		
Pos	position		
PR	People's Republic		
PV	pole vault		
Q	qualifying competition		
qf	quarter final		
r	race		

Area Groups

ASI	Asia
AFR	Africa
EUR	Europe
NAM	North America
CAC	Central America & Caribbean
OCE	Oceania
SAM	South America

Venues

Berlin (DH)	Dynamohalle
Berlin (DL)	Deutschlandhalle
Berlin (RH)	Rudolf-Harbig-Halle
Berlin (SF)	Sportforum
Berlin (TSC)	Turn und Sportclub
Budapest (OH)	Olympia Halle
Budapest (SC)	Sportcsárnok
Budapest (SA)	Sport Arena
Glasgow (EA)	Emirates Arena
Glasgow (KH)	Kelvin Hall
London (LV)	Lee Valley
New York (MSG)	Madison Square Garden
Toronto (SD)	Skydome
Turin (OL)	Oval Lingotto
Zurich (HB)	Hauptbahnhof

GENERAL ABBREVIATIONS & SYMBOLS

South Africa

Performances by South African athletes in the period between the Republic's suspension from the IAAF (July 1976) and admission as a provisional member (May 1992) are marked with the symbol “†”

Athletes' Names

In this book, we have attempted to use the most understandable, recognisable and pronounceable versions of athletes' names, in accordance with the policy of the ATFS. In general, we strive to use the names the athletes actually want, which may well not agree with those given on entry forms and/or passports. So I am now showing Yelena Isinbaeva as that is what she has told us, and is as shown on her website. With Belarusian and Ukrainian names we have used generally Russian transliterations. Therefore we show Bogdan Bondarenko not Bohdan, and Sergey Bubka rather than Serhiy Bubka etc.

City Names

In keeping with ATFS policy, native spelling is used for the names of cities given in lists in this book. In text, the English (or French) version of the name is used.

Technical Data (from IAAF Competition Rules 2016-2017)

Event		Men	Women
Straight	Lane width	1.22m (±1cm)*	1.22m (±1cm)*
Oval	Lane width	0.90m-1.10m (±1cm)	0.90m-1.10m (±1cm)
60m Hurdles	Number of Hurdles	5	5
	Height	106.7cm	83.8cm
	Start to First Hurdle	13.72m	13m
	Between Hurdles	9.14m	8.5m
	Last Hurdle to Finish	9.72m	13m
High Jump	Crossbar Length	4.00m (±2cm)	4.00m (±2cm)
	Crossbar Weight	Up to 2kg	Up to 2kg
	Landing Area (minimum)	6m x 4m x 70cm	6m x 4m x 70cm
Pole Vault	Crossbar Length	4.50m (±2cm)	4.50m (±2cm)
	Crossbar Weight	Up to 2.25kg	Up to 2.25kg
	Landing Area (minimum)	6m x 6m x 80cm	6m x 6m x 80cm
		Plus a minimum of 2m front pieces	
Long/Triple Jump	Take-off Board Length	1.22m (±1cm)	1.22m (±1cm)
	Take-off Board Width	20cm (±2mm)	20cm (±2mm)
	Plasticine Board Width	10cm (±2mm)	10cm (±2mm)
	Pit Width	2.75-3m	2.75-3m
Shot Put	Weight	7.26kg	4kg
	Diameter	110-130mm	95-110mm
	Sector Angle	34.92°	34.92°
		(bordered by parallel lines of not less than 9m apart where it is not a full sector)	
	Circle Diameter	2.135m (±5mm)	2.135m (±5mm)
Relays	Baton Length	28-30cm	28-30cm
	Baton Weight	Not less than 50g	Not less than 50g
	Length of Take-Over Zone	20m	20m
	Baton Diameter	4cm (±2mm)	4cm (±2mm)

* For all tracks constructed before January 1, 2004 the lanes and take-off board may have a maximum width of 1.25m

Not an IAAF event but widely contested indoors in North America:

Weight Throw (USA Track & Field Specifications)	Weight	15.88kg (35 lb)	9.08kg (20 lb)
	Diameter	145-165mm	120-140mm
	Length	Not exceeding 40.64cm, measured from the bottom surface of the head to the inside surface of the handle (The handle is a round metal rod the diameter of which shall not exceed 12.7mm)	
	Sector Angle	34.92°	34.92°
	Circle Diameter	2.135m	2.135m

Countries

IAAF Members (214)	GEQ Equatorial Guinea	NRU Nauru	Other and former names:
AFG Afghanistan	GER Germany	NZL New Zealand	AHO Netherlands Antilles
AIA Anguilla	GHA Ghana	OMA Oman	AMS American Samoa (now ASA)
ALB Albania	GIB Gibraltar	PAK Pakistan	ANO Angola (now ANG)
ALG Algeria	GRE Greece	PAN Panama	ANG Anguilla (now AIA)
AND Andorra	GRN Grenada	PAR Paraguay	AUA Australasia
ANG Angola	GUA Guatemala	PER Peru	BGU British Guiana (now GUY)
ANT Antigua & Barbuda	GUI Guinea	PHI Philippines	BHR Bahrain (now BRN)
ARG Argentina	GUM Guam	PLE Palestine	BHO British Honduras
ARM Armenia	GUY Guyana	PLW Palau	BIR Burma (now MYA/Myanmar)
ARU Aruba	HAI Haiti	PNG Papua New Guinea	BKF Burkina Faso (now BUR)
ASA American Samoa	HKG Hong Kong, China	POL Poland	BOS Bohemia
AUS Australia	HON Honduras	POR Portugal	BOS Bosnia & Herzegovina (now BIH)
AUT Austria	HUN Hungary	PRK DPR Korea	BSH Bosnia & Herzegovina (now BIH)
AZE Azerbaijan	INA Indonesia	PUR Puerto Rico	BUR Burundi (now BDI, BUR is now Burkin Faso)
BAH Bahamas	IND India	PYF French Polynesia	BVI British Virgin Islands (now IVB)
BAN Bangladesh	IRI Iran	QAT Qatar	BWI British West Indies
BAR Barbados	IRL Ireland	ROU Romania	CEY Ceylon (now SRI)
BDI Burundi	IRQ Iraq	RSA Republic of South Africa	CKI Cook Islands (now COK)
BEL Belgium	ISL Iceland	RUS Russia	CVD Cape Verde Islands (now CPV)
BEN Benin	ISR Israel	RWA Rwanda	DAH Dahomey (Now BEN/Benin)
BER Bermuda	ISV Virgin Islands (US)	SAM Western Samoa	DMN Dominica (now DMA)
BHU Bhutan	IVB British Virgin Islands	SEN Senegal	ENG England
BIH Bosnia & Herzegovina	ITA Italy	SEY Seychelles	EUN Unified Team (Formerly USSR)
BIZ Belize	JAM Jamaica	SIN Singapore	FRG Federal Republic of Germany (now GER)
BLR Belarus	JOR Jordan	SKN Saint Kitts & Nevis	GBI Great Britain & Ireland (pre-1922)
BOL Bolivia	JPN Japan	SLE Sierra Leone	GDR German Democratic Republic (now GER)
BOT Botswana	KAZ Kazakhstan	SLO Slovenia	GOL Gold Coast (now GHA/Ghana)
BRA Brazil	KEN Kenya	SMR San Marino	GUD Guadeloupe
BRN Bahrain	KGZ Kyrgyzstan	SOL Solomon Islands	HOL Netherlands (now NED)
BRU Brunei	KIR Kiribati	SOM Somalia	IRN Iran (now IRI)
BUL Bulgaria	KOR Korea	SRB Serbia	IOA Independent Olympic Athletes
BUR Burkina Faso	KOS Kosovo	SRI Sri Lanka	IOP Independent Olympic Participants
CAF Central African Republic	KSA Kingdom of Saudi Arabia	SSD South Sudan	KHM Kampuchea (now CAM/Cambodia)
CAM Cambodia	KUW Kuwait	STP DR of São Tomé & Príncipe	KZK Kazakhstan (now KAZ)
CAN Canada	LAO Laos	SUD Sudan	LAN Lesser Antilles
CAY Cayman Islands	LAT Latvia	SUI Switzerland	LIT Lithuania (now LTU)
CGO Congo	LBA Libya	SUR Surinam	MAL Malaysia
CHA Chad	LBR Liberia	SVK Slovak Republic	MLD Maldives (now MDV)
CHI Chile	LCA Saint Lucia	SWE Sweden	MOL Moldova (now MDA)
CHN PR of China	LES Lesotho	SWZ Swaziland	MRT Martinique
CIV Ivory Coast	LIB Lebanon	SYR Syria	MSH Marshall Islands (now MHL)
CMR Cameroon	LIE Liechtenstein	TAN Tanzania	NAU Nauru (now NRU)
COD DR of Congo	LTU Lithuania	TGA Tonga	NCL New Caledonia
COK Cook Islands	LUX Luxembourg	THA Thailand	NIR Northern Ireland
COL Colombia	MAC Macao	TJK Tajikistan	NBO North Borneo
COM Comoros	MAD Madagascar	TKM Turkmenistan	NRH Northern Rhodesia (now ZAM)
CPV Cape Verde Islands	MAR Morocco	TKS Turks & Caicos Islands	NMA Northern Mariana Islands (now NMI)
CRC Costa Rica	MAS Malaysia	TLS East Timor	OMN Oman (now OMA)
CRO Croatia	MAW Malawi	TOG Togo	PAL Palestine (now PLE)
CUB Cuba	MDA Moldova	TPE Chinese Taipei	PRY Democratic People's Republic of Yemen (now YEM)
CYP Cyprus	MDV Maldives	TTO Trinidad & Tobago	RHO Rhodesia (now ZIM/Zimbabwe)
CZE Czech Republic	MEX Mexico	TUN Tunisia	ROC Republic of China
DEN Denmark	MGL Mongolia	TUR Turkey	ROM Romania (now ROU)
DJI Djibouti	MHL Marshall Islands	TUV Tuvalu	SAA Saar
DMA Dominica	MKD Former Yugoslav Republic of Macedonia	UAE United Arab Emirates	SAF South Africa (now RSA)
DOM Dominican Republic	MLI Mali	UGA Uganda	SCG Serbia & Montenegro (formerly Yugoslavia, now SRB & MNE)
ECU Ecuador	MLT Malta	UKR Ukraine	SCO Scotland
EGY Egypt	MNE Montenegro	URU Uruguay	SER Serbia (now SRB)
ERI Eritrea	MNT Montserrat	USA United States	STK St Kitts & Nevis (now SKN)
ESA El Salvador	MON Monaco	UZB Uzbekistan	STL St Lucia (now LCA)
ESP Spain	MOZ Mozambique	VAN Vanuatu	STV St Vincent (now VIN)
EST Estonia	MRI Mauritius	VEN Venezuela	TWC Tahti West Coast
ETH Ethiopia	MTN Mauritania	VIE Vietnam	UAR United Arab Republic
FJ Fiji	MYA Myanmar	VIN Saint Vincent & the Grenadines	URS USSR
FIN Finland	NAM Namibia	YEM Yemen	TAH Tahiti (now PYF/French Polynesia)
FRA France	NCA Nicaragua	ZAM Zambia	TCH (Up to 1992) Czechoslovakia
FSM Federated States of Micronesia	NED Netherlands	ZIM Zimbabwe	TON Tonga (now TGA)
GAB Gabon	NEP Nepal		TRI Trinidad & Tobago (now TTO)
GAM The Gambia	NFI Norfolk Island		VOL Upper Volta (now BUR/Burkina Faso)
GBR Great Britain & Northern Ireland	NGR Nigeria		WAL Wales
GBS Guinea Bissau	NIG Niger		YAR Yemen Arab Republic (now YEM)
GEO Georgia	NMI Northern Mariana Islands		YUG Yugoslavia
	NOR Norway		ZAI Zaire (now COD)

IAAF WORLD INDOOR RECORDS

As at January 31, 2016

* = awaiting ratification

MEN

50 Metres	5.56A	Donovan Bailey	CAN	Reno	9 Feb 96
60 Metres	6.39	Maurice Greene	USA	Madrid	3 Feb 98
	6.39	Maurice Greene	USA	Atlanta	3 Mar 01
200 Metres	19.92	Frankie Fredericks	NAM	Liévin	18 Feb 96
400 Metres	44.57	Kerron Clement	USA	Fayetteville	12 Mar 05
800 Metres	1:42.67	Wilson Kipketer	DEN	Paris	9 Mar 97
1000 Metres	2:14.96	Wilson Kipketer	DEN	Birmingham	20 Feb 00
1500 Metres	3:31.18	Hicham El Guerrouj	MAR	Stuttgart	2 Feb 97
One Mile	3:48.45	Hicham El Guerrouj	MAR	Gent	12 Feb 97
3000 Metres	7:24.90	Daniel Komen	KEN	Budapest	6 Feb 98
5000 Metres	12:49.60	Kenenisa Bekele	ETH	Birmingham	20 Feb 04
50 Metres Hurdles	6.25	Mark McKoy	CAN	Kobe	5 Mar 86
60m Metres Hurdles	7.30	Colin Jackson	GBR	Sindelfingen	6 Mar 94
High Jump	2.43	Javier Sotomayor	CUB	Budapest	4 Mar 89
Pole Vault	6.16	Renaud Lavillenie	FRA	Donetsk	15 Feb 14
Long Jump	8.79	Carl Lewis	USA	New York	27 Jan 84
Triple Jump	17.92	Teddy Tamgho	FRA	Paris	6 Mar 11 (round 2)
	17.92	Teddy Tamgho	FRA	Paris	6 Mar 11 (round 4)
Shot Put	22.66	Randy Barnes	USA	Los Angeles	20 Jan 89
Heptathlon	6645	Ashton Eaton	USA	Istanbul	10 Mar 12
	(6.79, 8.16, 14.56, 2.03 / 7.68, 5.20, 2:32.77)				
5000 Metres Walk	18:07.08	Mikhail Shchennikov	RUS	Moskva	14 Feb 95
4 x 200 Metres Relay	1:22.11	Great Britain & NI	GBR	Glasgow (KH)	3 Mar 91
		(Linford Christie, Darren Braithwaite, Ade Mafe, John Regis)			
4 x 400 Metres Relay	3:02.13	United States	USA	Sopot	9 Mar 14
		(Kyle Clemons, David Verburg, Kind Butler, Calvin Smith)			
4 x 800 Metres Relay	7:13.11	US All Stars	USA	Boston	8 Feb 14
		(Richard Jones, David Torrence, Duane Solomon, Erik Sowinski)			

Best marks within combined events (not ratified, in completed heptathlons of more than 5500 points):

60 Metres	6.61	Chris Huffins (6128)	USA	Paris	8 Mar 97
Long Jump	8.16	Ashton Eaton (6645)	USA	Istanbul	9 Mar 12
Shot Put	17.17	Aleksey Drozdov (6141)	RUS	Doha	12 Mar 10
High Jump	2.30	Derek Drouin (5817)	CAN	Geneva OH	22 Feb 13
60 Metres Hurdles	7.60	Ashton Eaton (6568)	USA	Tallinn	6 Feb 11
Pole Vault	5.60	Alex Averbukh (later ISR) (6144)	RUS	Valencia	1 Mar 98
1000 Metres	2:23.63	Curtis Beach (6138)	USA	Nampa	10 Mar 12

Not ratified (insufficient or no doping control):

50 Metres	5.56	Maurice Greene	USA	Los Angeles	13 Feb 99
4 x 400 Metres Relay	3:01.96	All-Star Team	USA	Fayetteville	11 Feb 06
		(Kerron Clement, Wallace Spearmon, Darold Williamson, Jeremy Wariner)			



WOMEN

50 Metres	5.96+	Irina Privalova	RUS	Madrid	9 Feb 95
60 Metres	6.92	Irina Privalova	RUS	Madrid	11 Feb 93
	6.92	Irina Privalova	RUS	Madrid	9 Feb 95
200 Metres	21.87	Merlene Ottey	JAM	Liévin	13 Feb 93
400 Metres	49.59	Jarmila Kratochvílová	TCH	Milano	7 Mar 82
800 Metres	1:55.82	Jolanda Čeplak	SLO	Wien	3 Mar 02
1000 Metres	2:30.94	Maria Mutola	MOZ	Stockholm	25 Feb 99
1500 Metres	3:55.17	Genzebe Dibaba	ETH	Karlsruhe	1 Feb 14
One Mile	4:17.14	Doina Melinte	ROU	East Rutherford	9 Feb 90
3000 Metres	8:16.60	Genzebe Dibaba	ETH	Stockholm	6 Feb 14
5000 Metres	14:18.86	Genzebe Dibaba	ETH	Stockholm	19 Feb 15
50 Metres Hurdles	6.58	Cornelia Oschkenat	GDR	Berlin	20 Feb 88
60 Metres Hurdles	7.68	Susanna Kallur	SWE	Karlsruhe	10 Feb 88
High Jump	2.08	Kajsa Bergqvist	SWE	Arnstadt	4 Feb 06
Pole Vault	5.03 ^a	Jenn Suhr	USA	Brockport	30 Jan 16
	5.02	Jenn Suhr	USA	Albuquerque	2 Mar 13
Long Jump	7.37	Heike Drechsler	GDR	Wien	13 Feb 88
Triple Jump	15.36	Tatyana Lebedeva	RUS	Budapest	6 Mar 04
Shot Put	22.50	Helena Fibingerová	TCH	Jablonec	19 Feb 77
Pentathlon	5013	Nataliya Dobrynska	UKR	Istanbul	9 Mar 12
	(8.38, 1.84, 16.51, 6.57, 2:11.15)				
3000 Metres Walk	11:40.33	Claudia Iovan/Ştef	ROU	Bucureşti	30 Jan 99
4 x 200 Metres Relay	1:32.41	Russia	RUS	Glasgow (KH)	29 Jan 05
		(Yekaterina Kondratyeva, Irina Khabarova, Yuliya Pechonkina, Yuliya Gushchina)			
4 x 400 Metres Relay	3:23.37	Russia	RUS	Glasgow (KH)	28 Jan 06
		(Yuliya Gushchina, Olga Kotlyarova, Olga Zaytseva, Olesya Krasnomovets)			
4 x 800 Metres Relay	8:06.24	Moskovskaya Region	RUS	Moskva	18 Feb 11
		(Aleksandra Bulanova, Yekaterina Martynova, Yelena Kofanova, Anna Balakshina)			

Best marks within combined events (not ratified, in completed pentathlons of more than 4200 points):

60 Metres Hurdles	7.91	Jessica Ennis (4965)	GBR	Istanbul	9 Mar 12
High Jump	1.99	Tia Hellebaut (4867)	BEL	Valencia	7 Mar 08
Shot Put	20.27	Eva Wilms (4641)	FRG	Berlin	30 Jan 77
Long Jump	6.89	Katarina Johnson-Thompson (5000)	GBR	Praha	6 Mar 15
800 metres	2:04.42	Ester Goossens (4212)	NED	Kalbach	9 Feb 97

Not ratified (insufficient judges):

3000 Metres Walk	11:35.34	Gillian O'Sullivan	IRL	Belfast	15 Feb 03
------------------	----------	--------------------	-----	---------	-----------



IAAF WORLD INDOOR CHAMPIONSHIP RECORDS

MEN

60 Metres	6.42	Maurice Greene	USA	Maebashi	7 Mar 99
200 Metres	20.10	Frankie Fredericks	NAM	Maebashi	6 Mar 99
400 Metres	45.11	Nery Brenes	CRC	Istanbul	10 Mar 12
800 Metres	1:42.67	Wilson Kipketer	DEN	Paris	9 Mar 97
1500 Metres	3:33.77	Haile Gebrselassie	ETH	Maebashi	7 Mar 99
3000 Metres	7:34.71	Haile Gebrselassie	ETH	Paris	9 Mar 97
60 Metres Hurdles	7.34	Dayron Robles	CUB	Doha	14 Mar 10
High Jump	2.43	Javier Sotomayor	CUB	Budapest	4 Mar 89
Pole Vault	6.01	Steven Hooker	AUS	Doha	13 Mar 10
Long Jump	8.62	Iván Pedroso	CUB	Maebashi	7 Mar 99
Triple Jump	17.90	Teddy Tamgho	FRA	Doha	14 Mar 10
Shot Put	22.24	Ulf Timmermann	GDR	Indianapolis	7 Mar 87
Heptathlon	6645	Ashton Eaton	USA	Istanbul	10 Mar 12
	(6.79, 8.16, 14.56, 2.03 / 7.68, 5.20, 2:32.77)				
5000 Metres Walk	18:23.55	Mikhail Shchennikov	URS/RUS	Sevilla	10 Mar 91
4 x 400 Metres Relay	3:02.13	United States	USA	Sopot	9 Mar 14
		(Kyle Clemons, David Verburg, Kind Butler, Calvin Smith)			

ADDITIONAL BEST PERFORMANCES:

4x400m Relay split	44.75	Milton Campbell	USA	Maebashi	7 Mar 99
Medley Relay	3:15.10	United States	USA	Toronto	14 Mar 93
		(Mark Everett, James Trapp, Kevin Little, Butch Reynolds)			

Heptathlon Disciplines

60 Metres	6.61	Chris Huffins	USA	Paris	8 Mar 97
Long Jump	8.16	Ashton Eaton	USA	Istanbul	9 Mar 12
Shot Put	17.17	Aleksey Drozdov	RUS	Doha	12 Mar 10
High Jump	2.21	Andrey Kravchenko	BLR	Sopot	7 Mar 14
60 Metres Hurdles	7.64	Ashton Eaton	USA	Sopot	8 Mar 14
Pole Vault	5.50	Erki Nool	EST	Maebashi	7 Mar 99
1000 Metres	2:32.77	Ashton Eaton	USA	Istanbul	10 Mar 12



WOMEN

60 Metres	6.95	Gail Devers	USA	Toronto	12 Mar 93
200 Metres	22.15	Irina Privalova	RUS	Toronto	14 Mar 93
400 Metres	50.04	Olesya Krasnomovets	RUS	Moskva	12 Mar 06
800 Metres	1:56.90	Ludmila Formanová	CZE	Maebashi	7 Mar 99
1500 Metres	3:59.75	Gelete Burka	ETH	Valencia	9 Mar 08
3000 Metres	8:33.82	Elly van Hulst	NED	Budapest	4 Mar 89
60 Metres Hurdles	7.72	Lolo Jones	USA	Doha	13 Mar 10
High Jump	2.05	Stefka Kostadinova	BUL	Indianapolis	8 Mar 87
Pole Vault	4.86	Yelena Isinbaeva	RUS	Budapest	6 Mar 04
Long Jump	7.23	Brittney Reese	USA	Istanbul	11 Mar 12
Triple Jump	15.36	Tatyana Lebedeva	RUS	Budapest	6 Mar 04
Shot Put	20.85	Nadezhda Ostapchuk	BLR	Doha	14 Mar 10
Pentathlon	5013	Nataliya Dobrynska	UKR	Istanbul	9 Mar 12
	(8.38, 1.84, 16.51, 6.57, 2:11.15)				
3000 Metres Walk	11:49.73	Yelena Nikolayeva	RUS	Toronto	13 Mar 93
4 x 400 Metres Relay	3:23.88	Russia	RUS	Budapest	7 Mar 04
		(Olesya Krasnomovets, Olga Kotlyarova, Tatyana Levina, Natalya Nazarova)			

ADDITIONAL BEST PERFORMANCES:

4x400 Metres Relay Split	49.89	Natalya Nazarova	RUS	Budapest	7 Mar 04
Medley Relay	3:45.90	United States	USA	Toronto	14 Mar 93
		(Joetta Clark, Wendy Vereen, Kim Batten, Jearl Miles)			

Pentathlon Disciplines

60 Metres Hurdles	7.91	Jessica Ennis	GBR	Istanbul	9 Mar 13
High Jump	1.99	Tia Hellebaut	RUS	Valencia	7 Mar 08
Shot Put	17.18	Nataliya Dobrynska	UKR	Valencia	7 Mar 08
Long Jump	6.69	Natalya Sazanovich	BLR	Lisboa	9 Mar 01
800 Metres	2:08.09	Jessica Ennis	GBR	Istanbul	9 Mar 12

WORLD INDOOR CHAMPIONSHIPS QUICK REFERENCE

A total of 5378 athletes (3147 men, 2231 women) from 214 different countries have competed in the IAAF World Indoor Championships, 2406 reaching finals (or placing among the top eight), 1013 winning medals, of which 358 have won golds. A total of 55 athletes have had their results disqualified due to doping violations as at January 31, 2016. (See from page 185 for a survey of all IAAF world gold medalists and 50 for a list of doping offenders at World Indoor Championships).

The biggest IAAF World Indoor Championships, in terms of competitors, were Paris 1997 with 712 participants from 118 countries. There were more countries at subsequent stagings including Istanbul 2012 (171), but with tighter entry standards the number of athletes who actually competed then was only 630. (See from page 14 for participation figures at all World Indoor Championships)

The most medals won by an individual at the World Championships is nine by two women, Natalya Nazarova (RUS) and Maria Mutola (MOZ). Nazarova won hers across the 400m and 4x400m relay, whereas all of Mutola's came in a single event, the 800m. Both each won a record seven golds, though only two of Nazaova's were individual. Two Cuban jumpers are the most bemedalled men, Javier Sotomayor and Iván Pedroso. High jumper Sotomayor won four golds plus one silver and one bronze. Pedroso won five successive long jump titles in 1993-2001. The most successful athletes in terms of top eight placings are shown from page 46.

The most successful country at the World Indoor Games and Championships is the United States, with 95 gold, 60 silver and 59 bronze medals. Russia is the only other country with a total of more than 100 medals. Tables of all national placings are given from page 28.

The closest finish to a World Indoor Championship event came in the women's 60m in Moscow 2006, when Me'Lisa Barber beat Lauryn Williams (both USA) by one thousandth of a second (7.008 to 7.009). In the second semi-final of the men's 60m in Budapest 1989, the first five finishers all clocked 6.58 or 6.59.

The oldest World Indoor Champion is Yekaterina Podkopayeva (RUS), winner of the 1997 women's 1500m at 44 years 271 days. The oldest male champion is Bernard Lagat, winner of the 2012 3000m at 37 years 90 days.

The youngest gold medalists are both Ethiopian junior middle distance runners. Mohammed Aman won the 2012 men's 800m at 18 years 61 days, and Kalkidan Gezahegne won the 2010 1500m aged 18 years 310 days. More details of the youngest and oldest competitors is given from page 25.

The most championships contested is nine by Maria Mutola (MOZ). The most by a man is eight by Javier Sotomayor (CUB) and Manuel Martínez (ESP). A fuller list of most appearances is given from page 23.

IAAF WORLD INDOOR GAMES & CHAMPIONSHIPS FACTS & FIGURES

For this section, the 1985 IAAF World Indoor Games are given the same status as the IAAF World Indoor Championships of 1987-2014



JEUX MONDIAUX EN SALLE
PARIS-Bercy: 18-19 Janvier 1985

IAAF World Indoor Games

Palais Omnisports Paris-Bercy
Paris, France – January 18/19, 1985
Attended by **319** athletes from **69** countries
Number of countries providing:
Champions: **15**; Medallists: **24**; Finalists: **43**



IAAF World Indoor Championships (1)

Hoosier Dome
Indianapolis, USA – March 6-8, 1987
Attended by **402** athletes from **84** countries
Number of countries providing:
Champions: **8**; Medallists: **23**; Finalists: **39**



IAAF World Indoor Championships (2)

Budapest Sportsármok
Budapest, Hungary – March 3-5, 1989
Attended by **378** athletes from **61** countries
Number of countries providing:
Champions: **14**; Medallists: **24**; Finalists: **37**



IAAF World Indoor Championships (3)

Palacio De Los Deportes
Seville, Spain – March 8-10, 1991
Attended by **521** athletes from **81** countries
Number of countries providing:
Champions: **11**; Medallists: **25**; Finalists: **40**



IAAF World Indoor Championships (4)

The SkyDome
Toronto, Canada – March 12-14, 1993
Attended by **537** athletes from **93** countries
Number of countries providing:
Champions: **14**; Medallists: **30**; Finalists: **53**



IAAF World Indoor Championships (5)

Palau Sant Jordi
Barcelona, Spain – March 10-12, 1995
Attended by **602** athletes from **130** countries
Number of countries providing:
Champions: **16**; Medallists: **34**; Finalists: **55**



IAAF World Indoor Championships (6)

Palais Omnisports Bercy
Paris, France – March 7-9, 1997
Attended by **712** athletes from **118** countries
Number of countries providing:
Champions: **17**; Medallists: **32**; Finalists: **59**



IAAF World Indoor Championships (7)

Green Dome
Maebashi, Japan – March 5-7, 1999
Attended by **487** athletes from **115** countries
Number of countries providing:
Champions: **16**; Medallists: **32**; Finalists: **45**



IAAF World Indoor Championships (8)
 Atlantic Pavillion
 Lisbon, Portugal – March 9-11, 2001
 Attended by **510** athletes from **136** countries
 Number of countries providing:
 Champions: **15**; Medallists: **29**; Finalists: **55**



IAAF World Indoor Championships (9)
 National Indoor Arena
 Birmingham, Great Britain & NI – March 14-16, 2003
 Attended by **589** athletes from **132** countries
 Number of countries providing:
 Champions: **10**; Medallists: **27**; Finalists: **44**



IAAF World Indoor Championships (10)
 Budapest Sportarena
 Budapest, Hungary – March 5-7, 2004
 Attended by **677** athletes from **139** countries
 Number of countries providing:
 Champions: **15**; Medallists: **33**; Finalists: **49**



IAAF World Indoor Championships (11)
 Olympiyskiy Stadium
 Moscow, Russia – March 10-12, 2006
 Attended by **562** athletes from **129** countries
 Number of countries providing:
 Champions: **11**; Medallists: **33**; Finalists: **52**



IAAF World Indoor Championships (12)
 Palau Velódromo Luis Puig
 Valencia, Spain – March 7-9, 2008
 Attended by **575** athletes from **147** countries
 Number of countries providing:
 Champions: **16**; Medallists: **37**; Finalists: **49**



IAAF World Indoor Championships (13)
 Aspire Dome
 Doha, Qatar – March 12-14, 2010
 Attended by **583** athletes from **142** countries
 Number of countries providing:
 Champions: **14**; Medallists: **29**; Finalists: **56**



IAAF World Indoor Championships (14)
 Ataköy Athletics Arena
 Istanbul, Turkey – March 9-11, 2012
 Attended by **630** athletes from **171** countries
 Number of countries providing:
 Champions: **14**; Medallists: **28**; Finalists: **50**



IAAF World Indoor Championships (15)
 Ergo Arena
 Sopot, Poland – March 7-9, 2014
 Attended by **539** athletes from **135** countries
 Number of countries providing:
 Champions: **16**; Medallists: **30**; Finalists: **51**



IAAF World Indoor Championships (16)
 Oregon Convention Center
 Portland, United States – March 17-20, 2016

CHAMPIONSHIP PERFORMANCE TRENDS

These lists show the trends in the standard of performance at successive World Indoor Championships. For each event, the winning mark is given along with that for sixth best and the best non-qualifying performances. The best mark in each category is shown in bold. The third mark is the best not to qualify for the final from the semi-final or field event qualifying group. Where there were first-round heats in track events, the best non-qualifying mark from that stage are always shown in the rightmost columns

Event	Year	Gold	6th	nq (sf)	nq (ht)	Event	Year	Gold	6th	nq (sf)	nq (ht)	
MEN						1500m	1985	3:40.27	3:45.46	-	3:45.90	
60m	1985	6.62	6.74	6.66	6.78	1987	3:39.04	3:40.82	-	3:43.40		
	1987	6.50	6.68	6.67	6.74	1989	3:36.64	3:39.97	-	3:43.95		
	1989	6.52	6.67	6.59	6.73	1991	3:41.57	3:46.25	-	3:45.43		
	1991	6.54	6.64	6.68	6.85	1993	3:45.00	3:46.18	-	3:44.32		
	1993	6.50	6.62	6.68	6.74	1995	3:44.54	3:45.46	-	3:47.03		
	1995	6.46	6.63	6.62	6.78	1997	3:35.31	3:39.91	-	3:41.46		
	1997	6.50	6.61	6.54	6.66	1999	3:33.77	3:37.88	-	3:42.80		
	1999	6.42	6.59	6.58	6.72	2001	3:51.06	3:52.39	-	3:39.40		
	2001	6.44	6.59	6.61	6.77	2003	3:42.59	3:44.67	-	3:40.89		
	2003	6.46	6.64	6.63	6.71	2004	3:52.31	3:56.55	-	3:42.11		
	2004	6.49	6.60	6.63	6.73	2006	3:42.08	3:43.98	-	3:41.87		
	2006	6.50	6.61	6.63	6.71	2008	3:38.23	3:40.42	-	3:41.54		
	2008	6.51	6.63	6.65	6.79	2010	3:41.86	3:43.77	-	3:40.08		
	2010	6.48	6.65	6.65	6.76	2012	3:45.21	3:47.42	-	3:42.72		
	2012	6.46	6.63	6.69	6.95	2014	3:37.52	3:39.60	-	3:39.46		
	2014	6.49	6.53	6.59	6.69	3000m	1985	7:57.63	7:58.78	-	7:58.09	
200m	1985	20.95	21.92	21.38	22.01	1987	8:03.32	8:06.77	-	7:56.99		
(to 2004)	1987	20.73	21.53	21.42	22.36	1989	7:47.94	7:52.26	-	7:53.15		
	1989	20.54	-	21.43	21.93	1991	7:41.14	7:47.51	-	7:51.67		
	1991	20.67	21.65	21.17	21.76	1993	7:50.26	7:54.41	-	7:53.17		
	1993	20.63	21.21	21.09	21.22	1995	7:50.89	7:53.86	-	7:59.42		
	1995	20.58	-	21.06	21.73	1997	7:34.71	7:44.31	-	7:54.01		
	1997	20.40	-	20.83	21.32	1999	7:53.57	7:56.96	-	-		
	1999	20.10	22.06	20.98	21.10	2001	7:37.74	7:45.52	-	7:56.42		
	2001	20.63	-	21.17	21.50	2003	7:40.97	7:44.34	-	7:54.59		
	2003	20.62	-	20.96	21.17	2004	7:56.34	8:02.86	-	7:53.69		
	2004	20.66	21.49	20.89	21.12	2006	7:39.32	7:47.67	-	7:56.44		
400m	1985	45.60	54.09	48.01	48.14	2008	7:48.23	7:55.08	-	8:00.01		
	1987	45.98	47.11	46.89	47.67	2010	7:37.97	7:42.82	-	8:03.62		
	1989	45.59	47.35	46.94	47.33	2012	7:41.44	7:44.16	-	7:53.62		
	1991	46.17	62.39	47.05	47.95	2014	7:54.94	7:56.37	-	7:46.36		
	1993	45.26	46.70	47.10	47.50	60mH	1985	7.67	7.86	7.85	8.01	
	1995	46.17	47.19	47.33	47.59	1987	7.51	7.89	-	7.75		
	1997	45.51	-	46.19	47.32	1989	7.43	7.86	7.75	7.84		
	1999	45.73	47.06	46.39	47.35	1991	7.45	7.66	7.65	7.78		
	2001	46.40	-	47.17	47.01	1993	7.41	7.72	7.75	7.86		
	2003	45.34	46.67	46.82	47.21	1995	7.39	7.70	7.66	7.80		
	2004	45.88	47.34	46.68	47.42	1997	7.48	-	7.68	7.71		
	2006	45.54	47.33	46.61	47.13	1999	7.38	-	-	7.59		
	2008	45.67	46.93	46.92	47.34	2001	7.51	7.65	7.63	7.84		
	2010	45.96	-	46.84	47.21	2003	7.47	7.62	7.70	7.80		
	2012	45.11	46.21	46.46	47.82	2004	7.36	7.59	7.66	7.75		
	2014	45.24	47.32	46.37	46.68	2006	7.43	7.57	7.63	7.85		
800m	1985	1:47.42	1:50.85	-	1:50.98	2008	7.46	7.65	7.65	7.85		
	1987	1:47.49	1:48.07	-	1:50.13	2010	7.34	7.58	7.67	7.97		
	1989	1:44.84	1:48.97	1:49.01	1:49.74	2012	7.44	7.63	7.71	7.83		
	1991	1:47.08	-	1:48.40	1:49.00	2014	7.45	7.56	7.62	7.74		
	1993	1:47.29	-	1:48.95	1:50.57	HJ	1985	2.32	2.21	-	-	
	1995	1:47.30	1:49.22	1:49.26	1:50.17	1987	2.38	2.32	2.20	-		
	1997	1:42.67	1:46.47	1:48.32	1:49.65	1989	2.43	2.28	-	-		
	1999	1:45.37	1:47.79	1:46.80	1:49.64	1991	2.40	2.31	2.20	-		
	2001	1:44.49	1:50.51	1:47.67	1:48.74	1993	2.41	2.31	2.24	-		
	2003	1:45.69	1:48.71	1:47.63	1:49.44	1995	2.38	2.28	2.20	-		
	2004	1:45.71	1:47.86	1:47.16	1:50.02	1997	2.35	2.25	2.27	-		
	2006	1:47.15	1:48.56	1:47.50	1:48.30	1999	2.36	2.25	-	-		
	2008	1:44.81	1:46.48	1:47.57	1:49.41	2001	2.32	2.25	-	-		
	2010	1:46.23	1:48.99	1:47.05	1:49.69	2003	2.35	2.25	2.25	-		
	2012	1:48.36	1:51.47	1:48.12	1:50.72	2004	2.35	2.25	2.24	-		
	2014	1:46.40	-	-	1:47.11	2006	2.37	2.26	2.24	-		
						2008	2.36	2.27	2.24	-		
						2010	2.36	2.28	2.26	-		
						2012	2.33	2.31	2.26	-		
						2014	2.38	2.29	2.25	-		

Event	Year	Gold	6th	nq (sf)	Event	Year	Gold	6th	nq (sf)	nq (ht)	
PV	1985	5.75	5.50	-	(Heptathlon)	2003	6361	5999	-	-	
	1987	5.85	5.70	-		2004	6438	6022	-	-	
	1989	5.85	5.50	-		2006	6192	5910	-	-	
	1991	6.00	5.60	-		2008	6371	5894	-	-	
	1993	5.90	5.65	5.40		2010	6204	6019	-	-	
	1995	5.90	5.70	5.60		2012	6645	5746	-	-	
	1997	5.90	5.65	5.55		2014	6632	6173	-	-	
	1999	6.00	5.70	-		5000mW (to 1993)	1985	19:06.20	20:11.69	-	-
	2001	5.95	5.70	-			1987	18:27.79	19:06.19	-	-
	2003	5.80	5.60	5.60			1989	18:27.10	18:41.34	-	-
	2004	5.80	5.60	5.70		1991	18:23.55	19:11.85	-	-	
	2006	5.80	5.50	5.65		1993	18:32.10	19:10.72	-	21:45.56	
	2008	5.90	5.70	5.65		4x400mR (from 1991)	1991	3:03.05	3:10.33	-	3:10.92
	2010	6.01	5.45	5.45			1993	3:04.20	-	-	-
	2012	5.95	5.70	-	1995		3:07.37	-	-	-	
	2014	5.80	5.65	-	1997		3:04.93	3:20.18	-	3:09.98	
	LJ	1985	7.96	7.71	-		1999	3:02.83	3:06.37	-	3:09.30
		1987	8.23	7.87	-	2001	3:04.47	-	-	3:10.16	
		1989	8.37	7.91	7.57	2003	3:04.21	-	-	-	
		1991	8.15	7.83	7.74	2004	3:05.21	-	-	3:09.26	
		1993	8.23	7.86	7.69	2006	3:03.24	3:09.55	-	3:08.07	
		1995	8.51	7.95	7.75	2008	3:06.79	3:15.38	-	3:09.93	
		1997	8.51	8.12	7.84	2010	3:03.40	-	-	3:09.76	
		1999	8.62	8.15	-	2012	3:03.94	3:11.86	-	3:08.92	
2001		8.43	7.97	-	2014	3:02.13	3:08.79	-	3:07.95		
2003		8.29	7.97	7.83	WOMEN						
2004		8.40	8.17	7.95	60m	1985	7.20	7.59	7.52	7.99	
2006		8.30	7.97	7.81	1987	7.08	7.23	7.33	7.85		
2008		8.08	7.85	7.78	1989	7.05	7.29	7.25	7.50		
2010		8.17	7.86	7.88	1991	7.02	7.20	7.28	7.43		
2012		8.23	7.88	7.85	1993	6.95	7.26	7.31	7.42		
2014		8.28	7.96	8.00	1995	6.97	7.17	7.25	7.35		
TJ		1985	17.22	16.71	-	1997	7.06	7.88	7.15	7.43	
		1987	17.54	16.65	16.07	1999	6.96	7.10	7.12	7.31	
		1989	17.65	16.62	16.27	2001	7.05	7.16	7.21	7.40	
		1991	17.31	16.70	16.16	2003	7.16	7.34	7.23	7.41	
		1993	17.59	16.76	16.33	2004	7.08	7.17	7.21	7.44	
		1995	17.72	16.80	16.47	2006	7.01	7.23	7.23	7.78	
		1997	17.30	16.81	16.69	2008	7.06	7.26	7.24	7.57	
		1999	17.18	16.83	-	2010	7.00	7.17	7.24	7.56	
	2001	17.32	16.77	-	2012	7.01	7.22	7.24	7.45		
	2003	17.70	16.86	-	2014	6.98	7.16	7.17	7.35		
	2004	17.83	16.95	16.79	200m (to 2004)	1985	23.09	24.97	-	25.54	
	2006	17.73	17.14	16.89		1987	22.27	23.77	23.59	24.89	
	2008	17.75	17.13	16.77		1989	22.34	23.99	23.75	25.05	
	2010	17.90	16.78	16.54		1991	22.24	24.10	23.58	24.06	
	2012	17.70	17.05	16.71		1993	22.15	23.53	23.63	24.17	
	2014	17.37	16.74	16.22		1995	22.64	23.43	23.16	23.87	
	SP	1985	21.22	19.48		-	1997	22.76	-	23.04	23.84
		1987	22.24	20.02		-	1999	22.39	23.74	23.21	24.05
		1989	21.75	19.91		-	2001	22.64	23.74	23.35	23.79
		1991	21.17	19.56		-	2003	22.54	-	23.23	23.47
		1993	21.27	19.68	18.08	2004	23.13	-	23.46	23.71	
		1995	20.74	19.67	-	400m	1985	53.35	-	-	-
		1997	21.02	20.22	19.43		1987	51.66	54.38	52.92	55.20
		1999	21.41	20.10	-		1989	51.52	52.60	52.23	53.53
2001		20.82	20.08	-	1991		50.64	52.19	52.84	54.78	
2003		21.24	20.59	19.71	1993		50.93	52.70	-	52.15	
2004		21.49	20.50	20.24	1995		50.23	53.27	53.13	53.34	
2006		22.11	20.07	19.91	1997		50.96	52.22	52.48	53.05	
2008		21.77	20.13	20.00	1999		50.80	52.04	51.69	52.65	
2010		21.83	20.40	20.23	2001		51.04	71.50	51.93	53.62	
2012		22.00	20.38	19.84	2003		50.83	52.72	52.20	53.50	
2014		22.05	20.50	20.19	2004	50.19	52.90	52.21	53.39		
Heptathlon (from 1993)		1993	6476	5507	-	2006	50.04	52.66	51.53	52.91	
		1995	6246	5939	-	2008	51.09	53.10	53.16	53.66	
		1997	6228	6008	-	2010	51.04	-	52.36	53.56	
		1999	6386	6153	-	2012	50.79	52.48	51.98	55.51	
		2001	6420	6059	-	2014	51.12	52.55	53.59	52.80	

Event	Year	Gold	6th	nq (sf)	nq (ht)	Event	Year	Gold	6th	nq (sf)	
800m	1985	2:04.22	2:12.16	-	-	(HJ)	1995	2.01	1.96	1.85	
	1987	2:01.32	2:03.92	-	2:04.03		1997	2.02	1.95	1.90	
	1989	1:59.24	-	-	2:02.85		1999	1.99	1.90	-	
	1991	2:01.51	2:04.82	2:02.02	2:07.70		2001	2.00	1.93	-	
	1993	1:57.55	2:03.08	2:02.17	2:04.88		2003	2.01	1.96	1.93	
	1995	1:57.62	2:02.00	2:05.14	2:07.82		2004	2.04	1.94	1.93	
	1997	1:58.96	2:00.61	2:02.70	2:04.82		2006	2.02	1.96	1.93	
	1999	1:56.90	2:04.39	2:01.93	2:04.64		2008	2.03	1.95	1.93	
	2001	1:59.74	2:02.67	2:03.20	2:05.16		2010	2.00	1.94	1.89	
	2003	1:58.94	-	2:00.94	2:03.82		2012	1.98	1.95	1.92	
	2004	1:58.50	2:00.56	2:01.06	2:04.48		2014	2.00	1.94	1.92	
	2006	1:58.90	2:02.39	2:00.46	2:04.51		PV	1997	4.40	4.10	3.90
	2008	2:02.57	2:03.76	2:01.70	2:05.09		(from 1997)	1999	4.50	4.35	-
	2010	1:58.26	-	-	2:03.59		2001	4.56	4.25	-	
2012	1:58.83	-	-	2:01.19	2003	4.80	4.35	4.30			
2014	2:00.09	-	-	2:01.89	2004	4.86	4.50	4.30			
1500m	1985	4:11.41	4:29.38	-	-	2006	4.80	4.50	4.45		
	1987	4:05.68	4:09.89	-	-	2008	4.75	4.55	4.35		
	1989	4:04.79	4:10.16	-	-	2010	4.80	4.50	4.35		
	1991	4:05.09	4:07.30	-	4:13.10	2012	4.80	4.55	-		
	1993	4:09.29	4:13.10	-	4:16.02	2014	4.70	4.65	-		
	1995	4:12.61	4:19.26	-	-	LJ	1985	6.88	6.17	-	
	1997	4:05.19	4:07.04	-	4:15.32	1987	7.10	6.43	-		
	1999	4:03.23	4:06.37	-	4:15.99	1989	6.98	6.31	-		
	2001	4:10.83	4:13.67	-	4:13.21	1991	6.84	6.66	6.22		
	2003	4:01.67	4:07.44	-	4:10.51	1993	6.84	6.71	6.36		
	2004	4:06.40	4:09.32	-	4:10.71	1995	6.95	6.65	6.24		
	2006	4:04.70	4:08.29	-	4:14.27	1997	6.86	6.65	6.43		
	2008	3:59.75	-	-	4:10.39	1999	6.86	6.59	-		
	2010	4:08.14	4:09.59	-	4:14.62	2001	7.03	6.71	-		
2012	4:05.78	4:10.09	-	4:11.30	2003	6.84	6.47	-			
2014	4:00.61	4:08.24	-	4:11.43	2004	6.98	6.64	6.53			
3000m	1985	9:04.99	9:55.58	-	-	2006	6.80	6.50	6.45		
	1987	8:46.52	8:50.80	-	-	2008	7.00	6.54	6.37		
	1989	8:33.82	9:04.75	-	-	2010	6.70	6.61	6.43		
	1991	8:50.69	8:56.20	-	-	2012	7.23	6.63	6.62		
	1993	8:50.55	9:08.33	-	-	2014	6.85	6.52	6.47		
	1995	8:54.50	9:01.79	-	-	TJ	1991	14.44	13.08	-	
	1997	8:45.75	8:52.99	-	-	(from 1991)	1993	14.47	13.83	13.32	
	1999	8:36.42	8:49.34	-	-	1995	15.03	14.04	13.37		
	2001	8:37.48	8:42.75	-	9:02.24	1997	15.01	14.28	13.68		
	2003	8:40.25	8:50.62	-	9:03.68	1999	15.02	14.59	-		
	2004	9:11.22	9:13.70	-	9:02.58	2001	14.91	14.05	-		
	2006	8:38.80	8:55.97	-	-	2003	15.01	14.32	14.09		
	2008	8:38.79	8:48.48	-	8:58.01	2004	15.36	14.62	14.25		
	2010	8:51.17	8:57.59	-	8:54.08	2006	14.95	14.37	14.14		
2012	8:37.16	8:56.86	-	9:07.13	2008	15.05	14.32	14.17			
2014	8:55.04	9:04.06	-	9:09.37	2010	15.14	14.18	13.84			
60mH	1985	8.03	8.14	8.37	8.86	2012	14.82	14.21	14.05		
	1987	7.82	8.18	-	8.41	2014	14.46	14.13	13.68		
	1989	7.82	7.95	-	8.08	SP	1985	20.07	17.10	-	
	1991	7.88	8.04	8.10	8.28	1987	20.52	19.25	-		
	1993	7.96	8.18	8.23	8.29	1989	20.45	19.32	-		
	1995	7.92	8.19	8.04	8.21	1991	20.54	18.77	-		
	1997	7.82	8.02	7.93	8.17	1993	19.57	18.90	-		
	1999	7.86	7.97	-	8.06	1995	19.40	18.48	-		
	2001	7.85	8.06	8.04	8.29	1997	20.00	18.38	16.88		
	2003	7.81	7.96	8.12	8.24	1999	19.08	17.80	-		
	2004	7.75	7.89	7.97	8.08	2001	19.84	18.59	-		
	2006	7.84	7.94	7.97	8.08	2003	20.55	19.19	18.31		
	2008	7.80	8.12	8.07	8.16	2004	19.90	18.41	18.39		
	2010	7.72	7.99	8.02	8.20	2006	19.84	18.13	17.85		
2012	7.73	8.09	8.12	8.28	2008	20.19	18.55	18.25			
2014	7.80	8.01	7.97	8.12	2010	20.85	19.34	18.42			
HJ	1985	1.97	1.90	-	-	2012	20.54	18.63	17.80		
	1987	2.05	1.91	-	-	2014	20.67	18.17	18.11		
	1989	2.02	1.91	1.79	-	Pentathlon	1993	4686	4394		
	1991	2.00	1.88	1.84	-	(from 1993)	1995	4834	4445		
	1993	2.02	1.97	1.88	-	1997	4780	4558			

Event	Year	Gold	6th	nq (sf)	nq (ht)
(Pentathlon)	1999	4753	4472		
	2001	4850	4558		
	2003	4933	4330		
	2004	4759	4315		
	2006	4685	4374		
	2008	4687	4580		
	2010	4937	4575		
	2012	5013	4639		
	2014	4830	4651		
3000mW (to 1993)	1985	12:53.42	13:59.56	-	-
	1987	12:05.49	13:04.29	-	-
	1989	12:01.65	12:31.66	-	12:52.39
	1991	11:50.90	12:40.87	-	13:53.21
	1993	11:49.73	12:04.16	-	12:33.62
4x400mR (from 1991)	1991	3:27.22	-	-	-
	1993	3:32.32	-	-	-
	1995	3:29.29	-	-	-
	1997	3:26.84	3:32.25	-	3:35.39
	1999	3:24.25	3:41.47	-	-
	2001	3:30.00	-	-	-
	2003	3:28.45	-	-	-
	2004	3:23.88	3:39.23	-	3:33.30
	2006	3:24.91	3:29.70	-	3:34.47
	2008	3:28.17	3:36.97	-	-
	2010	3:27.34	-	-	-
	2012	3:28.76	-	-	-
2014	3:24.83	-	-	3:31.99	



MULTIPLE MEDALLISTS


Here are lists of every male and female athlete to have won two or more medals at IAAF World Indoor Championships. Included are medals awarded to relay runners who were replaced in finals. These are denoted by a "^^" symbol next to the total number of medals

MEN

NAME	Gold	Silver	Bronze	Total	NAME	Gold	Silver	Bronze	Total
Javier Sotomayor CUB	4	1	1=	6	Gennaro Di Napoli ITA	2	0	0	2
Iván Pedroso CUB	5	0	0	5	Lueroy Colquhoun JAM	2	0	0	2
Bernard Lagat KEN/USA	3	2	0	5	Paul Ereng KEN	2	0	0	2
Roman Šebrle CZE	2	0	3	5	Abubaker Kaki SUD	2	0	0	2
Kevin Little USA	2	0	3	5	Christian Olsson SWE	2	0	0	2
Yaroslav Rybakov RUS	1	4	0	5	Rodion Gataullin URS/RUS	2	0	0	2
Jamie Baulch GBR	1	2	1+1=	5	James Davis USA	2	0	0	2 [^]
Chris Brown BAH	1	1	3	5	Ashton Eaton USA	2	0	0	2
Haile Gebrselassie ETH	4	0	0	4	Justin Gatlin USA	2	0	0	2
Stefan Holm SWE	4	0	0	4	Darnell Hall USA	2	0	0	2
Mikhail Shchennikov URS/RUS	4	0	0	4	Deon Minor USA	2	0	0	2
Sergey Bubka URS/UKR	4	0	0	4	Larry Myricks USA	2	0	0	2
Allen Johnson USA	3	1	0	4	Greg Nixon USA	2	0	0	2
Jamaal Torrance USA	3	0	1	4 [^]	Butch Reynolds USA	2	0	0	2
Milton Campbell USA	2	2	0	4	Jason Rouser USA	2	0	0	2
Bryan Clay USA	2	2	0	4	Calvin Smith USA	2	0	0	2
Davian Clarke JAM	2	1	1	4	James Trapp USA	2	0	0	2
Terrence Trammell USA	2	1	1	4	Tyree Washington USA	2	0	0	2
Colin Jackson GBR	1	3	0	4	Ryan Whiting USA	2	0	0	2
Liu Xiang CHN	1	2	1	4	José Luis Barbosa BRA	1	1	0	2
John Godina USA	1	2	1	4	Dayron Robles CUB	1	1	0	2
Marcus O'Sullivan IRL	3	0	0	3	Stéphane Caristan FRA	1	1	0	2
Hicham El Guerrouj MAR	3	0	0	3	Dietmar Haaf GER	1	1	0	2
Christian Cantwell USA	3	0	0	3	Igor Potapovich KAZ	1	1	0	2
Mark Everett USA	3	0	0	3	Frankie Fredericks NAM	1	1	0	2
Antonio McKay USA	2	1	0	3	Jacek Bocian POL	1	1	0	2
Mike Conley USA	2	0	1	3	Piotr Haczek POL	1	1	0	2
Anier García CUB	1	2	0	3	Robert Maćkowiak POL	1	1	0	2
Wilson Kipketer DEN	1	2	0	3	Rui Silva POR	1	1	0	2
Daniel Caines GBR	1	2	0	3	Johan Botha RSA	1	1	0	2
Sunday Bada NGR	1	2	0	3	Khotso Mokoena RSA	1	1	0	2
Mbulaeni Mulaudzi RSA	1	2	0	3	Werner Günthör SUI	1	1	0	2
Reese Hoffa USA	1	2	0	3	Ivan Heshko UKR	1	1	0	2
Dwain Chambers GBR	1	1=	1	3	Shawn Crawford USA	1	1	0	2
Michael Blackwood JAM	1	1	1	3	Walter Davis USA	1	1	0	2
Greg Haughton JAM	1	1	1	3 [^]	Tim Harden USA	1	1	0	2
Michael McDonald JAM	1	1	1	3	Lawrence Johnson USA	1	1	0	2
Abdelaati Iguider MAR	1	1	1	3	Steve Hooker AUS	1	0	1	2
Piotr Rysiukiewicz POL	1	1	1	3 [^]	Dominic Demeritte BAH	1	0	1	2
Ivan Ukhov RUS	1	1	1	3	Brian Wellman BER	1	0	1	2
Patrik Sjöberg SWE	1	1	1	3	Mark McKoy CAN	1	0	1	2
Aleksandr Bagach UKR	1	1	1	3	Manuel Martínez ESP	1	0	1	2
Brad Walker USA	1	1	1	3	Jean Galfione FRA	1	0	1	2
Jason Gardener GBR	1	0	2	3	Tim Lobinger GER	1	0	1	2
Danny McFarlane JAM	1	0	2	3	Wilfred Bungei KEN	1	0	1	2
Yuriy Belonog UKR	1	0	2	3	Lyukman Adams RUS	1	0	1	2
Luke Lennon-Ford GBR	0	2	1	3 [^]	Yuriy Borzakovskiy RUS	1	0	1	2
Nigel Levine GBR	0	2	1	3	Charles Austin USA	1	0	1	2
Ade Mafe GBR	0	2	1	3	Kyle Clemons USA	1	0	1	2
Conrad Williams GBR	0	2	1	3	Andrey Kravchenko BLR	0	2	0	2
Yoandri Betanzos CUB	0	1	2	3	Jadel Gregório BRA	0	2	0	2
Lev Lobodin RUS	0	1	2	3	José González ESP	0	2	0	2
Giovanni Evangelisti ITA	0	0	3	3	Yago Lamela ESP	0	2	0	2
Mauro da Silva BRA	2	0	0	2	Erki Nool EST	0	2	0	2
Bruny Surin CAN	2	0	0	2	Michael Bingham GBR	0	2	0	2 [^]
Mohammed Aman ETH	2	0	0	2	Linford Christie GBR	0	2	0	2
Deresse Mekonnen ETH	2	0	0	2	Malte Mohr GER	0	2	0	2
Thomas Schönlebe GER	2	0	0	2	David Stori GER	0	2	0	2
Ulf Timmermann GER	2	0	0	2	Lámbros Papakóstas GRE	0	2	0	2
Alleyne Francique GRN	2	0	0	2	Paul Bitok KEN	0	2	0	2
Frank O'Mara IRL	2	0	0	2	Daniel Komen KEN	0	2	0	2

NAME	Gold	Silver	Bronze	Total	NAME	Gold	Silver	Bronze	Total
Dmitriy Forshev RUS	0	2	0	2 ^A	Ashia Hansen GBR	2	1	0	3
Boris Gorban RUS	0	2	0	2	Heike Drechsler GER	2	1	0	3
Kim Collins SKN	0	1+1=	0	2	Yelena Slesarenko RUS	2	1	0	3
Johan Wissman SWE	0	2	0	2	Debbie Dunn USA	2	1	0	3
Ian Morris TTO	0	2	0	2	Angela Williams USA	2	1	0	3
Grigoriy Yegorov URS/KAZ	0	2	0	2	Yuliya Gushchina RUS	2	0	1	3 ^A
David Girat CUB	0	1	1	2	Natalya Lisovskaya URS	2	0	1	3
Jaime Jefferson CUB	0	1	1	2	Régina Jacobs USA	2	0	1	3
Yoelbi Quesada CUB	0	1	1	2	Kerry Junna-Saxby (sic) AUS	1	2	0	3
Jochim B. Olsen DEN	0	1	1	2	Natalya Dobrynska UKR	1	2	0	3
Alberto García ESP	0	1	1	2	Juliet Campbell JAM	1	1	1	3
Pascal Martinot-Lagarde FRA	0	1	1	2	Marieta Ilcu ROU	1	1	1	3
Thierry Vigneron FRA	0	1	1	2	Yamilé Aldama SUD/GBR	1	1	1	3
Richard Buck GBR	0	1	1	2	Gelete Burka ETH	1	0	2	3
Jón Arnar Magnússon ISL	0	1	1	2	Tianna Madison/Bartoletta USA	1	0	2	3
Andrea Nuti ITA	0	1	1	2	Joetta Clark USA	1	0	2	3
Edino Steele JAM	0	1	1	2	Glory Alozie NGR/ESP	0	3	0	3
Laban Rotich KEN	0	1	1	2	Anna Kozak BLR	0	2	1	3
Adam Kszczot POL	0	1	1	2	Ilona Usovich BLR	0	2	1	3
Marcin Marciniszyn POL	0	1	1	2	Iva Prandzheva BUL	0	2	1	3
Rafał Wieruszewski POL	0	1	1	2	Margareta Keszeg ROU	0	2	1	3
Igor Kazanov URS	0	1	1	2	Anna Chicherova RUS	0	1+1=	1	3
Joe Greene USA	0	1	1	2	Inga Babakova UKR	0	2	1	3
Cayetano Cornet ESP	0	0	2	2	Maryam Jamal BRN	0	1	2	3
Andrew Osagie GBR	0	0	2	2	Helena Dziurowá/Fuchsová CZE	0	1	2	3
Nico Motchebon GER	0	0	2	2	Ruth Beitia ESP	0	1	2	3
Pierfrancesco Pavoni ITA	0	0	2	2	Ileana Salvador ITA	0	0	3	3
Hiroyuki Hayashi JPN	0	0	2	2	Lidia Chojecka POL	0	0	3	3
Seiji Inagaki JPN	0	0	2	2	Genzebe Dibaba ETH	2	0	0	2
Masayoshi Kan JPN	0	0	2	2	Veronica Campbell-Brown JAM	2	0	0	2
Tomasz Majewski POL	0	0	2	2	Nelli Cooman NED	2	0	0	2
Franz Kostyukovich URS	0	0	2	2	Elly van Hulst NED	2	0	0	2
Tony Dees USA	0	0	2	2	Doina Melinte ROU	2	0	0	2
Erick Walder USA	0	0	2	2	Yuliya Nosova/Pechonkina RUS	2	0	0	2
WOMEN					Yekaterina Podkopayeva RUS	2	0	0	2
Natalya Nazarova RUS	7	2	0	9	Kajsa Bergqvist SWE	2	0	0	2
Maria Mutola MOZ	7	1	1	9	Lolo Jones USA	2	0	0	2
Sandie Richards JAM	3	4	0	7	Francena McCorory USA	2	0	0	2
Merlene Ottey JAM/SLO	3	2	2	7	Brittney Reese USA	2	0	0	2
Olesya Zykina RUS	5	0	1	6 ^A	Melinda Gainsford AUS	1	1	0	2
Gail Devers USA	4	2	0	6	Tamsyn Lewis AUS	1	1	0	2
Meseret Defar ETH	4	1	1	6	Sally Pearson USA	1	1	0	2
Svetlana Goncharenko RUS	3	2	1	6	Chandra Sturup BAH	1	1	0	2
Jearl Miles-Clark USA	2	1	3	6	Natalya Sazanovich BLR	1	1	0	2
Stefka Kostadinova BUL	5	0	0	5	Perdita Felicien CAN	1	1	0	2
Gabriela Szabo ROU	4	1	0	5	Yargelis Savigne CUB	1	1	0	2
Yelena Isinbaeva RUS	4	1	0	5	Ludmila Formanová CZE	1	1	0	2
Olga Kotlyarova RUS	4	1	0	5	Berhane Adere ETH	1	1	0	2
Irina Sergejeva/Privalova URS/RUS	3	2	0	5	Jessica Ennis GBR	1	1	0	2
Grit Breuer GER	2	0	3	5	Beate Anders GER	1	1	0	2
Nadezhda Ostapchuk BLR	1	4	0	5	Helga Radtke GER	1	1	0	2
Svetlana Feofanova RUS	1	1+1=	2	5	Giuliana Salce ITA	1	1	0	2
Valerie Vili/Adams NZL	3	1	0	4	Michelle Freeman JAM	1	1	0	2
Olesya Krasnomovets RUS	3	1	0	4	Olga Rypakova KAZ	1	1	0	2
Tatyana Lebedeva RUS	3	1	0	4	Olga Shishigina KAZ	1	1	0	2
Svetlana Krivelyova RUS	3	0	1	4	Hellen Obiri KEN	1	1	0	2
Naide Gomes POR	2	2	0	4	Tatyana Alekseyeva RUS	1	1	0	2
Tatyana Kotova RUS	2	2	0	4	Yolanda Chen RUS	1	1	0	2
Blanka Vlašić CRO	2	1	1	4	Lyudmila Narozhilenko URS	1	1	0	2
Inessa Kravets URS/UKR	2	1	1	4	Tatyana Samolenko URS	1	1	0	2
Diane Dixon USA	2	1	1	4	Stacy Dragila USA	1	1	0	2
Natasha Hastings USA	2	1	1	4	Monica Hargrove USA	1	1	0	2 ^A
Heike Redetzky/Henkel GER	1	1	2	4	Jernail Hayes USA	1	1	0	2 ^A
Violeta Beclea/Szekely ROU	0	4	0	4	Sanya Richards-Ross USA	1	1	0	2
Christine Wachtel GER	3	0	0	3	Natalia Khoronoko/Mikhnevich BLR	1	0	1	2
Natalya Antyukh RUS	3	0	0	3 ^A	Natalya Saffronnikova BLR	1	0	1	2
Tatyana Chebykina RUS	3	0	0	3	Fabiana Murer BRA	1	0	1=	2
Tatyana Levina RUS	3	0	0	3	Aliuska López CUB	1	0	1	2
					Shana Cox GBR	1	0	1	2

NAME	Gold	Silver	Bronze	Total
Christine Ohuruogu GBR	1	0	1	2
Claudia Losch GER	1	0	1	2
Cornelia Oschkenat GER	1	0	1	2
Hasna Benhassi MAR	1	0	1	2
Ionela Tirlea/Manolache ROU	1	0	1	2
Irina Korzhanenko RUS	1	0	1	2
Inna Lasovskaya RUS	1	0	1	2
Carolina Klüft SWE	1	0	1	2
Larysa Berezhnaya URS	1	0	1	2
Chaunté Lowe USA	1	0	1	2
Stephanie Graf AUT	0	2	0	2
Svetlana Usovich BLR	0	2	0	2
Huang Zhihong CHN	0	2	0	2
Murielle Houré CIV	0	2	0	2
Catherine Scott JAM	0	2	0	2
Kaliese Spencer JAM	0	2	0	2
Tatyana Firova RUS	0	2	0	2
Tamara Bykova URS	0	2	0	2
Natasha Brown USA	0	2	0	2
Christine Amertil BAH	0	1	1	2
Pauline Davis BAH	0	1	1	2
Kim Gevaert BEL	0	1	1	2
Natalya Sologub BLR	0	1	1	2
Maurren Maggi BRA	0	1	1	2
Vania Stambolova BUL	0	1	1	2
Tiffany Porter GBR	0	1	1	2
Nadine Kleinert GER	0	1	1	2
Astrid Kumbernuss GER	0	1	1	2
Susen Tiedtke GER	0	1	1	2
Chrisopiýi Devetzí GRE	0	1	1	2
Grace Jackson JAM	0	1	1	2
Mariem Alaoui MAR	0	1	1	2
Anna Rogowska POL	0	1	1	2
Urszula Włodarczyk POL	0	1	1	2
Aleksandra Fedoriva RUS	0	1	1	2
Anna Pyatykh RUS	0	1	1	2
Svetlana Kitova URS	0	1	1	2
Kym Carter USA	0	1	1	2
Mary Danner USA	0	1	1	2
Terri Dendy USA	0	1	1	2
Carlette Guidry-White USA	0	1	1	2 ^A
Lynn Jennings USA	0	1	1	2
Lillie Leatherwood USA	0	1	1	2
Shanelle Porter USA	0	1	1	2
Ann Peel CAN	0	0	2	2
Šárka Kašpárková CZE	0	0	2	2
Patricia Girard FRA	0	0	1+1=	2
Austra Skujytė LTU	0	0	2	2
Monika Pyrek POL	0	0	1+1=	2
Natalya Voronova RUS	0	0	2	2
Monique Hennagan USA	0	0	2	2
Shareese Woods USA	0	0	2	2



MOST APPEARANCES

Here are lists of all those athletes who have competed at five or more editions of the World Indoor Games or Championships

MEN

	NAME	COUNTRY	YEARS CONTESTED	EVENT (S)
8	Javier Sotomayor	CUB	.85 87 89 91 93 9599 01	High Jump
	Manuel Martínez	ESP95 97 99 01 03 04 06 08	Shot Put
7	Carlos Sala	ESP	...85 87 89 91 93 95 97	60mH
	Iván Pedroso	CUB93 95 97 99 0104 06	Long Jump
	Yuriy Belonog	UKR95 97 99 01 03 0408	Shot Put
	Stefan Holm	SWE97 99 01 03 04 06 08	High Jump
	Roman Šebrle	CZE99 01 03 04 06 08 10	Heptathlon
	Chris Brown	BAH03 04 06 08 10 12 14	400m/4x400mR
6	Serge Hélan	FRA	...85 87 8993 95 97	Long Jump/Triple Jump
	Javier García	ESP87 89 91 93 95 97	Pole Vault
	Dalton Grant	GBR87 8993 95 9703	High Jump
	Colin Jackson	GBR87 899397 9903	60mH
	Igor Kazanov	URS/LAT89 91 93 95 97 99	60mH
	Bruny Surin	CAN89 91 93 95 97 99	60m/Long Jump
	Charles Austin	USA91 9397 99 01 03	High Jump
	Gheorghe Gușet	ROU91 9301 03 04 06	Shot Put
	Paolo Dal Soglio	ITA93 95 97 99 01 03	Shot Put
	John Mayock	GBR93 95 9701 03 04	3000m
	Jón Arnar Magnússon	ISL95 97 99 01 03 04	Long Jump/Heptathlon
	Erki Nool	EST95 97 99 01 03 04	Heptathlon
	Tim Lobinger	GER95 9703 04 06 08	Pole Vault
	Troy McIntosh	BAH97 99 01 03 04 06	400m/4x400mR
	Eric Nkansah	GHA97 99 01 03 04 06	60m
	James Beckford	JAM97 9903 04 06 08	Long Jump
	James Nolan	IRL97 9903 04 06 08	800m/1500m
	Romain Mesnil	FRA99 01 03 04 0612	Pole Vault
	Yaroslav Rybakov	RUS01 03 04 06 08 10	High Jump
	Bernard Lagat	KEN/USA01 03 0410 12 14	1500m/3000m
	Fabrizio Donato	ITA0104 06 08 10 12	Triple Jump
	Shi Dongpeng	CHN03 04 06 08 10 12	60mH
	Tomasz Majewski	POL04 06 08 10 12 14	Shot Put
5	Luis Migueles	ARG	.85 87 89 91 93	800m
	Roman Mrázek	TCH/SVK	.85 87 89 91 93	5000m Walk
	Patrik Sjöberg	SWE	...85 87 89 91 93	High Jump
	Frans Maas	NED87 89 91 93 95	Long Jump
	Frank O'Mara	IRL87 89 91 93 95	3000m
	Marcus O'Sullivan	IRL87 89 91 93 95	1500m
	Troy Douglas	BER89 91 93 95 97	200m/400m
	Kevin Little	USA899397 99 01	200m/Medley Relay
	Bogdan Tudor	ROU91 93 95 97 99	Long Jump
	Sunday Bada	NGR93 95 97 99 01	400m/4x400mR
	Lev Lobodin	UKR/RUS9399 01 03 04	Heptathlon
	Okkert Brits	RSA95 9701 03 04	Pole Vault
	Allyn Condon	GBR9599 01 03 04	200m/4x400mR
	Deji Aliu	NGR97 99 01 0306	60m
	Gábor Dobos	HUN97 9903 04 06	60m
	Robert Kronberg	SWE9701 03 0408	60mH
	David Canal	ESP99 01 03 04 06	400m/4x400mR
	Andrey Sokolovskiy	UKR99 01 03 04 06	High Jump
	Milton Campbell	USA99 01 03 04 06	400m/4x400mR
	Andrey Mikhnevich	BLR9904 06 08 10	Shot Put
	Yoel Hernández	CUB01 03 04 06 08	60mH
	Stanislav Oljjar	LAT01 03 04 06 08	60mH
	Maurice Wignall	JAM0104 06 08 10	60mH
	Aleksandr Pogorelov	RUS03 04 06 08 10	Heptathlon
	Ajmal Amirov	TJK03 04 06 08 10	1500m/3000m
	Marian Oprea	ROU03 04 0612 14	Triple Jump
	Liu Xiang	CHN03 0408 10 12	60mH
	Jaroslav Bába	CZE03 0408 10 12	High Jump
	Amine Laâlou	MAR04 06 08 10 12	1500m/800m
	Louis Tsátoumas	GRE04 06 0812 14	Long Jump

	NAME	COUNTRY	YEARS CONTESTED	EVENT (S)
WOMEN				
9	Maria Mutola	MOZ	93 95 97 99 01 03 04 06 08	800m
8	Ruth Beitia	ESP	01 03 04 06 08 10 12 14	High Jump
7	Aliuska López	CUB/ESP	87 89 91 93 95 97	60mH
	Violeta Szekely	ROU	87 89 91 93 95 99 01	800m/1500m/3000m
	Connie Price-Smith	USA	89 91 93 95 97 99 01	Shot Put
	Liliana Allen	CUB/MEX	89 91 93 95 99 01 03	60m
	Lidia Chojecka	POL	97 99 03 04 06 10 12	1500m/3000m
	Yamilé Aldama	CUB/SUD/GBR	97 99 04 06 08 10 12	Triple Jump
	Nadine Kleinert	GER	99 01 03 04 06 10 12	Shot Put
	Adelina Gavrilă	ROU	99 01 03 04 08 10 12	Triple Jump
	Natalya Nazarova	RUS	99 03 04 06 08 10 14	400m/4x400mR
	Nadezhda Ostapchuk	BLR	01 03 04 06 08 10 12	Shot Put
	Yelena Isinbaeva	RUS	01 03 04 06 08 10 12	Pole Vault
6	Merlene Ottey	JAM/SLO	87 89 91 95 03 04	60m/200m
	Jearl Miles-Clark	USA	89 91 93 95 97 99	400m/4x400mR/Medley Relay
	Svetlana Krivelyova	URS/RUS	91 93 99 01 03 04	Shot Put
	Krystyna Zabawska	POL	91 97 99 01 04 06	Shot Put
	Sandie Richards	JAM	93 95 97 99 01 03	400m/4x400mR
	Nicole Ramalalanirina	MAD/FRA	93 95 99 01 04 06	60mH
	Alenka Bikar	SLO	95 97 99 01 03 04	60m/200m
	Tereza Marinova	BUL	97 99 01 03 04 06	Triple Jump
	Lacena Golding-Clarke	JAM	01 03 04 06 08 10	60mH
	Svetlana Feofanova	RUS	01 03 04 06 08 10	Pole Vault
	Meseret Defar	ETH	03 04 06 08 10 12	3000m
	Blanka Vlašić	CRO	03 04 06 08 10 14	High Jump
	Anna Rogowska	POL	03 04 06 08 10 14	Pole Vault
5	Elly van Hulst	NED	85 87 89 91 93	1500m/3000m
	Stefka Kostadinova	BUL	85 87 89 93 97	High Jump
	Elma Muros	PHI	85 89 93 95 97	60m/200m/Long Jump
	Fabienne Ficher	FRA	85 91 95 97 99	200m
	Nelli Cooman	NED	87 89 91 93 95	60m
	Heike Henkel	GER	87 89 91 93 95	High Jump
	Joetta Clark	USA	87 89 91 93 97	800m/Medley Relay
	Mayte Zúñiga	ESP	89 93 95 97 99	800m/1500m
	Brigita Bukovec	YUG/SLO	91 93 95 97 99	60mH
	Šárka Kašpárková	CZE	93 95 97 99 04	Triple Jump
	Valentina Gotovska	LAT	93 95 97 01 04	High Jump/Long Jump
	Michelle Freeman	JAM	93 95 97 01 06	60mH
	Gail Devers	USA	93 97 99 03 04	60m/60mH
	Monica Iagar	ROU	95 97 99 01 04	High Jump
	Niki Xánthou	GRE	95 97 99 03 04	Long Jump
	Marta Domínguez	ESP	95 97 01 03 04	3000m
	Aksel Gürçan	TUR	95 97 01 04 06	60m/200m
	Venelina Veneva-Mateeva	BUL	95 01 04 10 12	High Jump
	Stacy Dragila	USA	97 99 01 03 04	Pole Vault
	Linda Ferga-Khodadin	FRA	97 99 01 03 04	60mH/Long Jump
	Olga Kotlyarova	RUS	97 99 01 04 06	400m/800m/4x400mR
	Endurance Ojokolo	NGR	97 99 01 04 06	60m
	Chandra Sturupp	BAH	97 01 03 10 12	60m
	Sandrine Thiébaud-Kangni	FRA/TOG	97 03 04 06 08	400m/4x400mR
	Yumileidi Cumbá	CUB	99 01 03 04 06	Shot Put
	Lwiza John	TAN	99 01 03 04 06	800m
	Tatyana Kotova	RUS	99 01 03 04 06	Long Jump
	Pavla Rybová	CZE	99 01 06 08 10	Pole Vault
	Glory Alozie	NGR/ESP	99 03 04 06 08	60mH
	Monika Pyrek	POL	99 03 04 06 08	Pole Vault
	Sarah Claxton	GBR	01 03 04 06 08	60mH
	Aliann Pompey	GUY	01 03 06 10 12	400m
	Naide Gomes	POR	03 04 06 08 10	Long Jump/Pentathlon
	Jenny Meadows	GBR	03 04 06 08 10	400m/800m/4x400mR
	Concepción Montaner	ESP	03 04 06 08 12	Long Jump
	Valerie Adams/Vili	NZL	04 08 10 12 14	Shot Put
	Denisa Rosolová	CZE	04 08 10 12 14	400m/60mH/Long Jump/4x400mR
	Keila Costa	BRA	06 08 10 12 14	Long Jump/Triple Jump
	Emma Green	SWE	06 08 10 12 14	High Jump
	LaVerne Jones-Ferrette	ISV	06 08 10 12 14	60m

YOUNGEST & OLDEST

Youngest winners

Men	800m	18y 61d	Mohammed Aman	ETH	11 Mar 12
Women	1500m	18y 310d	Kalkidan Gezahegne	ETH	14 Mar 10

Oldest winners

Men	3000m	37y 90d	Bernard Lagat	USA	11 Mar 12
Women	1500m	44y 271d	Yekaterina Podkopayeva	RUS	9 Mar 97

Youngest medallists

Men	High Jump (At World Indoor Championships)	17y 97d	Javier Sotomayor	CUB	18 Jan 85	(silver)
	800m	18y 61d	Mohammed Aman	ETH	11 Mar 12	(gold)
Women	4x400mR (Individual)	17y 225d	Angela Moroşanu	ROU	7 Mar 04	(bronze)
	3000m Walk (Individual and at World Indoor Championships)	18y 87d	Yan Hong	CHN	18 Jan 85	(silver)
	1500m	18y 310d	Kalkidan Gezahegne	ETH	14 Mar 10	(gold)

Oldest medallists

Men	3000m	39y 87d	Bernard Lagat	USA	9 Mar 14	(silver)
Women	1500m	44y 271d	Yekaterina Podkopayeva	RUS	9 Mar 97	(gold)

Youngest finalists (top 8 if straight final)

Men	3000m Walk	16y 252d	Jefferson Pérez	ECU	10 Mar 91
Women	Pole Vault	16y 75d	Amandine Homo	FRA	9 Mar 97

Oldest finalists

Men	3000m	39y 87d	Bernard Lagat	USA	9 Mar 14
Women	1500m	44y 271d	Yekaterina Podkopayeva	RUS	9 Mar 97

Youngest competitors

Men	60m	14y 169d	Carlos Garcia	DOM	8 Mar 91
Women	60m	15y 36d	Silviene Krosendijk	ARU	11 Mar 01

Oldest competitors

Men	4x400mR (Individual)	39y 263d	Timothy Munnings	BAH	12 Mar 06
	3000m	39y 87d	Bernard Lagat	USA	9 Mar 14
Women	1500m	44y 271d	Yekaterina Podkopayeva	RUS	9 Mar 97

BY EVENT

Shown below are the youngest and oldest gold medallists (G), medallists (M), finalists or top eight (F) and competitors (C) in each World Indoor Games or Championship event, with the overall youngest and oldest in those categories shown in bold

EVENT	AGE	YOUNGEST	COUNTRY	DATE	AGE	OLDEST	COUNTRY	DATE
MEN								
60 Metres	G	21 32	Justin Gatlin	USA	14 Mar 03	31 342	Dwain Chambers	GBR 13 Mar 10
	M	18 188	Mark Lewis-Francis	GBR	11 Mar 01	33 340	Dwain Chambers	GBR 10 Mar 12
	F	18 188	Mark Lewis-Francis	GBR	11 Mar 01	35 337	Dwain Chambers	GBR 8 Mar 14
	C	14 169	Carlos García	DOM	8 Mar 91	38 26	Tony Ichiou	NMI 14 Mar 03
200 Metres	G	22 142	John Regis	GBR	4 Mar 89	31 155	Frankie Fredericks	NAM 6 Mar 99
	M	18 68	Ade Mafe	GBR	19 Jan 85	32 101	Troy Douglas	BER 11 Mar 95
	F	18 68	Ade Mafe	GBR	19 Jan 85	34 98	Troy Douglas	BER 8 Mar 97
	C	14 170	Carlos García	DOM	9 Mar 91	36 156	Frankie Fredericks	NAM 6 Mar 04
400 Metres	G	19 166	Thomas Schönlebe	GDR	19 Jan 85	31 149	Chris Brown	BAH 13 Mar 10
	M	19 166	Thomas Schönlebe	GDR	19 Jan 85	35 144	Chris Brown	BAH 8 Mar 14
	F	19 166	Thomas Schönlebe	GDR	19 Jan 85	35 144	Chris Brown	BAH 8 Mar 14
	C	17 74	Dawda Jallow	GAM	6 Mar 87	35 144	Chris Brown	BAH 8 Mar 14
800 Metres	G	18 61	Mohammed Aman	ETH	11 Mar 12	29 138	Tom McKean	GBR 14 Mar 93
	M	18 61	Mohammed Aman	ETH	11 Mar 12	35 139	Osmar dos Santos	BRA 7 Mar 04
	F	18 61	Mohammed Aman	ETH	11 Mar 12	35 139	Osmar dos Santos	BRA 7 Mar 04
	C	17 110	Timothy Kitum	KEN	9 Mar 12	37 141	Osmar dos Santos	BRA 10 Mar 06

EVENT	AGE	YOUNGEST	COUNTRY	DATE	AGE	OLDEST	COUNTRY	DATE		
1500 Metres	G 20	140	Deresse Mekonnen	ETH	8 Mar 08	33	151	Driss Maazouzi	FRA	15 Mar 03
	M 20	140	Deresse Mekonnen	ETH	8 Mar 08	35	47	Laban Rotich	KEN	7 Mar 04
	F 18	74	Fransua Woldemarian	ETH	4 Mar 89	35	47	Laban Rotich	KEN	7 Mar 04
	C 15	68	Mahdi Abdullah El Din	SUD	10 Mar 95	36	146	Driss Maazouzi	FRA	10 Mar 06
3000 Metres	G 21	48	Tariku Bekele	ETH	9 Mar 08	37	90	Bernard Lagat	USA	11 Mar 12
	M 18	168	Abreham Cherkos	ETH	9 Mar 08	37	87	Bernard Lagat	USA	9 Mar 14
	F 18	168	Abreham Cherkos	ETH	9 Mar 08	39	87	Bernard Lagat	USA	9 Mar 14
60m Hurdles	C 17	26	Aadam Ismail Khamis	BRN	10 Mar 06	39	87	Bernard Lagat	USA	9 Mar 14
	G 20	233	Stéphane Caristan	FRA	19 Jan 85	33	5	Allen Johnson	USA	6 Mar 04
	M 17	340	Jon Ridgeon	GBR	19 Jan 85	37	7	Allen Johnson	USA	8 Mar 08
High Jump	F 17	340	Jon Ridgeon	GBR	19 Jan 85	37	7	Allen Johnson	USA	8 Mar 08
	C 17	293	Elton Bitincka	ALB	15 Mar 03	37	7	Allen Johnson	USA	8 Mar 08
	G 20	13	Patrik Sjöberg	SWE	18 Jan 85	31	288	Stefan Holm	SWE	8 Mar 08
Pole Vault	M 17	97	Javier Sotomayor	CUB	18 Jan 85	31	288	Stefan Holm	SWE	8 Mar 08
	F 17	97	Javier Sotomayor	CUB	18 Jan 85	36	362	Dragutin Topic	SRB	8 Mar 08
	C 17	97	Javier Sotomayor	CUB	18 Jan 85	36	362	Dragutin Topic	SRB	8 Mar 08
Long Jump	G 21	46	Sergey Bubka	URS	19 Jan 85	31	97	Sergey Bubka	UKR	11 Mar 95
	M 21	46	Sergey Bubka	URS	19 Jan 85	34	146	Björn Otto	GER	10 Mar 12
	F 19	324	Daniel Martí	ESP	13 Mar 93	38	168	Jeff Hartwig	USA	12 Mar 06
Triple Jump	C 19	115	Jan Netscher	CZE	10 Mar 95	38	168	Jeff Hartwig	USA	12 Mar 06
	G 20	86	Iván Pedroso	CUB	13 Mar 93	32	360	Larry Myricks	USA	5 Mar 89
	M 20	86	Iván Pedroso	CUB	13 Mar 93	32	360	Larry Myricks	USA	5 Mar 89
Shot Put	F 18	304	Emiel Mellaard	NED	19 Jan 85	35	179	Barrington Williams	GBR	9 Mar 91
	C 16	71	Lamin Drammeh	GAM	10 Mar 95	35	179	Barrington Williams	GBR	9 Mar 91
	G 19	357	Khristo Markov	BUL	18 Jan 85	29	70	Phillips Idowu	GBR	9 Mar 08
Heptathlon	M 19	357	Khristo Markov	BUL	18 Jan 85	34	303	Jonathan Edwards	GBR	9 Mar 01
	F 19	36	Ralf Jaros	FRG	18 Jan 85	36	310	Jonathan Edwards	GBR	16 Mar 03
	C 18	261	Edward Manderson	CAY	6 Mar 87	36	310	Jonathan Edwards	GBR	16 Mar 03
5000m Walk	G 22	363	Yuriy Belonog	UKR	7 Mar 97	32	104	Aleksandr Bagach	UKR	5 Mar 99
	M 21	226	David Storl	GER	9 Mar 12	32	104	Aleksandr Bagach	UKR	5 Mar 99
	F 19	229	David Storl	GER	13 Mar 10	37	286	Gheorghe Guset	ROU	10 Mar 06
4x400m Relay	C 19	148	Khalid Habash Al-Suwaidi	QAT	6 Mar 04	38	341	Burger Lambrechts	RSA	9 Mar 12
	G 24	49	Ashton Eaton	USA	10 Mar 12	31	135	Christian Plaziat	FRA	12 Mar 95
	M 22	40	Artyom Lukyanenko	RUS	10 Mar 12	34	341	Lev Lobodin	RUS	7 Mar 04
Medley Relay	F 20	135	Adam Helcelet	CZE	10 Mar 12	35	107	Roman Šebrle	CZE	13 Mar 10
	C 20	135	Adam Helcelet	CZE	10 Mar 12	35	107	Roman Šebrle	CZE	13 Mar 10
	G 19	73	Mikhail Shchennikov	URS	7 Mar 87	35	67	Gérard Lelièvre	FRA	19 Jan 85
200 Metres	M 19	73	Mikhail Shchennikov	URS	7 Mar 87	35	67	Gérard Lelièvre	FRA	19 Jan 85
	F 16	252	Jefferson Pérez	ECU	10 Mar 91	35	67	Gérard Lelièvre	FRA	19 Jan 85
	C 16	251	Jefferson Pérez	ECU	9 Mar 91	35	67	Gérard Lelièvre	FRA	19 Jan 85
800 Metres	G 19	83	Tavaris Tate	USA	14 Mar 10	31	356	James Davis	USA	9 Mar 08
	M 18	58	Jerem Richards	TTO	11 Mar 12	32	116	Solomon Wariso	GBR	7 Mar 99
	F 18	58	Jerem Richards	TTO	11 Mar 12	37	259	Timothy Munnings	BAH	7 Mar 04
1500 Metres	C 18	30	Kaisei Yui	JPN	8 Mar 14	39	263	Timothy Munnings	BAH	12 Mar 06
	G 23	76	James Trapp	USA	14 Mar 93	28	279	Butch Reynolds	USA	14 Mar 93
	M 20	108	André da Silva	BRA	14 Mar 93	31	18	Freddy Williams	CAN	14 Mar 93
WOMEN	F 20	108	André da Silva	BRA	14 Mar 93	31	18	Freddy Williams	CAN	14 Mar 93
	C 20	108	André da Silva	BRA	14 Mar 93	31	18	Freddy Williams	CAN	14 Mar 93
	G 18	310	Kalkidan Gezahagne	ETH	14 Mar 10	44	271	Yekaterina Podkopayeva	RUS	9 Mar 97
60 Metres	M 20	213	Silke Gladisch	GDR	19 Jan 85	37	107	Gail Devers	USA	5 Mar 04
	G 20	66	Frédérique Bangué	FRA	7 Mar 97	42	308	Merlene Ottey	SLO	14 Mar 03
	F 17	75	Gillian Forde	TTO	19 Jan 85	42	308	Merlene Ottey	SLO	14 Mar 03
200 Metres	C 15	36	Silvienne Krosendijk	ARU	11 Mar 01	43	300	Merlene Ottey	SLO	5 Mar 04
	G 22	81	Heike Drechsler	GDR	7 Mar 87	31	8	Natalya Safronnikova	BLR	7 Mar 04
	M 19	22	Grit Breuer	GER	10 Mar 91	32	363	Juliet Campbell	JAM	15 Mar 03
400 Metres	F 18	268	Fabienne Ficher	FRA	18 Jan 85	32	363	Juliet Campbell	JAM	15 Mar 03
	C 16	244	Céline Pace	MLT	14 Mar 03	35	39	Mary Omagbemi	NGR	14 Mar 03
	G 20	118	Diane Dixon	USA	19 Jan 85	32	125	Sandie Richards	JAM	11 Mar 01
800 Metres	M 19	327	Shaunae Miller	BAH	8 Mar 14	32	184	Jearl Miles Clark	USA	7 Mar 99
	F 19	327	Shaunae Miller	BAH	8 Mar 14	32	184	Jearl Miles Clark	USA	7 Mar 99
	C 15	311	Danielle Alakija	FIJ	9 Mar 12	36	309	Marina Stepanova	URS	6 Mar 87
1500 Metres	G 20	138	Maria Mutola	MOZ	14 Mar 93	33	136	Maria Mutola	MOZ	12 Mar 06
	M 19	5	Gabriela Sedláková	TCH	7 Mar 87	35	281	Helena Fuchsová	CZE	11 Mar 01
	F 19	5	Gabriela Sedláková	TCH	7 Mar 87	35	281	Helena Fuchsová	CZE	11 Mar 01
5000m Walk	C 17	7	Marlyse Nsourou	GAB	5 Mar 04	38	160	Letitia Vriesde	SUR	9 Mar 03
	G 18	310	Kalkidan Gezahagne	ETH	14 Mar 10	44	271	Yekaterina Podkopayeva	RUS	9 Mar 97
	M 18	310	Kalkidan Gezahagne	ETH	14 Mar 10	44	271	Yekaterina Podkopayeva	RUS	9 Mar 97
1500 Metres	F 16	155	Khadeeja Al-Matari	JOR	19 Jan 85	44	271	Yekaterina Podkopayeva	RUS	9 Mar 97
	C 16	155	Khadeeja Al-Matari	JOR	19 Jan 85	44	271	Yekaterina Podkopayeva	RUS	9 Mar 97

EVENT	AGE	YOUNGEST	COUNTRY DATE	AGE	OLDEST	COUNTRY DATE
3000 Metres	G 19	117 Gabriela Szabo	ROU 11 Mar 95	29	268 Elly van Hulst	NED 4 Mar 89
	M 19	116 Meseret Defar	ETH 15 Mar 03	36	221 Maricica Puica	ROU 7 Mar 87
	F 18	288 Layes Abdullayeva	AZE 13 Mar 10	38	69 Helen Clitheroe	GBR 11 Mar 12
60m Hurdles	C 16	353 Etaferahu Tarekegn	ETH 8 Mar 97	38	69 Helen Clitheroe	GBR 11 Mar 12
	G 23	191 Perdita Felicien	CAN 7 Mar 04	36	117 Gail Devers	USA 16 Mar 03
	M 20	218 Anne Piquereau	FRA 19 Jan 85	37	109 Gail Devers	USA 7 Mar 04
High Jump	F 17	190 Aliuska López	CUB 7 Mar 87	37	109 Gail Devers	USA 7 Mar 04
	C 17	189 Aliuska López	CUB 6 Mar 87	37	109 Gail Devers	USA 7 Mar 04
	G 19	300 Stefka Kostadinova	BUL 19 Jan 85	31	348 Stefka Kostadinova	BUL 8 Mar 97
Pole Vault	M 19	300 Stefka Kostadinova	BUL 19 Jan 85	34	341 Ruth Beitia	ESP 8 Mar 14
	F 16	317 Katja Kilpi	FIN 9 Mar 91	35	262 Inga Babakova	UKR 16 Mar 03
	C 16	316 Katja Kilpi	FIN 8 Mar 91	37	270 Venelina Veneva-Mateva	BUL 9 Mar 12
Long Jump	G 21	167 Nastja Ryschich	GER 5 Mar 99	29	282 Yelena Isinbaeva	RUS 11 Mar 12
	M 20	130 Holly Bleasdale	GBR 11 Mar 12	32	347 Stacy Dragila	USA 6 Mar 04
	F 16	75 Amandine Homo	FRA 9 Mar 97	33	2 Kellie Suttle	USA 11 Mar 06
Triple Jump	C 16	74 Amandine Homo	FRA 8 Mar 97	33	252 Cassandra Kelly	NZL 8 Mar 97
	G 20	194 Tianna Madison	USA 12 Mar 06	30	147 Marieta Ilcu	ROU 12 Mar 93
	M 20	194 Tianna Madison	USA 12 Mar 06	36	162 Inessa Kravets	UKR 16 Mar 03
Shot Put	F 17	319 Nicole Boegman	AUS 18 Jan 85	38	186 Valentina Gotovska	LAT 7 Mar 04
	C 17	31 Erica Johansson	SWE 8 Mar 91	38	186 Valentina Gotovska	LAT 7 Mar 04
	G 23	116 Yargelis Savigne	CUB 8 Mar 08	39	209 Yamilé Aldama	GBR 10 Mar 12
Pentathlon	M 19	38 Ren Ruiping	CHN 11 Mar 95	39	209 Yamilé Aldama	GBR 10 Mar 12
	F 19	38 Ren Ruiping	CHN 11 Mar 95	39	209 Yamilé Aldama	GBR 10 Mar 12
	C 17	183 Anja Valant	SLO 10 Mar 95	39	209 Yamilé Aldama	GBR 10 Mar 12
3000m Walk	G 22	186 Natalya Lisovskaya	URS 18 Jan 85	37	10 Larisa Peleshenko	RUS 10 Mar 01
	M 20	149 Nadezhda Ostapchuk	BLR 10 Mar 01	37	10 Larisa Peleshenko	RUS 10 Mar 01
	F 20	97 Stephanie Storp	FRG 5 Mar 89	39	323 Li Meisu	CHN 6 Mar 99
4x400m Relay	C 16	14 Emel Dereli	TUR 10 Mar 12	39	323 Li Meisu	CHN 6 Mar 99
	G 20	40 Carolina Klüft	SWE 14 Mar 03	31	261 Sabine Braun	GER 7 Mar 97
	M 20	40 Carolina Klüft	SWE 14 Mar 03	33	73 Urszula Włodarczyk	POL 5 Mar 99
Medley Relay	F 20	38 Tatyana Chernova	RUS 7 Mar 08	35	263 Sabine Braun	GER 9 Mar 01
	C 20	38 Tatyana Chernova	RUS 7 Mar 08	35	263 Sabine Braun	GER 9 Mar 01
	G 23	33 Beate Anders	GER 9 Mar 91	29	256 Olga Krishtop	URS 6 Mar 87
3000m Walk	M 18	87 Yan Hong	CHN 18 Jan 85	31	284 Kerry Saxby-Junna	AUS 13 Mar 93
	F 16	214 Synnove Olsen	NOR 18 Jan 85	39	271 Suzanne Griesbach	FRA 18 Jan 85
	C 15	47 Kjersti Tysse	NOR 6 Mar 87	41	318 Suzanne Griesbach	FRA 6 Mar 87
4x400m Relay	G 19	22 Grit Breuer	GER 10 Mar 91	33	153 Tatyana Alekseyeva	RUS 9 Mar 97
	M 17	225 Angela Moroşanu	ROU 7 Mar 04	34	130 Sandie Richards	JAM 16 Mar 03
	F 17	21 Elena Lavric	ROU 9 Mar 08	34	130 Sandie Richards	JAM 16 Mar 03
Medley Relay	C 17	21 Elena Lavric	ROU 9 Mar 08	34	130 Sandie Richards	JAM 16 Mar 03
	G 23	350 Kim Batten	USA 14 Mar 93	30	225 Joetta Clark	USA 14 Mar 93
	M 17	262 Mame Twumasi	CAN 14 Mar 93	30	225 Joetta Clark	USA 14 Mar 93
Medley Relay	F 17	262 Mame Twumasi	CAN 14 Mar 93	30	225 Joetta Clark	USA 14 Mar 93
	C 17	262 Mame Twumasi	CAN 14 Mar 93	30	225 Joetta Clark	USA 14 Mar 93



PLACING TABLES

Scoring eight points for first place, seven for second, six for third down to one for eighth place. Points are shared in the case of a tie (=)

Number of World Indoor Games & Championship & non-championship events (1991 Women's TJ & 1993 Combined Events & Medley Relays):

	Men	Women	Totals
Paris 1985	13	11	24
Indianapolis 1987	13	11	24
Budapest 1989	13	11	24
Seville 1991	14	13	27
Toronto 1993	16	15	31
Barcelona 1995	14	13	27
Paris 1997	14	14	28
Maebashi 1999	14	14	28
Lisbon 2001	14	14	28
Birmingham 2003	14	14	28
Budapest 2004	14	14	28
Moscow 2006	13	13	26
Valencia 2008	13	13	26
Doha 2010	13	13	26
Istanbul 2012	13	13	26
Sopot 2014	13	13	26
Totals	218	209	427

The columns in the overall placing tables do not all add up to 427 because of ties, non-finishers, disqualifications and non-starters.

Where relevant each table is followed by a breakdown of the placings of the constituent states of the former USSR, Czechoslovakia and Yugoslavia. These three competed as single countries up to 1991, 1993 and 2003 respectively before dividing into the independent nations we know today. For Germany, separate placings by the GDR and FRG are given in the yearly tables up to 1989. The unified Germany competed for the first time in 1991.

ALL WORLD INDOOR GAMES / CHAMPIONSHIPS

All	Gold	Silver	Bronze	4th	5th	6th	7th	8th	Medals	Points
USA	95	59+1=	57+2=	54+1=	38+2=	39+3=	24+1=	32+1=	214	2172.5
RUS	50+1=	41+3=	38+1=	28+2=	34	27+1=	21+1=	12	134	1370.5
GER ¹	28	26	26+2=	26+1=	30+1=	22+2=	17	19+3=	82	956
GBR	16	29+1=	20+1=	20+1=	22+1=	17+3=	12	7+1=	67	748.5
CUB	16	17	12+2=	13	18+2=	10	14+1=	7	47	540
URS ²	21	17	15+1=	16	7	5+1=	4	3	54	519
JAM	11	10	16+1=	15+1=	14+1=	21+2=	12	14	38	504.5
FRA	15	19	9+1=	11+1=	17	11	6	4	44	489
ESP	2	20	13	14+1=	15+2=	18	12+1=	11+1=	35	466.5
ROU	10	9	7	15+1=	14+1=	9+1=	8	9	26	378.5
POL	2+1=	9	11+2=	19+2=	6+2=	17+3=	6	8	25	376.5
UKR	8	12	10	8	12+2=	11+1=	8	13	30	367
ITA	5	5+1=	11	11	12	12	11	5	22	313
ETH	20	5	9	6	4	2	2	2	34	307
KEN	8	13	11	9	4	5	2	1	32	302
SWE	11	6+1=	8	5	7+1=	6+1=	6	5+1=	26	278
CAN	7	5	15+1=	5	5	8	6	6	28	273
AUS	7	8	5	6	10	8	7	4	20	254
BUL	9	5	8	4	9	8+1=	3	3+1=	22	247
CZE	6	5+1=	10	4+1=	10	6+2=	3	1+1=	22	243.5
BLR	4	10	8	3	4	10	7	5	22	230
CHN	2	7	6	6+1=	7+1=	4	15	7+1=	15	216.5
MAR	6	5	7	3	7	2	6	7	18	193
NED	5	1	3	4	11	8	3	5	9	164
BAH	3	5	9	3+1=	4	-	1	3	17	153.5
POR	4	4	4	7	4	2	5	2	12	153
NGR	2	6	3	2	9	4	3	3	11	143
GRE	5	3	2	4+2=	3	4	5	2	10	138
BRA	4	5	5+1=	2	2	3	3	1=	15	136
IRL	6	2	1+1=	3	4	2	2	3	10	117.5
TCH ³	2	4	2	5	2	4	1	2	8	105
BEL	1	4	3	2	5	2	3	3+1=	8	99.5

All	Gold	Silver	Bronze	4th	5th	6th	7th	8th	Medals	Points
HUN	1	1	2+1=	4	4+1=	6	3	3	5	99
RSA	3	4	1+1=	2	1	2	4	3	9	94.5
KAZ	3	4	1	3+1=	1	-	1+1=	1	8	86
SLO	-	2	3	5	1	2	3	2	5	75
MOZ	7	1	1	-	-	-	-	-	9	69
FIN	1	-	-	4	4	4	3	3+1=	1	65.5
NZL	3	1	2	1	2	3	-	-	6	65
SUI	2	1	3	3	1=	1	-	1	6	63.5
LAT	-	1	1=	4+1=	2	3	1	3	2	59
AUT	-	3	1	2	2	2	3	1	4	58
DEN	1	3	1	2	2	-	-	2	5	55
YUG ⁴	-	-	2	5	1	3	-	-	2	50
CRO	2	1	2	2	-	1	-	-	5	48
TTO	-	2	1	1	2	3	2	1	3	47
NOR	1	-	2	2	2	-	2	2+1=	3	44.5
ISL	-	2	1	2	2	1	1	1	3	44
BRN	-	2	3	-	2	-	-	-	5	40
EST	-	2	-	2	2	1	2	-	2	39
SUD	2	1	1	1	1	-	-	-	4	38
JPN	-	-	3	-	2	2	1	4	3	38
OAT	1	1	2	1	1	-	-	1	4	37
LTU	-	-	2	2	2	1	-	-	2	33
BER	1	1	1	1	-	-	-	-	3	26
SVK	-	-	-	-	3	1	3	4	0	25
CMR	-	2	-	1	-	1	1	-	2	24
BOT	-	1	-	2	1	1	-	-	1	24
TUR	-	1	-	2	-	2	-	-	1	23
MEX	-	-	2	1+1=	-	-	1	-	2	23
CRC	1	-	-	2	-	1	-	-	1	21
CIV	-	2	-	-	-	2	-	-	2	20
SEN	-	-	1	1	1	1	1	-	1	20
GRN	2	-	-	-	-	1	-	-	2	19
GHA	1	1	-	-	-	-	2	-	2	19
ALG	1	-	1	-	-	-	1	1	2	17
NAM	1	1	-	-	-	-	-	-	2	15
CHI	-	-	1	-	-	2	1	-	1	14
SKN	-	1+1=	-	-	-	-	-	-	2	13.5
ISR	-	-	-	2=	-	1	1	-	0	13.5
DOM	-	-	1	-	1	1	-	-	1	13
DJI	1	-	-	-	1	-	-	-	1	12
CAY	-	1	-	1	-	-	-	-	1	12
BDI	-	1	-	-	1	-	-	-	1	11
SUR	-	-	1	1	-	-	-	-	1	11
TUN	-	-	-	1	-	2	-	-	0	11
CYP	-	-	1=	1	-	-	-	-	1	10.5
IVB	-	-	1	-	-	1	-	-	1	9
SRB	-	-	1	-	-	1=	-	-	1	8.5
TAN	-	-	-	1	-	1	-	-	0	8
BAR	-	-	1	-	-	-	-	-	1	7
PAN	-	1	-	-	-	-	-	-	1	7
KSA	-	-	1	-	-	-	-	1	1	7
ARG	-	-	-	-	-	2	-	1	0	7
ANT	-	-	-	-	-	-	-	-	1	6
COD	-	-	1	-	-	-	-	-	1	6
IND	-	-	-	1	-	1	-	1	0	6
AZE	-	-	-	-	-	2	-	-	0	6
GAB	-	-	1=	-	-	-	-	-	1	5.5
CHA	-	-	-	1	-	-	-	-	0	5
ISV	-	-	-	1	-	-	-	-	0	5
MDA	-	-	-	1	-	-	-	-	0	5
SRI	-	-	-	1	-	-	-	-	0	5
ZBI	-	-	-	-	-	-	1+1=	1	0	4.5
GUY	-	-	-	-	1	-	-	-	0	4
KOR	-	-	-	-	1	-	-	-	0	4
ZAM	-	-	-	-	1	-	-	-	0	4
ARM	-	-	-	-	-	1	-	1	0	4
COL	-	-	-	-	-	-	2	-	0	4
ALB	-	-	-	-	-	1	-	-	0	3
SLE	-	-	-	-	-	1	-	-	0	3
UAE	-	-	-	-	-	1	-	-	0	3
ZIM	-	-	-	-	-	1	-	-	0	3
MAD	-	-	-	-	-	-	1	1	0	3
UGA	-	-	-	-	-	-	1	1	0	3
HAI	-	-	-	-	-	-	1	-	0	2

All	Gold	Silver	Bronze	4th	5th	6th	7th	8th	Medals	Points
JOR	-	-	-	-	-	-	1	-	0	2
LCA	-	-	-	-	-	-	1	-	0	2
EGY	-	-	-	-	-	-	-	1	0	1
RWA	-	-	-	-	-	-	-	1	0	1
TPE	-	-	-	-	-	-	-	1	0	1
Totals	426+2=	422+9=	411+21=	400+21398+16=	369+22	284+6=250+14=	1291	14,755		

1. Breakdown of German placings (GER from 1991):

GER	14	17	19+2=	21+1=	24+1=	18+1=	14	16+3=	52	666.5
GDR	12	7	4	2	1	-	-	-	23	183
FRG	2	2	3	3	5	4+1=	3	3	7	106.5
Totals	28	26	26+2=	26+1=	30+1=	22+2=	17	19+3=	82	956

2. Breakdown of USSR placings 1985-1991:

RUS	13	10	5+1=	10	4	4+1=	2	1	29	295
UKR	6	2	4	3	-	1	-	-	12	104
BLR	1	1	3	2	-	-	-	-	5	43
LAT	-	1	2	-	-	-	1	-	3	21
UZB	-	1	-	-	2	-	-	-	1	15
URS	-	1	-	-	1	-	-	-	1	11
KAZ	-	1	-	-	-	-	1	2	1	11
KGZ	1	-	-	-	-	-	-	-	1	8
LTU	-	-	1	-	-	-	-	-	1	6
ARM	-	-	-	1	-	-	-	-	0	5
Totals	21	17	15+1=	16	7	5+1=	4	3	54	519

3. Breakdown of Czechoslovakian placings 1985-1991:

CZE	2	1	2	3	2	3	1	-	5	69
SVK	-	3	-	2	-	1	-	-	2	36
Totals	2	4	2	5	2	4	1	2	8	105

4. Breakdown of Yugoslav placings 1985-2003:

SRB	-	-	2	3	1	2	-	-	2	37
CRO	-	-	-	2	-	1	-	-	0	13
Totals	-	-	2	5	1	3	-	-	2	50

Men	Gold	Silver	Bronze	4th	5th	6th	7th	8th	Medals	Points
USA	65	36	28+1=	33+1=	18+1=	23+3=	8	10+1=	130	1293.5
GBR	10	18+1=	15+1=	13+1=	11+1=	11+3=	7	5+1=	45	484.5
GER ¹	8	12	8+1=	9+1=	16+1=	9+2=	11	12+1=	29	384.5
RUS	8	13	15+1=	8+1=	10	7+1=	9+1=	6	37	383.5
CUB	13	15	8+1=	7	9+2=	3	8	5	37	370.5
ESP	2	14	7	8+1=	11+1=	9	6+1=	9+1=	23	298
FRA	8	5	8	6+1=	5	15+2=	7	6	21	271.5
KEN	6	11	11	5	3	5	2	1	28	248
URS ²	10	7	6+1=	4	3	1	4	-	24	213.5
ITA	3	3	8	7	7	9	8	3	14	202
SWE	7	5	6	5	4	3+1=	4	1+1=	18	188.5
POL	2	5	4	9+1=	5	7+1=	4	2	11	178
JAM	4	6	5	4+1=	7	4	2	2	15	174.5
ETH	10	1	5	3	4	2	2	-	16	158
UKR	4	4	5	2	5	7+1=	1	6	13	151
CZE	4	3	5	1+1=	7	3+2=	-	1	12	134.5
CAN	5	1	5	5	3	1	5	5	11	132
USA	3	2	5	3	6	4	4	4	10	131
MAR	5	3	5	1	3	-	5	6	13	124
IRL	5	1	1+1=	3	4	2	1	3	8	100.5
RSA	3	4	1+1=	2	1	2	4	1	9	92.5
BRA	3	4	3	1	1	3	2	-	10	92
GRE	3	2	1	3+2=	-	1	3	2	6	79
NGR	2	3	3	1	3	2	-	1	8	79
TCH ³	2	2	2	3	2	-	1	6	7	78
BAH	2	2	5	1+1=	1	-	-	2	9	75.5
NED	-	-	3	3	6	4	1	3	3	74
CHN	1	3	1	2+1=	1	1	6	2+1=	5	71
ROU	-	-	-	5+1=	5+1=	2+1=	2	2	0	67.5
POR	2	1	3	2	1	2	2	-	6	65
HUN	-	1	1	4	2	4	1	2	2	57
BLR	-	2	2	2	1	3	1	3	4	54
BUL	2	-	-	1	4	3	1	-	2	48
DEN	1	3	1	1	1	-	-	2	5	46
BEL	-	2	2	1	2	1	1	2	4	46
FIN	1	-	-	2	3	3	1	2+1=	1	43.5
LAT	-	1	1=	3+1=	1	2	-	1	2	43
KAZ	1	2	1	1+1=	-	-	-	1	4	38.5
NOR	1	-	1	2	2	-	2	1+1=	2	37.5
QAT	1	1	2	1	1	-	-	1	4	37

All M	Gold	Silver	Bronze	4th	5th	6th	7th	8th	Medals	Points
TTO	-	2	1	1	2	1	-	1	3	37
YUG ⁴	-	-	2	2	1	3	-	-	2	35
JPN	-	-	3	-	2	1	1	2	3	33
EST	-	2	-	1	2	1	1	-	2	32
ISL	-	1	1	2	1	1	1	-	2	32
SUI	1	1	1	1	1=	-	-	-	3	29.5
BER	1	1	1	1	-	-	-	-	3	26
AUT	-	1	-	1	2	1	1	-	1	25
SLO	-	-	-	3	1	-	1	1	0	22
SUD	2	-	-	1	-	-	-	-	2	21
CRC	1	-	-	2	-	1	-	-	1	21
GRN	2	-	-	-	-	1	-	-	2	19
GHA	1	1	-	-	-	-	2	-	2	19
BOT	-	1	-	1	1	1	-	-	1	19
MEX	-	-	2	1=	-	-	1	-	2	18
BRN	-	1	1	-	1	-	-	-	2	17
TUR	-	1	-	2	-	-	-	-	1	17
NAM	1	1	-	-	-	-	-	-	2	15
ALG	1	-	1	-	-	-	-	1	2	15
SVK	-	-	-	-	2	-	3	1	0	15
CHI	-	-	1	-	-	2	1	-	1	14
SEN	-	-	-	1	1	1	1	-	0	14
SKN	-	1+1=	-	-	-	-	-	-	2	13.5
ISR	-	-	-	2=	-	1	1	-	0	13.5
DOM	-	-	1	-	1	1	-	-	1	13
DJI	1	-	-	-	1	-	-	-	1	12
CMR	-	1	-	1	-	-	-	-	1	12
BDI	-	1	-	1	-	-	-	-	1	11
CRO	-	-	1	1	-	-	-	-	1	11
TUN	-	-	-	1	-	2	-	-	0	11
CYP	-	-	1=	1	-	-	-	-	1	10.5
NZL	-	-	1	-	-	1	-	-	1	9
BAR	-	1	-	-	-	-	-	-	1	7
CAY	-	1	-	-	-	-	-	-	1	7
PAN	-	1	-	-	-	-	-	-	1	7
KSA	-	-	1	-	-	-	-	1	1	7
ANT	-	-	1	-	-	-	-	-	1	6
COD	-	1	-	-	-	-	-	-	1	6
ARG	-	-	-	-	-	2	-	-	0	6
ISV	-	-	-	1	-	-	-	-	0	5
KOR	-	-	-	-	1	-	-	-	0	4
ZAM	-	-	-	-	1	-	-	-	0	4
ARM	-	-	-	-	-	1	-	1	0	4
AZE	-	-	-	-	-	-	-	-	0	3
CIV	-	-	-	-	1	-	-	-	0	3
ZIM	-	-	-	-	1	-	-	-	0	3
UGA	-	-	-	-	-	1	1	0	0	3
SRB	-	-	-	-	-	1=	-	-	0	2.5
COL	-	-	-	-	-	-	1	-	0	2
HAI	-	-	-	-	-	-	-	1	0	2
MAD	-	-	-	-	-	-	1	-	0	2
EGY	-	-	-	-	-	-	-	1	0	1
RWA	-	-	-	-	-	-	-	1	0	1
TPE	-	-	-	-	-	-	-	1	0	1
Totals	218	217+2=	212+10=	201+19=	200+8=	187+18=	143+2=	128+8=	659	7544

1. Breakdown of German placings (GER from 1991):

GER	5	8	7+1=	8+1=	12+1=	7+1=	8	10+1=	21	289
FRG	-	2	1	-	4	2+1=	3	2	3	52.5
GDR	3	2	-	1	-	-	-	-	5	43
Totals	8	12	8+1=	9+1=	16+1=	9+2=	11	12+1=	29	384.5

2. Breakdown of USSR placings 1985-1991:

RUS	5	3	1+1=	2	1	1	2	-	10	93.5
UKR	3	1	1	1	-	-	-	-	5	

1985	Gold	Silver	Bronze	4th	5th	6th	7th	8th	Medals	Points
TAN	-	-	-	-	1	-	-	-	0	3
TTO	-	-	-	-	1	-	-	-	0	3
TUR	-	-	-	-	1	-	-	-	0	3
BAH	-	-	-	-	-	1	-	-	0	2
CHI	-	-	-	-	-	1	-	-	0	2
COL	-	-	-	-	-	1	-	-	0	2
JOR	-	-	-	-	-	1	-	-	0	2
NOR	-	-	-	-	-	-	2	0	2	2
EGY	-	-	-	-	-	-	-	1	0	1
JPN	-	-	-	-	-	-	-	1	0	1
FIN	-	-	-	-	-	-	-	1=	0	0.5
Totals	24	24	23+3=	22+2=	22	23	15	11+2=	74	831

1. Breakdown of USSR placings:

RUS	2	1	-	4	1	2	-	-	3	53
UKR	1	-	2	-	-	-	-	-	3	20
LAT	-	-	1	-	-	-	-	-	1	6
LTU	-	-	1	-	-	-	-	-	1	6
Totals	3	1	4	4	1	2	-	-	8	85

2. Breakdown of Czechoslovakian placings:

CZE	2	-	1	2	-	1	-	-	3	35
SVK	-	-	-	1	1	-	-	-	0	9
Totals	2	-	1	3	1	1	-	-	3	44

Men	Gold	Silver	Bronze	4	5	6	7	8	Medals	Points	
FRA	2	1	-	1+1=	2	2	1	1	3	49.5	
URS ¹	2	-	2	2	1	-	-	-	4	42	
GBR	-	2	2	1	2	1	-	-	4	42	
TCH ²	2	-	1	2	1	1	-	-	3	39	
ESP	1	3	-	-	2	1	1	4	38	38	
USA	-	2	1	1	1	2	-	1+1=	3	36.5	
ITA	-	1	1	-	1	3	-	-	2	26	
CUB	-	2	1	-	-	-	-	-	3	20	
POL	-	-	-	1+1=	1	-	2	-	0	17.5	
GDR	1	1	-	-	-	-	-	-	2	15	
AUS	1	-	1	-	-	-	-	-	2	14	
POR	1	-	-	1	-	-	-	-	1	13	
SWE	1	-	-	-	1	-	-	-	1	12	
HUN	-	1	-	1	-	-	-	-	1	12	
FRG	-	-	-	-	1	1	1	1	0	10	
BUL	1	-	-	-	-	-	-	-	1	8	
CAN	1	-	-	-	-	-	-	-	1	8	
ALG	-	-	1	-	-	-	-	-	1	6	
BEL	-	-	1	-	-	-	-	-	1	6	
BRA	-	-	1	-	-	-	-	-	1	6	
KEN	-	-	1	-	-	-	-	-	1	6	
ROU	-	-	-	1	-	-	-	-	0	5	
SEN	-	-	-	1	-	-	-	-	0	5	
NED	-	-	-	-	1	-	-	-	0	4	
CHN	-	-	-	-	-	-	2	-	0	4	
DOM	-	-	-	-	-	1	-	-	0	3	
CHI	-	-	-	-	-	-	1	-	0	2	
EGY	-	-	-	-	-	-	-	1	0	1	
JPN	-	-	-	-	-	-	-	-	1	0	1
NOR	-	-	-	-	-	-	-	-	1	0	1
FIN	-	-	-	-	-	-	-	1=	0	0.5	
Totals	13	13	13	12+2=	12	13	8	7+2=	39	453	

1. Breakdown of USSR placings:

RUS	1	-	2	1	-	-	-	-	1	22
UKR	1	-	1	-	-	-	-	-	2	14
LAT	-	-	1	-	-	-	-	-	1	6
Totals	2	-	2	2	1	-	-	-	4	42

2. Breakdown of Czechoslovakian placings:

CZE	2	-	1	1	-	1	-	-	3	30
SVK	-	-	-	1	1	-	-	-	0	9
Totals	2	-	1	2	1	1	-	-	3	39

Women	Gold	Silver	Bronze	4th	5th	6th	7th	8th	Medals	Points
URS ¹	1	1	2	2	-	2	-	-	4	43
FRA	-	2	2	2	-	1	1	1	4	42
GDR	3	1	-	-	-	-	-	-	4	31
CAN	1	-	3+1=	-	-	-	-	-	5	31
USA	1	-	1	1	2	1	-	1	2	31
ROU	1	1	1	-	1	-	-	-	3	25
ITA	1	1	-	1	-	-	-	-	2	20
NZL	-	-	1	1	1	1	-	-	1	18

1985	Gold	Silver	Bronze	4th	5th	6th	7th	8th	Medals	Points
BUL	1	-	-	-	1	1	-	-	1	15
GBR	-	2	-	-	-	-	-	-	2	14
CHN	-	1	-	1	-	-	-	-	1	12
SWE	-	1	-	-	1	-	-	-	1	11
BEL	-	1	-	-	-	-	2	-	1	11
HUN	1	-	-	-	-	-	-	-	1	8
NED	1	-	-	-	-	-	-	-	1	8
MAR	-	-	-	-	1	1	-	-	0	7
AUS	-	-	-	-	1	-	1	-	0	6
POL	-	-	1=	-	-	-	-	1	1	6
DEN	-	-	-	1	-	-	-	-	0	5
TCH ²	-	-	-	1	-	-	-	-	0	5
CUB	-	-	1=	-	-	-	-	-	1	5
IND	-	-	-	-	1	-	-	-	0	4
ISL	-	-	-	-	1	-	-	-	0	4
TAN	-	-	-	-	-	1	-	-	0	3
TTO	-	-	-	-	-	1	-	-	0	3
TUR	-	-	-	-	-	1	-	-	0	3
BAH	-	-	-	-	-	-	1	-	0	2
COL	-	-	-	-	-	-	1	-	0	2
JOR	-	-	-	-	-	-	1	-	0	2
NOR	-	-	-	-	-	-	-	1	0	1
Totals	11	11	10+3=	10	10	10	7	4	35	378

1. Breakdown of USSR placings:

RUS	1	1	-	2	-	2	-	-	2	31
LTU	-	-	1	-	-	-	-	-	1	6
UKR	-	-	1	-	-	-	-	-	1	6
Totals	1	1	2	2	-	2	-	-	4	43

2. Breakdown of Czechoslovakian placing:

CZE	-	-	-	1	-	-	-	-	0	5
-----	---	---	---	---	---	---	---	---	---	---

INDIANAPOLIS 1987

OVERALL

	Gold	Silver	Bronze	4	5	6	7	8	Medals	Points
USA	6	3	2	4	5	3	3	5	11	141
URS ¹	6	5	4	4	1	-	1	1	15	134
GDR	6	3	-	1	-	-	-	-	9	74
BUL	1	2	2	1	1	1	1	1	5	49
GBR	-	-	1	2	5	2	-	1=	1	42.5
FRA	-	2	1	2	-	1=	1	-	3	34.5
ROU	1	-	1	1	1+1=	-	2	-	2	30.5
TCH ²	-	2	1	2	-	-	-	-	3	30
NED	1	-	1	-	1	2	1	3	2	29
ITA	-	1	2	1	-	-	1	2	3	28
CAN	-	-	2	-	-	4	1	-	2	26
IRL	2	1	-	-	-	-	-	-	3	23
SUI	-	1	-	1	1=	1	-	-	1	18.5
JAM	-	1	1	1	-	-	-	-	2	18
FRG	-	-	1	-	-	1+1=	2	2	1	17.5
AUS	-	-	-	1	2	-	1	-	0	15
BRA	1	-	1	-	-	-	-	-	2	14
CUB	-	1	-	1	-	-	1	-	1	14
ESP	-	1	-	-	1	1	-	-	1	14
NGR	-	1	-	-	1	1	-	-	1	14
HUN	-	-	1	-	-	2	-	-	1	12
YUG ³	-	-	-	1	-	1	-	-	0	8
POL	-	-	-	-	1	1	-	-	0	7
BAH	-	-	1	-	-	-	-	-	1	6
MAR	-	-	1	-	-	-	-	-	1	6
MEX	-	-	1	-	-	-	-	-	1	6
FIN	-	-	-	-	1	-	1	-	0	6
TTO	-	-	-	1	-	-	-	-	0	5
BEL	-	-	-	-	1	-	-	1	0	5
BDI	-	-	-	-	1	-	-	-	0	4
NOR	-	-	-	-	1	-	-	-	0	4
KEN	-	-	-	-	-	1	-	-	0	3
SWE	-	-	-	-	-	-	1	-	0	3
GRE	-	-	-	-	-	-	1	-	0	2
SEN	-	-	-	-	-	-	1	-	0	2
DEN	-	-	-	-	-	-	-	1	0	1
CHN	-	-	-	-	-	-	-	1=	0	0.5
Totals	24	24	24	24	23+2=	22+2=	18	16+2=	72	847

1987	Gold	Silver	Bronze	4th	5th	6th	7th	8th	Medals	Points	1987	Gold	Silver	Bronze	4th	5th	6th	7th	8th	Medals	Points											
1. Breakdown of USSR placings:											USA	-	1	-	1	1	2	3	3	1	31											
RUS	3	3	4	3	1	-	-	-	10	88	ROU	1	-	1	1	1	-	2	-	2	2	27										
UKR	2	2	-	-	-	-	-	1	4	31	CAN	-	-	2	-	-	3	-	-	2	2	21										
KGZ	1	-	-	-	-	-	-	-	1	8	GBR	-	-	-	-	4	1	-	-	0	19											
ARM	-	-	1	-	-	-	-	-	0	5	NED	1	-	-	-	1	1	1	1	1	1	18										
LAT	-	-	-	-	-	-	1	-	0	2	JAM	-	1	1	1	-	-	-	-	-	2	18										
Totals	6	5	4	4	1	-	1	1	15	134	TCH ²	-	1	-	1	-	-	-	-	-	1	12										
2. Breakdown of Czechoslovakian placings:											FRG	-	-	1	-	-	1	-	1	1	10											
CZE	-	1	1	1	-	-	-	-	2	18	ITA	-	1	-	-	-	-	-	-	1	1	8										
SVK	-	1	-	1	-	-	-	-	1	12	SUI	-	-	-	1	-	1	-	-	0	8											
Totals	-	2	1	2	-	-	-	-	3	30	AUS	-	-	-	1	-	-	1	-	0	7											
3. Breakdown of Yugoslav placings:											HUN	-	-	1	-	-	-	-	-	1	6											
CRO	-	-	-	1	-	-	-	-	0	5	YUG ³	-	-	-	1	-	-	-	-	0	5											
SRB	-	-	-	-	-	1	-	-	0	3	ESP	-	-	-	-	1	-	-	-	0	4											
Totals	-	-	-	1	-	1	-	-	0	8	NGR	-	-	-	-	1	-	-	-	0	4											
Men	Gold	Silver	Bronze	4	5	6	7	8	Medals	Points	POL	-	-	-	-	-	1	-	-	0	3											
USA	6	2	2	3	4	1	-	2	10	110	SWE	-	-	-	-	-	-	1	-	0	3											
URS ¹	3	3	1	1	-	-	1	-	7	58	CUB	-	-	-	-	-	-	1	-	0	2											
FRA	-	2	1	2	-	1=	1	-	3	34.5	FIN	-	-	-	-	-	-	-	1	-	0	2										
GBR	-	-	1	2	1	1	-	1=	1	23.5	Totals	11	11	11	11	11	11	9	8	33	389											
IRL	2	1	-	-	-	-	-	-	3	23	1. Breakdown of USSR placings:																					
ITA	-	-	2	1	-	-	1	1	2	20	RUS	2	1	3	3	1	-	-	-	-	6	60										
TCH ²	-	1	1	1	-	-	-	-	2	18	UKR	1	1	-	-	-	-	-	-	1	2	16										
BRA	1	-	1	-	-	-	-	-	2	14	Totals	3	2	3	3	1	-	-	-	1	8	76										
CUB	-	1	-	1	-	-	-	-	1	12	2. Breakdown of Czechoslovakian placings:																					
NED	-	-	1	-	-	1	-	2	1	11	SVK	-	1	-	-	-	-	-	-	-	1	7										
SUI	-	1	-	-	1=	-	-	-	1	10.5	CZE	-	-	-	1	-	-	-	-	-	0	5										
ESP	-	1	-	-	-	1	-	-	1	10	Totals	-	1	-	1	-	-	-	-	1	12											
NGR	-	1	-	-	-	1	-	-	1	10	3. Breakdown of Yugoslav placings:																					
BUL	-	-	-	1	-	1	1	-	0	10	CRO	-	-	-	1	-	-	-	-	-	0	5										
GDR	1	-	-	-	-	-	-	-	1	8	<hr/>																					
AUS	-	-	-	-	2	-	-	-	0	8	BUDAPEST 1989																					
FRG	-	-	-	-	-	1=	2	1	0	7.5	<hr/>																					
BAH	-	-	1	-	-	-	-	-	1	6	OVERALL																					
MAR	-	-	1	-	-	-	-	-	1	6	Gold	Silver	Bronze	4	5	6	7	8	Medals	Points												
MEX	-	-	1	-	-	-	-	-	1	6	URS ¹	4	5	4	3	1	1	1	1	13	116											
HUN	-	-	-	-	2	-	-	-	0	6	USA	4	3	4	5	2	1	1	1	11	116											
TTO	-	-	1	-	-	-	-	-	0	5	FRG	2	2	2	3	4	2	-	-	6	79											
BEL	-	-	-	1	-	-	1	0	5	GDR	2	2	4	1	1	-	-	-	8	63												
CAN	-	-	-	-	1	1	-	0	5	GBR	1	3	-	1	3	3	1	1	4	58												
BDI	-	-	-	1	-	-	-	0	4	CUB	2	1	1	1	2	1	1	-	4	47												
FIN	-	-	-	1	-	-	-	0	4	ITA	-	-	3	2	2	-	1	1	3	39												
NOR	-	-	-	1	-	-	-	0	4	ROU	1	1	1	1	2	-	-	-	3	34												
POL	-	-	-	1	-	-	-	0	4	NED	2	-	-	-	1	1	-	1	2	24												
ROU	-	-	-	1=	-	-	-	0	3.5	HUN	-	-	-	2	1	2	1	-	0	22												
KEN	-	-	-	-	1	-	-	0	3	JAM	1	1	1	-	-	-	-	-	3	21												
YUG ³	-	-	-	-	1	-	-	0	3	ESP	-	1	1	-	-	-	2	3	2	20												
GRE	-	-	-	-	-	1	-	0	2	TCH ²	-	1	-	-	1	2	1	1	1	20												
SEN	-	-	-	-	-	1	-	0	2	AUS	1	-	-	1	-	1	1	1	1	19												
DEN	-	-	-	-	-	-	1	0	1	FRA	-	-	-	-	2	3	1	-	0	19												
CHN	-	-	-	-	-	-	1=	0	0.5	POL	-	-	1	-	1	-	2	1	1	0	14											
Totals	13	13	13	13	12+2=	11+2=	9	8+2=	39	458	YUG ³	-	-	-	2	-	1	-	-	0	13											
1. Breakdown of USSR placings:											IRL	1	-	-	-	1	-	-	-	1	12											
RUS	1	2	1	-	-	-	-	-	4	28	BRA	-	1	-	-	1	-	-	-	-	1	11										
UKR	1	1	-	-	-	-	-	-	2	15	CHN	-	1	-	-	-	-	1	1	1	10											
KGZ	1	-	-	-	-	-	-	-	1	8	BUL	1	-	-	-	-	-	-	-	1	8											
ARM	-	-	-	1	-	-	-	-	0	5	KEN	1	-	-	-	-	-	-	-	1	8											
LAT	-	-	-	-	-	-	1	-	0	2	MAR	1	-	-	-	-	-	-	-	1	8											
Totals	3	3	1	1	-	-	1	-	7	58	CAN	-	-	1	-	-	-	1	-	1	8											
2. Breakdown of Czechoslovakian placings:											GHA	-	1	-	-	-	-	-	-	1	7											
CZE	-	1	1	-	-	-	-	-	2	13	TTO	-	1	-	-	-	-	-	-	1	7											
SVK	-	-	-	1	-	-	-	-	0	5	NOR	-	-	1	-	-	-	-	-	1	6											
Totals	-	1	1	1	-	-	-	-	2	18	SWE	-	-	1	-	-	-	-	-	1	6											
3. Breakdown of Yugoslav placings:											FIN	-	-	-	1	-	-	-	-	1	0	6										
SRB	-	-	-	-	-	1	-	-	0	3	CHI	-	-	-	-	1	-	-	-	0	3											
Women	Gold	Silver	Bronze	4th	5th	6th	7th	8th	Medals	Points	CIV	-	-	-	-	1	-	-	-	0	3											
URS ¹	3	2	3	3	1	-	-	1	8	76	Totals	24	24	24	24	24	22	14	13	72	827											
GDR	5	3	-	1	-	-	-	-	8	66	1. Breakdown of USSR placings:																					
BUL	1	2	2	-	1	-	-	1	5	39	RUS	4	3	-	2	1	1	1	-	7	72											
											UKR	-	-	2	1	-	-	-	1	2	18											

1991	Gold	Silver	Bronze	4th	5th	6th	7th	8th	Medals	Points	1991	Gold	Silver	Bronze	4th	5th	6th	7th	8th	Medals	Points										
KAZ	-	-	-	-	-	-	1	-	0	2	AUS	-	1	-	-	-	1	-	-	1	10										
Totals	8	6	3+1=	5	4	2+1=	2	1	18	184	POR	-	-	-	1	1	-	-	-	0	9										
2. Breakdown of Czechoslovakian placings:											TCH ²	-	1	-	-	-	-	-	1	1	8										
CZE	-	1	-	-	-	1	-	-	1	10	ITA	-	-	1	-	-	-	1	-	1	8										
SVK	-	-	-	-	-	-	-	1	0	1	FIN	-	-	-	-	1	1	-	1	0	8										
Totals	-	1	-	-	-	1	-	1	1	11	BUL	-	-	1	-	-	-	1=	-	1	6.5										
3. Breakdown of Yugoslav placings:											SUI	-	-	1	-	-	-	-	-	1	6										
SRB	-	-	1	-	-	-	-	-	0	9	GBR	-	-	-	-	1	-	1	-	0	6										
Men	Gold	Silver	Bronze	4	5	6	7	8	Medals	Points	YUG ³	-	-	-	1	-	-	-	-	0	5										
URS ¹	3	3	1+1=	-	2	1	2	-	8	71.5	BAH	-	-	-	-	1	-	-	-	-	0	4									
USA	3	1	1	4	1	1+1=	-	2	5	68.5	CAN	-	-	-	-	1	-	-	-	-	0	4									
ESP	-	2	1	1	2	-	2	-	3	37	NED	-	-	-	-	-	1	-	-	-	0	4									
GER	2	-	-	-	2	-	3	2	2	32	POL	-	-	-	-	-	1=	-	-	-	0	2.5									
GBR	-	2	2	-	-	-	-	-	4	26	BRA	-	-	-	-	-	-	-	-	1=	0	0.5									
CUB	-	1	1=	1	1	1	-	-	2	24.5	Totals	13	13	13	13	13	11+2=	8	8+2=	39	453										
ITA	-	1	2	-	-	-	1	-	3	21	1. Breakdown of USSR placings:																				
CAN	-	-	2	1	-	-	-	1	2	18	RUS	3	2	2	1	2	1=	-	1	7	66.5										
KEN	1	1	-	-	-	-	-	-	2	15	UKR	2	-	-	2	-	1	-	-	2	29										
JAM	1	-	-	-	1	1	-	-	1	15	BLR	-	-	-	2	-	-	-	-	0	10										
IRL	1	-	-	1	-	-	-	-	1	14	URS	-	1	-	-	-	-	-	-	-	1	7									
FRA	-	-	1	-	-	2	-	-	1	12	Totals	5	3	2	5	2	1+1=	-	1	10	112.5										
AUT	-	1	-	-	1	-	-	-	1	11	2. Breakdown of Czechoslovakian placings:																				
SWE	-	1	-	-	1	-	-	-	1	9	CZE	-	1	-	-	-	-	-	-	-	1	7									
ROU	-	-	-	-	1	1=	1	-	0	8.5	SVK	-	-	-	-	-	-	-	1	0	1										
ALG	1	-	-	-	-	-	-	-	1	8	Totals	-	1	-	-	-	-	-	-	1	1	8									
BUL	1	-	-	-	-	-	-	-	1	8	3. Breakdown of Yugoslav placings:																				
SUI	1	-	-	-	-	-	-	-	1	8	SRB	-	-	-	1	-	-	-	-	-	0	5									
MAR	-	1	-	-	-	-	-	1	1	8	<hr/>																				
CHN	-	-	-	1	-	1	-	-	0	8	TORONTO 1993																				
POL	-	1	-	-	-	-	-	-	1	7	<hr/>																				
NGR	-	-	1	-	-	-	-	-	1	6	OVERALL																				
POR	-	-	1	-	-	-	-	-	1	6	Gold	Silver	Bronze	4	5	6	7	8	Medals	Points											
AUS	-	-	-	1	-	-	-	1	0	6	USA	8	4	5	3	3	5	1=	4	17	169.5										
DEN	-	-	-	1	-	-	-	-	0	5	RUS	6	4	3	6	2	-	1	-	13	134										
GRE	-	-	-	1	-	-	-	-	0	5	GER	-	3	2	4	2	1	2	3	5	71										
ISL	-	-	-	1	-	-	-	-	0	5	CAN	2	2	1	2	2	-	1	1	5	57										
NED	-	-	-	-	1	-	-	-	0	4	UKR	1	-	4	3	1	2	-	-	5	57										
NOR	-	-	-	-	1	-	-	-	0	4	CUB	2	-	1	2	3	1	3+1=	1	3	55.5										
YUG ²	-	-	-	-	1	-	-	-	0	4	ROU	2	2	-	1	2	2	1	1	4	52										
CHI	-	-	-	-	-	1	-	-	0	3	GBR	2	2	1	1=	-	2	-	-	5	46.5										
HUN	-	-	-	-	-	1	-	-	0	3	FRA	1	1	2	-	1	2	-	1	4	38										
TCH ³	-	-	-	-	-	1	-	-	0	3	AUS	-	3	1	-	2	-	-	-	4	35										
TTO	-	-	-	-	-	1	-	-	0	3	ITA	1	-	1	1	1	2	1	-	2	31										
BAH	-	-	-	-	-	-	1	0	1	JAM	2	-	-	-	-	2	-	-	-	2	24										
RWA	-	-	-	-	-	-	-	1	0	1	ESP	-	-	1	1	1	2	-	-	1	21										
Totals	14	14	13+2=	13	14	12+2=	9	10	43	489	POL	-	2	-	1	-	-	-	2	19											
1. Breakdown of USSR placings:											BUL	1	-	-	-	1	1	-	-	1	15										
RUS	1	1	1=	-	-	1	1	-	3	25.5	SWE	-	1	-	-	-	2	-	2	1	15										
BLR	1	-	1	-	1	-	-	-	2	18	SUI	1	-	1	-	-	-	-	-	2	14										
UKR	1	-	-	-	-	-	-	-	1	8	LAT	-	1	-	-	1	-	-	-	1	11										
LAT	-	1	-	-	-	-	-	-	1	7	CHN	-	-	1	-	-	1	1	-	1	11										
UZB	-	-	-	-	-	-	-	-	1	7	FIN	-	-	-	1	1	-	1	-	0	11										
URS	-	-	-	-	1	-	-	-	0	4	NED	-	-	-	1	-	1	1	-	0	10										
KAZ	-	-	-	-	-	-	1	-	0	2	BEL	-	-	-	1	-	1	-	1	0	9										
Totals	3	3	1+1=	-	2	1	2	-	8	71.5	IRL	1	-	-	-	-	-	-	-	1	8										
2. Breakdown of Yugoslav placings:											MOZ	1	-	-	-	-	-	-	-	1	8										
SRB	-	-	-	-	1	-	-	-	0	4	BDI	-	1	-	-	-	-	-	-	-	1	7									
3. Breakdown of Czechoslovakian placings:											BRA	-	1	-	-	-	-	-	-	1	7										
CZE	-	-	-	-	-	1	-	-	0	3	KAZ	-	1	-	-	-	-	-	-	-	1	7									
Women	Gold	Silver	Bronze	4	5	6	7	8	Medals	Points	NAM	-	1	-	-	-	-	-	-	1	7										
URS ¹	5	3	2	5	2	1+1=	-	1	10	112.5	NGR	-	1	-	-	-	-	-	-	-	1	7									
GER	4	1	2	2	-	3	-	-	7	70	TTO	-	1	-	-	-	-	-	-	-	1	7									
ROU	-	2	3	1	-	2	-	-	5	43	BLR	-	-	1	-	-	-	-	1	1	7										
USA	1	-	1	2	1	1	4	3	2	42	BER	-	-	1	-	-	-	-	-	-	1	6									
FRA	1	1	-	-	2	1	-	-	2	26	CRO	-	-	1	-	-	-	-	-	-	1	6									
CHN	1	2	-	-	-	-	1	-	3	24	JPN	-	-	1	-	-	-	-	-	-	1	6									
CUB	-	-	2	-	2	-	-	1	2	21	OAT	-	-	1	-	-	-	-	-	-	1	6									
ESP	-	1	-	1	-	1	1	-	1	17	POR	-	-	-	-	-	-	3	-	-	0	6									
JAM	1	1	-	-	-	-	-	1	2	16	BAH	-	-	-	1=	-	-	-	-	-	0	4.5									
											DEN	-	-	-	-	1	-	-	-	-	0	4									
											HUN	-	-	-	-	1	-	-	-	-	0	4									
											CIV	-	-	-	-	-	1	-	-	-	0	3									

1995	Gold	Silver	Bronze	4th	5th	6th	7th	8th	Medals	Points	1997	Gold	Silver	Bronze	4th	5th	6th	7th	8th	Medals	Points
UKR	1	-	-	-	1	-	-	-	1	12	CZE	1	-	2	1	1	-	-	-	3	29
RUS	-	-	1	-	1	-	1=	-	1	11.5	GRE	2	1	-	-	1	-	-	1	3	28
FIN	1	-	-	-	-	1	-	-	1	11	POL	-	-	2	2	-	1=	-	-	2	24.5
KEN	-	1	-	-	-	1	-	-	1	10	MAR	1	1	1	-	-	-	-	1	3	22
YUG ¹	-	-	1	-	-	1	-	-	1	9	ROU	1	-	-	2	-	1	-	-	1	21
JAM	1	-	-	-	-	-	-	-	-	8	ITA	1	-	-	1	-	-	2	-	1	17
KAZ	-	1	-	-	-	-	-	1	1	8	KEN	-	1	1	-	1	-	-	-	2	17
GRE	-	1	-	-	-	-	-	-	1	7	POR	-	-	1	2	-	-	-	-	1	16
NGR	-	1	-	-	-	-	-	-	1	7	CHN	-	-	1	1	1	-	-	1	1	16
CHI	-	-	1	-	-	-	-	-	1	6	ESP	-	-	-	-	3	-	-	1=	0	12.5
JPN	-	-	1	-	-	-	-	-	1	6	CAN	-	-	-	1	1	1	-	-	0	12
RSA	-	-	1=	-	-	-	-	-	1	5.5	ETH	1	-	-	-	-	-	1	1	1	11
AUT	-	-	-	1	-	-	-	-	0	5	AUS	-	1	-	-	1	-	-	-	-	11
IRL	-	-	-	1	-	-	-	-	0	5	NOR	-	-	1	-	-	-	2	1=	1	10.5
POR	-	-	-	1	-	-	-	-	0	5	BUL	1	-	-	-	-	-	-	-	1	9
QAT	-	-	-	1	-	-	-	-	0	5	JPN	-	-	1	-	-	1	-	-	1	9
KOR	-	-	-	-	1	-	-	-	0	4	DEN	1	-	-	-	-	-	-	-	1	8
ROU	-	-	-	-	1	-	-	-	0	4	KAZ	1	-	-	-	-	-	-	-	1	8
ISL	-	-	-	-	-	1	-	-	0	3	MOZ	1	-	-	-	-	-	-	-	1	8
NZL	-	-	-	-	-	1	-	-	0	3	IRL	-	1	-	-	-	-	1	1	8	8
AUS	-	-	-	-	-	-	1	1	0	3	RSA	-	-	-	1	-	1	-	-	0	8
BEL	-	-	-	-	-	-	1	-	0	2	BAH	-	1	-	-	-	-	-	-	1	7
EST	-	-	-	-	-	-	1	-	0	2	BLR	-	1	-	-	-	-	-	-	1	7
CHN	-	-	-	-	-	-	-	1	0	1	EST	-	1	-	-	-	-	-	-	1	7
Totals	14	14	13+2=	13	11+2=	11	9+2=	9	43	478	ISL	-	-	1	-	-	-	-	1	1	7

1. Breakdown of Yugoslav placings:

SRB	-	-	1	-	-	1	-	-	1	9
-----	---	---	---	---	---	---	---	---	---	---

Women Gold Silver Bronze 4 5 6 7 8 Medals Points

RUS	5	2	2	2	3	-	-	-	9	88
USA	1	3	3	1	1	1	2	1	7	64
GER	2	1	3	1	-	2	-	-	6	52
JAM	1	1	-	1	1	2	1	-	2	32
CHN	-	-	1	1	2	-	1	-	1	21
BUL	-	1	1	-	1	-	-	-	2	17
CUB	1	-	-	1	-	1	-	-	1	16
ROU	1	-	-	1	-	1	1	1	1	15
AUS	1	-	-	1	-	-	-	-	1	13
SLO	-	1	1	-	-	-	-	-	2	13
CZE	-	1	-	1	-	-	-	-	1	12
GBR	-	-	-	1	1	-	1	1	0	12
NED	-	-	-	-	2	1	-	1	0	12
BLR	-	-	-	1	-	1	1	-	0	10
ESP	-	-	1	-	1	-	-	-	1	9
FRA	-	-	-	1	-	1	-	1	0	9
MOZ	1	-	-	-	-	-	-	-	1	8
BAH	-	1	-	-	-	-	-	-	1	7
KAZ	-	1	-	-	-	-	-	-	1	7
POR	-	1	-	-	-	-	-	-	1	7
SUR	-	-	1	-	-	-	-	-	1	6
ITA	-	-	-	1	-	-	-	-	0	5
UKR	-	-	-	-	-	1	1	-	0	5
DEN	-	-	-	-	1	-	-	-	0	4
CAN	-	-	-	-	-	1	-	-	0	3
MAR	-	-	-	-	-	-	1	-	0	2
ARG	-	-	-	-	-	-	-	1	0	1
AUT	-	-	-	-	-	-	-	1	0	1
MAD	-	-	-	-	-	-	-	1	0	1
Totals	13	13	13	13	13	12	9	8	39	452

PARIS 1997

OVERALL

	Gold	Silver	Bronze	4	5	6	7	8	Medals	Points
USA	6	2	6+1=	3	3	2	2	-	15	140.5
RUS	3	1	4	1	2	6	1	-	8	88
GER	1	3	1	5	4	1	1	1=	5	81.5
JAM	1	5	-	2	1	-	-	-	6	57
CUB	3	2	-	-	1	1	-	-	5	45
NGR	1	1	2	1	2	-	-	-	4	40
UKR	2	2	-	-	1	-	1	1	4	37
GBR	-	3	-	1	-	2+1=	-	-	3	34.5
FRA	-	1	2+1=	-	1	-	2	2	4	34.5

SWE	-	-	-	-	-	1	1	1+1=	0	6.5
YUG ¹	-	-	1	-	-	-	-	-	1	6
BER	-	-	-	1	-	-	-	-	0	5
CRO	-	-	-	1	-	-	-	-	0	5
SUR	-	-	-	1	-	-	-	-	0	5
AUT	-	-	-	-	1	-	-	-	0	4
NED	-	-	-	-	1	-	-	-	0	4
NZL	-	-	-	-	1	-	-	-	0	4
SVK	-	-	-	-	1	-	-	-	0	4
FIN	-	-	-	-	1	-	-	1	0	4
ISR	-	-	-	-	1	-	-	-	0	3
LAT	-	-	-	-	1	-	-	-	0	3
LTU	-	-	-	-	1	-	-	-	0	3
SLE	-	-	-	-	1	-	-	-	0	3
TUN	-	-	-	-	1	-	-	-	0	3
HUN	-	-	-	-	-	1	1	0	3	3
SLO	-	-	-	-	-	-	1	-	0	2
Totals	28	28	27+2=	27	28	23+2=	15	13+4=	85	959

1. Breakdown of Yugoslav placings:

SRB	-	-	1	-	-	-	-	-	1	6
-----	---	---	---	---	---	---	---	---	---	---

Men Gold Silver Bronze 4 5 6 7 8 Medals Points

USA	3	1	4	3	2	1	1	-	8	83
CUB	3	2	-	-	-	-	-	-	5	38
GER	-	1	-	3	2	-	1=	-	1	30.5
RUS	-	1	2	1	-	1	-	-	3	27
JAM	-	2	-	1	1	-	-	-	2	23
MAR	1	1	1	-	-	-	-	1	3	22
NGR	1	-	2	-	-	-	-	-	3	20
GBR	-	2	-	-	-	1+1=	-	-	2	19.5
KEN	-	1	1	-	1	-	-	-	2	17
GRE	1	1	-	-	-	-	-	1	2	16
UKR	1	1	-	-	-	-	-	-	2	15
FRA	-	-	1	-	1	-	1	-	1	12
ETH	1	-	-	-	-	-	1	-	1	10
JPN	-	-	1	-	-	1	-	-	1	9
CAN	-	-	-	1	1	-	-	-	0	9
ESP	-	-	-	-	2	-	-	1=	0	8.5
CZE	1	-	-	-	-	-	-	-	1	8
DEN	1	-	-	-	-	-	-	-	1	8
KAZ	1	-	-	-	-	-	-	-	1	8
RSA	-	-	-	1	-	1	-	-	0	8
POL	-	-	-	1	-	1=	-	-	0	7.5
EST	-	1	-	-	-	-	-	-	1	7
ITA	-	-	-	1	-	-	1	-	0	7
ISL	-	-	1	-	-	-	-	-	1	6
YUG ¹	-	-	1	-	-	-	-	-	1	6
BER	-	-	-	1	-	-	-	-	0	5
CRO	-	-	-	1	-	-	-	-	0	5
NOR	-	-	-	-	-	-	2	1=	0	4.5
AUS	-	-	-	-	1	-	-	-	0	4

1997	Gold	Silver	Bronze	4th	5th	6th	7th	8th	Medals	Points
AUT	-	-	-	-	1	-	-	-	0	4
NED	-	-	-	-	1	-	-	-	0	4
SVK	-	-	-	-	1	-	-	-	0	4
FIN	-	-	-	-	-	1	-	1	0	4
SWE	-	-	-	-	-	1	-	1=	0	3.5
ISR	-	-	-	-	1	-	-	-	0	3
LAT	-	-	-	-	-	1	-	-	0	3
TUN	-	-	-	-	-	1	-	-	0	3
SLO	-	-	-	-	-	-	1	-	0	2
HUN	-	-	-	-	-	-	-	1	0	1
IRL	-	-	-	-	-	-	-	1	0	1
Totals	14	14	14	14	14	10+2=	7	5+4=	42	476

1. Breakdown of Yugoslav placing:

SRB	-	-	1	-	-	-	-	-	1	6
-----	---	---	---	---	---	---	---	---	---	---

Women	Gold	Silver	Bronze	4	5	6	7	8	Medals	Points
RUS	3	-	2	-	2	5	1	-	5	61
USA	3	1	2+1=	-	1	1	1	-	7	57.5
GER	1	2	1	2	2	1	1	-	4	51
JAM	1	3	-	1	-	-	-	-	4	34
FRA	-	1	1+1=	-	-	-	1	2	3	22.5
UKR	1	1	-	-	1	-	1	1	2	22
ROU	1	-	-	2	-	1	-	-	1	21
CZE	-	-	2	1	1	-	-	-	2	21
NGR	-	1	-	1	2	-	-	-	1	20
POL	-	-	2	1	-	-	-	-	2	17
POR	-	-	1	2	-	-	-	-	1	16
CHN	-	-	1	1	1	-	-	1	1	16
GBR	-	1	-	1	-	1	-	-	1	15
GRE	1	-	-	-	1	-	-	-	1	12
ITA	1	-	-	-	-	-	1	-	1	10
BUL	1	-	-	-	-	-	-	1	1	9
MOZ	1	-	-	-	-	-	-	-	1	8
AUS	-	1	-	-	-	-	-	-	1	7
BAH	-	1	-	-	-	-	-	-	1	7
BLR	-	1	-	-	-	-	-	-	1	7
IRL	-	1	-	-	-	-	-	-	1	7
CUB	-	-	-	-	1	1	-	-	0	7
NOR	-	-	1	-	-	-	-	-	1	6
SUR	-	-	-	1	-	-	-	-	0	5
ESP	-	-	-	-	1	-	-	-	0	4
NZL	-	-	-	-	1	-	-	-	0	4
CAN	-	-	-	-	-	1	-	-	0	3
LTU	-	-	-	-	-	1	-	-	0	3
SLE	-	-	-	-	-	-	1	-	0	3
SWE	-	-	-	-	-	-	1	1	0	3
HUN	-	-	-	-	-	-	1	-	0	2
ETH	-	-	-	-	-	-	-	1	0	1
ISL	-	-	-	-	-	-	-	1	0	1
Totals	14	14	13+2=	13	14	13	8	8	43	483

MAEBASHI 1999

OVERALL

	Gold	Silver	Bronze	4	5	6	7	8	Medals	Points
USA	3	8	8	3	1	3	-	4	19	160
RUS	3	3	1	2	1	4	3	2	7	85
GER	3	-	3+1=	2	1	2+1=	-	1	7	71
ROU	3	1	-	1	2	1	-	1	4	48
CZE	1	1	2	1	-	1+1=	1	-	4	39
GBR	3	-	2	-	-	-	1	-	5	38
POL	1	2	2	-	1	-	-	-	5	38
JAM	-	-	-	1	5	2	1	-	0	33
ESP	-	1	1	1+1=	1	-	2	1	2	31.5
BUL	1	1	1	1	-	1	1	-	3	31
CUB	2	-	-	1	-	2	1	-	2	29
NGR	-	2	-	1	2	-	1	-	2	29
FRA	1	-	-	1	1	2+1=	-	1	1	25.5
ETH	2	-	1	-	-	-	-	1	3	23
HUN	-	-	1+1=	1	1	-	1	-	2	22.5
AUS	-	1	-	1	1	1	1	-	1	21
KEN	-	2	-	1	-	-	-	-	2	19

1999	Gold	Silver	Bronze	4th	5th	6th	7th	8th	Medals	Points
GRE	1	-	-	1	1	-	-	-	1	17
UKR	1	-	1	-	-	1=	-	-	2	16
BAH	-	-	1	2	-	-	-	-	1	16
JPN	-	-	-	-	2	1	1	3	0	16
MAR	-	1	-	-	1	-	1	-	1	13
CAN	-	-	2	-	-	-	-	1	2	13
KAZ	1	-	-	1=	-	-	-	-	1	12.5
ISL	-	1	-	-	1	-	-	-	1	11
MEX	-	-	1	1	-	-	-	-	1	11
SLO	-	-	-	2	-	-	-	-	0	10
NAM	1	-	-	-	-	-	-	-	1	8
RSA	1	-	-	-	-	-	-	-	1	8
ITA	-	-	-	1	-	1	-	-	0	8
BAR	-	1	-	-	-	-	-	-	1	7
DEN	-	1	-	-	-	-	-	-	1	7
EST	-	1	-	-	-	-	-	-	1	7
MOZ	-	1	-	-	-	-	-	-	1	7
SWE	-	-	-	-	1	1=	-	-	0	6
CHN	-	-	-	-	-	1	1	1	0	6
LTU	-	-	-	1	-	-	-	-	0	5
SVK	-	-	-	-	1	-	-	1	0	5
AUT	-	-	-	-	-	1	1	-	0	5
FIN	-	-	-	-	1	-	-	-	0	4
IRL	-	-	-	-	1	-	-	-	0	4
POR	-	-	-	-	1	-	-	-	0	4
ARM	-	-	-	-	-	1	-	-	0	3
TUN	-	-	-	-	-	1	-	-	0	3
ZIM	-	-	-	-	-	1	-	-	0	3
ISR	-	-	-	-	-	-	1	-	0	2
BLR	-	-	-	-	-	-	-	1	0	1
Totals	28	28	27+2=	26+2=	27	26+5=	18	17	85	982

Men	Gold	Silver	Bronze	4	5	6	7	8	Medals	Points
USA	2	6	3	1	-	2	-	2	11	89
GER	1	-	3	1	-	1+1=	-	-	4	36.5
GBR	2	-	2	-	-	-	1	-	4	30
ESP	-	1	1	1+1=	1	-	-	1	2	27.5
CUB	2	-	-	1	-	1	-	-	2	24
ETH	2	-	1	-	-	-	-	-	3	22
POL	1	1	-	-	1	-	-	-	2	19
KEN	-	2	-	1	-	-	-	-	2	19
UKR	1	-	1	-	-	1=	-	-	2	16
JAM	-	-	-	1	2	1	-	-	0	16
FRA	1	-	-	-	-	1+1=	-	-	1	13.5
HUN	-	-	1	1	-	-	1	-	1	13
CZE	-	-	1	1	-	1=	-	-	1	13
RUS	-	1	-	-	-	1	1	-	1	12
JPN	-	-	-	-	2	-	1	1	0	11
NGR	-	-	-	1	1	-	-	-	0	9
NAM	1	-	-	-	-	-	-	-	1	8
RSA	1	-	-	-	-	-	-	-	1	8
ITA	-	-	-	1	-	1	-	-	0	8
ROU	-	-	-	-	1	1	-	1	0	8
BAR	-	1	-	-	-	-	-	-	1	7
DEN	-	1	-	-	-	-	-	-	1	7
EST	-	1	-	-	-	-	-	-	1	7
AUS	-	-	-	1	-	-	1	-	0	7
MEX	-	-	1	-	-	-	-	-	1	6
SWE	-	-	-	-	1	1=	-	-	0	6
BAH	-	-	-	1	-	-	-	-	0	5
SLO	-	-	-	1	-	-	-	-	0	5
KAZ	-	-	-	1=	-	-	-	-	0	4.5
FIN	-	-	-	-	1	-	-	-	0	4
IRL	-	-	-	-	1	-	-	-	0	4
ISL	-	-	-	-	1	-	-	-	0	4
POR	-	-	-	-	1	-	-	-	0	4
ARM	-	-	-	-	-	1	-	-	0	3
TUN	-	-	-	-	-	1	-	-	0	3
ZIM	-	-	-	-	-	1	-	-	0	3
AUT	-	-	-	-	-	-	1	-	0	2
ISR	-	-	-	-	-	-	1	-	0	2
MAR	-	-	-	-	-	-	1	-	0	2
BLR	-	-	-	-	-	-	-	1	0	1
CAN	-	-	-	-	-	-	-	1	0	1
SVK	-	-	-	-	-	-	-	1	0	1
Totals	14	14	14	13+2=	13	12+5=	8	8	42	491

1999	Gold	Silver	Bronze	4th	5th	6th	7th	8th	Medals	Points	2001	Gold	Silver	Bronze	4th	5th	6th	7th	8th	Medals	Points	
Women	Gold	Silver	Bronze	4	5	6	7	8	Medals	Points	MDA	-	-	-	1	-	-	-	-	-	0	5
RUS	3	2	1	2	1	3	2	2	6	73	SRI	-	-	-	1	-	-	-	-	-	0	5
USA	1	2	5	2	1	1	-	2	8	71	TAN	-	-	-	1	-	-	-	-	-	0	5
ROU	3	1	-	1	1	-	-	-	4	40	ISR	-	-	-	1=	-	-	-	-	-	0	4.5
GER	2	-	1=	1	1	1	-	1	3	34.5	BOT	-	-	-	-	1	-	-	-	-	0	4
BUL	1	1	1	1	-	1	1	-	3	31	EST	-	-	-	-	1	-	-	-	-	0	4
CZE	1	1	1	-	-	1	1	-	3	26	IRL	-	-	-	-	-	-	2	-	-	0	4
NGR	-	2	-	-	1	-	1	-	2	20	LAT	-	-	-	-	-	-	-	1	2	0	4
POL	-	1	2	-	-	-	-	-	3	19	HUN	-	-	-	-	1=	-	-	-	-	0	3.5
GRE	1	-	-	1	1	-	-	-	1	17	TUR	-	-	-	-	-	1	-	-	-	0	3
JAM	-	-	-	-	3	1	1	-	0	17	GRE	-	-	-	-	-	-	1	-	-	0	2
AUS	-	1	-	-	1	1	-	-	1	14	HAI	-	-	-	-	-	-	1	-	-	0	2
CAN	-	-	2	-	-	-	-	-	2	12	SVK	-	-	-	-	-	-	-	1	-	0	2
FRA	-	-	-	1	1	1	-	-	0	12	UGA	-	-	-	-	-	-	-	-	1	0	1
MAR	-	1	-	-	1	-	-	-	1	11	Totals	28	27+2=	27	26+2=	24+4=	22	20	17	84	960	
BAH	-	-	1	1	-	-	-	-	1	11	Men	Gold	Silver	Bronze	4	5	6	7	8	Medals	Points	
HUN	-	-	1=	-	1	-	-	-	1	9.5	USA	5	4	-	2	1	2	-	-	9	88	
GBR	1	-	-	-	-	-	-	-	1	8	GBR	1	2	1	2	2	-	-	-	4	46	
KAZ	1	-	-	-	-	-	-	-	1	8	RUS	1	1	1	1=	-	-	2	1	3	30.5	
ISL	-	1	-	-	-	-	-	-	1	7	CUB	1	1	-	1	1+1=	-	1	-	2	29.5	
MOZ	-	1	-	-	-	-	-	-	1	7	ESP	-	1	2	1	-	1	-	-	3	27	
CHN	-	-	-	-	1	1	1	1	0	6	SWE	1	-	1	1	-	-	-	-	2	19	
LTU	-	-	1	-	-	-	-	-	0	5	KEN	-	-	1	2	-	1	-	-	1	19	
MEX	-	-	-	1	-	-	-	-	0	5	JAM	-	-	2	1	-	-	-	-	2	17	
SLO	-	-	1	-	-	-	-	-	0	5	POR	1	-	1	-	-	-	1	-	2	16	
CUB	-	-	-	-	1	1	-	-	0	5	AUS	-	-	1	1	1	-	-	1	1	16	
JPN	-	-	-	-	1	-	2	0	5	ITA	1	-	-	-	1	1	-	-	-	1	15	
SVK	-	-	-	-	1	-	-	-	0	4	RSA	-	1	1	-	-	-	1	-	2	15	
ESP	-	-	-	-	-	-	2	-	0	4	MAR	1	-	-	-	1	-	-	-	1	12	
AUT	-	-	-	-	-	1	-	-	0	3	CZE	1	-	-	-	-	1	-	1	1	12	
ETH	-	-	-	-	-	-	-	1	0	1	UKR	-	1	-	-	-	1	-	2	1	12	
Totals	14	14	13+2=	13	14	14	10	9	43	491	GER	-	-	-	1	1=	-	-	-	0	11.5	
											POL	1	-	-	-	-	1	-	-	1	11	
											BEL	-	1	-	-	-	-	-	-	-	1	7
											CAY	-	1	-	-	-	-	-	-	-	1	7
											ISL	-	1	-	-	-	-	-	-	-	1	7
											FRA	-	-	1	-	-	-	-	-	-	1	6
											NED	-	-	1	-	-	-	-	-	-	1	6
											SUI	-	-	1	-	-	-	-	-	-	1	6
											ETH	-	-	-	-	1	-	1	-	-	0	6
											FIN	-	-	-	1	-	-	-	-	-	0	5
											ISR	-	-	-	1=	-	-	-	-	-	0	4.5
											BOT	-	-	-	-	1	-	-	-	-	0	4
											BUL	-	-	-	-	1	-	-	-	-	0	4
											EST	-	-	-	-	1	-	-	-	-	0	4
											NGR	-	-	-	-	1	-	-	-	-	0	4
											AUT	-	-	-	-	-	1	-	-	-	0	3
											GRE	-	-	-	-	-	-	1	-	-	0	2
											HAI	-	-	-	-	-	-	1	-	-	0	2
											IRL	-	-	-	-	-	-	-	1	-	0	2
											SVK	-	-	-	-	-	-	1	-	-	0	2
											BLR	-	-	-	-	-	-	-	-	1	0	1
											LAT	-	-	-	-	-	-	-	-	1	0	1
											UGA	-	-	-	-	-	-	-	-	1	0	1
											Totals	14	14	14	13+2=	12+2=	10	10	8	42	481	

LISBON 2001

OVERALL

	Gold	Silver	Bronze	4	5	6	7	8	Medals	Points	Women	Gold	Silver	Bronze	4	5	6	7	8	Medals	Points	
USA	7	6+1=	2	4	2	3	1	-	16	155.5	RUS	3	4+1=	4	1	3	1	1	-	12	104.5	
RUS	4	5+1=	5	1+1=	3	1	3	1	15	135	USA	2	2+1=	2	2	1	1	1	-	7	67.5	
JAM	2	2	2	1	-	-	-	-	1	6	JAM	2	2	-	-	-	-	-	-	1	4	31
GBR	1	2	1	2	2	-	-	-	1	4	GER	-	-	2	1	2	1	-	-	2	28	
ESP	-	1	3	2	-	1	2	-	4	42	BUL	1	-	1	-	2	1	-	-	-	2	25
GER	-	2	2	2+1=	2	-	-	-	2	39.5	BLR	1	1	1	-	-	1	-	-	-	3	24
CUB	1	1	-	1	2+1=	-	1	-	2	33.5	ROU	-	2	-	-	-	-	1	-	2	2	19
BUL	1	-	1	-	3	1	-	-	2	29	ESP	-	-	1	1	-	-	2	-	-	1	15
SWE	2	-	1	1	-	-	-	-	3	27	CZE	1	-	1	-	-	-	-	-	-	2	14
CZE	2	-	1	-	-	1	-	-	1	3	BAH	1	-	-	1	-	-	-	-	-	1	13
BLR	1	1	1	-	1	-	1	-	3	25	FRA	-	-	1	-	1	1	-	-	-	1	13
UKR	-	2	-	-	1=	-	2	2	22.5	UKR	-	1	-	-	1=	-	-	-	-	-	1	10.5
POR	1	-	1	1	-	-	1	-	2	21	CHN	-	-	-	-	1	-	3	-	-	0	10
MAR	2	-	-	-	1	-	-	-	2	20	SLO	-	-	-	-	-	2	1	1	0	9	
ITA	1	-	-	1	1	1	-	-	1	20	MAR	1	-	-	-	-	-	-	-	-	1	8
ROU	-	2	-	-	-	1	-	-	2	19	MOZ	1	-	-	-	-	-	-	-	-	1	8
FRA	-	-	2	-	1	1	-	-	2	19	SWE	1	-	-	-	-	-	-	-	-	1	8
KEN	-	-	1	2	-	1	-	-	1	19	AUT	-	1	-	-	-	-	-	-	-	1	7
AUS	-	-	1	1	1	1	-	-	1	19	CHA	-	-	-	-	-	-	-	-	-	0	5
POL	1	-	-	-	-	2	-	-	2	16	FIN	-	-	-	1	-	-	-	-	-	0	5
RSA	-	1	1	-	-	-	1	-	2	15	KAZ	-	-	-	1	-</						

2001	Gold	Silver	Bronze	4th	5th	6th	7th	8th	Medals	Points	
ITA	-	-	-	1	-	-	-	-	0	5	
KAZ	-	-	-	1	-	-	-	-	0	5	
MDA	-	-	-	1	-	-	-	-	0	5	
POR	-	-	-	1	-	-	-	-	0	5	
SRI	-	-	-	1	-	-	-	-	0	5	
TAN	-	-	-	1	-	-	-	-	0	5	
NGR	-	-	-	-	1	-	-	-	1	0	5
POL	-	-	-	-	-	1	-	-	2	0	5
CUB	-	-	-	-	1	-	-	-	-	0	4
HUN	-	-	-	-	1=	-	-	-	-	0	3.5
AUS	-	-	-	-	-	1	-	-	-	0	3
TUR	-	-	-	-	-	1	-	-	-	0	3
LAT	-	-	-	-	-	-	1	1	0	0	3
IRL	-	-	-	-	-	-	1	-	0	0	2
GBR	-	-	-	-	-	-	-	1	0	0	1
Totals	14	13+2=	13	13	12+2=	12	10	9	42	479	

BIRMINGHAM 2003

OVERALL

	Gold	Silver	Bronze	4	5	6	7	8	Medals	Points	
USA	9	3	3	1	3	-	1	-	15	130	
RUS	5	5	2	4	2	2	1	-	12	123	
GBR	2	3	1+1=	4	2	1	-	-	1	7	80.5
ESP	1	4	1	2	1=	1	-	-	1	6	59.5
UKR	-	1	1	1	4+1=	-	1	2	2	2	41.5
FRA	2	-	1	1	1	1	1	3	1	3	41
GER	1	1	2	1	1	1	-	-	4	4	39
SWE	4	-	-	-	-	-	-	3	-	4	38
BLR	-	2	1	-	1	1	3	-	3	3	33
JAM	1	1	1	1	-	1	-	-	3	29	
ETH	2	-	1	-	1	-	-	-	3	26	
KEN	-	1	2	1	-	-	1	-	3	26	
CUB	-	1	1	1	-	1	-	-	2	21	
SLO	-	-	1	2	-	-	-	-	1	16	
MAR	-	-	1	1	1	-	-	1	1	16	
NED	-	-	1	-	1	2	-	-	1	16	
POL	-	-	2	-	-	1=	-	-	2	14.5	
CMR	-	2	-	-	-	-	-	-	2	14	
BAH	-	1	1	-	-	-	-	-	2	13	
CZE	-	-	1	-	1	1	-	-	1	13	
IRL	-	-	1=	-	1	1	-	-	1	12.5	
AUT	-	1	-	1	-	-	-	-	1	12	
AUS	-	-	-	-	1	2	1	-	0	12	
FIN	-	-	-	1	-	1	1	-	0	10	
ITA	-	-	-	-	2	-	-	2	0	10	
BRA	-	-	1	-	-	1	-	-	1	9	
MOZ	1	-	-	-	-	-	-	-	1	8	
DEN	-	1	-	-	-	-	-	1	1	8	
SKN	-	1	-	-	-	-	-	-	1	7	
GRE	-	-	-	-	1	1	-	-	0	7	
CHN	-	-	1	-	-	-	-	-	1	6	
SEN	-	-	1	-	-	-	-	-	1	6	
ROU	-	-	-	-	-	1	-	3	0	6	
BUL	-	-	-	-	-	1+1=	-	-	0	5.5	
CAY	-	-	-	1	-	-	-	-	0	5	
CRO	-	-	-	1	-	-	-	-	0	5	
ISL	-	-	-	1	-	-	-	-	0	5	
YUG1	-	-	-	1	-	-	-	-	0	5	
HUN	-	-	-	-	1	-	-	1	0	5	
CAN	-	-	-	-	1	-	-	-	0	4	
POR	-	-	-	-	1	-	-	-	0	4	
LAT	-	-	-	-	-	1	-	-	0	3	
ALG	-	-	-	-	-	-	-	1	0	2	
IND	-	-	-	-	-	-	1	-	0	2	
SVK	-	-	-	-	-	-	1	-	0	2	
NGR	-	-	-	-	-	-	-	1	0	1	
RSA	-	-	-	-	-	-	-	1	0	1	
Totals	28	28	27+2=	26	26+2=	21+2=	18	15	85	953	

1. Breakdown of Yugoslav placing:

SRB	-	-	-	1	-	-	-	-	0	5
-----	---	---	---	---	---	---	---	---	---	---

2003	Gold	Silver	Bronze	4th	5th	6th	7th	8th	Medals	Points	
USA	6	2	1	-	2	-	-	-	9	76	
GBR	1	2	1+1=	2	1	-	-	1	5	48.5	
ESP	1	2	-	2	-	-	-	1	3	33	
KEN	-	1	2	1	-	-	1	-	3	26	
RUS	-	2	-	1	-	1	1	-	2	24	
FRA	1	-	-	1	-	1	3	-	1	22	
SWE	2	-	-	-	-	-	2	-	2	20	
CUB	-	1	1	1	-	-	-	-	2	18	
NED	-	-	1	-	1	2	-	-	1	16	
GER	1	1	-	-	-	-	-	-	2	15	
UKR	-	-	1	-	2	-	-	1	1	15	
CZE	-	-	1	-	1	1	-	-	1	13	
IRL	-	-	1=	-	1	1	-	-	1	12.5	
ETH	1	-	-	-	1	-	-	-	1	12	
FIN	-	-	-	1	-	1	1	-	0	10	
AUS	-	-	-	-	1	2	-	-	0	10	
JAM	1	-	-	-	-	-	-	-	1	8	
DEN	-	1	-	-	-	-	-	1	1	8	
BLR	-	-	1	-	-	-	1	-	1	8	
CMR	-	1	-	-	-	-	-	-	1	7	
SKN	-	1	-	-	-	-	-	-	1	7	
BAH	-	-	1	-	-	-	-	-	1	6	
CHN	-	-	1	-	-	-	-	-	1	6	
MAR	-	-	1	-	-	-	-	-	1	6	
POL	-	-	1	-	-	-	-	-	1	6	
ISL	-	-	-	1	-	-	-	-	0	5	
SLO	-	-	-	1	-	-	-	-	0	5	
YUG1	-	-	-	1	-	-	-	-	0	5	
ITA	-	-	-	-	1	-	-	-	1	0	5
CAN	-	-	-	-	1	-	-	-	-	0	4
HUN	-	-	-	-	-	1	-	-	-	0	4
BRA	-	-	-	-	-	-	1	-	-	0	3
BUL	-	-	-	-	-	1	-	-	-	0	3
LAT	-	-	-	-	-	-	1	-	-	0	3
SVK	-	-	-	-	-	-	-	1	-	0	2
NGR	-	-	-	-	-	-	-	-	1	0	1
ROU	-	-	-	-	-	-	-	-	1	0	1
RSA	-	-	-	-	-	-	-	-	1	0	1
Totals	14	14	13+2=	12	13	12	10	8	43	475	

1. Breakdown of Yugoslav placing:

SRB	-	-	-	1	-	-	-	-	0	5
-----	---	---	---	---	---	---	---	---	---	---

Women	Gold	Silver	Bronze	4	5	6	7	8	Medals	Points	
RUS	5	3	2	3	2	1	-	-	10	99	
USA	3	1	2	1	1	-	1	-	6	54	
GBR	1	1	-	2	1	1	-	-	2	32	
ESP	-	2	1	-	1=	1	-	-	3	26.5	
UKR	-	1	-	1	2+1=	-	1	1	1	21.5	
BLR	-	2	-	-	1	1	2	-	2	25	
GER	-	-	2	1	1	1	-	-	2	24	
JAM	-	1	1	1	-	1	-	-	2	21	
FRA	1	-	1	-	1	-	-	1	2	19	
SWE	2	-	-	-	-	-	1	-	2	18	
ETH	1	-	1	-	-	-	-	-	2	14	
AUT	-	1	-	1	-	-	-	-	1	12	
SLO	-	-	1	1	-	-	-	-	1	11	
MAR	-	-	-	1	1	-	-	1	0	10	
POL	-	-	1	-	-	1=	-	-	1	8.5	
MOZ	1	-	-	-	-	-	-	-	1	8	
BAH	-	1	-	-	-	-	-	-	1	7	
CMR	-	1	-	-	-	-	-	-	1	7	
GRE	-	-	-	-	1	1	-	-	0	7	
BRA	-	-	1	-	-	-	-	-	1	6	
SEN	-	-	1	-	-	-	-	-	1	6	
CAY	-	-	-	1	-	-	-	-	0	5	
CRO	-	-	-	-	1	-	-	-	0	5	
ITA	-	-	-	-	-	1	-	-	1	0	5
ROU	-	-	-	-	-	-	1	-	2	0	5
POR	-	-	-	-	-	1	-	-	-	0	4
CUB	-	-	-	-	-	-	1	-	-	0	3
BUL	-	-	-	-	-	-	1=	-	-	0	2.5
ALG	-	-	-	-	-	-	-	1	-	0	2
AUS	-	-	-	-	-	-	-	1	-	0	2
IND	-	-	-	-	-	-	-	1	-	0	2
HUN	-	-	-	-	-	-	-	-	1	0	1
Totals	14	14	14	14	13+2=	9+2=	8	7	42	478	

2006	Gold	Silver	Bronze	4th	5th	6th	7th	8th	Medals	Points
BUL	-	1	-	-	-	2	-	-	1	13
ROU	-	-	-	2	-	1	-	-	0	13
BRA	-	1	-	-	-	1	1	-	1	12
BAH	-	-	2	-	-	-	-	-	2	12
ITA	-	1	-	-	1	-	1	-	1	12
MAR	-	-	1	-	-	1	1	1	1	12
RSA	-	1	-	-	1	-	-	-	1	11
POR	-	1	-	-	-	1	-	1	1	11
BEL	-	-	1	-	-	1	-	-	1	9
GHA	1	-	-	-	-	-	-	-	1	8
GRN	1	-	-	-	-	-	-	-	1	8
MOZ	1	-	-	-	-	-	-	-	1	8
GRE	-	-	-	1	-	-	1	1	0	8
GBR	-	-	-	-	2	1	-	-	0	8
BOT	-	1	-	-	-	-	-	-	1	7
CRO	-	1	-	-	-	-	-	-	1	7
DEN	-	1	-	-	-	-	-	-	1	7
NED	-	1	-	-	-	-	-	-	1	7
PAN	-	1	-	-	-	-	-	-	1	7
QAT	-	1	-	-	-	-	-	-	1	7
BRN	-	-	1	-	-	-	-	-	1	6
CZE	-	-	1	-	-	-	-	-	1	6
SUD	-	-	1	-	-	-	-	-	1	6
EST	-	-	-	1	-	-	-	-	0	5
SLO	-	-	-	1	-	-	-	-	0	5
TUR	-	-	-	1	-	-	-	-	0	5
DOM	-	-	-	-	1	-	-	-	0	4
NGR	-	-	-	-	1	-	-	-	0	4
ISR	-	-	-	1=	-	-	-	-	0	4
MEX	-	-	-	1=	-	-	-	-	0	4
CMR	-	-	-	-	-	-	1	-	0	2
COL	-	-	-	-	-	-	1	-	0	2
KAZ	-	-	-	-	-	-	1	-	0	2
TTO	-	-	-	-	-	-	1	-	0	2
ALG	-	-	-	-	-	-	-	1	0	1
KSA	-	-	-	-	-	-	-	1	0	1
SVK	-	-	-	-	-	-	-	1	0	1
Totals	26	26	26	24+5=	24	25	19	14	78	910

Men	Gold	Silver	Bronze	4	5	6	7	8	Medals	Points
USA	6	1	2	-	1	-	2	-	9	75
RUS	1	2	3	-	2	2	2	-	6	58
KEN	1	1	2	-	1	-	-	-	4	31
SWE	-	1	1	1	1	-	-	-	2	22
GER	1	-	1	1=	-	1	-	-	2	21
CUB	-	1	1	1	-	-	-	2	2	20
BRA	-	1	-	-	-	1	1	-	1	12
ESP	-	-	-	-	3	-	-	-	0	12
ETH	1	-	-	-	-	1	-	-	1	11
UKR	1	-	-	-	-	1	-	-	1	11
RSA	-	1	-	-	1	-	-	-	1	11
POL	-	1	-	-	-	1	-	1	1	11
ROU	-	-	-	2	-	-	-	-	0	10
JAM	-	-	-	1+1=	-	-	-	-	0	9.5
LAT	-	-	-	1+1=	-	-	-	-	0	9.5
GHA	1	-	-	-	-	-	-	-	1	8
GRN	1	-	-	-	-	-	-	-	1	8
ITA	-	-	1	-	-	-	1	-	1	8
IRL	-	-	-	1	-	1	-	-	0	8
BOT	-	1	-	-	-	-	-	-	1	7
DEN	-	1	-	-	-	-	-	-	1	7
PAN	-	1	-	-	-	-	-	-	1	7
QAT	-	1	-	-	-	-	-	-	1	7
BAH	-	-	1	-	-	-	-	-	1	6
CZE	-	-	1	-	-	-	-	-	1	6
GRE	-	-	-	1	-	-	-	1	0	6
FRA	-	-	-	-	2	-	-	-	0	6
EST	-	-	-	1	-	-	-	-	0	5
SLO	-	-	-	1	-	-	-	-	0	5
TUR	-	-	-	1	-	-	-	-	0	5
GBR	-	-	-	-	-	1	1	-	0	5
DOM	-	-	-	-	1	-	-	-	0	4
NGR	-	-	-	-	1	-	-	-	0	4
ISR	-	-	-	1=	-	-	-	-	0	4
MEX	-	-	-	1=	-	-	-	-	0	4
POR	-	-	-	-	-	1	-	-	0	3
MAR	-	-	-	-	-	-	1	1	0	3

2006	Gold	Silver	Bronze	4th	5th	6th	7th	8th	Medals	Points
COL	-	-	-	-	-	-	1	-	0	2
ALG	-	-	-	-	-	-	-	1	0	1
KSA	-	-	-	-	-	-	-	1	0	1
Totals	13	13	13	11+5=	11	12	9	7	39	454
Women	Gold	Silver	Bronze	4	5	6	7	8	Medals	Points
RUS	6	3	3	2	4	3	-	-	12	122
USA	2	2	-	1	-	1	4	2	4	48
POL	-	1	1	2	-	1	-	-	2	26
JAM	-	1	-	1	2	1	-	-	1	23
ESP	-	1	2	-	-	1	-	-	3	22
GER	-	1	-	2	1	-	-	1	1	22
FRA	-	-	-	3	1	-	-	-	1	20
UKR	1	-	-	-	1	-	2	-	1	16
BLR	1	-	1	-	-	-	-	-	2	14
ETH	1	-	-	1	-	-	-	-	1	13
BUL	-	1	-	-	-	2	-	-	1	13
CUB	-	-	-	-	3	-	-	-	0	12
BEL	-	-	1	-	-	1	-	-	1	9
MAR	-	-	1	-	-	1	-	-	1	9
IRL	1	-	-	-	-	-	-	-	1	8
MOZ	1	-	-	-	-	-	-	-	1	8
POR	-	1	-	-	-	-	-	1	1	8
CRO	-	1	-	-	-	-	-	-	1	7
NED	-	1	-	-	-	-	-	-	1	7
SWE	-	-	1	-	-	-	-	1	1	7
BAH	-	-	1	-	-	-	-	-	1	6
BRN	-	-	1	-	-	-	-	-	1	6
SUD	-	-	1	-	-	-	-	-	1	6
LAT	-	-	-	1	-	-	-	-	0	5
ITA	-	-	-	-	1	-	-	-	0	4
GBR	-	-	-	-	-	1	-	-	0	3
ROU	-	-	-	-	-	1	-	-	0	3
CMR	-	-	-	-	-	-	1	-	0	2
GRE	-	-	-	-	-	-	1	-	0	2
KAZ	-	-	-	-	-	-	1	-	0	2
TTO	-	-	-	-	-	-	1	-	0	2
SVK	-	-	-	-	-	-	-	1	0	1
Totals	13	13	13	13	13	13	10	7	39	456

VALENCIA 2008

OVERALL

	Gold	Silver	Bronze	4	5	6	7	8	Medals	Points
USA	5	5	2+1=	1	1	3+1=	1	2	13	117
RUS	4	3	2+1=	1	6	1	4	3	10	113.5
GBR	1	3+1=	-	-	2	2	1	-	5	51.5
ETH	4	1	1	-	-	1	-	-	6	48
CUB	1	1	1	1	1	1	-	2	3	35
UKR	-	1	1	2	-	3	-	1	2	33
ESP	-	-	1	3	1	-	1	2	1	29
POL	-	-	1+1=	1	-	3	1	-	2	27.5
KEN	-	2	-	2	-	-	1	-	2	26
AUS	1	-	1	-	1	2	-	-	2	24
BLR	-	3	-	-	-	-	-	-	3	21
JAM	-	1	-	1	1	1	-	-	1	19
BRA	-	1	1=	-	1	-	1	-	2	18.5
SWE	1	1	-	-	-	-	1	-	2	17
BRN	-	1	1	-	1	-	-	-	2	17
RSA	1	1	-	-	-	-	-	1	2	16
NGR	1	-	-	-	-	2	1	-	1	16
CHN	1	-	1	-	-	-	-	1	2	15
POR	1	-	1	-	-	-	-	-	1	15
KAZ	-	-	1	1	1	1	-	-	1	15
GER	-	-	-	-	2	1	1	1+1=	0	14.5
ITA	-	-	-	1	1	1	1	-	0	14
LAT	-	-	1=	1	-	1	-	-	1	13.5
BEL	1	-	-	1	-	-	-	-	1	13
MAR	-	-	1	-	1	-	1	1	1	13
ROU	-	-	-	1	2	-	-	-	0	13
SUD	1	-	-	-	1	-	-	-	1	12
NZL	1	-	-	-	-	1	-	-	1	11
BUL	-	-	1	-	1	-	-	-	1	10
FRA	-	-	-	2	-	-	-	-	0	10

2008	Gold	Silver	Bronze	4th	5th	6th	7th	8th	Medals	Points
CAN	1	-	-	-	-	-	-	1	1	9
CRO	1	-	-	-	-	-	-	-	1	8
CZE	-	-	1	-	-	-	1	=	0	7.5
GRE	-	1	-	-	-	-	-	-	1	7
SKN	-	1	=	-	-	-	-	-	1	6.5
BAH	-	-	1	-	-	-	-	-	1	6
DOM	-	-	1	-	-	-	-	-	1	6
IVB	-	-	1	-	-	-	-	-	1	6
KSA	-	-	1	-	-	-	-	-	1	6
MOZ	-	-	1	-	-	-	-	-	1	6
SLO	-	-	1	-	-	-	-	-	1	6
CYP	-	-	1	=	-	-	-	-	1	5.5
BOT	-	-	-	1	-	-	-	-	0	5
CRC	-	-	-	1	-	-	-	-	0	5
NED	-	-	-	1	-	-	-	-	0	5
LTU	-	-	-	-	1	-	-	-	0	4
SVK	-	-	-	-	1	-	-	-	0	4
EST	-	-	-	-	-	1	-	-	0	3
SRB	-	-	-	-	-	1	=	-	0	2.5
TTO	-	-	-	-	-	-	1	-	0	2
Totals	26	25+2=	22+6=	23	26	24+2=	17	16+2=	81	908

Men	Gold	Silver	Bronze	4	5	6	7	8	Medals	Points
USA	3	3	1=	1	1	1+1=	1	1	7	68
RUS	1	1	1=	1	2	1	-	2	3	38.5
GBR	1	1+1=	-	-	1	2	1	-	3	33.5
ETH	2	-	1	-	-	1	-	-	3	25
KEN	-	2	-	1	-	-	1	-	2	21
SWE	1	1	-	-	-	-	1	-	2	17
CUB	-	1	-	-	1	1	-	2	1	16
AUS	-	-	1	-	1	2	-	-	1	16
RSA	1	1	-	-	-	-	-	-	2	15
JAM	-	1	-	-	1	1	-	-	1	14
ESP	-	-	1	1	-	-	1	1	1	14
POL	-	-	1	1	-	-	1	-	1	13
NGR	1	-	-	-	-	1	-	-	1	11
LAT	-	-	1=	1	-	-	-	-	1	10.5
BRN	-	-	1	-	1	-	-	-	1	10
GER	-	-	-	-	2	-	1	-	0	10
CAN	1	-	-	-	-	-	-	1	1	9
CHN	1	-	-	-	-	-	-	-	1	8
SUD	1	-	-	-	-	-	-	-	1	8
BLR	-	1	-	-	-	-	-	-	1	7
SKN	-	1	=	-	-	-	-	-	1	6.5
BAH	-	-	1	-	-	-	-	-	1	6
DOM	-	-	1	-	-	-	-	-	1	6
KAZ	-	-	1	-	-	-	-	-	1	6
KSA	-	-	1	-	-	-	-	-	1	6
POR	-	-	1	-	-	-	-	-	1	6
CYP	-	-	1	=	-	-	-	-	1	5.5
BOT	-	-	-	1	-	-	-	-	0	5
CRC	-	-	-	1	-	-	-	-	0	5
FRA	-	-	-	1	-	-	-	-	0	5
ITA	-	-	-	1	-	-	-	-	0	5
NED	-	-	-	1	-	-	-	-	0	5
BRA	-	-	-	-	1	-	-	-	0	4
BUL	-	-	-	-	1	-	-	-	0	4
SVK	-	-	-	-	1	-	-	-	0	4
EST	-	-	-	-	-	1	-	-	0	3
UKR	-	-	-	-	-	1	-	-	0	3
MAR	-	-	-	-	-	1	1	0	0	3
SRB	-	-	-	-	-	1	=	-	0	2.5
Totals	13	12+2=	10+4=	11	13	12+2=	8	8	41	455

Women	Gold	Silver	Bronze	4	5	6	7	8	Medals	Points
RUS	3	2	2	-	4	-	4	1	7	75
USA	2	2	2	-	2	-	1	6	6	49
UKR	-	1	1	2	-	2	-	1	2	30
ETH	2	1	-	-	-	-	-	-	3	23
CUB	1	-	1	1	-	-	-	-	2	19
GBR	-	2	-	-	1	-	-	-	2	18
ESP	-	-	-	2	1	-	-	1	0	15
BRA	-	1	1=	-	-	-	1	-	2	14.5
POL	-	-	1=	-	-	3	-	-	1	14.5
BLR	-	2	-	-	-	-	-	-	2	14
BEL	1	-	-	1	-	-	-	-	1	13
ROU	-	-	-	1	2	-	-	-	0	13

2008	Gold	Silver	Bronze	4th	5th	6th	7th	8th	Medals	Points
NZL	1	-	-	-	-	1	-	-	1	11
MAR	-	-	1	-	1	-	-	-	1	10
POR	1	-	-	-	-	-	-	1	1	9
KAZ	-	-	-	1	1	-	-	-	0	9
ITA	-	-	-	-	1	1	1	-	0	9
AUS	1	-	-	-	-	-	-	-	1	8
CRO	1	-	-	-	-	-	-	-	1	8
CZE	-	-	-	1	-	-	1	1	=	7.5
BRN	-	1	-	-	-	-	-	-	1	7
GRE	-	1	-	-	-	-	-	-	1	7
CHN	-	-	1	-	-	-	-	1	1	7
BUL	-	-	1	-	-	-	-	-	1	6
IVB	-	-	1	-	-	-	-	-	1	6
MOZ	-	-	1	-	-	-	-	-	1	6
SLO	-	-	1	-	-	-	-	-	1	6
FRA	-	-	-	1	-	-	-	-	0	5
JAM	-	-	-	1	-	-	-	-	0	5
KEN	-	-	-	1	-	-	-	-	0	5
NGR	-	-	-	-	-	1	1	-	0	5
GER	-	-	-	-	-	1	-	1+1=	0	4.5
LTU	-	-	-	-	1	-	-	-	0	4
SUD	-	-	-	-	1	-	-	-	0	4
LAT	-	-	-	-	-	1	-	-	0	3
TTO	-	-	-	-	-	-	1	-	0	2
RSA	-	-	-	-	-	-	-	1	0	1
Totals	13	13	12+2=	12	13	12	9	8+2=	40	453

DOHA 2010

OVERALL

	Gold	Silver	Bronze	4	5	6	7	8	Medals	Points
USA	8	4	5	3+1=	3	3	1	1	17	165.5
RUS	2	4	3	5	1	1+1=	1	2	9	100
CUB	1	3	1	1	1	-	2	-	5	48
ETH	3	-	2	2	-	-	-	-	5	46
GBR	2	1	1	1	-	1=	2	1	4	41
KEN	-	2	2	1	1	-	-	-	4	35
GER	-	2	1	-	2	1	1	1	3	34
ESP	-	3	-	-	-	2	-	-	3	27
POL	-	-	2	2	-	1	-	-	2	25
AUS	2	-	1	-	-	-	1	-	3	24
CZE	-	-	1	-	4	1=	-	-	1	24
JAM	1	-	1=	-	-	2	2	-	2	23.5
BLR	1	-	1	1	1	-	-	-	2	23
FRA	1	-	-	1	1	1	1	1	1	23
CAN	-	1	2	-	-	1	-	-	3	22
BRA	1	-	1	-	-	1	-	-	2	17
SUD	1	-	-	1	-	-	-	-	1	13
MAR	-	1	-	-	1	-	1	-	1	13
POR	-	1	-	-	1	-	1	-	1	13
BAH	1	-	-	-	1	-	-	-	1	12
UKR	-	1	-	-	-	1	-	2	1	12
RSA	-	1	-	-	-	1	-	1	1	11
KAZ	1	-	-	-	-	-	1=	-	1	9.5
SWE	-	-	-	1	1=	-	-	-	0	8.5
CHN	-	-	-	-	1=	-	2	1	0	8.5
CRO	1	-	-	-	-	-	-	-	1	8
BEL	-	1	-	-	-	-	-	1	1	8
BOT	-	-	-	1	-	1	-	-	0	8
NZL	-	1	-	-	-	-	-	-	1	7
ANT	-	-	1	-	-	-	-	-	1	6
BUL	-	-	1	-	-	-	-	-	1	6
GAB	-	-	1=	-	-	-	-	-	1	5.5
CRC	-	-	-	1	-	-	-	-	0	5
CYP	-	-	-	1	-	-	-	-	0	5
EST	-	-	-	1	-	-	-	-	0	5
OAT	-	-	-	-	1	-	-	1	0	5
SVK	-	-	-	-	-	1	1	-	0	5
GRE	-	-	-	1=	-	-	-	-	0	4.5
GUY	-	-	-	-	1	-	-	-	0	4
IRL	-	-	-	-	1	-	-	-	0	4
ITA	-	-	-	-	1	-	-	-	0	4
LTU	-	-	-	-	1	-	-	-	0	4
UZB	-	-	-	-	-	-	1+1=	-	0	3.5

2010	Gold	Silver	Bronze	4th	5th	6th	Medals	Points		
AZE	-	-	-	-	1	-	0	3		
IVB	-	-	-	-	1	-	0	3		
SEN	-	-	-	-	1	-	0	3		
GHA	-	-	-	-	-	1	0	2		
HUN	-	-	-	-	-	-	1	0	1	
LAT	-	-	-	-	-	-	1	0	1	
Totals	26	26	25+2=	23+2=	22+2=	20+3=	18+2=	14	79	889

Men	Gold	Silver	Bronze	4	5	6	7	8	Medals	Points
USA	4	3	3	1+1=	2	1	1	-	10	93.5
CUB	1	2	1	-	-	-	1	-	4	30
RUS	1	1	1	1	-	1=	-	1	3	29
GER	-	2	1	-	1	1	-	1	3	28
AUS	2	-	1	-	-	-	1	-	3	24
GBR	1	-	1	-	-	1=	1	1	2	19
KEN	-	1	2	-	-	-	-	-	3	19
ETH	1	-	-	2	-	-	-	-	1	18
FRA	1	-	-	1	-	1	-	1	1	17
CZE	-	-	-	3	1=	-	-	-	0	14
SUD	1	-	-	1	-	-	-	-	1	13
MAR	-	1	-	-	1	-	1	-	1	13
ESP	-	1	-	-	-	2	-	-	1	13
POL	-	-	1	1	-	-	-	-	1	11
RSA	-	1	-	-	1	-	-	-	1	10
BLR	-	-	-	1	1	-	-	-	0	9
BAH	1	-	-	-	-	-	-	-	1	8
BEL	-	1	-	-	-	-	-	-	1	7
ANT	-	-	1	-	-	-	-	-	1	6
CAN	-	-	1	-	-	-	-	-	1	6
CRC	-	-	-	1	-	-	-	-	0	5
CYP	-	-	-	1	-	-	-	-	0	5
SWE	-	-	-	1	-	-	-	-	0	5
QAT	-	-	-	-	1	-	-	1	0	5
JAM	-	-	-	-	-	1	1	-	0	5
GRE	-	-	-	1=	-	-	-	-	0	4.5
IRL	-	-	-	-	1	-	-	-	0	4
ITA	-	-	-	-	1	-	-	-	0	4
UKR	-	-	-	-	-	1	-	1	0	4
BOT	-	-	-	-	1	-	-	-	0	3
BRA	-	-	-	-	1	-	-	-	0	3
SEN	-	-	-	-	-	1	-	-	0	3
CHN	-	-	-	-	-	-	1	-	0	2
GHA	-	-	-	-	-	1	-	-	0	2
SVK	-	-	-	-	-	-	1	-	0	2
HUN	-	-	-	-	-	-	-	1	0	1
Totals	13	13	13	11+2=	11	11+3=	9	7	39	445

Women	Gold	Silver	Bronze	4	5	6	7	8	Medals	Points
USA	4	1	2	2	1	2	-	1	7	72
RUS	1	3	2	4	1	1	1	1	6	71
ETH	2	-	2	-	-	-	-	-	4	28
GBR	1	1	-	1	-	-	1	-	2	22
JAM	1	-	1=	-	-	1	1	-	2	18.5
CUB	-	1	-	1	1	-	1	-	1	18
CAN	-	1	1	-	-	1	-	-	2	16
KEN	-	1	-	1	1	-	-	-	1	16
BLR	1	-	1	-	-	-	-	-	2	14
BRA	1	-	1	-	-	-	-	-	2	14
ESP	-	2	-	-	-	-	-	-	2	14
POL	-	-	1	1	-	1	-	-	1	14
POR	-	1	-	-	1	-	1	-	1	13
CZE	-	-	1	-	1	-	-	-	1	10
KAZ	1	-	-	-	-	-	1=	-	1	9.5
CRO	1	-	-	-	-	-	-	-	1	8
UKR	-	1	-	-	-	-	-	1	1	8
NZL	-	1	-	-	-	-	-	-	1	7
CHN	-	-	-	-	1=	-	1	1	0	6.5
BUL	-	-	1	-	-	-	-	-	1	6
FRA	-	-	-	-	1	-	1	-	0	6
GER	-	-	-	-	1	-	1	-	0	6
GAB	-	-	1=	-	-	-	-	-	1	5.5
BOT	-	-	-	1	-	-	-	-	0	5
EST	-	-	-	1	-	-	-	-	0	5
BAH	-	-	-	-	1	-	-	-	0	4
GUY	-	-	-	-	1	-	-	-	0	4
LTU	-	-	-	-	1	-	-	-	0	4
UZB	-	-	-	-	-	-	1+1=	-	0	3.5

2010	Gold	Silver	Bronze	4th	5th	6th	Medals	Points		
SWE	-	-	-	-	1=	-	-	0	3.5	
AZE	-	-	-	-	1	-	-	0	3	
IVB	-	-	-	-	-	-	-	0	3	
SVK	-	-	-	-	1	-	-	0	3	
BEL	-	-	-	-	-	-	1	0	1	
LAT	-	-	-	-	-	-	1	0	1	
RSA	-	-	-	-	-	-	1	0	1	
Totals	13	13	12+2=	12	11+2=	9	9+2=	7	40	444

ISTANBUL 2012

OVERALL

	Gold	Silver	Bronze	4	5	6	7	8	Medals	Points
USA	10	3	5	5	1	2+1=	1	1	18	171.5
RUS	1	2+1=	5	3+1=	3	2	1	2	9	99.5
GBR	2	3	4	2	1+1=	1=	1	-	9	83
ETH	2	1	2	3	1	-	-	-	5	54
KEN	2	1	1	1	-	1	-	-	4	37
FRA	1	1	2	-	-	2	-	1	4	34
GER	-	2	-	2	1	-	-	1	2	29
BLR	-	1	1	-	2	2	-	1	2	28
POL	-	-	1	1+1=	1	2	-	1	1	26.5
UKR	1	2	-	-	-	-	1	-	3	24
JAM	1	1	-	-	1	-	1	-	2	21
CZE	-	1	-	-	2	2	-	-	1	21
CUB	-	-	1	1	1=	-	3	-	1	20.5
BAH	-	1	1	-	1	-	-	2	2	19
ITA	-	1=	-	1	1	1	-	-	1	18
GRE	1	-	-	1=	-	1	1	-	1	17.5
CHN	-	1	-	1=	-	1	1	1	1	17.5
MAR	1	1	-	-	-	-	-	1	2	16
AUS	1	1	-	-	-	-	-	-	2	15
BEL	-	-	-	-	3	-	-	-	0	12
ESP	-	-	-	-	1	2	-	2	0	12
LTU	-	-	1	1	-	-	-	-	1	11
TTO	-	-	1	-	1	-	-	-	1	10
ROU	-	-	-	1	-	-	2	-	0	9
BRA	1	-	-	-	-	-	-	-	1	8
CRC	1	-	-	-	-	-	-	-	1	8
NZL	1	-	-	-	-	-	-	-	1	8
CIV	-	1	-	-	-	-	-	-	1	7
KAZ	-	1	-	-	-	-	-	-	1	7
TUR	-	1	-	-	-	-	-	-	1	7
BUL	-	-	-	1	-	-	-	1	0	6
SWE	-	1=	-	-	-	-	-	-	1	6
ISV	-	-	-	1	-	-	-	-	0	5
CAN	-	-	-	-	-	1	1	-	0	5
BRN	-	-	-	-	1	-	-	-	0	4
DJI	-	-	-	-	1	-	-	-	0	4
SEN	-	-	-	-	1	-	-	-	0	4
NGR	-	-	-	-	1	-	1	-	0	4
ARG	-	-	-	-	1	-	-	-	0	3
GRN	-	-	-	-	-	1	-	-	0	3
AUT	-	-	-	-	-	-	1	-	0	2
GHA	-	-	-	-	-	-	1	-	0	2
NED	-	-	-	-	-	-	1	-	0	2
RSA	-	-	-	-	-	-	1	-	0	2
UGA	-	-	-	-	-	-	1	-	0	2
SUI	-	-	-	-	-	-	-	1	0	1
SVK	-	-	-	-	-	-	-	1	0	1
UZB	-	-	-	-	-	-	-	1	0	1
Totals	26	25+3=	25	23+4=	23+2=	22+2=	18	18	79	908

Men	Gold	Silver	Bronze	4	5	6	7	8	Medals	Points
USA	7	1	1	3	-	2+1=	1	-	9	94.5
RUS	-	1	4	2	2	-	-	1	5	50
GBR	-	1	2	2	1=	1=	-	-	3	35
ETH	1	-	1	1	1	-	-	-	2	23
FRA	1	-	1	-	-	2	-	1	2	21
GER	-	2	-	1	-	-	-	1	2	20
GRE	1	-	-	1=	-	1	1	-	1	17.5
KEN	-	1	1	-	-	1	-	-	2	16
CZE	-	1	-	-	2	-	-	-	1	15
POL	-	-	1	1	-	1	-	1	1	15

2012	Gold	Silver	Bronze	4th	5th	6th	Medals	Points	2014	Gold	Silver	Bronze	4th	5th	6th	Medals	Points				
BAH	-	1	1	-	-	-	1	2	14	ETH	2	2	1	-	1	-	5	40			
CHN	-	1	-	1=	-	-	1	1	12.5	CHN	-	1	1	1	2	-	2	30			
ITA	-	-	-	1	1	-	-	0	12	UKR	-	1	2	-	1	1	1	3	29		
TTO	-	-	1	-	1	-	-	1	10	CZE	1	1=	1	-	2	-	-	3	28.5		
MAR	1	-	-	-	-	-	1	1	9	FRA	1	1	1	1	-	-	-	3	26		
BRA	1	-	-	-	-	-	-	1	8	CUB	1	1	1	-	-	-	1	3	23		
CRC	1	-	-	-	-	-	-	1	8	KEN	1	1	-	1	-	-	1	2	21		
CUB	-	-	-	-	1=	-	2	0	7.5	NED	1	-	-	-	1	2	-	1	21		
AUS	-	1	-	-	-	-	-	1	7	BLR	-	1	1	-	-	2	1	2	21		
JAM	-	1	-	-	-	-	-	1	7	BRA	1	-	-	2	-	-	1	1	20		
TUR	-	1	-	-	-	-	-	1	7	SWE	1	-	1	-	1	-	-	1	2	19	
UKR	-	1	-	-	-	-	-	1	7	CAN	-	1	1	-	-	-	1	2	2	17	
ESP	-	-	-	-	1	-	-	2	0	6	NZL	1	-	1	-	-	-	-	2	14	
ISV	-	-	-	1	-	-	-	0	5	OAT	1	-	1	-	-	-	-	2	14		
BEL	-	-	-	-	1	-	-	0	4	GRE	1	-	-	1	-	-	-	1	13		
DJI	-	-	-	-	1	-	-	0	4	BAH	-	1	1	-	-	-	-	2	13		
SEN	-	-	-	-	1	-	-	0	4	MAR	-	-	1	1	-	-	-	1	11		
ARG	-	-	-	-	1	-	-	0	3	RSA	-	-	-	1	-	-	2	0	9		
BLR	-	-	-	-	1	-	-	0	3	DJI	1	-	-	-	-	-	-	1	8		
GRN	-	-	-	-	1	-	-	0	3	AUS	-	1	-	-	-	-	-	1	7		
CAN	-	-	-	-	1	-	-	0	2	CIV	-	1	-	-	-	-	-	1	7		
GHA	-	-	-	-	1	-	-	0	2	TTO	-	-	-	-	1	1	-	0	7		
NED	-	-	-	-	1	-	-	0	2	BEL	-	-	1	-	-	-	1=	1	6.5		
RSA	-	-	-	-	1	-	-	0	2	BRN	-	-	1	-	-	-	-	1	6		
UGA	-	-	-	-	1	-	-	0	2	ESP	-	-	1	2=	-	-	-	1	6		
Totals	13	13	13	12+2=	11+2=	11+2=	9	9	39	458	SRB	-	-	1	-	-	-	1	6		
Women	Gold	Silver	Bronze	4	5	6	7	8	Medals	Points	NGR	-	-	-	1	-	1	0	6		
USA	3	2	4	2	1	-	-	1	9	77	POR	-	-	-	1	-	-	-	0	5	
RUS	1	1+1=	1	1+1=	1	2	1	1	4	49.5	ROU	-	-	-	1	-	-	-	0	5	
GBR	2	2	2	-	1	-	1	-	6	48	SUI	-	-	-	1	-	-	-	0	5	
ETH	1	1	1	2	-	-	-	-	3	31	TUR	-	-	-	1	-	-	-	0	5	
BLR	-	1	1	-	2	1	-	1	2	25	BUL	-	-	-	-	1	-	-	0	4	
KEN	2	-	-	1	-	-	-	-	2	21	ZAM	-	-	-	-	1	-	-	0	4	
UKR	1	1	-	-	-	-	1	-	2	17	ALB	-	-	-	-	1	-	-	0	3	
JAM	1	-	-	-	1	-	1	-	1	14	ARG	-	-	-	-	1	-	-	0	3	
FRA	-	1	1	-	-	-	-	-	2	13	AZE	-	-	-	-	1	-	-	0	3	
CUB	-	-	1	1	-	-	1	-	1	13	CRC	-	-	-	-	1	-	-	0	3	
POL	-	-	-	1=	1	1	-	-	0	11.5	CRO	-	-	-	-	1	-	-	0	3	
LTU	-	-	1	1	-	-	-	-	1	11	HUN	-	-	-	-	1	-	-	0	3	
GER	-	-	-	1	1	-	-	-	0	9	ITA	-	-	-	-	1	-	-	0	3	
ROU	-	-	-	1	-	-	2	-	0	9	UAE	-	-	-	-	1	-	-	0	3	
AUS	1	-	-	-	-	-	-	-	1	8	LCA	-	-	-	-	1	-	-	0	2	
NZL	1	-	-	-	-	-	-	-	1	8	MEX	-	-	-	-	-	1	-	0	2	
BEL	-	-	-	-	2	-	-	-	0	8	SVK	-	-	-	-	-	-	1	0	1	
CIV	-	1	-	-	-	-	-	-	1	7	Totals	25+2=	24+2=	25	26	25+2=	22	20	17+2=	78	907
KAZ	-	1	-	-	-	-	-	-	1	7	Men	Gold	Silver	Bronze	4	5	6	7	8	Medals	Points
MAR	-	1	-	-	-	-	-	-	1	7	USA	4	2	1	3	-	2	-	-	7	73
BUL	-	-	-	1	-	-	-	1	0	6	GBR	1	1	1	1	-	1	1	1	3	32
CZE	-	-	-	-	-	2	-	-	0	6	RUS	1	1	-	-	3	-	-	1	2	28
ESP	-	-	-	-	-	2	-	-	0	6	GER	-	2	-	-	1	2	1	2	2	28
ITA	-	1=	-	-	-	-	-	-	1	6	POL	-	1	-	2	1	2	-	-	1	27
SWE	-	1=	-	-	-	-	-	-	1	6	ETH	1	1	1	-	1	-	-	-	3	25
BAH	-	-	-	-	1	-	-	1	0	5	CHN	-	1	-	1	1	-	2	-	1	20
CHN	-	-	-	-	1	1	-	0	5	CZE	1	-	1	-	1	-	-	-	2	18	
BRN	-	-	-	-	1	-	-	-	0	4	BRA	1	-	-	1	-	-	1	-	1	15
NGR	-	-	-	-	1	-	1	0	4	OAT	1	-	1	-	-	-	-	-	2	14	
CAN	-	-	-	-	1	-	-	0	3	UKR	-	-	1	-	1	1	-	1	1	14	
AUT	-	-	-	-	-	1	-	0	2	GRE	1	-	-	1	-	-	-	-	1	13	
SUI	-	-	-	-	-	-	1	0	1	CUB	-	1	1	-	-	-	-	-	2	13	
SVK	-	-	-	-	-	-	1	0	1	FRA	-	1	1	-	-	-	-	-	2	13	
UZB	-	-	-	-	-	-	1	0	1	KEN	1	-	-	-	-	-	-	1	1	9	
Totals	13	12+3=	12	11+2=	12	11	9	9	40	450	JAM	-	-	1	-	-	1	1	1	9	


SOPOT 2014

OVERALL

	Gold	Silver	Bronze	4	5	6	7	8	Medals	Points
USA	8	2	2	4	4+1=	3	-	3	12	141.5
POL	1=	2	-	5	1+1=	3	1	1	3	66
GBR	1	2	3	3	-	1	1	1	6	61
RUS	2+1=	1+1=	-	1	3	-	2	2	5	60
GER	-	3	-	-	2	3	3	3+1=	3	47.5
JAM	1	2	2	-	2	-	1	1	5	45

ETH	2	2	1	-	1	-	-	-	5	40	
CHN	-	1	1	1	2	-	2	-	2	30	
UKR	-	1	2	-	1	1	1	1	3	29	
CZE	1	1=	1	-	2	-	-	-	3	28.5	
FRA	1	1	1	1	-	-	-	-	3	26	
CUB	1	1	1	-	-	-	1	-	3	23	
KEN	1	1	-	1	-	-	-	1	2	21	
NED	1	-	-	-	1	2	-	-	1	21	
BLR	-	1	1	-	-	2	1	-	2	21	
BRA	1	-	-	2	-	-	1	-	1	20	
SWE	1	-	1	-	1	-	-	1	2	19	
CAN	-	1	1	-	-	-	1	2	2	17	
NZL	1	-	1	-	-	-	-	-	2	14	
OAT	1	-	1	-	-	-	-	-	2	14	
GRE	1	-	-	1	-	-	-	-	1	13	
BAH	-	1	1	-	-	-	-	-	2	13	
MAR	-	-	1	1	-	-	-	-	1	11	
RSA	-	-	-	1	-	-	2	-	0	9	
DJI	1	-	-	-	-	-	-	-	1	8	
AUS	-	1	-	-	-	-	-	-	1	7	
CIV	-	1	-	-	-	-	-	-	1	7	
TTO	-	-	-	-	1	1	-	-	0	7	
BEL	-	-	1	-	-	-	-	1=	1	6.5	
BRN	-	-	1	-	-	-	-	-	1	6	
ESP	-	-	1	2=	-	-	-	-	1	6	
SRB	-	-	1	-	-	-	-	-	1	6	
NGR	-	-	-	-	1	-	1	-	0	6	
POR	-	-	-	1	-	-	-	-	0	5	
ROU	-	-	-	1	-	-	-	-	0	5	
SUI	-	-	-	1	-	-	-	-	0	5	
TUR	-	-	-	1	-	-	-	-	0	5	
BUL	-	-	-	-	1	-	-	-	0	4	
ZAM	-	-	-	-	1	-	-	-	0	4	
ALB	-	-	-	-	-	1	-	-	0	3	
ARG	-	-	-	-	-	1	-	-	0	3	
AZE	-	-	-	-	-	1	-	-	0	3	
CRC	-	-	-	-	-	1	-	-	0	3	
CRO	-	-	-	-	-	1	-	-	0	3	
HUN	-	-	-	-	-	1	-	-	0	3	
ITA	-	-	-	-	-	1	-	-	0	3	
UAE	-	-	-	-	-	1	-	-	0	3	
LCA	-	-	-	-	-	1	-	-	0	2	
MEX	-	-	-	-	-	-	1	-	0	2	
SVK	-	-	-	-	-	-	-	1	0	1	
Totals	25+2=	24+2=	25	26	25+2=	22	20	17+2=	78	907	
Men	Gold	Silver	Bronze	4	5	6	7	8	Medals	Points	
USA	4	2	1	3	-	2	-	-	7	73	
GBR	1	1	1	1	-	1	1	1	3	32	
RUS	1	1	-	-	3	-	-	-	1	2	28
GER	-	2	-	-	1	2	1	2	2	28	
POL	-	1	-	2	1	2	-	-	1	27	
ETH	1	1	1	-	1	-	-	-	3	25	
CHN	-	1	-	1	1	-	2	-	1	20	
CZE	1	-	1	-	1	-	-	-	2	18	
BRA	1	-	-	1	-	-	1	-	1	15	
OAT	1	-	1	-	-	-	-	-	2	14	
UKR	-	-	1	-	1	1	-				

2014	Gold	Silver	Bronze	4th	5th	6th	Medals	Points		
CAN	-	-	-	-	-	1	2	0	4	
ARG	-	-	-	-	1	-	-	0	3	
AZE	-	-	-	-	1	-	-	0	3	
CRC	-	-	-	-	1	-	-	0	3	
ITA	-	-	-	-	1	-	-	0	3	
MEX	-	-	-	-	-	1	-	0	2	
Totals	13	13	13	13	13	12	10	9	39	455
Women	Gold	Silver	Bronze	4	5	6	7	8	Medals	Points
USA	4	-	1	1	4+1=	1	-	3	5	68.5
POL	1=	1	-	3	1=	1	1	1	2	39
JAM	1	2	1	-	2	-	-	-	4	36
RUS	1+1=	1=	-	1	-	-	2	1	3	32
GBR	-	1	2	2	-	-	-	-	3	29
GER	-	1	-	-	1	1	2	1+1=	1	19.5
ETH	1	1	-	-	-	-	-	-	2	15
UKR	-	1	1	-	-	-	1	-	2	15
BLR	-	-	1	-	-	2	1	-	1	14
FRA	1	-	-	1	-	-	-	-	1	13
SWE	1	-	-	-	1	-	-	1	1	13
CAN	-	1	1	-	-	-	-	-	2	13
NED	1	-	-	-	1	-	-	-	1	12
KEN	-	1	-	1	-	-	-	-	1	12
CZE	-	1=	-	-	1	-	-	-	1	10.5
CUB	1	-	-	-	-	-	1	-	1	10
CHN	-	-	1	-	1	-	-	-	1	10
NZL	1	-	-	-	-	-	-	-	1	8
AUS	-	1	-	-	-	-	-	-	1	7
CIV	-	1	-	-	-	-	-	-	1	7
BAH	-	-	1	-	-	-	-	-	1	6
BRN	-	-	1	-	-	-	-	-	1	6
ESP	-	-	1	-	-	-	-	-	1	6
SRB	-	-	1	-	-	-	-	-	1	6
NGR	-	-	-	-	1	-	1	-	0	6
BRA	-	-	-	1	-	-	-	-	0	5
MAR	-	-	-	1	-	-	-	-	0	5
POR	-	-	-	1	-	-	-	-	0	5
SUI	-	-	-	1	-	-	-	-	0	5
ALB	-	-	-	-	-	1	-	-	0	3
CRO	-	-	-	-	-	1	-	-	0	3
HUN	-	-	-	-	-	1	-	-	0	3
TTO	-	-	-	-	-	1	-	-	0	3
UAE	-	-	-	-	-	1	-	-	0	3
LCA	-	-	-	-	-	-	1	-	0	2
SVK	-	-	-	-	-	-	-	1	0	1
BEL	-	-	-	-	-	-	-	1=	0	0.5
Totals	12+2=11+2=	12	13	12+2=	10	10	8+2=	39	452	



© IAAF 2015™

INDIVIDUAL PLACING TABLES

These tables list every top eight placing by leading competitors at the IAAF World Indoor Championships, scoring eight points for first place, seven for second, six for third down to one for eighth place. Points are shared in the case of a tie. Excluded are medals awarded to those who ran in preliminary rounds only

COMBINED ALL-TIME PERFORMANCES

Men / Women	Country	Gold	Silver	Bronze	4th	5th	6th	7th	8th	Medals	Points
Natalya Nazarova	RUS	7	2	-	1	-	-	-	-	9	75
Maria Mutola	MOZ	7	1	1	-	-	-	-	-	9	69
Sandie Richards	JAM	3	4	-	-	2	-	-	-	7	60
Merlene Ottey	JAM/SLO	3	2	2	1	-	-	-	-	7	55
Javier Sotomayor	CUB	4	1	1=	1	1=	-	-	-	6	53
Jearl Miles Clark	USA	2	1	3	-	2	-	-	-	6	49
Gail Devers	USA	4	2	-	-	-	-	-	-	6	46
Yelena Isinbaeva	RUS	4	1	-	1	-	-	1	-	5	46
Meseret Defar	ETH	4	1	1	-	-	-	-	-	6	45
Svetlana Goncharenko	RUS	3	2	1	-	-	-	-	-	6	44

Some of the athletes in the table above have relay placings among their totals. The best with individual events only are:

MEN

Javier Sotomayor	CUB	4	1	1=	1	1=	-	-	-	6	53
Iván Pedroso	CUB	5	-	-	-	-	-	-	1	5	41
Bernard Lagat	KEN/USA	3	2	-	-	-	1	-	-	5	41
Stefan Holm	SWE	4	-	-	-	1	1=	-	1=	4	38.5
Roman Šebrle	CZE	2	-	3	-	1	-	-	-	5	38
Yaroslav Rybakov	RUS	1	4	-	-	-	-	1	-	5	38
Colin Jackson	GBR	1	3	-	1	1	-	-	-	4	38
Manuel Martínez	ESP	1	-	1	2	3	-	-	-	2	36
Chris Brown	BAH	1	1	3	-	-	-	-	-	5	33
Sergey Bubka	UKR/URS	4	-	-	-	-	-	-	-	4	32
Haile Gebrselassie	ETH	4	-	-	-	-	-	ETH	-	4	32
Mikhail Shchennikov	RUS/URS	4	-	-	-	-	-	-	-	4	32

WOMEN

Maria Mutola	MOZ	7	1	1	-	-	-	-	-	9	69
Merlene Ottey	JAM/SLO	3	2	2	1	-	-	-	-	7	55
Gail Devers	USA	4	2	-	-	-	-	-	-	6	46
Yelena Isinbaeva	RUS	4	1	-	1	-	-	1	-	5	46
Meseret Defar	ETH	4	1	1	-	-	-	-	-	6	45
Irina Privalova	RUS/URS	3	2	-	-	-	1	-	-	5	41
Stefka Kostadinova	BUL	5	-	-	-	-	-	-	-	5	40
Gabriela Szabo	ROU	4	1	-	-	-	-	-	-	5	39
Nadezhda Ostapchuk	BLR	1	4	-	-	-	-	1	-	5	38
Svetlana Feofanova	RUS	1	1+1=	2	-	1	-	-	-	5	37.5

LEADING MEN'S PLACINGS

Javier Sotomayor	CUB	4	1	1=	1	1=	-	-	-	6	53
Iván Pedroso	CUB	5	-	-	-	-	-	-	1	5	41
Bernard Lagat	KEN/USA	3	2	-	-	-	1	-	-	5	41
Stefan Holm	SWE	4	-	-	-	1	1=	-	1=	4	38.5
Milton Campbell	USA	2	2	-	-	2	-	-	-	4	38
Roman Šebrle	CZE	2	-	3	-	1	-	-	-	5	38
Yaroslav Rybakov	RUS	1	4	-	-	-	-	1	-	5	38
Colin Jackson	GBR	1	3	-	1	1	-	-	-	4	38
Chris Brown	BAH	1	1	3	-	1	-	-	-	5	37
Manuel Martínez	ESP	1	-	1	2	3	-	-	-	2	36
Davian Clarke	JAM	2	1	1	1	-	-	-	-	4	34
Kevin Little	USA	2	-	3	-	-	-	-	-	5	34
Jamie Baulch	GBR	1	2	1+1=	-	-	-	-	-	5	33.5
Sergey Bubka	UKR/URS	4	-	-	-	-	-	-	-	4	32
Haile Gebrselassie	ETH	4	-	-	-	-	-	-	-	4	32
Mikhail Shchennikov	RUS/URS	4	-	-	-	-	-	-	-	4	32
Allen Johnson	USA	3	1	-	-	-	-	-	-	4	31
Bryan Clay	USA	2	2	-	-	-	-	-	-	4	30
Liu Xiang	CHN	1	2	1	-	-	-	1	-	4	30
Tomasz Majewski	POL	-	-	2	3	-	1	-	-	2	30
Marcus O'Sullivan	IRL	3	-	-	1	-	-	-	-	3	29

Women	Country	Gold	Silver	Bronze	4th	5th	6th	7th	8th	Medals	Points
Valerie Adams/Vili	NZL	3	1	-	-	-	-	-	-	4	31
Olesya Krasnomovets	RUS	3	1	-	-	-	-	-	-	4	31
Tatyana Kotova	RUS	2	2	-	-	-	-	-	-	4	30
Heike Redetzky	GER	1	1	2	-	-	1	-	-	4	30
Yamilé Aldama	CUB/GBR/SUD	1	1	1	-	1	1	1	-	3	30
Nadine Kleinert	GER	-	1	1	1	3	-	-	-	2	30
Diane Dixon	USA	2	1	1	-	-	-	-	-	4	29
Natasha Hastings	USA	2	1	1	-	-	-	-	-	4	29
Heike Drechsler	GER	2	1	-	-	1	-	1	-	3	29
Yargelis Savigne	CUB	1	1	-	1	2	-	-	-	2	28
Natalya Dobrynska	UKR	1	2	-	1	-	-	-	-	3	27
Juliet Campbell	JAM	1	1	1	-	1	-	-	-	3	25
Tatyana Chebykina	RUS	3	-	-	-	-	-	-	-	3	24
Christine Wachtel	GER	3	-	-	-	-	-	-	-	3	24
Tatyana Levina	RUS	3	-	-	-	-	-	-	-	3	24
Ionela Tîrlea	ROU	1	-	1	2	-	-	-	-	2	24
Margareta Keszeg	ROU	-	2	1	-	1	-	-	-	3	24
Helena Fuchsová	CZE	-	1	2	1	-	-	-	-	3	24
Anna Rogowska	POL	-	1	1	-	1=	1+1=	1	-	2	24
Marta Domínguez	ESP	-	1	-	2	1	1	-	-	1	24
Ashia Hansen	GBR	2	1	-	-	-	-	-	-	3	23
Angela Williams	USA	2	1	-	-	-	-	-	-	3	23
Yelena Slesarenko	RUS	2	1	-	-	-	-	-	-	3	23
Debbie Dunn	USA	2	1	-	-	-	-	-	-	3	23
Chandra Sturup	BAH	1	1	-	-	2	-	-	-	2	23
Joetta Clark	USA	1	-	2	-	-	1	-	-	3	23
Regina Jacobs	USA	2	-	1	-	-	-	-	-	3	22
Natalya Lisovskaya	URS	2	-	1	-	-	-	-	-	3	22
Kerry Junna-Saxby	AUS	1	2	-	-	-	-	-	-	3	22
Marieta Ilcu	ROU	1	1	1	-	-	-	-	1	3	22
Olga Rypakova	KAZ	1	1	-	1	-	-	1	-	2	22
Stephanie Storp	GER	-	1	-	3	-	-	-	-	1	22
Lidia Chojecka	POL	-	-	3	-	-	1	-	1	3	22
Doina Melinte	ROU	2	-	-	1	-	-	-	-	2	21
Nelli Cooman	NED	2	-	-	-	-	1	1	-	2	21
Stacy Dragila	USA	1	1	-	1	-	-	-	1	2	21
Glory Alozie	ESP/NGR	-	3	-	-	-	-	-	-	3	21
Inga Babakova	UKR	-	2	1	-	-	-	-	1	3	21
Svetlana Usovich	BLR	-	2	-	-	1	1	-	-	2	21
Yumileidi Cumbá	CUB	-	1	-	-	2	2	-	-	1	21
Liliana Allen	CUB	-	-	1	3	-	-	-	-	1	21
Veronica Campbell-Brown	JAM	2	-	-	-	1	-	-	-	2	20
Ely van Hulst	NED	2	-	-	-	-	1	-	1	2	20
Beate Anders	GER	1	1	-	1	-	-	-	-	2	20
Ludmila Formanová	CZE	1	1	-	1	-	-	-	-	2	20
Olga Shishigina	KAZ	1	1	-	1	-	-	-	-	2	20
Gelete Burka	ETH	1	-	2	-	-	-	-	-	3	20
Tianna Bartoletta	USA	1	-	2	-	-	-	-	-	3	20
Aliuska López	CUB	1	-	1	-	1	-	1	-	2	20
Deon Hemmings	JAM	1	-	-	1	1	1	-	-	1	20
Anna Kozak	BLR	-	2	1	-	-	-	-	-	3	20
Iva Prandzheva	BUL	-	2	1	-	-	-	-	-	3	20
Ilona Usovich	BLR	-	2	1	-	-	-	-	-	3	20
Monique Hennagan	USA	-	-	2	-	2	-	-	-	2	20
Monika Pyrek	POL	-	-	1+1=	1	1=	-	-	-	2	20
Most points without a medal: Lacena Golding	JAM	-	-	-	2	-	2	1	1	0	19



WORLD INDOOR RECORDS & BESTS SET

(at World Indoor Games or Championships)

	EVENT	MARK	NAME	COUNTRY	VENUE	DATE
1985 (1 world best)						
Men	400m	45.60	Thomas Schönlebe	GDR	Paris	19 Jan 85
1987 (5 world records)						
Men	60m	6.50	Lee McRae	USA	Indianapolis	7 Mar 87
	5000m Walk	18:27.79	Mikhail Shchennikov	URS	Indianapolis	7 Mar 87
Women	200m	22.27	Heike Drechsler	GDR	Indianapolis	7 Mar 87
	High Jump	2.05	Stefka Kostadinova	BUL	Indianapolis	8 Mar 87
	3000m Walk	12:05.49	Olga Krishtop	URS	Indianapolis	6 Mar 87
1989 (5)						
Men	800m	1:44.84	Paul Ereng	KEN	Budapest	4 Mar 89
	High Jump	2.43	Javier Sotomayor	CUB	Budapest	4 Mar 89
	5000m Walk	18:27.10	Mikhail Shchennikov	URS	Budapest	5 Mar 89
Women	3000m	8:33.82	Ely van Hulst	NED	Budapest	4 Mar 89
	3000m Walk	12:01.65	Kerry Saxby/Junna-Saxby	AUS	Budapest	4 Mar 89
1991 (8)						
Men	5000m Walk	18:23.55	Mikhail Shchennikov	URS	Sevilla	10 Mar 91
	4 x 400m Relay	3:03.05	Germany (Rico Lieder, Jens Carlowitz, Karsten Just, Thomas Schönlebe)	GER	Sevilla	10 Mar 91
Women	200m	22.24	Merlene Ottey	JAM	Sevilla	10 Mar 91
	3000m Walk	11:50.90	Beate Anders	GER	Sevilla	9 Mar 91
	Triple Jump	14.30	Inessa Kravets	URS	Sevilla	9 Mar 91
		14.39	Inessa Kravets	URS	Sevilla	9 Mar 91
		14.44	Inessa Kravets	URS	Sevilla	9 Mar 91
	4 x 400m Relay	3:27.22	Germany (Sandra Seuser, Kathrin Schreiter, Annett Hesselbarth, Grit Breuer)	GER	Sevilla	10 Mar 91
1993 (2)						
Men	Heptathlon	6476	Dan O'Brien (6.67, 7.84, 16.02, 2.13, 7.85, 5.20, 2:57.96)	USA	Toronto	13/14 Mar 93
Women	Triple Jump	14.47	Inessa Kravets	UKR	Toronto	14 Mar 93
1995 (1)						
Women	Triple Jump	15.03	Iolanda Chen	RUS	Barcelona	12 Mar 95
1997 (4)						
Men	800m	1:43.96	Wilson Kipketer	DEN	Paris	7 Mar 97
		1:42.67	Wilson Kipketer	DEN	Paris	7 Mar 97
Women	Pole Vault	4.40	Stacy Dragila	USA	Paris	9 Mar 97
	4 x 400m Relay	3:26.84	Russia (Tatyana Chebykina, Svetlana Goncharenko, Olga Kotlyarova, Tatyana Alekseyeva)	RUS	Paris	9 Mar 97
1999 (2)						
Men	4 x 400m Relay	3:02.83	United States (Andre Morris, Dameron Johnson, Deon Minor, Milton Campbell)	USA	Maebashi	7 Mar 99
Women	4 x 400m Relay	3:24.25	Russia (Tatyana Chebykina, Svetlana Goncharenko, Olga Kotlyarova, Natalya Nazarova)	RUS	Maebashi	7 Mar 99
2001 (None)						
2003 (1)						
Women	Pole Vault	4.80	Svetlana Feofanova	RUS	Birmingham	16 Mar 03
2004 (6)						
Men	Triple Jump	17.83	Christian Olsson	SWE	Budapest	7 Mar 04
Women	Pole Vault	4.86	Yelena Isinbaeva	RUS	Budapest	6 Mar 04
	Triple Jump	15.16	Tatyana Lebedeva	RUS	Budapest	6 Mar 04
		15.25	Tatyana Lebedeva	RUS	Budapest	6 Mar 04
		15.36	Tatyana Lebedeva	RUS	Budapest	6 Mar 04
	4 x 400m Relay	3:23.88	Russia (Olesya Krasnomovets, Olga Kotlyarova, Tatyana Levina, Natalya Nazarova)	RUS	Budapest	7 Mar 04

	EVENT	MARK	NAME	COUNTRY	VENUE	DATE
2006 (None)						
2008 (None)						
2010 (1)						
Men	Triple Jump	17.90	Teddy Tamgho	FRA	Doha	14 Mar 10
2012 (2)						
Men	Heptathlon	6645	Ashton Eaton (6.79, 8.16, 14.56, 2.03, 7.68, 5.20, 2:32.77)	USA	Istanbul	10 Mar 12
	Pentathlon	5013	Nataliya Dobrynska (8.38, 1.84, 16.51, 6.57, 2:11.15)	UKR	Istanbul	9 Mar 12
2014 (1)						
Men	4 x 400m Relay	3:02.13	United States (Kyle Clemons, David Verburg, Kind Butler, Calvin Smith)		Sopot	9 Mar 14

DOPING VIOLATIONS AT IAAF WORLD INDOOR CHAMPIONSHIPS


This list shows all athletes to have had their World Indoor Championship performances annulled due to doping violations, committed either at or before the championships. Those shown in bold have been reported since the 2014 edition of this book

	NAME	COUNTRY	EVENT	PLACE	MARK	PRELIMINARIES
1985 (None)						
1987 (2)						
Men	Ben Johnson	CAN	60m	gold	6.41	1h1/6.60, 1s1/6.49
Women	Angella Issajenko	CAN	60m	silver	7.08	2h3/7.10, 2s2/7.15
1989 & 1991 (None)						
1993 (4)						
Men	Daniel Ivanov	BUL	Long Jump	bronze	7.98	2qA/7.95
	Nikolay Raev	BUL	Triple Jump	bronze	17.27	6qB/16.55
Women	Irina Belova	RUS	Pentathlon	1st	4787	8.20, 1.82, 13.51, 6.45, 2:11.11
	Marina Shmonina	RUS	4x400mR	gold	3:28.90	(leg 1/52.37)
			MedleyR	dq	3:49.4	(leg 2-200m/23.0)
1995 (3)						
Women	Lyubov Kremlyova	RUS	1500m	bronze	4:13.19	
	Violeta Beclea	ROU	1500m	4th	4:16.32	
	Larisa Peleshenko	RUS	Shot Put	gold	19.93	
1997 (2)						
Men	Jonathan Nsenga	BEL	60m Hurdles	6th	7.71	2h2/7.61, 3s2/7.60
Women	Mary Slaney	USA	1500m	silver	4:05.22	2h2/4:10.27
1999 (4)						
Men	Rostislav Dimitrov	BUL	Triple Jump	silver	17.05	
Women	Inger Miller	USA	60m	bronze	7.06	1h3/7.07, 1s2/7.03
	Vita Pavlysh	UKR	Shot Put	gold	21.43	
	Irina Korzhanenko	RUS	Shot Put	silver	20.56	
2001 (2)						
Men	Jerome Young	USA	4x400mR	silver	3:04.64	(leg 4/46.23), 2h1/3:06.39 (leg 3/46.64)
Women	Kelli White	USA	200m	2h6	23.81	
			4x400mR	4th	3:32.76	(leg 3/53.61)
2003 (5)						
Men	Jerome Young	USA	4x400mR	gold	3:04.09	(leg 2/46.31), 1h1/3:04.17 (leg 3/46.14)
Women	Zhanna Block	UKR	60m	gold	7.04	1h5/7.16, 1s2/7.08
	Michelle Collins	USA	200m	gold	22.18	1h6/23.01, 1s2/22.31
	Yekaterina Puzanova	RUS	800m	6th	2:00.86	3h1/2:02.65, 3s1/2:00.73
	Maria Tsirba	GRE	3000m	8th	8:52.21	5h2/8:52.70

	NAME	COUNTRY	EVENT	PLACE	MARK	PRELIMINARIES
2004 (6)						
Men	Ioan Vieru	ROU	400m	2h2	47.07	
	Abdelkader Hachlaf	MAR	1500m	4th	3:53.22	2h1/3:41.75
	Duane Ross	USA	60mH	dnf/h2	-	
Women	Anastasiya Kapachinskaya	RUS	200m	gold	22.78	1h1/23.10, 1s2/22.86
	Crystal Cox	USA	200m	4s2	23.55	2h3/23.23
	Vita Pavlysh	UKR	Shot Put	gold	20.49	2qB/18.88
2006 (4)						
Men	Andrei Mikhnevich	BLR	Shot Put	silver	21.37	2q/20.35
Women	Zhanna Block	UKR	60m	6th	7.19	2h2/7.26, 3s1/7.19
	Tatyana Kotova	RUS	Long Jump	gold	7.00	1qA/6.73
	Nadezhda Ostapchuk	BLR	Shot Put	6th	18.13	3q/18.98
2008 (5)						
Men	Andrei Mikhnevich	BLR	Shot Put	4th	20.82	5q/20.58
Women	Christy Ekpukhon	NGR	400m	dns/s1	-	3h3/53.34
	Yelena Soboleva	RUS	1500m	gold	3:57.71	2h1/4:07.85
	Yuliya Fomenko	RUS	1500m	silver	3:59.41	1h2/4:05.94
	Bouchra Ghézielle	FRA	1500m	7th	4:08.66	4h2/4:08.83
2010 (9)						
Men	Kevin Rans	BEL	Pole Vault	dnq	5.45	
	Andrei Mikhnevich	BLR	Shot Put	silver	21.68	3qA/20.34
Women	Mounira Al-Saleh	SYR	400m	5h1	54.53	
	Alemitu Bekele	TUR	3000m	5th	8:53.78	3h2/8:48.73
	Anna Alminova	RUS	1500m	7th	4:09.81	2h1/4:12.50
	Anca Heltne	ROU	Shot Put	7th	18.86	3q/19.10
	LaVerne Jones-Ferrette	ISV	60m	silver	7.03	1h3/7.14, 1s2/7.05
	Bobby-Gaye Wilkins	JAM	400m	5s2	52.59	4h2/52.86
	Yevgeniya Zinurova	RUS	4x400mR 800m	bronze 6th	3:28.49 2:01.68	(leg 1/51.29) 2h1/2:03.44
Disqualified by Russian Anti-Doping Agency and subject to ongoing disciplinary procedures as at January 31, 2016:						
Women	<i>Tatyana Chernova</i>	<i>RUS</i>	<i>Pentathlon</i>	<i>bronze</i>	<i>4762</i>	
2012 (12)						
Men	Mohamed Othman Shahween	KSA	1500m	8h2	3:45.12	
	Rabah Yousif	SUD	400m	dq/s2	-	4h2/47.30
Women	Demetra Arachoviti	CYP	60mH	4h2	8.49	
	Yelena Arzhakova	RUS	1500m	7th	4:13.04	4h2/4:09.15
	Aslı Çakır Alptekin	TUR	1500m	bronze	4:08.74	5h2/4:09.30
	Bimbo Miel Ayedou	BEN	400m	5s3	54.26	4h3/54.44
	Inna Eftimova	BUL	60m	7s2	7.44	2h6/7.35
	Natalya Koreyvo	BLR	1500m	4th	4:10.12	3h1/4:11.53
	Yuliya Rusanova	RUS	800m	6th	2:01.87	1h1/2:00.26
	Anzhelika Shevchenko	UKR	1500m	4h1	4:12.78	
	Svitlana Shmidt	UKR	3000m	10th	9:03.99	3h1/9:12.39
Nataliya Tobias	UKR	3000m	9th	9:00.78	3h2/9:01.76	
2014 (4)						
Women	Anca Heltne	ROU	SP	dnq	17.35	
	Natalya Lupu	UKR	800m	5th	2:01.17	1h2/2:00.65
	Ksenia Ryzhova	RUS	400m	4s2	51.64	2h3/52.47
			4x400mR	4th	3:28.39	(leg 4/49.83), 2h1/3:30.87*
	Svitlana Shmidt	UKR	3000m	7h2	9:25.98	

* Russia disqualified from 4x400m heats in accordance with IAAF rule 41.1 from March 2004, even though Ryzhova ran only in the final





RESULTS FROM PAST MAJOR CHAMPIONSHIPS

IAAF WORLD INDOOR GAMES

Paris, France 18/19 Jan 85

IAAF WORLD INDOOR CHAMPIONSHIPS

1, Indianapolis, United States	6-8 Mar 87
2, Budapest, Hungary	3-5 Mar 89
3, Seville (Sevilla), Spain	8-10 Mar 91
4, Toronto, Canada	12-14 Mar 93
5, Barcelona, Spain	10-12 Mar 95
6, Paris, France	7-9 Mar 97
7, Maebashi, Japan	5-7 Mar 99
8, Lisbon (Lisboa), Portugal	9-11 Mar 01
9, Birmingham, Great Britain & NI	14-16 Mar 03
10, Budapest, Hungary	5-7 Mar 04
11, Moscow (Moskva), Russia	10-12 Mar 06
12, Valencia, Spain	7-9 Mar 08
13, Doha, Qatar	12-14 Mar 10
14, Istanbul, Turkey	9-11 Mar 12
15, Sopot, Poland	7-9 Mar 14
16, Portland, United States	17-20 Mar 16
17, Birmingham, Great Britain & NI	2018

1997 & 1999 Award money: 1st: \$50,000; 2nd: \$20,000; 3rd: \$10,000.
 Relays (shared): 1st: \$60,000; 2nd: \$30,000; 3rd: \$16,000; World Record: \$50,000. (Note: For women's pole vault, 50% reduction in 1997, 25% reduction in 1999)
 2001-2014 Award money (Individuals & relays): 1st: \$40,000; 2nd: \$20,000; 3rd: \$10,000; 4th: \$8000; 5th: \$6000; 6th: \$4000. World Record: \$50,000

For each event, the following data are given:

Full results and brief report from each IAAF World Championship event
 Reports by Mark Butler (1985-2004/2014) and Richard Hymans (2006-2012)
 WR = World Indoor Record

Multiple Medallists:

Athletes having won two or more medals in the event

Most Finals:

Athletes having contested most finals (top eight if straight final) in the event or everyone having contested five or more

Most Appearances:

Athletes having made the most appearances in the event or everyone with six or more

National Placings:

A table of placings by country in the first eight of each final. Point scores are computed by giving six points for first place, five for second etc., down to one for sixth. Placings by the GDR and FRG are given in a single entry for Germany. Ties are denoted by the character "="

Please note that results from the 1985 World Indoor Games and the non-championship women's triple jump of 1991 and heptathlon, pentathlon and medley relays of 1993 are included in these statistics

Rule numbers are given in the event of disqualifications for the 1997 World Indoor Championships or later. The equivalent rule numbers in the current IAAF Competition Rules (2016-2017) are given, which are:

- 40.1 – Doping violation during or in connection with current competition
- 40.9 – Doping violation prior to current competition
- 41.1 – Doping violation any members competing on a relay team
- 149 – Entry to championships on the grounds of invalid performances
- 162.7 – Two false starts
- 163.2 – Obstruction
- 163.3 – Running out of lane
- 170.13 – Dropped baton not retrieved by the athlete who dropped it
- 170.19 – Outgoing runner in 4x400m relay begins running and/or breaks from lane too early
- 218.4 – Illegal change of position by waiting relay runner (indoors)

MEN

60 Metres

Paris 1985

Final (Jan 18: Non-championship)

1, Ben Johnson	CAN	6.62
2, Sam Graddy	USA	6.63
3, Ronald Desruelles	BEL	6.68
4, Lincoln Asquith	GBR	6.69
5, Bruno Marie-Rose	FRA	6.73
6, Cameron Sharp	GBR	6.74

At the 1984 Olympic Games, Sam Graddy and Ben Johnson finished second and third behind Carl Lewis. In Paris, the Canadian reversed that order. Graddy got the better start, but Johnson – who had clocked 6.56 just before the Games – edged ahead to win by 0.01. It should be remembered that Johnson has since admitted to doping violations at the time of his Paris win, as noted in further detail below for 1987. As at January 31, 2016, the IAAF have not formally stripped him of the gold medal he won in Paris.

First round (Winner & 6 fastest to semi-finals) (Jan 18)

Heat 1: 1, Graddy 6.73; 2, Anri Grigorov BUL 6.83; 3, Shim Duck-Sub KOR 6.89; 4, Paulo Correia BRA 6.91; 5, Lars Pedersen DEN 6.92

Heat 2: 1, Desruelles 6.65; 2, Attila Kovács HUN 6.80; 3, Kaoru Matsuura JPN 6.84; 4, Mel Lattany USA 6.87; 5, John Hunt NZL 6.98; 6, Mohammed Samantar PRY 7.32

Heat 3: 1, Asquith 6.69; 2, A da Silva 6.78 (6.772); 3, Pierfrancesco Pavoni ITA 6.80; 4, Fadi Micaelian LIB 7.21; 5, Martin Muñoz MEX 7.26

Heat 4: 1, Burkart 6.66; 2, Johnson 6.72; 3, Ullo 6.75; 4, Modesto Castillo DOM 6.85; 5, Ernawan Witsara INA 6.99

Heat 5: 1, Marie-Rose 6.67; 2, Sharp 6.71; 3, Purnomo 6.77; 4, Charles Seck SEN 6.78 (6.774); 5, Faraj Marzouk QAT 6.82

Heat 6: 1, Sharpe 6.68; 2, Richard 6.72; 3, Clayton Kearney AUS 6.92; 4, Nabil Nahri SYR 7.07

Semi-finals (First 3 to final) (Jan 18)

Heat 1: 1, Desruelles 6.62; 2, Graddy 6.65; 3, Asquith 6.66; 4, Tony Sharpe CAN 6.66; 5, Antoine Richard FRA 6.78; 6, Arnaldo da Silva BRA 6.78

Heat 2: 1, Marie-Rose 6.62; 2, Johnson 6.66; 3, Sharp 6.66; 4, Antonio Ullo ITA 6.71; 5, Stefan Burkart SUI 6.77; 6, Mohamed Yuhdi Purnomo INA 6.78

Indianapolis 1987

Final (Mar 7)

1, Lee McRae	USA	6.50WR
2, Mark Witherspoon	USA	6.54
3, Pierfrancesco Pavoni	ITA	6.59
4, Antonio Ullo	ITA	6.64
5, Ronald Desruelles	BEL	6.67
=6, Christian Haas	FRG	6.68
Bruno Marie-Rose	FRA	6.68
(1), Ben Johnson	CAN	DQ (6.41)

Johnson, now the world indoor record holder at 6.44, was clearly in superb form. He won his semi-final, easing up, in 6.49. There was drama before the start of the final. First, a twitch by McRae set the field off. Then Johnson got a brilliant and apparently valid start – only for the recall gun to be fired when he was halfway up the track.

While the 20,023 crowd boed, Johnson was penalised for a false start. After studying the reaction times, the judges changed their minds and blamed Haas. When at last there was a valid start, the muscular Canadian was again away blindingly fast. He won by a metre from McRae in a world record of 6.41, and was moving so quickly after the finish that he propelled himself into a somersault over the padded barrier on the edge of the running oval. Johnson was unhurt but was not completely happy, either, estimating that he would have run 6.36 if he had not been recalled from that second start.

In June 1989, Johnson admitted for the first time that he had taken anabolic steroids regularly for six years before his disqualification at the 1988 Olympic Games. The IAAF Council subsequently stripped

him of his world records and 1987 world title. McRae was thus promoted to world indoor champion and his time of 6.50 accorded world record status.

First round (First 2 & 4 fastest to semi-finals) (Mar 6)

Heat 1: 1, Kovács 6.76; 2, John Albertie LCA 6.91; 3, Cyril Brioché SEY 7.11; 4, William George LBR 7.38; Johnson DQ (6.60)

Heat 2: 1, McRae 6.66; 2, Richard 6.71; 3, Wade 6.73; 4, Rick Jones CAN 6.77; 5, Ricardo Chacón CUB 6.79; 6, Esteban Barja DOM 6.92; 7, Simon Kipkemboi KEN 7.12

Heat 3: 1, Witherspoon 6.66; 2, Simón 6.69; 3, Charles Seck SEN 6.74; 4, Greg Meghoo JAM 6.88; 5, Lars Hummel DEN 6.97; 6, Julien Thode AHO 7.00; 7, Sunday Olweny UGA 7.22; 8, Carl Chikksen ZIM 7.23

Heat 4: 1, Haas 6.66; 2, Marie-Rose 6.67; 3, Mike McFarlane GBR 6.76; 4, Neville Hodge ISV 6.83; 5, Dazel Jules TTO 6.84; 6, Earl Hazel SKN 6.99; 7, Ziad Hanna LIB 7.14

Heat 5: 1, Desruelles 6.64; 2, Li 6.70; 3, Ullo 6.70; 4, Bunney 6.72; 5, Javier Arques ESP 6.75; 6, Greg Barnes ISV 6.85; 7, Sumet Promna THA 7.07; 8, Rodney Cox TKS 7.27

Heat 6: 1, Pavoni 6.64; 2, Atanasov 6.68; 3, Trott 6.69; 4, Orde Ballantyne VIN 7.05; 5, Clifford Mamba SWZ 7.21; 6, Trevor Davis AIA 7.21; Róbbson da Silva BRA DNS

Semi-finals (First 4 to final) (Mar 6)

Heat 1: 1, McRae 6.58; 2, Ullo 6.65; 3, Haas 6.67; 4, Valentin Atanasov BUL 6.67; 5, Antoine Richard FRA 6.69; 6, Andrés Simón CUB 6.72; 7, Attila Kovács HUN 6.83; Johnson DQ (6.49)

Heat 2: 1, Witherspoon 6.60; 2, Pavoni 6.66; 3, Marie-Rose 6.66; 4, Desruelles 6.67; 5, Li Tao CHN 6.70; 6, William Trott BER 6.71; 7, Elliot Bunney GBR 6.74; 8, Rohan Wade JAM 6.81

Budapest 1989

Final (Mar 5)

1,	Andrés Simón	CUB	6.52
2,	John Myles-Mills	GHA	6.59
3,	Pierfrancesco Pavoni	ITA	6.61
4,	Antonio Ullo	ITA	6.63
5,	Michael Rossweiss	GBR	6.64
6,	Mathias Schlicht	FRG	6.67

Simón became the favourite after the semi-finals, where he won his heat in a personal best of 6.54. The charismatic Cuban, only 1.60m tall, got the best start in the final and was a clear winner in another lifetime best. He proceeded to sprint back down the straight in celebration before running a lap of honour carrying a Cuban flag.

The second heat of the semi-finals produced one of the biggest mass finishes ever at this level – five men within the space of 0.01. One of the unlucky runners was Stanley Floyd, meaning that the United States were unrepresented in a world sprint final for the first time.

First round (Winner & 6 fastest to semi-finals) (Mar 5)

Heat 1: 1, Berger 6.62; 2, Schlicht 6.64; 3, Surin 6.72; 4, Shane Naylor AUS 6.83; Trevor Davis AIA DQ

Heat 2: 1, Chacón 6.62; 2, Ullo 6.64; 3, Alexandr Shlychov URS 6.77; 4, Arnaldo da Silva BRA 6.78; 5, Franz Ratzenberger AUT 6.80; 6, Luis Cunha POR 6.90

Heat 3: 1, Simón 6.62; 2, Ronald Desruelles BEL 6.74; 3, Jirí Hudec TCH 6.76; 4, Shinji Aoto JPN 6.76; 5, Yiannis Zisimides CYP 6.81; 6, Guillermo Saucedo BOL 7.08

Heat 4: 1, Pavoni 6.66; 2, Williams 6.71; 3, Attila Kovács HUN 6.74; 4, Mike McFarlane GBR 6.76; 5, Fabian Whyms BAH 6.79; 6, Ayhan Bodur TUR 7.03

Heat 5: 1, Rossweiss 6.64; 2, Wayne Watson JAM 6.80; 3, István Tatar HUN 6.80; 4, Emmanuel Tuffour GHA 6.85; 5, Jouni Myllymäki FIN 6.86

Heat 6: 1, Floyd 6.63; 2, Myles-Mills 6.64; 3, Kurihara 6.69; 4, Anri Grigorov BUL 6.73; 5, Clinton Bufuku ZAM 7.18; 6, Marco Tamagnini SMR 7.22

Semi-finals (First 3 to final) (Mar 5)

Heat 1: 1, Simón 6.54; 2, Rossweiss 6.58; 3, Ullo 6.61; 4, Andreas Berger AUT 6.82; 5, Desai Williams CAN 6.64; 6, Koji Kurihara JPN 6.72

Heat 2: 1, Myles-Mills 6.58; 2, Pavoni 6.58; 3, Schlicht 6.58; 4, Stanley Floyd USA 6.59; 5, Ricardo Chacón CUB 6.59; 6, Bruny Surin CAN 6.61

Seville 1991

Final (Mar 8)

				Reactions
1,	Andre Cason	USA	6.54	0.188
2,	Linford Christie	GBR	6.55	0.149
3,	Chidi Imoh	NGR	6.60	0.188
4,	Ben Johnson	CAN	6.61	0.155
5,	Andrés Simón	CUB	6.61	0.174

6,	Joel Isasi	CUB	6.64	0.170
7,	Vitaliy Savin	URS	6.66	0.165
8,	Bruny Surin	CAN	6.66	0.198

Johnson – making his return to major competition following a two-year suspension – stole the limelight when he stumbled and almost fell at the start of his heat.

The Canadian made the final as a fastest loser, by which time it was clear that the title would go to Cason or Christie. The American got the best start, leaving the much taller Christie little time to try to close the gap. Christie failed to catch Cason by a margin of just 0.007.

First round (First 3 & 6 fastest to semi-finals) (Mar 8)

Heat 1: 1, Rossweiss 6.74; 2, Johnson 6.75; 3, Ullo 6.76; 4, Turon 6.76; 5, Einar-Thor Einársson ISL 6.91; 6, Lai Cheng-Chuan TPE 6.95; 7, Laurent Kemp LUX 6.97

Heat 2: 1, Savin 6.68; 2, Berger 6.71; 3, Kavakioğlu 6.74; 4, Schulte 6.77; 5, Amadou Mbaye SEN 6.98; 6, Guillermo Saucedo BOL 7.20; Domenico Canti SMR DQ

Heat 3: 1, Simón 6.65; 2, Zigrion 6.71; 3, Turay 6.73; 4, Gascon 6.74; 5, Abdullahi Tetengi NGR 6.85; 6, Fernando Botasso BRA 6.93; 7, Clinton Bufuku ZAM 6.96

Heat 4: 1, Imoh 6.69; 2, Huke 6.77; 3, Akogiram 6.80; 4, Valik 6.81; 5, Carlos Moreno CHI 6.86; 6, Carlos Garcia DOM 7.11; 7, Rodney Cox TKS 7.11

Heat 5: 1, Cason 6.52; 2, Isasi 6.63; 3, Seck 6.70; 4, Arnaldo da Silva BRA 6.85; 5, Alfonso Deslander ANG 7.23

Heat 6: 1, Christie 6.61; 2, Surin 6.64; 3, Ratzenberger 6.73; 4, Tuffour 6.76; 5, Nchinda 6.76; 6, Dudley Den Dulk AHO 7.01; 7, Trevor Davis AIA 7.24

Semi-finals (First 2 & 2 fastest to final) (Mar 8)

Heat 1: 1, Cason 6.55; 2, Isasi 6.63; 3, Michael Rossweiss GBR 6.68; 4, Florencio Gascon ESP 6.75; 5, Charles Seck SEN 6.76; 6, Eric Akogiyram GHA 6.77; 7, Jirí Valik TCH 6.79; 8, Michael Huke GER 6.94

Heat 2: 1, Christie 6.56; 2, Imoh 6.60; 3, Johnson 6.63; 4, Andreas Berger AUT 6.68; 5, Luis Turon ESP 6.69; 6, Dietmar Schulte GER 6.75; 7, Sanusi Turay SLE 6.76; 8, Antonio Ullo ITA 6.77

Heat 3: 1, Simón 6.60; 2, Surin 6.61; 3, Savin 6.66; 4, Emmanuel Tuffour GHA 6.69; 5, Franz Ratzenberger AUT 6.76; 6, Olivier Zigrion CIV 6.80; 7, Sam Nchinda CMR 6.83; 8, Cengiz Kavakioğlu TUR 6.84

Toronto 1993

Final (Mar 12)

1,	Bruny Surin	CAN	6.50	0.143
2,	Frankie Fredericks	NAM	6.51	-
3,	Talal Mansoor	QAT	6.57	0.157
4,	Jon Drummond	USA	6.58	0.152
5,	Joel Isasi	CUB	6.61	0.147
6,	Dennis Mitchell	USA	6.62	0.164
7,	Andrés Simón	CUB	6.63	0.138
	Jason John	GBR	DNF	

Surin, eighth in 1991, became Canada's first official World Champion after edging in front of Olympic sprint silver medalist Fredericks in the final 15m. The Haitian-born Canadian, who had clocked 6.45 earlier in the year, equalled the championship record of 6.50 in both heat and semi-final.

In a reference to Ben Johnson, who had subsequently failed another doping test, Surin said "The message I want to send is that some people think that an athlete can't be top without being on drugs but I am the guy saying now it is possible."

First round (First 2 & 4 fastest to semi-finals) (Mar 12)

Heat 1: 1, Venter 6.76; 2, Tuffour 6.78; 3, Ibrahim Meité CIV 6.82; 4, Damien Marsh AUS 6.83; 5, Steve Lewis MNT 6.91; 6, Miguel Janssen ARI 6.97; 7, Sergey Lopatkin AZE 7.07; 8, Moussa Sawadogo MLI 7.14

Heat 2: 1, Isasi 6.73; 2, Sutherland 6.75; 3, Alexandros Yenovelis GRE 6.77; 4, Vitaliy Savin KAZ 6.79; 5, Ray Stewart JAM 6.85; 6, Shinji Aoto JPN 6.87; 7, Valentin Nbgobo CAF 7.29

Heat 3: 1, Surin 6.59; 2, Cojocar 6.72; 3, Terzian 6.73; 4, Olivier Théophile FRA 6.74; 5, Juan J. Traper ESP 6.75; 6, Claus Hirsbro DEN 6.93; 7, Einar Einársson ISL 6.95

Heat 4: 1, Mansoor 6.61; 2, Drummond 6.63; 3, Kjensli 6.73; 4, Stefano Tili ITA 6.75; 5, Ménélik Lawson TOG 6.91; 6, Cengiz Kavakioğlu TUR 6.99

Heat 5: 1, John 6.65; 2, Simón 6.69; 3, Turay 6.72; 4, Porkhomovskiy 6.73; 5, Anvar Kuchmuradov UZB 6.86; 6, Driss Bensadou MAR 6.98; 7, Guillermo Saucedo BOL 7.27

Heat 6: 1, Fredericks 6.60; 2, Mitchell 6.68; 3, Jirí Valik CZE 6.74; 4, Hisatsugu Suzuki JPN 6.78; 5, Sa'ad Marzouk KUW 6.89; 6, Donovan Powell JAM 7.02

Semi-finals (First 3 & 2 fastest to final) (Mar 12)

Heat 1: 1, Surin 6.50; 2, Isasi 6.59; 3, John 6.60; 4, Mitchell 6.61; 5, Aleksandr

Porkhomyoskiy RUS 6.68; 6, Daniel Cojocar ROU 6.72; 7, Sanusi Turay SLE 6.78; 8, Emmanuel Tuffour GHA 6.79

Heat 2: 1, Fredericks CAN 6.57; 2, Mansoor 6.55; 3, Drummond 6.62; 4, Simón 6.65; 5, Derrick Sutherland CAN 6.71; 6, Kennet Kjensli NOR 6.72; 7, Alexandros Terzian GRE 6.72; 8, Johann Venter RSA 6.77

Barcelona 1995

Final (Mar 10)

1,	Bruny Surin	CAN	6.46	0.122
2,	Darren Braithwaite	GBR	6.51	0.115
3,	Robert Esmie	CAN	6.55	0.126
4,	Maurice Greene	USA	6.59	0.125
5,	Marc Blume	GER	6.59	0.139
6,	Gus Nketia	NZL	6.63	0.123
7,	Patrick Strenius	SWE	6.64	0.138
8,	Vitaliy Savin	KAZ	6.65	0.131

Surin retained his title with a 1995 world best time which was also a championship record. It was another Canadian – Esmie – who got the better start. The Canadian pair were split by Braithwaite, who set a personal best. The other British representative, Michael Rosswess, was less happy. He lost a place in the final on the toss of a coin. Both he and Marc Blume clocked exactly the same time of 6.619 in the semi-finals but there was only room for one of them in the final.

First round (First 2 & 10 fastest to semi-finals) (Mar 10)

Heat 1: 1, Tili 6.64; 2, Meité 6.66; 3, Gorgani 6.73; 4, Mizera 6.78; 5, Carlos Villaseñor MEX 6.93; 6, Damien Marsh AUS 6.94; Felix Mahama Mabene GEQ DQ

Heat 2: 1, Surin 6.59; 2, Ito 6.68; 3, Henderson 6.71; 4, Hedner 6.72; 5, Aime Issa Nthepe CMR 6.78; 6, Frenk Perri NED 6.82; 7, Khaled Juma BRN 6.97

Heat 3: 1, Braithwaite 6.54; 2, Nketia 6.59; 3, Zisimides 6.67; 4, Janssen 6.75; 5, Peter Pulu NGU 6.79; 6, Frank Arnegnigam TOG 6.79; 7, Sanusi Turay SLE 6.82; Geoffrey Watsumbi UGA DQ

Heat 4: 1, Yvenovels 6.64; 2, Savin 6.74; 3, Kennet Kjensli NOR 6.82; =4, Holger Blume GER & Alloke Nicolas CIV 6.86; 6, Marco Belzaira PAN 6.95; 7, Branislav Jajcinin BIH 7.12

Heat 5: 1, Esmie 6.60; 2, M Blume 6.66; 3, Ramirez 6.73; 4, Guims 6.77; 5, Vitaliy Medvedevyev KAZ 6.68; 6, Haroun Korjie SLE 6.87; 7, Philippe Bejani LIB 7.26; 8, Cecil Koehling HON 7.59

Heat 6: 1, Strenius 6.62; 2, Cojocar 6.66; 3, Grigoryev 6.71; 4, Luis Cunha POR 6.78; 5, Valentin Ngobgo CAF 6.91; 6, Abbas Salmanov AZE 7.06; 7, Guillermo Saucedo BOL 7.27

Heat 7: 1, Carrat 6.63; 2, Rosswess 6.68; 3, Greene 6.69; 4, Robinson Urrutia COL 6.89; 5, Robert Chircop MLT 7.07; 6, Billiamino Alao BEN 7.17; 7, Robert Tuphose PYF 7.28; 8, Illiassou Hassane NIG 7.49

Semi-finals (First 2 & 2 fastest to final) (Mar 10)

Heat 1: 1, Surin 6.51; 2, Nketia 6.60; 3, Michael Rosswess GBR 6.62; 4, Stefano Tili ITA 6.82; 5, Vince Henderson USA 6.63; 6, Andrew Grigoryev RUS 6.68; 7, Daniel Cojocar ROU 6.78; 8, Fernando Ramirez NOR 6.79

Heat 2: 1, Esmie 6.58; 2, Greene 6.62; 3, Blume 6.62; 4, Ibrahim Meité CIV 6.63; 5, Sebastian Carrat FRA 6.69; 6, Lars Hedner SWE 6.70; 7, Yiannis Zisimides CYP 6.71; 8, Miguel Janssen ARU 6.83

Heat 3: 1, Braithwaite 6.57; 2, Savin 6.60; 3, Strenius 6.61; 4, Alexandros Yvenovels GRE 6.68; 5, Yoshitaka Ito JPN 6.69; 6, Abdolsadeh Gorgani IRI 6.73; 7, Needy Guims FRA 6.78; 8, Yuriy Mizera RUS 6.89

Paris 1997

Final (Mar 7)

1,	Háris Papiadíás	GRE	6.50	0.103
2,	Michael Green	JAM	6.51	0.169
3,	Davidson Ezinwa	NGR	6.52	0.124
4,	Raymond Stewart	JAM	6.55	0.136
5,	Bruny Surin	CAN	6.57	0.135
6,	Patrik Lövgren	SWE	6.61	0.134

On the day that Athens was shortlisted as a candidate for the 2004 Olympic Games, Greece provided the most surprising winner of the Paris World Indoor Championships. Háris Papiadíás showed he was a big threat by recovering from a false start to win his semi-final in 6.53. In the final most eyes were on Surin to see if the Canadian could take a third title. In fact he could not even get among the medals.

Green (6.49 in 1997) started best with Papiadíás no better than fifth for most of the race. However, the Greek finished faster than anyone else to nip in front at the finish and become the first European winner of this event.

First round (Winner and 8 fastest to semi-finals) (Mar 7)

Heat 1: 1, Ezinwa 6.59; 2, Wells 6.65; 3, Jason Livingston GBR 6.70; 4, Alex Menal FRA 6.72; 5, Watson Nyambek MAS 6.80; Norberto Andeme GEQ DNS

Heat 2: 1, Rurak 6.60; 2, Esmie 6.61; 3, Chen 6.67; 4, Giovanni Puggioni ITA 6.75; 5, Issa Nthepe CMR 6.82; 6, Pascal Dangbo BEN 6.94

Heat 3: 1, Papiadíás 6.55; 2, Zisimides 6.64; 3, Stéphane Cali FRA 6.69; 4, Miklós Gyulai HUN 6.82; 5, Hamed Habib KUW 6.92

Heat 4: 1, Gardener 6.56; 2, Nkansah 6.58; 3, Randall Evans USA 6.66; 4, Ivan Siehobor CZE 6.75; 5, Miguel Janssen ARU 6.87

Heat 5: 1, Pavlakákis 6.58; 2, Jean-Olivier Zirignon CIV 6.69; 3, Emmanuel Tuffour GHA 6.73; 4, Gabriel Simon ARG 6.96; Ato Boldon TTO DNS

Heat 6: 1, Stewart 6.59; 2, Ramirez 6.63; 3, Gus Nketia NZL 6.73; 4, José Illán ESP 6.84; 5, Jorge Polanco ARG 6.85; 6, Patrick Mucci-Raoumbé GAB 6.88

Heat 7: 1, Surin 6.56; 2, Lövgren 6.58; 3, Ivo Krsek CZE 6.77; 4, Hideki Onohara JPN 6.80; 5, Théodore Haba GUI 6.95

Heat 8: 1, Montgomery 6.58; 2, Ibrahim Meité CIV 6.71; 3, Koji Ito JPN 6.71; 4, Francis Keita SLE 6.95; 5, Mario Bonello MLT 6.97; Kouty Mawenh LBR DNF

Heat 9: 1, Green 6.61; 2, André da Silva BRA 6.70; 3, Frutos Feo ESP 6.73; 4, Valentin Ngobgo CAF 7.04; Ousmane Diarra MLI DNF

Heat 10: 1, Aliu 6.59; 2, Marc Blume GER 6.67; 3, Gábor Dobos HUN 6.76; 4, Dinger Ersoy TUR 6.86; 5, Arnaldo Silva BRA 6.88; 6, Peter Pulu PNG 6.88

Semi-finals (First 2 to final) (Mar 7)

Heat 1: 1, Papiadíás 6.53; 2, Stewart 6.54; 3, Robert Esmie CAN 6.54; 4, Eric Nkansah GHA 6.57; 5, Chen Wenzhong CHN 6.67; Deji Aliu NGR DQ (r16.7)

Heat 2: 1, Ezinwa 6.57; 2, Lövgren 6.58; 3, Ángelos Pavlakákis GRE 6.61; 4, Jason Gardener GBR 6.62; 5, Randall Evans USA 6.63; 6, Fernando Ramirez NOR 6.74

Heat 3: 1, Surin 6.50; 2, Green 6.50; 3, Tim Montgomery USA 6.57; 4, Kostya Rurak UKR 6.65; 5, Renward Wells BAH 6.65; 6, Yiannis Zisimides CYP 6.73

Maebashi 1999

Final (Mar 7)

1,	Maurice Greene	USA	6.42	0.126
2,	Tim Harden	USA	6.43	0.119
3,	Jason Gardener	GBR	6.46	0.120
4,	Matt Shrivington	AUS	6.52	0.115
5,	Deji Aliu	NGR	6.58	0.145
6,	Donovan Powell	JAM	6.59	0.107
7,	Jason Livingston	GBR	6.63	0.118
8,	Bruny Surin	CAN	6.64	0.134

Greene was drawn in lane 3 with Gardener in 5 and Harden in 6. The two Americans, both from Kansas, raced clear from the opposition. Greene, the world record holder, appeared to cross the line first though it was hard to judge as the two men were three lanes apart. Gardener was a clear third. The replay confirmed the race had been very close; with Greene winning by just one hundredth.

First round (First 2 and 12 fastest to semi-finals) (Mar 7)

Heat 1: 1, Shrivington 6.52; 2, Gardener 6.54; 3, Schneider 6.59; 4, Chernovol 6.66; 5, Sylla Alseny Kobele GUI 6.97; 6, Timothy Brooks AIA 7.05; De-Von Bean BER DQ (r16.7)

Heat 2: 1, Theodoridis 6.56; 2, Greene 6.56; 3, Livingston 6.60; 4, Santos 6.71; 5, Turay 6.72; 6, Chris Donaldson NZL 6.73; 7, Rolando Blanco GUA 6.82; 8, Brahim Abdoulaye CHA 7.17

Heat 3: 1, Aliu 6.65; 2, Ito 6.68; 3, Dobos 6.71; 4, Renward Wells BAH 6.76; 5, Carlos Gats ARG 6.82; 6, Justin Ayassou TOG 6.82; 7, Mohd Yusof Alias SIN 6.94; Ryszard Pilarczyk POL DNS

Heat 4: 1, Harden 6.51; 2, Powell 6.51; 3, Nowak 6.57; 4, Asahara 6.63; 5, Nyambek 6.68; 6, Sayon Cooper LBR 6.74; 7, Remy Neville DMA 6.98; 8, Norberto Ngeu ONDO GEQ 7.27

Heat 5: 1, Grand 6.61; 2, Blume 6.62; 3, Gibbons 6.64; 4, David Baxter USA 6.72; 5, To Wai Lok HKG 6.76; 6, Stéphane Buckland MRI 6.81; 7, Pascal Dangbo BEN 6.86; 8, Eric Nkansah GHA 6.96

Heat 6: 1, Stewart 6.58; 2, Surin 6.58; 3, Pérez-Rionda 6.59; 4, Medvedev 6.66; 5, Patrick Mucci-Raoumbé GAB 6.80; 6, Alex Gabito PHI 6.94; 7, Molise Rammita LES 7.30; 8, Sisomphone Vongphakdy LAO 7.31

Semi-finals (First 2 and 2 fastest to final) (Mar 7)

Heat 1: 1, Harden 6.47; 2, Powell 6.50; 3, Aliu 6.50; 4, Koji Ito JPN 6.62; 5, O'Brian Gibbons CAN 6.71; 6, Gennadiy Chernovol KAZ 6.73; 7, Sanusi Turay SLE 6.77; Marcin Nowak POL DNS

Heat 2: 1, Greene 6.45; 2, Livingston 6.54; 3, Surin 6.57; 4, Yeórgos Theodoridis GRE 6.58; 5, Ray Stewart JAM 6.60; 6, Gábor Dobos HUN 6.62; 7, Watson Nyambek MAS 6.66; 8, Patrick Schneider GER 6.68

Heat 3: 1, Gardener 6.49; 2, Shrivington 6.53; 3, Pérez-Rionda CUB 6.58; 4, Marc Blume GER 6.59; 5, Nobuharu Asahara JPN 6.60; 6, Cédric Yusuf SUI 6.64; 7, Vitaliy Medvedev KAZ 6.65; 8, Diego Santos ESP 6.70

Lisbon 2001

Final (Mar 11)

1,	Tim Harden	USA	6.44	0.135
2,	Tim Montgomery	USA	6.46	0.111
3,	Mark Lewis-Francis	GBR	6.51	0.127
4,	Freddy Mayola	CUB	6.55	0.118
5,	Matt Shirvington	AUS	6.55	0.128
6,	Tim Goebel	GER	6.59	0.153
7,	Yórgos Theodorídes	GRE	6.60	0.122
	Deji Aliu	NGR	DQ (r162.7)	

Maurice Greene decided not to defend his title, despite having equalled the world record at the US Championships ahead of Tim Harden. Yet the United States still took gold and silver medals in Lisbon.

The three semi-final winners were Harden, Montgomery and Aliu. In the 1997 championships, Aliu was disqualified from the semi-final after committing two false starts. In Lisbon, the same thing happened to him in the final to the Nigerian's disgust. The commotion took place in the lane to Harden's left, but it did not seem to affect the American who started well and won easing up from Montgomery.

The relegation of the race was Mark Lewis-Francis, the 2000 World Junior Champion at 100m and still only 18. Drawn in the lane between the Americans, the British teenager won the bronze with a world junior indoor best (and now an official IAAF world junior indoor record). At 18 years 188 days, he became, for the time being, the youngest ever male medallist in the history of the championships starting in 1987.

First round (Winner & 8 fastest to semi-finals) (Mar 11)

Heat 1: 1, Theodorídes 6.65; 2, Kawabata 6.82; 3, Konstantin Rurak UKR 6.83; 4, Peter Pulu PNG 6.89; 5, Vahagn Javakhyan ARM 6.99; 6, Diego Ferreira PAR 7.04; 7, Sunday Emmanuel NGR 7.18; 8, Timothy Brooks USA 7.34

Heat 2: 1, Pavlakákis 6.59; 2, Krzyszowski 6.71; 3, Christian Malcolm GBR 6.77; 4, Rolando Blanco GUA 6.82; 5, Slaven Krajačić CRO 6.86; 6, Erol Mutlusoy TUR 6.95; 7, Yousef El-Harress LIB 7.10; 8, Jean-Marie Vianney Mouanada CGO 7.43

Heat 3: 1, Montgomery 6.60; 2, Mayola 6.63; 3, Frederick 6.75; 4, Ibrahim Meité CIV 6.77; 5, Dmitriy Vasilyev RUS 6.78; 6, Sayon Cooper LBR 6.91

Heat 4: 1, Harden 6.67; 2, Macrozonarís 6.70; 3, Wijmeersch 6.70; 4, Matic Šušteršič SLO 6.77; 5, Chiang Wei Hung HKG 6.81; 6, Eric Nkansah GHA 6.97; 7, Somphevanh Soukalune LAO 7.29

Heat 5: 1, José 6.65; 2, Éyana 6.65; 3, Verdecchia 6.71; 4, Carlos Santos PUR 6.82; 5, Idriassa Sanou BUR 6.95; 6, Gian Nicola Berardi SMR 7.00; 7, Dylan Menzies NFI 7.38; Leonard Myles-Mills GHA DNS

Heat 6: 1, Aliu 6.62; 2, Cali 6.66; 3, Asahara 6.66; 4, Chernovol 6.70; 5, Rachid Chouhal MLT 6.87; 6, Ahmad Nasr Ahmad EGY 6.89; 7, Rueben Apuri SOL 7.09

Heat 7: 1, Johnson 6.72; 2, Acman 6.73; 3, Ogober 6.74; 4, Bychkov 6.74; 5, Watson Nyambek MAS 6.94; 6, Patrick Mocchi-Raoumbé GAB 7.00; 7, Arben Maka ALB 7.00; 8, Watson dos Anjos STP 7.23

Heat 8: 1, Lewis-Francis 6.61; 2, Shirvington 6.62; 3, Goebel 6.69; 4, Joseph Colville CRC 7.05; 5, Ram Khrisna Chaudhari NEP 7.09; 6, Francesco Scuderi ITA 7.13; 7, Fegamanu Sofai SAM 7.74

Semi-finals (First 2 & 2 fastest to final) (Mar 11)

Heat 1: 1, Aliu 6.55; 2, Lewis-Francis 6.56; 3, Shirvington 6.59; 4, Mayola 6.60; 5, Urban Acman SLO 6.70; 6, Luca Verdecchia ITA 6.74; 7, Bongelemba Bongoelo BEL 6.84; 8, Shingo Kawabata JPN 6.85

Heat 2: 1, Montgomery 6.57; 2, Theodorídes 6.60; 3, Jérôme Éyana FRA 6.64; 4, Gennady Chernovol KAZ 6.69; 5, Patrick Johnson AUS 6.69; 6, Nobuharu Asahara JPN 6.72; 7, Marcin Krzyszowski POL 6.73; 8, Sergey Bychkov RUS 6.89

Heat 3: 1, Harden 6.52; 2, Goebel 6.53; 3, Venancio José ESP 6.61; 4, Angelos Pavlakákis GRE 6.63; 5, Nick Macrozonarís CAN 6.67; 6, Stéphane Cali FRA 6.68; 7, Peter Frederick TTO 6.72; 8, Erik Wijmeersch BEL 6.78

Birmingham 2003

Final (Mar 14)

1,	Justin Gatlin	USA	6.46	0.138
2,	Kim Collins	SKN	6.53	0.109
3,	Jason Gardener	GBR	6.55	0.132
4,	Mark Lewis-Francis	GBR	6.57	0.143
5,	Gábor Dobos	HUN	6.64	0.127
6,	Jérôme Éyana	FRA	6.64	0.141
7,	Markus Pöyhönen	FIN	6.65	0.152
8,	Deji Aliu	NGR	6.72	0.144

Gatlin had been lauded as a great talent in the United States but had never raced outside of that country until the first round during the open-

ing session in Birmingham. He quickly made an impact, staying unusually low with his head down for half of the race before striding smoothly away to win. Gatlin's compatriot Trammell went out in the first round with an injured right hamstring. The semi-finals were won by Gatlin and the two British entrants, Gardener and Lewis-Francis. Kim Collins of St Kitts appeared to struggle to reach the final but once there, he made the fastest start in lane two. Across the track in lane six, Gatlin was also away well and surged in the last 20m for a clear victory. Collins edged Gardener, who repeated his 1999 bronze.

First round (First 3 & 3 fastest to semi-finals) (Mar 14)

Heat 1: 1, Gatlin 6.53; 2, Thomas 6.73; 3, Tomlin 6.74; 4, Rok Predanec SLO 6.75; 5, Argo Golberg EST 6.77; 6, Amr Ibrahim Seoud EGY 6.93; 7, Andre Tambazah Amadie Islam COM 7.17; 8, Brian Mohammed SWZ 7.40

Heat 2: 1, Dobos 6.61; 2, Collio 6.64; 3, Nangmel 6.68; 4, Dovgal 6.68; 5, Stéphane Cali FRA 6.79; 6, Reanchai Srinawong THA 7.01; 7, Alzal Alzal Baig PAK 7.24; 8, Ibrahim Umar MDV 7.71

Heat 3: 1, Theodorídes 6.65; 2, Frater 6.72; 3, Yepishin 6.76; 4, Shen Yunbao CHN 6.76; 5, Terrence Trammell USA 6.77; 6, Chiang Wei Hung HKG 6.90; 7, Diego Valdés CHI 7.13; 8, Fegamanu Sofai SAM 7.70

Heat 4: 1, Gardener 6.61; 2, Nkansah 6.61; 3, Chernovol 6.69; 4, Éyana 6.71; 5, Aleksandr Smirnov RUS 6.73; 6, Idriassa Sanou BUR 6.77; 7, Peter Pulu PNG 6.79; 8, Suryo Agung Wibowo INA 6.82

Heat 5: 1, Collins 6.59; 2, Lewis-Francis 6.60; 3, Rabino 6.70; 4, Daniel Dubois SUI 6.77; 5, Erol Mutlusoy TUR 6.83; 6, George Buckland MRI 6.84; 7, Gian Nicola Berardi SMR 7.02; 8, Tony Ichiou NMA 7.44

Heat 6: 1, Lima 6.82; 2, Collio 6.66; 3, Anguono-Moke 6.67; 4, Nobuharu Asahara JPN 6.71; 5, Aristotelis Gavélas GRE 6.72; 6, Saleem Al-Yami KSA 6.79; 7, Leo Myles-Mills GHA 6.83; 8, Diego Ferreira PAR 6.96

Heat 7: 1, Pöyhönen 6.58; 2, Katsantonis 6.64; 3, Vojnović 6.67; 4, Macrozonarís 6.71; 5, Matic Šušteršič SLO 6.76; 6, Darren Gifford MLT 6.87; 7, Vahagn Javakhyan ARM 6.97; 8, Jay Jay Capelle NRU 7.30

Semi-finals (First 2 & 2 fastest to final) (Mar 14)

Heat 1: 1, Gatlin 6.56; 2, Éyana 6.67; 3, Yórgos Theodorídes GRE 6.68; 4, Lindel Frater JAM 6.69; 5, Gennady Chernovol KAZ 6.69; 6, Vicente de Lima BRA 6.70; 7, Simone Collio ITA 6.71; 8, David Tomlin CAN 6.83

Heat 2: 1, Lewis-Francis 6.52; 2, Dobos 6.58; 3, Aliu 6.59; 4, Collins 6.60; 5, Dejan Vojnović CRO 6.68; 6, Roger Anguono-Moke CGO 6.70; 7, Anatoliy Dovgal UKR 6.72; 8, Andrey Yepishin URU 6.77

Heat 3: 1, Gardener 6.54; 2, Pöyhönen 6.59; 3, Eric Nkansah GHA 6.63; 4, Morné Nagel RSA 6.65; 5, Prodromos Katsantonis CYP 6.66; 6, Nicolas Macrozonarís CAN 6.67; 7, Andrea Rabino ITA 6.73; 8, Dwight Thomas JAM 7.33

Budapest 2004

Final (Mar 6)

1,	Jason Gardener	GBR	6.49	0.144
2,	Shawn Crawford	USA	6.52	0.158
3,	Yórgos Theodorídes	GRE	6.54	0.139
4,	Mickey Grimes	USA	6.55	0.139
5,	Matic Osovnikar	SLO	6.58	0.131
6,	Francis Obikwelu	POR	6.60	0.154
7,	Simone Collio	ITA	6.60	0.142
8,	Connor Alexander	TTO	6.76	0.139

The two-time bronze medallist Gardener was favourite, in spite of a defeat in his last race before Budapest when he was left at the start thinking a false start would be called. Gatlin did not defend but his training partner Crawford had moved down from 200m (which he won in Lisbon) and was the fastest in the heats. In the semis Gardener was the more impressive and from lane 3 had much the best start and pick-up of the finalists. He was not caught, although Crawford (lane 6) closed slightly at the end despite swerving from one side of his lane to the other.

First round (First 2 & 8 fastest to semi-finals) (Mar 5)

Heat 1: 1, Osovnikar 6.60; 2, Chyla 6.63; 3, Ronald Pognon FRA 6.73; 4, Venancio José ESP 6.76; 5, Oluosji Fasuba NGR 6.76; 6, Harmon Harmon COK 7.23; 7, Fegamanu Sofai SAM 7.65

Heat 2: 1, Obikwelu 6.63; 2, Nkansah 6.64; 3, Angelos Pavlakákis GRE 6.72; 4, Gennady Chernovol KAZ 6.74; 5, Delwayne Delaney SKN 6.99; 6, Sébastien Gattuso MON 7.03; 7, Mohamed Tamim LIB 7.08

Heat 3: 1, Gardener 6.56; 2, Németh 6.56; 3, Souza 6.70; 4, Egebele 6.71; 5, Prodromos Katsantonis CYP 6.81; 6, Bob Colville CRC 6.97; 7, Mohamed Ould Ibrahim MTN 7.37

Heat 4: 1, Theodorídes 6.63; 2, Ostwald 6.67; 3, Leo Myles-Mills GHA 6.76; 4, Jarbas Mascarenhas BRA 6.76; 5, Aiah Yambasu SLE 6.87; 6, Seksarn Wongsala THA 6.92

Heat 5: 1, Crawford 6.52; 2, Alexander 6.55; 3, Macrozonaris 6.67; 4, Dovy 6.72; 5, Aleksandr Ryabov RUS 6.79; 6, Anthony Ferro BEL 6.74; 7, Souhalia Alamou BEN 6.92; 8, Nodjaldom Mobebe CHA 7.20

Heat 6: 1, Streete-Thompson 6.63; 2, Rabino 6.66; 3, Grimes 6.66; 4, Matic Šušteršič SLO 6.76; 5, Gary Ryan IRL 6.83; 6, Darren Gilford MLT 6.88; 7, Gian Nicola Berardi SMR 7.01

Heat 7: 1, Dobos 6.73; 2, Edgar 6.76; 3, Nathan Bongelo BEL 6.77; 4, Konstantin Rurak UKR 6.80; 5, Sherwin James DMA 6.92; 6, Jack Howard FSM 7.02; 7, Amr Mohamed Gharseldin EGY 7.02; 8, Surendra Bahadur Thanait NEP 7.25

Heat 8: 1, Powell 6.60; 2, Yepishin 6.64; 3, Collio 6.65; 4, Vojnović 6.69; 5, Buckland 6.72; 6, To Wai Lok HKG 6.80; 7, Diego Ferreira PAR 6.86; 8, Khalil Al-Hananeh JOR 7.22

Semi-finals (First 2 & 2 fastest to final) (Mar 5)

Heat 1: 1, Gardener 6.49; 2, Obikwelu 6.60; 3, Grimes 6.62; 4, Eric Nkansah GHA 6.67; 5, Andrea Rabino ITA 6.69; 6, Gábor Dobos HUN 6.73; 7, Lueyi Dovy FRA 6.76; 8, Dejan Vojnović CRO 6.78

Heat 2: 1, Osovnikar 6.60; 2, Alexander 6.61; 3, Ronny Ostwald GER 6.66; 4, Cláudio de Souza BRA 6.67; 5, Asafa Powell JAM 6.71; 6, Lukasz Chyła POL 6.73; 7, Aaron Egbele NGR 6.78; 8, Tyrone Edgar GBR 6.84

Heat 3: 1, Crawford 6.54; 2, Theodorides 6.55; 3, Collio 6.58; 4, Andrey Yepishin RUS 6.63; 5, Roland Németh HUN 6.63; 6, Kareem Streete-Thompson CAY 6.64; 7, Stéphan Buckland MRI 6.75; 8, Nicolas Macrozonaris CAN 7.23

Moscow 2006

Final (Mar 10)

1,	Leonard Scott	USA	6.50	0.124
2,	Andrey Yepishin	RUS	6.52	0.144
3,	Terrence Trammell	USA	6.54	0.171
4,	Matic Osovnikar	SLO	6.58	0.155
5,	Olusoji Fasuba	NGR	6.58	0.163
6,	Ronald Pogon	FRA	6.61	0.135
7,	Vicente de Lima	BRA	6.62	0.159
8,	Henry Vizzaino	CUB	6.84	0.153

Scott was the fastest entrant (6.52), and further enhanced his position as favourite with a semi-final win in 6.50 ahead of Fasuba. Other semi winners were local man Yepishin and hurdler Trammell, who had been fastest in the heats with 6.60. Scott led from the gun in the final, but was pressured all the way by the surprising Yepishin. Trammell, recovering from a stomach infection, was a close third.

"I never dreamt that a silver medal was possible," said Yepishin, whose mother Yekaterina Podkopayeva was World Indoor Champion at 1500m in 1997.

The 2004 champion Jason Gardener vacated the title, preferring to contest the Commonwealth Games (outdoors) in Melbourne later that month.

First round (First 3 & 3 fastest to semi-finals) (Mar 10)

Heat 1: 1, Dovgal 6.63; 2, Clarke 6.71; 3, de Lima 6.73; 4, Daniel Persson SWE 6.75; 5, Aleksandr Volkov RUS 6.76; 6, Vahagn Javakhyan ARM 7.03; 7, Ronald Parker TKS 7.28; 8, Chaleunsook Adoudomphonh LAO 7.34

Heat 2: 1, Vasyukov 6.66; 2, Scott 6.67; 3, Vizzaino 6.69; 4, Becerra 6.70; 5, Eric Nkansah GHA 6.71; 6, Chun Tang Yik HKG 6.89

Heat 3: 1, Fasuba 6.61; 2, Kankarafou 6.70; 3, Abeyie 6.81; 4, Maksim Lynsha BLR 6.85; 5, Wachara Sondée THA 6.88; 6, Liang Tse-Ching TPE 6.93; 7, I Made Budiasa INA 7.08; 8, Fawy Rawi Erzalmaniq SIN 7.09

Heat 4: 1, Pogon 6.67; 2, Lachkovics 6.71; 3, Findlay 6.74; 4, Daniel Abenzoar-Foule LUX 6.76; 5, Andreas Baumann SUI 6.77; 6, Nicconor Alexander TTO 6.78; 7, Tyrone Omar NMA 7.17; 8, Rikko Thoma NRU 7.34

Heat 5: 1, Yepishin 6.63; 2, Osovnikar 6.67; 3, N'Dri 6.74; 4, Raphael de Oliveira BRA 6.88; 5, Ricardo Williams JAM 6.91; 6, Mohamed Tamim LIB 7.03; 7, Francis Manioru SOL 7.07; 8, Ali Shareef MDV 7.33

Heat 6: 1, Trammell 6.60; 2, Scuderi 6.70; 3, Tran 6.70; 4, Kuć 6.70; 5, Bratoz 6.70; 6, Rolando Palacios HON 6.80; 7, Casnel Bushay VIN 6.84; 8, Pierre de Windt ARU 7.26

Heat 7: 1, Dobos 6.73; 2, Wen 6.73; 3, Mocholi 6.77; 4, Deji Aliu NGR 6.78; 5, Prodromos Katsantonis CYP 6.79; 6, Vyacheslav Muravyev KAZ 6.80; 7, Khalil Al-Hananeh JOR 7.06; 8, Mervin Loizeau SEY 7.22

Semi-finals (First 2 & 2 fastest to final) (Mar 10)

Heat 1: 1, Yepishin 6.59; 2, Osovnikar 6.62; 3, Vizzaino 6.63; 4, Kael Becerra CHI 6.70; 5, Anatoly Dovgal UKR 6.75; 6, Oudère Kankarafou FRA 6.78; 7, Nghi Tran FIN 6.79; 8, Tim Abeyie GBR 6.81

Heat 2: 1, Trammell 6.58; 2, Pogon 6.63; 3, Lerone Clarke JAM 6.66; 4, Eric N'Dri CIV 6.70; 5, Martin Lachkovics AUT 6.71; 6, Mark Findlay GBR 6.72; 7, Marko Bratoz SLO 6.73; 8, Gábor Dobos HUN 6.75

Heat 3: 1, Scott 6.50; 2, Fasuba 6.55; 3, de Lima 6.60; 4, Kostyantyn Vasyukov UKR 6.63; 5, Dariusz Kuć POL 6.64; 6, Francesco Scuderi ITA 6.69; 7, Wen Yongyi CHN 6.70; 8, Iván Mocholi ESP 6.75

Valencia 2008

Final (Mar 7)

1,	Olusoji Fasuba	NGR	6.51	0.149
=2,	Kim Collins	SKN	6.54 (6.535)	0.130
	Dwain Chambers	GBR	6.54 (6.535)	0.148
4,	Mike Rodgers	USA	6.57	0.154
5,	Vicente de Lima	BRA	6.60	0.149
6,	Uche Isaac	NGR	6.63	0.133
7,	Simeon Williamson	GBR	6.63	0.160
8,	Andrey Yepishin	RUS	6.70	0.162

Fasuba, a distant relative of Don Quarrie, had set the world's fastest time of the year – 6.51 – on the same track four weeks earlier. He duplicated that clocking in winning the third semi-final with some ease. The Nigerian's closest rivals appeared to be US champion Rodgers, who won his semi in 6.54, and Chambers.

The final saw Fasuba take control of the race after 10m, and he won by 30cm over Chambers and the ever-competitive Kim Collins, who tied for the silver. Rodgers placed fourth after reacting much slower than in his semi.

First round (First 2 & 8 fastest to semi-finals) (Mar 7)

Heat 1: 1, Chambers 6.69; 2, Isaac 6.74; 3, Bodrov 6.76; 4, Seoud 6.78; 5, Gibrilla Pato Bangura SLE 6.89; 6, Khalil Al-Hananeh JOR 7.14; 7, Aisea Tohi TGA 7.24; 8, Reginaldo Micha Ndong GEQ 7.72

Heat 2: 1, Dixon 6.62; 2, Obikwelu 6.70; 3, Cerutti 6.73; 4, Becerra 6.75; 5, Danny D'Souza SEY 7.02; 6, Moudjib Toyb COM 7.07; 7, Michael Alico GUM 7.27; 8, Federico Gorrieri SMR 7.49

Heat 3: 1, Collins 6.70; 2, Yepishin 6.76; 3, José Carlos Moreira BRA 6.79; 4, Seth Amoo GHA 6.88; 5, Poh Seng Song SIN 6.93; 6, Sébastien Gattuso MON 6.94; 7, Taufik Rahmadi INA 6.97; 8, Tavita Solomona SAM 7.35

Heat 4: 1, Collio 6.71; 2, Mbandojock 6.72; 3, Hlushchenko 6.77; 4, Durant 6.78; 5, Omar Jouma Bilal Al-Saifa UAE 6.88; 6, Jack Howard FSM 7.17; 7, Abraham Keppen VAN 7.44

Heat 5: 5, 1, Fasuba 6.64; 2, Christian 6.67; 3, Vizzaino 6.70; 4, Chun Wai Leung HKG 6.97; 5, Idrissa Sanou BUR 7.03; 6, Aleksandr Abrahamyan ARM 7.38; 7, Dylan Menzies NFI 7.42

Heat 6: 1, Williamson 6.69; 2, Broening 6.74; 3, Heisen 6.77; 4, Ramil Guliyev AZE 6.84; 5, Darren Gilford MLT 6.99; 6, Pao Hin Fong MAC 7.07; 7, Rabangaki Nawai KIR 7.26; 8, Leon Mengloti PLW 7.51

Heat 7: 1, Plummer 6.65; 2, de Lima 6.73; 3, Alex Trembach ISR 6.93; 4, Adrian Ferreira PAR 7.19; 5, Kiliakone Siphonexay LAO 7.41; Daniel Bailey ANT DQ (r162.7)

Heat 8: 1, Rodgers 6.62; 2, Rodríguez 6.69; 3, Rolando Palacios HON 6.83; 4, Jared Lewis VIN 6.89; 5, Lerone Clarke JAM 6.89; 6, Francis Manioru SOL 7.22; 7, Shafrilh Bahrain Zainal BRU 7.44

Semi-finals (First 2 & 2 fastest to final) (Mar 7)

Heat 1: 1, Chambers 6.55; 2, Isaac 6.65; 3, Francis Obikwelu POR 6.66; 4, Amr Amr Seoud EGY 6.69; 5, Igor Bodrov UKR 6.71; 6, Simone Collio ITA 6.74; 7, Leroy Dixon USA 6.75; 8, Henry Vizzaino CUB 6.77

Heat 2: 1, Rodgers 6.54; 2, de Lima 6.59; 3, Collins 6.61; 4, Williamson 6.63; 5, Martial Mbandjock FRA 6.65; 6, Fabio Cerutti ITA 6.69; 7, Kael Becerra CHI 6.80; 8, Adrian Durant ISV 6.86

Heat 3: 1, Fasuba 6.51; 2, Yepishin 6.70; 3, Yhann Plummer JAM 6.65; 4, Marius Broening GER 6.67; 5, Ángel David Rodríguez ESP 6.70; 6, Maarten Heisen NED 6.71; 7, Dmytro Hlushchenko UKR 6.72; 8, Brendan Christian ANT 6.72

Doha 2010

Final (Mar 13)

1,	Dwain Chambers	GBR	6.48	0.141
2,	Mike Rodgers	USA	6.53	0.135
3,	Daniel Bailey	ANT	6.57	0.141
4,	Trell Kimmons	USA	6.59	0.157
5,	Samuel Francis	QAT	6.62	0.149
6,	Ronald Pogon	FRA	6.65	0.155
7,	Nesta Carter	JAM	6.72	0.174
	Ibrahim Kabia	SLE	DNS	

With a time of 6.50, Valencia silver medalist Chambers was the fastest entrant. The form book was closely followed, as the Briton was the fastest in the heats and semi-finals. Rodgers had the quickest reaction in the final, then Chambers powered away to win by a half-metre from the American. In fifth place, Nigerian transferee Samuel Francis provided the best placing in Doha for the host nation.

For Chambers it was a first global gold medal, and the finest moment in his controversial career which included a three-year doping suspension. At 31 years 342 days, he became the oldest man to win this particular title. A less welcome record was set by Switzerland's Rolf Fongué in heat five of the first round. He became the first athlete at an IAAF World Championship to be instantly disqualified under the tightened false start ruling.

First round (First 3 & 3 fastest to semi-finals) (Mar 12)

Heat 1: 1, Kimmons 6.61; 2, Francis 6.63; 3, Morlu 6.68; 4, Eriguchi 6.75; 5, Teddy Timmar FRA 6.88; 6, Calvin Kang Li Loong SIN 6.91; 7, Danny D'Souza SEY 6.97; 8, Jared Lewis VIN 7.06

Heat 2: 1, Chambers 6.59; 2, Oghoogheneonano 6.73; 3, Kobia 6.76; 4, Lai Chun Ho HKG 6.88; 5, Aggelos Aggelakis GRE 6.94; 6, John Howard FSM 7.30; 7, Moussa Camara GUI 7.39

Heat 3: 1, Mariano 6.66; 2, Al-Harthi 6.69; 3, Alkines-Aryeetey 6.72; 4, Vashurkin 6.75; 5, Yasser Al-Nashri KSA 6.83; 6, Yi Wei-Chen TPE 6.96; 7, Leon Mengfio PLW 7.45; 8, Quasi Itala NRU 7.66

Heat 4: 1, Rodgers 6.69; 2, Green 6.73; 3, Pogon 6.73; 4, Ben Youssef Meité CIV 6.76; 5, Martin Krabbe DEN 6.79; 6, David Lescaj CUB 6.79; 7, Jack Rogio SOL 7.35

Heat 5: 1, Rodríguez 6.67; 2, Carter 6.69; 3, de Lima 6.75; 4, Smirnov 6.75; 5, Moses Kamut VAN 7.32; 6, Yacouba Mamane NIG 7.50; Rolf Fongué SUI DQ (r162.7)

Heat 6: 1, Moseley 6.76; =2, Martina & Mancini 6.77; 4, Lerone Clarke JAM 6.78; 5, Adrian Ferreira PAR 7.26; 6, Federico Gorrieri SMR 7.31; 7, Sibusiso Matsenjwa SWZ 7.39; 8, Jalal Kassab PLE 7.65

Heat 7: 1, Bailey 6.70; 2, Ghasemi 6.78; 3, Emelieze 6.78; 4, Iván Mocholi ESP 6.79; 5, Holder da Silva GBS 7.07; 6, George Pine KIR 7.46; 7, Tiraa Arere COK 7.64

Semi-finals (First 2 & 2 fastest to final) (Mar 13)

Heat 1: 1, Chambers 6.51; 2, Carter 6.64; 3, Peter Emelieze NGR 6.66; 4, Abraham Morlu LBR 6.67; 5, Barakat Al-Harthi OMA 6.67; 6, Ángel David Rodríguez ESP 6.69; 7, Masashi Eriguchi JPN 6.77; 8, Reza Ghasemi IRI 6.80

Heat 2: 1, Kimmons 6.55; 2, Bailey 6.62; 3, Francis 6.64; 4, Ibrahim Kobia SLE 6.65; 5, Egwero Oghoogheneonano NGR 6.68; 6, Pascal Mancini SUI 6.70; 7, Aleksandr Vashurkin RUS 6.77; Harry Alkines-Aryeetey GBR DNF

Heat 3: 1, Rodgers 6.56; 2, Pogon 6.64; 3, Martina 6.65; 4, Rodney Green BAH 6.65; 5, Vicente de Lima BRA 6.69; 6, Ryan Moseley AUT 6.71; 7, Roman Smirnov RUS 6.74; Brian Mariano AHO DQ (r162.7)

Istanbul 2012

Final (Mar 10)

1,	Justin Gatlin	USA	6.46	0.149
2,	Nesta Carter	JAM	6.54	0.143
3,	Dwain Chambers	GBR	6.60 (6.592)	0.131
4,	Trell Kimmons	USA	6.60 (6.596)	0.145
5,	Marc Burns	TTO	6.62	0.148
6,	Emmanuel Biron	FRA	6.63	0.161
7,	Justyn Warner	CAN	6.65	0.139
8,	Aziz Ouhadi	MAR	6.72	0.168

There was controversy in the heats when the stadium's acoustics produced a "double sound" of the starting gun, which gave the impression of a recall. One of those misled was 6.47 performer Clarke, who reacted in 0.420, clocked 7.05, and was eliminated. The semi-finals saw Gatlin and Carter respectively run 6.50 and 6.56 to cement themselves as favourites for the title.

Former champion Gatlin got the better start, and powered away to win the final by a metre from the Jamaican, with defending champion Chambers just edging Kimmons for the bronze. For Gatlin it was a repeat of his win from 2003, and in exactly the same time. "It feels like a rebirth," remarked the returning drug offender.

First round (First 3 & 3 fastest to semi-finals) (Mar 9)

Heat 1: 1, Emelieze 6.85; 2, Phiri 6.86; 3, André 6.86; 4, Yeo Foo Ee 6.90; 5, Md. Mesbah Ahmmed BAN 7.04; 6, Cristian Leguizamón PAR 7.13; 7, Chris Meke Walasi SOL 7.47; 8, Ghislain Nsimba Mandualika COD 7.47

Heat 2: 1, Biron 6.68; 2, Blum 6.74; 3, Idrissa Adam CMR 6.96; 4, Raihau Maiu PYF 7.18; 5, Rodman Teltuli PLW 7.20; 6, Ibrahim Kabia SLE 7.33; 7, Valeriy Ponomarev KGZ 7.38

Heat 3: 1, Collio 6.68; 2, Lawrence 7.00; 3, Sibusiso Matsenjwa SWZ 7.04; 4, Lerone Clarke JAM 7.05; 5, Federico Gorrieri SMR 7.13; 6, Nooa Takooa KIR 7.57; 7, Dayne O'Hara NFI 7.75

Heat 4: 1, Rodríguez 6.64; 2, Carter 6.74; 3, Meité 6.77; 4, Ouhadi 6.91; 5, Hasanain Hasan Zubaiyen IRQ 6.98; 6, Keiron Rogers AIA 7.04; 7, Courtney Williams VIN 7.35; 8, Joshua Jeremiah NRU 7.50

Heat 5: 1, Burns 6.69; 2, Warner 6.75; 3, Bascom 6.90; 4, Edward 6.91; 5, Roy Ravana FIJ 7.17; 6, Mikel De Sa AND 7.51; 7, Joseph Andy Lui TGA 7.71

Heat 6: 1, Kimmons 6.70; 2, Sakalauskas 6.87; 3, Achitbleg Battulga MGL 7.03; 4, Ahmed Azneem MDV 7.33; 5, Roman Cress MHL 7.43; John Howard FSM & Tim Abeyie GHA DQ (r162.7)

Heat 7: 1, Gatlin 6.52; 2, Ghasemi 6.87; 3, Holder da Silva GBS 6.95; 4, Lai Chun Ho HKG 6.97; 5, Mosito Lehata LES 7.00; 6, Jean Thierie Ferdinand MRI 7.05; 7, Dominic Carroll GIB 7.50

Heat 8: 1, Chambers 6.62; 2, LeBlanc 6.74; 3, Su 6.84; 4, Seoua 6.89; 5, Imran Khan PAK 7.21; 6, Shakhyl Lourens ARU 7.49; 7, Taveave Noa TUV 7.61; 8, Alhassane Keita GUI 8.12

Semi-finals (First 2 & 2 fastest to final) (Mar 10)

Heat 1: 1, Gatlin 6.50; 2, Ouhadi 6.68; 3, Rytis Sakalauskas LTU 6.69; 4, Michael LeBlanc CAN 6.71; 5, Simone Collio ITA 6.71; 6, Ben Youssef Meité CIV 6.71; 7, Peter Emelieze NGR 6.81; 8, Amir Ibrahim Mostafa Seoud EGY 6.83

Heat 2: 1, Carter 6.56; 2, Chambers 6.62; 3, Biron 6.65; 4, Jeremy Bascom GUY 6.77; 5, Christian Blum GER 6.79; 6, Reza Ghasemi IRI 6.79; 7, BJ Lawrence SKN 6.80; 8, Gary Yeo Foo Ee SIN 6.93

Heat 3: 1, Kimmons 6.61; 2, Burns 6.62; 3, Warner 6.67; 4, Ángel David Rodríguez ESP 6.71; 5, Su Bingtian CHN 6.74; 6, Mateo Edward PAN 6.91; 7, Nilson André BRA 6.93; Gerald Phiri ZAM DNS

Sopot 2014

Final (Mar 8)

1,	Richard Kilty	GBR	6.49	0.120
2,	Marvin Bracy	USA	6.51	0.138
3,	Femi Ogunode	QAT	6.52 (6.513)	0.160
4,	Su Bingtian	CHN	6.52 (6.516)	0.147
5,	Gerald Phiri	ZAM	6.52 (6.519)	0.141
6,	Dwain Chambers	GBR	6.53	0.139
7,	Nesta Carter	JAM	6.57	0.129
8,	Kimmari Roach	JAM	6.58	0.159

Kilty was only third in the British Trials, then got the chance to compete in Sopot following an injury to the winner of that race, James Dasaolu. In Poland, the unheralded Briton reached a brilliant peak, with personal bests and the fastest reactions in all three rounds.

In the final, Bracy (lane 6) seemed to be edging ahead in his red bodysuit. Then, on the other side of the track, the British athlete appeared to cross the finishing line first. Kilty said he instantly felt he had won, but "had to watch the replay to make sure." Just seven thousandths covered places 3-5, while former winner Chambers found 6.53 good enough only for sixth.

First round (First 3 & 6 fastest to semi-finals) (Mar 7)

Heat 1: 1, Phiri 6.59; 2, Roach 6.59; 3, Bracy 6.60; 4, Cerutti 6.67; 5, Tom Kling-Baptiste SWE 6.72; 6, Sibusiso Matsenjwa SWZ 6.88; 7, Jean Thierie Ferdinand MRI 6.98

Heat 2: 1, Su 6.58; 2, Kiryu 6.65; 3, Kimmons 6.68; 4, Taftian 6.69; 5, Adam Zavacky SVK 6.71; 6, Odain Rose SWE 6.71; 7, Cristian Leguizamón PAR 7.02

Heat 3: 1, Rogers 6.59; 2, Fraser 6.61; 3, Zhang 6.65; 4, Olszewski 6.69; 5, TJ Lawrence CAN 6.74; 6, Gregory Bradai PYF 7.30; 7, Yonder Nameló FSM 7.56

Heat 4: 1, Kilty 6.53; 2, Ghasemi 6.58; 3, Carter 6.58; 4, Al-Harthi 6.69; 5, Samuel Francis QAT 6.69; 6, Calvin Kang Li Loong SIN 6.75; 7, Benjamin Véliz NCA 7.27; 8, Jamodre Lalita MHL 7.72

Heat 5: 1, Jakubczyk 6.57; 2, Kuć 6.58; 3, Ogunode 6.63; 4, Adrian Griffith BAH 6.69; 5, Rolando Palacios HON 6.78; 6, Paul Williams GRN 6.82; 7, Ddoyd Brown ARU 7.47

Heat 6: 1, Chambers 6.57; 2, Harris 6.62; 3, Smellie 6.63; 4, Lawrence 6.63; 5, Mvumvure 6.64; 6, Riste Pandev MKD 7.00; 7, Fareasa Kapsi ASA 7.14

Semi-finals (First 2 & 2 fastest to final) (Mar 8)

Heat 1: 1, Carter 6.50; 2, Kilty 6.52; 3, Gabriel Mvumvure ZIM 6.60; 4, Trell Kimmons USA 6.62; 5, Jason Rogers SKN 6.62; 6, Yoshhide Kiryu JPN 6.62; 7, Reza Ghasemi IRI 6.62; 8, Remigiusz Olszewski POL 6.66

Heat 2: 1, Ogunode 6.55; 2, Roach 6.55; 3, Su 6.57; 4, Chambers 6.58; 5, Warren Fraser BAH 6.59; 6, Hassan Taftian IRI 6.67; 7, Fabio Cerutti ITA 6.71; 8, Gavin Smellie CAN 6.74

Heat 3: 1, Bracy 6.52; 2, Phiri 6.57; 3, Adam Harris GUY 6.59; 4, Lucas Jakubczyk GER 6.60; 5, Dariusz Kuć POL 6.60; 6, Bj Lawrence SKN 6.68; 7, Barakat Al-Harthi OMA 6.68; 8, Zhang Peimeng CHN 6.70

60 METRES

Multiple Medalists:

3	Jason Gardener	GBR	99-3, 03-3, 04-1
	Dwain Chambers	GBR	08-2=, 10-1, 12-3
2	Pierfrancesco Pavoni	ITA	87-3, 89-3
	Bruny Surin	CAN	93-1, 95-1
	Tim Harden	USA	99-2, 01-1
	Kim Collins	SKN	03-2, 08-2=
	Justin Gatlin	USA	03-1, 12-1

Men's 60 Metres, continued									
Most Finals:									
5	Surin			91-8, 93-1, 95-1, 97-5, 99-8					
Most Appearances:									
6	Surin			89-6s2, 91-8, 93-1, 95-1, 97-5, 99-8					
	Nkansah			97-4s1, 99-8s5, 01-6h4, 03-3s3, 04-4s1, 06-5h2					
National Placings:									
	1	2	3	4	5	6	7	8	Points
USA	7	7	1	6	-	1	-	-	144
GBR	3	2+1=	4	2	1	2	2	-	92.5
CAN	3	-	1	1	1	-	1	2	43
NGR	1	-	2	-	2	1	-	1	32
CUB	1	-	-	1	2	1	1	1	27
JAM	-	2	-	1	-	1	2	1	27
ITA	-	-	2	2	-	-	1	-	24
FRA	-	-	-	-	1	4+1=	-	-	18.5
GRE	1	-	1	-	-	-	1	-	16
OAT	-	-	2	-	1	-	-	-	16
SKN	-	1+1=	-	-	-	-	-	-	13.5
GER	-	-	-	-	1	2+1=	-	-	12.5
BEL	-	-	1	-	1	-	-	-	10
AUS	-	-	-	1	1	-	-	-	9
SLO	-	-	-	1	1	-	-	-	9
RUS	-	1	-	-	-	-	-	1	8
GHA	-	1	-	-	-	-	-	-	7
NAM	-	-	-	-	-	-	-	-	7
ANT	-	-	1	-	-	-	-	-	6
BRA	-	-	-	-	1	-	1	-	6
CHN	-	-	-	1	-	-	-	-	5
TTO	-	-	-	-	1	-	-	1	5
SWE	-	-	-	-	-	1	1	-	5
HUN	-	-	-	-	1	-	-	-	4
ZAM	-	-	-	-	1	-	-	-	4
NZL	-	-	-	-	-	1	-	-	3
POR	-	-	-	-	-	1	-	-	3
FIN	-	-	-	-	-	-	1	-	2
URS	-	-	-	-	-	-	1	-	2
KAZ	-	-	-	-	-	-	-	1	1
MAR	-	-	-	-	-	-	-	1	1
Totals	16	15+2=	15	16	16	15+2=	12	9	563

3,	Róbson da Silva	BRA	20.92
4,	Gilles Quénéhervé	FRA	20.97
5,	James Butler	USA	21.05
6,	Donovan Reid	GBR	21.53

As they stood at the start, the finalists' concentration was broken by the commotion which accompanied the winning pole vault by Sergey Bubka and a world high jump record by Stefka Kostadinova.

Once the race started, the early leader was United States record holder Butler, but he faded to fifth at the finish as the ungainly Baptiste surged ahead of world record holder Marie-Rose.

First round (First 2 & 6 fastest to semi-finals) (Mar 6)

Heat 1: 1, Marie-Rose 21.15; 2, Kovács 21.58; 3, Peñalver 21.77; 4, Esteban Carpio DOM 22.53; Cyril Broche SEY DQ

Heat 2: 1, Krylov 21.65; 2, Jules 21.79; 3, William George LBR 23.59; David Kitur KEN DNS

Heat 3: 1, Butler 21.27; 2, Enweani 21.32; 3, Sanchez 21.81; 4, Pale 21.95; 5, Lenford Ogaro VIN 22.65; Fabian Whyms BAH DNS

Heat 4: 1, Wright 21.61; 2, da Silva 21.63; 3, John Anzrah KEN 22.40; 4, Trevor Davis AIA 22.72; 5, Sunday Olweny UGA 23.02; Ronald Desruelles BEL DNS

Heat 5: 1, Quénéhervé 21.05; 2, Razgonov 21.19; 3, Reid 21.40; 4, Jimmy Flemming ISV 22.36; 5, Carl Chicksen ZIM 22.84; Greg Meghoo JAM DNS

Heat 6: 1, Baptiste 21.36; 2, Skamrahl 21.64; 3, Hodge 21.83; 4, Mautinho 22.17; 5, Rodney Cox TKS 23.05

Semi-finals (First 2 to final) (Mar 6)

Heat 1: 1, Baptiste 20.91; 2, Quénéhervé 21.39; 3, Cyprian Enweani CAN 21.48; 4, Dazel Jules TTO 21.57; 5, Leandro Peñalver CUB 21.95; Vladimir Krylov URS DNS

Heat 2: 1, Marie-Rose 21.12; 2, Reid 21.30; 3, Erwin Skamrahl FRG 21.48; 4, Attila Kovács HUN 21.79; 5, Harouna Pale BUR 22.20; Marco Mautinho PER DNS

Heat 3: 1, Butler 20.97; 2, da Silva 21.21; 3, Nikolay Razgonov URS 21.42; 4, Clive Wright JAM 21.73; 5, Neville Hodge ISV 22.26; Antonio Sanchez ESP DNF

Budapest 1989

Final (Mar 3)

1,	John Regis	GBR	20.54
2,	Ade Mafe	GBR	20.87
3,	Kevin Little	USA	21.12
4,	Sandro Floris	ITA	21.31
5,	Rob van de Klundert	NED	21.55
	Róbson da Silva	BRA	DQ

The final had Regis in lane 4, da Silva in 5 and Mafe in 6. Regis had successfully protested about originally being drawn in 2 despite being the fastest semi-final winner.

The Briton later admitted that his anger about that issue spurred him on once the race started, and he closed up on da Silva who responded but in doing so took three strides in Regis's lane on the second half of the bend. Regis drew clear in the finishing straight while Mafe closed slightly on the Brazilian.

Da Silva was duly disqualified for a lane infringement and Regis also was investigated after having apparently ran on the outside edge of his lane going into the last bend. "Because you're running at a certain speed the momentum throws you out and I was fighting to stay in my lane," he admitted.

First round (Winner & 8 fastest to semi-finals) (Mar 3)

Heat 1: 1, da Silva 21.25; 2, Antonov 21.42; 3, Gudeta 21.90; 4, Troy Douglas BER 21.94; 5, Ayhan Bodur TUR 22.47; 6, Clinton Bufuku ZAM 23.25

Heat 2: 1, Regis 21.17; 2, Popa 21.35; 3, Catalano 21.48; 4, Ian Morris TTO 22.19; Itai Iluz ISR DQ

Heat 3: 1, Mafe 21.49; 2, Karaffa 21.57; 3, Luis Cunha POR 21.93; 4, Emmanuel Tuufuro GHA 22.09; 5, Trevor Davis AIA 22.90

Heat 4: 1, Little 21.22; 2, van de Klundert 21.27; 3, Floris 21.34; 4, Marie-Rose 21.68

Semi-finals (First 3 to final) (Mar 3)

Heat 1: 1, Regis 20.81; 2, Floris 21.21; 3, van de Klundert 21.36; 4, Nikolay Antonov BUL 21.47; 5, László Karaffa HUN 21.51; Bruno Marie-Rose FRA DNS

Heat 2: 1, da Silva 20.86; 2, Mafe 21.01; 3, Little 21.05; 4, Andrzej Popa POL 21.43; 5, Paolo Catalano ITA 21.90; 6, Alemayehu Gudeta ETH 21.90

Seville 1991

Final (Mar 10)

1,	Nikolay Antonov	BUL	20.67
2,	Linford Christie	GBR	20.72
3,	Ade Mafe	GBR	20.92

200 Metres

Paris 1985

Final (Jan 19: Non-championship)

1,	Aleksandr Yevgenyev	URS	20.95
2,	Ade Mafe	GBR	20.96
3,	João da Silva	BRA	21.19
4,	Daniel Sangouma	FRA	21.36
5,	Albert Robinson	USA	21.54
6,	Dennis Mitchell	USA	21.92

Indoor specialist Yevgenyev – the European Indoor Champion – just managed to hold on for victory from the fast-finishing junior Mafe, two lanes to his outside. The 18 year-old Briton had set Commonwealth bests in both semi-final and final.

First round (Winner & 7 fastest to semi-finals) (Jan 19)

Heat 1: 1, Robinson 21.63; 2, Barré 21.72; 3, Anri Grigorov BUL 22.01; 4, Jasem Goma'an Al-Dowalla KUW 22.63; 5, Alberto Izu PER 23.01

Heat 2: 1, Mitchell 21.39; 2, Kearney 21.76; 3, Vamvakas 21.84; 4, Jorge Burgos MEX 23.44

Heat 3: 1, da Silva 21.38; 2, Tili 21.57; 3, Nabil Nahri SYR 23.47; Roberto Ramos CUB DNF

Heat 4: 1, Yevgenyev 21.54; 2, Purnomo 21.74; 3, Sangouma 21.75; 4, Agustin Santos CUB 22.48; 5, Mohammed Samantar YEM 22.95

Heat 5: 1, Mafe 21.58; 2, Peltier 21.97; 3, Giovanni Bongiorno ITA 22.13

Semi-finals (First 3 to final) (Jan 19)

Heat 1: 1, Sangouma 21.20; 2, Robinson 21.23; 3, da Silva 21.36; 4, Stefano Tili ITA 21.38; 5, Mohamed Yuhdi Purnomo INA 21.58; 6, David Peltier BAR 21.82

Heat 2: 1, Yevgenyev 21.11; 2, Mafe 21.13; 3, Mitchell 21.33; 4, Patrick Barré FRA 21.54; 5, Clayton Kearney AUS 21.67; 6, Georgios Vamvakas GRE 22.08

Indianapolis 1987

Final (Mar 8)

1,	Kirk Baptiste	USA	20.73
2,	Bruno Marie-Rose	FRA	20.89

4,	Thomas Jefferson	USA	21.11
5,	Miguel Gómez	ESP	21.29
6,	Andrey Fedoriv	URS	21.65

After four faulty or false starts, Christie (lane 5) sped off the quickest in a bid to go one better than his 60m silver. Antonov (lane 4) had finished impressively in the earlier rounds and did so again, passing Christie halfway down the homestraight. The Bulgarian seemed more surprised than anyone else by his victory and was in tears at the medal ceremony.

First round (First 2 & 6 fastest to semi-finals) (Mar 9)

Heat 1:	Antonov 20.99; 2, Stevens 21.15; 3, Council 21.37; 4, Christian Boda MRI 22.14; Abdelali Kasbane MAR DNS
Heat 2:	1, Fedoriv 21.20; 2, Mafe 21.27; 3, Fischer 21.37; 4, Douglas 21.54; 5, Dudley Den Dulk AHO 22.99; Eric Akogiyam GHA DNS
Heat 3:	1, Floris 21.74; 2, Ratzenberger 21.84; 3, Trevor Davis AIA 22.44; 4, Clinton Bufuku ZAM 22.66; Emmanuel Tuffuor GHA DNS
Heat 4:	1, Christie 21.35; 2, Cojocarou 21.42; 3, Valik 21.69; 4, Jules 21.75; 5, Benyounés Lahou MAR 22.08; 6, Joseph Gikonyo KEN 22.58
Heat 5:	1, Jefferson 21.13; 2, Catalano 21.32; 3, Rodriguez 21.43; 4, Carlos Garcia DOM 23.63; Andreas Berger AUT DNS
Heat 6:	1, Gómez 21.20; 2, Perrot 21.48; 3, Abdullahi Tetengi NGR 21.76; 4, Christopher Nibilo TAN 22.35; Rodney Cox TKS & Neil de Silva TTO DQ

Semi-finals (First 2 to final) (Mar 9)

Heat 1:	Antonov 20.83; 2, Mafe 20.95; 3, Sandro Floris ITA 21.17; 4, Franz Ratzenberger AUT 21.65; 5, Daron Council USA 21.74; 6, Dazel Jules TTO 21.91
Heat 2:	1, Christie 21.12; 2, Jefferson 21.19; 3, Patrick Stevens BEL 21.33; 4, Eric Perrot FRA 21.43; 5, Luis Rodriguez ESP 21.67; 6, Jifí Valik TCH 22.41
Heat 3:	1, Gómez 21.09; 2, Fedoriv 21.19; 3, Paolo Catalano ITA 21.36; 4, Daniel Cojocarou ROU 21.41; 5, Jeroen Fischer BEL 21.73; 6, Troy Douglas BER 21.78

Toronto 1993

Final (Mar 14)

1,	James Trapp	USA	20.63
2,	Damien Marsh	AUS	20.71
3,	Kevin Little	USA	20.72
4,	Iván García	CUB	20.82
5,	Nikolay Antonov	BUL	21.20
6,	Patrick Stevens	BEL	21.21

The US regained the title through James Trapp, who had clocked a personal best of 20.60 easing up at the finish of his semi-final. Little repeated his bronze medal from 1989, while defending champion Antonov finished only fifth.

The big favourite, Frankie Fredericks, withdrew with a hamstring injury after the first round.

First round (First 2 & 2 fastest to semi-finals) (Mar 13)

Heat 1:	Marsh 20.96; 2, Wariso 21.14; 3, Jifí Valik CZE 21.47; 4, Ray Stewart JAM 21.77; Emmanuel Tuffuor GHA DQ
Heat 2:	1, Trapp 20.67; 2, Stevens 20.95; 3, Ogilvie 21.15; 4, Jason John GBR 21.25; 5, Daniel Cojocarou ROU 21.39
Heat 3:	1, Little 20.93; 2, Pöstinger 21.18; 3, Neil de Silva TTO 21.43; 4, Ricardo Greenidge CAN 21.60; 5, John Mair JAM 21.86; Vyacheslav Kotcherjagin LAT DQ
Heat 4:	1, Fredericks 21.04; 2, Garcia 21.05; 3, Marco Menchini ITA 21.22; 4, André da Silva BRA 21.66; John Rosery LCA DQ
Heat 5:	1, Antonov 20.99; 2, Widmer 21.09; 3, Fedoriv 21.13; 4, Sidnei Telles BRA 21.30; Afonso Ferraz ANG DQ

Semi-finals (First 2 & 2 fastest to final) (Mar 13)

Heat 1:	1, Trapp 20.60; 2, Antonov 21.07; 3, Peter Ogilvie CAN 21.18; 4, Kevin Widmer SUI 21.31; 5, Solomon Wariso GBR 21.31; Frankie Fredericks NAM DNS
Heat 2:	1, Little 20.73; 2, Garcia 20.78; 3, Marsh 20.79; 4, Stevens 20.98; 5, Christoph Pöstinger AUT 21.09; 6, Andrey Fedoriv RUS 21.19

Barcelona 1995

Final (Mar 11)

1,	Geir Moen	NOR	20.58
2,	Troy Douglas	BER	20.94
3,	Sebastian Keitel	CHI	20.98
4,	Donovan Bailey	CAN	21.08
	Sergey Osovich	UKR	DNS
	John Regis	GBR	DNS

Some observers – including the coach of European outdoor champion Geir Moen – were displeased with the track which had flat, sharp bends. It was Moen, however, who coped best. In the semi-finals he scored a psychologically important win over former champion Regis, who withdrew from the final injured. The Norwegian was an easy winner of the final from the outside lane. Keitel won his country's first ever IAAF medal, a bronze.

Among the absentees were Linford Christie and Frankie Fredericks. Three weeks earlier in Liévin, both had ran faster than the previous world record with times of 20.25 and 20.26 respectively.

First round (First 2 & 6 fastest to semi-finals) (Mar 10)

Heat 1:	1, Eriksson 21.04; 2, Osovich 21.11; 3, Keitel 21.24; 4, Ito 21.55; Haroun Korjie SLE DNS
Heat 2:	1, Wariso 21.39; 2, Tolbert 21.57; 3, Navarro 21.61; 4, Angela Cipolloni ITA 21.92; 5, Bülent Eren TUR 22.15; 6, Marco Belizaire PAN 22.45
Heat 3:	1, Bailey 21.33; 2, Spokos 21.43; 3, Steve Brimacombe AUS 21.73; 4, Keith Smith ISV 21.81; 5, Valentin Ngbogo CAF 22.46
Heat 4:	1, Foucan 21.35; 2, Cojocarou 21.47; 3, Mayoral 21.54; 4, Sergi Vidal AND 24.45; Tod Long USA DQ
Heat 5:	1, Eriksson 21.21; 2, Regis 21.21; 3, Wymeersch 21.48; 4, Miguel Janssen ARU 21.90; 5, Bevil Lawson TOG 21.96
Heat 6:	1, Moen 21.04; 2, Douglas 21.27; 3, Panayiotopoulos 21.43; 4, Ibrahim Abdoulaye CHA 22.15; 5, Mohamed Ould Brahim MTN 23.94

Semi-finals (First 2 to final) (Mar 10)

Heat 1:	1, Moen 20.59; 2, Regis 20.94; 3, Marc Foucan FRA 21.17; 4, Francisco Navarro ESP 21.64; 5, Daniel Cojocarou ROU 21.74; 6, Yeorgo Panayiotopoulos GRE 21.95
Heat 2:	1, Douglas 20.93; =2, Bailey & Torbjörn Eriksson SWE 21.06; 4, Thomas Spokos GRE 21.32; 5, Erik Wymeersch BEL 21.94; 6, Jordi Mayoral ESP 22.06
Heat 3:	1, Keitel 21.07; 2, Osovich 21.13; 3, Niklas Eriksson SWE 21.15; 4, Rod Tolbert USA 21.72; 5, Koji Ito JPN 21.77; Solomon Wariso GBR DNF

Paris 1997

Final (Mar 8)

1,	Kevin Little	USA	20.40
2,	Iván García	CUB	20.46
3,	Francis Obikwelu	NGR	21.10
4,	Troy Douglas	BER	21.22
5,	Rohsaan Griffin	USA	21.27
	Alto Boldon	TTO	DNF

Defending champion Moen did not even start his semi-final, withdrawing after having been assigned lane 3 in a race where he needed to beat Boldon or the experienced Little to reach the final. Boldon, the double Olympic bronze medallist, won in a championship record of 20.41 to establish himself as favourite for the gold.

In the final García was drawn in lane 4, inside Boldon and Little. Boldon was slightly ahead on the final bend before Garcia closed suddenly on his inside. On Boldon's outside, Little was also in close contention. The American edged in front and appeared to be heading for victory when Boldon dramatically pulled up and fell over with a hamstring injury. The Trinidadian was booed, somewhat unsympathetically, by the crowd, as he was surrounded by helpers. Meanwhile he had lost his championship record to Little, who concluded "I know how to take the bends."

First round (First 2 and 6 fastest to semi-finals) (Mar 7)

Heat 1:	1, Griffin 20.85; 2, Garcia 21.03; 3, Douhou 21.21; 4, Pródromos Katsantonis CYP 21.32; 5, Francisco Navarro ESP 21.33; 6, Ioánnis Nafpliótis GRE 21.76
Heat 2:	1, Keitel 20.99; 2, Boldon 20.99; 3, Cipolloni 21.15; 4, Claudinei da Silva BRA 21.58; Eric Nkansah GHA DNS; Miguel Janssen ARU DNS
Heat 3:	1, Cheval 20.94; 2, Obikwelu 21.01; 3, van Balkom 21.15; 4, Koji Ito JPN 21.68; 5, Neil de Silva TTO 22.66; 6, Doli Aligbane COD 23.82
Heat 4:	1, Douglas 20.77; 2, Wijmeersch 21.02; 3, Ryan 21.13; 4, Marcelo da Silva BRA 21.50; 5, Doug Turner GBR 21.90; 6, Javier Verme PER 21.98
Heat 5:	1, Little 20.73; 2, Sleohbr 21.17; 3, Bernard 21.32; 4, Han Chaoming CHN 21.61; 5, Emmanuel Tuffuor GHA 21.88
Heat 6:	1, Moen 21.13; 2, Golding 21.18; 3, Gyulai 21.29; 4, Yeórgos Panayiotopoulos GRE 21.97; Giovanni Puggioni ITA DNF; Carlo Santa DOM DNS

Semi-finals (First 2 to final) (Mar 7)

Heat 1:	1, Obikwelu 20.82; 2, Douglas 20.89; 3, Patrick van Balkom NED 21.08; 4, Sebastian Keitel CHI 21.17; 5, Ivan Sleohbr CZE 21.61; 6, Miklós Gyulai HUN 22.13
Heat 2:	1, Boldon 20.41; 2, Little 20.46; 3, Julian Golding GBR 21.15; 4, Gaetan Bernard BEL 21.61; 5, Gary Ryan IRL 21.84; Geir Moen NOR DNS
Heat 3:	1, Garcia 20.48; 2, Griffin 20.52; 3, Christophe Cheval FRA 20.83; 4, Erik Wijmeersch BEL 21.33; 5, Ahmed Douhou CIV 21.81; 6, Angelo Cipolloni ITA 21.87

Maebashi 1999**Final (Mar 6)**

1,	Frankie Fredericks	NAM	20.10
2,	Obadele Thompson	BAR	20.26
3,	Kevin Little	USA	20.48
4,	Francis Obikwelu	NGR	20.85
5,	Koji Ito	JPN	20.95
6,	Rohsaan Griffin	USA	22.06

Fredericks (lane 6) was never headed as he sped to the finish in 20.10, second only to his world indoor record of 19.92. In the last 50m Thompson (lane 5) closed slightly, and his time of 20.26 moved him to third place on the world all-time list. In third place, defending champion Little collected his third world indoor 200m bronze medal.

The results showed how significant lane draws are in indoor 200m races. The runner drawn in lane 6 was first, lane 5 was second, lane 4 third etc. Griffin, world number one before Maebashi but the slowest of the qualifying semi-finalists, drew lane one – just as he had in Paris 1997 – and wound up sixth.

First round (First 2 and 4 fastest to semi-finals) (Mar 5)

Heat 1: 1, Little 20.83; 2, Wohlsen 21.06; 3, Erik Wijmeersch BEL 21.74
Heat 2: 1, Thompson 20.84; 2, van Balkom 20.94; 3, John Regis GBR 21.23; 4, Boštjan Horvat SLO 21.35

Heat 3: 1, Obikwelu 20.87; 2, Todelo 21.02; 3, Pilarczyk 21.10; 4, Hamood Al-Dalhami OMA 21.99

Heat 4: 1, Fredericks 20.84; 2, Gats 21.08; 3, Petko Yankov BUL 21.10; 4, Chen Tien-Wen TPE 21.82; 5, Menzi Dlamini SWZ 22.57

Heat 5: 1, Alexopoulos 20.87; 2, Donaldson 21.01; 3, Markoullides 21.02; 4, Marc Foucan FRA 21.28; 5, Kazuhiro Takahashi JPN 21.35

Heat 6: 1, Griffin 20.83; 2, Adam 20.98; 3, Urbas 21.40; 4, O'Brian Gibbons CAN 21.31; 5, Silas Helo SOL 23.13

Heat 7: 1, Ito 20.76; 2, Garcia 20.89; 3, Cheval 21.02; 4, Malik Louahia ALG 21.24; 5, Kwame Galloway MNT 24.32

Semi-finals (First 2 to final) (Mar 5)

Heat 1: 1, Thompson 20.55; 2, Griffin 20.81; 3, Marcin Urbas POL 21.01; 4, Patrick van Balkom NED 21.15; 5, Marcus Adam GBR 21.37; 6, Anninos Markoullides CYP 22.30

Heat 2: 1, Obikwelu 20.55; 2, Ito 20.63; 3, Alexandros Alexopoulos GRE 20.98; 4, Juan Pedro Todelo MEX 21.13; 5, Darryl Wohlsen AUS 21.57; Ryszard Pilarczyk POL DNS

Heat 3: 1, Fredericks 20.18; 2, Little 20.32; 3, Chris Donaldson NZL 21.02; 4, Iván Garcia CUB 21.24; 5, Christophe Cheval FRA 21.37; 6, Carlos Gats ARG 21.50

Lisbon 2001**Final (Mar 10)**

1,	Shawn Crawford	USA	20.63
2,	Christian Malcolm	GBR	20.76
3,	Patrick van Balkom	NED	20.96
4,	Chris Williams	JAM	21.12
5,	Alynn Condon	GBR	21.69
	Kevin Little	USA	DNS

Crawford had placed only third in the US Championships but came into the team when the man who won that race, Coby Miller, broke a bone in his left leg. The other American, 1997 winner Kevin Little, pulled a muscle after winning his semi-final. Therefore only five men started the final, with the favourite being European Indoor Champion Christian Malcolm (lane 5). However, Crawford (lane 4) entered the straight three metres ahead. Malcolm closed a little but the American was never threatened.

The advantage given by outer lanes in this event was acknowledged in that lanes 1 and 2 were not used for the preliminary rounds. They were in the final, where prize money was at stake for six places.

First round (Winner & 6 fastest to semi-finals) (Mar 9)

Heat 1: 1, van Balkom 20.90; 2, Condon 20.93; 3, Ricardo Alves POR 21.83; 4, Anghelo Edmund PAN 22.34

Heat 2: 1, Crawford 20.86; 2, Chernovol 21.23; 3, Oleg Sergeevyev RUS 21.50; 4, Aileu Kamara SLE 22.26

Heat 3: 1, Williams 20.86; 2, Attene 21.23; 3, Enfiok Udo-Obong NGR 21.96; 4, Hamood Al-Dalhami OMA 21.99

Heat 4: 1, Zachoval 21.16; 2, Batangdon 21.21; 3, Ommanandsingh Kowlessur MFI DQ (163.3) (21.67)

Heat 5: 1, Little 21.09; 2, Donati 21.35; 3, Dominic Demeritte BAH 21.52; 4, Chen Tien-Wen TPE 21.88

Heat 6: 1, Malcolm 21.05; 2, Loum 21.22; 3, Heber Viera URU 21.55; 4, Sayon Cooper LBR 21.98

Semi-finals (First 2 to final) (Mar 9)

Heat 1: 1, Malcolm 20.76; 2, van Balkom 20.77; 3, Gennadiy Chernovol KAZ 21.28; 4, Omar Loum SEN 21.49

Heat 2: 1, Crawford 20.80; 2, Condon 21.12; 3, Radek Zachoval CZE 21.17; 4, Massimiliano Donati ITA 21.97

Heat 3: 1, Little 20.73; 2, Williams 20.78; 3, Joseph Batangdon CMR 21.43; 4, Alessandro Attene ITA 21.49

Birmingham 2003**Final (Mar 15)**

1,	Marlon Devonish	GBR	20.62
2,	Joseph Batangdon	CMR	20.76
3,	Dominic Demeritte	BAH	20.92
4,	Matic Osovnikar	SLO	21.17
5,	Marco Torrieri	ITA	21.68
	Alynn Condon	GBR	DQ (r162.7)

Defending champion Crawford crossed the line first in his semi in 20.50 but was disqualified for running inside his lane, as was teammate Williams after a blatant transgression in the third semi. These were two out of 25 such disqualifications in Birmingham.

The United States' loss was Britain's gain, for Devonish emerged as favourite and drew the favourable lane six in the final. That race was marred by the disqualification of the British number two, Condon. He false started twice yet disputed the judge's decision and insisted on racing under protest. Condon placed fifth but his disqualification held. Meanwhile, Devonish raced clear of Batangdon, who won his country's first medal at these championships.

First round (First 2 to semi-finals) (Mar 14)

Djhone was advanced to semi-finals in recognition of a seeding error in this round
Heat 1: 1, Torrieri 20.78; 2, Condon 21.14; 3, Johan Engberg SWE 21.36; Bruno Pacheco BRA DQ (163.3)

Heat 2: 1, Batangdon 20.95; 2, Ryan 21.07; 3, Johan Wissman SWE 21.17; Heber Viera URU DQ (163.3)

Heat 3: 1, Crawford 20.69; 2, Dacastello 21.29; 3, Santiago Ezquerro ESP 21.31; Roman Cress MHL DQ (163.3)

Heat 4: 1, Osovnikar 20.77; 2, van Balkom 20.91; 3, Djhone 20.95; 4, Omar Loum SEN 21.62

Heat 5: 1, Demeritte 21.00; 2, Brizzel 21.02; 3, Adrian Durant ISV 21.60; 4, Un Kei Chao MAC 22.42

Heat 6: 1, Devonish 20.78; 2, Williams 20.90; Damien Degroete FRA DQ (r163.3)

Semi-finals (First 2 to final) (Mar 14)

Heat 1: Demeritte 20.67; 2, Condon 21.03; 3, Leslie Djhone FRA 21.09; 4, Patrick van Balkom NED 21.26; Shawn Crawford USA DQ (163.3) (20.50)

Heat 2: 1, Batangdon 20.65; 2, Osovnikar 20.87; 3, Gary Ryan IRL 21.13; 4, Stefano Dacastello ITA 21.20

Heat 3: 1, Devonish 20.63; 2, Torrieri 20.91; 3, Paul Brizzel IRL 20.96; Bobby Williams USA DQ (163.3)

Budapest 2004**Final (Mar 7)**

1,	Dominic Demeritte	BAH	20.66
2,	Johan Wissman	SWE	20.72
3,	Tobias Unger	GER	21.02
4,	Joseph Batangdon	CMR	21.16
5,	Jimmie Hackley	USA	21.35
6,	Marcin Urbás	POL	21.49

The IAAF Council Meeting at Berlin in November 2003 decided that from 2006 this event would be removed from the programme of the World Indoor Championships because "it was clear that top performances depended solely on the lane draw." So Budapest 2004 would see the final world champions at the one-lap event.

The 1999 winner Fredericks became a victim of poor lane draws, he was assigned lane 4 in his heat where Ernst was able to win comfortably from lane 6. The Namibian qualified, but as a second-placer, he missed out on the chance for lane 5 or 6 in the semi-finals. In fact he was given lane 2 and did not start the race. In the final, Unger (lane 4) led until the advantage of the outer lanes came into play.

Birmingham bronze medalist Demeritte made the most of the outside draw to defeat the favourite Wissman.

First round (First 2 & 1 fastest to semi-finals) (Mar 6)

Heat 1: 1, Batangdon 21.01; 2, Melfort 21.05; 3, Paul Hession IRL 21.12; 4, Heber Viera URU 21.36; 5, Marcelo Figueroa ESA 22.80

Heat 2: 1, Wissman 20.96; 2, Brizzel 21.12; 3, Louis Cristián PER 22.78; Matic Osovnikar SLO DNS

Heat 3: 1, Unger 20.98; 2, Alerte 21.15; 3, LaTonel Williams JAM 21.34; 4, Chris Meke Walasi SOL 23.83

Heat 4: 1, Dominic Demeritte BAH 20.99; 2, Tim Abeyie GBR 21.23; 3, Cláudio de Souza BRA 21.39; 4, Hamood Al-Dalhami OMA 21.97

Heat 5: 1, Sebastian Ernst GER 20.91; 2, Frankie Fredericks NAM 20.98; 3, Marcin Jedrusiński POL 21.02; Sultan Saeed MDV DQ (163.3)

Heat 6: 1, Allyn Condon GBR 21.06; 2, Coby Miller USA 21.32; 3, Oleg Sergeevyev RUS 21.55; 4, Russel Roman PLW 23.68

Heat 7: 1, Marcin Urbás POL 20.79; 2, Jimmie Hackley USA 20.95; 3, Géza Pauer HUN 21.62; Jorge Conde NCA DQ (163.3)

Semi-finals (First 2 to final) (Mar 6)

Heat 1: 1, Batangdon 20.86; 2, Urbás 20.87; 3, Allyn Condon GBR 20.89; 4, David Alete FRA 21.45; 5, Coby Miller USA 21.95

Heat 2: 1, Wissman 20.72; 2, Unger 20.87; 3, Marcin Jedrusiński POL 21.12; 4, Jimmy Melfort FRA 21.28; Frankie Fredericks NAM DNS

Heat 3: 1, Demeritte 20.75; 2, Hackley 20.94; 3, Sebastian Ernst GER 21.02; 4, Tim Abeyie GBR 21.80; Paul Brizzel IRL DNS

200 METRES

Multiple Medalists:

4	Kevin Little	USA	89-3, 93-3, 97-1, 99-3
3	Ade Mafe	GBR	85-2, 89-2, 91-3
2	Dominic Demeritte	BAH	03-3, 04-1

Most Finals:

4	Little
3	Mafe

Most Appearances:

5	Little	USA	89-3, 93-3, 97-1, 99-3, 01-dns/Final
4	Troy Douglas	BER	89-4h1, 91-6s3, 95-2, 97-4
	Patrick van Balkom	NED	97-3s1, 99-4s1, 01-3, 03-4s1

National Placings:

	1	2	3	4	5	6	7	8	Points
USA	4	-	3	1	4	2	-	-	77
GBR	2	4	1	-	1	1	-	-	57
FRA	-	1	-	2	-	-	-	-	17
BAH	1	-	1	-	-	-	-	-	14
BUL	1	-	-	-	1	-	-	-	12
BER	-	1	-	1	-	-	-	-	12
CMR	-	1	-	1	-	-	-	-	12
CUB	-	1	-	1	-	-	-	-	12
BRA	-	-	2	-	-	-	-	-	12
URS	1	-	-	-	-	1	-	-	11
NGR	-	-	1	1	-	-	-	-	11
NED	-	-	1	-	1	-	-	-	10
ITA	-	-	-	1	1	-	-	-	9
NAM	1	-	-	-	-	-	-	-	8
NOR	1	-	-	-	-	-	-	-	8
AUS	-	1	-	-	-	-	-	-	7
BAR	-	1	-	-	-	-	-	-	7
SWE	-	1	-	-	-	-	-	-	7
CHI	-	-	1	-	-	-	-	-	6
GER	-	-	1	-	-	-	-	-	6
CAN	-	-	-	1	-	-	-	-	5
JAM	-	-	-	1	-	-	-	-	5
SLO	-	-	-	1	-	-	-	-	5
ESP	-	-	-	-	1	-	-	-	4
JPN	-	-	-	-	1	-	-	-	4
BEL	-	-	-	-	1	-	-	-	3
POL	-	-	-	-	1	-	-	-	3
Totals	11	11	11	11	10	6	0	0	344

Event discontinued after 2004

400 Metres

Paris 1985

Final (Jan 19: Non-championship)

1,	Thomas Schönlebe	GDR	45.60 World Best
2,	Todd Bennett	GBR	45.97
3,	Mark Rowe	USA	46.31
4,	Amadou Dia Bâ	SEN	46.94

5,	Phil Brown	GBR	47.84
6,	Angel Heras	ESP	54.09

The East German teenager Schönlebe produced the best performance of the 1985 Games by substantially improving the world best of 45.79. Drawn in lane four, the reigning European Junior Champion raced through 200m in 21.48 to lead by five metres from Bennett. The Briton closed slightly at the end and became only the fourth man to crack 46 seconds indoors.

"Actually, I got excited and went out too fast," admitted Schönlebe. "But I was able to hold on, to my surprise – and pleasure."

First round (First 2 & 2 fastest to semi-finals) (Jan 18)

Heat 1: 1, Schönlebe 48.95; 2, Djédjémel 49.36; 3, Adalstein Bernhardsson ISL 50.37; 4, Khaled Hussain KUW 50.50; David Peltier BAR DNS

Heat 2: 1, Heras 47.88; 2, Daniel 47.96; 3, Ali St. Louis TTO 48.95; 4, Mike Okot UGA 50.19; Nabe Nabri SYR DNS

Heat 3: 1, Rowe 47.70; 2, Visserman 48.12; 3, Allan Ingraham BAH 48.14; 4, Ahmed Hamada BRN 48.80

Heat 4: 1, Bennett 47.19; 2, Ellsworth 47.96; 3, Martínez 48.06; 4, Ahmed Halim EGY 48.77; 5, Abdelal Kasbane MAR 48.93; 6, Kouadio Djétanan CIV 49.45

Heat 5: 1, Dia Bâ 47.55; 2, Brown 47.60; 3, Reyte 47.82; 4, Isidro del Prado PHI 48.35; 5, Gerry Delaney IRL 49.83; 6, Alberto Izu PER 51.19

Semi-finals (First 3 to final) (Jan 18)

Heat 1: 1, Dia Bâ 47.86; 2, Heras 47.89; 3, Brown 47.93; 4, Clarence Daniel USA 48.01; 5, Arjen Visserman NED 48.08; 6, Lázaro Martínez CUB 48.67

Heat 2: 1, Schönlebe 46.62; 2, Bennett 46.69; 3, Rowe 46.70; 4, Allan Ellsworth NED 48.09; 5, René Djédjémel CIV 49.09; 6, Carlos Reyte CUB 49.39

Indianapolis 1987

Final (Mar 7)

1,	Antonio McKay	USA	45.98
2,	Roberto Hernández	CUB	46.09
3,	Michael Franks	USA	46.19
4,	Ian Morris	TTO	46.57
5,	Paul Harmsworth	GBR	46.59
6,	Arjen Visserman	NED	47.11

It was Hernandez who rushed to the front at the bell in 21.76. Franks followed with the favourite McKay third and stumbling at the end of the first bend. Hernandez – just one day after his 20th birthday – continued to run cleanly from the front and held a 2m lead from Franks into the straight while McKay was fighting to hold off Morris for the bronze. McKay then changed gears, passing Franks and then the young Cuban just before the line.

First round (First 2 & 4 fastest to final) (Mar 6)

Heat 1: 1, McKay 47.33; 2, Harmsworth 47.33; 3, Kharizanov 47.44; 4, Mohamed Nordin Jari MAS 50.34; 5, Isidro del Prado PHI 50.49

Heat 2: 1, Franks 47.54; 2, Morris 47.57; 3, Mauro Zuliani ITA 47.67; 4, David Kitur KEN 47.90; 5, Ahmed Hamada BRN 49.15

Heat 3: 1, Hernández 46.57; 2, Visserman 46.73; 3, Anzrah 46.96; 4, Ingraham 46.96; 5, Ugbiye 47.47; 6, Lenford Ogarro VIN 49.84

Heat 4: 1, Henrich 47.35; 2, Forde 47.49; 3, Sunday Uti NGR 48.18; 5, Ahmed Halim EGY 48.25; 6, Dawda Jallow GAM 50.00

Semi-finals (First 3 to final) (Mar 6)

Heat 1: 1, Morris 46.69; 2, Hernández 46.74; 3, Visserman 46.89; 4, Mark Henrich FRG 46.89; 5, John Anzrah KEN 47.35; 6, Moses Ugbiye NGR 47.41

Heat 2: 1, McKay 46.70; 2, Franks 46.78; 3, Harmsworth 46.97; 4, Allan Ingraham BAH 47.06; 5, Momchil Kharizanov BUL 47.18; 6, Elvis Forde BAR 47.42

Budapest 1989

Final (Mar 5)

1,	Antonio McKay	USA	45.59
2,	Ian Morris	TTO	46.09
3,	Cayetano Cornet	ESP	46.40
4,	Slobodan Branković	YUG	46.48
5,	Brian Whittle	GBR	46.78
6,	Gabriel Tiacoh	CIV	47.35

McKay defended his title, but once again did so without leading until the second lap. This time it was Branković and Cornet who duelled for the lead with the Spaniard prevailing in 21.76 at the bell.

The American then timed his effort much better than in 1987 to move ahead on the last backstraight, hitting the front at 300m precisely. Morris also ran strongly in the second lap to make up three places. The winner's time was a US indoor record. "I wanted a world record," he said, "but I couldn't do it because of all the pushing."

First round (Winner & 7 fastest to semi-finals) (Mar 4)

Heat 1: 1, McKay 46.86; 2, Morris 47.09; 3, Visserman 47.11; 4, Antonio Sánchez ESP 47.60; 5, Luis Karim Toledo MEX 48.65

Heat 2: 1, Burnett 46.91; 2, Valhinger 47.00; 3, Gusztáv Mencerz HUN 47.43; 4, Romeo Gido PHI 47.63; 5, Patrick Delice TTO 47.86; 6, Ahmed Halim EGY 48.63

Heat 3: 1, Cornet 46.64; 2, Gudeta 47.14; 3, Todd Bennett GBR 47.35; 4, Tomasz Jedrusik POL 47.36; 5, Klaus Just FRG 47.67

Heat 4: 1, Tiachou 47.00; 2, Daniel 47.20; 3, Toshio Watanabe JPN 47.97; 4, Troy Douglas BER 48.46; 5, Gerson Souza BRA 49.04

Heat 5: 1, Whittle 46.69; 2, Branković 46.69; 3, Cameron 46.93; 4, Ervin Kátona HUN 47.33; 5, Anton Skerritt CAN 47.69

Semi-finals (First 3 to final) (Mar 5)

Heat 1: 1, McKay 46.06; 2, Cornet 46.30; 3, Morris 46.52; 4, Alemayehu Gudeta ETH 46.96; 5, Jörg Valhinger FRG 47.01; 6, Howard Burnett JAM 47.18

Heat 2: 1, Branković 46.49; 2, Tiachou 46.69; 3, Whittle 46.71; 4, Arjen Visserman NED 46.94; 5, Clarence Daniel USA 47.03; 6, Bert Cameron JAM 47.78

Seville 1991

Final (Mar 10)

1,	Devon Morris	JAM	46.17
2,	Samson Kitur	KEN	46.21
3,	Cayetano Cornet	ESP	46.52
4,	Charles Jenkins	USA	47.18
5,	Howard Burnett	JAM	47.84
6,	Alvin Daniel	TTO	62.39

Morris took control of the race with a 21.80 first half and had just enough left in the second lap to hold off Kitur. A relieved Cornet made up two places in the last lap to repeat his 1989 bronze.

It was a pity that several potential winners, including Danny Everett, Michael Johnson and Thomas Schönlebe, chose not to compete for various reasons.

First round (First 2 & 4 fastest to semi-finals) (Mar 8)

Heat 1: 1, I Morris 47.03; 2, Cornet 47.11; 3, Greene 47.67; 4, Christopher Nibilo TAN 48.40; 5, Benyounes Lahlou MAR 48.94

Heat 2: 1, Kitur 47.04; 2, Burnett 47.11; 3, Pierre 47.18; 4, Christian Boda MRI 49.47; 5, Julio Caballero PAR 50.95; Dmitry Golovastov URS DNF

Heat 3: 1, Jenkins 47.17; 2, D Morris 47.28; 3, Amar Hachim ALG 47.95; 4, Inaldo Justino BRA 49.49; Desi Wynter ISV DQ; Morris Okinda TAN DNS

Heat 4: 1, Daniel 47.19; 2, Sánchez 47.33; 3, Garner 47.52; 4, Kasbane 47.56; 5, Roberto Bortolotto BRA 49.07

Semi-finals (First 3 to final) (Mar 9)

Heat 1: 1, D Morris 46.30; 2, Jenkins 46.55; 3, Cornet 46.69; 4, Abdelali Kasbane MAR 47.05; 5, Mark Garner AUS 47.06; Ian Morris TTO DNF

Heat 2: 1, Kitur 46.43; 2, Burnett 46.62; 3, Daniel 47.03; 4, Paul Greene AUS 47.20; 5, Raymond Pierre USA 47.51; 6, Antonio Sánchez ESP 47.59

Toronto 1993

Final (Mar 14)

1,	Butch Reynolds	USA	45.26
2,	Sunday Bada	NGR	45.75
3,	Darren Clark	AUS	46.45
4,	Rico Lieder	GER	46.53
5,	Devon Morris	JAM	46.67
6,	Jason Rouser	USA	46.70

Reynolds was making his championship comeback following a 28-month suspension which the American had contested with the IAAF.

He confidently tucked into third place behind Bada (21.29) and Clark at halfway, then moved up to second spot as the surprising Bada kept leading through 300m in 32.6. The American sprinted past on the final bend.

First round (First 2 & 2 fastest to semi-finals) (Mar 12)

Heat 1: 1, Ismail 46.43; 2, Bada 46.57; 3, Dmitry Kosov RUS 47.86; 4, Francis Ogola UGA 48.06; 5, Bekele Ergogo ETH 48.82; Anthony Wallace JAM DQ

Heat 2: 1, Lieder 46.63; 2, Lahlou 46.81; 3, Eronilde de Araújo BRA 47.50; 4, Troy Douglas BER 47.55; 5, Shigekazu Omori JPN 48.32; 6, Raymundo Escalante MEX 49.09

Heat 3: 1, Reynolds 46.37; 2, Clark 46.76; 3, Jackson 47.03; 4, Kan 47.16; 5, Marco Vaccari ITA 47.84

Heat 4: 1, Rouser 47.35; 2, D Morris 47.42; 3, Alvin Daniel TTO 47.56; 4, Anton Ivanov BUL 47.83; Ermin Makhmudbekov AZE DQ

Heat 5: 1, Lemba 47.47; 2, Cornet 47.55; 3, John Lawson RSA 48.43; 4, Ian Morris TTO 49.91; Karsten Just GER DQ

Semi-finals (First 2 & 2 fastest to final) (Mar 13)

Heat 1: 1, Reynolds 45.70; 2, Lieder 46.16; 3, Clark 46.64; 4, D Morris 46.83; 5, Cephas Lemba ZAM 47.16; 6, Masayoshi Kan JPN 47.25

Heat 2: 1, Bada 46.29; 2, Rouser 46.80; 3, Mark Jackson CAN 47.10; 4, Cayetano Cornet ESP 47.12; Ibrahim Ismail QAT DQ; Benyounes Lahlou MAR DQ

Barcelona 1995

Final (Mar 12)

1,	Darnell Hall	USA	46.17
2,	Sunday Bada	NGR	46.38
3,	Mikhail Vdovin	RUS	46.65
4,	Carlos Silva	POR	46.87
5,	Shon Ju-Il	KOR	46.90
6,	Calvin Davis	USA	47.19

For the second successive world indoor championships, Bada set the pace in the 400m final (21.31 at 200m). He won silver again, but came much closer to victory than in 1993. Hall moved in front only in the last 20m. "I was surprised when [he] took the lead," said Hall, "but I showed a lot of poise and character. We just had to see who was the stronger."

First round (First 2 & 4 fastest to semi-finals) (Mar 10)

Heat 1: 1, Davis 46.99; 2, Coombs 47.17; 3, Saber 47.18; 4, Wilson Cañizales COL 49.32

Heat 2: 1, Hall 46.32; 2, Bada 46.79; 3, Vdovin 47.20; 4, Seiji Inagaki JPN 47.59; 5, Paul Slythe GBR 47.66

Heat 3: 1, Ismail 47.59; 2, Silva 47.99; 3, Hiroyuki Hayashi JPN 48.07; 4, Bülent Eren TUR 49.09; 5, Mark Hylton GBR 50.26; Antonio Sánchez ESP DNF

Heat 4: 1, Just 47.63; 2, Shon 47.74; 3, Benyounes Lahlou MAR 48.07; 4, Desiré Pierre-Louis MRI 48.14; 5, Mukandila Kabongo COD 51.60; Andrea Nuti ITA DQ

Heat 5: 1, Voelkel 47.33; 2, Joubert 47.34; 3, Evripides Demosthenous CYP 47.95; 4, Bouchair Belcaid MAR 48.01; 5, Muhammed Amin PAK 50.23

Semi-finals (First 3 to final) (Mar 11)

Heat 1: 1, Bada 46.41; 2, Davis 46.53; 3, Silva 46.94; 4, Ashraf Saber ITA 47.33; 5, Esword Coombs VIN 47.63; 6, Julian Voelkel GER 47.81

Heat 2: 1, Vdovin 46.91; 2, Hall 46.92; 3, Shon 47.48; 4, Karsten Just GER 47.53; 5, Michael Joubert AUS 47.78; Ibrahim Ismail QAT DNS

Paris 1997

Final (Mar 9)

1,	Sunday Bada	NGR	45.51
2,	Jamie Baulch	GBR	45.62
3,	Shunji Karube	JPN	45.76
4,	Robert Maćkowiak	POL	45.94
5,	Derek Mills	USA	46.30
	Troy McIntosh	BAH	DNF

After silvers in Toronto and Barcelona, Bada finally won a world indoor gold, defeating one of the major favourites in Paris in the process. Olympic relay silver medallist Baulch had been unbeaten all winter and seemed to be heading for another victory after a 21.30 first lap which gave him a healthy lead. Bada followed and struck at the start of the homestraight. He stole past Baulch to set a new African indoor record. Karube also finished fast to take Japan's first ever individual world indoor medal.

The athletics family was shocked and saddened by news of the death of Sunday Bada at the age of 42 on December 12, 2011.

First round (First 2 and 4 fastest to semi-finals) (Mar 7)

Heat 1: 1, Baulch 46.52; 2, McIntosh 46.59; 3, Rusterholz 46.65; 4, Omori 47.13; 5, Pablo Escrivá ESP 49.90

Heat 2: 1, Bada 46:58; 2, Mačkowiak 46:64; 3, Andrés 47:14; 4, Péter Nyilasi HUN 48:21
Heat 3: 1, Parrela 46:84; 2, Vaccari 47:56; 3, Valentin Kulbatskiy UKR 47:76; 4, Kambron Sampson VIN 48:26; 5, Seck Mar'diaye MTN 51:70; Michael McDonald JAM DNS
Heat 4: 1, Mills 47:10; 2, Laird 47:18; 3, Slobodan Branković YUG 47:42; 4, Vadim Zadovnov MDA 48:18
Heat 5: 1, Mashchenko 46:90; 2, Provost 46:94; 3, Karube 47:08; 4, Ibrahim Ismail QAT 47:32; 5, Carlos Toledo ESA 49:23; Neil De Silva TTO DNS
Heat 6: 1, Cárdenas 47:57; 2, Kovács 47:81; 3, Valdinei da Silva BRA 48:19; 4, Emmanuel Rubayiza RWA 50:25; Greg Haughton JAM DNS
Heat 7: 1, Hyton 47:58; 2, Minor 47:61; 3, Sinisa Pesa YUG 47:64; 4, Pierre-Marie Hilaire FRA 47:68; 5, Kevin Widmer SUI 47:81; 6, Mike Ezra UGA 53:74
Semi-finals (First 2 to final) (Mar 8)
Heat 1: 1, Baulch 46:02; 2, McIntosh 46:20; 3, Alejandro Cárdenas MEX 46:50; 4, Deon Minor USA 46:68; 5, Marco Vaccari ITA 47:54; 6, Antonio Andrés ESP 47:71
Heat 2: 1, Bada 46:06; 2, Mills 46:14; 3, Mark Hyton GBR 46:19; 4, Linval Laird JAM 47:01; 5, Dušan Kovács HUN 47:23; 6, Shigekazu Omori JPN 47:34
Heat 3: 1, Karube 46:16; 2, Mačkowiak 46:22; 3, Sanderlei Parrela BRA 46:33; 4, Ruslan Mashchenko RUS 46:42; 5, Mathias Rusterholz SUI 47:16; 6, Kjell Provost BEL 48:30

Maebashi 1999

Final (Mar 7)

1,	Jamie Baulch	GBR	45.73	0.158
2,	Milton Campbell	USA	45.99	0.204
3,	Alejandro Cárdenas	MEX	46.02	0.120
4,	Troy McIntosh	BAH	46.05	0.223
5,	Roxbert Martin	JAM	46.85	0.148
6,	Lars Figura	GER	47.06	0.141

Baulch (lane 5) was again the favourite, but he looked to be in trouble at the break when the men either side of him were a few strides ahead. Then within 50m, the Welshman produced a breathtaking piece of acceleration to emerge in front at exactly 200m (21.13).

Despite the fast pace, Baulch held his form and into the straight it was clear he would not be caught. There was a close battle for the minor medals. McIntosh led off the last bend, but he was passed first by Campbell then, with his last stride, Cárdenas. All three fell over as they dipped for the line.

First round (First 2 and 8 fastest to semi-finals) (Mar 5)

Heat 1: 1, Martin 47:34; 2, Trull 47:51; 3, Laurent Clerc SUI 47:58; 4, Masayoshi Kan JPN 47:72; 5, Sinisa Pesa YUG 47:86; 6, Alejandro Navarro ESA 51:12
Heat 2: 1, McIntosh 46:49; 2, Minor 46:69; 3, Bada 46:87; 4, Osakada 47:00; 5, Iakovákis 47:13
Heat 3: 1, Cárdenas 46:45; 2, Figura 46:49; 3, Dlugoski 46:90; 4, Vincent 47:15; 5, Du'aine Ladejo GBR 47:58; 6, Moses Kondowe MAW 50:39
Heat 4: 1, Baulch 46:46; 2, Canal 46:48; 3, Mango 46:64; 4, Czubak 47:04; 5, Salem Al Ameerri BRN 50:39; 6, Marcel Yambo Bakulu COD 51:18
Heat 5: 1, Campbell 46:77; 2, Parrela 46:81; 3, Šestak 47:00; 4, Kostás Kentéris GRE 47:35; 5, Darko Juričić CRO 47:36; 6, Carlos Santa DOM 47:56
Semi-finals (First 2 to final) (Mar 6)
Heat 1: 1, Cárdenas 46:51; 2, Figura 46:71; 3, David Canal ESP 46:93; 4, Sunday Bada NGR 47:07; 5, Piotr Dlugoski POL 47:55; 6, Casey Vincent AUS 48:03
Heat 2: 1, Campbell 46:23; 2, McIntosh 46:32; 3, Sanderlei Parrela BRA 46:39; 4, Juan Vicente Trull ESP 46:88; 5, Jun Osakada JPN 46:95; Tomasz Czubak POL DNF
Heat 3: 1, Baulch 46:14; 2, Martin 46:34; 3, Matija Šestak SLO 46:84; 4, Fred Mango FRA 47:06; 5, Deon Minor USA 47:12; 6, Periklis Iakovákis GRE 47:23

Lisbon 2001

Final (Mar 11)

1,	Daniel Caines	GBR	46.40
2,	Milton Campbell	USA	46.45
3,	Danny McFarlane	JAM	46.74
4,	David Canal	ESP	46.99
5,	Mark Hyton	GBR	47.03
	James Davis	USA	DNF

Jamie Baulch did not defend but the title stayed in British hands through Caines. The 21 year-old led at halfway in 21.41 from McFarlane and Campbell. The Jamaican and American were close behind before Caines surged again on the final bend. Campbell made one final effort, overhauling McFarlane and almost catching Caines. He therefore repeated his Maebashi silver.

"I had two things to do today," reflected the winner. "Get to the bell first, and then work, work, work!"

First Round (First 2 & 2 fastest to semi-finals) (Mar 9)

Heat 1: 1, Hyton 46:79; 2, Laursen 46:82; 3, Gorban 46:91; 4, Carlos Silva POR 48:45; 5, Sugath Thilakarane SRI 48:82; 6, Marcelo Figueroa ESA 49:35
Heat 2: 1, Caines 46:65; 2, Canal 46:85; 3, Bada 46:91; 4, Sanderlei Parrela BRA 47:53; 5, Shane Niemi CAN 47:80
Heat 3: 1, McFarlane 46:90; 2, Sánchez 47:02; 3, Robert Mačkowiak POL 47:24; 4, Rohan Pradeep Kumara SRI 48:02; 5, Jude Monye NGR 48:05; 6, Jun Osakada JPN 48:13
Heat 4: 1, Labidi 46:93; 2, Davis 47:01; 3, Andrey Semyonov RUS 47:01; 4, Piotr Rysukiewicz POL 47:19; 5, Alain Rohr SUI 47:62; Bothwell Machihulu ZAM DQ (163.3) (52.81)
Heat 5: 1, Campbell 47:09; 2, Clarke 47:20; 3, Troy McIntosh BAH 47:66; 4, Steliós Dimósiotis GRE 47:71; 5, Dmitry Chumichkin AZE 48:52; 6, Bilal Khalid BRN 49:61
Semi-finals (First 3 to final) (Mar 10)
Heat 1: 1, Caines 46:43; 2, Campbell 46:69; 3, Canal 47:08; 4, Davian Clarke JAM 47:17; 5, Sunday Bada NGR 48:14; Sofiene Labidi TUN DQ (r163.3) (46.97)
Heat 2: 1, McFarlane 46:68; 2, Hyton 46:87; 3, Davis 46:90; 4, Felix Sánchez DOM 47:29; 5, Boris Gorban RUS 47:48; 6, Jimisola Laursen SWE 48:17

Birmingham 2003

Final (Mar 16)

1,	Tyree Washington	USA	45.34
2,	Daniel Caines	GBR	45.43
=3,	Jamie Baulch	GBR	45.99
	Paul McKee	IRL	45.99
5,	David McCarthy	IRL	46.61
6,	Daniel Batman	AUS	46.67

This event provided the clash of the championship: Defending champion Caines, a local favourite, versus the United States Champion Washington. Their rivalry was evident from the first heat, where they were drawn together. Both wanted to get to the halfway point in first place and Washington prevailed by running a scorching 20.87 first half, with Caines alongside. The tall American impeded Caines twice on the second lap, but the Briton came through to win in an extravagant 45.85, far faster than his winning time in Lisbon. Though the British runner complained about Washington's actions, his team decided not to make an official protest. The two met again in the semis, when Caines followed Washington (21.45 at 200m) before edging past to win.

In the final, Caines (lane 5) again allowed Washington (lane 4) to race ahead at halfway in 21.12, following close behind and attacking down the final straight. He closed the gap, but the relaxed Washington stayed in front.

For the bronze medal, former champion Baulch and Irishman McKee crossed the line together. At first they were listed as equal third in 45.99, then Baulch was given third and McKee fourth. That's how it stayed for the medal ceremony, but a protest on behalf of McKee was upheld and he was awarded a shared bronze medal in a separate presentation at the end of the championships.

First Round (First 2 & 4 fastest to semi-finals) (Mar 14)

Heat 1: 1, Caines 45:85; 2, Washington 45:90; 3, Plawgo 46:33; 4, Labidi 46:47; Danny McFarlane JAM DNF; Rohan Pradeep Kumara SRI DQ (r163.3)
Heat 2: 1, Canal 46:39; 2, McKee 46:68; 3, Edoardo Vallet ITA 47:77; 4, California Molefe BOT 47:90; 5, Ernie Candelario PHI 48:86; Davian Clarke JAM DQ (r163.3)
Heat 3: 1, Baulch 46:44; 2, McCarthy 46:69; 3, Brown 46:74; 4, van Branteghem 46:75; 5, Román Basíl PAN 49:46; Moses Kondowe MAW DQ (r163.3)
Heat 4: 1, Batman 46:11; 2, Vieri 46:84; 3, Damion Barry TTO 47:21; 4, Dmitry Chumichkin AZE 48:11; Alleyne Francique GRN DQ (r163.3); Corey Nelson USA DQ (r163.3)
Semi-finals (First 3 to final) (Mar 15)
Heat 1: 1, McKee 46:24; 2, Baulch 46:74; 3, Batman 46:76; 4, Ioan Vieri ROU 47:01; 5, Christopher Brown BAH 47:03; 6, Sofiene Labidi TUN 47:14
Heat 2: 1, Caines 46:24; 2, Washington 46:50; 3, McCarthy 46:61; 4, Marek Plawgo POL 46:82; 5, Cédric van Branteghem BEL 47:01; 6, David Canal ESP 47:17

Budapest 2004

Final (Mar 6)

1,	Alleyne Francique	GRN	45.88
2,	Davian Clarke	JAM	45.92
3,	Gary Kikaya	COD	46.30

4,	Sofiene Labidi	TUN	46.48
5,	Milton Campbell	USA	46.74
6,	Joe Mendel	USA	47.34

Francique – who was disqualified from the heats in 2003 – ran comfortably from lane 5 to lead at the bell in 21.57 with Clarke and Kikaya following. On the last backstraight, Clarke edged in front, but not by enough to be able to overtake the Grenadian athlete on the bend. In the final straight the Jamaican moved wide again and closed on Francique, but like Caines versus Washington in 2003, the man who led at the bell held on for the gold. So Grenada gained their first World Champion.

First round (First 2 & 2 fastest to semi-finals) (Mar 5)

Heat 1: 1, Campbell 47.35; 2, Haughton 47.71; 3, Lloyd Zvasiya ZIM 47.81; 4, Adam Potter GBR 47.82; 5, Man Fong Cheong MAC 55.17

Heat 2: 1, Labidi 46.97; 2, Brown 47.08; 3, Salvador Rodriguez ESP 47.53; (2,) Ivo Vieru ROU DQ (40.9) (47.07) (Withdrawn from semi-finals)

Heat 3: 1, Mendel 47.33; 2, Vincent 47.42; 3, California Molefe BOT 47.58; 4, Ato Modibo TTO 47.62; 5, Chris Lloyd DMA 47.78

Heat 4: 1, Clarke 46.36; 2, Canal 46.67; 3, Szeplet 46.92; 4, McCarthy 46.94; 5, Ernie Candelario PHI 48.92; 6, Geoffrey Bai PNG 50.57

Heat 5: 1, Francique 46.76; 2, Kikaya 47.09; 3, Robert Daly IRL 47.42; 4, Nagmeldin Ali Abubakr SUD 47.85; Marcelo Figeroa ESA DNS

Semi-finals (First 3 to final) (Mar 6)

Heat 1: 1, Clarke 46.34; 2, Kikaya 46.46; 3, Mendel 46.56; 4, David Canal ESP 46.70; 5, David McCarthy IRL 47.34; 6, Casey Vincent AUS 47.68

Heat 2: 1, Francique 46.32; 2, Labidi 46.61; 3, Campbell 46.67; 4, Chris Brown BAH 46.68; 5, Greg Haughton JAM 46.81; 6, Zsolt Szeplet HUN 47.16

Moscow 2006

Final (Mar 12)

1,	Alleyne Francique	GRN	45.54
2,	California Molefe	BOT	45.75
3,	Chris Brown	BAH	45.78
4,	Davian Clarke	JAM	45.93
5,	Milton Campbell	USA	46.15
6,	Dmitriy Petrov	RUS	47.33

Defending champion Francique was the slowest heat winner with 46.79, some 1.05 seconds slower than Molefe, the quickest man in the first round. Disqualified for a lane violation was US number one LaShawn Merritt. Francique edged Molefe 45.86 to 46.02 in the semi-finals, and then the Grenadan surged to the front in the final, passing 200m in 21.11, just ahead of Chris Brown. Molefe improved from fourth to second in the last 100m, but for the fifth time in succession, the leader at 200m went on to be the victor.

First round (First 2 & 2 fastest to semi-finals) (Mar 10)

Heat 1: 1, Molefe 45.74; 2, Petrov 46.29; 3, Aleksey Rachkovsky UKR 47.13; 4, Santiago Ezquerro ESP 47.36; 5, David Gillick IRL 47.61; 6, Sou Chon Kin MAC 49.95

Heat 2: 1, Francique 46.79; 2, Marciszyn 46.88; 3, Faller 47.02; 4, Valentin Bulichev AZE 48.26; Sanjay Ayre JAM DQ (r163.3) (48.30)

Heat 3: 1, Brown 46.64; 2, Frolov 46.69; 3, Santa 47.00; 4, Isaac Yaya PYF 48.45; Asad Iqbal PAK DQ (r163.3) (48.46)

Heat 4: 1, Campbell 46.67; 2, Dabrowski 46.80; 3, Arismendy Peguero DOM 47.32; 4, Chris Lloyd DMA 47.33; 5, Andrés Silva URU 47.50; 6, Brice Panel FRA 48.52

Heat 5: 1, Clarke 46.37; 2, McCarthy 46.68; 3, David Canal ESP 47.38; 4, Anderson Jorge dos Santos BRA 48.19; 5, Nicholas Mangham PLW 54.80; LaShawn Merritt USA DQ (r163.3) (48.03)

Semi-finals (First 3 to final) (Mar 11)

Heat 1: 1, Francique 45.86; 2, Molefe 46.02; 3, Campbell 46.22; 4, Daniel Dabrowski POL 46.61; 5, Ruwen Faller GER 46.67; 6, Vladislav Frolov RUS 47.11

Heat 2: 1, Brown 46.10; 2, Clarke 46.23; 3, Petrov 46.44; 4, Marcin Marciszyn POL 46.97; 5, Carlos Santa DOM 47.11; 6, David McCarthy IRL 47.11

Valencia 2008

Final (Mar 9)

1,	Tyler Christopher	CAN	45.67
2,	Johan Wissman	SWE	46.04
3,	Chris Brown	BAH	46.26
4,	Nery Brenes	CRC	46.65
5,	Maksim Dyldin	RUS	46.79
6,	Sean Wroe	AUS	46.93

Christopher, who had not even run an indoor 400m before February 2008, was top of the entry list with 45.80, but Wissman stamped himself as the favourite with a first round win in 46.12. Wissman was edged by Christopher in the first semi-final, and eliminated was David Neville, who would go on to win Olympic bronze in Beijing.

In the final, Wissman drew lane four with Christopher in five and Brown in six. The three were level approaching the bell before Wissman edged ahead in 21.10. Christopher then fell back while the other two battled it out. With 100m to go Wissman and Brown were duelling for the lead, and Christopher was two metres behind, but then the Canadian produced an irresistible finish to win clearly from Wissman while Brown repeated his 2006 bronze.

First round (First 2 & 2 fastest to semi-finals) (Mar 7)

Heat 1: 1, Wroe 47.23; 2, Buck 47.54; 3, Greg Nixon USA 47.64; 4, Mark Ujakpor ESP 47.94

Heat 2: 1, Brenes 46.45; 2, Lloyd 46.79; 3, Alekseyev 47.07; 4, Steven Green GBR 47.44; 5, Arismendy Peguero DOM 47.45

Heat 3: 1, Christopher 47.06; 2, Molefe 47.22; 3, Michael Mathieu BAH 47.34; 4, Clemens Zeller AUT 47.34

Heat 4: 1, Dyldin 46.96; 2, Neville 47.43; 3, Edino Steele JAM 47.51; 4, Andrés Silva URU 47.54; 5, Carlos Santa DOM 48.10; Dalibor Spasovski MKD DNF

Heat 5: 1, Wissman 46.12; 2, Brown 46.47; 3, Barrett 47.02; 4, Mamoudou Hanne MLI 48.44; 5, Alleyne Francique GRN 48.64; 6, Takeshi Fujiwara ESA 48.82

Semi-finals (First 3 to final) (Mar 8)

Heat 1: 1, Christopher 46.57; 2, Wissman 46.86; 3, Wroe 47.13; 4, Denis Alekseyev RUS 47.18; 5, California Molefe BOT 47.74; 6, David Neville USA 48.18

Heat 2: 1, Brown 46.68; 2, Brenes 46.85; 3, Dyldin 46.92; 4, Chris Lloyd DMA 46.92; 5, Richard Buck GBR 47.60; 6, DeWayne Barrett JAM 48.41

Doha 2010

Final (Mar 13)

1,	Chris Brown	BAH	45.96
2,	William Collazo	CUB	46.31
3,	Jamaal Torrance	USA	46.43
4,	Nery Brenes	CRC	46.55
5,	Bershawn Jackson	USA	46.84
	David Gillick	IRL	DQ (r163.2) (46.62)

Jackson (45.41) and Gillick (45.52) had the fastest pre-Doha times of those entered, and they were quickest in the semi-finals, with marks of 46.13 and 46.15 in the first of the semis. However as the Irishman only placed second in that heat, he ended up with an unfavourable draw (lane three) for the final. In that race, the two-time bronze medallist Brown led at halfway (21.28) from Jackson, Torrance and Gillick. The Irishman progressed to third place round the final bend, but then attempted to pass Jackson on the inside, causing a collision which destroyed the chances of both men and led to Gillick's disqualification. Meanwhile Brown glided to victory, while an ecstatic Collazo swept through for the silver.

First round (First 2 & 2 fastest to semi-finals) (Mar 12)

Heat 1: 1, Buryak 47.03; 2, Mathieu 47.10; 3, Rabah Youssif SUF 47.21; 4, Santiago Ezquerro ESP 47.26; 5, Takeshi Fujiwara ESA 48.21; Rennie Quow TTO DNF

Heat 2: 1, Gillick 46.72; 2, Collazo 46.78; 3, Chambers 47.06; 4, Dale Garland GBR 48.26; 5, Wala Gime PNG 49.92

Heat 3: 1, Jackson 46.87; 2, Brenes 46.94; 3, Buck 47.02; 4, Clemens Zeller AUT 47.39; 5, Lewis Banda ZIM 48.85; 6, Gagolgelwang Masheto BOT 50.96

Heat 4: 1, Torrance 46.70; 2, Steele 46.80; 3, Brian Gregan IRL 47.26; 4, Nicolas Fillon FRA 48.28; 5, Jarrin Solomon TTO 48.37; 6, Matthew Pangelinan GUM 55.33

Heat 5: 1, Brown 46.95; 2, Alekseyev 47.18; 3, Marcin Marciszyn POL 47.23; 4, Arismendy Peguero DOM 47.28; 5, Andrés Silva URU 49.09

Semi-finals (First 3 to final) (Mar 12)

Heat 1: 1, Jackson 46.13; 2, Gillick 46.15; 3, Collazo 46.34; 4, Edino Steele JAM 46.84; 5, Michael Mathieu BAH 47.09; 6, Denis Alekseyev RUS 47.22

Heat 2: 1, Brown 46.64; 2, Torrance 46.69; 3, Brenes 46.73; 4, Dmitry Buryak RUS 46.95; 5, Richard Buck GBR 47.70; 6, Ricardo Chambers JAM 48.02

Istanbul 2012

Final (Mar 10)

1,	Nery Brenes	CRC	45.11
2,	Demetrius Pinder	BAH	45.34

3,	Chris Brown	BAH	45.90
4,	Tabarie Henry	ISV	45.96
5,	Pavel Maslák	CZE	46.19
6,	Kirani James	GRN	46.21

Outdoor World Champion James won his heat, but then was pipped by Brenes in his semi-final so drew the inside lane for the final where he was never in the hunt. Brenes – fourth in 2008 & 2010 – led at 200m in 21.24 from Pinder and Brown. He continued ahead through 300m (32.7), before winning in 45.11, two metres clear of the Bahamian pair. The previous month the Costa Rican had fallen in the homestraight at the Birmingham meeting. Then his splits were 21.18 and 32.6 and he insisted would have had an even faster total time than his winning mark at Istanbul.

First round (First 2 & 6 fastest to semi-finals) (Mar 9)

Heat 1: 1, Pinder 46.49; 2, Henry 46.71; 3, Ujakpor 47.06; 4, Wala Gime PNG 48.85; 5, Yaovi Michael Gougou BEN 51.20

Heat 2: 1, James 46.64; 2, Brenes 46.77; 3, Santos 47.07; 4, Aleksandrenko 47.78; (4), Youisif DQ (r40.9) (47.30)

Heat 3: 1, Levine 47.56; 2, Valentini 48.58; 3, Bacar Houmadi Jannot COM 49.58; 4, Andrés Silva URU 51.93; Lalonde Gordon TTO DQ (r163.3)

Heat 4: 1, Roberts 47.57; 2, Kruglyakov 47.70; 3, Jarrin Solomon TTO 47.82; 4, Takeshi Fujiwara ESA 48.96; 5, Kristijan Eremov MKD 50.23

Heat 5: 1, Maslák 47.00; 2, Buck 47.05; 3, Hurtault 47.63; 4, Trausti Stefánsson ISL 48.86; 5, Ak. Hafiy Tajuddin Rositi BRU 51.02; 6, Hussein Al-Fedheili OMA 55.15

Heat 6: 1, Brown 47.28; 2, Smith 47.46; 3, Kayas 47.55; 4, Nika Kartavtsev GEO 48.27; 5, Bahaai Al Farra PLE 51.65; 6, Jeffrey Limtiaco GUM 53.67

Semi-finals (First 2 to final) (Mar 9)

Heat 1: 1, Pinder 45.94; 2, Henry 46.01; 3, Mark Ujakpor ESP 46.98; 4, Gil Roberts USA 47.01; 5, Lorenzo Valentini ITA 48.47; 6, Maksim Aleksandrenko RUS 49.76

Heat 2: 1, Brown 46.37; 2, Maslák 46.49; 3, Richard Buck GBR 46.68; 4, Calvin Smith USA 47.09; 5, Ali Ekber Kayas TUR 48.16; Rabah Youisif SUD DQ (r40.9) (DNF)

Heat 3: 1, Brenes 46.01; 2, James 46.04; 3, Nigel Levine GBR 46.46; 4, Luguelin Santos DOM 46.83; 5, Valentín Kruglyakov RUS 47.34; 6, Erison Hurtault DMA 48.68

Sopot 2014

Final (Mar 8)

1,	Pavel Maslák	CZE	45.24
2,	Chris Brown	BAH	45.58
3,	Kyle Clemons	USA	45.74
4,	David Verburg	USA	46.21
5,	Lalonde Gordon	TTO	46.39
6,	Nery Brenes	CRC	47.32

At the age of 35, Brown set a world masters' best and collected his fifth successive medal, but the gold went to the European Champion outdoors, Maslák. The Czech had lost to Brown in his heat, yet clocked a fast enough time to give him a good draw in his semi which he won after a quick first lap of 21.19.

Maslák was even faster in the final with 21.17 at the bell, just ahead of Brenes and Brown. While the two former champions clashed in the next 100m, Maslák – wearing red and blue sleevelets – continued to run strongly and pulled away in the finishing straight.

First round (First 2 & 2 fastest to final) (Mar 7)

Heat 1: 1, Gordon 46.07; 2, Steele 46.38; 3, Niit 46.52; 4, Vitaliy Butrym UKR 46.98; 5, Erison Hurtault DMA 47.25

Heat 2: 1, Verburg 46.62; 2, Omelko 46.84; 3, Jarrin Solomon TTO 46.86; 4, Gustavo Cuesta DOM 47.43; 5, Nika Kartavtsev GEO 48.68

Heat 3: 1, Santos 46.54; 2, Brenes 46.62; 3, Levine 46.64; 4, Anderson Henriques BRA 46.82; 5, Donald Sanford ISR 47.90; Sioliga Viliamu Sepa SAM DQ (r163.3a) (52.25)

Heat 4: 1, Clemons 46.42; 2, Gauntlett 46.85; 3, Tabarie Henry ISV 46.87; 4, Bram Peters NED 47.50; Richard Buck GBR DQ (r163.2) (47.48)

Heat 5: 1, Brown 45.84; 2, Maslák 46.01; 3, Nick Ekelund-Arenander DEN 46.68; 4, Mark Ujakpor ESP 47.16; 5, Falcon Fagundes URU 49.89; 6, Bacar Houmadi Jannot COM 50.11

Semi-finals (First 3 to final) (Mar 7)

Heat 1: 1, Maslák 45.79; 2, Clemons 46.06; 3, Gordon 46.29; 4, Nigel Levine GBR 46.84; 5, Marek Niit EST 47.67; Edino Steele JAM DQ (r163.3b) (46.00)

Heat 2: 1, Brown 46.19; 2, Brenes 46.25; 3, Verburg 46.33; 4, Luguelin Santos DOM 46.37; 5, Rafal Omelko POL 46.94; 6, Akheem Gauntlett JAM 47.13

400 METRES

Multiple Medalists:

5	Chris Brown	BAH	06-3, 08-3, 10-1, 12-3, 14-2
3	Sunday Bada	NGR	93-2, 95-2, 97-1
	Jamie Baulch	GBR	97-2, 99-1, 03-3=
2	Antonio McKay	USA	87-1, 89-1
	Cayetano Cornet	ESP	89-3, 91-3
	Milton Campbell	USA	99-2, 01-2
	Daniel Caines	GBR	01-1, 03-2
	Alleyne Francique	GRN	04-1, 06-1

Most Finals:

5 Brown

Most Appearances:

7 Brown 03-5s1, 04-4s2, 06-3, 08-3, 10-1, 12-3, 14-2

National Placings:

	1	2	3	4	5	6	7	8	Points
USA	5	2	4	2	3	4	-	-	112
GBR	2	3	1=	-	4	-	-	-	58.5
BAH	1	2	3	1	-	-	-	-	45
JAM	1	1	1	1	3	-	-	-	38
NGR	1	2	-	-	-	-	-	-	22
CRC	1	-	-	2	-	1	-	-	21
ESP	-	-	2	1	-	1	-	-	20
GRN	2	-	-	-	-	1	-	-	19
TTO	-	1	-	1	1	1	-	-	19
GER	1	-	-	1	-	1	-	-	16
CUB	-	2	-	-	-	-	-	-	14
IRL	-	-	1=	-	2	-	-	-	13.5
RUS	-	-	1	-	1	1	-	-	13
CZE	1	-	-	-	1	-	-	-	12
AUS	-	-	1	-	-	2	-	-	12
CAN	1	-	-	-	-	-	-	-	8
BOT	-	1	-	-	-	-	-	-	7
KEN	-	1	-	-	-	-	-	-	7
SWE	-	1	-	-	-	-	-	-	7
COD	-	-	1	-	-	-	-	-	6
JPN	-	-	1	-	-	-	-	-	6
MEX	-	-	1	-	-	-	-	-	6
ISV	-	-	1	-	-	-	-	-	5
POL	-	-	1	-	-	-	-	-	5
POR	-	-	1	-	-	-	-	-	5
SEN	-	-	1	-	-	-	-	-	5
TUN	-	-	1	-	-	-	-	-	5
YUG	-	-	1	-	-	-	-	-	5
KOR	-	-	-	1	-	-	-	-	4
CIV	-	-	-	-	1	-	-	-	3
NED	-	-	-	-	1	-	-	-	3
Totals	16	16	15+2=	15	16	14	0	0	522

800 Metres

Paris 1985

Final (Jan 19: Non-championship)

1,	Colomán Trabado	ESP	1:47.42
2,	Benjamin González	ESP	1:47.94
3,	Ikem Billy	GBR	1:48.28
4,	Petru Drăgoescu	ROU	1:48.34
5,	André Lavie	FRA	1:50.29
6,	Tonino Viali	ITA	1:50.85

Drăgoescu led at halfway in 53.05, before a decisive burst along the final backstraight carried Trabado into a winning lead. The Spaniard had employed precisely the same tactic to win the 1983 European Indoor title. It was a Spanish 1-2 as the silver went to former European Indoor medalist González.

The Romanian ended up without a medal, having been outkicked by Britain's Ikem Billy.

First round (First 2 & 2 fastest to final) (Jan 18)

Heat 1: 1, Drăgoescu 1:49.20; 2, González 1:49.40; 3, Billy 1:49.66; 4, Lavie 1:50.54; 5, Jack McIntosh USA 1:52.85; 6, Assar Hassan Allah SUD 1:56.27; 7, Yeung Sai Mo HKG 1:56.47

Heat 2: 1, Trabado 1:50.33; 2, Viali 1:50.82; 3, Didier Marquart FRA 1:50.98; 4, Roland Weedon GBR 1:51.17; 5, Luis Migueles ARG 1:53.89; 6, Khaled Khalifa KUW 1:57.30

Indianapolis 1987

Final (Mar 8)

1,	José Luiz Barbosa	BRA	1:47.49
2,	Vladimir Graudyn	URS	1:47.68
3,	Faouzi Lahbi	MAR	1:47.79
4,	Stanley Redwine	USA	1:47.81
5,	Dieudonné Kwizéra	BDI	1:47.87
6,	Slobodan Popović	YUG	1:48.07
7,	Babacar Niang	SEN	1:48.33
8,	Rob Druppers	NED	1:48.89

Kwizéra and Redwine (52.71 at 400m) were the early leaders, both shadowed by Barbosa. Redwine still led at 600m (80.48), before being overtaken by the Brazilian at the start of the finishing straight.

The winner apparently needed to be persuaded to enter the championships by the Brazilian Government.

First round (First 2 & 2 fastest to final) (Mar 6)

Heat 1: 1, Niang 1:50.71; 2, Kwizéra 1:50.74; 3, Gert Kilbert SUI 1:51.13; 4, Taptumaneji Jonga ZIM 1:51.27; 5, Pablo Squella CHI 1:51.57; 6, Edwin Koech KEN 1:54.94; 7, Alberto López GUA 1:56.75

Heat 2: 1, Druppers 1:49.61; 2, Barbosa 1:50.01; 3, Ray Brown USA 1:50.13; 4, Said Mhand MAR 1:50.38; 5, Tony Morrell GBR 1:50.39; 6, Martin Enholm SWE 1:50.91; 7, Dale Jones ANT 1:54.56; 8, Porfirio Méndez PAR 1:56.87

Heat 3: 1, Redwine 1:49.11; 2, Lahbi 1:49.13; 3, Graudyn 1:49.34; 4, Popović 1:49.94; 5, Mauricio Hernández MEX 1:50.85; 6, Luis Migueles ARG 1:51.03; 7, Joseph Chesire KEN 1:51.34; 8, Najim Al Sowalem KUW 1:54.72; 9, Ian Morris TTO 2:03.82

Budapest 1989

Final (Mar 4)

1,	Paul Ereng	KEN	1:44.84WR
2,	José Luiz Barbosa	BRA	1:45.55
3,	Tonino Viali	ITA	1:46.95
4,	Stanley Redwine	USA	1:47.54
5,	Ray Brown	USA	1:47.93
6,	Ikem Billy	GBR	1:48.97

With one of the most dazzling finishes ever to a championship middle distance race, Ereng not only broke the world record but became the star performer of the second World Indoor Championships. The Olympic Champion was given special permission to compete after the rest of the Kenyan team withdrew from Budapest at the last minute due to a reported lack of funds. As a result, he ran in a vest from his American College, the University of Virginia.

Ereng's main opponent was Barbosa, the defending champion, who unlike 1987 had prepared thoroughly for the meeting. The Brazilian had clocked 1:45.73 just before the championships and won his semi from Ereng in a championship record of 1:46.79.

In the final, Brown set a very fast pace of 24.58 and 50.83. Barbosa was a close second with Ereng 12m back in fifth place at halfway. Brown succumbed to Barbosa after the bell (77.98), while Ereng was 10m behind and seemingly out of the hunt. The Kenyan suddenly tore down the backstraight and quickly passed three men by the last bend. He caught Barbosa with 80m remaining. The Brazilian responded but could not hold Ereng in the straight. The Kenyan crossed the line 0.07 below Sebastian Coe's world record, having run the final two 200m segments in 26.6 and 25.7. Barbosa clocked the third-quickest in history.

At the banquet held on the final evening of the championships, Ereng took another award – he was named as the most handsome male athlete of the championships.

First round (Winner & 8 fastest to semi-finals) (Mar 3)

Heat 1: 1, Barbosa 1:49.55; 2, Heydgen 1:49.70; 3, Heard 1:49.71; 4, Tomás de Teresa ESP 1:50.19; Getahun Ayana ETH DNF

Heat 2: 1, Billy 1:49.49; 2, Feranswa Woldemariam ETH 1:49.74; 3, Markus Trinkler SUI 1:49.79; 4, Claude Diomar FRA 1:50.20; 5, Belkacem Larouf MAR 1:51.49; 6, Boby Gaseisiwe BOT 1:53.72

Heat 3: 1, Ereng 1:47.99; 2, Druppers 1:48.29; 3, Squella 1:48.77; 4, Redwine 1:49.04; 5, Simon Hoogewerf CAN 1:49.98; 6, Luis Migueles ARG 1:51.58

Heat 4: 1, Viali 1:48.45; 2, Sudnik 1:48.54; 3, Brown 1:48.62; 4, Wuycke 1:48.97; 5, Seyed Hamid Sadjadi IRI 1:51.21

Semi-finals (First 3 to final) (Mar 3)

Heat 1: 1, Viali 1:49.06; 2, Billy 1:49.28; 3, Redwine 1:49.57; 4, Rob Druppers NED 1:49.70; 5, Joachim Heydgen FRG 1:49.71; Pablo Squella CHI DNF

Heat 2: 1, Barbosa 1:46.79; 2, Ereng 1:47.11; 3, Brown 1:47.24; 4, Andrey Sudnik URS 1:49.01; 5, Steve Heard GBR 1:50.75; 6, William Wuycke VEN 1:53.52

Seville 1991

Final (Mar 10)

1,	Paul Ereng	KEN	1:47.08
2,	Tomás de Teresa	ESP	1:47.82
3,	Simon Hoogewerf	CAN	1:47.88
4,	Stanley Redwine	USA	1:47.98
5,	Joachim Dehmel	GER	1:50.58
	William Tanui	KEN	DQ (1:46.94)

Ereng retained his title in less spectacular but more controversial circumstances than 1989. He almost went out in the semi-finals, having stumbled at the bell, losing several places in the process.

In the final, another Kenyan, William Tanui, went into the lead while Ereng held back to avoid trouble. Redwine took over by 400m (54.00), but he and the rest of the field were left when both Tanui and Ereng launched their victory bids at the same time in the final lap. Tanui managed to stay in front and crossed the line first in 1:46.94. He was, however, disqualified for breaking from his lane too early at the start of the race.

Poor Redwine found himself fourth for the third consecutive world indoor championships.

First round (First 2 & 2 fastest to semi-finals) (Mar 8)

Heat 1: 1, Tanui 1:47.55; 2, Chochkov 1:48.74; 3, Ikem Billy GBR 1:49.09; 4, Markus Trinkler SUI 1:49.13; 5, Luis Javier González ESP 1:51.47; 6, Jean-Bosco Mondzomba CGO 1:56.23

Heat 2: 1, Belkessam 1:50.41; 2, Sudnik 1:50.51; 3, Tom Baltus NED 1:50.78; 4, Charles Nkazamanyi BDI 1:50.80; 5, Róbert Banai HUN 1:51.10

Heat 3: 1, Ereng 1:50.48; 2, De Teresa 1:50.56; 3, Jussi Udelhoven GER 1:50.83; 4, Mbiganyi The BOT 1:51.89; 5, Nadar Khan PAK 1:52.08

Heat 4: 1, Hoogewerf 1:48.21; 2, Squella 1:49.07; 3, Valeriy Starodubtsev URS 1:49.35; 4, Ray Brown USA 1:49.52; 5, Morris Okinda TAN 1:55.42

Heat 5: 1, Dehmel 1:48.23; 2, Steele 1:48.28; 3, Redwine 1:48.61; 4, Svaricek 1:48.80; 5, Luis Migueles ARG 1:49.00

Semi-finals (First 3 to final) (Mar 9)

Heat 1: 1, De Teresa 1:49.80; 2, Ereng 1:49.96; 3, Hoogewerf 1:50.04; 4, Andrey Sudnik URS 1:50.08; 5, Ahmed Belkessam ALG 1:50.18; 6, Peter Svaricek AUT 1:53.12

Heat 2: 1, Tanui 1:47.74; 2, Dehmel 1:48.17; 3, Redwine 1:48.34; 4, Miroslav Chochkov BUL 1:48.40; 5, Martin Steele GBR 1:48.77; 6, Pablo Squella CHI 1:50.60

Toronto 1993

Final (Mar 14)

1,	Tom McKean	GBR	1:47.29
2,	Charles Nkazamanyi	BDI	1:47.62
3,	Nico Motchebon	GER	1:48.15
4,	Luc Bernaert	BEL	1:48.30
5,	Freddie Williams	CAN	1:51.26
	José Luiz Barbosa	BRA	DNF

McKean ran from the front, passing 200m in 24.86 and 400m in 51.59. His tactics were designed to avoid the sort of trouble the Scot had found himself in previous championship races. He was proved right when Nkazamanyi, Barbosa and Motchebon collided in his wake just after the bell. The Brazilian – contesting his third world indoor final – came off the worst and failed to finish.

Meanwhile, McKean continued to move away from an untroubled victory. But there was embarrassment at the medal ceremony, when the Briton missed the main presentation after failing to find a quick route from the press concourse, from where he was making calls to home.

First round (First 2 & 4 fastest to semi-finals) (Mar 12)

Heat 1: 1, McKean 1:49.09; 2, Bernaert 1:49.25; 3, Barbosa 1:49.34; 4, Squella 1:50.11; 5, Ray Brown USA 1:50.60

Heat 2: 1, Thee 1:50.50; 2, D'Urso 1:50.52; 3, Martin Steele GBR 1:50.71; 4, Hezekiel Sepeng RSA 1:50.79; 5, Paul Ruto KEN 1:50.94

Heat 3: 1, Williams 1:49.71; 2, Armour 1:49.99; 3, Osei 1:50.14; 4, Khalifa Kasmi MAR 1:50.57; 5, Gilmar dos Santos BRA 1:50.71; 6, Luis Migueles ARG 1:51.03

Heat 4: 1, Nkazaminyampi 1:49.52; 2, Motchebon 1:49.52; 3, Lee 1:49.60; 4, Leon Haan NED 1:50.87; 5, Michael Wildner AUT 1:51.59; 6, Mukundi Mubenga COD 1:55.35

Semi-finals (First 2 & 2 fastest to final) (Mar 13)

Heat 1: 1, Nkazaminyampi 1:48.17; 2, Barbosa 1:48.56; 3, Mbiganyi Thee BOT 1:48.95; 4, Jack Armour USA 1:49.03; 5, Giuseppe D'Urso ITA 1:50.07; 6, Pablo Squella CHI 1:50.25

Heat 2: 1, McKean 1:47.05; 2, Williams 1:47.93; 3, Motchebon 1:47.98; 4, Bernaert 1:48.24; 5, Kennedy Osei GHA 1:49.80; 6, Lee Jin-il KOR 1:50.46

Barcelona 1995**Final (Mar 12)**

1,	Clive Terrelonge	JAM	1:47.30
2,	Benson Koech	KEN	1:47.51
3,	Pavel Soukup	CZE	1:47.74
4,	Tor Øyvind Ødegård	NOR	1:48.34
5,	Mahjoub Haïda	MAR	1:48.63
6,	Joseph Tengelei	KEN	1:49.22

Terrelonge had been disqualified from his semi-final for obstruction and was not even on the original start list for the final. Late on the night before the final, an appeal led to his re-instatement.

In the final, Tengelei appeared to be setting the pace in order to help his team-mate, Koech, who clocked 1:43.17 outdoors in 1994. Tengelei passed 200m in 25.2 and 400 in 53.4 before falling back. It was Terrelonge, not Koech, who then made the decisive move. The Jamaican – a student and assistant track coach at Lincoln University – had a 5m lead at 600m and held off Koech to win.

First round (First 2 & 2 fastest to semi-finals) (Mar 10)

Heat 1: 1, Soukup 1:49.60; 2, Ødegård 1:49.68; 3, Michael Wildner AUT 1:50.52; 4, Antonio Abrantes POR 1:50.94; 5, Ion Bogde ROU 1:51.04

Heat 2: 1, Tengelei 1:51.68; 2, Arconada 1:51.80; 3, Marco Chiavarini ITA 1:51.92; 4, Mahmoud Al-Kheirat SYR 1:53.12; 5, Arisk Perdomo GUA 1:55.66; 6, Carlos Mairena NCA 1:56.54

Heat 3: 1, Haïda 1:50.08; 2, Koech 1:50.48; 3, Tomonari Ono JPN 1:51.80; 4, Tommy Asinga SUR 1:51.83; 5, Rafko Marinc SLO 1:52.57; Kennedy Osei GHA DNF

Heat 4: 1, Matthews 1:49.90; 2, Kenah 1:50.10; 3, Arthém Hatungimana BDI 1:50.17; 4, Bekele Bambose ETH 1:54.56

Heat 5: 1, Johansson 1:49.57; 2, Diaz 1:49.66; 3, Terrelonge 1:49.73; 4, Sumner 1:50.02; 5, Kim Soon-Hyung KOR 1:53.01

Semi-finals (First 3 to final) (Mar 11)

Heat 1: 1, Koech 1:48.47; 2, Ødegård 1:48.80; 3, Terrelonge 1:48.82; 4, David Matthews IRL 1:49.26; 5, Rich Kenah USA 1:50.39; 6, Andrés Diaz ESP 1:51.19

Heat 2: 1, Soukup 1:49.41; 2, Tengelei 1:49.51; 3, Haïda 1:49.72; 4, Torbjörn Johansson SWE 1:50.19; 5, José Arconada ESP 1:50.98; 6, Brad Sumner USA 1:51.60

Paris 1997**Final (Mar 9)**

1,	Wilson Kipketer	DEN	1:42.67 ^{WR}
2,	Mahjoub Haïda	MAR	1:45.76
3,	Rich Kenah	USA	1:46.16
4,	Nico Motchebon	GER	1:46.19
5,	Marko Koers	NED	1:46.43
6,	Einärs Tupuritis	LAT	1:46.47

Kipketer missed the Olympic Games because Kenya had refused to give clearance for him to run for his new country, Denmark. Nevertheless he was the obvious world number one at 800m in 1996, and his first indoor appearance of the winter was eagerly awaited.

The smooth-striding Dane quickly got clear of the small field in his heat after a 24.96 opening 200m. At 400m (50.77) there were murmurs of recognition of a world record pace. By 600m (77.23), something special was clearly on the cards. Kipketer crossed the finish line in new world record figures of 1:43.96 and became the first athlete to take the \$50,000 award for a world record at a World Indoor Championships.

He did not appear to be out of breath, and did not pause to recover. Instead, he smiled broadly and soaked in the acclaim of the crowd.

"It was not my intention to demolish the field or the record," he said. Why did he not save the record for the final? "It is better to think about one thing at a time. In the final I must think about becoming world champion and not about breaking records."

However, after gliding through his semi-final, the Dane did go even faster in the final, 1:42.67 (24.22, 50.22, 76.49). "The decision to go for a second record came during the warm-up," he conceded.

Not surprisingly, the other finalists were effectively in a separate race which was won by Haïda, who was a distant last at halfway.

First round (First 2 and 8 fastest to semi-finals) (Mar 7)

Heat 1: 1, Koers 1:48.04; 2, Soukup 1:48.54; 3, Tupuritis 1:48.56; 4, Münzer 1:48.85; 5, David Matthews IRL 1:49.65; 6, Puntagsor Purevsuren MGL 1:55.76

Heat 2: 1, Haïda 1:48.77; 2, Eplinius 1:49.08; 3, Longo 1:49.30; 4, Flavio Godoy BRA 1:49.93

Heat 3: 1, Ngidhi 1:52.73; 2, Lahlou 1:52.79; 3, Boris Kavereshnikov KGZ 1:52.96; 4, Joseph Rakotoarimanana MAD 1:53.28; 5, Mark Evrest USA 1:57.16

Heat 4: 1, Kenah 1:48.42; 2, Chirchir 1:48.54; 3, Motchebon 1:48.69; 4, Destiné 1:49.64; 5, Roman Oravec CZE 1:51.33; 6, Reuben Silwimba ZAM 1:56.20

Heat 5: 1, Kipketer 1:43.96^{WR}; 2, Nolan 1:48.21; 3, Hart 1:48.45; 4, Osei 1:49.00; 5, Vernon-Watson 1:49.56

Semi-finals (First 2 to final) (Mar 8)

Heat 1: 1, Haïda 1:47.22; 2, Tupuritis 1:47.47; 3, Mario Vernon-Watson JAM 1:48.32; 4, Kennedy Osei GHA 1:48.40; 5, Oliver Münzer AUT 1:48.47; 6, Savieri Ngidhi ZIM 1:48.70

Heat 2: 1, Koers 1:47.75; 2, Motchebon 1:48.20; 3, Pavel Soukup CZE 1:48.73; 4, James Nolan IRL 1:48.75; 5, Benyounes Lahlou MAR 1:49.18; 6, Andy Hart GBR 1:49.20

Heat 3: 1, Kipketer 1:48.49; 2, Kenah 1:49.21; 3, Robert Chirchir KEN 1:49.52; 4, Mark Eplinius GER 1:49.54; 5, Andrea Longo ITA 1:50.45; 6, Jean-Marc Destiné HAI 1:51.59

Maebashi 1999**Final (Mar 7)**

1,	Johan Botha	RSA	1:45.47
2,	Wilson Kipketer	DEU	1:45.49
3,	Nico Motchebon	GER	1:45.74
4,	Balázs Korányi	HUN	1:46.47
5,	James Nolan	IRL	1:47.77
6,	Savieri Ngidhi	ZIM	1:47.79

The race started more slowly than the Maebashi women's 800m final. The three principals – Kipketer, Motchebon and Botha – crossed the 200m marker abreast in 27.11. The German then took up the running, clocking 53.70 at 400m. It was a surprise to see Kipketer fall back after this point. At 600m (Motchebon 79.48), he was 4m in arrears.

Then at the start of the final lap, the world record holder started to kick. Botha was shoulder-to-shoulder with Motchebon around the final bend before moving clear. Meanwhile Kipketer was closing rapidly and passed the flagging German. Could he catch Botha in time? No, although his dip brought him to within 0.02 of the South African, who crossed the line upright in 1:45.47.

First round (First 2 & 8 fastest to semi-finals) (Mar 5)

Heat 1: 1, Kipketer 1:48.00; 2, Hatungimana 1:48.34; 3, Nolan 1:48.46; 4, Robinson 1:48.68; 5, Dube 1:49.11

Heat 2: 1, Nduwimana 1:48.31; 2, Motchebon 1:48.33; 3, Kiptoo 1:48.61; 4, Ngidhi 1:49.08; 5, Madowa Isshi JPN 1:50.94; 6, Nasser Ismail MDV 1:58.17

Heat 3: 1, Kalabouki 1:52.26; 2, Téllez 1:52.38; 3, André Bucher SUI 1:52.43; 4, Shaun Farrell NZL 1:52.48; 5, Ian Roberts GUY 1:53.09

Heat 4: 1, Longo 1:49.29; 2, Bourrouag 1:49.38; 3, Andy Hart GBR 1:49.64; 4, David Matthews IRL 1:49.81; 5, Jean-Marc Destiné HAI 1:50.37

Heat 5: 1, Botha 1:48.07; 2, Korányi 1:48.10; 3, Kimwetich 1:48.13; 4, Vydra 1:48.32; 5, Giocondi 1:49.03

Semi-finals (First 2 to final) (Mar 6)

Heat 1: 1, Motchebon 1:47.05; 2, Nolan 1:47.54; 3, Wojciech Kaldowski POL 1:47.58; 4, Arthém Hatungimana BDI 1:48.17; 5, Andrea Longo ITA 1:48.61

Heat 2: 1, Botha 1:46.65; 2, Kipketer 1:46.76; 3, Patrick Nduwimana BDI 1:46.80; 4, Andrea Giocondi ITA 1:47.45; 5, David Kiptoo KEN 1:48.35; 6, Khadevis Robinson USA 1:49.18

Heat 3: 1, Korányi 1:48.74; 2, Ngidhi 1:48.85; 3, Tarik Bourrouag GER 1:48.88; 4, Lukáš Vydra CZE 1:49.38; 5, Glody Dube BOT 1:49.57; 6, Kennedy Kimwetich KEN 1:50.18

Lisbon 2001**Final (Mar 11)**

1,	Yuriy Borzakovskiy	RUS	1:44.49
2,	Johan Botha	RSA	1:46.42
3,	André Bucher	SUI	1:46.46
4,	David Lelei	KEN	1:46.88
5,	Glody Dube	BOT	1:46.90
6,	Paweł Czapiewski	POL	1:50.51

Bucher raced through 200m in 25.38 and 400m in 51.48. By this point, he was 10m up, but most eyes were on the 19 year-old Borzakovskiy. The Russian was well-known for his tactic of holding back then producing spectacular finishes. He moved into second place on the third lap, then swept past Bucher on the final backstraight as if he was running a 400m race. He went on to win by almost 20m. At 19 years 333 days, Borzakovskiy was one of the youngest-ever world indoor champions. A fast-finishing Botha pipped Bucher for the silver.

First round (First 2 & 2 fastest to semi-finals) (Mar 9)

Heat 1: 1, Borzakovskiy 1:47.28; 2, Gray 1:47.59; 3, Caulfield 1:47.83; 4, Mark Rodgers NZL 1:49.25

Heat 2: 1, Lelei 1:50.53; 2, Dube 1:50.73; 3, Elliott Gaskins USA 1:51.04; 4, Rizak Dirshe SWE 1:51.28; 5, Crispen Mutakanyi ZIM 1:52.94; 6, Amlicar Leal MOZ 1:55.19

Heat 3: 1, Som 1:49.77; 2, Botha 1:49.84; 3, Lukáš Vydra CZE 1:50.99; 4, Milton Browne BAR 1:51.60; 5, Mohammed Al-Bayed PLE 2:03.06

Heat 4: 1, Omeý 1:49.85; 2, Parra 1:50.12; 3, João Pires POR 1:50.13; 4, Benjamin Kipkurui KEN 1:50.73; 5, Konstantinos Hadjimarcou CYP 1:53.10; 6, John Lozada PHI 1:54.10

Heat 5: 1, Czapiewski 1:47.75; 2, Lacasse 1:47.82; 3, Bucher 1:47.88; 4, Sergey Kozhevnikov RUS 1:48.74; 5, Mahmoud Al-Kherat SYR 1:50.71

Semi-finals (First 3 to final) (Mar 10)

Heat 1: 1, Borzakovskiy 1:46.84; 2, Botha 1:47.28; 3, Czapiewski 1:47.35; 4, Florent Lacasse FRA 1:47.93; 5, Trinity Gray USA 1:47.90; 6, Roberto Parra ESP 1:49.67

Heat 2: 1, Bucher 1:47.04; 2, Dube 1:47.31; 3, Lelei 1:47.48; 4, Tom Omeý BEL 1:47.67; 5, Daniel Caulfield IRL 1:47.79; 6, Bram Som NED 1:49.34

Birmingham 2003**Final (Mar 16)**

1,	David Krummenacker	USA	1:45.69
2,	Wilson Kipketer	DEN	1:45.87
3,	Wilfred Bungei	KEN	1:46.54
4,	Antonio Manuel Reina	ESP	1:46.58
5,	Bram Som	NED	1:47.00
6,	Arnoud Okken	NED	1:48.71

After recovering from injury and illness, Kipketer had made a fine comeback in 2002 to regain his status as world number one. He was favourite to regain his title and tracked Bungei who led with splits of 25.79, 52.93 and 79.78. The Dane moved ahead after the bell and appeared to be gliding to victory when it became clear that Krummenacker would not be dropped. The American sprinted past in the final straight, having run the last lap in 25.8 compared with Kipketer's 26.0. This was the first United States victory in any IAAF World Championship 800m.

First round (First 2 & 4 fastest to semi-finals) (Mar 14)

Heat 1: 1, Kipketer 1:48.47; 2, Krummenacker 1:48.66; 3, Okken 1:48.96; 4, Chris Moss GBR 1:50.21; 5, Alexandre Padovani FRA 1:51.30; 6, Nazar Begiyev TKM 1:54.07

Heat 2: 1, Mutua 1:48.26; 2, Som 1:48.40; 3, Santos 1:49.01; 4, Christian Neunhauserer ITA 1:49.54; 5, Juan de Dios Jurado ESP 1:50.47; 6, Rashid Habib BRN 1:52.99

Heat 3: 1, Reina 1:49.38; 2, Oravec 1:49.66; 3, Mohammad Al-Azemi KUW 1:50.41; 4, João Pires POR 1:50.76; 5, Fadrique Iglesias BOL 1:52.93; Hezekiel Sepeng RSA DQ (1:63.3)

Heat 4: 1, Bungei 1:48.17; 2, Dube 1:48.48; 3, Aissat 1:48.66; 4, Kozhevnikov 1:49.25; 5, Khadevis Robinson USA 1:49.44; 6, Mahmoud Abu Attaya PLE 1:59.24

Semi Finals (First 3 to final) (Mar 15)

Heat 1: 1, Bungei 1:47.04; 2, Krummenacker 1:47.30; 3, Som 1:47.57; 4, Glody Dube BOT 1:47.63; 5, Roman Oravec CZE 1:48.73; 6, Sergey Kozhevnikov RUS 1:48.74

Heat 2: 1, Kipketer 1:47.84; 2, Okken 1:48.26; 3, Reina 1:48.27; 4, Joseph Mutua KEN 1:48.46; 5, Nicolas Aissat FRA 1:48.59; 6, Osmar dos Santos BRA 1:50.06

Budapest 2004**Final (Mar 7)**

1,	Mbulaeni Mulaudzi	RSA	1:45.71
2,	Rashid Ramzi	BRN	1:46.15
3,	Osmar dos Santos	BRA	1:46.26
4,	Amine Laâlou	MAR	1:46.57
5,	William Yiampany	KEN	1:46.88
6,	Joseph Mutua	KEN	1:47.86

Dos Santos, a 35 year-old ex-footballer, was the fastest in the rounds and went out even quicker in the final, striding smoothly through 200m (24.17), 400m (50.74) and 600m (78.21). Mulaudzi then overtook the Brazilian while Ramzi – who qualified for the final by less than one hundredth – came from far back to nip past dos Santos for the silver. Ramzi (ex-Morocco) set an Asian indoor record, as had his Bahraini compatriot Karacol (ex-Kenya) in the semi-finals.

First round (First 2 & 6 fastest to semi-finals) (Mar 5)

Heat 1: 1, dos Santos 1:47.67; 2, Jansen 1:48.10; 3, Stember 1:48.66; 4, Jurado 1:48.70; 5, Roman Hanzel SVK 1:51.54; 6, Kondawi Chiyina MAW 1:54.49

Heat 2: 1, Reina 1:49.72; 2, Mulaudzi 1:49.83; 3, Dmitry Bogdanov RUS 1:50.21; 4, Rizak Dirshe SWE 1:50.89; 5, Paskar Owor UGA 1:51.41; 6, Aboubaker El-Gatrouni LBA 1:52.64

Heat 3: 1, Mutua 1:47.86; 2, Okken 1:47.88; 3, Laâlou 1:48.03; 4, Derrick Peterson USA 1:50.05; 5, Saqjad Moradi IRI 1:50.06; Ahmed Ismail SUD DNF

Heat 4: 1, Ramzi 1:48.25; 2, Som 1:48.55; 3, Pechanha 1:49.98; 4, David Fiegen LUX 1:50.02; 5, Mohamed Khalaf Al-Azimi KUW 1:51.80; Samuel Mwera TAN DQ (1:63.3)

Heat 5: 1, Nduwimana 1:47.71; 2, Omeý 1:48.92; 3, Nicolas Aissat FRA 1:50.65; 4, Abdel Salam Al-Abajay PLE 1:53.48; Gary Reed CAN DNF; Berhanu Alemu ETH DQ (1:63.3)

Heat 6: 1, Lacasse 1:48.01; 2, Chehbi 1:48.44; 3, Yiampany 1:48.49; 4, Kamel 1:48.55; 5, Awetik Arakelian ARM 1:53.44; 6, Nazar Begiyev TKM 1:54.72;

Semi-finals (First 2 to final) (Mar 6)

Heat 1: 1, Santos 1:46.91; 2, Yiampany 1:47.02; 3, Youssef Saâd Kamel BRN 1:47.16; 4, Antonio Manuel Reina ESP 1:47.33; 5, Mouchine Chehbi MAR 1:47.45; 6, Michael Stember USA 1:48.68

Heat 2: 1, Mutua 1:47.07; 2, Ramzi 1:47.28; 3, Florent Lacasse FRA 1:47.28; 4, Arnoud Okken NED 1:47.84; 5, Joeri Jansen BEL 1:48.61; 6, Fabiano Pechanha BRA 1:51.59

Heat 3: 1, Mulaudzi 1:49.96; 2, Laâlou 1:50.07; 3, Juan de Dios Jurado ESP 1:50.99; 4, Tom Omeý BEL 1:51.15; 5, Jean-Patrick Nduwimana BDI 1:52.20; Bram Som NED DNF

Moscow 2006**Final (Mar 12)**

1,	Wilfred Bungei	KEN	1:47.15
2,	Mbulaeni Mulaudzi	RSA	1:47.16
3,	Yuriy Borzakovskiy	RUS	1:47.38
4,	Dmitrijs Miljevičs	LAT	1:48.01
5,	Juan de Dios Jurado	ESP	1:48.44
6,	Jimmy Watkins	GBR	1:48.56

The three prospective medallists were semi-final winners Mulaudzi and Bungei, together with Olympic champion Borzakovskiy, who was very much the crowd's favourite. In the final, Mulaudzi took the field cautiously round the first lap (26.93), with Bungei taking over in a slower second 200m (28.72), as Borzakovskiy lagged in fourth place (in 56.0). Bungei continued to lead (600m: 1:21.87), before Borzakovskiy made his challenge with 100m to go. Off such a slow pace the Kenyan had plenty in reserve and held off the Russian on his outside, though was apparently unaware that on the inside Mulaudzi closed with a rush to finish 0.01 seconds behind, despite being badly spiked. The crowd were left silent after the defeat of their star athlete.

First round (First 2 & 2 fastest to semi-finals) (Mar 10)

Heat 1: 1, Borzakovskiy 1:48.08; 2, Watkins 1:48.20; 3, Majed Saeed Sultan QAT 1:49.21; 4, Joseph Mutua KEN 1:49.49; 5, Moushssin Chehbi MAR 1:49.84

Heat 2: 1, Miljevičs 1:47.19; 2, Laâlou 1:47.36; 3, Okken 1:47.58; 4, Suleiman 1:47.74; 5, Fadrique Iglesias BOL 1:50.65

Heat 3: 1, Mulaudzi 1:49.03; 2, Aritkulov 1:49.09; 3, David Krummenacker USA 1:49.15; 4, Dávid Takács HUN 1:49.61; 5, Berhanu Alemu ETH 1:51.07

Heat 4: 1, de Dios Jurado 1:47.88; 2, Bungei 1:47.95; 3, Osmar Barbosa dos Santos BRA 1:48.30; 4, Moise Joseph HAI 1:48.33; 5, Glauco Martini SMR 1:59.25

Heat 5: 1, Robinson 1:48.73; 2, Barrios 1:48.79; 3, Belal Mansoor Ali BRN 1:48.84; 4, Antoine Martiak FRA 1:48.97; 5, Sajjad Moradi IRI 1:51.67

Semi-finals (First 3 to final) (Mar 11)

Heat 1: 1, Mulaudzi 1:46.82; 2, Borzakovsky 1:47.09; 3, de Dios Jurado 1:47.38; 4, Amine Laïlou MAR 1:47.55; 5, Abdulrahman Suleiman QAT 1:47.87; 6, Khadevis Robinson USA 1:48.30

Heat 2: 1, Bungei 1:46.90; 2, Milkevičs 1:47.23; 3, Watkins 1:47.23; 4, Ramil Artuklov RUS 1:47.50; 5, Arnoud Okken NED 1:47.68; 6, Eugenio Barrios ESP 1:52.75

Valencia 2008

Final (Mar 9)

1,	Abubaker Kaki	SUD	1:44.81
2,	Mulaeni Mulaudzi	RSA	1:44.91
3,	Youssef Saâd Kamel	BRN	1:45.26
4,	Dmitrijs Milkevičs	LAT	1:45.72
5,	Dmitriy Bogdanov	RUS	1:45.76
6,	Nick Symmonds	USA	1:46.48

Of the 2006 medallists, only Mulaudzi was in attendance, as world leader Borzakovsky (1:45.58) decided to run only the relay, and reigning champion Bungei was injured. Bogdanov was surprisingly the fastest in the preliminary rounds with 1:46.83 in his semi-final, giving little clue as to the quality of the final.

Kaki, who had run 1:46.06 before the championships, took out the pace, and passed 200m in 24.92. By halfway he was more than 5m clear of Mulaudzi in 51.26. His third lap was the slowest of the race (27.02), but he still held a 3m advantage over the 2004 champion. Kaki managed to get home a metre clear of Mulaudzi in 1:44.81, and became the youngest ever winner of a world indoor title at 18 years 262 days. Mulaudzi won his third consecutive medal. All six finalists ran indoor personal bests.

A further statistical quirk, Iglesias of Bolivia placed fifth in heat two in 1:50.55. In Moscow he filled the same position in the same heat in 1:50.65!

First round (First 2 & 6 fastest to semi-finals) (Mar 7)

Heat 1: 1, Bogdanov 1:48.38; 2, Peçanha 1:49.03; 3, Wagné 1:49.07; 4, Repčík 1:49.15; 5, Michael Blackwood JAM 1:52.69

Heat 2: 1, Kamel 1:48.71; 2, Chepkirwok 1:48.80; 3, Milkevičs 1:49.10; 4, Claesson 1:49.12; 5, Fadrique Iglesias BOL 1:50.55

Heat 3: 1, Mulaudzi 1:50.86; 2, Olmedo 1:51.07; 3, Jakub Holuša CZE 1:51.09; 4, Damien Moss GBR 1:51.39; 5, Eduard Villanueva VEN 1:51.83

Heat 4: 1, Symmonds 1:49.30; 2, Rifesser 1:49.51; 3, Moise Joseph HAI 1:49.70; 4, Aldwyn Sappleton JAM 1:51.24; Lamine Bangoura GUI DNF; Richard Kiplagat KEN DQ (r163.3)

Heat 5: 1, Lathouwers 1:49.32; 2, Robinson 1:49.33; 3, Amine Laïlou MAR 1:49.41; 4, Yuriy Koldin RUS 1:49.60; 5, Deon Bascom GUY 1:55.88; 6, Florian Hilti LIE 1:59.91

Heat 6: 1, Kaki 1:47.80; 2, Barrios 1:48.70; 3, Hill 1:49.06; 4, Mohajershojaei 1:49.14; 5, Dávid Takács HUN 1:49.79

Semi-finals (First 2 to final) (Mar 8)

Heat 1: 1, Bogdanov 1:46.83; 2, Kamel 1:46.88; 3, Khadevis Robinson USA 1:47.57; 4, Richard Hill GBR 1:47.82; 5, Manuel Olmedo ESP 1:48.90; 6, Fabiano Peçanha BRA 1:49.63

Heat 2: 1, Mulaudzi 1:47.39; 2, Kaki 1:47.41; 3, Robert Lathouwers NED 1:48.27; 4, Abraham Chepkirwok UGA 1:48.30; 5, Mattias Claesson SWE 1:48.50; 6, Jozef Repčík SVK 1:48.61

Heat 3: 1, Symmonds 1:48.43; 2, Milkevičs 1:48.80; 3, Eugenio Barrios ESP 1:49.02; 4, Ehsan Mohajershojaei IRI 1:49.32; 5, Abdoulaye Wagné SEN 1:49.49; 6, Lukas Rifesser ITA 1:51.20

dangerous rivals, US Champion Symmonds, ran 1:46.89 in his heat only to be disqualified for cutting in before the break from lanes. In the final, Kaki raced through laps of 200m in 24.96, 27.22 and 27.68 then finished off with a lap of 26.37 to become the youngest man ever to retain a world title. Remarkably all six positions remained unchanged from the moment the field settled down in single file after 100m.

First round (First 2 & 2 fastest to semi-finals) (Mar 12)

Heat 1: 1, Ismail 1:46.69; 2, Osagie 1:47.40; 3, Kléberson Davide BRA 1:49.69; 4, Brice Etès MON 1:53.52; Nick Symmonds USA DQ (r163.3) (1:46.69)

Heat 2: 1, Kaki 1:47.48; 2, Bustos 1:47.65; 3, Peçanha 1:48.29; 4, Ed Aston GBR 1:50.32; 5, Edgar Cortez NCA 1:58.47

Heat 3: 1, Hautcoeur 1:50.61; 2, Holuša 1:50.64; 3, Mario Scapini ITA 1:50.74; 4, David McCarthy IRL 1:51.88; 5, Mattias Claesson SWE 1:51.96

Heat 4: 1, Lalang 1:49.16; 2, Marco 1:49.57; 3, Solomon 1:49.69; 4, Mohammad Alazemi KUW 1:52.54; 5, Elie Monga COD 1:57.02; 6, Iulio Lafai SAM 2:07.08

Heat 5: 1, Kszczot 1:50.15; 2, Rapatz 1:50.35; 3, Moise Joseph HAI 1:50.43; 4, Vitalij Kozlov LTU 1:50.92; 5, Belal Mansoor Ali BRN 1:51.22; 6, Moussa Camara MLI 1:55.84

Semi-finals (First 3 to final) (Mar 13)

Heat 1: 1, Kaki 1:46.45; 2, Lalang 1:46.73; 3, Kszczot 1:46.90; 4, David Bustos ESP 1:47.05; 5, Kevin Hautcoeur FRA 1:47.50; 6, Fabiano Peçanha BRA 1:49.70

Heat 2: 1, Marco 1:51.05; 2, Holuša 1:51.08; 3, Ismail 1:51.25; 4, Andrew Osagie GBR 1:51.29; 5, Duane Solomon USA 1:51.82; 6, Andreas Rapatz AUT 1:52.43

Istanbul 2012

Final (Mar 11)

1,	Mohammed Aman	ETH	1:48.36
2,	Jakub Holuša	CZE	1:48.62
3,	Andrew Osagie	GBR	1:48.92
4,	Adam Kszczot	POL	1:49.16
5,	Jan van den Broeck	BEL	1:50.83
6,	Michael Rutt	USA	1:51.47

Aman, the only man to beat world outdoor record holder David Rudisha in 2011, won a tactical race which was the slowest final in World Indoor Championship history. Kszczot led at 600m (1:22.56) but was passed by the Ethiopian junior who covered the last 200m in 25.7. Holuša and Osagie overhauled the desperate Pole in the home-straight. The Ethiopian (18 years 61 days) became the youngest ever World Indoor Champion.

First round (First 2 & 6 fastest to semi-finals) (Mar 9)

Heat 1: 1, Reina 1:50.02; 2, Kszczot 1:50.14; 3, Everett 1:50.67; 4, Nimet Gashi ALB 1:54.70; 5, Gaylord Silly SEY 1:54.93

Heat 2: 1, Kitum 1:49.57; 2, Bala 1:49.71; 3, Osagie 1:49.73; 4, Pallitsch 1:49.78; 5, Brice Etès MON 1:52.93; 6, Arnold Sorina VAN 1:54.44

Heat 3: 1, Holuša 1:50.49; 2, Aman 1:50.56; 3, Ahmad Ismail SUD 1:50.72; 4, Moussa Camara MLI 1:52.62; 5, Halit Kilic TUR 1:54.06

Heat 4: 1, Thomas 1:49.73; 2, Rapatz 1:49.89; 3, Rodriguez 1:50.02; 4, Marco 1:50.13; 5, Benjamin Enzema GEQ 1:58.19; 6, Kieng Samorn CAM 1:59.14

Heat 5: 1, van den Broeck 1:52.65; 2, Lewandowski 1:52.67; 3, Jamaal James TTO 1:52.71; 4, Vid Tršan SLO 1:53.64; 5, Ashot Hayrapetyan ARM 1:58.21

Heat 6: 1, Lalang 1:49.50; 2, Rutt 1:49.72; 3, Mutekanga 1:49.81; 4, Farkhod Kuralov TJK 1:52.61; 5, Dustin Emrani ISR 1:54.20

Semi-finals (First 2 to final) (Mar 10)

Heat 1: 1, Aman 1:48.07; 2, Osagie 1:48.13; 3, Timothy Kitum KEN 1:48.22; 4, Antonio Manuel Reina ESP 1:48.36; 5, Julius Mutekanga UGA 1:49.32; 6, Abdulrahman Mubeen Bala QAT 1:49.51

Heat 2: 1, Rutt 1:48.88; 2, van den Broeck 1:48.90; 3, Boaz Lalang KEN 1:49.31; 4, Raphael Pallitsch AUT 1:49.42; Rafith Rodriguez COL & Marco Lewandowski POL DNF

Heat 3: 1, Holuša 1:47.23; 2, Kszczot 1:47.90; 3, Luis Alberto Marco ESP 1:48.12; 4, Andreas Rapatz AUT 1:48.15; 5, Joe Thomas GBR 1:49.12; 6, Tevan Everett USA 1:49.57

Sopot 2014

Final (Mar 9)

1,	Mohamed Aman	ETH	1:46.40
2,	Adam Kszczot	POL	1:46.76
3,	Andrew Osagie	GBR	1:47.10
4,	André Olivier	RSA	1:47.31
5,	Thijmen Kupers	NED	1:47.74
	Marcin Lewandowski	POL	DQ (r163.3b) (1:47.09)

Final (Mar 14)

1,	Abubaker Kaki	SUD	1:46.23
2,	Boaz Lalang	KEN	1:46.39
3,	Adam Kszczot	POL	1:46.69
4,	Ahmed Ismail	SUD	1:46.90
5,	Jakub Holuša	CZE	1:47.28
6,	Luis Alberto Marco	ESP	1:48.99

Kaki had established his reputation as a fierce front-runner in the 2008 championships, and in Doha he used the same tactics. One of his most

Kupers led a furiously fast first 100m, then things settled down with everyone in contact. Halfway was reached in 53.29 with the Dutchman still leading. At 500m, Lewandowski hit the front and by the bell (1:20.57) he was joined by Kszczot, so the host nation held the top two places. Tracking them both was defending champion Aman.

Kszczot made his bid for victory on the last backstraight with Aman responding. The younger Pole entered the finishing straight ahead, but was overhauled by the Ethiopian. Lewandowski just held off Osagie for the bronze by one hundredth. The Briton was then upgraded when it was noticed that Lewandowski had taken one step inside the track at the end of the final bend. He was disqualified by the referee, but only after the medal ceremony had taken place.

First round (Winner & 3 fastest to final) (Mar 7)

Heat 1: 1, Aman 1:46.73; 2, Stepan Poistogov RUS 1:47.11; 3, Kevin López ESP 1:47.34; 4, Mukhtar Mohammed GBR 1:47.59; 5, Erik Sowinski USA 1:48.04; 6, Teniberdi Suiuinbaev KGZ 2:00.51; Saddam Hussain PAK DQ (r163.3b) (2:00.29)

Heat 2: 1, Olivier 1:46.18; 2, Lewandowski 1:46.26; 3, Kupers 1:46.55; 4, Nick Symmonds USA 1:47.29; 5, Farkhod Kuralov TJK 1:52.36; Abdulrahman Muaeab Bala OAT DQ (r163.3b)

Heat 3: 1, Kszczot 1:45.76; 2, Osagie 1:45.88; 3, Jeremiah Mutai KEN 1:47.41; 4, Mark English IRL 1:47.60; 5, Kristinn Þór Kristinsson ISL 1:51.20; 6, Brice Etès MON 1:51.24

1500 Metres

Paris 1985

Final (Jan 19: Non-championship)

1,	Mike Hillardt	AUS	3:40.27
2,	José Luis González	ESP	3:41.36
3,	Joseph Chesire	KEN	3:41.38
4,	Miroslaw Zerkowski	POL	3:42.21
5,	Ricardo Matteredazzi	ITA	3:43.56
6,	Alberto Corvo	ITA	3:45.46
7,	José Maraja	FRA	3:47.53
8,	Andrés Vera	ESP	3:52.89

An unexpected 26.98 lap between 400m and 600m gave Chesire – fourth at the 1984 Olympics – a lead of 25m. The Kenyan was 15m in front at 1200m, but the chasing pack, led by Hillardt, were closing rapidly. The Australian caught the Kenyan just before the final bend and went on to a clear win. González also nipped past Chesire.

First round (First 4 to final) (Jan 18)

Heat 1: 1, Chesire 3:43.16; 2, González 3:43.94; 3, Zerkowski 3:44.52; 4, Corvo 3:45.05; 5, Clifton Bradeley GBR 3:45.90; 6, Michel Wijnserbergh BEL 3:46.93; 7, Omer Khalifa SUD 3:48.41

Heat 2: 1, Hillardt 3:43.62; 2, Matteredazzi 3:43.87; 3, Vera 3:44.31; 4, Maraja 3:44.46; 5, Enda Fitzpatrick IRL 3:48.95; 6, Costel Ene ROU 3:53.56; 7, Angel Concepción PUR 4:06.54

Indianapolis 1987

Final (Mar 7)

1,	Marcus O'Sullivan	IRL	3:39.04
2,	José Abascal	ESP	3:39.13
3,	Han Kulker	NED	3:39.51
4,	Jim Spivey	USA	3:39.63
5,	Mike Hillardt	AUS	3:39.77
6,	David Campbell	CAN	3:40.82
7,	Dieter Baumann	FRG	3:41.07
8,	Alessandro Lambruschini	ITA	3:42.25
9,	Kipkoech Cheruiyot	KEN	3:43.63

Spivey led the finalists through 400m (61.68) and 800m (2:01.70) before Abascal pulled away. O'Sullivan made up 3m on the Spaniard in the first half of the last lap. Abascal responded and the two raced side by side along the finishing straight. The Irishman proved the stronger.

Ireland were denied further possible success in the final after a dramatic second heat in which Eamonn Coghlan fell on the sixth lap. The world indoor mile record holder lost almost 30m but made up enough ground in the last two laps to gain an apparent qualifying position. He then made a bad error, easing up before crossing the line and allowing Dieter Baumann and Dave Campbell to go past. Coghlan's time was insufficient for progression as a fastest loser, and an attempt to add Coghlan to the final was rejected after protests by three countries.

First round (First 3 & 3 fastest to final) (Mar 6)

Heat 1: 1, Abascal 3:40.92; 2, O'Sullivan 3:40.96; 3, Cheruiyot 3:40.97; 4, Kulker 3:41.36; 5, Lambruschini 3:42.26; 6, Hervé Phélippeau FRA 3:45.26; 7, Mauricio Hernández MEX 3:49.77

Heat 2: 1, Hillardt 3:42.66; 2, Spivey 3:43.24; 3, Baumann 3:43.35; 4, Campbell 3:43.36; 5, Eamonn Coghlan IRL 3:43.40; 6, Mbiganyi Thee BOT 3:44.33; 7, Tapfumaneyi Jonga ZIM 3:44.43; 8, Peter Rono KEN 3:48.81; 9, Dale Jones ANT 4:04.14; 10, Alberto López GUA 4:06.93

Budapest 1989

Final (Mar 5)

1,	Marcus O'Sullivan	IRL	3:36.64
2,	Hauke Fuhlbrügge	GDR	3:37.80
3,	Jeff Atkinson	USA	3:38.12
4,	Sydney Maree	USA	3:38.14
5,	Hervé Phélippeau	FRA	3:38.76
6,	Radim Kunčický	TCH	3:39.97
7,	Sergey Afanasyev	URS	3:40.46
8,	Manuel Pancorbo	ESP	3:41.61
9,	Eckhardt Rüter	FRG	3:43.42; 10, Feranaw Woldeariam ETH 3:44.16

800 METRES

Multiple Medalists:

3	Wilson Kipketer	DEN	97-1, 99-2, 03-2
	Mbulaeni Mulaudzi	RSA	04-1, 06-2, 08-2
2	José Luiz Barbosa	BRA	87-1, 89-2
	Paul Ereng	KEN	89-1, 91-1
	Nico Motchebon	GER	93-3, 99-3
	Johan Botha	RSA	99-1, 01-2
	Yury Borzakovskiy	RUS	01-1, 06-3
	Wilfred Bungei	KEN	03-3, 06-1
	Abubaker Kaki	SUD	08-1, 10-1
	Adam Kszczot	POL	10-3, 14-2
	Andrew Osagie	GBR	12-3, 14-3
	Mohammed Aman	ETH	12-1, 14-1

Most Finals:

3	Barbosa	87-1, 89-2, 93-dnf
	Stanley Redwine	USA 87-4, 89-4, 91-4
	Motchebon	93-3, 97-4, 99-3
	Kipketer	
	Mulaudzi	
	Kszczot	10-3, 12-4, 14-2

Most Appearances:

5	Luis Miguelles	ARG	85-5h2, 87-6h3, 89-6h3, 91-5h5, 93-6h3
---	----------------	-----	--

National Placings:

	1	2	3	4	5	6	7	8	Points
KEN	3	2	1	1	1	2	-	-	59
RSA	2	3	-	1	-	-	-	-	42
USA	1	-	1	3	1	2	-	-	39
ESP	1	2	-	1	1	1	-	-	34
GBR	1	-	3	-	-	2	-	-	32
DEN	1	2	-	-	-	-	-	-	22
MAR	-	1	1	1	1	-	-	-	22
SUD	2	-	-	1	-	-	-	-	21
BRA	-	1	1	1	-	-	-	-	21
POL	-	1	1	1	1	-	-	-	21
GER	-	-	2	1	1	-	-	-	21
RUS	1	-	1	-	1	-	-	-	18
CZE	-	1	1	-	1	-	-	-	17
ETH	2	-	-	-	-	-	-	-	16
NED	-	-	-	-	3	1	-	1	16
BRN	-	1	1	-	-	-	-	-	13
LAT	-	-	-	2	-	1	-	-	13
BDI	-	1	-	-	1	-	-	-	11
CAN	-	-	1	-	1	-	-	-	10
ITA	-	-	1	-	-	1	-	-	9
BEL	-	-	-	1	1	-	-	-	9
JAM	1	-	-	-	-	-	-	-	8
URS	-	1	-	-	-	-	-	-	7
SUI	-	-	1	-	-	-	-	-	6
HUN	-	-	-	1	-	-	-	-	5
NOR	-	-	-	1	-	-	-	-	5
ROU	-	-	-	1	-	-	-	-	5
BOT	-	-	-	-	1	-	-	-	4
FRA	-	-	-	-	1	-	-	-	4
IRL	-	-	-	-	1	-	-	-	4
YUG	-	-	-	-	-	1	-	-	3
ZIM	-	-	-	-	-	1	-	-	3
SEN	-	-	-	-	-	-	1	-	2
Totals	16	16	16	16	16	13	1	1	522

O'Sullivan, who had just lowered the world record to 3:35.6, was untroubled by the pace of 58.32 at 400m and 1:56.75 at 800m set by Maree. The Irishman followed the American until the bell, where he ran away to victory with a final lap in 26.83. The gallant Maree was caught by Fühlbrügge and lost the bronze to Atkinson in his last stride.

First round (First 2 & 4 fastest to final) (Mar 4)

Heat 1: 1, O'Sullivan 3:47.34; 2, Atkinson 3:47.62; 3, Mário Silva POR 3:47.92; 4, Abdelaziz Sahere MAR 3:48.14; 5, Vladimir Kolpakov URS 3:48.33; 6, Mbiganyi Thee BOT 3:48.85; 7, Doug Consiglio CAN 3:50.50; 8, Nikolaos Tsiakoulas GRE 3:52.05

Heat 2: 1, Afanasyev 3:42.83; 2, Pancorbo 3:42.84; 3, Kunčický 3:43.19; 4, Agberto Guimarães BRA 3:44.86; 5, László Tóth HUN 3:44.99; 6, Seyed Hamid Sadjadi IRI 3:48.32

Heat 3: 1, Fühlbrügge 3:42.26; 2, Rüter 3:42.65; 3, Phélippeau 3:42.79; 4, Maree 3:42.84; 5, Woldemariam 3:43.35; 6, Adelino Hildago ESP 3:43.95; 7, Robert Báni HUN 3:43.99; 8, David Reid CAN 3:45.87

Seville 1991**Final (Mar 9)**

1,	Noureddine Morceli	ALG	3:41.57
2,	Fernín Cacho	ESP	3:42.68
3,	Mário Silva	POR	3:43.85
4,	Marcus O'Sullivan	IRL	3:44.79
5,	Han Kulker	NED	3:45.93
6,	Jeff Atkinson	USA	3:46.25
7,	Michael Busch	GER	3:46.72
8,	Abdelaziz Sahere	MAR	3:47.04
9,	Terrance Herrington	USA	3:47.19; 10, Sergey Melnikov URS 3:49.78

Morceli was overwhelming favourite, having set a world record of 3:34.16 on the same track 10 days earlier. Cacho tried to turn things to his advantage by setting a very slow pace, 33.64 for the first 200m, but Morceli took over before the 400m point and had strung out the field at 800m (2:06.54). The Algerian brushed aside challenges from Atkinson and Cacho in the last 500m before going on to win.

Defending champion O'Sullivan finished strongly but just fell short of the medals this time.

First round (First 3 & 4 fastest to final) (Mar 8)

Heat 1: 1, Morceli 3:44.06; 2, Atkinson 3:44.83; 3, Melnikov 3:44.91; 4, O'Sullivan 3:45.29; 5, Victor Rojas ESP 3:45.43; 6, Rachid el Basir MAR 3:45.83; 7, Rob Van Helden NED 3:46.33; 8, David Kibet KEN 3:47.33; 9, Alemayehu Roba ETH 3:48.83; Miroslav Chochock BUL DNS

Heat 2: 1, Silva 3:43.70; 2, Cacho 3:43.73; 3, Sahere 3:43.99; 4, Kulker 3:44.04; 5, Busch 3:44.57; 6, Herrington 3:44.86; 7, José Moreira POR 3:47.57; 8, Davide Tirelli ITA 3:47.63; Jacinto Navarrete COL DNS

Toronto 1993**Final (Mar 13)**

1,	Marcus O'Sullivan	IRL	3:45.00
2,	David Strang	GBR	3:45.30
3,	Branko Zorko	CRO	3:45.39
4,	Steve Holman	USA	3:45.59
5,	Mickaël Damian	FRA	3:45.59
6,	Bill Burke	USA	3:46.18
7,	Mário Silva	POR	3:46.61
8,	Marc Corstjens	BEL	3:46.69
9,	Rachid El Basir	MAR	3:46.81; 10, Robin van Helden NED 3:50.00

The slow early pace was the work of Damian (400m: 63.59, 800m: 2:06.22) and Burke (1000m: 2:36.16). The field played into the hands of fast-finishing O'Sullivan, who went ahead in the last 300m and took his third title with a last lap of 26.14.

"I thought three would be too much to ask," said O'Sullivan of his third world indoor gold. "It was like playing poker out there and I guess you could say I ended with a royal flush as it was slow and tactical."

First round (First 3 & 4 fastest to final) (Mar 12)

Heat 1: 1, O'Sullivan 3:42.31; 2, Damian 3:42.46; 3, van Helden 3:42.62; 4, Corstjens 3:42.63; 5, Burke 3:42.68; 6, Silva 3:43.59; 7, Mohamed Taki MAR 3:44.45; 8, Milan Drahoňovský CZE 3:46.21; 9, Siphio Dlamini SWZ 3:52.44

Heat 2: 1, Strang 3:41.88; 2, Holman 3:41.96; 3, Zorko 3:42.37; 4, El Basir 3:42.99; 5, Edgar de Oliveira BRA 3:44.32; 6, Spyros Christopoulos GRE 3:44.46; 7, Kevin

Sullivan CAN 3:44.52; 8, Amos Rota ITA 3:47.13; 9, Vénuste Niyongabo BDI 3:48.92; 10, Atoi Boru KEN 3:54.99

Barcelona 1995**Final (Mar 11)**

1,	Hicham El Guerrouj	MAR	3:44.54
2,	Mateo Cañellas	ESP	3:44.85
3,	Erik Nedeau	USA	3:44.91
4,	Niall Bruton	IRL	3:45.05
5,	Vyacheslav Shabunin	RUS	3:45.40
6,	Fermin Cacho	ESP	3:45.46
7,	Rüdiger Stenzel	GER	3:45.64
8,	Dominique Löser	GER	3:46.09
9,	José Valente	BRA	3:46.71; 10, Marcus O'Sullivan IRL 3:47.02; 11, Anthony Whiteman GBR 3:47.50; 12, Simon Vroemen NED 3:48.39

The big favourite was Olympic Champion Fermin Cacho, and the race looked to be going his way after a slow 65.9 first 400m. On the third lap, El Guerrouj went to the front and speeded up to pass 800m in 2:06.4. The young Moroccan gradually raised the pace with laps of 29.3 and 28.0. Cacho was at El Guerrouj's shoulder at the bell, but surprisingly faded on the final circuit, which the Moroccan covered in 27.3 to win. Consolation for Spain came when Cañellas took the silver.

First round (First 4 & 4 fastest to final) (Mar 10)

Heat 1: 1, El Guerrouj 3:42.72; 2, Bruton 3:43.00; 3, Loser 3:43.05; 4, Cañellas 3:43.13; 5, Shabunin 3:43.17; 6, Whiteman 3:44.24; 7, Vroemen 3:45.20; 8, Valente 3:46.18; 9, Jason Pyrah USA 3:48.28; 10, Massimo Pegoretti ITA 3:51.17; João N'Tyamba ANG DNS

Heat 2: 1, Stenzel 3:42.38; 2, Cacho 3:45.05; 3, O'Sullivan 3:45.27; 4, Nedeau 3:46.05; 5, Rashid El Basir MAR 3:47.03; 6, Brian Treacy GBR 3:47.18; 7, Patrik Johansson SWE 3:49.81; 8, Ali Hakimi TUN 3:50.96; 9, Francis Munthali MAW 3:58.23; Mahdi Abdulla Eldin SUD DQ; Andrea Giocondi ITA DNF

Paris 1997**Final (Mar 8)**

1,	Hicham El Guerrouj	MAR	3:35.31
2,	Rüdiger Stenzel	GER	3:37.24
3,	William Tanui	KEN	3:37.48
4,	Branko Zorko	CRO	3:39.25
5,	Andrés Díaz	ESP	3:39.73
6,	Ali Hakimi	TUN	3:39.91
7,	Jason Pyrah	USA	3:41.64
8,	Niall Bruton	IRL	3:42.65
9,	Christophe Impens	BEL	3:42.89; 10, Vyacheslav Shabunin RUS 3:44.85; 11, Graham Hood CAN 3:45.03; 12, Kader Chékéméni FRA 3:49.47

El Guerrouj had set a stunning world record of 3:31.18 earlier in the winter and comfortably retained his title. He went to the front after three laps and gradually pulled clear with successively faster laps, the last of which took 28.15. Stenzel outkicked Tanui for the silver.

First round (First 3 and 3 fastest to final) (Mar 7)

Heat 1: 1, El Guerrouj 3:40.18; 2, Bruton 3:40.77; 3, Pyrah 3:41.11; 4, Luis Feiteira POR 3:41.46; 5, Balázs Tölgyesi HUN 3:41.94; 6, Ian Campbell GBR 3:42.30; 7, Giuseppe D'Urso ITA 3:46.06

Heat 2: 1, Tanui 3:41.32; 2, Díaz 3:41.34; 3, Impens 3:41.97; 4, Azzeddine Seddiki MAR 3:42.52; 5, Nadi Bosch FRA 3:43.10; 6, Dominique Löser GER 3:48.01; 7, Edgar de Oliveira BRA 3:51.41; 8, Andrea Abelli ITA 3:57.65

Heat 3: 1, Stenzel 3:39.36; 2, Hakimi 3:39.49; 3, Chékéméni 3:39.52; 4, Zorko 3:39.61; 5, Hood 3:40.07; 6, Shabunin 3:40.13; 7, Stephen Agar DMA 3:45.33; 8, Gilbert Mvuyikuri BDI 3:51.78

Maebashi 1999**Final (Mar 7)**

1,	Haile Gebrselassie	ETH	3:33.77
2,	Laban Rotich	KEN	3:33.98
3,	Andrés Díaz	ESP	3:34.46
4,	William Tanui	KEN	3:34.77
5,	Rui Silva	POR	3:34.99
6,	Ali Hakimi	TUN	3:37.88
7,	Adil Kaouch	MAR	3:38.48

8, **Richie Boulet** USA 3:39.93
9, Eddie King GBR 3:46.59

Tanui made this race fast. He towed the field through 400m in 56.71 and 800m in 1:54.20. Gebrselassie and Rotich followed. With two laps to go, Rotich shot ahead (1200m: 2:52.58). Gebrselassie again settled in behind the Kenyan leader, but Rotich was sprinting hard and it looked as if the Ethiopian might have to settle for silver.

As the two leaders turned into the finishing straight for the final time, Gebrselassie swung wide to make his final effort. He slowly closed and caught Rotich six metres from the finish. The Ethiopian's last lap took 27.0 and last 100m 13.4. "He is from another galaxy," said bronze medallist Diaz.

First round (First 3 & 3 fastest to final) (Mar 6)

Heat 1: 1, Hakimi 3:42.46; 2, Kaouch 3:42.53; 3, Tanui 3:42.54; 4, Diaz 3:42.58; 5, Dirk Heinze 3:42.80; 6, Hamish Christensen NZL 3:42.80; 7, David Krummenacker USA 3:44.29; 8, Sheldon Monderoy TTO 3:47.36; Ali Saïdi-Sief ALG DNS

Heat 2: 1, Gebrselassie 3:41.22; 2, Silva 3:41.30; 3, Rotich 3:41.32; 4, King 3:41.92; 5, Boulet 3:42.53; 6, Andrey Zadorozhnyi RUS 3:43.04; 7, José Antonio Redolat ESP 3:45.52; 8, Kiyoharu Sato JPN 3:49.26; 9, Alexis Sharangabo RWA 3:49.81; 10, Chipako Chungu ZAM 3:53.46; Sampa Dendup BHU DNF

Lisbon 2001

Final (Mar 10)

1,	Rui Silva	POR	3:51.06
2,	Reyes Estévez	ESP	3:51.25
3,	Noah Ngeny	KEN	3:51.63
4,	Laban Rotich	KEN	3:51.71
5,	Adil Kaouch	MAR	3:51.91
6,	Seneca Lassiter	USA	3:52.39
7,	Haylu Mekonnen	ETH	3:52.72
8,	Julius Achon	UGA	3:53.03

9, Juan Carlos Higuero ESP 3:56.71

This event was probably the high point of the Lisbon championships, for it not only provided a home winner but also a terrific finish. The early pace was even slower than the women's heats earlier in the day, and was actually booed by the crowd. The first 400m took 70.66, but then Olympic Champion Noah Ngeny stretched out the field. Estévez and Silva latched on to the Kenyan, then Estévez suddenly bolted ahead before the bell. Ngeny was dropped, but to the delight of the crowd, Silva stayed near. The Portuguese swung wide and edged past Estévez in the straight for a wildly-acclaimed victory. His final lap had been covered in 25.7 compared with 26.10 for Estévez.

First round (First 2 & 3 fastest to final) (Mar 9)

Heat 1: 1, Estévez 3:37.93; 2, Ngeny 3:38.22; 3, Mekonnen 3:38.41; 4, Achon 3:39.14; 5, Jason Lunn USA 3:40.42; 6, Luis Feiteira POR 3:40.68; 7, Peter Philipp SUI 3:40.93; 8, Hudson de Souza BRA 3:43.14

Heat 2: 1, Rotich 3:47.00; 2, Lassiter 3:47.06; 3, Kevin Sullivan CAN 3:47.19; 4, Daniel Zegaye ETH 3:47.94; 5, Kamel Boulaifane ALG 3:48.59; 6, Alexis Abraham FRA 3:49.21; 7, Youssef Baba MAR 3:49.46; 8, Jurgen Vandewiele BEL 3:53.42; 9, Uddin Saad Jalal PAK 4:03.43; 10, Youssouf Diallo MLI 4:06.70

Heat 3: 1, Silva 3:37.79; 2, Kaouch 3:37.90; 3, Higuero 3:39.21; 4, Vyacheslav Shabunin RUS 3:39.40; 5, Branko Zorko CRO 3:39.55; 6, Marko Koers NED 3:43.17; 7, Darko Radomirović YUG 3:46.36; 8, Clyde Colenso RSA 3:48.07; 9, Fortunato Yaccob ERI 3:56.31; 10, Ismail Ahmed Ismail SUD 4:02.79

Birmingham 2003

Final (Mar 15)

1,	Driss Maazouzi	FRA	3:42.59
2,	Bernard Lagat	KEN	3:42.62
3,	Abdelkader Hachlaf	MAR	3:42.71
4,	Cornelius Chirchir	KEN	3:43.03
5,	Ivan Heshko	UKR	3:44.56
6,	James Nolan	IRL	3:44.67
7,	Andrey Zadorozhnyi	RUS	3:44.80
8,	Juan Carlos Higuero	ESP	3:44.81

9, Roberto Parra ESP 3:47.44

The start was slow with Zadorozhnyi leading at 400m in 64.12 and 800m in 2:06.50. Lagat then Chirchir injected some pace, with

Maazouzi shadowing each Kenyan before slipping ahead at the bell. Pursued by the Kenyan pair, Maazouzi held on throughout the last lap, though Lagat closed up in the straight and Hachlaf finished faster than anyone to snatch the bronze from Chirchir. At 33 years 151 days, the winner became the oldest ever individual male world indoor champion. He ran the last lap in 27.30. Silva, a memorable champion two years earlier, went out in the heats after easing up at the finish.

First Round (First 2 & 3 fastest to final) (Mar 14)

Heat 1: 1, Maazouzi 3:48.39; 2, Hachlaf 3:48.39; 3, Rui Silva POR 3:48.41; 4, Michal Sneberger CZE 3:48.65; 5, Michael Stember USA 3:48.71; 6, Michael East GBR 3:49.31; 7, Zbigniew Graczyk POL 3:49.39; 8, Graham Hood CAN 3:50.86

Heat 2: 1, Lagat 3:39.97; 2, Parra 3:40.40; 3, Heshko 3:40.61; 4, Zadorozhnyi 3:40.80; 5, Nolan 3:40.85; 6, Miroslaw Formela POL 3:40.89; 7, James Thie GBR 3:41.18; 8, Salvatore Vincenti ITA 3:45.93; 9, Luis Feiteira POR 3:46.99

Heat 3: 1, Chirchir 3:41.08; 2, Higuero 3:41.37; 3, Julius Achon UGA 3:41.85; 4, Anis Selmouni MAR 3:41.99; 5, Tarek Boukensia ALG 3:42.88; 6, Jason Lunn USA 3:43.31; 7, Christian Obrist ITA 3:43.97; 8, Philippe Bandi SUI 3:44.37; 9, Abdillahi Bouh Moumin DJI 4:15.61

Budapest 2004

Final (Mar 7)

1,	Paul Korir	KEN	3:52.31
2,	Ivan Heshko	UKR	3:52.34
3,	Laban Rotich	KEN	3:52.93
4,	James Thie	GBR	3:53.36
5,	Miroslaw Formela	POL	3:53.70
6,	José Antonio Redolat	ESP	3:56.55
7,	Youssef Baba	MAR	3:57.79

Michael East GBR DQ (r163.2) (3:52.88); (4) Abdelkader Hachlaf MAR DQ (r40.9) 3:53.22

For 800m the pace was slower than the Budapest women's 1500m final, with Korir reaching 800m in only 2:15.52. The Kenyan, who reached the final as a fastest loser, then stepped up the pace with a 58.22 third 400m, followed by a 13.05 100m section to the bell. Tracked by Heshko and East, Korir then covered the first half of the last lap in a scorching 12.64. The event had developed into a 300m race and though Heshko closed in he couldn't quite get in front by the bell. Korir's last lap was covered in 25.52. East held third place in sight of the finish but as Rotich challenged the Briton drifted out from lane 1 to lane 5. Was he deliberately trying to block the Kenyan? The judges decided yes and East was disqualified.

First round (First 3 & 3 fastest to final) (Mar 6)

Heat 1: 1, Rotich 3:41.66; 2, East 3:41.86; 3, Michal Sneberger CZE 3:42.11; 4, Juan Carlos Higuero ESP 3:42.25; 5, Marko Koers NED 3:42.53; 6, Hudson de Souza BRA 3:43.24; 7, Antonio Travassos POR 3:46.19; 8, James Nolan IRL 3:47.27; 9, Monder Rizki BEL 3:49.88; 10, Charlie Gruber USA 3:50.29; 11, Ricardo Etheridge PUR 3:57.07; (2) Hachlaf DQ (r40.9) (3:41.75)

Heat 2: 1, Heshko 3:39.93; 2, Thie 3:40.68; 3, Redolat 3:40.70; 4, Korir 3:40.75; 5, Formela 3:41.22; 6, Baba 3:41.25; 7, Rob Myers USA 3:43.73; 8, João Pires POR 3:45.48; 9, Tim Clerbout BEL 3:45.81; 10, Dmitriy Onufriyenko RUS 3:47.97; 11, Jean-Marc Léandro GAB 3:56.15

Moscow 2006

Final (Mar 11)

1,	Ivan Heshko	UKR	3:42.08
2,	Daniel Kipchirchir Komen	KEN	3:42.55
3,	Elkanah Angwenyi	KEN	3:42.98
4,	Hali Akkas	TUR	3:43.61
5,	Sergio Gallardo	ESP	3:43.77
6,	James Nolan	IRL	3:43.98
7,	Chris Lukezic	USA	3:45.09
8,	Yassine Bensghir	MAR	3:47.20

9, Youssef Baba MAR 3:49.25

With two clockings in the 3:34 region, Komen was the only man present to have run quicker than 3:38 in the 2006 season. After controlling the fastest heat from the front, Komen again led the final from the gun, though at a pace which did little damage to his opponents. He passed 400m in 64.48 and 800m in 2:06.69. The Kenyan then kicked in 200m laps of 27.85 and 27.56. These weren't enough to drop Heshko, who sped past on the last backstraight to go one better than in 2004.

First round (First 2 & 3 fastest to final) (Mar 10)

Heat 1: 1, Kipchirchir Komen 3:39.64; 2, Gallardo 3:40.04; 3, Baba 3:40.31; 4, Lukezic 3:40.97; 5, David Freeman PUR 3:45.36; 6, Colin McCourt GBR 3:45.77; 7, Björn Margeirsson ISL 3:49.22
Heat 2: 1, Heshko 3:41.49; 2, Angwenyi 3:41.63; 3, Akkas 3:41.77; 4, Dahame Najem Bashair QAT 3:41.87; 5, Neil Speaight GBR 3:41.99; 6, Driss Maazouzi FRA 3:42.93; 7, Jordan Chipangama ZAM 3:46.01; 8, Christian Neunhauserer ITA 3:47.90
Heat 3: 1, Nolan 3:44.67; 2, Benschir 3:44.69; 3, Mounir Yemmouni FRA 3:45.26; 4, Jason Lunn USA 3:46.46; 5, Aleksandr Krivchonkov RUS 3:48.28; 6, Arturo Casado ESP 3:48.87; 7, Sergey Pakura KGZ 3:50.86; 8, Ajmal Amirov TJK 3:51.75

Valencia 2008

Final (Mar 8)

1,	Deresse Mekonnen	ETH	3:38.23
2,	Daniel Kipchirchir Komen	KEN	3:38.54
3,	Juan Carlos Higuero	ESP	3:38.82
4,	Arturo Casado	ESP	3:38.88
5,	Rashid Ramzi	BRN	3:40.26
6,	Mekonnen Gebremedhin	ETH	3:40.42
7,	Suleiman Simotwo	KEN	3:41.04
8,	Youssef Baba	MAR	3:44.50

Nick Willis NZL DQ (r163.3) (3:39.1est)

Komen was the fastest entrant (3:34.80) and he duly led for the first lap of the final in a quick 27.88. The pace slowed over the next three laps as the lead changed from Mekonnen (57.72) to Baba (1:59.10). Mekonnen then increased the pace after taking the lead at 1000m (2:29.34). Komen surged to challenge, but the Ethiopian kept everyone at bay with a closing 400m in 54.6, which featured a final lap of 26.30. Komen took the silver ahead of Higuero, who just edged his teammate Casado for the bronze.

Mekonnen and fifth-placer Willis (3:39.1) were initially disqualified for stepping on the infield as the field bunched. It was therefore announced to much acclaim that both Spaniards had won medals, but before everyone went home that night, Mekonnen was reinstated on appeal. Willis was not.

First round (First 2 & 3 fastest to final) (Mar 7)

Heat 1: 1, Mekonnen 3:39.74; 2, Willis 3:40.66; 3, Carsten Schlangen GER 3:41.54; 4, Michael East GBR 3:41.68; 5, Belal Mansour Ali BRN 3:41.91; 6, James Nolan IRL 3:42.12; 7, Christian Obrist ITA 3:45.46; 8, Guillaume Eraud FRA 3:46.11; 9, David Freeman PUR 3:51.35; 10, Sergey Pakura KGZ 3:57.28
Heat 2: 1, Komen 3:39.07; 2, Higuero 3:39.46; 3, Baba 3:39.89; 4, Rob Myers USA 3:41.73; 5, Christoph Lohse GER 3:42.25; 6, Sergey Ivanov RUS 3:43.88; 7, Ali Abubaker Kamal QAT 3:45.95; 8, Mircea Bogdan ROU 3:55.32; 9, Maung Chet MYA 4:04.65; Kamal Boulahtane ALG & James McIlroy GBR DNS
Heat 3: 1, Gebremedhin 3:37.16; 2, Simotwo 3:37.23; 3, Ramzi 3:37.31; 4, Casado 3:40.99; 5, Abdelkader Hachlaf MAR 3:42.26; 6, Thamer Kamal Ali QAT 3:44.17; 7, Russell Brown USA 3:47.19; 8, Mounir Yemmouni FRA 3:48.26; 9, Pablo Solares MEX 3:48.78; 10, Ajmal Amirov TJK 3:57.47; 11, Kemal Koyuncu TUR 3:57.70

Doha 2010

Final (Mar 13)

1,	Deresse Mekonnen	ETH	3:41.86
2,	Abdalaati Igider	MAR	3:41.96
3,	Haron Keitany	KEN	3:42.32
4,	Mekonnen Gebremedhin	ETH	3:42.42
5,	Amine Laâlou	MAR	3:42.42
6,	Juan van Deventer	RSA	3:43.77
7,	Garrett Heath	USA	3:43.81
8,	Mahiedine Mekhissi-Benabbad	FRA	3:45.22
9,	Diego Ruiz	ESP	3:52.45

The final started slowly with a 31.75 opening lap by Heath, then he was replaced by Igider who didn't raise the pace (63.98 at 400m). At 500m Keitany swept through from last to first. The pack strung out but the laps were still slower than 30 seconds until defending champion Mekonnen struck with a 28.40 circuit to 1000m. After another 100m, Igider nipped ahead again, only for the Ethiopian to return to the front at 1200m. A further 100m later, at the bell, the lead changed yet again as Igider made another effort with Laâlou in tow.

Laâlou surged down the last backstraight and at 1400m having run the last 100m in close to 13 seconds, so there was a third different leader, making a bid to win, in the space of a lap and a half. Mekonnen stuck to the Moroccans, but Laâlou led into the straight. Having looked so impressive up to that point, the Moroccan then crumbled as first Mekonnen passed on his outside then Igider on the inside. The Ethiopian retained his title while a resurrected Keitany came from behind to deprive the fading Laâlou of the bronze. The last lap was covered in 26.74.

First round (First 2 & 3 fastest to final) (Mar 12)

Heat 1: 1, Laâlou 3:39.96; 2, van Deventer 3:40.07; 3, Gideon Gathimba KEN 3:40.08; 4, Abdelkader Bakhtache FRA 3:40.49; 5, Álvaro Rodriguez ESP 3:40.96; 6, Bruno Albuquerque POR 3:44.32; 7, Christian Klein GER 3:46.14; 8, Ali Abubaker Kamal QAT 3:46.51
Heat 2: 1, Mekonnen 3:39.66; 2, Ruiz 3:40.00; 3, Keitany 3:40.04; 4, Will Leer USA 3:42.16; 5, Tim Bayley GBR 3:42.57; 6, Peter van der Westhuizen RSA 3:45.76; 7, Kamal Ali Thamer QAT 3:49.64; 8, Alex Ngouari-Mouissi CGO 4:02.55; 9, Ajmal Amirov TJK 4:03.75
Heat 3: 1, Igider 3:37.14; 2, Gebremedhin 3:38.90; 3, Heath 3:39.25; 4, Mekhissi-Benabbad 3:39.63; 5, Adrian Blincoe NZL 3:40.50; 6, Goran Nava SRB 3:42.79; 7, Christian Obrist ITA 3:46.33; Belal Mansour Ali BRN DNS

Istanbul 2012

Final (Mar 10)

1,	Abdalaati Igider	MAR	3:45.21
2,	Ilham Tanui Özbilen	TUR	3:45.35
3,	Mekonnen Gebremedhin	ETH	3:45.90
4,	Aman Wote	ETH	3:47.02
5,	Ayanleh Souleiman	DJI	3:47.35
6,	Silas Kiplagat	KEN	3:47.42
7,	Matthew Centrowitz	USA	3:47.42
8,	Francisco Javier Abad	ESP	3:48.14
9,	Amine Laâlou	MAR	3:49.14

As with the 2012 800m, the final was the slowest in the history of the championships, but the involvement of Turkey's Özbilen gave the event a powerful resonance. The Kenyan, previously known as William Biwott, became a Turkish citizen in June 2011 and was not due to be eligible to compete for Turkey until June 2013. Then on February 27, 2012 the IAAF Council agreed to end his waiting period, enabling his entry for Istanbul.

Igider led to 1000m (2:39.20) in the final, and then Özbilen took over, covering the next 200m in 26.45. Only Gebremedhin and Igider could keep up. Igider moved into second on the last lap and went past Özbilen with 15m remaining, despite Özbilen's efforts to force his opponent into an outer lane. "The race was quite easy for me," said the Moroccan.

First round (First 3 & 3 fastest to final) (Mar 9)

Heat 1: 1, Özbilen 3:41.93; 2, Wote 3:42.24; 3, Laâlou 3:42.36; 4, Bethwell Birgen KEN 3:42.72; 5, Galen Rupp USA 3:43.39; 6, David Bustos ESP 3:43.66; 7, Gregory Bagnert FRA 3:44.20; 8, Oleksandr Borysyuk UKR 3:44.28; 9, Lewis Moses GBR 3:45.04; 10, Mohamed Al-Garni QAT 3:47.63; 11, Ciarán Ó Lionáird IRL 3:50.12; 12, Abdalati Cheikh MTN 4:47.24
Heat 2: 1, Igider 3:38.41; 2, Gebremedhin 3:39.16; 3, Souleiman 3:39.51; 4, Centrowitz 3:39.54; 5, Kiplagat 3:39.59; 6, Abad 3:40.55; 7, Yegor Nikolayev RUS 3:43.33; 8, Kemal Koyuncu TUR 3:45.33; 9, Ryan Foster AUS 3:46.26; 10, James Brewer GBR 3:47.58; (8), Mohamed Othman Shatween KSA DQ (r40.9) (3:45.12)

Sopot 2014

Final (Mar 8)

1,	Ayanleh Souleiman	DJI	3:37.52
2,	Aman Wote	ETH	3:38.08
3,	Abdalaati Igider	MAR	3:38.21
4,	Ilham Tanui Özbilen	TUR	3:39.10
5,	Jakub Holuša	CZE	3:39.23
6,	Will Leer	USA	3:39.60
7,	Homiyu Tesfaye	GER	3:39.90
8,	Bethwell Birgen	KEN	3:40.66

Nick Willis NZL DQ (r163.3b) (3:38.47)

At the 2013 World Championships outdoors, it was a major surprise that Souleiman and Wote failed to make the 1500m final. Atonement came in Sopot with gold and silver for the African pair. Souleiman led from around 80m and would not give up the kerb despite sharp challenges on the outside from Birgen and Wote. He completed the last lap in 26.26 to win his country's first world indoor medal and Djibouti's first IAAF world title. Wote just held off defending champion Igider for the silver. Less happy was Willis, who for a second World Indoor final was disqualified for stepping inside the track on a bend.

The Ergo Arena was bisected by the border between two of Poland's Tri-Cities, and it was noted that this race actually began on the backstraight in Sopot but finished in Gdskań!

First round (First 2 & 3 fastest to final) (Mar 7)

Heat 1: 1, Tesfaye 3:47.07; 2, Holuša 3:47.20; 3, Mekonnen Gebremedhin ETH 3:47.22; 4, Lopez Lomong USA 3:48.06; 5, Lee Emanuel GBR 3:48.09; 6, Omar Mohamed Abdi SOM 3:56.52; Ioan Zaizan ROU DQ (r163.2) (3:50.30)

Heat 2: 1, Souleiman 3:38.94; 2, Willis 3:39.14; 3, Silas Kiplagat KEN 3:39.70; 4, Chris O'Hare GBR 3:40.06; 5, Andreas Vojta AUT 3:42.10; 6, Nate Brannen CAN 3:42.51; 7, Milja Krevs SLO 3:43.22; 8, Wesam Al-Massri PLE 3:53.84

Heat 3: 1, Wote 3:36.75; 2, Igider 3:37.83; 3, Leer 3:38.02; 4, Birgen 3:38.56; 5, Ozbilen 3:39.31; 6, David McCarthy IRL 3:39.46; 7, Adel Mechaal ESP 3:41.27; 8, Aitor Gomez GIB 4:07.34

1500 METRES

Multiple Medalists:

3	Marcus O'Sullivan	IRL	87-1, 89-1, 93-1
	Abdelaati Igider	MAR	10-2, 12-1, 14-3
2	Hicham El Guerrouj	MAR	95-1, 97-1
	Laban Rotich	KEN	99-2, 04-3
	Ivan Heshko	UKR	04-2, 06-1
	Daniel Kipchirchir Komen	KEN	06-2, 08-2
	Deresse Mekonnen	ETH	08-1, 10-1

Most Finals / Appearances:

5	O'Sullivan	87-1, 89-1, 91-4, 93-1, 95-10
---	------------	-------------------------------

National Placings:

	1	2	3	4	5	6	7	8	Points
KEN	1	4	6	3	-	1	1	1	93
ESP	-	5	2	1	2	2	-	4	70
MAR	3	1	2	-	2	-	2	3	58
ETH	3	1	1	2	-	1	1	-	52
USA	-	-	2	3	-	4	4	1	48
IRL	3	-	-	2	-	2	-	1	41
GER	-	2	-	-	-	-	4	1	23
POR	1	-	1	-	1	-	1	-	20
UKR	1	1	-	-	1	-	-	-	19
FRA	1	-	-	-	2	-	1	1	19
TUR	-	1	-	2	-	-	-	-	17
AUS	1	-	-	-	1	-	-	-	12
DJI	1	-	-	-	1	-	-	-	12
GBR	-	1	-	1	-	-	-	-	12
CRO	-	-	1	1	-	-	-	-	11
NED	-	-	1	-	1	-	-	-	10
POL	-	-	-	1	1	-	-	-	9
ALG	1	-	-	-	-	-	-	-	8
ITA	-	-	-	-	1	1	-	1	8
RUS	-	-	-	-	1	-	1	-	6
TUN	-	-	-	-	-	2	-	-	6
BRN	-	-	-	-	1	-	-	-	4
CZE	-	-	-	-	1	-	-	-	4
CAN	-	-	-	-	-	1	-	-	3
RSA	-	-	-	-	-	1	-	-	3
TCH	-	-	-	-	-	1	-	-	3
URS	-	-	-	-	-	-	1	-	2
BEL	-	-	-	-	-	-	-	1	1
UGA	-	-	-	-	-	-	-	1	1
Totals	16	16	16	16	16	16	16	15	575

- 7, Christoph Herle FRG 7:59.52
- 8, Joseph Mahmoud FRA 8:02.90
- 9, Stefano Mei ITA 8:03.01; 10, Pierre Déléze SUI 8:10.51; Bob Verbeeck BEL DNF

Having done his share of the pacemaking, a 27.33 last lap by Campos brought him victory in a close finish. Less than 10m covered the first six. Bronze medallist Uzivil only made it into the final as the slowest of the fastest losers.

First round (First 4 & 3 fastest to final) (Jan 18)

Heat 1: 1, Campos 7:59.07; 2, Mei 8:00.18; 3, Clary 8:00.21; 4, Mahmoud 8:00.76; 5, Bruno Lafranchi SUI 8:01.27; 6, Peter Renner NZL 8:06.38; 7, Isaac Lubango TAN 8:12.71; 8, Julian Giraldo COL 8:22.42; 9, Yehezkel Khalifa ISR 8:24.34; 10, Vinko Pokrajčić YUG 8:36.04

Heat 2: 1, Herle 7:54.54; 2, Lewis 7:54.55; 3, González 7:54.73; 4, Leitão 7:54.82; 5, Déléze 7:55.22; 6, Verbeeck 7:55.94; 7, Uzivil 7:57.78; 8, Tony Rodgers NZL 7:58.09; 9, Emilio Ulloa CHI 8:19.96; 10, Mohammed Bekheet PLE 8:23.63

Indianapolis 1987

Final (Mar 8)

- 1, Frank O'Mara IRL 8:03.32
- 2, Paul Donovan IRL 8:03.89
- 3, Terry Brahm USA 8:03.92
- 4, Mark Rowland GBR 8:04.27
- 5, Doug Padilla USA 8:05.55
- 6, Julius Kariuki KEN 8:06.77
- 7, Pascal Thiébaud FRA 8:08.82
- 8, Mogens Guldberg DEN 8:10.25
- 9, Jacinto Navarrete COL 8:11.89; 10, Uwe Mönkemeyer FRG 8:12.41

The Irish pair of Donovan and O'Mara, each impressive heat winners, shared a very slow early pace (2:55.43 at 1000m) for the first six laps of the final. The Briton stayed in front until two laps from home when overtaken by Padilla and O'Mara.

Padilla led at the bell, at which point O'Mara challenged. The Irishman got in front on the backstraight and sped away to win. Donovan made up three places in the last 100m to ensure that Ireland won both the gold and silver medals.

First round (First 3 & 4 fastest to final) (Mar 6)

Heat 1: 1, Donovan 7:58.05; 2, Brahm 7:58.17; 3, Rowland 7:58.47; 4, Dietmar Millonig AUT 7:58.74; 5, Bruno Levant FRA 7:59.47; 6, Raf Wijns BEL 8:01.08; 7, Carey Nelson CAN 8:11.72; 8, Wilson Waigwa KEN 8:17.23; Alessandro Lambruschini ITA DNF

Heat 2: 1, O'Mara 7:54.07; 2, Padilla 7:54.58; 3, Thiébaud 7:54.79; 4, Kariuki 7:54.83; 5, Navarrete 7:55.37; 6, Mönkemeyer 7:55.39; 7, Guldberg 7:56.02; 8, Mauricio González MEX 7:56.99; 9, Billy Dee GBR 8:08.98

Budapest 1989

Final (Mar 5)

- 1, Saïd Aouita MAR 7:47.94
- 2, José Luis González ESP 7:48.66
- 3, Dieter Baumann FRG 7:50.47
- 4, Doug Padilla USA 7:50.93
- 5, Frank O'Mara IRL 7:52.21
- 6, Branko Zorko YUG 7:52.26
- 7, José Luis Carreira ESP 7:53.22
- 8, Stefano Mei ITA 7:53.73
- 9, Brian Abshire USA 7:53.93; 10, Mikhail Dasko URS 7:54.80

Aouita, the world 5000m record holder, won easily in his only indoor championship. After a slow first two kilometres (5:24.02), defending champion O'Mara stepped up the pace. The Irishman stayed in front until the final 400m, but could not respond to Aouita's final two laps of 26.85 and 26.92. The Moroccan had run the two halves of the race in 4:02.5 and 3:45.5.

First round (First 3 & 4 fastest to final) (Mar 4)

Heat 1: 1, Baumann 7:50.22; 2, Zorko 7:50.99; 3, Mei 7:51.48; 4, González 7:51.52; 5, Dasko 7:51.83; 6, Abshire 7:52.52; 7, Jacky Carlier FRA 7:53.16; 8,

3000 Metres Paris 1985

Final (Jan 19: Non-championship)

- 1, João Campos POR 7:57.63
- 2, Don Clary USA 7:57.78
- 3, Ivan Uzivil TCH 7:57.92
- 4, Antonio Leitão POR 7:58.14
- 5, David Lewis GBR 7:58.19
- 6, Francis Gonzalez FRA 7:58.78

Gerry O'Reilly IRL 7:53.32; 9, Mohammed Choumassi MAR 7:55.58; 10, Adauto Domingues BRA 7:56.76

Heat 2: 1, Acuita 7:51.72; 2, Carreira 7:51.98; 3, Padilla 7:52.00; 4, O'Mara 7:52.37; 5, Klaus-Peter Nabein FRG 7:53.15; 6, Peter Wirz SUI 7:53.70; 7, Rémy Geoffroy FRA 7:53.91; 8, Nikolaos Vouzis GRE 7:59.92; 9, Béla Vágó HUN 8:05.78

Seville 1991

Final (Mar 10)

1, Frank O'Mara	IRL	7:41.14
2, Hammou Boutayeb	MAR	7:43.64
3, Rob Denmark	GBR	7:43.90
4, Mogens Guldborg	DEN	7:44.76
5, John Scherer	USA	7:45.12
6, Pascal Thiébaud	FRA	7:47.51
7, José Luis González	ESP	7:48.44
8, Mattias Ntawulikura	RWA	7:48.92
9, Jacinto Navarrete COL	7:49.46; 10, Rob de Brouwer NED	7:51.69

One of the highest quality entries of the meeting set six national records in the heats. There were six more in the final thanks to the fast pace set by de Brouwer and Ntawulikura. The favourite, 33 year-old Hammou Boutayeb, took over in front and led from O'Mara – the 1987 champion – and González at 2000m (5:13.48).

Boutayeb's pace soon dropped everyone but O'Mara, who went to the front himself with two laps to go. After 50m of the final lap, O'Mara pulled clear so easily that he allowed himself to celebrate on the final bend. Yet his winning time was the fourth-quickest in history.

First round (First 3 & 4 fastest to final) (Mar 8)

Heat 1: 1, O'Mara 7:50.64; 2, González 7:50.69; 3, Thiébaud 7:50.90; 4, Navarrete 7:51.19; 5, Moses Kiptanui KEN 7:53.02; 6, Mahmoud Kalboussi TUN 7:53.75; 7, Paul Larkins GBR 7:56.20; 8, Yevgeniy Leontyev URS 7:56.68; 9, Stéphane Franke GER 7:58.82; 10, Ricardo Vera URU 8:06.81; 11, James Norris USA 8:08.34; Mohammed Issangar MAR DNF

Heat 2: 1, Boutayeb 7:48.62; 2, Denmark 7:48.92; 3, Scherer 7:49.05; 4, Guldborg 7:49.55; 5, De Brouwer 7:51.34; 6, Ntawulikura 7:51.37; 7, Anacleto Jiménez ESP 7:51.67; 8, Kai Jenkel SUI 8:03.96; 9, Nick O'Brien IRL 8:10.63; 10, Dioméde Cishahayo BDI 8:16.87; 11, Tadele Abebe ETH 8:22.81; Jacky Carlier FRA DNF

Toronto 1993

Final (Mar 14)

1, Gennaro Di Napoli	ITA	7:50.26
2, Eric Dubus	FRA	7:50.57
3, Enrique Molina	ESP	7:51.10
4, Bob Kennedy	USA	7:51.27
5, Mogens Guldborg	DEN	7:52.60
6, John Mayock	GBR	7:54.41
7, Brendan Matthias	CAN	7:55.57
8, Mirko Döring	GER	7:59.42
9, Joe Falcon USA	8:01.94; 10, Frank O'Mara IRL	8:12.71

After Kennedy did all the pacemaking, the race went to the European Champion Di Napoli, who finished with a 26.46 lap. Frank O'Mara's chequered record at these championships continued when he placed 10th and last in the final with sinus problems.

First round (First 2 & 4 fastest to final) (Mar 12)

Heat 1: 1, Mayock 7:54.13; 2, Kennedy 7:54.28; 3, Victor Rojas ESP 7:54.32; 4, Phillip Clode NZL 7:54.82; 5, Christophe Impens BEL 7:56.07; 6, Steven Agar DMA 7:56.44; 7, Yves Brenier FRA 8:00.65

Heat 2: 1, Di Napoli 7:50.69; 2, Matthias 7:50.90; 3, Dubus 7:51.22; 4, Guldborg 7:52.99; 5, Cándido Maia POR 7:54.11; 6, Claes Nyberg SWE 7:56.03; 7, Abdelaziz Sahere MAR 7:59.62; 8, Paul Donovan IRL 8:03.69

Heat 3: 1, O'Mara 7:51.12; 2, Falcon 7:51.42; 3, Molina 7:51.84; 4, Döring 7:52.56; 5, Ovidiu Olteanu ROU 7:53.17; 6, Peter O'Donoghue AUS 7:53.86; 7, Marc Olesen CAN 7:56.14; 8, Mike Chesire KEN 8:07.78

Barcelona 1995

Final (Mar 12)

1, Gennaro Di Napoli	ITA	7:50.89
2, Anacleto Jiménez	ESP	7:50.98
3, Brahim Jabbour	MAR	7:51.42

4, Mohamed Suleiman	QAT	7:51.73
5, John Mayock	GBR	7:51.86
6, Reuben Reina	USA	7:53.86
7, Shaun Creighton	AUS	7:54.46
8, Isaac Viciosa	ESP	8:01.00

9, Ovidiu Olteanu ROU 8:02.89; 10, Reda Benzine ALG 8:03.60; 11, Mohammed Belabbès ALG 8:05.73; Frank O'Mara IRL DNS

Vénuste Niyongabo would have been the big favourite, having easily beaten the world record holder Moses Kiptanui two weeks earlier in Birmingham. Unfortunately, the Burundian was mistakenly prevented from entering Spain. He became separated from his agent at the airport and, lacking the necessary papers, was flown back to his Italian base. When the authorities realised what had happened, Niyongabo was given the opportunity to return but declined.

Di Napoli defended his title from the front. He reached halfway in 4:01.7 then speeded up. Jiménez made a late challenge but the Italian, who frequently looked up at the video scoreboard, was always in control.

First round (First 4 & 4 fastest to semi-finals) (Mar 10)

Heat 1: 1, Di Napoli 7:56.47; 2, Olteanu 7:56.75; 3, Suleiman 7:56.78; 4, Jiménez 7:56.94; 5, Jabbour 7:57.32; 6, Reina 7:58.27; 7, Benzine 7:58.50; 8, Cándido Maia POR 8:00.79; 9, Ahmad Warsama QAT 8:03.06; 10, Mahmoud Kalboussi TUN 8:05.60; 11, Mirko Döring GER 8:05.98

Heat 2: 1, Creighton 7:57.35; 2, Mayock 7:57.91; 3, O'Mara 7:58.11; 4, Viciosa 7:58.11; 5, Belabbès 7:58.74; 6, Jacky Carlier FRA 7:59.42; 7, João N'Tyamba ANG 8:03.93; 8, Ronnie Harris USA 8:05.40; 9, Siphó Dlamini SWZ 8:09.99; 10, Marcelo Cascabelo ARG 8:14.97

Paris 1997

Final (Mar 9)

1, Haile Gebrselassie	ETH	7:34.71
2, Paul Bitok	KEN	7:38.84
3, Ismail Sghir	MAR	7:40.01
4, Gennaro Di Napoli	ITA	7:41.05
5, Moses Kiptanui	KEN	7:41.87
6, John Mayock	GBR	7:44.31
7, Fita Bayesa	ETH	7:49.47
8, El Hassane Lahssini	MAR	7:50.54

9, Anacleto Jiménez ESP 7:52.55; 10, Sergey Drygin RUS 7:56.38; 11, Said Chebilil FRA 7:58.57; 12, Massimo Pegoretti ITA 8:10.49

Gebrselassie allowed Lahssini to take the initial lead before moving to the front just before the first kilometre (2:33.94). By halfway the Ethiopian was comfortably clear, having clocked around 57.9 for the third 400m segment. It was a measure of Gebrselassie's dominance that Kiptanui, himself a former world record holder, quickly lost touch.

Gebrselassie's second kilometre took just 2:26.06; a new world record looked possible until it became clear that the uneven pace had taken its toll. The leader slowed somewhat in the final 600m, his last lap taking 32.20. His final time was the third-best ever.

First round (First 4 and 4 fastest to semi-finals) (Mar 7)

Heat 1: 1, Di Napoli 7:52.72; 2, Kiptanui 7:52.98; 3, Bayesa 7:53.24; 4, Lahssini 7:53.53; 5, Carlos Garcia ESP 7:54.01; 6, Robert Andersen DEN 7:54.72; 7, Kamel Maese NED 7:54.79; 8, Ian Grime GER 7:56.30; 9, Reuben Reina USA 7:57.00; 10, Marc Ostendarp GER 8:02.47; 11, Mark Carroll IRL 8:05.49; 12, Cándido Maia POR 8:06.58; 13, Mark Hhawu TAN 8:18.28

Heat 2: 1, Gebrselassie 7:50.14; 2, Sghir 7:50.42; 3, Bitok 7:51.53; 4, Mayock 7:51.69; 5, Chebilil 7:52.55; 6, Pegoretti 7:52.60; 7, Jiménez 7:52.95; 8, Drygin 7:53.99; 9, Samuli Vasala FIN 7:54.07; 10, Jason Bunston CAN 7:56.75; 11, Ahmad Warsama QAT 8:00.64; 12, Kent Claesson SWE 8:04.29; 13, Reda Benzine ALG 8:05.55; 14, Marc Davis USA 8:20.37

Maebashi 1999

Straight Final (Mar 5)

1, Haile Gebrselassie	ETH	7:53.57
2, Paul Bitok	KEN	7:53.79
3, Million Wolde	ETH	7:53.85
4, Gennaro Di Napoli	ITA	7:55.60
5, Yusef El Nasri	ESP	7:56.70

6,	Steve Holman	USA	7:56.96
7,	Darren Lynch	AUS	7:58.12
8,	Marco Antonio Rufo	ESP	7:58.24

9, Ali Saïdi-Sief ALG 8:02.20; 10, Brian Baker USA 8:04.59; 11, Akira Kiniwa JPN 8:04.95; 12, Réda Benzine ALG 8:07.89; 13, Yonas Kifle ERI 8:34.41

Once it was confirmed that defending champion Gebrselassie would later contest the 1500m in Maebashi, it was unlikely that he would want a super-fast pace ... nor did anyone else.

Bitok led at 2000m (5:26.85), at which point the shuffling of the slow-moving pack suddenly left Gebrselassie boxed. He fell back to ninth pace during the lap between 2000m and 2200m, but he found his way back to the front after Di Napoli picked up the pace with three laps remaining. Gebrselassie hit the front just before two laps to go, followed by Wolde, Bitok and Di Napoli. The younger Ethiopian stayed in touch, and for a moment down the last backstraight looked as if he might even challenge Gebrselassie. Instead, he faded slightly and allowed Bitok to come through and repeat his 1997 silver. The last 400m took 55.2, with a 27.2 last lap.

Lisbon 2001

Final (Mar 11)

1,	Hicham El Guerrouj	MAR	7:37.74
2,	Mohammed Mourhit	BEL	7:38.94
3,	Alberto García	ESP	7:39.96
4,	John Mayock	GBR	7:44.08
5,	Million Wolde	ETH	7:44.54
6,	Bernard Lagat	KEN	7:45.52
7,	Mark Carroll	IRL	7:46.79
8,	Craig Mottram	AUS	7:48.34

9, Mohamed Khaldi ALG 7:52.76; 10, Paul Bitok KEN 7:54.16; 11, Bouabdellah Tahri FRA 7:57.84; 12, Antonio Jiménez ESP 8:04.01; 13, Said Berrioui MAR 8:04.38

After world indoor golds at 1500m in 1995 and 1997, El Guerrouj moved up a distance. In the final, he opened up a big lead after covering the section between 2000m and 2400m in 57.23. Then he appeared to deliberately slow, allowing Mourhit and García to close up. Any victory hopes those two had vanished when the Moroccan surged again in the final lap. His last kilometre took just 2:24.76.

First Round (First 5 & 2 fastest to final) (Mar 9)

Heat 1: 1, El Guerrouj 8:05.50; 2, Wolde 8:06.11; 3, Tahri 8:06.13; 4, Bitok 8:06.13; 5, Jiménez 8:06.18; 6, Khaldi 8:06.18; 7, Tim Broe USA 8:09.37; 8, Yaroslav Musinskiy MDA 8:21.85; 9, Tau Khotso LES 8:26.83

Heat 2: 1, Mottram 7:50.21; 2, García 7:50.84; 3, Lagat 7:50.93; 4, Mourhit 7:50.99; 5, Berrioui 7:51.07; 6, Mayock 7:51.10; 7, Carroll 7:53.64; 8, Youssef Allem ALG 7:56.42; 9, Eric Dubus FRA 7:58.09; 10, Souley Oumarou NIG 8:44.25; 11, Djamed Rasulov TJK 8:44.53

Birmingham 2003

Final (Mar 16)

1,	Halle Gebrselassie	ETH	7:40.97
2,	Alberto García	ESP	7:42.08
3,	Luke Kipkosgei	KEN	7:42.56
4,	Jesús España	ESP	7:42.70
5,	Abiyote Abate	ETH	7:43.21
6,	Gert-Jan Liefers	NED	7:44.34
7,	Leonard Mucheru	KEN	7:44.83
8,	John Mayock	GBR	7:45.32

9, Abderrahim Goumiri MAR 7:47.43; 10, Günther Weidlinger AUT 7:53.59; 11, Mohamed Khaldi ALG 7:56.05; 12, Jaouad Gharib MAR 8:01.01

Gebrselassie won a record 11th individual IAAF world gold with a display of his trademark kick in the last 300m. The Moroccans Goumiri and Gharib traded the lead in the first two kilometres (2:35.62 and 5:14.87). Then García, who had recently lowered the European record to 7:32.98, made his move. He ran the section from 2000m to 2400m in 61.6 and continued to accelerate, yet was easily reeled in by Gebrselassie, who ran the last 400m in 54.9 to García's 56.6.

First round (First 3 & 4 fastest to semi-finals) (Mar 15)

Heat 1: 1, Gebrselassie 7:51.43; 2, Liefers 7:51.95; 3, España 7:52.41; 4, Mayock 7:52.59; 5, Khaldi 7:53.33; 6, Mucheru 7:53.41; 7, Goumiri 7:54.02; 8, Bolota Asmerom USA 7:55.36; 9, Michael Aish NZL 8:03.17; 10, Joseph Simuchimba ZAM 8:20.10; 11, Chris Votu SOL 9:03.84

Heat 2: 1, Kipkosgei 7:47.50; 2, Abate 7:47.57; 3, García 7:50.95; 4, Gharib 7:51.59; 5, Weidlinger 7:51.94; 6, Khoudir Aggoune ALG 7:54.59; 7, Jonathan Riley USA 8:02.94; 8, Lorenzo Perrone ITA 8:04.00; 9, Tom Mayo GBR 8:07.37; 10, Wu Wen-Chien TPE 8:14.61; 11, Euclides Varela CPV 8:29.10; 12, Ajmal Amirov TJK 9:04.53

Budapest 2004

Final (Mar 6)

1,	Bernard Lagat	KEN	7:56.34
2,	Rui Silva	POR	7:57.08
3,	Markos Geneti	ETH	7:57.87
4,	Antonio Jiménez	ESP	7:58.23
5,	Sergio Gallardo	ESP	7:58.96
6,	Gert-Jan Liefers	NED	8:02.86
7,	Kevin Sullivan	CAN	8:03.34
8,	Mohammed Amyn	MAR	8:03.50

9, Hicham Bellani MAR 8:03.73; 10, Craig Mottram AUS 8:03.82; 11, Abiyote Abate ETH 8:09.71; 12, Sergiy Lebidi UKR 8:14.32

The first half of the race was very slow (4:17.8), after which Mottram speeded things up with a second kilometre of 2:36.42. With three laps to go, Lagat, Geneti, Silva and Jimenez streamed past the Australian with the Kenyan winding up the pace. At the bell the Lisbon 1500m winner Silva tried to get in front but was held off by Lagat who won with a 26.63 last lap and a 3:38.5 second half. "It was challenging in my mind," said Lagat, "because I knew he [Silva] was close and could pass me at any time."

First round (First 4 & 4 fastest to final) (Mar 5)

Heat 1: 1, Geneti 7:52.08; 2, Silva 7:52.14; 3, Jiménez 7:52.25; 4, Liefers 7:52.75; 5, Bellani 7:53.10; 6, Boaz Chebotoyko KEN 7:53.69; 7, Bolota Asmerom USA 7:53.86; 8, Vyacheslav Shabunin RUS 7:53.92; 9, John Mayock GBR 7:54.41; 10, Khoudir Aggoune ALG 7:55.94; 11, Euclides Varela CPV 8:19.17

Heat 2: 1, Lagat 7:47.70; 2, Mottram 7:48.09; 3, Abate 7:48.25; 4, Gallardo 7:48.27; 5, Lebidi 7:48.28; 6, Sullivan 7:48.38; 7, Amyn 7:49.92; 8, Jonathan Riley USA 7:55.58; 9, Günther Weidlinger AUT 7:59.82; 10, Tom Mayo GBR 8:03.88; 11, Ajmal Amirov TJK 8:38.37

Moscow 2006

Final (Mar 12)

1,	Kenenisa Bekele	ETH	7:39.32
2,	Saif Saeed Shaheen	QAT	7:41.28
3,	Eliud Kipchoge	KEN	7:42.58
4,	Alistair Cragg	IRL	7:46.43
5,	Shadrack Korir	KEN	7:47.11
6,	Tariku Bekele	ETH	7:47.67
7,	Adil Kaouch	MAR	7:48.01
8,	Moukheld Al-Outaibi	KSA	7:52.91

9, Pavel Naumov RUS 7:56.24; 10, Günther Weidlinger AUT 7:57.32; 11, Tareq Mubarak Taher BRN 8:04.99; 12, Halil Akkaş TUR 8:10.37

With 2005 World Champions Shaheen (steepchase), and Bekele (10,000m), as well as Kipchoge, winner in 2003 over 5000m, this was the most talent-loaded event of the meeting. Cragg led to halfway in the final (4:02.5) without putting any strain on the leading contenders. The tempo changed sharply as Bekele surged into the lead with the next 100m in 14.6. Bekele and Kipchoge shared the pace over the next three laps, covered in 2:55.8, before the Ethiopian zipped away on the last lap of 26.45 to finish in 7:39.32. Bekele's second 1500m had taken just 3:36.5, and the final 1000m was covered in 2:23.33. Shaheen, in only his second indoor race, passed Kipchoge at the bell. Said the winner: "indoors is like a fun run for me."

First round (First 4 & 4 fastest to final) (Mar 10)

Heat 1: 1, Kipchoge 7:52.57; 2, Bekele 7:52.58; 3, Shaheen 7:52.85; 4, Cragg 7:53.74; 5, Weidlinger 7:53.83; 6, Akkaş 7:54.60; 7, Taher 7:55.10; 8, Naumov

7:55.28; 9, Jonathon Riley USA 7:59.30; 10, Isaac Kiprof UGA 8:05.00; 11, Francisco Javier Alves ESP 8:11.85; 12, Bjornar Ustad Kristensen NOR 8:21.90
Heat 2: 1, Bekele 7:54.85; =2, Korir & Al-Otaibi 7:55.14; 4, Kaouch 7:55.18; 5, Sergey Ivanov RUS 7:56.44; 6, César Pérez ESP 7:58.06; 7, Vincent Le Dauphin FRA 7:58.60; 8, Dieudonné Disi RWA 8:01.73; 9, Adam Ismail Khamis BRN 8:02.16; 10, Iaroslav Munitschi MDA 8:08.35; 11, Steve Slattery USA 8:17.15; 12, Jorge Cabrera PAR 8:33.95

Valencia 2008

Final (Mar 9)

1,	Tariku Bekele	ETH	7:48.23
2,	Paul Kipsiele Koech	KEN	7:49.05
3,	Abreham Cherkos	ETH	7:49.96
4,	Edwin Soi	KEN	7:51.60
5,	Craig Mottram	AUS	7:52.42
6,	Mohamed Farah	GBR	7:55.08
7,	Ali Maataoui	MAR	7:58.93

8, Sergio Sánchez ESP 7:59.74; 9, James Kwalia QAT 8:00.44; 10, Kamal Boulahfane ALG 8:04.73; 11, Jonathon Riley USA 8:05.59; 12, Arne Gabius GER 8:11.21

The 21 year-old Tariku Bekele succeeded his brother Kenenisa as 3000m champion. The pace was very slow for the first 1000m (2:48.58), but steeplechaser Koech upped the tempo with a second kilometre of 2:37.13. Bekele, who had come to Valencia with 2008's fastest time (7:31.09), took the lead with 700m to go, and running with a less relaxed arm action than that of his better known brother, got clear of Koech with a penultimate 400m of 56.3, followed by a final 400m of 56.9. His last 1000m had taken just 2:22.52 and last 1500m 3:40.3.

First round (First 4 & 4 fastest to final) (Mar 7)

Heat 1: 1, Soi 8:03.54; 2, Bekele 8:03.55; 3, Farah 8:04.65; 4, Sánchez 8:04.71; 5, Cosimo Callandro ITA 8:04.80; 6, Sultan Khamis Zaman QAT 8:05.61; 7, Chris Solinsky USA 8:06.29; 8, Javier Carriqueo ARG 8:12.40; 9, David Galván MEX 8:28.29

Heat 2: 1, Koech 7:54.46; 2, Cherkos 7:54.51; 3, Mottram 7:55.27; 4, Maataoui 7:56.26; 5, Kwalia 7:58.13; 6, Riley 7:59.22; 7, Gabius 7:59.48; 8, Boulahfane 7:59.89; 9, Nick McCormick GBR 8:00.01; 10, Sylvain Rukundo RWA 8:02.49; 11, Audace Baguma BDI 8:10.56

Doha 2010

Final (Mar 14)

1,	Bernard Lagat	USA	7:37.97
2,	Sergio Sánchez	ESP	7:39.55
3,	Sammy Mutahi	KEN	7:39.90
4,	Tariku Bekele	ETH	7:40.10
5,	Galen Rupp	USA	7:42.40
6,	Jesús España	ESP	7:42.82
7,	Hicham Bellani	MAR	7:44.15
8,	James Kwalia	QAT	7:46.12

9, Essa Ismail Rashed QAT 7:47.94; 10, Dejen Gebremeskel ETH 7:48.69; 11, Augustine Choge KEN 7:53.42; 12, Hais Welday ERI 8:04.10

Choge – the fastest man in 2010 at 7:31.75 – was the quickest in the heats and was the early leader in the final, passing 1000m in 2:36.19. The pace remained similar through 2000m, led by defending champion Bekele at 5:12.32. The Ethiopian then surged, covering the next 800m in 1:57.26 with only Lagat in close proximity. The American kicked at the bell, and covered the last lap in 28.39 to become (at 35 years 92 days) the oldest man to win a world indoor title and the first man to win titles representing two countries (having triumphed in the 3000m as a Kenyan in 2004). Sánchez overtook Bekele with 50m remaining and Mutahi edged into bronze medal position in the last couple of strides. "I like to be towed," admitted the winner, explaining his passive tactics.

First round (First 4 & 4 fastest to final) (Mar 12)

Heat 1: 1, Choge 7:43.80; 2, Gebremeskel 7:44.26; 3, Sánchez 7:44.33; 4, Kwalia 7:44.61; 5, Welday 7:45.44; 6, Bellani 7:50.46; 7, Hayle Ibrahimov AZE 8:05.43; 8, Tareq Mubarak Taher BRN 8:14.67; 9, Ion Luchianov MDA 8:15.91

Heat 2: 1, Lagat 7:59.99; 2, Bekele 8:00.29; 3, Mutahi 8:00.53; 4, España 8:00.65; 5, Rupp 8:00.90; 6, Rashed 8:01.08; 7, Gezachw Yossef ISR 8:03.62; 8, Scott Overall GBR 8:08.02; 9, Marco Joseph TAN 8:22.18

Istanbul 2012

Final (Mar 11)

1,	Bernard Lagat	USA	7:41.44
2,	Augustine Choge	KEN	7:41.77
3,	Edwin Soi	KEN	7:41.78
4,	Mohamed Farah	GBR	7:41.79
5,	Dejen Gebremeskel	ETH	7:42.60
6,	Lopez Lomong	USA	7:44.16
7,	Moses Kipsiro	UGA	7:44.59
8,	Arne Gabius	GER	7:45.01

9, Yewew Alamirew ETH 7:45.15; 10, Yoann Kowal FRA 7:47.81; 11, Craig Mottram AUS 7:48.23; 12, Elroy Gelant RSA 7:48.64

Choge and Soi shared the pacemaking, covering the first two kilometres evenly in 2:38.45 and 2:38.47, then Soi put in a 400m of 60.60. The next 400m leading to the bell was covered in 57.54, by which time the order was Choge, Lagat, Farah and Soi. It was the 37 year-old Lagat who was too quick for the rest, and he won by three metres, with Choge just beating Soi and Farah for second place. Soi was temporarily disqualified for having impeded Farah, but then reinstated on appeal. Lagat, who covered the last lap in 26.5, became the oldest ever male World Indoor Champion.

First round (First 4 & 4 fastest to final) (Mar 9)

Heat 1: 1, Soi 7:49.48; 2, Mottram 7:49.62; 3, Kipsiro 7:49.71; 4, Alamirew 7:49.92; 5, Lomong 7:50.36; 6, Kowal 7:50.47; 7, Gabius 7:50.70; 8, Gelant 7:52.35; 9, Bilsumma Shugi BRN 7:53.62; 10, Juan Luis Barrios MEX 7:54.07

Heat 2: 1, Choge 7:57.49; 2, Farah 7:57.59; 3, Lagat 7:57.68; 4, Gebremeskel 7:57.69; 5, Hayle Ibrahimov AZE 7:57.79; 6, Yohan Durand FRA 7:59.10; 7, Victor García ESP 7:59.85; 8, Polat Kemboi Arikan TUR 8:02.37; 9, Alemu Bekele BRN 8:02.83; 10, Robert Kajuga RWA 8:07.44; 11, Cornelius Panga TAN 8:15.20

Sopot 2014

Final (Mar 9)

1,	Caleb Ndiku	KEN	7:54.94
2,	Bernard Lagat	USA	7:55.22
3,	Dejen Gebremeskel	ETH	7:55.39
4,	Galen Rupp	USA	7:55.84
5,	Hagos Gebrhiwet	ETH	7:56.34
6,	Hayle Ibrahimov	AZE	7:56.37
7,	Elroy Gelant	RSA	7:57.31
8,	Cam Levins	CAN	7:57.37

9, Augustine Choge KEN 7:57.46; 10, Collis Birmingham AUS 7:57.55; 11, Andy Vernon GBR 7:58.25; 12, Zane Robertson NZL 8:01.81

The standard was again extremely high, with a time of 7:46.36 insufficient for a place in the final. However, that final started slowly with the first two kilometres in 2:48.83 and 2:43.53. The Kenyan-based New Zealander Robertson led at that point with all 12 men in contention. The red-haired Kenyan Ndiku – an impressive heat winner while wearing a hat – moved ahead with two and a half laps remaining. Defending champion Lagat, 39, moved up smoothly to slip past Gebrhiwet and Gebremeskel and take up a perfect position on the Kenyan's shoulder at the bell.

It looked as if it would be title number four for Lagat, but Ndiku stayed in front. He clocked 53.8 for his last 400m and 26.67 for the last lap as he completed a final kilometre in a scorching 2:22.58. Lagat's silver made him the oldest ever male world indoor medallist (and indeed finalist).

First round (First 4 & 4 fastest to final) (Mar 7)

Heat 1: 1, Choge 7:44.85; 2, Gebremeskel 7:45.09; 3, Rupp 7:45.23; 4, Vernon 7:45.49; 5, Gelant 7:45.85; 6, Birmingham 7:46.15; 7, Othmane El Goumri MAR 7:48.83; 8, Ali Kaya TUR 7:51.27; 9, Lukasz Parszczyński POL 7:52.91; 10, Youssouf Hiss Bachir DJI 7:53.96

Heat 2: 1, Ndiku 7:42.75; 2, Gebrhiwet 7:42.95; 3, Lagat 7:42.98; 4, Ibrahimov 7:43.15; 5, Levins 7:44.04; 6, Robertson 7:44.16; 7, Antonio Abadia ESP 7:46.36; 8, Abdelhadi Labali MAR 7:54.32; 9, Jonny Mellor GBR 8:03.17; Yoann Kowal FRA DQ (r163.3b) (7:59.67)

3000 METRES

Multiple Medalists:

4	Bernard Lagat	KEN/USA	04-1, 10-1, 12-1, 14-2
3	Haile Gebrselassie	ETH	97-1, 99-1, 03-1
2	Frank O'Mara	IRL	87-1, 91-1
	Gennaro Di Napoli	ITA	93-1, 95-1
	Paul Bitok	KEN	97-2, 99-2
	Alberto Garcia	ESP	01-3, 03-2

Most Finals:

5	O'Mara		87-1, 89-5, 91-1, 93-10, 95-dns
	John Mayock	GBR	93-6, 95-5, 97-6, 01-4, 03-8
	Lagat		

Most Appearances:

6	Mayock		93-6, 95-5, 97-6, 01-4, 03-8, 04-9h1
---	--------	--	--------------------------------------

National Placings:

	1	2	3	4	5	6	7	8	Points
ETH	5	-	4	1	4	1	1	-	90
KEN	2	4	4	1	2	2	1	-	89
USA	2	2	1	3	3	3	-	-	72
ESP	-	4	2	2	2	1	2	3	68
MAR	2	1	2	-	-	3	2	4	43
GBR	-	-	1	3	2	3	-	1	39
IRL	2	1	-	1	1	-	1	-	34
ITA	2	-	-	2	-	-	-	1	27
POR	1	1	-	1	-	-	-	-	20
FRA	-	1	-	-	-	2	1	1	16
QAT	-	1	-	1	-	-	-	1	13
GER	-	-	1	-	-	-	1	2	10
DEN	-	-	-	1	1	-	-	1	10
AUS	-	-	-	-	-	1	2	1	9
BEL	-	1	-	-	-	-	-	-	7
TCH	-	-	1	-	-	-	-	-	6
NED	-	-	-	-	-	2	-	-	6
CAN	-	-	-	-	-	-	2	1	5
AZE	-	-	-	-	-	1	-	-	3
YUG	-	-	-	-	-	1	-	-	3
RSA	-	-	-	-	-	-	1	-	2
UGA	-	-	-	-	-	-	1	-	2
KSA	-	-	-	-	-	-	-	1	1
RWA	-	-	-	-	-	-	-	1	1
Totals	16	16	16	16	16	16	16	16	576

4,	Colin Jackson	GBR	7.68
5,	Arto Bryggare	FIN	7.68
6,	Javier Moracho	ESP	7.89
	Mark McKoy	CAN	DNF
	Greg Foster	USA	DQ

The quality of this event was evident from Foster's championship record 7.46 in the heats. In the final, the American was drawn to the immediate right of McKoy, who had once shared the world record with Foster.

After a false start by Campbell, McKoy got away the quickest and built up a clear lead. Meanwhile, Foster hit the second and third hurdles, lost balance, and collided with McKoy. In a spectacular fall, both crashed to the ground, entangled with McKoy's fourth hurdle. This left Campbell as a comfortable winner.

Foster was disqualified after the incident and McKoy declared a non-finisher. The Canadian revealed that he and Foster usually bumped each other accidentally when drawn together as they were in the final, because the American has a left leg lead to the Canadian's right.

"Those things happen," said McKoy. "I don't blame Greg at all. It wasn't his fault he lost his balance. The hurdles is a dangerous event. When you clip a hurdle at that speed there's nothing you can do."

Foster said "All I do remember is that I did run into Mark's lane."

First round (First 2 & 2 fastest to final) (Mar 6)

Heat 1: 1, McKoy 7.56; 2, Bryggare 7.66; 3, Walker 7.67; 4, Andrew Parker JAM 7.75; 5, Ulf Söderman SWE 7.84

Heat 2: 1, Foster 7.46; 2, Jackson 7.63; 3, Moracho 7.73; 4, Liviu Giurgian ROU 8.05; 5, Luigi Bertocchi ITA 8.13; 6, Mauricio Carranza ESA 9.01; 7, Hisham Makin Mohamed EGY 10.11

Heat 3: 1, Campbell 7.64; 2, Caristan 7.77; 3, György Bakos HUN 7.84; 4, Donald Wright AUS 7.90; 5, Carlos Sala ESP 7.92; 6, Jüdex Lefou MRI 8.38

Budapest 1989

Final (Mar 3)

1,	Roger Kingdom	USA	7.43
2,	Colin Jackson	GBR	7.45
3,	Igor Kazanov	URS	7.59
4,	Holger Pohland	GDR	7.70
5,	Emilio Valle	CUB	7.71
6,	Tonie Campbell	USA	7.86

Jackson and Kazanov got the best start but Kingdom, the Olympic Champion, started to close and the two were level at the final hurdle. Both men hit the last barrier, with Jackson coming off worse. The American went on to win with the third-quickest time in history.

"At one time I was wondering whether I was going to catch the guy or not," said Kingdom.

First round (Winner & 7 fastest to semi-finals) (Mar 3)

Heat 1: 1, Jackson 7.57; 2, Valle 7.68; 3, Nagorka 7.77; 4, Harri Rouhiainen FIN 7.99; 5, Lajos Sarközi HUN 8.13

Heat 2: 1, Kazanov 7.72; 2, Boroi 7.82; 3, Javier Moracho ESP 7.94; 4, Noureddine Tadjine ALG 8.14

Heat 3: 1, Pohland 7.80; 2, Sala 7.83; 3, Liviu Giurgian ROU 7.84; 4, Ulf Söderman SWE 7.98; 5, Kai Kyllönen FIN 8.06

Heat 4: 1, Kingdom 7.63; 2, Hudec 7.70; 3, Röttl 7.78; 4, Rafal Ciesla POL 7.84; Renaldo Quintero CUB DNF

Heat 5: 1, Markin 7.75; 2, Campbell 7.78; 3, György Bakos HUN 7.85; 4, Joitto Santos Bonfim BRA 7.98; 5, Alain Cuyppers BEL 11.98

Semi-finals (First 3 to final) (Mar 3)

Heat 1: 1, Kingdom 7.50; 2, Valle 7.63; 3, Pohland 7.66; 4, Gheorghe Boroi ROU 7.75; 5, Aleksandr Markin URS 7.75; 6, Tomasz Nagorka POL 7.77

Heat 2: 1, Jackson 7.55; 2, Kazanov 7.65; 3, Campbell 7.74; 4, Carlos Sala ESP 7.80; 5, Jiri Hudec TCH 7.82; 6, Herwig Röttl AUT 8.07

60 Metres Hurdles

Paris 1985

Final (Jan 19: Non-championship)

1,	Stéphane Caristan	FRA	7.67
2,	Javier Moracho	ESP	7.69
3,	Jon Ridgeon	GBR	7.70
4,	Cletus Clark	USA	7.74
5,	Vyacheslav Ustinov	URS	7.75
6,	Modesto Castillo	DOM	7.86

Moracho had the better start, but Olympic finalist Caristan had the strongest finish to delight the crowd of 7500. The revelation of the event was 17 year-old Ridgeon, who beat Caristan in the heats before taking an unexpected bronze medal.

First round (First 3 & 3 fastest to semi-finals) (Jan 19)

Heat 1: 1, Clark 7.86; 2, Bertocchi 7.99; 3, Muster 8.11; 4, Petter Hesselberg NOR 8.12; 5, Li Jieqiang CHN 8.14; 6, Saïd Kahia MAR 8.38

Heat 2: 1, Ridgeon 7.70; 2, Caristan 7.73; 3, Moracho 7.85; 4, Glass 7.90; 5, Robert Ekpete NOR 8.12; 6, Karl Smith JAM 8.19

Heat 3: 1, Ustinov 7.82; 2, Sala 7.87; 3, Castillo 7.89; 4, Tozzi 7.91; 5, Wu 8.00; 6, Serge Hatil FRA 8.01

Semi-finals (First 3 to final) (Jan 19)

Heat 1: 1, Clark 7.74; 2, Moracho 7.76; 3, Ridgeon 7.79; 4, Jeff Glass CAN 7.85; 5, Gianni Tozzi ITA 7.88; 6, Marc Muster SUI 8.10

Heat 2: 1, Caristan 7.63; 2, Ustinov 7.73; 3, Castillo 7.83; 4, Carlos Sala ESP 7.85; 5, Wu Ching-jing TPE 8.01; 6, Luigi Bertocchi ITA 8.09

Indianapolis 1987

Final (Mar 8)

1,	Tonie Campbell	USA	7.51
2,	Stéphane Caristan	FRA	7.62
3,	Nigel Walker	GBR	7.66

Seville 1991

Final (Mar 9)

1,	Greg Foster	USA	7.45	0.142
2,	Igor Kazanov	URS	7.47	0.086
3,	Mark McKoy	CAN	7.49	0.150
4,	Nimilo Valle	CUB	7.60	0.202

5,	Sergey Usov	URS	7.66	0.174
6,	Philippe Tourret	FRA	7.66	0.169
7,	George Boroi	ROU	7.67	0.197
8,	Jack Pierce	USA	7.68	0.156

Four years after Indianapolis, Foster and McKoy clashed again, though this time Foster was drawn to the left of the Canadian. Just like 1987, McKoy got the best start in the final. Foster, who set a 1991 world best of 7.44 in the semis, closed the gap. He, McKoy and Kazanov hurdled the final flight level. The 32 year-old Foster had the best run-in, while Kazanov also got the better of the fading McKoy.

First round (First 3 & 4 fastest to final) (Mar 9)

Heat 1: 1, McKoy 7.58; 2, Usov 7.75; 3, Parker 7.77; 4, Kearns 7.78; 5, Carlos Sala ESP 7.78; Robert Zmélík TCH DNF

Heat 2: 1, Boroi 7.68; 2, Kazanov 7.72; 3, Pohland 7.73; 4, Laurent Ottos ITA 7.81; 5, Rafal Ciesla POL 7.84; 6, Kinishiro Kaneko JPN 7.89; 7, Nur Herman Majid MAS 8.33

Heat 3: 1, Foster 7.52; 2, Valle 7.58; 3, Wójcik 7.70; 4, Hudec 7.71; 5, Philibert 7.75; 6, Toshihiko Iwasaki JPN 7.94

Heat 4: 1, Pierce 7.62; 2, Tourret 7.66; 3, Walker 7.72; 4, Röttl 7.77; 5, Stefan Mattern GER 7.85; 6, Tim Kroeker CAN 7.93

Semi-finals (First 4 to final) (Mar 9)

Heat 1: 1, Foster 7.44; 2, Valle 7.60; 3, Boroi 7.60; 4, Usov 7.66; 5, T. J. Kearns IRL 7.69; 6, Piotr Wójcik POL 7.73; 7, Dan Philibert FRA 7.77; 8, Andrew Parker JAM 7.84

Heat 2: 1, McKoy 7.49; 2, Kazanov 7.56; 3, Tourret 7.59; 4, Pierce 7.61; 5, Nigel Walker GBR 7.65; 6, Jiří Hudec TCH 7.67; 7, Holger Pohland GER 7.73; 8, Herwig Röttl AUT 7.76

Toronto 1993

Final (Mar 14)

1,	Mark McKoy	CAN	7.41	0.053
2,	Colin Jackson	GBR	7.43	0.154
3,	Tony Dees	USA	7.43	0.157
4,	Florian Schwarthoff	GER	7.54	-
5,	Igor Kazanov	LAT	7.55	0.139
6,	George Boroi	ROU	7.72	0.167
7,	Emilio Valle	CUB	7.74	0.178
8,	Sergey Usov	BLR	7.90	0.221

The biggest controversy of the championships came at the start of the final, when McKoy was not recalled after registering the phenomenal reaction time of 0.053. This was well under the 0.100 period below which the starter is given an audible signal. However, the rules state that the starter "shall be sole judge of any fact connected with the start of the race," and, on this occasion, the starter chose not to penalise the Canadian, who had already committed a false start. Under 2012 rules, he would have been disqualified instantly.

McKoy's start gave him a metre's lead at the first hurdle. Dees and Jackson closed down but the Canadian, who had lowered his personal best to 7.44 in the semis, won in a Commonwealth record of 7.41.

There were no protests about the starter's decision, but McKoy admitted "It looked as if I had a flier. If I hadn't got that questionable start Colin may well have won it."

First round (First 3 & 4 fastest to semi-finals) (Mar 13)

Heat 1: 1, Dees 7.56; 2, Li 7.70; 3, Kováč 7.76; 4, Kearns 7.82; 5, Hudec 7.84; 6, Antti Haapakoski FIN 7.87; 7, Gaute Melby Gundersen NOR 8.07

Heat 2: 1, Jackson 7.49; 2, Boroi 7.74; 3, Röttl 7.83; 4, Arthur Blake USA 7.91; 5, Guntis Peders LAT 7.91; 6, Kai Kyllönen FIN 7.98; 7, Carlos Sala ESP 8.04

Heat 3: 1, McKoy 7.55; 2, Usov 7.71; 3, Koszewski 7.81; 4, Andrade 7.82; 5, Sébastien Thibault FRA 7.91; 6, Andy Tulloch GBR 7.97; 7, Stelios Bisbas GRE 8.00

Heat 4: 1, Schwarthoff 7.65; 2, Valle 7.72; 3, Kazanov 7.73; 4, Kroeker 7.81; 5, Alain Cuypers BEL 7.86; 6, Aleksandr Markin RUS 7.90; 7, Mauricio Carranza ESA 8.68

Semi-finals (First 3 & 2 fastest to final) (Mar 13)

Heat 1: 1, Jackson 7.58; 2, Schwarthoff 7.61; 3, Kazanov 7.62; 4, Boroi 7.72; 5, Li Tong CHN 7.76; 6, Herwig Röttl AUT 7.82; 7, Jiří Hudec CZE 7.83; 8, Tim Kroeker CAN 7.89

Heat 2: 1, McKoy 7.44; 2, Dees 7.48; 3, Usov 7.65; 4, Valle 7.74; 5, Henry Andrade CPV 7.75; 6, Dieter Koszewski GER 7.81; 7, Igor Kováč SVK 7.84; 8, T. J. Kearns IRL 7.89

Barcelona 1995

Final (Mar 12)

1,	Allen Johnson	USA	7.39	0.137
2,	Courtney Hawkins	USA	7.41	-
3,	Tony Jarrett	GBR	7.42	0.146
4,	Mark McKoy	AUT	7.46	0.155
5,	Emilio Valle	CUB	7.67	0.137
6,	Antti Haapakoski	FIN	7.70	0.133
7,	Frank Busemann	GER	7.70	0.119
8,	Kyle Vander-Kuyp	AUS	7.73	0.117

In Madrid the previous month, Allen Johnson became the first man in two years to beat world record holder Colin Jackson in a hurdles race. In Jackson's absence, Johnson was the favourite and beat another British rival, Jarrett, to win his semi-final in a time which equalled the championship record.

In the final, defending champion McKoy got his usual good start but Johnson took control from the third hurdle. Despite hammering the fourth, he won with a new championship best.

First round (First 2 & 4 fastest to semi-finals) (Mar 11)

Heat 1: 1, Li Tong 7.66; 2, Pechonkin 7.75; 3, Valle 7.76; 4, Mehlich 7.79; 5, Gaute Gundersen NOR 7.85; 6, Sébastien Thibault FRA 7.86; 7, Johan Lisabeth BEL 7.88

Heat 2: 1, Busemann 7.67; 2, Lanau 7.78; 3, Igor Kazanov LAT 7.80; 4, Jiří Hudec CZE 7.84; 5, Chen Yanhao CHN 7.91; Muhammad Amin PAK & Robert Tupuhoe PYF DNS

Heat 3: 1, Johnson 7.66; 2, Boroi 7.73; 3, Tim Kroeker CAN 7.89; 4, Miguel Soto PUR 7.96; 5, Hakim Mazou CGO 8.07

Heat 4: 1, McKoy 7.67; 2, Kahkonen 7.75; 3, Sven Göhler GER 7.80; 4, Carlos Sala ESP 7.82; 5, Aleksandr Yenko MDA 7.97; 6, Brian Taylor GBR 8.00; 7, Yevgeniy Shorokhov KGZ 8.10

Heat 5: 1, Hawkins 7.62; 2, Batte 7.74; 3, Kováč 7.75; 4, Niklas Eriksson SWE 7.88; 5, Christian Maislinger AUT 7.96; 6, Nur Herman Majid MAS 8.03; William Fong SAM DQ

Heat 6: 1, Jarrett 7.58; 2, Haapakoski 7.65; 3, Vander-Kuyp 7.74; 4, Artur Kohutek POL 7.84; 5, Wagner Marseille HAI 7.92; 6, Jonathan Nsenga BEL 7.93; 7, Mohammed Samy EGY 8.09

Semi-finals (First 4 to final) (Mar 11)

Heat 1: 1, Johnson 7.42; 2, Jarrett 7.46; 3, Busemann 7.63; 4, Vander-Kuyp 7.73; 5, Jyrki Kahkonen FIN 7.73; 6, Erik Batte CUB 7.83; 7, Ronald Mehlich POL 7.84; 8, George Boroi ROU 7.89

Heat 2: 1, McKoy 7.46; 2, Hawkins 7.46; 3, Valle 7.61; 4, Haapakoski 7.65; 5, Li Tong CHN 7.66; 6, Yevgeniy Pechonkin RUS 7.72; 7, Igor Kováč SVK 7.75; 8, Antoni Lanau ESP 7.79

Paris 1997

Final (Mar 9)

1,	Anier García	CUB	7.48	0.139
2,	Colin Jackson	GBR	7.49	0.115
3,	Tony Dees	USA	7.50	0.129
4,	Duane Ross	USA	7.54	0.110
5,	Igor Kováč	SVK	7.59	0.147
(6),	Jonathan Nsenga	BEL	DQ (r40.1) (7.71)	0.134

Jackson collected his third world indoor silver while Dees became the oldest ever male world indoor medalist, but the day belonged to García. On his 21st birthday he took the gold. The Cuban did not have the best of starts but had the best run-in to win by 0.01 from Jackson, who had been penalised for a false start.

First round (First 2 and 2 fastest to semi-finals) (Mar 8)

Heat 1: 1, Balzer 7.68; 2, Li 7.70; 3, Robert Foster JAM 7.77; 4, Robert Kronberg SWE 7.79; 5, Robin Korving NED 7.80; 6, Igor Kazanov LAT 7.86

Heat 2: 1, Jackson 7.52; 2, Sébastien Thibault FRA 7.72; 3, Krzysztof Mehlich POL 7.87; 4, Mauro Rossi ITA 7.98; (2) Nsenga DQ (r40.1) (7.61)

Heat 3: 1, García 7.61; 2, Mehlich 7.72; 3, Kyle Vander-Kuyp AUS 7.73; 4, Johan Lisabeth BEL 7.75; 5, Carlos Sala ESP 7.81; 6, Pedro Chiamulera BRA 7.96

Heat 4: 1, Ross 7.57; 2, Kováč 7.68; 3, Lamine 7.71; 4, Andrea Putignani ITA 7.85; 5, Dmitry Kolesnichenko UKR 7.94; 6, Damien Greaves GBR 7.96

Heat 5: 1, Dees 7.56; 2, Kislykh 7.67; 3, Chen 7.70; 4, Mike Fenner GER 7.71; 5, Antti Haapakoski FIN 7.74; 6, Gaute Gundersen NOR 7.88

Semi-finals (First 3 to final) (Mar 8)

Heat 1: 1, Jackson 7.51; 2, Ross 7.73; 3, Kováč 7.76; 4, Falk Balzer GER 7.68; 5, Li Tong CHN 7.72; 6, Philippe Lamine FRA 7.76

Heat 2: 1, Dees 7.51; 2, García 7.51; 3, Chen Yanhao CHN 7.72; 4, Andrey Kislykh RUS 7.74; 5, Ronald Mehlich POL 7.76; (3) Nsenga DQ (r40.1) (7.60)

Maebashi 1999**Final (Mar 5)**

1,	Colin Jackson	GBR	7.38	0.111
2,	Reggie Torian	USA	7.40	0.139
3,	Falk Balzer	GER	7.44	0.129
4,	Duane Ross	USA	7.50	0.137
5,	Tomasz Ścigaczewski	POL	7.52	0.142
6,	Anier García	CUB	7.59	0.143
7,	Elmar Lichtenegger	AUT	7.69	0.140
8,	Igor Kováč	SVK	7.81	0.139

Fourth once and second three times, Colin Jackson finally won world indoor gold. There were three false starts – by García, Balzer and Jackson himself. Once they were away, Jackson got a great start but was joined by Torian, one lane to his right. The American seemed to be slightly ahead at the final hurdle, which both men hit. Torian held a small lead but Jackson fought back with his usual exaggerated dip. The American had his own version of a dip, twisting to his right and thrusting out his fist, which hit the photo-finish beam in 7.35.

"I thought I won by at least half an arm," said Torian. However, it is the torso which counts, and the film showed that Jackson's crossed the line first. The United States Team officials requested a special viewing of the photograph and were eventually satisfied with the result.

First round (First 2 & 2 fastest to final) (Mar 5)

Heat 1: 1, Ross 7.51; 2, Kováč 7.59; 3, Mike Fenner GER 7.59; 4, Krzysztof Mehlich POL 7.65; 5, Ross Baillie GBR 7.69; 6, Kenichi Sakurai JPN 7.83

Heat 2: 1, Jackson 7.42; 2, Torian 7.43; 3, Emiliano Pizzoli ITA 7.67; 4, Igor Kazanov LAT 7.69; 5, Raphaël Monacho SUI 7.75; 6, Damjan Zlatnar SLO 7.85

Heat 3: 1, Ścigaczewski 7.51; 2, García 7.53; 3, Lichtenegger 7.54; 4, Balzer 7.57; 5, Peter Coghlan IRL 7.66; 6, Baimurad Achimouradov TKM 8.47; 7, Esteve Martin AND 8.57

Lisbon 2001**Final (Mar 9)**

1,	Terrence Trammell	USA	7.51	0.268
2,	Anier García	CUB	7.54	0.212
3,	Shaun Bownes	RSA	7.55	0.187
4,	Robert Kronberg	SWE	7.57	0.203
5,	Yoel Hernández	CUB	7.58	0.186
6,	Elmar Lichtenegger	AUT	7.65	0.179
7,	Dudley Dorival	HAI	7.73	0.188
8,	Stanislav Oljjar	LAT	12.77	0.179

The Olympic silver medallist Trammell won, but not as easily as had been expected. He started well and seemed to be heading for a clear victory, only to lose ground to the field at the last two barriers. Oljjar in particular was poised to make a serious challenge on the run-in, but fell over the final hurdle. In the confusion, Trammell – who was suffering from food poisoning – wasn't immediately sure he had won.

First Round (First 4 & 4 fastest to semi-finals) (Mar 9)

Heat 1: 1, Oljjar 7.63; 2, Dorival 7.68; 3, Hernández 7.70; 4, Wignall 7.73; 5, Hudec 7.79; 6, Putignani 7.80; 7, David Ilariani GEO 8.23; 8, Sergi Raya AND 8.45

Heat 2: 1, Bownes 7.62; 2, Kronberg 7.67; 3, García 7.74; 4, Montesinos 7.75; 5, Videnov 7.75; 6, Wagner Marseille HAI 7.90; 7, José Calisto Sierra HON 10.38; Rui Palma POR DNF

Heat 3: 1, Trammell 7.56; 2, Lichtenegger 7.61; 3, Coghlan 7.73; 4, Pechonkin 7.76; 5, Pizzoli 7.80; 6, Adrian Woodley CAN 7.84; 7, Balázs Kovács HUN 7.86; 8, Baimurad Achimouradov TKM 8.50

Semi-finals (First 4 to final) (Mar 9)

Heat 1: 1, Oljjar 7.55; 2, Hernández 7.59; 3, Dorival 7.64; 4, Bownes 7.65; 5, Hipólito Montesinos ESP 7.71; 6, Emiliano Pizzoli ITA 7.78; 7, Leonard Hudec AUT 7.78; 8, Maurice Wignall JAM 7.81

Heat 2: 1, Kronberg 7.54; 2, Trammell 7.54; 3, García 7.56; 4, Lichtenegger 7.63; 5, Yevgeniy Pechonkin RUS 7.63; 6, Peter Coghlan IRL 7.67; 7, Zhivko Videnov BUL 7.77; 8, Andrea Putignani ITA 7.92

Birmingham 2003**Final (Mar 16)**

1,	Allen Johnson	USA	7.47	0.155
2,	Anier García	CUB	7.49	0.150

3,	Liu Xiang	CHN	7.52	0.138
4,	Ladji Doucouré	FRA	7.58	0.163
5,	Colin Jackson	GBR	7.61	0.128
6,	Stanislav Oljjar	LAT	7.62	0.147
7,	Robert Kronberg	SWE	7.67	0.140
8,	Shaun Bownes	RSA	7.67	0.116

This event was emotionally charged as it marked the retirement at age 37 of Colin Jackson, the champion in 1999 and world record holder since 1994. Even without the injured Terrence Trammell (7.42 in 2003), this was the toughest event of the championships. The final line-up included the reigning Olympic, World, African, Asian, European and Commonwealth Champions.

Johnson, the winner in 1995, was only fourth in his semi-final and drew lane seven in the final. Obviously he saved his best for the very final race of the weekend, for he went on to win gold. Jackson finished fifth in his final race, but that didn't matter to the crowd who immediately gave the Welshman a standing ovation.

First round (First 3 & 4 fastest to semi-finals) (Mar 15)

Bitzi was advanced to semi-finals after being initially disqualified in the first round, then re-instated after the draw for the semi-finals was made

Heat 1: 1, Oljjar 7.50; 2, García 7.56; 3, Bownes 7.73; 4, Tucker 7.76; 5, Lavanne 7.79; 6, Anselmo da Silva BRA 7.87; 7, Andrey Kislykh RUS 7.90; 8, Elton Bitnicka ALB 8.62

Heat 2: 1, Jackson 7.56; 2, Doucouré 7.61; 3, Liu 7.63; 4, Allen 7.70; 5, Vivancos 7.79; 6, Marcio de Souza BRA 7.80; 7, Arlindo Pinheiro STP 8.57; David Ilariani GEO DNF

Heat 3: 1, Kronberg 7.68; 2, Lichtenegger 7.68; 3, Sedoc 7.70; 4, Bitzi 7.75; 5, Shi Dongpeng CHN 7.81; 6, Miroslav Novaković YUG 7.94; 7, Ricardo Melbourne JAM 7.94; Terrence Trammell USA DNS

Heat 4: 1, Johnson 7.74; 2, Niemi 7.77; 3, Dorival 7.84; 4, Dwight Thomas JAM 7.81; 5, Marcel van der Westen NED 7.83; 6, Yoel Hernández CUB 7.86; 7, Jonathan Nsenga BEL 8.03

Semi-finals (First 4 to final) (Mar 15)

Heat 1: 1, Jackson 7.55; 2, Kronberg 7.64; 3, Doucouré 7.67; 4, Bownes 7.68; 5, Elmar Lichtenegger AUT 7.70; 6, Gregory Sedoc NED 7.75; 7, Ivan Bitzi SUI 7.80; 8, Sultan Tucker LBR 7.87

Heat 2: 1, García 7.49; 2, Oljjar 7.50; 3, Liu 7.54; 4, Johnson 7.57; 5, Charles Allen CAN 7.70; 6, Cedric Lavanne FRA 7.71; 7, Matti Niemi FIN 7.72; 8, Dudley Dorival HAI 7.81; 9, Felipe Vivancos ESP 7.81

Budapest 2004**Final (Mar 6)**

1,	Allen Johnson	USA	7.36	0.144
2,	Liu Xiang	CHN	7.43	0.143
3,	Maurice Wignall	JAM	7.48	0.116
4,	Stanislav Oljjar	LAT	7.49	0.136
5,	Yuniel Hernández	CUB	7.58	0.144
6,	Robert Kronberg	SWE	7.59	0.149
7,	Yoel Hernández	CUB	7.78	0.133
8,	Dwight Thomas	JAM	7.87	0.143

Defending champion Johnson didn't impress in the preliminaries and only placed third in his semi-final. But hang on, didn't he do the same sort of thing in Birmingham 2003 before winning commandingly in the final? To no-one's surprise Johnson repeated his tactic in Budapest to great effect, taking the gold in an American record-equaling 7.36. Liu did one better than in 2003 for the silver with Wignall pipping Oljjar for the bronze. In the first round the US number two Ross fell heavily and broke his wrist, but he was ultimately disqualified in any case for a doping violation.

First round (First 3 & 4 fastest to semi-finals) (Mar 6)

Tucker advanced to semi-finals because he was obstructed by the fall of Duane Ross

Heat 1: 1, Liu 7.63; 2, Hernández 7.64; 3, Bitzi 7.69; 4, Sedoc 7.72; 5, Santos 7.72; 6, Masato Naito JPN 7.77; 7, Sergey Demidyuk UKR 7.78; 8, Robani Mohamed Hassan MAS 8.04

Heat 2: 1, Hernández 7.59; 2, Allen 7.69; 3, Denis 7.70; 4, Giaconni 7.72; 5, Tucker 8.35; 6, Elton Bitnicka ALB 8.35; 7, Arlindo Pinheiro STP 8.70; Duane Ross USA DQ (r40.9) (DNF)

Heat 3: 1, Oljjar 7.64; 2, Thomas 7.65; 3, Johnson 7.67; 4, Kronberg 7.69; 5, Gergely Palágyi HUN 7.76; 6, Robert Newton GBR 7.80; 7, Marcel van der Westen NED 7.83

Heat 4: 1, Wignall 7.67; 2, Bownes 7.73; 3, Sillah-Freckleton 7.75; 4, Shi Dongpeng CHN 7.75; 5, Marcio de Souza BRA 7.78; 6, Felipe Vivancos ESP 7.79; 7, Igor Peremota RUS 7.83; 8, Muhammad Shah PAK 8.29

Semi-finals (First 2 & 2 fastest to final) (Mar 6)

Heat 1: 1, Liu 7.46; 2, Hernández 7.59; 3, Gregory Sedoc NED 7.66; 4, Shaun Bowmes RSA 7.67; 5, Sébastien Denis FRA 7.69; 6, Sultan Tucker LBR 7.77
Heat 2: 1, Hernández 7.59; 2, Thomas 7.63; 3, Kronberg 7.61; 4, Charles Allen CAN 7.71; 5, Mohammed Sillah-Freckleton GBR 7.80
Heat 3: 1, Olijar 7.55; 2, Wignall 7.55; 3, Johnson 7.58; 4, Andrea Giacconi ITA 7.66; 5, Redelén dos Santos BRA 7.74; 6, Ivan Bitzi SUI 7.82

Moscow 2006**Final (Mar 11)**

1,	Terrence Trammell	USA	7.43	0.124
2,	Dayron Robles	CUB	7.46	0.131
3,	Dominique Arnold	USA	7.52	0.156
=4,	Maurice Wignall	JAM	7.52	0.133
	Stanislav Olijar	LAT	7.52	0.125
6,	Thomas Blaschek	GER	7.57	0.164
7,	Paulo Villar	COL	7.61	0.186
8,	Yoel Hernández	CUB	7.62	0.134

For the third time in the 21st century the battle for first was between an American and a Cuban. This time, Trammell, the 2001 winner, duelled with 19 year-old Robles who was racing indoors for the first time. The Cuban was the fastest in the heats with 7.55, and was 0.01 slower in the semi-finals. Quickest in that round was Arnold, who edged Robles. Just 0.09 separated the fastest and slowest qualifiers. Robles was just ahead of Trammell at the first hurdle in the final, before Trammell edged in front by the fourth, and was assured of victory when Robles clipped the final hurdle. Arnold won the bronze medal after being left at the start, with third to fifth sharing the same time. Trammell's five-year gap between regaining his title was exceeded in the event only by Allen Johnson (1995/2003).

First round (First 4 & 4 fastest to semi-finals) (Mar 11)

Heat 1: 1, Blaschek 7.65; 2, Lichtenegger 7.71; 3, Talsi 7.77; 4, Bitzi 7.86; 5, Anthony De Sevelinges MON 8.90; Shaddad Hasan Ali Wafi YEM DNS
Heat 2: 1, Wignall 7.58; 2, Villar 7.63; 3, Olijar 7.70; 4, Borisov 7.70; 5, van der Westen 7.77; 6, Jared MacLeod CAN 7.79; 7, Miroslav Novaković SCG 8.05
Heat 3: 1, Robles 7.56; 2, Arnold 7.67; 3, Inocencio 7.72; 4, Pinnock 7.72; 5, Fenner 7.76; 6, Alexandru Mihailescu ROU 7.86; 7, Abdallah Mohamed COM 8.15
Heat 4: 1, Trammell 7.64; 2, Hernández 7.66; 3, Demidyuk 7.67; 4, Sedoc 7.71; 5, Dorival 7.80; 6, Naito 7.82; 7, Cédric Lavanne FRA 7.85
Heat 5: 1, Peremota 7.66; 2, Shi 7.67; =3, Sajdok & Giacconi 7.81; 5, David Ilariani GEO 7.86; 6, Redelén dos Santos BRA 7.93; 7, Avelo Tanielu SAM 8.64

Semi-finals (First 2 & 2 fastest to final) (Mar 11)

Heat 1: 1, Wignall 7.58; 2, Hernández 7.64; 3, Gregory Sedoc NED 7.73; 4, Olli Talsi FIN 7.76; 5, Ivan Bitzi SUI 7.85; 6, Igor Peremota RUS 7.96; 7, Sergey Demidyuk UKR 8.03; Mike Fenner GER DNF
Heat 2: 1, Trammell 7.57; 2, Blaschek 7.58; 3, Shi Dongpeng CHN 7.63; 4, Elmar Lichtenegger AUT 7.71; 5, Stanislav Sajdok CZE 7.74; 6, Marcel van der Westen NED 7.80; 7, Andrea Giacconi ITA 7.81; 8, Dudley Dorival HAI 7.94
Heat 3: 1, Arnold 7.56; 2, Robles 7.56; 3, Olijar 7.57; 4, Villar 7.61; 5, Mateus Inocencio BRA 7.67; 6, Yevgeniy Borisov RUS 7.74; 7, Chris Pinnock JAM 7.78; 8, Masato Naito JPN 7.82

Valencia 2008**Final (Mar 8)**

1,	Liu Xiang	CHN	7.46	0.217
2,	Allen Johnson	USA	7.55	0.176
=3,	Stanislav Olijar	LAT	7.60	0.136
	Yevgeniy Borisov	RUS	7.60	0.232
5,	Thomas Blaschek	GER	7.64	0.198
6,	Allan Scott	GBR	7.65	0.148
7,	Jackson Quiñónez	ESP	7.66	0.217
8,	Yoel Hernández	CUB	7.91	0.249

The second heat saw Olympic Champion Liu, and the man who was to be his successor, Robles, drawn next to each other. Liu began to move before the gun (though his feet did not move on the blocks until 0.105 after the pistol fired), and Robles stood up expecting a recall which did not come. He eventually set off, but it was too late. The fastest in round one, to the delight of the crowd, was Quiñónez with 7.58. Liu and the surprising Scott were quickest in the semi-finals. David Oliver, who

had run 7.47 earlier in the season, was knocked off stride in his semi and failed to qualify. Scott led in the final until the third hurdle, at which point Liu took over. The Chinese star won by a metre from Johnson, who one week after his 37th birthday became the oldest ever male world indoor medallist. Liu afterwards said "I feel sorry for Robles. I don't know if I would have been the champion if he had also run."

The medal ceremony had to be staged twice. The first time the Chilean rather than the Chinese national anthem was played and the Lithuanian flag raised in error for the Latvian co-bronze medallist Olijar.

First round (First 4 & 4 fastest to semi-finals) (Mar 8)

Heat 1: 1, Quiñónez 7.58; 2, Blaschek 7.61; 3, Deggelt 7.70; 4, Zlatnar 7.76; 5, da Silva 7.80; 6, Bochenek 7.83
Heat 2: 1, Olijar 7.72; 2, Liu 7.73; 3, Lynsha 7.80; 4, Coto-Viloin 7.85; 5, Decosma Wright JAM 7.85; 6, Shamar Sands BAH 7.97; 7, Dayron Robles CUB 8.53
Heat 3: 1, Svoboda 7.71; 2, Kronberg 7.73; 3, Hernández 7.74; 4, Borisov 7.79; 5, Eder Antonio Souza BRA 7.89; 6, Yuji Ohashi JPN 8.01; 7, Rayzamsah Wan Sofian MAS 8.26
Heat 4: 1, Scott 7.64; 2, Johnson 7.67; 3, Villar 7.68; 4, Shi 7.72; 5, Naito 7.75; 6, Sajdok 7.81
Heat 5: 1, Oliver 7.59; 2, Wignall 7.61; 3, Mathisizk 7.70; 4, Mihailescu 7.88; 5, Igor Peremota RUS 7.93; 6, René Oruman EST 8.00; 7, Toriki Urarii PYF 8.52

Semi-finals (First 2 & 2 fastest to final) (Mar 8)

Heat 1: 1, Scott 7.57; 2, Johnson 7.64; 3, Shi Dongpeng CHN 7.65; 4, Robert Kronberg SWE 7.75; 5, Petr Svoboda CZE 7.81; 6, Masato Naito JPN 7.85; 7, Anselmo da Silva BRA 7.94; 8, Maksim Lynsha BLR 8.03
Heat 2: 1, Blaschek 7.59; 2, Borisov 7.61; 3, Quiñónez 7.63; 4, Adrien Deggelt BEL 7.69; 5, Maurice Wignall JAM 7.70; 6, Paulo Villar COL 7.81; 7, Samuel Coto-Viloin FRA 7.93; 8, Dominik Bochenek POL 7.97
Heat 3: 1, Liu 7.57; 2, Olijar 7.60; 3, Hernández 7.63; 4, David Oliver USA 7.65; 5, Willi Mathisizk GER 7.76; 6, Damjan Zlatnar SLO 7.77; 7, Stanislav Sajdok CZE 7.85; 8, Alexandru Mihailescu ROU 7.96

Doha 2010**Final (Mar 14)**

1,	Dayron Robles	CUB	7.34	0.196
2,	Terrence Trammell	USA	7.36	0.149
3,	David Oliver	USA	7.44	0.149
4,	Yevgeniy Borisov	RUS	7.51	0.167
5,	Petr Svoboda	CZE	7.58	0.134
6,	Maurice Wignall	JAM	7.60	0.135
7,	Liu Xiang	CHN	7.65	0.151
8,	Dániel Kiss	HUN	7.81	0.182

The fastest in the heats were Oliver and Trammell while Robles was the slowest heat winner with 7.74 after a somnolent reaction time of 0.316. The Cuban wasn't much quicker at the start (0.222) in his semi-final, but he recovered well to edge Borisov 7.56 to 7.57. Trammell was the fastest semi-finalist with 7.51. Liu Xiang, coming back from ankle surgery, was pleased just to make the final on this occasion.

Robles again had a disappointing start in the final where Trammell led from the gun. The American was still leading at the last hurdle before the Cuban nipped ahead to win in 7.34. Only Colin Jackson's world record of 7.30 and Robles himself (7.33) had ever run faster, and had it not been for a characteristically slow reaction time (0.196), the Cuban might have broken Jackson's record. Trammell claimed his eighth medal at global championship and a tie of the US record.

First round (First 4 & 4 fastest to semi-finals) (Mar 12)

Heat 1: 1, Oliver 7.60; 2, Kiss 7.65; 3, John 7.70; 4, Deggelt 7.77; 5, Forbes 7.86; 6, long Kim Fai MAC 8.67; 7, Inoke Finau TGA 9.06
Heat 2: 1, Trammell 7.60; 2, Sands 7.75; 3, Brothaerts 7.80; 4, Grabušić 7.80; 5, Ahmad Hazer LIB 8.36; Paulo Villar COL DQ (r162.7)
Heat 3: 1, Borisov 7.74; 2, Schwarzer 7.76; 3, Liu 7.79; 4, Nossmy 7.80; 5, Darien 7.86; 6, Martin Mazáč CZE 7.97
Heat 4: 1, Vivancos 7.67; 2, Wignall 7.71; 3, Svoboda 7.75; 4, Shi 7.83; 5, Capetillo 7.85; Ladji Doucouré FRA DNF
Heat 5: 1, Robles 7.74; 2, Cotto 7.78; 3, Bochenek 7.78; 4, Sedoc 7.79; 5, Lynsha 7.80; 6, Aleksey Dremzin RUS 8.18; Dhirendra Chaudhary NEP DQ (r162.7)

Semi-finals (First 2 & 2 fastest to final) (Mar 14)

Heat 1: 1, Trammell 7.51; 2, Liu 7.68; 3, Dayron Capetillo CUB 7.76; 4, Shamar Sands BAH 7.81; 5, Adrien Deggelt BEL 7.83; 6, Ronald Forbes CAY 7.91; Felipe Vivancos ESP & Alexander John GER DQ (r162.7)
Heat 2: 1, Robles 7.56; 2, Borisov 7.57; 3, Gregory Sedoc NED 7.67; 4, Maksim Lynsha BLR 7.71; 5, Helge Schwarzer GER 7.74; 6, Shi Dongpeng CHN 7.82; 7,

Damien Brothaerts BEL 7.86; 8, Héctor Cotto PUR 8.77

Heat 3: 1, Svoboda 7.80; 2, Oliver 7.61; 3, Wignall 7.62; 4, Kiss 7.64; 5, Philip Nossmy SWE 7.69; 6, Jurica Grabušić CRO 7.81; 7, Dominik Bochenek POL 7.91; Garfield Darien FRA DNS

Istanbul 2012

Final (Mar 11)

1,	Aries Merritt	USA	7.44	0.135
2,	Liu Xiang	CHN	7.49	0.167
3,	Pascal Martinot-Lagarde	FRA	7.53	0.141
4,	Andy Pozzi	GBR	7.58	0.155
5,	Konstantin Shabanov	RUS	7.60	0.202
6,	Emanuele Abate	ITA	7.63	0.155
7,	Lehann Fourie	RSA	7.69	0.147
8,	Artur Noga	POL	7.74	0.157

Merritt was off quickest in the final, followed by Liu and Martinot-Lagarde who were level at the first hurdle. The Frenchman hit that barrier, and was unable to get back on terms with Liu. The Chinese star, in turn, was outgunned the whole way by Merritt, who clocked 7.44. Martinot-Lagarde was a clear third ahead of the surprising Pozzi. "My start was marvellous," said the winner

First round (First 3 & 4 fastest to semi-finals) (Mar 10)

Heat 1: 1, Martinot-Lagarde 7.66; 2, Fourie 7.67; 3, Shabanov 7.72; 4, Dal Molin 7.78; 5, Konstadinos Douvalidis GRE 7.83; 6, long Kim Fai MAC 8.41; 7, Ali Hazer LIB 8.84; Othman Hadj Lazib ALG DQ (r162.7)

Heat 2: 1, Pozzi 7.61; 2, Liu 7.62; 3, Schwarzer 7.72; 4, Baji 7.81; 5, Dominik Bochenek POL 7.85; 6, Ronald Forbes CAY 7.95; 7, Abdulaziz Al Mandeel KUW 7.98; 8, Jorge McFarlane PER 8.16

Heat 3: 1, Abate 7.71; 2, Lynsha 7.81; 3, Quiñónez 7.83; 4, Yevgeniy Borisov RUS 7.88; 5, Eric Keddo JAM 7.96; 6, Shi Dongpeng CHN 8.15; 7, Alexandros Stavrides CYP 8.17

Heat 4: 1, Merritt 7.66; 2, Phillips 7.71; 3, Noga 7.81; 4, Ortega 7.82; 5, Reynolds 7.82; 6, Gregor Traber GER 7.83; 7, Enrique Llanos PUR 9.65; Mensah Elliott GAM DNF

Semi-finals (First 4 to final) (Mar 11)

Heat 1: 1, Liu 7.53; 2, Pozzi 7.56; 3, Abate 7.62; 4, Shabanov 7.67; 5, Maksim Lynsha BLR 7.74; 6, Balázs Baji HUN 7.76; 7, Ben Reynolds IRL 7.80; 8, Jackson Quiñónez ESP 7.82

Heat 2: 1, Martinot-Lagarde 7.60; 2, Merritt 7.65; 3, Fourie 7.65; 4, Noga 7.68; 5, Orlando Ortega CUB 7.71; 6, Helge Schwarzer GER 7.75; 7, Paolo Dal Molin ITA 7.92; Richard Phillips JAM DNS

Sopot 2014

Final (Mar 9)

1,	Omo Osaghae	USA	7.45	0.174
2,	Pascal Martinot-Lagarde	FRA	7.46	0.161
3,	Garfield Darien	FRA	7.47	0.143
4,	Andy Pozzi	GBR	7.53	0.145
5,	Gregor Traber	GER	7.56	0.155
6,	Erik Balnuweit	GER	7.56	0.144
7,	William Sharman	GBR	7.60	0.144
	Andrew Riley	JAM	DNS	

Darien appeared to get the best start followed by Osaghae. Those two and Martinot-Lagarde were level, and at the finish it first looked as if Martinot-Lagarde had muscled though on the run-in to win. He and the American stood and waited for confirmation. The replay answered the questions. Osaghae had won after having run a cleaner race, whereas Martinot-Lagarde knocked over two of the five hurdles, including the last one. The winning margin was one hundredth.

First round (First 3 & 4 fastest to Semi-finals) (Mar 8)

Heat 1: 1, Martinot-Lagarde 7.56; 2, Balnuweit 7.64; 3, Xie 7.74; 4, Al-Mandeeel 7.74; 5, Paolo Dal Molin ITA 7.76; 6, Amir Shaker IRQ 7.96; Rasul Dabó POR DNF

Heat 2: 1, Berger 7.61; 2, Shubenkov 7.62; 3, Riley 7.66; 4, Yordan L. O'Farrill CUB 7.75; 5, Jackson Quiñónez ESP 7.78; 6, Koen Smet NED 7.80; 7, Martin Mazáč CZE 7.90; 8, Eslam Abdelati EGY 8.69

Heat 3: 1, Sharman 7.59; 2, Osaghae 7.61; 3, Bochenek 7.68; 4, Shabanov 7.71; 5, Portilla 7.74; 6, Aliaksandr Linnik BLR 7.79; 7, Héctor Cotto PUR 7.94; 8, Nelson Acebey BOL 8.48

Heat 4: 1, Pozzi 7.56; 2, Darien 7.56; 3, Baji 7.63; 4, Douvalidis 7.65; 5, Traber 7.73; 6, Philip Nossmy SWE 7.92; 7, long Kim Fai MAC 8.34; 8, Michael Herreros GUM 11.08

Semi-finals (First 4 to final) (Mar 9)

Heat 1: 1, Osaghae 7.49; 2, Martinot-Lagarde 7.50; 3, Sharman 7.53; 4, Balnuweit 7.54; 5, Konstadinos Douvalidis GRE 7.62; 6, Balázs Baji HUN 7.63; 7, Konstantin Shabanov RUS 7.67; 8, Xie Wenjun CHN 7.71

Heat 2: 1, Darien 7.52; 2, Pozzi 7.56; 3, Traber 7.58; 4, Riley 7.59; 5, Dominic Berger USA 7.64; 6, Dominik Bochenek POL 7.66; 7, Sergey Shubenkov RUS 7.66; 8, Yohany Portilla CUB 8.03

60 METRES HURDLES

Multiple Medallists:

4	Colin Jackson	GBR	89-2, 93-2, 97-2, 99-1
	Allen Johnson	USA	95-1, 03-1, 04-1, 08-2
3	Liu Xiang	CHN	03-3, 04-2, 08-1, 12-2
	Anier Garcia	CUB	97-1, 01-2, 03-2
	Terrence Trammell	USA	01-1, 06-1, 10-2
2	Stéphane Caristan	FRA	85-1, 87-2
	Igors Kazanovs	URS	89-3, 91-2
	Mark McKoy	CAN	91-3, 93-1
	Tony Dees	USA	93-3, 97-3
	Dayron Robles	CUB	06-2, 10-1
	Pascal Martinot-Lagarde	FRA	12-3, 14-2

Most Finals:

6	Jackson	87-4, 89-2, 93-2, 97-2, 99-1, 03-5
---	---------	------------------------------------

Most Appearances:

7	Carlos Sala	ESP	85-4s2, 87-5h3, 89-4s2, 91-5h1, 93-7h2, 95-4h4, 97-5h3
---	-------------	-----	--

National Placings:

	1	2	3	4	5	6	7	8	Points
USA	10	4	4	3	-	1	-	1	151
GBR	1	3	3	3	1	1	1	-	71
CUB	2	3	-	1	4	1	2	2	67
FRA	1	2	2	1	-	1	-	-	42
GER	-	-	1	2	2	2	1	-	32
CHN	1	2	1	-	-	-	1	-	30
LAT	-	-	1=	1+1=	1	1	-	1	23
URS	-	1	1	-	2	-	-	-	21
RUS	-	-	1=	1	1	-	-	-	14.5
JAM	-	-	1	1=	-	1	-	1	14.5
CAN	1	-	1	-	-	-	-	-	14
ESP	-	1	-	-	-	1	1	-	12
AUT	-	-	-	1	-	1	1	-	10
SWE	-	-	-	1	-	1	1	-	10
RSA	-	-	1	-	-	-	1	1	9
FIN	-	-	-	-	1	1	-	-	7
POL	-	-	-	-	1	-	-	1	5
SVK	-	-	-	-	1	-	-	1	5
ROU	-	-	-	-	-	1	1	-	5
CZE	-	-	-	-	1	-	-	-	4
DOM	-	-	-	-	-	1	-	-	3
ITA	-	-	-	-	-	1	-	-	3
COL	-	-	-	-	-	-	1	-	2
HAI	-	-	-	-	-	-	1	-	2
AUS	-	-	-	-	-	-	-	1	1
BLR	-	-	-	-	-	-	-	1	1
HUN	-	-	-	-	-	-	-	1	1
Totals	16	16	15+2=	14+2=	15	15	12	11	560

High Jump

Paris 1985

Straight Final (Jan 18: Non-championship)

1,	Patrik Sjöberg	SWE	2.32
2,	Javier Sotomayor	CUB	2.30
3,	Othmane Belfaa	ALG	2.27
4,	Valery Sereida	URS	2.24
5,	Carlo Thränhardt	FRG	2.24
6,	Ján Zvara	TCH	2.21
7,	Krzysztof Krawczyk	POL	2.21
8,	Gerd Nagel	FRG	2.21

9, Alain Metellus CN 2.21; 10, Luca Toso ITA 2.21; 11, Cai Shu CHN 2.18; 12, Takao Sakamoto JPN 2.18; 13, Paulo Borghi ITA 2.15; =14, Atsushi Inaoka JPN & Dimitrios Kattis GRE 2.10; 16, Abdullah Al-Shieeb QAT 2.05; 17, Michael Minoudis GRE 2.05; 18, Nalluswamy Annavi IND 2.05; 19, Ezequiel Ortiz PUR 2.05; 20, Mohamed Aghial MAR 2.00; Tarek Saad Al-Farhan KUW NH

The clash between Sjöberg (20) and Sotomayor (17) produced an enthralling contest which was not resolved until the early hours of

January 19. Both jumpers had perfect records up to and including 2.30, with the Swede taking only three jumps to the Cuban's six. At 2.32, only Sjöberg was successful, on his third attempt. He went on to try for a world indoor best of 2.38.

Indianapolis 1987

Final (Mar 7)

1,	Igor Paklin	URS	2.38
2,	Gennadiy Avdyeyenko	URS	2.38
3,	Ján Zvara	TCH	2.34
4,	Javier Sotomayor	CUB	2.32
=5,	Roland Dalhäuser	SUI	2.32
	Sorin Matei	ROU	2.32
7,	Milt Ottey	CAN	2.28
=8,	Dalton Grant	GBR	2.28
	Zhu Jianhua	CHN	2.28

=10, Jim Howard USA & James Lott USA 2.24; Patrik Sjöberg SWE & Carlo Thränhardt FRG NH

Two men who had set world records in the winter of 1987 were sensationally eliminated with no mark. Sjöberg failed three times at 2.32 and Thränhardt had one failure each at 2.32, 2.34 and 2.36.

Apart from Thränhardt, five men attempted 2.36. Only Avdyeyenko and Paklin were successful, and each had a perfect record which was maintained at 2.38. Having failed twice at 2.36, Zvara – already guaranteed the bronze – tried to overtake the Soviets by taking his last attempt at 2.40. He failed, as did the two leaders with all three tries. Paklin (KGZ) and Avdyeyenko (UKR) were then obliged, reluctantly, to contest a jump-off for the gold. Both failed at 2.38. At 2.36, the tie was finally broken by the success of the world outdoor record holder Paklin. He became the first Kyrgyzi athlete to win an IAAF gold medal.

Qualifying round (2.27 or top 12 to final) (Mar 6)

Qualifiers: Matei, Avdyeyenko, Thränhardt, Sjöberg, Ottey, Howard, Sotomayor, Paklin, Zvara, Dalhäuser, Lott, Zhu & Grant 2.24

Non-qualifiers: Eugene Popescu ROU, Andre Schneider-Laub FRG & Takao Sakamoto JPN 2.20; Judex Lefou MRI NH

Budapest 1989

Final (Mar 4)

1,	Javier Sotomayor	CUB	2.43WR
2,	Dietmar Mögenburg	FRG	2.35
3,	Patrik Sjöberg	SWE	2.35
4,	Dalton Grant	GBR	2.35
5,	Carlo Thränhardt	FRG	2.33
6,	Krzysztof Krawczyk	POL	2.28
7,	Jake Jacoby	USA	2.28
8,	Róbert Ruffini	TCH	2.28

=9, Sergey Dymchenko URS & Panayiotis Kontaxakis GRE 2.28; 11, Georgi Dakov BUL 2.25; 12, Jean-Charles Gicquel FRA 2.25; 13, Troy Kemp BAH 2.25; 14, Nick Saunders BER 2.20

A six-hour contest of the highest class in which Dalton Grant's Commonwealth record of 2.35 was insufficient for a medal. Mögenburg and Sjöberg also cleared that height and were ahead of the Briton on countback. None of those three made it at 2.37 whereas world outdoor record holder Sotomayor did, equalling his indoor best.

Mögenburg took his last attempt at 2.39 but failed, leaving Sotomayor to clear a world indoor record 2.43, the same height as the world record outdoors.

Qualifying round (2.23 or top 12 to final) (Mar 3)

Qualifiers: Kontaxakis, Sjöberg, Ruffini, Gicquel, Sotomayor, Mögenburg, Dakov, Krawczyk, Grant, Thränhardt, Kemp, Jacoby, Dymchenko, & Saunders 2.10

Non-qualifier: Thomas McCants USA NH

Seville 1991

Final (Mar 10)

1,	Hollis Conway	USA	2.40
2,	Artur Partyka	POL	2.37

=3,	Javier Sotomayor	CUB	2.31
	Aleksey Yemelin	URS	2.31
5,	Stevan Zorić	YUG	2.31
=6,	Charles Austin	USA	2.31
	Sorin Matei	ROU	2.31
8,	Tim Forsyth	AUS	2.28

9, Arturo Ortiz ESP 2.28; 10, Marino Drake CUB 2.28; 11, Georgi Dakov BUL & Dragutin Topić YUG 2.24; 13, Patrik Sjöberg SWE 2.24; 14, Troy Kemp BAH 2.20; 15, Ian Garrett AUS 2.20

Conway not only won the title but, at 1.83, became the shortest ever man to leap 2.40. Of the seven men in at 2.34, five of these, including defending champion Sotomayor, failed. This left Conway and Partyka to contest the gold. Both went over 2.37, but whereas the Pole brushed the bar heavily, the American had a little to spare. Only Conway went higher, making 2.40 on his second try.

The American went on to take three attempts at 2.44, the last of which closed the second world indoor championships.

Qualifying round (2.27 or top 12 to final) (Mar 9)

Qualifiers: Conway, Drake, Forsyth, Matei, Ortiz, Partyka, Sotomayor, Yemelin, Zorić, Dakov, Topić, Kemp, Sjöberg, Austin & Garrett 2.24

Non-qualifiers: Gustavo Becker ESP & Takahisa Yoshida JPN 2.20; Geoff Parsons GBR & Steve Smith GBR 2.15; Sergey Dymchenko URS 2.10

Toronto 1993

Final (Mar 14)

1,	Javier Sotomayor	CUB	2.41
2,	Patrik Sjöberg	SWE	2.39
3,	Steve Smith	GBR	2.37
=4,	Dalton Grant	GBR	2.34
	Troy Kemp	BAH	2.34
6,	Yuriy Sergiyenko	UKR	2.31
7,	Hendrik Beyer	GER	2.31
8,	Hollis Conway	USA	2.24

=9, Charles Austin USA, Steinar Hoen NOR & Sorin Matei ROU 2.24; 12, Arturo Ortiz ESP 2.24

Just as in the World Indoor Games eight years earlier, Sotomayor and Sjöberg duelled for the gold and silver. Those two plus the two Britons, Smith and Grant, went for 2.39. All failed their first attempt. The Swede succeeded on his second try. Grant had two more failures at 2.39 to finish equal fourth. Sotomayor and Smith opted for 2.41. The Briton went out but the Cuban made it with his last try. It was enough to win as Sjöberg failed at the same height. "It was the best competition ever," said the Swede. "I was proud to be part of it."

Qualifying round (2.27 or top 12 to final) (Mar 13)

Group A qualifiers: Grant & Hoen 2.27

Non-qualifiers: Juha Isolehto FIN & Alex Zaliauskas CAN 2.24; Gustavo Becquer ESP, Roberto Ferrari ITA & Lee Jin-Taek KOR 2.20; Lou Cwee-Peng MAS & Takahiro Kimino JPN 2.15

Group B qualifiers: Matei & Sergiyenko 2.27; Austin, Beyer, Conway, Kemp, Ortiz, Sjöberg, Smith, Sotomayor 2.24

Non-qualifiers: Marino Drake CUB & Rolandas Verkys LTU 2.20

Barcelona 1995

Final (Mar 12)

1,	Javier Sotomayor	CUB	2.38
2,	Lámbros Papakóstas	GRE	2.35
3,	Tony Barton	USA	2.32
4,	Steinar Hoen	NOR	2.32
5,	Ralf Sonn	GER	2.28
6,	Stevan Zorić	YUG	2.28
7,	Steve Smith	USA	2.28
=8,	Dalton Grant	GBR	2.28
	Ettore Ceresoli	ITA	2.28

=10, Håkon Sæmblom NOR & Gilmar Mayo COL 2.24; 12, Toni Riepl GER 2.24; 13, Dimitrios Kokótis GRE 2.20

Sotomayor needed only four jumps – first-time clearances at 2.24, 2.32, 2.35 and 2.38 – to secure his third world title. He went on to

attempt a world record of 2.44 and closed the championships by coming very near on his last try. Papakóstas also excelled. Having won the silver at 2.35 and failed once at 2.38, he made two respectable attempts at 2.41. His was Greece's first world indoor medal.

Qualifying round (2.26 or top 12 to final) (Mar 11)

Group A qualifiers: Mayo, Zorić & Smith USA 2.26; Ceresoli 2.24; Kokótis 2.20

Non-qualifiers: Gustavo Becker ESP 2.20; Ivan Penavic CRO & Hugo Muñoz PER 2.10; Antonio Pazzaglia SMR 2.00; Rubert Charles DMA NM

Group B qualifiers: Grant & Riepl 2.24; Sotomayor, Papakóstas, Sonn, Hoen, Sárnbom, Barton USA 2.20

Non-qualifiers: Brendan Reilly GBR & Cristian Popescu ROU 2.20; Oleg Zhukovskiy BLR 2.15

Paris 1997

Final (Mar 9)

1,	Charles Austin	USA	2.35				
2,	Lámbros Papakóstas	GRE	2.32				
3,	Dragutin Topić	YUG	2.32				
4,	Charles LeFrançois	CAN	2.29				
5,	Wolfgang Kreissig	GER	2.29				
=6,	Steve Smith	GBR	2.25				
	Jarosław Kotewicz	POL	2.25				
=8,	Stefan Holm	SWE	2.25				
	Steinar Hoen	NOR	2.25				
10,	Dalton Grant	GBR	2.25; 11, Arturo Ortiz	ESP	2.25; 12, Didier Dêchonique	FRA	2.20

Austin added the world indoor title to his Olympic crown with a third-time clearance at 2.35. Papakóstas repeated his silver medal from Barcelona.

The qualifying round had been marred by a nasty-looking fall by the Lebanese entrant, Jean-Claude Rabbath, who landed in a gap between the bed and the uprights. After a worrying delay, Rabbath was declared okay.

Qualifying round (2.29 or top 12 to final) (Mar 8)

Group A qualifiers: Austin, Hoen & Smith 2.29; Kreissig, Dêchonique & Ortiz 2.27

Non-qualifiers: Konstantinos Liápis GRE 2.27; Sergey Klyugin RUS 2.24; Kwaku Boateng CAN, Ian Thompson BAH, Konstantin Matusевич ISR, Jan Janku CZE, Vyacheslav Tyrtshnikh UKR & Mark Mandy IRL 2.20; Marko Turban EST 2.15; Lee Jim-Taek KOR 2.10

Group B qualifiers: Holm, LeFrançois, Grant, Papakóstas, Kotewicz & Topić 2.27

Non-qualifiers: Brian Brown USA, Tim Forsyth AUS, Svatoslav Ton CZE 2.24; Ital Margalif ISR 2.20; István Kovács HUN, Gustavo Becker ESP & Shigeki Toyoshima JPN 2.15; Hervé Ndi Ndi FRA & Elvir Krehmić BIH 2.10; Christian Rhoden GER & Jean-Claude Rabbath LIB NH

Maebashi 1999

Straight Final (Mar 7)

1,	Javier Sotomayor	CUB	2.36				
2,	Vyacheslav Voronin	RUS	2.36				
3,	Charles Austin	USA	2.33				
4,	Martin Buss	GER	2.30				
5,	Staffan Strand	SWE	2.25				
=6,	Andrey Sokolovskiy	UKR	2.25				
	Tomás Janku	CZE	2.25				
	Stefan Holm	SWE	2.25				
9,	Elvir Krehmić	BIH	2.25; Shigeki Toyoshima	JPN	& Steve Smith	GBR	NH

Sotomayor showed that he was still the world's number one 10 years after his first world indoor title. He was one of four men successful the first time at 2.30. At 2.33 the Cuban again cleared the first time to maintain his perfect record. Defending champion Austin made it on his second while new Russian star Voronin succeeded with his third try. At 2.36 both Voronin and Sotomayor went clear on their first try, the Cuban with a better clearance. Austin failed once, passed, then failed twice at 2.38, knocking down both the crossbar and an upright. Voronin, behind Sotomayor on countback, also went out at 2.38. The Cuban passed 2.38 before making one attempt at 2.40.

Like all the Maebashi field events, this was a straight final. The IAAF wished to cut qualifying rounds in order to shorten the overall programme of events, so field event qualifying standards had been set correspondingly high.

Lisbon 2001

Straight Final (Mar 11)

1,	Stefan Holm	SWE	2.32										
2,	Andrey Sokolovskiy	UKR	2.29										
3,	Staffan Strand	SWE	2.29										
4,	Nathan Leeper	USA	2.29										
=5,	Javier Sotomayor	CUB	2.25										
	Martin Buss	GER	2.25										
7,	Yaroslav Rybakov	RUS	2.25										
8,	Sergey Dymchenko	UKR	2.25										
9,	Vyacheslav Voronin	RUS	2.25; 10, Andrey Chubusa	BLR	2.20; 11, Charles Austin	USA	2.20; =12, Kwaku Boateng	CAN	& Mark Boswell	CAN	2.20; Konstantin Matusевич	ISR	NH

Sotomayor cleared only one height, 2.25, and so failed in his bid for a seventh medal in his eighth appearance. Four men cleared 2.29 but only one could go higher. Holm, just 1.81 tall, cleared 2.32 the second time to claim his first major championship medal. Following on from Kajsa Bergqvist's win the previous day, Sweden therefore won both high jump titles in Lisbon.

Birmingham 2003

Final (Mar 15)

1,	Stefan Holm	SWE	2.35		
2,	Yaroslav Rybakov	RUS	2.33		
3,	Gennadiy Moroz	BLR	2.30		
4,	Dragutin Topić	YUG	2.30		
5,	Mark Boswell	CAN	2.25		
6,	Tomás Jankú	CZE	2.25		
7,	Staffan Strand	SWE	2.25		
8,	Andrey Sokolovskiy	UKR	2.25		
9,	Jaroslav Bába	CZE	2.25; 10, Charles Austin	USA	2.20

Nine men were in at 2.30, and of these just Holm made it first time. At 2.33 only the Swede and European outdoor Champion Rybakov went clear. Jumping first of the two at 2.35, Holm went over on his second try. The Russian, at 1.98 some 17cm taller than the Swede, failed twice before a last-ditch attempt at 2.37. He failed, so Holm retained his title and went on to try for 2.40.

Qualifying round (2.29 or top 8 to final) (Mar 14)

Group A qualifiers: Moroz 2.29; Jankú & Andrea Bettinelli ITA 2.25

Non-qualifiers: Dalton Grant GBR, Mikhail Tsvetkov RUS & Tora Harris USA 2.20; Germaine Mason JAM NH; Ștefan Vasilache ROU DQ (149) (2.20)

Group B qualifiers: Topić 2.27; Boswell, Bába, Rybakov, Holm, Strand, Sokolovskiy & Austin 2.25 (all qualified)

Budapest 2004

Final (Mar 6)

1,	Stefan Holm	SWE	2.35
2,	Yaroslav Rybakov	RUS	2.32
=3,	Jaroslav Bába	CZE	2.25
	Germaine Mason	JAM	2.25
	Ștefan Vasilache	ROU	2.25
6,	Gennadiy Moroz	BLR	2.25
7,	Andrey Sokolovskiy	UKR	2.25
8,	Adrian O'Dwyer	IRL	2.25
9,	Jamie Nieto	USA	2.20

Nine men leapt 2.27 to qualify, but only two of those were to scale 2.29 in the final meaning that positions 3-8 were filled with performances of 2.25, with three men sharing the bronze at that height. One of them, Mason, may well have gone higher but injured himself on his second attempt and needed to be taken to hospital.

The gold was again contested between Holm and Rybakov. The taller Russian fell behind because he needed three goes at 2.29 while Holm went over the first time. At 2.32 both went clear straight away. At 2.35 first the Russian failed again, then Holm maintained his perfect record to win a third title in succession.

Qualifying round (2.30 or top 8 to final) (Mar 5)

Qualifiers: Mason, Vasilache, Rybakov, Holm, Moroz, Bába, Nieto 2.27; Sokolovskiy 2.27; O'Dwyer 2.27

Non-qualifiers: Oskari Frösén FIN, László Boros HUN, Sergey Klyugin RUS, Rozle Prezelj SLO, Tora Harris USA & Andrea Bettinelli ITA 2.24; Tomás Janku CZE & Joan Charmant FRA 2.20

Moscow 2006

Final (Mar 11)

1,	Yaroslav Rybakov	RUS	2.37
2,	Andrey Tereshin	RUS	2.35
3,	Linus Thörnblad	SWE	2.33
4,	Victor Moya	CUB	2.30
5,	Stefan Holm	SWE	2.30
6,	Andriy Sokolovskiy	UKR	2.26
7,	Giulio Ciotti	ITA	2.26
8,	Robert Wolski	POL	2.22

The qualifying height was 2.30, though 2.24 was all that was necessary for the eight-man final after only six men could clear 2.27. Of the five men to clear 2.30 in the final, only three-time winner Holm lacked a perfect record, and both Holm and Moya took one jump at 2.33 and two at 2.35, after both Rybakov and Thörnblad cleared 2.33 first time. Rybakov then sailed over 2.35 on his first jump, with only Tereshin on his final attempt able to match him. The silver medallist from the previous two championships then made a soaring clearance at 2.37 on his second try, before three failures at 2.41.

Qualifying round (2.30 or top 8 to final) (Mar 10)

Qualifiers: Rybakov, Sokolovskiy, Holm, Tereshin, Moya & Thörnblad 2.27; Ciotti & Wolski 2.24

Non-qualifiers: Ramsay Carelse RSA, Tora Harris USA, Nicola Ciotti ITA, Wojciech Theiner POL, Tomás Janku CZE & Mustapha Raïfak FRA 2.24; Svatoslav Ton CZE 2.20; Adam Shunk USA & Roman Fricke GER 2.15

Valencia 2008

Final (Mar 8)

1,	Stefan Holm	SWE	2.36
2,	Yaroslav Rybakov	RUS	2.34
=3,	Kyriakos Ioannou	CYP	2.30
	Andra Manson	USA	2.30
5,	Victor Moya	CUB	2.27
=6,	Jesse Williams	USA	2.27
	Dragutin Topić	SRB	2.27
8,	Michael Mason	CAN	2.27
9,	Jaroslav Bába	CZE	2.23

Half of the previous 12 medals available in the championships since 2001 had fallen to Rybakov and Holm. The two men were the only remaining jumpers after 2.32 had been breached. Rybakov was leading by dint of Holm's two failures at 2.30. Both men had a failure at 2.34, and Rybakov, jumping first, then cleared easily on his second attempt. Holm passed to 2.36 and took the lead with a first-time clearance. Rybakov, who had jumped 2.38 at the Russian championships, then had two unsuccessful cracks at that height. Holm ended his fourth championship win with two failures at 2.41. This was Holm's 46th win against Rybakov in a series which would end 49-25 in the Swede's favour by the time he retired at the end of 2008.

Qualifying round (2.30 or top 8 to final) (Mar 7)

Qualifiers: Holm, Manson, Moya, Ioannou, Rybakov, Williams, Bába, Topić & Mason 2.27

Non-qualifiers: Dmytro Demyanyuk UKR, Andrey Tereshin RUS, Samson Oni GBR 2.24; Sergey Zasimovich KAZ & Javier Bermejo ESP 2.20; Gerardo Martínez MEX, Filippo Campioli ITA & Naoyuki Daigo JPN 2.15

Doha 2010

Final (Mar 14)

1,	Ivan Ukhov	RUS	2.36
2,	Yaroslav Rybakov	RUS	2.31
3,	Dusty Jonas	USA	2.31
4,	Kyriakos Ioannou	CYP	2.28
5,	Jesse Williams	USA	2.28
6,	Kabelo Kgosiemang	BOT	2.28
7,	Samson Oni	GBR	2.24
8,	Martin Günther	GER	2.24

Ukhov came into the competition as the world leader with 2.38. He duly won after being immaculate to 2.36, having just one failure (at 2.28) and five clearances, before taking a couple of cracks at 2.41. Behind him Rybakov won his fifth medal in the championships (his tenth global championship medal indoors and out), edging Jonas as both cleared 2.31. The low overall standard in the event was demonstrated by the fact that only once had such a low height managed to win silver in the previous 25 years.

Qualifying round (2.31 or top 8 to final) (Mar 12)

Qualifiers: Ukhov & Rybakov 2.29; Oni, Williams, Günther, Kgosiemang, Ioannou & Jonas 2.26

Non-qualifiers: Tom Parsons GBR & Yuriy Krymareno UKR 2.26; Trevor Barry BAH, Jaroslav Bába CZE, Osku Torro FIN & Mutaz Essa Barshim QAT 2.23; Donald Thomas BAH 2.18; Zhang Shufeng CHN, Sergey Zasimovich KAZ & Dmytro Demyanyuk UKR NH

Istanbul 2012

Final (Mar 11)

1,	Dimitrios Hondrokoúkis	GRE	2.33
2,	Andrey Silnov	RUS	2.33
3,	Ivan Ukhov	RUS	2.31
=4,	Zhang Guowei	CHN	2.31
	Konstadinos Baniótiis	GRE	2.31
=6,	Robbie Grabarz	GBR	2.31
	Jesse Williams	USA	2.31
8,	Trevor Barry	BAH	2.31
=9,	Raúl Spank GER & Mutaz Essa Barshim QAT		2.28

The winner was expected to be one of the four men who had jumped 2.34 or better earlier in the winter – Barshim, Silnov, Ukhov or Grabarz. Barshim was the first to fall, ending up equal ninth with 2.28. Eight men jumped higher, with Ukhov the only to clear 2.31 at the first attempt. At 2.33 Hondrokoúkis, who had already set a personal best at 2.31, then made 2.33 first time. Only Olympic Champion Silnov could negotiate 2.33, so the Greek won on countback. The disappointing postscript to the event is that Hondrokoúkis failed a doping test the following July, and was subsequently suspended for two years.

Qualifying round (2.32 or top 8 to final) (Mar 10)

Qualifiers: Spank, Hondrokoúkis, Barshim, Zhang, Barry, Grabarz, Williams, Ukhov, Silnov & Baniótiis 2.29

Non-qualifiers: Viktor Ninov BUL & Majed El Dein Ghazal SYR 2.26; Jaroslav Bába CZE, Samson Oni GBR, Donald Thomas BAH, Silvano Chesani ITA, Mihai Donișan ROU, Andriy Protsenko UKR & Diego Ferrin ECU 2.22

Sopot 2014

Final (Mar 9)

1,	Mutaz Essa Barshim	QAT	2.38
2,	Ivan Ukhov	RUS	2.38
3,	Andriy Protsenko	UKR	2.36
4,	Erik Kynard	USA	2.34
5,	Daniyil Tsyplakov	RUS	2.32
6,	Marco Fassinotti	ITA	2.29
7,	Zhang Guowei	CHN	2.29
8,	Michael Mason	CAN	2.25

Ukhov was one of the very best world athletes of the year going into Sopot. He'd had a fabulous unbeaten indoor season culminating with a

European record equalling 2.42 in Prague. He came up with another terrific performance in Sopot, but it was not quite enough for gold.

Five men attempted 2.34. Three of those made it first time, Barshim, Kynard and Ukhov in that order. Tsyplakov and Protsenko failed once then tried for 2.36, which only the Ukrainian succeeded. In the meantime the Qatari also cleared 2.36, Kynard failed, and Ukhov passed. Barshim consolidated his lead with another first timer at the Asian record of 2.38, though he did rattle the bar. Ukhov could have joined him, but failed with his first attempt. So did everyone else, until Ukhov guaranteed silver with his third try. At 2.40, both he and Barshim were eliminated. Five men at 2.32 or better was the best depth since 1987.

Qualifying round (2.31 or top 8 to final) (Mar 8)

Qualifiers: Protsenko, Tsyplakov, Mason, Barshim, Zhang & Kynard 2.28; Fassinotti & Ukhov 2.25

Non-qualifiers: Mihal Donisan ROU, Wang Yu CHN, Robbie Grabarz GBR & Tom Parsons GBR 2.25; Dusty Jonas USA, Ali Mohamed Younes Idris SUD & Ryan Ingraham BAH 2.21; Donald Thomas BAH & Arturo Chávez PER NH

HIGH JUMP

Multiple Medalists:

6	Javier Sotomayor	CUB	85-2, 89-1, 91-3=, 93-1, 95-1, 99-1
5	Yaroslav Rybakov	RUS	03-2, 04-2, 06-1, 08-2, 10-2
4	Stefan Holm	SWE	01-1, 03-1, 04-1, 08-1
3	Patrik Sjöberg	SWE	85-1, 89-3, 93-2
	Ivan Ukhov	RUS	10-1, 12-3, 14-2
2	Lámbros Papakóstas	GRE	95-2, 97-2
	Charles Austin	USA	97-1, 99-3

Most Finals / Appearances:

8	Sotomayor	85-2, 87-4, 89-1, 91-3=, 93-1, 95-1, 99-1, 01-5=
---	-----------	--

National Placings:

	1	2	3	4	5	6	7	8	Points
RUS	2	8	1	-	1	-	1	-	84
SWE	5	1	3	-	2	1=	1	1=	77.5
USA	2	-	3+1=	2	1	3=	2	1	66
CUB	4	1	1=	2	1+1=	-	-	-	62
GER	-	1	-	1	4+1=	-	1	2	35.5
GRE	1	2	-	1=	-	-	-	-	28.5
URS	1	1	1=	1	-	-	-	-	25.5
UKR	-	1	1	-	-	2+1=	1	2	25
GBR	-	-	1	1+1=	-	2=	1	1+1=	24
YUG	-	-	1	1	1	1	-	-	18
POL	-	-	-	-	-	1+1=	1	1	15.5
CAN	-	-	-	1	1	-	1	2	13
CYP	-	-	1=	1	-	-	-	-	10.5
ROU	-	-	-	1=	1=	1=	-	-	10.5
TCH	-	-	1	-	-	1	-	1	10
CZE	-	-	-	1=	-	1+1=	-	-	9.5
BLR	-	-	1	-	-	1	-	-	9
QAT	1	-	-	-	-	-	-	-	8
CHN	-	-	-	1=	-	-	1	1=	7
ALG	-	-	1	-	-	-	-	-	6
JAM	-	-	1	-	-	-	-	-	6
BAH	-	-	-	1=	-	-	-	1	5.5
NOR	-	-	-	1	-	-	-	1=	5.5
ITA	-	-	-	-	-	1	1	-	5
SUI	-	-	-	-	1=	-	-	-	3.5
BOT	-	-	-	-	-	1	-	-	3
SRB	-	-	-	-	-	1=	-	-	2.5
AUS	-	-	-	-	-	-	-	1	1
IRL	-	-	-	-	-	-	-	1	1
Totals	16	16	14+4=	11+6=	11+4=	9+11=	11	13+4=	576

Pole Vault

Paris 1985

Straight Final (Jan 19: Non-championship)

1,	Sergey Bubka	URS	5.75
2,	Thierry Vigneron	FRA	5.70
3,	Vasily Bubka	URS	5.60
=4,	Marian Kolasa	POL	5.50
	Patrick Abada	FRA	5.50
6,	Alberto Ruiz	ESP	5.50
7,	Mariusz Klimczyk	POL	5.50
=8,	Kimmo Pallonen	FIN	5.40
	Joe Dial	USA	5.40

10, František Jansa TCH 5.20; 11, Timmo Kuusisto FIN 5.20; 12, Chen Guomin CHN 5.20; =13, Zdenek Lubensky TCH & Keith Stock GBR 5.00; =15, Hermann Fehringer AUT & Daniel Aebischer SUI 5.00; Stanimir Penchev BUL NH

Five hours into the contest, Vigneron delighted the crowd with a first-time success at 5.70. Both Vasily and Sergey Bubka – recovering from a cold – had failed once at this height.

The Bubkas chose to take their remaining tries at 5.75. Sergey – world outdoor record holder at 5.91 – had a fine clearance while his older brother Vasily went out. This was enough to win because the competition, and the Games, ended after midnight with three failures by Vigneron at 5.80 then Bubka at 5.86.

Indianapolis 1987

Straight Final (Mar 8)

1,	Sergey Bubka	URS	5.85
2,	Earl Bell	USA	5.80
3,	Thierry Vigneron	FRA	5.80
4,	Ferenc Salbert	FRA	5.80
5,	Marian Kolasa	POL	5.75
6,	Atanas Tarev	BUL	5.70
7,	Nikolay Nikolov	BUL	5.60
8,	Doug Lytle	USA	5.60
9,	Rodion Gataullin	URS 5.60; 10, Gianni Stecchi	ITA 5.50; 11, Javier Garcia
		ESP 5.40; 12, Liang Xueren	CHN 5.40; =13, Herman Fehringer
		AUT & Asko Peltoniemi	FIN 5.30; Antonio Montepaque
		GUA	NH

Bubka opened successfully at 5.65. At that time, seven other vaulters were still in contention. The world outdoor champion passed at 5.70, 5.75 and 5.80, a height cleared by three men – Bell, Vigneron and Salbert. Bubka came in again at 5.85, and a second-time clearance put him into the lead. He stayed there as his three rivals all failed at various efforts at 5.85 or 5.90.

Budapest 1989

Final (Mar 4)

1,	Rodion Gataullin	URS	5.85
2,	Grigoriy Yegorov	URS	5.80
3,	Joe Dial	USA	5.70
4,	Mirosław Chmara	POL	5.60
5,	Bernhard Zintl	FRG	5.60
6,	István Bagyula	HUN	5.50
7,	Alberto Ruiz	ESP	5.50
8,	Javier García	ESP	5.50
9,	Asko Peltoniemi	FIN 5.40; 10, Peter Widén	SWE 5.40; 11, Atanas Tarev
		5.40; 12, Delko Lesev	BUL 5.30; Billy Olson
		USA & Hermann Fehringer	AUT NH

The three medalists emerged at 5.70, the height at which Gataullin entered the competition. Dial only made it on his third attempt, when the two Soviets went clear the first time. The American went out at 5.75. Gataullin passed while Yegorov cleared 5.80, then regained the lead by clearing 5.85. Yegorov failed twice at that height and once at 5.90, leaving his compatriot to bid for a world record of 6.04.

Qualifying round (5.45 or top 12 to final) (Mar 3)

Qualifiers: Gataullin, Olson, Dial & Yegorov 5.45; Garcia & Ruiz 5.40; Peltoniemi, Lesev, Zintl, Tarev, Widén, Bagyula, Fehringer & Chmara 5.30

Non-qualifiers: Harri Palola FIN & Doug Wood CAN NH

Seville 1991

Final (Mar 9)

1,	Sergey Bubka	URS	6.00
2,	Viktor Ryzhenkov	URS	5.80
3,	Ferenc Salbert	FRA	5.70
4,	Kory Tarpenning	USA	5.70
5,	Hermann Fehringer	AUT	5.70
6,	Peter Widén	SWE	5.60
7,	Javier García	ESP	5.60
8,	Bernhard Zintl	GER	5.50

9, Scott Huffman USA 5.50; =10, Mirosław Chmura POL & Delko Lesev BUL 5.50; 12, Jean Galfione FRA 5.40; 13, Asko Peltoniemi FIN 5.40; Kim Chul-Kyun KOR NH

Bubka became the first man to win three world indoor titles with brilliant clearances at both 5.70 and 5.86. Virtually all the 4000-strong crowd waited as the Ukrainian went higher after all the evening's other events had finished. He made 6.00 on his second try, the first ever six-metre vault in an international championship. He missed three times at 6.10.

Toronto 1993

Final (Mar 13)

1,	Rodion Gataullin	RUS	5.90
2,	Grigoriy Yegorov	KAZ	5.80
3,	Jean Galfione	FRA	5.80
4,	Igor Trandekov	RUS	5.80
5,	Jani Lehtonen	FIN	5.65
6,	Werner Holl	GER	5.65
7,	Andrea Pegoraro	ITA	5.65
8,	Greg West	USA	5.60

9, Igor Potapovich KAZ 5.50; =10, Javier García ESP, Daniel Martí ESP 5.50; 12, Tim McMichael USA 5.40; 13, Danny Krasnov ISR 5.40; Valeriy Bukreyev EST NH (5.50); Thierry Vigneron FRA NH (5.60)

A duplication of 1989, with Gataullin (now Russia) winning from Yegorov (Kazakhstan). The Russian won with his first-time clearance at 5.90. Yegorov failed at that height once and 5.95 twice.

Qualifying round (5.50 or top 12 to final) (Mar 12)

Group A qualifiers: Lehtonen, Martí, Holl, Krasnov, McMichael & Pegoraro 5.50
Non-qualifiers: Edgar Diaz PUR 5.40; Heikki Vääräniemi FIN, Laurens Loojje NED & Doug Wood CAN 5.30

Group B qualifiers: Galfione, Potapovich, Trandekov, West, Yegorov, Gataullin, Vigneron, Bukreyev & García 5.50

Non-qualifiers: Simon Arkell AUS & Peter Widén SWE 5.30

Barcelona 1995

Final (Mar 11)

1,	Sergey Bubka	UKR	5.90
2,	Igor Potapovich	KAZ	5.80
=3,	Okkert Brits	RSA	5.75
	Andrei Tiwontchik	GER	5.75
=5,	Nick Hysong	USA	5.70
	José Manuel Arcos	ESP	5.70
=7,	Javier García	ESP	5.60
	Maksim Tarasov	RUS	5.60

9, Khristos Palakis GRE 5.60; =10, Patrik Stenlund SWE & Petri Peltoniemi FIN 5.50; Valeriy Bukreyev EST & Tim Bright USA NH

Bubka notched up his fourth world indoor win, needing only three vaults in the final. He tried for 6.05. Bronze medalist Brits, who vaulted 5.91 outdoors just before the championships, was competing indoors for the first time.

Qualifying round (5.65 or top 12 to final) (Mar 10)

Group A qualifiers: Palakis 5.65; Peltoniemi & García 5.60

Non-qualifiers: Danny Krasnov ISR; Dmitriy Markov BLR & Nuno Fernandes POR 5.60; Alain Andji FRA, Domitien Mestre BEL, Jean-Michel Godard FRA, Krzysztof Kusiak POL & Konstantinos Tsatalos GRE 5.30; Gianni Iapichino ITA & Trond Barthel NOR NH

Group B qualifiers: Stenlund, Bubka, Hysong, Brits, Potapovich, Arcos, Tarasov, Tiwontchik, Bright & Bukreyev 5.65

Non-qualifiers: István Bagyula HUN 5.60; Tim Lobinger GER & Martin Voss DEN 5.50; Vadim Strogalyov RUS & Jan Netscher CZE 5.30; Peter Widén SWE NH

Paris 1997

Final (Mar 8)

1,	Igor Potapovich	KAZ	5.90
2,	Lawrence Johnson	USA	5.85
3,	Maksim Tarasov	RUS	5.80

4,	Riaan Botha	RSA	5.75
5,	Tim Lobinger	GER	5.75
6,	Okkert Brits	RSA	5.65
7,	Trond Barthel	NOR	5.65
=8,	Michael Stolle	GER	5.55
	Javier García	ESP	5.55

10, Martin Eriksson SWE 5.55; 11, Alain Andji FRA 5.40; Bill Deering USA NH

A second-time clearance at 5.85 seemed to have sealed victory for Johnson. The other three men in failed with their remaining attempts at the height. The last of these, Potapovich, gambled and took his final try at 5.90, a personal best. Failure would have meant fifth place for the Kazak, but he produced a beautiful vault, not even touching the bar.

After failing once at 5.90, Johnson unsuccessfully attempted 5.95. Potapovich, now guaranteed a gold, tried twice for 6.00 before retiring from the competition.

Qualifying round (5.70 or top 12 to final) (Mar 7)

Group A qualifiers: Botha & Lobinger 5.70; Potapovich & Barthel 5.65

Non-qualifiers: Vadim Strogalyov RUS, Marten Ulvsbäck SWE & Martin Voss DEN 5.55; Montxu Miranda ESP, Andrea Giannini ITA & Sergey Fomenko UKR 5.30; Konstantin Semyonov ISR NH; Hristos Pallakis GRE DNS

Group B qualifiers: Brits, Tarasov & Andji 5.65; Deering, Johnson, García, Stolle & Eriksson 5.55

Non-qualifiers: István Bagyula HUN 5.45; Edgar Diaz PUR 5.30; Fabio Pizzolato ITA 5.30; Kersley Gardenne MRI & Danny Krasnov ISR NH

Maebashi 1999

Straight Final (Mar 6)

1,	Jean Galfione	FRA	6.00
2,	Jeff Hartwig	USA	5.95
3,	Danny Ecker	GER	5.85
=4,	José Manuel Arcos	ESP	5.70
	Igor Potapovich	KAZ	5.70
=6,	Andrei Tiwontchik	GER	5.70
	Romain Mesnil	FRA	5.70
8,	Nick Hysong	USA	5.50

Nick Buckfield GBR & Fumiaki Kobayashi JPN NH

Galfione became only the fourth man to vault six metres, but not without controversy. Four men were still in at 5.85 – Ecker, Galfione, defending champion Potapovich and Hartwig. Ecker went over first time, Galfione and Hartwig on their third while Potapovich passed.

At 5.90, Hartwig came up with a beautiful effort cleanly over the crossbar. Ecker was eliminated, while the Frenchman and Kazak failed twice. Potapovich passed his remaining vault but Galfione made it. At 5.95 Galfione and Potapovich failed before Hartwig produced another beauty to break his own North American record.

At six metres the two principals failed on the first attempt. With his second Galfione went over, but the slow-motion video replay appeared to show him twice touching the bar with his hand, pictures which drew whistles and boos from some of the crowd. Note that under IAAF rule 172.6.d " ... it is illegal if an athlete replaced deliberately with his hands or fingers a bar which is about to fall off the supports."

It was announced that the clearance had been ruled invalid, and the computer system briefly reflected this, showing Hartwig as the winner. However, this was a mistake. One of the international technical officials had simply queried the clearance and brought it to the attention of the event referee, who felt there had been nothing wrong with the vault. There was no official protest.

"The important thing," confirmed IAAF General Secretary István Gyulai, "is that the vaulters knew what was going on all the time. Hartwig did not go into his vaults [at 6.00] thinking he was the winner." Hartwig failed three times at 6.00 before Galfione did the same at 6.05.

Lisbon 2001

Straight Final (Mar 10)

1,	Lawrence Johnson	USA	5.95
2,	Tye Harvey	USA	5.90

3,	Romain Mesnil	FRA	5.85
4,	Alex Averbukh	ISR	5.70
5,	Pavel Gerasimov	RUS	5.70
6,	Montxu Miranda	ESP	5.70
7,	Okkert Brits	RSA	5.60
8,	Stepán Janáček	CZE	5.60
=9,	Michael Stolle & Nuno Fernandes	POR	5.45

At the previous weekend's US Indoor Championships, Johnson had set a national record of 5.96. In Lisbon, he started confidently with a first-time success at his opening height of 5.70. He passed 5.80, a height which only Mesnil and Harvey cleared. At 5.85, Averbukh and Miranda both went out, having gambled after two earlier failures at 5.80. Mesnil and Johnson each went clear first time. Harvey failed twice, but was assured a medal. For his third attempt, the second-string American went for 5.90. He made it, whereas Mesnil failed once and Johnson passed again. The Frenchman allowed the bar to be raised to 5.95 for his second and third attempts. He missed both, and the two Americans also failed on their first two tries. If Johnson were to fail a third time, the gold would be Harvey's. In fact, he just made it, whereas Harvey failed. The US therefore claimed a 1-2.

Birmingham 2003

Final (Mar 15)

1,	Tim Lobinger	GER	5.80
2,	Michael Stolle	GER	5.75
3,	Rens Blom	NED	5.75
4,	Vasiliy Gorshkov	RUS	5.70
5,	Derek Miles	USA	5.70
6,	Viktor Chistiakov	AUS	5.60
7,	Romain Mesnil	FRA	5.60
8,	Giuseppe Gibilisco	ITA	5.40

The experienced Lobinger won his first world title with no failures, either in the qualifying round or at 5.60, 5.75 or 5.80 in the final. Two other men attempted 5.80, Blom and Stolle, but each retired. Blom had set a Dutch record at 5.75, then had to stop after two goes at 5.80 with injury. Stolle missed once at 5.80 then tried for 5.85, only to injure himself with an awkward landing. Lobinger came very near to clearing 5.85 on his last attempt.

Qualifying round (5.65 or top 8 to final) (Mar 14)

Group A qualifier: Chistiakov 5.60

Non-qualifiers: Patrik Kristiansson SWE 5.60; Alex Averbukh ISR 5.40; Paul Burgess AUS, Okkert Brits RSA, Dmitriy Kuptsov RUS & Oscar Janson SWE NH

Group B qualifiers: Mesnil, Lobinger, Blom, Gorshkov, Gibilisco, Miles & Stolle 5.65

Non-qualifiers: Adam Ptáček CZE 5.55; Stepán Janáček CZE & Jeremy Scott USA 5.55; Piotr Buciariski DEN 5.40

Budapest 2004

Final (Mar 7)

1,	Igor Pavlov	RUS	5.80
2,	Adam Ptáček	CZE	5.70
3,	Denys Yurchenko	UKR	5.70
4,	Patrik Kristiansson	SWE	5.70
5,	Tim Lobinger	GER	5.70
6,	Giuseppe Gibilisco	ITA	5.60
7,	Romain Mesnil	FRA	5.60
	Rens Blom	NED	NH

The qualifying standard was unprecedented with 13 men at 5.65 or better and the 1995 bronze medallists Brits finding 5.70 insufficient for a place in the eight-man final. Pavlov, the only man to clear the automatic qualifying height of 5.75, was dominant in the final, clearing 5.80 on his first attempt then coming close to 5.85. No-one else got higher than 5.70 though Yurchenko was near to 5.80.

Qualifying round (5.75 or top 8 to final) (Mar 6)

Group A qualifiers: Pavlov 5.75; Ptáček, Lobinger & Yurchenko 5.70

Non-qualifiers: Dmitri Markov AUS, Oscar Janson SWE 5.65; Alex Averbukh ISR, Daichi Sawano JPN, Jeff Hartwig USA 5.55; Ilan Eftremov BUL & Jerome Clavier FRA 5.45; Kim Yoo-Suk KOR NH

Group B qualifiers: Blom, Gibilisco, Mesnil, Kristiansson 5.70

Non-qualifiers: Okkert Brits RSA 5.70; Aleksandr Korchmyd UKR, Björn Otto GER & Toby Stevenson USA 5.55; Piotr Buciariski DEN, Pavel Gerasimov RUS & Paul Burgess AUS 5.45; Matti Mononen FIN 5.30

Moscow 2006

Final (Mar 12)

1,	Brad Walker	USA	5.80
2,	Alhaji Jeng	SWE	5.70
3,	Tim Lobinger	GER	5.60
=4,	Alex Averbukh	ISR	5.50
	Fabian Schulze	GER	5.50
	Giovanni Lanaro	MEX	5.50
	Denys Yurchenko	UKR	NH
	Jeff Hartwig	USA	NH

After 10 men cleared 5.65 in the qualifying round – including two who were eliminated after not clearing that height first time – just three were able to jump as high as 5.60 in the final. Until he made his last-ditch clearance at 5.80, Walker trailed Jeng, the Swede of Gambian extraction, who had reached 5.80 without a miss. For the third time in a row 5.80 had been the winning height (only Bubka's winning height in 1985 was lower), while the 5.60 jumped by 2003 winner Lobinger was the lowest-ever height for the bronze medal.

Qualifying round (5.70 or top 8 to final) (Mar 11)

Qualifiers: Hartwig, Walker, Yurchenko & Averbukh 5.70; Lobinger, Schulze, Lanaro, Jeng 5.65

Non-Qualifiers: Daichi Sawano JPN & Przemyslaw Czerwinski POL 5.65; Kevin Rans BEL 5.60; Igor Pavlov RUS & Dmitry Starodubtsev RUS 5.55; Jérôme Clavier FRA, Maksym Mazuryk UKR, Spas Bukhalov BUL & Laurens Looije NED 5.45; Romain Mesnil FRA, Giuseppe Gibilisco ITA & Liu Feiliang CHN NH

Valencia 2008

Final (Mar 9)

1,	Yevgeniy Lukyanenko	RUS	5.90
2,	Brad Walker	USA	5.85
3,	Steven Hooker	AUS	5.80
4,	Jérôme Clavier	FRA	5.75
5,	Tim Lobinger	GER	5.70
6,	Maksym Mazuryk	UKR	5.70
7,	Alhaji Jeng	SWE	5.70
8,	Derek Miles	USA	5.60

Seven men cleared 5.70 in the qualifying round, with Jeng the only man with a 5.65 clearance to qualify. Favourites to battle out for the gold medal were the indoor leader Lukyanenko (5.85), and Hooker, who had cleared 6.00 outdoors in January. By the time the bar was raised to 5.85 in the final two of the medallists had been determined, as both Lukyanenko and Hooker had no misses through 5.80. Clavier was in third place, thanks to his 5.75 clearance. Reigning champion Walker then set an indoor personal best of 5.85 to move into the lead. Lukyanenko responded with a second time clearance, while Hooker missed once, then moved up to 5.90, which he also failed. Meanwhile Lukyanenko cleared 5.90 first time to take the gold medal. Former champion Lobinger was fifth, which along with Thomas Blaschek in the 60m hurdles was the best position achieved by a German in Valencia.

Qualifying round (5.70 or top 8 to final) (Mar 8)

Qualifiers: Lobinger, Walker, Clavier, Miles, Hooker, Mazuryk & Lukyanenko 5.70; Jeng 5.65

Non-qualifiers: Giovanni Lanaro MEX & Daichi Sawano JPN 5.65; Pavel Gerasimov RUS, Liu Feiliang CHN & Renaud Lavillenie FRA 5.55; Leonid Andreyev UZB, Steven Lewis GBR & Denys Yurchenko UKR 5.35; Fábio Gomes da Silva BRA, Fabian Schulze GER, Jesper Fritz SWE, Spas Bukhalov BUL NH

Doha 2010

Final (Mar 13)

1,	Steven Hooker	AUS	6.01
2,	Malte Mohr	GER	5.70
3,	Alexander Straub	GER	5.65
=4,	Konstadinos Filippidis	GRE	5.65
	Derek Miles	USA	5.65
=6,	Michal Balner	CZE	5.45
	Steven Lewis	GBR	5.45
	Dmitry Starodubtsev	RUS	5.45
9,	Lukasz Michalski	POL	5.45

A height of 5.70, reached by 15 of the entrants, was not required to make the final, as just nine men made 5.60. Two 5.80+ men – Lavillenie and Czerwinski – were among the non-qualifiers. Hooker – the Olympic, World and Commonwealth Champion – had a habit of winning titles in dramatic fashion, but here required just one jump at 5.70 to ensure victory. He then cleared 5.80 first time, and then broke the championship record with his final attempt at 6.01, which was cleared without touching. He went on to attempt an outright world record of 6.16. Hooker's winning margin of 31cm was the biggest in any global championship since Frank Foss's Olympic win by 39cm in 1920.

Qualifying round (5.75 or top 8 to final) (Mar 12)

Qualifiers: Hooker, Balner, Filippidis, Miles, Mohr, Starodubtsev, Straub, Michalski & Lewis 5.60

Non-qualifiers: Renaud Lavillenie FRA, Giuseppe Gibilisco ITA, Kim Yoo-Suk KOR, Aleksandr Griplik RUS, Maksym Mazuryk UKR & Tim Mack USA 5.45; Yang Yansheng CHN, Spas Bukhalov BUL & Damiel Dossévi FRA 5.30; Kevin Rans BEL DQ (r40.9) (5.45)

Istanbul 2012

Straight Final (Mar 10)

1,	Renaud Lavillenie	FRA	5.95
2,	Björn Otto	GER	5.80
3,	Brad Walker	USA	5.80
4,	Malte Mohr	GER	5.75
=5,	Lázaro Borges	CUB	5.70
	Steven Lewis	GBR	5.70
7,	Konstadinos Filippidis	GRE	5.70
8,	Romain Mesnil	FRA	5.50
9,	Dmitry Starodubtsev	RUS	5.50; Scott Roth USA NH

A six metre vaulter since 2009, Lavillenie's best performance at global level had been in winning successive bronzes at the outdoor World Championships. Here, despite missing weeks of training because of broken bones in his hand, Lavillenie won his first world title. His second-attempt success at 5.80 would have ultimately been enough for gold, but then he was successful at 5.85, 5.90 and 5.95. Otto edged Walker on countback at 5.80, with the 1.92m tall Mohr fourth.

Sopot 2014

Straight Final (Mar 8)

1,	Konstadinos Filippidis	GRE	5.80
2,	Malte Mohr	GER	5.80
3,	Jan Kudlička	CZE	5.80
4,	Thiago Braz	BRA	5.75
5,	Xue Changrui	CHN	5.75
6,	Robert Sobera	POL	5.65
7,	Augusto Dutra	BRA	5.65
8,	Luke Cutts	GBR	5.65
9,	Yang Yancheng CHN 5.55; 10, Jérôme Clavier FRA 5.55; 11, Kévin Menaldo FRA 5.55; 12, Paweł Wojciechowski POL 5.40		

Istanbul winner Renaud Lavillenie had broken the world record with 6.16 at Donyetsk the previous month, but then cut his left heel when landing on the runway after an experimental attempt at 6.21. Even

without him in Sopot, the standard was excellent with five men over 5.75. At 5.80, Filippidis went first and cleared on his first attempt, cleanly. That won him the gold, because the only other men to succeed at that height did so on their second and third attempts.

POLE VAULT

Multiple Medalists:

4	Sergey Bubka	URS/UKR	85-1, 87-1, 91-1, 95-1
3	Brad Walker	USA	06-1, 08-2, 12-3
2	Thierry Vigneron	FRA	85-2, 87-3
	Rodion Gataulin	URS/RUS	89-1, 93-1
	Grigoriy Yegorov	URS/KAZ	89-2, 93-2
	Jean Galfione	FRA	93-3, 99-1
	Igor Potapovich	KAZ	95-2, 97-1
	Lawrence Johnson	USA	97-2, 01-1
	Tim Lobinger	GER	03-1, 06-3
	Steve Hooker	AUS	08-3, 10-1
	Malte Mohr	GER	10-2, 14-2

Most Finals:

5	Javier García	ESP	89-8, 91-7, 93-10=, 95-7=, 97-8=
	Lobinger	USA	97-5, 03-1, 04-5, 06-3, 08-5
	Romain Mesnil	FRA	99-6=, 01-3, 03-7, 04-7, 12-8

Most Appearances:

6	García	87-11, 89-8, 91-7, 93-10=, 95-7=, 97-8=
	Lobinger	95-18Q, 97-5, 03-1, 04-5, 06-3, 08-5
	Mesnil	99-6=, 01-3, 03-7, 04-7, 06-nh/Q, 12-8

National Placings:

	1	2	3	4	5	6	7	8	Points
GER	1	4	3+1=	1+1=	4	1+1=	-	1+1=	91.5
USA	2	5	2	1+1=	1+1=	-	-	4+1=	84.5
FRA	2	1	4	2+1=	-	1=	2	1	69
URS	4	2	1	-	-	-	-	-	52
RUS	3	-	1	2+1=	-	1=	1=	-	48
KAZ	1	2	-	1=	-	-	-	-	26.5
ESP	-	-	-	1=	1=	2	2+1=	1+1=	21
POL	-	-	-	1+1=	1	1	1	-	18.5
AUS	1	-	1	-	-	1	-	-	17
UKR	1	-	1	-	-	1	-	-	17
SWE	-	1	-	1	-	1	1	-	17
CZE	-	1	1	-	-	1=	-	1	16
RSA	-	-	1=	1	-	1	1	-	15.5
GRE	1	-	-	1=	-	-	1	-	14.5
ISR	-	-	-	2=	-	-	-	-	8.5
BRA	-	-	-	1	-	-	1	-	7
GBR	-	-	-	-	1=	1=	-	1	6.5
NED	-	-	1	-	-	-	-	-	6
ITA	-	-	-	-	-	1	1	1	6
BUL	-	-	-	-	-	1	1	-	5
FIN	-	-	-	-	1	-	-	1=	4.5
MEX	-	-	-	1=	-	-	-	-	4
AUT	-	-	-	-	1	-	-	-	4
CHN	-	-	-	-	1	-	-	-	4
CUB	-	-	-	-	1=	-	-	-	3.5
HUN	-	-	-	-	-	1	-	-	3
NOR	-	-	-	-	-	-	1	-	2
Totals	16	16	15+2=10+11=	9+4=	11+5=	12+2=	10+4=	572	

Long Jump

Paris 1985

Straight Final (Jan 19: Non-championship)

1,	Jan Leitner	TCH	7.96
2,	Gyula Pálóczi	HUN	7.94
3,	Giovanni Evangelisti	ITA	7.88
4,	László Szalma	HUN	7.85
5,	Emiel Mellaard	NED	7.78
6,	Serge Hélan	FRA	7.71
7,	Liu Yuhuang	CHN	7.64
8,	Junchi Usui	JPN	7.52
9,	Jan Cado TCH 7.40; 10, Mario Lega ITA 7.33; 11, Kim Jong-Il KOR 7.31; 12, Marcus Barros BRA 7.24; 13, John Hunt NZL 7.14; 14, Wanis Barsomian SYR 6.83		

European Indoor Champion Leitner withstood a strong finish by Pálóczi with jumps of 7.95 (third round) and 7.96 (sixth).

Indianapolis 1987

Straight Final (Mar 6)

1,	Larry Myricks	USA	8.23
2,	Paul Emordi	NGR	8.01
3,	Giovanni Evangelisti	ITA	8.01
4,	Robert Emmiyan	URS	8.00
5,	Brian Cooper	USA	7.91
6,	László Szalma	HUN	7.87
7,	Dimitrios Hadzopoulos	GRE	7.85
8,	Frans Maas	NED	7.84

9, Yusuf Alli NGR 7.78; 10, Jaime Jefferson CUB 7.78; 11, Junichi Usui JPN 7.75; 12, Norbert Brige FRA 7.69; 13, Chen Zunrong CHN 7.67; 14, Lester Benjamin ANT 7.48; 15, Christian Thomas FRG 7.48; 16, Michael Morgan AUS 7.38; 17, Dimitrios Araouzos CYP 7.34; 18, John Albertie LCA 7.12; Orde Ballantyne VIN NM

Myricks scored his biggest victory since the 1979 World Cup after a three-hour contest. The 30 year-old American led from his 8.00 in round one, improving to 8.18 in the second and 8.23 in the sixth. A close battle for the other medals was won by Emordi in the third. Evangelisti was furious that a jump of his in the final round was declared a foul.

Budapest 1989

Final (Mar 5)

1,	Larry Myricks	USA	8.37
2,	Dietmar Haaf	FRG	8.17
3,	Mike Conley	USA	8.11
4,	László Szalma	HUN	8.10
5,	Jaime Jefferson	CUB	7.96
6,	Norbert Brige	FRA	7.91
7,	Ubaldo Duany	CUB	7.86
8,	Frans Maas	NED	7.83

9, Jarmo Kárná FIN 7.78; 10, Juha Kivi FIN 7.64; 11, Hiroyuki Shibata JPN 7.50; 12, Csaba Almási HUN 7.47

The evergreen Myricks jumped even better than in 1987, reaching 8.37 in the fifth round. Conley, who had won the triple jump earlier in the day, held second place until Haaf leapt 8.17 in the last round.

Qualifying round (7.70 or top 12 to final) (Mar 4)

Qualifiers: Conley 8.02; Haaf 7.84; Myricks 7.79; Szalma 7.77; Brige 7.74; Kárná & Maas 7.71; Duany 7.67; Kivi 7.64; Jefferson 7.63; Shibata 7.61; Almási 7.59
Non-qualifiers: Bruny Surin CAN 7.57; Pang Yan CHN 7.56; Kim Jong-II KOR 7.53; Emiel Mellaard NED 7.42; Nai Hui-fang TPE 7.38; Glenroy Gilbert CAN 7.33; Frederic Ebong-Salle CMR 7.31

Seville 1991

Final (Mar 9)

1,	Dietmar Haaf	GER	8.15
2,	Jaime Jefferson	CUB	8.04
3,	Giovanni Evangelisti	ITA	7.93
4,	Konstantinos Koukodimos	GRE	7.92
5,	Bogdan Tudor	ROU	7.88
6,	Róbert Zmélík	TCH	7.83
7,	Dmitry Bagryanov	URS	7.82
8,	Andre Müller	GER	7.75

9, Keith Talley USA 7.73; 10, Angel Hernández ESP 7.70; 11, Barrington Williams GBR 7.67; Vladimir Ochkan URS NM

Haaf went one better than in 1989, having leapt 8.15 in both the fourth and fifth rounds. Talley, who jumped 8.25 in January 1991, could manage only 7.73 and missed the cut.

Qualifying round (7.90 or top 12 to final) (Mar 8)

Group A qualifiers: Evangelisti 7.93; Bagryanov 7.90; B Williams 7.87; Müller 7.76; Hernández 7.75; Talley 7.75

Non-qualifiers: Juan Ortiz CUB 7.74; Csaba Almási HUN 7.71; Geng Huang CHN 7.57; Dimitrios Hadzopoulos GRE 7.56; Frans Maas NED 7.45; Sizwe Mdluli SWZ 7.07; Ricardo Vallente PER 6.83

Group B qualifiers: Jefferson 8.10; Haaf 8.10; Tudor 7.95; Koukodimos 7.92; Ochkan 7.84; Zmélík 7.83

Non-qualifiers: Jesús Oliván ESP 7.69; Llewellyn Starks USA 7.65; Chen Zunrong CHN 7.57; Ayodele Aladeṣa NGR 7.47; Fred Salle CMR 7.12; Ian James CAN NM; Lai Cheng-Chuan TPE & Antonio Santos ANG DNS

Toronto 1993

Final (Mar 13)

1,	Iván Pedroso	CUB	8.23
2,	Joe Greene	USA	8.13
3,	Jaime Jefferson	CUB	7.98
4,	Frans Maas	NED	7.96
5,	Bogdan Tudor	ROU	7.91
6,	Ivaylo Mladenov	BUL	7.86
7,	Zhou Ming	CHN	7.84

8, Nai Hui-fang TPE 7.70; 9, Angel Hernández ESP 7.66; 10, Emiel Mellaard NED 6.77; Spyros Vasdhékis GRE NM; (3,) Daniel Ivanov BUL DQ (7.98)

Twenty year-old Pedroso improved from fourth place at halfway to overtake Greene, the Olympic bronze medalist, with leaps of 8.18 and 8.23. After the doping disqualification of Ivanov, Cuba also took the bronze medal. Defending champion Haaf did not qualify for the final.

Qualifying round (7.90 or top 12 to final) (Mar 13)

Group A qualifiers: Maas 7.96; Mladenov 7.90; Greene 7.80; Mellaard 7.78; Vasdhékis 7.73; Ivanov DQ (7.95)

Non-qualifiers: Ian James CAN 7.61; 8, Gordon McKee USA 7.46; 9, Tibor Ordina HUN 7.34; Fred Salle GBR NM

Group B qualifiers: Pedroso 8.00; Tudor 7.93; Zhou 7.88; Hernández 7.85; Nai 7.78; Jefferson 7.77

Non-qualifiers: Milan Gombala TCH 7.69; Dietmar Haaf GER 7.67; François Fouché RSA 7.64; Stanislav Tarasenko RUS 7.62; Mattias Sunneborn SWE 7.61; Christian Thomas GER 7.57; Bin Xu CHN 7.53

Barcelona 1995

Final (Mar 11)

1,	Iván Pedroso	CUB	8.51
2,	Mattias Sunneborn	SWE	8.20
3,	Erick Walder	USA	8.14
4,	Joe Greene	USA	8.12
5,	Bogdan Tudor	ROU	8.11
6,	Milan Gombala	CZE	7.95
7,	Erik Nijs	BEL	7.88
8,	Huang Geng	CHN	7.83

9, Galin Georgiev BUL 7.81; 10, Robert Emmiyan ARM 7.74; 11, Konstantin Samatskiy UZB 7.67; Spyros Vasdhékis GRE & Cheikh Touré SEN NM

The second day's programme was completed by a fascinating long jump competition. Pedroso repeated his 1993 victory by leaping 8.51 in the third round – a distance only Carl Lewis had ever bettered indoors. The Cuban went even further in the fifth round but this was declared a foul. Later that round, Sunneborn moved from fourth to second at 8.20.

Three different men were in line for the bronze medal in the final round. Tudor started the round in third place at 8.08 and improved to 8.11. But, by the end of the round, he was fifth after the two Americans, Greene then Walder, found their best form.

Qualifying round (7.85 or top 12 to final) (Mar 10)

Group A qualifiers: Vasdhékis 7.84; Georgiev 7.79

Non-qualifiers: Frans Maas NED 7.70; Fred Salle GBR 7.69; Konstantin Krause GER 7.69; Gregor Cankar SLO 7.65; Vladimir Malyavin TKM 7.63; Ahmed Al-Moamari OMA 7.51; Chao Chih-Kuo TPE 7.46; Viktor Popko UKR 7.38; Robert Michalik CZE 7.36; Shirak Pogosyan ARM 7.34; Jón Arnar Magnússon ISL 7.32; Lamin Drammeh GAM 6.43; Billiaminuo Aiao BEN 6.32; Ellsworth Manuel AHO & Andreja Marinković YUG NM

Group B qualifiers: Pedroso 8.12; Walder 8.03; Sunneborn 7.91; Gombala 7.90; Tudor 7.89; Touré 7.86; Emmiyan 7.84; Nijs 7.84; Greene 7.84; Huang 7.82; Samatskiy 7.79

Non-qualifiers: Konstantinos Koukodimos GRE 7.75; Yevgeniy Tretyak RUS 7.69; Ivaylo Mladenov BUL 7.62; Angel Hernández ESP 7.60; Yuriy Naumkin RUS NM

Paris 1997

Final (Mar 8)

1,	Iván Pedroso	CUB	8.51
2,	Kirill Sosunov	RUS	8.41
3,	Joe Greene	USA	8.41
4,	Erick Walder	USA	8.24
5,	James Beckford	JAM	8.17
6,	Yevgeniy Tretyak	RUS	8.12
7,	Gregor Cankar	SLO	8.02
8,	Spyros Vasdhéakis	GRE	7.99

9, Aleksandr Glavatskiy BLR 7.98; 10, Bogdan Tudor ROU 7.94; 11, Carlos Calado POR 7.50; 12, Romuald Ducros FRA 6.31

His Olympics were ruined by injury, but Pedroso came back where he left off in Barcelona by matching his championship record of 8.51 in the fifth round. This was backed up with 8.46 and 8.48; the Cuban's other three efforts were fouls. He became only the second man, after walker Mikhail Shchennikov, to win a third successive gold.

The sixth round determined the other medalists. Walder (8.24) was second before he was overtaken by the United States captain, Greene, who leapt 8.41. Sosunov (8.30 in qualifying) also cleared 8.41. This earned him the silver medal as his next best jump was 8.23. Greene's was 8.22, meaning he took bronze and therefore reversed his and Walder's placings from 1995.

Qualifying round (7.95 or top 12 to final) (Mar 7)

Group A qualifiers: Sosunov 8.30; Ducros 7.98; Walder 7.92

Non-qualifiers: Cheikh Touré SEN 7.84; Nobuharu Asahara JPN 7.83; Mattias Sunneborn SWE 7.81; Bogdan Țăruș ROU 7.75; Dimitrios Hatzópoulos GRE 7.71; Yevgeniy Semenyuk UKR 7.69; Krzysztof Luczak POL 7.64; Nelson Ferreira BRA 7.58; Yang Chao CHN 7.57; Konstantin Krause GER 7.56; Franck Zio BUR 7.49; Pedro Garcia CUB 7.34; Hassine Moursal AHO 6.94

Group B qualifiers: Greene 8.17; Tretyak 8.13; Pedroso 8.12; Cankar 8.04; Tudor 7.95; Glavatskiy 7.95; Beckford 7.95; Vasdhéakis 7.92; Calado 7.85

Non-qualifiers: Huang Geng CHN 7.59; Younes Moudrik MAR 7.49; Olivier Borderan FRA 7.49; Robert Emmiyan ARM 7.44; Raúl Fernández ESP 7.18; Josue M'Bon CGO 6.98; Esteve Martin AND 6.85; Nai Hui-Fang TPE 6.83; Norberto Andrade GEQ 5.77; Igor Streltsov UKR 5.29

Maebashi 1999

Straight Final (Mar 7)

1,	Iván Pedroso	CUB	8.62		
2,	Yago Lamela	ESP	8.56		
3,	Erick Walder	USA	8.30		
4,	Gregor Cankar	SLO	8.28		
5,	James Beckford	JAM	8.16		
6,	Bogdan Țăruș	ROU	8.15		
7,	Masaki Morinaga	JPN	8.07		
8,	Bogdan Tudor	ROU	7.88		
9,	Roland McGhee	USA	7.84; 10, Hatem Mersal	EGY	7.66

Pedroso, bidding for his fourth successive title, opened with 8.46, the longest jump of 1999. It seemed that he would not need to go further to win; until the middle of the third round the next best effort was the 8.14 of Walder. Lamela then leapt a startling 8.29, a new Spanish record. It meant that he would be the penultimate jumper in the last three rounds, with Pedroso to follow.

In the fourth, Lamela struck again with a brilliant 8.42, the third best ever by a European. Pedroso could manage only a foul. In the fifth, Walder improved to 8.21, Lamela leapt 8.26 and Pedroso fouled again.

The final round could not have been more dramatic. First, Cankar spanned 8.28 to overtake Walder. The American countered with 8.30, meaning he would repeat his bronze from 1995. It was then the turn of the 22 year-old Lamela, and he drew gasps from the crowd by propelling himself out to 8.56. Robert Emmiyan's 1987 European indoor record had fallen, and Pedroso had just one chance to remain as World Indoor Champion. He produced a long jump, but seemed frustrated as he left the pit. Everyone knew it was close to Lamela's mark. The subdued Pedroso then started bouncing with delight when the distance of 8.62 was confirmed; the second best jump in history after Carl Lewis's world record of 8.79.

Lisbon 2001

Straight Final (Mar 11)

1,	Iván Pedroso	CUB	8.43
2,	Kareem Streete-Thompson	CAY	8.16
3,	Carlos Calado	POR	8.16
4,	Peter Burge	AUS	8.11
5,	Melvin Lister	USA	8.10
6,	Kevin Dilworth	USA	7.97
7,	Vladimir Malyavin	RUS	7.94
8,	Vitaliy Shkurlatov	RUS	7.80

9, Luis Felipe Méliz CUB 7.69; 10, Younés Moudrik MAR 7.68; 11, Hussein Al-Saba KSA 7.53; 12, Petar Dachev BUL 7.45

Iván Pedroso became the first man to win five world indoor titles thanks to his third-round leap of 8.43. His next best effort was only 7.95 in round one, after which point Streete-Thompson led at 8.16. Calado matched that distance in the second round to set a Portuguese record. As he had earlier leapt 8.11, the Portuguese led briefly on countback. The Cayman Islander nipped in front again with another 8.16 in round two, but both men were displaced by Pedroso's bombshell.

Birmingham 2003

Final (Mar 15)

1,	Dwight Phillips	USA	8.29
2,	Yago Lamela	ESP	8.28
3,	Miguel Pate	USA	8.21
4,	Luis Méliz	CUB	8.01
5,	Volodymyr Zyskov	UKR	8.00
6,	Petar Dachev	BUL	7.79
7,	Salim Sdiri	FRA	7.63
	Bogdan Țăruș	ROU	DQ (r149) (7.97)

Iván Pedroso was absent through injury, which meant there would be a new champion for the first time since 1993. The 1999 silver medalist Lamela was the favourite, having leapt 8.43 that winter. He duly won the qualifying round with 8.12. It was Olympic finalist Phillips, however, who was the leader at the start of the sixth round in the final with 8.23 to Lamela's 8.20.

The contest came alive in the last round, when the jumpers had the stage to themselves at the end of the morning's session. Pate moved into third place at 8.21 then Lamela took over on top with 8.28. Phillips was left with just one more chance and he took it with a jump almost identical to that of the Spaniard. The excited American raced over to the nearest scoreboard and got down on his haunches to wait for the distance to be confirmed. The figures "8.29" flashed up and Phillips rushed off onto the running track to celebrate. "My last jump is always my biggest one," he concluded. Measurement of the two leading jumps from the point of take-off showed that Lamela's was actually three millimetres further: 8.364 to 8.361.

Bogdan Țăruș originally placed sixth, but was later disqualified by the IAAF along with two other Romanians when it was proved that the qualification marks given on their entry forms were false.

Qualifying round (8.10 or top 8 to final) (Mar 14)

Group A qualifiers: Dachev 7.98; Méliz 7.84

Non-qualifiers: Siniša Ergotic CRO 7.83; Raúl Fernández ESP 7.80; Chris Tomlinson GBR 7.73; Yoelimis Pacheco CUB 7.71; Li Dalong CHN 7.57; Lao Jianfeng CHN 7.46

Group B qualifiers: Lamela 8.12; Zyskov 7.97; Pate 7.96; Phillips 7.95; Sdiri 7.93; Țăruș DQ (r149) (7.87)

Non-qualifiers: James Beckford JAM 7.74; Valeriy Vasilyev UKR 7.55

Budapest 2004

Final (Mar 6)

1,	Savante Stringfellow	USA	8.40
2,	James Beckford	JAM	8.31
3,	Vitaliy Shkurlatov	RUS	8.28
4,	Bogdan Țăruș	ROU	8.26

5,	Vladimir Zyuskov	UKR	8.23
6,	Chris Tomlinson	GBR	8.17
7,	Kirill Sosunov	RUS	8.16
8,	Iván Pedroso	CUB	8.09

The standard in the final was one of the highest ever, with Sosunov setting a world seventh-place best of 8.16. Stringfellow was the best qualifier at 8.31, but opened up in the final with 8.07 and 8.08 to place only sixth after two rounds. At that point Shkurlatov led from Beckford, 8.28 to 8.23. "String" then hit his best form, spanning 8.40 with barely a centimetre to spare on the board. Beckford responded with 8.30 and 8.31, but the American felt confident enough to pass in rounds 4 & 5.

Qualifying round (8.00 or top 8 to final) (Mar 5)

Group A qualifiers: Stringfellow 8.31; Beckford 8.22; Târşuş 8.06; Zyuskov 8.00; Sosunov 7.96; Zhou Can CHN 7.87

Non-qualifiers: Mohamed Salman Al-Khuwailidi KSA 7.80; Jonathan Chimier MRI 7.78; Luis Méliz CUB 7.71; Gable Garenamotse BOT 7.68; Sinisa Ergotic CRO 7.45; Louÿs Tsátoumas GRE 7.34

Group B qualifiers: Shkurlatov 8.07; Pedroso 8.02; Tomlinson 7.96

Non-qualifiers: Yago Lamela ESP 7.95; Nils Winter GER 7.95; Petar Dachev BUL 7.89; Nicola Trentin ITA 7.84; Yann Domenech FRA 7.79; Brian Johnson USA 7.65; Valeriy Vasilyev UKR 7.64; Dimitrios Serelis GRE 7.62; Ndiss Kaba Badji SEN 7.54; Yahya Berrabah MAR 7.53

Moscow 2006

Final (Mar 11)

1,	Ignisious Gaisah	GHA	8.30
2,	Irving Saladino	PAN	8.29
3,	Andrew Howe	ITA	8.19
4,	Louÿs Tsátoumas	GRE	8.10
5,	Khotso Mokoena	RSA	8.01
6,	Erivaldo Vieira	BRA	7.97
7,	Brian Johnson	USA	7.90
8,	Issam Nima	ALG	7.84

Saladino set a South American record of 8.10 to lead the qualifying round, which he then exceeded with his first three jumps of the final: 8.18, 8.19 and 8.27. Gaisah, the world leader at 8.36, had jumped 8.27 immediately before Saladino, and proceeded to take the lead for good in the next round with 8.30. Saladino responded well with 8.20 (8.408 from his take-off point) and 8.29 with his last two jumps, but the slim Ghanaian managed to hold off the spring-heeled Panamanian for the gold. The talented Howe produced two lifetime bests – 8.14 then 8.19 – to take the bronze medal. Non-qualifiers included five-time winner Pedroso.

In eighth place Nima equalled his Algerian indoor record of 7.84. He had leapt that distance four times in Moscow, twice in qualifying and twice in the final!

Qualifying round (7.95 or top 8 to final) (Mar 10)

Group A Qualifiers: Saladino 8.10; Tsátoumas 8.06; Gaisah 7.95; Johnson 7.85; Nima 7.84

Non-Qualifiers: James Beckford JAM 7.78; Ruslan Gataullin RUS 7.78; Louis Tristán PER 7.35; Rogério Bispo BRA 7.19

Group B Qualifiers: Howe 8.05; Mokoena 7.89; Vieira 7.88

Non-Qualifiers: Bashir Ramzy USA 7.81; Morten Jensen DEN 7.75; Danut Simion ROU 7.59; Vitaliy Shkurlatov RUS 7.54; Iván Pedroso CUB 7.27; Salim Sdiri FRA DNS

Valencia 2008

Final (Mar 8)

1,	Khotso Mokoena	RSA	8.08
2,	Chris Tomlinson	GBR	8.06
3,	Mohamed Salman Al-Khuwailidi	KSA	8.01
4,	Gable Garenamotse	BOT	7.93
5,	Nikolay Atanasov	BUL	7.90
6,	James Beckford	JAM	7.85
7,	Marcin Starzak	POL	7.74
8,	Wilfredo Martínez	CUB	7.72

The event was weakened by injuries to the reigning champion

Ignisious Gaisah, and world leader Irving Saladino, and the non-entry of Italy's Andrew Howe and the top Americans.

Nevertheless, the battle between Tomlinson and Mokoena was close and absorbing. Tomlinson led after the first round 8.06 to 8.05, and while Mokoena was over 8m with his next three jumps, it was only in the fifth round that the high-springing South African sealed victory with his 8.08. Mokoena had four jumps measured toe to heel of 8.17 to 8.19.

Qualifying round (7.95 or top 8 to final) (Mar 7)

Qualifiers: Mokoena 8.01, Al-Khuwailidi 8.00, Tomlinson 7.95, Starzak 7.92, Beckford 7.91, Martínez 7.82, Garenamotse 7.82, Atanasov 7.82

Non-qualifiers: Salim Sdiri FRA 7.78, Louÿs Tsátoumas GRE 7.77, Rogério Bispo BRA 7.77, Hussein Taher Al-Sabee KSA 7.74, Treveli Quinley USA 7.60, Peter Rapp GER 7.59, Saleh Abdelaziz Al-Haddad KUW 7.52, Issam Nima ALG 7.45, Li Runrun CHN 7.43, Tyrone Smith BER 7.38, Arnaud Casquette MRI 7.36, John Moffitt USA 7.17

Doha 2010

Final (Mar 13)

1,	Fabrice Lapierre	AUS	8.17
2,	Khotso Mokoena	RSA	8.08
3,	Mitchell Watt	AUS	8.05
4,	Salim Sdiri	FRA	8.01
5,	Christian Reif	GER	7.86
6,	Ndiss Kaba Badji	SEN	7.86
7,	Ignisious Gaisah	GHA	7.81
8,	Andriy Makarchev	UKR	7.65

Like 2008, this was again a relatively poor competition. In the 13 editions of the world indoor championships, the winning effort had been beyond the Doha winning mark of 8.17 on 10 occasions. Lapierre was the leading qualifier with an Oceanian record of 8.19. The only other automatic qualifier was the other Australian, Watt, who reached 8.00.

In the final Lapierre reached 8.17 in the fifth round to beat Mokoena, who duplicated his 2008 winning effort of 8.08 while taking silver on this occasion. Watt took the bronze medal ahead of Sdiri with his final effort of 8.05.

Qualifying round (8.00 or top 8 to final) (Mar 12)

Group A qualifiers: Watt 8.00, Sdiri 7.94& Badji 7.93

Non-qualifiers: Issam Nima ALG 7.88, Greg Rutherford GBR & Irving Saladino PAN 7.80, Tommi Eivilä FIN 7.77, Viktor Kuznetsov UKR 7.66, Jeff Henderson USA 7.64, Yu Zhenwei CHN 7.54, Yahya Berrabah MAR & Nikolai Atanasov BUL 7.52 & Arsen Sargsyan ARM 7.45

Group B qualifiers: Lapierre 8.19, Reif 7.96, Mokoena 7.95, Gaisah 7.89 & Makarchev 7.88

Non-qualifiers: Kafétien Gomis FRA 7.84, Christopher Tomlinson GBR 7.75, Gable Garenamotse BOT 7.73, Michel Tornéus SWE 7.71, Randall Flimmons USA & Li Jinzhe CHN 7.68, Hussein Taher Al-Sabee KSA 7.56, Tyrone Smith BER 7.45, Wilfredo Martínez CUB NM

Istanbul 2012

Final (Mar 10)

1,	Mauro da Silva	BRA	8.23
2,	Henry Frayne	AUS	8.23
3,	Aleksandr Menkov	RUS	8.22
4,	Will Claye	USA	8.04
5,	Ndiss Kaba Badji	SEN	7.97
6,	Louÿs Tsátoumas	GRE	7.88
7,	Ignisious Gaisah	GHA	7.86
8,	Luis Felipe Méliz	ESP	7.50

Da Silva produced the best jump of the indoor season with 8.28 in qualifying. In the final, Frayne led early on with 8.17, with Menkov in second place at 8.12. The Russian took over in the second round with 8.22, and stayed in front until the fifth round, when da Silva, from seventh place, produced a leap of 8.23. That jump was actually measured at 8.47 from toe to heel, and he produced another 8.23 (actual 8.27). He needed that back-up, because Frayne improved to an Oceanian record of 8.23 (actual 8.24) with his final jump. Da Silva's win was the

first global jumping event gold medal for a Brazilian male since Ahdemar da Silva's triple jump victory in the 1956 Olympics.

Qualifying round (8.00 or top 8 to final) (Mar 9)

Qualifiers: da Silva 8.28; Méliz 8.10; Frayne 8.02; Tsátoumas 8.00; Menkov 7.98; Badj 7.93; Claye 7.91; Gaisah 7.89

Non-qualifiers: Michel Tornéus SWE 7.85; Tyrone Smith BER 7.80; Eusebio Cáceres ESP 7.71; Alexandru Cuharenko MDA 7.66; Sufhanara Suksawat THA 7.43; Alper Kulaksiz TUR 7.42; Su Xiongfeng CHN 7.42

Sopot 2014

Final (Mar 8)

1,	Mauro da Silva	BRA	8.28
2,	Li Jinzhe	CHN	8.23
3,	Michel Tornéus	SWE	8.21
4,	Louís Tsátoumas	GRE	8.13
5,	Aleksandr Menkov	RUS	8.08
6,	Adrian Strzalkowski	POL	7.96
7,	Luis Rivera	MEX	7.93
8,	Christian Reif	GER	7.75

Strzalkowski gave the home crowd much to cheer when he equalled the Polish record of 8.18 to win the qualifying round. He couldn't reproduce that in the final which was opened with Li leaping 8.19 from 15cm behind the take-off plane. The Chinese consolidated his lead with 8.23 in round three. The next round saw Tornéus progress to 8.21. Menkov, the World Champion outdoors, retired injured with a best of 8.08 for fourth place behind Tsátoumas. Going into the final round defending champion da Silva was in fifth place and so was fourth to jump of the seven remaining competitors. Hitting the board with 3cm to spare he flew out to 8.28. The Swede then reached 8.10 and the other two no-jumped, so the title stayed in Brazil. "It's hard but ideal for my technique", said da Silva of the runway.

Qualifying round (8.05 or top 8 to final) (Mar 7)

Qualifiers: Strzalkowski 8.18; Reif 8.13; Tsátoumas 8.10; Li 8.08; Tornéus 8.08; Menkov 8.04; da Silva 8.02; Rivera 8.01

Non-qualifiers: Tyron Stewart USA 8.00; Ignisious Gaisah NED 7.99; Irving Saladino PAN 7.94; Zarcz Visser RSA 7.93; Ngonidzashe Makusha ZIM 7.85; Fabrice Lapiere AUS 7.76; Damar Forbes JAM 7.69; Jeffrey Henderson USA 7.43; Arsen Sargsyan ARM 7.39

LONG JUMP

Multiple Medalists:

5	Iván Pedroso	CUB	93-1, 95-1, 97-1, 99-1, 01-1
3	Giovanni Evangelisti	ITA	85-3, 87-3, 91-3
2	Larry Myricks	USA	87-1, 89-1
	Dietmar Haaf	FRG/GER	89-2, 91-1
	Jaime Jefferson	CUB	91-2, 93-3
	Joe Greene	USA	93-2, 97-3
	Erick Walder	USA	95-3, 99-3
	Yago Lamela	ESP	99-2, 03-2
	Khotso Mokoena	RSA	08-1, 10-2
	Mauro da Silva	BRA	12-1, 14-1

Most Finals:

6	Pedroso	93-1, 95-1, 97-1, 99-1, 01-1, 04-8
---	---------	------------------------------------

Most Appearances:

7	Pedroso	93-1, 95-1, 97-1, 99-1, 01-1, 04-8, 06-16Q
---	---------	--

National Placings:

	1	2	3	4	5	6	7	8	Points
USA	4	1	5	3	2	1	1	-	97
CUB	5	1	1	1	1	-	1	2	66
RUS	-	1	2	-	1	1	2	1	31
AUS	1	1	1	1	-	-	-	-	26
ITA	-	-	4	-	-	-	-	-	24
GER	1	1	-	-	1	-	-	2	21
GRE	-	-	-	3	-	1	1	1	21
ROU	-	-	-	1	3	1	-	1	21
HUN	-	1	-	2	-	1	-	-	20
BRA	2	-	-	-	-	1	-	-	19
RSA	1	1	-	-	1	-	-	-	19
JAM	-	1	-	-	2	1	-	-	18
ESP	-	2	-	-	-	-	-	1	15

Men's Long Jump, continued

	1	2	3	4	5	6	7	8	Points
SWE	-	1	1	-	-	-	-	-	13
FRA	-	-	-	1	-	2	1	-	13
GHA	1	-	-	-	-	-	2	-	12
CHN	-	1	-	-	-	-	2	1	12
TCH	1	-	-	-	-	1	-	-	11
NED	-	-	-	1	1	-	-	2	11
GBR	-	1	-	-	-	1	-	-	10
BUL	-	-	-	-	1	2	-	-	10
UKR	-	-	-	-	2	-	-	1	9
CAY	-	1	-	-	-	-	-	-	7
NGR	-	1	-	-	-	-	-	-	7
PAN	-	1	-	-	-	-	-	-	7
SLO	-	-	-	1	-	-	1	-	7
URS	-	-	-	1	-	-	1	-	7
SEN	-	-	-	-	1	1	-	-	7
KSA	-	-	1	-	-	-	-	-	6
POR	-	-	1	-	-	-	-	-	6
BOT	-	-	-	1	-	-	-	-	5
POL	-	-	-	-	-	1	1	-	5
CZE	-	-	-	-	-	1	-	-	3
JPN	-	-	-	-	-	-	1	1	3
BEL	-	-	-	-	-	-	1	-	2
MEX	-	-	-	-	-	-	1	-	2
ALG	-	-	-	-	-	-	-	1	1
TPE	-	-	-	-	-	-	-	1	1
Totals	16	16	16	16	16	16	16	15	575

Triple Jump

Paris 1985

Straight Final (Jan 18: Non-championship)

1,	Khristo Markov	BUL	17.22
2,	Lázaro Betancourt	CUB	17.15
3,	Lázaro Balcindes	CUB	16.83
4,	Oleg Protsenko	URS	16.80
5,	Raf Cado	TCH	16.71
6,	Ralf Jaros	FRG	16.16
7,	Zou Zhenxian	CHN	16.05
8,	Ahmed Hassan Badra	EGY	15.77
9,	Yasushi Ueta	JPN	15.75
10,	Didier Falise	BEL	15.56
11,	Torstein Dahle	NOR	15.35
12,	Mihai Bran	ROU	NM

The powerful Cuban pair of Betancourt and Balcindes were foiled by 19 year-old Markov, who leapt 17.13 in the third round and 17.22 in the fifth. Betancourt threatened in the final round, when he improved from 17.02 to 17.15.

Indianapolis 1987

Final (Mar 8)

1,	Mike Conley	USA	17.54
2,	Oleg Protsenko	URS	17.26
3,	Frank Rutherford	BAH	17.02
4,	Khristo Markov	BUL	16.96
5,	Al Joyner	USA	16.92
6,	Joseph Taiwo	NGR	16.65
7,	Māris Bružiks	URS	16.61
8,	Didier Falise	BEL	16.53
9,	Norifumi Yamashita	JPN	16.43
10,	Jan Cado	TCH	16.33
11,	Steve Hanna	BAH	16.09
12,	Borde Kozul	YUG	15.59

At the US Indoor Championships one week earlier, Mike Conley had produced a world record of 17.76 in the sixth round to beat Oleg Protsenko. The scenario was repeated at Indianapolis. Conley was again pressurised by the Soviet jumper, who led with 17.26 at the start of the final round.

The American waited on the runway for the finish of the men's 3000m before his sixth and final jump. He saw the gold and silver go to Frank O'Mara and Paul Donovan, his team-mates at the University of Arkansas, before leaping 17.54 to win.

Qualifying round (16.70 or top 12 to final) (Mar 6)

Qualifiers: Markov 17.07; Bružiks 16.93; Protsenko 16.75; Conley 16.62; Cado

16.58, Taiwo 16.55; Yamashita 16.47; Rutherford 16.40; Falise 16.39; Joyner 16.36; Hanna 16.25; Kožul 16.13

Non-qualifiers: Arne Holm SWE 16.07; Peter Beames AUS 16.05; Marios Hadjiandreou CYP 15.72; Serge Hélan FRA 15.69; José Quinaliza ECU 14.77; Edward Manderson CAY 14.39; Mauricio Carranza ESA 13.74; Ahmed Hassan Badra EGY NM; Paul Emordi NGR DNS

Budapest 1989

Final (Mar 4)

1,	Mike Conley	USA	17.65
2,	Jorge Reyna	CUB	17.41
3,	Juan López	CUB	17.28
4,	Vladimir Inozemtsev	URS	17.17
5,	Milan Mikuláš	TCH	16.84
6,	Serge Hélan	FRA	16.62
7,	Andrzej Grabarczyk	POL	16.56
8,	John Herbert	GBR	16.55

9, Charles Simpkins USA 16.26; 10, Toussaint Rabanela MAD 16.06; 11, Alfred Stummer AUT 15.93; Nikolay Musiyenko URS NM

Conley retained his title in the face of a strong Cuban challenge. After a poor opening jump, the American took the lead with 17.20 in round 2. He improved to 17.22 in the third but was overtaken when Reyna set a 1989 world best of 17.41 later in the same round. Conley's brilliant response: 17.49, 17.65 and 17.52 with his last three jumps.

Qualifying round (16.60 or top 12 to final) (Mar 3)

Qualifiers: Inozemtsev 16.96; Mikuláš 16.89; Conley 16.88; López 16.76; Reyna 16.71; Hélan 16.59; Herbert 16.57; Rabenala 16.49; Stummer 16.46; Musiyenko 16.43; Simpkins 16.43; Grabarczyk 16.40

Non-qualifiers: Pierre Camara FRA 16.27; Patterson Johnson BAH 16.19; Béla Bakosi HUN 16.05; Wendell Lawrence BAH 15.94

Seville 1991

Final (Mar 10)

1,	Igor Lapshin	URS	17.31
2,	Leonid Voloshin	URS	17.04
3,	Tord Henriksson	SWE	16.80
4,	Zou Sixin	CHN	16.78
5,	Volker Mai	GER	16.74
6,	Chen Yanping	CHN	16.70
7,	Dario Badinelli	ITA	16.62
8,	Frank Rutherford	BAH	16.61

9, John Tillman USA 16.58; 10, Anisio Souza BRA 16.44; 11, Andrzej Grabarczyk POL 16.33; 12, Nikolay Raev BUL 16.14; Milan Mikuláš TCH NM

European Champion Voloshin opened impressively at 17.04, but could do no better and allowed Lapshin to claim the gold with 17.31 in the third. The top five positions did not change in the final three rounds.

Qualifying round (16.50 or top 12 to final) (Mar 9)

Qualifiers: Lapshin 16.81; Voloshin 16.72; Zhu 16.68; Henriksson 16.64 Rutherford 16.63; Mai 16.58; Chen 16.51; Souza 16.50; Grabarczyk 16.46; Mikuláš 16.37; Tillman 16.32; Badinelli 16.25; Raev 16.25

Non-qualifiers: Jörg Friesz GER 16.16; Marios Hadjiandreou CYP 15.97; Jan Cado TCH 15.85; Theodoros Tandanozis GRE 15.85; Dorel Etienne ROU 15.83; Antonio Santos ANG 15.49; Ricardo Valiente PER 14.71; Charlie Simpkins USA NM

Toronto 1993

Final (Mar 13)

1,	Pierre Camara	FRA	17.59
2,	Māris Bružiks	LAT	17.36
3,	Brian Wellman	BER	17.27
4,	Vladimir Melikhov	RUS	17.07
5,	Yoelbi Quesada	CUB	17.06
6,	Jonathan Edwards	GBR	16.76
7,	Toussaint Rabenala	MAD	16.74
8,	Pargev Grigoryan	ARM	16.20

9, Gary Johnson USA 16.08; 10, Tyrone Scott USA 16.02; Zou Sixin CHN NM; (3,) Nikolay Raev BUL DQ (17.27)

The competition was interrupted in the fifth round in order to make repairs to the runway. Before the break Wellman led narrowly from Bružiks and Raev. The Bermudan slipped back to third following improvements by the Latvian and Bulgarian.

Then came one of the most surprising breakthroughs of the championships, when Camara improved from 17.08 to 17.59, an absolute pb by 25cm. The luckless Wellman responded with a very long foul but was out of the medals – at least until Raev's subsequent disqualification for doping.

Qualifying round (16.80 or top 12 to final) (Mar 12)

Group A qualifiers: Wellman 17.06; Melikhov 17.00; Quesada 16.91; Johnson 16.44; Scott 16.34

Non-qualifiers: Julian Golley GBR 16.30; Serge Hélan FRA 16.25; Rogel Nachum ISR 16.11; Zeng Lihz CHN 14.65; Sergey Bykov UKR NM

Group B qualifiers: Bružiks 16.90; Zou 16.67; Grigoryan 16.58; Edwards 16.58; Camara 16.56; Rabenala 16.47; Raev DQ (16.55)

Non-qualifiers: Audrius Raizygs LTU 16.33; 9, Daniel Osorio CUB 16.13; Vasily Sokov RUS 15.51

Barcelona 1995

Final (Mar 12)

1,	Brian Wellman	BER	17.72
2,	Yoelbi Quesada	CUB	17.62
3,	Serge Hélan	FRA	17.06
4,	Lars Hedman	SWE	16.86
5,	Arne Holm	SWE	16.81
6,	LaMark Carter	USA	16.80
7,	Francis Ageypong	GBR	16.74
8,	Garfield Anselm	FRA	16.51

9, Armen Martirosyan ARM 16.37; 10, Dmitry Byzov RUS 16.23; Edrick Floréal CAN NM; Stoyko Tsonov BUL DNS

The pristine Palau Sant Jordi had seen only one meeting before the world indoors, the national junior championships. A Spanish junior triple jump record there indicated the quality of the horizontal jumping facilities, and this was borne out at the world championships.

The triple jump final started the main programme of the last day, and it began dramatically when Wellman produced a foul of world record proportions with his first jump. The Bermudan had already set a 1995 world best of 17.51 in the qualifying round and there was keen anticipation for his appearance in the second round. This time he got a white flag and a distance of 17.72 – the third best ever.

That remained Wellman's only valid leap. He was put under pressure by Quesada, who had been the year's best triple jumper prior to Barcelona. The young Cuban set national records of 17.52 and 17.62.

The competition was marred by a nasty injury to Floréal, who tore a ligament in his right kneecap in the first round.

Qualifying round (16.70 or top 12 to final) (Mar 10)

Group A qualifiers: Carter 16.92; Hedman 16.73; Tsonov 16.53; Anselm 16.49; Ageypong 16.49

Non-qualifiers: Tyrone Scott USA 16.43; Aleksey Fyatanov AZE 16.29; Vasif Asadov AZE 16.22; Viktor Popko UKR 16.19; Paul Nioze SEY 15.78; Julio López ESP 15.28

Group B qualifiers: Wellman 17.51; Quesada 17.33; Holm 16.84; Floréal 16.74; Byzov 16.59; Martirosyan 16.55; Hélan 16.53

Non-qualifiers: Oleg Sakirkin KAZ 16.47; Audrius Raizygs LTU 16.41; Anisio Silva BRA 16.19; Sergey Arzamasov KAZ 15.95; Pargev Grigoryan ARM 15.93

Paris 1997

Final (Mar 9)

1,	Yoel García	CUB	17.30
2,	Aliecer Urrutia	CUB	17.27
3,	Aleksandr Aseledchenko	RUS	17.22
4,	Charles Friedek	GER	17.16
5,	Andrew Murphy	AUS	16.96
6,	Rogel Nachum	ISR	16.81
7,	Sigurd Njerve	NOR	16.81
8,	Tibor Ordina	HUN	16.65

9, Jerome Romain DMA 16.52; 10, Georges Sainte-Rose FRA 16.41; 11, Gennadiy Glushenko UKR 16.41; Ndabe Mdhlongwa ZIM NM

Urrutia leapt a new world record of 17.83 just before the championships and produced a sublime qualifying jump of 17.45 despite shutting off during the jump phase. After that, the final was a disappointment because of an injury to Urrutia, who always appeared with the left strap of his vest pulled down under his armpit. The Cuban was forced to retire after spectacularly and painfully aborting his fifth-round effort. Nevertheless Cuba did take gold thanks to Garcia.

Qualifying round (16.80 or top 12 to final) (Mar 7)

Group A qualifiers: Friedek 17.02; Garcia 17.01; Njerve 16.92; Ordina 16.86; Mhlongwa 16.82; Aseledchenko 16.75; Sainte-Rose 16.74

Non-qualifiers: LaMark Carter USA 16.67; Sergey Izmaylov UKR 16.44; Ionel Efemie ROU 16.39; Zeng Lizhi CHN 16.25; Messias Batista BRA 16.21; Aleksey Fatyanov AZE 15.62

Group B qualifiers: Urrutia 17.45; Murphy 16.83; Nachum 16.82; Romain 16.72; Glushenko 16.71

Non-qualifiers: Zsolt Czinger HUN 16.69; Gennadiy Markov RUS 16.65; Serge Hélan FRA 16.58; Salem Moulded Al-Ahmedi KSA 16.30; Ivory Angello USA 16.29; Anisio Silva BRA 16.22; Brian Wellman BER 15.61; Carlos Calado POR NM

Maebashi 1999

Straight Final (Mar 5)

1, Charles Friedek	GER	17.18
2, LaMark Carter	USA	16.98
3, Zsolt Czinger	HUN	16.98
4, Yoelbi Quesada	CUB	16.92
5, Ionuț Pungă	ROU	16.87
6, Armen Martirosyan	ARM	16.83
7, Rogel Nachum	ISR	16.24
8, Takanori Sugibayashi	JPN	15.97

(2) Rostislav Dimitrov BUL DQ (r40.1) (17.05); Paolo Camossi ITA DNS

Friedek quickly made his mark with 17.18 in the first round. World outdoor Champion Yoelbi Quesada (16.92) moved into second place in round 2, while in the third US Champion LaMark Carter slipped into third spot with 16.90.

Friedek was unable to get near his opening jump, but nor was anyone else until Dimitrov leapt 17.05 in the fourth, which brought him up to second. In the fifth the Bulgarian passed, Carter (16.98) regained third spot and Friedek had a huge foul.

In the last round Hungary's Zsolt Czinger matched Carter's best distance, but a quick check of the card confirmed that the American would stay ahead on countback. Dimitrov then no-jumped. Friedek, certain of victory, ended with 17.09. Dimitrov was later stripped of his medal and given a public warning after failing a doping control test for stimulants.

Lisbon 2001

Straight Final (Mar 9)

1, Paolo Camossi	ITA	17.32
2, Jonathan Edwards	GBR	17.26
3, Andrew Murphy	AUS	17.20
4, Charles Friedek	GER	17.13
5, Rostislav Dimitrov	BUL	16.91
6, Fabrizio Donato	ITA	16.77
7, Michael Calvo	CUB	16.75
8, Aleksandr Glavatskiy	BLR	16.49

9, Kenta Bell USA 16.13; Ionuț Pungă ROU & Igor Gavrilenko RUS NM

Olympic Champion Edwards took the lead with the competition's first effort of 17.06. He then improved to 17.12. Defending champion Friedek edged ahead in the third with 17.13 after Edwards' 17.15. In the fourth round, Murphy took over with an Oceanian record of 17.15. Two jumps later, Camossi clicked, producing an Italian record of 17.32.

Edwards had dropped to fourth place, and that is how it stayed until the final round. There, Murphy improved to 17.20. Camossi closed with 16.87. Then, with the competition's very last jump, Edwards landed close to the leading mark of the Italian. The distance was confirmed at 17.26, so the Briton rescued a silver medal. The event was staged before the opening ceremony.

Birmingham 2003

Straight Final (Mar 16)

1, Christian Olsson	SWE	17.70
2, Walter Davis	USA	17.35
3, Yoelbi Quesada	CUB	17.27
4, Jonathan Edwards	GBR	17.19
5, Tim Rusan	USA	16.88
6, Jadel Gregório	BRA	16.86
7, Aleksandr Glavatskiy	BLR	16.66
8, Marian Oprea	ROU	16.59

9, Vladimir Letnicov MDA 16.20

Like the men's 60m hurdles final, this event was positioned at the end of the programme to showcase a top British hope, Jonathan Edwards. The world outdoor record holder duly led at halfway (17.01) but was ultimately kept out of the medals. Olsson (17.28) moved ahead in round four, followed by 17.31 to which Edwards responded with 17.19. The real action unfolded in the last four jumps of the contest. First, Davis claimed the lead with 17.35. Then Olsson drew gasps from the crowd with a 5.91 hop, 5.51 leap and 6.28 jump for a total of 17.70. Quesada then overtook Edwards with 17.27. The 36 year-old Edwards closed the championships with 17.00.

Thanks to his winning performance – the sixth-longest in history – Olsson was generally regarded as the world's top indoor male athlete of 2003.

Budapest 2004

Final (Mar 7)

1, Christian Olsson	SWE	17.83=WR
2, Jadel Gregório	BRA	17.43
3, Yoandri Betanzos	CUB	17.36
4, Dmitry Valyukevich	BLR	17.22
5, Marian Oprea	ROU	17.19
6, Mykola Savolaynen	UKR	16.95
7, Danila Burkenya	RUS	16.62
8, Julien Kapek	FRA	16.50

Defending champion Olsson had been unbeaten since before Birmingham 2003 but was given a scare in round two when Gregório bounded out to 17.43, fairly close to the Swede's best of 17.51 at that point. Starting the third round, Olsson then produced his greatest ever leap to equal the world record of 17.83. So the Budapest World Championships had seen four world triple jump records following on from Tatyana Lebedeva's efforts of the previous day. The record had been comprised of a 6.21 hop, 5.12 step and 6.50 jump, with a further 7.2cm to spare by Olsson on take-off. "This wasn't a perfect jump" admitted the Swede. "A perfect jump would have been over 18m."

Qualifying round (16.95 or top 8 to final) (Mar 5)

Group A qualifiers: Valyukevich 17.16; Betanzos 17.10; Olsson 16.99

Non-qualifiers: Daniel Donovici ROU 16.76; Andrew Murphy AUS 16.67; Aleksandr Sergeyev RUS 16.60; LaMark Carter USA 16.47; Gu Junjie CHN 16.40; Sébastien Pincemail FRA 16.38; Nelson Évora POR 16.30; Peter Tölgyesi HUN 15.97

Group B qualifiers: Savolaynen 17.16; Oprea 17.01; Gregório 16.96; Kapek 16.95; Burkenya 16.79

Non-qualifiers: Hristos Melétoglou GRE 16.79; Fabrizio Donato ITA 16.68; Momchil Karailiev BUL 16.57; Allen Simms USA 16.49; Olivier Sanou BUR 16.09

Moscow 2006

Final (Mar 12)

1, Walter Davis	USA	17.73
2, Jadel Gregório	BRA	17.56
3, Yoandri Betanzos	CUB	17.42
4, Marian Oprea	ROU	17.34
5, Igor Spasovkhodskiy	RUS	17.25
6, Nelson Évora	POR	17.14
7, Nathan Douglas	GBR	17.05
8, Dimitrios Tsiámiis	GRE	16.94

9, Momchil Karailiev BUL 16.87

With two competitions at 17.70 or better, Oprea was the favourite to win. The Romanian took the lead with 17.22 in the opening round, and was followed by Davis, who produced a huge jump in the 17.70 region. The officially announced measurement of 17.30 was clearly incorrect. Davis claimed that the judges had measured the wrong mark, and the jump was remeasured, and changed without announcement to 17.73 during the third round. Gregório, who had led the qualifiers with 17.46, responded best to Davis with 17.56 in the second round, while Betanzos moved past Oprea into third place with 17.42 in the fourth. Oprea responded with the best jumps of the last two rounds – 17.34 and 17.32 – but failed to win a medal. From toe to heel the best marks of the top four were 17.78, 17.58, 17.57 and 17.49.

“I’m training in Baton Rouge on a similar surface so I knew what I should do,” said Davies. “That is why somebody like me known for winning on his final attempts was the winner with the first one.”

Qualifying round (16.95 or top 8 to final) (Mar 11)

Group A Qualifiers: Gregório 17.46; Oprea 17.25; Betanzos 17.22; Évora 17.11; Davis 17.09; Tsiámis 16.95

Non-Qualifiers: Viktor Yastrebov UKR 16.89; Viktor Gushchinskiy RUS 16.63; Colomba Fofana FRA 16.58; Fabrizio Donato ITA 16.35; Chris Hercules TTO 16.25; Kim Duk-Hyung KOR 15.99; Leevan Sands BAH DNS

Group B Qualifiers: Spasovkhodskiy 17.31; Douglas 17.01; Karailiev 16.95

Non-Qualifiers: Allen Simms PUR 16.82; Karl Tailleppierre FRA 16.80; Aarik Wilson USA 16.61; Jefferson Sabino BRA 16.55; Anders Møller DEN 16.25; Li Yanxi CHN 16.13; Paolo Camossi ITA 15.96; Dmitriy Valukevič SVK 15.92; Randy Lewis GRN DNS

Valencia 2008

Final (Mar 9)

1,	Phillips Iдовu	GBR	17.75
2,	David Girat	CUB	17.47
3,	Nelson Évora	POR	17.27
4,	Fabrizio Donato	ITA	17.27
5,	Dmitriy Valukevič	SVK	17.14
6,	Osniel Tosca	CUB	17.13
7,	Aarik Wilson	USA	16.88
8,	Danil Burkenya	RUS	16.84

In four attempts Iдовu had never done better than sixth in a global title meeting, but in Valencia, after an opening jump of 17.10, he responded to Girat’s opening jump of 17.43 with a stupendous 17.75 (measured at 17.84 from take-off and comprising a 6.20 hop, 5.80 step and 5.75 jump). This not only beat his outdoor best of 17.68, but also broke Jonathan Edwards’ indoor British record of 17.64. Girat showed competitive fire by immediately responding with 17.47 (17.61 from take-off).

Iдовu backed up his winning effort with jumps of 17.56 and 17.45. Évora took the bronze medal on countback from Donato as both men cleared 17.27, with Évora producing two backup efforts of 17.26. Iдовu’s win was the first indoor field event gold by a British male.

Qualifying round (16.95 or top 8 to final) (Mar 7)

Qualifiers: Girat 17.20, Wilson 17.13, Valukevič 17.13, Iдовu 17.05, Donato 16.96, Tosca 16.93, Évora 16.93, Burkenya 16.83

Non-qualifiers: Randy Lewis GRN 16.77, Andrés Capellán ESP 16.67, Kenta Bell USA 16.66, Leevan Sands BAH 16.31, Gu Junjie CHN 16.25, Yevgeniy Plotnir RUS 16.21, Zhong Minwei CHN 15.88

Doha 2010

Final (Mar 14)

1,	Teddy Tamgho	FRA	17.90WR
2,	Yoandris Betanzos	CUB	17.69
3,	David Girat	CUB	17.36
4,	Christian Olsson	SWE	17.23
5,	Fabrizio Donato	ITA	16.88
6,	Jadel Gregório	BRA	16.78
7,	Dmitriy Valukevič	SVK	16.72
8,	Igor Spasovkhodskiy	RUS	16.42

The final event of the championships produced the finest performance

of the meeting. The competition had been led from the first round by Betanzos, who had powered to 17.69. Behind him Tamgho (17.41) Olsson (17.23) and Girat (17.15) all opened with 17+ jumps. The Swede had to retire injured, but both Girat and Tamgho improved, clearing 17.36 and 17.50 respectively in the penultimate round. Tamgho then produced an enormous jump, featuring a hop close to 7m, which was measured at a world indoor record of 17.90. Betanzos reacted well with a final jump of 17.57, but the day belonged to the mercurial Frenchman who concluded “after the Cuban jumped 17.69 I had to react and give it all.”

Regretably, no phase measurements were made of the triple jump in Doha 2010.

Qualifying round (16.95 or top 8 to final) (Mar 12)

Qualifiers: Betanzos 17.11, Olsson 17.07, Tamgho 16.90, Gregório 16.85, Donato 16.82, Girat 16.71, Spasovkhodskiy 16.57, Valukevič 16.55

Non-qualifiers: Li Yanxi CHN 16.54, Viktor Yastrebov UKR & Dimitrios Tsiámis GRE 16.53, Jefferson Sabino BRA 16.49, Momchil Karailiev BUL 16.43, Brandon Roulhac USA 16.36, Walter Davis USA 16.33, Samyr Laine HAI 16.30, Randy Lewis GRN 16.28, Colomba Fofana FRA 15.95, Daniele Greco ITA 15.60

Istanbul 2012

Final (Mar 11)

1,	Will Claye	USA	17.70
2,	Christian Taylor	USA	17.63
3,	Lyukman Adams	RUS	17.36
4,	Fabrizio Donato	ITA	17.28
5,	Daniele Greco	ITA	17.28
6,	Benjamin Compaoré	FRA	17.05
7,	Alexis Copello	CUB	16.92
8,	Dong Bin	CHN	16.75

The competition was a superb battle between 2011 Florida State teammates Taylor and Claye. Taylor, the World Champion outdoors, led the qualifiers with 17.39, and then produced an excellent 17.63 in the first round of the final. Donato went into second place in the second round with 17.28. Claye was in fifth with 16.89 after three rounds, and boomed a lifetime best jump of 17.70, using every available centimetre on the board. Claye supported that winning jump with two final efforts of 17.63 and 17.53. Behind the two Americans, Adams took the bronze medal with a personal best 17.36, and a fine competition was rounded out by Greco becoming the second Italian of the evening to jump 17.28 – though his toe-to-heel length was 17.33 compared with Donato’s 17.35.

Qualifying round (17.00 or top 8 to final) (Mar 10)

Qualifiers: Taylor 17.39; Donato 17.07; Adams 17.04; Claye 17.01; Greco 16.94; Dong 16.94; Copello 16.90; Compaoré 16.81

Non-qualifiers: David Girat CUB 16.71; Jefferson Sabino BRA 16.67; Marian Oprea ROU 16.58; Sheryf El-Sheryf UKR 16.25; Samyr Laine HAI 16.06

Sopot 2014

Final (Mar 9)

1,	Lyukman Adams	RUS	17.37
2,	Ernesto Revé	CUB	17.33
3,	Pedro Pablo Pichardo	CUB	17.24
4,	Marian Oprea	ROU	17.21
5,	Karol Hoffmann	POL	16.89
6,	Chris Carter	USA	16.74
7,	Cao Shuo	CHN	16.55
8,	Viktor Kuznetsov	UKR	16.51

Much like the Sopot men’s long jump, this title was decided in the final round after a contest of modest distances. The experienced Oprea led after round one with 17.02, then this was overtaken in the next round by both Adams (17.21) and Revé (17.33). Those stayed in the top three until the final round when Pichardo’s 17.24 put Oprea out of the medals. The Romanian immediately responded with 17.21, but that still left him behind Adams who had backed up his own 17.21 with 17.17.

With his (and the contest's) final effort, the Russian clicked with a hop of 6.23, step of 5.60 and jump of 5.54. The total of 17.37 gave him the gold, though from take off that distance was marginally inferior to the best of Revé (17.401 to 17.41).

Qualifying round (16.90 or top 8 to final) (Mar 8)

Qualifiers: Oprea 17.02; Pichardo 16.82; Adams 16.68; Revé 16.55; Carter 16.54; Cao 16.47; Hoffmann 16.37; Kuznetsov 16.29

Non-qualifiers: Roman Valiyev KAZ 16.22; Samyr Laine HAI 16.13; Vladimir Letnicov MDA 15.83

TRIPLE JUMP

Multiple Medalists:

3	Yoandri Betanzos	CUB	04-3, 06-3, 10-2
2	Mike Conley	USA	87-1, 89-1
	Brian Wellman	BER	93-3, 95-1
	Yoelbi Quesada	CUB	95-2, 03-3
	Christian Olsson	SWE	03-1, 04-1
	Walter Davis	USA	03-2, 06-1
	Jadel Gregório	BRA	04-2, 06-2
	David Girat	CUB	08-2, 10-3
	Lyukman Adams	RUS	12-3, 14-1

Most Finals:

4	Quesada		93-5, 95-2, 99-4, 03-3
	Fabrizio Donato	ITA	01-6, 08-4, 10-5, 12-4
	Gregório		03-6, 04-2, 06-2, 10-6
	Marian Oprea	ROU	03-8, 04-5, 06-4, 14-4

Most Appearances:

6	Donato		01-6, 04-11Q, 06-17Q, 08-4, 10-5, 12-4
---	--------	--	--

National Placings:

	1	2	3	4	5	6	7	8	Points
CUB	1	7	7	1	1	1	2	-	115
USA	4	3	-	-	2	2	1	-	69
SWE	2	-	1	2	1	-	-	-	36
URS	1	2	-	2	-	-	1	-	34
RUS	1	-	2	1	1	-	1	2	33
ITA	1	-	-	2	2	1	1	-	31
FRA	2	-	1	-	-	2	-	2	30
GBR	1	1	-	1	-	1	2	1	28
GER	1	-	-	2	1	1	-	-	25
BRA	-	2	-	-	-	2	-	-	20
ROU	-	-	-	2	2	-	-	1	19
BUL	1	-	-	1	1	-	-	-	17
BER	1	-	1	-	-	-	-	-	14
CHN	-	-	-	1	-	1	2	1	13
AUS	-	-	1	-	1	-	-	-	10
POR	-	-	1	-	-	1	-	-	9
BLR	-	-	-	1	-	-	1	1	8
TCH	-	-	-	-	2	-	-	-	8
LAT	-	1	-	-	-	-	-	-	7
BAH	-	-	1	-	-	-	-	1	7
HUN	-	-	1	-	-	-	-	1	7
POL	-	-	-	-	1	-	1	-	6
SVK	-	-	-	-	1	-	1	-	6
ISR	-	-	-	-	-	1	1	-	5
ARM	-	-	-	-	-	1	-	1	4
UKR	-	-	-	-	-	1	-	1	4
NGR	-	-	-	-	-	1	-	-	3
MAD	-	-	-	-	-	-	1	-	2
NOR	-	-	-	-	-	-	1	-	2
BEL	-	-	-	-	-	-	-	1	1
EGY	-	-	-	-	-	-	-	1	1
GRE	-	-	-	-	-	-	-	1	1
JPN	-	-	-	-	-	-	-	1	1
Totals	16	16	16	16	16	16	16	16	576

Shot Put

Paris 1985

Straight Final (Jan 19: Non-championship)

1,	Remigius Machura	TCH	21.22
2,	Udo Beyer	GDR	21.10
3,	Janis Bojars	URS	19.94
4,	Jozef Lacika	TCH	19.75
5,	Helmut Krieger	POL	19.58
6,	Marco Montelatici	ITA	19.48

7, Gert Weil CHI 19.47

8, Gregg Traftals USA 18.93

9, Eugeniusz Ballo POL 18.40; 10, Kari Toyrylä FIN 17.93; 11, Ali Mohamed Al-Saad BRN 15.02; 12, Abdallah Soursour KUW 13.73

The defeat of world outdoor record holder Udo Beyer, who was overtaken by Machura's fifth-round throw of 21.22, was one of the biggest upsets of the Games.

Indianapolis 1987

Straight Final (Mar 7)

1,	Ulf Timmermann	GDR	22.24
2,	Werner Günthör	SUI	21.61
3,	Sergey Smirov	URS	20.67
4,	Gregg Traftals	USA	20.26
5,	Lars Arvid Nilsen	NOR	20.09
6,	Ron Backes	USA	20.02
7,	Udo Gelhausen	FRG	19.80
8,	Karsten Stolz	FRG	19.60
9,	Gert Weil	CHI	18.90
10,	Klaus Bodenmüller	AUT	18.84
11,	Dimitrios Koutsoukis	GRE	18.01
12,	Mohamed Ashosh	EGY	17.87
13,	Eggert Bogasson	ISL	17.35

Timmermann comfortably beat world record holder Günthör and also came within two centimetres of the Swiss's world record.

"I'm not as big as some of the other putters," said the 1.95/129kg Timmermann, "but that doesn't mean I wouldn't like to be."

Budapest 1989

Straight Final (Mar 4)

1,	Ulf Timmermann	GDR	21.75
2,	Randy Barnes	USA	21.28
3,	Georg Anderson	NOR	20.98
4,	August Wolf	USA	20.82
5,	Karsten Stolz	FRG	20.11
6,	Gert Weil	CHI	19.91
7,	Alessandro Andrei	ITA	19.77
8,	Janne Ronkainen	FIN	19.25
9,	Karel Šula	TCH	19.24
10,	Paul Ruiz	CUB	18.80
11,	Pétur Gudmundsson	ISL	18.31

Barnes had increased the world record to 22.66 in the winter of 1989, but was no match for the Olympic Champion Timmermann, who defended his title in style. In fact, Barnes was only in sixth place prior to his final throw, which won him the silver medal.

Seville 1991

Straight Final (Mar 8)

1,	Werner Günthör	SUI	21.17
2,	Klaus Bodenmüller	AUT	20.42
3,	Ron Backes	USA	20.06
4,	Pétur Gudmundsson	ISL	19.81
5,	Lars Arvid Nilsen	NOR	19.69
6,	Gert Weil	CHI	19.56
7,	Oliver-Sven Buder	GER	19.41
8,	Art McDermott	USA	19.03
9,	Sergey Smirov	URS	18.87
10,	Paul Edwards	GBR	18.65
11,	Helmut Krieger	POL	18.59
12,	Paul Ruiz	CUB	18.57
13,	Jan Sagedal	NOR	18.38
14,	Alessandro Andrei	ITA	18.29
15,	Gheorghe Guşet	ROU	18.07
16,	Igor Avrunin	ISR	17.54

The contest was highlighted by an impressive comeback from injury by Günthör, whose career had been saved by surgery to a lower back injury one year earlier. The Swiss followed up some impressive overhead 23m throws in training to win comfortably with a fourth-round 21.17.

Toronto 1993**Final (Mar 12)**

1,	Mike Stulce	USA	21.27
2,	Jim Doehring	USA	21.08
3,	Aleksandr Bagach	UKR	20.63
4,	Aleksandr Klymenko	UKR	20.58
5,	Paolo Dal Soglio	ITA	19.74
6,	Luciano Zerbini	ITA	19.68
7,	Sergey Smirnov	RUS	19.59
8,	Oliver-Sven Buder	GER	19.03

9, Paul Edwards GBR 18.32; 10, Viktor Bulat BLR 18.17; 11, Markus Koistinen FIN 18.00; Gheorghe Guşet ROU NM

The gold and silver medallists were the same as in the previous year's Olympic Games. A fifth-round 21.27 by Stulce overtook Doehring's opening throw of 21.08.

Qualifying round (19.60 or top 12 to final) (Mar 12)

Qualifiers: Stulce 20.56; Bagach 20.21; Klymenko 19.74; Smirnov 19.64; Doehring 19.56; Dal Soglio 19.49; Zerbini 19.32; Buder 19.12; Edwards 18.23; Koistinen 18.20; Bulat 18.18; Guşet 18.09

Non-qualifiers: John Minns AUS 18.08; Kent Larsson SWE 18.05; Rob Venier CAN 17.36

Barcelona 1995**Straight Final (Mar 10)**

1,	Mika Halvari	FIN	20.74
2,	C. J. Hunter	USA	20.58
3,	Dragan Perić	YUG	20.36
4,	Manuel Martínez	ESP	19.97
5,	Yuriy Belonog	UKR	19.74
6,	Petur Gudmundsson	ISL	19.67
7,	Paolo Dal Soglio	ITA	19.44
8,	Oliver Dück	GER	19.24

9, Thorster Herbrand GER 19.08; 10, Corrado Fantini ITA 18.74; 11, Roar Hoff NOR 18.64; 12, Kevin Toth USA 18.61; 13, Saulius Kleiza LTU 18.41; 14, Yevgeniy Palchikov RUS 18.33; 15, Carel Le Roux RSA 18.24; 16, Sergey Rubtsov KAZ 18.08

Halvari, whose previous best honour was fourth at the 1994 Europeans outdoors, capped a startling season with a world indoor title. The imposing Finn – who improved his best by 75cm in the past winter – beat the more favoured American C. J. Hunter in round two.

Paris 1997**Final (Mar 7)**

1,	Yuriy Belonog	UKR	21.02
2,	Aleksandr Bagach	UKR	20.94
3,	John Godina	USA	20.87
4,	Oliver-Sven Buder	GER	20.70
5,	Manuel Martínez	ESP	20.37
6,	Mika Halvari	FIN	20.22
7,	Corrado Fantini	ITA	20.02
8,	Arsi Harju	FIN	20.00

9, Miroslav Menc CZE 19.66; 10, Mark Parlin USA 19.44; 11, Kjell Ove Hauge NOR 19.42; Paolo Dal Soglio ITA NM

For the first time indoors, the first eight all exceeded 20m. Olympic silver medallist Godina was the first-round leader with 20.85. This was overtaken first by Belonog (21.02) in round two, then his Ukrainian team-mate Bagach (20.94 in the fifth). Dal Soglio, who had led the world indoor rankings, fouled out of the final with a knee injury.

Qualifying round (19.80 or top 12 to final) (Mar 7)

Group A qualifiers: Godina 20.46; Halvari 20.04; Martínez 19.96; Hauge 19.78; Belonog 19.62; Fantini 19.59

Non-qualifiers: Michael Mertens GER 19.43; Dmitriy Goncharuk BLR 19.43; Mark Proctor GBR 19.21; Fernando Alves POR 18.98; Pavel Chumachenko RUS 18.88

Group B qualifiers: Buder 20.06; Harju 20.04; Menc 20.01; Bagach 19.91; Dal Soglio 19.82; Parlin 19.81

Non-qualifiers: Virgilijus Alekna LTU 18.90; Andreas Gustafsson SWE 18.67; Matt Simson GBR 18.30; Bilal Mubarak QAT 18.29; Jorge Vázquez PAR NM

Maebashi 1999**Straight Final (Mar 5)**

1,	Aleksandr Bagach	UKR	21.41
2,	John Godina	USA	21.06
3,	Yuriy Belonog	UKR	20.89
4,	Manuel Martínez	ESP	20.79
5,	Arsi Harju	FIN	20.38
6,	Paolo Dal Soglio	ITA	20.10
7,	Pavel Chumachenko	RUS	19.82
8,	Andrey Mikhnevich	BLR	19.44

9, Andy Bloom USA 18.76; 10, Yuji Okano JPN 16.72

The medallists were the same as in 1997 but the order was different. Bagach was always placed to keep the title in the Ukraine. His first put of 20.78 took the lead and he improved to 21.18 in the second. After the third (Bagach 21.10), another Ukrainian, Belonog, was second (20.89) with Godina third (20.68).

Bagach improved to 21.41 in the fifth but there was no place change until Martínez produced a Spanish record of 20.79 in the sixth. The Spaniard then sat squarely in front of the scoreboard to wait for the result of Godina – who had warmed up for the final with a 22 metre effort – next to throw. Both men were to be disappointed. Godina because his 21.06 failed to catch Bagach, and Martínez because he knew he would be fourth, just as he was in 1995. Bagach ended with a no-throw.

Lisbon 2001**Straight Final (Mar 9)**

1,	John Godina	USA	20.82
2,	Adam Nelson	USA	20.72
3,	Manuel Martínez	ESP	20.67
4,	Timo Aaltonen	FIN	20.24
5,	Paolo Dal Soglio	ITA	20.17
6,	Miroslav Menc	CZE	20.08
7,	Milan Haborák	SVK	20.05
8,	Yuriy Belonog	UKR	19.71

9, Gheorghe Guşet ROU 19.68; 10, Pavel Chumachenko RUS 19.66; 11, Brad Snyder CAN 19.56; 12, Roman Virastyuk UKR 19.55; Alexis Paumier CUB NM

Godina and Nelson made it a 1-2 for the United States, though neither were happy with the conditions. Godina complained about the painted surface of the ring, while Nelson did not like that or the fencing which restricted the width of the sector. That might explain why Nelson followed his opening put of 20.72 with five fouls.

Godina produced 20.72 in the fourth to overtake his team-mate with his backup distance of 20.17. He improved to 20.82 and thus completed a neat progression from bronze in 1997 and silver in 1999. Martínez – who lost a medal in the final round in Maebashi – improved from fifth to third this time with his last put of 20.67.

Birmingham 2003**Final (Mar 14)**

1,	Manuel Martínez	ESP	21.24
2,	John Godina	USA	21.23
3,	Yuriy Belonog	UKR	21.13
4,	Arsi Harju	FIN	20.96
5,	Justin Anlezark	AUS	20.65
6,	Tepa Reinikainen	FIN	20.59
7,	Milan Haborák	SVK	20.21
8,	Joachim B. Olsen	DEN	20.12

The defending champion Godina once again had trouble keeping his throws in the sector but looked to have secured a second title when he spun out to 21.23 at the end of the third round. He then produced another two fouls, the second of which was the longest of the day.

Meanwhile the consistent Martínez (21.14 in the second) put 21.01 and 20.70. The 1997 winner Belong was confirmed in third place as the contest ended with the last tries of the big two. First was the shaven-headed Martínez, who produced a wonderfully accurate effort right down the middle of the sector. It was measured at 21.24, so Godina was overhauled. The American's response (20.66) was insufficient.

Qualifying round (20.25 or top 8 to final) (Mar 14)

Qualifiers: Godina 20.88; Belong 20.55; Olsen 20.45; Martínez 20.36; Anlezark 20.25; Reinikainen 20.24; Harju 20.19; Haborák 19.95

Non-qualifiers: Pavel Chumachenko RUS 19.71; Rutger Smith NED 19.59; Kevin Toth USA 19.35; Ralf Bartels GER 19.32; Paolo Dal Soglio ITA NM; Gheorghe Guşet ROU DQ (r149) (19.44)

Budapest 2004

Final (Mar 7)

1, Christian Cantwell	USA	21.49
2, Reese Hoffa	USA	21.07
3, Joachim B. Olsen	DEN	20.99
4, Tomasz Majewski	POL	20.83
5, Manuel Martínez	ESP	20.79
6, Andrey Mikhnevich	BLR	20.50
7, Carl Myerscough	GBR	20.47
8, Yuriy Belong	UKR	20.26

The Americans sewed up a 1-2 by the end of the first round. After the first it was not world leader Cantwell in front but his much shorter compatriot Hoffa, who was also an expert juggler. Hoffa set an absolute personal best of 21.07, but in the second Cantwell progressed to 21.49 which proved to be the winner. The US pair were threatened only by Olsen, who reached 20.99 in the fourth.

Group A qualifiers: Belong 20.79; Cantwell 20.77; Myerscough 20.41; Mikhnevich 20.41; Majewski 20.28

Non-qualifiers: Ralf Bartels GER 19.93; Rutger Smith NED 19.67; Marco Verni CHI 19.61; Ivan Yushkov RUS 19.55; Ivan Emelianov MDA 17.47; Alexis Paumier CUB NM

Group B qualifiers: Martínez 20.59; Hoffa 20.28; Olsen 20.28

Non-qualifiers: Zsolt Biber HUN 20.24; Ville Tiisanoja FIN 20.21; Miran Vodovnik SLO 19.83; Khalid Habash Al-Suwaidi QAT 19.82; Janus Robberts RSA 19.41; Pavel Sofin RUS 19.02; Dmitry Goncharuk BLR 18.24; Gheorghe Guşet ROU NM

Moscow 2006

Final (Mar 10)

1, Reese Hoffa	USA	22.11
2, Joachim B. Olsen	DEN	21.16
3, Pavel Sofin	RUS	20.68
4, Gheorghe Guşet	ROU	20.60
5, Manuel Martínez	ESP	20.43
6, Tomasz Majewski	POL	20.07
7, Anton Lyuboslavskiy	RUS	19.93
(2,) Andrey Mikhnevich	BLR	DQ (r40.9) (21.37)

Hoffa, the favourite, led the qualifiers with 20.76, and opened the final with 21.41. He then put 22.11, a lifetime best and fourth on the world indoor all-time list. Behind him, the gangly 2m tall Sofin was second at the end of round one with a personal best 20.68. He was overtaken in the next round by Olsen (21.16) and Mikhnevich (21.25). The Belarusian produced three of the four efforts over 21m in the second half of the competition, topped by his fourth-round 21.37. Hoffa's one fair throw after his winning effort was 21.61 in round four. 2004 champion Cantwell was expected to threaten Hoffa, but failed to qualify with 19.90.

In March 2013, the IAAF announced that re-tests of doping samples from the 2005 outdoor World Championships had revealed adverse findings for six athletes including Mikhnevich. The case concluded the following July with the annulment of all of the Belarusian's results from August 5, 2005. He was also banned for life, as he'd already served a two-year suspension in 2001-2003. Olsen was therefore upgraded to silver and Sofin to bronze.

Qualifying round (20.30 or top 8 to final) (Mar 10)

Qualifiers: Hoffa 20.76; Olsen 20.33; Sofin 20.24; Guşet 20.22; Majewski 20.19; Martínez 20.10; Lyuboslavskiy 20.04; Mikhnevich DQ (r40.9) (20.35)

Non-qualifiers: Mikuláš Konopka SVK 19.91; Christian Cantwell USA 19.90; Peter Sack GER 19.79; Ralf Bartels GER 19.46; Janus Robberts RSA 19.39; Miran Vodovnik SLO 19.37; Zhang Qi CHN 18.96; Ville Tiisanoja FIN 18.86; Hamza Alić BIH 18.42; Khalid Habash Al-Suwaidi QAT NM

Valencia 2008

Final (Mar 7)

1, Christian Cantwell	USA	21.77
2, Reese Hoffa	USA	21.20
3, Tomasz Majewski	POL	20.93
4, Rutger Smith	NED	20.78
5, Dorian Scott	JAM	20.29
6, Scott Martin	AUS	20.13
7, Peter Sack	GER	20.05
(4,) Andrey Mikhnevich	BLR	DQ (r40.9) (20.82)

The favourites were Cantwell, the 2004 champion, who had put 22.18 two weeks earlier, and reigning champion Hoffa, who led the qualifiers with 21.49. World leader (at 22.40i) Adam Nelson had failed to make the US team despite throwing 21.25 in the US Championships.

Cantwell led after the first round with 21.14, but was overtaken 21.20 to 21.19 in the second round by Hoffa. Cantwell then took over with efforts of 21.58, 21.77 and 21.69. Hoffa was unable to breach 21m after the second round. Behind the top two, Majewski – one of only two “gliders” in the final rather than the rotational putters – set a lifetime best of 20.93 for bronze.

Qualifying round (20.20 or top 8 to final) (Mar 7)

Qualifiers: Hoffa 21.49; Cantwell 20.91; Martin 20.83; Scott 20.62; Smith 20.30; Sack 20.27; Majewski 20.23; Mikhnevich DQ (r40.9) (20.58)

Non-qualifiers: Hamza Alić BIH 20.00; Pavel Sofin RUS 19.95; Miran Vodovnik SLO 19.94; Carl Myerscough GBR 19.86; Milan Haborák SVK 19.80; Manuel Martínez ESP 19.75; Dylan Armstrong CAN 19.56; Robert Häggblom FIN 19.42; Yuriy Belong UKR 19.02; Kim Christensen DEN 18.26; Ivan Emilianov MDA 18.16; Marco Fortes POR 17.96; Chang Ming-Huang TPE 17.73

Doha 2010

Final (Mar 13)

1, Christian Cantwell	USA	21.83
2, Ralf Bartels	GER	21.44
3, Dylan Armstrong	CAN	21.39
4, Tomasz Majewski	POL	21.20
5, Pavel Lyzhyn	BLR	20.67
6, David Storl	GER	20.40
7, Scott Martin	AUS	19.76
8, Carl Myerscough	GBR	18.66
(2,) Andrey Mikhnevich	BLR	DQ (r40.9) (21.68)

It was clear that the crowd was in for a treat when Armstrong set a Canadian record 21.12 in the opening round, only to find himself in third behind Olympic champion Majewski (21.20) and Cantwell, who reached 21.60. Bartels moved into silver medal position in round two with 21.44 and was overtaken in the next round by Mikhnevich's 21.49. Armstrong came close to the medals with a lifetime best of 21.39 in the penultimate round, and two throws later Mikhnevich reached 21.68. Cantwell, endeavouring to take his third indoor title, reacted magnificently in the last round with a winning 21.83. There had been two World Indoor Championships with three men over 21m, but in Doha there were five.

Mikhnevich was ultimately disqualified for an historic doping offence, as detailed in the report for Moscow 2006.

Qualifying round (20.30 or top 8 to final) (Mar 12)

Group A qualifiers: Bartels 20.91, Armstrong 20.50, Mikhnevich DQ (r40.9) (20.34)

Non-qualifiers: Cory Martin USA 20.23, Jan Marcell CZE 20.04, Māris Urtāns LAT 19.97, Maksim Sidorov RUS 19.88, Miroslav Vodovnik SLO 19.82, Mihail Stamatoyiannis GRE 19.51, Zhang Jun CHN 18.51

Group B qualifiers: Cantwell 20.72, Martin 20.61, Stori 20.49, Myerscough 20.44, Lyzhyn 20.42, Majewski 20.38

Non-qualifiers: Asmir Kolašinac SRB 20.10, Lajos Kürthy HUN 19.43, Sultan Abdulmajeed Al-Hebshi KSA 18.67, Yasser Ibrahim EGY 18.06, Marco Fortes POR NM

Istanbul 2012

Final (Mar 9)

1,	Ryan Whiting	USA	22.00
2,	David Stori	GER	21.88
3,	Tomasz Majewski	POL	21.72
4,	Reese Hoffa	USA	21.55
5,	Maksim Sidorov	RUS	20.78
6,	Germán Lauro	ARG	20.38
7,	Rutger Smith	NED	20.30
8,	Ivan Yushkov	RUS	20.10

On only one previous occasion at these championships (1987) had two men thrown over 21.50. At Istanbul, four men exceeded that distance. It might have been five had 22.21 man Armstrong not been suffering from an arm injury.

Stori, the outdoor World Champion, set a lifetime best with his opening 21.88 in the final. Whiting and Majewski then respectively threw 21.59 and 21.28. Hoffa went into bronze medal position with 21.55 in the second round, but Majewski then set a Polish indoor record 21.65. The next round saw Stori back up his leading throw with 21.86. It seemed the fireworks were over, but in the penultimate round, Whiting produced a personal best of 22.00 and Majewski improved to 21.72. Whiting finished with 21.98 to seal the finest indoor shot competition in history.

Qualifying round (20.70 or top 8 to final) (Mar 9)

Qualifiers: Stori 21.43; Hoffa 21.23; Majewski 21.17; Lauro 20.40; Whiting 20.37; Smith 20.21; Yushkov 20.14; Sidorov 20.04

Non-qualifiers: Dylan Armstrong CAN 19.84; Marco Fortes POR 19.83; Dale Stevenson AUS 19.80; Asmir Kolašinac SRB 19.70; Carlos Véliz CUB 19.64; Lajos Kürthy HUN 19.62; Candy Bauer GER 19.60; Amin Nikfar IRI 18.97; Burger Lambrechts RSA 18.96; Borja Vivas ESP 18.94; Kim Christensen DEN 18.87; Hamza Alić BIH 18.80; Chang Ming-Huang TPE 18.75; Emanuele Fuamatu SAM 18.60; Hüseyin Atıcı TUR 18.42

Sopot 2014

Final (Mar 7)

1,	Ryan Whiting	USA	22.05
2,	David Stori	GER	21.79
3,	Tom Walsh	NZL	21.26
4,	Tomasz Majewski	POL	21.04
5,	Georgi Ivanov	BUL	21.02
6,	Germán Lauro	ARG	20.50
7,	Orazio Cremona	RSA	20.49
8,	Aleksandr Lesnyy	RUS	20.16

Whiting and Stori were first and second as in 2012, and with similar distances. The American's 22.05 overtook the German's 21.79 in round four. It looked as if Majewski would repeat as bronze medallist when he improved to 21.04 in the fourth, but that was before the last round effort of the revelation of the event, Walsh.

Competing in his first-ever indoor contest, the New Zealander set a series of national indoor records before finishing with 21.26. That pushed home favourite Majewski off the podium. Poor Ivanov found that his own national indoor record of 21.02 was good enough only for fifth place.

Qualifying round (20.70 or top 8 to final) (Mar 7)

Qualifiers: Stori 21.24; Whiting 20.75; Lauro 20.73; Majewski 20.60; Ivanov 20.45; Walsh 20.41; Cremona 20.28; Lesnyy 20.26

Non-qualifiers: Borja Vivas ESP 20.19; Kurt Roberts USA 20.17; Marco Fortes POR 20.12; Tomáš Staněk CZE 20.06; Asmir Kolašinac SRB 20.04; O'Dayne Richards JAM 19.77; Kemal Mešić BIH 19.50; Maksim Sidorov RUS 18.98; Stephen Mozia NGR 18.91; Frank Elemba CGO 17.74; Jaco Engelbrecht RSA 17.59

SHOT PUT

Multiple Medalists:	
4	John Godina USA 97-3, 99-2, 01-1, 03-2
3	Aleksandr Bagach UKR 93-3, 97-2, 99-1
	Yuriy Belonog UKR 97-1, 99-3, 03-3
	Reese Hoffa USA 04-2, 06-1, 08-2
	Christian Cantwell USA 04-1, 08-1, 10-1
2	Werner Günthör SUI 87-2, 91-1
	Ulf Timmermann GDR 87-1, 89-1
	Manuel Martínez ESP 01-3, 03-1
	Joachim B. Olsen DEN 04-3, 06-2
	Tomasz Majewski POL 08-3, 12-3
	Ryan Whiting USA 12-1, 14-1
	David Stori GER 12-2, 14-2

Most Finals:	
7	Martinez 95-4, 97-5, 99-4, 01-3, 03-1, 04-5, 06-5

Most Appearances:	
8	Martinez 95-4, 97-5, 99-4, 01-3, 03-1, 04-5, 06-5, 08-13Q

National Placings:									
	1	2	3	4	5	6	7	8	Points
USA	8	8	2	3	-	1	-	2	152
GER	2	4	-	1	1	1	3	3	65
UKR	2	1	3	1	1	-	-	2	52
ESP	1	-	1	2	3	-	-	-	36
POL	-	-	2	3	1	1	-	-	34
FIN	1	-	-	2	1	2	-	2	30
ITA	-	-	-	-	2	3	3	-	23
RUS	-	-	1	-	1	-	3	2	18
SUI	1	1	-	-	-	-	-	-	15
DEN	-	1	1	-	-	-	-	1	14
NOR	-	-	1	-	2	-	-	-	14
TCH	1	-	-	1	-	-	-	-	13
URS	-	-	2	-	-	-	-	-	12
AUS	-	-	-	-	1	1	1	-	9
ISL	-	-	-	1	-	1	-	-	8
BLR	-	-	-	-	1	1	-	1	8
CHI	-	-	-	-	-	2	1	-	8
AUT	-	1	-	-	-	-	-	-	7
NED	-	-	-	1	-	-	1	-	7
CAN	-	-	1	-	-	-	-	-	6
NZL	-	-	1	-	-	-	-	-	6
YUG	-	-	1	-	-	-	-	-	6
ARG	-	-	-	-	-	2	-	-	6
ROU	-	-	-	1	-	-	-	-	5
BUL	-	-	-	-	1	-	-	-	4
JAM	-	-	-	-	1	-	-	-	4
SVK	-	-	-	-	-	-	2	-	4
CZE	-	-	-	-	-	1	-	-	3
GBR	-	-	-	-	-	-	1	1	3
RSA	-	-	-	-	-	-	1	-	2
Totals	16	16	16	16	16	16	16	14	574

Heptathlon Toronto 1993

(Mar 13/14: Non-championship)

1,	Dan O'Brien	USA	6476WR
2,	Mike Smith	CAN	6279
3,	Eduard Hämäläinen	BLR	6075
4,	Lev Lobodin	UKR	6017
5,	Dezso Szabó	HUN	5790
6,	William Motti	FRA	5507

Alain Blondel FRA DNF (5029); Andrei Nazarov EST DNF (4237); Alvaro Burrell ESP DNF (4043); Robert Zmëlik CZE DNF (3247); Brian Brophy USA DNF (3229); Sándor Munkácsi HUN DNF (2105)

World Champion decathlete O'Brien got off to the best possible start to this invitation event, literally, with a 0.104 reaction time in his 60m heat. He finished the first day 215 points ahead of Christian Plaziat's score at the same stage in his world record performance.

O'Brien continued way ahead of record pace on the second day, scoring his fifth win out of five events in the 60m hurdles. A good pole vault guaranteed a world record, but O'Brien lost a chunk of his 246-point advantage with a weak 1000m run.

Individual marks:

	60	LJ	SP	HJ	60h	PV	1000
O'Brien	6.67	7.84	16.02	2.13	7.85	5.20	2:57.96
Smith	7.06	7.49	15.97	2.10	7.98	5.10	2:45.55
Hämäläinen	7.08	7.39	14.50	2.01	7.93	5.20	2:49.54
Lobodin	6.89	7.13	14.99	2.10	7.98	4.80	2:53.51
Szabó	7.15	7.31	13.01	1.98	8.45	5.40	2:55.24
Motti	7.46	6.91	14.91	2.13	8.66	4.80	3:05.82
Blondel	7.17	7.27	13.92	1.95	8.18	5.00	DNS
Nazarov	6.98	7.16	13.85	2.01	8.07	NH	
Burrell	6.99	7.09	14.22	1.98	8.78	NH	
Změlík	6.96	7.57	13.84	1.86	DNS		
Brophy	7.20	7.08	15.13	1.98	DNS		
Munkácsi	7.14	6.54	11.31	DNS			

Barcelona 1995**(Mar 11/12)**

1, Christian Plaziat	FRA	6246
2, Tomáš Dvořák	CZE	6169
3, Henrik Dagård	SWE	6142
4, Ricky Barker	USA	6120
5, Alex Kruger	GBR	5978
6, Antonio Peñalver	ESP	5939
7, Erki Nool	EST	5887
8, Sébastien Levicq	FRA	5870

9, Zsolt Kürtösi HUN 5831; 10, Robert Wärrf SWE 5751; 11, Sheldon Blockburger USA 5127; Petri Kesitalo FIN DNF (4250)

The early leaders faltered in this, the first official world championship heptathlon. Nool, the winner of the first two events, slipped to 10th place after a miserable shot effort of 10.46. Then overnight leader Blockburger no-heighted in the pole vault.

By contrast, Plaziat started the second day brilliantly to move from second place to a 71-point lead before the 1000m. The Frenchman could afford to finish fifth in the final event as his closest rival, Barker, struggled in ninth. The minor medals went instead to Dvořák and Dagård, who were first and second in the 1000m.

Individual marks:

	60	LJ	SP	HJ	60h	PV	1000
Plaziat	6.96	7.52	14.92	2.04	7.85	5.10	2:44.56
Dvořák	7.02	7.36	15.84	2.04	7.87	4.80	2:40.80
Dagård	6.84	7.32	15.27	1.98	7.87	4.80	2:41.60
Barker	7.02	7.26	14.62	2.13	8.05	5.10	2:49.72
Kruger	7.16	7.23	14.79	2.16	8.36	4.90	2:48.66
Peñalver	7.15	7.34	16.15	2.04	8.16	4.70	2:51.41
Nool	6.81	7.56	10.46	2.04	8.32	5.00	2:44.89
Levicq	7.22	6.93	14.33	1.98	8.33	5.30	2:44.07
Kürtösi	7.10	7.11	13.79	2.04	8.25	4.80	2:44.88
Wärrf	7.19	7.06	15.33	1.98	8.40	4.60	2:43.25
Blockburger	6.92	7.37	14.94	2.07	8.25	NH	2:52.60
Kesitalo	7.02	7.34	14.80	1.98	8.26	NH	DNS

Paris 1997**(Mar 8/9)**

1, Robert Změlík	CZE	6228
2, Erki Nool	EST	6213
3, Jón Arnar Magnússon	ISL	6145
4, Chris Huffins	USA	6128
5, Christian Plaziat	FRA	6106
6, Steve Fritz	USA	6008
7, Sébastien Levicq	FRA	5865

Tomás Dvořák CZE DNF (4511); Sebastian Chmara POL DNF (3240); Javier Benet ESP DNF (1495)

Huffins had a wonderful start, with a whole heptathlon best at 60m of 6.61. The American then had a poor long jump (7.18), and though he rallied to lead again – by 18 points – after six events, a 1000m of close to three minutes left him without a medal.

The 1992 Olympic Champion Změlík was only fourth overnight

and gained little on overnight leader Magnússon in the 60m hurdles. The pole vault proved decisive, for the Czech's 5.20 was substantially better than the three men above him in the standings. Second place in the 1000m secured the gold for Změlík, who said "that is my personal best in the heptathlon and I can tell you that I knew what was at stake financially. I love that sort of motivation."

Individual marks:

	60	LJ	SP	HJ	60h	PV	1000
Změlík	7.00	7.53	14.51	2.01	7.88	5.20	2:42.41
Nool	6.86	7.44	14.70	1.95	8.08	5.30	2:40.75
Magnússon	6.85	7.56	16.27	2.04	8.02	4.60	2:48.24
Huffins	6.61	7.18	15.55	2.04	7.80	4.70	2:53.53
Plaziat	7.11	7.58	14.10	2.04	7.89	4.90	2:42.75
Fritz	7.15	7.29	14.93	2.01	7.97	5.00	2:46.97
Levicq	7.25	7.07	13.64	1.92	8.15	5.40	2:44.56
Dvořák	6.99	7.69	16.25	1.92	7.87	DNS	
Chmara	7.34	7.11	14.17	2.10	DNS		
Benet	7.21	NM	13.30	DNS			
Kohnle	DNS						
Panjonk	DNS						

Maebashi 1999**(Mar 6/7)**

1, Sebastian Chmara	POL	6386
2, Erki Nool	EST	6374
3, Roman Šebrle	CZE	6319
4, Tomáš Dvořák	CZE	6309
5, Jón Arnar Magnússon	ISL	6293
6, Lev Lobodin	RUS	6153
7, Dezsó Szabó	HUN	6029

Chris Huffins USA DNF (4515)

Huffins had his usual good start, but despite strong support from the crowd, his hopes faded with a 1.96 high jump. He later withdrew after the 60m hurdles with a suspected stress fracture. After the first day the two Czechs – Šebrle and Dvořák – were in front, but it was the third-placed man, Chmara, who was performing nearer to his best form.

The pole vault changed the picture, because neither of the Czechs was particularly strong in this event. Conversely Chmara made 5.20 while Nool cleared 5.50. This lifted the Estonian from seventh to second place, just five points behind the Pole (5489). Šebrle was third (5462), 10 ahead of Dvořák.

Nool needed to beat Chmara by half a second in the 1000m to take gold. He ran the race from the front, but was passed by the Pole at the finish. Šebrle stayed close enough to Dvořák to clinch the bronze medal.

Individual marks:

	60	LJ	SP	HJ	60h	PV	1000
Chmara	7.14	7.62	15.89	2.11	8.05	5.20	2:37.86
Nool	6.83	7.80	14.87	1.93	8.16	5.50	2:38.62
Šebrle	6.94	7.76	15.27	2.11	7.94	4.80	2:41.50
Dvořák	6.95	7.61	16.70	1.99	7.84	4.90	2:41.58
Magnússon	6.99	7.69	16.08	2.02	8.09	5.00	2:39.55
Lobodin	6.87	7.16	15.85	1.96	7.81	5.10	2:47.48
Szabó	7.05	7.29	13.89	2.02	8.18	5.20	2:44.14
Huffins	6.67	7.43	15.53	1.96	7.91	DNS	

Lisbon 2001**(Mar 10/11)**

1, Roman Šebrle	CZE	6420
2, Jón Arnar Magnússon	ISL	6233
3, Lev Lobodin	RUS	6202
4, Stephen Moore	USA	6132
5, Erki Nool	EST	6074
6, Aleksandr Yurkov	UKR	6059
7, Mario Anibal	POR	5867

Chris Huffins USA DNF (3312)

Huffins won the opening event but was to withdraw injured, just as in 1999. Olympic silver medalist Šebrle went ahead in the second event, having set a heptathlon championship record of 7.88. The Czech athlete led by 51 points overnight, and increased this further with a win in the hurdles. A 4.90 pole vault left Šebrle with a little too much to do in the 1000m to challenge the world record. However, he ran hard to clock another event championship best of 2:37.86.

Šebrle's final score of 6420 was four points short of the European record held by his compatriot Tomáš Dvořák. Magnússon needed to stay within four seconds of Lobodin in the 1000m to secure the silver medal.

Individual marks:

	60	LJ	SP	HJ	60h	PV	1000
Šebrle	7.00	7.88	15.75	2.08	7.86	4.90	2:37.86
Magnússon	7.07	7.74	16.34	2.05	8.09	4.90	2:44.99
Lobodin	6.99	7.27	16.39	1.93	7.86	5.20	2:43.59
Moore	7.03	7.46	12.65	2.14	8.06	5.10	2:42.35
Nool	7.01	7.60	14.89	1.93	8.02	5.00	2:44.38
Yurkov	6.99	7.55	14.10	1.96	8.19	5.20	2:45.04
Arribas	7.08	6.99	15.08	1.96	8.20	4.90	2:44.13
Huffins	6.91	7.29	14.75	1.93	DNS		

Birmingham 2003

(Mar 15/16)

1, Tom Pappas	USA	6361
2, Lev Lobodin	RUS	6297
3, Roman Šebrle	CZE	6196
4, Jón Arnar Magnússon	ISL	6185
5, Tomáš Dvořák	CZE	6005
6, Aleksandr Pogorelov	RUS	5999
7, Laurent Hernu	FRA	5988

Erki Nool EST DNF (1759)

Tom Pappas, one of three decathloning brothers, had a dream contest with indoor personal bests in five events, the 60m, long jump, shot put, 60m hurdles and 1000m. He led by 197 points overnight but lost some of that advantage by clearing only 4.90 in the pole vault. Lobodin cleared 5.30 in that event which meant that if he beat Pappas by 10 seconds or so in the 1000m, he could take the gold. In fact he could get no further than 3.40 ahead. Defending champion Šebrle shaded Magnússon for the bronze.

Individual marks:

	60	LJ	SP	HJ	60h	PV	1000
Pappas	6.89	7.56	16.23	2.17	7.80	4.90	2:51.65
Lobodin	6.95	7.22	16.51	2.05	7.89	5.30	2:48.25
Šebrle	7.07	7.62	16.51	2.08	8.02	5.00	2:46.20
Magnússon	7.14	7.63	16.20	2.02	8.06	5.10	2:47.60
Dvořák	7.17	7.21	16.00	2.02	8.06	5.10	2:41.79
Pogorelov	7.11	7.37	14.87	2.11	8.03	4.80	2:52.36
Hernu	7.15	7.34	14.07	2.02	8.03	4.90	2:41.83
Nool	7.08	7.38	NM				

Budapest 2004

(Mar 6/7)

1, Roman Šebrle	CZE	6438
2, Bryan Clay	USA	6365
3, Lev Lobodin	RUS	6203
4, Dmitry Karpov	KAZ	6155
5, Erki Nool	EST	6093
6, Aleksandr Pogorelov	RUS	6022
7, Jón Arnar Magnússon	ISL	5993
8, Ranko Leskovar	SLO	5612

Bryan Clay opened with a startling 6.65 sprint, but then it was Šebrle who dominated with a shot personal best and victory in the high jump. After the first day the Czech led by 45 points from Clay, 3718 to 3673. The American snatched back the lead with a world indoor heptathlon

best hurdles and a personal best pole vault. Moderate performances at those events ended Šebrle's hopes of a world record. Before the 1000m, the Czech was the equivalent of three seconds behind Clay, but since he was by far the better distance runner, one felt that gap would be comfortably closed. So it transpired, with Šebrle almost 10 seconds or 105 points ahead of the American. His winning score was the second best on record.

Individual marks:

	60	LJ	SP	HJ	60h	PV	1000
Šebrle	6.97	7.96	16.28	2.11	7.95	4.80	2:39.67
Clay	6.65	7.78	14.84	2.08	7.77	4.90	2:49.41
Lobodin	6.90	7.36	15.99	2.05	7.83	4.80	2:45.76
Karpov	7.04	7.97	14.95	1.99	7.87	4.60	2:42.34
Nool	6.96	7.57	14.90	1.96	8.33	5.10	2:41.94
Pogorelov	7.07	7.49	15.25	2.08	8.13	4.90	2:54.44
Magnússon	7.02	7.64	15.77	1.96	8.08	4.60	2:47.52
Leskovar	7.04	7.52	13.05	1.96	8.23	4.40	2:55.27

Moscow 2006

(Mar 11/12)

1, André Niklaus	GER	6192
2, Bryan Clay	USA	6187
3, Roman Šebrle	CZE	6161
4, Kristjan Rahnu	EST	6062
5, Aleksey Drozdov	RUS	6052
6, Aleksandr Pogorelov	RUS	5910
7, Konstantin Smirnov	RUS	5795

As in 2004, Clay opened with a fine display of sprinting, this time with 6.67, and by the end of the first day was ahead of Šebrle 3616 to 3578. The Czech had won the long jump with 7.76 (to Clay's 7.74), and both shared the spoils in the high jump at 2.10. Drozdov outshone them both with 16.64 in the shot, and was third after four events with 3551. Clay extended his lead to 101 points after the 60m hurdles, which he won in 7.83. Then came one of the great "volte-faces" seen in a multi-events championships, as Niklaus – languishing 242 points behind in sixth place – produced a vault of 5.30, while Clay only managed 4.60, some 30cm below his indoor best. Niklaus – the better distance runner of the medal contenders – was now 28 points behind Clay, and 14 ahead of Šebrle. The German duly won the 1000m with 10m to spare over Šebrle, with Clay a further 12m behind, and so defeated the American by just five points. This was the closest margin in a men's major championship since Vasily Kuznetsov beat Werner von Moltke by four points in the 1962 European decathlon.

Individual marks:

	60	LJ	SP	HJ	60h	PV	1000
Niklaus	7.06	7.64	14.41	2.07	8.14	5.30	2:47.80
Clay	6.67	7.74	13.89	2.10	7.83	4.60	2:50.92
Šebrle	7.10	7.76	15.74	2.10	8.08	4.80	2:49.38
Rahnu	6.91	7.33	15.78	2.04	8.01	4.90	2:54.70
Drozdov	7.01	7.41	16.64	2.07	8.47	4.90	2:51.07
Pogorelov	7.06	7.43	15.68	2.07	8.04	4.80	3:05.66
Smirnov	6.92	7.24	12.60	2.01	8.00	4.70	2:50.90

Valencia 2008

(Mar 8/9)

1, Bryan Clay	USA	6371
2, Andrey Kravchenko	BLR	6234
3, Dmitry Karpov	KAZ	6131
4, Mikhail Logvinenko	RUS	5984
5, Donovan Kilmartin	USA	5951
6, Andres Raja	EST	5894
Roman Šebrle	CZE	DNF (3562)
Aleksandr Pogorelov	RUS	DNF (1791)

The battle was expected to be between five-time medalist Šebrle and 2005 World Decathlon Champion Clay who was only invited to the championships at short notice. The American dominated the first day, winning the first three events, and jumping 2.09 to round out a first day score of 3736, the second best ever (behind Dan O'Brien's 3800).

Šebrle was in second place with 3562. Clay continued with 7.86 in the hurdles, despite hitting every barrier, but behind him Šebrle suffered a hamstring pull and had to withdraw. An ecstatic Kravchenko twice improved his pole vault best, finishing with 5.03. In the 1000m, Clay needed around 2:45 to break the world indoor record. Of course he did not need to do this to win the title, so it was safe for him to finish in last place in the race though Kravchenko did close the gap to 137 points.

Individual marks:

	60	LJ	SP	HJ	60h	PV	1000
Clay	6.71	7.75	16.21	2.09	7.86	5.00	2:55.64
Kravchenko	7.19	7.63	14.29	2.15	8.11	5.30	2:46.49
Karpov	7.20	7.31	16.19	2.06	8.15	5.20	2:47.45
Logvinenko	7.03	7.35	13.82	2.00	8.08	5.00	2:44.69
Kilmartin	7.02	7.36	14.09	2.03	8.25	5.10	2:51.54
Raja	6.95	7.42	14.85	1.97	8.03	4.60	2:51.54
Šebrle	7.16	7.60	16.16	2.12	DNF		
Pogorelov	7.06	7.48	DNS				

Doha 2010**(Mar 12/13)**

1,	Bryan Clay	USA	6204
2,	Trey Hardee	USA	6184
3,	Aleksey Drozdov	RUS	6141
4,	Andrey Kravchenko	BLR	6124
5,	Roman Šebrle	CZE	6024
6,	Aleksey Kasyanov	UKR	6019
7,	Leonel Suárez	CUB	5764
	Aleksandr Pogorelov	RUS	DNF (656)

Having won two silvers and then the gold medal in the World Indoor Championships, Clay added a second gold medal to his collection, but it was a tight battle as he only got home by 20 points from 2009 World Champion Hardee. Both men had under-performed in the long jump, neither reaching 7.30. Clay led by just one point from Drozdov overnight but managed only 8.00 in the 60m hurdles while Hardee clocked 7.79 to rise from fifth place to second. The event was won and lost in the pole vault, where Clay narrowly avoided disaster at lower heights and eventually made 5.00. Hardee merely matched that height, which was a missed opportunity for a 5.30 man. He was left to try in vain to finish four and-a-half seconds ahead of Clay in the 1000m. Behind them Drozdov was the bronze medallist, while Šebrle was fifth on his seventh appearance.

The same weekend at the NCAA indoor championship in Fayetteville another American, Ashton Eaton, broke Dan O'Brien's 1993 world record of 6476 with a score of 6499.

Individual marks:

	60	LJ	SP	HJ	60h	PV	1000
Clay	6.67	7.27	15.31	2.06	8.00	5.00	2:50.28
Hardee	6.80	7.28	14.44	2.06	7.79	5.00	2:47.76
Drozdov	7.08	7.29	17.17	2.09	8.34	4.90	2:45.35
Kravchenko	7.22	7.38	13.59	2.18	8.04	5.00	2:41.70
Šebrle	7.20	7.49	15.70	2.09	8.30	4.80	2:46.55
Kasyanov	6.93	7.78	14.55	2.00	8.01	4.40	2:43.78
Suárez	7.15	7.12	13.59	2.06	8.24	4.60	2:45.04
Pogorelov	7.68	DNS					

Istanbul 2012**Final Standings (Mar 9/10)**

1,	Ashton Eaton	USA	6645
2,	Oleksiy Kasyanov	UKR	6071
3,	Artem Lukyanenko	RUS	5969
4,	Ilya Shkurenov	RUS	5898
5,	Adam Helcelet	CZE	5878
6,	Andrey Kravchenko	BLR	5746
7,	Yordani García	CUB	5704
	Mikk Pahapill	EST	DNF (3052)

Eaton entered the meeting as the world record holder, and finished it as the outstanding performer of the weekend. He complained that he

couldn't hear the gun in the 60m, which explained his reaction time of 0.277. Had it been 0.150 (as it was in the hurdles the next day), his time would have been 6.67, but in reality it was 6.79. The long jump made up for that relative disappointment, as he reached a combined events world best of 8.16. His shot of 14.56 and a 2.03 high jump gave him an overnight score of 3654, well ahead of his world record pace of 3578. Behind him in second place was Kasyanov at 3489.

Eaton's hurdles mark of 7.68 was followed by a pole vault of 5.20, giving him a lead of 466 or 40 seconds before the last event. He needed the moderate time of 2:39.54 in the 1000m to break his world record. He ran a comfortable 2:32.77 to improve the record by 77 points and win by the unprecedented margin of 574.

Individual marks:

	60	LJ	SP	HJ	60h	PV	1000
Eaton	6.79	8.16	14.56	2.03	7.68	5.20	2:32.77
Kasyanov	6.87	7.68	15.24	1.97	8.39	4.80	2:42.41
Lukyanenko	7.07	7.38	14.35	1.97	8.13	5.00	2:44.82
Shkurenov	7.39	7.50	13.39	2.03	8.10	4.90	2:41.66
Helcelet	7.19	7.24	14.04	2.06	8.16	4.70	2:43.05
Kravchenko	7.46	7.36	14.90	2.03	8.21	4.80	2:53.83
García	7.02	6.64	14.18	2.06	8.13	4.60	2:50.21
Pahapill	7.27	6.74	14.54	1.94	DNF		

Sopot 2014**Finals Standings (Mar 7/8)**

1,	Ashton Eaton	USA	6632
2,	Andrey Kravchenko	BLR	6303
3,	Thomas van der Plaetsen	BEL	6259
4,	Eelco Sintnicolaas	NED	6198
5,	Oleksiy Kasyanov	UKR	6176
6,	Kai Kazmirek	GER	6173
7,	Damian Warner	CAN	6129
8,	Pascal Behrenbruch	GER	4983

Eaton retained his title in commanding style, yet there was disappointment as he just fell short of his own world indoor record, something which would have earned him a bonus of \$50,000. After a matched personal best in the flat 60m, he was also victorious in the long jump, though he lost a vital 16cm at the board before his best effort of 7.78. Good shot and high jump performances left him on 3653 overnight, just one point less than his world record schedule from Istanbul. Even better in the closing two events on day one was Kravchenko, who set a championship heptathlon best in the high jump. The Belarusian was still in touch with Eaton.

The American then pulled clear with his own championship heptathlon best of 7.64 in the hurdles. A reasonable pole vault (for him) of 5.20 put him nine points ahead of his world indoor record schedule. He needed 2:33.54 in the 1000m for a new record of 6646. The vault decided the bronze when both Van der Plaetsen and Sintnicolaas overtook Kasyanov for third place. In the 1000m, Eaton needed sub-31 second pace for five laps of 200m. A 30.35 opener looked perfect, but then he slowed to around 32 seconds as Sintnicolaas took over. The Dutchman himself needed a fast run to close the 78-point gap to Van der Plaetsen. Eaton went ahead again on the third lap where, unhelpfully, the stadium clock froze at 1:32.65 nine metres before 600m. Eaton actually completed the third lap in around 1:34.2. In any case, the American admitted afterwards he was tired, and a fourth lap of 32 seconds (2:06.20 at 800m) left him too much to do on the last circuit. That was covered in a spirited 28.52, meaning he missed setting a new record by just 14 points.

Individual marks:

	60	LJ	SP	HJ	60h	PV	1000
Eaton	6.66	7.78	14.88	2.08	7.64	5.20	2:34.72
Kravchenko	7.12	7.46	15.42	2.21	8.10	5.00	2:41.88
Van der Plaetsen	7.13	7.67	14.32	2.12	8.16	5.20	2:40.50
Sintnicolaas	7.01	7.14	14.39	2.03	8.05	5.40	2:38.98
Kasyanov	6.88	7.54	15.41	2.03	7.85	4.50	2:39.44
Kazmirek	7.02	7.44	14.06	2.03	8.07	5.20	2:39.51
Warner	6.75	7.31	13.86	2.00	7.70	4.60	2:37.98
Behrenbruch	7.23	7.06	15.50	1.94	8.19	4.80	DNF

HEPTATHLON

Multiple Medalists:

5	Roman Šebřle	CZE	99-3, 01-1, 03-3, 04-1, 06-3
4	Bryan Clay	USA	04-2, 06-2, 08-1, 10-1
3	Lev Lobodin	RUS	01-3, 03-2, 04-3
2	Jón Arnar Magnússon	ISL	97-3, 01-2
	Erki Nool	EST	97-2, 99-2
	Andrey Kravchenko	BLR	08-2, 14-2
	Ashton Eaton	USA	12-1, 14-1

Most Top Eight:

6	Šebřle	99-3, 01-1, 03-3, 04-1, 06-3, 10-5
---	--------	------------------------------------

Most Appearances:

7	Šebřle	99-3, 01-1, 03-3, 04-1, 06-3, 08-dnf, 10-5
---	--------	--

National Placings:

	1	2	3	4	5	6	7	8	Points
USA	6	3	-	3	1	1	-	-	91
CZE	3	1	3	1	3	-	-	-	66
RUS	-	1	4	2	1	4	1	-	59
EST	-	2	-	1	2	1	1	-	32
BLR	-	2	1	1	-	1	-	-	28
ISL	-	1	1	1	1	-	1	-	24
UKR	-	1	-	1	1	2	-	-	22
FRA	1	-	-	-	1	1	2	1	20
GER	1	-	-	-	-	1	-	1	12
KAZ	-	-	1	1	-	-	-	-	11
CAN	-	1	-	-	-	-	1	-	9
POL	1	-	-	-	-	-	-	-	8
BEL	-	-	1	-	-	-	-	-	6
SWE	-	-	1	-	-	-	-	-	6
HUN	-	-	-	-	1	-	1	-	6
NED	-	-	-	1	-	-	-	-	5
GBR	-	-	-	-	1	-	-	-	4
CUB	-	-	-	-	-	-	2	-	4
ESP	-	-	-	-	-	1	-	-	3
POR	-	-	-	-	-	-	1	-	2
SLO	-	-	-	-	-	-	-	1	1
Totals	12	12	12	12	12	12	10	3	419

Reigning World Junior Champion Shchennikov, just 19, quickly opened a gap of 15m in the first 200m. At 3000m (11:05.14) he was some six seconds in front. Pribilinec led the chasers and closed quickly in the final kilometre, taking the lead with four laps remaining.

The Czech had gone into a five metre lead by the bell, only to be overtaken by the Soviet with 100m to go. Pribilinec responded and the two moved progressively quicker as the end approached. A dip finish from Shchennikov earned him the gold in a new world record – by a margin of just 0.01.

Budapest 1989

Straight Final (Mar 5)

1,	Mikhail Shchennikov	URS	18:27.10WR
2,	Roman Mrázek	TCH	18:28.90
3,	Frants Kostyukevich	URS	18:34.07
4,	Sándor Urbanik	HUN	18:34.77
5,	Giovanni De Benedictis	ITA	18:40.87
6,	Pavol Blazek	TCH	18:41.34
7,	Simon Baker	AUS	19:24.12
8,	Andrew Jachno	AUS	19:25.24
9,	Jimmy McDonald	IRL	19:25.98;
10,	Alberto Cruz	MEX	20:18.99;
11,	Ignacio Zamudio	MEX	21:06.14;
	José Urbano	POR	DQ

Urbanik provided the pace for the first two kilometres, and Blazek led at 3000m (11:11.17) before Mrázek attempted to pull away from the pack. He broke everyone except the defending champion, who swept past in the final half lap for victory.

The winning performance was ratified as a world record: faster times by Shchennikov, Ronald Weigel and Frants Kostyukevich in 1988/89 were never ratified for various reasons.

Seville 1991

Final (Mar 10)

1,	Mikhail Shchennikov	URS	18:23.55WR
2,	Giovanni De Benedictis	ITA	18:23.60
3,	Frants Kostyukevich	URS	18:47.05
4,	Miguel Prieto	ESP	18:53.83
5,	Valenti Massana	ESP	19:08.79
6,	Sándor Urbanik	HUN	19:11.85
7,	Bernd Gummelt	GER	19:21.97
8,	Jimmy McDonald	IRL	19:24.91
9,	Ronald Weigel	GER	19:34.86;
10,	Jefferson Pérez	ECU	20:20.05;
	Igor Kollár	TCH	& Andrew Jachno
	AUS	DQ	

The 1989 bronze medalist Kostyukevich, now the world record holder, led through 3000m (11:07.40) before De Benedictis moved ahead, taking defending champion Shchennikov for company. Shchennikov himself tried to get away, but the Italian kept his position and looked as if he would spoil the Russian's unbeaten record in the championships. Shchennikov, however, managed to slip ahead in the final 5m, giving a stunned De Benedictis no chance to respond. Both were quicker than Kostyukevich's pending world record.

Twenty entries necessitated heats for the first time at a men's world indoor championships, but disqualification of eight walkers meant that all those who finished in the heats made the final.

First round (First 4 & 4 fastest to final) (Mar 9)

Heat 1:	1, Prieto 19:46.02; 2, Kostyukevich 19:46.27; 3, Kollár 19:46.52; 4, Weigel 19:48.79; 5, McDonald 20:04.11; 6, Pérez 20:19.91; Andi Drake GBR, Lyubomir Ivanov BUL, Nick A'Hern AUS & Stefan Johansson SWE DQ
Heat 2:	1, De Benedictis 19:54.26; 2, Urbanik 19:56.44; 3, Shchennikov 19:56.50; 4, Massana 19:57.49; 5, Gummelt 19:57.59; 6, Jachno 20:06.83; Vladimir Ostrovski ISR, Nassir Asnaoui MAR, José Urbano POR & Roman Mrázek TCH DQ

Toronto 1993

Final (Mar 14)

1,	Mikhail Shchennikov	URS	18:32.10
2,	Robert Korzeniowski	POL	18:35.91

5000 Metres Walk Paris 1985

Straight Final (Jan 19: Non-championship)

1,	Gérard Lelièvre	FRA	19:06.20
2,	Maurizio Damilano	ITA	19:11.41
3,	David Smith	AUS	19:16.04
4,	Roman Mrázek	TCH	19:39.73
5,	Jan Staaf	SWE	20:00.95
6,	Jim Heiring	USA	20:11.69
7,	Jordi Llopart	ESP	20:39.83
8,	Erling Andersen	NOR	21:07.43

Smith was the leader for the first half of the race. At 2800m, Olympic 20Km Champion Damilano took over. At 3000m (11:28.31) the Italian led from Smith and Lelièvre. The Frenchman went in front two laps later only for Damilano to lead again at 4000m. Lelièvre, however, was stronger and struck again at 4400m. The 35 year-old pulled away to win with the second-quickest indoor time in history.

Indianapolis 1987

Straight Final (Mar 7)

1,	Mikhail Shchennikov	URS	18:27.79WR
2,	Zozef Pribilinec	TCH	18:27.80
3,	Ernesto Canto	MEX	18:38.71
4,	Roman Mrázek	TCH	18:47.95
5,	David Smith	AUS	18:52.20
6,	Sándor Urbanik	HUN	19:06.19
7,	Walter Arena	ITA	19:08.20
8,	Tim Lewis	USA	19:18.40
9,	Erling Andersen	NOR	19:26.18;
10,	Bo Gustafsson	SWE	19:27.43;
	Marcelino Colin	MEX	19:45.19;
	12, Zdzislaw Szlapkin	POL	19:46.67;
	13, Carlo Mattioli	ITA	19:59.47;
	14, Ray Sharp	USA	20:13.19;
	15, Andrew Jachno	AUS	20:19.74;
	16, Christos Karagiorgos	GRE	20:26.54;
	17, Hirofumi Sakai	JPN	21:10.01

3,	Mikhail Orlov	RUS	18:43.48
4,	Tim Berrett	CAN	18:53.02
5,	Ronald Weigel	GER	19:02.73
6,	Jean-Claude Corre	FRA	19:10.72
7,	Costica Balan	ROU	19:12.73
8,	Stefan Johansson	SWE	20:30.32

Frants Kostyukevich BLR & Sergio Galdino BRA DQ

Shchennikov continued his winning sequence, but did not break the world record on this occasion. He pulled comfortably clear of Korzeniewski in the last two laps.

It was to prove to be Shchennikov's final World Indoor Championship victory as the IAAF Council decided in June 1994 to drop walking events from future IAAF World Indoor Championships.

First round (First 3 & 4 fastest to final) (Mar 13)

Heat 1: 1, Korzeniewski 18:56.07; 2, Johansson 18:58.95; 3, Orlov 19:01.58; 4, Weigel 19:24.88; 5, Galdino 19:28.87; 6, Balan 19:29.58; 7, Roman Lobachov AZE 21:55.88; Roman Mrázek SVK DQ

Heat 2: 1, Berrett 19:20.45; 2, Kostyukevich 19:21.24; 3, Shchennikov 19:21.35; 4, Corre 19:23.38; 5, Sergey Shilkret AZE 21:45.56; Miroslav Bosko SVK DQ; Ademar Kammler BRA DQ

5000 METRES WALK

Multiple Medalists:

4	Mikhail Shchennikov	URS/RUS	87-1, 89-1, 91-1, 93-1
2	Franz Kostyukevich	URS	89-3, 91-3

Most Finals:

4	Shchennikov	TCH	85-4, 87-4, 89-2
3	Roman Mrázek	HUN	87-6, 89-4, 91-6
	Sándor Urbanik	URS/BLR	89-3, 91-3, 93-dq
	Kostyukevich		

Most Appearances:

5	Mrázek	TCH/SVK	85-4, 87-4, 89-2, 91-dq/h2, 93-dq/h1
---	--------	---------	--------------------------------------

National Placings:

	1	2	3	4	5	6	7	8	Points
URS	3	-	2	-	-	-	-	-	36
TCH	-	2	-	2	-	1	-	-	27
ITA	-	2	-	-	1	-	1	-	20
RUS	1	-	1	-	-	-	-	-	14
AUS	-	-	1	-	1	-	1	1	13
FRA	1	-	-	-	-	1	-	-	11
ESP	-	-	-	1	1	-	1	-	11
HUN	-	-	-	1	-	2	-	-	11
POL	-	1	-	-	-	-	-	-	7
MEX	-	-	1	-	-	-	-	-	6
GER	-	-	-	-	1	-	1	-	6
CAN	-	-	-	1	-	-	-	-	5
SWE	-	-	-	-	1	-	-	1	5
USA	-	-	-	-	-	1	-	1	4
ROU	-	-	-	-	-	-	1	-	2
IRL	-	-	-	-	-	-	-	1	1
NOR	-	-	-	-	-	-	-	1	1
Totals	5	5	5	5	5	5	5	5	180

Event discontinued after 1993

anchor. The German – holder of the individual world title outdoors – closed the gap and tucked in behind McKay until the final straight. Then he edged ahead for a thrilling victory in a new world record by more than two seconds.

Teams & unofficial splits where known

GER	Rico Lieder 46.53, Jens Carlowitz 45.15, Karsten Just 46.35, Thomas Schönlebe 45.02
USA	Raymond Pierre 46.8, Charles Jenkins 45.0, Andrew Valmon 45.5, Antonio McKay 46.02
ITA	Marco Vaccari, Vito Petrella, Alessandro Aimar, Andrea Nuti
AUS	Paul Greene 47.9, Mark Garner 46.3, Rohan Robinson 47.3, Steven Perry 47.0
URS	Vyacheslav Kocheryagin, Dmitry Golovastov, Vladimir Prosin, Valery Starodubtsev
JAM	Devon Morris, Lay Lynval, Evon Clarke, Howard Burnett

First round (First 2 & 2 fastest to final) (Mar 8)

Heat 1: 1, USA 3:05.53; 2, Italy 3:07.55; 3, USSR 3:08.05; (Non-qualifier) 4, Spain 3:10.92

Teams & unofficial splits where known

USA	Clifton Campbell 47.4, Willie Smith 46.5, Andrew Valmon 45.5 Antonio McKay 46.1
ITA	Marco Vaccari, Vito Petrella, Alessandro Aimar, Andrea Nuti
URS	Vyacheslav Kocheryagin, Dmitry Golovastov, Vladimir Prosin, Valery Starodubtsev
ESP	José Antonio Gay, José Alonso, Luis Cumellas, Miguel Cuesta

Heat 2: 1, Germany 3:07.39; 2, Jamaica 3:09.02; 3, Australia 3:09.30; Trinidad & Tobago DQ

Teams & unofficial splits where known

GER	Rico Lieder 46.8, Jens Carlowitz 46.9, Karsten Just 47.5, Thomas Schönlebe 46.2
JAM	Devon Morris, Evon Clarke, Anthony Price, Howard Burnett
AUS	Paul Greene, Mark Garner, Rohan Robinson, Steven Perry
TTO	Neil de Silva, Dazel Jules, Alvin Daniel, Ian Morris

Toronto 1993

Final (Mar 13)

1,	United States	3:04.20
2,	Trinidad & Tobago	3:07.02
3,	Japan	3:07.30
4,	Canada	3:07.77
5,	Jamaica	3:08.47
	Italy	DQ (3:15.6)

The USA did not need individual champion Butch Reynolds to win comfortably with the third-quickest time in history. Trinidad claimed the silver ahead of Japan, who won their first world indoor championship medal.

Teams & unofficial splits

USA	Darnell Hall 46.38, Brian Irvin 45.68, Jason Rouser 46.62, Mark Everrett 45.52
TTO	Dazel Jules 47.3, Alvin Daniel 46.3, Neil de Silva 46.5, Ian Morris 46.9
JPN	Masayoshi Kan 47.1, Seiji Inagaki 47.2, Yoshihiko Saito 46.3, Hiroyuki Hayashi 46.7
CAN	O'Brian Gibbons 47.5, Mark Graham 46.8, Dave Anderson 46.4, Byron Goodwin 47.1
JAM	Howard Davis 47.9, Anthony Price 46.5, Anthony Wallace 47.4, Devon Morris 46.7
ITA	Andrea Montanari 50.2 (fell), Vito Petrella 48.2, Fabio Grossi 49.5, Alessandro Aimar 47.7

4 x 400 Metres Relay

Seville 1991

Final (Mar 10)

1,	Germany	3:03.05WR
2,	United States	3:03.24
3,	Italy	3:05.51
4,	Australia	3:08.49
5,	USSR	3:09.20
6,	Jamaica	3:10.33

The stage was set for a memorable final when the USA came within 0.33 of the world record in the heats. A unified German team were impressive winners of the other heat.

The final was a close race. Germany led for the first two legs before US trials winner Valmon took over on the third stage, clocking 45.5 to Just's 46.35. McKay had a 0.7 advantage over Schönlebe on the

Barcelona 1995

Straight Final (Mar 12)

1,	United States	3:07.37
2,	Italy	3:09.12
3,	Japan	3:09.73
4,	Great Britain & NI	3:10.89

For the second successive championships, the USA didn't need their individual winner to take this title comfortably. Most interest centred on which of the four teams would miss out on the medals. It proved to be Great Britain, who were outkicked on the final leg by Japan. Three of the Japanese quartet had also won medals in Toronto.

Teams & unofficial splits

USA	Rod Tolbert 47.33, Calvin Davis 46.16, Tod Long 47.50, Frankie Atwater 46.38
ITA	Fabio Grossi 48.08, Andrea Nuti 46.73, Roberto Mazzoleni 47.87, Ashraf Saber 46.44
JPN	Masayoshi Kan 47.27, Seiji Inagaki 47.93, Tomonari Ono 47.30, Hiroyuki Hayashi 47.23
GBR	Guy Bullock 47.63, Paul Slythe 47.15, Mark Hyhton 47.95, Allyn Condon 48.16

3,	Great Britain & NI	3:03.20
4,	Jamaica	3:05.13
5,	Japan	3:06.22
6,	France	3:06.37

A fantastic race which was not spoiled by the collisions and falls which occurred in 1997. As expected, Morris put the United States into the lead. He clocked 45.85, tremendous running for the opening leg of an indoor relay. Poland, Jamaica and Britain followed.

On the second leg, Bocian put his team in front, and Poland increased their lead on the third leg, thanks to Rysiukiewicz's split of 45.77. Meanwhile, Patrick was putting Britain into medal contention. He clocked the fastest time on the third stage (45.39) to overtake Jamaica.

Maćkowiak and Campbell set off so quickly on the anchor stage that they left the new World Indoor Champion Bauch with an impossible task after their first lap. Campbell latched on to Maćkowiak, and, holding his blue baton by the tip, stole past at the finish to win for the US in a world record of 3:02.83. The American's split of 44.75 was the fastest of the race.

Paris 1997

Final (Mar 9)

1,	United States	3:04.93
2,	Jamaica	3:08.11
3,	France	3:09.68
4,	Russia	3:09.75
5,	Austria	3:11.47
6,	Japan	3:20.18

Jason Rouser's 46.78 opener for the United States might sound ordinary, but it was a key contribution. It took his team clear of the pile-up which occurred among the tightly-packed chasing group at the first changeover. Everett, a relay champion in 1993, went further away on the second stage. Japan led the chasing pack until Tamesue was accidentally tripped.

While the United States raced to victory, Jamaica went clear in second place. The home crowd roared on their squad who almost lost the baton at their second exchange and were cut up by Austria on the third leg. Mango, however, ran a beautifully-judged anchor for the French to pip Russia for the bronze. Potential winners Great Britain went out in the heats after dropping the baton.

Teams & unofficial splits

USA	Jason Rouser 46.78, Mark Everett 45.94, Sean Maye 46.02, Deon Minor 46.19
JAM	Linnval Laird 48.73, Michael McDonald 47.03, Dinsdale Morgan 47.10, Greg Haughton 45.25
FRA	Pierre-Marie Hilaire 48.28, Rodrigue Nordin 47.68, Loïc Lerouge 47.52, Fred Mango 46.20
RUS	Dmitry Bey 48.06, Ruslan Mashchenko 47.57, Dmitry Kosov 47.35, Dmitry Golovastov 46.77
AUT	Martin Lachkovics 48.21, Rafik Elouardi 48.23, Andreas Rechbauer 46.98, Thomas Griesser 48.05
JPN	Shunji Karube 47.61, Dai Tamesue 56.01 (fell), Shigekazu Omori 47.70, Masayoshi Kan 48.86

Teams & unofficial splits

USA	Andre Morris 45.85, Dameon Johnson 46.18, Deon Minor 46.05, Milton Campbell 44.75
POL	Piotr Haczek 46.42, Jacek Bocian 45.43, Piotr Rysiukiewicz 45.77, Robert Maćkowiak 45.39
GBR	Allyn Condon 47.30, Solomon Wariso 45.73, Adrian Patrick 45.39, Jamie Bauch 44.78
JAM	Michael McDonald 47.03, Danny McFarlane 45.56, Linnval Laird 46.65, Roxbert Martin 45.89
JPN	Kazuhiro Takahashi 47.37, Jun Osakada 46.33, Masayoshi Kan 46.41, Shunji Karube 46.11
FRA	Marc Foucan 47.53, Emmanuel Front 46.45, Bruno Wavelet 46.64, Fred Mango 45.75

First round (First 2 & 2 fastest to final) (Mar 6)

Heat 1: 1, Poland 3:04.25; 2, Japan 3:05.90; 3, Great Britain & NI 3:06.34; (Non-qualifier) 4, Spain 3:15.94

Teams & unofficial splits

POL	Piotr Rysiukiewicz 47.24, Piotr Haczek 45.89, Jacek Bocian 45.78, Robert Maćkowiak 45.34
JPN	Kazuhiro Takahashi 46.69, Jun Osakada 46.27, Masayoshi Kan 46.98, Shunji Karube 45.96
GBR	Allyn Condon 47.09, Sean Baldock 46.96, Adrian Patrick 46.45, Solomon Wariso 45.84
ESP	Andrés Martínez 48.83, Antonio Andrés 48.37, Juan Vicente Trull 48.94, David Canal 49.80

Heat 2: 1, United States 3:08.41; 2, Jamaica 3:08.90; 3, France 3:09.27; (Non-qualifier) 4, Austria 3:09.30

Teams & unofficial splits

USA	Andre Morris 46.03, Dameon Johnson 46.48, Deon Minor 49.21, Khadevis Robinson 46.69
JAM	Michael McDonald 47.53, Linnval Laird 47.55, Sanjay Ayre 47.96, Danny McFarlane 45.86
FRA	Marc Foucan 47.24, Emmanuel Front 46.66, Christophe Cheval 48.87, Bruno Wavelet 46.50
AUT	Martin Lachkovics 47.67, Andreas Rechbauer 47.33, Hans-Peter Welz 48.16, Christoph Pöstinger 46.14

Lisbon 2001

Final (Mar 11)

1,	Poland	3:04.47
2,	Russia	3:04.82
3,	Jamaica	3:05.45
4,	Great Britain & NI	3:09.21
5,	Nigeria	3:16.53
(2),	United States	DQ (r41.1) (3:04.64)

By half-way, the United States seemed to be heading for a runaway victory thanks to sub-46 legs by Campbell and Byrd. Their third man was 800m specialist Gray, and though he stayed in front, Poland, Jamaica and Russia closed the gap before the final changeover. The Poles were fielding the same quartet which had won silvers in 1999.

Young, the US anchor, could not shake off his pursuers. Maćkowiak and Semyonov, both renowned relay runners, were close behind on the final backstraight. The Russian was in third place and it

Maebashi 1999

Final (Mar 7)

1,	United States	3:02.83WR
2,	Poland	3:03.01

was he who kicked first, but Maćkowiak had the same idea and crept up to Young's shoulder on the last bend then flashed past in the home-straight. The Pole therefore made amends for 1999, when he had been the one overtaken in the closing stages.

In 2002 it was confirmed that Young had committed a doping violation in June 1999 and all his performances until June 2001 – including at Lisbon – were annulled. So Russia were promoted to silver with Jamaica third.

Teams & unofficial splits

POL	Piotr Rysyukiewicz 46.47, Piotr Haczek 45.99, Jacek Bocian 46.43, Robert Maćkowiak 45.58
RUS	Aleksandr Ladeyshchikov 46.81, Ruslan Mashchenko 45.69, Boris Gorban 46.40, Andrey Semyonov 45.92
JAM	Michael McDonald 47.04, Davian Clarke 45.42, Michael Blackwood 46.96, Danny McFarlane 46.03
GBR	Mark Hyton 48.21, Du'aïne Thorne-Ladejo 46.75, Matt Elias 46.62, Daniel Caines 47.63
NGR	Jude Monye 47.57, Fidelis Gadzama 47.84, Sunday Bada 47.59, Enefiok Udo-Obong 53.53
USA	Milton Campbell 45.84, Leonard Byrd 45.95, Trinity Gray 46.62, Jerome Young DQ (r40.9) (46.23)

First Round (First 2 & 2 fastest to final) (Mar 10)

Heat 1: 1, Poland 3:06.33; 2, Great Britain & NI 3:07.57; (Non-qualifier) 3, Kuwait 3:14.14; (2), United States (DQ) (r41.1) (3:06.39)

Teams & unofficial splits

POL	Piotr Rysyukiewicz 46.73, Piotr Haczek 46.88, Jacek Bocian 46.79, Robert Maćkowiak 45.93
GBR	Matt Elias 47.33, Paul Slythe 46.74, Mark Brown 47.25, Du'aïne Thorne-Ladejo 46.25
KUW	Khaled Al-Johar 48.42, Bader Al-Felei 48.00, Meshaal Al-Harbi 49.38, Fawzi Al-Shammari 48.34
USA	James Davis 46.99, Leonard Byrd 46.41, Jerome Young DQ (r40.9) (46.64), Trinity Gray 46.35

Heat 2: 1, Russia 3:08.14; 2, Jamaica 3:08.29; 3, Nigeria 3:09.76; (Non-qualifier) 4, Greece 3:10.16

Teams & unofficial splits

RUS	Aleksandr Ladeyshchikov 47.32, Ruslan Mashchenko 46.66, Dmitry Forshev 47.27, Andrey Semyonov 46.89
JAM	Michael McDonald 46.95, Davian Clarke 47.01, Michael Blackwood 47.31, Greg Haughton 47.02
NGR	Jude Monye 47.13, Fidelis Gadzama 47.87, Sunday Bada 47.16, Enefiok Udo-Obong 47.60
GRE	Yórgos Ikonómídis 48.30, Dimitris Yiepos 47.80, Yórgos Doúpis 47.27, Steliós Dimítsois 46.79

Birmingham 2003

Final (Mar 16)

1,	Jamaica	3:04.21
2,	Great Britain & NI	3:06.12
3,	Poland	3:06.61
(1),	United States	DQ (r40.9) (3:04.09)
	Russia	DQ (r170.19)

Spain and the Bahamas were disqualified in the heats, meaning that only five teams contested the final. The United States led all way with special credit to the 1999 and 2001 individual silver medalist Milton Campbell. He put his team 10m ahead with a 45.10 on stage three. Also on that leg, Blackwood put Jamaica ahead of Britain, for whom Caines almost dropped the baton at the last changeover.

On the anchor leg, Washington started with a big advantage over Jamaica. It was only two and-a-half hours after his individual win, and the renowned relay performer Davian Clarke (45.24) closed right up on the new champion. However, Washington (46.47) held on for victory. The winning quartet were all aged 26.

In early 2009 the IAAF received official notification from USA Track & Field that Jerome Young admitted to doping violations from 1999 to 2003. His results in 1999-2001 and from 2004 – including the world indoor relay silver – had already been annulled after Young had failed doping control tests. The latest revelation meant that his results in 2002 and 2003 were also cancelled, so in this case, the golds went to Jamaica from Britain and Poland – the only three teams entered not to be disqualified.

Teams & unofficial splits where known:

JAM	Lueroy Colquhoun 46.69, Danny McFarlane 46.45, Michael Blackwood 45.83, Davian Clarke 45.24
GBR	Jamie Baugh 46.59, Tim Benjamin 46.40, Cori Henry 46.69, Daniel Caines 46.44
POL	Rafał Wieruszewski 46.71, Grzegorz Zajaczkowski 47.51, Marcin Marcinişzyn 47.19, Marek Plawgo 45.20
RUS	Oleg Mishukov 47.6, Aleksandr Usov 46.5, Andrey Rudnitskiy, Dmitriy Bogdanov
USA	James Davis 46.21, Jerome Young 46.31, Milton Campbell 45.10, Tyree Washington 46.47

First round (First 2 & 2 fastest to final) (Mar 15)

Heat 1: 1, Jamaica 3:06.46; 2, Great Britain & NI 3:06.60; United States DQ (r41.1) (3:04.17) qualified for semi-final but disqualified in retrospect

Teams & unofficial splits:

JAM	Lueroy Colquhoun 46.57, Danny McFarlane 46.08, Kernel Thompson 47.04, Michael Blackwood 46.77
GBR	Mark Hyton 47.25, Jared Deacon 46.22, Tim Benjamin 46.47, Cori Henry 46.66
USA	James Davis 45.89, Derrick Brew 46.33, Milton Campbell 45.81, Jerome Young DQ (r40.9) (46.14)

Heat 2: 1, Russia 3:08.71; 2, Poland 3:16.10; (Non-qualifiers) Bahamas DQ (r170.19) (3:10.60); Spain DQ (r163.2) (3:10.75)

Teams & unofficial splits:

RUS	Oleg Mishukov 47.65, Dmitriy Golovastov 48.12, Andrey Rudnitskiy 46.76
POL	Rafał Wieruszewski 47.67, Artur Gasiewski 52.18 (fell), Marcin Marcinişzyn 47.72
BAH	Troy McIntosh 48.69, Avarad Moncur 46.81, Carl Oliver 47.69, Timothy Munnings 47.41
ESP	Salvador Rodríguez 47.07, Daniel Ruiz 48.32, Alberto Martínez 47.17, Artzai Morante 47.59

Budapest 2004

Final (Mar 7)

1,	Jamaica	3:05.21
2,	Russia	3:06.23
3,	Ireland	3:10.44
4,	Switzerland	3:12.62
5,	Bahamas	3:17.57
	United States	DQ (r170.9) (3:06.96)

Jamaica led at the first changeover, then that master indoor performer Milton Campbell put the USA narrowly ahead by halfway. Bahamas had been contesting the bronze with Russia until Munnings fell over on the second stage. On leg three, McDonald went ahead, then Mendel responded to put the US in front again approaching the anchor. Herring set off and turned to receive the baton but could not get a hold. The exhausted Mendel then fell, still with his baton which bounced free on to the track. It was retrieved by Herring who set off in third place, but his team was disqualified because the runner who drops a baton (in this case Mendel) must be the one top pick it up. Meanwhile Jamaica ran out easy winners from Russia and Ireland, who originally thought they had placed fourth behind the USA.

Spare a thought for Milton Campbell, who had ran brilliantly for the United States in three successive world indoor relay finals, yet was disqualified each time through no fault of his own.

Teams & unofficial splits

JAM	Greg Haughton 46.42, Lueroy Colquhoun 46.36, Michael McDonald 46.49, Davian Clarke 45.94
RUS	Dmitriy Forshev 47.61, Boris Gorban 46.35, Andrey Rudnitskiy 45.94, Aleksandr Usov 46.33
IRL	Robert Daly 47.79, Gary Ryan 48.00, David Gillick 47.74, David McCarthy 46.91
SUI	Alain Rohr 47.85, Cédric El-Idrissi 48.02, Martin Leiser 48.27, Andreas Oggenfuss 48.48
BAH	Chris Brown 47.31, Timothy Munnings 50.76, Andretti Bain 48.63, Dennis Darling 50.87
USA	James Carter 46.64, Milton Campbell 46.12, Joe Mendel 46.39, Godfrey Herring 47.81

First round (First 2 & 2 fastest to final) (Mar 7)

Heat 1: 1, United States 3:07.58; 2, Russia 3:07.60; 3, Bahamas 3:08.76; (Non-qualifiers) 4, Ireland 3:08.83; 5, Spain 3:10.95

Teams & unofficial splits

USA	James Carter 47.12, LaBronze Garrett 46.79, Jabari Pride 47.29, Godfrey Herring 46.38
RUS	Andrey Rudnitskiy 47.24, Boris Gorban 46.57, Aleksandr Usov 47.15, Dmitriy Forshev 46.64

BAH	Dennis Darling 47.83, Troy McIntosh 47.46, Timothy Munnings 47.31, Chris Brown 46.16
IRL	Robert Daly 47.96, Gary Ryan 47.66, David Gillick 47.02, David McCarthy 46.19
ESP	Salvador Rodríguez 48.54, David Canal 47.58, Alberto Martínez 47.18, Luis Flores 47.65

Heat 2: 1, Jamaica 3:08.70; 2, Switzerland 3:09.04; (Non-qualifiers) 3, Germany 3:09.26; 4, France 3:10.00; 5, Poland 3:10.33; 6, Hungary 3:12.20

Teams & unofficial splits

JAM	Richard James 48.13, Sanjay Ayre 47.31, Lueroq Colquhoun 46.70, Michael McDonald 46.56
SUI	Alain Rohr 47.07, Cédric El-Idrissi 47.15, Martin Leiser 47.87, Andreas Oggenfuss 46.95
GER	Bastian Swillims 48.42, Ruwen Faller 46.37, Henning Kuschewitz 47.71, Sebastian Gatzka 46.76
FRA	Rémi Wallard 48.42, Martial Yapo 47.38, Florent Lacasse 47.13, Olivier Galy 47.07
POL	Piotr Długosielski 48.89, Daniel Dabrowski 46.92, Piotr Klimczak 47.69, Artur Gasiewski 46.83
HUN	Dávid Csesznegi 48.90, László Szabó 47.89, Ákos Dezső 48.67, Zsolt Szeglet 46.74

Moscow 2006

Final (Mar 12)

1,	United States	3:03.24
2,	Poland	3:04.67
3,	Russia	3:06.91
4,	Sweden	3:07.32
5,	Dominican Republic	3:08.47
6,	France	3:09.55

The USA ran 3:03.66 in the heats, more than two seconds faster than any other team, to establish their credentials as favourites. Washington established a seven-metre lead for the USA with his excellent opening leg of 45.71, and was followed by Merritt (45.65) and Campbell (45.76). The three fastest legs of the race ensured a 15m lead over Poland when Spearmon took over the baton, and while Klimczak was able to close slightly on Spearmon, the Americans were never in trouble. They finished in 3:03.24, the sixth-fastest time ever.

Defending champions Jamaica were eliminated in the heats after being involved in two collisions.

Teams & unofficial splits

USA	Tyree Washington 45.71, LaShawn Merritt 45.65, Milton Campbell 45.76, Wallace Spearmon 46.12
POL	Daniel Dabrowski 46.56, Marcin Marciniak 45.99, Rafal Wieruszewski 46.17, Piotr Klimczak 45.95
RUS	Konstantin Svechkar 47.29, Aleksandr Derevyagin 46.63, Yevgeniy Lebedev 47.01, Dmitriy Petrov 45.98
SWE	Joni Jaako 47.53, Johan Wissman 46.46, Andreas Mokdasi 47.14, Mattias Claesson 46.19
DOM	Arismendy Peguero 46.62, Danis Garcia 48.41, Juan Betances 47.49, Carlos Santa 45.95
FRA	Brice Panel 47.59, Sébastien Maillard 47.92, Teddy Venel 47.00, Fadil Bellaabous 47.04

First round (First 2 & 2 fastest to final) (Mar 12)

Heat 1: 1, Russia 3:08.02; 2, France 3:08.06; (Non-qualifiers) 3, Spain 3:08.07; 4, Ukraine 3:09.46; 5, Romania 3:13.93; Jamaica DNF

Teams & unofficial splits

RUS	Konstantin Svechkar 47.52, Andrey Polukeyev 47.06, Aleksandr Derevyagin 46.79, Yevgeniy Lebedev 46.65
FRA	Brice Panel 47.59, Sébastien Maillard 47.30, Teddy Venel 46.72, Fadil Bellaabous 46.45
ESP	Ezquerro Santiago 48.47, David Canal 46.68, Salvador Rodríguez 46.51, David Testa 46.41
UKR	Mikhail Knys 48.50, Volodymyr Demchenko 46.91, Vitaliy Dubonosov 46.63, Aleksey Rachkovsky 47.42
ROU	Florin Suciu 47.52, Vasile Bobos 50.80, Alexandru Mardan 49.06, Ioan Vieru 46.55
JAM	DeWayne Barrett 48.33, Ricardo Williams 49.85, Sanjay Ayre 46.99, Lancelord Spence DNF

Heat 2: 1, United States 3:03.66; 2, Poland 3:06.10; 3, Sweden 3:07.10; 4, Dominican Republic 3:07.87; Bahamas DNF

Teams & unofficial splits

USA	James Davis 46.70, Obra "O. J." Hogans 45.46, Tyree Washington 45.57, Wallace Spearmon 45.93
POL	Pawel Ptak 46.97, Piotr Klimczak 46.26, Piotr Kędzija 46.63, Rafal Wieruszewski 46.24

SWE	Joni Jaako 47.02, Johan Wissman 47.08, Andreas Mokdasi 46.81, Mattias Claesson 46.19
DOM	Arismendy Peguero 46.88, Yoel Tapia 47.54, Pedro Mejia 47.02, Carlos Santa 46.43
BAH	Dennis Darling 46.81, Troy McIntosh 46.63, Timothy Munnings 47.19, Nathaniel McKinney DNF

Valencia 2008

Final (Mar 9)

1,	United States	3:06.79
2,	Jamaica	3:07.69
3,	Dominican Republic	3:07.77
4,	Poland	3:08.76
5,	Great Britain & NI	3:09.21
6,	Russia	3:15.38

One of the leading contenders, the Bahamas, dropped the baton at the first exchange in the heats. Russia led after the first leg in the final (Denis Alekseyev 46.98), then was overtaken by Jamaal Torrance (45.73) on the second stage. The US led by a metre at the second changeover, but Russia's Dyldin then tripped, leaving the way clear for the Americans to win easily. Eight metres behind the Americans, Jamaica won the battle for silver ahead of the Dominican Republic with DeWayne Barrett anchoring in 46.12 ahead of Yoel Tapia's 46.28.

Teams & unofficial splits

USA	James Davis 47.42, Jamaal Torrance 45.73, Greg Nixon 46.99, Kelly Willie 46.65
JAM	Michael Blackwood 47.64, Edino Steele 46.89, Adrian Findlay 47.04, DeWayne Barrett 46.12
DOM	Arismendy Peguero 46.91, Carlos Santa 46.54, Pedro Mejia 48.04, Yoel Tapia 46.28
POL	Piotr Kędzija 47.63, Piotr Klimczak 46.73, Wojciech Chybiński 47.51, Grzegorz Sobirski 46.89
GBR	Steven Green 48.26, Richard Buck 46.93, Dale Garland 47.68, Robert Tobin 46.34
RUS	Denis Alekseyev 46.98, Anton Kokorin 46.30, Maksim Dyldin 54.57 (tripped), Yury Borzakovsky 47.53

First round (First 2 & 2 fastest to final) (Mar 9)

Heat 1: 1, United States 3:08.07; 2, Russia 3:08.17; 3, Great Britain & NI 3:08.21; (Non-qualifiers) 4, Bahamas 3:11.77; 5, Liberia 3:12.14

Teams & unofficial splits

USA	James Davis 47.35, Kelly Willie 47.03, Joel Stallworth 47.01, Jamaal Torrance 46.68
RUS	Denis Alekseyev 47.18, Vladislav Frolov 47.21, Ivan Buzolin 47.09, Anton Kokorin 46.69
GBR	Steven Green 47.73, Richard Buck 47.07, Dale Garland 46.61, Robert Tobin 46.80
BAH	Andrae Williams 47.73, Nathaniel McKinney 50.04 (baton dropped), Douglas Lyles-Bell 47.09, Michael Mathieu 46.55
LBR	Bobby Young 48.33, Hafiz Greigre 48.78, Marvin Lewis 47.48, Siraj Williams 47.55

Heat 2: 1, Dominican Republic 3:09.77; 2, Poland 3:09.81; 3, Jamaica 3:09.81; (Non-qualifiers) 4, Spain 3:09.93; 5, Australia 3:12.69

Teams & unofficial splits

DOM	Carlos Santa 47.61, Arismendy Peguero 47.70, Pedro Mejia 48.00, Yoel Tapia 46.46
POL	Piotr Kędzija 48.07, Piotr Klimczak 46.49, Grzegorz Zajackowski 47.81, Wojciech Chybiński 47.44
JAM	Michael Blackwood 47.60, Edino Steele 47.10, Aldwyn Sapleton 48.26, Adrian Findlay 46.87
ESP	Mark Ujapkor 48.29, Antonio Manuel Reina 46.84, Luis Flores 47.90, Marc Orozco 46.90
AUS	Daniel Batman 47.89, Joel Milburn 46.80, Mark Ormrod 51.18 (baton dropped), Dylan Grant 46.82

Doha 2010

Final (Mar 14)

1,	United States	3:03.40
2,	Belgium	3:06.94
3,	Great Britain & NI	3:07.52
	Dominican Republic	DQ (r218.4)
	Bahamas	DNF
	Jamaica	DNF

The USA's strength in depth was demonstrated by the fact that they did not need world indoor record holder Kerron Clement in the final. Clement anchored his team to an easy win in the heats. In the final a team without Clement gained a 10m lead by the first changeover thanks to Torrence. Bahamas and Jamaica followed, but then both their men on stage two were struck by injury. The US lead doubled at halfway and thanks to Tate's 45.41, this increased to 30m by the time anchorman Jackson got the baton. There was a tight battle for the other medals between Belgium, Great Britain and Dominican Republic. Jonathan Borlée's 46.19 got silver for Belgium as Britain overtook the Dominican Republic on the homestraight, though the Dominicans were disqualified anyway for an illegal baton change. Russia also had bad luck when Antmanis dropped the baton in the heats; Buryak ran a phenomenal 45.48 to make up almost all the ground necessary to advance to the final.

Teams & unofficial splits where known

USA	Jamaal Torrance 45.75, Greg Nixon 46.04, Tavaris Tate 45.41, Bershawn Jackson 46.20
BEL	Cedric van Branteghem 46.87, Kévin Borlée 46.69, Antoine Gillet 47.19, Jonathan Borlée 46.19
GBR	Conrad Williams 47.08, Nigel Levine 46.89, Chris Clarke 46.90, Richard Buck 46.65
DOM	Arismedny Peguero 47.06, Alvin Harrison 47.33, Félix Sánchez 46.82, Yoel Tapia -
BAH	Michael Mathieu 46.67, Andreotti Bain, Sean Pickstock, Chris Brown
JAM	Edino Steele 46.90, Sanjay Ayre, Lanford Davis, Ricardo Chambers

First round (First 2 & 2 fastest to final) (Mar 13)

Heat 1: 1, United States 3:05.78; 2, Jamaica 3:06.03; 3, Dominican Republic 3:06.30; 4, Great Britain & NI 3:09.59; (Non-qualifiers) 5, Czech Republic 3:09.76; 6, Ireland 3:13.00

Teams & unofficial splits where known

USA	Greg Nixon 46.63, LeJerald Betters 46.66, Tavaris Tate 45.67, Kerron Clement 46.82
JAM	Edino Steele 46.37, Sanjay Ayre 47.35, Lanford Davis 45.97, Ricardo Chambers 46.34
DOM	Arismedny Peguero 46.87, Alvin Harrison 46.83, Félix Sánchez 46.41, Yoel Tapia 46.19
GBR	Conrad Williams 46.96, Nigel Levine 47.16, Luke Lennon-Ford 48.43, Chris Clarke 47.04
CZE	Jiri Vojtik 48.16, Josef Prorok 46.93, Pavel Jiráň 47.62, Theodor Jareš 47.05
IRL	Nick Hogan 49.26, Brian Gregan 46.77, Brian Murphy 47.90, Billy Ryan 49.07

Heat 2: 1, Belgium 3:08.84; 2, Bahamas 3:09.68; (Non-qualifiers) 3, Russia 3:09.86; 4, Poland 3:09.86; 5, France 3:11.40; Botswana DQ (r170.19)

Teams & unofficial splits where known

BEL	Jonathan Borlée 46.96, Antoine Gillet 48.19, Nils Duerinck 47.39, Kévin Borlée 46.30
BAH	Michael Mathieu 47.22, Sean Pickstock 47.79, Juan Lewis 47.46, Andreotti Bain 47.21
RUS	Maksim Dylidin 47.24, Valentin Kruglyakov 47.88, Vladimir Antmanis 49.26 (dropped baton), Dmitry Buryak 45.48
POL	Piotr Klimczak 47.36, Marcin Sobiech 47.99, Marcin Marciniszyn 46.97, Kamil Budziejewski 47.54
FRA	Richard Maunier 48.63, Yannick Fonsat 47.97, Hugo Grillas 46.96, Nicolas Fillon 47.84
BOT	Pako Seribe 48.01, Isaac Makwala 47.75, Thapelo Kettogetswe 47.82, Sakaria Kamberuka -

Istanbul 2012

Final (Mar 11)

1,	United States	3:03.94
2,	Great Britain & NI	3:04.72
3,	Trinidad and Tobago	3:06.85
4,	Russia	3:07.35
5,	Spain	3:10.01
6,	Poland	3:11.86

In the final, Britain led until the second lap of the third leg when Mitchell overtook Bingham. The US went on to win again, but Britain protested that the US anchorman Roberts had illegally moved in front

of Buck in the queue of waiting runners before the final changeover. It did look that way, and the referee officially disqualified the Americans. A result sheet showing this was issued as the stadium emptied at the end of the championships.

On a US appeal, it was then judged that the third US runner Mitchell had overtaken his British counterpart as they entered the last bend. IAAF rule 217.5 stated that waiting athletes should be in the order of the incoming runners at that point. The US appeal was accepted and about two hours after the end of the race, they were again confirmed as winners.

Potential champions Bahamas had to scratch from their heat because they did not have enough reserves to replace Demetrius Pinder and Chris Brown, who were contesting the individual final on the same day.

Teams & unofficial splits

USA	Frankie Wright 46.54, Calvin Smith 45.69, Manteo Mitchell 45.71, Gil Roberts 46.00
GBR	Conrad Williams 46.23, Nigel Levine 45.86, Michael Bingham 46.74, Richard Buck 45.89
TTO	Lalonde Gordon 47.97, Rennie Quow 45.42, Jereem Richards 47.26, Jarrin Solomon 46.20
RUS	Sergey Petukhov 47.45, Valentin Kruglyakov 45.92, Semen Golubev 46.87, Vladislav Frolov 47.11
ESP	Mark Ujakpor 47.10, David Testa 47.20, Samuel Garcia 47.70, Xavier Carrión 48.01
POL	Jakub Krzewina 46.87, Marcin Marciniszyn 46.28, Grzegorz Sobiński 47.00, Łukasz Krawczuk 51.71

First round (First 2 & 2 fastest to final) (Mar 10)

Heat 1: 1, United States 3:07.47; 2, Spain 3:10.51; (Non-qualifiers) 3, Venezuela 3:11.11; 4, Turkey 3:11.28; 5, Botswana 3:13.21; Bahamas DNS

Teams & unofficial splits

USA	Frankie Wright 46.79, Jamaal Torrance 46.67, Manteo Mitchell 47.17, Quentin Iglehart-Summers 46.84
ESP	Mark Ujakpor 47.76, David Testa 47.08, Samuel Garcia 47.65, Xavier Carrión 48.02
VEN	José Acevedo 47.76, Omar Longart 47.60, Alberto Aguilar 48.22, Freddy Mezones 47.53
TUR	Ali Ekber Kaya 47.96, Halit Kiliç 48.17, Mehmet Güzel 48.36, Yavuz Can 46.79
BOT	Thapelo Kettogetswe 48.61, Isaac Makwala 47.65, Pako Seribe 49.41, Zacharia Kamberuka 47.54
BAH	Michael Mathieu, Sean Pickstock, Jameson Strachan, Demetrius Pinder

Heat 2: 1, Great Britain & NI 3:07.45; 2, Poland 3:07.99; 3, Trinidad and Tobago 3:08.32; 4, Russia 3:08.43; (Non-qualifiers) 5, Ukraine 3:08.92; 6, Czech Republic 3:09.46

Teams & unofficial splits

GBR	Conrad Williams 46.51, Luke Lennon-Ford 47.49, Michael Bingham 47.08, Richard Buck 46.37
POL	Jakub Krzewina 47.02, Marcin Marciniszyn 47.26, Grzegorz Sobiński 47.25, Łukasz Krawczuk 46.46
TTO	Lalonde Gordon 46.81, Rennie Quow 47.10, Jereem Richards 48.10, Jarrin Solomon 46.31
RUS	Sergey Petukhov 47.43, Valentin Kruglyakov 47.17, Semen Golubev 47.31, Vladislav Frolov 46.52
UKR	Myhaylo Knysht 47.87, Volodymyr Burakov 47.16, Dmytro Bikulov 47.37, Yevhen Hutsoł 46.52
CZE	Josef Prorok 47.68, Petr Lich 47.52, Václav Barák 47.66, Theodor Jare 46.60

Sopot 2014

Final (Mar 9)

1,	United States	3:02.13WR
2,	Great Britain & NI	3:03.49
3,	Jamaica	3:03.69
4,	Poland	3:04.39
5,	Russia	3:07.12
6,	Ukraine	3:08.79

Britain led for the first 500m, at which point individual finalist Verburg shot in front with Britain, Jamaica and Poland well clear of Russia and Ukraine.

Butler opened up a significant gap for the USA approaching the last change, while Britain and Jamaica were locked together with Poland dropping back. The battle between Levine and Steele meant that the US lead was shortened on the penultimate lap, but Smith had saved something to cross the line in front in 3:02.14, having clocked the fastest split of the race. The winning time was later corrected to 3:02.13 and was announced as a new world indoor record. Which it was, officially, though the situation was confusing because a US team had clocked an unratified 3:01.96 in 2006.

The second heat featured a recall gun after 10 seconds when the entire field were well into the backstraight and all starting blocks had been removed. This appeared to be a technical fault as all the reaction times proved to be legitimate. The race started again, cleanly, after a six-minute break.

Teams & unofficial splits

USA	Kyle Clemons 46.10, David Verburg 45.46, Kind Butler 45.43, Calvin Smith 45.14
GBR	Conrad Williams 45.91, Jamie Bowie 45.92, Luke Lennon-Ford 45.83, Nigel Levine 45.83
JAM	Errol Nolan 46.34, Allodin Fothergill 45.92, Akheem Gauntlett 45.52, Edino Steele 45.91
POL	Kacper Kozłowski 46.67, Rafał Omelko 45.70, Michał Pietrzak 46.15, Jakub Krzewina 45.87
RUS	Konstantin Petryashov 47.35, Denis Kudryavtsev 46.99, Aleksandr Khyutte 46.82, Vladimir Krasnov 45.96
UKR	Vitaliy Butrym 47.35, Yevhen Hutsol 46.86, Dmytro Bikulov 47.26, Danylo Danylenko 47.32

First round (First 2 & 2 fastest (2) to final) (Mar 8)

Heat 1: 1, United States 3:04.36; 2, Jamaica 3:06.12; 3, Poland 3:06.50; 4, Ukraine 3:07.54; (Non-qualifier) 5, Spain 3:10.17

Teams & unofficial splits

USA	Clayton Parros 46.98, Ricky Babineaux 46.38, Kind Butler 45.38, Calvin Smith 45.62
JAM	Errol Nolan 47.16, Allodin Fothergill 46.04, Dane Hyatt 46.46, Jermaine Brown 46.46
POL	Kacper Kozłowski 46.67, Patryk Dobek 46.77, Lukasz Krawczuk 47.19, Jakub Krzewina 45.87
UKR	Vitaliy Butrym 47.45, Yevhen Hutsol 46.27, Dmytro Bikulov 47.10, Danylo Danylenko 46.72
ESP	Mark Ujakpor 47.10, Samuel Garcia 47.40, Daniel Andújar 47.95, Kevin López 47.72

Heat 2: 1, Great Britain & NI 3:06.09; 2, Russia 3:06.63; (Non-qualifiers) 3, Nigeria 3:07.95; 4, Bahamas 3:09.79; 5, Japan 3:12.63

Teams & unofficial splits

GBR	Conrad Williams 46.57, Michael Bingham 46.88, Jamie Bowie 46.55, Luke Lennon-Ford 46.09
RUS	Lev Mosin 47.39, Denis Kudryavtsev 46.80, Aleksandr Khyutte 46.50, Vladimir Krasnov 45.94
NGR	Tobi Ogunmola 48.21, Noah Akwu 46.46, Isah Salihu 46.58, Amaechi Morton 46.70
BAH	Ramon Miller 47.50, Michael Mathieu 46.73, Andre'tti Bain 46.91, Latory Williams 48.65
JPN	Kengo Yamazaki 49.56, Kaisei Yui 47.03, Nobuya Kato 47.69, Yuzo Kanemaru 48.35

Men's 4x400 Metres Relay, continued

National Placings:

	1	2	3	4	5	6	7	8	Points
USA	9	1	-	-	-	-	-	-	79
JAM	2	2	2	1	1	1	-	-	54
GBR	-	3	2	2	1	-	-	-	47
POL	1	2	1	2	-	1	-	-	41
RUS	-	2	1	2	1	1	-	-	37
JPN	-	-	2	-	1	1	-	-	19
ITA	-	1	1	-	-	-	-	-	13
TTO	-	1	1	-	-	-	-	-	13
FRA	-	-	1	-	-	2	-	-	12
DOM	-	-	1	-	1	-	-	-	10
GER	1	-	-	-	-	-	-	-	8
BEL	-	1	-	-	-	-	-	-	7
IRL	-	-	1	-	-	-	-	-	6
AUS	-	-	-	1	-	-	-	-	5
CAN	-	-	-	1	-	-	-	-	5
SUI	-	-	-	1	-	-	-	-	5
SWE	-	-	-	1	-	-	-	-	5
AUT	-	-	-	-	1	-	-	-	4
BAH	-	-	-	-	1	-	-	-	4
ESP	-	-	-	-	1	-	-	-	4
NGR	-	-	-	-	1	-	-	-	4
URS	-	-	-	-	1	-	-	-	4
UKR	-	-	-	-	-	1	-	-	3
Totals	13	13	13	11	10	7	0	0	389

Medley Relay

Toronto 1993

Straight Final (800m, 200m, 200m, 400m) (Mar 14: Non-championship)

1,	United States	3:15.10
2,	Brazil	3:16.11
3,	Canada	3:16.93

Another easy win for the USA, whose team included three new Toronto champions. Their time beat the previous world best by 3.6.

Teams & unofficial splits

USA	Mark Everett 1:48.4, James Trapp 20.2, Kevin Little 20.7, Butch Reynolds 45.8
BRA	Gilmar dos Santos 1:48.6, André da Silva 20.8, Sidnei Telles 20.3, Eronilde de Araújo 46.4
CAN	Freddie Williams 1:48.6, Ricardo Greenidge 21.2, Peter Ogilvie 21.1, Mark Jackson 46.0



4 x 400 METRES RELAY

Multiple Medalists:

3	Greg Haughton	JAM	97-2, 01-2h2, 04-1
	Michael McDonald	JAM	97-2, 01-3, 04-1
	Piotr Rysykiewicz	POL	99-2, 01-1, 03-2h2
	Davian Clarke	JAM	01-3, 03-1, 04-1
	Michael Blackwood	JAM	01-3, 03-1, 08-2
	Jamaal Torrance	USA	08-1, 10-1, 12-1h1
	Nigel Levine	GBR	10-3, 12-2, 14-2
	Conrad Williams	GBR	10-3, 12-2, 14-2
2	Luke Lennon-Ford	GBR	10-4h1, 12-1h2, 14-2
	24 men		

Most Finals:

4	Masayoshi Kan	JPN	93-3, 95-3, 97-6, 99-5
	McDonald		97-2, 99-4, 01-3, 04-1

Most Appearances:

5	Milton Campbell	USA	99-1, 01-dq, 03-dq, 04-dq, 06-1
---	-----------------	-----	---------------------------------



WOMEN

60 Metres Paris 1985

Final (Jan 19: Non-championship)

1,	Silke Gladisch	GDR	7.20
2,	Heather Oakes	GBR	7.21
3,	Christelle Bulteau	FRA	7.34
4,	Lyudmila Kondratyeva	URS	7.36
5,	Kim Robertson	NZL	7.43
6,	Gillian Forde	TTO	7.59

Oakes – an Olympic 100m finalist in both 1980 and 1984 – surprisingly defeated East German favourite Gladisch in the semi-finals. Gladisch had the better start in the final and held on to win by 0.01.

First round (First 3 & 3 fastest to semi-finals) (Jan 19)

Heat 1: 1, Gladisch 7.39; 2, Robertson 7.45; 3, Forde 7.50; 4, Samaha 7.81; 5, Baez 7.82

Heat 2: 1, Bulteau 7.36; 2, Kondratyeva 7.42; 3, Flores 7.70; 4, Seittl 7.75

Heat 3: 1, Oakes 7.36; 2, Taylor 7.65; 3, Shen 7.79; 4, Elma Muros PHI 7.99; 5, Hikmat Bartouche PRY 8.91

Semi-finals (First 3 to final) (Jan 19)

Heat 1: 1, Kondratyeva 7.33; 2, Bulteau 7.35; 3, Robertson 7.43; 4, Alejandra Flores MEX 7.67; 5, Sabine Seittl AUT 7.71; Maria Baez DOM DNS

Heat 2: 1, Oakes 7.23; 2, Gladisch 7.24; 3, Forde 7.51; 4, Angella Taylor CAN 7.52; 5, Shen Shu-Foog TPE 7.64; 6, Noha Samaha LIB 7.93

Indianapolis 1987

Final (Mar 6)

1,	Nelli Cooman	NED	7.08
2,	Aneliya Nuneva	BUL	7.10
3,	Angela Bailey	CAN	7.12
4,	Merlene Ottey	JAM	7.13
5,	Michelle Finn	USA	7.19
6,	Els Vader	NED	7.23
7,	Dianne Holden	AUS	7.43
(2),	Angella Issajenko	CAN	DQ (7.08)

Canada had high hopes of duplicating Ben Johnson's 60m success in the women's sprint, as Issajenko had recently lowered the world 50m record. European Champion Cooman got the best start but appeared to be caught by Issajenko just before the line. However, the official result was announced as a narrow victory by the Dutchwoman.

Canada protested in vain over the result, and Cooman was regarded as a lucky winner ... until the Canadian's performance was later annulled by the IAAF Council. Issajenko, like Ben Johnson, had admitted to drug-taking at the time of the championships.

First round (First 3 & 4 fastest to semi-finals) (Mar 6)

Heat 1: 1, Bailey 7.21; 2, Cuthbert 7.28; 3, Ubah 7.40; 4, Shumann 7.72; 5, Deborah Bell ARG 7.85

Heat 2: 1, Hoyte 7.31; 2, Holden 7.37; 3, Iheagwam 7.54; 4, Kristjónsdóttir 7.67; 5, Dunrod 7.81; 6, Janet Montas DOM 8.07

Heat 3: 1, Cooman 7.06; 2, Ottey 7.27; 3, Finn 7.30; 4, Acii Oliver UGA 7.98; 5, Noha Samaha LIB 8.19; 6, Rosella Tarolo ITA 8.43; Issajenko DQ (7.10)

Heat 4: 1, Nuneva 7.16; 2, Vader 7.29; 3, Grossenbacher 7.56; 4, Martha Soraima AHO 7.89; Joyce Odhiambo KEN DNS

Semi-finals (First 4 to final) (Mar 6)

Heat 1: 1, Cooman 7.11; 2, Ottey 7.14; 3, Bailey 7.17; 4, Finn 7.21; 5, Wendy Hoyte GBR 7.33; 6, Martha Grossenbacher SUI 7.54; 7, Tina Iheagwam NGR 7.62; Diana Dunrod SKN DNS

Heat 2: 1, Nuneva 7.10; 2, Vader 7.28; 3, Holden 7.32; 4, Rufina Ubah NGR 7.39; 5, Juliet Cuthbert JAM 7.48; 6, Svanhildur Kristjónsdóttir ISL 7.76; 7, Christa Shumann GUA 7.79; Issajenko DQ (7.15)

Budapest 1989

Final (Mar 3)

1,	Nelli Cooman	NED	7.05
2,	Gwen Torrence	USA	7.07
3,	Merlene Ottey	JAM	7.10

4,	Liliana Allen	CUB	7.16
5,	Laurence Bily	FRA	7.19
6,	Ulrike Savari	FRG	7.29

Fresh from her fifth European indoor title, Cooman retained her world title in the face of a strong closing challenge from Torrence.

First round (Winner & 7 fastest to semi-finals) (Mar 3)

Heat 1: 1, Cooman 7.17; 2, Allen 7.28; 3, Meryem Oumezdi MAR 7.64; 4, Sibel Dündar TUR 7.93

Heat 2: 1, Ottey 7.30; 2, Hanhijoki 7.34; 3, Tröger 7.39; 4, Orit Kolodni ISR 7.80; 5, Sara Rossini SMR 8.18

Heat 3: 1, Rashchupkina 7.27; 2, Finn 7.29; 3, Riquelme 7.40; 4, Keturah Anderson CAN 7.59; 5, Kinah Chikontwe ZAM 8.38

Heat 4: 1, Torrence 7.22; 2, Savari 7.31; 3, Patoulidou 7.49; 4, Éva Barati HUN 7.50; 5, Elma Muros PHI 7.54

Heat 5: 1, Bily 7.31; 2, Lalao Ravaonirina MAD 7.55; 3, Éva Hargitai HUN 7.68; 4, Diana Yankey GHA 7.79

Semi-finals (First 3 to final) (Mar 3)

Heat 1: 1, Cooman 7.09; 2, Allen 7.15; 3, Bily 7.17; 4, Sisko Hanhijoki FIN 7.28; 5, Michelle Finn USA 7.30; 6, Paraskevi Patoulidou GRE 7.47

Heat 2: 1, Torrence 7.10; 2, Ottey 7.13; 3, Savari 7.24; 4, Eusebia Riquelme CUB 7.25; 5, Nadezhda Raschupkina URS 7.27; 6, Sabine Tröger AUT 7.57

Seville 1991

Final (Mar 8)

1,	Irina Sergeyeva	URS	7.02	0.150
2,	Merlene Ottey	JAM	7.08	0.146
3,	Liliana Allen	CUB	7.12	0.176
4,	Gwen Torrence	USA	7.13	0.159
5,	Pauline Davis	BAH	7.16	0.199
6,	Katrin Krabbe	GER	7.20	0.156
7,	Michelle Finn	USA	7.23	0.153
8,	Sisko Hanhijoki	FIN	7.25	0.193

Ottey came to Seville with a winning streak of 84 successive races, including her heat and semi-final. She never made it to 85 because of a startling run by Sergeyeva, who had improved out of all recognition during the winter. The Moscow housewife sped to a championship record of 7.02. "I can't be that upset about it, I just started lousy," said Ottey. "When you start like that, you don't expect to win a 60m race."

First round (First 2 & 8 fastest to semi-finals) (Mar 8)

Heat 1: 1, Ottey 7.16; 2, Torrence 7.21; 3, Onyali 7.30; 4, Cristina Castro ESP 7.50; 5, Monika Spicková TCH 7.50; 6, Foutoué Ziga CIV 7.54; 7, Faye Roberts CAN 7.65

Heat 2: 1, Sergeyeva 7.19; 2, Davis 7.20; 3, Cuthbert 7.27; 4, Ravaonirina 7.35; 5, Renata Kubalová TCH 7.43; 6, Trine Rugsveen NOR 7.64; 7, Ana Maria Luzio BOL 7.88

Heat 3: 1, Allen 7.21; 2, Cooman-Fiere 7.26; 3, Douglas 7.31; 4, Philipp 7.38; 5, Tian Yumei CHN 7.43; 6, Karen Clarke CAN 7.61; 7, Carmen Garcia-Campero ESP 7.62; 8, Juana Mejia DOM 8.12

Heat 4: 1, Hanhijoki 7.23; 2, Krabbe 7.25; 3, Finn 7.27; 4, Kinch 7.28; 5, Wang 7.40; 6, Ndéye Bintia Dia SEN 7.44; 7, Solvi Olsen NOR 7.48; Yasmína Azzizi ALG DNS

Semi-finals (First 4 to final) (Mar 8)

Heat 1: 1, Ottey 7.08; 2, Torrence 7.15; 3, Krabbe 7.19; 4, Hanhijoki 7.20; 5, Beverly Kinch GBR 7.28; 6, Mary Onyali NGR 7.32; 7, Wang Hui-cheng TPE 7.42; 8, Lalao Ravaonirina MAD 7.47

Heat 2: 1, Sergeyeva 7.10; 2, Davis 7.20; 3, Finn 7.23; 4, Allen 7.24; 5, Nelli Cooman-Fiere NED 7.28; 6, Juliet Cuthbert JAM 7.29; 7, Stephanie Douglas GBR 7.32; 8, Andrea Philipp GER 7.47

Toronto 1993

Final (Mar 12)

1,	Gail Devers	USA	6.95	0.169
2,	Irina Privalova	RUS	6.97	0.210
3,	Zhanna Tarnopolskaya	UKR	7.21	0.211
4,	Liliana Allen	CUB	7.22	0.168
5,	Teresa Neighbors	USA	7.26	0.219
6,	Patricia Foutoué Ziga	CIV	7.26	0.161
7,	Nelli Cooman	NED	7.29	0.187
8,	Patricia Girard	FRA	7.31	0.174

Having reverted from Sergejeva to her maiden name of Privalova, the 23 year-old Russian had enjoyed a brilliant indoor campaign, with world records at both 50m (6.05) and 60m (6.92).

In Toronto she faced the Olympic Champion at 100m, Devers. The preliminaries showed that the two were closely matched, but when it came to the final, the American had clearly the better start. This made all the difference. Privalova chased in vain and became the first woman to run a sub-7 second 60m and lose.

First round (First 3 & 4 fastest to semi-finals) (Mar 12)

Heat 1: 1, Privalova 7.22; 2, Girard 7.35; 3, Gainsford 7.36; 4, Foutoué 7.39; 5, Hernesniemi 7.39; 6, Ndéye Bintia Dia SEN 7.46; 7, Jacqueline Poelman NED 7.46; 8, Éva Barati HUN 7.63

Heat 2: 1, Neighbors 7.32; 2, Hanhijoki 7.37; 3, Clarke 7.44; 4, Sara Wüest SUI 7.44; 5, Beatrice Utundu NGR 7.46; 6, Cathy Freeman AUS 7.48

Heat 3: 1, Tarnopolskaya 7.22; 2, Allen 7.33; 3, Bogoslovskaya 7.37; 4, Richardson 7.38; 5, Melanie Paschke GER 7.42; 6, Michelle Carroll IRL 7.47; 7, Wang Hui-Chen TPE 7.52; 8, Elvira Dzhabbarova AZE 7.68

Heat 4: 1, Devers 7.18; 2, Kinch 7.33; 3, Cooman 7.34; 4, Tröger 7.39; 5, Marcel Winkler RSA 7.46; 6, Keturah Anderson CAN 7.58; 7, Chen Zhaojing CHN 7.63

Semi-finals (First 3 & 2 fastest to final) (Mar 12)

Heat 1: 1, Devers 7.06; 2, Tarnopolskaya 7.21; 3, Allen 7.25; 4, Foutoué 7.26; 5, Cooman 7.28; 6, Olga Bogoslovskaya RUS 7.31; 7, Sisko Hanhijoki FIN 7.34; 8, Marcia Richardson GBR 7.41

Heat 2: 1, Privalova 7.08; 2, Neighbors 7.26; 3, Girard 7.31; 4, Sanna Hernesniemi FIN 7.31; 5, Bev Kinch GBR 7.34; 6, Sabine Tröger AUT 7.36; 7, Melinda Gainsford AUS 7.43; 8, Karen Clarke CAN 7.53

Barcelona 1995

Final (Mar 10)

1,	Merlene Ottey	JAM	6.97	0.144
2,	Melanie Paschke	GER	7.10	0.134
3,	Carlette Guidry	USA	7.11	0.164
4,	Liliana Allen	CUB	7.13	0.149
5,	Beverly McDonald	JAM	7.16	0.131
6,	Nelli Cooman	NED	7.17	0.164
7,	Chryste Gaines	USA	7.22	0.145
8,	Lalao Ravaonirana	MAD	7.28	0.155

At almost 35, Ottey may have been one of the oldest women at the championships but was an easy winner of this title for the first time. Her only disappointment was that she was short of the world record of 6.92, recently equalled by Irina Privalova. "The older I get, the better I feel," she concluded.

First round (First 2 & 6 fastest to semi-finals) (Mar 10)

Heat 1: 1, Paschke 7.12; 2, Pukha 7.22; 3, Opara-Thompson 7.23; 4, Perc 7.34; 5, Margreth Haug SUI 7.45; 6, Rahela Markt CRO 7.57; 7, Clara Phillip LCA 7.82

Heat 2: 1, Guidry 7.25; 2, McDonald 7.31; 3, Douglas 7.31; 4, Dainelski Pérez CUB 7.38; 5, Jacqueline Poelman NED 7.42; 6, Ndéye Bintia Dia SEN 7.45; 7, Dagmar Hölbl AUT 7.65

Heat 3: 1, Leshchova 7.26; 2, Gaines 7.28; 3, Éva Barati HUN 7.35; 4, Odile Singa FRA 7.38; 5, Karen Clarke CAN 7.44; 6, Aileen McMillivay GBR 7.44; 7, Denisa Obrdžalková CZE 7.48; 8, Rudina Haxaj ALB 7.91

Heat 4: 1, Ottey 7.12; 2, Ravaonirana 7.21; 3, Cooman 7.21; 4, Allen 7.22; 5, Hernesniemi 7.26; 6, Sabine Tröger AUT 7.35; 7, Alenka Bikar SLO 7.50; 8, Aksel Gürcan TUR 7.50

Heat 5: 1, Roshchupkina 7.33; 2, Köffa 7.35; 3, Wang 7.37; 4, Aneliya Nuneva BUL 7.38; 5, Carma Blay ESP 7.39; 6, Tarrina Perry CAN 7.44; 7, Sara Wüest SUI 7.45; 8, Antónia de Jesus ANG 7.63

Semi-finals (First 4 to final) (Mar 10)

Heat 1: 1, Ottey 7.04; 2, Allen 7.13; 3, Guidry 7.14; 4, Cooman 7.20; 5, Irina Pukha UKR 7.25; 6, Nadezhda Roshchupkina RUS 7.35; 7, Jerneja Perc SLO 7.36; Ekaterini Köffa GRE DQ

Heat 2: 1, Paschke 7.15; 2, McDonald 7.21; 3, Gaines 7.23; 4, Ravaonirana 7.24; 5, Yekaterina Leshchova RUS 7.27; 6, Christy Opara-Thompson NGR 7.28; 7, Stephanie Douglas GBR 7.30; 8, Sanna Hernesniemi FIN 7.31

Paris 1997

Final (Mar 7)

1,	Gail Devers	USA	7.06	0.153
2,	Chandra Sturupp	BAH	7.15	0.183
3,	Frédérique Bangué	FRA	7.17	0.142
4,	Chioma Ajunwa	NGR	7.19	0.250
5,	Endurance Ojokolo	NGR	7.38	0.212
6,	Irina Privalova	RUS	7.88	0.158

The two principals were Privalova and Devers, so the event was a re-match of Toronto 1993. In the semi-finals the American appeared to relax too much at the finish and only qualified by a margin of 0.007 from Katerina Thánou. In the final Privalova got a good start and looked to be heading for victory. After around 10 strides the Russian pulled up clutching her left leg. Her momentum carried her through the finish line in last place, leaving Devers to score a clear win.

The American looked round and rushed straight back to console Privalova. "My heart dropped when I saw she was not there at the end," said Devers. "I have nothing but respect for her." It transpired that Privalova's hamstring had been torn, putting her out of action for a year.

First round (First 2 and 4 fastest to semi-finals) (Mar 7)

Heat 1: 1, Thánou 7.27; 2, Richardson 7.29; 3, Sasa Prokofjev SLO 7.43; 4, Elma Posadas PHI 7.73; Merlene Frazer JAM DNS

Heat 2: 1, Privalova 7.27; 2, Perc 7.33; 3, Anzhela Kravchenko UKR 7.47; 4, Tatiana Orcy BRA 7.62; 5, Gladia Gallina ITA 7.64

Heat 3: 1, Ajunwa 7.27; 2, Roshchupkina 7.30; 3, Tsóni 7.32; 4, Aksel Gürcan TUR 7.71; Michelle Freeman JAM DNS

Heat 4: 1, Bangué 7.24; 2, Latimer 7.38; 3, Kim Gevaert BEL 7.47; 4, Yelena Bobrovskaya KAZ 7.66; 5, Christina Schnorr DEN 7.70

Heat 5: 1, Sidibé 7.27; 2, Raktondrabe 7.39; 3, Karin Knoll AUT 7.44; 4, Laure Kuetyer BEN 7.71; 5, Deirdre Caruana MLT 8.06

Heat 6: 1, Devers 7.21; 2, Ojokolo 7.29; 3, Hernesniemi 7.34; 4, Sandrine Hennart BEL 7.51; 5, Elena Sordelli ITA 7.57; 6, Éva Barati HUN 7.64

Heat 7: 1, Sturupp 7.18; 2, Roshchupkina 7.30; 3, Tsoni 7.32; 4, Mballa Élodou 7.41; 5, Ameerah Bello ISV 7.60; 6, Agnes Khafajia LIB 8.35

Semi-finals (First 2 to final) (Mar 7)

Heat 1: 1, Privalova 7.08; 2, Devers 7.15; 3, Katerina Thánou GRE 7.15; 4, Jerneja Perc SLO 7.28; 5, Eidece Clarke BAH 7.49; 6, Sylvie Mballe Élodou CMR 7.50

Heat 2: 1, Bangué 7.16; 2, Ojokolo 7.24; 3, Nadezhda Roshchupkina RUS 7.29; 4, Marcia Richardson GBR 7.30; 5, Maria Tsóni GRE 7.32; 6, Sanna Hernesniemi FIN 7.39

Heat 3: 1, Sturupp 7.10; 2, Ajunwa 7.12; 3, Odiah Sidibé FRA 7.20; 4, Hantriniaina Rokatondrabe MAD 7.28; 5, Alesha Latimer USA 7.32; 6, Beverly Kinch GBR 7.41

Maebashi 1999

Final (Mar 7)

1,	Katerina Thánou	GRE	6.96	0.106
2,	Gail Devers	USA	7.02	0.120
3,	Philomena Mensah	CAN	7.07	0.154
4,	Savatheda Fynes	BAH	7.09	0.154
5,	Joan Uduak Ekah	NGR	7.10	0.131
6,	Petya Pendareva	BUL	7.12	0.141
7,	Endurance Ojokolo	NGR	7.19	0.130
(3),	Inger Miller	USA	DQ (r40.1) (7.06) 0.124	

Devers (lane 7) got the better start while Thánou was no better than 5th or 6th out of the blocks. It looked for most of the race as if the Greek might have left her best running in the preliminaries (7.01 heat, 6.99 semi). Then in the last 15m she stormed though the field, running clear of Devers, whose "double dip" was no help this time. On the other side of the track, Miller got the best of a blanket finish for the bronze. Thánou's time of 6.96 had only ever been bettered by Irina Privalova, Devers and Marion Jones.

In October 2001, it was disclosed that Miller had failed a doping control test for caffeine in Maebashi. The sanction for this offence was disqualification and a public warning, so Mensah was promoted to the bronze medal position. The delay in announcing the result was due to lengthy hearings and appeal procedure.

First round (First 2 & 8 fastest to semi-finals) (Mar 7)

Heat 1: 1, Thánou 7.01; 2, Devers 7.14; 3, Levorato 7.25; 4, Bikar 7.26; 5, Anzhelika Shevchuk UKR 7.31; 6, Heather Samuel ANT 7.41; 7, Lyubov Perepelova UZB 7.51; 8, Yelena Bobrovskaya KGZ 7.64

Heat 2: 1, Melay 7.02; 2, Ekah 7.10; 3, Hartman 7.17; 4, Philipp 7.18; 5, Christine Bloomfield GBR 7.32; 6, Agné Visockaité LTU 7.45; 7, Motoka Arai JPN 7.54; Nora Ivanova BUL DNS

Heat 3: 1, Ojokolo 7.12; 2, Citté 7.19; 3, Raktondrabe 7.27; 4, Radecka 7.31; 5, Sasa Prokofjev SLO 7.43; 6, Tamara Shanidze GEO 7.66; 7, Monica Jonathan PNG 8.06; Miller DQ (r40.1) (7.07)

Heat 4: 1, Fynes 7.08; 2, Allen 7.14; 3, Pendareva 7.17; =4, Li Xuemei CHN & Natalya Saffronnikova BLR 7.32; 6, Marzena Pawlak POL 7.36; 7, Janine Whitlock GBR 7.39; 8, Ruth Babela Walozontsi CGO 8.48

Semi-finals (First 3 & 2 fastest to final) (Mar 7)

Heat 1: 1, Thiánu 6.99; 2, Fynes 7.01; 3, Devers 7.07; 4, Ekah 7.09; 5, Wendy Hartman RSA 7.15; 6, Manuela Levorato ITA 7.20; 7, Sandra Citté FRA 7.20; 8, Zuzanna Radecka POL 7.37

Heat 2: 1, Mensah 7.07; 2, Ojokolo 7.08; 3, Pendareva 7.08; 4, Liliana Allen MEX 7.12; 5, Andrea Philipp GER 7.17; 6, Alenka Bikar SLO 7.24; 7, Hanitrianiina Rakotondrabe MAD 7.34; Miller DQ (r40.1) (7.03)

Lisbon 2001**Final (Mar 11)**

1,	Chandra Sturupp	BAH	7.05	0.110
2,	Angela Williams	USA	7.09	0.140
3,	Chryste Gaines	USA	7.12	0.137
4,	Savatheda Fynes	BAH	7.15	0.130
5,	Mercy Nku	NGR	7.15	0.122
6,	Petya Pendareva	BUL	7.16	0.166
7,	Li Xuemei	CHN	7.20	0.179
8,	Endurance Ojokolo	NGR	7.23	0.154

The only European finalist was Pendareva, who had set a 2001 world best of 7.04 in her semi-final. Unfortunately for her, the Bulgarian stumbled at the start of the final, where Sturupp achieved the brilliant reaction time of 0.110. The Bahamanian went on to win in a personal best of 7.05 from the American pair of Williams and Gaines.

"To put three perfect starts together like this today was for me a dream," remarked the winner, who had won the silver medal in Paris 1997.

First Round (First 3 & 6 fastest to semi-finals) (Mar 11)

Heat 1: 1, Pendareva 7.15; 2, Fynes 7.22; 3, Sidibé 7.38; 4, Heather Samuel ANT 7.44; 5, Enikő Szabó HUN 7.45; 6, Manuela Grillo ITA 7.59; 7, Paulina Biang Eyegue GEO 8.42

Heat 2: 1, Sturupp 7.14; 2, Gaines 7.18; 3, Mayr 7.28; 4, Citté 7.28; 5, Perpelova 7.40; 6, Aksel Gürçan TUR 7.43; 7, Joanne Houareau SEY 7.59; 8, Yelena Bobrovskaya KGZ 7.73

Heat 3: 1, Kislova 7.24; 2, Prokofjev 7.31; 3, Lawrence 7.33; 4, Viktorija Kovryyova KAZ 7.57; 5, Gloria Gatti SMR 8.01; Nora Güner TUR & Susanthika Jayasinghe SRI DNS

Heat 4: 1, Williams 7.18; 2, Kravchenko 7.29; 3, Li 7.32; 4, Koklóni 7.37; 5, Nancy Callaerts BEL 7.50; 6, Silviene Krosendjik ARU 8.04; Alenka Bikar SLO DNS

Heat 5: 1, Ojokolo 7.17; 2, Kruglova 7.27; 3, Saffronnikova 7.33; 4, Patoulidou 7.37; 5, de Caluwe 7.38; 6, Rahela Markt CRO 7.55; 7, Guzél Khubbibiyeva UZB 7.61

Heat 6: 1, Nku 7.17; 2, Cravid 7.30; 3, Allen 7.32; 4, Graglia 7.35; 5, Irina Pukha UKR 7.40; 6, Maite Zamorano BOL 7.87

Semi-finals (First 2 & 2 fastest to final) (Mar 11)

Heat 1: 1, Pendareva 7.04; 2, Ojokolo 7.13; 3, Fynes 7.16; 4, Li 7.19; 5, Natalya Saffronnikova BLR 7.28; 6, Severina Cravid POR 7.31; 7, Paraskevi Patoulidou GRE 7.34; Sandra Citté FRA DQ (r162.7)

Heat 2: 1, Williams 7.10; 2, Nku 7.15; 3, Tayna Lawrence JAM 7.21; 4, Liliana Allen MEX 7.24; 5, Anzhela Kravchenko UKR 7.27; 6, Larisa Kruglova RUS 7.33; 7, Kathleen de Caluwe BEL 7.39; 8, Yeoryia Koklóni GRE 7.45

Heat 3: 1, Sturupp 7.11; 2, Gaines 7.12; 3, Marina Kislova RUS 7.20; 4, Karin Mayr AUT 7.33; 5, Odiah Sidibé FRA 7.34; 6, Saša Prokofjev SLO 7.35; 7, Daniela Graglia ITA 7.42; 8, Lyubov Perpelova UZB 7.43

Birmingham 2003**Final (Mar 14)**

1,	Angela Williams	USA	7.16	0.198
2,	Torri Edwards	USA	7.17	0.146
3,	Merlene Ottey	SLO	7.20	0.148
4,	Karin Mayr	AUT	7.23	0.141
5,	Marina Kislova	RUS	7.26	0.123
6,	Joice Maduaka	GBR	7.34	0.193
(1.)	Zhanna Block	UKR	DQ (r40.9) (7.04)	0.148
	Savatheda Fynes	BAH	DNS	

The World outdoor 100m champion Block (formerly Pintusevich/Tarnopolskaya) made a very late decision to contest the championships, but must have been pleased that she did as she was a very comfortable winner. Williams had the best start in the final, but was soon run down by Block, who had an empty lane to her right due to the scratching of Savatheda Fynes. Williams repeated her 2001 silver ahead of Edwards, but more attention was focused on the fourth-

placer Merlene Ottey. At 42 she fell only 0.03 short of a bronze medal. Sixteen years earlier in Indianapolis, she had filled the same position. In Birmingham, she was making her championship début for Slovenia, her home since 1999.

In December 2011, the Athletics Federation of Ukraine announced that Block had been disqualified for a period of two years for violating anti-doping rules in 2002-2003. This was confirmed by the IAAF in June 2012, when she was declared to be guilty of "taking advantage of, use or attempted use of a prohibited substance or a prohibited technique." All of Block's results from November 30, 2001 were annulled, meaning that the rightful medallists in Birmingham were Williams, Edwards and Ottey. Block's husband Mark, an athlete's representative, had earlier been banned for 10 years by the IAAF and USA Track & Field.

First round (First 4 & 4 fastest to semi-finals) (Mar 14)

Heat 1: 1, Ottey 7.21; 2, Mayr 7.25; 3, Visockaitė 7.26; 4, Mayers 7.27; 5, Nku 7.39; 6, Marchetti 7.41 (7.402); 7, Silviene Krosendjik ARU 8.32

Heat 2: 1, Williams 7.19; 2, Kislova 7.24; 3, Benavides 7.26; 4, Müller 7.34; 5, Samuel 7.36; 6, Radmila Vukmirović SLO 7.49

Heat 3: 1, Edwards 7.21; 2, Sturupp 7.26; 3, Kozhemyakina 7.29; 4, Bolikova 7.30; 5, Yeoryia Koklóni GRE 7.42; 6, Kadiatou Camara MLI 7.42; Patricia Riesco PER DNS

Heat 4: 1, Maduaka 7.32; 2, Pendareva 7.34; 3, Mensah 7.34; 4, Fynes 7.34; 5, Fana Ashby TTO 7.43; 6, Lyubov Perpelova UZB 7.66

Heat 5: 1, Félix 7.21; 2, Manninen 7.25; 3, Allen 7.30; 4, Sanganoko 7.39; 5, Qin Wanging CHN 7.41 (7.410); 6, Susan Burnside GBR 7.45; (1.) Block DQ (r40.9) (7.16)

Semi-finals (First 2 & 2 fastest to final) (Mar 14)

Heat 1: 1, Ottey 7.07; 2, Edwards 7.20; 3, Natasha Mayers VIN 7.23; 4, Chandra Sturupp BAH 7.24; 5, Heather Samuel AUT 7.30; 6, Mercy Nku NGR 7.37; 7, Philomena Mensah CAN 7.39; 8, Petya Pendareva BUL 7.46

Heat 2: 1, Kislova 7.20; 2, Sylviane Félix FRA 7.24; 3, Liliana Allen MEX 7.25; 4, Virgen Benavides CUB 7.28; 5, Agnė Visockaitė LTU 7.31; 6, Bettina Müller AUT 7.40; 7, Erica Marchetti ITA 7.41; (1.) Block DQ (r40.9) (7.08)

Heat 3: 1, Mayr 7.18; 2, Fynes 7.19; 3, Williams 7.19; 4, Maduaka 7.19; 5, Johanna Manninen FIN 7.26; 6, Irina Kozhemyakina UKR 7.32; 7, Mariya Bolikova RUS 7.36; 8, Makaridja Sanganoko CIV 7.46

Budapest 2004**Final (Mar 5)**

1,	Gail Devers	USA	7.08	0.144
2,	Kim Gevaert	BEL	7.12	0.120
3,	Yuliyia Nesterenko	BLR	7.12	0.155
4,	Torri Edwards	USA	7.16	0.138
5,	Muriel Hurtis	FRA	7.17	0.149
6,	Yuliyia Tabakova	RUS	7.17	0.154
7,	Christine Arron	FRA	7.21	0.178
8,	Natalya Saffronnikova	BLR	7.23	0.162

It was felt her best sprinting days were behind her, but at the age of 37 Devers took her third title at this event. She got a good start, so much better than that of Arron to her immediate right. Devers's winning time was her fastest in five years, and she won clearly from Gevaert and Nesterenko. The Belarus sprinter did well to take a medal considering she was suffering from a fever.

Merlene Ottey – now 43 and representing Slovenia – almost made it through to her sixth final. She clocked 7.21 for third place in her semi-final, but that was measured to thousandths to be slower than Torri Edwards's in an earlier heat.

First round (First 4 & 4 fastest to Semi-Finals) (Mar 5)

Heat 1: 1, Nesterenko 7.18; 2, Müller 7.32; 3, Foster 7.33; 4, Bikar 7.34; 5, Kozhemyakina 7.35; 6, Elvira Pancić SCG 7.47; 7, Valma Basv ISV 7.53

Heat 2: 1, Arron 7.15; 2, Anim 7.28; 3, Koklóni 7.29; 4, Mayers 7.30; 5, Levorato 7.38; 6, Carme Blay ESP 7.52

Heat 3: 1, Hurtis 7.18; 2, Ferguson 7.27; 3, Tabakova 7.28; 4, Maduaka 7.37; 5, Yelena Bobrovskaya KGZ 7.64; 6, Joanna Houareau SEY 8.18; 7, Carol Mokola ZAM 8.20

Heat 4: 1, Gevaert 7.16; 2, Edwards 7.29; 3, Manninen 7.38; 4, Kruglova 7.39; 5, Camara 7.43; 6, Aksel Gürçan TUR 7.56; 7, Roxana Mercado PUR 7.58

Heat 5: 1, Devers 7.15; 2, Ottey 7.27; 3, Saffronnikova 7.32; 4, Szabó 7.37; 5, Eggerth 7.42; 6, Endurance Ojokolo NGR 7.44; 7, Antónia de Jesus ANM 7.75

Semi-finals (First 2 & 2 fastest to final) (Mar 5)

Heat 1: 1, Devers 7.15; 2, Tabakova 7.16; 3, Hurtis 7.18; 4, Vida Anim GHA 7.25; 5, Brigitte Foster JAM 7.32; 6, Alenka Bikar SLO 7.34; 7, Irina Kozhemyakina UKR 7.40; 8, Agnė Eggerth LTU 7.41

Heat 2: 1, Gevaert 7.13; 2, Nesterenko 7.16; 3, Edwards 7.21; 4, Manuela Levorato ITA 7.24; 5, Natasha Meyers VIN 7.25; 6, Johanna Manninen FIN 7.30; 7, Larisa Kruglova RUS 7.37; 8, Bettina Müller AUT 7.42
Heat 3: 1, Arron 7.14; 2, Safronnikova 7.18; 3, Merlene Ottey SLO 7.21; 4, Debbie Ferguson BAH 7.32; 5, Yeoryia Koklóni GRE 7.33; 6, Joyce Maduaka GBR 7.36; 7, Enikő Szabó HUN 7.40; 8, Kadiatou Camara MLI 7.47

First round (First 4 & 4 fastest to semi-finals) (Mar 7)
Heat 1: 1, Gevaert 7.31; 2, Turner 7.34; 3, Nabokina 7.38; 4, Efimova 7.50; 5, Paulette Zang Milama GAB 7.66; 6, Fabienne Weyerermann SUI 7.67; 7, Maki Samantha Lockington COK 8.69
Heat 2: 1, Idoko 7.19; 2, Jones-Ferrette 7.23; 3, Benavides 7.29; 4, McSweeney 7.43; 5, Grinčikaitė 7.45; 6, Amandine Allou Affoué CIV 7.57; 7, Martina Pretelli SMR 8.54
Heat 3: 1, Khubbieva 7.24; 2, Polyakova 7.25; 3, Sailer 7.37; 4, Müller-Weissina 7.37; 5, Joyce 7.50; 6, Kováčič 7.57; 7, Valentina Nazarova TKM 7.72
Heat 4: 1, Harrigan 7.21; 2, Kwakye 7.33; 3, Lalova 7.36; 4, Bertsson 7.45; 5, Feta Ahamada COM 7.71; 6, Rosa Mystique Jone NRU 8.09; 7, Hawwa Haneefa MDV 8.42
Heat 5: 1, Williams 7.29; 2, Osayomi 7.35; 3, Atangana 7.37; 4, Anim 7.39; 5, Okparaebro 7.42; 6, Lucimar de Moura BRA 7.64; 7, Amanda Choo SIN 7.74
Semi-finals (First 2 & 2 fastest to final) (Mar 7)
Heat 1: 1, Idoko 7.10; 2, Polyakova 7.20; 3, LaVerne Jones-Ferrette ISV 7.24; 4, Lena Bertsson SWE 7.26; 5, Verena Sailer GER 7.28; 6, Ivet Lalova BUL 7.31; 7, Ailis McSweeney IRL 7.46; 8, Nina Kováčič SLO 7.47
Heat 2: 1, Harrigan 7.12; 2, Kwakye 7.13; 3, Gevaert 7.14; 4, Joyce 7.22; 5, Virgin Benavides CUB 7.25; 6, Inna Efimova BUL 7.33; 7, Delphine Attangana CMR 7.37; 8, Vida Anim GHA 7.45
Heat 3: 1, Williams 7.12; 2, Osayomi 7.21; 3, Guzel Khubbieva UZB 7.27; 4, Laura Turner GBR 7.28; 5, Svetlana Nabokina RUS 7.28; 6, Ezinne Okparaebro NOR 7.34; 7, Bettina Müller-Weissina AUT 7.35; 8, Lina Grinčikaitė LTU 7.41

Moscow 2006

Final (Mar 10)

1,	Me'Lisa Barber	USA	7.01 (7.008)	0.158
2,	Lauryn Williams	USA	7.01 (7.009)	0.145
3,	Kim Gevaert	BEL	7.11	0.150
4,	Christine Arron	FRA	7.13	0.147
5,	Mariya Bolikova	RUS	7.17	0.161
6,	Larisa Kruglova	RUS	7.23	0.143
7,	Sylvie Mbaila Éloundou	CMR	7.30	0.127
(6.)	Zhanna Block	UKR	DQ (r40.9) (7.19)	0.216

Fastest in the heats were Arron (7.16) and Gevaert (7.17). A close final was clearly in prospect after Williams won the first semi-final in a personal best 7.10, and the other two semis went to Arron (7.11) and Barber (7.12). Williams reacted quickest, yet Barber had a lead of almost a metre after five metres. Williams closed like a bullet in the last 20m, but Barber triumphed by the smallest possible margin (actually 7.008 to 7.009). Gevaert just held off Arron for the bronze medal. Until 2005, Barber had primarily been a 400m runner with a best of 50.87 in 2002.

First round (First 4 & 4 fastest to semi-finals) (Mar 10)
Heat 1: 1, Gevaert 7.17; 2, Gevaert 7.31; 3, Morosanu 7.36; 4, Naimova 7.39; 5, Gúrcan 7.63; 6, Qin Wangping CHN 7.81; 7, Desiree Craggette GUM 8.23
Heat 2: 1, Arron 7.16; 2, Maduaka 7.36; 3, Allou Affoué 7.42; 4, Lin Wen-Wen TPE 7.78; 5, Aleksandra Vojneska MKD 7.88; 6, Charlene Attard MLT 7.89; (2.) Block DQ (r40.9) (7.26)
Heat 3: 1, Nevmerzhtskaya 7.23; 2, Hannula 7.24; 3, Bolikova 7.26; 4, Ojokolo 7.36; 5, McSweeney 7.44; 6, Grinčikaitė 7.46; 7, Gharid Ghrouf LEB 8.42
Heat 4: 1, Williams 7.28; 2, Khubbieva 7.38; 3, Beret-Martinel 7.43; 4, Ló 7.94; 5, Montserrat Pujol AND 8.30; Fana Ashby TTO & Delphine Attangana CMR DNS
Heat 5: 1, Barber 7.18; 2, Éloundou 7.22; 3, Jones 7.24; 4, Maher 7.38; 5, de Moura 7.65; 6, Valentina Nazarova TKM 7.78; 7, Maria Auxiliadora Lacayo NCA 7.79
Semi-finals (First 2 & 2 fastest to final) (Mar 10)
Heat 1: 1, Williams 7.10; 2, Gevaert 7.13; 3, LaVerne Jones ISV 7.27; 4, Emily Maher IRL 7.37; 5, Joice Maduaka GBR 7.41; 6, Aksel Gúrcan TUR 7.78; 7, Loi leong MAC 7.88; (3.) Block DQ (r40.9) (7.19)
Heat 2: 1, Arron 7.11; 2, Bolikova 7.16; 3, Éloundou 7.23; 4, Heidi Hannula FIN 7.26; 5, Angela Morosanu ROU 7.33; 6, Tezdzhan Naimova BUL 7.36; 7, Amandine Allou Affoué CIV 7.37; 8, Lucimar Aparécida de Moura BRA 7.72
Heat 3: 1, Barber 7.12; 2, Kruglova 7.21; 3, Nevmerzhtskaya 7.23; 4, Guzel Khubbieva UZB 7.33; 5, Fabienne Beret-Martinel FRA 7.37; 6, Lina Grinčikaitė LTU 7.38; 7, Ailis McSweeney IRL 7.42; 8, Endurance Ojokolo NGR 7.53

Doha 2010

Final (Mar 14)

1,	Veronica Campbell-Brown	JAM	7.00	0.163
2,	Carmelita Jeter	USA	7.05	0.159
=3,	Ruddy Zang Milama	GAB	7.14	0.160
	Sheri-Ann Brooks	JAM	7.14	0.155
5,	Chandra Sturup	BAH	7.16	0.157
6,	Tahesia Harrigan	IVB	7.17	0.143
7,	Myriam Soumaré	FRA	7.29	0.168
(2.)	LaVerne Jones-Ferrette	ISV	DQ (r40.9) (7.03)	0.177

Campbell-Brown, often regarded as a 200m specialist with her two Olympic titles in that event, cemented her reputation as a short dash sprinter by adding the 60m title to the outdoor 100m championship she won in 2007. Jones-Ferrette and Jeter had been the pre-race favourites with the Virgin Islander holding a 2-1 margin in their 2010 confrontations. Jones-Ferrette was the fastest in the first two rounds with 7.14 and 7.05, though Campbell-Brown raised a few eyebrows with her 7.07 semi-final win. In the final, the two Caribbean athletes were together in the early stages, with Jeter lagging a half metre back, but Campbell-Brown went away from the 40m mark, with Jones-Ferrette just holding off Jeter's closing rush. In sixth place was Sturup, the oldest runner in the meeting at 38, and an Olympic finalist over 100m back in 1996.

In December 2010 it was confirmed that Jones-Ferrette had failed a doping control test on February 16 that year. She was suspended for six months and all her results between February 16 and September 30 were annulled. So Jeter was promoted to silver and two women shared the bronze including Zang Milama who improved out of all recognition in Doha.

Valencia 2008

Final (Mar 7)

1,	Angela Williams	USA	7.06	0.142
2,	Jeanette Kwakye	GBR	7.08	0.163
3,	Tahesia Harrigan	IVB	7.09	0.149
4,	Kim Gevaert	BEL	7.22	0.149
5,	Yevgeniya Polyakova	RUS	7.24	0.156
6,	Damola Osayomi	NGR	7.26	0.169
7,	Franca Idoko	NGR	7.30	0.132
8,	Alexis Joyce	USA	7.37	0.229

Fastest in the semi-finals was Idoko, who clocked 7.10, with the other semi-finals won by Harrigan and Williams with 7.12. In the final Idoko stumbled at the start leaving Harrigan ahead, and then Williams and Kwakye edged in front on the other side of the track. Williams finally won a world title by a slim 20cm margin from the surprising Kwakye, who set British records in the semi and final. "I owe this to my father who trained me when I was young," said the winner. Harrigan's bronze was the first IAAF medal for the British Virgin Islands.

First round (First 4 & 4 fastest to semi-finals) (Mar 12)
Heat 1: 1, Soumaré 7.22; 2, Polyakova 7.28; 3, Harrigan 7.26; 4, Maduaka 7.46; 5, Tanja Mitić SRB 7.57; 6, Martina Pretelli SMR 7.94; 7, Yvette Bennett NMI 8.68
Heat 2: 1, Campbell-Brown 7.21; 2, Sturup 7.22; 3, Kwadwo 7.38; 4, Salvagno 7.41; 5, Ryemyen 7.46; 6, Marika Popowicz POL 7.56; 7, Norjannah Hatszah Jamaludin MAS 7.90
Heat 3: 1, Mang 7.27; 2, Povh 7.37; 3, Bertsson 7.39; 4, Brady 7.43; 5, Hawwa Haneefa MDV 8.31; Ahamada Feta COM DQ (r162.7); (1.) Jones-Ferrette DQ (r40.9) (7.14)
Heat 4: 1, Jeter 7.30; 2, Katsura 7.34; 3, Murillo 7.38; 4, Lalova 7.42; 5, Rianas 7.45; 6, Virgil Hodge SKN 7.61; 7, Gloria Diogo STP 7.89
Heat 5: 1, Milama 7.28; 2, Brooks 7.32; 3, Barber 7.37; 4, Grinčikaitė 7.42; 5, Akinyemi 7.45; 6, Yelena Ryabova TKM 8.27; 7, Angie Mangion MLT 8.33
Semi-finals (First 2 & 2 fastest to final) (Mar 14)
Heat 1: 1, Campbell-Brown 7.07; 2, Milama 7.13; 3, Harrigan 7.22; 4, Véronique Mang FRA 7.28; 5, Joice Maduaka GBR 7.35; 6, Emma Rianas SWE 7.38; 7, Yasmin Kwadwo GER 7.39; 8, Maria Aurora Salvagno ITA 7.49
Heat 2: 1, Sturup 7.20; 2, Mikele Barber USA 7.24; 3, Yevgeniya Polyakova RUS 7.24; 4, Lina Grinčikaitė LTU 7.34; 5, Ivet Lalova BUL 7.41; 6, Olesya Povh UKR 7.45; 7, Folake Akinyemi NOR 7.47; (1.) Jones-Ferrette DQ (r40.9) (7.05)
Heat 3: 1, Brooks 7.14; 2, Jeter 7.15; 3, Soumaré 7.21; 4, Digna Luz Murillo ESP 7.33; 5, Yuliya Katsura RUS 7.38; 6, Claire Brady IRL 7.40; =7, Lena Bertsson SWE & Mariya Rymyen UKR 7.41

Istanbul 2012

Final (Mar 11)

1,	Veronica Campbell-Brown	JAM	7.01	0.155
2,	Murielle Ahouré	CIV	7.04	0.171
3,	Tianna Madison	USA	7.09	0.170
4,	Barbara Pierre	USA	7.14	0.140
5,	Chandra Sturupp	BAH	7.19	0.160
6,	Gloria Asumnu	NGR	7.22	0.186
7,	Aleen Bailey	JAM	7.24	0.199
8,	Ivet Lalova	BUL	7.27	0.174

This was expected to be a battle between reigning champion Campbell-Brown, Madison, and 2010 disqualified Jones-Ferrette. The Virgin Islander was disqualified once more, this time for a false start in her semi-final.

Newcomer Ahouré was off best in the final, with Campbell-Brown no better than fourth at 20m. However, the Jamaican came through strongly, and caught Ahouré just before the finish, with Madison a clear third ahead of her teammate Pierre.

First round (First 2 & 8 fastest to semi-finals) (Mar 10)

Heat 1: 1, Aloh 7.33; 2, Bailey 7.34; 3, Philip 7.37; 4, Sônia Tavares POR 7.45; 5, Papia Fani Sarkar BAN 8.17; 6, Anna Bulanova KFG 8.19; 7, Maria Inaly Morazán NCA 8.29; 8, Rachel Abrams NMI 8.31

Heat 2: 1, Asumnu 7.19; 2, Fukushima 7.29; 3, Nestsiarenka 7.33; 4, Olga Sazonova KAZ 7.45; 5, Feta Ahamada COM 7.49; 6, Yelena Ryabova TKM 7.76; 7, Shinele Proctor AIA 8.01; 8, Pauline Kwalea SOL 8.48

Heat 3: 1, Pierre 7.24; 2, Anim 7.35; 3, Čechová 7.40; 4, Delphine Atangana CMR 7.47; 5, Fong Yee Pui HKG 7.67; 6, Patricia Taea COK 8.06; 7, Belinda Talakai TGA 8.45

Heat 4: 1, Lalova 7.19; 2, Schippers 7.28; 3, Grinčikaitė 7.37; 4, Viktoriya Zybakina KAZ 7.55; 5, Globine Mayova NAM 7.64; 6, Niatufal Aini INA 7.92; 7, Lovelite Detenamou NRU 8.04; 8, Anna Sirvent AND 8.37

Heat 5: 1, Ahouré 7.23; 2, Balykina 7.31; 3, Pyatachenko 7.43; 4, Tao Yujia CHN 7.44; 5, Rebecca Camilleri MLT 7.68; 6, Dana Abdul Razak IRQ 7.78; 7, Mary Jane Vincent MRI 7.84; 8, Colleen Gibbons PLW 8.88

Heat 6: 1, Jones-Ferrette 7.21; 2, Silva 7.40; 3, Jamile Samuel NED 7.47; 4, Anasztázia Nguyen HUN 7.59; 5, Martina Pretelli SMR 7.79; 6, Daphne Nalawas VAN 9.06; (2,) Eftimova DQ (r40.9) (7.35)

Heat 7: 1, Campbell-Brown 7.29; 2, Wei 7.35; 3, Khubbiya 7.39; 4, Yekaterina Filatova RUS 7.49; 5, Hrafnhild Eir Hermosdottir ISL 7.97; 6, Terani Faremiro PYF 8.46; 7, Etta Tio KIR 9.14; 8, Tahmina Kohistani AFG 9.32

Heat 8: 1, Sturupp 7.23; 2, Madison 7.24; 3, Williams 7.40; 4, Liao Ching-Hsien TPE 7.68; 5, Karene King IVB 7.76; 6, Mariette Mien BUR 8.01; 7, Hinikiissia Ndikert CHA 8.13; 8, Chazujle Choosha ZAM 8.19

Semi-finals (First 2 & 2 fastest to final) (Mar 11)

Heat 1: 1, Campbell-Brown 7.12; 2, Pierre 7.19; 3, Asumnu 7.20; 4, Asha Philip GBR 7.24; 5, Lina Grinčikaitė LTU 7.26; 6, Yulia Balykina BLR 7.28; 7, Vida Anim GHA 7.36; 8, Viktoriya Pyatachenko UKR 7.41

Heat 2: 1, Ahouré 7.13; 2, Madison 7.17; 3, Dafne Schippers NED 7.25; 4, Kateřina Čechová CZE 7.31; 5, Wei Yongli CHN 7.35; 6, Ana Claudia Silva BRA 7.36; LaVerne Jones-Ferrette ISV DQ (r162.7); (7,) Inna Eftimova BUL DQ (r40.9) (7.44) Heat 3: 1, Sturupp 7.21; 2, Lalova 7.23; 3, Bailey 7.23; 4, Guzel Khubbiya UZB 7.25; 5, Yulia Nestsiarenka BLR 7.31; 6, Jodie Williams GBR 7.32; 7, Audrey Aloh ITA 7.38; Chisato Fukushima JPN DNS

Defending Champion Campbell-Brown was fifth, but that was a respectable result for her given that she had just returned from a doping suspension which was determined to be unjust by the Court of Arbitration for Sport.

First round (First 3 & 6 fastest to semi-finals) (Mar 8)

Heat 1: 1, Philip 7.18; 2, Schippers 7.19; 3, Pohrebnyak 7.30; 4, Ferguson 7.31; 5, Olga Sazonova KAZ 7.35; 6, Estefania Sebastian AND 7.83; 7, Lovelite Detenamou NRU 7.94

Heat 2: 1, Fraser-Pryce 7.12; 2, Harrigan 7.20; 3, Kwadwo 7.27; 4, Wei 7.32; 5, Latvala 7.33; 6, Fong Yee Pui HKG 7.58; 7, Rachel Abrams NMA 8.30

Heat 3: 1, Sailer 1.13; 2, Ahye 7.14; 3, Horn 7.36; 4, Maria Gatou GRE 7.38; 5, Laverne Jones-Ferrette ISV 7.39; 6, Tiffany Tshilumba LUX 7.47; 7, Joanne Pricilla Loutoy SEY 7.75; 8, Rachel Fitz MLT 7.86

Heat 4: 1, Bartoletta 7.12; 2, Okparaebo 7.19; 3, Campbell-Brown 7.22; 4, Jeschke 7.33; 5, Samuel 7.34; 6, Flings Owusu-Agyapong GHA 7.42; 7, Shinele Proctor AIA 7.91

Heat 5: 1, Asumnu & Lawson 7.19; 3, Milama 7.19; 4, Ramona Papaioannou CYP 7.43; 5, Geronne Black TTO 7.45; 6, Patricia Taea COK 7.93; 7, Martina Pretelli SMR 7.94; **Heat 6:** 1, Ahouré 7.09; 2, Papps 7.22; 3, Krasucki 7.25; 4, Kielbasińska 7.31; 5, Audrey Aloh ITA 7.35; 6, Aziza Sbaity LIB 7.82; 7, Marlén Mevong GEO 8.05

Semi-finals (First 2 & 2 fastest to final) (Mar 9)

Heat 1: 1, Ahouré 7.06; 2, Asumnu 7.11; 3, Lekeisha Lawson USA 7.18; 4, Ruddy Zang Milama GAB 7.19; 5, Sheniqua Ferguson BAH 7.25; 6, Sophie Papps GBR 7.30; 7, Carina Horn RSA 7.34; 8, Jamile Samuel NED 7.39

Heat 2: 1, Sailer 7.12; 2, Bartoletta 7.14; 3, Campbell-Brown 7.17; 4, Dafne Schippers NED 7.18; 5, Ezinne Okparaebo NOR 7.19; 6, Wei Yongli CHN 7.30; 7, Nataliya Pohrebnyak UKR 7.34; 8, Marta Jeschke POL 7.41

Heat 3: 1, Fraser-Pryce 7.08; 2, Philip 7.09; 3, Ahye 7.10; 4, Tahesia Harrigan IVB 7.17; 5, Franciela Krasucki BRA 7.31; 6, Anna Kielbasińska POL 7.31; 7, Yasmin Kwadwo GER 7.32; 8, Hanna-Maari Latvala FIN 7.34

60 METRES

Multiple Medalists:

4	Merlene Ottey	JAM/SLO	89-3, 91-2, 95-1, 03-3
	Gail Devers	USA	93-1, 97-1, 99-2, 04-1
3	Angela Williams	USA	01-2, 03-1, 08-1
2	Nelli Cooman	NED	87-1, 89-1
	Irina Sergeyeva/Privalova RUS/URS		91-1, 93-2
	Chandra Sturupp	BAH	97-2, 01-1
	Kim Gevaert	BEL	04-2, 06-3
	Veronica Campbell-Brown	JAM	10-1, 12-1
	Murielle Ahouré	CIV	12-2, 14-2
	Tianna Madison/Bartoletta	USA	12-3, 14-3

Most Finals:

5 Ottey 87-4, 89-3, 91-2, 95-1, 03-3

Most Appearances:

7 Liliana Allen CUB/MEX 89-4, 91-3, 93-4, 95-4, 99-4s2, 01-4s2, 03-3s2

National Placings:

	1	2	3	4	5	6	7	8	Points
USA	6	6	4	3	2	-	2	1	142
JAM	4	1	1+1=	1	2	-	1	-	65.5
BAH	1	1	-	2	3	-	-	-	37
FRA	-	-	2	1	2	-	2	1	30
NGR	-	-	-	1	3	2	3	1	30
RUS	-	1	-	-	3	3	-	-	28
NED	2	-	-	-	-	2	1	-	24
GER	1	1	-	-	-	2	-	1	22
GBR	-	2	-	1	-	1	-	-	22
CUB	-	-	1	3	-	-	-	-	21
BEL	-	1	1	1	-	-	-	-	18
CIV	-	2	-	-	-	1	-	-	17
BUL	-	1	-	-	-	2	-	1	14
URS	1	-	-	1	-	-	-	-	13
CAN	-	-	2	-	-	-	-	-	12
IVB	-	-	1	-	-	-	-	-	9
GRE	1	-	-	-	-	-	-	-	8
BLR	-	-	1	-	-	-	-	1	7
SLO	-	-	1	-	-	-	-	-	6
UKR	-	-	1	-	-	-	-	-	6
TTO	-	-	-	-	-	2	-	-	6
GAB	-	-	1=	-	-	-	-	-	5.5
AUT	-	-	-	1	-	-	-	-	5
NZL	-	-	-	-	1	-	-	-	4
AUS	-	-	-	-	-	-	1	-	2
CHN	-	-	-	-	-	-	1	-	2
CMR	-	-	-	-	-	-	1	-	2
FIN	-	-	-	-	-	-	-	1	1
MAD	-	-	-	-	-	-	-	1	1
Totals	16	16	15+2=	15	16	16	12	8	560

Sopot 2014

Final (Mar 9)

1,	Shelly-Ann Fraser-Pryce	JAM	6.98	0.159
2,	Murielle Ahouré	CIV	7.01	0.158
3,	Tianna Bartoletta	USA	7.06	0.165
4,	Asha Philip	GBR	7.11	0.134
5,	Veronica Campbell-Brown	JAM	7.13	0.138
6,	Michelle-Lee Ahye	TTO	7.16	0.166
7,	Gloria Asumnu	NGR	7.18	0.161
8,	Verena Sailer	GER	7.18	0.171

They were first and second at both sprints at the 2013 World Championships outdoors, and in Sopot Fraser-Pryce and Ahouré filled the same positions at 60m indoors. The Ivorian appeared to have the edge in the preliminaries but in the final Fraser-Pryce produced her usual bullet start and won with the world's first sub-seven second timing since 2010. Bartoletta took the bronze, as she did in 2012 under her maiden name of Madison.

200 Metres Paris 1985

Final (Jan 18: Non-championship)

1, Marita Koch	GDR	23.09
2, Marie-Christine Cazier	FRA	23.33
3, Kim Robertson	NZL	23.69
4, Fabienne Ficher	FRA	23.75
5, Mary Bolden	USA	23.89
6, Semra Aksu	TUR	24.97

Koch had no trouble winning despite clocking a time which was 0.70 slower than her own world best.

First round (First 3 to final) (Jan 18)

Heat 1: 1, Ficher 23.86; 2, Robertson 23.91; 3, Bolden 24.25; 4, Maria Baez DOM 26.47

Heat 2: 1, Koch 23.53; 2, Cazier 23.74; 3, Aksu 24.56; 4, Alejandra Flores MEX 25.54

Indianapolis 1987

Final (Mar 7)

1, Heike Drechsler	GDR	22.27WR
2, Merlene Ottey	JAM	22.66
3, Grace Jackson	JAM	23.21
4, Alice Jackson	USA	23.55
5, Mary Onyali	NGR	23.56
6, Angela Phipps	CAN	23.77

The 1985 winner Koch had announced her retirement shortly before the championships, but the title remained with the GDR through Drechsler. The crowd, still buzzing after Ben Johnson's 60m win, were treated to another world record. Remarkably, the 22 year-old East German bettered Koch's world record in her first try at the event indoors.

"That's enough world records," said the winner, who had won the long jump gold earlier in the day. "I just want to go home and see my husband."

Ottey, drawn one lane inside Drechsler, actually matched strides with the East German for the first 150m and was rewarded with a Commonwealth record.

First round (First 2 & 4 fastest to semi-finals) (Mar 6)

Heat 1: 1, Drechsler 23.21; 2, A Jackson 23.82; 3, Ferrian 24.37; 4, Janet Montas DOM 25.91

Heat 2: 1, Vader 23.87; 2, Ubah 24.71; 3, Diana Dunrod SKN 25.28; 4, Joyce Odhiambo KEN 25.30; 5, Acil Oliver UGA 26.24

Heat 3: 1, Ottey 23.63; 2, Onyali 23.77; 3, Lacambra 24.13; 4, Carabali 24.85; 5, Svanhildur Kristjónsdóttir ISL 25.27; 6, Christa Shumann GUA 25.38; Esther Kavaya KEN DNS

Heat 4: 1, Cazier 23.80; 2, Phipps 23.81; 3, G Jackson 24.12; 4, Cecilia Núñez PAN 24.89; 5, Ana Maria Luzio BOL 28.92

Semi-finals (First 3 to final) (Mar 6)

Heat 1: 1, Drechsler 22.84; 2, G Jackson 23.36; 3, Phipps 23.49; 4, Marie-Christine Cazier FRA 23.59; 5, Rufina Ubah NGR 24.73; 6, Norfalia Carabali COL 24.76

Heat 2: 1, Ottey 22.86; 2, Onyali 23.51; 3, A Jackson 23.52; 4, Els Vader NED 23.78; 5, Daniela Ferrian ITA 24.09; 6, Blanca Lacambra ESP 24.44

Budapest 1989

Final (Mar 4)

1, Merlene Ottey	JAM	22.34
2, Grace Jackson	JAM	22.95
3, Natalya Kovtun	URS	23.28
4, Silke Knoll	FRG	23.30
5, Maria Figueiredo	BRA	23.83
6, Marie-José Pérec	FRA	23.99

Following a succession of silvers and bronzes at major championships, Ottey finally won a gold medal in magnificent style. In later years the fastest semi-finalist would automatically be rewarded with lane 5 or 6 but Ottey was assigned lane 4. Nevertheless, the Jamaican drew gasps from the crowd at the rate at which she closed the stagger on the back-

straight. She won by 6m from Jackson, and missed Drechsler's world record by just 0.07. Kovtun won the bronze from lane 1.

First round (Winner & 9 fastest to semi-finals) (Mar 4)

Heat 1: 1, G Jackson 23.86; 2, A Jackson 23.97; 3, Ilieva 24.03; 4, Hanhijoki 24.04; Claudia Acerenza URU DQ

Heat 2: 1, Ottey 23.27; 2, Kovtun 23.84; 3, Tröger 24.04; 4, Kozáry 24.18; 5, Kinah Chikontwe ZAM 27.32

Heat 3: 1, Knoll 23.50; 2, Pérec 23.73; 3, Figueiredo 23.81; 4, Dendy 24.18; 5, Elma Muros PHI 25.05; 6, Orit Kolodni ISR 25.35

Semi-finals (First 3 to final) (Mar 4)

Heat 1: 1, Ottey 22.72; 2, Kovtun 23.38; 3, Figueiredo 23.71; 4, Terri Dendy USA 23.75; 5, Tzvetanka Ilieva BUL 23.98; 6, Sabine Tröger AUT 24.24

Heat 2: 1, G Jackson 23.05; 2, Knoll 23.26; 3, Pérec 23.36; 4, Sisko Hanhijoki FIN 23.94; 5, Ágnes Kozáry HUN 24.37; Alice Jackson USA DQ

Seville 1991

Final (Mar 10)

1, Merlene Ottey	JAM	22.24=WR
2, Irina Sergeyeva	URS	22.41
3, Grit Breuer	GER	22.58
4, Andrea Thomas	GER	22.94
5, Galina Malchugina	URS	23.20
6, Sisko Hanhijoki	FIN	24.10

Ottey (lane 4) was keen to make amends for her surprise defeat in the 60m, and had Sergeyeva (lane 6) in her sights in the final. The Jamaican couldn't quite make up all the stagger, but clearly led for the entire race to equal her own world record of one week earlier. For the first time, four women broke 23 seconds in a single indoor race.

First round (First 2 & 2 fastest to semi-finals) (Mar 9)

Heat 1: 1, Breuer 23.49; 2, Ficher 23.56; 3, Mondie-Milner 23.64; 4, Norfalia Carabali COL 24.16; 5, Juana Mejia DOM 26.34

Heat 2: 1, Sergeyeva 23.35; 2, Davis 23.78; 3, Monika Spicková TCH 24.06; 4, Tian Yumei CHN 25.04; 5, Claudia Acerenza URU 25.69

Heat 3: 1, Ottey 23.30; 2, Williams 23.75; Cisse Mamaissata GUI DQ; Lasnet-Lelisse Nkoua CGO DNS

Heat 4: 1, Malchugina 23.77; 2, Olsen 24.01; 3, Karen Clarke CAN 24.28; Juliet Cuthbert JAM DNS

Heat 5: 1, Thomas 22.95; 2, Hanhijoki 23.56; 3, Kubalová 23.73; 4, Wang Hui-cheng TPE 23.81; 5, France Gareau CAN 24.18

Semi-finals (First 3 to final) (Mar 9)

Heat 1: 1, Ottey 22.64; 2, Thomas 22.98; 3, Malchugina 23.07; 4, Pauline Davis BAH 23.58; 5, Angela Williams TTO 23.66; 6, Renata Kubalová TCH 23.74

Heat 2: 1, Sergeyeva 22.86; 2, Breuer 23.10; 3, Hanhijoki 23.55; 4, Fabienne Ficher FRA 23.63; 5, Celena Mondie-Milner USA 23.73; 6, Selvi Olsen NOR 24.70

Toronto 1993

Final (Mar 14)

1, Irina Privalova	RUS	22.15
2, Melinda Gainsford	AUS	22.73
3, Natalya Voronova	RUS	22.90
4, Sanna Hernesniemi	FIN	23.03
5, Wendy Vereen	USA	23.34
6, Dyan Webber	USA	23.53

In 1991, Privalova won the 60m and was second in the 200m. In Toronto it was the other way round. Her winning time of 22.15 was second only to Merlene Ottey's 21.87 set one month earlier.

A surprising second was Gainsford, who in her first indoor meeting set three national records.

First round (First 2 & 4 fastest to semi-finals) (Mar 13)

Heat 1: 1, Jardim 23.48; 2, Poelman 23.51; 3, Frazer 23.85; 4, Wang 24.13; 5, Éva Barati HUN 24.59; 6, Arely Franco ESA 27.00

Heat 2: 1, Privalova 23.57; 2, Hanhijoki 23.72; 3, Katerina Kóffa GRE 24.17; 4, Govindasamy Shanti MAS 24.34

Heat 3: 1, Gainsford 23.16; 2, Vereen 23.32; 3, Johansson 23.82; 4, Chen Zhaojing CHN 24.25; 5, Marcia Richardson GBR 24.50

Heat 4: 1, Voronova 23.42; 2, Hernesniemi 23.53; 3, Webber 23.70; Cathy Freeman AUS DQ

Semi-finals (First 2 & 2 fastest to final) (Mar 13)

Heat 1: 1, Gainsford 22.83; 2, Voronova 23.00; 3, Vereen 23.07; 4, Hernesniemi 23.56; 5, Wang Hui-Chen TPE 24.43; 6, Marika Johansson SWE 24.58

Heat 2: 1, Privalova 22.58; 2, Webber 23.54; 3, Lucrécia Jardim POR 23.63; 4, Jacqueline Poelman NED 23.70; 5, Merlene Frazer JAM 23.83; 6, Sisko Hanhijoki FIN 23.84

FRA 23.88; 5, Elena Apollonio ITA 24.10; 6, Sabine Kirchmaier AUT 24.29

Semi-finals (First 2 to final) (Mar 7)

Heat 1: 1, Frazer 22.95; 2, Kóffa 22.96; 3, Mireille Donders SUI 23.30; 4, Chryste Gaines USA 23.31; 5, Svetlana Bodritskaya KAZ 23.95; 6, Lauren Hewitt AUS 23.97

Heat 2: 1, Cuthbert 22.62; 2, Leshchova 23.00; 3, Pauline Davis BAH 23.04; 4, Vrina De Angeli ITA 23.39; 5, Monika Gachevska BUL 24.47; Katharine Merry GBR DNS

Heat 3: 1, Goncharenko 22.88; 2, Guidry 23.48; 3, Erika Suchovská CZE 23.63; 4, Donna Fraser GBR 23.86; 5, Yan Jiankui CHN 24.18; Melinda Gainsford-Taylor AUS DQ (r163.3)

Barcelona 1995

Final (Mar 10)

1,	Melinda Gainsford	AUS	22.64
2,	Pauline Davis	BAH	22.68
3,	Natalya Voronova	RUS	23.01
4,	Silke Lichtenhagen	GER	23.23
5,	Zlatka Georgieva	BUL	23.36
6,	Juliet Cuthbert	JAM	23.43

The first morning session of the championships indicated that the track was slow. None of the men's heat times were quicker than 21 seconds. However, there was one fast time in the women's heats – an Oceanian record of 22.64 by Gainsford, who went on to go one better than her 1993 silver with a repeat of that heat time in the final.

Fabé Dia of France ran in both heat 2 and heat 4 after a volunteer crossed the track and blocked her way in the first of those races.

First round (First 2 & 4 fastest to semi-finals) (Mar 10)

Heat 1: 1, Gainsford 22.64; 2, Voronova 23.27; 3, Azarashvili 23.51; 4, Fabienne Ficher FRA 23.87; Wendy Vereen USA DQ

Heat 2: 1, Lichtenhagen 23.27; 2, Davis 23.29; 3, Hana Benešová CZE 23.87; 4, Aksel Gürçan TUR 24.36; Fabé Dia FRA DNF

Heat 3: 1, Georgieva 23.37; 2, Cuthbert 23.50; 3, Poelman 23.58; 4, Donatela Dal Bianco ITA 24.73; 5, Marcela Tiscornia URU 25.07; Sanna Hernesniemi FIN DNF

Heat 4: 1, Guidry 23.38; 2, Goncharenko 23.41; 3, Fomenko 23.52; 4, Kóffa 23.59; 5, Sharon Williams GBR 24.28; 6, Fabé Dia FRA 24.65

Semi-finals (First 3 to final) (Mar 10)

Heat 1: 1, Gainsford 22.88; 2, Voronova 22.91; 3, Cuthbert 22.95; 4, Katerina Kóffa GRE 23.82; 5, Maya Azarashvili GEO 23.88; Carlette Guidry USA DNS

Heat 2: 1, Davis 22.94; 2, Georgieva 23.03; 3, Lichtenhagen 23.11; 4, Svetlana Goncharenko RUS 23.16; 5, Viktoriya Fomenko UKR 23.47; 6, Jacqueline Poelman NED 24.07

Paris 1997

Final (Mar 8)

1,	Katerina Kóffa	GRE	22.76
2,	Juliet Cuthbert	JAM	22.77
3,	Svetlana Goncharenko	RUS	22.85
4,	Merlene Frazer	JAM	22.88
5,	Yekaterina Leshchova	RUS	23.81
	Carlette Guidry	USA	DNS

The policy of allocating lanes of the 200m races in Paris was that the three best qualifiers were given lanes 3, 4 or 5. Yet lane 6 proved to be the lane in which both the men's and women's gold medalists were drawn.

The best of the semi-finalists was Juliet Cuthbert, who won her heat in 22.62, just outside her personal best. The final saw her drawn in the worst of the three "preferred" lanes, lane 3. The Jamaican raced into the lead, but much effort had gone into negotiating her tight bend at top speed. She could not respond when Kóffa (lane 6) edged in front down the finishing straight. As she placed second in her semi-final, Kóffa had been given one of the unseeded lanes; she could just have easily been placed in lane 1 or 2.

In May 1998, the IAAF Council decided that in future indoor 200m championships, the outermost lanes should go to the best placed athletes in earlier rounds.

First round (First 2 and 8 fastest to semi-finals) (Mar 7)

Heat 1: 1, Gainsford-Taylor 23.13; 2, Frazer 23.27; 3, De Angeli 23.32; 4, Marina Filipović YUG 23.84; 5, Ameerah Bello ISV 24.34

Heat 2: 1, Cuthbert 22.76; 2, Leshchova 23.17; 3, Bodritskaya 23.25; 4, Hewitt 23.74; 5, Gaines 23.78

Heat 3: 1, Goncharenko 23.07; 2, Davis 23.30; 3, Merry 23.82; 4, Nora Ivanova BUL 23.94; 5, Delphine Combe FRA 24.31; Aksel Gürçan TUR DNS

Heat 4: 1, Donders 23.72; 2, Yan 23.73; 3, Fraser 23.78; 4, Suchovská 23.80; 5, Alenka Bikar SLO 24.08

Heat 5: 1, Kóffa 23.05; 2, Guidry 23.43; 3, Gachevska 23.72; 4, Fabienne Ficher

Maebashi 1999

Final (Mar 6)

1,	Ionela Tîrlea	ROU	22.39	0.154
2,	Svetlana Goncharenko	RUS	22.69	0.126
3,	Pauline Davis	BAH	22.70	0.168
4,	Oksana Ekk	RUS	23.03	0.133
5,	Juliet Campbell	JAM	23.11	0.157
6,	Birgit Rockmeier	GER	23.74	0.142

Drawn inside her biggest rival Goncharenko, Tîrlea (lane 5) went ahead on the second bend and stormed away down the straight. The time of 22.39 made her the joint fifth fastest woman of all-time.

After the final, Tîrlea claimed that she had come to Maebashi undecided about running the 200m or 400m. One wondered what she might achieve outdoors in her main event, the 400m hurdles, but she went on to be injured for most of 1999 and 2000.

First round (First 2 & 8 fastest to semi-finals) (Mar 5)

Heat 1: 1, Ekk 22.91; 2, Dia 23.13; 3, Anderson 23.76; 4, Tamara Shanidze GEO 25.42; Monika Gachevska BUL DNF

Heat 2: 1, Goncharenko 22.94; 2, Visockaitė 23.39; 3, Bikar 23.40; 4, Feagin-Alexander 23.53; 5, Marie Gnahore CIV 24.51

Heat 3: 1, Rockmeier 23.10; 2, Hartman 23.16; 3, Suchovská 23.35; 4, Ivanova 23.57

Heat 4: 1, Campbell 23.05; 2, Rockmeier 23.28; 3, Radecka 23.36; 4, Colander 23.70; Motoka Arai JPN DNS

Heat 5: 1, Tîrlea 22.64; 2, Davis 22.94; 3, Ficher 23.80; 4, Elena Corcoles ESP 24.05; 5, Olga Dor ISR 25.26

Semi-finals (First 2 to final) (Mar 5)

Heat 1: 1, Tîrlea 22.66; 2, Davis 22.93; 3, Fabé Dia FRA 23.19; 4, Alenka Bikar SLO 23.45; 5, Zuzanna Radecka POL 23.67; 6, Shani Anderson GBR 24.58

Heat 2: 1, Ekk 23.01; 2, Rockmeier 23.15; 3, Wendy Hartman RSA 23.21; 4, Erika Suchovská CZE 23.58; 5, Zundra Feagin-Alexander USA 24.16; 6, Fabienne Ficher FRA 24.32

Heat 3: 1, Goncharenko 22.70; 2, Campbell 22.96; 3, Gabi Rockmeier GER 23.31; 4, Agnė Visockaitė LTU 23.81; 5, LaTasha Colander USA 24.35; Nora Ivanova BUL DNS

Lisbon 2001

Final (Mar 10)

1,	Juliet Campbell	JAM	22.64
2,	LaTasha Jenkins	USA	22.96
3,	Natalya Safronnikova	BLR	23.17
4,	Susanthika Jayasinghe	SRI	23.24
5,	Muriel Hurtis	FRA	23.63
6,	Alenka Bikar	SLO	23.74

Campbell had far and away the best time in the semi-finals and was even more dominant in the final. Drawn in lane 5, she raced away to win in a personal best of 22.64. Jenkins (lane 4) surprisingly took the silver ahead of the other semi-final winners.

First Round (Winner & 6 fastest to semi-finals) (Mar 9)

Heat 1: 1, Jayasinghe 22.99; 2, Güner 23.46; 3, Alena Petrova TKM 24.68; 4, Hazel Mthethwa SWZ 28.19

Heat 2: 1, Safronnikova 23.23; 2, Rockmeier 23.28; 3, Shamila Abdul Majeed MDV 28.71; Myriam Mani CMR DNS

Heat 3: 1, Hurtis 23.29; 2, Kapachinskaya 23.53; 3, Enikő Szabó HUN 24.49

Heat 4: 1, Bikar 23.43; 2, Mayr 23.52; 3, Natalya Mikhaylovskaya RUS 23.79

Heat 5: 1, Jenkins 23.30; 2, Dia 23.45; 3, Darsha 23.78

Heat 6: 1, Campbell 23.06; 2, Liu Xiaomei CHN 24.20; (2), Kelli White USA DQ (r40.9) (23.81)

Semi-finals (First 2 to final) (Mar 10)

Heat 1: 1, Campbell 22.72; 2, Jenkins 23.03; 3, Fabé Dia FRA 23.39; 4, Anastasiya Kapachinskaya RUS 23.61

Heat 2: 1, Jayasinghe 23.04; 2, Bikar 23.27; 3, Birgit Rockmeier GER 23.35; 4, Damayanthi Darsha SRI 24.00

Heat 3: 1, Safronnikova 23.02; 2, Hurtis 23.06; 3, Karin Mayr AUT 23.52; 4, Nora Güner TUR 23.62

Birmingham 2003

Final (Mar 15)

1,	Muriel Hurtis	FRA	22.54
2,	Anastasiya Kapachinskaya	RUS	22.80
3,	Juliet Campbell	JAM	22.81
4,	Cydonie Mothersill	CAY	23.18
5,	Natalya Safronnikova	BLR	23.61
(1.)	Michelle Collins	USA	DQ (r40.9) (22.18)

A French victory looked likely after European Champion Hurtis clocked 22.75 in the first round then a national record of 22.49 in the first semi-final. Then Collins provided one of the surprises of the championships by lowering her own national record to 22.31 in the second semi. Her outdoor best was just 22.57 and she was best known as a 400m runner.

In the final, the American drew the favourable lane six and although Hurtis (lane 5) appeared to make up some of the stagger on the first bend, the American stretched away in the last 100m to win in 22.18 for third on the world all-time list. Kapachinskaya pipped defending champion Campbell for the bronze. Unfortunately for Collins, she suffered an injury to her left hamstring during the race and never competed again in 2003.

In July 2004, the US Anti-Doping Agency announced that it was seeking a lifetime ban for Collins for drug use. Evidence revealed by the federal investigation into the Bay Area Laboratory Co-Operative (BALCO) – a Northern California nutrition company – allegedly showed that Collins was a client. She denied the claims and intended to take her case to the Court of Arbitration for Sport, but in the summer of 2005 Collins accepted a four-year suspension from July 16, 2004 plus disqualification of all her results from February 1, 2002. So after more than two years, Hurtis was declared the World Indoor Champion of 2003.

First round (First 2 to semi-finals) (Mar 14)

Heat 1: 1, Hurtis 22.75; 2, Spencer 23.59; 3, Daniela Graglia ITA 23.66

Heat 2: 1, Kapachinskaya 22.80; 2, Maydanova 24.30; Alenka Bikar SLO DQ (r163.3)

Heat 3: 1, Mothersill 23.16; 2, Felix 23.36; 3, Yelena Pastushenko UKR 23.80; Mary Onyali NGR DQ (r163.3)

Heat 4: 1, Safronnikova 23.26; 2, Levorato 23.46; 3, Lucia Ivaňová SVK 23.47; Gretta Taslakian LIB DQ (r163.3)

Heat 5: 1, Campbell 23.12; 2, Tabakova 23.58; 3, Céline Pace MLT 25.93; Roxana Diaz CUB DQ (r163.3)

Heat 6: 1, Sheehy 23.46; 2, Solène Desert FRA 23.82; (1.) Collins DQ (r40.9) (23.01)

Semi-finals (First 2 to final) (Mar 14)

Heat 1: 1, Hurtis 22.49; 2, Safronnikova 22.91; 3, Maryna Maydanova UKR 23.26; 4, Yuliya Tabakova RUS 23.64

Heat 2: 1, Campbell 22.84; 2, Ciara Sheehy IRL 23.23; 3, Manuela Levorato ITA 23.52; (1.) Collins DQ (r40.9) (22.31)

Heat 3: 1, Kapachinskaya 22.76; 2, Mothersill 22.85; 3, Allyson Felix USA 23.29; 4, Amy Spencer GBR 23.73

Budapest 2004

Final (Mar 7)

1,	Natalya Safronnikova	BLR	23.13
2,	Svetlana Goncharenko	RUS	23.15
3,	Karin Mayr-Krifka	AUT	23.18
4,	Maryna Maydanova	UKR	23.64
5,	Natalya Pygyda	UKR	23.80
(1.)	Anastasiya Kapachinskaya	RUS	DQ (r40.1) (22.78)

Mayr-Krifka had a big contingent of supporters on the backstraight and led into the finishing straight, only to be passed by three women with

Kapachinskaya (lane 6) ending up an easy winner. With this being the last ever world indoor 200m final, the Russian ought to have stood as champion for eternity, but she failed her doping test and so was disqualified. The title therefore went to Safronnikova, who in any case had run fantastically well from lane 3 to defeat all the legitimate competitors drawn on her outside. The event was discontinued for the reasons explained in the men's 200m report of 2004.

First round (First 2 & 2 fastest to semi-finals) (Mar 6)

Heat 1: 1, Pygyda 23.39; 2, Sheehy 23.86; 3, Gretta Taslakian LIB 25.80; (1.) Kapachinskaya RUS DQ (r40.1) (23.10)

Heat 2: 1, Goncharenko 23.08; 2, Nikolett Listár HUN 23.71; 3, Johanna Manninen FIN 23.79; (2.) Cox DQ (r40.9) (23.23)

Heat 3: 1, Mayr-Krifka 23.38; 2, Campbell 23.51; 3, Boone 23.59; 4, Yulia Novita INA 26.69

Heat 4: 1, Safronnikova 23.03; 2, Maydanova 23.34; 3, Bikar 23.36; Vida Anim GHA DNS

Semi-finals (First 3 to final) (Mar 6)

Heat 1: 1, Mayr-Krifka 23.11; 2, Goncharenko 23.13; 3, Maydanova 23.47; 4, Rachelle Boone USA 23.53; Juliet Campbell JAM DNS

Heat 2: 1, Safronnikova 22.96; 2, Pygyda 23.46; 3, Alenka Bikar SLO 23.46; (4.) Crystal Cox USA DQ (r40.9) (23.55); (1.) Kapachinskaya DQ (r40.1) (22.86)

200 METRES

Multiple Medalists:

3	Merlene Ottey	JAM	87-2, 89-1, 91-1
	Svetlana Goncharenko	RUS	97-3, 99-2, 04-2
2	Grace Jackson	JAM	87-3, 89-2
	Irina Sergeyeva/Privalova	URS/RUS	91-2, 93-1
	Melinda Gainsford	AUS	93-2, 95-1
	Natalya Voronova	RUS	93-3, 95-3
	Pauline Davis	BAH	95-2, 99-3
	Juliet Campbell	JAM	01-1, 03-3
	Natalya Safronnikova	BLR	01-3, 04-1

Most Finals:

3	Ottey	87-2, 89-1, 91-1
	Goncharenko	97-3, 99-2, 04-2
	Campbell	99-5, 01-1, 03-3
	Safronnikova	01-3, 03-5, 04-1

Most Appearances:

5	Fabienne Ficher	FRA	85-4, 91-4s2, 95-4h1, 97-4h5, 99-6s2
	Alenka Bikar	SLO	97-5h4, 99-4s1, 01-6, 03-dq/h2, 04-3s2

National Placings:

	1	2	3	4	5	6	7	8	Points
JAM	3	3	2	1	1	1	-	-	69
RUS	1	3	3	1	1	-	-	-	56
GER	2	-	1	3	-	1	-	-	40
FRA	1	1	-	1	1	1	-	-	27
USA	-	1	-	1	2	1	-	-	23
BLR	1	-	1	-	1	-	-	-	18
URS	-	1	1	-	1	-	-	-	17
AUS	1	1	-	-	-	-	-	-	15
BAH	-	-	1	1	-	-	-	-	13
UKR	-	-	-	1	1	-	-	-	9
GRE	1	-	-	-	-	-	-	-	8
ROU	1	-	-	-	-	-	-	-	8
FIN	-	-	-	1	-	1	-	-	8
AUT	-	-	1	-	-	-	-	-	6
NZL	-	-	1	-	-	-	-	-	6
CAY	-	-	-	1	-	-	-	-	5
SRI	-	-	-	1	-	-	-	-	5
BRA	-	-	-	-	1	-	-	-	4
BUL	-	-	-	-	1	-	-	-	4
NGR	-	-	-	-	1	-	-	-	4
CAN	-	-	-	-	-	1	-	-	3
SLO	-	-	-	-	-	1	-	-	3
TUR	-	-	-	-	-	1	-	-	3
Totals	11	11	11	11	11	8	0	0	354

Event discontinued after 2004

400 Metres

Paris 1985

Final (Jan 19: Non-championship)

1,	Diane Dixon	USA	53.35
2,	Régine Berg	BEL	53.81

3,	Charmaine Crooks	CAN	54.08
4,	Antonella Ratti	ITA	55.30
5,	Odry Arnadóttir	ISL	56.94
	Giannina Otoyá	PER	DNS

Dixon led from start to finish, passing halfway in 25.13. Hers was the only US victory of the weekend.

Indianapolis 1987

Final (Mar 8)

1,	Sabine Busch	GDR	51.66
2,	Lillie Leatherwood	USA	52.54
3,	Judit Forgács	HUN	52.68
4,	Olga V. Nazarova	URS	52.76
5,	Rositzá Stamenova	BUL	53.56
6,	Esmie Lawrence	CAN	54.38

There was disappointment at the withdrawal of 1985 winner Dixon and the loss of form by Müller. The upsets continued in the final, when Busch, a comfortable winner, was disqualified for stepping into lane 3 on the first bend. After a protest, she was re-instated.

Busch won from the front, passing halfway in 23.95. Conversely, runner-up Leatherwood was last at the 300m point before improving to win the only US women's medal of the championships.

First round (First 2 & 4 fastest to semi-finals) (Mar 6)

Heat 1: 1, Müller 54.40; 2, Leatherwood 54.69; 3, Crooks 55.00; 4, Kehinde Vaughn NGR 56.72; 5, Esther Kavaya KEN 58.23

Heat 2: 1, Stamenova 53.47; 2, Lawrence 53.74; 3, Bakare 53.83; 4, Josephine Singarayar MAS 56.05; Ana Maria Luzio BOL DNS

Heat 3: 1, Forgács 53.80; 2, Wojdecka 54.13; 3, Stepanova 54.78; 4, Janice Kelly SKN 55.20

Heat 4: 1, Busch 53.50; 2, Nazarova 53.68; 3, Perez 53.84; 4, Norfalia Carabali COL 55.36; 5, Adriana Martínez ECU 59.02; 6, Rowan Maynard ANT 59.75

Semi-finals (First 3 to final) (Mar 6)

Heat 1: 1, Stamenova 52.69; 2, Forgács 52.83; 3, Lawrence 52.85; 4, Marzena Wojdecka POL 53.27; 5, Charmaine Crooks CAN 53.53; Marina Stepanova URS DNS

Heat 2: 1, Busch 52.27; 2, Leatherwood 52.74; 3, Nazarova 52.88; 4, Petra Müller GDR 52.92; 5, Cristina Pérez ESP 53.36; 6, Airat Bakare NGR 54.12

Budapest 1989

Final (Mar 4)

1,	Helga Arendt	FRG	51.52
2,	Diane Dixon	USA	51.77
3,	Jillian Richardson	CAN	52.02
4,	Maree Holland	AUS	52.17
5,	Marina Shmonina	URS	52.44
6,	Sally Gunnell	GBR	52.60

The 1985 winner Dixon – so far unbeaten in 1989 – appeared to be heading for the lead at the bell but allowed Arendt to close up on her inside. So it was the German who got to 200m in lane 1 in 23.80 with Dixon to her right having no choice but to fall back and give chase. The tall German kept up the pace on the second lap and easily held off Dixon's charge.

First round (Winner & 9 fastest to semi-finals) (Mar 3)

Heat 1: Holland 52.90; 2, Shmonina 53.03; 3, Forgács 53.33; 4, Miles 53.33

Heat 2: 1, Dixon 53.15; 2, Richardson 53.36; 3, Szabó 53.41; 4, Marcia Tate JAM 53.53; 5, Angela Piggford GBR 53.69

Heat 3: 1, Gunnell 52.91; 2, Crooks 53.22; 3, Arendt 53.31; 4, Kharlamova 53.44; 5, Oantă 53.50

Semi-finals (First 3 to final) (Mar 3)

Heat 1: 1, Dixon 52.12; 2, Richardson 52.17; 3, Holland 52.21; 4, Marina Kharlamova URS 52.23; 5, Charmaine Crooks CAN 52.52; 6, Judit Forgács HUN 53.86

Heat 2: 1, Arendt 52.29; 2, Shmonina 52.33; 3, Gunnell 52.35; 4, Iolanda Oantă ROU 52.93; 5, Erzsébet Szabó HUN 52.93; 6, Jearl Miles USA 53.28

Seville 1991

Final (Mar 10)

1,	Diane Dixon	USA	50.64
2,	Sandra Myers	ESP	50.99
3,	Anita Protti	SUI	51.41
4,	Aelita Yurchenko	URS	51.59
5,	Jearl Miles	USA	52.00
6,	Lyudmila Dzhalgalova	URS	52.19

Dixon felt she lost the 1989 title after being pushed at the bell. This time, she took no chances and raced off to a clear lead at 200m (23.92). The American, wearing a special silver-grey headband, pulled away in the second lap while Myers moved into second place. The American-born Spaniard was poised to catch Dixon in the straight, but the New Yorker did not fade and crossed the line in 50.64, the world's fastest time in three years. It was the first world indoor championship title to be won by a US woman – disregarding Dixon's own win at this event in the 1985 Paris Games.

All six finalists set personal bests, with the first three setting national records.

First round (First 2 & 6 fastest to semi-finals) (Mar 8)

Heat 1: 1, Miles 53.88; 2, Schreiter 54.00; 3, Protti 54.01; 4, Oantă 54.26; 5, Soledad Acerenza URU 56.57; 6, Lasnet-Lelisse Nkouka CGO 58.50

Heat 2: 1, Dixon 52.72; 2, Myers 53.01; 3, Spence-Gardner 53.34; 4, Dzhalgalova 53.87; 5, Edeh 54.53

Heat 3: 1, Yurchenko 52.15; 2, Bători 52.60; 3, Merino 52.68; 4, Norfalia Carabali COL 54.78; 5, Neza Bidouane MAR 55.69; Fatima Yusuf NGR DQ

Semi-finals (First 3 to final) (Mar 9)

Heat 1: 1, Myers 52.16; 2, Miles 52.43; 3, Dzhalgalova 52.68; 4, Vivienne Spence-Gardner JAM 52.84; 5, Rosey Edeh CAN 54.51; Noemi Bători HUN DNF

Heat 2: 1, Dixon 51.97; 2, Yurchenko 52.14; 3, Protti 52.18; 4, Kathrin Schreiter GER 53.05; 5, Iolanda Oantă ROU 53.40; 6, Julia Merino ESP 53.51

Toronto 1993

Final (Mar 14)

1,	Sandie Richards	JAM	50.93
2,	Tatyana Alekseyeva	RUS	51.03
3,	Jearl Miles	USA	51.37
4,	Sandra Myers	ESP	51.45
5,	Renee Poetschka	AUS	52.29
6,	Kim Batten	USA	52.70

Alekseyeva went out quickly (23.67 at 200m), but in a thrilling finish, Richards pipped the Russian in the last five metres of the race. Miles and Myers, fifth and second in the 1991 final, finished third and fourth.

First round (First 2 to final) (Mar 12)

Heat 1: 1, Poetschka 52.70; 2, Batten 52.77; 3, Karin Janke GER 52.83; 4, Regula Zürcher SUI 53.76

Heat 2: 1, Richards 51.86; 2, Alekseyeva 51.97; 3, Jillian Richardson-Briscoe CAN 52.15; 4, Ester Goossens NED 52.73

Heat 3: 1, Miles 51.76; 2, Myers 52.10; 3, Tatyana Ledovskaya BLR 53.24; 4, Deon Hemmings JAM 53.59; 5, Donald Duprey CAN 54.52

Barcelona 1995

Final (Mar 12)

1,	Irina Privalova	RUS	50.23
2,	Sandie Richards	JAM	51.38
3,	Daniela Georgieva	BUL	51.78
4,	Deon Hemmings	JAM	52.01
5,	Jearl Miles	USA	52.01
6,	Marie-Louise Bévis	FRA	53.27

As in 1993, Irina Privalova had compiled an excellent indoor season, with world records at 50m (5.96), 60m (6.92) and a European record at 200m (22.10). There were high hopes that the popular Russian might set another record in Barcelona in what would be her first foray at 400m indoors.

In the final, she raced through the first lap in 23.89 and passed 300m in around 36.7. Only defending champion Richards could offer a challenge. Privalova ended up with 50.23, the fourth quickest ever and the world's fastest since 1984. "The race was easy but I was very tired and had some problems with my nose," said the winner, "possibly a virus."

First round (First 2 & 4 fastest to semi-finals) (Mar 10)

Heat 1: 1, Miles 52.48; 2, Bévis 52.79; 3, Chebykina 52.84; 4, Yolanda Reyes ESP 53.56; 5, Zhang Hengyun CHN 54.27
Heat 2: 1, Nedelcu 53.10; 2, Richards 53.14; 3, Myers 53.22; 4, Melanie Neef GBR 53.34; 5, Cao Chunying CHN 55.32
Heat 3: 1, Privalova 52.78; 2, Graham 53.23; 3, Kostoválová 53.33; 4, Linda Kisabaka GER 53.68; 5, Susan Earnshaw GBR 53.85
Heat 4: 1, Georgieva 52.67; 2, Hemmings 52.91; 3, Džurová 53.05; 4, Dora Kyriakou CYP 53.46; Myadagmaa Otgonituya MGL DNS
Semi-finals (Mar 11) (First 3 to final)
Heat 1: 1, Privalova 51.82; 2, Georgieva 52.34; 3, Hemmings 52.77; 4, Helena Džurová CZE 53.18; 5, Kim Graham USA 53.46; 6, Sandra Myers ESP 53.75
Heat 2: 1, Richards 52.56; 2, Miles 52.61; 3, Bévis 52.85; 4, Tatyana Chebykina RUS 53.13; 5, Magdalena Nedelcu ROU 53.17; 6, Nadia Kostoválová CZE 53.38

Paris 1997

Final (Mar 9)

1,	Jearl Miles Clark	USA	50.96
2,	Sandie Richards	JAM	51.17
3,	Helena Fuchsová	CZE	52.04
4,	lonela Tirlea	ROU	52.06
5,	Charity Opara	NGR	52.19
6,	Grit Breuer	GER	52.22

Breuer and Opara fought for the lead at the bell (Opara 23.70), closely followed by Richards with Miles Clark 2m back. Approaching 300m, Richards squeezed in between the two leaders, bumping Opara in the process. The Jamaican led into the straight but was then run down by Miles Clark. Opara and Breuer faded to the back of the field.

First round (First 2 and 4 fastest to semi-finals) (Mar 7)

Heat 1: 1, Opara 52.02; 2, Kaiser-Brown 52.86; 3, Sally Gunnell GBR 53.05; 4, Olga Moroz UKR 53.82; 5, Marina Filipović YUG 54.18
Heat 2: 1, Breuer 52.43; 2, Fuchsová 52.69; 3, Afolabi 52.89; 4, Movchan 52.96; 5, Adina Valdez TTO 55.79; 6, Erum Khanum PAK 64.74
Heat 3: 1, Richards 52.26; 2, Tirlea 52.49; 3, Kotlyarova 52.63; 4, Smith 52.74
Heat 4: 1, Miles Clark 52.63; 2, Benešová 52.94; 3, Deon Hemmings JAM 53.22; 4, Gudrun Arnardóttir ISL 53.41; 5, Nezha Bidouane MAR 53.54
Semi-finals (First 3 to final) (Mar 8)
Heat 1: 1, Opara 51.26; 2, Miles Clark 51.55; 3, Tirlea 52.10; 4, Tatyana Movchan UKR 52.48; 5, Hana Benešová CZE 52.75; 6, Olga Kotlyarova RUS 53.17
Heat 2: 1, Richards 51.53; 2, Breuer 52.16; 3, Fuchsová 52.43; 4, Natasha Kaiser-Brown USA 52.82; 5, Phylis Smith GBR 52.86; 6, Olabisi Afolabi NGR 53.33

Maebashi 1999

Final (Mar 7)

1,	Grit Breuer	GER	50.80
2,	Falilat Ogunkoya	NGR	51.25
3,	Jearl Miles Clark	USA	51.45
4,	Ana Guevara	MEX	51.55
5,	Sandie Richards	JAM	51.75
6,	Deon Hemmings	JAM	52.04

Breuer ran the quickest first 150m and swept down from lane 5 to pass halfway in 23.59. Ogunkoya was a close second, followed by Guevara, Miles Clark and the two Jamaicans. Unlike 1997 when she finished last, the German did not falter and gradually lengthened her lead to win in a 1999 world best. Ogunkoya remained a clear second, but Guevara was caught by Miles Clark.

First round (First 2 & 4 fastest to semi-finals) (Mar 5)

Heat 1: 1, Breuer 51.13; 2, Nazarova 51.51; 3, Goossens 52.05; 4, De Angeli 52.50; 5, Ripanu 52.64
Heat 2: 1, Miles Clark 51.79; 2, Hemmings 52.10; 3, Opara 52.11; 4, Sakie Ubukoua JPN 54.11; 5, Kaltouma Nadjina CHA 54.30
Heat 3: 1, Richards 52.40; 2, Ogunkoya 52.64; 3, Susan Andrews AUS 52.65; 4, Shanelle Porter USA 52.65

Heat 4: 1, Kotlyarova 52.06; 2, Guevara 52.43; 3, Sinead Dudgeon GBR 52.84; 4, Tonique Williams BAH 54.65; 5, Chen Yuxiang CHN 55.14
Semi-finals (First 2 & 2 fastest to final) (Mar 6)
Heat 1: 1, Breuer 50.88; 2, Ogunkoya 51.44; 3, Richards 51.54; 4, Ester Goossens NED 52.09; 5, Alina Ripanu ROU 53.29; Natalya Nazarova RUS DNF
Heat 2: 1, Miles Clark 50.83; 2, Guevara 50.93; 3, Hemmings 51.47; 4, Olga Kotlyarova RUS 51.69; 5, Charity Opara NGR 52.31; 6, Virna De Angeli ITA 52.95

Lisbon 2001

Final (Mar 11)

1,	Sandie Richards	JAM	51.04
2,	Olga Kotlyarova	RUS	51.56
3,	Olesya Zykina	RUS	51.71
4,	Kaltouma Nadjina	CHA	52.49
5,	Monique Hennagan	USA	52.83
6,	Suziann Reid	USA	71.50

Reid was the fastest starter in the final, but by the bell (23.65) the experienced Richards was in front. Kotlyarova – the world leader at 50.42 – tried to get past on the last bend but the 32-year-old Jamaican continued to run strongly and regained her title. In the straight Kotlyarova eased off and was closed on by her team-mate Zykina.

First round (First 2 & 4 fastest to semi-finals) (Mar 9)

Heat 1: 1, Richards 52.11; 2, Zykina 52.48; 3, Sologub 53.10; 4, Pompey 53.32; 5, Williams 53.39
Heat 2: 1, Kotlyarova 52.61; 2, Hennagan 52.99; 3, Chrisoula Goudenoudhi GRE 53.62; 4, Žana Minina LTU 53.68; Damayanthi Darsha SRI DNF
Heat 3: 1, Murphy 52.61; 2, Reid 52.65; 3, Tirlea 53.05; 4, Catherine Scott JAM 53.82
Heat 4: 1, Ghosh 52.49; 2, Nadjina 52.53; 3, LaDonna Antoine-Watkins CAN 53.82; 4, Carmo Tavares POR 53.82; 5, Karen Shinkins IRL 53.90
Semi-finals (First 3 to final) (Mar 10)
Heat 1: 1, Richards 51.98; 2, Zykina 52.18; 3, Hennagan 52.43; 4, Catherine Murphy GBR 52.45; 5, Ionela Tirlea ROU 52.87; 6, Foy Williams CAN 53.61
Heat 2: 1, Kotlyarova 51.63; 2, Reid 51.84; 3, Nadjina 51.92; 4, Shanta Ghosh GER 51.93; 5, Aliann Pompey GUY 53.18; 6, Natalya Sologub BLR 53.60

Birmingham 2003

Final (Mar 16)

1,	Natalya Nazarova	RUS	50.83
2,	Christine Amertil	BAH	51.11
3,	Grit Breuer	GER	51.13
4,	Catherine Murphy	GBR	51.99
5,	Monique Hennagan	USA	52.08
6,	Svetlana Usovich	BLR	52.72

Nazarova was the fastest woman in the world with 50.57 and was much the quickest heat winner in 51.24, but that result was soon annulled because Nazarova was disqualified for a lane infringement. After an examination of a video of the race, she was re-instated by the Jury of Appeal and won her semi-final in 50.90. By this stage, two serious challengers had emerged from the Bahamas: Amertil and Williams. Amertil finished close behind Nazarova in the first semi and Williams won the second in 51.25 ahead of former champion Breuer, but she ran out of her lane and was disqualified.

Nazarova and Amertil battled for the lead in the first lap of the final. The Russian was slightly ahead and passed 200m in 23.57. Amertil was on the Russian's left shoulder and lost her stride when the leader cut in, losing around 5m at the bell. Nazarova raced clear in the third 100m, but her advantage was reduced as the Bahamian and Breuer duelled for the silver medal.

First round (First 2 & 2 fastest to semi-finals) (Mar 14)

Heat 1: 1, Williams 52.04; 2, Pechonkina 52.62; 3, Meadows 52.74; 4, Sandrine Thiébaud-Kangni TOG 53.51; 5, Monika Niederstätter ITA 53.57; 6, Tiffany Barnes USA 54.38
Heat 2: 1, Amertil 52.15; 2, Hennagan 52.83; 3, Karen Shinkins IRL 53.59; 4, Carmo Tavares POR 53.65; 5, Damayanthi Dhara SRI 54.61; 6, Koldiana Shala ALB 57.81
Heat 3: 1, Nazarova 51.24; 2, Murphy 51.89; 3, Ronetta Smith JAM 53.66; 4, Maria Teresa Schutzmann ITA 54.51; Mireille Nguimo CMR DQ (r163.3)
Heat 4: 1, Usovich 52.20; 2, Pompey 52.86; 3, Kaltouma Nadjina CHA 53.50; 4, Antonina Yefremova UKR 53.64; 5, Salhate Djamilidine COM 58.88; Karla Hernández ESA DQ (r163.3)

Heat 5: 1, Breuer 52.10; 2, Richards 52.46; 3, Prokopek 52.72; 4, Awatere Ben Hassine TUN 54.01; 5, Geisa Coutinho BRA 54.23; 6, Yvonne Harrison PUR 56.17
Semi-finals (First 3 to final) (Mar 15)
Heat 1: 1, Nazarova 50.90; 2, Amertil 51.11; 3, Usovich 52.18; 4, Sandie Richards JAM 52.20; 5, Aliann Pompey GUY 52.74; 6, Jenny Meadows GBR 53.36
Heat 2: 1, Breuer 51.56; 2, Murphy 51.74; 3, Hennagan 51.89; 4, Grazyna Prokopek POL 53.07; Yuliya Pechonkina RUS DQ (r163.3); Tonique Williams BAH DQ (r163.3)

Budapest 2004

Final (Mar 6)

1,	Natalya Nazarova	RUS	50.19
2,	Olesya Krasnomovets	RUS	50.65
3,	Tonique Williams	BAH	50.87
4,	Ionela Tirlea	ROU	51.58
5,	Julian Clay	USA	52.82
6,	Fani Halkiá	GRE	52.90

At the Russian indoor championships Nazarova had threatened the world indoor record with 49.68, while Krasnomovets was second in 50.82. The two Russians won their semis and dominated in the final where Nazarova passed halfway about two metres up on Krasnomovets in 23.70. She went on to break the championship record with her compatriot second, though Krasnomovets did come under pressure from Williams who was only fifth at the bell.

Nazarova had hoped to challenge the world indoor record, "but we had only four and a half hours to rest between the semi-final and final," she explained in 2014, "so my body couldn't make it happen."

First round (First 2 & 4 fastest to semi-finals) (Mar 5)

Heat 1: 1, Williams 51.76; 2, Tirlea 52.00; 3, Karagounis 52.66; 4, Androula Sialou CYP 53.62; 5, Sandrine Thiébaud-Kangni TOG 52.72; 6, Joanne Cuddihy IRL 54.02

Heat 2: 1, Halkiá 51.77; 2, Murphy 52.18; 3, Usovich 52.19; 4, Nguimgo 53.17; 5, Gigi Miller USA 53.71; 6, Bárbara Petráň HUN 53.78

Heat 3: 1, Krasnomovets 52.17; 2, Clay 53.04; 3, Ronetta Smith JAM 53.39; 4, Beatrice Dahlgren SWE 53.90; 5, Rakia Al-Gassara BRN 54.24; 6, Karen Shinkins IRL 54.37

Heat 4: 1, Nazarova 51.77; 2, Goudenouhí 53.09; 3, Prokopek 53.16; 4, Michelle Burgher JAM 54.18; 5, Klodiana Shala ALB 54.62; 6, Carmo Tavares POR 54.79

Semi-finals (First 3 to final) (Mar 6)
Heat 1: 1, Krasnomovets 51.53; 2, Williams 51.85; 3, Tirlea 51.95; 4, Svetlana Usovich BLR 52.21; 5, Helen Karagounis GBR 52.53; 6, Chrisoula Goudenouhí GRE 52.84

Heat 2: 1, Nazarova 50.91; 2, Halkiá 51.68; 3, Clay 52.35; 4, Catherine Murphy GBR 52.59; 5, Grazyna Prokopek POL 52.60; 6, Mireille Nguimgo CMR 53.22

Moscow 2006

Final (Mar 12)

1,	Olesya Krasnomovets	RUS	50.04
2,	Vania Stambolova	BUL	50.21
3,	Christine Amertil	BAH	50.34
4,	Natalya Nazarova	RUS	50.60
5,	Novlene Williams	JAM	51.82
6,	Mariyana Dimitrova	BUL	52.66

Shockingly, the 2003 and 2004 champion Nazarova was left without a medal. Stambolova and Krasnomovets were the fastest in the heats and semi-finals, with the Bulgarian edging Nazarova 50.66 to 50.67 in the first race, while Krasnomovets was a clear winner ahead of Amertil. The US Champion Richards – fighting a heavy cold – failed to qualify. Nazarova – who had won the Russian title with the fastest time in the world in 2006 (49.98) – was the early leader in the final, passing 200m in 23.61. She still led at 300m (36.4), but in the last 50m was passed by Krasnomovets, Amertil and Stambolova. The fast-finishing Bulgarian then moved into second spot behind the ecstatic Russian who set the only championship record of the weekend.

First round (First 2 & 4 fastest to semi-finals) (Mar 10)

Heat 1: 1, Stambolova 51.04; 2, Williams 51.57; 3, Usovich 51.71; 4, Moroşanu 52.49; Alissa Kallinikou CYP DNS

Heat 2: 1, Nazarova 51.77; 2, Dimitrova 52.07; 3, Beňnar 52.36; 4, Danijela Grgić CRO 52.91; 5, Klodiana Shala ALB 54.21

Heat 3: 1, Krasnomovets 51.18; 2, Hoffmann 53.05; 3, Mary Danner USA 53.07; 4, Ronetta Smith JAM 53.57; 5, Sandrine Thiébaud-Kangni TOG 53.83

Heat 4: 1, Richards 52.25; 2, Amertil 52.33; 3, Prokopek 52.89; 4, Aliann Pompey GUY 53.72

Semi-finals (First 3 to final) (Mar 11)

Heat 1: 1, Stambolova 50.66; 2, Nazarova 50.67; 3, Williams 51.25; 4, Ilona Usovich BLR 51.53; 5, Claudia Hoffmann GER 52.32; 6, Grazyna Prokopek POL 53.64

Heat 2: 1, Krasnomovets 50.61; 2, Amertil 51.09; 3, Dimitrova 52.17; 4, Sanya Richards USA 52.46; 5, Angela Moroşanu ROU 52.57; 6, Monika Beňnar POL 52.60

Valencia 2008

Final (Mar 9)

1,	Olesya Zykina	RUS	51.09
2,	Natalya Nazarova	RUS	51.10
3,	Shareese Woods	USA	51.41
4,	Antonina Yefremova	UKR	51.53
5,	Angela Moroşanu	ROU	53.07
6,	Moushaumi Robinson	USA	53.10

Zykina was the favourite, having beaten her teammate Nazarova 51.09 to 51.57 at the Russian championships. Both won their semi-finals in 51.75, and though three others ran faster than 52.00 in those races, it made no dent in the view that the gold medal would be between the two Russians.

Zykina took the lead early from lane 6, passing through 200m in 23.73, with Nazarova four metres behind (24.2). Nazarova gradually closed that gap throughout the second lap and the two Russians crossed the line together, but Zykina got the verdict, 51.09 to 51.10. Nazarova thus equalled Sandie Richards' record of four medals in the event. Woods, who had set a lifetime best of 51.87 in the semi-final, again improved to take bronze in 51.41 ahead of Yefremova.

First round (First 3 & 3 fastest to semi-finals) (Mar 7)

Heat 1: 1, Zykina 51.96; 2, Robinson 52.45; 3, Batmala 54.02; 4, Nikolett Listár HUN 55.37; 5, Martina Xuereb MLT 57.62; Moya Thompson JAM DNF

Heat 2: 1, Nazarova 52.40; 2, Yefremova 52.64; 3, Woods 52.65; 4, Hejnová 53.04; 5, Nachula 53.52; 6, Vera Barbosa CPV 57.55

Heat 3: 1, Montsho 52.96; 2, Moroşanu 53.32; 3, Pyggya 53.44; 4, Tsvetelina Kirilova BUL 53.86; 5, Sandrine Thiébaud-Kangni TOG 54.02; (3) Ekpuhkon DQ (r40.9) (53.34)

Semi-finals (First 3 to final) (Mar 8)

Heat 1: 1, Zykina 51.75; 2, Yefremova 51.79; 3, Robinson 51.85; 4, Racheal Nachula ZAM 53.30; 5, Makelesi Batmala FIJ 54.23; Christy Ekpuhkon NGR DQ (r40.9) (DNS)

Heat 2: 1, Nazarova 51.62; 2, Woods 51.87; 3, Moroşanu 52.83; 4, Zuzana Hejnová CZE 53.16; 5, Amanitlle Montsho BOT 53.21; 6, Natalya Pyggya UKR 53.33

Doha 2010

Final (Mar 13)

1,	Debbie Dunn	USA	51.04
2,	Tatyana Firova	RUS	51.13
3,	Vania Stambolova	BUL	51.50
4,	Amanitlle Montsho	BOT	52.53
5,	Aliann Pompey	GUY	52.75
	Novlene Williams-Mills	JAM	DNF

Jamaican-born Dunn was the fastest entrant with 50.86 and had the quickest heat, but Firova and Williams-Mills were each faster in the semi-finals. Dunn took the lead in the final, and passed 200m in 23.88. As Firova and Williams-Mills converged in pursuit, the Jamaican came off the worst and suddenly stepped from the track despite being well clear of fourth place. Dunn reached the finishing straight with a 3m advantage, but only just held off Firova 51.04 to 51.13, with both running low-altitude personal bests.

First round (First 2 & 4 fastest to semi-finals) (Mar 12)

Heat 1: 1, Dunn 52.24; 2, Amertil 52.50; 3, Montsho 52.72; 4, Kou Luogon LBR 53.69; (5) Mounira Al-Saleh SYR DQ (r40.9) (54.53)

Heat 2: =1, Rosolová & Trotter 52.75; 3, Pompey 52.76; (4), Wilkins DQ (r40.1) (52.86)

Heat 3: 1, Nazarova 53.50; 2, Stambolova 53.57; 3, Virginie Michanol FRA 53.70;

4, Antonina Yefremova UKR 53.97; 5, Tjipekapora Herunga NAM 55.40; 6, Kay Khine Lwin MYA 60.78
Heat 4: 1, Firova 52.67; 2, Williams-Mills 52.73; 3, Mägi 53.21; 4, Zuzana Hejnová CZE 53.56; 5, Tandra Ponteen SKN 53.89
Semi-finals (First 3 to final) (Mar 12)
Heat 1: 1, Firova 51.36; 2, Williams-Mills 51.77; 3, Pompey 52.29; 4, Christine Amerlt BAH 52.36; 5, Deedee Trotter USA 52.55; 6, Maris Mägi EST 53.30
Heat 2: 1, Dunn 52.08; 2, Stambolova 52.30; 3, Montsho 52.34; 4, Natalya Nazarova RUS 52.47; 5, Denisa Rosolová CZE 52.92; (5.) Bobby-Gaye Wilkins JAM DQ (r40.1) (52.59)

Istanbul 2012

Final (Mar 10)

1,	Sanya Richards-Ross	USA	50.79
2,	Aleksandra Fedoriva	RUS	51.76
3,	Natasha Hastings	USA	51.82
4,	Vania Stambolova	BUL	51.99
5,	Shana Cox	GBR	52.13
6,	Denisa Rosolová	CZE	52.48

Richards-Ross won comfortably, but said she had been hoping to break the US indoor record which stood at 50.54 to Francena McCorory. The former World Champion outdoors zipped through 200m in 23.70, before winning in 50.79, some eight metres clear of Fedoriva, who held the inside line over the last 100m to edge Hastings for second.

The time of the final might have been quicker were it not for the necessity of running two races on the previous day.

First round (First 2 & 6 fastest to semi-finals) (Mar 9)

Heat 1: 1, Rosolová 52.95; 2, Stambolova 52.97; 3, Spacca 53.74; 4, Déborah Rodríguez URU 57.08; 5, Sharon Kwarula PNG 59.56
Heat 2: 1, Pygyda 52.02; 2, Hall 52.99; 3, Redif 53.55; 4, Amaliya Shoroyan ARM 56.41; 5, Danielle Alakija FIJ 60.00; 6, Amy Atkinson GUM 65.99
Heat 3: 1, Richards-Ross 52.81; 2, Okyere 53.56; 3, Ponteen 53.74; Geisa Aparecida Coutinho BRA DQ (r163.3); (4.) Ayedou DQ (r40.1) (54.44)
Heat 4: 1, Fedoriva 53.26; 2, Blake 53.39; 3, Odumoso 53.47; 4, Natacha Ngoye CGO 58.21; Munguntuya Batgerel MGL DQ (r163.3)
Heat 5: 1, Hastings 53.64; 2, Hjelmer 54.01; 3, Pompey 54.63; 4, Graciela Martins GBS 59.83; 5, Vladislava Ovcharenko TJK 60.33
Heat 6: 1, Cox 53.24; 2, Davydova 53.58; 3, Ambwene Simukonda MAW 55.51; 4, Kineke Alexander VIN 55.88; 5, Gaiane Ustiane GEO 61.38; 6, Maziah Mahusin BRU 63.69
Semi-finals (First 2 to final) (Mar 9)
Heat 1: 1, Hastings 51.87; 2, Stambolova 51.87; 3, Nataliya Pygyda UKR 51.98; 4, Moa Hjelmer SWE 52.29; 5, Joke Odumoso NGR 54.06; Aliann Pompey GUY DNF
Heat 2: 1, Cox 52.69; 2, Rosolová 52.78; 3, Dominique Blake JAM 53.00; 4, Irina Davydova RUS 53.02; 5, Maria Enrica Spacca ITA 53.71; Tandra Ponteen SKN DNF
Heat 3: 1, Richards-Ross 50.99; 2, Fedoriva 51.79; 3, Patricia Hall JAM 53.21; 4, Nadine Okyere GBR 53.66; 5, Meliz Redif TUR 54.48; (5.) Binbo Miel Ayedou BEN DQ (r40.1) (54.26)

Sopot 2014

Final (Mar 8)

1,	Francena McCorory	USA	51.12
2,	Kaliese Spencer	JAM	51.54
3,	Shaunae Miller	BAH	52.06
4,	Justyna Święty	POL	52.20
5,	Patricia Hall	JAM	52.51
6,	Joanna Atkins	USA	52.55

The 2014 world leader McCorory gave her supporters some concern when she failed to win her heat, leading to an unfavourable lane draw in the tougher of two semi-finals. In the other semi, all three finishers advanced as there was a faller, a non-starter and another who was disqualified.

The American favourite duly won her semi to earn lane five in the final. From there she allowed Hall and Miller to fight for the inner line at the bell (23.46), but then accelerated dramatically at 250m to pass three women and establish a clear lead, all before the final bend. Spencer ran even more cautiously, worming her way through the field from fifth at the bell to snatch the silver.

Ryzhova, the fastest European of the year, failed to make the final but was in any case disqualified for a doping violation.

First round (First 2 & 4 fastest to semi-finals) (Mar 7)

Heat 1: 1, George 51.60; 2, Święty 52.13; 3, Hall 52.19; 4, Adeoye 52.69
Heat 2: 1, Spencer 52.26; 2, De Witte 52.61; 3, Atkins 52.61; 4, Shana Cox GBR 53.10
Heat 3: 1, Miller 52.10; 2, Malgorzata Holub POL 53.07; 3, Nicky van Leuven NED 53.34; 4, Melissa Caddle-Hope GUY 54.56; (2.) Ryzhova DQ (r40.1) (52.47)
Heat 4: 1, Rosolová 52.37; 2, McCorory 52.37; 3, Cremer 52.71; 4, Kineke Alexander VIN 52.80; 5, Samantha Edwards ANT 54.74
Semi-finals (First 3 to final) (Mar 7)
Heat 1: 1, Hall 52.82; 2, Święty 52.97; 3, Atkins 53.20; Lisanne De Witte NED DQ (r163.2b) (53.12); Denisa Rosolová CZE DNF
 Regina George NGR DNS
Heat 2: 1, McCorory 51.35; 2, Spencer 51.58; 3, Miller 51.63; 4, Margaret Adeoye GBR 53.59; 5, Esther Cremer GER 53.60; (4.) Kseniya Ryzhova RUS DQ (r40.1) (51.64)

400 METRES									
Multiple Medalists:									
4	Sandie Richards	JAM	93-1, 95-2, 97-2, 01-1						
3	Diane Dixon	USA	85-1, 89-2, 91-1						
	Jearl Miles/Clark	USA	93-3, 97-1, 99-3						
	Natalya Nazarova	RUS	03-1, 04-1, 08-2						
2	Grit Breuer	GER	99-1, 03-3						
	Olesya Zykina	RUS	01-3, 08-1						
	Christine Amerlt	BAH	03-2, 06-3						
	Olesya Krasnomovets	RUS	04-2, 06-1						
	Vania Stambolova	BUL	06-2, 10-3						
Most Finals:									
5	Miles/Clark		91-5, 93-3, 95-5, 97-1, 99-3						
	Richards		93-1, 95-2, 97-2, 99-5, 01-1						
Most Appearances:									
6	Miles/Clark		89-6s2, 91-5, 93-3, 95-5, 97-1, 99-3						
	Richards		93-1, 95-2, 97-2, 99-5, 01-1, 03-4s1						
	Nazarova		99-dnf/s1, 03-1, 04-1, 06-4, 08-2, 10-4s2						
National Placings:									
	1	2	3	4	5	6	7	8	Points
USA	6	2	4	-	5	4	-	-	118
RUS	5	6	1	1	-	-	-	-	93
JAM	2	3	-	1	3	1	-	-	57
GER	3	-	1	-	-	1	-	-	33
BUL	-	1	2	1	1	1	-	-	31
BAH	-	1	3	-	-	-	-	-	25
URS	-	-	-	2	1	-	-	-	17
CAN	-	-	2	-	-	1	-	-	15
ROU	-	-	-	2	1	-	-	-	14
ESP	-	1	-	1	-	-	-	-	12
GBR	-	-	-	1	1	1	-	-	12
NGR	-	1	-	-	1	-	-	-	11
CZE	-	-	1	-	-	1	-	-	9
AUS	-	-	-	1	1	-	-	-	9
BEL	-	1	-	-	-	-	-	-	7
HUN	-	-	1	-	-	-	-	-	6
SUI	-	-	1	-	-	-	-	-	6
BOT	-	-	-	1	-	-	-	-	5
CHA	-	-	-	1	-	-	-	-	5
ITA	-	-	-	1	-	-	-	-	5
MEX	-	-	-	1	-	-	-	-	5
POL	-	-	-	1	-	-	-	-	5
UKR	-	-	-	1	-	-	-	-	5
GUY	-	-	-	-	1	-	-	-	4
ISL	-	-	-	-	1	-	-	-	4
BLR	-	-	-	-	-	1	-	-	3
FRA	-	-	-	-	-	1	-	-	3
GRE	-	-	-	-	-	1	-	-	3
Totals	16	16	16	16	16	14	0	0	522

800 Metres

Paris 1985

Final (Jan 19: Non-championship)

1,	Cristeana Cojocaru	ROU	2:04.22
2,	Jane Finch	GBR	2:04.71
3,	Maria Simeanu	ROU	2:05.51
4,	Nathalie Thoumas	FRA	2:07.63
5,	Shiny Abraham	IND	2:08.09
6,	Fatima Aouam	MAR	2:12.16
7,	Isabelle Debruycker	BEL	2:14.54

Cojocaru, Olympic 400m hurdles bronze medalist, led throughout (splits of 28.07, 59.32 and 1:31.81).

Indianapolis 1987

Final (Mar 7)

1,	Christine Wachtel	GDR	2:01.32
2,	Gabriela Sedláková	TCH	2:01.85
3,	Lyubov Kiryukhina	URS	2:01.98
4,	Slobodanka Čolović	YUG	2:02.33
5,	Janet Bell	GBR	2:02.96
6,	Joetta Clark	USA	2:03.92
7,	Maria Pîntea	ROU	2:04.33
8,	Diana Richburg	USA	2:05.86

The pace was set by Kiryukhina, passing 200m in 28.56, 400m in 60.30 and 600m in 91.29. The Soviet runner was shadowed by European Indoor Champion Wachtel who sprinted away on the final bend. The co-European Junior Champion Sedláková also overtook Kiryukhina.

"I wanted a race like this, with even splits," said the winner.

First round (First 2 & 2 fastest to final) (Mar 6)

Heat 1: 1, Kiryukhina 2:03.63; 2, Sedláková 2:03.69; 3, Richburg 2:03.85; 4, Pîntea 2:03.91; 5, Gita Zutski IND 2:10.79; 6, Christina Girou GUA 2:22.80

Heat 2: 1, Čolović 2:03.13; 2, Bell 2:03.45; 3, Violeta Beclea ROU 2:04.03; 4, Maureen Stewart CRC 2:07.72; 5, Rosa Colorado ESP 2:07.72; 6, Justine Craig NZL 2:09.48; 7, Donna Bean BER 2:13.98

Heat 3: 1, Wachtel 2:04.39; 2, Clark 2:04.56; 3, Montserrat Pujol ESP 2:04.88; 4, Soraya Telles BRA 2:05.09; 5, Célestine N'Drin CIV 2:07.96; 6, Alejandra Ramos Sanchez CHI 2:08.42

Budapest 1989

Final (Mar 5)

1,	Christine Wachtel	GDR	1:59.24
2,	Tatyana Grebenchuk	URS	1:59.53
3,	Ellen Kiessling	GDR	1:59.68
4,	Violeta Beclea	ROU	2:00.26
5,	Gaby Lesch	FRG	2:01.09
	Joetta Clark	USA	DNS

Kiessling was the leader at 200m (28.39) before Wachtel took over at halfway (59.08). The East German stayed in front, running the last lap in 29.53 to win with a new championship record.

Finishing closer than expected were Grebenchuk and Kiessling, whose times were good enough for 9th and 10th on the all-time indoor list.

First round (First 2 & 2 fastest to final) (Mar 4)

Heat 1: 1, Wachtel 2:02.29; 2, Grebenchuk 2:02.35; 3, Tudorita Chidu ROU 2:02.85; 4, Maite Zúñiga ESP 2:03.65; 5, Lisa Harvey CAN 2:04.03

Heat 2: 1, Kiessling 2:01.74; 2, Beclea 2:01.88; 3, Clark 2:01.96; 4, Lesch 2:02.20; 5, Erzsébet Szabó HUN 2:03.37; 6, Marcia Tate JAM 2:05.28

Seville 1991

Final (Mar 10)

1,	Christine Wachtel	GER	2:01.51
2,	Violeta Beclea	ROU	2:01.75
3,	Ella Kovacs	ROU	2:01.79
4,	Lyubov Gurina	URS	2:02.04
5,	Charmaine Crooks	CAN	2:02.27
6,	Meredith Valmon	USA	2:04.82

Wachtel was having a troubled year, after having been suspended by the German Federation for suddenly switching clubs. She went to the front of a tightly-packed field and reached halfway in 61.41. Five women were in contention at that point and all began their finishing kicks. Wachtel was in the best place and stayed in front to claim her third title.

First round (First 2 & 6 fastest to semi-finals) (Mar 8)

Heat 1: 1, Kovacs 2:02.86; 2, Molly 2:03.56; 3, Lesch 2:03.70; 4, Rydz 2:04.03; 5, Burkanova 2:05.00; Evelyn Musonda ZAM DQ

Heat 2: 1, Wachtel 2:03.26; 2, Beclea 2:03.51; 3, Crooks 2:03.70; 4, Clark 2:03.84; 5, Mabel Arrua ARG 2:07.70; Lasnet-Lelisse Nkouka CGO DNS

Heat 3: 1, Gurina 2:05.37; 2, Stewart 2:05.54; 3, Rainey 2:05.64; 4, Helena Dziurova TCH 2:07.58; 5, Li Wenhong CHN 2:07.93

Semi-finals (First 3 to final) (Mar 9)

Heat 1: 1, Wachtel 2:01.70; 2, Kovacs 2:01.75; 3, Rainey 2:02.19; 4, Aisling Molloy IRL 2:02.93; 5, Olga Burkanova URS 2:03.51; 6, Malgorzata Rydz POL 2:03.54

Heat 2: 1, Beclea 2:01.44; 2, Gurina 2:01.48; 3, Crooks 2:01.63; 4, Joetta Clark USA 2:02.02; 5, Gaby Lesch GER 2:02.68; 6, Sharon Stewart AUS 2:03.98

Toronto 1993

Final (Mar 14)

1,	Maria Mutola	MOZ	1:57.55
2,	Svetlana Masterkova	RUS	1:59.18
3,	Joetta Clark	USA	1:59.86
4,	Yelena Afanasyeva	RUS	2:01.87
5,	Ella Kovacs	ROU	2:02.35
6,	Yelena Storchova	UKR	2:03.08

The best women's performance in Toronto came from Mutola, who raced away from the start to clock intermediate times of 28.22, 58.85 and 1:28.16 before finishing with the third-quickest indoor time in history. She became the first African woman to win a world indoor medal.

First round (First 2 & 4 fastest to semi-finals) (Mar 12)

Heat 1: 1, Yevseyeva 2:01.75; 2, Clark 2:01.84; 3, Amaral 2:03.66; 4, Andrés 2:03.76; 5, Lynn Gibson GBR 2:05.15

Heat 2: 1, Kovacs 2:03.46; 2, Afanasyeva 2:03.79; 3, Matusевичienė 2:04.05; 4, Edith Nakiyngi UGA 2:04.88; 5, Eduarda Coelho POR 2:07.51

Heat 3: 1, Masterkova 2:02.50; 2, Mutola 2:02.74; 3, Paulaviciene 2:03.01; Stella Jongmans NED DQ

Heat 4: 1, Storchova 2:06.87; 2, Constantin 2:07.46; 3, Heike Huneke GER 2:08.02; 4, Jane Brooker USA 2:08.04; 5, Jacqui Parker GBR 2:09.99

Semi-finals (First 2 & 4 fastest to final) (Mar 13)

Heat 1: 1, Mutola 2:00.65; 2, Kovacs 2:00.79; 3, Afanasyeva 2:01.20; 4, Storchova 2:01.57; 5, Dalia Matusевичienė LTU 2:02.17; 6, Amaia Andrés ESP 2:05.13

Heat 2: 1, Masterkova 2:03.13; 2, Clark 2:03.25; 3, Inna Yevseyeva UKR 2:03.97; 4, Rita Paulaviciene LTU 2:03.98; 5, Mitica Constantin ROU 2:05.67; 6, Elsa Amaral POR 2:09.52

Barcelona 1995

Final (Mar 12)

1,	Maria Mutola	MOZ	1:57.62
2,	Yelena Afanasyeva	RUS	1:59.79
3,	Letitia Vriesde	SUR	2:00.36
4,	Irina Samorokova	RUS	2:00.43
5,	Stella Jongmans	NED	2:01.14
6,	Inez Turner	JAM	2:02.00

Mutola, unbeaten in more than two years, set off in pursuit of a world indoor record. The pace was even quicker than her front-running effort in Toronto. She went through 200m in 26.67, 400m in 56.18 and 600m in 1:26.85. This proved to be over-ambitious: the defending champion faded to 1:57.62, just outside her Toronto time. Nevertheless, it was her 39th consecutive win in a final.

First round (First 3 & 3 fastest to semi-finals) (Mar 10)

Heat 1: 1, Vriesde 2:09.15; 2, Afanasyeva 2:09.41; 3, Strashilova 2:09.58; 4, Nekita Beasley USA 2:10.62; 5, Rosa Evora ESA 2:20.47; 6, Myadagmaa Otgontuya MGL 2:20.68

Heat 2: 1, Djaté-Taillard 2:04.09; 2, Jongmans 2:04.30; 3, Samorokova 2:04.47; 4, Turner 2:04.65; 5, Šuldesová 2:05.49; 6, Paulino 2:06.95

Heat 3: 1, Mutola 2:05.15; 2, Formanová 2:06.32; 3, Andrés 2:06.82; 4, Abigail Hunte GBR 2:07.82; 5, Elsa Amaral POR 2:08.03

Semi-finals (First 3 to final) (Mar 11)

Heat 1: 1, Vriesde 2:05.18; 2, Turner 2:05.46; 3, Samorokova 2:05.49; 4, Ludmila Formanová CZE 2:05.60; 5, Amaya Andrés ESP 2:06.20; Tina Paulino MOZ DNS

Heat 2: 1, Mutola 2:03.28; 2, Afanasyeva 2:04.12; 3, Jongmans 2:04.35; 4, Patricia Djaté-Taillard FRA 2:05.14; 5, Petya Strashilova BUL 2:05.40; 6, Andrea Šuldesová CZE 2:07.25

Paris 1997

Final (Mar 9)

1,	Maria Mutola	MOZ	1:58.96
2,	Natalya Dukhnova	BLR	1:59.31
3,	Joetta Clark	USA	1:59.82
4,	Letitia Vriesde	SUR	1:59.84
5,	Toni Hodgkinson	NZL	2:00.36
6,	Irina Biryukova	RUS	2:00.61

Mutola's participation was in doubt after the recent death of her father in Mozambique. She ran with a black ribbon pinned to her vest.

Mutola went straight into the lead, but did not cut out as fast a pace as she had at the previous two championships. The field stayed in touch and Hodgkinson led briefly at around 500m. Mutola quickly regained the lead and easily held off Dukhnova at the finish.

Having just seen her sister-in-law win the 400m, Clark outpipped Vriesde for the bronze.

First round (First 2 and 4 fastest to semi-finals) (Mar 7)

Heat 1: 1, Clark 2:04.59; 2, Turner 2:04.86; 3, Severine Foulon FRA 2:04.91; 4, Zhang Jiang CHN 2:06.70

Heat 2: 1, Vriesde 2:04.14; 2, Graf 2:04.53; 3, Regula Zürcher SUI 2:04.82; 4, Yelena Buzhenko UKR 2:05.65; 5, Tina Paulino MOZ 2:08.03

Heat 3: 1, Mutola 2:04.60; 2, Biryukova 2:04.81; 3, Amy Wickus USA 2:05.09; 4, Virginie Fouquet FRA 2:05.73; 5, Michelle Faherty GBR 2:06.78

Heat 4: 1, Hodgkinson 2:01.64; 2, Dukhnova 2:01.87; 3, Formanová 2:02.04; 4, Parry 2:03.82; 5, Menéndez 2:04.19; 6, Achta Yorassem CHA 2:23.23

Semi-finals (First 3 to final) (Mar 8)

Heat 1: 1, Mutola 2:02.59; 2, Clark 2:02.93; 3, Biryukova 2:03.16; 4, Ludmila Formanová CZE 2:03.23; 5, Hayley Parry GBR 2:04.40; 6, Ana Menéndez ESP 2:04.86

Heat 2: 1, Hodgkinson 2:00.90; 2, Vriesde 2:01.41; 3, Dukhnova 2:01.89; 4, Regula Zürcher SUI 2:02.70; 5, Inez Turner JAM 2:03.51; 6, Stephanie Graf AUT 2:04.79

3,	Helena Fuchsová	CZE	2:01.18
4,	Lwiza John	TAN	2:01.76
5,	Yelena Afanasyeva	RUS	2:02.17
6,	Jolanda Čeplak	SLO	2:02.67

Graf had beaten Mutola 3-1 so far in 2001 and in Lisbon the two provided one of the races of the championships. The Austrian led through 200m (28.38), before Fuchsova took over and kept up the fast pace at 400m (59.99) and 600m (1:30.47).

The 35 year-old Czech drew Graf and Mutola away from the rest and stayed ahead until Graf sprinted past with 100m left. Mutola followed, and along the straight her and Graf ran level before Mutola inched in front on the line. She covered the last 200m in 28.7.

First round (First 2 & 4 fastest to semi-finals) (Mar 9)

Heat 1: 1, Teichmann 2:04.47; 2, Graf 2:04.58; 3, Fabiane dos Santos BRA 2:05.18; 4, Jennifer Toomey USA 2:05.55; 5, Mayte Martínez ESP 2:08.91

Heat 2: 1, Mutola 2:04.16; 2, John 2:04.29; 3, Lewis 2:04.56; 4, Jo Fenn GBR 2:05.16

Heat 3: 1, Fuchsová 2:04.58; 2, Cherkasova 2:04.70; 3, Howell 2:05.14; 4, Anca Safta ROU 2:06.13; 5, Lin Na CHN 2:10.99

Heat 4: 1, Čeplak 2:02.97; 2, Afanasyeva 2:03.28; 3, Valdonado 2:04.00; 4, Teixeira 2:04.18; 5, Dori Garcia ESP 2:05.25; 6, Wang Yuanping CHN 2:09.80

Semi-finals (First 3 to final) (Mar 10)

Heat 1: 1, Graf 2:01.34; 2, Afanasyeva 2:01.97; 3, John 2:02.40; 4, Ivonne Teichmann GER 2:03.20; 5, Sandra Teixeira POR 2:04.38; 6, Leattia Valdonado FRA 2:05.89

Heat 2: 1, Mutola 2:03.64; 2, Čeplak 2:03.68; 3, Fuchsová 2:04.29; 4, Tamsyn Lewis AUS 2:04.79; 5, Svetlana Cherkasova RUS 2:06.19; 6, Charmaine Howell JAM 2:09.13

Birmingham 2003

Final (Mar 16)

1,	Maria Mutola	MOZ	1:58.94
2,	Stephanie Graf	AUT	1:59.39
3,	Mayte Martínez	ESP	1:59.53
4,	Jolanda Čeplak	SLO	1:59.54
5,	Jo Fenn	GBR	1:59.95
(6),	Yekaterina Puzanova	RUS	DQ (f40.1) (2:00.86)

Mutola was already the only athlete to win all global titles on offer this century: Sydney 2000, Lisbon & Edmonton 2001. She continued that sequence in Birmingham in a final which was paced by the much-improved Fenn, who went out in the first round in 2001.

The British runner sped through 200m in 27.54, 400m in 57.89 and 600m in 1:28.75. She was still ahead on the last bend before Mutola broke clear, followed by Graf, Čeplak and Martínez.

First round (First 2 & 2 fastest to semi-finals) (Mar 14)

Heat 1: 1, Čeplak 2:02.12; 2, Hammou 2:02.32; 3, John 2:03.80; 4, Letitia Vriesde SUR 2:03.82; (3) Puzanova DQ (2:02.65)

Heat 2: 1, Graf 2:01.93; 2, Samaria 2:02.16; 3, Sugimori 2:03.55; 4, Sandra Teixeira POR 2:06.24; Sasha Spencer USA DQ (r163.3)

Heat 3: 1, Martínez 2:05.16; 2, Fenn 2:05.45; 3, Tatjana Petlyukh UKR 2:06.21; 4, Chantee Earl USA 2:08.49; Nédia Semedo POR DNF

Heat 4: 1, Mutola 2:03.33; 2, Cummins 2:03.62; 3, Langerholc 2:03.79; 4, Nadezhda Vorobyeva RUS 2:04.68; 5, Esther Desviat ESP 2:04.96

Semi-finals (First 3 to final) (Mar 16)

Heat 1: 1, Mutola 1:59.99; 2, Čeplak 2:00.14; 3, Diane Cummins CAN 2:00.94; 4, Lwiza John TAN 2:03.76; 5, Miho Sugimori JPN 2:05.16; Puzanova DQ (f40.1) 2:00.73

Heat 2: 1, Graf 1:59.75; 2, Martínez 1:59.82; 3, Fenn 1:59.83; 4, Agnes Samaria NAM 2:01.29; 5, Mina Ait Hammou MAR 2:04.16; 6, Brigita Langerholc SLO 2:04.75

Budapest 2004

Final (Mar 7)

1,	Maria Mutola	MOZ	1:58.50
2,	Jolanda Čeplak	SLO	1:58.72
3,	Jo Fenn	GBR	1:59.50
4,	Jen Toomey	USA	1:59.64
5,	Tatjana Andrianova	RUS	1:59.71
6,	Olga Raspopova	RUS	2:00.56

Maebashi 1999

Final (Mar 7)

1,	Ludmila Formanová	CZE	1:56.90
2,	Maria Mutola	MOZ	1:57.17
3,	Natalya Tsyganova	RUS	1:57.47
4,	Meredith Valmon	USA	1:59.11
5,	Hasna Benhassi	MAR	1:59.57
6,	Stephanie Graf	AUT	2:04.39

Mutola ran from the front. Two other undefeated women from 1999, Formanová and Tsyganova, latched on. Soon the three were metres clear of the rest of the field, and the splits showed why. The Mozambique runner reached 200m in 26.67 and 400m in 55.39.

Mutola kept running strongly to the bell (1:25.79), with Tsyganova and Formanová still in touch. At the start of the last backstraight, Formanová move ominously from third to second and in the straight moved wide to challenge Mutola. A glance sideways from the Mozabique runner told her that Formanová was on her way past. The Czech won in 1:56.90, the second-fastest time in history.

First round (First 2 & 6 fastest to semi-finals) (Mar 5)

Heat 1: 1, Formanová 2:00.49; 2, Tsyganova 2:00.77; 3, Valmon 2:01.41; 4, Ewerlöf 2:02.23; 5, Vriesde 2:02.51; 6, Makiko Yoshida JPN 2:15.65

Heat 2: 1, Mutola 2:02.96; 2, Benhassi 2:03.09; 3, Dukhnova 2:03.26; 4, Ave 2:03.37; 5, Mérah-Benida 2:03.43; 6, Lwiza John TAN 2:05.38

Heat 3: 1, Graf 2:04.45; 2, Lewis 2:04.52; 3, Natalya Gorelova RUS 2:04.64; 4, Tina Paulino MOZ 2:05.66; 5, Grace Birungi UGA 2:06.52; Mardrea Hyman JAM DNF

Semi-finals (First 2 & 2 fastest to final) (Mar 6)

Heat 1: 1, Formanová 1:59.52; 2, Tsyganova 1:59.96; 3, Benhassi 2:00.30; 4, Valmon 2:00.75; 5, Malin Ewerlöf SWE 2:01.93; 6, Tamsyn Lewis AUS 2:02.42

Heat 2: 1, Mutola 2:02.18; 2, Graf 2:02.51; 3, Natalya Dukhnova BLR 2:03.05; 4, Nouria Mérah-Benida ALG 2:03.10; 5, Letitia Vriesde SUR 2:03.50; 6, Michelle Ava USA 2:04.77

Lisbon 2001

Final (Mar 11)

1,	Maria Mutola	MOZ	1:59.74
2,	Stephanie Graf	AUT	1:59.78

Mutola had lost vital training time because of injury resulting from a fall at the Birmingham Grand Prix on February 20. There were question marks over her form, but these were dispelled in the first round when she provoked memories of Wilson Kipketer 1997 and ran from the front for a fast time. Her splits were 27.37, 56.35 and 1:26.94 before a final time of 1:57.72.

After a more sedate semi-final, Mutola tracked Čepлак in the final through 28.41 200m, 58.61 400m and 1:29.23 600m. The Slovenian kept running strongly with Mutola challenging on the outside on the last bend. The defending champion was determined to get to the curb before the straight and did so sharply, blocking Čepлак in the process. The Slovenian lost vital ground, and though she fought hard again in the straight there was no time left to catch the Mozambique runner. A protest by Čepлак was not upheld and Mutola became the first ever six-time World Indoor Champion.

Fenn won the bronze after a reverse of her 2003 tactics. This time she held back and moved from sixth to third in the last 130m.

First round (First 2 & 2 fastest to semi-finals) (Mar 5)

Heat 1: 1, Toomey 2:04.84; 2, Andrianova 2:05.04; 3, Agnes Samaria NAM 2:05.05; 4, Heather Hennigar CAN 2:06.68; 5, Sheena Gooding BAR 2:06.97; 6, Lwiza John TAN 2:06.97

Heat 2: 1, Čepлак 2:01.48; 2, Stals 2:01.88; 3, Petlyuk 2:01.90; 4, Teteris 2:03.75; 5, Mary Jayne Harellson USA 2:05.16; 6, Marlyse Nsourou GAB 2:21.57

Heat 3: 1, Martínez 2:02.78; 2, S. Ait Hammou 2:02.83; 3, Meskerem Legesse ETH 2:05.83; 4, Michelle Ballentine JAM 2:05.94; 5, Sandra Teixeira POR 2:06.74; 6, Noelly Mankatu Bibiche COD 2:07.62

Heat 4: 1, Raspopova 2:03.67; 2, Fenn 2:04.01; 3, Marian Burnett GUY 2:04.48; 4, Esther Desvati ESP 2:05.66; 5, Lotte Visschers NED 2:06.49; 6, Sloan Siegrist GUM 2:22.72

Heat 5: 1, Mutola 1:57.72; 2, M. Ait Hammou 2:04.30; 3, Monika Gradzki GER 2:04.68; 4, Liliana Popescu ROU 2:04.75; 5, Christiane dos Santos BRA 2:07.77

Semi-finals (First 3 to final) (Mar 6)

Heat 1: 1, Čepлак 1:59.26; 2, Andrianova 1:59.96; 3, Fenn 2:00.79; 4, Maite Martínez ESP 2:01.06; 5, Sultana Ait Hammou MAR 2:02.33; 6, Aimee Teteris CAN 2:05.29

Heat 2: 1, Mutola 2:03.19; 2, Toomey 2:03.40; 3, Raspopova 2:03.71; 4, Tatyana Petlyuk UKR 2:05.10; 5, Sandra Stals BEL 2:05.12; 6, Mina Ait Hammou MAR 2:06.17

Moscow 2006

Final (Mar 12)

1,	Maria Mutola	MOZ	1:58.90
2,	Kenia Sinclair	JAM	1:59.54
3,	Hasna Benhassi	MAR	2:00.34
4,	Elisabeth Grousselle	FRA	2:00.74
5,	Olga Kotlyarova	RUS	2:01.26
6,	Ewelina Sętovska	POL	2:02.39

Mutola, competing in her eighth championships, won the fastest heat, and in the next day's semis set a seasonal best of 2:00.29. The final was led by Mutola and Kotlyarova, the fastest Moscow entrant on 2006 form (1:57.51). At 200m (27.48) and 400m (58.48) Mutola held the lead. At 550m, the Russian made a big effort to get in front and she was ahead at 600m in 1:29.31, but not by enough to take the inside lane from Mutola and so was forced to run wide on the penultimate bend. The Mozambique woman sped away to win by five metres from Sinclair while the demolished Kotlyarova faded out of the picture. It was Mutola's seventh title (no-one else had more than five in a single event), and her 178th time below two minutes [increased to 200 on her final race in August 2008.]

First round (First 2 & 4 fastest to semi-finals) (Mar 10)

Heat 1: 1, Mutola 2:02.33; 2, Petlyuk 2:02.40; 3, Meadows 2:02.75; 4, Kolarova 2:04.12; 5, Lwiza John TAN 2:05.88; 6, Marian Burnett GUY 2:07.18

Heat 2: 1, Benhassi 2:03.63; 2, Sętovska 2:03.71; 3, Neacsu 2:04.24; 4, Karen Harewood GBR 2:04.51; 5, Alexia Oberstolz ITA 2:07.62

Heat 3: 1, Kotlyarova 2:03.75; 2, Sinclair 2:03.94; 3, Santin 2:04.22; 4, Elisa Cusma ITA 2:04.95; 5, Mina Ait Hammou MAR 2:05.11

Heat 4: 1, Grousselle 2:04.74; 2, Tsyganova 2:04.82; 3, Maria Cioncan ROU 2:05.17; 4, Zoya Nesterenko UKR 2:05.90; Alice Schmidt USA DQ (r163.3)

Semi-finals (First 3 to final) (Mar 11)

Heat 1: 1, Benhassi 2:03.59; 2, Kotlyarova 2:03.70; 3, Sętovska 2:03.87; 4, Jenny Meadows GBR 2:03.95; 5, Tatyana Petlyuk UKR 2:04.74; 6, Teodora Kolarova BUL 2:04.88

Heat 2: 1, Sinclair 2:00.06; 2, Mutola 2:00.29; 3, Grousselle 2:00.42; 4, Natalya Tsyganova RUS 2:00.46; 5, Mihaela Neacsu ROU 2:02.51; 6, Frances Santin USA 2:05.40

Valencia 2008

Final (Mar 9)

1,	Tamsyn Lewis	AUS	2:02.57
2,	Tatyana Petlyuk	UKR	2:02.66
3,	Maria Mutola	MOZ	2:02.97
4,	Mayte Martínez	ESP	2:03.15
5,	Jenny Meadows	GBR	2:03.51
6,	Elisa Cusma	ITA	2:03.76

Four athletes – Ignatova (1:58.84), Savinova (1:59.46), the great veteran Mutola and Petlyuk – had ducked below two minutes before the championships. Remarkably, neither Russian made it as far as the semi-finals. Petlyuk, showing fine front running ability, was fastest in both preliminary rounds, clocking 2:00.40 and then 1:59.58, pulling Meadows to a personal best 1:59.73 in the process.

In the final Petlyuk decided to hold back, and Mutola found herself in the lead. She passed 200m in 30.24 and 63.11 at 400m, much slower than expected. Lewis slipped through on Mutola's inside at 500m, and was in turn overtaken just before the bell (1:34.14) by Petlyuk. The Ukrainian built up a lead of 3m with 100 to go, but Lewis, slowest qualifier from the semis and with minimal experience indoors, zipped by in the last few metres to win by 0.09 seconds. The Australian had taken 40 hours to travel in from Melbourne, and was quite clearly amazed by her victory – “When I crossed the line first I just didn't believe it.” Behind them Mutola took bronze after being only fifth at the bell. It was her ninth consecutive medal in the event!

First round (First 2 & 4 fastest to semi-finals) (Mar 7)

Heat 1: 1, Cusma 2:01.62; 2, Lewis 2:01.85; 3, Burnett 2:02.35; 4, Fuentes-Pila 2:03.89; Natalya Ignatova RUS DQ (r163.3)

Heat 2: 1, Mutola 2:04.82; 2, Martínez 2:04.92; 3, Agnes Samaria NAM 2:05.23; 4, Nicole Cook USA 2:06.67; 5, Fanja Felix MAD 2:08.42

Heat 3: 1, Ait Hammou 2:04.69; 2, Sętovska-Dryk 2:04.71; 3, Marilynn Okoro GBR 2:05.09; 4, Mariya Savinova RUS 2:06.72; 5, Lysaira Del Valle PUR 2:07.58

Heat 4: 1, Petlyuk 2:00.40; 2, Meadows 2:00.60; 3, Neacsu 2:00.79; 4, Teter 2:01.73; 5, Natalia Gallego AND 2:15.97

Semi-finals (First 3 to final) (Mar 8)

Heat 1: 1, Mutola 2:01.81; 2, Martínez 2:01.86; 3, Lewis 2:02.07; 4, Ewelina Sętovska-Dryk POL 2:02.38; 5, Nicole Teter USA 2:04.72; Sultana Ait Hammou MAR DQ (r163.3)

Heat 2: 1, Petlyuk 1:59.58; 2, Meadows 1:59.73; 3, Cusma 2:00.36; 4, Mihaela Neacsu ROU 2:01.70; 5, Marian Burnett GUY 2:02.27; 6, Margarita Fuentes-Pila ESP 2:05.58

Doha 2010

Final (Mar 14)

1,	Mariya Savinova	RUS	1:58.26
2,	Jenny Meadows	GBR	1:58.43
3,	Alysia Johnson	USA	1:59.60
4,	Anna Pierce	USA	2:00.53
5,	Eglė Balčiūnaitė	LTU	2:01.37
(6),	Yevgeniya Zinurova	RUS	DQ (r40.9) (2:01.68)

None of the finalists overtook themselves in the first round, with Meadows's 2:00.39 being the quickest as only two heats were required. Natural front runner Johnson led the field in the final through laps of 28.01 and 30.15, with Meadows close behind. The Briton went 5m clear at the bell (1:28.73), but the slender Savinova – who was last at 500m – finished with a last 200 of 28.7 to edge past Meadows in the last 20m. National records for both Great Britain and Lithuania fell in this race.

First round (First 2 & 2 fastest to final) (Mar 12)

Heat 1: 1, Pierce 2:03.05; 2, Lenka Masná CZE 2:03.59; 3, Halima Hachlaf MAR 2:03.81; 4, Yuliya Krevsun UKR 2:03.91; 5, Elián Pérez ESP 2:04.71; 6, Vicky Griffiths GBR 2:04.90; 7, Viktoriya Yalovtseva KAZ 2:05.68; (2) Zinurova DQ (r40.9) (2:03.44)

Heat 2: 1, Meadows 2:00.39; 2, Savinova 2:00.95; 3, Johnson 2:01.55; 4, Balčiūnaitė 2:02.37; 5, Natalya Lupu UKR 2:04.30; 6, Margarita Matsko KAZ 2:06.36; Angelika Cichocka POL DQ (r163.3) (2:01.00)

Istanbul 2012

Final (Mar 11)

1,	Pamela Jelimo	KEN	1:58.83
2,	Nataliya Lupu	UKR	1:59.67
3,	Erica Moore	USA	1:59.97
4,	Fantu Magiso	ETH	2:00.30
5,	Yelena Kofanova	RUS	2:00.67
(6.)	Yuliya Rusanova	RUS	DQ (r40.9) (2:01.87)

At the age of 18, Jelimo won the Olympic title and set a world junior record of 1:54.01 in 2008, but was unable to better 1:59 in the three succeeding seasons. The winter of 2012 saw a return to form for the Kenyan with a national indoor record of 1:59.10 in Liévin behind the 1:59.01 of Malika Akkaoui. The Moroccan flopped in Istanbul, but Jelimo continued to improve.

Moore set the pace in the final, with laps of 28.13 and 29.56. Jelimo was fourth at halfway with 58.3. Kofanova led at the bell (1:28.07), with Moore and Jelimo within a metre. Jelimo flowed away from the field in the final back straight to win by nearly seven metres, with Lupu moving from fifth to second in the last 120m. "I did not imagine winning this title," said Jelimo. "I have [just] been trying to be in shape."

For the second successive World Indoor Championship 800m (and the third of the past six), a Russian woman placing sixth in the final was disqualified for a doping violation. It was Puzanova in 2003, Zinurova in 2010, and now Rusanova in 2012.

First round (Winner & 3 fastest to final) (Mar 9)

Heat 1: 1, Jelimo 2:00.32; 2, Lupu 2:01.17; 3, Lenka Masná CZE 2:03.08; 4, Phoebe Wright USA 2:03.11; 5, Woroud Sawalha PLE 2:51.87; (1.) Rusanova DQ (r40.9) (2:00.26)

Heat 2: 1, Magiso 2:01.69; 2, Maryna Arzamasova BLR 2:02.05; 3, Carolin Walter GER 2:03.61; 4, Marilyn Okoro GBR 2:04.06; 5, Malika Akkaoui MAR 2:04.20; 6, Rabia Ashiq PAK 2:27.03

Heat 3: 1, Kofanova 1:59.80; 2, Moore 2:00.24; 3, Merve Aydin TUR 2:01.19; 4, Eléni Filánda GRE 2:02.67; 5, Elena Popescu MDA 2:05.24; Elisa Cusma Piccione ITA DNF

800 METRES

Multiple Medalists:

9	Maria Mutola	MOZ	93-1, 95-1, 97-1, 99-2, 01-1, 03-1, 04-1, 06-1, 08-3
3	Christine Wachtel	GDR/GER	87-1, 89-1, 91-1
2	Joetta Clark	USA	93-3, 97-3
	Stephanie Graf	AUT	01-2, 03-2

Most Finals / Appearances:

9 Mutola

National Placings:

	1	2	3	4	5	6	7	8	Points
MOZ	7	1	1	-	-	-	-	-	69
RUS	1	2	1	2	4	2	-	-	60
USA	1	-	4	3	-	2	-	1	54
ROU	1	1	2	1	1	-	1	-	38
GER	3	-	1	-	1	-	-	-	34
GBR	-	2	1	-	3	-	-	-	32
CZE	1	-	1	-	1	-	-	-	18
URS	-	1	1	1	-	-	-	-	18
AUT	-	2	-	-	-	1	-	-	17
UKR	-	2	-	-	-	1	-	-	17
SLO	-	1	-	1	-	1	-	-	15
BLR	-	1	1	-	-	-	-	-	13
MAR	-	-	1	-	1	1	-	-	13
ESP	-	-	1	1	-	-	-	-	11
SUR	-	-	1	1	-	-	-	-	11
JAM	-	1	-	-	-	1	-	-	10
POL	-	1	-	-	-	1	-	-	10
FRA	-	-	-	2	-	-	-	-	10
AUS	1	-	-	-	-	-	-	-	8
KEN	1	-	-	-	-	-	-	-	8
TCH	-	1	-	-	-	-	-	-	7
ETH	-	-	-	1	-	-	-	-	5
SUI	-	-	-	1	-	-	-	-	5
TAN	-	-	-	1	-	-	-	-	5
YUG	-	-	-	1	-	-	-	-	5
CAN	-	-	-	-	1	-	-	-	4
IND	-	-	-	-	1	-	-	-	4
LTU	-	-	-	-	1	-	-	-	4
NED	-	-	-	-	1	-	-	-	4
NZL	-	-	-	-	1	-	-	-	4
ITA	-	-	-	-	-	1	-	-	3
BEL	-	-	-	-	-	-	1	-	2
Totals	16	16	16	16	16	11	2	1	518

Sopot 2014

Final (Mar 9)

1,	Chanelle Price	USA	2:00.09
2,	Angelika Cichocka	POL	2:00.45
3,	Maryna Arzamasova	BLR	2:00.79
4,	Selina Büchel	SUI	2:01.06
5,	Lenka Masná	CZE	2:02.46
(5.)	Nataliya Lupu	UKR	DQ (r40.1) (2:01.17)

With just two rounds (again), qualification was harsh. The US Indoor Champion Wilson was surprisingly eliminated in the first round, as was world leader Muir. Conversely, the final heat saw an unexpected win by Büchel, who ran quicker than her outdoor best.

It was the American number two, Price, who set the pace in the final, passing the lap markers in 27.88, 57.73 and 1:28.91. At the bell, Arzamasova, Masna and Cichocka were all poised on the American's shoulder. It looked as if one of the Europeans would sprint past for gold, but they ended up battling for the minor medals as Price maintained her tempo for a clear win. Her last two laps were both timed in 31.18.

Lupu, who stumbled out of medal contention at the finish, had her fifth annulled after she failed a doping control test in Sopot.

First round (Winner & 3 fastest to final) (Mar 7)

Heat 1: 1, Cichocka 2:00.37; 2, Laura Muir GBR 2:02.55; 3, Olga Lyakhova UKR 2:02.71; 4, Yekaterina Kupina RUS 2:03.17; 5, Rose-Anne Galligan IRL 2:03.30; Anita Hinriksdóttir ISL DQ (r163.3a) (2:01.03)

Heat 2: 1, Arzamasova 2:01.15; 2, Natoya Goule JAM 2:01.89; 3, Ajeer' Wilson USA 2:02.90; 4, Stina Troest DEN 2:02.95; 5, Malika Akkaoui MAR 2:06.04; (1.) Lupu DQ (r40.1) (2:00.65)

Heat 3: 1, Büchel 2:00.93; 2, Price 2:01.05; 3, Masná 2:01.25; 4, Anna Shchagina RUS 2:02.95; 5, Jenna Westaway CAN 2:03.52; 6, Ciara Everard IRL 2:03.69

1500 Metres

Paris 1985

Straight Final (Jan 19: Non-championship)

1,	Elly van Hulst	NED	4:11.41
2,	Fița Lovin	ROU	4:11.42
3,	Brit McRoberts	CAN	4:11.83
4,	Natalya Artyomova	URS	4:14.11
5,	Margareta Keszeg	ROU	4:21.02
6,	Dianne Rodger	NZL	4:29.38
7,	Khadija Al Matari	JOR	5:10.87

European Indoor Champion Lovin set a reasonable pace (splits of 66.17, 2:14.74 and 3:23.87), before being outdipped by van Hulst.

Indianapolis 1987

Straight Final (Mar 8)

1,	Doina Melinte	ROU	4:05.68
2,	Tatyana Samolenko	URS	4:07.08
3,	Svetlana Kitova	URS	4:07.59
4,	Mitica Jungthiatu	ROU	4:08.49
5,	Kirsty Wade	GBR	4:08.91
6,	Sandra Gasser	SUI	4:09.89
7,	Darlene Beckford	USA	4:13.64
8,	Nikolina Shtereva	BUL	4:18.16
9,	Christina Girou GUA 4:56.98; Ivana Walterová TCH DNF		

Kitova set the pace up to 1200m (65.42, 2:14.78 and 3:21.92), but all eyes were on her team-mate, Samolenko, who was hoping to add to her

1987 3000m gold. The long-haired Soviet did move to the front early in the final lap, but was no match for the fierce finishing speed of Melinte, who opened a gap of 10m in the last 100m.

Budapest 1989

Straight Final (Mar 4)

1,	Doina Melinte	ROU	4:04.79
2,	Svetlana Kitova	URS	4:05.71
3,	Yvonne Mai	GDR	4:06.09
4,	Marina Yachmenyova	URS	4:06.52
5,	Mitica Constantin	ROU	4:09.74
6,	Liz McColgan	GBR	4:10.16
7,	Karen Hutcheson	GBR	4:11.37
8,	Malgorzata Rydz	POL	4:17.53

In a bizarre training test, McColgan lined up for this straight final just 13 minutes after her courageous silver medal run in the 3000m. In the interim, she had breathed oxygen in an ambulance parked outside the stadium. Incredibly, she was able to place a respectable sixth in an indoor personal best.

The race was paced, as it had been in 1987, by Kitova, who attempted to blunt the fast finish of Melinte. After following the Soviet runner, who passed 400m in 63.35, 800m in 2:11.06, and 1200m in 3:19.74, Melinte uncorked a 29.03 final 200m to retain her title.

Seville 1991

Final (Mar 10)

1,	Lyudmila Rogachova	URS	4:05.09		
2,	Ivana Kubešová	TCH	4:06.22		
3,	Tudorita Chidu	ROU	4:06.27		
4,	Doina Melinte	ROU	4:06.65		
5,	Yvonne van der Kolk	NED	4:06.86		
6,	Yvonne Mai	GER	4:07.30		
7,	Alisa Hill	USA	4:08.54		
8,	Gina Procaccio	USA	4:19.51		
9,	Jo White	GBR	4:20.72; Ellen Kiessling	GER	DNS

Rogachova won from the front, having set a pace which was initially quicker than in the men's 1991 final. Her intermediate times were 65.51, 2:12.19 and 3:19.21. Defending champion Melinte was shut out of the medals on the final circuit by Kubešová and Chidu.

The Czech runner achieved the unusual feat of winning medals under three different names. As Kleinová then Walterová, she won European indoor bronzes in 1983 & 1987 respectively.

First round (First 3 & 4 fastest to final) (Mar 9)

Heat 1: 1, Melinte 4:11.74; 2, Kubešová 4:11.95; 3, Mai 4:12.04; 4, Procaccio 4:12.17; 5, White 4:12.39; 6, Véronique Pongéard FRA 4:14.30; Lyubov Kremlyova URS DNS
Heat 2: 1, Chidu 4:09.27; 2, Hill 4:09.45; 3, Rogachova 4:09.48; 4, Kiessling 4:20.23; 5, Van der Kolk 4:10.40; 6, Jo Dering GBR 4:13.10; 7, Leah Pells CAN 4:20.00

Toronto 1993

Final (Mar 14)

1,	Yekaterina Podkopayeva	RUS	4:09.29		
2,	Violeta Beclea	ROU	4:09.41		
3,	Sandra Gasser	SUI	4:10.99		
4,	Anna Brzezińska	POL	4:11.15		
5,	Maité Zúñiga	ESP	4:12.67		
6,	María Akra	SWE	4:13.10		
7,	Carla Sacramento	POR	4:13.41		
8,	Paula Schnurr	CAN	4:23.66		
9,	Alisa Hill	USA	4:29.67; Malgorzata Rydz	POL	DNS

Victory went to the oldest ever winner of an IAAF world title, 40 year-old Podkopayeva. Gasser's legs gave way just before the finish, but she managed to roll across the line just in time to claim the bronze.

First round (First 3 & 4 fastest to final) (Mar 13)

Heat 1: 1, Gasser 4:11.42; 2, Sacramento 4:11.93; 3, Schnurr 4:11.97; 4, Hill 4:12.04; 5, Zúñiga 4:12.27; 6, Rydz 4:12.94; Lyudmila Derevyankina KGZ DNF
Heat 2: 1, Podkopayeva 4:14.81; 2, Beclea 4:14.95; 3, Brzezińska 4:15.01; 4, Akra 4:15.06; 5, Theresa Kiesel AUT 4:16.02; 6, Elisa Rea ITA 4:17.44; 7, Jasmin Jones USA 4:22.34

Barcelona 1995

Straight Final (Mar 12)

1,	Regina Jacobs	USA	4:12.61
2,	Carla Sacramento	POR	4:13.02
3,	Maité Zúñiga	ESP	4:16.63
4,	Kristen Seabury	USA	4:16.77
5,	Yvonne van der Kolk	NED	4:17.00
6,	Paula Schnurr	CAN	4:19.26
7,	Lynn Gibson	GBR	4:20.85
8,	Mabel Arrua	ARG	4:31.15
9,	Lilian López PAR 5:05.10; (3), Lyubov Kremlyova RUS DQ (4:13.19); (4), Violeta Beclea ROU DQ (4:16.32); Marina Bastos POR	DNS	

Seabury set the pace (71.4, 2:20.2) before her team-mate, Jacobs, produced a sustained finish for victory. Kremlyova and Beclea were originally third and fourth. Then it was revealed that they had each failed doping tests at the same meeting in Erfurt on February 15, 1995. This enabled Zúñiga to claim Spain's only women's medal of the weekend.

Paris 1997

Final (Mar 9)

1,	Yekaterina Podkopayeva	RUS	4:05.19
2,	Patricia Djaté-Taillard	FRA	4:06.16
3,	Lidia Chojecka	POL	4:06.25
4,	Carla Sacramento	POR	4:06.33
5,	Sylvia Kühnemund	GER	4:06.56
6,	Catalina Gheorghiu	ROU	4:07.04
7,	Malin Ewerlöf	SWE	4:09.72
8,	Kutre Dulecha	ETH	4:09.76
9,	Suzy Hamilton USA 4:10.82; 10, Maité Zúñiga ESP 4:11.56; 11, Margarita Marusova RUS 4:14.43; (2), Mary Slaney USA DQ (r40.9) (4:05.22)		

The winter of 1997 saw 38 year-old Mary Slaney approach her best-ever form. The former world outdoor champion won her national title in 4:03.08, the seventh-quickest ever. She was favoured to win her first title since Helsinki 1983, but ended up being pipped by a woman six years her senior!

A stumble on the first lap of the final seemed to spur Slaney, for she went on to set a pace which strung out the field (64.08 at 400m, 2:09.81 at 800m). The American continued to run from the front and showed no signs of fading on the final lap, which she completed in a quick 31.64. It was not quite enough for victory, because the defending champion Podkopayeva (44) was even faster. Just as Slaney appeared to have the race won from the front, Podkopayeva closed and caught the American on the line. The Russian therefore regained her 1993 title and broke her own record as the oldest ever world indoor champion.

It was confirmed in 1999 that Slaney had failed a doping control test in the summer of 1996, meaning that she was eventually stripped of her silver medal from Paris.

First round (First 4 and 4 fastest to semi-finals) (Mar 7)

Heat 1: 1, Podkopayeva 4:11.23; 2, Hamilton 4:11.47; 3, Sacramento 4:11.51; 4, Chojecka 4:11.57; 5, Dulecha 4:11.60; 6, Kühnemund 4:12.22; 7, Frédérique Quentin FRA 4:15.32; 8, Shirley Griffiths GBR 4:15.45; Gabriela Szabo ROU & Sinead Delahunty IRL DNS
Heat 2: 1, Djaté-Taillard 4:09.00; 2, Ewerlöf 4:11.02; 3, Gheorghiu 4:11.02; 4, Marusova 4:11.73; 5, Zúñiga 4:12.15; 6, Jackie Maranga KEN 4:15.57; 7, Gwen Griffiths RSA 4:20.52; 8, Niusha Mancilla BOL 4:28.70; Malgorzata Rydz POL DNF; Sonia O'Sullivan IRL DNS; (2), Slaney DQ (r40.9) (4:10.27)

Maebashi 1999

Final (Mar 6)

1,	Gabriela Szabo	ROU	4:03.23
2,	Violeta Szekely	ROU	4:03.53

3,	Lidia Chojecka	POL	4:05.86
4,	Olga Komyagina	RUS	4:06.18
5,	Svetlana Kanatova	RUS	4:06.20
6,	Andrea Šuldesová	CZE	4:06.37
7,	Rocio Rodríguez	ESP	4:10.17
8,	Kutre Dulecha	ETH	4:11.91

9, Sylvia Kühnemund GER 4:26.35

Komyagina set a fast pace of 63.76 at 400m and 2:10.57 at 800m. The two favourites followed; Szabo and Dulecha. On the penultimate lap, Szekely moved ahead of Dulecha, who suddenly faded to the back of the field. By the bell, Szabo had gone ahead and launched her finishing kick. The 33 year-old Szekely stayed in touch with her compatriot and pressured Szabo all the way around the final lap. The younger Romanian won with a championship record. It was her third world indoor gold, while Szekely (née Beclea) won her third silver medal.

Szabo's (and Szekely's) finishing speed was impressive. Their final 300m was inside 45 seconds, with the last 200m around 28 seconds, remarkable considering the flat-out sprint did not start until around 150m from home.

First round (First 2 & 3 fastest to final) (Mar 5)

Heat 1: 1, Szekely 4:07.66; 2, Komyagina 4:08.49; 3, Chojecka 4:08.71; 4, Šuldesová 4:09.00; 5, Rodríguez 4:13.63; 6, Kühnemund 4:14.31; 7, Yelena Gorodnicheva UKR 4:19.20

Heat 2: 1, Szabo 4:14.99; 2, Dulecha 4:15.54; 3, Kanatova 4:15.76; 4, Judit Varga HUN 4:15.99; 5, Matie Zúñiga ESP 4:18.70; 6, Alisa Hill USA 4:20.09; 7, Niusha Mancilla BOL 4:20.16; 8, Minoru Hayakari JPN 4:25.03

Lisbon 2001

Final (Mar 11)

1,	Hasna Benhassi	MAR	4:10.83
2,	Violeta Szekely	ROU	4:11.17
3,	Natalya Gorelova	RUS	4:11.74
4,	Carla Sacramento	POR	4:11.76
5,	Daniela Yordanova	BUL	4:12.79
6,	Alesya Turova	BLR	4:13.67
7,	Nuria Fernández	ESP	4:15.37
8,	Helena Javornik	SLO	4:15.76

9, Sonia O'Sullivan IRL 4:19.40

O'Sullivan, in her fourth race of the championships, led until three laps from the finish. At that point, Sacramento moved to the front, taking with her Benhassi and Szekely. The Moroccan overtook the Portuguese on the final backstraight and held off Szekely – who was contesting her seventh championships – for the gold. Her last 400m took just 60.0. To the disappointment of the Lisbon crowd, Gorelova came through to pip Sacramento for the bronze.

First round (First 3 & 3 fastest to final) (Mar 10)

Heat 1: 1, Szekely 4:10.77; 2, Sacramento 4:10.82; 3, O'Sullivan 4:11.27; 4, Javornik 4:11.38; 5, Georgie Clarke AUS 4:13.21; 6, Lan Lixin CHN 4:14.64; 7, Brigitte Mühlbacher AUT 4:15.37; 8, Heidi Jensen DEN 4:16.31; 9, Fatima Lanouar TUN 4:16.42; 10, Judit Varga HUN 4:19.45

Heat 2: 1, Benhassi 4:11.54; 2, Gorelova 4:11.69; 3, Yordanova 4:12.33; 4, Fernández 4:12.92; 5, Turova 4:13.15; 6, Andrea Šuldesová CZE 4:15.57; 7, Maria Cioncan ROU 4:17.47; 8, Collette Liss USA 4:19.23; 9, Li Jingnan CHN 4:22.34

Birmingham 2003

Final (Mar 16)

1,	Regina Jacobs	USA	4:01.67
2,	Kelly Holmes	GBR	4:02.66
3,	Yekaterina Rozenberg	RUS	4:02.80
4,	Natalya Gorelova	RUS	4:06.18
5,	Irina Lishchinska	UKR	4:07.19
6,	Elena Iagăr	ROU	4:07.44
7,	Alesya Turova	BLR	4:08.20
8,	Hasna Benhassi	MAR	4:09.03

9, Kutre Dulecha ETH 4:11.15

Jacobs regained her 1995 title with a far classier run than that year, which was not surprising given that she was fresh from setting a new world record of 3:59.98. The 39 year-old followed the fast pace of Gorelova (400m: 62.71, 800m: 2:08.80) before moving ahead. At the bell it was Jacobs from Rozenberg and Holmes, then the American drew clear. Holmes slipped through on the inside of Rozenberg on the final bend. "It really doesn't get any better than this," remarked the winner, who failed a doping control test the following June and was eventually suspended for four years.

First round (First 2 & 3 fastest to final) (Mar 15)

Heat 1: Lishchinska 4:10.28; 2, Rozenberg 4:10.28; 3, Lidia Chojecka POL 4:10.51; 4, Judit Varga HUN 4:12.48; 5, Abir Nakhli TUN 4:13.83; 6, Sarah Schwald USA 4:14.13; 7, Hayley Owens GBR 4:15.25; 8, Aurélie Coulaud FRA 4:16.72; 9, Maria Lynch IRL 4:21.44

Heat 2: 1, Turova 4:09.93; 2, Holmes 4:09.99; 3, Gorelova 4:10.17; 4, Maria Cioncan ROU 4:14.52; 5, Emmanuelle Boret FRA 4:15.82; 6, Seloua Ouaziz MAR 4:16.53; 7, Konstadina Efedákí GRE 4:17.15; 8, Sonja Roman SLO 4:18.09; 9, Eva Arias ESP 4:21.58

Heat 3: 1, Jacobs 4:09.07; 2, Iagăr 4:09.34; 3, Benhassi 4:09.37; 4, Dulecha 4:09.65; 5, Nelya Neparadna UKR 4:10.77; 6, Zulema Fuentes-Pila ESP 4:12.03; 7, Fatima Lanouar TUN 4:18.45; 8, Anna Jakubczak POL 4:18.56

Budapest 2004

Final (Mar 6)

1,	Kutre Dulecha	ETH	4:06.40
2,	Carmen Douma-Hussar	CAN	4:08.18
3,	Gulnara Samitova	RUS	4:08.26
4,	Daniela Yordanova	BUL	4:08.52
5,	Natalya Tobias	UKR	4:09.03
6,	Yuliyia Kosenkova	RUS	4:09.32
7,	Alesya Turova	BLR	4:09.81
8,	Lidia Chojecka	POL	4:10.32

9, Kelly Holmes GBR 4:12.30

The heats were won by former World Cross Country Champion Dulecha and the 2003 silver medalist Holmes. Turova set a moderate pace in the final (2:12.90 at 800m). Holmes then began to move through from the back of the field, but tripped and fell just before three laps to go.

Dulecha – eighth in 1997 and 1999 – took over in front and started a sustained drive to the finish. Holmes got up and was able to catch the pack by the bell, but meanwhile Dulecha was opening up a huge gap at the front of the field. In second place Douma-Hussar improved the Canadian indoor record she had established in the heats.

First round (First 3 & 3 fastest to final) (Mar 5)

Heat 1: 1, Dulecha 4:08.23; 2, Samitova 4:08.48; 3, Yordanova 4:08.50; 4, Tobias 4:08.96; 5, Chojecka 4:09.01; 6, Douma-Hussar 4:09.28; 7, Judit Varga HUN 4:10.71; 8, Nuria Fernández ESP 4:11.95; 9, Latifa Essarokh FRA 4:13.74; 10, Konstadina Efedákí GRE 4:18.58; Niusha Mancilla BOL DNF

Heat 2: 1, Holmes 4:11.15; 2, Turova 4:11.36; 3, Kosenkova 4:11.37; 4, Sonja Roman SLO 4:11.72; 5, Natalia Rodríguez ESP 4:13.52; 6, Andrea Šuldesová CZE 4:13.66; 7, Alina Cucerzan ROU 4:15.58; 8, Jenelle Deatherage USA 4:20.21; 9, Nelya Neparadna UKR 4:22.24; Mardrea Hyman JAM DNF

Moscow 2006

Final (Mar 12)

1,	Yuliyia Chizhenko	RUS	4:04.70
2,	Yelena Soboleva	RUS	4:05.21
3,	Maryam Jamal	BRN	4:05.53
4,	Hind Dehiba	FRA	4:05.67
5,	Iryna Lishchynska	UKR	4:07.82
6,	Corina Dumbrăvean	ROU	4:08.29
7,	Treniere Clement	USA	4:11.21
8,	Maria Martins	FRA	4:15.17

9, Nahida Touhami ALG 4:19.44

Soboleva was the favourite, having won the Russian title three weeks earlier in a world record of 3:58.28. Her and Chizhenko shared the pace in the final, with Soboleva taking over at 800m (2:13.55), after Chizhenko had led at 400m (66.34). Both Jamal and Dehiba briefly

showed at the front, with the Frenchwoman leading at 1200m (3:17.92). Soboleva moved ahead just after the beginning of the final lap, but Chizhenko was far too strong, passing her teammate with 100m to go, and finishing off with a last 200m in 31 seconds to win from her compatriot. Jamal just caught Dehiba for third, with the latter dramatically collapsing across the finish line.

First round (First 3 & 3 fastest to final) (Mar 11)

Heat 1: 1, Chizhenko 4:09.92; 2, Jamal 4:09.93; 3, Lishchynska 4:10.12; 4, Dehiba 4:10.73; 5, Clement 4:11.64; 6, Touhami 4:12.09; 7, Irina Krakowiak LTU 4:14.27; 8, Sonja Roman SLO 4:27.96

Heat 2: 1, Martins 4:14.34; 2, Soboleva 4:14.51; 3, Dumbrăvean 4:14.76; 4, Natalia Tobias UKR 4:15.55; 5, Mestawat Tadesse ETH 4:15.61; 6, Tiffany McWilliams USA 4:15.80; 7, Nuria Fernández ESP 4:17.12; 8, Katrina Wootton GBR 4:17.90; 9, Sonja Stolić SCG 4:19.94

Valencia 2008

Final (Mar 9)

1,	Gelete Burka	ETH	3:59.75
2,	Maryam Jamal	BRN	3:59.79
3,	Daniela Yordanova	BUL	4:04.19
4,	Liliana Popescu	ROU	4:07.61
5,	Siham Hilali	MAR	4:15.54

Sonja Roman SLO DNF; (1,) Yelena Soboleva RUS DQ (r40.9) (3:57.71); (2,) Yuliya Fomenko RUS DQ (r40.9) (3:59.41); (7,) Bouchra Ghézielle FRA DQ (r40.9) (4:08.66)

The final saw world record holder Soboleva lead through the first three laps (30.95, 63.26, 1:35.66) before Fomenko took over, passing 800m in 2:07.69 and 1200m in 3:11.53. Soboleva went back into the lead at the bell, and cruised through a final 200m in 30.43 to finish in a world record of 3:57.71, with Fomenko finishing two metres clear of Burka, who came from well back to outdip Jamal. "Yuliya Fomenko and myself agreed before the race to run at a speed that suited us both," revealed Soboleva. "Whoever was strongest would win on the last lap."

In July 2008 it was announced that Soboleva and Fomenko were among seven Russian athletes suspended for doping offences by the IAAF. They were charged with having manipulated their urine samples after DNA testing had appeared to show that the samples did not belong to the athletes concerned. They were initially banned by the All-Russia Athletic Federation for two years starting from April and May of 2007 (April 26 in Soboleva's case), which meant that they would have been clear to compete at the 2009 World Championships. In November 2008, the IAAF appealed to the Court of Arbitration for Sport against the decision of the ARAF on the grounds that the start of the sanction could not be backdated to before the initial suspension, and that in the circumstances, the period of suspension ought to be greater than the minimum of two-years. The CAS ruled in favour of the IAAF in July 2009 and not only were Soboleva and Fomenko suspended under 2011, all their results since April 2007 were annulled. So after 16 months, Burka became the rightful World Indoor Champion and the second Ethiopian to take the title in three championships.

First round (First 3 & 3 fastest to final) (Mar 8)

Heat 1: 1, Jamal 4:07.43; 2, Burka 4:08.24; 3, Yordanova 4:08.44; 4, Susan Scott GBR 4:10.39; 5, Christy Wurth-Thomas USA 4:10.56; 6, Nataliya Tobias UKR 4:11.71; 7, Mari Järvenpää FIN 4:13.24; 8, Elena Antoci ROU 4:13.93; 9, Esther Desviat ESP 4:33.71; (2,) Soboleva DQ (r40.9) (4:07.85)

Heat 2: 1, Popescu 4:06.68; 2, Roman 4:08.12; 3, Hilali 4:10.09; 4, Jemma Simpson GBR 4:11.17; 5, Jenelle Deatherage USA 4:12.27; 6, Kajsa Haglund SWE 4:14.82; 7, Hilary Stellingwerf CAN 4:18.26; 8, Sandra Teixeira POR 4:23.14; (1,) Fomenko DQ (r40.9) (4:05.94); (4,) Ghézielle DQ (r40.9) (4:08.83)

Doha 2010

Final (Mar 14)

1,	Kalkidan Gezahegne	ETH	4:08.14
2,	Natalia Rodríguez	ESP	4:08.30
3,	Gelete Burka	ETH	4:08.39
4,	Sylwia Ejdys	POL	4:09.24

5,	Irene Jelagat	KEN	4:09.57
6,	Erin Donohue	USA	4:09.59
7,	Helen Clitheroe	GBR	4:10.38
8,	Sarah Bowman	USA	4:10.72
9,	Natalya Koreyvo BLR 4:12.76; (7,) Anna Alminova RUS DQ (r40.1) (4:09.81)		

Gezahegne was the fastest pre-Doha with 4:03.28, but she looked doomed when she fell in her heat. However, she got up quickly and proceeded to win with the fastest time of the round. In the final, Jelagat and then Burka took the field through 800m in a leisurely 2:15.30. Burka kept the lead until just before the bell (3:37.32) when Rodríguez took over. Burka fought back to the front on the final back straight, but was passed by Gezahegne and Rodríguez in the last 40 metres. At 18 years 310 days, the Ethiopian became the youngest female champion in the history of the world indoor championships and was greeted by wild cheers from the large group of Ethiopian fans in the Aspire Dome.

First round (First 3 & 3 fastest to final) (Mar 12)

Heat 1: 1, Burka 4:12.08; 2, Bowman 4:12.91; 3, Clitheroe 4:13.97; 4, Fanjanteino Félix FRA 4:14.62; 5, Jelagat 4:15.63; 6, Rose-Anne Galligan IRL 4:17.04; 7, Ulrika Johansson SWE 4:22.94; Eliane Saholinirina MAD DNF; (2,) Alminova DQ (r40.1) (4:12.50) (Jelegat advanced to final by jury of appeal decision)

Heat 2: 1, Gezahegne 4:08.91; 2, Rodríguez 4:09.19; 3, Ejdys 4:09.23; 4, Donohue 4:10.12; 5, Koreyvo 4:12.91; 6, Yevgeniya Zolotova RUS 4:15.33; 7, Kelly McNeice IRL 4:16.26; 8, Charlotte Best GBR 4:16.40; 9, Nicole Edwards CAN 4:16.46

Istanbul 2012

Final (Mar 10)

1,	Genzebe Dibaba	ETH	4:05.78
2,	Mariem Alaoui Selsouli	MAR	4:07.78
3,	Hind Dèhiba	FRA	4:10.30
4,	Tizita Bogale	ETH	4:10.98
5,	Angelika Cichočka	POL	4:14.57
6,	Isabel Macias	ESP	4:22.40

(3,) Asli Çakır Alptekin TUR DQ (r40.9) (4:08.74); (4,) Nataliya Koreyvo BLR DQ (r40.9) (4:10.12); (7,) Yelena Arzhakova RUS DQ (r40.9) (4:13.04)

Dibaba (4:00.13 in 2012) was the big favourite and won the final from the front. She passed 400m in 71.12, with the pack looking poised to pounce. The Ethiopian then began to increase the pace, and 200m splits of 32.80 and 32.67 stretched out the field. A further two quickening laps of 31.79 and 30.96 left Selsouli as the only athlete in contact. Dibaba passed the bell in 3:34.64, and a last lap of 31.14 pulled her nearly 15m clear of the Moroccan. It was a masterful piece of running by the 21 year-old sister of the multi Olympic and World Champion Tirunesh, and Ejegayehu, the 2004 Olympic silver medalist at 10,000m.

The bronze medal of Çakır Alptekin was celebrated by the home crowd, but irregularities in her Athlete Biological Passport were confirmed three years later. The Court of Arbitration for Sport determined that she had committed a doping offence and in August 2015 it became official. All her results since July 2010 were annulled – including the Olympic and European gold medals she won outdoors later in 2012. Two further finalists were disqualified for ABP violations.

First round (First 3 & 3 fastest to final) (Mar 9)

Heat 1: 1, Dibaba 4:11.17; 2, Macias 4:11.53; 3, Siham Hilali MAR 4:11.69; 4, Luiza Gega ALB 4:13.45; 5, Sara Vaughn USA 4:17.46; 6, Ioana Doaga ROU 4:17.50; (3,) Koreyvo DQ (r40.9) (4:11.64); (4,) Anzhelika Shevchenko UKR DQ (r40.9) (4:12.78)

Heat 2: 1, Selsouli 4:08.56; 2, Dèhiba 4:08.78; 3, Bogale 4:08.91; 4, Cichočka 4:09.50; 5, Brenda Martinez USA 4:11.30; (4,) Arzhakova DQ (r40.9) (4:09.15); (5,) Alptekin DQ (r40.1) (4:09.30)

Sopot 2014

Final (Mar 8)

1,	Abeba Aregawi	SWE	4:00.61
2,	Axumawit Embayee	ETH	4:07.12
3,	Nicole Sifuentes	CAN	4:07.61
4,	Siham Hilali	MAR	4:07.62

5,	Treniere Moser	USA	4:07.84
6,	Luiza Gega	ALB	4:08.24
7,	Svetlana Karamasheva	RUS	4:13.89
	Rabab Arrafi	MAR	DQ (r163.3b) (4:07.53)

Heather Kampf USA DQ (r163.3b) (4:21.78)

Aregawi, the undisputed world number one of 2013, continued her domination by running away from the field from the third lap after clocking 62.39 for the second 400m. The Ethiopian-born Swede ended up winning by almost seven seconds. Gega led the chasers before being overtaken by Embaye. Arrafi came through on the inside to pip Sifuentes for third spot, but she had stumbled inside the kerb on the final bend, so was disqualified. The winner explained that she wanted to avoid the pack for the first two laps "when we usually have a lot of crush and falls."

First round (Winner & 3 fastest to final) (Mar 7)

Heat 1: 1, Arrafi 4:10.95; 2, Kampf 4:11.27; 3, Yelena Korobkina RUS 4:11.43; 4, Gudaf Tsegay ETH 4:11.83; 5, Jemma Simpson GBR 4:11.93; 6, Danuta Urbanik POL 4:13.34; 7, Eliane Sahalinirina MAD 4:19.64
Heat 2: 1, Aregawi 4:08.74; 2, Embaye 4:09.46; 3, Sifuentes 4:09.49; 4, Hilali 4:09.76; 5, Karamasheva 4:10.91; 6, Katarzyna Broniatowska POL 4:14.31; 7, Claire Tarplee IRL 4:16.64
Heat 3: 1, Moser 4:12.63; 2, Gega 4:13.78; 3, Mimi Belete BRN 4:16.02; 4, Isabel Macias ESP 4:17.14; 5, Maruša Mišmaš SLO 4:18.92; 6, Gamze Bulut TUR 4:24.52

1500 METRES

Multiple Medalists:

3	Violeta Beclea/Szekely	ROU	93-2, 99-2, 01-2
2	Doina Melinte	ROU	87-1, 89-1
	Svetlana Kitova	URS	87-3, 89-2
	Yekaterina Podkopayeva	RUS	93-1, 97-1
	Regina Jacobs	USA	95-1, 03-1
	Lidia Chojecka	POL	97-3, 99-3
	Maryam Jamal	BRN	06-3, 08-2
	Gelete Burka	ETH	08-1, 10-3

Most Finals:

4	Carla Sacramento	POR	93-7, 95-2, 97-4, 01-4
	Kutre Dulecha	ETH	97-8, 99-8, 03-9, 04-1

Most Appearances:

4	Beclea/Szekely		93-2, 95-dq, 99-2, 01-2
	Sacramento		
	Mayte Zúriga	ESP	93-5, 95-3, 97-10, 99-5h2
	Chojecka		97-3, 99-3, 03-3h1, 04-8
	Dulecha		
	Judit Varga	HUN	99-4h2, 01-10h1, 03-4h1, 04-7h1
	Sonja Roman	SLO	03-8h2, 04-4h2, 06-8h1, 08-dnf

National Placings:

	1	2	3	4	5	6	7	8	Points
ROU	3	4	1	3	2	3	-	-	90
RUS	3	1	3	2	1	1	1	-	68
ETH	4	1	1	1	-	-	-	2	52
URS	1	2	1	2	-	-	-	-	38
USA	2	-	-	1	1	1	3	2	36
POL	-	-	2	2	1	-	-	2	28
MAR	1	1	-	1	1	-	-	1	25
ESP	-	1	1	-	1	1	2	-	24
CAN	-	1	2	-	-	1	-	1	23
GBR	-	1	-	-	1	1	3	-	20
FRA	-	1	1	1	-	-	-	1	19
POR	-	1	-	2	-	-	1	-	19
NED	1	-	-	-	2	-	-	-	16
BUL	-	-	1	1	1	-	-	1	16
SWE	1	-	-	-	-	1	1	-	13
BRN	-	1	1	-	-	-	-	-	13
GER	-	-	1	-	1	1	-	-	13
UKR	-	-	-	-	3	-	-	-	12
SUI	-	-	1	-	-	1	-	-	9
TCH	-	1	-	-	-	-	-	-	7
BLR	-	-	-	-	1	2	-	-	7
KEN	-	-	-	-	1	-	-	-	4
ALB	-	-	-	-	-	1	-	-	3
CZE	-	-	-	-	-	1	-	-	3
NZL	-	-	-	-	-	1	-	-	3
JOR	-	-	-	-	-	-	1	-	2
ARG	-	-	-	-	-	-	-	1	1
SLO	-	-	-	-	-	-	-	1	1
Totals	16	16	16	16	16	15	14	12	565

3000 Metres

Paris 1985

Straight Final (Jan 19: Non-championship)

1,	Debbie Scott	CAN	9:04.99
2,	Agnese Possamai	ITA	9:09.66
3,	PattiSue Plumer	USA	9:12.12
4,	Dianne Rodger	NZL	9:12.68
5,	Hassinia Darami	MAR	9:40.45
6,	Leticia Mpoghole	TAN	9:55.58
7,	Luz Fabiola Rueda	COL	10:07.18

Natalya Artyomova URS DNS

No-one could respond to Scott's break at 2500m, though Possamai did manage to improve from fourth to second on the final lap.

Indianapolis 1987

Straight Final (Mar 7)

1,	Tatyana Samolenko	URS	8:46.52
2,	Olga Bondarenko	URS	8:47.08
3,	Marcica Puică	ROU	8:47.92
4,	Krishna Wood	AUS	8:48.38
5,	Yvonne Murray	GBR	8:48.43
6,	Lynn Williams	CAN	8:50.80
7,	Leslie Seymour	USA	8:54.55
8,	Ely van Hulst	NED	8:57.46

9, Ingrid Delagrangre BEL 9:19.45; 10, Ena Guevara Mora PER 9:35.64; 11, Cornelia Melis ARU 10:24.79; Brigitte Kraus FRG DNF

Murray tried to break the field as she had done in the European Indoor Championships two weeks earlier, but after leading through 2000m in 5:53.98, found herself surrounded by Puică, Samolenko and Bondarenko at the bell.

Samolenko ran away from the pack in the last circuit, while Bondarenko also overhauled the Olympic Champion Puică.

Budapest 1989

Straight Final (Mar 4)

1,	Ely van Hulst	NED	8:33.82WR
2,	Liz McColgan	GBR	8:34.80
3,	Margareta Keszeg	ROU	8:48.70
4,	Vera Michallek	FRG	8:49.66
5,	Nicky Morris	GBR	8:53.52
6,	Lyudmila Borisova	URS	9:04.75
7,	Zita Ágoston	HUN	9:18.72

McColgan set off at world record pace, reaching 1000m in 2:52.13 and 2000m in 5:46.29. Only van Hulst, the European Champion, could keep up and she was a metre or two behind McColgan at the bell (8:02.10). The Briton had covered the 400m up to that point in 66 seconds, but the Dutchwoman kept up and went clear in the final 100m to take almost six seconds from the world record. McColgan also was comfortably inside the old mark.

"I knew that, if, with a lap to go I was behind Liz, everything would be all right," said van Hulst. "The main thing was for me to stay close to her. She was the ideal rabbit."

Seville 1991

Straight Final (Mar 9)

1,	Marie-Pierre Duros	FRA	8:50.69
2,	Margareta Keszeg	ROU	8:51.51
3,	Lyubov Kremlyova	URS	8:51.90
4,	Albertina Dias	POR	8:55.45
5,	Carita Sunell	FIN	8:56.11
6,	Rosario Murcia	FRA	8:56.20
7,	Sonia McGeorge	GBR	8:56.67
8,	Elaine Van Blunk	USA	8:58.23

9, Ely van Hulst NED 9:05.16; Christina Mai GER DQ

Duros led for the entire race, passing 1000m in 3:02.46 and 2000m in 6:04.52. In the final kilometre, both Keszeg and Kremlyova were poised for an attack, but the Frenchwoman accelerated. Her final 800m took 2:17.45, with each 200m segment progressively quicker.

Toronto 1993

Straight Final (Mar 13)

1, Yvonne Murray	GBR	8:50.55						
2, Margareta Keszeg	ROU	9:02.89						
3, Lynn Jennings	USA	9:03.78						
4, Christina Mai	GER	9:04.14						
5, Ulla Marquette	CAN	9:04.72						
6, Elly van Hulst	NED	9:08.33						
7, Marina Bastos	POR	9:13.13						
8, Kathy Franey	USA	9:13.16						
9, Alejandra Ramos Sanchez	CHI	9:15.22; 10, Natalia Azpiazu	ESP	9:23.50; 11, Geraldine Hendricken	IRL	9:27.69; 12, Olga Kovotina	RUS	9:31.26

The 1000m point was the signal for Murray to make a move. She ran the next 800m in 2:13.9 to accumulate a massive lead, which was 100m with two laps remaining. Keszeg repeated her Seville silver while in third place was reigning World Cross Country Champion Jennings.

Barcelona 1995

Straight Final (Mar 11)

1, Gabriela Szabo	ROU	8:54.50								
2, Lynn Jennings	USA	8:55.23								
3, Joan Nesbit	USA	8:56.08								
4, Elisa Rea	ITA	8:56.21								
5, Lidiya Vasilevskaya	RUS	8:58.28								
6, Marta Dominguez	ESP	9:01.79								
7, Zahra Ouaziz	MAR	9:03.84								
8, Annette Sergent-Palluy	FRA	9:04.03								
9, Sinead Delahunty	IRL	9:04.16; 10, Marina Bastos	POR	9:16.19; 11, Sandra Cortez	BOL	9:47.24; 12, Mariya Pantuykova	RUS	9:51.61; 13, Guylsara Dadabayeva	TJK	10:41.43

Running her first indoor race in six years, Szabo (19) outprinted 34 year-old Jennings with a 29.9 final lap. The Romanian became the youngest ever world indoor champion. An unexpected third was Nesbit. The two Americans set a pace of 2:58.72 at 1000m and 6:00.09 at 2000m.

Paris 1997

Straight Final (Mar 8)

1, Gabriela Szabo	ROU	8:45.75												
2, Sonia O'Sullivan	IRL	8:46.19												
3, Fernanda Ribeiro	POR	8:49.79												
4, Marina Bastos	POR	8:52.64												
5, Marta Dominguez	ESP	8:52.74												
6, Olga Yegorova	RUS	8:52.99												
7, Farida Fatès	FRA	8:54.98												
8, Laurence Duquenoey	FRA	9:00.27												
9, Luminita Gogrița	ROU	9:00.75; 10, Estibaliz Urrutia	ESP	9:01.68; 11, Etaferahu Tarekegne	ETH	9:02.42; 12, Cheri Goddard	USA	9:04.05; 13, Kristina da Fonseca-Wolheim	GER	9:05.78; 14, Luminita Zaituc	GER	9:17.50; 15, Sinead Delahunty	IRL	9:19.93

Bastos and Ribeiro set the pace and were shadowed by O'Sullivan – running her first indoor race in five years – and defending champion Szabo. On the penultimate lap the Irishwoman made her move, breaking clear of all but Szabo. The Romanian stayed behind O'Sullivan until the very last bend. There, the Irish runner moved away from the kerb, allowing Szabo to slip through cleanly on the inside and sprint away for the gold. The winner covered the final lap in close to 29 seconds. "The finish is the strongest part of my race, and I proved it," she said.

Maebashi 1999

Straight Final (Mar 7)

1, Gabriela Szabo	ROU	8:36.42					
2, Zahra Ouaziz	MAR	8:38.43					
3, Regina Jacobs	USA	8:39.14					
4, Yamna Belkacem	FRA	8:41.63					
5, Violeta Szekely	ROU	8:47.80					
6, Olga Yegorova	RUS	8:49.34					
7, Cristina Petite	ESP	8:52.85					
8, Wang Chunmei	CHN	8:53.44					
9, Helena Javornik	SLO	9:00.92; 10, Akiko Kawashima	JPN	9:01.39; Rodica Daniela Nagel	FRA & Andrea Suldesova	CZE	DNF

Just after the first kilometre (2:54.72), Ouaziz took over from Javornik, and was followed by Szabo. Soon after halfway (4:21.66), Szabo moved in front and kept the pace fast. With six laps to go she moved wide as if to let Ouaziz take her turn in front, but the Moroccan wasn't interested. At 2000m (Szabo 5:48.97), four others were in touch with the Romanian and the Moroccan – Jacobs, Szekely, Belkacem and Yegorova.

With 800m remaining, Ouaziz surged, taking her and Szabo clear of Jacobs. Szabo moved to the front just before the bell and sprinted round the final lap in 29.6 to win her second world indoor gold in less than 24 hours. African, Asian, Chinese, French, and Japanese records all fell in this race.

Lisbon 2001

Final (Mar 10)

1, Olga Yegorova	RUS	8:37.48						
2, Gabriela Szabo	ROU	8:39.65						
3, Yelena Zadorozhnaya	RUS	8:40.15						
4, Marta Dominguez	ESP	8:40.98						
5, Dong Yanmei	CHN	8:41.34						
6, Benita Johnson	AUS	8:42.75						
7, Sonia O'Sullivan	IRL	8:44.37						
8, Hayley Tullett	GBR	8:45.36						
9, Worknesh Kidane	ETH	8:46.56; 10, Asmae Leghzaoui	MAR	8:47.60; 11, Kathy Butler	GBR	9:04.81; 12, Regina Jacobs	USA	9:05.33

After several attempts, Gabriela Szabo had finally broke the world indoor record for 3000m earlier in 2001, but in Lisbon she lost her unbeaten record at World Indoor Championships. The Romanian was in front at 1000m (2:53.32) and 2000m (5:50.83), but allowed herself to be overtaken by Zadorozhnaya on the penultimate lap. It was the other Russian, Yegorova, who then sprinted to the front before the bell, taking Szabo by surprise. The defending champion was blocked momentarily by Zadorozhnaya before giving chase. However, Yegorova raced clear with a stunning 28.13 last lap and became the first woman to defeat Szabo at 3000m since 1995. Oceanian, Asian, Spanish and Irish records were all broken in this race.

"I thought that Szabo would probably overtake me," admitted Yegorova, "but it just didn't work out that way."

First round (First 5 & 2 fastest to final) (Mar 9)

Heat 1: 1, Zadorozhnaya	9:01.04; 2, Johnson	9:01.55; 3, Dominguez	9:01.62; 4, Dong	9:02.09; 5, Tullett	9:02.23; 6, Cheri Kenah	USA	9:02.24; 7, Elena lagar	ROU	9:08.46; 8, Sonia Lopes	CPV	11:37.38; Marina Bastos	POR	DNF
Heat 2: 1, O'Sullivan	8:55.79; 2, Szabo	8:55.84; 3, Yegorova	8:55.97; 4, Jacobs	8:56.92; 5, Leghzaoui	8:56.97; 6, Butler	8:58.60; 7, Kidane	8:59.42; 8, Cristina Petite	ESP	9:06.49; 9, Li Ji	CHN	9:06.78; 10, Hrysostomia Iakovou	GRE	9:12.15

Birmingham 2003

Final (Mar 15)

1, Berhane Adere	ETH	8:40.25
2, Marta Dominguez	ESP	8:42.17
3, Meseret Defar	ETH	8:42.58
4, Zahra Ouaziz	MAR	8:48.50

5,	Zhor El Kamch	MAR	8:49.55
6,	Galina Bogomolova	RUS	8:50.62
7,	Benita Johnson	AUS	8:51.62
8,	Cristina Grosu	ROU	8:58.65
9, Amaia Piedra ESP 8:59.76; 10, Hayley Tullett GBR 9:00.17; 11, Susanne Pumper AUT 9:08.64; (8,) Maria Tsirba GRE DQ (f40.1) (8:52.21)			

The world indoor record holder Adere was dominant, running on the heels of leader Tullett (2000m: 5:57.03) then moving ahead with 700m remaining. Dominguez held on for two laps but from then on there was no doubt about the winner. The tall Ethiopian ran the last 600m in 1:34.48 and 200m in 31.51 to win her country's first ever women's World Indoor Championship medal.

First round (First 4 & 4 fastest to final) (Mar 14)
Heat 1: 1, Adere 8:53.64; 2, Bogomolova 8:55.72; 3, Johnson 8:57.08; 4, Ouaziz 8:57.21; 5, Tullett 9:00.13; 6, Piedra 9:03.41; 7, Wioletta Janowska POL 9:09.27; 8, Livia Tóth HUN 9:10.95; 9, Maria Martins FRA 9:12.48; 10, Dina Judith Cruz GUA 9:56.67; Collette Liss USA DNF
Heat 2: 1, Defar 8:49.80; 2, Grosu 8:51.58; 3, Dominguez 8:51.97; 4, El Kamch 8:52.31; 5, Pumper 9:02.98; 6, Maria McCambridge IRL 9:03.68; 7, Katie McGregor USA 9:06.30; 8, Yelena Sidorchenkova RUS 9:13.51; 9, Korene Hinds JAM 9:15.18; (5,) Tsirba DQ (f40.1) (8:52.70)

Budapest 2004

Final (Mar 7)

1,	Meseret Defar	ETH	9:11.22
2,	Berhane Adere	ETH	9:11.43
3,	Shayne Culpepper	USA	9:12.15
4,	Marta Dominguez	ESP	9:12.85
5,	Jo Pavey	GBR	9:13.09
6,	Yelena Zadorozhnaya	RUS	9:13.70
7,	Sabrina Mockenhaupt	GER	9:13.70
8,	Marina Dubrova	UKR	9:14.34
9, Maria McCambridge IRL 9:14.72; 10, Verlee Dejaeghere BEL 9:15.21; 11, Galina Bogomolova RUS 9:17.15; Hayley Tullett GBR DNS			

Dominguez led from the start but with a painfully slow pace, just 80.37 for the first 400m. She gradually speeded up and resisted a number of challenges for pole position. Her first kilometre was 3:21.10 followed by 3:06.46, but then things got much quicker as the Ethiopian pair of Adere and Defar surged before the bell with Adere holding a narrow lead. In Birmingham she had won with Defar third but this time Defar came through to win in the closing metres.

Culpepper was ideally placed when the Ethiopians set off and won an unexpected bronze medal, though she almost tripped over after colliding with Zadorozhnaya on the last lap.

First round (First 4 & 4 fastest to final) (Mar 5)
Heat 1: 1, Adere 8:49.76; 2, Zadorozhnaya 8:50.73; 3, Dubrova 8:51.04; 4, Dominguez 8:51.05; 5, Tullett 8:51.27; 6, Mockenhaupt 8:52.03; 7, Dejaeghere 8:55.97; 8, Culpepper 8:57.48; 9, Dorcus Inzikuru UGA 9:21.48
Heat 2: 1, Defar 8:57.39; 2, Pavey 8:58.05; 3, McCambridge 8:59.11; 4, Bogomolova 8:59.65; 5, Wioletta Janowska POL 9:02.58; 6, Zahra Ouaziz MAR 9:05.19; 7, Maria Martins FRA 9:06.40; 8, Carrie Tollefson USA 9:08.64; 9, Fatima Baouf BEL 9:16.16

Moscow 2006

Straight Final (Mar 11)

1,	Meseret Defar	ETH	8:38.80
2,	Liliya Shobukhova	RUS	8:42.18
3,	Lidia Chojecka	POL	8:42.59
4,	Sentayehu Ejigu	ETH	8:43.38
5,	Olesya Syreva	RUS	8:44.10
6,	Mariem Alaoui Selsouli	MAR	8:55.97
7,	Carrie Tollefson	USA	8:59.13
8,	Analia Rosa	POR	8:59.99
9, Tatyana Kryvobok UKR 9:02.87; 10, Maria McCambridge IRL 9:07.26; 11, Tatyana Golovchenko UKR 9:08.24; 12, Sara Bei-Hall USA 9:14.49; 13, Róisín McGortigan IRL 9:28.85			

With only 13 entrants, heats were not required, and the race came down to the question of whether the pace-setting Russians, Shobukhova and

Syreva – the two fastest women of all time – could deal with the big kick of defending champion Defar. The first two kilometres were led by Syreva (2:51.73) and Shobukhova (5:50.86). Defar then went ahead, passing 2600m in 7:39.2, and at the bell was 5m clear. She then threw in a devastating final lap of 27.45 and won by 25m from Shobukhova, with Chojecka claiming the bronze.

Valencia 2008

Final (Mar 8)

1,	Meseret Defar	ETH	8:38.79
2,	Meselech Melkamu	ETH	8:41.50
3,	Mariem Alaoui Selsouli	MAR	8:41.66
4,	Sylvia Kibet	KEN	8:41.82
5,	Olga Komyagina	RUS	8:44.57
6,	Kim Smith	NZL	8:48.48
7,	Silvia Weissteiner	ITA	8:49.11
8,	Jessica Augusto	POR	8:49.78
9, Helen Clitheroe GBR 8:52.77; 10, Lisa Dobriskey GBR 8:52.92; 11, Yelena Sidorchenkova RUS 9:01.81; 12, Megan Metcalfe CAN 9:07.16			

Unlike the men, who got a 55 hour break between the heats and the final, the women had to come out with 24 hours less recovery time. Defar (8:51.02) and Melkamu (8:46.32) had been the heat winners, and as the two fastest in the field and more than five seconds faster than the opposition, were strong favourites. Augusto led past 1000m in 2:59.33 and Selsouli was the leader at 2000m (5:55.50). With two laps remaining Defar nipped ahead of the leading pack of six, taking with her Melkamu and Selsouli. The defending champion changed gears again at the bell and opened up a yawning gap on the rest, covering her final 200m in only 28.75. "Today it was an easy race for me," said Defar. The two halves of the race were covered in 4:26.6 & 4:12.2.

First round (First 4 & 4 fastest to final) (Mar 7)
Heat 1: 1, Defar 8:51.02; 2, Smith 8:52.81; 3, Kibet 8:56.14; 4, Dobriskey 8:56.56; 5, Sidorchenkova 8:57.62; 6, Elena Antoci ROU 8:58.01; 7, Hanane Ouahaddou MAR 9:03.41; 8, Jen Rhines USA 9:03.66; 9, Xue Fei CHN 9:03.67; 10, Alemtu Bekele TUR 9:04.94; 11, Isabel Checa ESP 9:06.21
Heat 2: 1, Melkamu 8:46.32; 2, Komyagina 8:46.64; 3, Selsouli 8:48.22; 4, Metcalfe 8:48.56; 5, Augusto 8:48.81; 6, Weissteiner 8:50.30; 7, Clitheroe 8:52.48; 8, Julie Culley USA 9:04.45; 9, Veronica Nyarui KEN 9:12.68; 10, Daniela Donisa ROU 9:19.26; 11, Maria Pia Nehme LIB 10:31.95

Doha 2010

Final (Mar 13)

1,	Meseret Defar	ETH	8:51.17
2,	Vivian Cheruiyot	KEN	8:51.85
3,	Sentayehu Ejigu	ETH	8:52.08
4,	Sylvia Kibet	KEN	8:52.16
5,	Sara Moreira	POR	8:55.34
6,	Layes Abdullayeva	AZE	8:57.59
7,	Jessica Augusto	POR	9:01.71
8,	René Kalmer	RSA	9:04.11
9, Desirée Davila USA 9:07.24; 10, Lidia Chojecka POL 9:07.80; 11, Adriëne Herzog NED 9:12.99; (5,) Alemtu Bekele TUR DQ (f40.9) (8:53.78)			

Defending champion Defar, was the swiftest of the listed entrants with 8:24.46, and had much the faster time in the heats. The opposition played into the Ethiopian's hands in the final, with a dawdling pace led by Kalmer (3:11.83) and then Augusto, who upped the tempo with a 2:51.90 second kilometre. Defar took over with just under 400m to go, and pulled clear with a 27.90 last lap, which was quicker than Bernard Lagat's final circuit in the men's 3000m one day later. Cheruiyot edged Ejigu and Kibet for the silver medal, the first-ever by a Kenyan woman at the World Indoor Championships. For Defar it was an unprecedented fourth consecutive win, beating the record she shared with Gabriela Szabo.

First round (First 4 & 4 to final) (Mar 12)
Heat 1: 1, Ejigu 9:00.34; 2, Moreira 9:01.01; 3, Cheruiyot 9:01.35; 4, Kalmer 9:01.41; 5, Barbara Parker GBR 9:01.52; 6, Renata Pliś POL 9:02.68; 7, Sara Hall USA 9:04.25; 8, Yelena Zadorozhnaya RUS 9:09.52; 9, Hazel Murphy IRL 9:17.60; 10, Viktoriya Polyudina KGZ 9:30.76

Heat 2: 1, Defar 8:48.23; 2, Kibet 8:48.60; 3, Abdullayeva 8:49.65; 4, Augusto 8:50.81; 5, Davila 8:51.08; 6, Chojecka 8:52.14; 7, Herzog 8:53.24; 8, Ancauta Bobocel ROU 8:54.08; 9, Deirdre Byrne IRL 8:58.94; 10, Gemma Turtle GBR 9:17.55; (3,) Bekele DQ (r40.9) (8:48.73)

Istanbul 2012

Final (March 11)

1,	Hellen Obiri	KEN	8:37.16
2,	Meseret Defar	ETH	8:38.26
3,	Gelete Burka	ETH	8:40.18
4,	Sylvia Kibet	KEN	8:40.50
5,	Shitaye Eshete	BRN	8:51.88
6,	Lidia Chojecka	POL	8:56.86
7,	Helen Clitheroe	GBR	8:59.04
8,	Sara Hall	USA	8:59.95
9,	Jackie Arson	USA	9:12.50; 10, Alia Saeed Mohammed UAE 9:15.74; (9,) Nataliya Tobias UKR DQ (r40.9) (9:00.78); (10,) Svitlana Schmidt UKR DQ (r40.9) (9:03.99)

Defar was the only athlete to have run faster than 8:35 in 2012, and was favourite to win her fifth consecutive title. The final began slowly, with Clitheroe leading at 1000m in 3:01.60. Defar then took over the lead just before halfway in a slow 4:30.5, and after passing 2000m in 5:56.31 began to apply pressure, covering the next two 400m portions in 66.38 and 64.70 to reach the bell six metres ahead of Obiri. That gap then shrank because the Kenyan, an 800m/1500m type, caught Defar with 100m to go and won going away after a last lap by her of 29.4. A distraught Defar clocked 30.87 for her final circuit.

First round (First 4 & 4 fastest to final) (Mar 9)

Heat 1: 1, Defar 9:11.76; 2, Kibet 9:11.91; 3, Arson 9:12.62; 4, Bethem Desalegn UAE 9:12.63; 5, Tejitu Daba BRN 9:15.96; 6, Silvia Weissteiner ITA 9:16.59; 7, Dudu Karakaya TUR 9:16.85; 8, Yuliya Vasilyeva RUS 9:17.60; 9, Claudette Mukasakindi RWA 9:26.89; 10, Paula González ESP 9:31.09; (3,) Shmidt DQ (r40.9) (9:12.39)

Heat 2: 1, Burka 9:01.32; 2, Obiri 9:01.36; 3, Eshete 9:02.13; 4, Helen Clitheroe GBR 9:02.27; 5, Hall 9:02.49; 6, Mohammed 9:02.56; 7, Chojecka 9:02.93; 8, Kristina Khaleeva RUS 9:07.13; 9, Layes Abdullayeva AZE 9:08.41; (3,) Tobias DQ (r40.9) (9:01.76)

Sopot 2014

Final (Mar 9)

1,	Genzebe Dibaba	ETH	8:55.04
2,	Hellen Obiri	KEN	8:57.72
3,	Maryam Jamal	BRN	8:59.16
4,	Irene Jelagat	KEN	9:02.67
5,	Sifan Hassan	NED	9:03.22
6,	Bethem Desalegn	UAE	9:04.06
7,	Renata Pliš	POL	9:07.05
8,	Shannon Rowbury	USA	9:07.82
9,	Margherita Magnani	ITA	9:10.13; 10, Gabe Grunewald USA 9:11.76; 11, Hiwot Ayalew ETH 9:12.51; 12, Alia Mohamed Saeed UAE 9:21.23

The Istanbul 1500m champion Dibaba was fresh from epic world indoor records at both 1500m (3:55.17) and 3000m (8:16.60) as well as world two mile best of 9:00.48. All within the span of 15 days. There would be no fast times in the final where the pace was embarrassingly slow, with Jamal leading at 400m in 82.36. At 900m, Ayalew injected some pace, which prompted the favourite Dibaba to sprint from 11th to second before the first kilometre was reached in 3:24.50. Dibaba took over before 2000m (6:16.10) and was pressurised briefly by Hassan before she easily raced away into a 50m lead at the bell. Her final kilometre was covered in just 2:38.94, with the halves of the race timed at 4:51.3 & 4:03.8. Half the field in the final were Ethiopian-born.

First round (First 4 & 4 fastest to final) (Mar 7)

Heat 1: 1, Dibaba 8:57.86; 2, Hassan 8:58.50; 3, Magnani 8:58.51; 4, Rowbury 8:58.85; 5, Jelagat 8:58.97; 6, Saeed 9:00.35; 7, Natalya Aristarkhova RUS 9:09.37; 8, Lucy Van Dalen NZL 9:10.20

Heat 2: 1, Jamal 8:53.07; 2, Obiri 8:53.31; 3, Desalegn 8:53.56; 4, Ayalew 8:53.70; 5, Pliš 8:57.80; 6, Grunewald 8:58.10; (7,) Svitlana Schmidt UKR DQ (r40.9) (9:25.98)

3000 METRES

Multiple Medalists:

6	Meseret Defar	ETH	03-3, 04-1, 06-1, 08-1, 10-1, 12-2
4	Gabriela Szabo	ROU	95-1, 97-1, 99-1, 01-2
3	Margareta Keszeg	ROU	89-3, 91-2, 93-2
2	Lynn Jennings	USA	93-3, 95-2
	Berhane Adere	ETH	03-1, 04-2
	Hellen Obiri	KEN	12-1, 14-2

Most Finals / Appearances:

6 Defar

National Placings:

	1	2	3	4	5	6	7	8	Points
ETH	6	3	3	1	-	-	-	-	92
ROU	3	3	2	-	1	-	-	1	62
RUS	1	1	1	-	3	4	-	-	45
USA	-	1	5	-	-	-	2	4	45
KEN	1	2	-	4	-	-	-	-	42
GBR	1	1	-	-	3	-	2	1	32
MAR	-	1	1	1	2	1	1	-	31
ESP	-	1	-	2	1	1	1	-	26
POR	-	-	1	2	1	-	2	2	26
URS	1	1	1	-	-	1	-	-	24
FRA	1	-	-	1	-	1	1	2	20
NED	1	-	-	-	1	1	-	1	16
CAN	1	-	-	-	1	1	-	-	15
ITA	-	1	-	1	-	1	-	1	14
GER	-	-	-	2	-	-	1	-	12
POL	-	-	1	-	-	1	1	-	11
BRN	-	-	1	-	1	-	-	-	10
AUS	-	-	-	1	-	1	1	-	10
IRL	-	1	-	-	-	-	1	-	9
NZL	-	-	-	1	-	1	-	-	8
CHN	-	-	-	-	1	-	-	1	5
FIN	-	-	-	-	1	-	-	-	4
AZE	-	-	-	-	-	1	-	-	3
TAN	-	-	-	-	-	1	-	-	3
UAE	-	-	-	-	-	1	-	-	3
COL	-	-	-	-	-	-	1	-	2
USA	-	-	-	-	-	-	-	1	2
RSA	-	-	-	-	-	-	-	1	1
UKR	-	-	-	-	-	-	-	-	1
Totals	16	16	16	16	16	16	16	14	574

60 Metres Hurdles

Paris 1985

Final (Jan 18: Non-championship)

1,	Xénia Siska	HUN	8.03
2,	Laurence Elloy	FRA	8.08
3,	Anne Piquereau	FRA	8.10
4,	Stephanie Hightower	USA	8.12
5,	Ginka Zagorcheva	BUL	8.13
6,	Vera Akimova	URS	8.14

Piquereau, whose pre-Games best was 8.29, improved to 8.12 in her heat and a French record of 8.00 in her semi-final. Siska won the other semi in 8.00 and prevailed in the final, where Piquereau was third behind another Frenchwoman, Elloy.

First round (First 3 & 3 fastest to semi-finals) (Jan 18)

Heat 1: 1, Piquereau 8.12; 2, Siska 8.13; 3, Hightower 8.17; 4, Simpson 8.31; 5, Frederiksen 8.58; 6, Sandra Tavares MEX 8.86

Heat 2: 1, Zagorcheva 8.16; 2, Elloy 8.22; 3, Capotosto 8.52; 4, Dioum 8.76; 5, Cheung Suet Yee HKG 9.09

Heat 3: 1, Akimova 8.16; 2, Jeal 8.34; 3, Weiss 8.56; 4, Pam Page USA 8.95; 5, Giannina Otoy PER 11.04

Semi-finals (First 3 to final) (Jan 18)

Heat 1: 1, Piquereau 8.00; 2, Zagorcheva 8.10; 3, Hightower 8.22; 4, Wendy Jeal GBR 8.37; 5, Beatriz Capotosto ARG 8.47; 6, Awa Dioum-N'Diaye SEN 8.77

Heat 2: 1, Siska 8.00; 2, Elloy 8.01; 3, Akimova 8.04; 4, Judy Simpson GBR 8.46; 5, Angela Weiss SUI 8.48; 6, Hilde Frederiksen NOR 8.54

Indianapolis 1987

Final (Mar 7)

1,	Cordelia Oschenkat	GBR	7.82
2,	Yordanka Donkova	BUL	7.85

3,	Ginka Zagorcheva	BUL	7.99
4,	Rita Heggli	SUI	8.11
5,	Marjan Olijslager	NED	8.12
6,	Lesley-Ann Skeete	GBR	8.18
7,	Aliuska López	CUB	8.25
8,	Stephanie Hightower-Leftwich	USA	8.26

Oschkenat won the gold medal with a fine start and pick-up. Donkova, the world outdoor record holder, closed gradually towards the finish but could not draw level. The Bulgarian later blamed her loss on a muscle pull while warming up for the previous day's heats.

First round (First 2 & 4 fastest to final) (Mar 6)

Heat 1: 1, Zagorcheva 7.99; 2, Heggli 8.12; 3, Feng Yinghua CHN 8.41; 4, Jackie Joyner-Kersey USA 8.62; 5, Patricia Lombardo ITA 8.65; 6, Maria Usifo NGR 9.23
Heat 2: 1, Oschkenat 7.87; 2, Donkova 7.96; 3, Hightower-Leftwich 8.10; 4, Skeete 8.11; 5, Olijslager 8.15; 6, López 8.18

Budapest 1989

Final (Mar 5)

1,	Yelizaveta Chernyshova	URS	7.82
2,	Lyudmila Narozhilenko	URS	7.83
3,	Cornelia Oschkenat	GDR	7.86
4,	Kim McKenzie	USA	7.92
5,	Mihaela Pogacean	ROU	7.95
6,	Marjan Olijslager	NED	7.95

The final event of the championships saw an upset when world record holder and defending champion Oschkenat – who committed a false start – could only place third behind the two representatives from the USSR.

First round (First 2 & 2 fastest to final) (Mar 5)

Heat 1: 1, Narozhilenko 8.07; 2, Olijslager 7.89; 3, Pogacean 7.97; 4, Candy Young USA 8.10; 5, Sylvia Dethier BEL 8.29
Heat 2: 1, Oschkenat 7.89; 2, McKenzie 7.92; 3, Chernyshova 8.04; 4, Aliuska López CUB 8.08; 5, Monique Ewanjé-Epée FRA 8.08; 6, Dinah Yankey GHA 8.61

Seville 1991

Final (Mar 9)

1,	Lyudmila Narozhilenko	URS	7.88	0.175
2,	Monique Ewanjé-Epée	FRA	7.90	0.157
3,	Aliuska López	CUB	8.03	0.174
4,	Lidiya Yurkova	URS	8.03	0.172
5,	Anne Piquereau	FRA	8.04	0.154
6,	Mihaela Pogacean	ROU	8.04	0.160
7,	Kim McKenzie	USA	8.05	0.143
8,	Odalys Adams	CUB	8.11	0.151

Narozhilenko, Ewanjé-Epée and Piquereau were the most impressive qualifiers and were drawn together in the final. Ewanjé-Epée, the European outdoor Champion, got the best start but the three women were level for the first four barriers until Narozhilenko edged ahead. Piquereau faltered on landing after the fifth and finished out of the medals.

First round (First 3 & 4 fastest to semi-finals) (Mar 9)

Heat 1: 1, Narozhilenko 8.00; 2, McKenzie 8.07; 3, Dethier 8.17; 4, Adams 8.22; 5, Mardomingo 8.25; 6, Nezha Bidouane MAR 8.74; 7, Debora de Souza PER 9.42
Heat 2: 1, Piquereau 7.98; 2, Pogacean 8.00; 3, Bukovec 8.16; 4, Skeete 8.17; 5, Blanka Henesová TCH 8.31; 6, Yasmina Azzizi ALG 8.42

Heat 3: 1, Yurkova 8.04; 2, Patzwahl 8.12; 3, Nástase 8.13; 4, Fraser 8.21; 5, Cheryl Wilson USA 8.28; 6, Flora Hyacinth ISV 8.85

Heat 4: 1, Ewanjé-Epée 7.98; 2, Zaczekiewicz 8.20; 3, López 8.22; 4, Ulrike Beierl AUT 8.33; 5, Pang Jiewen CHN 8.42; 6, Ana Barrenechea ESP 8.47

Semi-finals (First 4 to final) (Mar 9)

Heat 1: 1, Ewanjé-Epée 7.90; 2, Pogacean 8.00; 3, Yurkova 8.03; 4, López 8.10; 5, Lesley-Ann Skeete GBR 8.15; 6, Brigita Bukovec YUG 8.16; 7, Maria José Mardomingo ESP 8.28; 8, Claudia Zaczekiewicz GER 8.31

Heat 2: 1, Narozhilenko 7.93; 2, Piquereau 7.96; 3, Adams 8.02; 4, McKenzie 8.02; 5, Kerstin Patzwahl GER 8.10; 6, Liliana Nástase ROU 8.19; 7, Sylvia Dethier BEL 8.21; 8, Louise Fraser GBR 8.24

Toronto 1993

Final (Mar 14)

1,	Julie Baumann	SUI	7.96	0.159
2,	LaVonna Martin-Floréal	USA	7.99	0.147
3,	Patricia Girard	FRA	8.01	0.153
4,	Yuliya Graudyn	RUS	8.01	0.163
5,	Aliuska López	CUB	8.11	0.177
6,	Maria José Mardomingo	ESP	8.18	0.169
7,	Brigita Bukovec	SLO	8.28	0.199
	Michelle Freeman	JAM	DQ	

The drama in this event began before the competition started, when it was confirmed that world record holder and defending champion Narozhilenko had failed a doping test earlier in the winter and was scratched from the championships.

This left Freeman as favourite, and the Jamaican had a fine start in the final. Unfortunately, she hit the last hurdle badly and veered into the path of Baumann, who had been lying a clear second. Graudyn "won" the race.

Following a protest by the Swiss Federation, a re-run was ordered with Freeman disqualified. Justice was done as victory went to Baumann. The unlucky Graudyn finished just outside the final medal distribution.

Unofficial result of First Race:

Annulled after Michelle Freeman fell and impeded Julie Baumann

1,	Yuliya Graudyn	RUS	8.02
2,	LaVonna Martin-Floréal	USA	8.02
3,	Aliuska López	CUB	8.07
4,	Patricia Girard	FRA	8.08
5,	Julie Baumann	SUI	8.16
6,	Brigita Bukovec	SLO	8.18
7,	Maria José Mardomingo	ESP	8.37
	Michelle Freeman	JAM	DQ (9.01)

First round (First 3 & 4 fastest to semi-finals) (Mar 13)

Heat 1: 1, Martin-Floréal 8.13; 2, Mardomingo 8.31; 3, Court 8.33; 4, Liliana Nástase ROU 8.33; 5, Anne Piquereau FRA 8.34; 6, Chan Sau-Ying HKG 8.42; 7, Joyce Melendez PUR 8.45

Heat 2: 1, Baumann 8.11; 2, Girard 8.15; 3, Bukovec 8.23; 4, Jung 8.26; 5, Caroline Delplancke BEL 8.29; 6, Ana Barrenechea ESP 8.38; Dionne Rose JAM DNF

Heat 3: 1, Freeman 8.04; 2, Schönenberger 8.23; 3, Wolf 8.24; 4, Yelena Politika UKR 8.35; 5, Nicole Ramalalanirina MAD 8.36; 6, Lena Solli NOR 8.43; 7, Angela Coon CAN 8.46

Heat 4: 1, Graudyn 8.10; 2, Agyepong 8.17; 3, López 8.18; 4, Dethier 8.22; 5, Bowles 8.23; 6, Yu 8.26; 7, Sonia Paquette CAN 8.43

Semi-finals (First 3 & 2 fastest to final) (Mar 13)

Heat 1: 1, Baumann 8.02; 2, Mardomingo 8.02; 3, Bukovec 8.11; 4, Mardomingo 8.22; 5, Dawn Bowles USA 8.23; 6, Yu Zhang CHN 8.38; 7, Jacqui Agyepong GBR 8.67; Birgit Wolf GER DNF

Heat 2: 1, Freeman 7.99; 2, Martin-Floréal 8.00; 3, López 8.10; 4, Girard 8.15; 5, Caren Jung GER 8.27; 6, Rita Schönenberger SUI 8.32; 7, Clova Court GBR 8.65; Sylvie Dethier BEL DNF

Barcelona 1995

Final (Mar 12)

1,	Aliuska López	CUB	7.92	0.140
2,	Olga Shishigina	KAZ	7.92	0.134
3,	Brigita Bukovec	SLO	7.93	0.142
4,	Monique Tourret	FRA	7.98	0.124
5,	Jacqui Agyepong	GBR	8.01	0.139
6,	Cheryl Dickey	USA	8.19	0.153
7,	Michelle Freeman	JAM	8.21	0.199
	Patricia Girard	FRA	DNF	0.113

Shishigina, unbeaten all season, was expected to win easily, so it was something of a surprise when López edged the Asian record holder in the first semi-final at 7.91. The final was a repeat of that race, with both women clocking 7.92. Bukovec was just one hundredth behind, while world leader Girard failed to finish.

First round (First 3 & 4 fastest to semi-finals) (Mar 10)

Heat 1: 1, Bukovec 8.05; 2, Tuzzi 8.10; 3, Grefstad 8.20; 4, Pashkina 8.21; 5, Angela Coon CAN 8.23; 6, Regina Ahlke GER 8.25; 7, Chan Sau Ying HKG 8.46; Elke Wolfing AUT DQ

Heat 2: 1, López 8.08; 2, Agyepong 8.09; 3, Sukhoruchenko 8.27; 4, Liliana Nástase ROU 8.28; 5, Jane Flemming AUS 8.29; 6, Caren Jung GER 8.29; 7, Lynda Goode USA 8.31; Ana Barrenechea ESP DNF

Heat 3: 1, Shishigina 7.95; 2, Tourret 8.00; 3, Baumann 8.04; 4, Rose 8.13; 5, Dickey 8.19; 6, Erica Niculae ROU 8.37; 7, Iveta Rudová CZE 8.37

Heat 4: 1, Girard 8.01; 2, Freeman 8.06; 3, Ramalalanirina 8.09; 4, Zhou 8.15; 5, Samantha Farquharson GBR 8.21; 6, Odalys Adams CUB 8.37; 7, Isabel Abrantes POR 8.46

Semi-finals (First 4 to final) (Mar 11)

Heat 1: 1, López 7.91; 2, Shishigina 7.91; 3, Tourret 8.01; 4, Dickey 8.03; 5, Dionne Rose JAM 8.04; 6, Julie Baumann SUI 8.10; 7, Carla Tuzzi ITA 8.16; 8, Yelena Sukhoruchenko UKR 8.28

Heat 2: 1, Bukovec 7.94; 2, Agyepong 8.02; 3, Girard 8.06; 4, Freeman 8.07; 5, Monica Grefstad NOR 8.09; 6, Nicole Ramalalanirina MAD 8.11; 7, Zhou Hongyan CHN 8.23; 8, Aleksandra Pashkina RUS 8.25

Paris 1997

Final (Mar 9)

1,	Michelle Freeman	JAM	7.82	0.142
2,	Gillian Russell	JAM	7.84	0.112
=3,	Cheryl Dickey	USA	7.84	0.134
	Patricia Girard	FRA	7.84	0.148
5,	Melissa Morrison	USA	7.88	0.141
6,	Katie Anderson	CAN	8.02	0.138

Freeman, so unlucky in 1993, almost came to grief again after stumbling in her semi-final. Drawn in lane 1 for the final, the Jamaican had the best pick-up and was clearly in front at the last hurdle. Russell, Dickey and Girard all closed on the run-in so that four women reached the finish in a line. All were awarded medals, with the ecstatic Freeman finally holding on for gold. With five athletes under 7.90 this was the quickest 60m hurdles race in history.

First round (First 2 and 2 fastest to semi-finals) (Mar 8)

Heat 1: 1, Freeman 7.88; 2, Anderson 8.05; 3, Cécile Aholu FRA 8.27; 4, Elke Wöfling AUT 8.35; 5, Irina Korotyia RUS 8.57

Heat 2: 1, Girard 7.99; 2, Morrison 8.08; 3, Nsiah 8.11; 4, Clova Court GBR 8.18; 5, Zhou Jing CHN 8.38; 6, Aminata Camara MLI 9.08

Heat 3: 1, Dickey 8.05; 2, Sonn 8.11; 3, Grefstad 8.16; 4, Natalya Grigoryeva UKR 8.17; 5, Naoko Kobayashi JPN 8.35

Heat 4: 1, Russell 7.88; 2, Kanazawa 8.24; 3, Olena Ovcharova UKR 8.28; 4, Alluska López CUB 8.31; 5, Hsu Hsiu-Ying TPE 8.62; 6, Zhanna Sokolova TJK 9.39

Heat 5: 1, Bukovec 8.02; 2, Yurkova 8.07; 3, Svetlana Laukhova RUS 8.25; 4, Véronique Linster LUX 8.37; 5, Maryline Troonen BEL 8.41

Semi-finals (First 3 to final) (Mar 8)

Heat 1: 1, Russell 7.90; 2, Morrison 7.91; 3, Anderson 7.93; 4, Brigita Bukovec SLO 7.93; 5, Caren Sonn GER 8.15; 6, Monica Grefstad NOR 8.31

Heat 2: 1, Girard 7.88; 2, Dickey 7.89; 3, Freeman 8.01; 4, Vida Nsiah GHA 8.03; 5, Lidiya Yurkova BLR 8.17; 6, Yvonne Kanazawa JPN 8.30

Maebashi 1999

Final (Mar 5)

1,	Olga Shishigina	KAZ	7.86	0.149
2,	Glory Alozie	NGR	7.87	0.141
3,	Katie Anderson	CAN	7.90	0.125
4,	Brigita Bukovec	SLO	7.92	0.130
5,	Linda Ferga	FRA	7.95	0.137
6,	Melissa Morrison	USA	7.97	0.126
7,	Dionne Rose	JAM	8.05	0.138
8,	Irina Korotyia	RUS	8.09	0.139

Anderson (lane 3) got a super start and held a clear lead for most of the race before Shishigina swept through in lane 6, closely pursued by Alozie. Shishigina won by one hundredth from the Nigerian, with Anderson holding off Bukovec for the bronze. Six women bettered eight seconds.

First round (First 2 & 2 fastest to final) (Mar 5)

Heat 1: 1, Morrison 7.95; 2, Alozie 7.98; 3, Gillian Russell JAM 8.06; 4, Maria José Mardomingo ESP 8.17; 5, Diane Allagreen GBR 8.25; 6, Maryline Troonen BEL 8.47

Heat 2: 1, Bukovec 8.04; 2, Korotyia 8.04; 3, Rose 8.05; 4, Nicole Ramalalanirina FRA 8.06; 5, Feng Yun CHN 8.14; 6, Kerri Maddox GBR 8.17; 7, Anna Leszczyńska POL 8.22

Heat 3: 1, Shishigina 7.89; 2, Anderson 7.90; 3, Ferga 8.00; 4, Cheryl Dickey USA 8.07; 5, Yvonne Kanazawa JPN 8.12; 6, Maria-Joelle Conjunjo CAF 8.65

Lisbon 2001

Final (Mar 9)

1,	Anjanette Kirkland	USA	7.85	0.110
2,	Michelle Freeman	JAM	7.92	0.164
3,	Nicole Ramalalanirina	FRA	7.96	0.128
4,	Olga Shishigina	KAZ	7.96	0.136
5,	Svetlana Laukhova	RUS	7.99	0.125
6,	Linda Ferga	FRA	8.06	0.233
7,	Bisa Grant	USA	8.09	0.152
8,	Lacena Golding-Clarke	JAM	8.24	0.163

Kirkland provided a delightful surprise when she won the gold medal from lane 8. She had only been the fifth-quickest qualifier, but in the final she got an excellent start along with 1997 winner Freeman. The American drew clear of the Jamaican, while former Madagascan representative Ramalalanirina deprived defending champion Shishigina of the bronze medal.

First round (First 3 & 4 fastest to semi-finals) (Mar 9)

Heat 1: 1, Kirkland 8.04; 2, Krasovska 8.14; 3, Ferga 8.16; 4, Flóra Redoúmi GRE 8.29; 5, Trecia Roberts THA 8.34; 6, Rosa Rakotzafy MAD 8.36; 7, Francisca Guzmán CHI 8.85

Heat 2: 1, Ramalalanirina 7.93; 2, Laukhova 8.05; 3, Lensky 8.09; 4, Wilkins 8.19; 5, Neyra 8.22; 6, Sandra Turpin POR 8.38

Heat 3: 1, Freeman 8.03; 2, Sprenger 8.07; 3, Grant 8.07; 4, Faustin 8.26; 5, Yvonne Kanazawa JPN 8.33; 6, Sarah Claxton GBR 8.54; Maureen Maggi BRA DQ (r162.7)

Heat 4: 1, Shishigina 7.98; 2, Golding-Clarke 8.05; 3, Abrantes 8.13; 4, Gnezdilov 8.28; 5, Su Yiping CHN 8.34; 6, Maya Shermchishina UKR 8.34; 7, Maria Joelle Conjunjo CAF 8.47

Semi-finals (First 4 to final) (Mar 9)

Heat 1: 1, Ramalalanirina 7.95; 2, Laukhova 7.98; 3, Kirkland 8.00; 4, Golding-Clarke 8.04; 5, Irina Lensky ISR 8.07; 6, Yauwara Neyra CUB 8.09; 7, Isabel Abrantes POR 8.14; 8, Nadine Faustin HAI 8.24

Heat 2: 1, Shishigina 7.90; 2, Freeman 7.95; 3, Grant 8.03; 4, Ferga 8.08; 5, Juliane Sprenger GER 8.13; 6, Yelena Krasovska UKR 8.15; 7, Svetlana Gnezdilov ISR 8.28; 8, Melani Wilkins GBR 8.30

Birmingham 2003

Final (Mar 16)

1,	Gail Devers	USA	7.81	0.147
2,	Glory Alozie	ESP	7.90	0.149
3,	Melissa Morrison	USA	7.92	0.146
4,	Lacena Golding-Clarke	JAM	7.92	0.148
5,	Linda Ferga-Khodadin	FRA	7.95	0.173
6,	Brigitte Foster	JAM	7.96	0.134
7,	Susanna Kallur	SWE	7.97	0.162
8,	Patricia Girard	FRA	8.02	0.145

Having won the flat 60m in 1993 and 1997, 36 year-old Devers won her first 60m hurdles title in style with a championship record 7.80 semi followed by a 7.81 final. Alozie, a silver medalist for Nigeria in 1999, won the same medal again in the colours of Spain.

First round (First 3 & 4 fastest to semi-finals) (Mar 15)

O'Rourke was advanced to semi-finals after being initially disqualified in the first round, then re-instated after the draw for the semi-finals was made

Heat 1: 1, Girard 8.02; 2, Golding-Clarke 8.08; 3, Wöfling 8.19; 4, Neyra 8.22; 5, Edit Vári HUN 8.24; 6, Yuliya Shabanova RUS 8.36; 7, Andrea Blackett BAR 8.37

Heat 2: 1, Kallur 7.93; 2, Ferga-Khodadin 8.09; 3, Rakotzafy 8.14; 4, Faustin 8.15; 5, O'Rourke 8.20; 6, Sarah Claxton GBR 8.33; 7, Patricia Riesco PER 8.78

Heat 3: 1, Devers 7.92; 2, Foster 7.99; 3, Redoúmi 8.17; 4, Feng 8.24; 5, Maila Machado BRA 8.29; 6, Dainelky Pérez CUB 8.30; 7, Liga Kļaviņa LAT 8.47

Heat 4: 1, Morrison 8.13; 2, Alozie 8.13; 3, Likhuta 8.23; 4, King 8.23; 5, Tatyana Ladovska UKR 8.30; 6, Marina Tomic SLO 8.31; 7, Siew Wei Moh MAS 8.81

Semi-finals (First 4 to final) (Mar 15)

1, Kallur 7.98; 2, Girard 8.00; 3, Golding-Clarke 8.01; 4, Morrison 8.05; 5, Flóra Redoúmi GRE 8.12; 6, Derval O'Rourke IRL 8.22; 7, Elke Wöfling AUT 8.26; Yauwara Neyra CUB DNF

Heat 2: 1, Devers 7.80; 2, Alozie 7.83; 3, Ferga-Khodadin 7.97; 4, Foster 7.98; 5, Nadine Faustin HAI 8.15; 6, Rachel King GBR 8.21; 7, Rosa Rakotzafy MAD 8.27; 8, Feng Yun CHN 8.36; 9, Yevgeniya Likhuta BLR 8.43

Budapest 2004

Final (Mar 7)

1,	Perdita Felicien	CAN	7.75	0.138
2,	Gail Devers	USA	7.78	0.128
3,	Linda Ferga-Khodadin	FRA	7.82	0.172
4,	Joanna Hayes	USA	7.86	0.144
5,	Susanna Kallur	SWE	7.89	0.168
6,	Lacena Golding-Clarke	JAM	7.89	0.151
7,	Flóra Redóúmi	GRE	7.94	0.188
8,	Nicole Ramalalanirina	FRA	8.01	0.156

Having won the Budapest 60m flat on the Friday, Devers couldn't quite make it a double on the Sunday in the 60m hurdles. The first semi was won by Felicien – the World Outdoor Champion – in a Canadian record of 7.83. Devers took the other heat in 7.88. In the final Devers started best, but next to her Felicien stayed close and overhauled the American to win in a championship record of 7.75.

First round (First 3 & 4 fastest to semi finals) (Mar 7)

Heat 1: 1, Golding-Clarke 7.90; 2, Ferga-Khodadin 7.91; 3, López 8.01; 4, Kallur 8.02; 5, Redóúmi 8.05; 6, Angela Whyte CAN 8.17

Heat 2: 1, Felicien 7.91; 2, Hayes 8.01; 3, Kresova 8.06; 4, Nadine Faustin HAI 8.14; 5, Evaggelia Nesoúdi GRE 8.27; 6, Lucia Martinová CZE 8.29

Heat 3: 1, Devers 7.88; 2, Ramalalanirina 7.93; 3, Zamfir 7.96; 4, Sprenger 8.05; 5, Dainelky Pérez CUB 8.08; 6, Edit Vári HUN 8.24; 7, Yevgeniya Likhuta BLR 8.27

Heat 4: 1, Kallur 7.91; 2, Ennis-London 8.00; 3, Shevchenko 8.02; 4, Tejada 8.05; 5, Glory Alozie ESP 8.08; 6, Sarah Claxton GBR 8.15

Semi-finals (First 4 to final) (Mar 7)

Heat 1: 1, Felicien 7.83; 2, Hayes 7.83; 3, Golding-Clarke 7.86; 4, Ramalalanirina 7.98; 5, Jenny Kallur SWE 8.03; 6, Anay Tejada CUB 8.18; 7, Irina Shevchenko RUS 8.35; Aliuska López ESP DNF

Heat 2: 1, Devers 7.88; 2, Redóúmi 7.91; 3, Kallur 7.92; 4, Linda Ferga-Khodadin FRA 7.92; 5, Doreen Ennis-London JAM 7.97; 6, Natalya Kresova RUS 8.01; 7, Carmen Zamfir ROU 8.02; 8, Juliane Sprenger GER 8.05

Moscow 2006

Final (Mar 11)

1,	Derval O'Rourke	IRL	7.84	0.141
2,	Glory Alozie	ESP	7.86	0.151
3,	Susanna Kallur	SWE	7.87	0.140
4,	Danielle Carruthers	USA	7.88	0.157
5,	Kirsten Bolm	GER	7.93	0.166
6,	Lacena Golding-Clarke	JAM	7.94	0.139
7,	Damu Cherry	USA	7.95	0.155
8,	Jenny Kallur	SWE	7.98	0.170

Never a finalist in a major championship, O'Rourke had improved from 8.02 to 7.90 during the winter, but was not considered a medal prospect until edging Alozie 7.87 to 7.88 in her semi-final. The other semi-final was won by Bolm in 7.91, and as in the men's event just 0.09 separated the fastest and slowest qualifiers. In the final O'Rourke was away well, while Bolm was left in her blocks, despite her fast reaction time. O'Rourke kept ahead of the fast-finishing Alozie, and won by 0.02 seconds, becoming the first Irishwoman to win a world title indoors.

First round (First 4 & 4 fastest to semi-finals) (Mar 11)

Heat 1: 1, Golding-Clarke 7.98; 2, Carruthers 8.04; 3, Feng 8.04; 4, Bolm 8.05; 5, Nicole Ramalalanirina FRA 8.14; 6, Alexandra Kómmou GRE 8.14; 7, Olga Korsunova RUS 8.25

Heat 2: 1, Kallur 7.96; 2, Cherry 7.97; 3, Lamalle 8.02; 4, Trywiańska 8.04; 5, Claxton 8.07; 6, Maíla Paula Machado BRA 8.08; 7, Solène Eboulabeka CGO 8.88

Heat 3: 1, Freeman 7.90; 2, O'Rourke 7.93; 3, Alozie 8.03; 4, Tejada 8.05; 5, Kallur 8.06; 6, Pavly 8.07; 7, Faustin-Parker 8.08; 8, María Gabriela Carrillo ESA 9.14

Semi-finals (First 4 to final) (Mar 11)

Heat 1: 1, Bolm 7.91; 2, Golding-Clarke 7.94; 3, Kallur 7.95; 4, Carruthers 7.95; 5, Aurelia Trywiańska POL 7.97; 6, Adrianna Lamalle FRA 8.06; 7, Tatyana Pavly RUS 8.06; 8, Sarah Claxton GBR 8.19

Heat 2: 1, O'Rourke 7.87; 2, Alozie 7.88; 3, Kallur 7.93; 4, Cherry 7.96; 5, Nadine Faustin-Parker HAI 8.07; 6, Feng Yun CHN 8.12; 7, Anay Tejada CUB 8.25; 8, Michelle Freeman JAM 36.17 (fell)

Valencia 2008

Final (Mar 8)

1,	Lolo Jones	USA	7.80	0.161
2,	Candice Davis	USA	7.93	0.145
3,	Anay Tejada	CUB	7.98	0.184
4,	Lacena Golding-Clarke	JAM	8.01	0.227
5,	Aleksandra Antonova	RUS	8.02	0.165
6,	Yevgeniya Snigur	UKR	8.12	0.237
7,	Yuliya Kondakova	RUS	10.19	0.239
8,	Josephine Onyia	ESP	43.72 (fell)	0.253

Kallur was the big favorite, having run a world record 7.68 ahead of Jones (7.77) in Germany a month earlier. She was duly fastest in the heats with 7.87, but sadly had to withdraw from her semi-final with a hamstring problem. Jones ran 7.82 in her semi, 0.14 quicker than Tejada in the other race. The final saw Jones take a slight lead over Davis at the first hurdle, and gradually extend it to a one-and-a-half metre victory. Tejada won the battle for bronze when Onyia, a Nigerian-born Spaniard, hit the final hurdle and fell.

First round (First 3 & 4 fastest to semi-finals) (Mar 8)

Heat 1: 1, Kallur 7.87; 2, Golding-Clarke 8.01; 3, Berings 8.05; 4, Angela Whyte CAN 8.16; 5, Reina-Flor Okori FRA 8.18; 6, Glory Alozie ESP 8.19; 7, Esen Kızıldağ TUR 8.33

Heat 2: 1, Yanit 8.09; 2, Kondakova 8.13; 3, Billaud 8.20; 4, Yevgeniya Volodko BLR 8.27; 5, Toyin Augustus NGR 8.46; 6, Priscilla Lopes-Schliep CAN 8.66; 7, Fadwa Al-Boza SYR 9.06

Heat 3: 1, Tejada 7.93; =2, Cattaneo & Davis 8.02; 4, Bobková 8.08; 5, Davis 8.14; Flóra Redóúmi GRE

Heat 4: 1, Onyia 7.82; 2, Jones 7.96; 3, Antonova 8.05; 4, Claxton 8.12; 5, Snigur 8.16; 6, Denisa Ščerbová CZE 8.42; 7, Anne Möller DEN 8.54

Semi-finals (First 4 to final) (Mar 8)

Heat 1: 1, Jones 7.82; 2, Onyia 8.03; 3, Kondakova 8.01; 4, Snigur 8.06; 5, Micol Cattaneo ITA 8.10; 6, Nevin Yanit TUR 8.19; 7, Cindy Billaud FRA 8.19; 8, Miriam Bobková SVK 8.24

Heat 2: 1, Tejada 7.96; 2, Davis 7.99; 3, Golding-Clarke 8.00; 4, Antonova 8.07; 5, Sarah Claxton GBR 8.07; 6, Eline Berings BEL 8.10; 7, Kia Davis LBR 8.25; Susanna Kallur SWE DNS

Doha 2010

Final (Mar 13)

1,	LoLo Jones	USA	7.72	0.157
2,	Perdita Felicien	CAN	7.86	0.156
3,	Priscilla Lopes-Schliep	CAN	7.87	0.132
4,	Anay Tejada	CUB	7.91	0.144
5,	Ginnie Crawford	USA	7.97	0.150
6,	Vonette Dixon	JAM	7.99	0.269
7,	Lacena Golding-Clarke	JAM	8.02	0.159
8,	Tatyana Dektyareva	RUS	8.05	0.173

Lopes-Schliep and defending champion Jones were the two fastest pre-Doha with 7.82 and 7.85, but it was the Canadian who impressed with the fastest times in the first two rounds with 7.94 and 7.95. Her closest rival appeared to be her veteran teammate Felicien, who won her semi-final in 7.94, with Jones barely qualifying in 8.04 having stumbled after the second barrier. A couple of hours later Jones was a different athlete, leading from her second step and running a magnificent race to set a US and championship record of 7.72, then embark on euphoric celebrations. That made her the third-fastest woman in history and she became the first athlete to successfully defend in this event.

First round (First 3 & 4 fastest to semi-finals) (Mar 12)

Heat 1: 1, Crawford 8.07; 2, Škróbová 8.09; 3, Dektyareva 8.12; 4, Urech 8.15; 5, Gemma Bennett GBR 8.20; 6, Shantia Moss DOM 8.34

Heat 2: 1, Berings 8.00; 2, Vukicevic 8.01; 3, Felicien 8.04; 4, Fedoriva 8.05; 5, Yevgeniya Snigur UKR 8.22; 6, Aisseta Diawara FRA 8.32

Heat 3: 1, Lopes-Schliep 7.94; 2, Golding-Clarke 8.02; 3, Hildebrand 8.10; 4, Elisabeth Davin BEL 8.23; 5, Seun Adigun NGR 8.58; 6, Agustina Bawele INA 8.99

Heat 4: 1, Jones 7.95; 2, Dixon 8.04; 3, Tejada 8.11; 4, Decaux 8.14; 5, Talay 8.15; 6, Gertrude Lossou TGO 9.62

Semi-finals (First 4 to final) (Mar 13)

Heat 1: 1, Lopes-Schliep 7.94; 2, Dixon 7.94; 3, Dektyareva 7.99; 4, Crawford 7.99; 5, Christina Vukicevic NOR 8.02; 6, Nadine Hildebrand GER 8.17; 7, Alina Talay BLR 8.18; 8, Alice Decaux FRA 8.23

Heat 2: 1, Felicien 7.94; 2, Tejeda 7.95; 3, Golding-Clarke 8.01; 4, Jones 8.04; 5, Eline Berings BEL 8.05; 6, Aleksandra Fedoriva RUS 8.06; 7, Lisa Urech SUI 8.09; 8, Lucie Škrábáková CZE 8.13

Istanbul 2012

Final (Mar 10)

1,	Sally Pearson	AUS	7.73	0.136
2,	Tiffany Porter	GBR	7.94	0.237
3,	Alina Talay	BLR	7.97	0.237
4,	Sonata Tamošaitytė	LTU	8.03	0.183
5,	Eline Berings	BEL	8.08	0.145
6,	Nikkita Holder	CAN	8.09	0.208
7,	Beate Schrott	AUT	8.12	0.252
8,	Seun Adigun	NGR	8.33	0.155

Despite never having raced indoors, outdoor World Champion Pearson was the one to beat. She won her heat in 7.85, with no-one else that round quicker than 8.00. In the following race, 7.84 performer Castlin was a victim of the Istanbul acoustics, as she reacted to the gun in 0.427 and pulled up in her heat, wrongly thinking there had been a false start. In the final, Pearson blasted away from the field at the gun, and won going away in 7.73 to move into fourth on the all-time list.

First round (First 3 & 4 fastest to semi-finals) (Mar 9)

Heat 1: 1, Pearson 7.85; 2, Berings 8.03; 3, Holder 8.15; 4, O'Rourke 8.19; 5, Aleesha Barber TTO 8.35; 6, Cindy Roleder GER 8.35; 7, Rosa Rakotzoafy MAD 8.74

Heat 2: 1, Talay 8.11; 2, Morošanu 8.37; 3, Galitskaya 8.40; 4, Natalya Ivoninskaya KAZ 8.49; Vonetta Dixon JAM & Kristi Castlin USA DNF; (4,) Demetra Arachoviti CYP DQ (r40.9) (8.49)

Heat 3: 1, Porter 8.00; 2, Bakker 8.19; 3, Borsi 8.20; 4, Topilina 8.20; 5, Škrábáková 8.20; 6, Adigun 8.21; 7, Gorana Cvijetić BIH 8.89; 8, Ghofrane Mohamed SYR 9.15

Heat 4: 1, Caravelli 8.13; 2, Schrott 8.16; 3, Tamošaitytė 8.27; 4, Vanneisha Ivy USA 8.28; 5, Lee Yeon-Kyoung KOR 8.41; 6, Sun Yawei CHN 8.46; 7, Marina Tomić SLO 8.67; 8, Dipina Lim Prasad SIN 9.00

Semi-finals (First 4 to final) (Mar 10)

Heat 1: 1, Pearson 7.93; 2, Berings 8.03; 3, Holder 8.07; 4, Adigun 8.07; 5, Marzia Caravelli ITA 8.12; 6, Derval O'Rourke IRL 8.13; 7, Angela Morošanu ROU 8.24; 8, Yekaterina Galitskaya RUS 8.26

Heat 2: 1, Talay 7.99; 2, Porter 8.03; 3, Tamošaitytė 8.03; 4, Schrott 8.11; 5, Lucie Škrábáková CZE 8.18; 6, Sharona Bakker NED 8.18; 7, Veronica Borsi ITA 8.18; 8, Svetlana Topilina RUS 8.32

Sopot 2014

Final (Mar 8)

1,	Nia Ali	USA	7.80	0.140
2,	Sally Pearson	AUS	7.85	0.129
3,	Tiffany Porter	GBR	7.86	0.163
4,	Cindy Billaud	FRA	7.89	0.164
5,	Janay DeLoach	USA	7.90	0.172
6,	Cindy Roleder	GER	8.01	0.148
7,	Nadine Hildebrand	GER	8.02	0.166
8,	Yuliya Kondakova	RUS	8.08	0.152

Defending Champion Pearson was fastest in the rounds she was pipped by Ali in a high-class final where four women were quicker than 7.90. The Australian (lane 4) got the best start in the final, but was shadowed by Ali (lane 3) who edged in front on the run-in after Pearson knocked over the final barrier. Meanwhile, Porter came from behind to almost snatch the silver. "I stuffed it up" declared Pearson.

First round (First 3 & 4 fastest to Semi-finals) (Mar 7)

Heat 1: 1, Pearson 7.79; 2, Berings 7.95; 3, Roleder 8.03; 4, Hodde 8.07; 5, Morgan 8.10; 6, Nooralotta Neziri FIN 8.21; 7, Anastasiya Pilipenko KAZ 8.27

Heat 2: 1, Ali 7.87; 2, Lewis 7.91; 3, Caravelli 7.97; 4, Indira Spence JAM 8.14; 5, Gnima Faye SEN 8.15; 6, Hanna Plotitsyna UKR 8.15; 7, Yekaterina Galitskaya RUS 8.20

Heat 3: 1, Billaud 7.87; 2, DeLoach 8.01; 3, Kondakova 8.04; 4, Aerts 8.05; 5, Ivančević 8.10; 6, Matilda Bogdanoff FIN 8.12; 7, Lavonne Idlette DOM 8.16; 8, Sharon Kwarula PNG 8.71

Heat 4: 1, Porter 7.95; 2, Hildebrand 7.98; 3, Tomić 8.07; 4, Giulia Pennella ITA 8.16; 5, Urszula Bhebech POL 8.17; 6, Beate Schrott AUT 8.24; 7, Natalya Ivoninskaya KAZ 8.44

Semi-finals (First 4 to final) (Mar 8)

Heat 1: 1, Pearson 7.81; 2, DeLoach 7.93; 3, Porter 7.93; 4, Roleder 7.96; 5, Marzia Caravelli ITA 7.97; 6, Yvette Lewis PAN 8.00; 7, Andrea Ivančević CRO 8.09; 8, Sara Aerts BEL 8.10

Heat 2: 1, Ali 7.88; 2, Billaud 7.89; 3, Hildebrand 7.96; 4, Kondakova 8.03; 5, Marina Tomić SLO 8.05; 6, Eline Berings BEL 8.07; 7, Rosina Hodde NED 8.14; 8, Monique Morgan JAM 8.19

60 METRES HURDLES

Multiple Medalists:

3	Glory Alozie	NGR/ESP	99-2, 03-2, 06-2
2	Cornelia Oschkenat	GDR	87-1, 89-3
	Lyudmila Narozhilenko	URS	89-2, 91-1
	Aliuska López	CUB	91-3, 95-1
	Patricia Girard	FRA	93-3, 97-3=
	Olga Shishigima	KAZ	95-2, 99-1
	Michelle Freeman	JAM	97-1, 01-2
	Gail Devers	USA	03-1, 04-2
	Perdita Felicien	CAN	04-1, 10-2
	Lolo Jones	USA	08-1, 10-1
	Sally Pearson	AUS	12-1, 14-2
	Tiffany Porter	GBR	12-2, 14-3

Most Finals:

6	Laecna Golding/Clarke	JAM	01-8, 03-4, 04-6, 06-6, 08-4, 10-7
---	-----------------------	-----	------------------------------------

Most Appearances:

7	López	CUB/ESP	87-7, 89-4h2, 91-3, 93-5, 95-1, 97-4h4, 04-dnf/s1
---	-------	---------	---

National Placings:

	1	2	3	4	5	6	7	8	Points
USA	5	3	1+1=	4	3	2	3	1	117.5
FRA	-	2	4+1=	2	3	1	-	2	70.5
JAM	1	2	-	2	-	4	3	1	51
CAN	1	1	2	-	-	2	-	-	33
CUB	1	-	2	1	1	-	1	1	32
URS	2	1	-	1	-	1	-	-	31
GER	1	-	1	-	1	1	1	-	23
KAZ	1	1	-	1	-	-	-	-	20
GBR	-	1	1	-	1	1	-	-	20
ESP	-	2	-	-	-	1	-	1	18
USA	-	-	-	1	2	-	1	3	18
BUL	-	1	1	-	1	-	-	-	17
AUS	1	1	-	-	-	-	-	-	15
SUI	1	-	1	-	-	-	-	-	13
SLO	-	-	1	1	-	-	1	-	13
SWE	-	-	1	-	1	-	1	1	13
HUN	1	-	-	-	-	-	-	-	8
IRL	1	-	-	-	-	-	-	-	8
NGR	-	1	-	-	-	-	-	1	8
NED	-	-	-	-	1	1	-	-	7
ROU	-	-	-	-	1	1	-	-	7
BLR	-	-	1	-	-	-	-	-	6
LTU	-	-	-	1	-	-	-	-	5
BEL	-	-	-	-	1	-	-	-	4
UKR	-	-	-	-	-	1	-	-	3
AUT	-	-	-	-	-	-	1	-	2
GRE	-	-	-	-	-	-	1	-	2
Totals	16	16	15+2=	15	16	16	13	11	565

High Jump

Paris 1985

Straight Final (Jan 19: Non-championship)

1,	Stefka Kostadinova	BUL	1.97
2,	Susanne Lorentzon	SWE	1.94
=3,	Debbie Brill	CAN	1.90
	Danuta Bulkowska	POL	1.90
	Silvia Costa	CUB	1.90
6,	Marina Doronina	URS	1.90
7,	Chris Soetewey	BEL	1.85
8,	Jolanta Komsa	POL	1.85

=9, Madely Beaugendre FRA & Olga Turchak URS 1.85; 11, Katrena Johnson USA 1.80; 12, Orlane dos Santos BRA 1.80; 13, Diana Davies GBR 1.80; 14, Ni Xiuling CHN 1.75; 15, Deanne Bopf AUS 1.75; 16, Marianne Vikne NOR 1.75

Nineteen year-old Kostadinova beat a strong field with a perfect record up to and including 1.97. She then failed three times at 2.04. Susanne Lorentzon set a Swedish record in second place.

Indianapolis 1987

Final (Mar 8)

1,	Stefka Kostadinova	BUL	2.05WR
2,	Susanne Beyer	GDR	2.02
3,	Emilia Dragieva	BUL	2.00
4,	Tamara Bykova	URS	1.94
5,	Diana Davies	GBR	1.91
6,	Heike Redetzky	FRG	1.91
7,	Katrena Johnson	USA	1.91
8,	Olga Turchak	URS	1.91

=9, Rita Graves USA & Katalin Sterk HUN 1.88; =11, Urszula Kielan POL & Megumi Sato JPN 1.85; 13, Elzbieta Trylińska POL 1.80

For the first time, three women cleared two metres in the same competition. Dragieva made 2.00 at her first attempt before missing out at 2.02. Beyer-Helm and Kostadinova made 2.02 on their first and second attempts respectively.

Beyer-Helm retired, leaving Kostadinova to try to add one centimetre to her world record of 2.04. This she did at the second attempt to duplicate her Paris victory. It was her 44th win from 45 contests.

Budapest 1989

Final (Mar 5)

1,	Stefka Kostadinova	BUL	2.02
2,	Tamara Bykova	URS	2.00
3,	Heike Redetzky	FRG	1.94
4,	Biljana Petrović	YUG	1.94
5,	Jan Wohlschlag	USA	1.91
6,	Gai Kapernick	AUS	1.91
7,	Madely Beaugendre	FRA	1.91
8,	Olga Turchak	URS	1.91

9, Yolanda Henry USA 1.91; 10, Alina Astafei ROU 1.91; 11, Hanne Haugland NOR 1.88; 12, Natalja Jonckheere BEL 1.88; =13, Maryse Ewanje-Epée FRA, Dimitrinka Borislavova BUL & Megumi Sato JPN 1.85; 16, Kristina Solti HUN 1.85; 17, Kim Hee-Sun KOR 1.85; 18, Christina Fink MEX 1.80; Sun Chun-yueh TPE NH

Two of history's most successful jumpers, Kostadinova and Bykova, were the only ones to succeed at 1.97. The Bulgarian had the edge, with no failures and she continued the sequence at 2.00 and 2.02 while Bykova went out at 2.02 after making 2.00 on her third try. Kostadinova, who had only competed once before that winter due to injury, had several centimetres to spare in her 2.02 clearance but failed at 2.05. She became the first athlete to win three consecutive world indoor titles.

Qualifying round (1.84 or top 12 to final) (Mar 4)

Qualifiers: Astafei, Beaugendre, Bykova, Ewanje-Epée, Fink, Haugland, Kim, Henry, Jonckheere, Kapernick, Kostadinova, Borislavova, Petrović, Redetzky, Sato, Solti, Sun, Turchak & Wohlschlag 1.84
Non-qualifier: Niki Bakoyianni GRE 1.79

Seville 1991

Final (Mar 9)

1,	Heike Henkel	GER	2.00
2,	Tamara Bykova	URS	1.97
3,	Heike Balck	GER	1.94
4,	Yolanda Henry	USA	1.91
5,	Debbie Marti	GBR	1.91
=6,	Donata Jancewicz	POL	1.88
	Yelena Rodina	URS	1.88
=8,	Svetlana Leseva	BUL	1.88
	Orlane dos Santos	BRA	1.88

10, Beata Holub POL 1.88; 11, Angie Bradburn USA 1.88; 12, Hanne Haugland NOR 1.88; 13, Sárka Nováková TCH 1.85; 14, Maria del Mar Martínez ESP 1.85; 15, Katja Kilpi FIN 1.80

Henkel, sixth in 1987 and third in 1989, progressed to World Indoor Champion with a first-time clearance at 2.00.

Qualifying round (1.87 or top 12 to final) (Mar 8)

Qualifiers: Bykova, Bradburn, Jancewicz, Henkel, Rodina, Henry, Santos, Martínez, Nováková, Holub, Haugland, Leseva, Balck, Kilpi, & Marti 1.87
Non-qualifiers: Antonella Bevilacqua ITA, Gai Kapernick AUS, Judit Kovács HUN, Biljana Petrović YUG & Megumi Sato JPN 1.84; Thordis Gísladóttir ISL, Barbara Mencik FRA, Tania Murray NZL & Alena Varcholová TCH 1.80; Niki Bakoyianni GRE & Margarida Moreno AND 1.75

Toronto 1993

Final (Mar 13)

1,	Stefka Kostadinova	BUL	2.02
2,	Heike Henkel	GER	2.02
3,	Inga Babakova	UKR	2.00
4,	Alina Astafei	ROU	1.97
5,	Alison Inverarity	AUS	1.97
6,	Ioamnet Quintero	CUB	1.97
=7,	Angie Bradburn	USA	1.94
	Silvia Costa	CUB	1.94

9, Jo Jennings GBR 1.94; 10, Tatyana Shevchik BLR 1.91; 11, Nelė Žilinskienė LTU 1.88; =12, Marion Goldkamp GER & Yevgeniya Zhdanova RUS 1.85; 14, Inna Gliznuta MDA 1.85

The only two women to have won this title provided a memorable clash in which Kostadinova became the first woman to beat Henkel at a championship since the 1989 world indoors, and the first athlete to accumulate four world indoor wins. Both women cleared 2.02 on their third try but the title went to Bulgaria because Henkel had failed once at 2.00.

Qualifying round (1.92 or top 12 to final) (Mar 12)

Qualifiers: Quintero 1.92; Astafei, Babakova, Bradburn, Costa, Henkel, Kostadinova, Shevchik, Zhdanova, Žilinskienė, Goldkamp, Inverarity, Jennings 1.90 & Gliznuta 1.90
Non-qualifiers: Britta Bilač SLO 1.88; Olga Bolshova MDA 1.88; Valentina Gotovska LAT 1.86; Antonella Bevilacqua ITA & Judit Kovács HUN 1.86; Niki Bakoyianni GRE 1.86; Sieglinde Cadusch SUI 1.83; Yolanda Henry USA 1.79; Debbie Marti GBR 1.79; Thordis Gísladóttir ISL 1.79

Barcelona 1995

Final (Mar 11)

1,	Alina Astafei	GER	2.01
2,	Britta Bilač	SLO	1.99
3,	Heike Henkel	GER	1.99
4,	Tatyana Motkova	RUS	1.96
5,	Yelena Gulyayeva	RUS	1.96
6,	Tatyana Shevchik	BLR	1.96
7,	Tisha Waller	USA	1.93
8,	Sigrid Kirchmann	AUT	1.93

=9, Hanne Haugland NOR & Natalja Jonckheere BEL 1.93; 11, Monica Iagăr ROU 1.90; 12, Svetlana Leseva BUL 1.85; 13, Kajsa Bergqvist SWE 1.85; Yolanda Henry USA NH

Since her fourth place in Toronto, Astafei had moved to Mainz and acquired German citizenship. She made a perfect start to her international career for her new country. She had no failures until 2.05, by which time she had outjumped everyone else.

Qualifying round (1.92 or top 12 to final) (Mar 10)

Group A qualifiers: Henry & Bergqvist 1.90
Non-qualifiers: Sieglinde Cadusch SUI, Svetlana Zalevskaia KAZ, Sárka Makovková CZE, Monika Gollner AUT, Emelie Färdigh SWE & Tania Dixon NZL 1.85; Carlotta Castrejana ESP, Niki Gávera GRE, Svetlana Mukova UZB, Niki Bakoyianni GRE, Valentina Gotovska LAT & Laura Sharpe IRL 1.80; Viktoriya Stypolina UKR NH
Group B qualifiers: Motkova, Gulyayeva, Bilač, Henkel, Astafei, Shevchik, Iagăr, Waller & Haugland 1.92; Jonckheere, Leseva, Kirchmann 1.90
Non-qualifiers: Olga Bolshova MDA & Venelina Veneva BUL 1.85; Ioamnet Quintero CUB 1.80

Paris 1997

Final (Mar 8)

1,	Stefka Kostadinova	BUL	2.02
2,	Inga Babakova	UKR	2.00
3,	Hanne Haugland	NOR	2.00
4,	Alina Astafei	GER	1.95
5,	Ioamnet Quintero	CUB	1.95
6,	Nelė Žilinskienė	LTU	1.95
7,	Viktoriya Fyodorova	RUS	1.95
8,	Kajsa Bergqvist	SWE	1.95

=9, Yuliya Lyakhova RUS 1.90; Monica Iagăr ROU 1.90; Olga Bolshova MDA 1.90; 12, Britta Bilač SLO 1.90; 13, Debbie Marti GBR 1.85

Former champion Kostadinova was obviously back to her best. Three women cleared 2.00 first time, the Bulgarian by a comfortable margin. It was no surprise that she was the only one to succeed at 2.02. She gestured at once for the bar to be raised to a world record of 2.08. The crowd, which had stayed behind after all the other day's events were over, were treated to three progressively closer failures.

Kostadinova therefore made it five world indoor wins out of five, a unique achievement at the time and matched only by Cuban long jumper Iván Pedrosa in 2001.

Qualifying round (1.95 or top 12 to final) (Mar 7)

Group A qualifiers: Babakova 1.95; Astafei, Lyakhova, Bolshova & Bergqvist 1.93; Iagăr 1.90

Non-qualifiers: Zuzana Kováčiková CZE 1.90; Zhang Liwen CHN, Sieglinde Cadusch SUI & Svetlana Zalevskaya KAZ 1.85; Michelle Dunkley GBR, Karol Jenkins USA & Solange Witteveen ARG 1.80

Group B qualifiers: Quintero, Kostadinova, Bilač, Fyodorova, Žilinskienė & Haugland 1.93; Debbie Marti GBR 1.90

Non-qualifiers: Angie Bradburn USA & Pia Zinck DEN 1.90; Mária Melová SVK 1.85; Irina Mikhailchenko UKR & Dóra Györfly HUN 1.80

=5,	Dóra Györfly	HUN	1.93
	Vita Palamar	UKR	1.93
7,	Ruth Beitía	ESP	1.93
8,	Monica Iagăr	ROU	1.93

9, Svetlana Zalevskaya KAZ 1.90; 10, Marta Mendía ESP 1.90; 11, Yelena Gulyayeva RUS 1.90; 12, Yuliya Lyakhova RUS 1.85; 13, Elena Herzenberg GER 1.80

Four of the 13 finalists cleared 1.96. Two – Bergqvist and Babakova – went on to succeed with their first attempts at 1.98. The 35 year-old Ukrainian was in pole position as she had no failures to this point, whereas the Swede had missed once at 1.93. Fortunes were reversed at 2.00, which Bergqvist cleared first time while Babakova needed three tries. Bergqvist therefore became the first woman athlete from her country to win a world indoor title.

Birmingham 2003

Final (Mar 16)

1,	Kajsa Bergqvist	SWE	2.01
2,	Yelena Yelesina	RUS	1.99
3,	Anna Chicherova	RUS	1.99
4,	Blanka Vlašić	CRO	1.96
=5,	Ruth Beitía	ESP	1.96
	Irina Mikhailchenko	UKR	1.96
7,	Tisha Waller	USA	1.96
8,	Inga Babakova	UKR	1.92

9, Oana Pantelimon ROU 1.92; 10, Amy Acuff USA 1.92

The standard was fierce with a record 10 women clearing 1.95 in the qualifying round. The defending champion and favourite Bergqvist was only the 10th of these. She had two failures and left the bar wobbling on the third, but in the next day's final it was a different story.

Seven women were still in as the bar went up to 1.99, with only Bergqvist and Vlašić without failure. Bergqvist was over first time again and the Russians Yelesina and Chicherova made it on their second go. Vlašić failed twice and then tried unsuccessfully for 2.01, so she was consigned to fourth place. Jumping before the Russians, Bergqvist maintained her perfect record. Her two opponents failed so the Swede won without missing once.

Qualifying round (1.95 or top 8 to final)

Group A qualifiers: Babakova, Pantelimon & Acuff 1.95

Non-qualifiers: Susan Jones GBR 1.93; Tatyana Yefimenko KGZ, Anna Ksook POL & Elena Herzenberg GER 1.90; Marina Korzhova KAZ 1.87; Yoko Hunnicut JPN NH

Group B qualifiers: Mikhailchenko, Waller, Yelesina, Beitía, Vlašić, Chicherova, Bergqvist 1.95

Non-qualifiers: Iva Strakova CZE & Dóra Györfly HUN 1.90

Maebashi 1999

Straight Final (Mar 5)

1,	Kristina Kalcheva	BUL	1.99
2,	Zuzana Hlavoňová	CZE	1.96
3,	Tisha Waller	USA	1.96
4,	Monica Dinescu	ROU	1.93
5,	Mária Melová	SVK	1.93
6,	Yuliya Lyakhova	RUS	1.90
7,	Viktoriya Seryogina	RUS	1.90
8,	Miki Imai	JPN	1.85

At 1.93, it was a surprise to see the two women with the highest jumps of the year – Dinescu and Lyakhova – fail with their first tries. Dinescu made it on her second try but the Russian went out. Waller and Hlavoňová went into the lead with their first-time successes.

At 1.96, Kalcheva went over first time as did Hlavoňová. The Czech therefore moved in front as Kalcheva had more earlier failures. Of the others only Waller made 1.96 on her third try, though Dinescu was agonisingly close.

The three guaranteed medallists progressed to 1.99. All failed first time, though Waller was close. Kalcheva – who had already twice improved her indoor best of 1.92 – then barely touched the bar with a successful clearance. The others failed, leaving Kalcheva to score Bulgaria's sixth victory in the event; the other five belonging to the great Stefka Kostadinova, now retired.

Lisbon 2001

Straight Final (Mar 9)

1,	Kajsa Bergqvist	SWE	2.00
2,	Inga Babakova	UKR	2.00
3,	Venelina Veneva	BUL	1.96
4,	Amy Acuff	USA	1.96

Budapest 2004

Final (Mar 7)

1,	Yelena Slesarenko	RUS	2.04
2,	Anna Chicherova	RUS	2.00
3,	Blanka Vlašić	CRO	1.97
4,	Vita Palamar	UKR	1.97
5,	Daniela Rath	GER	1.97
6,	Marta Mendía	ESP	1.94
7,	Venelina Veneva	BUL	1.94
8,	Viktoriya Styopina	UKR	1.91

Five women went over 1.97 in the final with Vlašić and Slesarenko the only ones with no failures. At 2.00 only the Russians were successful, each with their second attempts. The first of the two to go at 2.02, Chicherova, failed then her compatriot went over straight away to set a personal best. Chicherova failed again then went for 2.04. She missed but even a clearance by her would not have been enough to win because Slesarenko again succeeded, without touching to set a new Russian record. "I'm a very emotional jumper," said the winner.

Qualifying round (1.96 or top 8 to final) (Mar 6)

Qualifiers: Chicherova, Palamar, Slesarenko, Styopina, Veneva, Vlašić, Mendia & Rath 1.96

Non-qualifiers: Ruth Beitia ESP & Monica Iagăr ROU 1.93; Antonella Bevilacqua ITA 1.90; Petrina Price AUS, Romary Riřka MEX, Oana Pantelimon ROU, Zuzana Hlavová CZE & Melanie Skotnik GER 1.86; Tia Hellebaut BEL DNS

Moscow 2006**Final (Mar 12)**

1,	Yelena Slesarenko	RUS	2.02
2,	Blanka Vlašić	CRO	2.00
3,	Ruth Beitia	ESP	1.98
4,	Yekaterina Savchenko	RUS	1.98
5,	Antonietta Di Martino	ITA	1.96
6,	Tia Hellebaut	BEL	1.96
7,	Vita Styopina	UKR	1.96
8,	Chaunté Howard	USA	1.94

The importance of clearing qualifying heights first time was emphasized when Mendia and Straková achieved 1.93 the second and third time respectively, but failed to make the eight-athlete final. Olympic Champion Slesarenko also cleared 1.93 on her second attempt, but then made 1.96 to guarantee qualification.

The final saw the bar reach 2.00 before any medals were decided. Slesarenko, Vlašić and Beitia had no misses at that point, while Savchenko had cleared 1.98 at her third attempt. Only Vlašić (on her second attempt) and Slesarenko (on her third) made 2.00, and the elegant Russian retained her world title after her first-time clearance at 2.02. It was a pity that the new world indoor record holder (at 2.08) Kajsa Bergqvist was absent.

Qualifying round (1.96 or top 8 to final) (Mar 11)

Qualifiers: Vlašić, Hellebaut, Beitia, Slesarenko, Styopina, Savchenko 1.96; Di Martino & Howard 1.93

Non-qualifiers: Marta Mendia ESP & Iva Straková CZE 1.93; Dóra Györfy HUN, Barbora Laláková CZE, Amy Acuff USA & Emma Green SWE 1.90; Iryna Kovalenko UKR & Tatyana Yefimenko KGZ 1.86; Catherine Ibargüen COL 1.81

Valencia 2008**Final (Mar 9)**

1,	Blanka Vlašić	CRO	2.03
2,	Yelena Slesarenko	RUS	2.01
3,	Vita Palamar	UKR	2.01
4,	Ruth Beitia	ESP	1.99
5,	Marina Aitova	KAZ	1.95
6,	Amy Acuff	USA	1.95
7,	Yekaterina Savchenko	RUS	1.93
=8,	Iva Straková	CZE	1.93
	Ariane Friedrich	GER	1.93

World Champion outdoors Vlašić was the favourite, having jumped 2.05 a week earlier. She was faultless until a miss at 2.03. By that time the medals had been determined. Slesarenko – the reigning champion – was in second place, having had one miss at 1.93 and 1.95. Palamar had equalled her lifetime best set five years earlier, clearing 2.01 at her final attempt, wresting the bronze from Beitia, who until 2.01 had been tied with Vlašić. The Croatian cleared 2.03 at her second attempt before unsuccessfully attempting 2.09. Vlašić's win gave her the perfect progression from fourth in 2003, third in 2004 and second in 2006. Hers was the first ever world indoor gold by a Croatian.

Qualifying round (1.96 or top 8 to final) (Mar 8)

Qualifiers: Beitia, Aitova, Vlašić, Slesarenko, Friedrich & Palamar 1.96; Straková, Acuff & Savchenko 1.93

Non-qualifiers: Antonietta Di Martino ITA 1.93; Zheng Xingjuan CHN & Romary Riřka MEX 1.90; Yekaterina Yevseyeva KAZ, Emma Green SWE & Nicole Forrester CAN 1.86; Barbora Laláková CZE & Tatyana Yefimenko KGZ 1.81; Tia Hellebaut BEL DNS

Doha 2010**Final (Mar 13)**

1,	Blanka Vlašić	CRO	2.00
2,	Ruth Beitia	ESP	1.98
3,	Chaunté Lowe	USA	1.98
4,	Svetlana Shkolina	RUS	1.96
=5,	Zheng Xingjuan	CHN	1.94
	Emma Green	SWE	1.94
=7,	Marina Aitova	KAZ	1.91
	Nadiya Dusanova	UZB	1.91
9,	Iva Straková	CZE	1.91

Vlašić had jumped 2.06 before the championships and was hot favourite to win. The tall (1.93) Croatian duly lived up to her billing, being the only jumper to clear 2.00. She won from Beitia, who had only one miss before 2.00, and Lowe, who only made the final when officials decided to take nine at 1.92 rather than continue the qualifying round to 1.95 just to eliminate one more woman. Vlašić, like Meseret Defar and Lolo Jones, repeated her gold medal performance from 2008.

Qualifying round (1.95 or top 8 to final) (Mar 12)

Qualifiers: Vlašić, Beitia, Aitova, Straková, Shkolina, Green, Zheng, Dusanova & Lowe 1.92

Non-qualifiers: Anna Iljuštěnko EST, Stine Kufaa NOR & Irina Gordeyeva RUS 1.89; Petrina Price AUS, Meike Kröger GER, Olena Demydova UKR, Airiné Palsýté LTU, Vikki Hubbard GBR, Deirdre Ryan IRL & Venelina Veneva BUL 1.85; Anna Ustinova KAZ 1.81

Istanbul 2012**Final (Mar 10)**

1,	Chaunté Lowe	USA	1.98
=2,	Antonietta Di Martino	ITA	1.95
	Anna Chicherova	RUS	1.95
	Ebba Jungmark	SWE	1.95
5,	Tia Hellebaut	BEL	1.95
6,	Ruth Beitia	ESP	1.95
7,	Esthera Petre	ROU	1.92
8,	Svetlana Radzivil	UZB	1.92

At 1.98 everything changed, as fifth-placed Lowe cleared that height first time, while none of the other four in at that stage were successful. Outdoor World Champion Chicherova shared the silver medal with Jungmark and Di Martino, with comebacking Olympic Champion Hellebaut losing out on countback.

Qualifying round (1.95 or top 8 to final) (Mar 9)

Qualifiers: Chicherova, Jungmark, Di Martino, Lowe, Radzivil & Hellebaut 1.95; Beitia & Petre 1.92

Non-qualifiers: Airiné Palsýté LTU, Irina Gordeyeva RUS & Emma Green Tregaro SWE 1.92; Anna Iljuštěnko EST, Zheng Xingjuan CHN, Ana Šimić CRO, Levern Spencer LCA & Tonje Angelsen NOR 1.88; Oksana Okuneva UKR & Marina Aitova KAZ 1.83; Venelina Veneva-Mateeva BUL & Inika McPherson USA NH

Sopot 2014**Final (Mar 8)**

=1,	Mariya Kuchina	RUS	2.00
	Kamila Lićwinko	POL	2.00
3,	Ruth Beitia	ESP	2.00
4,	Justyna Kasprzycka	POL	1.97
5,	Emma Green	SWE	1.94
6,	Blanka Vlašić	CRO	1.94
7,	Levern Spencer	LCA	1.94
=8,	Marie-Laurence Jungfleisch	GER	1.90
	Nafissatou Thiam	BEL	1.90

Two metres proved to be the key height in the final, because only three women were successful, first Kuchina, then Lićwinko and Beitia, who was competing at her eighth successive World Indoor Championships.

The Spanish veteran had the best clearance but only did it on her second try. All three failed at 2.02, which meant that the 35 year-old Spaniard would be third with the other two tied for first on countback. Both the Pole and the Russian had perfect records except for a single failure at 1.97.

Rather than embarking on a jump-off – and on the advice of her husband/coach Michal – Lićwinko opted to share the gold as allowed by IAAF rule 181.8d. Kuchina agreed, though later said she regretted the decision, claiming that she was unaware of the rules and felt “so very tired and empty” at the time. “There was nobody to help me from the stands,” she complained.

This was the first-ever instance of a shared IAAF World Championship title, and the first world indoor gold won by a Polish woman.

Qualifying round (1.95 or top 8 to final) (Mar 7)

Qualifiers: Beitia, Kuchina, Jungfleisch, Spencer, Lićwinko, Kasprzycka & Green 1.95; Vlačić & Thiam 1.92

Non-qualifiers: Iryna Herashchenko UKR, Airinė Palšytė LTU; Inika McPherson USA & Irina Gordeyeva RUS 1.92; Svetlana Radzivil UZB, Anna Iľjuštenko EST & Ana Šimić CRO 1.88; Nadezhda Dusanova UZB 1.84

HIGH JUMP

Multiple Medalists:

5	Stefka Kostadinova	BUL	85-1, 87-1, 89-1, 93-1, 97-1
4	Heike Redetzky/Henkel	FRG/GER	89-3, 91-1, 93-2, 95-3
	Blanka Vlašić	CRO	04-3, 06-2, 08-1, 10-1
3	Inga Babakova	UKR	93-3, 97-2, 01-2
	Anna Chicherova	RUS	03-3, 04-2, 12-2=
	Yelena Slesarenko	RUS	04-1, 06-1, 08-2
	Ruth Beitia	ESP	06-3, 10-2, 14-3
2	Tamara Bykova	URS	89-2, 91-2
	Kajsa Bergqvist	SWE	01-1, 03-1
	Chaunté Lowe	USA	10-3, 12-1

Most Finals:

6	Beitia	01-7, 03-5=, 06-3, 08-4, 10-2, 12-6
---	--------	-------------------------------------

Most Appearances:

7	Beitia	01-7, 03-5=, 04-9Q, 06-3, 08-4, 10-2, 12-6
---	--------	--

National Placings:

	1	2	3	4	5	6	7	8	Points
RUS	2+1=	3+1=	1	3	1	1	3	-	84.5
BUL	6	-	2	-	-	-	1	1=	62.5
GER	2	2	3	1	1	1	-	2=	61
USA	1	-	2	2	1	1	3+1=	1	45.5
UKR	-	2	2	1	2=	-	1	2	42
SWE	2	1+1=	-	-	1+1=	-	-	1	37.5
CRO	2	1	1	1	-	1	-	-	37
ESP	-	1	2	1	1=	2	1	-	35.5
URS	-	2	-	1	-	1+1=	-	2	26.5
POL	1=	-	1=	1	-	1=	-	1	21
CUB	-	-	1=	-	1	1	1=	-	13.5
ROU	-	-	-	2	-	-	1	1	13
ITA	-	1=	-	-	1	-	-	-	10
BEL	-	-	-	-	1	1	1	1=	9.5
GBR	-	-	-	-	2	-	-	-	8
CZE	-	1	-	-	-	-	-	1=	7.5
SLO	-	1	-	-	-	-	-	-	7
AUS	-	-	-	-	1	1	-	-	7
NOR	-	-	1	-	-	-	-	-	6
KAZ	-	-	-	-	1	-	1=	-	5.5
CAN	-	-	1=	-	-	-	-	-	5
YUG	-	-	-	1	-	-	-	-	5
SVK	-	-	-	-	1	-	-	-	4
CHN	-	-	-	-	1=	-	-	-	3.5
HUN	-	-	-	-	1=	-	-	-	3.5
BLR	-	-	-	-	-	1	-	-	3
LTU	-	-	-	-	-	1	-	-	3
UZB	-	-	-	-	-	-	1=	1	2.5
FRA	-	-	-	-	-	-	1	-	2
LCA	-	-	-	-	-	-	1	-	2
AUT	-	-	-	-	-	-	-	1	1
JPN	-	-	-	-	-	-	-	1	1
BRA	-	-	-	-	-	-	-	1=	0.5
Totals	15+2=	14+3=	14+3=	14	12+6=	12+2=	13+4=	11+6=	576

Pole Vault

Paris 1997

Final (Mar 9)

1,	Stacy Dragila	USA	4.40=WR
2,	Emma George	AUS	4.35
3,	Cai Weiyan	CHN	4.35
4,	Sun Caiyun	CHN	4.20
5,	Daniela Bártová	CZE	4.20
6,	Svetlana Abramova	RUS	4.10
7,	Eszter Szemerédi	HUN	4.10
8,	Vala Flosadóttir	ISL	4.00
9,	Anzhela Balakhonova	UKR	4.00; 10, Amandine Homo
	Szabó	HUN	3.70; Maria Carla Bresciani
		ITA	NH

World record holder George was the big favourite for the first ever world women's pole vault gold, and cleared 4.00 in qualifying with about 60cm to spare. In the final, she had an excellent first-time clearance at 4.35. Cai also made it on her third attempt, while Dragila needed three tries.

At 4.40, George's world record height, both Cai and George failed but Dragila, who had already set two national records, went into the lead with a superb first-time success. Cai went out at the height. George failed again and so took her last try, unsuccessfully, at 4.45.

It was later clarified that Dragila would not be eligible for a world record bonus as she had only matched and not bettered the existing mark.

Qualifying round (4.10 or top 12 to final) (Mar 8)

Group A qualifiers: Bártová, Sun & Abramova 4.10; Szemerédi, Homo & Flosadóttir 4.00

Non-qualifiers: Gabriela Mihalcea ROU & Sabine Schulte GER 3.90; Doris Auer AUT, Janine Whitlock GBR, Melissa Price USA & Anita Tomulevski NOR 3.70; Trista Bernier CAN 3.50; Alejandra García ARG NH

Group B qualifiers: George 4.10; Cai, Dragila, Balakhonova & Bresciani 4.00; Szabó 3.90

Non-qualifiers: Yelena Belyakova RUS, Sophie Zubiolo BEL & Rhian Clarke GBR 3.90; Sárka Mládková CZE 3.70; Dana Cervantes ESP 3.70; Nicole Humbert GER 3.70; Cassandra Kelly NZL 3.70; Linda Meziani FRA 3.70

Maebashi 1999

Straight Final (Mar 5)

1,	Nastja Ryshich	GER	4.50
2,	Vala Flosadóttir	ISL	4.45
=3,	Nicole Humbert	GER	4.35
	Zsuzsa Szabó	HUN	4.35
5,	Melissa Mueller	USA	4.35
6,	Emma George	AUS	4.35
7,	Pavla Hamáčková	CZE	4.35
8,	Stacy Dragila	USA	4.35
=9,	Tatiana Grigorieva	AUS	4.20; 11, Monika Pyrek
	POL	4.20; =12, Janine Whitlock	
	GBR, Marie Poissonnier	FRA & Masumi Ono	
	JPN 4.20; 15, Amandine Homo	FRA 4.20; 16, Cai Weiyan	
	CHN 4.05; =17, Yeoryia Tsiligiri		
	GRE & Monique de Witt	NED 4.05; 19, Maria Mar Sánchez	
	ESP 4.05; 20, Tanya Koleva	BUL 4.05; 21, Yelena Belyakova	
	RUS 4.05; 22, Sun Caiyun	CHN 3.85; Gabriela Mihalcea	
	ROU DNS		

A telling statistic of this mammoth contest was that it took precisely one hour for the first of the 23 contestants to be eliminated. Twenty-one were still in at 4.20, and of the 15 who attempted 4.35, eight were successful. Szabó and the German pair of Ryshich and Humbert, also made it on their first attempts. The world outdoor record holder George and defending champion Dragila all needed three.

At 4.45, Flosadóttir was the only one to clear first time. In the second round, George withdrew with an injury to her right hamstring while Ryshich went clear. Everyone else went out at 4.45 then Ryshich and Flosadóttir each had two losses at 4.50. On her third attempt Ryshich (aka Ryjikh, later Reiberger) brushed the bar as she went over, but her speed and flexibility kept her from dislodging it on her descent.

Lisbon 2001**Straight Final (Mar 9)**

1,	Pavla Hamáčková	CZE	4.56
=2,	Svetlana Feofanova	RUS	4.51
	Kellie Suttle	USA	4.51
4,	Stacy Dragila	USA	4.51
5,	Tania Koleva	BUL	4.35
6,	Yvonne Buschbaum	GER	4.25
7,	Yelena Isinbaeva	RUS	4.25
	Anzhela Balakhonova	UKR	NH

The standard was high with 4.51 proving insufficient for a medal. Surprisingly, it was world record holder Dragila who missed out. She had cleared 4.70 in training but when it mattered she failed three times at 4.56. Suttle also went out at that height, but on countback placed ahead of her better-known compatriot.

Despite having her left shoulder elaborately taped, European Indoor Champion Hamáčková broke the Czech record first with 4.51, then with a first-time success at a championship record of 4.56. Passing that height was Feofanova, and she then joined the Czech in attempting 4.61. Much to her disappointment, the Russian's gamble did not pay off. Neither woman could clear 4.61, so Hamáčková took the gold with Feofanova and Suttle sharing the silver.

Birmingham 2003**Final (Mar 16)**

1,	Svetlana Feofanova	RUS	4.80WR
2,	Yelena Isinbaeva	RUS	4.60
3,	Monika Pyrek	POL	4.45
4,	Kellie Suttle	USA	4.45
5,	Annika Becker	GER	4.45
=6,	Tania Koleva	BUL	4.35
	Anna Rogowska	POL	4.35

Vanessa Boslak FRA NH

Dragila raised the world record to 4.78 12 days before the championships and had been near to 4.88 (16 feet) in training, so it was a shock that she could not even clear her opening height of 4.30 in the qualifying round. In fact she barely seemed to attempt a clearance. There was from the American other than "it's been a bad day at work".

The Russians Feofanova and Isinbaeva dominated the final. Prior to Dragila's 4.78, Feofanova had set world records 4.76 and 4.77 earlier in 2003, both times in Britain. Each woman cleared 4.60, then Isinbaeva faltered at 4.65 whereas Feofanova made it first time. After seeing her compatriot then clear 4.70 easily, Isinbaeva passed her remaining two tries for 4.75. However, Feofanova cleared that height too at the first try and a dispirited Isinbaeva went out.

At the world record height of 4.80, Feofanova failed for the first time. On her second try, she knocked the bar with her thighs on the way up but then happened to steady the crossbar with her chest on her descent. The bar stayed up and she collected a bonus prize of \$50,000.

Qualifying round (4.35 or top 8 to final) (Mar 15)

Group A qualifiers: Boslak & Koleva 4.35

Non-qualifiers: Kirsten Belin SWE & Krisztina Molnár HUN 4.25; Naroa Agirre ESP & Natalya Kushch UKR 4.10; Monique De Wit NED, Gao Shuying CHN & Marie Poissonnier FRA NH

Group B qualifiers: Feofanova, Isinbaeva, Pyrek, Becker, Rogowska & Suttle 4.35

Non-qualifiers: Thörey Elisdóttir ISL 4.30; Stacy Dragila USA NH

Budapest 2004**Final (Mar 6)**

1,	Yelena Isinbaeva	RUS	4.86WR
2,	Stacy Dragila	USA	4.81
3,	Svetlana Feofanova	RUS	4.70
4,	Jillian Schwartz	USA	4.60

=5,	Vanessa Boslak	FRA	4.50
	Monika Pyrek	POL	4.50
7,	Anna Rogowska	POL	4.40
8,	Nastja Ryshich	GER	4.40

This was the greatest women's pole vault contest yet, with the best three women in the world – Feofanova, Dragila and Isinbaeva – contesting the medals. All three cleared 4.70 the first time, leaving Schwartz in fourth place despite her excellent personal best of 4.60. The bar went up to 4.76 and Feofanova failed once but the other two made it on their first attempts.

At 4.81 Feofanova went out, Isinbaeva made it on her second try and Dragila on her third. This meant that two women would be attempting the absolute world record height of 4.86. The American went first and missed, but Isinbaeva then produced a beautiful vault with plenty to spare. She had earned a \$50,000 award, but the competition was not quite over as Dragila passed to 4.91 for her remaining attempts. She failed, as did Isinbaeva at both that height once and 5.00. "I think that five metres can be reached shortly and I hope I will set that record," said the charismatic Russian.

Qualifying round (4.45 or top 8 to final) (Mar 5)

Qualifiers: Feofanova 4.45; Boslak, Isinbaeva, Pyrek, Rogowska & Schwartz 4.40; Dragila 4.35; Ryshich 4.30

Non-qualifiers: Carolin Hingst GER, Yeoryia Tsiligiri GRE, Dana Cervantés ESP & Hanna-Mia Persson SWE 4.30; Gao Shuying CHN, Naroa Agirre ESP, Thörey Elisdóttir ISL & Melina Hamilton NZL 4.20; Katerina Badurova CZE 4.10, Stephanie McCann CAN NH

Moscow 2006**Final (Mar 11)**

1,	Yelena Isinbaeva	RUS	4.80
2,	Anna Rogowska	POL	4.75
3,	Svetlana Feofanova	RUS	4.70
4,	Monika Pyrek	POL	4.65
5,	Vanessa Boslak	FRA	4.65
6,	Naroa Agirre	ESP	4.50
7,	Kellie Suttle	USA	4.40
8,	Silke Spiegelburg	GER	4.30

The 2004 and 2005 IAAF Athlete of the Year, Isinbaeva, continued her winning ways with first-time clearances at 4.60, 4.75 and 4.80. The last of those would have been good enough to clear 4.95. The failed attempting a world indoor record of 4.93, though she had the height on her second jump but came down on the bar. "I am giving this win to my parents who are celebrating their 25th wedding anniversary and also to all the people of Volgograd," said Isinbaeva.

Rogowska beat 2003 champion Feofanova 4.75 to 4.70, with her 4.75 effort worth 4.85, while Boslak set a French record with 4.65, for fifth place behind Pyrek.

Qualifying round (4.55 or top 8 to final) (Mar 10)

Qualifiers: Feofanova, Isinbaeva, Pyrek, Agirre, Rogowska, Boslak 4.50; Spiegelburg & Suttle 4.45

Non-Qualifiers: Martina Strutz GER 4.45; Jillian Schwartz USA, Dana Ellis CAN, Krisztina Molnár HUN, Hanna-Mia Persson SWE, Natalya Kushch UKR & Fabiana Murer BRA 4.35; Pavla Hamáčková CZE, Kirsten Belin SWE & Zhao Yingying CHN 4.25; Yang Jing CHN NH

Valencia 2008**Final (Mar 8)**

1,	Yelena Isinbaeva	RUS	4.75
2,	Jenn Stuczynski	USA	4.75
=3,	Fabiana Murer	BRA	4.70
	Monika Pyrek	POL	4.70
5,	Svetlana Feofanova	RUS	4.60
6,	Anna Rogowska	POL	4.55
7,	Pavla Rybová	CZE	4.50
8,	Anna Battke	GER	4.45

9, Naroa Agirre ESP 4.40

Having won six global titles since 2004, it was no surprise to see Isinbaeva extend her run to seven. However, the win was by no means as simple as usual. As the bar moved to 4.75 the Russian was in fourth place after her sole attempt in the competition – a 4.65 clearance. Stuczynski, Murer and Pyrek were all tied with no failures through 4.70. Isinbaeva cleared 4.75 first time, and was joined by the American, who cleared on her second jump. Neither athlete could get over 4.85. For the first time in the 21st century Feofanova failed to win a medal in the championships, and Isinbaeva joined her as the only four-time medal winner in the event.

Qualifying round (4.55 or top 8 to final) (Mar 7)

Qualifiers: Isinbaeva 4.55; Pyrek, Battke, Stuczynski, Murer & Rogowska 4.50; Feofanova, Agirre & Rybová 4.45

Non-qualifiers: Julia Hütter GER & Jillian Schwartz USA 4.35; Elisabete Tavares POR 4.25; Joana Costa BRA & Nikolaïta Kiriakopoulou GRE 4.15; Natalya Kushch UKR NH

Doha 2010

Final (Mar 14)

1,	Fabiana Murer	BRA	4.80
2,	Svetlana Feofanova	RUS	4.80
3,	Anna Rogowska	POL	4.70
4,	Yelena Isinbaeva	RUS	4.60
5,	Jiřina Ptáčniková	CZE	4.60
6,	Kelsie Hendry	CAN	4.50
7,	Kristina Gadschiew	GER	4.40
	Nikoléta Kiriakopoulou	GRE	NH

Isinbaeva was the headline after losing her title, just as she had done outdoors in Berlin the previous August. This detracted from some excellent jumping by her opponents. The Russian struggled to qualify having failed twice at her opener of 4.55 before getting her act together after an emotional exchange with her coach. In the final, she cleared 4.60 first time but then failed at 4.75 by which time three other women (Murer, Feofanova and Rogowska) had cleared 4.70. At 4.75 the Pole went out and Murer made it on her third, while Feofanova passed. The Brazilian then made 4.80 the first time, meaning that Feofanova needed to do likewise to win at that height. She only made it on her second try and then both women failed at 4.85. Murer therefore defeated the three women who between them had won all 10 global titles between 2003 and 2009.

Qualifying round (4.60 or top 8 to final) (Mar 12)

Qualifiers: Isinbaeva 4.55; Murer, Kiriakopoulou, Feofanova, Hendry, Rogowska & Ptáčniková 4.45; Kristina Gadschiew GER 4.35

Non-qualifiers: Kate Dennison GBR, Elena Scarpellini ITA, Afroditi Skafida GRE, Chelsea Johnson USA & Marianna Zaharácı CYP 4.35; Li Caixia CHN, Pavla Rybová CZE & Li Ling CHN 4.20; Carolin Hingst GER & Lacy Janson USA NH

Istanbul 2012

Straight Final (Mar 11)

1,	Yelena Isinbaeva	RUS	4.80
2,	Vanessa Boslak	FRA	4.70
3,	Holly Bleasdale	GBR	4.70
4,	Silke Spiegelburg	GER	4.65
5,	Lacy Janson	USA	4.65
6,	Jiřina Ptáčniková	CZE	4.55
7,	Yarisley Silva	CUB	4.55
8,	Nicole Büchler	SUI	4.55

9, Alana Boyd AUS 4.55; 10, Anastasia Savchenko RUS 4.45; 11, Jillian Schwartz ISR 4.45; =12, Kristina Gadschiew GER & Hanna Shelekh UKR 4.30; 14, Mary Saxer USA 4.30; Caroline Bonde Holm DEN & Katie Byres GBR NH

Having won every major championship from 2004 to 2008, the following three years saw no medals come the way of Isinbaeva. In Istanbul she waited to enter at 4.70, and as the first jumper at that height, she immediately went into the lead with her first time success. Only two other jumpers – Boslak and the 20 year-old Bleasdale – could clear 4.70. Both failed at 4.75, and Isinbaeva again waited before sealing her fourth victory in the event with another first timer at 4.80.

Sopot 2014

Straight Final (Mar 9)

1,	Yarisley Silva	CUB	4.70
=2,	Anzhelika Sidorova	RUS	4.70
	Jiřina Svobodová	CZE	4.70
4,	Fabiana Murer	BRA	4.70
=5,	Anna Rogowska	POL	4.65
	Jenn Suhr	USA	4.65
7,	Silke Spiegelburg	GER	4.65
8,	Mary Saxer	USA	4.55
9,	Holly Bleasdale	GBR	4.55; 10, Tina Šutej SLO 4.55; 11, Anastasiya Savchenko RUS 4.45; 12, Nikolaïta Kiriakopoulou GRE 4.30

Amid complaints about the upright settings, several favourites finished outside the medals including former champion Murer and Olympic Champion Suhr. The gold went to Silva because she cleared 4.70 the first time. Three of the other four women in at that point made it on their second and third attempts. The other (Suhr) passed to 4.75, at which height all five were eliminated.

POLE VAULT

Multiple Medalists:

5	Svetlana Feofanova	RUS	01-2=, 03-1, 04-3, 06-3, 10-2
	Yelena Isinbaeva	RUS	03-2, 04-1, 06-1, 08-1, 12-1
2	Stacy Dragila	USA	97-1, 04-2
	Monika Pyrek	POL	03-3, 08-3=
	Anna Rogowska	POL	06-2, 10-3
	Fabiana Murer	BRA	08-3=, 10-1

Most Finals / Appearances:

7	Isinbaeva	01-7, 03-2, 04-1, 06-1, 08-1, 10-4, 12-1
---	-----------	--

National Placings:

	1	2	3	4	5	6	7	8	Points
RUS	5	2+2=	2	1	1	1	1	-	93
USA	1	2+1=	-	3	2+1=	-	1	2	59
POL	-	1	2+1=	1	2=	1+1=	-	-	44
GER	1	-	1=	1	1	1	2	3	32.5
CZE	1	1=	-	-	2	1	2	-	29.5
BRA	1	-	1=	1	-	-	-	-	18.5
FRA	-	1	-	-	1+1=	-	-	-	14.5
CHN	-	-	1	1	-	-	-	-	11
CUB	1	-	-	-	-	-	1	-	10
AUS	-	1	-	-	-	1	-	-	10
ISL	-	1	-	-	-	-	-	1	8
HUN	-	-	1=	-	-	-	1	-	7.5
BUL	-	-	-	-	1	1=	-	-	6.5
GBR	-	-	1	-	-	-	-	-	6
CAN	-	-	-	-	-	1	-	-	3
ESP	-	-	-	-	-	1	-	-	3
SUI	-	-	-	-	-	-	-	1	1
Totals	10	8+4=	6+4=	8	8+4=	7+2=	9	7	357

Long Jump

Paris 1985

Straight Final (Jan 18: Non-championship)

1,	Helga Radtke	GDR	6.88
2,	Tatyana Rodionova	URS	6.72
3,	Nicole Medvedeva	URS	6.44
4,	Lene Demstz	DEN	6.38
5,	Nicole Boegman	AUS	6.19
6,	Silviya Khristova	BUL	6.17
7,	Shonel Ferguson	BAH	6.08
8,	Geraldine Bonnin	FRA	6.06
9,	Sabine Seifl	AUT	5.92; 10, Monika Staubil SUI 5.91; 11, Angie Thacker USA 5.83; Liao Wenfen CHN NH

Radtke was a class apart, with five jumps better than the best of runner-up Rodionova. The East German improved with each of her final four jumps.

Indianapolis 1987**Final (Mar 7)**

1, Heike Drechsler	GDR	7.10
2, Helga Radtke	GDR	6.94
3, Yelena Belevskaya	URS	6.76
4, Galina Chistyakova	URS	6.66
5, Vali Ionescu	ROU	6.62
6, Agata Karczmarek	POL	6.43
7, Edine van Heezik	NED	6.33
8, Antonella Capriotti	ITA	6.31
9, Carol Lewis USA 6.23; 10, Cynthia Henry JAM 6.10; Rowan Maynard ANT NM		

Just one week after breaking the world record with 7.32 in New York, Drechsler won with ease. Any of her valid jumps – 7.03, 7.10 or 6.96 – would have been good enough for victory.

Budapest 1989**Straight Final (Mar 4)**

1, Galina Chistyakova	URS	6.98
2, Marieta Ilcu	ROU	6.86
3, Larisa Berezhnaya	URS	6.82
4, Ringa Ropo-Junnila	FIN	6.69
5, Antonella Capriotti	ITA	6.45
6, Agata Karczmarek	POL	6.31
7, Xiong Qiying	CHN	6.28
8, Jennifer Inniss	USA	6.02

World outdoor record holder Chistyakova won with precisely the same distance as she had jumped at the European indoor championships two weeks earlier.

Seville 1991**Final (Mar 9)**

1, Larisa Berezhnaya	URS	6.84
2, Heike Drechsler	GER	6.82
3, Marieta Ilcu	ROU	6.74
4, Inessa Kravets	URS	6.71
5, Niurka Montalvo	CUB	6.68
6, Nicole Boegman	AUS	6.66
7, Valentina Uccheddu	ITA	6.58
8, Carol Lewis	USA	6.55

9, Mirela Dulgheru ROU 6.50; 10, Renata Nielsen DEN 6.49; 11, Cindy Greiner USA 6.38; 12, Ringa Ropo-Junnila FIN 6.32; 13, Ljudmila Ninova AUT 6.30

The big favourite Drechsler could not get her run-up right. She leapt 6.82 in round 2 from behind the board, and her final jump of 6.68 would have been 7m+ had it been measured from her point of take-off. The German's efforts were not quite enough for gold, as in the third round Berezhnaya had gone out to 6.84.

Qualifying round (6.50 or top 12 to final) (Mar 8)

Qualifiers: Drechsler 6.66; Berezhnaya 6.64; Uccheddu 6.58; Ilcu 6.53; Kravets 6.51; Nielsen 6.49; Boegman 6.48; Dulgheru 6.45; Ninova 6.36; Ropo-Junnila 6.35; Montalvo 6.34; Lewis 6.30; Greiner 6.27

Non-qualifiers: Claudia Gerhardt GER 6.22; Jayne Moffitt NZL 6.06; Liu Shuzhen CHN 6.06; Wang Wenhong CHN 5.94

Toronto 1993**Final (Mar 12)**

1, Marieta Ilcu	ROU	6.84
2, Susen Tiedtke	GER	6.84
3, Inessa Kravets	UKR	6.77
4, Irina Mushayilova	RUS	6.76
5, Larisa Berezhnaya	UKR	6.74
6, Erica Johansson	SWE	6.71
7, Ljudmila Ninova	AUT	6.70

8, Mirela Dulgheru ROU 6.55

9, Renata Nielsen DEN 6.54; 10, Antonella Capriotti ITA 6.48; 11, Yolanda Chen RUS 6.27; 12, Yan Juan CHN 6.15

A first-round 6.84 by Ilcu proved good enough for victory, but only just. With the last jump of the contest, Tiedtke dramatically matched the Romanian's distance. On next best jumps, Ilcu won 6.82-6.64.

Qualifying round (6.65 or top 12 to final) (Mar 12)

Group A qualifier: Nielsen 6.64

Non-qualifiers: Dionne Rose JAM 6.36; Agata Karczmarek POL 6.28; Flora Hyacinth ISV 6.25; Jackie Edwards BAH 6.16; Fatima Yüksel TUR 6.12; Sharon Couch USA 6.12; Elma Muros PHI 5.96; Natalie Toledo PAR 5.31

Group B qualifiers: Berezhnaya 6.68; Ilcu 6.67; Johansson 6.61; Dulgheru 6.57; Mushayilova 6.55; Kravets 6.51; Ninova 6.50; Tiedtke 6.45; Chen 6.44; Yang & Capriotti 6.39 (all qualified)

Barcelona 1995**Final (Mar 12)**

1, Lyudmila Galkina	RUS	6.95
2, Irina Mushayilova	RUS	6.90
3, Susen Tiedtke-Greene	GER	6.90
4, Nicole Boegman	AUS	6.81
5, Renata Nielsen	DEN	6.77
6, Claudia Gerhardt	GER	6.65
7, Yao Weili	CHN	6.57
8, Marieta Ilcu	ROU	6.52

9, Niki Xánthou GRE 6.51; 10, Voula Patoulidou GRE 6.44; 11, Yelena Pershina KAZ 6.31; 12, Tünde Vaszi HUN 5.74; 13, Daphnie Saunders BAH 5.65

Defending champion Ilcu finished only eighth as three women reached 6.90 or better. Former triple jumper Galkina won with her second-round 6.95. Mushayilova beat Tiedtke-Greene on countback, but worse luck was to come for the German 10 days later in Cologne, when she failed an out-of-competition doping control test. Her Barcelona medal was not affected.

Qualifying round (6.50 or top 12 to final) (Mar 11)

Group A qualifiers: Boegman 6.59; Vaszi 6.26; Pershina 6.26

Non-qualifiers: Shana Williams USA 6.24; Virge Naeris EST 6.17; Elma Muros PHI 6.11; Valentina Gotovska LAT 6.06; Vladka Lopatic SLO 5.99; Ksenija Predikaka SLO 5.97; Beryl Larame SEY 5.46

Group B qualifiers: Galkina 6.73; Tiedtke-Greene 6.57; Xanthou 6.54; Nielsen 6.52; Mushayilova 6.52; Ilcu 6.47; Yao 6.46; Patoulidou 6.45; Saunders & Gerhardt 6.42

Non-qualifier: Jacqui Brown USA 6.22

Paris 1997**Final (Mar 9)**

1, Fiona May	ITA	6.86
2, Chioma Ajunwa	NGR	6.80
3, Agata Karczmarek	POL	6.71
4, Joanne Wise	GBR	6.70
5, Niki Xánthou	GRE	6.69
6, Nina Perevedentseva	RUS	6.65
7, Heike Drechsler	GER	6.63
8, Olena Khlopotnova	UKR	6.59

9, Tünde Vaszi HUN 6.49; 10, Jackie Edwards BAH 6.47; 11, Linda Ferga FRA 6.37; 12, Shana Williams USA 6.34

May, so disappointed when beaten by Ajunwa at the Olympic Games, gained some revenge with a close victory. The British-born Italian opened with 6.85 and improved that by one centimetre in the fourth. A close fight for the bronze was won by Karczmarek, a veteran of three Olympic finals.

Former champion Drechsler placed seventh. Her very first attempt was aborted when someone walked across the run-up, but she was naturally given another chance.

Qualifying round (6.60 or top 12 to final) (Mar 8)

Group A qualifiers: Khlopotnova 6.67; Drechsler 6.65; Edwards 6.52; Williams 6.44

Non-qualifiers: Valentina Gotovska LAT 6.43; Renata Nielsen DEN 6.42; Yu Yiqun CHN 6.42; Flora Hyacinth ISV 6.38; Chantal Brunner NZL 6.34; Vera Olenchenko RUS 6.15; Voula Patoulidou GRE, Corinne Hérigault FRA & Eunice Barber SLE NM

Group B qualifiers: May 6.77; Ajunwa 6.76; Wise 6.62; Perevedentseva 6.60; Karczmarek 6.58; Ferga 6.51; Xánthou 6.47; Vaszi 6.45

Non-qualifiers: Niurka Montalvo CUB 6.41; Marieke Veltman USA 6.34; Guan Yingnan CHN 6.34; Iolanta Khropach UKR 6.16

Maebashi 1999

Straight Final (Mar 6)

1,	Tatyana Kotova	RUS	6.86
2,	Shana Williams	USA	6.82
3,	Iva Prandzheva	BUL	6.78
4,	Níki Xánthou	GRE	6.65
5,	Tünde Vaszi	HUN	6.59
6,	Guan Yingnan	CHN	6.59
7,	Magdalena Khristova	BUL	6.55
8,	Dawn Burrell	USA	6.49
9,	Erica Johansson	SWE	6.43;
10,	Nina Perevedentseva	RUS	6.38;
11,	Hitomi Takamatsu	JPN	6.07;
	Lacena Golding	JAM	DNS

The fine showing of United States women in Maebashi continued when Williams opened the contest with a personal best of 6.82. She led for one round; in the second Kotova reached 6.86, her best ever indoors or out. In the fourth round, Prandzheva went into third place. The final two rounds saw no changes in position among the top five.

Lisbon 2001

Straight Final (Mar 10)

1,	Dawn Burrell	USA	7.03
2,	Tatyana Kotova	RUS	6.98
3,	Niurka Montalvo	ESP	6.88
4,	Fiona May	ITA	6.87
5,	Heike Drechsler	GER	6.75
6,	Lyudmila Galkina	RUS	6.71
7,	Guan Yingnan	CHN	6.59
8,	Valentina Gotovska	LAT	6.46
9,	Maurren Maggi	BRA	6.38;
10,	Marta Godinho	POR	6.35;
11,	Yelena Shekhovtsova	UKR	6.32

Kotova (6.88) and May (6.87) led by halfway from World outdoor champion Montalvo. Kotova pulled clear with efforts of 6.94 and 6.98 in rounds 4 and 5. Meanwhile, Montalvo improved to 6.85.

In the final round with just the three leaders to go after her, Burrell took her last attempt. She chose the perfect occasion to produce her first-ever 7m leap, clearing 7.03 to move up from fourth to first place. Montalvo followed with 6.88 to push May out of the medals, while Kotova – who had easily the best series – finished with a foul. “My last jump came from deep within me,” said Burrell.

Birmingham 2003

Straight Final (Mar 16)

1,	Tatyana Kotova	RUS	6.84
2,	Inessa Kravets	UKR	6.72
3,	Maurren Maggi	BRA	6.70
4,	Olga Rublyova	RUS	6.68
5,	Níki Xánthou	GRE	6.47
6,	Stilianí Pilátou	GRE	6.47
7,	Anju Bobby George	IND	6.40
8,	Tünde Vaszi	HUN	6.39
9,	Concepción Montaner	ESP	6.34

A world-leading effort of 6.84 in the first round was enough for Kotova to regain the title she took in 1999. Maggi set a South American record of 6.70 in the third round which held up for second spot until Kravets's

closing leap of 6.72, which was actually 6.88 when measured from take-off. “I have no words to say how wonderful the judging has been in Birmingham,” said the champion. “Thank you for such a very, very well organised championships.”

Budapest 2004

Final (Mar 6)

1,	Tatyana Lebedeva	RUS	6.98
2,	Tatyana Kotova	RUS	6.93
3,	Carolina Klüft	SWE	6.92
4,	Guan Yingnan	CHN	6.75
5,	Valentina Gotovska	LAT	6.67
6,	Fiona May	ITA	6.64
7,	Conchi Montaner	ESP	6.46
8,	Adina Anton	ROU	6.43

One day after setting three world triple jump records, Lebedeva added the long jump title to become the first athlete to win a horizontal jumps double at a world championships. She opened with a good 6.89 and was followed by Klüft on 6.80 by the end of round one. In the second round Lebedeva improved to 6.98 (or 7.03 if one adds the 5cm she took off before the board), while Klüft progressed to 6.92 and defending champion Kotova moved into third place with 6.76. In the fifth round the Swedish heptathlete injured her left hamstring and was stretched off, so was unable to react when Kotova overtook her with 6.93.

“I didn't expect that the triple jump would have affected me so much, but this morning, my whole body ached,” admitted the double World Indoor Champion.

Qualifying round (6.62 or top 8 to final) (Mar 6)

Group A qualifiers: Lebedeva 6.78; May 6.64; Gotovska 6.55; Montaner 6.54
Non-qualifiers: Denisa Ščerbová CZE 6.50; Grace Upshaw USA 6.49; Sophie Krauel GER 6.49; Antonia Yordanova BUL 6.45; Níki Xánthou GRE 6.43; Jackie Edwards BAH 6.39; Kumiko Ikeda JPN 6.35
Group B qualifiers: Guan 6.80; Klüft 6.73; Anton 6.63; Kotova 6.62
Non-qualifiers: Stilianí Pilátou GRE 6.53; Bronwyn Thompson AUS 6.51; Bianca Kappler GER 6.47; Zita Ajkier HUN 6.44; Elva Goulbourne JAM 6.43; Ineta Radēviča LAT 6.37

Moscow 2006

Final (Mar 12)

1,	Tianna Madison	USA	6.80
2,	Naide Gomes	POR	6.76
3,	Concepción Montaner	ESP	6.76
4,	Ineta Radēviča	LAT	6.54
5,	Yargelis Savigne	CUB	6.51
6,	Oksana Udmurtova	RUS	6.50
7,	Stilianí Pilátou	GRE	6.50
(1),	Tatyana Kotova	RUS	DQ (r40.9) (7.00)

Kotova's first three measured jumps were ahead of anything her opposition had to offer. An opening 7.00 was followed by 6.89 and 6.86 after a pass in round three. The Russian, who had won twice before and taken a medal in four previous editions of the championships, was 20cm clear of outdoor world champion Madison. The battle for third was close, with the statuesque Gomes edging Montaner on the basis of a better second best effort (6.75 to 6.64). Madison, Gomes and Montaner all achieved their best jumps in the final round.

“I prepared specially for these Championships,” said the winner. Those words took on a different meaning in March 2013, when it was announced that Kotova was one of six athletes whose re-tested doping sample from the 2005 World Championships outdoors proved to be positive. She was eventually suspended from 2013 to 2015, with two years of results in 2005 to 2007 also annulled. Tianna Madison (now Bartoletta) therefore is the rightful World Indoor Champion of 2006.

Qualifying round (6.55 or top 8 to final) (Mar 11)

Group A Qualifiers: Gomes 6.73; Madison 6.60; Pilátou & Montaner 6.55; Savigne 6.46; Kotova DQ (r40.9) (6.73)
Non-Qualifiers: Jackie Edwards BAH 6.45; Adina Anton ROU 6.37

Group B Qualifiers: Udmurtova 6.58; Raděviča 6.51

Non-Qualifiers: Grace Upshaw USA 6.44; Viorica Țigău ROU 6.38; Anju Bobby George IND 6.34; Maho Hanaoka JPN 6.29; Yudelkis Fernández CUB 6.19

Valencia 2008

Final (Mar 9)

1,	Naide Gomes	POR	7.00
2,	Maurren Higa Maggi	BRA	6.89
3,	Irina Simagina	RUS	6.88
4,	Éloyse Lesueur	FRA	6.60
5,	Concepción Montaner	ESP	6.57
6,	Ineta Raděviča	LAT	6.54
7,	Keila Costa	BRA	6.48
8,	Janice Josephs	RSA	6.39

All ten of the measured jumps of the top three exceeded the distance of the fourth placed athlete. Maggi, competing in her first World Championship since 2003 after a two-year doping suspension, took the lead with 6.72 and improved to 6.80 in the second round. Gomes went in front with her second jump, reaching 6.82. Maggi took back first place in the next round with a South American record 6.89 (measured at 7.04 from take-off), and Gomes improved to 6.84. After three fouls, one of which was around seven metres, Simagina recorded a jump of 6.84 in round four. Gomes took the lead for good in the penultimate round with the only legal "seven" of the day, and Simagina closed with her best, 6.88. For Gomes it was her second world indoor title, she was also Pentathlon champion in 2004.

Qualifying round (6.60 or top 8 to final) (Mar 8)

Qualifiers: Gomes 6.72; Lesueur 6.67; Maggi 6.65; Montaner 6.64; Simagina 6.60; Raděviča 6.52; Josephs 6.51; Costa 6.41

Non-qualifiers: Denisa Ščerbová CZE 6.37; Olga Kucherenko RUS 6.32; Lela Nelson USA 6.31; Kumiko Ikeda JPN 6.17

Doha 2010

Final (Mar 14)

1,	Brittney Reese	USA	6.70
2,	Naide Gomes	POR	6.67
3,	Keila Costa	BRA	6.63
4,	Ksenija Balta	EST	6.63
5,	Darya Klishina	RUS	6.62
6,	Anna Nazarova	RUS	6.61
7,	Yuliya Tarasova	UZB	6.54
8,	Viktoriya Rybalko	UKR	6.28

This event had never been won with a jump of less than 6.84, yet in Doha, on a runway which produced a world record in the men's triple jump, no woman reached the qualifying distance of 6.65 and none could do better than 6.70 in the final. In the first round outdoor World Champion Reese jumped 6.70, and Gomes and Costa also produced their best in that round, settling the medals. Gomes matched her best of 6.67 in the fifth; her toe was over the edge of the board but made no mark in the plasticine.

Qualifying round (6.65 top 8 to final) (Mar 13)

Qualifiers: Gomes 6.61, Klshina & Reese 6.52, Tarasova & Rybalko 6.51, Balta 6.50, Costa 6.48, Nazarova 6.46

Non-qualifiers: Veronika Shutkova BLR 6.43, Brianna Glenn USA 6.40, Sostene Moguenara GER, Bianca Kappler GER & Jovaneer Jarrett JAM 6.37, Melis Mey TUR 6.36, Tabia Charles CAN 6.32, Kelly Proper IRL 6.29, Lu Minjia CHN 6.25, Viktoriya Molchanova UKR 6.13, N. C. D. Priyadharshani SRI & Marestella Torres PHI 6.06, Janice Josephs RSA 6.02, Eliane Martins BRA NM

Istanbul 2012

Final (Mar 11)

1,	Brittney Reese	USA	7.23
2,	Janay DeLoach	USA	6.98

3,	Shara Proctor	GBR	6.89
4,	Darya Klshina	RUS	6.85
5,	Nastassia Mironchuk-Ivanova	BLR	6.64
6,	Veronika Shutkova	BLR	6.63
7,	Viorica Țigău	ROU	6.34
8,	Bianca Stuart	BAH	4.71

Klshina led after two rounds with 6.85, to be overtaken by Proctor with 6.86 in round three. At that point, reigning champion Reese had two fouls. She recovered with 6.82 to move into third, and then went into the lead with 6.92. In the final round DeLoach produced a jump of 6.98, but on the next jump Reese produced the longest jump of her life – 7.23 – to break Heike Dreschler's championship record.

Qualifying round (6.75 or top 8 to final) (Mar 10)

Qualifiers: DeLoach 6.90; Proctor 6.86; Reese 6.72; Stuart 6.70; Klshina 6.65; Țigău 6.64; Shutkova 6.63; Mironchuk-Ivanova 6.62

Non-qualifiers: Karin Meis Mey TUR 6.62; Yelena Sokolova RUS 6.58; Keila Costa BRA 6.45; Irène Pusterla SUI 6.45; Nadja Käther GER 6.40; Yuliya Tarasova UZB 6.37; Concepción Montaner ESP 6.37; Inna Akhzoova UKR 6.32; Cornelia Diac ROU 6.16; Aiga Grabuste LAT 6.08; Marestella Torres PHI 5.98; Lauma Griva LAT NM

Sopot 2014

Final (Mar 9)

1,	Éloyse Lesueur	FRA	6.85
2,	Katarina Johnson-Thompson	GBR	6.81
3,	Ivana Španović	SRB	6.77
4,	Shara Proctor	GBR	6.68
5,	Tori Polk	USA	6.61
6,	Teresa Dobija	POL	6.52
7,	Darya Klshina	RUS	6.51
8,	Erica Jarder	SWE	6.36

With no Britney Reese there was to be a new World Champion for the first time since 2009. Lesueur and Johnson-Thompson battled for that honour. The Frenchwoman opened with 6.72, then the British heptathlete spanned 6.81 in round two, with 5cm to spare. Lesueur progressed to 6.74 in the third, then 6.85 (+2cm) in the fourth to go back in front. Španović held third throughout, though her final two efforts of 6.64 and 6.77 net were actually 6.883 and 6.884 – the longest two jumps of the day.

Qualifying round (6.70 or top 8 to final) (Mar 8)

Qualifiers: Španović 6.77; Klshina 6.76; Proctor 6.69; Lesueur 6.63; Dobija 6.62; Johnson-Thompson 6.60; Polk 6.53; Jarder 6.50

Non-qualifiers: Olga Sudareva BLR 6.47; Sostene Moguenara GER 6.44; Anna Kornuta UKR 6.35; Lauma Griva LAT 6.29; Tori Bowie USA 6.12

LONG JUMP

Multiple Medalists:

4	Tatyana Kotova	RUS	99-1, 01-2, 03-1, 04-2
3	Marieta Ilcu	ROU	89-2, 91-3, 93-1
	Naide Gomes	POR	06-2, 08-1, 10-2
2	Helga Radtke	GDR	85-1, 87-2
	Heike Dreschler	GDR/GER	87-1, 91-2
	Larysa Berezhnaya	URS	89-3, 91-1
	Inessa Kravets	UKR	93-3, 03-2
	Susen Tiedtke	GER	93-2, 95-3
	Maurren Maggi	BRA	03-3, 08-2
	Brittney Reese	USA	10-1, 12-1

Most Finals:

5	Kotova	99-1, 01-2, 03-1, 04-2, 06-dq	
4	Dreschler	87-1, 91-2, 97-7, 01-5	
	Ilcu	89-2, 91-3, 93-1, 95-8	
	Tünde Vaszi	HUN	95-12, 97-9, 99-5, 03-8
	Niki Xánthou	GRE	95-9, 97-5, 99-4, 03-5

Most Appearances:

5	Xánthou	95-9, 97-5, 99-4, 03-5, 04-18Q	
	Kotova		
	Concepción Montaner	ESP	03-9, 04-7, 06-3, 08-5, 12-15Q

Women's Long Jump, continued									
National Placings:									
	1	2	3	4	5	6	7	8	Points
RUS	4	3	1	3	1	4	1	-	92
USA	4	2	-	-	1	-	-	3	53
GER	2	3	1	-	1	1	1	-	52
URS	2	1	3	2	-	-	-	-	51
ROU	1	1	1	-	1	-	1	3	30
ITA	1	-	-	1	1	1	1	1	23
GBR	-	1	1	2	-	-	-	-	23
POR	1	2	-	-	-	-	-	-	22
BRA	-	1	2	-	-	-	1	-	21
UKR	-	1	1	-	1	-	-	2	19
ESP	-	-	2	-	1	-	1	-	18
GRE	-	-	-	1	2	1	1	-	18
POL	-	-	1	-	-	3	-	-	15
FRA	1	-	-	1	-	-	-	1	14
CHN	-	-	-	1	-	1	3	-	14
LAT	-	-	-	-	1	1	1	-	13
AUS	-	-	-	1	1	1	-	-	12
BUL	-	-	1	-	1	1	1	-	11
SWE	-	-	1	-	1	-	1	1	10
DEN	-	-	-	1	1	-	-	-	9
CUB	-	-	-	-	2	-	-	-	8
NGR	-	1	-	-	-	-	-	-	7
BLR	-	-	-	-	1	1	-	-	7
SRB	-	-	1	-	-	-	-	-	6
EST	-	-	-	1	-	-	-	-	5
FIN	-	-	-	1	-	-	-	-	5
HUN	-	-	-	-	1	-	-	1	5
BAH	-	-	-	-	-	-	1	1	3
AUT	-	-	-	-	-	-	1	-	2
IND	-	-	-	-	-	-	1	-	2
NED	-	-	-	-	-	-	1	-	2
UZB	-	-	-	-	-	-	1	-	2
RSA	-	-	-	-	-	-	-	1	1
Totals	16	16	16	16	16	16	16	15	575

The Ukrainian grinned widely when the distance of 14.47 was displayed after her fifth-round jump. Chen finished second.

Qualifying round (13.50 or top 12 to final) (Mar 13)

Group A qualifiers: Avila 13.66; Borda 13.61; Hyacinth 13.52
Non-qualifiers: Rachel Kirby GBR 13.27; Cynthia Rhodes USA 13.15; Lene Espegren NOR 13.05; Ksenija Predikaka SLO 12.60; Kelly Dinsmore CAN 12.55; Mary Ageypong GBR 12.50; Ildiko Fekete HUN NM; Claudia Haywood USA NM
Group B qualifiers: Lasovskaya 14.25; Paredes 13.96; Capriotti 13.73; Radtke 13.72; Kaspárková 13.72; Chen 13.71; Echevarria 13.70; Kravets 13.56; Vokuhl 13.52

Non-qualifiers: Iolanda Oantă ROU 13.32; Zhang Yan CHN 13.27; Monica Toth ROU 12.70

Barcelona 1995

Final (Mar 11)

1,	Iolanda Chen	RUS	15.03WR								
2,	Iva Prandzheva	BUL	14.71								
3,	Ren Ruiping	CHN	14.37								
4,	Sárka Kaspárková	CZE	14.25								
5,	Mariya Sokova	RUS	14.22								
6,	Niurka Montalvo	CUB	14.04								
7,	Yelena Govorova	UKR	14.04								
8,	Sheila Hudson-Strudwick	USA	13.88								
9,	Rodica Petrescu	ROU	13.60; 10, Conchi Paredes	ESP	13.46; 11, Virge Naeris	EST	13.40; 12, Cynthia Rhodes	USA	12.92; 13, Barbara Lah	ITA	12.88

Barcelona's only world record came in an event which had seen world records at the last two championships. Chen took the lead in the first round at 14.45. In the third round, Ren came close with a world junior best of 14.37. Chen responded with a huge leap. After some suspenseful moments her distance was confirmed at 15.03, a new world record by 13 centimetres. Prandzheva, who started poorly, moved into the silver medal position with her final leap.

"Winning here was not enough," said Chen, whose father Yevgeniy had been a 16m triple jumper. "I wanted a very good performance because the best Russian triple jumpers were not here and I wanted to show that I could have won even if they were here."

Qualifying round (13.60 or top 12 to final) (Mar 10)

Qualifiers: Ren 14.17; Kaspárková 14.02; Prandzheva 13.99; Petrescu 13.88; Paredes 13.82; Montalvo 13.77; Sokova 13.74; Chen 13.73; Govorova 13.71; Naeris 13.64; Hudson-Strudwick 13.59; Lah 13.59; Rhodes 13.52

Non-qualifiers: Yelena Khlusovich UKR 13.37; Valérie Guiyoule FRA 13.21; Anja Valant SLO 13.20; Caroline Honoré FRA 13.18; Claudia Vetsch SUI 13.15; Angela Barylla GER 13.11; Stephanie Betga CMR 12.28; Tanja Bormann GER NM

Paris 1997

Final (Mar 8)

1,	Inna Lasovskaya	RUS	15.01						
2,	Ashia Hansen	GBR	14.70						
3,	Sárka Kaspárková	CZE	14.66						
4,	Rodica Mateescu	ROU	14.65						
5,	Petra Lobinger	GER	14.36						
6,	Yamilé Aldama	CUB	14.28						
7,	Yelena Govorova	UKR	14.13						
8,	Tereza Marinova	BUL	14.00						
9,	Betty Lise	FRA	13.96; 10, Cristina Nicolau	ROU	13.94; 11, Ren Ruiping	CHN	13.85; 12, Natalya Kayukova	RUS	13.58

Hansen – who had not been selected for the championships originally in a dispute with her federation – took the lead with 14.70 in round one. Former world record holder Lasovskaya took over with 14.72 in the second before soaring to 15.01 in the third, just two centimetres short of the world record. This proved to be the winning jump, and was backed up with 14.94 in the fifth.

The Briton held on for the silver from Kaspárková, who beat Mateescu by one centimetre on her final jump.

Qualifying round (13.80 or top 12 to final) (Mar 7)

Group A qualifiers: Hansen 14.24; Nicolau 14.23; Lasovskaya 14.06; Marinova 13.90; Aldama 13.82

Triple Jump

Seville 1991

Straight Final (Mar 9: Non-championship)

1,	Inessa Kravets	URS	14.44WR				
2,	Li Huirong	CHN	13.98				
3,	Sofiya Bozhanova	BUL	13.62				
4,	Tamara Malešev	YUG	13.35				
5,	Ana Oliveira	POR	13.22				
6,	Octavia Iacob	ROU	13.08				
7,	Li Jing	CHN	13.06				
8,	Diane Sommerville	JAM	12.89				
9,	Robyne Johnson	USA	12.83; 10, Conchi Paredes	ESP	12.73; 11, Babette Fuchs	GER	12.54

Having missed a long jump medal by 3cm, Kravets made amends by bettering the official world record three times. Her series was 14.30, 14.39, 14.44, x, 14.23, and 14.27.

Toronto 1993

Final (Mar 14)

1,	Inessa Kravets	UKR	14.47WR						
2,	Iolanda Chen	RUS	14.36						
3,	Inna Lasovskaya	RUS	14.35						
4,	Antonella Capriotti	ITA	14.01						
5,	Helga Radtke	GER	13.95						
6,	Conchi Paredes	ESP	13.83						
7,	Sárka Kaspárková	CZE	13.81						
8,	Eloina Echevarria	CUB	13.77						
9,	Anja Vokuhl	GER	13.38; 10, Andrea Avila	ARG	13.35; 11, Sylvie Borda	FRA	12.90; 12, Flora Hyacinth	ISV	11.40

Kravets repeated her feat of 1991 by winning with a world record. This time she won an official gold medal because the event had become part of the main programme. Kravets was already world outdoor record holder (14.95), but her indoor record from Seville had been broken by Chen (14.46) just before the championships.

Non-qualifiers: Gundega Sproge LAT 13.68; Dorte Jensen DEN 13.58; Galina Cistjaková SVK 13.46; Niambi Dennis USA 13.37; Sylvie Borda FRA 13.09; Olena Khlusovych UKR 13.05

Group B qualifiers: Mateescu 14.60; Kaspárková 14.37; Lobinger 14.28; Ren 13.98; Kayukova 13.86; Govorova 13.80; Lise 13.79

Non-qualifiers: Anja Valant SLO 13.36; Conchi Paredes ESP 13.26; Maria de Souza BRA 12.45; Telisa Young USA 12.36

Maebashi 1999

Straight Final (Mar 7)

1, Ashia Hansen	GBR	15.02
2, Iva Prandzheva	BUL	14.94
3, Sárka Kaspárková	CZE	14.87
4, Tereza Marinova	BUL	14.76
5, Paraskevi Tsiamíta	GRE	14.63
6, Yelena Lebedenko	RUS	14.59
7, Yamilé Aldama	CUB	14.47
8, Yelena Donkina	RUS	14.30
9, Rodica Mateescu ROU 14.04; 10, Yelena Govorova UKR 13.98; 11, Miao Chunqing CHN 13.89; 12, Adelina Gavrilá ROU 13.47; 13, Maho Hanaoka JPN 12.93; Ren Ruiping CHN NM; Olga Vasdhéki GRE DNS		

Hansen's very first jump was clearly a long one, and she bounded out of the pit in excitement. The distance was a formidable 15.02. Kaspárková responded with 14.83, an improvement on her own Czech record. Tsiamíta also set Greek record of 14.63. And this was only the first round.

Hansen, her long hair tied into pigtailed, fouled her next three jumps. In the meantime, Kaspárková improved to 14.87 but was overtaken by Bulgaria's Iva Prandzheva (14.94). Hansen finished with 14.86 and 14.67, Kaspárková with 14.80 and 14.46. With her last jump Prandzheva landed clearly near to Hansen's leading mark. She went and stood right in front of the scoreboard, but was disappointed when the figure of 14.92 appeared.

Hansen's win meant that all three British athletes who won silver at the 1997 Championships (her, Colin Jackson and Jamie Baulch) were winners in Maebashi.

Lisbon 2001

Straight Final (Mar 11)

1, Tereza Marinova	BUL	14.91
2, Tatyana Lebedeva	RUS	14.85
3, Tiombé Hurd	USA	14.19
4, Olga Bolshova	MDA	14.17
5, Oksana Rogova	RUS	14.17
6, Cristina Nicolau	ROU	14.05
7, Anja Valant	SLO	13.84
8, Adelina Gavrilá	ROU	13.77

The Lisbon women's long jump was decided in the final round, but in the triple jump, the winning leap came in the first round. Olympic Champion Marinova cleared 14.91. The nearest challenger to the Bulgarian proved to be Lebedeva, who reached 14.85 in the fifth. Hurd provided another excellent jumps result for American women. She set an absolute personal best of 14.19 in the fourth to secure the bronze.

Birmingham 2003

Final (Mar 15)

1, Ashia Hansen	GBR	15.01
2, Françoise Mbango	CMR	14.88
3, Kéné Ndoye	SEN	14.72
4, Anna Pyatykh	RUS	14.35
5, Magdelin Martínez	ITA	14.32
6, Carlota Castrejana	ESP	14.32
7, Baya Rahouli	ALG	14.31
8, Adelina Gavrilá	ROU	13.92

All the pressure was on world indoor record holder Hansen, posters of whom were displayed prominently around her home town of Birmingham. She won the qualifying round with 14.61 but was suffering from a heel injury and there was some doubt that she would be okay for the final.

Competing with anaesthetic in her foot, Hansen opened well in the final with 14.77 but that was surpassed by Mbango's African record of 14.88 which closed the first round. In the second round there was more stress for Hansen when she found that her run-up marker had been moved. The men's high jump final was sharing the same area but Hansen felt someone had deliberately attempted to sabotage her performance. She was given extra time for re-measurement and landed near to 15m but no-jumped. The Briton's next two efforts were 14.56 and 14.62, so Mbango was still in front as Hansen raced down the runway for her fifth attempt. She hit the board with 2.5cm to spare and bounded out to 15.01 (5.08 hop, 4.64 step and 5.29 jump). Mbango fouled and closed with 14.73, so Hansen regained her 1999 title. Bronze medallist Ndoye won Senegal's first ever world indoor medal.

Qualifying round (14.20 or top 8 to final) (Mar 14)

Group A qualifiers: Ndoye 14.33; Rahouli 14.27; Castrejana 14.10
Non-qualifiers: Tereza Marinova BUL 14.09; Trecia Smith JAM 13.66; Olga Lidia Cepero CUB 13.54; Alina Dinu ROU 13.44; Huang Qiuyan CHN 13.23
Group B qualifiers: 1, Hansen 14.61; Mbango 14.39; Pyatykh 14.18; Gavrilá 14.14; Martínez 14.09
Non-qualifiers: Tatyana Lebedeva RUS 14.09; Chrisopiýi Devetzi GRE 13.93; Olga Vasdhéki GRE 13.87

Budapest 2004

Final (Mar 6)

1, Tatyana Lebedeva	RUS	15.36WR
2, Yamilé Aldama	SUD	14.90
3, Chrisopiýi Devetzi	GRE	14.73
4, Trecia Smith	JAM	14.71
5, Magdelin Martínez	ITA	14.67
6, Françoise Mbango	CMR	14.62
7, Adelina Gavrilá	ROU	14.62
8, Yelena Govorova	UKR	14.59
9, Mabel Gay CUB 14.49; 10, Baya Rahouli ALG 14.19; 11, Simona La Mantia ITA 14.14; 12, Natalya Safronova BLR 14.00		

As in the pole vault, which took place across the same days, this event produced the highest ever standard with 12 women achieving the qualifying standard of 14.30. In the first round of the final, Lebedeva hopped 5.31, stepped 4.12 and jumped 5.73 for a world indoor record-equalling total of 15.16. In round two, Aldama spanned 14.90 for second place. The Russian then improved to an outright record of 15.25 (5.32/4.02/5.91), straight after which Smith filled third spot with a Jamaican record of 14.70.

In round four, Devetzi overtook Smith by 2cm and Lebedeva continued her great series with 15.15. The Russian passed her fifth attempt but took to the runway in round six, assured of victory. She clicked again with a third world record, this time 15.36 (5.44/3.98/5.94). That third phase was particularly exceptional, the next best by another woman in Budapest was 5.53 by Martínez.

Qualifying round (14.40 or top 8 to final) (Mar 5)

Group A qualifiers: Martínez 14.81; Lebedeva 14.71; Gay 14.57; Gavrilá 14.48; Safronova 14.30
Non-qualifiers: Olga Vasdhéki GRE 14.25; Huang Qiuyan CHN 14.24; Tereza Marinova BUL 14.13; Carlota Castrejana ESP 14.11; Heli Koivula-Kruger FIN 13.95; Sárka Kaspárková CZE 13.87; Kéné Ndoye SEN 13.77; Yuliana Perez USA 13.50
Group B qualifiers: Smith 14.57; Aldama 14.49; Devetzi 14.48; Mantia 14.45; Govorova 14.32; Rahouli 14.31; Mbango 14.30
Non-qualifiers: Mariana Solomon ROU 14.13; Natalia Kilpeläinen FIN 14.02; Anastasiya Zhuravlyeva UZB 13.92; Camilla Johansson SWE 13.76; Nicole Mladenis AUS 13.31; Tatyana Bocharova KAZ 13.24; Yelena Oleynikova RUS NM

Moscow 2006

Final (Mar 11)

1, Tatyana Lebedeva	RUS	14.95
2, Anna Pyatykh	RUS	14.93

3,	Yamilé Aldama	SUD	14.86
4,	Trecia Smith	JAM	14.84
5,	Yargelis Savigne	CUB	14.72
6,	Tereza Marinova	BUL	14.37
7,	Aleksandra Stadnyuk	UKR	14.34
8,	Dana Veldáková	SVK	13.76

A very tight competition saw just 12cm separate first from fourth (the previous seven editions of the event had averaged a corresponding gap of 56cm). Lebedeva won the title with her first jump of 14.95 which she backed it up with 14.92. However, she was threatened by teammate Pyatykh, who jumped a lifetime best of 14.93 in round six (15.079 toe to heel). Aldama won the bronze medal with her second-round 14.86, which just edged outdoor champion Smith's 14.84.

Qualifying round (14.15 or top 8 to final) (Mar 10)

Group A Qualifiers: Savigne 14.52; Lebedeva 14.37; Stadnyuk 14.19; Smith 14.16

Non-Qualifiers: Carlota Castrejana ESP 14.14; Keila Costa BRA 14.11; Natalya Sazonova BLR 14.00; Anastasiya Juravleva UZB 13.58; Yelena Parfenova KAZ 13.37

Group B Qualifiers: Aldama 14.40; Marinova 14.27; Pyatykh 14.24; Veldáková 14.21

Non-Qualifiers: Mabel Gay CUB 13.93; Kéné Ndoye SEN 13.88; Xie Limei CHN 13.75; Mariana Solomon ROU 13.73; Simona La Mantia ITA 13.61

Valencia 2008

Final (Mar 8)

1,	Yargelis Savigne	CUB	15.05
2,	Hrysopiýi Devetzi	GRE	15.00
3,	Marija Šestak	SLO	14.68
4,	Olga Rypakova	KAZ	14.58
5,	Yamilé Aldama	SUD	14.47
6,	Olga Saladukha	UKR	14.32
7,	Olesya Bufalova	RUS	14.31
8,	Xie Limei	CHN	14.13

A medallist in four major championships between 2004 and 2007, Devetzi opened with a Greek indoor record of 14.93. Šestak had produced a jump of 15.08 the previous month, but on this occasion could get no further than 14.68, which was good enough to hold off Rypakova's Asian record 14.58 for the bronze. Also in the first round Savigne reacted to Devetzi's jump with 14.89. The Greek jumper cemented her lead with 15.00 in the fourth round, but World outdoor champion Savigne responded with a fine 15.05 in the final round for victory. "I risked everything in the last jump," said the Cuban. The phase measurements were not taken for the competition's two 15m leaps, but on her 14.93 Devetzi managed 5.33/4.06/5.54.

Qualifying round (14.30 or top 8 to final) (Mar 7)

Qualifiers: Devetzi 14.63; Savigne 14.56; Šestak 14.46; Aldama 14.38; Saladukha 14.34; Bufalova 14.26; Xie 14.25; Rypakova 14.20

Non-qualifiers: Teresa Nzola Meso Ba FRA 14.17; Adelina Gavrilá ROU 14.11; Anna Pyatykh RUS 13.99; Biljana Topić SRB 13.97; Patricia Sarrapio ESP 13.86; Cristina Bujin ROU 13.78; Athanasia Pérra GRE 13.61; Shani Marks USA 13.33; Kaire Leibak EST 13.32; Tânia da Silva BRA 13.03

Doha 2010

Final (Mar 13)

1,	Olga Rypakova	KAZ	15.14
2,	Yargelis Savigne	CUB	14.86
3,	Anna Pyatykh	RUS	14.64
4,	Anastasiya Taranova-Potapova	RUS	14.40
5,	Mabel Gay	CUB	14.30
6,	Dana Veldáková	SVK	14.18
7,	Xie Limei	CHN	14.03
8,	Svetlana Bolshakova	BEL	14.02

The outdoor World Champion Savigne and Asian Champion Rypakova were well clear of the others in the qualifying round. They continued in

the same vein in the final, with Savigne opening with 14.71, only to be overtaken by the 14.78 of Rypakova in the next round. The Cuban came back to lead in round five with 14.86, and Rypakova immediately responded with 14.93. With the competition won, the Kazakh then produced a lifetime best of 15.14 to move to third on the indoor all-time list. Behind the top two, Pyatykh reached 14.60, one of her five jumps beyond the best of the fourth-placed jumper.

Qualifying round (14.20 or top 8 to final) (Mar 12)

Qualifiers: Savigne 14.59, Rypakova 14.57, Gay 14.27, Veldáková 14.25, Taranova-Potapova 14.08, Pyatykh 14.04, Bolshakova 13.95, Xie 13.89

Non-Qualifiers: Snežana Rodić SLO 13.84, Gisele de Oliveira BRA 13.81, Athanasia Pérra GRE 13.71, Petia Dacheva BUL 13.65, Erica McLain USA 13.54, Aleksandra Kotlyarova UZB & Adelina Gavrilá ROU 13.45, Verónica Davis VEN 13.38, Liliya Kulyk UKR 13.30, Thitima Muangjan THA 13.19, Yamilé Aldama SUD 12.41

Istanbul 2012

Final (Mar 10)

1,	Yamilé Aldama	GBR	14.82
2,	Olga Rypakova	KAZ	14.63
3,	Mabel Gay	CUB	14.29
4,	Yargelis Savigne	CUB	14.28
5,	Kimberly Williams	JAM	14.27
6,	Anna Krylova	RUS	14.21
7,	Li Yanmei	CHN	14.02
8,	Dana Veldáková	SVK	13.97

Two-time medallist Aldama set a world over-35 best of 14.62 with her first jump in qualifying. She improved in the final with her second round jump of 14.82, her furthest in six years. Rypakova was second with a fifth round 14.63, though her 14.45 in the preceding round measured 14.92 from the point of take-off. Gay edged her teammate Savigne for third 14.29 to 14.28.

For Aldama it was the biggest prize in the colours of a third different nation at these championships. She had previously placed sixth and seventh for Cuba, then won silver and bronze for Sudan.

Qualifying round (14.30 or top 8 to final) (Mar 9)

Group A Qualifiers: Aldama 14.62; Rypakova 14.39; Gay 14.22; Veldáková 14.21

Non-qualifiers: Marija Šestak SLO 14.05; Victoria Valyukevich RUS 14.00; Niki Panëta GRE 13.98; Aleksandra Kotlyarova UZB 13.95; Baya Rahouli ALG 13.83; Cristina Bujin ROU 13.80; Petia Dacheva BUL 13.65; Xie Limei CHN 13.54; Amanda Smock USA 13.25; Ruslana Tsykhotka UKR 13.21; Patricia Sarrapio ESP NM

Group B Qualifiers: Krylova 14.27; Li 14.23; Williams 14.15; Savigne 14.09

Non-qualifiers: Mayookha Johnny IND 13.95; Irina Ekтова KAZ 13.70; Kristin Gierisch GER 13.67; Kseniya Dziatsuk BLR 13.66; Adelina Gavrilá ROU 13.65; Hanna Knyazyeva UKR 13.65; Gisele de Oliveira BRA 13.60; Valeriya Kanatova UZB 13.51; Andriana Bánova BUL 13.50; Sevim Sinmez TUR 13.13; Snežana Rodić SLO NM

Sopot 2014

Final (Mar 8)

1,	Yekaterina Koneva	RUS	14.46
2,	Olga Saladukha	UKR	14.45
3,	Kimberly Williams	JAM	14.39
4,	Patricia Mamona	POR	14.26
5,	Li Yanmei	CHN	14.19
6,	Ksenia Dziatsuk	BLR	14.13
7,	Yarianna Martinez	CUB	13.99
8,	Dana Veldáková	SVK	13.75

The standard was unexceptional but the competition was tight, with four lead changes by the end of the second round. Returning doping offender Koneva led at the cut with 14.46. This held up against Saladukha's 14.45 and Williams's 14.39, though Williams actually cleared 14.63 from take-off. Koneva's winning leap comprised an 8.9cm gap plus phases of 5.36, 4.16 and 4.94.

Saladukha, disappointed with her narrow loss, complained about the "fickle" runway but admitted "my mistakes were terrible."

Qualifying round (14.30 or top 8 to final) (Mar 7)

Qualifiers: Williams 14.35; Saladukha 14.31; Koneva 14.20; Veldřáková 14.10; Martınez 14.04; Dziatsuk 13.97; Mamona 13.83
Li 13.76

Non-qualifiers: Veronika Mosina RUS 13.68; Keila Costa BRA 13.64; Anna Jagaciak POL 13.57

TRIPLE JUMP

Multiple Medalists:

3	Ashia Hansen	GBR	97-2, 99-1, 03-1
	Tatyana Lebedeva	RUS	01-2, 04-1, 06-1
	Yamili Aldama	SUD/GBR	04-2, 06-3, 12-1
2	Inessa Kravets	URS/UKR	91-1, 93-1
	Yolanda Chen	RUS	93-2, 95-1
	Inna Lasovskaya	RUS	93-3, 97-1
	Iva Prandzheva	BUL	95-2, 99-2
	řárka Kařpárková	CZE	97-3, 99-3
	Chrisopiylı Devetzi	GRE	04-3, 08-2
	Anna Pyatykh	RUS	06-2, 10-3
	Yargelis Savigne	CUB	08-1, 10-2
	Olga Rypakova	KAZ	10-1, 12-2

Most Finals:

6	Aldama	CUB/SUD/GBR	97-6, 99-7, 04-2, 06-3, 08-5, 12-1
---	--------	-------------	------------------------------------

Most Appearances:

7	Aldama	CUB/SUD/GBR	97-6, 99-7, 04-2, 06-3, 08-5, 10-19Q, 12-1
	Adelina Gavriřá	ROU	99-12, 01-8, 03-8, 04-7, 08-10Q, 10-15Q, 12-19Q

National Placings:

	1	2	3	4	5	6	7	8	Points
RUS	5	3	2	2	2	2	1	1	100
CUB	1	1	1	1	2	2	2	1	45
BUL	1	2	1	1	-	1	-	1	37
GBR	3	1	-	-	-	-	-	-	31
UKR	1	1	-	-	-	1	3	1	25
CHN	-	1	1	-	1	-	3	1	24
JAM	-	-	1	2	1	-	-	1	21
KAZ	1	1	-	1	-	-	-	-	20
CZE	-	-	2	1	-	-	1	-	19
GRE	-	1	1	-	1	-	-	-	17
SUD	-	1	1	-	1	-	-	-	17
ROU	-	-	-	1	-	2	1	2	15
ITA	-	-	-	1	2	-	-	-	13
CMR	-	1	-	-	-	1	-	-	10
POR	-	-	-	1	1	-	-	-	9
URS	1	-	-	-	-	-	-	-	8
SLO	-	-	1	-	-	-	1	-	8
GER	-	-	-	-	2	-	-	-	8
USA	-	-	1	-	-	-	-	1	7
SEN	-	-	1	-	-	-	-	-	6
ESP	-	-	-	-	-	2	-	-	6
SVK	-	-	-	-	-	1	-	3	6
MDA	-	-	-	1	-	-	-	-	5
YUG	-	-	-	1	-	-	-	-	5
BLR	-	-	-	-	-	1	-	-	3
ALG	-	-	-	-	-	-	1	-	2
BEL	-	-	-	-	-	-	-	1	1
Totals	13	13	13	13	13	13	13	13	468

Indianapolis 1987

Straight Final (Mar 6)

1,	Natalya Lisovskaya	URS	20.52
2,	Ilona Briesenick	GDR	20.28
3,	Claudia Losch	FRG	20.14
4,	Heidi Krieger	GDR	20.00
5,	Natalya Akhrimenko	URS	19.32
6,	Ramona Pagel	USA	19.25
7,	Mihaela Loghin	ROU	18.44
8,	Iris Plotzitzka	FRG	17.97

9, Judy Oakes GBR 17.85; 10, Myrtle Augee GBR 17.85; 11, Peggy Pollock USA 17.49; 12, Ursula Stäheli SUI 16.98; 13, Cong Yuzhen CHN 16.44

Lisovskaya, the 1985 winner, was only third at the start of the final round behind Briesenick and Losch. Just like in Paris, the Russian saved her best for last and passed the German pair.

Budapest 1989

Straight Final (Mar 5)

1,	Claudia Losch	FRG	20.45
2,	Huang Zhihong	CHN	20.25
3,	Christa Wiese	GDR	19.75
4,	Stephanie Storp	FRG	19.63
5,	Heike Hartwig	GDR	19.44
6,	Belsis Laza	CUB	19.32
7,	Sona Vasiková	TCH	18.52
8,	Li Meisu	CHN	18.08

9, Ramona Pagel USA 17.71; 10, Connie Price USA 17.47; 11, Viktória Horváth HUN 17.10; 12, Agnese Maffei ITA 16.95; 13, Hanane Ahmed Khaled EGY 15.05

In the absence of the leading Eastern Europeans, Losch – the 1984 Olympic Champion – led from the first round.

“I had a good feeling since I won the European Champs here in '88,” said Losch.

Seville 1991

Straight Final (Mar 10)

1,	Sui Xinmei	CHN	20.54
2,	Huang Zhihong	CHN	20.33
3,	Natalya Lisovskaya	URS	20.00
4,	Stephanie Storp	GER	19.43
5,	Belsis Laza	CUB	18.91
6,	Kathrin Neimke	GER	18.77
7,	Connie Price-Smith	USA	18.59
8,	Svetlana Krivelyova	URS	18.58

9, Ramona Pagel USA 18.09; 10, Mihaela Oana ROU 17.14; 11, Krystyna Danilczyk POL 16.04; Hanane Ahmed Khaled EGY DNS

The People's Republic of China took their first world indoor title though Sui Xinmei, who also increased the championship record with her 20.54 in round four. Huang duplicated her 1989 silver, while Lisovskaya picked up her third world indoor medal, a bronze.

Shot Put

Paris 1985

Straight Final (Jan 18: Non-championship)

1,	Natalya Lisovskaya	URS	20.07
2,	Ines Müller	GDR	19.68
3,	Nunu Abashidze	URS	18.82
4,	Li Meisu	CHN	17.67
5,	Ramona Pagel	USA	17.40
6,	Simone Créantor	FRA	17.10
7,	Gael Martin	AUS	16.71
8,	Carol Cady	USA	15.44

Lisovskaya and Müller took turns in front, but the East German was ahead going into the final round and improved her lead with her final throw. However, she was overtaken by world record holder Lisovskaya, who improved from 19.52 to 20.07 with her last effort.

Toronto 1993

Straight Final (Mar 14)

1,	Svetlana Krivelyova	RUS	19.57
2,	Stephanie Storp	GER	19.37
3,	Zhang Lihong	CHN	19.32
4,	Valentina Feduyshina	UKR	19.07
5,	Anna Romanova	RUS	18.94
6,	Li Xiaoyun	CHN	18.90
7,	Belsis Laza	CUB	18.75
8,	Kathrin Neimke	GER	18.50

9, Connie Price-Smith USA 18.10; 10, Lissette Martínez CUB 17.47; 11, Mihaela Oana ROU 17.47

Krivelyova added the World Indoor title to her Olympic title. All five of her valid throws would have been good enough for victory from Storp.

Barcelona 1995

Straight Final (Mar 11)

1,	Kathrin Neimke	GER	19.40
2,	Connie Price-Smith	USA	19.12
3,	Grit Hammer	GER	19.02
4,	Zhang Lihong	CHN	18.84
5,	Sui Xinmei	CHN	18.81
6,	Valentina Fedyushina	UKR	18.48
7,	Mihaela Oana	ROU	18.07
8,	Judy Oakes	GBR	17.77
9,	Nataša Erjavec	SLO	17.41;
10,	Corrie de Bruin	NED	16.90;
11,	Eileen Vanisi	USA	16.10;
(1,)	Larisa Peleshenko	RUS	DQ (19.93)

Peleshenko won her first major title at the age of 31 – or so we thought until it was confirmed she had failed an out-of-competition doping test at Huddinge (Sweden) on February 20, 1995. The gold went instead to two-time Olympic medalist Neimke ahead of Price-Smith, who won her country's first shot medal at this level since 1960.

Paris 1997

Final (Mar 8)

1,	Vita Pavlysh	UKR	20.00
2,	Astrid Kumbernuss	GER	19.92
3,	Irina Korzhanenko	RUS	19.49
4,	Stephanie Storp	GER	18.80
5,	Huang Zhihong	CHN	18.67
6,	Connie Price-Smith	USA	18.38
7,	Mara Roselen	ITA	18.37
8,	Zhang Lihong	CHN	18.29
9,	Krystyna Danilczyk	POL	18.18;
10,	Judy Oakes	GBR	17.51;
11,	Elisângela Adriano	BRA	17.45;
12,	Corrie de Bruin	NED	17.36

Kumbernuss's win streak of 53 competitions was unexpectedly ended by Pavlysh. The Ukrainian, notably quick across the circle, put precisely 20m in rounds two and six. Kumbernuss replied with a best of 19.92 in round 5. "Frankly speaking," said the winner, "I needed the money, that's why I competed this winter."

Qualifying round (18.10 or top 12 to final) (Mar 8)

Group A qualifiers: Storp 18.49; Adriano 18.31; Price-Smith 17.85; de Bruin 17.70; Zhang 17.36

Non-qualifiers: Katarzyna Żakowicz POL 16.68; Eleni Ouzouni GRE 16.59

Group B qualifiers: Pavlysh 20.22; Kumbernuss 18.80; Korzhanenko 18.71; Danilczyk 18.54; Oakes 18.31; Huang 18.23; Rosolen 17.60

Non-qualifiers: Margarita Ramos ESP 16.88; Valeyta Althouse USA 16.63

Maebashi 1999

Straight Final (Mar 6)

1,	Svetlana Krivelyova	RUS	19.08
2,	Krystyna Zabawska	POL	19.00
3,	Teri Tunks	USA	18.86
4,	Connie Price-Smith	USA	18.82
5,	Nadine Kleinert	GER	18.51
6,	Yumileidi Cumbá	CUB	17.80
7,	Li Meisu	CHN	16.63
8,	Yoko Toyonaga	JPN	15.73
(1,)	Vita Pavlysh	UKR	DQ (r40.1) (21.43);
(2,)	Irina Korzhanenko	RUS	DQ (r40.1) (20.56)

At the 1998 European Championships in Budapest, Pavlysh produced the longest women's shot put of the 1990s. In Maebashi she achieved the same feat indoors. Drawn sixth, the Ukrainian opened with 20.72. Her great rival Korzhanenko responded with 20.56, and it looked as if

the two of them might have quite a duel. They didn't. Pavlysh's second put was a monster, 21.43. The performance had a negative effect of Korzhanenko, was to produce only one more valid put. Pavlysh, meanwhile, went out to 21.39 in the sixth.

She later declined to comment to the post-event interviewers, but in any case, her glory was short-lived. Both Pavlysh and Korzhanenko failed their doping control tests. They were each banned for two years and so the title went to former champion Krivelyova.

Lisbon 2001

Straight Final (Mar 10)

1,	Larisa Peleshenko	RUS	19.84
2,	Nadezhda Ostapchuk	BLR	19.24
3,	Svetlana Krivelyova	RUS	19.18
4,	Nadine Kleinert	GER	18.87
5,	Yumileidi Cumbá	CUB	18.61
6,	Katarzyna Żakowicz	POL	18.59
7,	Cheng Xiaoyan	CHN	18.22
8,	Krystyna Zabawska	POL	18.12
9,	Yanina Korolchik	BLR	17.52;
10,	Connie Price-Smith	USA	17.41;
11,	Lee Myung-Sun	KOR	17.09;
12,	Yu Xin CHN		14.55

Korolchik had unexpectedly beaten Peleshenko at the 2000 Olympic Games, but in Lisbon the Russian turned the tables as the Belarusian placed only ninth. It was another Belarus woman, Ostapchuk, who led after round 1 with 19.24. By the third, the 37-year-old Peleshenko took control. She put 19.52 and later improved to 19.84.

After collecting the gold, Peleshenko – known as an astrologist – noted that March was her lucky month.

Birmingham 2003

Final (Mar 15)

1,	Irina Korzhanenko	RUS	20.55
2,	Nadezhda Ostapchuk	BLR	20.31
3,	Astrid Kumbernuss	GER	19.86
4,	Vita Pavlysh	UKR	19.73
5,	Svetlana Krivelyova	RUS	19.57
6,	Yumileidi Cumbá	CUB	19.19
7,	Yanina Korolchik	BLR	18.94
8,	Assunta Legnante	ITA	18.20

Having placed third in 1997 then lost the 1999 title after failing a doping test, Korzhanenko finally won a gold medal. Wearing a heavy bandage on her right knee, she started with 20.14 then beat the championship record with 20.55 in the second. To that point no other woman had bettered 20m, but Ostapchuk followed with 20.31. Kumbernuss held third place with her 19.86 earlier in that round and that's how it stayed to the finish.

"After what happened in 1999," admitted Korzhanenko, "it is very important for me to have finished well here today."

Qualifying round (18.45 or top 8 to final) (Mar 15)

Qualifiers: Korolchik 19.12; Korzhanenko 19.10; Pavlysh 18.79; Cumbá 18.71; Krivelyova 18.66; Ostapchuk 18.57; Kumbernuss 18.46; Legnante 18.35

Non-qualifiers: Lieja Tunks NED 18.31; Li Meiju CHN 18.13; Cristiana Checchi ITA 18.08; Song Feina CHN 17.23; Nadine Kleinert GER NM

Budapest 2004

Final (Mar 5)

1,	Svetlana Krivelyova	RUS	19.90
2,	Yumileidi Cumbá	CUB	19.31
3,	Nadine Kleinert	GER	19.05
4,	Krystyna Zabawska	POL	19.00
5,	Li Meiju	CHN	18.69
6,	Misleidy González	CUB	18.41
7,	Nadezhda Ostapchuk	BLR	18.33
(1,)	Vita Pavlysh	UKR	DQ (r40.1) (20.49)

The World Outdoor Champion Krivelyova won a third world indoor gold with her second round put of 19.90. At the time of the final this performance was placed behind that of 1997 winner Pavlysh, who put 20.39 in the second round and 20.49 in the fourth. At Maebashi 1999, Pavlysh had "won" before being stripped of her title and banned for two years because of a doping infraction. She got caught again in Budapest, so the Ukrainian not only lost a second world indoor title but also earned a life ban.

Qualifying round (18.50 or top 8 to Final) (Mar 5)

Group A qualifiers: Krivelyova 19.46; Li 18.76; Kleinert 18.62; Ostapchuk 18.60; González 18.56

Non-qualifiers: Lieja Tunks NED 18.39; Cleopatra Borel TTO 18.19; Cristiana Chechci ITA 18.11; Kristin Heaston USA 17.86; Irini Terzoglou GRE 17.04

Group B qualifiers: Cumbá 19.13; Zabawska 18.42

Non-qualifiers: Natalya Kharaneko BLR 18.34; Valerie Adams NZL 18.22; Assunta Legnante ITA 18.15; Laurence Manfrédi FRA 17.39; Li Fengfeng CHN 17.16; Elisângela Adriano BRA 16.64; Pavlysh DQ (r40.1) (18.88)

Moscow 2006

Final (Mar 12)

1, Nataliya Khoronoko	BLR	19.84
2, Nadine Kleinert	GER	19.64
3, Olga Ryabinkina	RUS	19.24
4, Petra Lammert	GER	19.21
5, Yumileidi Cumbá	CUB	18.28
6, Jillian Camarena	USA	17.60
7, Cleopatra Borel-Brown	TTO	17.59
(6.) Nadezhda Ostapchuk	BLR DQ (r40.9)	(18.13)

The silver medallist in 2001 and 2003, Ostapchuk was hot favourite to win gold this time, having thrown 20.86 in Minsk on February 24. In Moscow she was nowhere near that form, scraping over 18m only on her last throw after four fouls. She placed sixth, but worse was to come in 2014. It was confirmed that she'd failed re-test of her doping sample from the 2005 outdoor World Championships. As a consequence, all her results in the period August 2005-August 2007 were annulled.

Belarus still triumphed though, through Khoronenko, who had led the qualifiers with 19.33, and took the lead with her winning 19.84 in round two of the final. Kleinert, who had led with 19.26, responded immediately with 19.64. All the medal positions were determined at the halfway point, with Ryabinkina's 19.24 (round 3) just edging Lammert 19.21 (round 2) for bronze.

Qualifying round (18.20 or top 8 to final) (Mar 11)

Qualifiers: Khoronoko 19.33; Ryabinkina 19.01; Cumbá 18.73; Kleinert 18.57; Camarena 18.25; Lammert 18.24; Borel-Brown 17.92; Ostapchuk DQ (r40.9) (18.98)

Non-qualifiers: Chiara Rosa ITA 17.85; Kristin Heaston USA 17.83; Krystyna Zabawska POL 17.53; Olga Ivanova RUS 17.50; Li Ling CHN 16.94

Valencia 2008

Final (Mar 9)

1, Valerie Vili	NZL	20.19
2, Nadezhda Ostapchuk	BLR	19.74
3, Li Meiju	CHN	19.09
4, Misleidis González	CUB	18.75
5, Chiara Rosa	ITA	18.68
6, Christina Schwanitz	GER	18.55
7, Cleopatra Borel-Brown	TTO	18.47
8, Anna Omarova	RUS	17.75

Although this was only her second competition ever indoors, Vili, the World Outdoor Champion, was the favourite, and she fulfilled the role excellently, with three throws beyond the best that world leader Ostapchuk could muster. Vili's opening throw of 20.19 was the winner, and while Ostapchuk had three throws of 19.60 or better, she could never quite get on terms with Vili. Li produced an indoor personal best of 19.09 in the last round to take bronze from González.

Qualifying round (18.45 or top 8 to final) (Mar 8)

Qualifiers: Vili 19.72; Schwanitz 18.97; Omarova 18.58; Li 18.55; Ostapchuk 18.46; Rosa 18.38; Borel-Brown 18.34; González 18.32

Non-qualifiers: Denise Hinrichs GER 18.25; Assunta Legnante ITA 18.24; Abigail Ruston USA 17.79; Anna Avdeyeva RUS 17.79; Li Ling CHN 17.76; Jillian Camarena USA 17.66; Helena Engman SWE 16.79; Lin Chia-Ying TPE 15.77

Doha 2010

Final (Mar 14)

1, Nadezhda Ostapchuk	BLR	20.85
2, Valerie Vili	NZL	20.49
3, Nataliya Mikhnevich	BLR	20.42
4, Anna Avdeyeva	RUS	19.47
5, Nadine Kleinert	GER	19.34
6, Jillian Camarena	USA	19.34
7, Misleydis González	CUB	18.77
8, Gong Lijiao	CHN	18.64
(7.) Anna Helme ROU DQ (r40.9)	(18.86)	

Since 2005, Vili and Ostapchuk were the best in the world with the honours usually falling to the New Zealander who had 28 successive wins since losing to the Belarusian in September 2007. After Mikhnevich upset the status quo by throwing 20.42 in the first round, Vili took the lead with 20.45 in the second round. Ostapchuk had opened with 20.24, and then, trying too hard, fouled three times. The Belarusian got things right in the fifth round with a championship record 20.68, and while Vili reacted well with throws of 20.49 and 20.27 it wasn't enough, and Ostapchuk emphasised her good form with a final throw of 20.85.

Ostapchuk's subsequently revealed doping violations did not affect the medals she won in this period. In 2014, the Belarus Athletic Federation (in conformity with IAAF rules) decided on the "disqualification of results from 13.08.05 to 12.08.07 and, since and including that of 05.08.12."

Qualifying round (18.50 or top 8 to final) (Mar 13)

Qualifiers: Ostapchuk 20.09; Vili 19.81; Gong 18.87; Camarena 18.85; Kleinert 18.77; Mikhnevich 18.67; Avdeyeva 18.53; González 18.51

Non-qualifiers: Olga Ivanova RUS 18.42; Liu Xiangrong CHN 18.34; Cleopatra Borel-Brown TTO 18.31; Michelle Carter USA 18.20; Melissa Boekelman NED 17.57; Austru Skujytė LTU 17.55; Mailin Vargas CUB 17.52; Anita Márton HUN 17.34; Helme DQ (r40.9) (19.10)

Istanbul 2012

Final (Mar 10)

1, Valerie Adams	NZL	20.54
2, Nadezhda Ostapchuk	BLR	20.42
3, Michelle Carter	USA	19.58
4, Jillian Camarena-Williams	USA	19.44
5, Nadine Kleinert	GER	19.29
6, Liu Xiangrong	CHN	18.63
7, Yevgeniya Kolodko	RUS	18.57
8, Irina Tarasova	RUS	18.54

Adams and Ostapchuk had battled for gold at the two preceding championships, with Adams winning in 2008, and the Belarusian in 2010. This time Ostapchuk led with her opening throw of 20.20, with Adams reacting in the next round with 20.48. The Kiwi supported this with a fourth round 20.41. Ostapchuk then closed with 20.42, before Adams finished with a winning 20.54. Behind them the battle for bronze was won by Carter, who threw 19.58 to edge her teammate Camarena-Williams

Qualifying round (18.60 or top 8 to final) (Mar 10)

Qualifiers: Adams 19.43; Ostapchuk 19.26; Camarena-Williams 19.11; Kleinert 19.00; Carter 18.61; Tarasova 18.57; Kolodko 18.52; Liu 18.29

Non-qualifiers: Alena Kopets BLR 17.80; Christina Schwanitz GER 17.58; Misleydis González CUB 17.32; Leyla Rajabi IRI 17.29; Paulina Guba POL 17.15; Jessica Cérval FRA 16.47; Ursula Ruiz ESP 16.43; Halyna Obleshchuk UKR 16.39; Emel Dereli TUR 16.02; Radoslava Mavrodieva BUL NM

Sopot 2014

Final (Mar 8)

1,	Valerie Adams	NZL	20.67
2,	Christina Schwanitz	GER	19.94
3,	Gong Lijiao	CHN	19.24
4,	Yevgeniya Kolodko	RUS	19.11
5,	Michelle Carter	USA	19.10
6,	Anita Márton	HUN	18.17
7,	Yulia Leantsiuk	BLR	18.16
8,	Jeneva McCall	USA	18.05

Adams returned from ankle and knee surgery to win a ninth senior global title easily, despite the presence of an in-form Schwanitz. Every one of the New Zealander's puts would have won the gold, including her qualifying mark. She competed with wrapping on her right knee. "As I get older I add more and more bandages to my body," she reflected, "but that's what's gonna keep me together and enable me to my live my dream and compete." Gong climbed from fourth to third in round three, so the podium was the same as at Moscow 2013.

Non-qualifier Heltné was disqualified for doping for the second time in three championships. This time she was ultimately banned for eight years, to 2022.

Qualifying round (18.70 or top 8 Final) (Mar 8)

Qualifiers: Adams 20.11; Schwanitz 19.73; Leantsiuk 18.85; Carter 18.79; Márton 18.63; Gong 18.60; Kolodko 18.32; McCall 18.20

Non-qualifiers: Irina Tarasova RUS 18.11; Alena Kopets BLR 17.73; Chiara Rosa ITA 17.31; Natalia Ducó CHI 17.24; Úrsula Ruiz ESP 17.16; Josephine Terlecki GER 17.11; Olga Holodnaya UKR 17.11; Halyna Obleshchuk UKR 16.74; Radoslava Mavrodieva BUL 16.48; Lin Chia-Ying TPE 16.31; Anca Heltné ROU DQ (r40.1) (17.35)

SHOT PUT

Multiple Medalists:

5	Nadezhda Ostapchuk	BLR	01-2, 03-2, 08-2, 10-1, 12-2
4	Svetlana Krivelyova	RUS	93-1, 99-1, 01-3, 04-1
	Valerie Vill/Adams	NZL	08-1, 10-2, 12-1, 14-1
3	Natalya Lisovskaya	URS	85-1, 87-1, 91-3
2	Claudia Losch	FRG	87-3, 89-1
	Huang Zhihong	CHN	89-2, 91-2
	Irina Korzhanenko	RUS	97-3, 03-1
	Astrid Kumbernuss	GER	97-2, 03-3
	Nadine Kleiner	GER	04-3, 06-2
	Natallia Khronenko/Mikhnevich	BLR	06-1, 10-3

Most Finals:

7	Ostapchuk		01-2, 03-2, 04-7, 06-6, 08-2, 10-1, 12-2
6	Krivelyova	URS/RUS	91-8, 93-1, 99-1, 01-3, 03-5, 04-1
	Kleiner/Schmitt		99-5, 01-4, 04-3, 06-2, 10-5, 12-5

Most Appearances:

7	Connie Price/Smith	USA	89-10, 91-7, 93-9, 95-2, 97-6, 99-4, 01-10
	Nadine Kleiner/Schmitt	GER	99-5, 01-4, 03-nm/Q, 04-3, 06-2, 10-5, 12-5
	Ostapchuk		01-2, 03-2, 04-7, 06-dq, 08-2, 10-1, 12-2

National Placings:

	1	2	3	4	5	6	7	8	Points
GER	2	6	5	6	4	2	-	2	142
RUS	5	-	3	2	2	-	1	2	80
CHN	1	2	3	2	3	2	2	3	75
BLR	2	4	1	-	-	-	3	-	56
USA	-	1	2	2	2	4	1	2	53
CUB	-	1	-	1	3	4	2	-	40
URS	2	-	2	-	1	-	-	1	33
NZL	3	1	-	-	-	-	-	-	31
UKR	1	-	-	2	-	1	-	-	21
POL	-	1	-	1	-	1	-	1	16
ITA	-	-	-	-	1	-	1	1	7
ROU	-	-	-	-	-	-	2	-	4
TTO	-	-	-	-	-	-	2	-	4
FRA	-	-	-	-	-	1	-	-	3
HUN	-	-	-	-	-	1	-	-	3
AUS	-	-	-	-	-	-	1	-	2
TCH	-	-	-	-	-	-	1	-	2
GBR	-	-	-	-	-	-	-	1	1
JPN	-	-	-	-	-	-	-	1	1
Totals	16	16	16	16	16	16	16	14	574

Pentathlon

Toronto 1993

(Mar 12: Non-championship)

1,	Liliana Năstase	ROU	4686
2,	Urszula Włodarczyk	POL	4667
3,	Birgit Clarius	GER	4641
4,	Irina Tyukhay	RUS	4619
5,	Kym Carter	USA	4566
6,	Petra Vaidianu	ROU	4394
7,	Beatrice Mau	GER	4358
8,	DeDe Nathan	USA	4128

9, Kim Vanderhoek CAN 3828; Svetla Dimitrova BUL DNF (2735); Zhu Yuqing CHN DNF (2654); Maria Kamrowska POL DNF (1030); (1,) Irina Belova RUS DQ (4787)

The original winner of the event was Olympic silver medallist Irina Belova, who went into the lead after the long jump. However, she was stripped of her medal following a positive doping test. Her score would have been the second highest in history after her own 4991 in 1992.

Individual marks:

	60h	HJ	SP	LJ	800
Năstase	8.21	1.76	13.88	6.43	2:14.13
Włodarczyk	8.41	1.82	14.52	6.23	2:16.09
Clarius	8.62	1.79	15.52	5.98	2:11.34
Tyukhay	8.32	1.79	13.77	6.45	2:19.79
Carter	8.50	1.88	13.91	5.59	2:10.69
Vaidianu	8.55	1.73	14.65	5.96	2:20.06
Mau	8.57	1.73	13.11	6.06	2:17.23
Nathan	8.58	1.70	13.58	6.10	2:35.39
Vanderhoek	8.92	1.67	12.98	5.89	2:42.79
Dimitrova	8.19	1.67	14.56	DNM	DNS
Zhu	8.53	1.73	13.38	DNM	DNS
Kamrowska	8.44	DNS			
Belova	8.20	1.82	13.51	6.45	2:11.11 DQ

Barcelona 1995

(Mar 10)

1,	Svetlana Moskalets	RUS	4834
2,	Kym Carter	USA	4632
3,	Irina Tyukhay	RUS	4622
4,	Svetlana Buraga	BLR	4466
5,	Liliana Năstase	ROU	4447
6,	Mona Steigauf	GER	4445
7,	Anzhela Atroushchenko	BLR	4441
8,	Sharon Jaklofsky	NED	4434

9, Jamie McNear USA 4365; 10, Karin Specht GER 4233; 11, Inma Clopes ESP 4052; 12, Marcela Podracká SVK 3642

Moskalets led throughout to become the first official world indoor pentathlon champion. Carter and Tyukhay had a close battle for the silver, with the American clinched with her 800m win.

Individual marks:

	60h	HJ	SP	LJ	800
Moskalets	8.20	1.88	14.41	6.55	2:19.78
Carter	8.37	1.79	14.82	6.11	2:15.34
Tyukhay	8.33	1.79	13.91	6.55	2:22.49
Buraga	8.27	1.73	13.43	6.34	2:22.15
Năstase	8.30	1.70	13.89	6.20	2:19.40
Steigauf	8.34	1.79	11.88	6.17	2:16.48
Atroushchenko	8.71	1.73	13.06	6.48	2:18.26
Jaklofsky	8.34	1.73	13.21	6.46	2:25.04
McNear	8.25	1.76	12.81	5.91	2:19.76
Specht	8.60	1.82	11.89	5.87	2:23.90
Clopes	8.85	1.73	12.90	5.74	2:27.24
Podracká	8.81	1.76	13.96	4.17	2:35.47

Paris 1997

(Mar 7)

1,	Sabine Braun	GER	4780
2,	Mona Steigauf	GER	4681
3,	Kym Carter	USA	4627

4,	Urszula Włodarczyk	POL	4613
5,	Tatyana Gordeyeva	RUS	4575
6,	Eunice Barber	SLE	4558
7,	DeDee Nathan	USA	4513
8,	Marie Collonvillé	FRA	4225

9, Karin Periginelli ITA 4223; 10, Svetlana Kazanina KAZ 4216; Tiia Hautala FIN DNF (3464); Remigija Nazarovienė LTU DNF (2843)

European outdoor Champion Braun produced her best form in years, starting with a world pentathlon best of 8.11 in the 60m hurdles. The German placed second in the next three disciplines, though cut it fine in the long jump. There she managed only 4.24 then a foul, before clicking with 6.40. This meant she could afford to finish last in her 800m heat yet still win by 99 points. Braun's team-mate Steigauf placed second, while Carter improved from 5th to 3rd after her 800m run.

Individual marks:

	60h	HJ	SP	LJ	800
Braun	8.11	1.86	14.39	6.40	2:19.74
Steigauf	8.23	1.83	12.98	6.47	2:17.00
Carter	8.36	1.83	15.48	5.68	2:13.32
Włodarczyk	8.40	1.83	14.23	6.17	2:18.26
Gordeyeva	8.79	1.92	13.55	6.10	2:18.40
Barber	8.39	1.80	13.05	6.35	2:18.17
Nathan	8.61	1.83	14.22	6.09	2:20.43
Collonvillé	8.78	1.77	11.78	5.78	2:14.62
Periginelli	8.67	1.68	12.67	5.87	2:14.69
Kazanina	9.23	1.80	12.18	5.94	2:16.46
Hautala	8.47	1.74	13.31	5.80	DNS
Nazarovienė	8.20	1.80	13.81	NM	DNS

Maebashi 1999

(Mar 5)

1,	DeDee Nathan	USA	4753
2,	Irina Belova	RUS	4691
3,	Urszula Włodarczyk	POL	4596
4,	Remigija Nazarovienė	LTU	4505
5,	Jane Jamieson	AUS	4490
6,	Nathalie Teppe	FRA	4472
7,	Natalya Roshchupkina	RUS	4382
8,	Mona Steigauf	GER	4380

Nathan, familiarly known as DeDee, but entered under her passport name of LaShundra, had a spectacular start. She set a personal best in the hurdles and two more in the high jump, winning both events. In the shot put she had two fouls before putting 15.10, compared with her best ever of 15.16.

After three events, the American's lead was 166 points. A respectable long jump of 6.24 gave her a very comfortable cushion of eight seconds from Włodarczyk prior to the 800m. She held the Pole by less than one second, while Belova's win moved her into second place.

Individual marks:

	60h	HJ	SP	LJ	800
Nathan	8.26	1.86	15.10	6.24	2:18.98
Belova	8.38	1.74	13.76	6.45	2:09.29
Włodarczyk	8.32	1.80	14.39	6.20	2:19.62
Nazarovienė	8.41	1.77	14.81	6.02	2:20.06
Jamieson	8.66	1.83	13.94	6.08	2:19.64
Teppe	8.67	1.77	14.01	6.27	2:20.08
Roshchupkina	8.61	1.77	13.85	5.98	2:20.18
Steigauf	8.30	1.77	12.68	5.98	2:19.62

Lisbon 2001

(Mar 9)

1,	Natalya Sazanovich	BLR	4850
2,	Yelena Prokhorova	RUS	4771
3,	Karin Ertl	GER	4678
4,	Natalya Roshchupkina	RUS	4664
5,	Sabine Braun	GER	4646
6,	Anzhela Kinet	TUR	4558

7,	Ltga Kļaviņa	LAT	4334
8,	Urszula Włodarczyk	POL	3434

Sazanovich compiled the third-highest score in history after winning three of the five events. Her performances in the long jump and shot constituted pentathlon championship records. The Belarusian held a lead of 235 before the 800m, which was just as well, because she finished an exhausted sixth in 2:23.20. Winning that race was Prokhorova, who moved up from fifth to second spot in the overall standings.

Individual marks:

	60h	HJ	SP	LJ	800
Sazanovich	8.25	1.80	16.31	6.69	2:23.20
Prokhorova	8.46	1.77	14.03	6.42	2:09.85
Ertl	8.51	1.83	14.79	6.34	2:18.48
Roshchupkina	8.60	1.83	14.43	6.08	2:10.61
Braun	8.32	1.80	14.37	6.27	2:17.45
Kinet	8.45	1.77	13.04	6.19	2:10.90
Kļaviņa	8.52	1.89	13.78	6.17	2:42.24
Włodarczyk	8.79	1.74	13.73	5.84	DNF

Birmingham 2003

(Mar 14)

1,	Carolina Klüft	SWE	4933
2,	Natalya Sazanovich	BLR	4715
3,	Marie Collonvillé	FRA	4644
4,	Sonja Kesselschläger	GER	4498
5,	Naide Gomes	POR	4476
6,	Katja Keller	GER	4430
7,	Marina Brezgina	UKR	4313
	Anzhela Atroshchenko	TUR	DNF (1801)

There was no stopping Carolina Klüft, the reigning World Junior Champion. She won the first two events with indoor personal bests and although beaten by defending champion Sazanovich in the third, the Swede was ecstatic with her 14.48 shot compared with her previous best of 13.78.

After three events, Klüft was 47 points ahead and this was stretched to 89 after another personal best (6.61) in the long jump. The 20 year-old Swede needed to run 2:11.45 in the 800m to break the world record. She tried, leading through 200m in 31.87, 400m in 65.67 and 600m in 1:41.44. Klüft was overtaken by Collonvillé before the finish and fell short of her target, but still won with the second-highest score in history.

Individual marks:

	60h	HJ	SP	LJ	800
Klüft	8.19	1.89	14.48	6.61	2:15.58
Sazanovich	8.29	1.83	15.17	6.50	2:25.04
Brezgina	8.32	1.77	12.38	6.02	2:23.80
Kesselschläger	8.37	1.77	14.05	6.15	2:20.41
Keller	8.45	1.74	12.68	6.35	2:19.25
Gomes	8.50	1.83	13.44	6.24	2:24.60
Collonvillé	8.56	1.86	12.87	6.40	2:15.06
Atroshchenko	8.71	1.68	DNF		

Budapest 2004

(Mar 5)

1,	Naide Gomes	POR	4759
2,	Natalya Dobrynska	UKR	4727
3,	Austra Skujytė	LTU	4679
4,	Karin Ruckstuhl	NED	4640
5,	Tia Hellebaut	BEL	4526
6,	Irina Butor	BLR	4315
7,	Larisa Netšeporuk	EST	4227
8,	Kim Schiemenz	USA	4012

The 2002 European indoor silver medallist Gomes became World Indoor Champion without winning any of the five disciplines. Personal bests in the high jump and shot took her into a lead of 56 points, and after a strong long jump of 6.45 she held a four-second advantage over

Dobrynska before the 800m. The Ukrainian did manage to cut the former São Tome's athlete lead in half, but the overall order after five events was actually unaffected by the result of the last event.

Individual marks:

	60h	HJ	SP	LJ	800
Gomes	8.48	1.88	15.08	6.45	2:21.69
Dobrynska	8.48	1.82	15.39	6.43	2:19.45
Skujytė	8.69	1.79	16.30	6.38	2:20.24
Ruckstuhl	8.39	1.82	13.21	6.57	2:19.92
Hellebaut	8.61	1.91	12.39	6.11	2:18.53
Butor	8.59	1.76	13.31	5.99	2:22.07
Netšeporuk	8.78	1.70	13.46	6.08	2:22.91
Schiemenz	8.85	1.67	13.15	5.58	2:22.27

Moscow 2006**(Mar 10)**

1, Lyudmila Blonska	UKR	4685
2, Karin Ruckstuhl	NED	4607
3, Olga Levenkova	RUS	4579
4, Sonja Kesselschläger	GER	4574
5, Yuliya Ignatkina	RUS	4459
6, Svetlana Ladokhina	RUS	4374
7, Olga Rypakova	KAZ	4368
8, Hyleas Fountain	USA	4205

In her first major championship since a doping suspension, Blonska won the title by 78 points from Ruckstuhl. Blonska won two events, while Ruckstuhl was never worse than fourth in any of the five events. Kesselschläger won the 800m, but was not quite far enough ahead of Levenkova to wrest the bronze from the Russian.

Individual marks:

	60h	HJ	SP	LJ	800
Blonska	8.29	1.87	12.43	6.50	2:19.62
Ruckstuhl	8.47	1.81	13.64	6.33	2:16.72
Levenkova	8.55	1.78	13.20	6.44	2:15.12
Kesselschläger	8.62	1.78	13.69	6.34	2:14.45
Ignatkina	8.65	1.78	13.81	6.25	2:20.68
Ladokhina	8.61	1.72	14.62	6.06	2:21.84
Rypakova	8.84	1.87	12.18	6.17	2:23.09
Fountain	8.47	1.72	12.76	6.31	2:33.85

Valencia 2008**(Mar 7)**

1, Tia Hellebaut	BEL	4867
2, Kelly Sotherton	GBR	4852
3, Anna Bogdanova	RUS	4753
4, Nataliya Dobrynska	UKR	4742
5, Austra Skujytė	LTU	4655
6, Karolina Tymirńska	POL	4580
7, Tatyana Chernova	RUS	4543
8, Lyudmila Blonska	UKR	4474

The world outdoor bronze medallist Sotherton led after the hurdles, but the key event turned out to be the high jump. The European Champion at that event, Hellebaut, produced a world multi-events record jump of 1.99 and move 162 points ahead. In the shot put Dobrynska set a further world indoor championship heptathlon record of 17.18 while both Hellebaut and Sotherton set personal bests. The Belgian's lead (over Skujytė) was cut to 86.

In the long jump Sotherton missed a chance to close the gap substantially when she fouled twice and ended up with a "safe" 6.45 while the Belgian was near to her very best at 6.41. Before the 800m Hellebaut led Sotherton by 107 points, which represented a margin of 7.7 seconds. Sotherton sped off in the wake of Tymirńska but Hellebaut stayed within range, though ran herself to a standstill to win overall by just 15 points. "It was so close in the end I really did not know if it would be me or Kelly," said the winner, who was beaten by the Briton in all events except the high jump.

Individual marks:

	60h	HJ	SP	LJ	800
Hellebaut	8.54	1.99	13.85	6.41	2:16.42
Sotherton	8.25	1.81	14.57	6.45	2:09.95
Bogdanova	8.39	1.84	14.56	6.38	2:15.67
Dobrynska	8.63	1.75	17.18	6.31	2:15.69
Skujytė	8.84	1.81	17.00	6.22	2:21.23
Tymirńska	8.65	1.72	14.30	6.22	2:08.64
Chernova	8.64	1.81	13.11	6.28	2:14.96
Blonska	8.57	1.78	14.12	6.31	2:23.92

Doha 2010**(Mar 13)**

1, Jessica Ennis	GBR	4937
2, Natalya Dobrynska	UKR	4851
3, Tatyana Chernova	RUS	4762
4, Hyleas Fountain	USA	4753
5, Antoinette Nana Djimou Ida	FRA	4618
6, Karolina Tymirńska	POL	4575
7, Marina Goncharova	RUS	4416
8, Aiga Grabuste	LAT	4013

Ennis, the 2009 Heptathlon World Champion, consolidated her position as the best all-round athlete, leading from the opening event with her 8.04 hurdles. She stayed in the lead throughout the competition, producing a championship record of 4937, just ahead of Klüft's 4933 in 2003. Ennis won two of the five events, and was second in two others, including the long jump where she produced a lifetime best of 6.44. Dobrynska was a solid second, and though Fountain equalled the US record, she was pipped for the bronze by Chernova who closed a gap of 99 points in the 800m.

In February 2015, the IAAF announced that a re-test of Chernova's sample from the outdoor 2009 World Championships was positive. The Russian Anti-Doping Agency banned her for two years and annulled her results between August 15, 2009 and August 14, 2011. She stands to lose her Doha medal, but at the time of writing (January 31, 2016), the case was still under review by the IAAF.

Individual marks:

	60h	HJ	SP	LJ	800
Ennis	8.04	1.90	14.01	6.44	2:12.55
Dobrynska	8.50	1.84	16.43	6.33	2:14.85
Chernova	8.51	1.78	14.54	6.62	2:13.19
Fountain	8.20	1.87	14.06	6.46	2:21.02
Djimou Ida	8.26	1.84	13.72	6.34	2:22.64
Tymirńska	8.48	1.72	14.38	6.19	2:11.16
Goncharova	8.56	1.78	13.78	5.92	2:17.69
Grabuste	8.94	1.63	12.33	6.05	2:23.84

Istanbul 2012**Final Standings (Mar 9)**

1, Nataliya Dobrynska	UKR	5013WR
2, Jessica Ennis	GBR	4965
3, Austra Skujytė	LTU	4802
4, Karolina Tymirńska	POL	4725
5, Tatyana Chernova	RUS	4725
6, Yekaterina Bolshova	RUS	4639
7, Hanna Melnychenko	UKR	4623
8, Yana Maksimava	BLR	4601

Defending champion Ennis led the way, clocking a world pentathlon best 7.91 in the hurdles, which would have won silver in the individual event at Istanbul. All her principal rivals performed well, as they did in the high jumper which Skujytė (1.90) won from Ennis (1.87). After two events the Briton was 109 points ahead on 2217. In Doha her corresponding figures were 75 and 2226.

Ennis produced a shot personal best of 14.79, but her lead was cut to 11 points from Skujytė (16.26). The event was actually won by Dobrynska (16.51) who also moved into range of the leaders. The long jump decided the medals, as Dobrynska jumped an excellent 6.57 (6.70 from takeoff), Skujytė a reasonable 6.24 and Ennis a poor 6.19. That

result reversed the order of the top three so that Dobrynska led with 4065 from Skujytė 3978 and Ennis 3972.

The Ukrainian was 35 points up on the 20 year-old world record schedule of Irina Belova and needed an 800m of 2:12.69 to break the record of 4991. Ennis needed to beat Dobrynska by 6.5 seconds to win while Skujytė's title chances were dismissed as she was not a strong 800m runner. Ennis won the race in a Pentathlon championship best of 2:08.09, but Dobrynska stayed near with her personal best of 2:11.15. As the final results were computed, Ennis briefly and misleadingly appeared first on the scoreboard with her Commonwealth record of 4965. But the title had gone to Dobrynska, whose winning and world record score of 5013 appeared shortly after.

Individual marks:

	60h	HJ	SP	LJ	800
Dobrynska	8.38	1.84	16.51	6.57	2:11.15
Ennis	7.91	1.87	14.79	6.19	2:08.09
Skujytė	8.57	1.90	16.26	6.24	2:19.99
Tymirnska	8.52	1.72	14.68	6.49	2:08.25
Chernova	8.29	1.84	13.90	6.25	2:13.23
Bolshova	8.62	1.87	12.07	6.52	2:14.43
Melnychenko	8.45	1.84	13.29	6.27	2:15.53
Maksimava	8.80	1.90	14.85	5.80	2:14.25

Sopot 2014

Final Standings (Mar 7)

1,	Nadine Broersen	NED	4830
2,	Brianne Theisen-Eaton	CAN	4768
3,	Alina Fyodorova	UKR	4724
4,	Sharon Day-Monroe	USA	4718
5,	Claudia Rath	GER	4681
6,	Yana Maksimava	BLR	4651
7,	Hanna Melnychenko	UKR	4587
8,	Karolina Tymirnska	POL	4557

At the Moscow World Championships Broersen lost a likely medal when she hit a hurdle heavily in the first event. In Sopot she had a dream start. She matched her fastest-ever hurdles time of 8.32, but then really racked up the points in the high jump with a Dutch record of 1.93. Her lead from Theisen-Eaton after two events was a healthy 73 points. The Dutchwoman was fourth in the next two events, but she still led by 101 points going into the 800m. Meanwhile, the Canadian faltered in the long jump with two fouls and a cautious 6.13. That meant the Dutchwoman had a seven second cushion over her nearest challenger, who was Fyodorova, a slower 800m runner on paper.

Broersen sealed her victory by beating the Ukrainian with an indoor personal best. Fyodorova was overtaken by Theisen-Eaton, but held off the valiant 800m winner Day-Monroe for the bronze by just six points.

Individual marks:

	60h	HJ	SP	LJ	800
Broersen	8.32	1.93	14.59	6.17	2:14.97
Theisen-Eaton	8.13	1.84	13.86	6.13	2:10.07
Fyodorova	8.52	1.84	15.95	6.26	2:15.31
Day-Monroe	8.43	1.84	14.95	5.94	2:09.80
Rath	8.43	1.78	13.66	6.37	2:10.29
Maksimava	8.75	1.87	14.93	5.90	2:11.28
Melnychenko	8.18	1.81	13.02	6.27	2:18.40
Tymirnska	8.50	1.75	14.36	6.07	2:12.03

PENTATHLON

Multiple Medalists:

3	Natalya Dobrynska	UKR	04-2, 10-2, 12-1
2	Urszula Włodarczyk	POL	93-2, 99-3
	Kym Carter	USA	95-2, 97-3
	Natalya Sazanovich	BLR	01-1, 03-2
	Austra Skujytė	LTU	04-3, 12-3
	Jessica Ennis	GBR	10-1, 12-2

Most Top Eight / Most Appearances:

4	Włodarczyk	93-2, 97-4, 99-3, 01-8
	Dobrynska	04-2, 08-4, 10-2, 12-1

Women's Pentathlon, continued

National Placings:

	1	2	3	4	5	6	7	8	Points
RUS	1	2	4	2+1=	2	2	3	-	80.5
GER	1	1	2	2	2	2	1	1	54
UKR	2	2	1	1	-	-	3	1	48
USA	1	1	1	2-1	-	-	1	3	40
POL	-	1	1	1+1=	-	2	-	2	30.5
BLR	1	1	-	1	-	2	1	1	29
GBR	1	2	-	-	-	-	-	-	22
NED	1	1	-	1	-	-	-	1	21
LTU	-	-	2	1	1	-	-	-	21
ROU	1	-	-	-	1	1	-	-	15
FRA	-	-	1	-	1	1	-	1	14
BEL	1	-	-	-	1	-	-	-	12
POR	1	-	-	-	1	-	-	-	12
SWE	1	-	-	-	-	-	-	-	8
CAN	-	1	-	-	-	-	-	-	7
AUS	-	-	-	-	1	-	-	-	4
SLE	-	-	-	-	-	1	-	-	3
TUR	-	-	-	-	-	1	-	-	3
LAT	-	-	-	-	-	-	1	1	3
EST	-	-	-	-	-	-	1	-	2
KAZ	-	-	-	-	-	-	1	-	2
Totals	12	12	12	11+2=	11	12	12	11	431

3000 Metres Walk

Paris 1985

Straight Final (Jan 18: Non-championship)

1,	Giuliana Salce	ITA	12:53.42
2,	Yan Hong	CHN	13:05.56
3,	Ann Peel	CAN	13:06.97
4,	Dana Vavracová	TCH	13:29.06
5,	Ann Jansson	SWE	13:47.18
6,	Teresa Vaill	USA	13:59.56
7,	Suzanne Griesbach	FRA	14:22.21
8,	Synnøve Olsen	NOR	14:22.40

9, Karin Jensen DEN 14:40.59; 10, Ingrid Adam FRG 14:54.67

Salce won from the front in a time only she had ever bettered indoors. Her final lap took just 41.78. Silver medallist Yan was only 18.

Indianapolis 1987

Straight Final (Mar 6)

1,	Olga Krishtop	URS	12:05.49WR
2,	Giuliana Salce	ITA	12:36.76
3,	Ann Peel	CAN	12:38.97
4,	Dana Vavracová	TCH	12:47.49
5,	Emilia Cano	ESP	13:02.41
6,	Ann Jansson	SWE	13:04.29
7,	Mirva Hämäläinen	FIN	13:08.42
8,	Maryanne Torrellas	USA	13:10.30

9, Shi Xiaoling CHN 13:14.55; 10, Kjersti Tesse NOR 13:18.35; 11, Maria Colin MEX 13:23.45; 12, Teresa Palacios ESP 13:28.09; 13, Teresa Vaill USA 13:32.82; 14, Suzanne Griesbach FRA 13:33.33; 15, Sue Cook AUS 13:45.75; 16, Graciela Mendoza MEX 14:01.21; 17, Alison Baker CAN 14:22.75; Kerry Saxby AUS & Chen Zhimin CHN DQ

Saxby set a pace even faster than during her world outdoor best of 12:20.07. Only Krishtop could stay in touch. The Australian passed 1000m in 4:00.24 and 2000m in 8:04.66, but Krishtop proved stronger, and led at the bell.

Disaster struck Saxby on the bell lap when she was disqualified, leaving the 29 year-old Siberian to win and improve the world record by a margin of 26.08.

Budapest 1989

Final (Mar 4)

1,	Kerry Saxby	AUS	12:01.65WR
2,	Beate Anders	GDR	12:07.73
3,	Ileana Salvador	ITA	12:11.33
4,	Nadezhda Ryashkina	URS	12:12.98

5,	Anikó Szebzenszky	HUN	12:27.20		
6,	Andrea Alföldi	HUN	12:31.66		
7,	Ann Peel	CAN	12:32.34		
8,	Olga Sánchez	ESP	12:34.02		
9,	Dana Vavracová	TCH	12:40.51; Reyes Sobrino	ESP	DQ

Anders suddenly built up a lead of 25m at the start of the second kilometre, but she was gradually reeled in by a cautious Saxby, keen to avoid a repeat of her 1987 fate. On the 11th lap, the Australian caught Anders but stayed behind until the final 600m, where she went ahead and on to a world record.

First round (First 3 & 4 fastest to final) (Mar 3)

Heat 1: 1; 1, Ryashkina 12:20.28; 2, Anders 12:22.22; 3, Sobrino 12:27.82; 4, Peel 12:36.46; 5, Alföldi 12:47.70; 6, Beverley Hayman AUS 13:06.61; 7, Andrea Brückmann FRG 13:21.72

Heat 2: 1, Salvador 12:41.12; 2, Saxby 12:41.55; 3, Szebzenszky 12:45.93; 4, Sánchez 12:50.87; 5, Vavracová 12:52.01; 6, Teresa Vaill USA 12:52.39; Alison Baker CAN & Valeriya Todorova BUL DQ

Seville 1991

Final (Mar 9)

1,	Beate Anders	GER	11:50.90WR
2,	Kerry Saxby	AUS	12:03.21
3,	Ileana Salvador	ITA	12:07.67
4,	Olga Kardapoltseva	URS	12:07.70
5,	Yelena Nikolayeva	URS	12:09.60
6,	Emilia Cano	ESP	12:40.87
7,	Olga Sánchez	ESP	12:54.40
8,	Zuzana Zemková	TCH	12:59.85
9,	Victoria Herazo USA 13:09.90; 10, Myriam Ramón ECU 13:24.95; Kathrin Born GER & Anna-Rita Sidoti ITA DQ		

The unified German team collected their first ever gold medal when Anders swept into the lead, tracked by Saxby, and drew away from her opponents. Anders, who lowered the world record to 11:55.99 the previous month, had an eight metre lead at 1000m (3:55.17). She was further ahead at 2000m (7:53.00) and had a 45m lead from Saxby at the bell. When the winner crossed the line the clock read 11:49.61 but this was corrected to 11:50.90, still easily a world record.

First round (First 4 & 4 fastest to final) (Mar 8)

Heat 1: 1, Salvador 12:33.23; 2, Nikolayeva 12:34.73; 3, Anders 12:35.27; 4, Sánchez 12:47.80; 5, Zemková 13:05.89; 6, Herazo 13:15.99; Viera Toporek AUT DQ; Janice McCaffrey CAN, Mária Rózsa HUN & Sari Essayah FIN DQ

Heat 2: 1, Sidoti 13:05.10; 2, Kardapoltseva 13:05.43; 3, Born 13:05.47; 4, Saxby 13:06.38; 5, Cano 13:16.06; 6, Ramón 13:25.13; 7, Alison Baker CAN 13:53.21; Kamila Holpučová TCH & Ildikó Ilyés HUN DQ

Toronto 1993

Final (Mar 13)

1,	Yelena Nikolayeva	RUS	11:49.73
2,	Kerry Junna-Saxby	AUS	11:53.82
3,	Ileana Salvador	ITA	11:55.35
4,	Beate Anders	GER	11:57.14
5,	Yelena Arshintseva	RUS	12:01.22
6,	Anna-Rita Sidoti	ITA	12:04.16
7,	Sari Essayah	FIN	12:06.10
8,	Madelein Svensson	SWE	12:18.10
9,	Sada Buknienė LTU 12:40.18; Debbi Lawrence USA DQ		

Nikolayeva not only won with a championship record but also became the first Russian to win a world title since the separate ex-USSR Republics became IAAF members. Her winning time was the second-fastest ever.

She outwalked Junna-Saxby in the last 400m, leaving the Australian with her second consecutive silver medal.

First round (First 3 & 4 fastest to final) (Mar 12)

Heat 1: 1, Salvador 12:20.24; 2, Arshintseva 12:20.42; 3, Lawrence 12:20.79; 4, Svensson 12:21.53; 5, Buknienė 12:30.56; 6, Alison Baker CAN 12:33.62; 7, Simone Thust GER 13:06.06; 8, Zuzana Zemková SVK 13:43.89

Heat 2: 1, Nikolayeva 12:15.43; 2, Junna-Saxby 12:16.90; 3, Anders 12:22.57; 4, Sidoti 12:26.12; 5, Essayah 12:27.38; 6, Janice McCaffrey CAN 12:56.71; 7, Victoria Herazo USA 13:08.74; 8, Julie Drake GBR 13:12.01; 9, Hilde Gustavsen NOR 13:20.95

3000 METRES WALK

Multiple Medalists:

3	Kerry Saxby	AUS	89-1, 91-2, 93-2
	Ileana Salvador	ITA	89-3, 91-3, 93-3
2	Ann Peel	CAN	85-3, 87-3
	Giuliana Salce	ITA	85-1, 87-2
	Beate Anders	GDR/GER	89-2, 91-1

Most Finals:

3	Peel								
	Dana Vavracová	TCH	85-4, 87-4, 89-9						
	Anders		89-2, 91-1, 93-4						
	Saxby								
	Salvador								
2	Ann Jansson	SWE	85-5, 87-6						
	Salce								
	Emilia Cano	ESP	87-5, 91-6						
	Olga Sanchez	ESP	89-8, 91-7						
	Yelena Nikolayeva	URS/RUS	91-5, 93-1						
	Annarita Sidoti	ITA	91-dq, 93-6						

Most Appearances:

4	Alison Baker	CAN	87-17, 89-dq/h2, 91-7h2, 93-6h1
	Saxby		87-dq, 89-1, 91-2, 93-2

National Placings:

	1	2	3	4	5	6	7	8	Points
ITA	1	1	3	-	-	1	-	-	36
AUS	1	2	-	-	-	-	-	-	22
URS	1	-	-	2	1	-	-	-	22
GER	1	1	-	1	-	-	-	-	20
CAN	-	-	2	-	-	-	1	-	14
RUS	1	-	-	-	1	-	-	-	12
TCH	-	-	-	2	-	-	-	1	11
ESP	-	-	-	-	1	1	1	1	10
SWE	-	-	-	-	1	1	-	1	8
CHN	-	1	-	-	-	-	-	-	7
HUN	-	-	-	-	1	1	-	-	7
USA	-	-	-	-	-	1	-	1	4
FIN	-	-	-	-	-	-	2	-	4
FRA	-	-	-	-	-	-	1	-	2
NOR	-	-	-	-	-	-	-	1	1
Totals	5	5	5	5	5	5	5	5	180

Event discontinued after 1993

4 x 400 Metres Relay

Seville 1991

Straight Final (Mar 10)

1,	Germany	3:27.22WR
2,	USSR	3:27.95
3,	United States	3:29.00
4,	Spain	3:31.86
5,	France	3:34.05

The USSR fielded the same team which had set a world record in Paris (3:28.80) two weeks earlier. They ran even quicker in Seville, but were beaten by an inspired German quartette.

Spain took an early lead through Myers and Merino, but were caught by the USSR and Germany on the third leg. Individual fourth placer Yurchenko faced European outdoor Champion Grit Breuer on the anchor, and had no answer when the German surged past in the last 50m.

Teams & unofficial splits where known

GER	Sandra Seuser 53.4, Kathrin Schreier 51.7, Annett Hesselbarth 51.8, Grit Breuer 50.4
URS	Marina Shmonina 53.0, Lyudmila Dzhigalova 51.9, Margarita Ponomayova 51.9, Aelita Yurchenko 51.2
USA	Terry Dendy 53.7, Lillie Leatherwood 52.9, Jearl Miles 52.2, Diane Dixon 50.2
ESP	Sandra Myers, Julia Merino, Gregoria Ferrer, Esther Lahoz
FRA	Elsa Devassogne, Marie Christine Cazier-Ballo, Evelyne Elien, Viviane Dorsile

Toronto 1993

Straight Final (Mar 13)

1,	Jamaica	3:32.32
2,	United States	3:32.50
(1.)	Russia	DQ (3:28.90)
	Canada	DQ (3:34.2)

A comfortable win by Russia was annulled when Shmonina failed a doping test. It would have been Russia's second world title after that of Nikolayeva in the walk. Instead, Sandie Richards claimed her second gold of the weekend. Canada were disqualified for a zone violation.

Teams & unofficial splits

JAM	Deon Hemmings 53.9, Beverley Grant 53.9, Cathy Rattray-Williams 52.8, Sandie Richards 51.7
USA	Trevaia Williams 54.4, Terri Dendy 52.6, Dyan Webber 54.1, Natasha Kaiser-Brown 51.4
RUS	Marina Shmonina DQ (52.37), Tatyana Alekseyeva 51.57, Yelena Andreyeva 52.70, Yelena Ruzina 52.25
CAN	Rossey Edeh 54.1, Donalda Duprey 52.7, Alanna Yakivchuk 53.6, France Gareau 53.8

Barcelona 1995

Straight Final (Mar 12)

1,	Russia	3:29.29
2,	Czech Republic	3:30.27
3,	United States	3:31.43
4,	Great Britain & NI	3:35.39
5,	PR of China	3:39.76

Russia, anchored by European Champion Goncharenko, won easily from the Czech Republic and the USA. Half of the silver medal winning team were coached by world individual record holder Jarmila Kratochvílová.

Teams & unofficial splits

RUS	Tatyana Chebykina 52.67, Yelena Ruzina 52.68, Yekaterina Kulikova 52.62, Svetlana Goncharenko 51.32
CZE	Nadia Kostovalová 53.19, Helena Džurirová 52.71, Hana Benešová 52.40, Ludmila Formanová 51.97
USA	Nelrae Pasha 54.11, Tanya Dooley 52.58, Kim Graham 52.78, Flirtisha Harris 51.96
GBR	Melanie Neef 53.03, Susan Earnshaw 53.27, Alison Curbishley 54.58, Stephanie McCann 54.51
CHN	Lu Xifang 55.16, Ma Yuqin 55.38, Cao Chunying 54.88, Zhang Hengyun 54.34

Paris 1997

Final (Mar 9)

1,	Russia	3:26.84WR
2,	United States	3:27.66
3,	Germany	3:28.39
4,	Czech Republic	3:28.47
5,	Ukraine	3:30.43
6,	Great Britain & NI	3:32.25

The teams were closely matched at the first changeover with Britain in a narrow lead. Goncharenko, who won the individual 200m bronze, then made a huge difference with her 51.28 split on the second leg. That put Russia out of range of even the United States, for whom Miles Clark anchored with the fastest stage of the race, 50.25. The Russian quartette earned themselves a total of \$110,000 for winning and breaking the world record which had been set at the 1991 championships by Germany. That team included Grit Breuer, and she took another medal for her country by pipping the Czechs for the bronze.

Teams & unofficial splits

RUS	Tatyana Chebykina 52.97, Svetlana Goncharenko 51.28, Olga Kotlyarova 51.45, Tatyana Alekseyeva 51.14
-----	--

USA	Shanelle Porter 52.81, Natasha Kaiser-Brown 52.25, Anita Howard 52.35, Jearl Miles Clark 50.25
GER	Anja Rucker 52.62, Anke Feller 52.67, Heike Meissner 51.57, Grit Breuer 51.53
CZE	Naděžda Košťovalová 53.35, Ludmila Formanová 52.40, Helena Fuchsová 52.20, Hana Benešová 50.52
UKR	Tatyana Movchan 52.70, Aelita Yurchenko 52.98, Galina Misiruk 52.66, Olga Moroz 52.09
GBR	Phyllis Smith 52.52, Sally Gunnell 53.05, Michelle Thomas 54.21, Donna Fraser 52.47

First round (First 2 and fastest to final) (Mar 8)

Heat 1: 1, Germany 3:31.56; 2, Great Britain & NI 3:35.36; (Non-qualifier) 3, France 3:35.39

Teams & unofficial splits

GER	Anja Knippel 53.83, Anke Feller 52.95, Heike Meissner 51.97, Anja Rucker 52.81
GBR	Michelle Thomas 54.48, Jenny Stoute 53.62, Donna Fraser 53.57, Sally Gunnell 53.69
FRA	Marleine Scholent 54.22, Sandrine Thiébaud 53.12, Nicole Delars 54.28, Marie-Françoise Ophelètes 53.77

Heat 2: 1, Russia 3:29.85; 2, Ukraine 3:31.11; 3, Czech Republic 3:31.23; 4, United States 3:31.87 (All qualified)

Teams & unofficial splits

RUS	Tatyana Chebykina 52.89, Natalya Sharova 52.07, Yekaterina Bakhtvalova 53.67, Tatyana Alekseyeva 51.22
UKR	Tatyana Movchan 52.95, Aelita Yurchenko 52.04, Galina Misiruk 54.13, Olga Moroz 51.99
CZE	Naděžda Košťovalová 53.50, Ludmila Formanová 52.00, Helena Fuchsová 53.60, Hana Benešová 52.13
USA	Anita Howard 53.78, Carlette Guidry 51.76, Natasha Kaiser-Brown 53.66, Shanelle Porter 52.67

Maebashi 1999

Straight Final (Mar 7)

1,	Russia	3:24.25WR
2,	Australia	3:26.87
3,	United States	3:27.59
4,	Germany	3:29.06
5,	Jamaica	3:30.16
6,	Japan	3:41.47

For the second successive World Indoor Championships, Russia lowered the world record. Once again the key to the win and the record was the running of Goncharenko. The Maebashi 200m silver medallist was already in a comfortable lead when she received the baton after Chebykina's 51.68 opener. Goncharenko flew round the double-lap in 50.30, much the fastest split of the race. At halfway the Russians had a 15m lead, which Kotlyarova increased with her 50.77 lap three. Behind her, the USA and Australia were having a see-saw battle for second place. On the first lap of the third leg, Urbansky brought Germany into medal contention, but she faded on the second lap and left Breuer, for once, with little chance to improve her team's fortune.

At the last changeover it was Russia from Australia and the United States, who were without the injured Jearl Miles Clark. One felt that their anchorwoman Porter might be at the mercy of Breuer, but in fact she pressurised the reigning World outdoor Champion Freeman, "out-splitting" her 51.26 to 51.77. Nazarova anchored the Russians to victory, meaning that Chebykina and Goncharenko collected their third consecutive world indoor relay gold.

After the race, Australia protested over Russia's use of Nazarova, who had failed to finish her semi-final the previous day, apparently injured. The appeal was turned down, and the same four Russians went on to win the world outdoor title in Seville five months later.

Teams & unofficial splits

RUS	Tatyana Chebykina 51.68, Svetlana Goncharenko 50.30, Olga Kotlyarova 50.77, Natalya Nazarova 51.50
AUS	Susan Andrews 52.33, Tania Van Heer 51.45, Tamsyn Lewis 51.32, Cathy Freeman 51.77
USA	Monique Hennagan 52.20, Michelle Collins 51.37, Zundra Feagin-Alexander 52.76, Shanelle Porter 51.26
GER	Anja Knippel 52.76, Anja Rucker 52.01, Ulrike Urbansky 53.37, Grit Breuer 50.92
JAM	Lorraine Graham 52.92, Deon Hemmings 52.30 estimate, Beverly Grant 53.63 estimate, Sandie Richards 51.31
JPN	Sachiko Kiso 55.88, Sakie Nobuoka 53.83, Miho Sugimori 55.87, Mariko Miura 55.89

Lisbon 2001**Straight Final (Mar 11)**

1, Russia	3:30.00
2, Jamaica	3:30.79
3, Germany	3:31.00
(4), United States	DQ (r41.1) (3:32.76)

Hennagan (51.93) put the United States into a big lead, but then Russia took over in front thanks to Zykina (52.04), with 200m champion Campbell close behind for Jamaica. On the third stage, Scott raced to the front on her first circuit. With individual champion Richards to follow, Jamaica looked to be in a strong position, but Scott faded to third place before the changeover where Russia led again.

Kotlyarova (50.78) was therefore able to make some amends for her individual defeat by Richards earlier in the day. The Jamaican moved up from third to second with her split of 50.91 and earned a record-equalling sixth world indoor medal.

Teams & unofficial splits

RUS	Yuliya Nosova 53.41, Olesya Zykina 52.04, Yuliya Sotnikova 53.77, Olga Kotlyarova 50.78
JAM	Charmaine Howell 53.19, Juliet Campbell 52.54, Catherine Scott-Pomales 54.15, Sandie Richards 50.91
GER	Claudia Marx 53.09, Birgit Rockmeier 52.99, Florence Ekpo-Umoh 53.48, Shanta Ghosh 51.44
USA	Monique Hennagan 51.93, Donna Howard 54.29, Kelli White DQ (r40.9) (53.61), Tasha Downing 52.93

Birmingham 2003**Final (Mar 16)**

1, Russia	3:28.45
2, Jamaica	3:31.23
3, United States	3:31.69
4, Great Britain & NI	3:32.18
5, Ukraine	3:36.18

The Russians were such easy winners that European outdoor Champion Zykina and Birmingham winner Nazarova could afford to slacken off on legs three and four. Far behind there was a keen battle for places 2-4. At the final exchanges, Russia were some 10m up on the USA with Jamaica and Britain a further 10m back. There was no catching Nazarova, but the experienced Jamaican Sandie Richards brought her team through for the silvers. She had just missed the individual final in Birmingham but this meant she was fresh for the relay and it showed with a 51.14 split, the fastest of the race. Richards therefore increased her overall world indoor medal haul to seven, a record for the time.

Teams & unofficial splits

RUS	Natalya Antyukh 51.57, Yuliya Pechonkina 51.77, Olesya Zykina 52.86, Natalya Nazarova 52.25
JAM	Ronetta Smith 52.40, Catherine Scott 54.32, Sheryl Morgan 53.37, Sandie Richards 51.14
USA	Monique Hennagan 52.25, Megan Addy 53.36, Brenda Taylor 52.56, Mary Danner 53.52
GBR	Jenny Meadows 53.59, Danielle Halsall 54.22, Amy Spencer 52.62, Catherine Murphy 51.75
UKR	Antonina Yefremova 53.03, Tatyana Debela 54.47, Natalya Zhuravlyova 54.55, Natalya Makukh 54.13

Budapest 2004**Final (Mar 7)**

1, Russia	3:23.88WR
2, Belarus	3:29.96
3, Romania	3:30.06
4, Poland	3:30.52
5, Jamaica	3:33.77
6, Greece	3:39.23

There was no doubt that Russia would win, especially after Kotlyarova ran the amazing split of 49.91 in the heats. In the final Krasnomovets

sped away in 51.37 followed by Kotlyarova 50.12. Surprisingly, Levina was chosen to run the third leg and at 52.50 was rather slower than Zykina's 51.88 in the heats. Russia's victory was certain once the final change was complete, but could individual winner Nazarova run quickly enough to break the world record after Levina's moderate run? Yes, because she supplanted Kotlyarova as the fastest ever indoor relay runner with 49.89.

Sub-51 anchor legs by Svetlana Usovich and Tirllea secured the other medals for Belarus and Romania at the expense of Poland.

Teams & unofficial splits

RUS	Olesya Krasnomovets 51.37, Olga Kotlyarova 50.12, Tatyana Levina 52.50, Natalya Nazarova 49.89
BLR	Natalya Sologub 52.63, Anna Kozak 52.61, Ilona Usovich 53.79, Svetlana Usovich 50.93
ROU	Angela Morosanu 54.00, Alina Ripanu 52.73, Maria Rus 52.64, Ionela Tirllea 50.69
POL	Zuzanna Radecka 53.39, Monika Bejnar 52.19, Malgorzata Pskit 53.12, Grazyna Prokopek 51.82
JAM	Ronetta Smith 53.34, Allison Beckford 53.67, Michelle Ballentine 54.34, Michelle Burgher 52.42
GRE	Eleftheria Papadopoulou 55.46, Chrisoula Goudenouhidi 53.66, Yeoryia Koumnaki 56.60, Fani Halkia 53.51

First round (First 2 & 2 fastest to final) (Mar 7)

Heat 1: 1, Belarus 3:31.25; 2, Russia 3:31.27; 3, Jamaica 3:32.29; 4, Greece 3:32.88; (Non-qualifiers) 5, Ireland 3:34.61; 6, Sweden 3:34.71

Teams & unofficial splits

BLR	Natalya Sologub 53.59, Anna Kozak 52.74, Ilona Usovich 53.25, Svetlana Usovich 51.67
RUS	Olesya Zykina 51.88, Olga Kotlyarova 49.91, Tatyana Levina 54.80, Natalya Antyukh 54.68
JAM	Ronetta Smith 53.17, Allison Beckford 53.31, Sheryl Morgan 53.49, Michelle Burgher 52.32
GRE	Eleftheria Papadopoulou 54.65, Chrisoula Goudenouhidi 52.86, Yeoryia Koumnaki 54.46, Fani Halkia 50.91
IRL	Karen Shinkins 54.34, Ciara Sheehy 54.99, Michelle Carey 52.93, Joanne Cuddihy 52.35
SWE	Beatrice Dahlgren 53.51, Ellinor Stuhmann 53.01, Erica Martensson 53.57, Louise Gundert 54.62

Heat 2: 1, Poland 3:32.44; 2, Romania 3:32.45; (Non-qualifiers) 3, Great Britain & NI 3:33.30; 4, United States 3:33.38; 5, Spain 3:38.01

Teams & unofficial splits

POL	Zuzanna Radecka 53.49, Monika Bejnar 53.21, Malgorzata Pskit 52.65, Grazyna Prokopek 53.09
ROU	Angela Morosanu 55.85, Alina Ripanu 53.19, Maria Rus 52.53, Ionela Tirllea 50.88
GBR	Melanie Purkiss 53.79, Carey Marshall 53.36, Liz Fairs 53.61, Jenny Meadows 52.54
USA	Eliannee Richardson 53.86, Gigi Miller 53.11, Natasha Hastings 54.25, Moushumi Robinson 52.16
ESP	Elena Córcoles 55.39, Cora Olivero 53.36, Daisy Antonio 53.72, Laia Forcadell 55.54

Moscow 2006**Final (Mar 12)**

1, Russia	3:24.91
2, United States	3:28.63
3, Belarus	3:28.65
4, Poland	3:28.95
5, Jamaica	3:29.54
6, Great Britain & NI	3:29.70

Russia ran 3:25.91, the fourth-fastest ever, in the heats. In that race Levina split 51.03 and that possibly earned her place as lead-off woman in the final. In that race, she gave her team a six-metre advantage over Poland. Nazarova extended the lead by a couple of metres, before 400m winner Krasnomovets broke the race open with a 50.69 leg to lead by almost 30m. Antyukh anchored the team home with 51.38 to a 3:24.91 clocking – again the fourth fastest time ever. The USA just held off Belarus for second place, but the race was dominated by Russia – on each leg the Russian squad was fastest.

Teams & unofficial splits

RUS	Tatyana Levina 51.63, Natalya Nazarova 51.21, Olesya Krasnomovets 50.69, Natalya Antyukh 51.38
-----	--

USA	Debbie Dunn 52.83, Tiffany Ross-Williams 51.77, Monica Hargrove 52.44, Mary Danner 51.59
BLR	Natalya Sologub 52.65, Anna Kozak 51.59, Yuliana Zhalniryuk 53.00, Ilona Usovich 51.41
POL	Grazyna Prokopek 52.37, Monika Bejnar 51.36, Marta Chrust-Rozej 52.99, Malgorzata Pskit 52.23
JAM	Shellene Williams 53.26, Novlene Williams 51.42, Moya Thompson 52.18, Allison Beckford 52.68
GBR	Melanie Purkiss 53.54, Jenny Meadows 51.69, Emma Duck 52.21, Helen Karagounis 52.26

First round (First 2 & 2 fastest to final) (Mar 12)

Heat 1: 1, Russia 3:25.91; 2, Jamaica 3:30.03; 3, Poland 3:30.18; (Non-qualifier) 4, Bulgaria 3:34.47

Teams & unofficial splits

RUS	Yuliya Gushchina 51.62, Tatyana Veshkurova 52.27, Tayana Levina 51.03, Natalya Antyukh 50.99
JAM	Shellene Williams 52.65, Ronetta Smith 52.95, Moya Thompson 51.83, Allison Beckford 52.60
POL	Grazyna Prokopek 52.27, Monika Bejnar 52.55, Marta Chrust-Rozej 52.73, Malgorzata Pskit 52.63
BUL	Monika Gachevska 54.53, Mariyana Dimitrova 51.15, Teodora Kolarova 53.18, Tezdzhan Naimova 55.61

Heat 2: 1, Belarus 3:28.47; 2, United States 3:29.44; 3, Great Britain & NI 3:29.59; (Non-qualifier) 4, Ukraine 3:35.80

Teams & unofficial splits

BLR	Natalya Sologub 52.60, Anna Kozak 52.22, Yuliana Yuschanka 52.55, Ilona Usovich 51.10
USA	Debbie Dunn 52.77, Tiffany Ross-Williams 52.19, Monica Hargrove 52.27, Kia Davis 52.21
GBR	Melanie Purkiss 53.38, Jenny Meadows 51.64, Emma Duck 52.44, Helen Karagounis 52.13
UKR	Anastasiya Rabchenyuk 53.89, Olga Zavgorodnya 53.41, Oksana Shcherbak 54.12, Liliya Lobanova 54.38

Valencia 2008

Final (Mar 9)

1, Russia	3:28.17
2, Belarus	3:28.90
3, United States	3:29.30
4, Czech Republic	3:34.53
5, Romania	3:36.79
6, Poland	3:36.97

Having won the previous seven titles, Russia was the favourite, but "Rodina" (mother Russia) was threatened on this occasion by Belarus and the United States. Russia built up a 10-metre lead over the first two legs, with USA inches ahead of Belarus, but Woods (51.53) and Svetlana Usovich (51.60) closed to within 2m of Nazarova on the third leg, though Usovich mis-timed her effort and lost vital ground just before passing to her younger sister. Ilona Usovich brought Belarus back to within striking distance, but Zykina was never in serious threat and she took her fifth world indoor gold her while team-mate Nazarova brought her total to seven, equalling the record of Maria Mutola.

Teams & unofficial splits

RUS	Yulia Gushchina 52.36, Tatyana Levina 52.37, Natalya Nazarova 52.54, Olesya Zykina 50.90
BLR	Anna Kozak 53.18, Irina Khyustova 52.95, Svetlana Usovich 51.60, Ilona Usovich 51.17
USA	Angel Perkins 53.18, Miriam Barnes 52.93, Shareese Woods 51.53, Moushaumi Robinson 51.66
CZE	Zuzana Bergrova 54.53, Denisa Šcerbová 53.02, Jitka Bartoničková 53.28, Zuzana Hejnová 53.70
ROU	Anamaria Ioniță 55.44, Iuliana Popescu 53.98, Mirela Lavric 54.64, Angela Moroșanu 52.73
POL	Agnieszka Karpiesiuk 54.25, Ewelina Sętowska-Dryk 54.16, Jolanta Wójcik 54.57, Bożena Lukasik 53.99

Doha 2010

Straight Final (Mar 14)

1, United States	3:27.34
2, Russia	3:27.44
3, Czech Republic	3:30.05

4, Great Britain & NI	3:30.29
(3.) Jamaica	DQ (r40.1) (3:28.49)

Individual champion Dunn gave the USA the lead with an opening 51.21 just ahead of Jamaica's Wilkins (51.29). Russia were an uncharacteristic third 10m back, and that gap lengthened when Pospelova and Nazarova fumbled their exchange. Clora Williams (sister of Novlene) briefly put Jamaica ahead on the second leg, before Trotter regained the lead while Nazarova brought Russia into second place. Hastings ran a well-judged leg to keep the Russians at bay before passing to Felix. The 200m World Champion outdoors clocked 50.92 to hold off Firova's 50.77.

The win brought the fourth gold by US women in Doha, and the first loss by Russia in this event since 1993. Nevertheless Nazarova brought her world indoor medal tally to seven golds and two silvers; better than Maria Mutola's record of seven-one-one.

Jamaica were initial bronze medallists in a Central American record of 3:28.49 before their lead-off woman Wilkins got them disqualified, having failed a doping control test.

Teams & unofficial splits

USA	Debbie Dunn 51.21, Deedee Trotter 52.54, Natasha Hastings 52.67, Allyson Felix 50.92
RUS	Svetlana Pospelova 52.71, Natalya Nazarova 51.87, Kseniya Vdovina 52.09, Tatyana Firova 50.77
CZE	Denisa Posolová 52.87, Jitka Bartoničková 53.71, Zuzana Bergrová 51.91, Zuzana Hejnová 51.56
GBR	Kim Wall 53.30, Vicki Barr 53.15, Perri Shakes-Drayton 51.97, Lee McConnell 51.87
JAM	Bobby-Gaye Wilkins DQ (r40.1) (51.29), Clora Williams 54.43, Davita Prendergast 51.38, Novlene Williams-Mills 51.39

Istanbul 2012

Straight Final (Mar 11)

1, Great Britain & NI	3:28.76
2, United States	3:28.79
3, Russia	3:29.55
4, Romania	3:33.41
5, Belarus	3:33.73
Ukraine	DQ (r163.3) (3:30.62)

It was Russia, the USA and Britain in that order at the first changeover, then the second leg individual bronze medallist Hastings ran the fastest split of the day (51.33). That put the USA into a two-metre lead from Russia while Britain just about stayed in range of the big two teams.

On the third stage both the US and Russia fielded their weak links, while Britain were represented by Olympic Champion Ohuruogu. The Briton gradually closed the gap, then swept into the lead on the final bend to give Shakes-Drayton a metre's lead from the individual gold and silver medallists Richards-Ross and Fedoriva. While the British anchorwoman enjoyed a clear run from the front, Pygda of Ukraine surged in the first 200m, blocking Richards-Ross and reaching the shoulder of Shakes-Drayton by the bell. As the Ukrainian then faded, Richards-Ross made a move down the last backstraight, passing Fedoriva and closing rapidly on Shakes-Drayton. Into the finishing straight the American continued to close but the Briton held on for victory.

Teams & unofficial splits

GBR	Shana Cox 52.82, Nicola Sanders 52.48, Christine Ohuruogu 51.98, Perri Shakes-Drayton 51.48
USA	Leslie Cole 52.59, Natasha Hastings 51.33, Jernail Hayes 53.52, Sanya Richards-Ross 51.35
RUS	Yuliya Gushchina 52.15, Kseniya Ustalova 51.99, Marina Karnaushchenko 53.30, Aleksandra Fedoriva 52.11
ROU	Angela Moroșanu 53.59, Alina Andreea Panainte 53.98, Adelină Pastor 54.03, Mirela Lavric 51.81
BLR	Hanna Tashpulatova 54.88, Yuliana Yushchanka 54.01, Iryna Khlustava 52.14, Svetlana Usovich 52.70
UKR	Yelizaveta Bryzghina 53.50, Yuliya Olishchevska 52.32, Olga Zemlyak 52.20, Natalya Pygda 52.60

Sopot 2014

Final (Mar 9)

1, United States	3:24.83
2, Jamaica	3:26.54
3, Great Britain & NI	3:27.90
4, Poland	3:29.89
5, Nigeria	3:31.59
(4.) Russia	DQ (r40.1) (3:28.39)

The start of the final was delayed for 10 minutes after successive faulty starts caused by problems with Jamaica's starting blocks, which were eventually replaced. Initially, their lead-off runner Hall was warned with a yellow card, but that was downgraded to a green when the technical difficulties became apparent.

Hastings put the United States into a clear lead which was increased by individual finalists Atkins and McCorory. The latter ran a relaxed first lap to enable Adeoye to get within range, but then took off in the second half of her leg as Britain were caught by Jamaica at the final changeover. Anchored by 400m hurdler Tate, the US won in 3:24.83, the quickest-ever non-Russian time.

Ohuruogu was no match for McPherson on the anchor and was in danger of being caught by Russia, for whom Ryzhova produced a 49.83 split, the fastest ever indoors. The Russian crossed the line in fourth place, but was later disqualified for a doping violation.

In accordance with IAAF rule 41.1 from March 2004, Russia's performance in the heats was also disqualified even though seven-time World Indoor Champion Nazarova deputised for Ryzhova. In these circumstances, results are annulled regardless of whether or not the guilty athlete – who is otherwise a member of the team – has competed or not.

Teams & unofficial splits

USA	Natasha Hastings 51.89, Joanna Atkins 50.91, Francena McCorory 50.33, Cassandra Tate 51.70
JAM	Patricia Hall 52.80, Anneisha McLaughlin 51.25, Kalesie Spencer 51.13, Stephenie-Ann McPherson 51.36
GBR	Eilidh Child 52.25, Shana Cox 51.80, Margaret Adeoye 51.33, Christine Ohuruogu 52.52
POL	Ewelina Ptak 54.49, Malgorzata Holub 51.83, Patrycja Wyciszekiewicz 52.50, Justyna Święty 51.07
NGR	Omolara Omotoso 54.21, Sade Abugan 52.10, Bukola Abogunloko 52.90, Patience George 52.38
RUS	Olga Tovarnova 53.32, Alena Tamkova 52.47, Yuliya Terekhova 52.77, Kseniya Ryzhova DQ (r40.1) (49.83)

First round (First 2 & 2 fastest to final) (Mar 8)

Heat 1: 1, Great Britain & NI 3:30.60; (Non-qualifiers 2, Italy 3:31.99; 3, Romania 3:38.18; Russia DQ (r40.1) (3:30.87) (Qualified for final but disqualified in retrospect)

Teams & unofficial splits

GBR	Eilidh Child 52.33, Shana Cox 51.87, Victoria Ohuruogu 52.80, Christine Ohuruogu 53.60
ITA	Maria Enrica Spacca 52.36, Elena Bonfanti 52.67, Marta Milani 52.17, Chiara Bazzoni 51.86
ROU	Adelina Pastor 53.78, Alina Andreea Zaizan 51.98, Sanda Belgyan 52.37, Bianca Răzor 51.35
RUS	Olga Tovarnova 53.32, Irina Davydova 52.15, Yuliya Terekhova 53.43, Natalya Nazarova 53.09

Heat 2: 1, United States 3:29.06; 2, Jamaica 3:29.43; 3, Poland 3:29.48; 4, Nigeria 3:29.67 (All qualified)

Teams & unofficial splits

USA	Natasha Hastings 52.85, Jernail Hayes 52.47, Monica Hargrove 52.08, Cassandra Tate 53.47
JAM	Verone Chambers 54.45, Anneisha McLaughlin 54.62, Natoya Goule 56.14, Stephenie-Ann McPherson 52.97
POL	Ewelina Ptak 53.79, Patrycja Wyciszekiewicz 52.21, Joanna Linkiewicz 52.51, Malgorzata Holub 50.92
NGR	Omolara Omotoso 53.51, Patience George 51.99, Bukola Abogunloko 52.58, Sade Abugan 51.59

4 x 400 METRES RELAY

Multiple Medalists:

6	Natalya Nazarova	RUS	99-1, 03-1, 04-1, 06-1, 08-1, 10-2
4	Olga Kotlyarova	RUS	97-1, 99-1, 01-1, 04-1
	Olesya Zykina	RUS	01-1, 03-1, 04-2h1, 08-1
3	Sandie Richards	JAM	93-1, 01-2, 03-2
	Tatyana Chebykina	RUS	95-1, 97-1, 99-1
	Svetlana Goncharenko	RUS	95-1, 97-1, 99-1
	Natalya Antyukh	RUS	03-1, 04-2h1, 06-1
	Anna Kozak	BLR	04-2, 06-3, 08-2
	Ilonia Usovich	BLR	04-2, 06-3, 08-2
	Tatyana Levina	RUS	04-1, 06-1, 08-1
	Yuliya Gushchina	RUS	06-1h1, 08-1, 12-3
	Natasha Hastings	USA	10-1, 12-2, 14-1
2	17 women		

Most Finals:

6 Nazarova

Most Appearances:

7 Nazarova 99-1, 03-1, 04-1, 06-1, 08-1, 10-2, 14-dq/h1

National Placings:

	1	2	3	4	5	6	7	8	Points
RUS	8	1	1	-	-	-	-	-	77
USA	2	4	5	-	-	-	-	-	74
JAM	1	3	-	-	3	-	-	-	41
GBR	1	-	1	3	-	2	-	-	35
GER	1	-	2	1	-	-	-	-	25
BLR	-	2	1	-	1	-	-	-	24
CZE	-	1	1	2	-	-	-	-	23
POL	-	-	-	3	-	1	-	-	18
ROU	-	-	1	1	1	-	-	-	15
UKR	-	-	-	-	2	-	-	-	8
AUS	-	1	-	-	-	-	-	-	7
URS	-	1	-	-	-	-	-	-	7
ESP	-	-	-	1	-	-	-	-	5
CHN	-	-	-	-	1	-	-	-	4
FRA	-	-	-	-	1	-	-	-	4
NGR	-	-	-	-	1	-	-	-	4
GRE	-	-	-	-	-	1	-	-	3
JPN	-	-	-	-	-	1	-	-	3
Totals	13	13	12	11	10	5	0	0	377

Medley Relay

Toronto 1993 only

Final (800m, 200m, 200m, 400m)
(Mar 14: Non-championship)

1, United States	3:45.90
2, Canada	3:56.34
Russia	DQ (3:49.4)

The USA won easily, as Russia were disqualified even before the announcement of Shmonina's positive test. Like the US men, their women set a world best for the event.

Teams & unofficial splits

USA	Joetta Clark 2:08.7, Wendy Vereen 22.6, Kim Batten 23.3, Jearl Miles 51.3
CAN	Donalda Duprey 2:13.7, Sonia Paquette 23.4, Mame Twumasi 24.2, Alanna Yakiwchuk 55.0
RUS	Yelena Afanasyeva 2:10.2, Marina Shmonina DQ (23.0), Yelena Ruzina 23.2, Yelena Andreyeva 53.0



Paralympic Events

Arm Amputee Event **Birmingham 2003**

Men's 800 Metres (Mar 16)

1,	Danny Crates	GBR	2:12.44
2,	José Monteiro	POR	2:13.46
3,	Abdelghani Gtaib	MAR	2:13.94
4,	Lhachemi Goumrhare	MAR	2:15.12
5,	Andy Bird	GBR	2:15.33

Cerebral Palsy Event **Birmingham 2003**

Women's 60 Metres (Mar 14)

1,	Wang Fang	CHN	9.65
2,	Hazel Robson	GBR	9.73
3,	Yu Chun Lai	HKG	9.81
4,	Kato Yuki	HKG	9.84
5,	Eleni Samaritaki	GRE	10.19
6,	Claudia Teubner	GER	10.73

Blind Events **Budapest 2004**

Men 200 Metres (Mar 5)

1,	János Hajner	HUN	32.14
2,	Tibor Csonti	HUN	36.41
3,	Ádám Matics	HUN	38.28

Women's 200 Metres (Mar 5)

1,	Flóra Buránya	HUN	39.07
2,	Mária Baráth	HUN	42.62
3,	Eszter Geszti	HUN	42.66



EUROPEAN INDOOR GAMES (1966-69) & CHAMPIONSHIPS

PAST VENUES

	<u>Date</u>	<u>Venue</u>	<u>Stadium</u>
	27 Mar 66	Dortmund, FRG	Westfalenhalle
	11/12 Mar 67	Praha, TCH	Sportovní hala Pkojf
	9/10 Mar 68	Madrid, ESP	Palacio de los Deportes
	8/9 Mar 69	Beograd, YUG	Hala I Beogradskog sajma
1.	8/9 Mar 70	Wien, AUT	Stadt-Halle
2.	13/14 Mar 71	Sofiya, BUL	Festivalna
3.	11/12 Mar 72	Grenoble, FRA	Palais des Sports
4.	10/11 Mar 73	Rotterdam, NED	Ahoy
5.	9/10 Mar 74	Göteborg, SWE	Scandinavium
6.	8/9 Mar 75	Katowice, POL	Rondo
7.	21/22 Feb 76	München, FRG	Olympiahalle
8.	12/13 Mar 77	San Sebastián, ESP	Anoeta
9.	11/12 Mar 78	Milano, ITA	Palazzo dello Sport
10.	24/25 Feb 79	Wien, AUT	Ferry-Dusika-Halle
11.	1/2 Mar 80	Sindelfingen, FRG	Glaspalast
12.	21/22 Feb 81	Grenoble, FRA	Palais des Sports
13.	6/7 Mar 82	Milano, ITA	Palazzo dello Sport
14.	5/6 Mar 83	Budapest, HUN	Sportscárnok
15.	3/4 Mar 84	Göteborg, SWE	Scandinavium
16.	2/3 Mar 85	Pireás, GRE	Peace and Friendship Stadium
17.	22/23 Feb 86	Madrid, ESP	Palacio de los Deportes
18.	21/22 Feb 87	Liévin, FRA	Palais des Sports
19.	5/6 Mar 88	Budapest, HUN	Sportscárnok
20.	17/18 Feb 89	Den Haag, NED	Houtrust
21.	3/4 Mar 90	Glasgow, GBR	Kelvin Hall
22.	29 Feb-1 Mar 92	Genova, ITA	Palasport
23.	11-13 Mar 94	Paris, FRA	Palais Omnisports Paris-Bercy
24.	8-10 Mar 96	Stockholm, SWE	Stockholm Globe Arena
25.	27 Feb-1 Mar 98	Valencia, ESP	Velódromo Leis Puig
26.	25-27 Feb 00	Gent, BEL	Flanders Indoor Hall
27.	1-3 Mar 02	Wien, AUT	Ferry-Dusika-Halle
28.	4-6 Mar 05	Madrid, ESP	Palacio de los Deportes
29.	2-4 Mar 07	Birmingham GBR	National Indoor Arena
30.	6-8 Mar 09	Torino, ITA	Oval Ligoto
31.	4-6 Mar 11	Paris, FRA	Palais Omnisports Paris-Bercy
32.	28 Feb-3 Mar 13	Göteborg, SWE	Scandinavium
33.	5-8 Mar 15	Praha, CZE	O2 Arena
34.	3-5 Mar 17	Beograd, SRB	Kombank Arena

GOLD

SILVER

BRONZE

PAST MEDALLISTS

MEN

60 Metres

* 50 Metres; ‡ Unofficial automatic timing

1966	Barrie Kelly	GBR	6.6	Heinz Erbstösser	GDR	6.6	Viktor Kasatkin	URS	6.6
1967*	Pasquale Giannattasio	ITA	5.7	Aleksandr Lebedyev	URS	5.8	Viktor Kasatkin	URS	5.9
1968*‡	Jobst Hirscht	FRG	5.77	Bob Frith	GBR	5.83	Günther Gollós	GDR	5.83
1969*	Zenon Nowosz	POL	5.8	Valeriy Borzov	URS	5.8	Bob Frith	GBR	5.8
1970	Valeriy Borzov	URS	6.6	Zenon Nowosz	POL	6.7	Jarkko Tapola	FIN	6.7
1971	Valeriy Borzov	URS	6.6	Jobst Hirscht	FRG	6.7	Manfred Kokot	GDR	6.8
1972*	Valeriy Borzov	URS	5.75	Aleksandr Kornelyuk	URS	5.81	Vassilios Papayevgópoulos	GRE	5.82
1973	Zenon Nowosz	POL	6.64	Manfred Kokot	GDR	6.66	Raimo Vilén	FIN	6.71
1974	Valeriy Borzov	URS	6.58	Manfred Kokot	GDR	6.63	Aleksandr Kornelyuk	URS	6.66
1975	Valeriy Borzov	URS	6.59	Aleksandr Aksinin	URS	6.67	Zenon Licznerski	POL	6.74
1976	Valeriy Borzov	URS	6.58	Vassilios Papayevgópoulos	GRE	6.67	Petar Petrov	BUL	6.68
1977	Valeriy Borzov	URS	6.59	Christer Garpenborg	SWE	6.60	Marian Woronin	POL	6.67
1978	Nikolay Kolesnikov	URS	6.64	Petar Petrov	BUL	6.66	Aleksandr Aksinin	URS	6.73
1979	Marian Woronin	POL	6.57	Leszek Dunecki	POL	6.62	Petar Petrov	BUL	6.63
1980	Marian Woronin	POL	6.62	Christian Haas	FRG	6.62	Aleksandr Aksinin	URS	6.63
1981*	Marian Woronin	POL	5.75	Valdimir Muravyov	URS	5.76	Andrey Shilyapnikov	URS	5.77
1982	Marian Woronin	POL	6.61	Valentin Atanasov	BUL	6.62	Bernard Pettitbois	FRA	6.66
1983	Stefano Tilli	ITA	6.63	Christian Haas	FRG	6.64	Valentin Atanasov	BUL	6.66
1984	Christian Haas	FRG	6.68	Antonio Ullo	ITA	6.68	Ronald Desruelles	BEL	6.69
1985	Mike McFarlane	GBR	6.61	Antoine Richard	FRA	6.63	Ronald Desruelles	BEL	6.64

GOLD				SILVER				BRONZE			
1986	Ronald Desruelles	BEL	6.61	Steffen Bringmann	GDR	6.64	Bruno Marie-Rose	FRA	6.65		
1987	Marian Woronin	POL	6.51	Pierfrancesco Pavoni	ITA	6.58	Antonio Uilo	ITA	6.61		
1988	Linford Christie	GBR	6.57	Ronald Desruelles	BEL	6.60	František Ptáčník	TCH	6.61		
1989	Andreas Berger	AUT	6.56	Matthias Schlicht	FRG	6.58	Valentin Atanasov	BUL	6.60		
1990	Linford Christie	GBR	6.56	Pierfrancesco Pavoni	ITA	6.59	Michael Rosswess	GBR	6.59		
1992	Jason Livingston	GBR	6.53	Vitaliy Savin	EUN	6.54	Jiří Valík	TCH	6.63		
1994	Colin Jackson	GBR	6.49	Aléxandros Terzian	GRE	6.51	Michael Rosswess	GBR	6.62		
1996	Marc Blume	GER	6.62	Jason John	GBR	6.64	Peter Karlsson	SWE	6.64		
1998	Ángelos Pavlakákis	GRE	6.55	Jason Gardener	GBR	6.59	Stéphane Cali	FRA	6.60		
2000	Jason Gardener	GBR	6.49	Yeóryios Theodorídes	GRE	6.51	Ángelos Pavlakákis	GRE	6.54		
2002	Jason Gardener	GBR	6.49	Mark Lewis-Francis	GBR	6.55	Anatoliy Dovgal	UKR	6.62		
2005	Jason Gardener	GBR	6.55	Ronald Pognon	FRA	6.62	Kostyantyn Vasyukov	UKR	6.62		
2007	Jason Gardener	GBR	6.51	Craig Pickering	GBR	6.59	Ronald Pognon	FRA	6.60		
2009	Dwain Chambers	GBR	6.46	Fabio Cerutti	ITA	6.56	Emanuele Di Gregorio	ITA	6.56		
2011	Francis Obikwelu	POR	6.53	Dwain Chambers	GBR	6.54	Christophe Lemaître	FRA	6.58		
2013	Jimmy Vicaut	FRA	6.48	James Dasaolu	GBR	6.48	Michael Tumi	ITA	6.52		
2015	Richard Kilty	GBR	6.51	Christian Blum	GER	6.58	Julian Reus	GER	6.60		

200 Metres*Discontinued after 2005*

1982	Erwin Skamrahl	FRG	21.20	István Nagy	HUN	21.41	Michele Di Pace	ITA	21.52
1983	Aleksandr Yevgenyev	URS	20.97	Jacques Borlée	BEL	21.13	István Nagy	HUN	21.18
1984	Aleksandr Yevgenyev	URS	20.98	Ade Mafe	GBR	21.34	Giovanni Bongiorno	ITA	21.48
1985	Stefano Tilli	ITA	20.77	Olaf Prenzler	GDR	20.83	Aleksandr Yevgenyev	URS	20.95
1986	Linford Christie	GBR	21.10	Aleksandr Yevgenyev	URS	21.18	Nikolay Razgonov	URS	21.48
1987	Bruno Marie-Rose	FRA	20.36	Vladimir Krylov	URS	20.53	John Regis	GBR	20.54
1988	Nikolay Razgonov	URS	20.62	Nikolay Antonov	BUL	20.65	Linford Christie	GBR	20.83
1989	Ade Mafe	GBR	20.92	John Regis	GBR	21.00	Bruno Marie-Rose	FRA	21.14
1990	Sandro Floris	ITA	21.01	Nikolay Antonov	BUL	21.04	Bruno Marie-Rose	FRA	21.28
1992	Nikolay Antonov	BUL	20.41	Daniel Sangouma	FRA	20.64	Aleksandr Goremykin	EUN	21.09
1994	Daniel Sangouma	FRA	20.68	Vladislav Dologodin	UKR	20.76	Yörgos Panayiotópoulos	GRE	20.99
1996	Erik Wijmeersch	BEL	21.04	Aléxis Alexopoulos	GRE	21.05	Torbjörn Eriksson	SWE	21.07
1998	Sergey Osovich	UKR	20.40	Anninos Makkoullidis	CYP	20.65	Allyn Condon	GBR	20.68
2000	Christian Malcolm	GBR	20.54	Patrick Stevens	BEL	20.70	Julian Golding	GBR	21.05
2002	Marcin Urbás	POL	20.55	Christian Malcolm	GBR	20.56	Robert Maćkowiak	POL	20.77
2005	Tobias Unger	GER	20.53	Chris Lambert	GBR	20.69	Marcin Urbas	POL	21.04

400 Metres‡ *Unofficial automatic timing*

1966	Hartmut Koch	GDR	47.9	Manfred Kinder	FRG	48.3	Vasily Anisimov	URS	49.0
1967	Manfred Kinder	FRG	48.4	Hartmut Koch	GDR	48.6	Nikolay Shkarnikov	URS	50.4
1968‡	Andrzej Badeński	POL	47.09	Aleksandr Bratchikov	URS	47.3	Jan Balachowski	POL	47.3
1969	Jan Balachowski	POL	47.3	Jan Werner	POL	47.4	Yuriy Zorin	URS	47.4
1970	Aleksandr Bratchikov	URS	46.8	Andrzej Badeński	POL	46.9	Yuriy Zorin	URS	48.4
1971	Andrzej Badeński	POL	46.8	Boris Savchuk	URS	47.4	Aleksandr Bratchikov	URS	47.6
1972	Georg Nückles	FRG	47.24	Ulrich Reich	FRG	47.42	Wolfgang Müller	GDR	47.42
1973	Luciano Sušanj	YUG	46.38	Benno Stops	GDR	47.31	Dariusz Podobas	POL	47.40
1974	Alfons Brydenbach	BEL	46.60	Andreas Scheibe	GDR	46.80	Günther Arnold	GDR	46.94
1975	Hermann Köhler	FRG	48.76	Josip Alebić	YUG	49.04	Semyon Kocher	URS	49.33
1976	Yanko Bratanov	BUL	47.79	Hermann Köhler	FRG	48.19	Grzegorz Magdry	POL	48.46
1977	Alfons Brydenbach	BEL	46.53	Francis Demarthon	FRA	47.11	Marian Gęsicki	POL	47.21
1978	Pietro Mennea	ITA	46.51	Ryszard Podlas	POL	46.55	Nikolay Chernyetskii	URS	46.72
1979	Karel Kolár	TCH	46.21	Stefano Malinverni	ITA	46.59	Horia Toboc	ROU	46.86
1980	Nikolay Chernyetskii	URS	46.29	Karel Kolár	TCH	46.55	Remigius Valiulis	URS	46.75
1981	Andreas Knebel	GDR	46.52	Martin Wepler	FRG	46.88	Stefano Malinverni	ITA	46.96
1982	Pavel Kononov	URS	47.04	Sándor Újhélyi	HUN	47.14	Benjamin González	ESP	47.41
1983	Yevgeniy Lomtsev	URS	46.20	Ainsley Bennett	GBR	46.43	Angel Heras	ESP	46.57
1984	Sergey Lovachov	URS	46.72	Roberto Tozzi	ITA	47.01	Didier Dubois	FRA	47.29
1985	Todd Bennett	GBR	45.56	Klaus Just	FRG	45.90	José Alonso	ESP	46.52
1986	Thomas Schönlebe	GDR	46.98	José Alonso	ESP	47.12	Mathias Schersing	GDR	47.59
1987	Todd Bennett	GBR	46.81	Momchil Kharizanov	BUL	46.89	Paul Harmsworth	GBR	46.92
1988	Jens Carlowitz	GDR	45.63	Brian Whittle	GBR	45.98	Ralf Lübke	FRG	46.25
1989	Cayetano Cornet	ESP	46.21	Brian Whittle	GBR	46.49	Klaus Just	FRG	46.80
1990	Norbert Dobeleit	FRG	46.08	Jens Carlowitz	GDR	46.09	Cayetano Cornet	ESP	46.91
1992	Slobodan Branković	YUG	46.33	Andrea Nuti	ITA	46.37	David Grindley	GBR	46.60
1994	Du'aine Ladejo	GBR	46.53	Mikhail Vdovin	RUS	46.56	Rico Lieder	GER	46.82
1996	Du'aine Ladejo	GBR	46.12	Pierre-Marie Hilaire	FRA	46.82	Ashraf Saber	ITA	46.86
1998	Ruslan Maschenko	RUS	45.90	Ashraf Saber	ITA	45.99	Robert Maćkowiak	POL	46.00
2000	Iliya Dzhevondov	BUL	46.63	David Canal	ESP	46.85	Marc Raquill	FRA	47.28

GOLD			SILVER			BRONZE		
2002	Marek Plawgo	POL 45.39	Jimisola Laursen	SWE 45.59	Ioan Vieru	ROU 46.17		
2005	David Gillick	IRL 46.30	David Canal	ESP 46.64	Sebastian Gatzka	GER 46.88		
2007	David Gillick	IRL 45.52	Bastian Swillims	GER 45.62	Robert Tobin	GBR 46.15		
2009	Johan Wissman	SWE 45.89	Claudio Licciardello	ITA 46.32	Ioan Vieru	ROU 46.54		
2011	Leslie Djhone	FRA 46.63	Thomas Schneider	GER 46.42	Richard Buck	GBR 46.62		
2013	Pavel Maslák	CZE 45.66	Nigel Levine	GBR 46.21	Pavel Trenikhin	RUS 46.70		
2015	Pavel Maslák	CZE 45.33	Dylan Borlée	BEL 46.25	Rafał Omelko	POL 46.26		

800 Metres‡ *Unofficial automatic timing*

1966	Noel Carroll	IRL 1:49.7	Tomás Jungwirth	TCH 1:50.8	Herbert Missalla	FRG 1:51.2
1967	Noel Carroll	IRL 1:49.6	Tomás Jungwirth	TCH 1:49.8	Jan Kasal	TCH 1:50.0
1968‡	Noel Carroll	IRL 1:56.66	Alberto Estebán	ESP 1:57.7	Sergey Kryuchok	URS 1:58.1
1969	Dieter Fromm	GDR 1:46.6	Henryk Szordykowski	POL 1:47.1	Noel Carroll	IRL 1:47.6
1970	Yevgeniy Arzhanov	URS 1:51.0	Juan Borraz	ESP 1:51.9	Jože Međimurec	YUG 1:51.9
1971	Yevgeniy Arzhanov	URS 1:48.7	Phil Lewis	GBR 1:50.5	Andrzej Kupczyk	POL 1:50.5
1972	Josef Plachý	TCH 1:48.84	Ivan Ivanov	URS 1:49.05	Francis Gonzalez	FRA 1:49.17
1973	Francis Gonzalez	FRA 1:49.17	Gerhard Stolle	GDR 1:49.32	Josef Plachý	TCH 1:49.50
1974	Luciano Sušanj	YUG 1:48.07	András Zsinka	HUN 1:48.50	Josef Plachý	TCH 1:49.49
1975	Gerhard Stolle	GDR 1:49.8	Ivo Van Damme	BEL 1:50.1	Vladimir Ponomaryov	URS 1:50.2
1976	Ivo Van Damme	BEL 1:49.2	Josef Schmid	FRG 1:49.8	Milovan Savić	YUG 1:49.9
1977‡	Sebastian Coe	GBR 1:46.54	Erwin Göhlike	GDR 1:47.2	Rolf Gysin	SUI 1:47.6
1978	Markku Taskinen	FIN 1:47.4	Dlaf Beyer	GDR 1:47.7	Roger Milhau	FRA 1:47.8
1979	Antonio Paez	ESP 1:47.4	Binko Kolev	BUL 1:47.8	András Paróczai	HUN 1:48.2
1980	Roger Milhau	FRA 1:50.2	András Paróczai	HUN 1:50.3	Herbert Wursthorn	FRG 1:50.4
1981	Herbert Wursthorn	FRG 1:47.70	András Paróczai	HUN 1:47.73	Antonio Paez	ESP 1:48.31
1982	Antonio Paez	ESP 1:48.02	Klaus-Peter Nabein	FRG 1:48.31	Colomán Trabado	ESP 1:48.35
1983	Colomán Trabado	ESP 1:46.91	Peter Elliott	GBR 1:47.58	Thierry Tonnelier	FRA 1:47.68
1984	Donato Sabia	ITA 1:48.05	André Lavie	FRA 1:48.35	Philip Norgate	GBR 1:48.39
1985	Robert Harrison	GBR 1:49.09	Petru Drăgoescu	ROU 1:49.38	Leonid Masunov	URS 1:49.59
1986	Peter Braun	FRG 1:48.96	Colomán Trabado	ESP 1:49.12	Thierry Tonnelier	FRA 1:49.51
1987	Rob Druppers	NED 1:48.12	Vladimir Graudyn	URS 1:49.14	Ari Suhonen	FIN 1:49.56
1988	David Sharpe	GBR 1:49.17	Rob Druppers	NED 1:49.45	Gert Kilbert	SUI 1:49.46
1989	Steve Heard	GBR 1:48.84	Rob Druppers	NED 1:48.96	Joachim Heydgen	FRG 1:49.75
1990	Tom McKean	GBR 1:46.22	Tomás de Teresa	ESP 1:47.22	Zbigniew Janus	POL 1:47.37
1992	Luis Javier González	ESP 1:46.80	José Arconada	ESP 1:47.16	Tonini Viali	ITA 1:47.22
1994	Audrey Loginov	RUS 1:46.38	Luis Javier González	ESP 1:46.69	Ousmane Diarra	FRA 1:47.18
1996	Roberto Parra	ESP 1:47.74	Giuseppe D'Urso	ITA 1:48.04	Wojciech Kaldowski	POL 1:48.40
1998	Nils Schumann	GER 1:47.02	Marko Koers	NED 1:47.20	Vebjørn Rodal	NOR 1:47.40
2000	Yuriy Borzakovskiy	RUS 1:47.92	Nils Schumann	GER 1:48.41	Balázs Korányi	HUN 1:48.42
2002	Pawel Czapiewski	POL 1:44.78	André Bucher	SUI 1:44.93	Antonio Manuel Reina	ESP 1:45.25
2005	Dmitriy Bogdanov	RUS 1:48.61	Antonio Manuel Reina	ESP 1:48.76	Juan de Dios Jurado	ESP 1:49.11
2007	Arnoud Okken	NED 1:47.92	Miguel Quesada	ESP 1:47.96	Maurizio Bobbato	ITA 1:48.71
2009	Yuriy Borzakovskiy	RUS 1:48.55	Luis Alberto Marco	ESP 1:49.14	Mattias Claesson	SWE 1:49.32
2011	Adam Kszczot	POL 1:47.87	Marcin Lewandowski	POL 1:48.81	Kevin López	ESP 1:48.35
2013	Adam Kszczot	POL 1:48.69	Kevin López	ESP 1:49.31	Mukhtar Mohammed	GBR 1:49.60
2015	Marcin Lewandowski	POL 1:46.67	Mark English	IRL 1:47.20	Thijmen Kupers	NED 1:47.25

1500 Metres‡ *Unofficial automatic timing*

1966	John Whetton	GBR 3:43.8	Oleg Rayko	URS 3:46.7	Ulf Högborg	SWE 3:47.2
1967	John Whetton	GBR 3:48.7	Josef Odložil	TCH 3:49.6	Stanislav Hoffman	TCH 3:50.5
1968‡	John Whetton	GBR 3:50.99	José Maria Morera	ESP 3:51.7	Igor Potapchenko	URS 3:51.9
1969	Edgard Salvé	BEL 3:45.9	Knut Brustad	NOR 3:46.2	Walter Wilkinson	GBR 3:46.4
1970	Henryk Szordykowski	POL 3:48.8	Frank Murphy	IRL 3:49.0	Vladimir Panteley	URS 3:49.8
1971	Henryk Szordykowski	POL 3:41.4	Vladimir Panteley	URS 3:41.5	Gianni Del Buono	ITA 3:42.1
1972	Jacques Boxberger	FRA 3:45.66	Spilios Zacharopoulos	GRE 3:46.08	Jürgen May	FRG 3:46.42
1973	Henryk Szordykowski	POL 3:43.01	Herman Mignon	BEL 3:43.16	Klaus-Peter Justus	GDR 3:43.36
1974	Henryk Szordykowski	POL 3:41.78	Thomas Wessinghage	FRG 3:42.04	Włodzimierz Staszak	POL 3:43.48
1975	Thomas Wessinghage	FRG 3:44.6	Pyotr Anisim	URS 3:45.4	Gheorghe Ghipu	ROU 3:45.4
1976	Paul-Heinz Wellmann	FRG 3:45.1	Thomas Wessinghage	FRG 3:45.3	Gheorghe Ghipu	ROU 3:46.1
1977	Jürgen Straub	GDR 3:46.5	Paul-Heinz Wellmann	FRG 3:46.6	János Zemen	HUN 3:46.6
1978	Antti Loikkanen	FIN 3:38.2	Thomas Wessinghage	FRG 3:38.2	Jürgen Straub	GDR 3:40.2
1979	Eamonn Coghlan	IRL 3:41.8	Thomas Wessinghage	FRG 3:42.2	John Robson	GBR 3:42.8
1980	Thomas Wessinghage	FRG 3:37.54	Ray Flynn	IRL 3:38.5	Pierre Déléze	SUI 3:38.9
1981	Thomas Wessinghage	FRG 3:42.64	Uwe Becker	FRG 3:43.02	Miroslaw Zerkowski	POL 3:44.32
1982	José Luis González	ESP 3:38.70	José Abascal	ESP 3:38.91	Antti Loikkanen	FIN 3:39.62
1983	Thomas Wessinghage	FRG 3:39.82	José Abascal	ESP 3:40.39	Antti Loikkanen	FIN 3:41.31
1984	Peter Wirz	SUI 3:41.35	Riccardo Matteredzi	ITA 3:41.57	Thomas Wessinghage	FRG 3:41.75
1985	José Luis González	ESP 3:39.26	Marcus O'Sullivan	IRL 3:39.75	José Luis Carreira	ESP 3:40.43

GOLD			SILVER			BRONZE			
1986	José Luis Gonzaléz	ESP	3:44.55	José Luis Carreira	ESP	3:45.07	Han Kulker	NED	3:46.46
1987	Han Kulker	NED	3:44.79	Jens-Peter Herold	GDR	3:45.36	Klaus-Peter Nabein	FRG	3:45.84
1988	Ari Suhonen	FIN	3:45.72	Ronny Olsson	SWE	3:46.16	Rüdiger Holm	GDR	3:46.51
1989	Hervé Phélippeau	FRA	3:47.42	Han Kulker	NED	3:47.57	Sergey Afanasyev	URS	3:47.63
1990	Jens-Peter Herold	GDR	3:44.39	Fermin Cacho	ESP	3:44.61	Tony Morrell	GBR	3:44.83
1992	Matthew Yates	GBR	3:42.32	Sergey Melnikov	EUN	3:42.44	Branko Zorko	CRO	3:42.85
1994	David Strang	GBR	3:44.57	Branko Zorko	CRO	3:44.64	Kader Chékhémani	FRA	3:44.65
1996	Mateo Cañellas	ESP	3:44.50	Anthony Whiteman	GBR	3:44.78	Kader Chékhémani	FRA	3:45.96
1998	Rui Silva	POR	3:44.57	Kader Chékhémani	FRA	3:44.89	Andrey Zadorozhnyi	RUS	3:44.93
2000	José Redolat	ESP	3:40.51	James Nolan	IRL	3:41.59	Mehdi Baala	FRA	3:42.27
2002	Rui Silva	POR	3:49.93	Juan Carlos Higuero	ESP	3:50.08	Michael East	GBR	3:50.52
2005	Ivan Heshko	UKR	3:36.70	Juan Carlos Higuero	ESP	3:37.98	Reyes Estévez	ESP	3:38.90
2007	Juan Carlos Higuero	ESP	3:44.41	Sergio Gallardo	ESP	3:44.51	Arturo Casado	ESP	3:44.73
2009	Rui Silva	POR	3:44.38	Diego Ruiz	ESP	3:44.70	Yoann Kowal	FRA	3:44.75
2011	Manuel Olmedo	ESP	3:41.03	Kemal Koyuncu	TUR	3:41.18	Bartosz Nowicki	POL	3:41.48
2013	Mahiedine Mekhissi	FRA	3:37.17	İlham Tanui Özbilen	TUR	3:37.22	Simon Denissel	FRA	3:37.70
2015	Jakub Holuša	CZE	3:37.68	İlham Tanui Özbilen	TUR	3:37.74	Chris O'Hare	GBR	3:38.96

3000 Metres‡ *Unofficial automatic timing; * No times – race stopped one lap short (2820 metres)*

1966	Harald Norpoth	FRG	7:56.0	Siegfried Herrmann	GDR	7:57.2	István Kiss	HUN	8:05.0
1967	Werner Kirke	FRG	7:58.6	Rashid Sharafetdinov	URS	7:59.0	Lajos Mecser	HUN	8:00.6
1968‡	Viktor Kudinskiy	URS	8:10.27	Bernd Dießner	GDR	8:11.0	Wolfgang Zur	FRG	8:11.8
1969	Ian Stewart	GBR	7:55.4	Javier Alvarez	ESP	7:56.2	Werner Kirke	FRG	7:56.8
1970‡	Ricky Wilde	GBR	7:46.85	Harald Norpoth	FRG	7:49.6	Javier Alvarez	ESP	7:52.6
1971	Peter Stewart	GBR	7:53.6	Wilfried Scholz	GDR	7:54.4	Yuriy Aleksashin	URS	8:01.2
1972	Juris Grustins	URS	8:02.85	Yuriy Aleksashin	URS	8:03.20	Ulrich Bruggler	FRG	8:05.07
1973	Emiel Puttemans	BEL	7:44.51	Willy Polleunis	BEL	7:51.86	Pekka Päivärintä	FIN	7:52.97
1974	Emiel Puttemans	BEL	7:48.48	Paul Thijs	BEL	7:51.76	Pavel Penkava	TCH	7:51.79
1975	Ian Stewart	GBR	7:58.6	Pekka Päivärintä	FIN	7:58.6	Boris Kuznetsov	URS	8:01.2
1976	Ingo Sensburg	FRG	8:01.6	Józef Ziubrak	POL	8:02.0	Ray Smedley	GBR	8:02.2
1977	Karl Fleschen	FRG	7:57.7	Pekka Päivärintä	FIN	7:59.3	Markus Ryffel	SUI	8:00.3
1978	Markus Ryffel	SUI	7:49.5	Emiel Puttemans	BEL	7:49.9	Jörg Peter	GDR	7:50.1
1979	Markus Ryffel	SUI	7:44.43	Christoph Herle	FRG	7:45.44	Aleksandr Fedotkin	URS	7:45.50
1980	Karl Fleschen	FRG	7:57.5	Klaas Lok	NED	7:57.9	Hans-Jürgen Orthmann	FRG	7:59.9
1981	Alex Gonzalez	FRA	*	Evgeni Ignatov	BUL	-	Valeriy Abramov	URS	-
1982	Patriz Ilg	FRG	7:53.50	Alberto Cova	ITA	7:54.12	Valeriy Abramov	URS	7:54.46
1983	Dragan Zdravković	YUG	7:54.73	Valeriy Abramov	URS	7:57.79	Uwe Mönkemeyer	FRG	7:58.11
1984	Lubomír Tesáček	TCH	7:53.16	Markus Ryffel	SUI	7:53.61	Karl Fleschen	FRG	7:54.45
1985	Bob Verbeeck	BEL	8:10.84	Thomas Wessinghage	FRG	8:10.88	Vitaliy Tishchenko	URS	8:10.91
1986	Dietmar Millonig	AUT	7:59.08	Stefano Mei	ITA	7:59.12	João Campos	POR	7:59.15
1987	José Luis González	ESP	7:52.27	Dieter Baumann	FRG	7:53.93	Pascal Thiébaud	FRA	7:54.03
1988	José Luis González	ESP	7:55.29	Markus Hacksteiner	SUI	7:56.04	Mikhail Dasko	URS	7:56.51
1989	Dieter Baumann	FRG	7:50.43	Abel Antón	ESP	7:51.88	Jacky Carlier	FRA	7:52.23
1990	Eric Dubus	FRA	7:53.94	Jacky Carlier	FRA	7:54.75	Branko Zorko	YUG	7:54.77
1992	Gennaro Di Napoli	ITA	7:47.24	John Mayock	GBR	7:48.47	José Luis González	ESP	7:48.82
1994	Kim Bauermeister	GER	7:52.34	Ovidiu Olteanu	ROU	7:52.37	Rod Finch	GBR	7:53.99
1996	Anacleto Jiménez	ESP	7:50.06	Christoph Impens	BEL	7:50.19	Panayiótis Papoúlias	GRE	7:50.80
1998	John Mayock	GBR	7:55.09	Manuel Pancorbo	ESP	7:55.23	Alberto García	ESP	7:55.24
2000	Mark Carroll	IRL	7:49.24	Rui Silva	POR	7:49.70	John Mayock	GBR	7:49.97
2002	Alberto García	ESP	7:43.89	Antonio Jiménez	ESP	7:46.49	Jesús España	ESP	7:48.08
				John Mayock	GBR	7:51.46	Reyes Estévez	ESP	7:51.65
2005	Alistair Cragg	IRL	7:46.32	John Mayock	GBR	7:51.46	Jesús España	ESP	8:02.91
2007	Cosimo Caliendo	ITA	8:02.44	Bouabdellah Tahri	FRA	8:02.85	Jesús España	ESP	7:43.29
2009	Mohamed Farah	GBR	7:40.17	Bouabdellah Tahri	FRA	7:42.14	Jesús España	ESP	7:49.97
2011	Mohamed Farah	GBR	7:53.00	Hayle Ibrahimov	AZE	7:53.32	Haliil Akkas	TUR	7:54.19
2013	Hayle Ibrahimov	AZE	7:49.74	Juan Carlos Higuero	ESP	7:50.26	Ciarán Ó Lionáird	IRL	7:50.40
2015	Ali Kaya	TUR	7:38.42	Lee Emanuel	GBR	7:44.48	Henrik Ingebrigtsen	NOR	7:45.54

60 Metres Hurdles* 50 Metres; ‡ *Unofficial automatic timing*

1966	Eddy Ottoz	ITA	7.7	Michael Parker	GBR	7.8	Henrich John	FRG	7.9
1967*	Eddy Ottoz	ITA	6.4	Valentin Chistyakov	URS	6.6	Anatoliy Mikhaylov	URS	6.7
1968*‡	Eddy Ottoz	ITA	6.57	Günther Nickel	FRG	6.68	Milan Kotik	TCH	6.73
1969*	Alan Pascoe	GBR	6.6	Werner Trzmiel	FRG	6.6	Nicolae Pertea	ROU	6.7
1970	Günther Nickel	FRG	7.8	Frank Siebeck	GDR	7.8	Guy Drut	FRA	7.8
1971	Eckart Berkes	FRG	7.8	Aleksandr Demus	URS	7.9	Sergio Liani	ITA	7.9
1972*	Guy Drut	FRA	6.51	Manfred Schumann	FRG	6.58	Anatoliy Moshiashevii	URS	6.59
1973	Frank Siebeck	GDR	7.71	Adam Galant	POL	7.76	Thomas Munkelt	GDR	7.81

GOLD			SILVER			BRONZE		
1974	Anatoliy Moshiasvili	URS 7.66	Mirosław Wodzyński	POL 7.68	Frank Siebeck	GDR 7.75		
1975	Leszek Wodzyński	POL 7.69	Frank Siebeck	GDR 7.69	Eduard Pereverzev	URS 7.74		
1976	Viktor Myasnikov	URS 7.78	Berwyn Price	GBR 7.80	Zbigniew Jankowski	POL 7.92		
1977	Thomas Munkelt	GDR 7.62	Viktor Myasnikov	URS 7.79	Arto Bryggare	FIN 7.79		
1978	Thomas Munkelt	GDR 7.62	Vyacheslav Kulebyakin	URS 7.72	Giuseppe Buttarì	ITA 7.86		
1979	Thomas Munkelt	GDR 7.59	Arto Bryggare	FIN 7.67	Eduard Pereverzev	URS 7.70		
1980	Yuriy Chervanyev	URS 7.54	Romuald Giegiel	POL 7.73	Javier Moracho	ESP 7.75		
1981*	Arto Bryggare	FIN 6.47	Javier Moracho	ESP 6.48	Guy Drut	FRA 6.54		
1982	Aleksandr Puchkov	URS 7.73	Plamen Krastev	BUL 7.74	Karl-Werner Dönges	FRG 7.80		
1983	Thomas Munkelt	GDR 7.48	Arto Bryggare	FIN 7.70	Andreas Oschkenat	GDR 7.63		
1984	Romuald Giegiel	POL 7.62	György Bakos	HUN 7.75	Jiri Hudec	TCH 7.77		
1985	György Bakos	HUN 7.60	Jiri Hudec	TCH 7.68	Vyacheslav Ustinov	URS 7.70		
1986	Javier Moracho	ESP 7.67	Daniele Fontecchio	ITA 7.70	Holger Pohland	GDR 7.71		
1987	Arto Bryggare	FIN 7.59	Colin Jackson	GBR 7.63	Nigel Walker	GBR 7.65		
1988	Ales Höfner	TCH 7.56	Jon Ridgeon	GBR 7.57	Carlos Sala	ESP 7.67		
1989	Colin Jackson	GBR 7.59	Holger Pohland	GDR 7.65	Philippe Tourret	FRA 7.67		
1990	Igor Kazanov	URS 7.52	Tony Jarrett	GBR 7.58	Florian Schwarthoff	FRG 7.61		
1992	Igor Kazanov	LAT 7.55	Tomasz Nagórka	POL 7.69	Jiri Hudec	TCH 7.72		
1994	Colin Jackson	GBR 7.41	George Boroi	ROU 7.57	Mike Fenner	GER 7.58		
1996	Igor Kazanov	LAT 7.59	Gunters Peders	LAT 7.65	Jonathan Nsenga	BEL 7.66		
1998	Igor Kazanov	LAT 7.54	Tomasz Ścigaczewski	POL 7.56	Mike Fenner	GER 7.58		
2000	Stanislav Olijar	LAT 7.50	Tony Jarrett	GBR 7.53	Tomasz Ścigaczewski	POL 7.56		
2002	Colin Jackson	GBR 7.40	Elmar Lichtenegger	AUT 7.44	Stanislav Olijar	LAT 7.51		
2005	Ladji Doucouré	FRA 7.50	Felipe Vivanco	ESP 7.61	Robert Kronberg	SWE 7.65		
2007	Gregory Sedoc	NED 7.63	Marcel van der Westen	NED 7.64	Jackson Quiñónez	ESP 7.65		
2009	Ladji Doucouré	FRA 7.55	Gregory Sedoc	NED 7.55	Petr Svoboda	CZE 7.61		
2011	Petr Svoboda	CZE 7.49	Garfield Darien	FRA 7.56	Adrien Deghelt	BEL 7.57		
2013	Sergey Shubenkov	RUS 7.49	Paolo Dal Molin	ITA 7.51	Pascal Martinot Lagarde	FRA 7.53		
2015	Pascal Martinot-Lagarde	FRA 7.49	Dimitri Bascou	FRA 7.50	Wilhelm Belocian	FRA 7.52		

High Jump

1966	Valeriy Skvortsov	URS 2.17	Wolfgang Schillkowski	FRG 2.11	Kjell-Ake Nilsson	SWE 2.08
1967	Anatoliy Moroz	URS 2.14	Henri Elliott	FRA 2.14	Rudolf Baudis	TCH 2.11
1968	Valeriy Skvortsov	URS 2.17	Valentin Gavrilov	URS 2.17	Kenneth Lundmark	SWE 2.14
1969	Valentin Gavrilov	URS 2.14	Henri Elliott	FRA 2.14	Serban Ioan	ROU 2.14
1970	Valentin Gavrilov	URS 2.20	Gerd Dührkop	GDR 2.17	Serban Ioan	ROU 2.17
1971	István Major	HUN 2.17	Jüri Tarmak	URS 2.17	Endre Kelemen	HUN 2.17
1972	István Major	HUN 2.24	Kestutis Sapka	URS 2.22	Jüri Tarmak	URS 2.22
1973	István Major	HUN 2.20	Jiri Palkovsky	TCH 2.20	Vassilios Papadimitrou	GRE 2.17
1974	Kestutis Sapka	URS 2.22	István Major	HUN 2.20	Vladimír Malý	TCH 2.17
1975	Vladimír Malý	TCH 2.21	Endre Kelemen	HUN 2.19	Rune Almén	SWE 2.19
1976	Sergey Senyukov	URS 2.22	Jacques Aletti	FRA 2.19	Walter Boller	FRG 2.19
					Bruno Brokken	BEL 2.19
1977	Jacek Wszola	POL 2.25	Rolf Beilschmidt	GDR 2.22	Ruud Wielart	NED 2.22
1978	Volodymyr Yashchenko	URS 2.35	Rolf Beilschmidt	GDR 2.29	Wolfgang Killing	FRG 2.27
1979	Volodymyr Yashchenko	URS 2.26	Gennadiy Belkov	URS 2.26	André Schneider	FRG 2.24
1980	Dietmar Mögenburg	FRG 2.31	Jacek Wszola	POL 2.29	Adrian Proteasa	ROU 2.29
1981	Roland Dalhäuser	SUI 2.28	Carlo Thränhardt	FRG 2.25	Dietmar Mögenburg	FRG 2.25
1982	Dietmar Mögenburg	FRG 2.34	Janusz Trzepizur	POL 2.32	Roland Dalhäuser	SUI 2.32
1983	Carlo Thränhardt	FRG 2.32	Gerd Nagel	FRG 2.30	Mirosław Włodarczyk	POL 2.27
					Massimo Di Giorgio	ITA 2.27
1984	Dietmar Mögenburg	FRG 2.33	Carlo Thränhardt	FRG 2.30	Roland Dalhäuser	SUI 2.30
1985	Patrik Sjöberg	SWE 2.35	Aleksandr Kotovich	URS 2.30	Dariusz Biczysko	POL 2.30
1986	Dietmar Mögenburg	FRG 2.34	Carlo Thränhardt	FRG 2.31	Geoff Parsons	GBR 2.28
					Eddy Anny	BEL 2.28
1987	Patrik Sjöberg	SWE 2.38	Carlo Thränhardt	FRG 2.36	Gennadiy Avdyeyenko	URS 2.36
1988	Patrik Sjöberg	SWE 2.39	Dietmar Mögenburg	FRG 2.37	Sorin Matei	ROU 2.35
1989	Dietmar Mögenburg	FRG 2.33	Dalton Grant	GBR 2.33	Aleksey Yemelin	URS 2.30
1990	Artur Partyka	POL 2.32	Arturo Ortiz	ESP 2.30	Dietmar Mögenburg	FRG 2.30
					Gerd Nagel	FRG 2.30
1992	Patrik Sjöberg	SWE 2.38	Sorin Matei	ROU 2.36	Ralf Sonn	GER 2.29
					Dragutin Topić	YUG 2.29
1994	Dalton Grant	GBR 2.37	Jean-Charles Gicquel	FRA 2.35	Hendrik Beyer	GER 2.33
1996	Dragutin Topić	YUG 2.35	Leonid Pumäläinen	RUS 2.33	Steinar Hoen	NOR 2.31
1998	Artur Partyka	POL 2.31	Vyacheslav Voronin	RUS 2.31	Tomás Janku	CZE 2.29
2000	Vyacheslav Voronin	RUS 2.34	Martin Buss	GER 2.34	Dragutin Topić	YUG 2.34
2002	Staffan Strand	SWE 2.34	Stefan Holm	SWE 2.30	Yaroslav Rybakov	RUS 2.30

GOLD				SILVER				BRONZE			
2005	Stefan Holm	SWE	2.40	Yaroslav Rybakov	RUS	2.38	Pavel Fomenko	RUS	2.32		
2007	Stefan Holm	SWE	2.34	Linus Thörnblad	SWE	2.32	Martyn Bernard	GBR	2.29		
2009	Ivan Ukhov	RUS	2.32	Aleksey Dmitrik	RUS	2.29					
				Kyriakos Ioannou	CYP	2.29					
2011	Ivan Ukhov	RUS	2.38	Jaroslav Bába	CZE	2.34	Aleksandr Shustov	RUS	2.34		
2013	Sergey Mudrov	RUS	2.35	Aleksey Dmitrik	RUS	2.33	Jaroslav Bába	CZE	2.31		
2015	Daniyil Tsyplakov	RUS	2.31	Silvano Chesani	ITA	2.31					
				Adónios Mástoras	GRE	2.31					

Pole Vault

1966	Gennadiy Bliznetsov	URS	4.90	Rudolf Tomásek	TCH	4.80	Rainer Liese	FRG	4.70
1967	Igor Feld	URS	5.00	Gennadiy Bliznetsov	URS	4.90	Wolfgang Nordwig	GDR	4.90
1968	Wolfgang Nordwig	GDR	5.20	Gennadiy Bliznetsov	URS	5.10	Jörg Mlacak	GDR	5.00
1969	Wolfgang Nordwig	GDR	5.20	Gennadiy Bliznetsov	URS	5.10	Joachim Bär	GDR	5.10
1970	François Tracanelli	FRA	5.30	Kjell Isaksson	SWE	5.25	Wolfgang Nordwig	GDR	5.20
1971	Wolfgang Nordwig	GDR	5.40	Kjell Isaksson	SWE	5.35	Yuriy Isakov	URS	5.30
1972	Wolfgang Nordwig	GDR	5.40	Hans Lagerqvist	SWE	5.40	Antti Kalliomäki	FIN	5.30
1973	Renato Dionisi	ITA	5.40	Hans-Jürgen Ziegler	FRG	5.35	Jean-Michel Bellot	FRA	5.30
1974	Tadeusz Ślusarski	POL	5.35	Antti Kalliomäki	FIN	5.30	Janis Lauris	URS	5.30
1975	Antti Kalliomäki	FIN	5.35	Wojciech Bucziarski	POL	5.30	Władysław Kozakiewicz	POL	5.30
1976	Yuriy Prokhorenko	URS	5.45	Antti Kalliomäki	FIN	5.40	Renato Dionisi	ITA	5.30
1977	Władysław Kozakiewicz	POL	5.51	Antti Kalliomäki	FIN	5.31	Mariusz Klimczyk	POL	5.20
1978	Tadeusz Ślusarski	POL	5.45	Vladimir Trofimenko	URS	5.40	Vladimir Sergiyenko	URS	5.40
1979	Władysław Kozakiewicz	POL	5.58	Konstantin Volkov	URS	5.45	Vladimir Trofimenko	URS	5.45
1980	Konstantin Volkov	URS	5.60	Vladimir Polyakov	URS	5.60	Patrick Abada	FRA	5.55
1981	Thierry Vignerone	FRA	5.70	Aleksandr Krupskiy	URS	5.65	Jean-Michel Bellot	FRA	5.65
1982	Viktor Spasov	URS	5.70	Konstantin Volkov	URS	5.65	Władysław Kozakiewicz	POL	5.60
1983	Vladimir Polyakov	URS	5.60	Aleksandr Obzhayev	URS	5.60	Patrick Abada	FRA	5.55
1984	Thierry Vignerone	FRA	5.85	Pierre Quinon	FRA	5.75	Aleksandr Krupskiy	URS	5.60
1985	Sergey Bubka	URS	5.70	Aleksandr Krupskiy	URS	5.70	Atanas Tarev	BUL	5.60
1986	Atanas Tarev	BUL	5.70	Marian Kolasa	POL	5.70	Philippe Collet	FRA	5.65
1987	Thierry Vignerone	FRA	5.85	Ferenc Salbert	FRA	5.85	Marian Kolasa	POL	5.80
1988	Rodion Gataullin	URS	5.75	Nikolay Nikolov	BUL	5.70	Atanas Tarev	BUL	5.70
1989	Grigoriy Yegorov	URS	5.75	Igor Potapovich	URS	5.75	Miroslaw Chmara	POL	5.70
1990	Rodion Gataullin	URS	5.80	Grigoriy Yegorov	URS	5.75	Thierry Vignerone	FRA	5.70
							Hermann Fehringer	AUT	5.70
1992	Pyotr Bochkaryov	EUN	5.85	István Bagyula	HUN	5.80	Konstantin Semyonov	EUN	5.60
1994	Pyotr Bochkaryov	RUS	5.90	Jean Galfione	FRA	5.80	Igor Trandenkov	RUS	5.75
1996	Dmitriy Markov	BLR	5.85	Viktor Chistyakov	RUS	5.80	Pyotr Bochkaryov	RUS	5.80
1998	Tim Lobinger	GER	5.80	Michael Stolle	GER	5.80	Danny Ecker	GER	5.75
2000	Aleksander Averbukh	ISR	5.75	Martin Eriksson	SWE	5.70	Rens Blom	NED	5.60
2002	Tim Lobinger	GER	5.75	Patrik Kristiansson	SWE	5.75	Lars Börgeling	GER	5.75
2005	Igor Pavlov	RUS	5.90	Denys Yurchenko	UKR	5.85	Tim Lobinger	GER	5.80
2007	Danny Ecker	GER	5.71	Denys Yurchenko	UKR	5.71	Björn Otto	GER	5.71
2009	Renaud Lavillenie	FRA	5.81	Pavel Gerasimov	RUS	5.76	Alexander Straub	GER	5.76
2011	Renaud Lavillenie	FRA	6.03	Jérôme Clavier	FRA	5.76	Malte Mohr	GER	5.71
2013	Renaud Lavillenie	FRA	6.01	Björn Otto	GER	5.76	Malte Mohr	GER	5.76
2015	Renaud Lavillenie	FRA	6.04	Aleksandr Gripitch	RUS	5.85	Piotr Lisek	POL	5.85

Long Jump

1966	Igor Ter-Ovanesyan	URS	8.23	Armin Baumert	FRG	7.79	Jochen Eigenherr	FRG	7.60
1967	Lynn Davies	GBR	7.85	Leonid Borkovskiy	URS	7.85	Andrzej Stalmach	POL	7.74
1968	Igor Ter-Ovanesyan	URS	8.16	Tõnu Lepik	URS	7.87	Bernhard Sterle	FRG	7.59
1969	Klaus Beer	GDR	7.77	Lynn Davies	GBR	7.76	Rafael Blanquer	ESP	7.63
1970	Tõnu Lepik	URS	8.05	Klaus Beer	GDR	7.99	Rafael Blanquer	ESP	7.92
1971	Hans Baumgartner	FRG	8.12	Igor Ter-Ovanesyan	URS	7.91	Vasile Sarucan	ROU	7.88
1972	Max Klaus	GDR	8.02	Hans Baumgartner	FRG	7.99	Jaroslav Broz	TCH	7.88
1973	Hans Baumgartner	FRG	7.85	Max Klaus	GDR	7.83	Grzegorz Cybulski	POL	7.81
1974	Jean-François Bonhême	FRA	8.17	Hans Baumgartner	FRG	8.10	Max Klaus	GDR	8.03
1975	Jacques Rousseau	FRA	7.94	Hans-Jürgen Berger	FRG	7.87	Zbigniew Beta	POL	7.82
1976	Jacques Rousseau	FRA	7.90	Valeriy Podluzhniy	URS	7.79	Joachim Busse	FRG	7.72
1977	Hans Baumgartner	FRG	7.96	Lutz Franke	GDR	7.89	László Szálma	HUN	7.78
1978	László Szálma	HUN	7.83	Ronald Desruelles	BEL	7.75	Vladimir Tsepelyov	URS	7.73
1979	Vladimir Tsepelyov	URS	7.88	Valeriy Podluzhniy	URS	7.86	Lutz Franke	GDR	7.80
1980	Winfried Klepsch	FRG	7.98	Nenad Stekić	YUG	7.91	Stanisław Jaskulka	POL	7.85
1981	Rolf Bernhard	SUI	8.01	Antonio Corgos	ESP	7.97	Shamil Abbasov	URS	7.95
1982	Henry Lauterbach	GDR	7.86	Rolf Bernhard	SUI	7.83	Giovanni Evangelisti	ITA	7.83
1983	László Szálma	HUN	7.95	Gyula Pálóczi	HUN	7.90	Jens Knipphals	FRG	7.82
1984	Ján Leitner	TCH	7.96	Matthias Koch	GDR	7.91	Robert Emmiyan	URS	7.89

GOLD				SILVER				BRONZE			
1985	Gyula Pálóczy	HUN	8.15	László Szálma	HUN	8.15	Sergey Layevskiy	URS	8.14		
1986	Robert Emmiyan	URS	8.32	László Szálma	HUN	8.24	Ján Leitner	TCH	8.17		
1987	Robert Emmiyan	URS	8.49	Giovanni Evangelisti	ITA	8.26	Christian Thomas	FRG	8.12		
1988	Frans Maas	NED	8.06	László Szálma	HUN	8.03	Giovanni Evangelisti	ITA	8.00		
1989	Emiel Mellaard	NED	8.14	Antonio Corgos	ESP	8.12	Frans Maas	NED	8.11		
1990	Dietmar Haaf	FRG	8.11	Emiel Mellaard	NED	8.08	Robert Emmiyan	URS	8.06		
1992	Dmitriy Bagryanov	EUN	8.12	Konstantin Krause	GER	8.04	Jarmo Kärnä	FIN	7.96		
1994	Dietmar Haaf	GER	8.15	Kóstas Koukoudhimos	GRE	8.09	Bogdan Tudor	ROU	8.07		
1996	Mattias Sunneborn	SWE	8.06	Bogdan Țăruș	ROU	8.03	Spyros Vasdhékis	GRE	8.03		
1998	Aleksey Lunashevich	UKR	8.06	Carlos Calado	POR	8.05	Emmanuel Bangué	FRA	8.05		
2000	Petar Dachev	BUL	8.26	Bogdan Țăruș	ROU	8.20	Vitaliy Shkurlatov	RUS	8.10		
2002	Raúl Fernández	ESP	8.22	Yago Lamela	ESP	8.17	Petar Dachev	BUL	8.17		
2005	Joan Lino Martínez	ESP	8.37	Bogdan Țăruș	ROU	8.14	Volodymyr Zyuskov	UKR	7.99		
2007	Andrew Howe	ITA	8.30	Loúis Tsátoumas	GRE	8.02	Salim Sidiri	FRA	8.00		
2009	Sebastian Bayer	GER	8.71	Nils Winter	GER	8.22	Marcin Starzak	POL	8.18		
2011	Sebastian Bayer	GER	8.16	Kafetien Gomis	FRA	8.03	Morten Jensen	DEN	8.00		
2013	Aleksandr Menkov	RUS	8.31	Michel Tornéus	SWE	8.29	Christian Reif	GER	8.07		
2015	Michel Tornéus	SWE	8.30	Radek Juška	CZE	8.10	Andreas Otterling	SWE	8.06		

Triple Jump

1966	Șerban Ciocină	ROU	16.43	Michael Sauer	FRG	16.35	Petr Nemsovsky	TCH	16.28
1967	Petr Nemsovsky	TCH	16.57	Henrik Kalocsai	HUN	16.45	Aleksandr Zolotaryov	URS	16.40
1968	Nikolay Dudkin	URS	16.71	Viktor Sanyeyev	URS	16.69	Luis Felipe Areta	ESP	16.47
1969	Nikolay Dudkin	URS	16.73	Zoltán Czifra	HUN	16.46	Carol Corbu	ROU	16.20
1970	Viktor Sanyeyev	URS	16.95	Jörg Drehmel	GDR	16.74	Șerban Ciocină	ROU	16.47
1971	Viktor Sanyeyev	URS	16.83	Carol Corbu	ROU	16.83	Gennadiy Savlevich	URS	16.24
1972	Viktor Sanyeyev	URS	16.97	Carol Corbu	ROU	16.89	Valentin Shevchenko	URS	16.73
1973	Carol Corbu	ROU	16.80	Michał Joachimowski	POL	16.75	Mikhail Bariban	URS	16.38
1974	Michał Joachimowski	POL	17.03	Mikhail Bariban	URS	16.88	Bernard Lamitié	FRA	16.56
1975	Viktor Sanyeyev	URS	17.01	Michał Joachimowski	POL	16.90	Gennadiy Bessonov	URS	16.78
1976	Viktor Sanyeyev	URS	17.10	Carol Corbu	ROU	16.75	Bernard Lamitié	FRA	16.68
1977	Viktor Sanyeyev	URS	16.65	Jaak Uudmäe	URS	16.46	Bernard Lamitié	FRA	16.45
1978	Anatoliy Piskulin	URS	16.82	Keith Connor	GBR	16.53	Aleksandr Yakovlev	URS	16.47
1979	Gennadiy Valyukevich	URS	17.02	Anatoliy Piskulin	URS	16.97	Jaak Uudmäe	URS	16.91
1980	Béla Bákosi	HUN	16.86	Jaak Uudmäe	URS	16.51	Gennadiy Kovtunov	URS	16.45
1981	Shamil Abbyasov	URS	17.30	Klaus Kübler	FRG	16.73	Aston Moore	GBR	16.73
1982	Béla Bákosi	HUN	17.13	Gennadiy Valyukevich	URS	16.87	Nikolay Musiyenko	URS	16.82
1983	Nikolay Musiyenko	URS	17.12	Gennadiy Valyukevich	URS	16.94	Béla Bákosi	HUN	16.90
1984	Grigoriy Yemets	URS	17.33	Vlastimil Mařinec	TCH	17.16	Béla Bákosi	HUN	17.15
1985	Khristo Markov	BUL	17.29	Ján Cado	TCH	17.23	Volker Mai	GDR	17.14
1986	Māris Bružiks	URS	17.54	Aleksandr Plekhanov	URS	17.21	Béla Bákosi	HUN	16.93
1987	Serge Hélan	FRA	17.15	Khristo Markov	BUL	17.12	Nikolay Musiyenko	URS	17.00
1988	Oleg Sakirkin	URS	17.30	Béla Bákosi	HUN	17.25	Vasif Asadov	URS	17.23
1989	Nikolay Musiyenko	URS	17.29	Volker Mai	GDR	17.03	Milan Mikuláš	TCH	16.84
1990	Igor Lapshin	URS	17.14	Oleg Sakirkin	URS	16.70	Tord Henriksson	SWE	16.69
1992	Leonid Voloshin	EUN	17.35	Serge Hélan	FRA	17.18	Vasily Sokov	EUN	17.01
1994	Leonid Voloshin	RUS	17.44	Denis Kapustin	RUS	17.35	Vasily Sokov	RUS	17.31
1996	Māris Bružiks	LAT	16.97	Francis Agyepong	GBR	16.93	Armen Martirosyan	ARM	16.74
1998	Jonathan Edwards	GBR	17.43	Charles Friedek	GER	17.15	Serge Hélan	FRA	17.02
2000	Charles Friedek	GER	17.28	Rostislav Dimitrov	BUL	17.22	Paolo Camossi	ITA	17.05
2002	Christian Olsson	SWE	17.54	Marian Oprea	ROU	17.22	Aleksandr Glavatskiy	BLR	17.05
2005	Igor Spasovkhodskiy	RUS	17.20	Mykola Savolaynen	UKR	17.01	Aleksandr Petrenko	RUS	16.98
2007	Phillips Idowu	GBR	17.56	Nathan Douglas	GBR	17.47	Aleksandr Sergeev	RUS	17.15
2009	Fabrizio Donato	ITA	17.59	Viktor Yastrebov	UKR	17.25	Igor Spasovkhodskiy	RUS	17.15
2011	Teddy Tamgho	FRA	17.92	Fabrizio Donato	ITA	17.73	Marian Oprea	ROU	17.62
2013	Daniele Greco	ITA	17.70	Ruslan Samitov	RUS	17.30	Aleksey Fyodorov	RUS	17.12
2015	Nelson Évora	POR	17.21	Pablo Torrijos	ESP	17.04	Marian Oprea	ROU	16.91

Shot Put

1966	Vilmos Varjú	HUN	19.06	Dieter Hoffmann	GDR	18.25	Jirí Škoblá	TCH	18.08
1967	Nikolay Karasyov	URS	19.26	Eduard Gushchin	URS	18.96	Wladyslaw Komar	POL	18.85
1968	Heinfried Birlenbach	FRG	18.65	Wladyslaw Komar	POL	18.40	Nikolay Karasyov	URS	18.35
1969	Heinfried Birlenbach	FRG	19.51	Helmut Briesenick	GDR	19.19	Heinz-Joachim Rothenburg	GDR	18.69
1970	Helmut Briesenick	GDR	20.22	Heinz-Joachim Rothenburg	GDR	19.70	Pierre Colnard	FRA	18.96
1971	Helmut Briesenick	GDR	20.19	Valeriy Voykin	URS	19.54	Rickard Bruch	SWE	19.50
1972	Helmut Briesenick	GDR	20.67	Wladyslaw Komar	POL	20.32	Jaroslav Brabec	TCH	19.94
1973	Jaroslav Brabec	TCH	20.29	Gerd Lochmann	GDR	20.12	Jaromír Vlk	TCH	19.68
1974	Geoff Capes	GBR	20.95	Heinz-Joachim Rothenburg	GDR	20.87	Jaroslav Brabec	TCH	19.87
1975	Valcho Stoev	BUL	20.19	Geoff Capes	GBR	19.98	Valeriy Voykin	URS	19.44

GOLD		SILVER		BRONZE			
1976	Geoff Capes	GBR	20.64	Gerd Lochmann	GDR 20.29	Aleksandr Baryshnikov	URS 20.02
1977	Hreinn Halldórsson	ISL	20.59	Geoff Capes	GBR 20.46	Wladyslaw Komar	POL 20.17
1978	Reijo Ståhlberg	FIN	20.48	Wladyslaw Komar	POL 20.16	Geoff Capes	GBR 20.11
1979	Reijo Ståhlberg	FIN	20.47	Geoff Capes	GBR 20.23	Vladimir Kiselyov	URS 20.01
1980	Zlatan Saračević	YUG	20.43	Jaromír Vlček	TCH 20.19	Ivan Ivančić	YUG 19.48
1981	Reijo Ståhlberg	FIN	19.88	Luc Viudes	FRA 19.41	Zlatan Saračević	YUG 19.40
1982	Vladimir Milić	YUG	20.45	Remigius Machura	TCH 20.07	Jovan Lazarević	YUG 19.65
1983	Jānis Bojārs	URS	20.56	Aleksandr Baryshnikov	URS 20.44	Ivan Ivančić	YUG 20.26
1984	Jānis Bojārs	URS	20.84	Werner Günthör	SUI 20.33	Alessandro Andrei	ITA 20.32
1985	Remigius Machura	TCH	21.74	Ulf Timmermann	GDR 21.44	Werner Günthör	SUI 21.23
1986	Werner Günthör	SUI	21.51	Sergey Smirnov	URS 20.36	Marco Montelatici	ITA 20.11
1987	Ulf Timmermann	GDR	22.19	Werner Günthör	SUI 21.53	Sergey Smirnov	URS 20.97
1988	Remigius Machura	TCH	21.42	Karsten Stolz	FRG 20.22	Georgi Todorov	BUL 19.98
1989	Ulf Timmermann	GDR	21.68	Karsten Stolz	FRG 20.22	Georg Andersen	NOR 20.22
1990	Klaus Bodenmüller	AUT	21.03	Ulf Timmermann	GDR 20.43	Sven Buder	GDR 20.20
1992	Aleksandr Bagach	EUN	20.75	Aleksandr Klymenko	EUN 20.02	Klaus Bodenmüller	AUT 19.99
1994	Aleksandr Bagach	UKR	20.66	Dragan Perić	IEP (YUG) 20.55	Pétur Gudmundsson	ISL 20.04
1996	Paolo Dal Soglio	ITA	20.50	Dirk Urban	GER 20.04	Oliver-Sven Buder	GER 19.91
1998	Oliver-Sven Buder	GER	21.47	Mika Halvari	FIN 20.59	Arsi Harju	FIN 20.53
2000	Timo Aaltonen	FIN	20.62	Manuel Martínez	ESP 20.38	Miroslav Menc	CZE 20.23
2002	Manuel Martínez	ESP	21.26	Joachim B. Olsen	DEN 21.23	Pavel Chumachenko	RUS 20.30
2005	Joachim B. Olsen	DEN	21.19	Rutger Smith	NED 20.79	Manuel Martínez	ESP 20.51
2007	Mikuláš Konopka	SVK	21.57	Pavel Lyzhin	BLR 20.82	Joachim Olsen	DEN 20.55
2009	Tomasz Majewski	POL	21.02	Yves Niaré	FRA 20.42	Ralf Bartels	GER 20.39
2011	Ralf Bartels	GER	21.16	David Storl	GER 20.75	Maksim Sidorov	RUS 20.55
2013	Asmir Kolašinac	SRB	20.62	Hamza Alić	BIH 20.34	Ladislav Prášil	CZE 20.29
2015	David Storl	GER	21.23	Asmir Kolašinac	SRB 20.90	Ladislav Prášil	CZE 20.66

Heptathlon

1992	Christian Plaziat	FRA	6418	Robert Změlík	TCH 6118	Antonio Peñalver	ESP 6062
1994	Christian Plaziat	FRA	6268	Henrik Dagård	SWE 6119	Alain Blondel	FRA 6084
1996	Erki Nool	EST	6188	Tomáš Dvořák	CZE 6114	Jon Arnór Magnússon	ISL 6069
1998	Sebastian Chmara	POL	6415	Dezso Szabó	HUN 6249	Lev Lobodin	RUS 6226
2000	Tomáš Dvořák	CZE	6424	Roman Šebrle	CZE 6271	Erki Nool	EST 6200
2002	Roman Šebrle	CZE	6280	Tomáš Dvořák	CZE 6165	Erki Nool	EST 6084
2005	Roman Šebrle	CZE	6232	Aleksandr Pogorelov	RUS 6111	Roland Schwarzl	AUT 6064
2007	Roman Šebrle	CZE	6196	Aleksandr Pogorelov	RUS 6127	Andrey Kravchenko	BLR 6090
2009	Mikk Pahapill	EST	6362	Oleksiy Kasyanov	UKR 6205	Roman Šebrle	CZE 6142
2011	Andrey Kravchenko	BLR	6282	Nadir El Fassi	FRA 6237	Roman Šebrle	CZE 6178
2013	Eelco Sintnicolaas	NED	6372	Kevin Mayer	FRA 6297	Mihail Dudaš	SRB 6099
2015	Ilya Shkurenov	RUS	6353	Arthur Abele	GER 6279	Eelco Sintnicolaas	NED 6185

5000 Metres Walk*Discontinued after 1994; * Demonstration event*

1981*	Hartwig Gauder	GDR	19:08.59	Maurizio Damilano	ITA 19:13.90	Gérard Lelièvre	FRA 19:55.02
1982*	Maurizio Damilano	ITA	19:40.28	Carlo Mattioli	ITA 20:06.91	Martin Toporek	AUT 20:19.47
1983*	Anatoliy Solomin	URS	19:19.93	Yevgeniy Yevsyukov	URS 19:41.66	Erling Andersen	NOR 20:00.68
1987	Jozef Pribilínec	TCH	19:08.44	Ronald Weigel	GDR 19:08.93	Roman Mrázek	TCH 19:10.77
1988	Jozef Pribilínec	TCH	18:44.40	Roman Mrázek	TCH 18:44.91	Sándor Urbanik	HUN 18:45.91
1989	Mikhail Shchennikov	URS	18:35.60	Roman Mrázek	TCH 18:40.11	Giovanni De Benedictis	ITA 18:43.45
1990	Mikhail Shchennikov	URS	19:00.62	Giovanni De Benedictis	ITA 19:02.90	Axel Noack	GDR 19:08.36
1992	Giovanni De Benedictis	ITA	18:19.97	Frants Kostyukevich	EUN 18:25.40	Stefan Johansson	SWE 18:27.95
1994	Mikhail Shchennikov	RUS	18:34.32	Ronald Weigel	GER 18:40.32	Denis Langlois	FRA 18:43.20

4 x 400m Relay*1972 to 1998 - not held*

1970	USSR	3:05.9	Poland	3:07.5	FRG	3:10.7
1971	Poland	3:11.1	USSR	3:11.9	Bulgaria	3:15.6
2000	Czech Republic	3:06.10	Germany	3:06.64	Hungary	3:09.35
2002	Poland	3:05.50	France	3:06.42	Spain	3:06.60
2005	France	3:07.90	Great Britain & NI	3:09.53	Russia	3:09.63
2007	Great Britain & NI	3:07.04	Russia	3:08.10	Poland	3:08.14
2009	Italy	3:06.68	Great Britain & NI	3:07.04	Poland	3:07.04
2011	France	3:06.17	Great Britain & NI	3:06.46	Belgium	3:06.57
2013	Great Britain & NI	3:05.78	Russia	3:06.96	Czech Republic	3:07.64
2015	Belgium	3:02.87	Poland	3:02.97	Czech Republic	3:04.09

	GOLD		SILVER		BRONZE	
Other Relays						
<i>1966 to 1975 only</i>						
1966	4x320m	FRG	2:30.1	Czechoslovakia	2:31.0	
	Medley	FRG	3:22.0	Italy	3:22.2	Belgium 3:27.2
1967	4x300m	USSR	2:18.0	Poland	2:20.2	Czechoslovakia 2:20.5
	Medley	FRG	3:06.6	USSR	3:06.9	Czechoslovakia 3:08.8
	3x1000m	FRG	7:19.6	Czechoslovakia	7:20.0	USSR 7:20.6
1968	4x364m	Poland	2:48.9	FRG	2:49.7	USSR 2:51.1
	Medley	USSR	3:52.2	Poland	3:54.6	Spain 4:02.8
	3x1000m	USSR	7:13.6	Spain	7:23.6	Czechoslovakia 7:40.2
1969	4x390m	Poland	3:01.9	USSR	3:01.9	FRG 3:04.5
	Medley	Poland	4:16.4			
	3x1000m	FRG	7:08.0	Czechoslovakia	7:23.1	Yugoslavia 7:42.8
1970	Medley	USSR	6:18.0	Poland	6:18.8	FRG 6:19.6
1971	4x800m	USSR	7:17.8	Poland	7:19.2	FRG 7:25.0
1972	4x360m	Poland	2:46.4	FRG	2:46.9	France 2:50.2
	4x720m	FRG	6:26.4	USSR	6:27.0	Poland 6:27.6
1973	4x360m	France	2:46.00	FRG	2:46.42	
	4x720m	FRG	6:21.58	Czechoslovakia	6:21.60	Poland 6:26.95
1974	4x392m	Sweden	3:04.55	France	3:05.46	
1975	4x320m	FRG	2:29.9	Poland	2:31.4	Bulgaria 2:32.1

WOMEN**60 Metres**

* 50 Metres; † Unofficial automatic timing

1966	Margit Nemesházi	HUN	7.3	Galina Mitrokhina	URS	7.3	Mary Rand	GBR	7.4
1967*	Margit Nemesházi	HUN	6.3	Karen Wallgren	SWE	6.4	Galina Bukharina	URS	6.5
1968*†	Sylviane Telliez	FRA	6.29	Erika Rost	FRG	6.43	Hannelore Trabert	FRG	6.46
1969*	Irena Szewińska	POL	6.4	Sylviane Telliez	FRA	6.5	Madeleine Cobb	GBR	6.5
1970	Renate Meissner	GDR	7.4	Sylviane Telliez	FRA	7.5	Wilma van den Berg	NED	7.5
1971	Renate Stecher	GDR	7.3	Sylviane Telliez	FRA	7.4	Annegret Irrgang	FRG	7.4
1972*	Renate Stecher	GDR	6.25	Annegret Richter	FRG	6.28	Sylviane Telliez	FRA	6.31
1973	Annegret Richter	FRG	7.27	Petra Vogt	GDR	7.29	Sylviane Telliez	FRA	7.32
1974	Renate Stecher	GDR	7.16	Andrea Lynch	GBR	7.17	Irena Szewińska	POL	7.20
1975	Andrea Lynch	GBR	7.17	Monika Meyer	GDR	7.24	Irena Szewińska	POL	7.26
1976	Linda Haglund	SWE	7.24	Sonia Lannaman	GBR	7.25	Elvira Possekel	FRG	7.28
1977	Marlies Oelsner	GDR	7.17	Lyudmila Storozhkova	URS	7.24	Rita Bottiglieri	ITA	7.34
1978	Marlies Oelsner	GDR	7.12	Linda Haglund	SWE	7.18	Lyudmila Storozhkova	URS	7.27
1979	Marlies Göhr	GDR	7.16	Marita Koch	GDR	7.19	Lyudmila Storozhkova	URS	7.22
1980	Sofka Popova	BUL	7.11	Linda Haglund	SWE	7.14	Lyudmila Kondratyeva	URS	7.31
1981*	Sofka Popova	BUL	6.17	Linda Haglund	SWE	6.17	Marita Koch	GDR	6.19
1982	Marlies Göhr	GDR	7.11	Sofka Popova	BUL	7.19	Wendy Hoyte	GBR	7.27
1983	Marlies Göhr	GDR	7.09	Silke Gladisch	GDR	7.12	Marisa Masullo	ITA	7.19
1984	Bev Kinch	GBR	7.16	Aneliya Nuneva	BUL	7.23	Nelli Cooman	NED	7.28
1985	Nelli Cooman	NED	7.10	Marlies Göhr	GDR	7.13	Heather Oakes	GBR	7.22
1986	Nelli Cooman	NED	7.00	Marlies Göhr	GDR	7.08	Silke Gladisch	GDR	7.14
1987	Nelli Cooman	NED	7.01	Aneliya Nuneva	BUL	7.06	Marlies Göhr	GDR	7.12
1988	Nelli Cooman	NED	7.04	Silke Möller	GDR	7.05	Marlies Göhr	GDR	7.07
1989	Nelli Cooman	NED	7.15	Laurence Bily	FRA	7.19	Sisko Hanhijoki	FIN	7.23
1990	Ulrike Sarvari	FRG	7.10	Laurence Bily	FRA	7.13	Nelli Cooman	NED	7.14
1992	Zhanna Tarnopolskaya	EUN	7.24	Aneliya Nuneva	BUL	7.29	Nadezhda Roshchupkina	EUN	7.31
1994	Nelli Cooman	NED	7.17	Melanie Paschke	GER	7.19	Patricia Girard	FRA	7.19
1996	Katerina Thánou	GRE	7.15	Odhiah Sidibé	FRA	7.25	Jerneja Perc	SLO	7.28
1998	Melanie Paschke	GER	7.14	Frédérique Bangué	FRA	7.18	Odhiah Sidibé	FRA	7.22
2000	Katerina Thánou	GRE	7.05	Petya Pendareva	BUL	7.11	Irina Pukha	UKR	7.11
2002	Kim Gevaert	BEL	7.16	Marina Kislova	RUS	7.18	Yeoryía Koklóni	GRE	7.22
2005	Kim Gevaert	BEL	7.16	Yeoryía Koklóni	GRE	7.18	María Karastamáti	GRE	7.25
2007	Kim Gevaert	BEL	7.12	Yevgeniya Polyakova	RUS	7.18	Daria Onyško	POL	7.20
2009	Yevgeniya Polyakova	RUS	7.18	Ezinne Okparaebo	NOR	7.21	Verena Sailer	GER	7.22
2011	Olesya Povh	UKR	7.13	Mariya Ryemyen	UKR	7.15	Ezinne Okparaebo	NOR	7.20
2013	Mariya Ryemyen	UKR	7.10	Myriam Soumaré	FRA	7.11	Ivet Lalova	BUL	7.12
2015	Dafne Schippers	NED	7.05	Dina Asher-Smith	GBR	7.08	Verena Sailer	GER	7.09

200 Metres*Discontinued after 2005*

1982	Gesine Walther	GDR	22.80	Yelena Kelchevskaya	URS	23.35	Heidi Gaugel	FRG	23.39
1983	Marita Koch	GDR	22.39	Joan Baptiste	GBR	23.37	Christina Sussiek	FRG	23.61
1984	Jarmila Kratochvílová	TCH	23.02	Marie-Christine Cazier	FRA	23.68	Olga Antonova	URS	23.80

GOLD			SILVER			BRONZE			
1985	Marita Koch	GDR	22.82	Kirsten Emmelmann	GDR	23.06	Els Vader	NED	23.64
1986	Marita Koch	GDR	22.58	Ewa Kasprzyk	POL	22.96	Kirsten Emmelmann	GDR	23.28
1987	Kirsten Emmelmann	GDR	23.10	Blanca Lacabra	ESP	23.19	Marie-Christine Cazier	FRA	23.40
1988	Ewa Kasprzyk	POL	22.69	Tatyana Papiilina	URS	22.79	Silke Knoll	FRG	23.12
1989	Marie-José Pérec	FRA	23.21	Regula Aebi	SUI	23.38	Sabine Tröger	AUT	23.70
1990	Ulrike Stavari	FRG	22.96	Natalya Kovtun	URS	23.01	Galina Malchugina	URS	23.04
1992	Oksana Stypochieva	EUN	23.18	Iolanda Oanta	ROU	23.23	Sabine Tröger	AUT	23.35
1994	Galina Malchugina	RUS	22.41	Silke Knoll	GER	22.96	Jacqueline Poelman	NED	23.43
1996	Sandra Myers	ESP	23.15	Erika Suchovská	CZE	23.16	Zlatica Georgieva	BUL	23.40
1998	Svetlana Goncharenko	RUS	22.46	Melanie Paschke	GER	22.50	Katerina Kófia	GRE	22.86
2000	Muriel Hurtis	FRA	23.06	Alenka Bikar	SLO	23.16	Yekaterina Leshchova	RUS	23.20
2002	Muriel Hurtis	FRA	22.52	Karin Mayr-Krifka	AUT	22.70	Gabi Rockmeier	GER	23.05
2005	Ivet Lalova	BUL	22.91	Karin Mayr-Krifka	AUT	22.94	Jacqueline Poelman	NED	23.42

400 Metres‡ *Unofficial automatic timing*

1966	Helga Henning	FRG	56.9	Libuse Macounová	TCH	57.2	Maeve Kyle	IRL	57.3
1967	Karin Wallgren	SWE	55.7	Lia Louer	NED	56.7	Lijana Petnjarić	YUG	57.3
1968‡	Natalya Pechonkina	URS	55.29	Gisela Köpke	FRG	56.2	Tatyana Arnautova	URS	56.3
1969	Colette Besson	FRA	54.0	Christel Frese	FRG	54.8	Rosemary Stirling	GBR	54.8
1970‡	Marilyn Neufville	GBR	53.01	Christel Frese	FRG	53.1	Colette Besson	FRA	53.6
1971	Vera Popkova	URS	53.7	Inge Bödding	FRG	54.3	Maria Sykora	AUT	54.4
1972	Christel Frese	FRG	53.36	Inge Bödding	FRG	54.60	Erika Weinstein	FRG	54.73
1973	Verona Bernard	GBR	53.04	Waltraud Dietsch	GDR	53.35	Renate Siebach	GDR	53.49
1974	Jelica Pavličić	YUG	52.64	Nadezhda Ilyina	URS	52.81	Waltraud Dietsch	GDR	52.84
1975	Verona Elder	GBR	52.68	Nadezhda Ilyina	URS	53.21	Inta Klimovicha	URS	53.91
1976	Rita Wilden	FRG	52.26	Jelica Pavličić	YUG	52.47	Inta Klimovicha	URS	52.80
1977	Marita Koch	GDR	51.14	Verona Elder	GBR	52.75	Jelica Pavličić	YUG	53.49
1978	Marina Sidorova	URS	52.42	Rita Bottiglieri	ITA	53.18	Karoline Käfer	AUT	53.56
1979	Verona Elder	GBR	51.80	Jarmila Kratochvílová	TCH	51.81	Karoline Käfer	AUT	51.90
1980	Elke Decker	FRG	52.28	Karoline Käfer	AUT	52.70	Tatyana Goyschchik	URS	52.71
1981	Jarmila Kratochvílová	TCH	50.07	Natalya Bochina	URS	52.32	Verona Elder	GBR	52.37
1982	Jarmila Kratochvílová	TCH	49.59	Dagmar Rüksam	GDR	51.18	Gaby Bussmann	FRG	51.57
1983	Jarmila Kratochvílová	TCH	49.69	Kirsten Siemon	GDR	51.70	Rositsa Stamenova	BUL	52.36
1984	Tatána Sidorova	TCH	49.97	Erika Rossi	ITA	52.37	Rositsa Stamenova	BUL	52.41
1985	Sabine Busch	GDR	51.35	Dagmar Neubauer	GDR	51.40	Alena Bulířová	TCH	52.64
1986	Sabine Busch	GDR	51.40	Petra Müller	GDR	51.59	Ann-Louise Skoglund	SWE	52.40
1987	Mariya Pinigina	URS	51.27	Gisela Kinzel	FRG	52.29	Cristina Pérez	ESP	52.63
1988	Petra Müller	GDR	50.28	Helga Arendt	FRG	51.06	Dagmar Neubauer	GDR	51.57
1989	Sally Gunnell	GBR	52.04	Marina Shmonina	URS	52.36	Anita Protti	SUI	52.57
1990	Marina Shmonina	URS	51.22	Iolanda Oantă	ROU	52.22	Judit Forgács	HUN	53.02
1992	Sandra Myers	ESP	51.21	Olga Bryzgina	EUN	51.48	Yelena Golesheva	EUN	52.07
1994	Svetlana Goncharenko	RUS	51.62	Tatyana Alekseyeva	RUS	51.77	Viviane Dorsile	FRA	51.92
1996	Grit Breuer	GER	50.81	Olga Kotlyarova	RUS	51.70	Tatyana Chebykina	RUS	51.71
1998	Grit Breuer	GER	50.45	Ionela Tîrlea	ROU	50.56	Helena Fuchsová	CZE	51.22
2000	Svetlana Pospelova	RUS	51.66	Natalya Nazarova	RUS	51.69	Helena Fuchsová	CZE	52.32
2002	Natalya Antyukh	RUS	51.65	Claudia Marx	GER	52.15	Karen Shinkins	IRL	52.17
2005	Svetlana Pospelova	RUS	50.41	Svetlana Usovich	BLR	50.55	Irina Rosikhina	RUS	52.05
2007	Nicola Sanders	GBR	50.02	Iлона Usovich	BLR	51.00	Olesya Zykina	RUS	51.69
2009	Antonina Krivoschapka	RUS	51.18	Nataliya Pygyda	UKR	51.44	Darya Safonova	RUS	51.85
2011	Denisa Rosolová	CZE	51.73	Olesya Krasnomovets	RUS	51.80	Kseniya Zadorina	RUS	52.03
2013	Perri Shakes-Drayton	GBR	50.85	Eilidh Child	GBR	51.45	Moa Hjelmer	SWE	52.04
2015	Nataliya Pygyda	UKR	51.96	Indira Terrero	ESP	52.63	Seren Bundy-Davies	GBR	52.64

800 Metres‡ *Unofficial automatic timing*

1966	Zsuzsa Szabó	HUN	2:07.9	Karin Kessler	FRG	2:10.8	Marie Ingrová	TCH	2:11.6
1967	Karin Kessler	FRG	2:08.2	Maryvonne Dupureur	FRA	2:09.6	Valentina Lukyanova	URS	2:10.5
1968‡	Karin Burneleit	GDR	2:07.65	Alla Kolesnikova	URS	2:08.3	Valentina Lukyanova	URS	2:09.4
1969	Barbara Wieck	GDR	2:05.3	Magdolna Kulscár	HUN	2:07.5	Anna Zimina	URS	2:08.0
1970	Maria Sykora	AUT	2:07.0	Lyudmila Bragina	URS	2:07.5	Zofia Kolakowska	POL	2:07.6
1971	Hildegard Falck	FRG	2:06.1	Ileana Silai	ROU	2:06.5	Rosemary Stirling	GBR	2:06.6
1972	Gunhild Hoffmeister	GDR	2:04.83	Ileana Silai	ROU	2:05.17	Svetla Zlateva	BUL	2:05.50
1973	Stefka Yordanova	BUL	2:02.65	Elfi Rost	GDR	2:02.83	Elżbieta Skowrońska	POL	2:02.90
1974	Elżbieta Katolík	POL	2:02.38	Gisela Ellenberger	FRG	2:02.54	Gunhild Hoffmeister	GDR	2:02.59
1975	Anita Barkusky	GDR	2:05.6	Sarmista Stuala	URS	2:06.2	Rositsa Pekhlivanova	BUL	2:06.3
1976	Nikolina Shtereva	BUL	2:02.2	Lilyana Tomova	BUL	2:02.6	Gisela Klein	FRG	2:03.2
1977‡	Jane Colebrook	GBR	2:01.12	Totka Petrova	BUL	2:01.17	Elżbieta Katolík	POL	2:01.3
1978	Ulrike Bruns	GDR	2:02.3	Totka Petrova	BUL	2:02.5	Mariana Suman	ROU	2:03.4

GOLD			SILVER			BRONZE		
1979	Nikolina Shtereva	BUL 2:02.6	Anita Weiss	GDR 2:02.9	Fița Lovin	ROU 2:03.1		
1980	Jolanta Januchta	POL 2:00.6	Anne-Marie Van Nuffel	BEL 2:00.9	Liz Barnes	GBR 2:01.5		
1981	Hildegard Ullrich	GDR 2:00.94	Svetla Zlateva	BUL 2:01.37	Nikolina Shtereva	BUL 2:02.50		
1982	Doina Melinte	ROU 2:00.39	Martina Steuk	GDR 2:01.07	Jolanta Januchta	POL 2:01.24		
1983	Svetlana Kitova	URS 2:01.28	Zuzana Moravčíková	TCH 2:01.66	Olga Simakova	URS 2:02.25		
1984	Milena Matejkovičová	TCH 1:59.52	Doina Melinte	ROU 1:59.81	Cristeana Cojocaru	ROU 2:01.24		
1985	Ella Kovacs	ROU 2:00.51	Nadezhda Olizarenko	URS 2:00.90	Cristeana Cojocaru	ROU 2:01.01		
1986	Sigrun Ludwigs	GDR 1:59.89	Cristeana Matei	ROU 2:01.54	Slobodanka Čolović	YUG 2:03.28		
1987	Christine Wachtel	GDR 1:59.89	Sigrun Wodars	GDR 2:00.59	Lyubov Kiryukhina	URS 2:01.85		
1988	Sabine Zwiener	FRG 2:01.19	Olga Nelyubova	URS 2:01.61	Gabi Lesch	FRG 2:01.85		
1989	Doina Melinte	ROU 1:59.89	Ellen Kiessling	GDR 2:01.24	Tatyana Grebenchuk	URS 2:01.63		
1990	Lyubov Gurina	URS 2:01.63	Sabine Zwiener	FRG 2:02.23	Lorraine Baker	GBR 2:02.42		
1992	Ella Kovacs	ROU 1:59.98	Inna Yevseyeva	EUN 2:00.26	Yelena Afanasyeva	EUN 2:00.69		
1994	Natalya Dukhnova	BLR 2:00.42	Ella Kovacs	ROU 2:00.49	Carla Sacramento	POR 2:01.12		
1996	Patricia Djaté-Taillard	FRA 2:01.71	Stella Jongmans	NED 2:01.88	Svetlana Masterkova	RUS 2:02.86		
1998	Ludmila Formanová	CZE 2:02.30	Malin Ewerlöf	SWE 2:03.61	Judit Varga	HUN 2:03.81		
2000	Stephanie Graf	AUT 1:59.70	Natalya Tsyganova	RUS 2:00.17	Sandra Stals	BEL 2:01.34		
2002	Jolanda Čeplak	SLO 1:55.82	Stephanie Graf	AUT 1:55.85	Elisabeth Grousselle	FRA 2:01.46		
2005	Larisa Chzhao	RUS 1:59.97	Mayte Martínez	ESP 2:00.52	Natalya Tsyganova	RUS 2:01.62		
2007	Oksana Zbrozhek	RUS 1:59.23	Tetyana Petlyuk	UKR 1:59.84	Jolanda Čeplak	SLO 2:00.00		
2009	Mariya Savinova	RUS 1:58.10	Oksana Zbrozhek	RUS 1:59.20	Elisa Cusma	ITA 2:00.23		
2011	Jenny Meadows	GBR 2:00.50	Linda Marguet	FRA 2:01.61	Marilyn Okoro	GBR 2:02.46		
2013	Nataliya Lupu	UKR 2:00.29	Yelena Kotul'skaya	RUS 2:00.98	Maryna Arzamasava	BLR 2:01.21		
2015	Selina Büchel	SUI 2:01.95	Yekaterina Poistogova	RUS 2:01.99	Nataliya Lupu	UKR 2:02.25		

1500 Metres

1971	Margaret Beacham	GBR 4:17.2	Lyudmila Bragina	URS 4:17.8	Tamara Pangelova	URS 4:18.1
1972	Tamara Pangelova	URS 4:14.62	Lyudmila Bragina	URS 4:18.35	Vasilena Amzina	BUL 4:18.84
1973	Ellen Tittel	FRG 4:16.17	Tonka Petrova	BUL 4:17.20	Iris Claus	GDR 4:21.49
1974	Tonka Petrova	BUL 4:11.00	Karin Krebs	GDR 4:11.33	Tamara Kazachkova	URS 4:14.45
1975	Natalia Andrei	ROU 4:14.7	Tatyana Kazankina	URS 4:14.8	Ellen Wellmann	FRG 4:16.2
1976	Brigitte Kraus	FRG 4:15.2	Natalia Mărășescu	ROU 4:15.6	Rositsa Pekhlivanova	BUL 4:15.8
1977	Mary Stewart	GBR 4:09.4	Vasela Yatsinska	BUL 4:10.0	Rumyana Chavdarova	BUL 4:11.3
1978	Ileana Silai	ROU 4:07.1	Natalia Mărășescu	ROU 4:07.4	Brigitte Kraus	FRG 4:07.6
1979	Natalia Mărășescu	ROU 4:03.5	Zamira Zaytseva	URS 4:03.9	Svetlana Guskova	URS 4:07.4
1980	Tamara Koba	URS 4:12.5	Anna Bukis	POL 4:13.1	Mary Purcell	IRL 4:14.2
1981	Agnese Possamai	ITA 4:07.49	Valentina Ilyinykh	URS 4:08.17	Vanya Smolka	URS 4:08.64
1982	Gabriella Dorio	ITA 4:04.01	Brigitte Kraus	FRG 4:04.22	Beate Liebhö	GDR 4:06.70
1983	Brigitte Kraus	FRG 4:16.14	Maria Radu	ROU 4:17.16	Ivana Kleinová	TCH 4:17.21
1984	Fița Lovin	ROU 4:10.03	Ely van Hulst	NED 4:11.09	Sandra Gasser	SUI 4:11.70
1985	Doina Melinte	ROU 4:02.54	Fița Lovin	ROU 4:03.46	Brigitte Kraus	FRG 4:03.64
1986	Svetlana Kitova	URS 4:14.25	Tatyana Lebonova	URS 4:14.29	Mitica Junghtiatu	ROU 4:15.00
1987	Sandra Gasser	SUI 4:08.76	Svetlana Kitova	URS 4:09.01	Ivana Walterová	TCH 4:09.99
1988	Doina Melinte	ROU 4:05.77	Mitica Constantin	ROU 4:06.16	Brigitte Kraus	FRG 4:07.06
1989	Paula Ivan	ROU 4:07.16	Marina Yachmenyova	URS 4:07.77	Svetlana Kitova	URS 4:08.36
1990	Doina Melinte	ROU 4:09.73	Sandra Gasser	SUI 4:10.13	Violeta Beclea	ROU 4:10.44
1992	Yekaterina Podkopayeva	EUN 4:06.61	Lyubov Kremlyova	EUN 4:06.62	Doina Melinte	ROU 4:06.90
1994	Yekaterina Podkopayeva	RUS 4:06.46	Lyudmila Rogachova	RUS 4:06.60	Małgorzata Rydz	POL 4:06.98
1996	Carla Sacramento	POR 4:08.95	Yekaterina Podkopayeva	RUS 4:09.65	Małgorzata Rydz	POL 4:10.50
1998	Theresia Kiesl	AUT 4:13.62	Lidia Chojecka	POL 4:14.93	Violeta Szekely	ROU 4:15.54
2000	Violeta Szekely	ROU 4:12.82	Olga Kuznetsova	RUS 4:13.45	Yuliya Kosenkova	RUS 4:13.60
2002	Yekaterina Puzanova	RUS 4:06.30	Elena Iagar	ROU 4:06.90	Alesya Turvova	BLR 4:07.69
2005	Elena Iagar	ROU 4:03.09	Corina Dumbravean	ROU 4:05.88	Hind Dehiba	FRA 4:07.20
2007	Lidia Chojecka	POL 4:05.13	Natalya Pantel'yeva	RUS 4:06.04	Olesya Chumakova	RUS 4:06.48
2009	Anna Alminova	RUS 4:07.76	Natalia Rodríguez	ESP 4:08.72	Sonja Roman	SLO 4:11.42
2011	Yelena Arzhakova	RUS 4:13.78	Nuria Fernández	ESP 4:14.04	Yekaterina Martynova	RUS 4:14.16
2013	Abeba Aregawi	SWE 4:04.47	Isabel Macias	ESP 4:14.19	Katarzyna Broniatowska	POL 4:14.30
2015	Sifan Hassan	NED 4:09.04	Angelika Cichočka	POL 4:10.53	Federica Del Buono	ITA 4:11.61

3000 Metres

1982	Agnese Possamai	ITA 8:53.77	Maricica Puică	ROU 8:54.26	Paula Fudge	GBR 8:56.96
1983	Yelena Sapatova	URS 9:04.40	Agnese Possamai	ITA 9:04.41	Yelena Mal'ykhina	URS 9:04.52
1984	Brigitte Kraus	FRG 9:12.07	Tatyana Pozdnyakova	URS 9:15.04	Ivana Kleinová	TCH 9:15.71
1985	Agnese Possamai	ITA 8:55.25	Olga Bondarenko	URS 8:58.03	Yvonne Murray	GBR 9:00.94
1986	Ines Bibernell	GDR 8:54.52	Yvonne Murray	GBR 9:01.31	Regina Chistiakova	URS 9:01.72
1987	Yvonne Murray	GBR 8:46.06	Ely van Hulst	NED 8:51.40	Brigitte Kraus	FRG 8:53.01
1988	Ely van Hulst	NED 8:44.50	Vera Michal'lek	FRG 8:46.97	Wendy Sly	GBR 8:51.04
1989	Ely van Hulst	NED 9:10.01	Nicky Morris	GBR 9:12.37	Maricica Puică	ROU 9:15.49
1990	Ely van Hulst	NED 8:57.28	Margareta Keszeg	HUN 8:57.50	Andrea Hahmann	GDR 9:00.31

GOLD			SILVER			BRONZE		
1992	Margareta Keszeg	ROU 8:59.80	Tatyana Dorovskikh	EUN 9:00.15	Rita Marquand	GER 9:00.99		
1994	Fernanda Ribeiro	POR 8:50.47	Margareta Keszeg	ROU 8:55.61	Anna Brzezińska	POL 8:56.90		
1996	Fernanda Ribeiro	POR 8:39.49	Sara Wedlund	SWE 8:50.32	Marta Dominguez	ESP 8:53.34		
1998	Gabriela Szabo	ROU 8:49.96	Fernanda Ribeiro	POR 8:51.42	Marta Dominguez	ESP 8:57.72		
2000	Gabriela Szabo	ROU 8:42.06	Lidia Chojecka	POL 8:42.42	Marta Dominguez	ESP 8:44.08		
2002	Marta Dominguez	ESP 8:53.87	Carla Sacramento	POR 8:53.96	Yelena Zadorozhnaya	RUS 8:58.36		
2005	Lidia Chojecka	POL 8:43.76	Susanne Pumper	AUT 8:47.74	Silvia Weissteiner	ITA 8:56.27		
2007	Lidia Chojecka	POL 8:43.25	Marta Dominguez	ESP 8:44.40	Silvia Weissteiner	ITA 8:44.81		
2009	Alemitu Bekele	TUR 8:46.50	Sara Moreira	POR 8:48.18	Mary Cullen	IRL 8:48.47		
2011	Helen Clitheroe	GBR 8:56.66	Lidia Chojecka	POL 8:58.30	Layes Abdullayeva	AZE 9:00.37		
2013	Sara Moreira	POR 8:58.50	Corinna Harrer	GER 9:00.50	Fionnuala Britton	IRL 9:00.54		
2015	Yelena Korobkina	RUS 8:47.62	Sviatlana Kudzelich	BLR 8:48.02	Maureen Koster	NED 8:51.64		

60 Metres Hurdles

* 50 Metres; ‡ Unofficial automatic timing

1966	Irina Press	URS 8.1	Gundula Diel	GDR 8.4	Inge Schell	FRG 8.4
1967*	Karin Balzer	GDR 6.9	Vlasta Seifertová	TCH 7.0	Inge Schell	FRG 7.1
1968*‡	Karin Balzer	GDR 7.08	Bärbel Weidlich	GDR 7.12	Lyudmila Iyevleva	URS 7.14
1969*	Karin Balzer	GDR 7.2	Meta Antenen	SUI 7.3	Christine Perera	GBR 7.4
1970	Karin Balzer	GDR 8.2	Liya Khitrina	URS 8.2	Teresa Sukniewicz	POL 8.5
1971	Karin Balzer	GDR 8.1	Annelie Ehrhardt	GDR 8.1	Teresa Sukniewicz	POL 8.3
1972*	Annelie Ehrhardt	GDR 6.85	Teresa Sukniewicz	POL 6.94	Grażyna Rabsztyń	POL 7.05
					Meta Antenen	SUI 7.05
1973	Annelie Ehrhardt	GDR 8.02	Valeria Bufanu	ROU 8.16	Teresa Nowak	POL 8.23
1974	Annerose Fiedler	GDR 8.08			Meta Antenen	SUI 8.19
	Grażyna Rabsztyń	POL 8.08				
1975	Grażyna Rabsztyń	POL 8.04	Annelie Ehrhardt	GDR 8.12	Tatyana Anisimova	URS 8.21
1976	Grażyna Rabsztyń	POL 7.96	Natalya Lebedyeva	URS 8.08	Bozena Nowakowska	POL 8.14
1977	Lyubov Nikitenko	URS 8.29	Zofia Filip	POL 8.34	Rita Bottiglieri	ITA 8.39
1978	Johanna Klier	GDR 7.94	Grażyna Rabsztyń	POL 8.07	Silvia Kempin	FRG 8.15
1979	Danuta Perka	POL 7.95	Grażyna Rabsztyń	POL 8.00	Nina Morgulina	URS 8.09
1980	Zofia Bielczyk	POL 7.77	Grażyna Rabsztyń	POL 7.89	Natalya Lebedyeva	URS 8.04
1981*	Zofia Bielczyk	POL 6.74	Mariya Kemenchezhi	URS 6.80	Tatyana Anisimova	URS 6.81
1982	Kerstin Knabe	GDR 7.98	Bettine Gärtz	GDR 8.00	Yordanka Donkova	BUL 8.03
1983	Bettine Gärtz	GDR 7.75	Kerstin Knabe	GDR 7.96	Tatyana Maljuyanyets	URS 8.07
1984	Lucyna Kalek	POL 7.96	Vera Akimova	URS 7.99	Yordanka Donkova	BUL 8.09
1985	Cornelia Oschkenat	GDR 7.90	Ginka Zagorcheva	BUL 8.02	Anne Piquereau	FRA 8.03
1986	Cornelia Oschkenat	GDR 7.79	Anne Piquereau	FRA 7.89	Kerstin Knabe	GDR 7.90
1987	Yordanka Donkova	BUL 7.79	Gloria Uibel	GDR 7.89	Ginka Zagorcheva	BUL 7.92
1988	Cornelia Oschkenat	GDR 7.77	Marjan Olijslager	NED 7.92	Mihaela Pogacean	ROU 7.92
1989	Yordanka Donkova	BUL 7.87	Lyudmila Narozhilenko	URS 7.94	Gabriele Lippe	FRG 7.96
1990	Lyudmila Narozhilenko	URS 7.74	Monique Ewanje-Epée	FRA 7.84	Mihaela Pogacean	ROU 7.99
1992	Lyudmila Narozhilenko	EUN 7.82	Monique Ewanje-Epée	FRA 7.99	Yordanka Donkova	BUL 8.03
1994	Yordanka Donkova	BUL 7.85	Eva Sokolova	RUS 7.89	Anna Piquereau	FRA 7.91
1996	Patricia Girard	FRA 7.89	Brigitte Bukovec	SLO 7.90	Monique Tourret	FRA 8.09
1998	Patricia Girard	FRA 7.85	Svetlana Laukhova	RUS 8.01	Diane Allahgreen	GBR 8.02
2000	Linda Ferga	FRA 7.88	Patricia Girard	FRA 7.98	Yelena Krasovska	UKR 8.03
2002	Linda Ferga	FRA 7.96	Kirsten Bolm	GER 7.97	Patricia Girard	FRA 7.98
2005	Susanna Kallur	SWE 7.80	Jenny Kallur	SWE 7.99	Kirsten Bolm	GER 8.00
2007	Susanna Kallur	SWE 7.87	Aleksandra Antonova	RUS 7.94	Kirsten Bolm	GER 7.97
2009	Eline Berings	BEL 7.92	Lucie Skrobáková	CZE 7.95	Derval O'Rourke	IRL 7.97
2011	Carolin Nytra	GER 7.80	Tiffany Ofili	GBR 7.80	Christina Vukicevic	NOR 7.83
2013	Alina Talay	BLR 7.94	Veronica Borsi	ITA 7.94	Derval O'Rourke	IRL 7.95
2015	Alina Talay	BLR 7.85	Lucy Hatton	GBR 7.90	Serita Solomon	GBR 7.93

High Jump

1966	Iolanda Balas	ROU 1.76	Olga Pulic	YUG 1.73	Ilija Hans	FRG 1.65
					Mary Rand	GBR 1.65
1967	Taisiya Schenchik	URS 1.76	Linda Knowles	GBR 1.73	Jaroslava Králová	TCH 1.70
1968	Rita Schmidt	GDR 1.84	Virginia Bonci	ROU 1.76	Antonina Okorokova	URS 1.76
1969	Rita Schmidt	GDR 1.82	Yordanka Blagoeva	BUL 1.82	Antonina Lazareva	URS 1.79
1970	Ilona Gusenbauer	AUT 1.88	Cornelia Popescu	ROU 1.82	Rita Schmidt	GDR 1.82
1971	Milada Karbanová	TCH 1.80	Vera Gavrilova	URS 1.80	Cornelia Popescu	ROU 1.78
1972	Rita Schmidt	GDR 1.90	Rita Gildemeister	GDR 1.84	Yordanka Blagoeva	BUL 1.84
1973	Yordanka Blagoeva	BUL 1.92	Rita Gildemeister	GDR 1.86	Milada Karbonová	TCH 1.86
1974	Rosemarie Witschas	GDR 1.90	Milada Karbonová	TCH 1.88	Rita Kirst	GDR 1.88
1975	Rosemarie Ackermann	GDR 1.92	Marie-Christine Debourse	FRA 1.83	Annemieke Bouma	NED 1.80
1976	Rosemarie Ackermann	GDR 1.92	Ulrike Meyfarth	FRG 1.89	Milada Karbonová	TCH 1.89
1977	Sara Simeoni	ITA 1.92	Brigitte Holzappel	FRG 1.89	Edit Samuel	HUN 1.86

GOLD				SILVER				BRONZE			
1978	Sara Simeoni	ITA	1.94	Brigitte Holzapfel	FRG	1.91	Urszula Kielan	POL	1.88		
1979	Andrea Mátay	HUN	1.92	Urszula Kielan	POL	1.85	Ulrike Meyfarth	FRG	1.80		
1980	Sara Simeoni	ITA	1.95	Andrea Mátay	HUN	1.93	Urszula Kielan	POL	1.93		
1981	Sara Simeoni	ITA	1.97	Elzbieta Krawczuk	POL	1.94	Urszula Kielan	POL	1.94		
1982	Ulrike Meyfarth	FRG	1.99	Andrea Bienias	GDR	1.99	Katalin Sterk	HUN	1.99		
1983	Tamara Bykova	URS	2.03	Larisa Kositsyna	URS	1.94	Maryse Ewanje-Epée	FRA	1.92		
1984	Ulrike Meyfarth	FRG	1.95	Maryse Ewanje-Epée	FRA	1.95	Danuta Bulkowska	POL	1.95		
1985	Stefka Kostadinova	BUL	1.97	Susanne Helm	GDR	1.94	Danuta Bulkowska	POL	1.90		
1986	Andrea Bienias	GDR	1.97	Gabrielle Günz	GDR	1.94	Larisa Kositsyna	URS	1.94		
1987	Stefka Kostadinova	BUL	1.97	Tamara Bykova	URS	1.94	Susanne Beyer	GDR	1.91		
1988	Stefka Kostadinova	BUL	2.04	Heike Redetzky/Henkel	FRG	1.97	Elzbieta Trylinska	POL	1.91		
1989	Galina Astafei	ROU	1.96	Hanne Haugland	NOR	1.96	Larisa Kositsyna	URS	1.97		
1990	Heike Henkel	FRG	2.00	Britta Vörös	GDR	1.94	Maryse Ewanje-Epée	FRA	1.91		
1992	Heike Henkel	GER	2.02	Stefka Kostadinova	BUL	2.02	Galina Astafei	ROU	1.94		
1994	Stefka Kostadinova	BUL	1.98	Desislava Aleksandrova	BUL	1.96	Yelena Yelesina	EUN	1.94		
1996	Alina Astafei	GER	1.98	Niki Bakoyiánni	GRE	1.96	Sigrid Kirchmann	AUT	1.96		
1998	Monica Iagăr	ROU	1.96	Alina Astafei	GER	1.94	Olga Bolshova	MOL	1.94		
2000	Kajsa Bergqvist	SWE	2.00	Zuzana Hlavonová	CZE	1.98	Yelena Yelesina	RUS	1.94		
2002	Marina Kuptsova	RUS	2.03	Dóra Györfy	HUN	1.95	Olga Kaliturlina	RUS	1.96		
2005	Anna Chicherova	RUS	2.01	Kajsa Bergqvist	SWE	1.95	Venelina Veneva	BUL	1.97		
2007	Tia Hellebaut	BEL	2.05	Ruth Beitia	ESP	1.99	Venelina Veneva	BUL	1.96		
2009	Ariane Friedrich	GER	2.01	Antonietta Di Martino	ITA	1.96	Viktoriya Klyugina	RUS	1.96		
2011	Antonietta Di Martino	ITA	2.01	Ruth Beitia	ESP	1.99	Ebba Jungmark	SWE	1.96		
2013	Ruth Beitia	ESP	1.99	Ruth Beitia	ESP	1.96	Emma Green Tregaro	SWE	1.96		
2015	Mariya Kuchina	RUS	1.97	Ebba Jungmark	SWE	1.96	Kamila Licwinko	POL	1.94		
				Alessia Trost	ITA	1.97					

Pole Vault

1996	Vala Flosadóttir	ISL	4.16	Christine Adams	GER	4.05	Gabriela Mihalcea	ROU	4.05
1998	Anzhela Balakhonova	UKR	4.45	Daniela Bártová	CZE	4.40	Vala Flosadóttir	ISL	4.40
2000	Pavia Hamáková	CZE	4.40	Yelena Belyakova	RUS	4.35	Christine Adams	GER	4.35
2002	Svetlana Feofanova	RUS	4.75	Yvonne Buschbaum	GER	4.65	Monika Pyrek	POL	4.60
2005	Yelena Isinbaeva	RUS	4.90	Anna Rogowska	POL	4.75	Monika Pyrek	POL	4.70
2007	Svetlana Feofanova	RUS	4.76	Yuliya Golubchikova	RUS	4.71	Anna Rogowska	POL	4.66
2009	Yuliya Golubchikova	RUS	4.75	Silke Spiegelburg	GER	4.75	Anna Batkke	GER	4.65
2011	Anna Rogowska	POL	4.85	Silke Spiegelburg	GER	4.75	Kristina Gadschiew	GER	4.65
2013	Holly Bleasdale	GBR	4.67	Anna Rogowska	POL	4.67	Anzhelika Sidorova	RUS	4.62
2015	Anzhelika Sidorova	RUS	4.80	Ekaterini Stefanídi	GRE	4.75	Angelica Bengtsson	SWE	4.70

Long Jump

1966	Tatyana Shchelkanova	URS	6.73	Mary Rand	GBR	6.53	Heidemarie Rosendahl	FRG	6.49
1967	Berit Berthelsen	NOR	6.51	Heidemarie Rosendahl	FRG	6.41	Viorica Viscopoleanu	ROU	6.40
1968	Berit Berthelsen	NOR	6.43	Bärbel Löhnert	GDR	6.23	Viorica Viscopoleanu	ROU	6.23
1969	Irena Szewińska	POL	6.38	Sue Scott/Reeve	GBR	6.18	Meta Antenen	SUI	6.15
1970	Viorica Viscopoleanu	ROU	6.56	Heidemarie Rosendahl	FRG	6.55	Mirosława Sarna	POL	6.54
1971	Heidemarie Rosendahl	FRG	6.64	Irena Szewińska	POL	6.56	Viorica Viscopoleanu	ROU	6.53
1972	Brigitte Roesen	FRG	6.58	Meta Antenen	SUI	6.42	Jarmila Nygrýnová	TCH	6.39
1973	Diana Yorgova	BUL	6.45	Jarmila Nygrýnová	TCH	6.30	Mirosława Sarna	POL	6.15
1974	Meta Antenen	SUI	6.69	Angela Schmalfeld	GDR	6.56	Valeria Stefanescu	ROU	6.39
1975	Dorina Catineanu	ROU	6.31	Liliya Alfeyeva	URS	6.29	Meta Antenen	SUI	6.28
1976	Liliya Alfeyeva	URS	6.64	Jarmila Nygrýnová	TCH	6.57	Galina Gopchenko	URS	6.48
1977	Jarmila Nygrýnová	TCH	6.63	Ildikó Szabó	HUN	6.55	Heidemarie Wycisk	GDR	6.40
1978	Jarmila Nygrýnová	TCH	6.62	Ildikó Erdélyi	HUN	6.49	Sue Reeve	GBR	6.48
1979	Siegrun Siegl	GDR	6.70	Jarmila Nygrýnová	TCH	6.42	Lena Johansson	SWE	6.27
1980	Anna Włodarczyk	POL	6.74	Anke Weigt	FRG	6.68	Sabine Everts	FRG	6.54
1981	Karin Hänel	FRG	6.77	Sigrid Heilmann	GDR	6.66	Jasmin Fischer	FRG	6.65
1982	Sabine Everts	FRG	6.70	Karin Hänel	FRG	6.54	Valeria Ionescu	ROU	6.52
1983	Eva Murková	TCH	6.77	Helga Radtke	GDR	6.63	Heike Daute/Drechsler	GDR	6.61
1984	Susan Hearnshaw	GBR	6.70	Eva Murková	TCH	6.55	Stefana Lazzaroni	ITA	6.08
1985	Galina Chistyakova	URS	7.02	Eva Murková	TCH	6.99	Heike Drechsler	GDR	6.97
1986	Heike Drechsler	GDR	7.18	Helga Radtke	GDR	6.94	Yelena Kokonova	URS	6.90
1987	Heike Drechsler	GDR	7.12	Galina Chistyakova	URS	6.89	Yelena Belyovskaya	URS	6.76
1988	Heike Drechsler	GDR	7.30	Galina Chistyakova	URS	7.24	Jolanta Bartczak	POL	6.62
1989	Galina Chistyakova	URS	6.98	Yolanda Chen	URS	6.86	Ringa Ropo	FIN	6.62
1990	Galina Chistyakova	URS	6.85	Yelena Kokonova	URS	6.74	Helga Radtke	GDR	6.66
1992	Larisa Berezhnaya	EUN	7.00	Marieta Ilcu	ROU	6.74	Ljudmila Ninova	AUT	6.60
1994	Heike Drechsler	GER	7.06	Ljudmila Ninova	AUT	6.78	Inessa Kravets	UKR	6.72
1996	Renata Nielsen	DEN	6.76	Yelena Sinchukova	RUS	6.75	Claudia Gerhardt	GER	6.74

GOLD				SILVER				BRONZE			
1998	Fiona May	ITA	6.91	Tatyana Ter-Mesrobyan	RUS	6.72	Linda Ferga	FRA	6.67		
2000	Erica Johansson	SWE	6.89	Heike Drechsler	GER	6.86	Iva Prandzheva	BUL	6.80		
2002	Niki Xánthou	GRE	6.74	Olga Rublyova	RUS	6.74	Lyudmila Galkina	RUS	6.68		
2005	Naide Gomes	POR	6.70	Stiliani Pilátou	GRE	6.64	Adina Anton	ROU	6.59		
							Bianca Kappler	GER	6.53*		
2007	Naide Gomes	POR	6.89	Concepción Montaner	ESP	6.69	Denisa Scerbová	CZE	6.64		
2009	Ksenija Balta	EST	6.87	Yelena Sokolova	RUS	6.84	Olga Kucherenko	RUS	6.82		
2011	Darya Kliushina	RUS	6.80	Naide Gomes	POR	6.79	Yuliya Pidluzhnaya	RUS	6.75		
2013	Darya Kliushina	RUS	7.01	Éloyse Lesueur	FRA	6.90	Erica Jarder	SWE	6.71		
2015	Ivana Španović	SRB	6.98	Sosthene Taroum Mogueuna	GER	6.83	Florentina Marinca	ROU	6.79		

* Kappler's final jump was mis-measured at 6.96 but felt to have been in the range of 6.65

Triple Jump

* Demonstration event

1990*	Galina Chistyakova	URS	14.14	Helga Radtke	GDR	13.63	Anna Oliveira	POR	13.44
1992	Inessa Kravets	EUN	14.15	Sofiya Bozhanova	BUL	13.98	Helga Radtke	GER	13.75
1994	Inna Lasovskaya	RUS	14.88	Anna Biryukova	RUS	14.72	Sofiya Bozhanova	BUL	14.52
1996	Iva Prandzheva	BUL	14.54	Sárka Kaspárková	CZE	14.50	Olga Vasdhéki	GRE	14.30
1998	Ashia Hansen	GBR	15.16	Sárka Kaspárková	CZE	14.76	Olga Vasdhéki	GRE	14.29
2000	Tatyana Lebedeva	RUS	14.68	Cristina Nicolau	ROU	14.63	Iva Prandzheva	BUL	14.63
2002	Tereza Marinova	BUL	14.81	Ashia Hansen	GBR	14.71	Yelena Oleynikova	RUS	14.30i
2005	Viktoriya Gurova	RUS	14.74	Magdelin Martínez	ITA	14.54	Carlota Castrejana	ESP	14.45
2007	Carlota Castrejana	ESP	14.64	Olesya Bufalova	RUS	14.50	Teresa Nzola Meso	FRA	14.49
2009	Anastasiya Taranova-Potapova	RUS	14.68	Marija Šestak	SLO	14.60	Dana Veldáková	SVK	14.40
2011	Simona La Mantia	ITA	14.60	Olesya Zabara	RUS	14.45	Dana Veldáková	SVK	14.39
2013	Olga Saladukha	UKR	14.88	Irina Gumenyuk	RUS	14.30	Simona La Mantia	ITA	14.26
2015	Yekaterina Koneva	RUS	14.69	Gabriela Petrova	BUL	14.52	Hanna Minenko	ISR	14.49

Shot Put

1966	Margitta Gummel	GDR	17.30	Tamara Press	URS	17.00	Nadezhda Chizhova	URS	16.95
1967	Nadezhda Chizhova	URS	17.44	Ivanka Khristova	BUL	16.55	Maria Chorbova	BUL	16.23
1968	Nadezhda Chizhova	URS	18.18	Margitta Gummel	GDR	17.62	Marita Lange	GDR	17.19
1969	Marita Lange	GDR	17.52	Ivanka Khristova	BUL	16.94	Ingeburg Friedrich	GDR	16.42
1970	Nadezhda Chizhova	URS	18.80	Hannelore Friedel	GDR	18.39	Marita Lange	GDR	18.09
1971	Nadezhda Chizhova	URS	19.70	Margitta Gummel	GDR	19.50	Antonina Ivanova	URS	18.69
1972	Nadezhda Chizhova	URS	19.41	Antonina Ivanova	URS	18.54	Marianne Adam	GDR	18.30
1973	Helena Fibingerová	TCH	19.08	Ludwika Chewińska	POL	18.29	Antonina Ivanova	URS	18.25
1974	Helena Fibingerová	TCH	20.75	Nadezhda Chizhova	URS	20.62	Marianne Adam	GDR	19.70
1975	Marianne Adam	GDR	20.05	Helena Fibingerová	TCH	19.97	Ivanka Khristova	BUL	18.35
1976	Ivanka Khristova	BUL	20.45	Svetlana Krachevskaya	URS	20.06	Ilona Schocknecht	GDR	19.36
1977	Helena Fibingerová	TCH	21.46	Ilona Slupianek	GDR	21.12	Eva Wilms	FRG	20.87
1978	Helena Fibingerová	TCH	20.67	Margitta Droese	GDR	19.77	Eva Wilms	FRG	19.24
1979	Ilona Slupianek	GDR	21.01	Marianne Adam	GDR	20.11	Judy Oakes	GBR	15.66
1980	Helena Fibingerová	TCH	19.92	Eva Wilms	FRG	19.66	Beatrix Philipp	FRG	17.59
1981	Ilona Slupianek	GDR	20.77	Helena Fibingerová	TCH	20.64	Helma Knorscheidt	GDR	20.12
1982	Verzhinia Veselinova	BUL	20.19	Helena Fibingerová	TCH	19.24	Natalya Lisovskaya	URS	18.50
1983	Helena Fibingerová	TCH	20.61	Helma Knorscheidt	GDR	20.35	Zdenka Šilhavá	TCH	19.56
1984	Helena Fibingerová	TCH	20.34	Claudia Losch	FRG	20.23	Heidi Krieger	GDR	20.18
1985	Helena Fibingerová	TCH	20.84	Claudia Losch	FRG	20.59	Heike Hartwig	GDR	19.93
1986	Claudia Losch	FRG	20.48	Heidi Krieger	GDR	20.21	Mihaela Loghin	ROU	19.07
1987	Natalya Akhrimenko	URS	20.84	Heidi Krieger	GDR	20.02	Heike Hartwig	GDR	20.00
1988	Claudia Losch	FRG	20.39	Larisa Peleshenko	URS	20.23	Kathrin Neimke	GDR	20.20
1989	Stephanie Storp	FRG	20.30	Heike Hartwig	GDR	20.03	Iris Plotzitzka	FRG	19.79
1990	Claudia Losch	FRG	20.64	Natalya Lisovskaya	URS	20.35	Grit Hammer	GDR	19.35
1992	Natalya Lisovskaya	EUN	20.70	Svetla Mitkova	BUL	20.06	Astrid Kumbernuss	GER	19.37
1994	Astrid Kumbernuss	GER	19.44	Larisa Peleshenko	RUS	19.16	Svetla Mitkova	BUL	19.09
1996	Astrid Kumbernuss	GER	19.79	Irina Khudorozhkina	RUS	19.07	Valentina Feduyshina	UKR	18.90
1998	Irina Korzhanenko	RUS	20.25	Vita Pavlysh	UKR	20.00	Corrie de Bruin	NED	18.97
2000	Larisa Peleshenko	RUS	20.15	Nadine Kleinert-Schmitt	GER	19.23	Astrid Kumbernuss	GER	19.12
2002	Vita Pavlysh	UKR	19.76	Assunta Legnante	ITA	18.60	Lieja Koeman	NED	18.53
2005	Nadezhda Ostapchuk	BLR	19.37	Krystyna Zabawska	POL	18.96	Olga Ryabinkina	RUS	18.83
2007	Assunta Legnante	ITA	18.92	Irina Khudorozhkina	RUS	18.50	Olga Ryabinkina	RUS	18.16
2009	Petra Lammert	GER	19.66	Denise Hinrichs	GER	19.63	Anca Heltne	ROU	18.71
2011	Anna Avdeyeva	RUS	18.70	Christina Schwanitz	GER	18.65	Josephine Terlecki	GER	18.09
2013	Christina Schwanitz	GER	19.25	Yevgeniya Kolodko	RUS	19.04	Alena Kopets	BLR	18.85
2015	Anita Márton	HUN	19.23	Yulia Leantsiuk	BLR	18.60	Radoslava Mavrodieva	BUL	17.83

GOLD			SILVER			BRONZE			
Pentathlon									
1992	Liliana Nastase	ROU	4701	Petra Vaideanu	ROU	4677	Urszula Włodarczyk	POL	4651
1994	Larisa Turchinskaya	RUS	4801	Rita Ináncsi	HUN	4775	Urszula Włodarczyk	POL	4668
1996	Yelena Lebedyenko	RUS	4685	Urszula Włodarczyk	POL	4597	Irina Vostrikova	RUS	4545
1998	Urszula Włodarczyk	POL	4808	Irina Belova	RUS	4631	Karin Specht	GER	4523
2000	Karin Ertl	GER	4671	Irina Vostrikova	RUS	4615	Urszula Włodarczyk	POL	4590
2002	Yelena Prokhorova	RUS	4622	Naide Gomes	POR	4595	Carolina Klüft	SWE	4535
2005	Carolina Klüft	SWE	4948	Kelly Sotherton	GBR	4733	Natalya Dobrynska	UKR	4667
2007	Carolina Klüft	SWE	4944	Kelly Sotherton	GBR	4927	Karin Ruckstuhl	NED	4801
2009	Anna Bogdanova	RUS	4761	Jolanda Keizer	NED	4644	Antoinette Nana Djimou	FRA	4618
2011	Antoinette Nana Djimou	FRA	4723	Austra Skujytė	LTU	4706	Remona Fransen	NED	4665
2013	Antoinette Nana Djimou	FRA	4666	Yana Maksimava	BLR	4658	Hanna Melnychenko	UKR	4608
2015	Katarina Johnson-Thompson	GBR	5000	Nafissatou Thiam	BEL	4696	Eliška Klucinová	CZE	4687

3000 Metres Walk*Discontinued after 1994*

1987	Natalya Dmitrochenko	URS	12:57.59	Giuliana Salce	ITA	12:59.11	Monica Gunnarsson	SWE	13:06.46
1988	Reyes Sobrino	ESP	12:48.99	Dana Vavracová	TCH	12:51.08	Mari Cruz Diaz	ESP	12:55.03
1989	Beate Anders	GDR	12:21.91	Ileana Salvador	ITA	12:32.43	Reyes Sobrino	ESP	12:39.50
1990	Beate Anders	GDR	11:59.36	Ileana Salvador	ITA	12:18.84	Anna-Rita Sidoti	ITA	12:27.94
1992	Alina Ivanova	EUN	11:49.99	Ileana Salvador	ITA	11:53.23	Beate Anders/Gummelt	GER	11:55.41
1994	Anna-Rita Sidoti	ITA	11:54.32	Beate Gummelt	GER	11:56.01	Yelena Arshintseva	RUS	11:57.49

4 x 400m Relay*1972 to 1998 - not held*

1971	USSR	3:36.6	FRG	3:39.6	Bulgaria	3:47.8
2000	Russia	3:32.53	Italy	3:35.01	Romania	3:36.28
2002	Belarus	3:32.24	Poland	3:32.45	Italy	3:36.49
2005	Russia	3:28.00	Poland	3:29.37	Great Britain & NI	3:29.81
2007	Belarus	3:27.83	Russia	3:28.16	Great Britain & NI	3:28.69
2009	Russia	3:29.12	Great Britain & NI	3:30.42	Belarus	3:35.03
2011	Russia	3:29.34	Great Britain & NI	3:31.36	France	3:32.16
2013	Great Britain & NI	3:27.56	Russia	3:28.18	Czech Republic	3:28.49
2015	France	3:31.61	Great Britain & NI	3:31.79	Poland	3:31.90

Other Relays*1966 to 1975 only*

1966	4x160m	FRG	1:18.4	Yugoslavia	1:21.7	Czechoslovakia	1:22.3
1967	4x150m	USSR	1:12.4	Czechoslovakia	1:14.0	GDR	1:14.1
	Medley	USSR	3:35.6	Yugoslavia	3:37.5		
1968	4x182m	FRG	1:28.8				
	Medley	USSR	4:28.4	Czechoslovakia	4:39.0		
1969	4x195m	France	1:34.3	USSR	1:34.6	Yugoslavia	1:36.9
	Medley	USSR	4:52.4	Poland	4:53.2	Yugoslavia	5:05.9
1970	4x200m	USSR	1:35.7	FRG	1:37.6	Austria	1:40.8
	Medley	France	4:58.4	FRG	5:01.1	USSR	5:02.2
1971	4x200m	USSR	1:37.1	FRG	1:38.0	Bulgaria	1:39.7
1972	4x180m	FRG	1:24.1	France	1:27.6	Austria	1:29.5
	4x360m	FRG	3:10.4	USSR	3:11.2	France	3:11.3
1973	4x180m	FRG	1:21.15	Austria	1:23.33		
	4x360m	FRG	3:10.85	France	3:11.20	Poland	3:11.65
1974	4x392m	Sweden	3:38.15	Bulgaria	3:39.21		
1975	4x320m	USSR	2:46.1	FRG	2:47.3	Poland	2:49.6

ASIAN INDOOR GAMES**PAST VENUES**

	Date	Venue	
1.	13-15 Nov 05	Pattaya	Pattaya indoor Stadium, Chon Buri
2.	30 Oct-1 Nov 07	Macao	Macao East Asian Games Dome
3.	31 Oct-2 Nov 09	Hanoi	My Dinh National Stadium
4.	2011	Doha	(Aspire Dome) Cancelled

PAST MEDALLISTS**MEN****60 Metres**

2005	Tang Yik Chun	HKG	6.80	Wanchara Sondee	THA	6.83	Juma Mubarak Al-Jabri	OMA	6.87
2007	Samuel Francis	QAT	6.54	Yahya Saeed Al-Kahes	KSA	6.56	Wachara Sondee	THA	6.65
2009	Su Bingtian	CHN	6.65	Yasser Al-Nassiri	KSA	6.66	Wachara Sondee	THA	6.68

GOLD		SILVER		BRONZE				
400 Metres								
2005	Mohammad Akefian	IRI	47.83	Yevgeniy Meleshenko	KAZ 47.84	Jukkatip Phocharoen	THA	48.57
2007	Wang Liangyu	CHN	46.08	Prasanna S.Amarasekara	SRI 47.09	Jukkatip Phocharoen	THA	47.40
2009	Ismail Al-Sabyani	KSA	47.31	Youssef Al-Masrahi	KSA 47.49	Sergey Zaykov	KAZ	47.63
800 Metres								
2005	Ghamanda Ram	IND	1:50.69	Salam Amer Al-Badri	QAT 1:52.27	Mohammad Alazemi	KUW	1:52.40
2007	Mohammad Alazemi	KUW	1:49.62	Ehsan Mohajershajaei	IRI 1:50.22	Ramesan Rajeev	IND	1:50.87
2009	Sajjad Moradi	IRI	1:48.48	Mohammad Alazemi	KUW 1:48.93	Adnan Taees Akkar	IRQ	1:49.59
1500 Metres								
2005	Kamal Ali Thamer	QAT	3:50.28	Ali Abubaker Kamal	QAT 3:50.31	Boonyu Kaveerattanakajon	THA	3:57.40
2007	Chatholi Hamza	IND	3:50.22	Omar Awadh Al-Rashidi	KUW 3:50.58	Abubaker Ali Kamal	QAT	3:50.78
2009	Kamal Ali Thamer	QAT	3:42.36	Alemu Bekele Gebre	BRN 3:43.66	Abubaker Ali Kamal	QAT	3:44.07
3000 Metres								
2005	Kamal Ali Thamer	QAT	8:05.03	Boonthung Srisung	THA 8:10.39	Ali Abubaker Kamal	QAT	8:13.24
2007	Charles Bett Koech	QAT	8:04.69	Surendra Kumar Singh	IND 8:04.99	Sunil Kumar Singh	IND	8:10.07
2009	James Kwalia	QAT	8:00.40	Alemu Bekele	BRN 8:01.50	Essa Ismail Rashed	QAT	8:05.87
60 Metres Hurdles								
2005	Narongdech Janjai	THA	7.93	Abdul Rasheed	PAK 7.95	Suphan Wongsriphuck	THA	8.03
2007	Wu Youjia	CHN	7.82	Narongdech Janjai	THA 7.99	Muhammad Sajjad Ahmad	PAK	8.02
2009	Ji Wei	CHN	7.69	Mohammed Aissa Al-Thawadi	QAT 7.81	Sami Ahmed Al-Haider	KSA	7.81
High Jump								
2005	Sergey Zasimovich	KAZ	2.17	Hu Tong	CHN 2.15	Torlaph Sudjinta	THA	2.15
2007	Rashid Ahmed Al-Mannai	QAT	2.24	Sergey Zasimovich	KAZ 2.21	Kim Young-Min	KOR	2.21
2009	Vitaliy Tsykunov	KAZ	2.22	Majed Ghazal El Dein	SYR 2.22	Zhao Kuansong	CHN	2.20
Pole Vault								
2005	Artyom Pilipenko	KAZ	5.30	Chen Zhong	CHN 5.10	Mohsen Rabbani	IRI	5.00
2007	Liu Feiliang	CHN	5.30	Ali Makki Al-Sabagha	KUW 5.10	Pendar Shoghian	IRI	4.90
2009	Leonid Andreyev	UZB	5.60	Yang Yansheng	CHN 5.40	Kreetha Sintawacheewa	THA	5.10
Long Jump								
2005	Roman Valiyev	KAZ	7.84	Saleh Al-Haddad	KUW 7.52	Li Runrun	CHN	7.50
2007	Hussein Al-Saba	KSA	7.93	Keeratikorn Janmanee	THA 7.59	Konstantin Safronov	KAZ	7.51
2009	Ahmad Fayaz Marzouk	KSA	7.96	Zhuang Haitao	CHN 7.91	Theerayut Philakong	THA	7.71
Triple Jump								
2005	Roman Valiyev	KAZ	16.51	Lin Munjie	CHN 16.21	Theerayut Philakong	THA	15.91
2007	Roman Valiyev	KAZ	16.57	Wu Bo	CHN 16.45	Yevgeniy Yektov	KAZ	16.34
2009	Roman Valiyev	KAZ	16.60	Yevgeniy Yektov	KAZ 16.44	Theerayut Philakong	THA	16.05
Shot Put								
2005	Navpreet Singh	IND	18.80	Mehdi Shahrokhi	IRI 18.33	Tian Yingchun	CHN	17.57
2007	Sultan Abdulmajeed Al-Hebshi	KSA	18.99	Gholoum Hassan	KUW 18.88	Mehdi Shahrokhi	IRI	18.48
2009	Amin Nikfar	IRI	19.66	Chang Ming-Huang	TPE 19.55	Sultan Abdulmajeed Al-Hebshi	KSA	19.39
Heptathlon								
2005	Pavel Dubitskiy	KAZ	5716	Hadi Sepehrzad	IRI 5501	Boonkete Chaloung	THA	5358
2007	Pulimootil Joseph Vinod	IND	5561	Pavel Dubitskiy	KAZ 5432	Boonkete Chaloung	THA	5046
2009	Mohammed Al-Qaree	KSA	5791	Dmitriy Karpov	KAZ 5691	Vu Van Huyen	VIE	5622
4 x 400 Metres Relay								
2005	Thailand		3:14.11	Iran	3:18.81	Qatar		3:21.40
2007	Saudi Arabia		3:11.29	Sri Lanka	3:11.29	Iran		3:13.18
2009	Saudi Arabia		3:10.31	Thailand	3:11:07	United Arab Emirates		3:11.40
WOMEN								
60 Metres								
2005	Nongnuch Sanrat	THA	7.46	Sangwan Jaksunin	THA 7.49	Zhu Juanhong	CHN	7.80
2007	Nongnuch Sanrat	THA	7.28	Sangwan Jaksunin	THA 7.49	Nataliya Ivoninskaya	KAZ	7.59
2009	Vu Thi Huong	VIE	7.24	Guzel Khubbieva	UZB 7.39	Nongnuch Sanrat	THA	7.42
400 Metres								
2005	Tatyana Roslanova	KAZ	52.69	Mounira Al-Saleh	SYR 54.17	Anna Gavryushenko	KAZ	54.99
2007	Tang Xiaoyin	CHN	53.56	Tatyana Azarova	KAZ 53.68	Olga Tereshkova	KAZ	53.89
2009	Chen Jingwen	CHN	53.58	Kolestane Mahmoud Ieso	IRQ 53.75	Marina Maslenko	KAZ	54.34

GOLD			SILVER			BRONZE			
800 Metres									
2005	Soundarajan Shanthi	IND	2:06.07	Huang Jing	CHN	2:07.32	Viktoriya Yalovtseva	KAZ	2:09.05
2007	Liu Qing	CHN	2:06.13	Sinimol Paulose	IND	2:06.32	Antony Vijila	IND	2:06.75
2009	Margarita Matsko	KAZ	2:03.06	Truong Thanh Hang	VIE	2:03.65	Viktoriya Yalovtseva	KAZ	2:03.74
1500 Metres									
2005	O. P. Jaisha	IND	4:15.75	Svetlana Lukasheva	KAZ	4:16.96	Sinimol Paulose	IND	4:18.08
2007	Sinimol Paulose	IND	4:22.56	Svetlana Lukasheva	KAZ	4:24.92	Li Zhenzhu	CHN	4:25.96
2009	Liu Qing	CHN	4:19.04	Mimi Belete	BRN	4:19.79	Truong Thanh Hang	VIE	4:23.04
3000 Metres									
2005	O. P. Jaisha	IND	9:38.43	Kim Sung-Eun	KOR	9:40.22	Lin Suk An	PRK	9:51.72
2007	Chen Xiaofang	CHN	9:23.11	Preeja Sreedharan	IND	9:27.62	Bui Thi Hien	VIE	9:36.38
2009	Tejitu Daba	BRN	9:32.65	Bui Thi Hien	VIE	9:37.19	Glady's Kibiwot	BRN	9:42.64
60 Metres Hurdles									
2005	Ji Fangqian	CHN	8.37	Natalya Ivoninskaya	KAZ	8.41	Trecia Roberts	THA	8.56
2007	Natalya Ivoninskaya	KAZ	8.33	Zhang Rong	CHN	8.35	Anastasiya Vinogradova	KAZ	8.48
2009	Wallapa Punsoongneun	THA	8.28	Natalya Ivoninskaya	KAZ	8.38	Anastasiya Soprunova	KAZ	8.39
High Jump									
2005	Noengruthai Chaipetch	THA	1.88	Anna Ustinova	KAZ	1.84	Gu Biwei	CHN	1.84
2007	Noengruthai Chaipetch	THA	1.91	Yekaterina Yevseyeva	KAZ	1.88	Anna Ustinova	KAZ	1.88
2009	Nadiya Dusanova	UZB	1.93	Noengruthai Chaipetch	THA	1.93	Wanida Boonwan	THA	1.91
Pole Vault									
2005	Yang Jing	CHN	4.31	Sunisa Kaw-iad	THA	3.40	Pasuta Wongwieng	THA	3.40
2007	Desy Margawati	INA	3.75	Sunisa Khaw-lad	THA	3.60	Pasuta Wongwieng	THA	3.40
2009	Li Ling	CHN	4.45	Le Thi Phuong	VIE	4.00	Desy Margawati	INA	4.00
Long Jump									
2005	Guan Yingnan	CHN	6.54	Olesya Belyayeva	KAZ	6.18	Wacharee Ritthiwat	THA	5.96
2007	Chen Yaling	CHN	6.45	Thitima Muangjan	THA	6.04	Sirada Seechaichana	THA	5.82
2009	Olga Rypakova	KAZ	6.58	Yuliya Tarasova	UZB	6.45	Maliakhal A. Prajusha	IND	6.27
Triple Jump									
2005	Olesya Belyayeva	KAZ	13.60	Wacharee Ritthiwat	THA	13.11	Thitima Muangjan	THA	12.95
2007	Irina Litvinenko	KAZ	13.56	Thitima Muangjan	THA	13.42	Kang Hye-Sun	PRK	12.90
2009	Olga Rypakova	KAZ	14.40	Irina Litvinenko	KAZ	13.87	Thitima Muangjan	THA	13.78
Shot Put									
2005	Li Ling	CHN	18.20	Zhang Guirong	SIN	17.99	Juthaporn Krasaeyan	THA	15.52
2007	Li Fengfeng	CHN	16.33	Juthaporn Krasaeyan	THA	15.69	Tin Ka Yin	HKG	11.71
2009	Leyla Rajabi	IRI	17.07	Juthaporn Krasaeyan	THA	16.12	Lin Chia-Ying	TPE	16.08
Pentathlon									
2005	Olga Rypakova	KAZ	4245	Watcharaporn Masim	THA	4182			
2007	Irina Naumenko	KAZ	4179	Liu Haili	CHN	4063	Masim Watcharaporn	THA	3614
2009	Wassanee Winatho	THA	4062	Liu Haili	CHN	3908	Nguyen Thi Thu Cuc	VIE	3765
4 x 400 Metres Relay									
2005	India		3:46.48	Thailand		3:48.25	Macao		4:08.47
2007	Kakazhstan		3:37.59	Thailand		3:38.25	India		3:41.09
2009	Kakazhstan		3:39.21	India		3:41.23	Thailand		3:41.37

ASIAN INDOOR CHAMPIONSHIPS

PAST VENUES

	<u>Date</u>	<u>Venue</u>	
1.	6-8 Feb 04	Tehran	Aftab Enghelab Sport Complex
2.	10-12 Feb 06	Pattaya	Pattaya Indoor Stadium, Chon Buri
3.	14-16 Feb 08	Doha	Aspire Dome
4.	24-26 Feb 10	Tehran	Aftab Enghelab Complex
5.	18/19 Feb 12	Hangzhou	Zhejiang College of Sports
6.	15/16 Feb 14	Hangzhou	Zhejiang College of Sports
7.	19-21 Feb 16	Doha	Aspire Dome

GOLD			SILVER			BRONZE			
PAST MEDALLISTS									
MEN									
60 Metres									
2004	Abdolfahar Saghar	IRI	6.76	To Wai Lok	HKG	6.78	Shen Yunbao	CHN	6.79
2006	Gong Wei	CHN	6.64	Wachara Sondee	THA	6.65	Vyacheslav Muravyev	KAZ	6.67
2008	Samuel Francis	QAT	6.62	Leung Chun Wai	HKG	6.79	Vyacheslav Muravyev	KAZ	6.79
2010	Samuel Francis	QAT	6.58	Reza Ghasemi	IRI	6.67	Barakat Al-Harthi	OMA	6.68
2012	Reza Ghasemi	IRI	6.68	Lai Chun Ho	HKG	6.78	Gary Yeo Foo Ee	SIN	6.87
2014	Samuel Francis	QAT	6.61	Femi Ogunode	QAT	6.62	Reza Ghasemi	IRI	6.68
200 Metres (2004 only)									
2004	Tomoyuki Arai	JPN	21.56	Liu Haitao	CHN	21.63	Adel Mohamed Farhan	BRN	21.87
400 Metres									
2004	Mohammed Akefian	IRI	48.71	Edward Mangasar	IRI	48.76	Esmail Kabutaran	IRI	49.32
2006	Mohamed Salim Al-Rawahi	OMA	47.90	Jukkathip Phocharoen	THA	48.62	Yevgeniy Meleshenko	KAZ	48.65
2008	Liu Xiaosheng	CHN	47.82	Sergey Zaykov	KAZ	48.12	Ali Obaid Shirook	UAE	48.24
2010	Bibin Mathew	IND	47.81	Reza Bouazar	IRI	48.14	Shahabeldinik Tahmasebi	IRI	48.15
2012	Reza Bouazar	IRI	48.09	Chang Pengben	CHN	48.47	Amin Ghelichi	IRI	48.64
2014	Mehdi Zamani	IRI	48.25	Sergey Zaykov	KAZ	48.37	Ahmed Mubarak Saleh Al-Saadi	OMA	48.51
800 Metres									
2004	Rashid Ramzi	BRN	1:48.03	Sadjad Moradi	IRI	1:48.48	Youssef Saad Kamel	BRN	1:48.89
2006	Salem Amer Al-Badri	QAT	1:50.93	Adam Abdou Adam	QAT	1:51.29	Ghamanda Ram	IND	1:51.45
2008	Youssef Saad Kamel	BRN	1:48.03	Ehsan Mohajershojaei	IRI	1:48.68	Masato Yokota	JPN	1:49.30
2010	Mohammad Al-Azemi	KUW	1:53.22	Abdulrahman MUSAEB Bala	QAT	1:54.25	Masato Yokota	JPN	1:54.71
2012	Mohammad Al-Azemi	KUW	1:47.37	Adnan Taees Akkar	IRQ	1:49.42	Yang Xiaofei	CHN	1:50.32
2014	Abdulrahman MUSAEB Bala	QAT	1:50.27	Ibrahim Renoud Al-Zafairi	KUW	1:50.86	Yasuhiro Nakamura	JPN	1:50.94
1500 Metres									
2004	Rachid Ramzi	BRN	3:55.73	Sajjad Moradi	IRI	3:56.00	Ehsan Mohajershojaei	IRI	3:56.06
2006	Dahame Najem Bashir	QAT	3:44.04	Bakheet Saleh	BRN	3:46.29	Pritam Kumar Bind	IND	3:47.23
2008	Kamal Ali Thamer	QAT	3:40.86	Chatholi Hamza	IND	3:41.18	Ali Abubaker Kamal	QAT	3:42.50
2010	Ali Abubaker Kamal	QAT	3:51.78	Mohamed Al-Garni	QAT	3:53.12	Rouhollah Mohammadi	IRI	3:55.64
2012	Mohamed Al-Garni	QAT	3:58.04	Omar Awadh Al-Rashidi	KUW	3:59.83	Kariappa Ranjan	IND	4:00.03
2014	Mohamed Al-Garni	QAT	3:48.79	Omar Awadh Al-Rashidi	KUW	3:50.79	Hossein Keyhani	IRI	3:50.80
3000 Metres									
2004	Salem Johar Mucheru	BRN	8:11.90	Wu Wen-Chien	TPE	8:24.39	Omid Mehrabi	IRI	8:33.00
2006	Saif Saeed Shaheen	QAT	7:39.77	Tareq Mubarak Taher	BRN	7:49.84	Adam Ismail Khamis	BRN	7:50.10
2008	Sultan Khamis Zaman	QAT	7:49.31	Surendra Kumar Singh	IND	7:49.47	James Kwalia	QAT	7:50.76
2010	James Kwalia	QAT	7:57.73	Essa Ismail Rashed	QAT	7:57.77	Mohamed Khazaei	IRI	8:26.33
2012	Bilsuma Shume	BRN	7:43.88	Mohamed Al-Garni	QAT	7:46.17	Alemu Bekele	BRN	7:48.04
2014	Mohamed Al-Garni	QAT	8:08.65	Ali Abubaker Kamal	QAT	8:09.48	Tetsuya Yoroizaka	JPN	8:11.73
60 Metres Hurdles									
2004	Wu Youjia	CHN	7.77	Rouholla Ashgari	IRI	7.82	Mohd Robani Hassan	MAS	8.03
2006	Liu Lili	CHN	7.79	Chen Ming	CHN	7.84	Mohd Faiz Mohamad	MAS	7.91
2008	Ji Wei	CHN	7.79	Abdul Rashid	PAK	7.98	Rayzamsah Wan Sofian	MAS	8.01
2010	Jiang Fan	CHN	7.75	Fawaz Dahesh Al-Shammari	KUW	7.90	Mohamad Godarzi	IRI	7.95
2012	Jiang Fan	CHN	7.74	Abdulaziz Al-Mandeel	KUW	7.82	Ji Wei	CHN	7.85
2014	Abdulaziz Al-Mandeel	KUW	7.80	Yaqoub Al-Yoha	KUW	7.90	Huang Hao	CHN	7.90
High Jump									
2004	Yuriy Pakhlyayev	KAZ	2.23	Zheng Ting	CHN	2.19	Shuhei Manabe	JPN	2.15
2006	Naoyuki Daigo	JPN	2.17	Salem Nasser Bakheet	BRN	2.13	Huang Haiqiang	CHN	2.13
2008	Sergey Zasimovich	KAZ	2.24	Majed Ghazal Eldein	SYR	2.21	Rashid Ahmed Al-Manna'i	QAT	2.18
2010	Mutaz Essa Barshim	QAT	2.20	Keyvan Ghanbarzadeh	IRI	2.17	Jean-Claude Rabbath	LIB	2.17
2012	Mutaz Essa Barshim	QAT	2.37	Zhang Guowei	CHN	2.28	Majed El Dein Ghazal	SYR	2.24
2014	Mutaz Essa Barshim	QAT	2.36	Majed El Dein Ghazal	SYR	2.20	Zhang Guowei	CHN	2.20
Pole Vault									
2004	Zhang Hongwei	CHN	5.40	Eshagh Ghaffari	IRI	5.00	Mohsen Rabbani	IRI	5.00
2006	Daichi Sawano	JPN	5.60	Yang Yansheng	CHN	5.40	Aleksandr Akhmedov	KAZ	5.30
2008	Daichi Sawano	JPN	5.45	Takafumi Suzuki	JPN	5.35	Leonid Andreyev	UZB	5.35
2010	Mohsen Rabbani	IRI	5.20	Nikita Filippov	KAZ	5.10	Eshagh Ghaffari	IRI	4.90
2012	Yang Yansheng	CHN	5.50	Zhang Wei	CHN	5.40	Jun-ya Nagata	JPN	5.30
2014	Hsieh Chia-Han	TPE	5.15	Zhou Bo	CHN	5.15	Ryo Tanaga	JPN	5.15

GOLD		SILVER		BRONZE			
Long Jump							
2004	Mohamed Salman Al-Khuwalidi	KSA	7.94	Ahmed F. Al-Dosari	KSA 7.76	Cai Peng	CHN 7.58
2006	Zhang Xin	CHN	7.76	Daisuke Arakawa	JPN 7.75	Saleh Abdullah Al-Haddad	KUW 7.52
2008	Mohamed Salman Al-Khuwalidi	KSA	8.24	Saleh Abd. Al-Haddad	KUW 7.88	Hussein Al-Saba	KSA 7.72
2010	Rikiya Saruyama	JPN	7.65	Zhuang Haitao	CHN 7.58	Mohammed Ibrar	IND 7.56
2012	Li Jinzhe	CHN	7.98	Rikiya Saruyama	JPN 7.63	Kumaravel Premkumar	IND 7.62
2014	Saleh Abdelaziz Al-Haddad	KUW	7.94	Mohammad Arzandeh	IRI 7.80	Jie Lei	CHN 7.76
Triple Jump							
2004	Zhu Shujing	CHN	16.57	Mohamed Hazouri	SYR 16.42	Denis Sauranbayev	KAZ 16.17
2006	Roman Valiyev	KAZ	16.24	Mohamed Hazouri	SYR 16.20	Yevgeniy Yektov	KAZ 15.93
2008	Roman Valiyev	KAZ	16.32	Amarjeet Singh	IND 16.24	Theerayut Philakong	THA 16.04
2010	Dong Bin	CHN	16.73	Nobuaki Fujibayashi	JPN 16.33	Roman Valiyev	KAZ 16.25
2012	Dong Bin	CHN	17.01	Cao Shuo	CHN 17.01	Li Yanxi	CHN 16.23
2014	Fu Haitao	CHN	16.21	Roman Valiyev	KAZ 16.16	Ruslan Kurbanov	UZB 16.00
Shot Put							
2004	Amin Nikfar	IRI	18.33	Ali Rahmani	IRI 18.30	Wang Zhiyong	CHN 17.93
2006	Sarayudh Pinitjit	THA	17.49	Meshari Suuroor Saad	KUW 17.29	Sergey Rubtsov	KAZ 16.89
2008	Ahmed Hassan Gholoum	KUW	18.55	Om Prakash Karhana	IND 18.37	Yao Yongguang	CHN 18.16
2010	Satyendra Kumar Singh	IND	19.17	Meshari Suuroor Saad	KUW 18.78	Hamid Reza Nodehi Farahani	IRI 18.58
2012	Zhang Jun	CHN	19.78	Wang Guangfu	CHN 19.40	Wang Like	CHN 19.09
2014	Om Prakash Singh	IND	19.07	Wang Guangfu	CHN 18.64	Li Jun	CHN 18.52
Heptathlon							
2004	Pavel Dubitskiy	KAZ	5570	Mohammad Ahmad Hosseini	IRI 5387	Rifat Artykov	UZB 5299
2006	Pavel Dubitskiy	KAZ	5619	Hsiao Szu-Pin	TPE 5563	Pavel Andreyev	UZB 5421
2008	Pulimootil Joseph Vinod	IND	5561	Hadi Sepehrzad	IRI 5515	Hiromasa Tanaka	JPN 5306
2010	Hadi Sepehrzad	IRI	5292	Abdul Jalil Tomaj	IRI 5050	Pulimootil Joseph Vinod	IND 4981
2012	Dmitriy Karpov	KAZ	5928	Keisuke Ushiro	JPN 5590	Hiromasa Tanaka	JPN 5033
2014	Dmitriy Karpov	KAZ	5752	Akihiko Nakamura	JPN 5693	Leonid Andreyev	UZB 5561
5000 Metres Walk (2004 only)							
2004	Amir Kheirgou	IRI	22:12.27	Ebrahim Rahimian	IRI 22:19.56	Basat Sita Ram	IND 22:22.92
4 x 400 Metres Relay							
2004	Iran		3:16.99	India	3:19.91	Bahrain	3:22.21
2006	Thailand		3:15.53	Both other teams (Kuwait & Malaysia) disqualified			
2008	Kazakhstan		3:14.25	India	3:16.53	Qatar	3:17.93
2010	Iran		3:15.2	India	3:16.5	Kakazhstan	3:17.6
2012	Insufficient entry						
2014	Kazakhstan		3:12.94	PR of China	3:13.43	Oman	3:13.49
WOMEN							
60 Metres							
2004	Zou Yiting	CHN	7.41	Rakia Al-Gasara	BRN 7.48	Saori Kitakaze	JPN 7.52
2006	Nongnuch Sanrat	THA	7.48	Sangwan Jaksunin	THA 7.54	Orranut Klomdee	THA 7.59
2008	Rakia Al-Gasara	BRN	7.40	Wang Yingju	CHN 7.47	Nongnuch Sanrat	THA 7.49
2010	Jiang Lan	CHN	7.51	Han Ling	CHN 7.55	Olga Bludova	KAZ 7.57
2012	Wei Yongli	CHN	7.37	Tao Yujia	CHN 7.40	Viktoriya Zyabkina	KAZ 7.44
2014	Tao Yujia	CHN	7.36	Olga Safronova	KAZ 7.41	Maryam Toosi	IRI 7.50
200 Metres (2004 only)							
2004	Xie Rong	CHN	23.91	Rakia Al-Gasara	BRN 24.18	Asami Tanno	JPN 24.99
400 Metres							
2004	Tatyana Roslanova	KAZ	54.46	Rakia Al-Gasara	BRN 55.29	Pinki Parmanik	IND 55.64
2006	Anna Gavryushenko	KAZ	54.89	Saowalee Kaewchuay	THA 55.15	Marina Ivanova	KAZ 57.26
2008	Rakia Al-Gasara	BRN	53.28	Marina Maslenko	KAZ 53.38	Mandeep Kaur	IND 54.28
2010	Marina Maslenko	KAZ	53.89	Jauna Murmu	IND 54.56	Yelena Dombrovskaya	KAZ 55.47
2012	Maryam Toosi	IRI	53.85	Chen Jingwen	CHN 54.17	Tang Xiaoyin	CHN 55.06
2014	Maryam Toosi	IRI	54.24	Yuliya Rakhmanova	KAZ 54.37	Olga Andreyeva	KAZ 55.74
800 Metres							
2004	Miki Nishimura	JPN	2:10.04	Liu Qing	CHN 2:14.43	Pinki Parmanik	IND 2:15.06
2006	Zamira Amirova	UZB	2:07.01	Sinimol Paulose	IND 2:07.39	Viktoriya Yalovtseva	KAZ 2:08.92
2008	Sinimol Paulose	IND	2:03.43	Sushma Devi	IND 2:04.66	Margarita Matsko	KAZ 2:04.85
2010	Truong Thanh Hang	VIE	2:12.75	Tatyana Borisova	KGZ 2:14.60	Mina Poorseifi	IRI 2:15.87
2012	Zhao Jing	CHN	2:04.15	Genzebe Shami	BRN 2:05.96	Song Tingting	CHN 2:11.32
2014	Tatyana Yurchenko	KAZ	2:14.20	Kseniya Faiskanova	KGZ 2:14.47	Tatyana Neroznak	KAZ 2:14.61

GOLD		SILVER		BRONZE			
1500 Metres							
2004	Xie Sainan	CHN	4:29.43	Svetlana Lukashova	KAZ 4:36.94	Layla Ebrahimi	IRI 4:49.35
2006	Sinimol Paulose	IND	4:18.29	O. P. Jaisha	IND 4:18.50	Svetlana Lukashova	KAZ 4:19.50
2008	Sinimol Paulose	IND	4:15.42	Sushma Devi	IND 4:21.78	Sara Bakheet Yaqob Youssef	BRN 4:26.70
2010	Viktoriya Polyudina	KGZ	4:29.65	Tatyana Borisova	KGZ 4:32.06	Leila Ebrahimi	IRI 4:36.26
2012	Genzebe Shami	BRN	4:15.85	Bethem Desalegn	UAE 4:16.97	Liu Fang	CHN 4:18.32
2014	Maryam Jamal	BRN	4:19.42	Bethem Desalegn	UAE 4:19.83	Viktoriya Polyudina	KGZ 4:25.36
3000 Metres							
2004	Svetlana Lukashova	KAZ	10:10.05	Layla Ebrahimi	IRI 10:23.25	Elham Zanboori	IRI 11:08.20
2006	Zhu Xiaolin	CHN	9:25.60	Su Weiwei	CHN 9:25.69	O. P. Jaisha	IND 9:26.72
2008	Preeja Sreedharan	IND	9:12.26	Kavita Raut	IND 9:26.01	Sara Bakheet Youssef	BRN 9:40.47
2010	Viktoriya Polyudina	KGZ	9:39.35	Leila Ebrahimi	IRI 10:05.42	Mahboobeh Ghayour	IRI 10:29.31
2012	Shitaye Eshete	BRN	8:49.27	Bethem Desalegn	UAE 8:53.56	Tejitu Daba	BRN 8:53.75
2014	Maryam Jamal	BRN	8:43.16	Bethem Desalegn	UAE 8:46.54	Alia Mohamed Saeed	UAE 8:56.78
60 Metres Hurdles							
2004	Xu Jia	CHN	8.34	Tomoko Motegi	JPN 8.48	Padideh Bolorizadeh	IRI 9.19
2006	Zhang Rong	CHN	8.40	Natalya Ivoninskaya	KAZ 8.49	Dedeh Erawati	INA 8.54
2008	Liu Jing	CHN	8.31	Anastasiya Soprunova	KAZ 8.34	Veerappan Leelavathi	IND 9.21
2010	Wong Wing Sum	HKG	8.79	Somayah Mehraban	IRI 9.41	Elnaz Company	IRI 9.49
2012	Wu Shuijiao	CHN	8.24	Natalya Ivoninskaya	KAZ 8.29	Sun Yawei	CHN 8.35
2014	Wu Shuijiao	CHN	8.02	Anastasiya Piliipenko	KAZ 8.27	Sun Yawei	CHN 8.37
High Jump							
2004	Miyuki Aoyama	JPN	1.83	Bobby Aloysius	IND 1.81	Sahana Kumari	IND 1.79
2006	Marina Aitova	KAZ	1.93	Tatyana Yefimenko	KGZ 1.91	Svetlana Radzivil	UZB 1.91
2008	Tatyana Efimenko	KGZ	1.91	Anna Ustinova	KAZ 1.91	Yekaterina Yevseyeva	KAZ 1.88
2010	Marina Aitova	KAZ	1.93	Anna Ustinova	KAZ 1.86	Qiao Yanrui	CHN 1.83
2012	Zheng Xingjuan	CHN	1.92	Wang Yang	CHN 1.88	Duong Thi Viet Anh	VIE 1.84
2014	Svetlana Radzivil	UZB	1.96	Zheng Xingjuan	CHN 1.91	Zhao Jian	CHN 1.80
Pole Vault							
2004	Zhang Na	CHN	4.20	Roslinda Samsu	MAS 4.00	Chang Ko-Hsin	TPE 3.95
2006	Ikuko Nishikoori	JPN	4.20	Mami Nakano	JPN 4.10	Sun Lei	CHN 4.00
2008	Ikuko Nishikori	JPN	4.10	Roslinda Samsu	MAS 4.10	Takayo Kondo	JPN 4.10
2010	Roslinda Samsu	MAS	4.00	Tatyana Turkova	KAZ 3.70	-	
2012	Li Ling	CHN	4.50	Choi Yun-Hee	KOR 4.30	Megumi Nakata	JPN 4.15
2014	Tomomi Abiko	JPN	4.30	Ren Mengqian	CHN 4.15	Xu Huiqin	CHN 4.15
Long Jump							
2004	Xu Bei	CHN	6.30	Jetty C. Joseph	IND 5.98	Wang Kuo-Huei	TPE 5.95
2006	Maho Hanaoka	JPN	6.40	Anju Bobby George	IND 6.32	Olesya Belyayeva	KAZ 6.29
2008	Chen Yaling	CHN	6.39	Anju Bobby George	IND 6.38	Maliakkal A. Prajusha	IND 6.09
2010	Lyudmila Grankovskaya	KAZ	5.98	Chen Yaling	CHN 5.95	Resmi Bose	IND 5.93
2012	Lu Minjia	CHN	6.33	Anastasiya Kudinova	KAZ 6.23	Wang Wupin	CHN 6.22
2014	Yurina Hiraka	JPN	6.34	Darya Reznichenko	UZB 6.30	Jiang Yanfei	CHN 6.22
Triple Jump							
2004	Xie Limei	CHN	13.39	Svetlana Klimina	UZB 12.83	Wang Kuo-Huei	TPE 12.61
2006	Yelena Partymova	KAZ	13.91	Olesya Belyayeva	KAZ 13.33	Thitima Muangjan	THA 12.64
2008	Olga Rypakova	KAZ	14.23	Li Qian	CHN 13.76	Liu Yanan	CHN 13.39
2010	Liu Yanan	CHN	13.66	Lyudmila Grankovskaya	KAZ 12.95	Tatyana Konishcheva	KAZ 12.82
2012	Xie Limei	CHN	14.06	Li Yanmei	CHN 13.73	Lyudmila Grankovskaya	KAZ 13.22
2014	Anastasiya Juravlyeva	UZB	13.60	Aleksandra Kotlyarova	UZB 13.45	Li Xiaohong	CHN 13.43
Shot Put							
2004	Zhang Xiaoyu	CHN	17.38	Iolanta Ulyeva	KAZ 16.78	Olga Shukina	UZB 14.75
2006	Qian Chunhua	CHN	17.12	Juthaporn Krasaeyan	THA 15.34	Hamida Al-Habsi	OMA 9.87
2008	Gong Lijiao	CHN	18.12	Iolanta Ulyeva	KAZ 15.99	Juthaporn Krasaeyan	THA 14.73
2010	Leyla Rajabi	IRI	17.32	Meng Qianqian	CHN 17.03	Ma Qiao	CHN 16.97
2012	Liu Xiangrong	CHN	18.37	Leyla Rajabi	IRI 17.51	Meng Qianqian	CHN 16.13
2014	Sofiya Burkhanova	UZB	16.80	Bian Ka	CHN 16.60	Lin Chia-Ying	TPE 16.52
Pentathlon							
2004	Yuki Nakata	JPN	3977	Padideh Bolorizadeh	IRI 3528	Svetlana Pestsova	TKM 3287
2006	Olga Rypakova	KAZ	4582	Li Haili	CHN 4420	Vassanee Vinatho	THA 4168
2008	Irina Naumenko	KAZ	4235	Wassanee Winatho	THA 4184	Olga Lapina	KAZ 3906

GOLD			SILVER			BRONZE			
2010	Zahra Nabizadeh	IRI	2691	Suleiman Bahar	IRQ	2682	Farzaneh Mashayekhei	IRI	2541
2012	Irina Karpova	KAZ	4050	Duong Thi Viet Anh	VIE	3812	Sepideh Tavakoli	IRI	3775
2014	Wang Qingling	CHN	4246	Yuliya Tarasova	UZB	3985	Irina Karpova	KAZ	3951

3000 Metres Walk (2004 only)

2004	Jasmine Kaur	IND	14:54.15	Ameneh Safavi	IRI	17:09.44	Homa Sheykhan	IRI	17:47.55
------	--------------	-----	----------	---------------	-----	----------	---------------	-----	----------

4x400 Metres Relay

2004	Iran 'A'	4:00.48	Iran 'B'	4:03.41	-	
2006	Kazakhstan	3:41.39	Thailand	3:42.28	India	3:53.24
2008	India	3:37.46	Kazakhstan	3:38.10	Thailand	3:43.22
2010	India	3:43.83	Kazakhstan	3:44.20	Iran	4:00.03
2012	PR of China	3:40.34	Kazakhstan	3:44.85	Kyrgyzstan	3:56.11
2014	Kazakhstan	3:42.45	Thailand	3:42.55	PR of China	3:43.89



IAAF WORLD CHAMPIONSHIP GOLD MEDALLISTS

This section lists every IAAF World Championship gold medallist in 1973-2015. One hundred and one different countries (most recently Djibouti) have each won at least one of the 2521 available individual and team titles or 4288 gold medals in all, counting all former states. The most golds won by an athlete is 22 (18 individual) by Kenenisa Bekele (ETH) and 19 by Tirunesh Dibaba (ETH). The most individual golds by a woman is 10 by Dibaba and Maria Mutola (MOZ). The most won by a country (counting team medals singularly) is 401 by the United States from Kenya 351 and Ethiopia 193, though Russia's total rises from 180 to 208 if we add 28 Russian golds from the era of the USSR and the Unified Team. The most team-only golds, 108, have been won by Kenya. Further superlatives are given at the end of this listing.

Shown below are every gold-medal winning relay or distance running team member. Athletes running in the preliminary rounds only for teams who won golds in finals are included as they too are awarded medals. The IAAF also issued gold medals in cross country and road championships to members of winning teams who may not have finished the race (e.g. Tirunesh Dibaba in the short race at the 2006 World Cross Country Championships), but this policy ended in June 2008. Not shown here are exhibition events or the 1985 World Indoor Games.

IAAF WORLD CHAMPIONSHIPS

Venues - 1976: Malmö (50km walk: 18 Sep); 1980: Sittard (Women's 3000m 10,000m, 400m Hurdles: 14-16 Aug); 1983: Helsinki (7-14 Aug); 1987: Roma (28 Aug-6 Sep); 1991: Tokyo (23 Aug-1 Sep); 1993: Stuttgart (13-22 Aug); 1995: Göteborg (4-13 Aug); 1997: Athina (1-10 Aug); 1999: Sevilla (21-29 Aug); 2001: Edmonton (3-12 Aug); 2003: Paris (23-31 Aug); 2005: Helsinki (7-14 Aug); 2007: Osaka (25 Aug-2 Sep); 2009: Berlin (15-23 Aug); 2011: Daegu (27 Aug-4 Sep); 2013: Moskva (10-18 Aug); 2015: Beijing (22-30 Aug)

MEN

100 Metres

1983	Carl Lewis	USA	10.07
1987	Carl Lewis	USA	9.93
1991	Carl Lewis	USA	9.86
1993	Linford Christie	GBR	9.87
1995	Donovan Bailey	CAN	9.97
1997	Maurice Greene	USA	9.86
1999	Maurice Greene	USA	9.80
2001	Maurice Greene	USA	9.82
2003	Kim Collins	SKN	10.07
2005	Justin Gatlin	USA	9.88
2007	Tyson Gay	USA	9.85
2009	Usain Bolt	JAM	9.58
2011	Yohan Blake	JAM	9.92
2013	Usain Bolt	JAM	9.77
2015	Usain Bolt	JAM	9.79

200 Metres

1983	Calvin Smith	USA	20.14
1987	Calvin Smith	USA	20.16
1991	Michael Johnson	USA	20.01
1993	Frankie Fredericks	NAM	19.85
1995	Michael Johnson	USA	19.79
1997	Ato Boldon	TTO	20.04w
1999	Maurice Greene	USA	19.90
2001	Konstantinos Kénteris	GRE	20.04
2003	John Capel	USA	20.30
2005	Justin Gatlin	USA	20.04
2007	Tyson Gay	USA	19.76
2009	Usain Bolt	JAM	19.19
2011	Usain Bolt	JAM	19.40
2013	Usain Bolt	JAM	19.66
2015	Usain Bolt	JAM	19.55

400 Metres

1983	Bert Cameron	JAM	45.05
1987	Thomas Schönlebe	GDR	44.33
1991	Antonio Pettigrew	USA	44.57
1993	Michael Johnson	USA	43.65
1995	Michael Johnson	USA	43.39

1997	Michael Johnson	USA	44.12
1999	Michael Johnson	USA	43.18
2001	Avard Moncur	BAH	44.64
2003	Tyree Washington	USA	44.77
2005	Jeremy Wariner	USA	43.93
2007	Jeremy Wariner	USA	43.45
2009	LaShawn Merritt	USA	44.06
2011	Kirani James	GRN	44.60
2013	LaShawn Merritt	USA	43.74
2015	Wayde van Niekerk	RSA	43.48

800 Metres

1983	Willi Wülbeck	FRG	1:43.65
1987	Billy Konchellah	KEN	1:43.06
1991	Billy Konchellah	KEN	1:43.99
1993	Paul Ruto	KEN	1:44.71
1995	Wilson Kipketer	DEN	1:45.08
1997	Wilson Kipketer	DEN	1:43.38
1999	Wilson Kipketer	DEN	1:43.30
2001	André Bucher	SUI	1:43.70
2003	Djabir Saïd-Guerni	ALG	1:44.81
2005	Rashid Ramzi	BRN	1:44.24
2007	Alfred Kirwa Yego	KEN	1:47.09
2009	Mbulaeni Mulaudzi	RSA	1:45.29
2011	David Rudisha	KEN	1:43.91
2013	Mohammed Aman	ETH	1:43.31
2015	David Rudisha	KEN	1:45.84

1500 Metres

1983	Steve Cram	GBR	3:41.59
1987	Abdi Bile	SOM	3:36.80
1991	Noureddine Morcelli	ALG	3:32.84
1993	Noureddine Morcelli	ALG	3:34.24
1995	Noureddine Morcelli	ALG	3:33.73
1997	Hicham El Guerrouj	MAR	3:35.83
1999	Hicham El Guerrouj	MAR	3:27.65
2001	Hicham El Guerrouj	MAR	3:30.68
2003	Hicham El Guerrouj	MAR	3:31.77
2005	Rashid Ramzi	BRN	3:37.88
2007	Bernard Lagat	USA	3:34.77
2009	Youssef Saâd Kamel	BRN	3:35.93
2011	Asbel Kiprop	KEN	3:35.69
2013	Asbel Kiprop	KEN	3:36.28
2015	Asbel Kiprop	KEN	3:34.40

5000 Metres

1983	Eamonn Coghlan	IRL	13:28.53
1987	Saïd Aouita	MAR	13:26.44
1991	Yobes Ondieki	KEN	13:14.45
1993	Ismael Kirui	KEN	13:02.75
1995	Ismael Kirui	KEN	13:16.77
1997	Daniel Komen	KEN	13:07.38
1999	Salah Hissou	MAR	12:58.13
2001	Richard Limo	KEN	13:00.77
2003	Eliud Kipchoge	KEN	12:52.79

2005	Benjamin Limo	KEN	13:32.55
2007	Bernard Lagat	USA	13:45.87
2009	Kenenisa Bekele	ETH	13:17.09
2011	Mohamed Farah	GBR	13:23.36
2013	Mohamed Farah	GBR	13:26.98
2015	Mohamed Farah	GBR	13:50.38

10,000 Metres

1983	Alberto Cova	ITA	28:01.04
1987	Paul Kipkoech	KEN	27:38.63
1991	Moses Tanui	KEN	27:38.74
1993	Haile Gebrselassie	ETH	27:46.02
1995	Haile Gebrselassie	ETH	27:12.95
1997	Haile Gebrselassie	ETH	27:24.58
1999	Haile Gebrselassie	ETH	27:57.27
2001	Charles Kamathi	KEN	27:53.25
2003	Kenenisa Bekele	ETH	26:49.57
2005	Kenenisa Bekele	ETH	27:08.33
2007	Kenenisa Bekele	ETH	27:05.90
2009	Kenenisa Bekele	ETH	26:46.31
2011	Ibrahim Jeylan	ETH	27:13.81
2013	Mohamed Farah	GBR	27:21.71
2015	Mohamed Farah	GBR	27:01.13

Marathon

1983	Rob de Castella	AUS	2:10:03
1987	Douglas Wakiihuria	KEN	2:11:48
1991	Hiroimi Taniguchi	JPN	2:14:57
1993	Mark Plaatjes	USA	2:13:57
1995	Martin Fiz	ESP	2:11:41
1997	Abel Antón	ESP	2:13:16
1999	Abel Antón	ESP	2:13:36
2001	Gezahegne Abera	ETH	2:12:42
2003	Jauad Gharib	MAR	2:08:31
2005	Jauad Gharib	MAR	2:10:10
2007	Luke Kibet	KEN	2:15:59
2009	Abel Kirui	KEN	2:06:54
2011	Abel Kirui	KEN	2:07:38
2013	Stephen Kiprotich	UGA	2:09:51
2015	Ghirmay Ghebreslassie	ERI	2:12:28

3000 Metres Steeplechase

1983	Patriz Ilg	FRG	8:15.06
1987	Francesco Panetta	ITA	8:08.57
1991	Moses Kiptanui	KEN	8:12.59
1993	Moses Kiptanui	KEN	8:06.36
1995	Moses Kiptanui	KEN	8:04.16
1997	Wilson Boit Kipketer	KEN	8:05.84
1999	Christopher Kosgei	KEN	8:11.76
2001	Reuben Kosgei	KEN	8:15.16
2003	Saif Saaeed Shaheen	QAT	8:04.39
2005	Saif Saaeed Shaheen	QAT	8:13.31
2007	Brimin Kipruto	KEN	8:13.82
2009	Ezekiel Kemboi	KEN	8:00.43
2011	Ezekiel Kemboi	KEN	8:14.85
2013	Ezekiel Kemboi	KEN	8:06.01
2015	Ezekiel Kemboi	KEN	8:11.28

110 Metres Hurdles

1983	Greg Foster	USA	13.42
1987	Greg Foster	USA	13.21
1991	Greg Foster	USA	13.06
1993	Colin Jackson	GBR	12.91
1995	Allen Johnson	USA	13.00
1997	Allen Johnson	USA	12.93
1999	Colin Jackson	GBR	13.04
2001	Allen Johnson	USA	13.04
2003	Allen Johnson	USA	13.12
2005	Ladji Doucouré	FRA	13.07
2007	Liu Xiang	CHN	12.95
2009	Ryan Brathwaite	BAR	13.14

2011	Jason Richardson	USA	13.16
2013	David Oliver	USA	13.00
2015	Sergey Shubenkov	RUS	12.98

400 Metres Hurdles

1983	Edwin Moses	USA	47.50
1987	Edwin Moses	USA	47.46
1991	Samuel Matete	ZAM	47.64
1993	Kevin Young	USA	47.18
1995	Derrick Adkins	USA	47.98
1997	Stéphane Diagana	FRA	47.70
1999	Fabrizio Mori	ITA	47.72
2001	Felix Sánchez	DOM	47.49
2003	Felix Sánchez	DOM	47.25
2005	Bershawn Jackson	USA	47.30
2007	Kerron Clement	USA	47.61
2009	Kerron Clement	USA	47.91
2011	David Greene	GBR	48.26
2013	Jehue Gordon	TTO	47.69
2015	Nicholas Bett	KEN	47.79

High Jump

1983	Gennadiy Avdyeyenko	URS/UKR	2.32
1987	Patrick Sjöberg	SWE	2.38
1991	Charles Austin	USA	2.38
1993	Javier Sotomayor	CUB	2.40
1995	Troy Kemp	BAH	2.37
1997	Javier Sotomayor	CUB	2.37
1999	Vyacheslav Voronin	RUS	2.37
2001	Martin Buss	GER	2.36
2003	Jacques Freitag	RSA	2.35
2005	Yuriy Krymareenko	UKR	2.32
2007	Donald Thomas	BAH	2.35
2009	Yaroslav Rybakov	RUS	2.32
2011	Jesse Williams	USA	2.35
2013	Bogdan Bondarenko	UKR	2.41
2015	Derek Drouin	CAN	2.38

Pole Vault

1983	Sergey Bubka	URS/UKR	5.70
1987	Sergey Bubka	URS/UKR	5.85
1991	Sergey Bubka	URS/UKR	5.95
1993	Sergey Bubka	UKR	6.00
1995	Sergey Bubka	UKR	5.92
1997	Sergey Bubka	UKR	6.01
1999	Maksim Tarasov	RUS	6.02
2001	Dmitriy Markov	AUS	6.05
2003	Giuseppe Gibilisco	ITA	5.90
2005	Rens Blom	NED	5.80
2007	Brad Walker	USA	5.86
2009	Steve Hooker	AUS	5.90
2011	Paweł Wojciechowski	POL	5.90
2013	Raphael Holzdeppe	GER	5.89
2015	Shawn Barber	CAN	5.90

Long Jump

1983	Carl Lewis	USA	8.55
1987	Carl Lewis	USA	8.67
1991	Mike Powell	USA	8.95
1993	Mike Powell	USA	8.59
1995	Iván Pedroso	CUB	8.70
1997	Iván Pedroso	CUB	8.42
1999	Iván Pedroso	CUB	8.56
2001	Iván Pedroso	CUB	8.40
2003	Dwight Phillips	USA	8.32
2005	Dwight Phillips	USA	8.60
2007	Irving Saladino	PAN	8.57
2009	Dwight Phillips	USA	8.54
2011	Dwight Phillips	USA	8.45
2013	Aleksandr Menkov	RUS	8.56
2015	Greg Rutherford	GBR	8.41

Triple Jump

1983	Zdzislaw Hoffmann	POL	17.42
1987	Khristo Markov	BUL	17.92
1991	Kenny Harrison	USA	17.78
1993	Mike Conley	USA	17.86
1995	Jonathan Edwards	GBR	18.29
1997	Yoelbi Quesada	CUB	17.85
1999	Charles Friedek	GER	17.59
2001	Jonathan Edwards	GBR	17.92
2003	Christian Olsson	SWE	17.72
2005	Walter Davis	USA	17.57
2007	Nelson Évora	POR	17.74
2009	Phillips Idowu	GBR	17.73
2011	Christian Taylor	USA	17.96
2013	Teddy Tamgho	FRA	18.04
2015	Christian Taylor	USA	18.21

Shot Put

1983	Edward Sarul	POL	21.39
1987	Werner Günthör	SUI	22.23
1991	Werner Günthör	SUI	21.67
1993	Werner Günthör	SUI	21.97
1995	John Godina	USA	21.47
1997	John Godina	USA	21.44
1999	C. J. Hunter	USA	21.79
2001	John Godina	USA	21.87
2003	Andrey Mikhnevich	BLR	21.69
2005	Adam Nelson	USA	21.73
2007	Reese Hoffa	USA	22.04
2009	Christian Cantwell	USA	22.03
2011	David Storl	GER	21.78
2013	David Storl	GER	21.73
2015	Joe Kovacs	USA	21.93

Discus Throw

1983	Imrich Bugár	TCH	67.72
1987	Jürgen Schult	GDR	68.74
1991	Lars Riedel	GER	66.20
1993	Lars Riedel	GER	67.72
1995	Lars Riedel	GER	68.76
1997	Lars Riedel	GER	68.54
1999	Anthony Washington	USA	69.08
2001	Lars Riedel	GER	69.72
2003	Virgilijus Alekna	LTU	69.69
2005	Virgilijus Alekna	LTU	70.17
2007	Gerd Kanter	EST	68.94
2009	Robert Harting	GER	69.43
2011	Robert Harting	GER	68.97
2013	Robert Harting	GER	69.11
2015	Piotr Malachowski	POL	67.40

Hammer Throw

1983	Sergey Litvinov	URS/RUS	82.68
1987	Sergey Litvinov	URS/RUS	83.06
1991	Yuriy Sedykh	URS/UKR	81.70
1993	Andrey Abduvaliyev	TJK	81.64
1995	Andrey Abduvaliyev	TJK	81.56
1997	Heinz Weis	GER	81.78
1999	Karsten Kobs	GER	80.24
2001	Szymon Ziółkowski	POL	83.38
2003	Ivan Tikhon	BLR	83.05
2005	Vadim Devyatovski	BLR	82.60
2007	Ivan Tikhon	BLR	83.63
2009	Primož Kozmus	SLO	80.84
2011	Koji Murofushi	JPN	81.24
2013	Paweł Fajdek	POL	81.97
2015	Paweł Fajdek	POL	80.88

Javelin Throw

1983	Detlef Michel	GDR	89.48
1987	Seppo Rätty	FIN	83.54

1991	Kimmo Kinnunen	FIN	90.82
1993	Jan Železný	CZE	85.98
1995	Jan Železný	CZE	89.58
1997	Marius Corbett	RSA	88.40
1999	Aki Parviainen	FIN	89.52
2001	Jan Železný	CZE	92.80
2003	Sergey Makarov	RUS	85.44
2005	Andrus Värnik	EST	87.17
2007	Tero Pitkämäki	FIN	90.33
2009	Andreas Thorkildsen	NOR	89.59
2011	Matthias de Zordo	GER	86.27
2013	Vítězslav Veselý	CZE	87.17
2015	Julius Yego	KEN	92.72

Decathlon

1983	Daley Thompson	GBR	8714
1987	Torsten Voss	GDR	8680
1991	Dan O'Brien	USA	8812
1993	Dan O'Brien	USA	8817
1995	Dan O'Brien	USA	8695
1997	Tomáš Dvořák	CZE	8837
1999	Tomáš Dvořák	CZE	8744
2001	Tomáš Dvořák	CZE	8902
2003	Tom Pappas	USA	8750
2005	Bryan Clay	USA	8732
2007	Román Sebrle	CZE	8676
2009	Trey Hardee	USA	8790
2011	Trey Hardee	USA	8607
2013	Ashton Eaton	USA	8809
2015	Ashton Eaton	USA	9045

20 Kilometres Walk

1983	Ernesto Canto	MEX	1:20:49
1987	Maurizio Damilano	ITA	1:20:45
1991	Maurizio Damilano	ITA	1:19:37
1993	Valenti Massana	ESP	1:22:31
1995	Michele Didoni	ITA	1:19:59
1997	Daniel García	MEX	1:21:43
1999	Ilya Markov	RUS	1:23:34
2001	Roman Rasskazov	RUS	1:20:31
2003	Jefferson Pérez	ECU	1:17:21
2005	Jefferson Pérez	ECU	1:18:35
2007	Jefferson Pérez	ECU	1:22:20
2009	Valeriy Borchin	RUS	1:18:41
2011	Valeriy Borchin	RUS	1:19:56
2013	Aleksandr Ivanov	RUS	1:20:58
2015	Miguel Ángel López	ESP	1:19:14

50 Kilometres Walk

1976	Veniamin Soldatenko	URS/KAZ	3:54:40
1983	Ronald Weigel	GDR	3:43:08
1987	Hartwig Gauder	GDR	3:40:53
1991	Aleksandr Potashov	URS/BLR	3:53:09
1993	Jesús Ángel García	ESP	3:41:41
1995	Valentin Kononen	FIN	3:43:42
1997	Robert Korzeniowski	POL	3:44:46
1999	Ivano Brugnetti	ITA	3:47:54
2001	Robert Korzeniowski	POL	3:42:08
2003	Robert Korzeniowski	POL	3:36:03
2005	Sergey Kiryapkin	RUS	3:38:08
2007	Nathan Deakes	AUS	3:43:53
2009	Sergey Kiryapkin	RUS	3:38:35
2011	Sergey Bakulin	RUS	3:41:24
2013	Robert Heffernan	IRL	3:37:56
2015	Matej Tóth	SVK	3:40:32

4 x 100 Metres Relay

1983	United States		37.86
	Emmit King	leg 1	
	Willie Gault	leg 2	
	Calvin Smith	leg 3	
	Carl Lewis	leg 4	

1987	United States		37.90	2015	Jamaica		37.36
	Lee McRae	leg 1			Nesta Carter	leg 1	
	Lee McNeill	leg 2			Asafa Powell	leg 2	
	Harvey Glance	leg 3			Nickel Ashmeade	leg 3	
	Carl Lewis	leg 4/8.86			Usain Bolt	leg 4	
	<i>Dennis Mitchell</i>	<i>1h1-leg 4 & 1s2-leg 4</i>			<i>Rasheed Dwyer</i>	<i>1h2-leg 3</i>	
1991	United States		37.50		4 x 400 Metres Relay		
	Andre Cason	leg 1/10.30		1983	USSR		3:00.79
	Leroy Burrell	leg 2/8.91			Sergey Lovachov/UZB	leg 1/45.23	
	Dennis Mitchell	leg 3/9.22			Aleksandr Troshchilo/BLR	leg 2/44.85	
	Carl Lewis	leg 4/9.07			Nikolay Chernetskiy/KGZ	leg 3/45.65	
	<i>Michael Marsh</i>	<i>1h2-leg 4</i>			Viktor Markin/RUS	leg 4/45.06	
1993	United States		37.48	1987	United States		2:57.29
	Jon Drummond	leg 1			Danny Everett	leg 1/45.1	
	Andre Cason	leg 2			Roddie Haley	leg 2/44.0	
	Dennis Mitchell	leg 3			Antonio McKay	leg 3/44.20	
	Leroy Burrell	leg 4			Butch Reynolds	leg 4/44.00	
	<i>Calvin Smith</i>	<i>1h3-leg 3</i>			<i>Mike Franks</i>	<i>1h1-leg 2 & 1s2-leg 2/44.6</i>	
1995	Canada		38.31		<i>Raymond Pierre</i>	<i>1h1-leg 3/45.39 & 1s2-leg 3/44.7</i>	
	Robert Esmie	leg 1		1991	Great Britain & NI		2:57.53
	Glenroy Gilbert	leg 2			Roger Black	leg 1/44.7	
	Bruny Surin	leg 3			Derek Redmond	leg 2/44.0	
	Donovan Bailey	leg 4			John Regis	leg 3/44.22	
1997	Canada		37.86		Kriss Akabusi	leg 4/44.59	
	Robert Esmie	leg 1			<i>Ade Mafe</i>	<i>1h3-leg 1</i>	
	Glenroy Gilbert	leg 2			<i>Mark Richardson</i>	<i>1h3-leg 3</i>	
	Bruny Surin	leg 3		1993	United States		2:54.29
	Donovan Bailey	leg 4/8.94			Andrew Valmon	leg 1/44.5	
	<i>Carlton Chambers</i>	<i>2h1-leg 1</i>			Quincy Watts	leg 2/43.6	
1999	United States		37.59		Butch Reynolds	leg 3/43.23	
	Jon Drummond	leg 1			Michael Johnson	leg 4/42.94	
	Tim Montgomery	leg 2			<i>Antonio Pettigrew</i>	<i>1h2-leg 2/44.0</i>	
	Brian Lewis	leg 3			<i>Derek Mills</i>	<i>1h2-leg 3/44.65</i>	
	Maurice Greene	leg 4		1995	United States		2:57.32
2001	South Africa		38.47		Marlon Ramsey	leg 1/44.9	
	Morne Nagel	leg 1			Derek Mills	leg 2/44.6	
	Corne Du Plessis	leg 2			Butch Reynolds	leg 3/43.74	
	Lee-Roy Newton	leg 3			Michael Johnson	leg 4/44.11	
	Mathew Quinn	leg 4			<i>Kevin Lyles</i>	<i>1h1-leg 3/44.41</i>	
2003	United States		38.06		<i>Darnell Hall</i>	<i>1h1-leg 4/45.22</i>	
	John Capel	leg 1		1997	Great Britain & NI		2:56.65
	Bernard Williams	leg 2			Iwan Thomas	leg 1/44.8	
	Darvis Patton	leg 3			Roger Black	leg 2/44.2	
	Joshua J. Johnson	leg 4			Jamie Baulch	leg 3/44.08	
2005	France		38.08		Mark Richardson	leg 4/43.57	
	Ladji Doucouré	leg 1			<i>Mark Hylton</i>	<i>1h1-leg 1/46.14</i>	
	Ronald Pognon	leg 2		1999	Poland		2:58.91
	Eddy de Lépine	leg 3			Tomasz Czubak	leg 1/45.0	
	Lueyi Dovy	leg 4			Robert Maćkowiak	leg 2/44.3	
	<i>Oudere Kankarafou</i>	<i>1h1-leg 1</i>			Jacek Bocian	leg 3/44.90	
2007	United States		37.78		Piotr Haczek	leg 4/44.70	
	Darvis Patton	leg 1/10.28			<i>Piotr Dlugosielski</i>	<i>2h3-leg 3/45.69</i>	
	Wallace Spearmon	leg 2/9.22		2001	Bahamas		2:58.19
	Tyson Gay	leg 3/9.05			Avard Moncur	leg 1/45.1	
	Leroy Dixon	leg 4/9.23			Chris Brown	leg 2/44.5	
	<i>Rodney Martin</i>	<i>2h2-leg 1</i>			Troy McIntosh	leg 3/44.42	
2009	Jamaica		37.31		Timothy Munnings	leg 4/44.13	
	Steve Mullings	leg 1			<i>Carl Oliver</i>	<i>1h3-leg 3/45.58</i>	
	Michael Frater	leg 2		2003	France		2:58.96
	Usain Bolt	leg 3			Leslie Djhone	leg 1/45.4	
	Asafa Powell	leg 4			Naman Keita	leg 2/44.7	
	<i>Lerone Clarke</i>	<i>2h3-leg 1</i>			Stéphane Diagana	leg 3/44.69	
	<i>Dwight Thomas</i>	<i>2h3-leg 4</i>			Marc Raquil	leg 4/44.15	
2011	Jamaica		37.04		<i>Ahmed Douhou</i>	<i>1h3-leg 1/46.8</i>	
	Nesta Carter	leg 1		2005	United States		2:56.91
	Michael Frater	leg 2			Andrew Rock	leg 1/44.5	
	Yohan Blake	leg 3			Derrick Brew	leg 2/44.5	
	Usain Bolt	leg 4			Darold Williamson	leg 3/44.40	
	<i>Dexter Lee</i>	<i>2h2-leg 4</i>			Jeremy Wariner	leg 4/43.49	
2013	Jamaica		37.36		<i>Miles Smith</i>	<i>1h2-leg 1/45.2</i>	
	Nesta Carter	leg 1			<i>LaShawn Merritt</i>	<i>1h2-leg 3/45.41</i>	
	Kemar Bailey-Cole	leg 2		2007	United States		2:55.56
	Nickel Ashmeade	leg 3			LaShawn Merritt	leg 1/44.4	
	Usain Bolt	leg 4			Angelo Taylor	leg 2/43.7	
	<i>Warren Weir</i>	<i>2h1-leg 3</i>			Darold Williamson	leg 3/44.32	
	<i>Oshane Bailey</i>	<i>2h1-leg 4</i>			Jeremy Wariner	leg 4/43.10	

(2007)	<i>Bershawn Jackson</i>	<i>1h2-leg 1/45.7</i>	
	<i>Kerron Clement</i>	<i>1h2-leg 2/45.3</i>	
2009	United States		2:57.86
	Angelo Taylor	leg 1/45.4	
	Jeremy Wariner	leg 2/43.6	
	Kerron Clement	leg 3/44.72	
	LaShawn Merritt	leg 4/44.16	
	<i>Lionel Larry</i>	<i>1h1-leg 1/45.5</i>	
	<i>Bershawn Jackson</i>	<i>1h1-leg 3/45.29</i>	
2011	United States		2:59.31
	Greg Nixon	leg 1/44.8	
	Bershawn Jackson	leg 2/45.3	
	Angelo Taylor	leg 3/45.00	
	LaShawn Merritt	leg 4/44.17	
	<i>Jamaal Torrance</i>	<i>1h1-leg 2/43.9e</i>	
	<i>Michael Berry</i>	<i>1h1-leg 3/43.95</i>	
2013	United States		2:58.71
	David Verburg	leg 1/45.0	
	Tony McQuay	leg 2/44.1	
	Arman Hall	leg 3/44.87	
	LaShawn Merritt	leg 4/44.77	
	<i>James Harris</i>	<i>1h2-leg 1/45.2</i>	
	<i>Josh Mance</i>	<i>1h2-leg 3/45.21</i>	
2015	United States		2:57.82
	David Verburg	leg 1/45.0	
	Tony McQuay	leg 2/44.3	
	Bryshon Nellum	leg 3/44.38	
	LaShawn Merritt	leg 4/44.18	
	<i>Kyle Clemons</i>	<i>1h2-leg 1/45.3</i>	
	<i>Vernon Norwood</i>	<i>1h2-leg 4/44.45</i>	

WOMEN

100 Metres

1983	Marlies Göhr	GDR	10.97
1987	Silke Gladisch	GDR	10.90
1991	Katrin Krabbe	GER	10.99
1993	Gail Devers	USA	10.82
1995	Gwen Torrence	USA	10.85
1997	Marion Jones	USA	10.83
1999	Marion Jones	USA	10.70
2001	Zhanna Pintusevich-Block	UKR	10.82
2003	Torri Edwards	USA	10.93
2005	Lauryn Williams	USA	10.93
2007	Veronica Campbell	JAM	11.01
2009	Shelly-Ann Fraser	JAM	10.73
2011	Carmelita Jeter	USA	10.90
2013	Shelly-Ann Fraser-Pryce	JAM	10.71
2015	Shelly-Ann Fraser-Pryce	JAM	10.76

200 Metres

1983	Marita Koch	GDR	22.13
1987	Silke Gladisch	GDR	21.74
1991	Katrin Krabbe	GER	22.09
1993	Merlene Ottey	JAM	21.98
1995	Merlene Ottey	JAM	22.12
1997	Zhanna Pintusevich	UKR	22.32
1999	Inger Miller	USA	21.77
2001	Debbie Ferguson	BAH	22.52
2003	Anastasiya Kapachinskaya	RUS	22.38
2005	Allyson Felix	USA	22.16
2007	Allyson Felix	USA	21.81
2009	Allyson Felix	USA	22.02
2011	Veronica Campbell-Brown	JAM	22.22
2013	Shelly-Ann Fraser-Pryce	JAM	22.17
2015	Dafne Schippers	NED	21.63

400 Metres

1983	Jarmila Kratochvílová	TCH	47.99
1987	Olga Bryzgina	URS/UKR	49.38
1991	Marie-José Pérec	FRA	49.13
1993	Jearl Miles	USA	49.82
1995	Marie-José Pérec	FRA	49.28

1997	Cathy Freeman	AUS	49.77
1999	Cathy Freeman	AUS	49.67
2001	Amy Mbacké Thiam	SEN	49.86
2003	Ana Guevara	MEX	48.89
2005	Tonique Williams-Darling	BAH	49.55
2007	Christine Ohuruogu	GBR	49.61
2009	Sanya Richards	USA	49.00
2011	Amantle Montsho	BOT	49.56
2013	Christine Ohuruogu	GBR	49.41
2015	Allyson Felix	USA	49.26

800 Metres

1983	Jarmila Kratochvílová	TCH	1:54.68
1987	Sigrun Wodars	GDR	1:55.26
1991	Liliya Nurutdinova	URS/RUS	1:57.50
1993	Maria Mutola	MOZ	1:55.43
1995	Ana Quirot	CUB	1:56.11
1997	Ana Quirot	CUB	1:57.14
1999	Ludmila Formanová	CZE	1:56.68
2001	Maria Mutola	MOZ	1:57.17
2003	Maria Mutola	MOZ	1:59.89
2005	Zulia Calatayú	CUB	1:58.82
2007	Janeth Jepkosgei	KEN	1:56.04
2009	Caster Semenya	RSA	1:55.45
2011	Mariya Savinova	RUS	1:55.87
2013	Eunice Sum	KEN	1:57.38
2015	Maryna Arzamasova	BLR	1:58.03

1500 Metres

1983	Mary Decker	USA	4:00.90
1987	Tatyana Samolenko	URS/UKR	3:58.56
1991	Hassiba Boulmerka	ALG	4:02.21
1993	Liu Dong	CHN	4:00.50
1995	Hassiba Boulmerka	ALG	4:02.42
1997	Carla Sacramento	POR	4:04.24
1999	Svetlana Masterkova	RUS	3:59.53
2001	Gabriela Szabo	ROU	4:00.57
2003	Tatyana Tomashova	RUS	3:58.52
2005	Tatyana Tomashova	RUS	4:00.35
2007	Maryam Jamal	BRN	3:58.75
2009	Maryam Jamal	BRN	4:03.74
2011	Jenny Simpson	USA	4:05.40
2013	Abeba Aregawi	SWE	4:02.67
2015	Genzebe Dibaba	ETH	4:08.09

3000 Metres (replaced with 5000m from 1995)

1980	Birgit Friedmann	FRG	8:48.05
1983	Mary Decker	USA	8:34.62
1987	Tatyana Samolenko	URS/UKR	8:38.73
1991	Tatyana Dorovskikh	URS/UKR	8:35.82
1993	Qu Yunxia	CHN	8:28.71

5000 Metres

1995	Sonia O'Sullivan	IRL	14:46.47
1997	Gabriela Szabo	ROU	14:57.68
1999	Gabriela Szabo	ROU	14:41.82
2001	Olga Yegorova	RUS	15:03.39
2003	Tirunesh Dibaba	ETH	14:51.72
2005	Tirunesh Dibaba	ETH	14:38.59
2007	Meseret Defar	ETH	14:57.91
2009	Vivian Cheruiyot	KEN	14:57.97
2011	Vivian Cheruiyot	KEN	14:55.36
2013	Meseret Defar	ETH	14:50.19
2015	Almaz Ayana	ETH	14:26.83

10,000 Metres

1987	Ingrid Kristiansen	NOR	31:05.85
1991	Liz McColgan	GBR	31:14.31
1993	Wang Junxia	CHN	30:49.30
1995	Fernanda Ribeiro	POR	31:04.99

1997	Sally Barsosio	KEN	31:32.92
1999	Gete Wami	ETH	30:24.56
2001	Derartu Tulu	ETH	31:48.81
2003	Berhane Adere	ETH	30:04.18
2005	Tirunesh Dibaba	ETH	30:24.02
2007	Tirunesh Dibaba	ETH	31:55.41
2009	Linet Masai	KEN	30:51.24
2011	Vivian Cheruiyot	KEN	30:48.98
2013	Tirunesh Dibaba	ETH	30:43.35
2015	Vivian Cheruiyot	KEN	31:41.31

Marathon

1983	Grete Waitz	NOR	2:28:09
1987	Rosa Mota	POR	2:25:17
1991	Wanda Panfil	POL	2:29:53
1993	Junko Asari	JPN	2:30:03
1995	Manuela Machado	POR	2:25:39
1997	Hiromi Suzuki	JPN	2:29:48
1999	Jong Song-Ok	PRK	2:26:59
2001	Lidia Šimon	ROU	2:26:01
2003	Catherine Ndereba	KEN	2:23:55
2005	Paula Radcliffe	GBR	2:20:57
2007	Catherine Ndereba	KEN	2:30:37
2009	Bai Xue	CHN	2:25:15
2011	Edna Kiplagat	KEN	2:28:43
2013	Edna Kiplagat	KEN	2:25:44
2015	Mare Dibaba	ETH	2:27:35

3000 Metres Steeplechase

2005	Dorcus Inzikuru	UGA	9:18.24
2007	Yekaterina Volkova	RUS	9:06.57
2009	Yuliya Zarudneva	RUS	9:08.39
2011	Yuliya Zaripova	RUS	9:07.03
2013	Milcah Chemos	KEN	9:11.65
2015	Hyvin Jepkemoi	KEN	9:19.11

100 Metres Hurdles

1983	Bettine Jahn	GDR	12.35w
1987	Ginka Zagorcheva	BUL	12.34
1991	Lyudmila Narozhilenko	URS/RUS	12.59
1993	Gail Devers	USA	12.46
1995	Gail Devers	USA	12.68
1997	Ludmila Engquist	SWE	12.50
1999	Gail Devers	USA	12.37
2001	Anjanette Kirkland	USA	12.42
2003	Perdita Felicien	CAN	12.53
2005	Michelle Perry	USA	12.66
2007	Michelle Perry	USA	12.46
2009	Brigitte Foster-Hylton	JAM	12.51
2011	Sally Pearson	AUS	12.28
2013	Brianna Rollins	USA	12.44
2015	Danielle Williams	JAM	12.57

400 Metres Hurdles

1980	Bärbel Broschat	GDR	54.55
1983	Yekaterina Fesenko	URS/RUS	54.14
1987	Sabine Busch	GDR	53.62
1991	Tatyana Ledovskaya	URS/BLR	53.11
1993	Sally Gunnell	GBR	52.74
1995	Kim Batten	USA	52.61
1997	Nezha Bidouane	MAR	52.97
1999	Daimi Pernia	CUB	52.89
2001	Nezha Bidouane	MAR	53.34
2003	Jana Pittman	AUS	53.22
2005	Yuliya Pechonkina	RUS	52.90
2007	Jana Rawlinson	AUS	53.31
2009	Melaine Walker	JAM	52.42
2011	Lashinda Demus	USA	52.47
2013	Zuzana Hejnová	CZE	52.83
2015	Zuzana Hejnová	CZE	53.50

High Jump

1983	Tamara Bykova	URS/RUS	2.01
1987	Stefka Kostadinova	BUL	2.09
1991	Heike Henkel	GER	2.05
1993	Ioamnet Quintero	CUB	1.99
1995	Stefka Kostadinova	BUL	2.01
1997	Hanne Haugland	NOR	1.99
1999	Inga Babakova	UKR	1.99
2001	Hestrie Cloete	RSA	2.00
2003	Hestrie Cloete	RSA	2.06
2005	Kajsa Bergqvist	SWE	2.02
2007	Blanka Vlašić	CRO	2.05
2009	Blanka Vlašić	CRO	2.04
2011	Anna Chicherova	RUS	2.03
2013	Svetlana Shkolina	RUS	2.03
2015	Mariya Kuchina	RUS	2.01

Pole Vault

1999	Stacy Dragila	USA	4.60
2001	Stacy Dragila	USA	4.75
2003	Svetlana Feofanova	RUS	4.75
2005	Yelena Isinbaeva	RUS	5.01
2007	Yelena Isinbaeva	RUS	4.80
2009	Anna Rogowska	POL	4.75
2011	Fabiana Murer	BRA	4.85
2013	Yelena Isinbaeva	RUS	4.89
2015	Yarisley Silva	CUB	4.90

Long Jump

1983	Heike Daute	GDR	7.27w
1987	Jackie Joyner-Kersey	USA	7.36
1991	Jackie Joyner-Kersey	USA	7.32
1993	Heike Drechsler	GER	7.11
1995	Fiona May	ITA	6.98w
1997	Lyudmila Galkina	RUS	7.05
1999	Niurka Montalvo	ESP	7.06
2001	Fiona May	ITA	7.02w
2003	Eunice Barber	FRA	6.99
2005	Tianna Madison	USA	6.89
2007	Tatyana Lebedeva	RUS	7.03
2009	Brittney Reese	USA	7.10
2011	Brittney Reese	USA	6.82
2013	Brittney Reese	USA	7.01
2015	Tianna Madison/Bartoletta	USA	7.14

Triple Jump

1993	Anna Biryukova	RUS	15.09
1995	Inessa Kravets	UKR	15.50
1997	Šarka Kašpárková	CZE	15.20
1999	Paraskeví Tsiamita	GRE	14.88
2001	Tatyana Lebedeva	RUS	15.25
2003	Tatyana Lebedeva	RUS	15.18
2005	Trecia Smith	JAM	15.11
2007	Yargelis Savigne	CUB	15.28
2009	Yargelis Savigne	CUB	14.95
2011	Olga Saladukha	UKR	14.94
2013	Caterine Ibargüen	COL	14.85
2015	Caterine Ibargüen	COL	14.90

Shot Put

1983	Helena Fibingerová	TCH	21.05
1987	Natalya Lisovskaya	URS/RUS	21.24
1991	Huang Zhihong	CHN	20.83
1993	Huang Zhihong	CHN	20.57
1995	Astrid Kumbernuss	GER	21.22
1997	Astrid Kumbernuss	GER	20.71
1999	Astrid Kumbernuss	GER	19.85
2001	Yanina Korolchik	BLR	20.61
2003	Svetlana Krivelyova	RUS	20.63
2005	Olga Ryabinkina	RUS	19.64

2007	Valerie Adams/Vili	NZL	20.54
2009	Valerie Adams/Vili	NZL	20.44
2011	Valerie Adams	NZL	21.24
2013	Valerie Adams	NZL	20.88
2015	Christina Schwanitz	GER	20.37

Discus Throw

1983	Martina Opitz	GDR	68.94
1987	Martina Hellmann	GDR	71.62
1991	Tsvetanka Khristova	BUL	71.02
1993	Olga Burova	RUS	67.40
1995	Ellina Zvereva	BLR	68.64
1997	Beatrice Faumuina	NZL	66.82
1999	Franka Dietzsch	GER	68.14
2001	Ellina Zvereva	BLR	67.10
2003	Irina Yatchenko	BLR	67.32
2005	Franka Dietzsch	GER	66.56
2007	Franka Dietzsch	GER	66.61
2009	Dani Samuels	AUS	65.44
2011	Li Yanfeng	CHN	66.52
2013	Sandra Perković	CRO	67.99
2015	Denia Caballero	CUB	69.28

Hammer Throw

1999	Mihaela Melinte	ROU	75.20
2001	Yipsi Moreno	CUB	70.65
2003	Yipsi Moreno	CUB	73.33
2005	Yipsi Moreno	CUB	73.08
2007	Betty Heidler	GER	74.76
2009	Anita Włodarczyk	POL	77.96
2011	Tatyana Lysenko	RUS	77.13
2013	Tatyana Lysenko	RUS	78.80
2015	Anita Włodarczyk	POL	80.85

Javelin Throw

1983	Tiina Lillak	FIN	70.82
1987	Fatima Whitbread	GBR	76.64
1991	Xu Demei	CHN	68.78
1993	Trine Hattestad	NOR	69.18
1995	Natalya Shikolenko	BLR	67.56
1997	Trine Hattestad	NOR	68.78
1999	Miréla Tzelli	GRE	67.09
2001	Osleidys Menéndez	CUB	69.53
2003	Miréla Tzelli/Manjani	GRE	66.52
2005	Osleidys Menéndez	CUB	71.70
2007	Barbora Spotáková	CZE	67.07
2009	Steffi Nerius	GER	67.30
2011	Mariya Abakumova	RUS	71.99
2013	Christina Oberegöhl	GER	69.05
2015	Katharina Molitor	GER	67.69

Heptathlon

1983	Ramona Neubert	GDR	6770
1987	Jackie Joyner-Kersey	USA	7128
1991	Sabine Braun	GER	6672
1993	Jackie Joyner-Kersey	USA	6837
1995	Ghada Shouaa	SYR	6651
1997	Sabine Braun	GER	6739
1999	Eunice Barber	FRA	6861
2001	Yelena Prokhorova	RUS	6694
2003	Carolina Klüft	SWE	7001
2005	Carolina Klüft	SWE	6887
2007	Carolina Klüft	SWE	7032
2009	Jessica Ennis	GBR	6731
2011	Tatyana Chernova	RUS	6880
2013	Hanna Melnychenko	UKR	6586
2015	Jessica Ennis-Hill	GBR	6669

10 Kilometres Walk (replaced with 10,000m walk in 1997)

1987	Irina Strakhova	URS/RUS	44:12
1991	Alina Ivanova	URS/RUS	42:57

1993	Sari Essayah	FIN	42:59
1995	Irina Stankina	RUS	42:13

10,000 Metres Walk (replaced with 20Km walk from 1999)

1997	AnnaRita Sidoti	ITA	42:55.49
------	-----------------	-----	----------

20 Kilometres Walk

1999	Liu Hongyu	CHN	1:30:50
2001	Olimpiada Ivanova	RUS	1:27:48
2003	Yelena Nikolayeva	RUS	1:26:52
2005	Olimpiada Ivanova	RUS	1:25:41
2007	Olga Kaniskina	RUS	1:20:09
2009	Olga Kaniskina	RUS	1:28:09
2011	Olga Kaniskina	RUS	1:29:42
2013	Yelena Lashmanova	RUS	1:27:08
2015	Liu Hong	CHN	1:27:45

4 x 100 Metres Relay

1983	GDR		41.76
	Silke Gladisch	leg 1	
	Marita Koch	leg 2	
	Ingrid Auerswald	leg 3	
	Marlies Göhr	leg 4	
1987	United States		41.58
	Alice Brown	leg 1	
	Diane Williams	leg 2	
	Florence Griffith	leg 3	
	Pam Marshall	leg 4/10.11	
1991	Jamaica		41.94
	Dahlia Duhaney	leg 1	
	Juliet Cuthbert	leg 2	
	Beverley McDonald	leg 3	
	Merlene Ottey	leg 4	
	<i>Merlene Frazer</i>	<i>1h1-leg 4</i>	
1993	Russia		41.49
	Olga Bogoslovskaya	leg 1	
	Galina Malchugina	leg 2	
	Natalya Voronova	leg 3	
	Irina Privalova	leg 4/9.89	
	<i>Marina Trandenkova</i>	<i>1h2-leg 4</i>	
1995	United States		42.12
	Celena Mondie-Milner	leg 1	
	Carlette Guidry	leg 2	
	Chryste Gaines	leg 3	
	Gwen Torrence	leg 4	
	<i>D'Andre Hill</i>	<i>1h1-leg 4</i>	
1997	United States		41.47
	Chryste Gaines	leg 1	
	Marion Jones	leg 2	
	Inger Miller	leg 3	
	Gail Devers	leg 4/9.86	
1999	Bahamas		41.92
	Savatheda Fynes	leg 1	
	Chandra Sturup	leg 2	
	Pauline Davis	leg 3	
	Debbie Ferguson	leg 4	
	<i>Eldece Clarke</i>	<i>1h2-leg 1</i>	
2001	Germany		42.32
	Melanie Paschke	leg 1	
	Gabi Rockmeier	leg 2	
	Birgit Rockmeier	leg 3	
	Marion Wagner	leg 4	
2003	France		41.78
	Patricia Girard	leg 1	
	Muriel Hurtis	leg 2	
	Sylviane Félix	leg 3	
	Christine Arron	leg 4	
2005	United States		41.78
	Angela Daigle	leg 1	
	Muna Lee	leg 2	
	Me'lisa Barber	leg 3	
	Lauryn Williams	leg 4	
2007	United States		41.98
	Lauryn Williams	leg 1	
	Allyson Felix	leg 2	

(2007)	Mikele Barber Torri Edwards Carmelita Jeter Mechelle Lewis	leg 3 leg 4/10.21 1h2-leg 1 1h2-leg 2		2001	Jamaica Sandie Richards Catherine Scott Debbie-Ann Parris Lorraine Fenton Michelle Burgher Deon Hemmings	leg 1/50.9 leg 2/50.1 leg 3/49.70 leg 4/49.95 2h1-leg 1/52.5 2h1-leg 3/51.49	3:20.65
2009	Jamaica Simone Facey Shelly-Ann Fraser Aleen Bailey Kerron Stewart	leg 1 leg 2 leg 3 leg 4	42.06	2003	United States Melisa Barber Demetria Washington Jearl Miles Clark Sanya Richards Deedee Trotter	leg 1/51.1 leg 2/50.9 leg 3/50.05 leg 4/50.28 1h3-leg 2/51.1	3:22.63
2011	United States Bianca Knight Allyson Felix Marshvet Myers Carmelita Jeter Shalonda Solomon Alexandria Anderson	leg 1 leg 2 leg 3 leg 4 1h3-leg 2 1h3-leg 4	41.56	2005	Russia Yuliya Pechonkina Olesya Krasnomovets Natalya Antyukh Svetlana Pospelova Tatyana Firova Olesya Zykina	leg 1/51.1 leg 2/49.7 leg 3/49.72 leg 4/50.42 1h1-leg 3/50.09 1h1-leg 4/50.78	3:20.95
2013	Jamaica Carrie Russell Kerron Stewart Schillonie Calvert Shelly-Ann Fraser-Pryce Sheri-Ann Brooks	leg 1 leg 2 leg 3 leg 4 1h1-leg 1	41.29	2007	United States Deedee Trotter Allyson Felix Mary Wineberg Sanya Richards Monique Hennagan Natasha Hastings	leg 1/51.2 leg 2/48.0 leg 3/50.24 leg 4/49.07 1h2-leg 2/50.1 1h2-leg 4/51.16	3:18.55
2015	Jamaica Veronica Campbell-Brown Natasha Morrison Elaine Thompson Shelly-Ann Fraser-Pryce Sherone Simpson Kerron Stewart	leg 1 leg 2 leg 3 leg 4 1h1-leg 1 1h1-leg 3	41.07	2009	United States Debbie Dunn Allyson Felix LaShinda Demus Sanya Richards Natasha Hastings Jessica Beard	leg 1/50.5 leg 2/48.8 leg 3/50.14 leg 4/48.44 1h1-leg 2/51.8 1h1-leg 3/51.38	3:17.83
4 x 400 Metres Relay				2011	United States Sanya Richards Ross Allyson Felix Jessica Beard Francena McCorory Natasha Hastings Keshia Baker	leg 1/49.3 leg 2/49.4 leg 3/49.84 leg 4/49.52 1h1-leg 1/50.8 1h1-leg 4/51.65	3:18.09
1983	GDR Kerstin Walther Sabine Busch Marita Koch Dagmar Rübsam Udine Bremer Ellen Fiedler	leg 1/50.95 leg 2/49.45 leg 3/48.55 leg 4/50.78 2h2-leg 2/51.57 2h2-leg 3/51.73	3:19.73	2013	Russia Yuliya Gushchina Tatyana Firova Kseniya Ryzhova Antonina Krivoschapka Natalya Antyukh	leg 1/51.0e leg 2/49.6e leg 3/50.23 leg 4/49.40 1h2-leg 3/50.78	3:20.19
1987	GDR Dagmar Neubauer Kirsten Emmelmann Petra Müller Sabine Busch Cornelia Ulrich	leg 1/51.4 leg 2/49.1 leg 3/48.64 leg 4/49.48 1h2-leg 3	3:18.63	2015	Jamaica Christine Day Shericka Jackson Stephenie Ann McPherson Novlene Williams-Mills Anastasia Le-Roy Chris-Ann Gordon	leg 1/50.3 leg 2/49.5 leg 3/50.19 leg 4/49.14 2h1-leg 1/52.2 2h1-leg 3/51.71	3:19.13
1991	USSR Tatyana Ledovskaya/BLR Lyudmila Dzhigalova/UKR Olga V. Nazarova/RUS Olga Bryzgina/UKR Anna Chuprina/RUS Tatyana Alekseyeva/RUS	leg 1/51.7 leg 2/49.2 leg 3/48.87 leg 4/48.67 1h2-leg 1 1h2-leg 3	3:18.43	<hr/>			
1993	United States Gwen Torrence Maicel Malone Natasha Kaiser-Brown Jearl Miles Terri Dendy Michelle Collins	leg 1/49.0 leg 2/49.4 leg 3/49.48 leg 4/48.78 1h2-leg 1/51.6 1h2-leg 2/50.9	3:16.71	<hr/> IAAF WORLD INDOOR CHAMPIONSHIPS <hr/>			
1995	United States Kim Graham Rochelle Stevens Camara Jones Jearl Miles Nicole Green	leg 1/51.1 leg 2/50.7 leg 3/51.01 leg 4/49.56 1h2-leg 3/51.49	3:22.39	Venues - 1987: Indianapolis (6-8 Mar); 1989: Budapest (3-5 Mar); 1991: Sevilla (8-10 Mar); 1993: Toronto (12-14 Mar); 1995: Barcelona (10-12 Mar); 1997: Paris (7-9 Mar); 1999: Maebashi (5-7 Mar); 2001: Lisboa (9-11 Mar); 2003: Birmingham (14-16 Mar); 2004: Budapest (5-7 Mar); 2006: Moskva (10-12 Mar); 2008: Valencia (7-9 Mar); 2010: Doha (12-14 Mar); 2012: Istanbul (9-11 Mar); 2014: Sopot (7-9 Mar)			
1997	Germany Anke Feller Uta Rohländer Anja Rucker Grit Breuer	leg 1/51.7 leg 2/50.2 leg 3/50.38 leg 4/48.69	3:20.92	<hr/> MEN			
1999	Russia Tatyana Chebykina Svetlana Goncharenko Olga Kotlyarova Natalya Nazarova Natalya Sharova Yekaterina Bakhvalova	leg 1/51.5 leg 2/50.0 leg 3/50.28 leg 4/50.17 1h1-leg 1/52.0 1h1-leg 2/50.2	3:21.98	60 Metres			
				1987	Lee McRae	USA	6.50
				1989	Andrés Simón	CUB	6.52
				1991	Andre Cason	USA	6.54
				1993	Bruny Surin	CAN	6.50

1995	Bruny Surin	CAN	6.46
1997	Haris Papadias	GRE	6.50
1999	Maurice Greene	USA	6.42
2001	Tim Harden	USA	6.44
2003	Justin Gatlin	USA	6.46
2004	Jason Gardener	GBR	6.49
2006	Leonard Scott	USA	6.50
2008	Olusoji Fasuba	NGR	6.51
2010	Dwain Chambers	GBR	6.48
2012	Justin Gatlin	USA	6.46
2014	Richard Kilty	GBR	6.49

200 Metres (discontinued after 2004)

1987	Kirk Baptiste	USA	20.73
1989	John Regis	GBR	20.54
1991	Nikolay Antonov	BUL	20.67
1993	James Trapp	USA	20.63
1995	Geir Moen	NOR	20.58
1997	Kevin Little	USA	20.40
1999	Frankie Fredericks	NAM	20.10
2001	Shawn Crawford	USA	20.63
2003	Marlon Devonish	GBR	20.62
2004	Dominic Demeritte	BAH	20.66

400 Metres

1987	Antonio McKay	USA	45.98
1989	Antonio McKay	USA	45.59
1991	Devon Morris	JAM	46.17
1993	Butch Reynolds	USA	45.26
1995	Darnell Hall	USA	46.17
1997	Sunday Bada	NGR	45.51
1999	Jamie Baulch	GBR	45.73
2001	Daniel Caines	GBR	46.40
2003	Tyree Washington	USA	45.34
2004	Alleyne Francique	GRN	45.88
2006	Alleyne Francique	GRN	45.54
2008	Tyler Christopher	CAN	45.67
2010	Chris Brown	BAH	45.96
2012	Nery Brenes	CRC	45.11
2014	Pavel Maslák	CZE	45.24

800 Metres

1987	José Luiz Barbosa	BRA	1:47.49
1989	Paul Ereng	KEN	1:44.84
1991	Paul Ereng	KEN	1:47.08
1993	Tom McKean	GBR	1:47.29
1995	Clive Terrelonge	JAM	1:47.30
1997	Wilson Kipketer	DEN	1:42.67
1999	Johan Botha	RSA	1:45.47
2001	Yuriy Borzakovskiy	RUS	1:44.49
2003	David Krummenacker	USA	1:45.69
2004	Mbulaeni Mulaudzi	RSA	1:45.71
2006	Wilfred Bungei	KEN	1:47.15
2008	Abubaker Kaki	SUD	1:44.81
2010	Abubaker Kaki	SUD	1:46.23
2012	Mohammed Aman	ETH	1:48.36
2014	Mohammed Aman	ETH	1:46.40

1500 Metres

1987	Marcus O'Sullivan	IRL	3:39.04
1989	Marcus O'Sullivan	IRL	3:36.64
1991	Nouredidine Morceli	ALG	3:41.57
1993	Marcus O'Sullivan	IRL	3:45.00
1995	Hicham El Guerrouj	MAR	3:44.54
1997	Hicham El Guerrouj	MAR	3:35.31
1999	Haile Gebrselassie	ETH	3:33.77
2001	Rui Silva	POR	3:51.06
2003	Driss Maazouzi	FRA	3:42.59

2004	Paul Korir	KEN	3:52.31
2006	Ivan Heshko	UKR	3:42.08
2008	Deresse Mekonnen	ETH	3:38.23
2010	Deresse Mekonnen	ETH	3:41.86
2012	Abdalaati Iguider	MAR	3:45.21
2014	Ayanleh Souleiman	DJI	3:37.52

3000 Metres

1987	Frank O'Mara	IRL	8:03.32
1989	Saïd Aouita	MAR	7:47.94
1991	Frank O'Mara	IRL	7:41.14
1993	Gennaro Di Napoli	ITA	7:50.26
1995	Gennaro Di Napoli	ITA	7:50.89
1997	Haile Gebrselassie	ETH	7:34.71
1999	Haile Gebrselassie	ETH	7:53.57
2001	Hicham El Guerrouj	MAR	7:37.74
2003	Haile Gebrselassie	ETH	7:40.97
2004	Bernard Lagat	KEN	7:56.34
2006	Kenenisa Bekele	ETH	7:39.32
2008	Tariku Bekele	ETH	7:48.23
2010	Bernard Lagat	USA	7:37.97
2012	Bernard Lagat	USA	7:41.44
2014	Caleb Ndiku	KEN	7:54.94

60 Metres Hurdles

1987	Tonie Campbell	USA	7.51
1989	Roger Kingdom	USA	7.43
1991	Greg Foster	USA	7.45
1993	Mark McKoy	CAN	7.41
1995	Allen Johnson	USA	7.39
1997	Anier Garcia	CUB	7.48
1999	Colin Jackson	GBR	7.38
2001	Terrence Trammell	USA	7.51
2003	Allen Johnson	USA	7.47
2004	Allen Johnson	USA	7.36
2006	Terrence Trammell	USA	7.43
2008	Liu Xiang	CHN	7.46
2010	Dayron Robles	CUB	7.34
2012	Aries Merritt	USA	7.44
2014	Omo Osaghae	USA	7.45

High Jump

1987	Igor Paklin	URS/KGZ	2.38
1989	Javier Sotomayor	CUB	2.43
1991	Hollis Conway	USA	2.40
1993	Javier Sotomayor	CUB	2.41
1995	Javier Sotomayor	CUB	2.38
1997	Charles Austin	USA	2.35
1999	Javier Sotomayor	CUB	2.36
2001	Stefan Holm	SWE	2.32
2003	Stefan Holm	SWE	2.35
2004	Stefan Holm	SWE	2.35
2006	Yaroslav Rybakov	RUS	2.37
2008	Stefan Holm	SWE	2.36
2010	Ivan Ukhov	RUS	2.36
2012	Dimitrios Hondrokoúkis	GRE	2.33
2014	Mutaz Essa Barshim	QAT	2.38

Pole Vault

1987	Sergey Bubka	URS/UKR	5.85
1989	Rodion Gataullin	URS/UZB	5.85
1991	Sergey Bubka	URS/UKR	6.00
1993	Rodion Gataullin	RUS	5.90
1995	Sergey Bubka	UKR	5.90
1997	Igor Potapovich	KAZ	5.90
1999	Jean Galfione	FRA	6.00
2001	Lawrence Johnson	USA	5.95
2003	Tim Lobinger	GER	5.80
2004	Igor Pavlov	RUS	5.80

2006	Brad Walker	USA	5.80	5000 Metres Walk (<i>discontinued after 1993</i>)		
2008	Yevgeniy Lukanenko	RUS	5.90	1987	Mikhail Shchennikov	URS/RUS 18:27.79
2010	Steven Hooker	AUS	6.01	1989	Mikhail Shchennikov	URS/RUS 18:27.10
2012	Renaud Lavillenie	FRA	5.95	1991	Mikhail Shchennikov	URS/RUS 18:23.55
2014	Konstadinos Filippidis	GRE	5.80	1993	Mikhail Shchennikov	RUS 18:32.10
Long Jump				4 x 400 Metres Relay		
1987	Larry Myricks	USA	8.23	1991	Germany	3:03.05
1989	Larry Myricks	USA	8.37		Rico Lieder	leg 1/46.53
1991	Dietmar Haaf	GER	8.15		Jens Carlowitz	leg 2/45.15
1993	Iván Pedroso	CUB	8.23		Karsten Just	leg 3/46.35
1995	Iván Pedroso	CUB	8.51		Thomas Schönlebe	leg 4/45.02
1997	Iván Pedroso	CUB	8.51	1993	United States	3:04.20
1999	Iván Pedroso	CUB	8.62		Darnell Hall	leg 1/46.38
2001	Iván Pedroso	CUB	8.43		Brian Irvin	leg 2/45.68
2003	Dwight Phillips	USA	8.29		Jason Rouser	leg 3/46.62
2004	Savanté Stringfellow	USA	8.40		Mark Everett	leg 4/45.52
2006	Ignisious Gaisah	GHA	8.30	1995	United States	3:07.37
2008	Khotso Mokoena	RSA	8.08		Rod Tolbert	leg 1/47.33
2010	Fabrice Lapierre	AUS	8.17		Calvin Davis	leg 2/46.16
2012	Mauro da Silva	BRA	8.23		Tod Long	leg 3/47.50
2014	Mauro da Silva	BRA	8.28		Frankie Atwater	leg 4/46.38
Triple Jump				1997	United States	3:04.93
1987	Mike Conley	USA	17.54		Jason Rouser	leg 1/46.78
1989	Mike Conley	USA	17.65		Mark Everett	leg 2/45.94
1991	Igor Lapshin	URS/BLR	17.31		Sean Maye	leg 3/46.02
1993	Pierre Camara	FRA	17.59		Deon Minor	leg 4/46.19
1995	Brian Wellman	BER	17.72	1999	United States	3:02.83
1997	Yoel Garcia	CUB	17.30		Andre Morris	leg 1/45.85
1999	Charles Friedek	GER	17.18		Dameon Johnson	leg 2/46.18
2001	Paolo Camossi	ITA	17.32		Deon Minor	leg 3/46.05
2003	Christian Olsson	SWE	17.70		Milton Campbell	leg 4/44.75
2004	Christian Olsson	SWE	17.83		<i>Khadevis Robinson</i>	<i>1h2-leg 4/46.69</i>
2006	Walter Davis	USA	17.73	2001	Poland	3:04.47
2008	Phillips Idowu	GBR	17.75		Piotr Rysiukiewicz	leg 1/46.47
2010	Teddy Tamgho	FRA	17.90		Piotr Haczek	leg 2/45.99
2012	Will Claye	USA	17.70		Jack Bocian	leg 3/46.43
2014	Lyukman Adams	RUS	17.37		Robert Maćkowiak	leg 4/45.58
Shot Put				2003	Jamaica	3:04.21
1987	Ulf Timmermann	GDR	22.24		Lueroy Colquhoun	leg 1/46.69
1989	Ulf Timmermann	GDR	21.75		Danny McFarlane	leg 2/46.45
1991	Werner Günthör	SUI	21.17		Michael Blackwood	leg 3/45.83
1993	Mike Stulce	USA	21.27		Davian Clarke	leg 4/45.24
1995	Mika Halvari	FIN	20.74		<i>Kemel Thompson</i>	<i>1h1-leg 3/47.04</i>
1997	Yuriy Belonog	UKR	21.02	2004	Jamaica	3:05.21
1999	Aleksandr Bagach	UKR	21.41		Greg Haughton	leg 1/46.42
2001	John Godina	USA	20.82		Leroy Colquhoun	leg 2/46.36
2003	Manuel Martínez	ESP	21.24		Michael McDonald	leg 3/46.49
2004	Christian Cantwell	USA	21.49		Davian Clarke	leg 4/45.94
2006	Reese Hoffa	USA	22.11		<i>Richard James</i>	<i>1h2-leg1/48.13</i>
2008	Christian Cantwell	USA	21.77		<i>Sanjay Ayre</i>	<i>1h2-leg 2/47.31</i>
2010	Christian Cantwell	USA	21.83	2006	United States	3:03.24
2012	Ryan Whiting	USA	22.00		Tyree Washington	leg 1/45.71
2014	Ryan Whiting	USA	22.05		LaShawn Merritt	leg 2/45.65
Heptathlon					Milton Campbell	leg 3/45.76
1995	Christian Plaziat	FRA	6246		Wallace Spearmon	leg 4/46.12
1997	Robert Změlik	CZE	6228		<i>James Davis</i>	<i>1h2-leg 1/46.70</i>
1999	Sebastian Chmara	POL	6386		<i>Obra "O. J." Hogans</i>	<i>1h2-leg 2/45.46</i>
2001	Roman Šebrle	CZE	6420	2008	United States	3:06.79
2003	Tom Pappas	USA	6361		James Davis	leg 1/47.42
2004	Roman Šebrle	CZE	6438		Jamaal Torrance	leg 2/45.73
2006	André Niklaus	GER	6192		Greg Nixon	leg 3/46.99
2008	Bryan Clay	USA	6371		Kelly Willie	leg 4/46.65
2010	Bryan Clay	USA	6204		<i>Joel Stallworth</i>	<i>1h1-leg 3/47.01</i>
2012	Ashton Eaton	USA	6645	2010	United States	3:03.40
2014	Ashton Eaton	USA	6632		Jamaal Torrance	leg 1/45.75
					Greg Nixon	leg 2/46.04
					Tavaris Tate	leg 3/45.41
					<i>Bershawn Jackson</i>	<i>leg 4/46.20</i>
					<i>LeJerald Betters</i>	<i>1h1-leg 2/46.66</i>
					<i>Kerron Clement</i>	<i>1h1-leg 4/46.82</i>
				2012	United States	3:03.94
					Frankie Wright	leg 1/46.54
					Calvin Smith	leg 2/45.69
					Manteo Mitchell	leg 3/45.71
					Gil Roberts	leg 4/46.00

(2012)	<i>Jamaal Torrance</i>	<i>1h1-leg 2/46.67</i>	
	<i>Quentin Iglehart-Summers</i>	<i>1h1-leg 4/46.84</i>	
2014	United States		3:02.13
	Kyle Clemons	leg 1/46.10	
	David Verburg	leg 2/45.46	
	Kind Butler	leg 3/45.43	
	Calvin Smith	leg 4/45.14	
	<i>Clayton Parros</i>	<i>1h1-leg 1/46.98</i>	
	<i>Ricky Babineaux</i>	<i>1h1-leg 2/46.38</i>	

WOMEN**60 Metres**

1987	Nelli Cooman	NED	7.08
1989	Nelli Cooman	NED	7.05
1991	Irina Sergeyeva	URS/RUS	7.02
1993	Gail Devers	USA	6.95
1995	Merlene Ottey	JAM	6.97
1997	Gail Devers	USA	7.06
1999	Katerina Thánou	GRE	6.96
2001	Chandra Sturup	BAH	7.05
2003	Angela Williams	USA	7.16
2004	Gail Devers	USA	7.08
2006	Me'Lisa Barber	USA	7.01
2008	Angela Williams	USA	7.06
2010	Veronica Campbell-Brown	JAM	7.00
2012	Veronica Campbell-Brown	JAM	7.01
2014	Shelly-Ann Fraser-Pryce	JAM	6.98

200 Metres (discontinued after 2004)

1987	Heike Drechsler	GDR	22.27
1989	Merlene Ottey	JAM	22.34
1991	Merlene Ottey	JAM	22.24
1993	Irina Privalova	RUS	22.15
1995	Melinda Gainsford	AUS	22.64
1997	Katerina Kóffa	GRE	22.76
1999	Ionela Tîrlea	ROU	22.39
2001	Juliet Campbell	JAM	22.64
2003	Muriel Hurtis	FRA	22.54
2004	Natalya Safronnikova	BLR	23.13

400 Metres

1987	Sabine Busch	GDR	51.66
1989	Helga Arendt	FRG	51.52
1991	Diane Dixon	USA	50.64
1993	Sandie Richards	JAM	50.93
1995	Irina Privalova	RUS	50.23
1997	Jearl Miles Clark	USA	50.96
1999	Grit Breuer	GER	50.80
2001	Sandie Richards	JAM	51.04
2003	Natalya Nazarova	RUS	50.83
2004	Natalya Nazarova	RUS	50.19
2006	Olesya Krasnomovets	RUS	50.04
2008	Olesya Zykina	RUS	51.09
2010	Debbie Dunn	USA	51.04
2012	Sanya Richards-Ross	USA	50.79
2014	Francena McCorory	USA	51.12

800 Metres

1987	Christine Wachtel	GDR	2:01.32
1989	Christine Wachtel	GDR	1:59.24
1991	Christine Wachtel	GER	2:01.51
1993	Maria Mutola	MOZ	1:57.55
1995	Maria Mutola	MOZ	1:57.62
1997	Maria Mutola	MOZ	1:58.96
1999	Ludmila Formanová	CZE	1:56.90
2001	Maria Mutola	MOZ	1:59.74
2003	Maria Mutola	MOZ	1:58.94
2004	Maria Mutola	MOZ	1:58.50
2006	Maria Mutola	MOZ	1:58.90
2008	Tamsyn Lewis	AUS	2:02.57
2010	Mariya Savinova	RUS	1:58.26
2012	Pamela Jelimo	KEN	1:58.83
2014	Chanelle Price	USA	2:00.09

1500 Metres

1987	Doina Melinte	ROU	4:05.68
1989	Doina Melinte	ROU	4:04.79
1991	Lyudmila Rogachova	URS/RUS	4:05.09
1993	Yekaterina Podkopayeva	RUS	4:09.29
1995	Regina Jacobs	USA	4:12.61
1997	Yekaterina Podkopayeva	RUS	4:05.19
1999	Gabriela Szabo	ROU	4:03.23
2001	Hasna Benhassi	MAR	4:10.83
2003	Regina Jacobs	USA	4:01.67
2004	Kutre Dulecha	ETH	4:06.40
2006	Yuliya Chizhenko	RUS	4:04.70
2008	Gelete Burka	ETH	3:59.75
2010	Kalkidan Gezahegne	ETH	4:08.14
2012	Genzebe Dibaba	ETH	4:05.78
2014	Abeba Aregawi	SWE	4:00.61

3000 Metres

1987	Tatyana Samolenko	URS/UKR	8:46.52
1989	Elyl van Hulst	NED	8:33.82
1991	Marie-Pierre Duros	FRA	8:50.69
1993	Yvonne Murray	GBR	8:50.55
1995	Gabriela Szabo	ROU	8:54.50
1997	Gabriela Szabo	ROU	8:45.75
1999	Gabriela Szabo	ROU	8:36.42
2001	Olga Yegorova	RUS	8:37.48
2003	Berhane Adere	ETH	8:40.25
2004	Meseret Defar	ETH	9:11.22
2006	Meseret Defar	ETH	8:38.80
2008	Meseret Defar	ETH	8:38.79
2010	Meseret Defar	ETH	8:51.17
2012	Hellen Obiri	KEN	8:37.16
2014	Genzebe Dibaba	ETH	8:55.04

60 Metres Hurdles

1987	Cornelia Oschkenat	GDR	7.82
1989	Yelizaveta Chernyshova	URS/RUS	7.82
1991	Lyudmila Narozhilenko	URS/RUS	7.88
1993	Julie Baumann	SUI	7.96
1995	Aliuska López	CUB	7.92
1997	Michelle Freeman	JAM	7.82
1999	Olga Shishigina	KAZ	7.86
2001	Anjanette Kirkland	USA	7.85
2003	Gail Devers	USA	7.81
2004	Perdita Felicien	CAN	7.75
2006	Derval O'Rourke	IRL	7.84
2008	Lolo Jones	USA	7.80
2010	Lolo Jones	USA	7.72
2012	Sally Pearson	AUS	7.73
2014	Nia Ali	USA	7.80

High Jump

1987	Stefka Kostadinova	BUL	2.05
1989	Stefka Kostadinova	BUL	2.02
1991	Heike Henkel	GER	2.00
1993	Stefka Kostadinova	BUL	2.02
1995	Alina Astafei	GER	2.01
1997	Stefka Kostadinova	BUL	2.02
1999	Kristina Kalcheva	BUL	1.99
2001	Kajsa Bergqvist	SWE	2.00
2003	Kajsa Bergqvist	SWE	2.01
2004	Yelena Slesarenko	RUS	2.04
2006	Yelena Slesarenko	RUS	2.02
2008	Blanka Vlašić	CRO	2.03
2010	Blanka Vlašić	CRO	2.00
2012	Chaunté Lowe	USA	1.98
2014	Mariya Kuchina	RUS	2.00
	Kamila Ličwinko	POL	2.00

Pole Vault

1997	Stacy Dragila	USA	4.40
1999	Nastja Ryschich	GER	4.50
2001	Pavia Hamáčková	CZE	4.56

2003	Svetlana Feofanova	RUS	4.80	1991	Beate Anders	GER	11:50.90
2004	Yelena Isinbaeva	RUS	4.86	1993	Yelena Nikolayeva	RUS	11:49.73
2006	Yelena Isinbaeva	RUS	4.80	4 x 400 Metres Relay			
2008	Yelena Isinbaeva	RUS	4.75	1991	Germany		3:27.22
2010	Fabiana Murer	BRA	4.80		Sandra Seuser	leg 1/53.4	
2012	Yelena Isinbaeva	RUS	4.80		Kathrin Schreiter	leg 2/51.7	
2014	Yarisley Silva	CUB	4.70		Annett Hesselbarth	leg 3/51.8	
					Grit Breuer	leg 4/50.4	
Long Jump				1993	Jamaica		3:32.32
1987	Heike Drechsler	GDR	7.10		Deon Hemmings	leg 1/53.9	
1989	Galina Chistyakova	URS/RUS	6.98		Beverly Grant	leg 2/53.9	
1991	Larisa Berezhnaya	URS/UKR	6.84		Cathy Ratray-Williams	leg 3/52.8	
1993	Marieta Ilcu	ROU	6.84		Sandie Richards	leg 4/51.7	
1995	Lyudmila Galkina	RUS	6.95	1995	Russia		3:29.29
1997	Fiona May	ITA	6.86		Tatyana Chebykina	leg 1/52.67	
1999	Tatyana Kotova	RUS	6.86		Yelena Ruzina	leg 2/52.68	
2001	Dawn Burrell	USA	7.03		Yekaterina Kulikova	leg 3/51.62	
2003	Tatyana Kotova	RUS	6.84		Svetlana Goncharenko	leg 4/51.32	
2004	Tatyana Lebedeva	RUS	6.98	1997	Russia		3:26.84
2006	Tianna Madison	USA	6.80		Tatyana Chebykina	leg 1/52.97	
2008	Naide Gomes	POR	7.00		Svetlana Goncharenko	leg 2/51.28	
2010	Brittney Reese	USA	6.70		Olga Kotlyarova	leg 3/51.45	
2012	Brittney Reese	USA	7.23		Tatyana Alekseyeva	leg 4/51.14	
2014	Éloyse Lesueur	FRA	6.85		Natalya Sharova	1h2-leg 2/52.07	
					Yekaterina Bakhvalova	1h2-leg 3/53.67	
Triple Jump				1999	Russia		3:24.25
1993	Inessa Kravets	UKR	14.47		Tatyana Chebykina	leg 1/51.68	
1995	Iolanda Chen	RUS	15.03		Svetlana Goncharenko	leg 2/50.30	
1997	Inna Lasovskaya	RUS	15.01		Olga Kotlyarova	leg 3/50.77	
1999	Ashia Hansen	GBR	15.02		Natalya Nazarova	leg 4/51.50	
2001	Tereza Marinova	BUL	14.91	2001	Russia		3:30.00
2003	Ashia Hansen	GBR	15.01		Yuliya Nosova	leg 1/53.41	
2004	Tatyana Lebedeva	RUS	15.36		Olesya Zykina	leg 2/52.04	
2006	Tatyana Lebedeva	RUS	14.95		Yuliya Sotnikova	leg 3/53.77	
2008	Yargelis Savigne	CUB	15.05		Olga Kotlyarova	leg 4/50.78	
2010	Olga Rypakova	KAZ	15.14	2003	Russia		3:28.45
2012	Yamilé Aldama	GBR	14.82		Natalya Antyukh	leg 1/51.57	
2014	Yekaterina Koneva	RUS	14.46		Yuliya Pechonkina	leg 2/51.77	
					Olesya Zykina	leg 3/52.86	
					Natalya Nazarova	leg 4/52.25	
Shot Put				2004	Russia		3:23.88
1987	Natalya Lisovskaya	URS/RUS	20.52		Olesya Krasnomovets	leg 1/51.37	
1989	Claudia Losch	FRG	20.45		Olga Kotlyarova	leg 2/50.12	
1991	Sui Xinmei	CHN	20.54		Tatyana Levina	leg 3/52.50	
1993	Svetlana Krivelyova	RUS	19.57		Natalya Nazarova	leg 4/49.89	
1995	Kathrin Neimke	GER	19.40		Olesya Zykina	2h1-leg 1/51.88	
1997	Vita Pavlysh	UKR	20.00		Natalya Antyukh	2h1-leg 4/54.68	
1999	Svetlana Krivelyova	RUS	19.08	2006	Russia		3:24.91
2001	Larisa Peleshenko	RUS	19.84		Tatyana Levina	leg 1/51.63	
2003	Irina Korzhanenko	RUS	20.55		Natalya Nazarova	leg 2/51.21	
2004	Svetlana Krivelyova	RUS	19.90		Olesya Krasnomovets	leg 3/50.69	
2006	Natalia Khoroneko	BLR	19.84		Natalya Antyukh	leg 4/51.38	
2008	Valerie Adams/Wili	NZL	20.19		Yuliya Gushchina	1h1-leg 1/51.62	
2010	Nadezhda Ostapchuk	BLR	20.85		Tatyana Veshkurova	1h1-leg 2/52.27	
2012	Valerie Adams	NZL	20.54	2008	Russia		3:28.17
2014	Valerie Adams	NZL	20.67		Yuliya Gushchina	leg 1/52.56	
					Tatyana Levina	leg 2/52.37	
					Natalya Nazarova	leg 3/52.54	
					Olesya Zykina	leg 4/50.90	
Pentathlon				2010	United States		3:27.34
1995	Svetlana Moskalets	RUS	4834		Debbie Dunn	leg 1/51.21	
1997	Sabine Braun	GER	4780		Deedee Trotter	leg 2/52.54	
1999	DeDee Nathan	USA	4753		Natasha Hastings	leg 3/52.67	
2001	Natalya Sazanovich	BLR	4850		Allyson Felix	leg 4/50.92	
2003	Carolina Klüft	SWE	4933	2012	Great Britain & NI		3:28.76
2004	Naide Gomes	POR	4759		Shana Cox	leg 1/52.82	
2006	Lyudmila Blonska	UKR	4685		Nicola Sanders	leg 2/52.48	
2008	Tia Hellebaut	BEL	4867		Christine Ohuruogu	leg 3/51.98	
2010	Jessica Ennis	GBR	4937		Perri Shakes-Drayton	leg 4/51.48	
2012	Nataliya Dobrynska	UKR	5013	2014	United States		3:24.83
2014	Nadine Broersen	NED	4830		Natasha Hastings	leg 1/51.89	
					Joanna Atkins	leg 2/50.91	
					Francena McCorory	leg 3/50.33	
					Cassandra Tate	leg 4/51.70	
					Monica Hargrove	1h2-leg 3/52.08	
3000 Metres Walk (discontinued after 1993)							
1987	Olga Krishtop	URS/RUS	12:05.49				
1989	Kerry Saxby	AUS	12:01.65				

IAAF WORLD UNDER-20 CHAMPIONSHIPS

Venues - 1986: Athina (16-20 Jul); 1988: Sudbury (27-31 Jul); 1990: Plovdiv (8-12 Aug); 1992: Seoul (16-20 Sep); 1994: Lisboa (19-24 Jul); 1996: Sydney (20-25 Aug); 1998: Anney (28 Jul-2 Aug); 2000: Santiago de Chile (17-22 Oct); 2002: Kingston (16-21 Jul); 2004: Grosseto (12-18 Jul); 2006: Beijing (15-20 Aug); 2008: Bydgoszcz (8-13 Jul); 2010: Moncton (20-25 Jul); 2012: Barcelona (10-15 Jul); 2014: Eugene (22-27 Jul)

MEN

100 Metres

1986	Derrick Florence	USA	10.17
1988	Andre Cason	USA	10.22
1990	Davidson Ezinwa	NGR	10.17
1992	Ato Boldon	TTO	10.30
1994	Deji Aliu	NGR	10.21
1996	Francis Obikwelu	NGR	10.21
1998	Christian Malcolm	GBR	10.12
2000	Mark Lewis-Francis	GBR	10.12
2002	Darrel Brown	TTO	10.09
2004	Ivory Williams	USA	10.29
2006	Harry Aikines-Aryeetey	GBR	10.37
2008	Dexter Lee	JAM	10.40
2010	Dexter Lee	JAM	10.21
2012	Adam Gemili	GBR	10.05
2014	Kendal Williams	USA	10.21

200 Metres

1986	Stanley Kerr	USA	20.74
1988	Kevin Braunskill	USA	20.87w
1990	Aleksandr Goremynkin	URS/RUS	20.47
1992	Ato Boldon	TTO	20.63
1994	Tony Wheeler	USA	20.62
1996	Francis Obikwelu	NGR	20.47
1998	Christian Malcolm	GBR	20.44
2000	Paul Gorries	RSA	20.64
2002	Usain Bolt	JAM	20.61
2004	Andrew Howe	ITA	20.28
2006	Marek Niit	EST	20.96
2008	Christophe Lemaître	FRA	20.83
2010	Shota Iizuka	JPN	20.67
2012	Delano Williams	TKS	20.48
2014	Trentavis Friday	USA	20.04w

400 Metres

1986	Miles Murphy	AUS	45.64
1988	Tomasz Jedrusik	POL	46.19
1990	Chris Nelloms	USA	45.43
1992	Deon Minor	USA	45.75
1994	Michael McDonald	JAM	45.83
1996	Obea Moore	USA	45.27
1998	Nduka Awazie	NGR	45.54
2000	Hamdan Al-Bishi	KSA	44.66
2002	Darold Williamson	USA	45.37
2004	LaShawn Merritt	USA	45.25
2006	Renny Quow	TTO	45.74
2008	Marcus Boyd	USA	45.53
2010	Kirani James	GRN	45.89
2012	Luguelín Santos	DOM	44.85
2014	Machel Cedenio	TTO	45.13

800 Metres

1986	David Sharpe	GBR	1:48.32
1988	Jonah Birir	KEN	1:50.03
1990	Desta Asgedom	ETH	1:46.35

1992	Benson Koech	KEN	1:44.77
1994	Paul Byrne	AUS	1:47.42
1996	Joseph Mutua	KEN	1:48.21
1998	William Chirchir	KEN	1:47.23
2000	Nicholas Wachira	KEN	1:47.16
2002	Alex Kipchirchir	KEN	1:46.59
2004	Majid Saeed Sultan	QAT	1:47.33
2006	David Rudisha	KEN	1:47.40
2008	Abubaker Kaki	SUD	1:45.60
2010	David Mutua	KEN	1:46.41
2012	Nijel Amos	BOT	1:43.79
2014	Alfred Kipketer	KEN	1:43.95

1500 Metres

1986	Wilfred Kirochi	KEN	3:44.62
1988	Wilfred Kirochi	KEN	3:46.52
1990	Moses Kiptanui	KEN	3:38.32
1992	Atoi Boru	KEN	3:37.94
1994	Julius Achon	UGA	3:39.78
1996	Shadrack Langat	KEN	3:38.96
1998	Adil Kaouch	MAR	3:42.43
2000	Cornelius Chirchir	KEN	3:38.80
2002	Yassine Bensghir	MAR	3:40.72
2004	Reda Iguider	MAR	3:35.53
2006	Remi Limo	KEN	3:40.44
2008	Imad Touil	ALG	3:47.40
2010	Caleb Ndiku	KEN	3:37.30
2012	Hamza Driouch	QAT	3:39.04
2014	Jonathan Sawe	KEN	3:40.02

5000 Metres

1986	Peter Chumba	KEN	13:55.25
1988	Henry Kirui	KEN	13:54.29
1990	Fita Bayissa	ETH	13:42.59
1992	Haile Gebrselassie	ETH	13:36.06
1994	Daniel Komen	KEN	13:45.37
1996	Assefa Mezegebu	ETH	13:35.30
1998	Million Wolde	ETH	13:47.49
2000	Gordon Mugi	KEN	13:44.93
2002	Hillary Chenonge	KEN	13:28.30
2004	Augustine Chogo	KEN	13:28.93
2006	Tariku Bekele	ETH	13:31.34
2008	Abreham Cherkos	ETH	13:08.57
2010	David Bett	KEN	13:23.76
2012	Muktar Edris	ETH	13:38.95
2014	Yomif Kejelcha	ETH	13:25.19

10,000 Metres

1986	Peter Chumba	KEN	28:44.00
1988	Addis Abebe	ETH	28:42.13
1990	Richard Chelimo	KEN	28:18.57
1992	Haile Gebrselassie	ETH	28:03.99
1994	Daniel Komen	KEN	28:29.74
1996	Assefa Mezegebu	ETH	28:27.78
1998	Benson Barus	KEN	29:24.28
2000	Robert Kipchumba	KEN	28:54.37
2002	Gebre-egziabher Gebremariam	ETH	29:02.71
2004	Boniface Kiprop	UGA	28:03.77
2006	Ibrahim Jeylan	ETH	28:53.29
2008	Josphat Bett	KEN	27:30.85
2010	Dennis Masai	KEN	27:53.88
2012	Yigrem Demelash	ETH	28:16.07
2014	Joshua Cheptegei	UGA	28:32.86

20 Kilometres

1986	Tadesse Gebre	ETH	61:32
1988	Zeleke Metaferia	ETH	59:27
1990	Cosmas Ndeti	KEN	59:42
1994	Clodoaldo Silva	BRA	63:21

2000 Metres Steeplechase (replaced with 3000mSC from 1988)

1986	Juan Azkueta	ESP	5:28.56
------	--------------	-----	---------

3000 Metres Steeplechase

1988	William Chemitei	KEN	8:41.61
1990	Matthew Birir	KEN	8:31.02
1992	Mwangangi Muindi	KEN	8:31.62
1994	Paul Chemasea	KEN	8:31.51
1996	Julius Chelule	KEN	8:33.09
1998	Reuben Kosgei	KEN	8:23.76
2000	Raymond Yator	KEN	8:16.34
2002	Michael Kipyego	KEN	8:29.54
2004	Ronald Kipchumba	KEN	8:23.32
2006	Willy Komen	KEN	8:14.00
2008	Jonathan Ndiku	KEN	8:17.28
2010	Jonathan Ndiku	KEN	8:23.48
2012	Conselus Kipruto	KEN	8:06.10
2014	Barnabas Kipyego	KEN	8:25.57

110 Metres Hurdles

1986	Colin Jackson	GBR	13.44
1988	Reinaldo Quintero	CUB	13.71w
1990	Antti Haapakoski	FIN	13.74
1992	Yevgeniy Pechonkin	EUN/RUS	13.87
1994	Frank Busemann	GER	13.47w
1996	Yoel Hernández	CUB	13.83
1998	Stanislav Olijar	LAT	13.51
2000	Yunier Hernández	CUB	13.60
2002	Antwon Hicks	USA	13.42w
2004	Aries Merritt	USA	13.56
2006 ^{99cm}	Artur Noga	POL	13.23
2008 ^{99cm}	Konstantin Shabanov	RUS	13.27
2010 ^{99cm}	Pascal Martinot Lagarde	FRA	13.52
2012 ^{99cm}	Yordan O'Farrill	CUB	13.18
2014 ^{99cm}	Wilhem Belocian	FRA	12.99

400 Metres Hurdles

1986	Emilio Valle	CUB	50.02
1988	Kelly Carter	USA	49.50
1990	Rohan Robinson	AUS	49.73
1992	Ashraf Saber	ITA	50.02
1994	Gennadiy Gorbenko	UKR	50.56
1996	Mubarak Al-Nubi	QAT	49.07
1998	Periklis Iakovákis	GRE	49.82
2000	Marek Plawgo	POL	49.23
2002	Lj van Zyl	RSA	48.89
2004	Kerron Clement	USA	48.51
2006	Chris Carter	USA	50.08
2008	Jeshua Anderson	USA	48.68
2010	Jehue Gordon	TTO	49.30
2012	Eric Futch	USA	50.24
2014	Jaheel Hyde	JAM	49.29

High Jump

1986	Javier Sotomayor	CUB	2.25
1988	Artur Partyka	POL	2.28
1990	Dragutin Topić	YUG	2.37
1992	Steve Smith	GBR	2.37
1994	Jagan Hames	AUS	2.23
1996	Mark Boswell	CAN	2.24
1998	Alfredo Deza	PER	2.21
2000	Jacques Freitag	RSA	2.24
2002	Andra Manson	USA	2.31
2004	Michael Mason	CAN	2.21
2006	Huang Haiqiang	CHN	2.32
2008	Bogdan Bondarenko	UKR	2.26
2010	Mutaz Essa Barshim	QAT	2.30
2012	Andrei Churyla	BLR	2.24
2014	Mikhail Akimenko	RUS	2.24

Pole Vault

1986	Igor Potapovich	URS/KAZ	5.50
1988	István Bagyula	HUN	5.65
1990	Jean Gallione	FRA	5.45
1992	Laurens Looije	NED	5.45
1994	Viktor Chistyakov	RUS	5.60
1996	Paul Burgess	AUS	5.35
1998	Pavel Gerasimov	RUS	5.55
2000	Aleksey Khanafin	RUS	5.30
2002	Maksim Mazuryk	UKR	5.55
2004	Dmitriy Starodubtsev	RUS	5.50
2006	Germán Chiaraviglio	ARG	5.71
2008	Raphael Holzdeppe	GER	5.50
2010	Anton Ivakin	RUS	5.50
2012	Thiago Braz	BRA	5.55
2014	Axel Chapelle	FRA	5.55

Long Jump

1986	Dietmar Haaf	FRG	7.93
1988	Luis Bueno	CUB	7.99
1990	James Stallworth	USA	8.12
1992	Neil Chance	USA	7.89
1994	Gregor Cankar	SLO	8.04w
1996	Aleksey Lukashevich	UKR	7.91
1998	Petar Dachev	BUL	8.14
2000	Cai Peng	CHN	7.88
2002	Abdulla Al-Waleed	QAT	7.99
2004	Andrew Howe	ITA	8.11
2006	Robert Crowther	AUS	8.00
2008	Marquise Goodwin	USA	7.74
2010	Luvu Manyonga	RSA	7.99
2012	Sergey Morgunov	RUS	8.09
2014	Wang Jianan	CHN	8.08

Triple Jump

1986	Igor Parygin	URS/RUS	16.97
1988	Vladimir Melikhov	URS/RUS	16.69
1990	Sergey Bykov	URS/UKR	16.98
1992	Yoelbi Quesada	CUB	17.04
1994	Larry Achike	GBR	16.67w
1996	René Hernández	CUB	16.50
1998	Ionut Punga	ROU	16.94
2000	Marian Oprea	ROU	16.41
2002	David Girat	CUB	16.68
2004	Godfrey Mokoena	RSA	16.77
2006	Benjamin Compaoré	FRA	16.61
2008	Teddy Tamgho	FRA	17.33w
2010	Aleksey Fyodorov	RUS	16.68
2012	Pedro Pablo Pichardo	CUB	16.79
2014	Lázaro Martínez	CUB	17.13

Shot Put

1986	Aleksey Lukashenko	URS/LAT	18.90
1988	Aleksandr Klimenko	URS/UKR	18.92
1990	Viktor Bulat	URS/BLR	19.21
1992	Yuriy Belonog	EUN/UKR	18.46
1994	Adam Nelson	USA	18.34
1996	Ralf Bartels	GER	18.71
1998	Mikuláš Konopka	SVK	18.50
2000	Rutger Smith	NED	19.48
2002 ^{8kg}	Edis Elkasević	CRO	21.47
2004 ^{6kg}	Georgi Ivanov	BUL	20.70
2006 ^{6kg}	Margus Hunt	EST	20.53
2008 ^{6kg}	David Storl	GER	21.08
2010 ^{6kg}	Jacko Gill	NZL	20.76
2012 ^{6kg}	Jacko Gill	NZL	22.20
2014 ^{6kg}	Konrad Bukowiecki	POL	22.06

Discus Throw

1986	Vasil Baklarov	BUL	60.60
1988	Andreas Seelig	GDR	58.60

2010	United States		38.93	Jason Craig	leg 3/46.2		
	Mike Granger	leg 1		Kerron Clement	leg 4/44.8		
	Charles Silmon	leg 2		<i>Keith Hinnant</i>	<i>1h2-leg 1/46.7</i>		
	Eric Harris	leg 3		<i>Anthony Ramirez</i>	<i>1h2-leg 3/46.6</i>		
	Oliver Bradwell	leg 4		2006 United States		3:03.76	
	<i>Joel Hotchkins</i>	<i>1h2-leg 3</i>		Quentin Iglehart-Summers	leg 1 (split not taken)		
	<i>Marvin Bracy</i>	<i>1h2-leg 4</i>		Justin Oliver	leg 2 (split not taken)		
2012	United States		38.67	Bryshon Nellum	leg 3/46.16		
	Tyreek Hill	leg 1		Chris Carter	leg 4/45.72		
	Aldrich Bailey	leg 2		<i>Calvin Smith</i>	<i>1h1-leg 1 (split not taken)</i>		
	Arthur Delaney	leg 3		<i>Rodney Lockhart</i>	<i>1h1-leg 2 (split not taken)</i>		
	Aaron Ernest	leg 4		2008 United States		3:03.86	
	<i>Cameron Burrell</i>	<i>1h2-leg 1</i>		Marcus Boyd	leg 1/46.3e		
	<i>Arman Hall</i>	<i>1h2-leg 3</i>		Bryan Miller	leg 2/46.1e		
2014	United States		38.70	O'Neal Wilder	leg 3/45.31		
	Jalen Miller	leg 1		Jeshua Anderson	leg 4/46.18		
	Trayvon Bromell	leg 2		<i>Ryan Bailey</i>	<i>1h3-leg 3/46.11</i>		
	Kendal Williams	leg 3		<i>Christian Taylor</i>	<i>1h3-leg 4/46.24</i>		
	Trentavis Friday	leg 4		2010 United States		3:04.76	
	<i>Terry Jernigan</i>	<i>2h2-leg 3</i>		Josh Mance	leg 1/46.7e		
	<i>Michael Wells</i>	<i>2h2-leg 4</i>		Errol Nolan	leg 2/45.5e		
				David Verburg	leg 3/46.73		
4 x 400 Metres Relay				Michael Berry	leg 4/45.79		
1986	United States		3:01.90	<i>Blake Heriot</i>	<i>1h3-leg1/47.4e</i>		
	Clifton Campbell	leg 1/45.77		<i>Josh Edmonds</i>	<i>1h3-leg 3/46.43</i>		
	Chip Rish	leg 2/45.60		2012 United States		3:03.99	
	Percy Waddle	leg 3/45.92		Quincy Downing	leg 1/46.2e		
	William Reed	leg 4/44.61		Aldrich Bailey	leg 2/45.6e		
	<i>Clois Carter</i>	<i>1h3-leg 1</i>		Chidi Okezie	leg 3/46.38		
1988	United States		3:05.09	Arman Hall	leg 4/45.82		
	Jesse Carr	leg 1 (split not taken)		<i>Eric Futch</i>	<i>1h2-leg 2/46.9e</i>		
	Chris Nelloms	leg 2 (split not taken)		2014 United States		3:03.31	
	Jerome Williams	leg 3 (split not taken)		Josephus Lyles	leg 1/46.6e		
	Ralph Carrington	leg 4 (split not taken)		Tyler Brown	leg 2/45.9e		
1990	United States		3:02.26	Ricky Morgan	leg 3/45.89		
	Derek Mills	leg 1 (split not taken)		Michael Cherry	leg 4/44.91		
	Marvin Samuels	leg 2 (split not taken)		<i>Miles Parish</i>	<i>1h1-leg 3/46.35</i>		
	Reginald Harris	leg 3 (split not taken)					
	Chris Nelloms	leg 4 (split not taken)					
1992	United States		3:06.11				
	William Porter	leg 1/47.2					
	Milton Mallard	leg 2/46.8					
	Regan Nichols	leg 3/46.51					
	Deon Minor	leg 4/45.60					
1994	United States		3:03.32				
	Desmond Johnson	leg 1/47.3					
	Anthony Wheeler	leg 2/45.4					
	Milton Campbell	leg 3/45.20					
	Ramon Clay	leg 4/45.45					
	<i>Tyrell Harrison</i>	<i>2h3-leg 3/46.80</i>					
1996	United States		3:03.65				
	Desmond Johnson	leg 1/46.0					
	Jerome Davis	leg 2/44.7					
	Robin Martin	leg 3/47.51					
	Obea Moore	leg 4/45.49					
1998	Australia		3:04.74				
	Daniel McFarlane	leg 1/47.0					
	Daniel Batman	leg 2/46.2					
	Scott Thom	leg 3/46.36					
	Casey Vincent	leg 4/45.17					
	<i>Bryce Barnwell</i>	<i>2h1-leg 3/47.15</i>					
2000	Jamaica		3:06.06				
	Sékou Clarke	leg 1/47.9					
	Aldwyn Sappleton	leg 2/46.1					
	Pete Coley	leg 3/46.78					
	Brandon Simpson	leg 4/45.26					
	<i>Dwayne Barrett</i>	<i>3h2-leg 3/47.73</i>					
2002	United States		3:03.71				
	Kenneth Ferguson	leg 1/47.1					
	Darold Williamson	leg 2/45.0					
	Ashton Collins	leg 3/46.11					
	Jonathan Fortenberry	leg 4/45.55					
	<i>Bershawn Jackson</i>	<i>1h1-leg 3/45.78</i>					
2004	United States		3:01.09				
	Brandon Johnson	leg 1/45.2					
	LaShawn Merritt	leg 2/44.8					

WOMEN

100 Metres

1986	Tina Iheagwam	NGR	11.34
1988	Diana Dietz	GDR	11.18
1990	Andrea Philipp	GDR	11.36
1992	Nikole Mitchell	JAM	11.30
1994	Sabrina Kelly	USA	11.36
1996	Nora Ivanova	BUL	11.32
1998	Shakedia Jones	USA	11.19
2000	Veronica Campbell	JAM	11.12
2002	Lauryn Williams	USA	11.33
2004	Ashley Owens	USA	11.13
2006	Tezdzhan Naimova	BUL	11.28
2008	Jeneba Tarmoh	USA	11.37
2010	Jodie Williams	GBR	11.40
2012	Anthonique Strachan	BAH	11.20
2014	Dina Asher-Smith	GBR	11.23

200 Metres

1986	Fallilat Ogunkoya	NGR	23.11
1988	Katrin Krabbe	GDR	22.34w
1990	Diane Smith	GBR	23.10
1992	Hu Ling	CHN	23.14
1994	Heide Seyerling	RSA	22.80w
1996	Sylviane Félix	FRA	23.16
1998	Muriel Hurtis	FRA	23.22
2000	Veronica Campbell	JAM	22.87
2002	Vernicha James	GBR	22.93
2004	Shalonda Solomon	USA	22.82
2006	Tezdzhan Naimova	BUL	22.99
2008	Sheniqua Ferguson	BAH	23.24
2010	Stormy Kendrick	USA	22.99
2012	Anthonique Strachan	BAH	22.53
2014	Kaylin Whitney	USA	22.82w

400 Metres

1986	Susann Sieger	GDR	52.02
1988	Grit Breuer	GDR	51.24
1990	Fatima Yusuf	NGR	50.62
1992	Maria Nedelcu	ROU	51.84
1994	Olabisi Afolabi	NGR	51.97
1996	Andreea Burlacu	ROU	52.32
1998	Natalya Nazarova	RUS	52.02
2000	Jana Pittman	AUS	52.45
2002	Monique Henderson	USA	51.10
2004	Natasha Hastings	USA	52.04
2006	Danijela Grgic	CRO	50.78
2008	Sade Abugan	NGR	51.84
2010	Shaunae Miller	BAH	52.52
2012	Ashley Spencer	USA	50.50
2014	Kendall Baisden	USA	51.85

800 Metres

1986	Selina Chirchir	KEN	2:01.40
1988	Birte Bruhns	GDR	2:00.67
1990	Li Liu	CHN	2:03.95
1992	Lu Yi	CHN	2:02.91
1994	Mioara Cosulianu	ROU	2:04.95
1996	Claudia Gesell	GER	2:02.67
1998	Olga Mikayeva	RUS	2:05.34
2000	Jebet Langat	KEN	2:01.51
2002	Janeth Jepkosgei	KEN	2:00.80
2004	Natalya Koreyvo	BLR	2:01.47
2006	Olga Cristea	MDA	2:04.52
2008	Mirela Lavric	ROU	2:00.06
2010	Mirela Lavric	ROU	2:01.85
2012	Ajee' Wilson	USA	2:00.91
2014	Margaret Wambui	KEN	2:00.49

1500 Metres

1986	Ana Padurean	ROU	4:14.63
1988	Doina Homneac	ROU	4:12.94
1990	Qu Yunxia	CHN	4:13.67
1992	Liu Dong	CHN	4:05.14
1994	Anita Weyermann	SUI	4:13.97
1996	Kutre Dulecha	ETH	4:08.65
1998	Lan Lixin	CHN	4:10.05
2000	Abebech Nigusie	ETH	4:19.93
2002	Viola Kibiwott	KEN	4:12.57
2004	Nelya Neporadna	UKR	4:15.90
2006	Irene Jelagat	KEN	4:08.88
2008	Stephanie Twell	GBR	4:15.09
2010	Tizita Bogale	ETH	4:08.06
2012	Faith Kipyegon	KEN	4:04.96
2014	Dawit Seyaum	ETH	4:09.86

3000 Metres

1986	Cleopatra Palacian	ROU	9:02.91
1988	Ann Mwangi	KEN	9:13.99
1990	Simona Staicu	ROU	9:09.57
1992	Zhang Linli	CHN	8:46.86
1994	Gabriela Szabo	ROU	8:47.40
1996	Anita Weyermann	SUI	8:50.73
1998	Yin Lili	CHN	8:57.09
2000	Beatrice Jepchumba	KEN	9:08.80
2002	Meseret Defar	ETH	9:12.61
2004	Jebichi Yator	KEN	8:59.80
2006	Veronica Nyaruai	KEN	9:02.90
2008	Mercy Cheron	KEN	8:58.07
2010	Mercy Cheron	KEN	8:55.07
2012	Mercy Chepwogen	KEN	9:09.88
2014	Mary Cain	USA	8:58.48

5000 Metres

1996	Ayelech Worku	ETH	15:40.03
------	---------------	-----	----------

1998	Yin Lili	CHN	15:29.65
2000	Dorcus Inzikuru	UGA	16:21.32
2002	Meseret Defar	ETH	15:54.94
2004	Meselech Melkamu	ETH	15:21.52
2006	Xue Fei	CHN	15:31.61
2008	Sule Utura	ETH	16:15.59
2010	Genzebe Dibaba	ETH	15:08.06
2012	Buze Diriba	ETH	15:32.94
2014	Alemitu Haroye	ETH	15:10.08

10,000 Metres (replaced with 5000m from 1996)

1986	Katrin Kley	GDR	33:19.67
1988	Jane Ngotho	KEN	33:49.45
1990	Derartu Tulu	ETH	32:56.26
1992	Wang Junxia	CHN	32:29.90
1994	Yoko Yamazaki	JPN	32:34.11

3000 Metres Steeplechase

2004	Gladys Kipkemboi	KEN	9:47.26
2006	Caroline Chepkurui	KEN	9:40.95
2008	Christine Muyanga	KEN	9:31.35
2010	Purity Kirui	KEN	9:36.34
2012	Daisy Jepkemei	KEN	9:47.22
2014	Ruth Jebet	BRN	9:36.74

100 Metres Hurdles

1986	Heike Tillack	GDR	13.10
1988	Aliuska López	CUB	13.23
1990	Gillian Russell	JAM	13.31
1992	Gillian Russell	JAM	13.21
1994	Kirsten Bolm	GER	13.26
1996	Joyce Bates	USA	13.27
1998	Julie Pratt	GBR	13.75
2000	Susanna Kallur	SWE	13.02
2002	Anay Tejeda	CUB	12.81w
2004	Ronnetta Alexander	USA	13.28
2006	Yekaterina Shtepa	RUS	13.33
2008	Teona Rodgers	USA	13.40
2010	Isabelle Pedersen	NOR	13.30
2012	Morgan Snow	USA	13.38
2014	Kendell Williams	USA	12.89

400 Metres Hurdles

1986	Claudia Bartl	GDR	56.76
1988	Antje Axmann	GDR	57.47
1990	Nelly Voronkova	URS/BLR	55.84
1992	Georgeta Petrea	ROU	58.03
1994	Ionela Tirlea	ROU	56.25
1996	Ulrike Urbansky	GER	56.65
1998	Li Yulian	CHN	55.93
2000	Jana Pittman	AUS	56.27
2002	Lashinda Demus	USA	54.70
2004	Yekaterina Kostetskaya	RUS	55.55
2006	Kaliessa Spencer	JAM	55.11
2008	Takecia Jameson	USA	56.29
2010	Vera Rudakova	RUS	57.16
2012	Janeive Russell	JAM	56.62
2014	Shamier Little	USA	55.66

High Jump

1986	Karen Scholz	GDR	1.92
1988	Alina Astafei	ROU	2.00
1990	Svetlana Lavrova	URS/RUS	1.91
1992	Manuela Aigner	GER	1.93
1994	Olga Kaliturlina	RUS	1.88
1996	Yuliya Lyakhova	RUS	1.93
1998	Marina Kuptsova	RUS	1.88
2000	Blanka Vlašić	CRO	1.91
2002	Blanka Vlašić	CRO	1.96
2004	Irina Kovalenko	UKR	1.93
2006	Svetlana Radzivil	UZB	1.91

2008	Kimberly Jess	GER	1.86	1996	Ma Shuli	CHN	56.32
2010	Marija Vuković	MNE	1.91	1998	Liu Fengying	CHN	60.66
2012	Alessia Trost	ITA	1.91	2000	Xu Shaoyang	CHN	54.41
2014	Morgan Lake	GBR	1.93	2002	Ma Xuejun	CHN	58.85
Pole Vault							
1998	Monika Götz	GER	4.20	2004	Ma Xuejun	CHN	57.85
2000	Yelena Isinbaeva	RUS	4.20	2006	Dani Samuels	AUS	60.63
2002	Floé Kühnert	GER	4.40	2008	Xi Shangxue	CHN	54.96
2004	Lisa Ryschich	GER	4.30	2010	Yaimí Pérez	CUB	56.01
2006	Zhou Yang	CHN	4.30	2012	Anna Rüh	GER	62.38
2008	Valeriya Volik	RUS	4.40	2014	Izabela da Silva	BRA	58.03
2010	Angelica Bengtsson	SWE	4.25	Hammer Throw			
2012	Angelica Bengtsson	SWE	4.50	1998	Bianca Achilles	GER	61.79
2014	Alyona Lutkovskaya	RUS	4.50	2000	Ivana Brkijačić	CRO	62.22
Long Jump							
1986	Patricia Bille	GDR	6.70	2002	Ivana Brkijačić	CRO	65.39
1988	Fiona May	GBR	6.88w	2004	Mariya Smolyachkova	BLR	66.81
1990	Iva Prandzheva	BUL	6.53	2006	Bianca Perie	ROU	67.38
1992	Erica Johansson	SWE	6.65	2008	Bianca Perie	ROU	67.95
1994	Yelena Lysak	RUS	6.72w	2010	Sophie Hitchon	GBR	66.01
1996	Guan Yingnan	CHN	6.53	2012	Alexandra Tavernier	FRA	70.62
1998	Peng Fengmei	CHN	6.59	2014	Alyona Shamotina	UKR	66.05
2000	Conchi Montaner	ESP	6.47	Javelin Throw			
2002	Adina Anton	ROU	6.46	1986	Xiomara Rivero	CUB	62.86
2004	Denisa Scerbová	CZE	6.61	1988	Karen Forkel	GDR	61.44
2006	Rhonda Watkins	TTO	6.46	1990	Tanja Damaske	GDR	61.06
2008	Ivana Španović	SRB	6.61	1992	Claudia Isaila	ROU	63.04
2010	Irisdaymi Herrera	CUB	6.41	1994	Taina Uppa	FIN	59.02
2012	Katarina Johnson-Thompson	GBR	6.81w	1996	Osleidys Menéndez	CUB	60.96
2014	Akela Jones	BAR	6.34	1998	Osleidys Menéndez	CUB	68.17
Triple Jump							
1992	Anja Vokuhl	GER	13.47	2000	Jarmila Klimešová	CZE	54.82
1994	Yelena Lysak	RUS	14.43w	2002	Linda Brivule	LAT	55.35
1996	Tereza Marinova	BUL	14.62	2004	Vivian Zimmer	GER	58.50
1998	Baya Rahouli	ALG	14.04	2006	Sandra Schaffarzik	GER	60.45
2000	Anastasiya Ilyina	RUS	14.24	2008	Vira Rebyrk	UKR	63.01
2002	Mabel Gay	CUB	14.09	2010	Sanni Utrianen	FIN	56.69
2004	Anastasiya Taranova	RUS	13.94	2012	Sofi Flinck	SWE	61.40
2006	Kaire Leibak	EST	14.43	2014	Yekaterina Starygina	RUS	56.85
2008	Dailienis Alcántara	CUB	14.25	Heptathlon			
2010	Dailienis Alcántara	CUB	14.09	1986	Svetla Dimitrova	BUL	6041
2012	Ana Peleteiro	ESP	14.17	1988	Svetla Dimitrova	BUL	6289
2014	Rouguy Diallo	FRA	14.44w	1990	Beatrice Mau	GDR	6166
Shot Put							
1986	Heike Rohrmann	GDR	18.39	1992	Natalya Sazanovich	EUN/BLR	6036
1988	Ines Wittich	GDR	18.54	1994	Kathleen Gutjahr	GER	5918
1990	Qiu Qiaoping	CHN	18.20	1996	Yelizaveta Shalygina	RUS	5711
1992	Wang Yawen	CHN	18.05	1998	Shen Shengfei	CHN	5815
1994	Chen Xiaoyan	CHN	18.76	2000	Carolina Klüft	SWE	6056
1996	Song Feina	CHN	16.58	2002	Carolina Klüft	SWE	6470
1998	Nadezhda Ostapchuk	BLR	18.23	2004	Justine Robbeson	RSA	5868
2000	Kathleen Kluge	GER	17.37	2006	Tatyana Chernova	RUS	6227
2002	Valerie Adams	NZL	17.73	2008	Carolin Schäfer	GER	5833
2004	Michelle Carter	USA	17.55	2010	Dafne Schippers	NED	5967
2006	Melissa Boekelman	NED	17.66	2012	Yorgelis Rodríguez	CUB	5966
2008	Natalia Ducó	CHI	17.23	2014	Morgan Lake	GBR	6148
2010	Geisa Arcanjo	BRA	17.02	5000 Metres Walk (replaced with 10,000 Metres from 2000)			
2012	Shanice Craft	GER	17.15	1986	Wang Yan	CHN	22:03.65
2014	Guo Tianqian	CHN	17.71	1988	Mari Cruz Díaz	ESP	21:51.31
Discus Throw							
1986	Ilke Wyludda	GDR	64.02	1990	Susana Feitor	POR	21:44.30
1988	Ilke Wyludda	GDR	68.24	1992	Gao Hongmiao	CHN	21:20.03
1990	Natalya Kaptyukh	URS/RUS	61.44	1994	Irina Stankina	RUS	21:05.41
1992	Bao Dongying	CHN	58.34	1996	Irina Stankina	RUS	21:31.85
1994	Corrie de Bruin	NED	55.18	1998	Sabine Zimmer	GER	21:14.39
10,000 Metres Walk							
2000	Lyudmila Yefimkina	RUS	44:07.74				
2002	Fumi Mitsumura	JPN	46:01.51				
2004	Irina Petrova	RUS	45:50.39				
2006	Liu Hong	CHN	45:12.84				

2008	Tatyana Mineyeva	RUS	43:24.72	2012	United States		43.89
2010	Yelena Lashmanova	RUS	44:11.90		Morgan Snow	leg 1	
2012	Yekaterina Medvedyeva	RUS	45:41.74		Dezerea Bryant	leg 2	
2014	Anežka Drahotová	CZE	42:47.25		Jennifer Madu	leg 3	
					Shayla Sanders	leg 4	
					<i>Kali Davis-White</i>	<i>1h1-leg 2</i>	
4 x 100 Metres Relay				2014	United States		43.86
1986	United States		43.78		Teahna Daniels	leg 1	
	Carlette Guidry	leg 1			Ariana Washington	leg 2	
	Caryl Smith	leg 2			Jada Martin	leg 3	
	Denise Liles	leg 3			Kaylin Whitney	leg 4	
	Maicel Malone	leg 4			<i>Ky Westbrook</i>	<i>1h1-leg 4</i>	
1988	GDR		43.48	4 x 400 Metres Relay			
	Grit Breuer	leg 1		1986	United States		3:30.45
	Katrin Krabbe	leg 2			Gisele Harris	leg 1/53.01	
	Diana Dietz	leg 3			Kandice Pritchett	leg 2/53.19	
	Katrin Henke	leg 4			Tasha Downing	leg 3/52.18	
1990	Jamaica		43.82		Janeene Vickers	leg 4/52.07	
	Gillian Russell	leg 1		1988	GDR		3:28.39
	Revoli Campbell	leg 2			Manuela Derr	leg 1 (split not taken)	
	Merlene Frazer	leg 3			Stefanie Fabert	leg 2 (split not taken)	
	Nikole Mitchell	leg 4			Anke Wöhik	leg 3 (split not taken)	
1992	Jamaica		43.96		Grit Breuer	leg 4 (split not taken)	
	Gillian Russell	leg 1			<i>Antje Axmann</i>	<i>1h1-leg 1 (split not taken)</i>	
	Merlene Frazer	leg 2			<i>Daniela Steinecke</i>	<i>1h1-leg 2 (split not taken)</i>	
	Michelle Christie	leg 3		1990	Australia		3:30.38
	Nikole Mitchell	leg 4			Sophie Scamps	leg 1 (split not taken)	
	<i>Beverley Langley</i>	<i>1h1-leg 3</i>			Renée Poetschka	leg 2 (split not taken)	
1994	Jamaica		44.01		Kylie Hanigan	leg 3 (split not taken)	
	Tulia Robinson	leg 1			Susan Andrews	leg 4 (split not taken)	
	Beverley Langley	leg 2		1992	Romania		3:31.57
	Kerry-Ann Richards	leg 3			Georgeta Petrea	leg 1/55.9	
	Astia Walker	leg 4			Mariana Florea	leg 2/52.5	
	<i>Peta-Gaye Dowdie</i>	<i>1h1-leg 4</i>			Ionela Tirlea	leg 3/51.58	
1996	United States		43.79		Maria Nedelcu	leg 4/51.63	
	Andrea Anderson	leg 1		1994	United States		3:32.08
	Lakeesha White	leg 2			Cicely Scott	leg 1/54.0	
	Jernae Wright	leg 3			Monique Hennagan	leg 2/51.1	
	Nanceen Perry	leg 4			Michelle Brown	leg 3/54.87	
1998	United States		43.52		Jowanna McMullen	leg 4/54.11	
	Angela Williams	leg 1			<i>Yvonne Harrison</i>	<i>1h1-leg 3/54.61</i>	
	Keyon Soley	leg 2		1996	Germany		3:31.12
	Myra Combs	leg 3			Peggy Müller	leg 1/54.5	
	Shakedia Jones	leg 4			Claudia Gesell	leg 2/52.4	
	<i>Miesha Withers</i>	<i>1h1-leg 4</i>			Doreen Harstick	leg 3/52.05	
2000	Germany		43.91		Ulrike Urbansky	leg 4/52.16	
	Christa Kaufmann	leg 1			<i>Claudia Marx</i>	<i>1h1-leg 1 (split not taken)</i>	
	Sina Schielke	leg 2			<i>Jennifer Vollrath</i>	<i>1h1-leg 3/55.33</i>	
	Kerstin Grötzingler	leg 3		1998	Jamaica		3:32.29
	Katchi Habel	leg 4			Patricia Hall	leg 1/54.8	
2002	Jamaica		43.40		Peta Gaye Gayle	leg 2/53.2	
	Sherone Simpson	leg 1			Keisha Downer	leg 3/52.55	
	Kerron Stewart	leg 2			Allison Beckford	leg 4/51.72	
	Anneisha McLaughlin	leg 3			<i>Shellene Williams</i>	<i>1h1-leg 1/54.4</i>	
	Simone Facey	leg 4			<i>Sashanie Simpson</i>	<i>1h1-leg 2/55.6</i>	
	<i>Nadine Palmer</i>	<i>1h1-leg 2</i>		2000	Great Britain & NI		3:33.82
2004	United States		43.49		Kim Wall	leg 1/54.1	
	Ashley Owens	leg 1			Jenny Meadows	leg 2/53.0	
	Juanita Broadus	leg 2			Helen Thieme	leg 3/53.18	
	Jasmine Baldwin	leg 3			Lisa Miller	leg 4/53.53	
	Shalonda Solomon	leg 4			<i>Heather Brookes</i>	<i>2h1-leg 1/56.4</i>	
	<i>Cleo Tyson</i>	<i>1h1-leg 4</i>		2002	United States		3:29.95
2006	United States		43.39		Christina Hardeman	leg 1/54.1	
	Jeneba Tarmoh	leg 1			Monique Henderson	leg 2/51.1	
	Alexandria Anderson	leg 2			Tiffany Ross	leg 3/53.51	
	Elizabeth Olear	leg 3			Lashinda Demus	leg 4/51.29	
	Gabby Mayo	leg 4			<i>Sanya Richards</i>	<i>1h2-leg 3/55.0</i>	
	<i>Kenyanina Wilson</i>	<i>1h2-leg 4</i>		2004	United States		3:27.60
2008	United States		43.66		Alexandria Anderson	leg 1/52.4	
	Jeneba Tarmoh	leg 1			Ashlee Kidd	leg 2/52.4	
	Shayla Mahan	leg 2			Stephanie Smith	leg 3/51.1	
	Gabby Glenn	leg 3			Natasha Hastings	leg 4/51.8	
	Tiffany Townsend	leg 4			<i>Nicole Leach</i>	<i>1h1-leg 1/52.6</i>	
2010	United States		43.44		<i>Deonna Lawrence</i>	<i>1h1-leg 3/52.8</i>	
	Stormy Kendrick	leg 1		2006	United States		3:29.01
	Takeia Pinckney	leg 2			Jessica Beard	leg 1 (split not taken)	
	Dezerea Bryant	leg 3					
	Ashley Collier	leg 4					

(2006)	Brandi Cross	leg 2 (split not taken)	
	Sade Williams	leg 3 (split not taken)	
	Nicole Leach	leg 4 (split not taken)	
	Jessica Young	1h2-leg 2 (split not taken)	
	Erin Humphrey	1h2-leg 3/54.57	
2008	United States		3:30.19
	Lanie Whittaker	leg 1/53.3e	
	Jessica Beard	leg 2/51.0e	
	Erica Alexander	leg 3/52.53	
	Takecia Jameson	leg 4/53.37	
2010	United States		3:31.20
	Diamond Dixon	leg 1/54.6e	
	Stacey-Ann Smith	leg 2/52.1e	
	Laura Roesler	leg 3/52.32	
	Regina George	leg 4/52.22	
2012	United States		3:30.01
	Sanura Eley-O'Reilly	2h1-leg 1/55.1e	
	Briana Nelson	2h1 leg 4/52.82	
	Erika Rucker	leg 1/52.4e	
	Olivia Ekponé	leg 2/52.9e	
2014	United States		3:30.42
	Kendall Baisden	leg 3/53.97	
	Ashley Spencer	leg 4/50.70	
	Kendall Baisden	1h3-leg 1/53.9e	
	Robin Reynolds	1h3-leg 2/54.0e	
	Shamier Little	leg 1/52.7e	
	Olivia Baker	leg 2/52.9e	
	Shakima Wimbley	leg 3/52.47	
	Kendall Baisden	leg 4/52.31	
	Felicia Majors	1h2-leg 2/53.3e	
Aaliyah Barnes	1h2-leg 3/52.46		

IAAF WORLD UNDER-18 CHAMPIONSHIPS

Venues- 1999: Bydgoszcz (16-18 Jul); 2001: Debrecen (11-15 Jul); 2003: Sherbrooke (9-13 Jul); 2005: Marrakech (13-17 Jul); 2007: Ostrava (11-15 Jul); 2009: Bressanone (8-12 Jul); 2011: Lille (6-10 Jul); 2013: Donetsk (10-14 Jul); 2015: Cali (15-19 Jul)

MEN

100 Metres

1999	Mark Lewis-Francis	GBR	10.40
2001	Darrel Brown	TTO	10.31
2003	Yahya Saed Al-Kahes	KSA	10.69
2005	Harry Aikines-Aryeetey	GBR	10.35
2007	Dexter Lee	JAM	10.51
2009	Prezel Hardy	USA	10.57
2011	Odail Todd	JAM	10.51
2013	Mo Youxue	CHN	10.35
2015	Abdul Hakim Sani Brown	JPN	10.28

200 Metres

1999	Tim Benjamin	GBR	20.72
2001	Jonathan Wade	USA	20.95
2003	Usain Bolt	JAM	20.40
2005	Harry Aikines-Aryeetey	GBR	20.91
2007	Ramone McKenzie	JAM	20.67
2009	Kirani James	GRN	21.05
2011	Stephen Newbold	BAH	20.89
2013	Michael O'Hara	JAM	20.63
2015	Abdul Hakim Sani Brown	JPN	20.34

400 Metres

1999	Mandla Nkosi	RSA	46.94
2001	Karol Grzegorzczak	POL	46.90
2003	Nagmeldin Ali Abubakr	SUD	46.10
2005	Adam Mohamed Al-Noor	SUD	46.56

2007	Chris Clarke	GBR	46.74
2009	Kirani James	GRN	45.24
2011	Arman Hall	USA	46.01
2013	Martin Manley	JAM	45.89
2015	Christopher Taylor	JAM	45.27

800 Metres

1999	Nicholas Wachira	KEN	1:50.70
2001	Salam Al-Badri	QAT	1:50.15
2003	Mohammed Al-Salhi	KSA	1:48.79
2005	Gilbert Keter	KEN	1:48.42
2007	Geoffrey Kibet	KEN	1:49.99
2009	Johan Rogestedt	SWE	1:50.92
2011	Leonard Kosencha	KEN	1:44.08
2013	Alfred Kipketer	KEN	1:48.01
2015	Willy Tarbei	KEN	1:45.58

1500 Metres

1999	Cornelius Chirchir	KEN	3:44.02
2001	Isaac Songok	KEN	3:36.78
2003	Benson Esho	KEN	3:44.94
2005	Belal Mansoor Ali	BRN	3:36.98
2007	Fredrick Ndunge	KEN	3:44.27
2009	Gideon Mageka	KEN	3:37.36
2011	Teshome Direessa	ETH	3:39.13
2013	Robert Biwott	KEN	3:36.77
2015	Kumari Taki	KEN	3:36.38

3000 Metres

1999	Pius Muli	KEN	8:08.16
2001	Markos Geneti	ETH	7:55.82
2003	Augustine Choge	KEN	7:52.53
2005	Abraham Cherkos	ETH	8:00.90
2007	Daniel Salel	KEN	7:57.18
2009	Isiah Koech	KEN	7:51.51
2011	William Sitonik	KEN	7:40.10
2013	Vedic Cheruiyot	KEN	8:26.25
2015	Richard Yator	KEN	7:54.45

2000 Metres Steeplechase

1999	Cheruiyot Cheronro	KEN	5:31.89
2001	David Kirwa	KEN	5:33.40
2003	Ronald Rutto	KEN	5:30.27
2005	Abel Mutai	KEN	5:24.69
2007	Legesse Lamiso	ETH	5:30.81
2009	Hillary Yego	KEN	5:25.33
2011	Conselus Kipruto	KEN	5:28.65
2013	Meresa Kassaye	ETH	5:19.99
2015	Vincent Kipyegon	KEN	5:27.58

100 Metres Hurdles ^{91.4cm}

1999	Ladji Doucouré	FRA	13.26
2001	Nassim Messjian	QAT	13.27
2003	Jason Richardson	USA	13.29
2005	Cordera Jenkins	USA	13.35
2007	Wayne Davis	USA	13.18
2009	Dale Morgan	USA	13.28
2011	Andries van der Merwe	RSA	13.41
2013	Jaheel Hyde	JAM	13.13
2015	Matteo Ngo	FRA	13.53

400 Metres Hurdles

1999	Marthinus Kritzinger	RSA	49.86
2001	Amine Alozen	SYR	50.25
2003	Jason Richardson	USA	49.91
2005	Mohammed Daak	KSA	50.90
2007	William Wynne	USA	49.01
2009	Norge Sotomayor	CUB	51.30
2011	Yegor Kuznetsov	RUS	50.97
2013	Marvin Williams	JAM	50.39
2015	Norman Grimes	USA	49.11

High Jump

1999	Jacques Freitag	RSA	2.16
2001	Aleksey Dmitrik	RUS	2.23
2003	Martin Günther	GER	2.11
2005	Huang Haiqiang	CHN	2.27
2007	Wang Chen	CHN	2.22
2009	Dmitriy Kroyter	ISR	2.20
2011	Gaël Levéque	FRA	2.13
2013	Woo Sang-Hyeok	KOR	2.20
2015	Stefano Sottile	ITA	2.20

Pole Vault

1999	Sébastien Homo	FRA	5.20
2001	Artyom Kuptsov	RUS	5.15
2003	Germán Chiaraviglio	ARG	5.15
2005	Yang Yansheng	CHN	5.25
2007	Nico Weiler	GER	5.26
2009	Jin Min-Sub	KOR	5.15
2011	Robert Renner	SLO	5.25
2013	Harry Coppell	GBR	5.25
2015	Armand Duplantis	SWE	5.30

Long Jump

1999	Shang Yapeng	CHN	7.80
2001	Thiago Carahyba Dias	BRA	7.72
2003	Naohira Shinada	JPN	7.61
2005	Chris Noffke	AUS	7.97w
2007	Yasumichi Konishi	JPN	7.52w
2009	Suphanara Suksawat	THA	7.65
2011	Lin Qing	CHN	7.83
2013	Anatoliy Ryapolov	RUS	7.79
2015	Maykel D. Massó	CUB	8.05

Triple Jump

1999	Ibrahim Mahmedin	QAT	15.96
2001	Jonathan Moore	GBR	16.36
2003	Denny Fernández	CUB	15.77
2005	Héctor Fuentes	CUB	16.63
2007	Christian Taylor	USA	15.98
2009	Ben Williams	GBR	15.91
2011	Latario Minns	BAH	16.06
2013	Lázaro Martínez	CUB	16.63
2015	Cristian Atanay Nápoles	CUB	16.13

Shot Put 5Kg

1999	Robert Häggblom	FIN	19.76
2001	Georgi Ivanov	BUL	19.73
2003	Liu Feng	CHN	21.45
2005	J. P. Hoffman	RSA	20.99
2007	David Stori	GER	21.40
2009	Ryan Crouser	USA	21.56
2011	Jacko Gill	NZL	24.35
2013	Patrick Müller	GER	22.02
2015	Adrian Piperi	USA	22.00

Discus Throw 1.5Kg

1999	Chang Ming-Huang	TPE	64.14
2001	Khaled Al-Suwaidi	QAT	62.67
2003	Ronnie Buckley	AUS	64.34
2005	Ali Shahrokhi	IRI	61.07
2007	Mykyta Nesterenko	UKR	68.54
2009	Hamid Mansoor	SYR	64.20
2011	Fedrick Dacres	JAM	67.05
2013	Matt Denny	AUS	67.54
2015	Werner Visser	RSA	64.24

Hammer Throw 5Kg

1999	Krisztián Pars	HUN	74.76
2001	József Horváth	HUN	80.11
2003	Mikhail Levin	RUS	76.41

2005	Sándor Pálhegyi	HUN	81.89
2007	Andriy Martynyuk	UKR	76.09
2009	Chen Hongqiu	CHN	74.93
2011	Bence Pásztor	HUN	82.60
2013	Matiya Gregurić	CRO	79.38
2015	Hlib Piskunov	UKR	84.91

Javelin Throw 700g

1999	Joachim Kiteau	FRA	79.65
2001	Teemu Wirkkala	FIN	76.18
2003	Júlio César de Oliveira	BRA	81.16
2005	Noel Meyer	RSA	80.52
2007	Tuomas Laaksonen	FIN	79.71
2009	Huang Shih-Feng	TPE	74.00
2011	Reinhardt van Zyl	RSA	82.96
2013	Matiya Muhar	SLO	78.84
2015	Paul Jacobus Botha	RSA	78.49

Octathlon (replaced with Decathlon from 2015)

2001	Rene Oruman	EST	6219
2003	Andrés Silva	URU	6456
2005	Yordani García	CUB	6482
2007	Shane Brathwaite	BAR	6261
2009	Kevin Mayer	FRA	6478
2011	Jake Stein	AUS	6491
2013	Karsten Warholm	NOR	6451

Decathlon

2015	Niklas Kaul	GER	8002
------	-------------	-----	------

10,000 Metres Walk

1999	Yevgeniy Demkov	RUS	42:26.07
2001	Vladimir Kanaykin	RUS	42:55.75
2003	Aleksandr Prokhorov	RUS	42:16.16
2005	Sergey Morozov	RUS	42:26.92
2007	Stanislav Yemelyanov	RUS	41:49.91
2009	Hagen Pohle	GER	41:35.99
2011	Pavel Parshin	RUS	40:51.31
2013	Toshikazu Yamanishi	JPN	41:53.80
2015	Sergey Shirobov	RUS	42:24.41

4 x 100 Metres Relay

1999	Jamaica		40.03
	Winston Smith	leg 1	
	Michael Frater	leg 2	
	Davaon Spence	leg 3	
	Omar Brown	leg 4	

Medley Relay

1999	United States		1:51.29
	Jonathan Lott	leg 1/400m	
	Bryan Sears	leg 2/300m	
	Travon Walton	leg 3/200m	
	Ivory McCann	leg 4/100m	
2001	Poland		1:50.46
	Tomasz Kaska	leg 1/100m	
	Piotr Zrada	leg 2/200m	
	Piotr Kędzia	leg 3/300m	
	Karol Grzegorzczyk	leg 4/400m	
	Marcin Badurek	1h4-leg 2/200m	
2003	United States		1:52.03
	Jay Cooper	leg 1/100m	
	Michael Grant	leg 2/200m	
	Jamaal Charles	leg 3/300m	
	Cedric Goodman	leg 4/400m	
	Lionel Larry	2h1-leg 2/200m	
	Jarrith Jones	2h1-leg 3/300m	
2005	United States		1:51.19
	Isaiah Green	leg 1/100m	
	Devin Mays	leg 2/200m	
	Zach Chandy	leg 3/300m	
	Bryshon Nellum	leg 4/400m	

Pole Vault

1999	Yelena Isinbaeva	RUS	4.10
2001	Silke Spiegelburg	GER	4.00
2003	Lisa Ryzih	GER	4.05
2005	Ekaterini Stefanidi	GRE	4.30
2007	Vicky Parnov	AUS	4.35
2009	Angelica Bengtsson	SWE	4.32
2011	Desiree Singh	GER	4.25
2013	Robeilys Peinado	VEN	4.25
2015	Elienor Werner	SWE	4.26

Long Jump

1999	Zhou Yangxia	CHN	6.29
2001	Shermin Oksuz	AUS	6.41
2003	Cristine Spataru	ROU	6.41
2005	Arantxa King	BER	6.39
2007	Darya Klishina	RUS	6.47
2009	Lu Minjia	CHN	6.22
2011	Chanice Porter	JAM	6.22
2013	Florentina Marincu	ROU	6.42
2015	Tara Davis	USA	6.41

Triple Jump

1999	Mabel Gay	CUB	13.82
2001	Alina Popescu	ROU	13.76
2003	Cristine Spataru	ROU	13.86
2005	Sha Li	CHN	13.81
2007	Dailenis Alcántara	CUB	13.63
2009	Yana Borodina	RUS	13.63
2011	Sokhna Galle	FRA	13.62w
2013	Florentina Marincu	ROU	13.75
2015	Georgiana Iuliana Anitei	ROU	13.49

Shot Put

1999 ^{4Kg}	Hong Mei	CHN	15.57
2001 ^{4Kg}	Valerie Adams	NZL	16.87
2003 ^{4Kg}	Jiang Limin	CHN	15.60
2005 ^{4Kg}	Simoné du Toit	RSA	16.33
2007 ^{4Kg}	Aliona Hryshko	BLR	15.91
2009 ^{4Kg}	Lena Urbaniaik	GER	15.28
2011 ^{4Kg}	Guo Tianqiang	CHN	15.24
2013 ^{3Kg}	Emel Dereli	TUR	20.14
2015 ^{3Kg}	Julia Ritter	GER	18.53

Discus Throw ^{1Kg}

1999	Hong Mei	CHN	52.18
2001	Ma Xuejun	CHN	54.93
2003	Lisandra Rodríguez	CUB	48.56
2005	Dani Samuels	AUS	54.09
2007	Julia Fischer	GER	51.39
2009	Li Shanshan	CHN	51.65
2011	Rosalía Vázquez	CUB	53.51
2013	Xie Yuchen	CHN	56.34
2015	Alexandra Emelianov	MDA	52.78

Hammer Throw

1999 ^{4Kg}	Kamila Skolimowska	POL	63.94
2001 ^{4Kg}	Andrea Kéri	HUN	59.86
2003 ^{4Kg}	Valentina Srsa	CRO	61.18
2005 ^{4Kg}	Bianca Perie	ROU	62.27
2007 ^{4Kg}	Bianca Perie	ROU	64.61
2009 ^{4Kg}	Barbara Špiler	SLO	59.33
2011 ^{4Kg}	Louisa James	GBR	57.13
2013 ^{3Kg}	Réka Gyurátz	HUN	73.20
2015 ^{3Kg}	Sofiya Palkina	RUS	67.82

Javelin Throw

1999 ^{600g}	Olivia Norris	GER	52.03
2001 ^{600g}	Kimberly Mickle	AUS	51.83
2003 ^{600g}	Xue Juan	CHN	56.82

2005 ^{600g}	Zhang Li	CHN	56.66
2007 ^{600g}	Tazmin Brits	RSA	51.71
2009 ^{600g}	Anastasiya Svechnikova	UZB	53.25
2011 ^{600g}	Christin Hussong	GER	59.74
2013 ^{500g}	Mackenzie Little	AUS	61.47
2015 ^{500g}	Haruka Kitaguchi	JPN	60.35

Heptathlon

2001	Annett Wichmann	GER	5470
2003	Marisa de Aniceto	FRA	5458
2005	Tatyana Chernova	RUS	5875
2007	Katerina Cachová	CZE	5641
2009	Katarina Thompson	GBR	5750
2011	Yusleidys Mendietta	CUB	5697
2013 ^{yth}	Celina Leffler	GER	5747
2015 ^{yth}	Géraldine Ruckstuhl	SUI	6037

5000 Metres Walk

1999	Tatyana Kozlova	RUS	22:31.93
2001	Jiang Kun	CHN	22:49.21
2003	Vera Sokolova	RUS	22:50.23
2005	Tatyana Kalmykova	RUS	22:14.47
2007	Tatyana Kalmykova	RUS	20:28.05
2009	Yelena Lashmanova	RUS	22:55.45
2011	Kate Veale	IRL	21:45.59
2013	Olga Shargina	RUS	23:13.91
2015	Ma Zhenxia	CHN	22:41.08

4 x 100 Metres Relay

1999	Jamaica		44.30
	Nadine Palmer	leg 1	
	Melanie Walker	leg 2	
	Veronica Campbell	leg 3	
	Lisa Sharpe	leg 4	

Medley Relay

1999	United States		2:07.71
	Stephanie Durst	leg 1/400m	
	LaShauntea Moore	leg 2/300m	
	Christy Fairley	leg 3/200m	
	Monique Henderson	leg 4/100m	
	Ashley Mitchell	1h3-leg 2/200m	
	Robin Mortel	1h3-leg 4/100m	
2001	United States		2:03.83
	Ashley Lodree	leg 1/100m	
	Allyson Felix	leg 2/200m	
	Angel Perkins	leg 3/300m	
	Stephanie Smith	leg 4/400m	
2003	United States		2:03.87
	Jessica Onyepunuka	leg 1/100m	
	Alexandria Anderson	leg 2/200m	
	Krystin Lacy	leg 3/300m	
	Natasha Hastings	leg 4/400m	
	Brandi Cross	1h2-leg 3/300m	
	Lauren Austin	1h2-leg 4/400m	
2005	United States		2:03.93
	Khrystal Carter	leg 1/100m	
	Ebony Collins	leg 2/200m	
	Bianca Knight	leg 3/300m	
	Brandi Cross	leg 4/400m	
	Elan Hilaire	1h1-leg 3/300m	
2007	United States		2:05.74
	Chalonda Goodman	leg 1/100m	
	Ashton Purvis	leg 2/100m	
	Ryann Kraiss	leg 3/300m	
	Erica Alexander	leg 4/400m	
	Kiani Profit	1h2-leg 3/300m	
	Dalilah Muhammad	1h2-leg 4/400m	
2009	United States		2:04.32
	Jordan Clark	leg 1/100m	
	Ashton Purvis	leg 2/200m	
	Briana Nelson	leg 3/300m	
	Ebony Eutsey	leg 4/400m	
	Michelle Brown	1h2-leg 3/300m	

2011	Jamaica		2:03.42
	Christiana Williams	leg 1/100m	
	Shericka Jackson	leg 2/200m	
	Chrisann Gordon	leg 3/300m	
	Olivia James	leg 4/400m	
2013	United States		2:05.15
	Dior Hall	leg 1/100m	
	Ky Westbrook	leg 2/200m	
	Raevyn Rogers	leg 3/300m	
	Olivia Baker	leg 4/400m	
	Chyna Ries	1h3-leg 1	

(2001)	Benjamin Limo	3/12:43	
	Sammy Kipketer	4/12:44	
	Cyrus Kataron	5/12:45	
	Albert Chepkurui	(6/12:46)	
	John Kibowen	(7/12:49)	
2002	Kenya		20
	Luke Kipkosgei	2 (2/12:11)	
	Sammy Kipketer	4 (4/12:26)	
	Julius Nyamu	6 (6/12:30)	
	Joseph Kosgei	8 (8/12:32)	
	Abraham Chebii	(24/12:45)	
	Sammy Kiplagat	(51/12:59)	
2003	Kenya		14
	John Kibowen	2 (2/11:04)	
	Benjamin Limo	3 (3/11:06)	
	Michael Kipyego	4 (4/11:18)	
	Thomas Kiplitan	5 (5/11:20)	
	David Kilel	(8/11:25)	
	Evans Kipchumba	(21/11:42)	
2004	Ethiopia		17
	Kenenisa Bekele	1/11:31	
	Gebre-egziabher Gebremariam	2/11:36	
	Maregu Zewdie	3/11:42	
	Dejene Berhanu	11/11:56	
	Hussen Adilo	(29/12:10)	
	Mohamed Awol	(31/12:12)	
2005	Ethiopia		23
	Kenenisa Bekele	1/11:33	
	Maregu Zewdie	6/11:43	
	Dejene Berhanu	7/11:43	
	Gebre-egziabher Gebremariam	9/11:54	
	Abera Chane	(12/11:58)	
	Mohamed Awol	(26/12:18)	
2006	Kenya		21
	Isaac Songok	2/10:55	
	Benjamin Limo	4/11:00	
	Augustine Choge	7/11:03	
	Edwin Soi	8/11:06	
	Brimin Kipruto	(18/11:17)	
	Yusuf Biwott	(20/11:18)	

IAAF WORLD CROSS COUNTRY CHAMPIONSHIPS

Venues - 1973: Waregem (17 Mar); 1974: Monza (16 Mar); 1975: Rabat (16 Mar); 1976: Chepstow (28 Feb); 1977: Düsseldorf (20 Mar); 1978: Glasgow (25 Mar); 1979: Limerick (25 Mar); 1980: Paris (9 Mar); 1981: Madrid (28 Mar); 1982: Roma (21 Mar); 1983: Gateshead (20 Mar); 1984: New York (25 Mar); 1985: Lisboa (24 Mar); 1986: Neuchâtel (23 Mar); 1987: Warzawa (22 Mar); 1988: Auckland (26 Mar); 1989: Stavanger (19 Mar); 1990: Aix-les-Bains (25 Mar); 1991: Antwerpen (24 Mar); 1992: Boston (21 Mar); 1993: Amorebieta (23 Mar); 1994: Budapest (26 Mar); 1995: Durham (25 Mar); 1996: Cape Town (23 Mar); 1997: Torino (23 Mar); 1998: Marrakech (21/22 Mar); 1999: Belfast (27/28 Mar); 2000: Vilamoura (18/19 Mar); 2001: Oostende (24/25 Mar); 2002: Dublin (23/24 Mar); 2003: Lausanne (29/30 Mar); 2004: Brussels (20/21 Mar); 2005: St. Galmier (19/20 Mar); 2006: Fukuoka (1/2 Apr); 2007: Mombasa (24 Mar); 2008: Edinburgh (30 Mar); 2009: Amman (28 Mar); 2010: Bydgoszcz (27 Mar); 2011: Punta Umbria (20 Mar); 2013 Bydgoszcz (24 Mar); 2015: Guiyang (28 Mar)

MEN

Short Course (1998-2006)

1998	John Kibowen	KEN	10:43
1999	Benjamin Limo	KEN	12:28
2000	John Kibowen	KEN	11:11
2001	Enock Koech	KEN	12:40
2002	Kenenisa Bekele	ETH	12:11
2003	Kenenisa Bekele	ETH	11:01
2004	Kenenisa Bekele	ETH	11:31
2005	Kenenisa Bekele	ETH	11:33
2006	Kenenisa Bekele	ETH	10:54

Teams

1998	Kenya		10
	John Kibowen	1/10:43	
	Daniel Komen	2/10:46	
	Paul Kosgei	3/10:50	
	Benjamin Limo	4/10:59	
	John Kosgei	(5/11:04)	
	Kipkirui Misoi	(8/11:10)	
1999	Kenya		14
	Benjamin Limo	1/12:28	
	Paul Kosgei	2/12:31	
	James Koskei	5/12:38	
	Daniel Gachara	6/12:41	
	John Kosgei	(8/12:45)	
	Stephen Rerimoi	(14/12:57)	
2000	Kenya		10
	John Kibowen	1/11:11	
	Sammy Kipketer	2/11:12	
	Paul Kosgei	3/11:15	
	Leonard Mucheru	4/11:21	
	Abraham Chebii	(5/11:25)	
	Philip Mosima	(7/11:29)	
2001	Kenya		13
	Enock Koech	1/12:40	

Long Course

1973	Pekka Päivärintä	FIN	35:46.4
1974	Erik De Beck	BEL	35:23.8
1975	Ian Stewart	SCO/GBR	35:20.0
1976	Carlos Lopes	POR	34:47.8
1977	Léon Schots	BEL	37:43.0
1978	John Treacy	IRL	39:25
1979	John Treacy	IRL	37:20
1980	Craig Virgin	USA	37:02
1981	Craig Virgin	USA	35:05
1982	Mohamed Kedir	ETH	33:40.5
1983	Bekele Debele	ETH	36:52
1984	Carlos Lopes	POR	33:25
1985	Carlos Lopes	POR	33:33
1986	John Ngugi	KEN	35:32.9
1987	John Ngugi	KEN	36:07
1988	John Ngugi	KEN	34:32
1989	John Ngugi	KEN	39:42
1990	Khalid Skah	MAR	34:21
1991	Khalid Skah	MAR	33:53
1992	John Ngugi	KEN	37:05
1993	William Sigei	KEN	32:15
1994	William Sigei	KEN	34:29
1995	Paul Tergat	KEN	34:05
1996	Paul Tergat	KEN	33:44
1997	Paul Tergat	KEN	35:11
1998	Paul Tergat	KEN	34:01
1999	Paul Tergat	KEN	38:28
2000	Mohammed Mourhit	BEL	35:00
2001	Mohammed Mourhit	BEL	39:53
2002	Kenenisa Bekele	ETH	34:52
2003	Kenenisa Bekele	ETH	35:56

2004	Kenenisa Bekele	ETH	35:52
2005	Kenenisa Bekele	ETH	35:06
2006	Kenenisa Bekele	ETH	35:40
2007	Zersenay Tadese	ERI	35:50
2008	Kenenisa Bekele	ETH	34:38
2009	Gebre-egziabher Gebremariam	ETH	35:02
2010	Joseph Ebuya	KEN	33:00
2011	Imane Merga	ETH	33:50
2013	Japheth Korir	KEN	32:45
2015	Geoffrey Kamworor	KEN	34:52

Teams

1973	Belgium		109
	Willy Polleunis	5/36:05.0	
	Gaston Roelants	8/36:13.0	
	Eric de Beck	18	
	Erik Gijssels	19	
	Karel Lismont	28	
	Marc Smet	31	
	Edgard Salvé	(40)	
	Herman Parmentier	(98)	
	Gaston Heleven	(DNF)	
1974	Belgium		103
	Eric de Beck	1/35:23.8	
	Karel Lismont	3/36:26.6	
	Marc Smet	13/36:00.8	
	Gaston Roelants	14/36:03.2	
	Frank Grillaert	27/36:32.6	
	Erik Gijssels	45	
	Achille Vaes	(50)	
	Hendrik Schoofs	(75)	
1975	New Zealand		127
	John Walker	4/35:45.0	
	Euan Robertson	5/35:46.0	
	David Sirl	25	
	John Dixon	26	
	John Sheddian	33	
	Bryan Rose	34	
	Jack Foster	(36)	
	Kevin Ryan	(72)	
	Dick Quax	(113)	
1976	England	GBR	90
	Tony Simmons	2/35:04.0	
	Bernie Ford	3/35:07.0	
	David Slater	15/35:40.0	
	Grenville Tuck	16/35:40.0	
	David Black	26/35:56.0	
	Mike Tagg	28/35:59.0	
	Steve Kenyon	(47/36:17.0)	
	Andy Holden	(112/37:35.0)	
	Dennis Coates	(129/38:08.0)	
1977	Belgium		126
	Léon Schots	1/37:43.0	
	Karel Lismont	7/38:04.0	
	Eric de Beck	18/38:29.0	
	Willy Polleunis	22/38:36.0	
	Frank Grillaert	27/38:50.0	
	Eddy van Mullen	51/38:54.0	
	Eddy Rombaux	(74/38:57.2)	
	Paul Thijs	(154/41:42.0)	
	Emiel Puttemans	(DNF)	
1978	France		151
	Pierre Levisse	10/40:15	
	Lucien Rault	13/40:19	
	Radhouane Bouster	18/40:25	
	Alexandre Gonzalez	32/40:56	
	Thierry Watrice	35/40:58	
	Jean-Paul Gomez	43/41:18	
	Jean-Luc Paugam	(63/41:50)	
	Jean-Luc Lemire	(64/41:52)	
	Dominique Coux	(105/43:02)	
1979	England	GBR	119
	Julian Goater	9/37:53	
	Mike McLeod	14/38:07	
	Andy Holden	20/38:20	
	Nick Rose	21/38:29	
	Bernie Ford	22/38:29	

(1979)	Nick Lees	33/38:42	
	Roy Bailey	(37/38:46)	
	Ken Newton	(73/39:31)	
	Barry Smith	(89/39:47)	
1980	England	GBR	100
	Nick Rose	3/37:05	
	Bernie Ford	10/37:25	
	Barry Smith	14/37:33	
	Steve Kenyon	17/37:44	
	Nick Lees	19/37:47	
	Graham Tuck	37/38:08	
	Hugh Jones	(40/38:17)	
	Nick Brawn	(64/38:45)	
	Barry Knight	(92/39:12)	
1981	Ethiopia		81
	Mohamed Kedir	2/35:07	
	Girma Berhanu	7/35:22	
	Dereje Nedi	13/35:39	
	Kebede Balcha	14/35:40	
	Miruts Yifter	15/35:42	
	Eshetu Tura	30/35:59	
	Hana Girma	(32/35:59)	
	Tolossa Kotu	(75/36:30)	
1982	Ethiopia		98
	Mohamed Kedir	1/33:40.5	
	Eshetu Tura	6/34:07.7	
	Wodajo Bulti	12/34:28.5	
	Miruts Yifter	16/34:36.0	
	Hana Girma	28/34:49.5	
	Dereje Nedi	35/34:55.2	
	Girma Berhanu	(66/35:25.3)	
	Megersa Tulu	(137/36:54.4)	
1983	Ethiopia		104
	Bekele Debele	1/36:52	
	Eshetu Tura	14/37:28	
	Wodajo Bulti	20/37:35	
	Mohamed Kedir	22/37:37	
	Adugna Lema	23/37:38	
	Chala Urgessa	24/37:39	
	Dejene Beyene	(50/38:17)	
	Girma Berhanu	(58/38:26)	
	Miruts Yifter	(67/38:37)	
1984	Ethiopia		134
	Bekele Debele	8/33:52	
	Adugna Lema	9/33:52	
	Mohamed Kedir	16/34:06	
	Dereje Nedi	24/34:09	
	Eshetu Tura	31/34:19	
	Wodajo Bulti	46/34:35	
	Feyissa Abebe	(96/35:12)	
	Hailu Wolde Tsadik	(97/35:12)	
	Megersa Tulu	(163/36:12)	
1985	Ethiopia		129
	Wodajo Bulti	3/33:38	
	Bekele Debele	4/33:45	
	Kassa Balcha	6/33:51	
	Girma Berhanu	28/34:24	
	Chala Urgessa	33/34:28	
	Hailu Wolde Tsadik	55/34:52	
	Adugna Lema	(106/35:23)	
	Feyissa Abebe	(219)	
	Mohamed Kedir	(DNF)	
1986	Kenya		45
	John Ngugi	1/35:32.9	
	Joseph Kiptum	3/35:39.8	
	Paul Kipkoech	5/35:47.2	
	Kipsubai Koskei	7/35:54.8	
	Some Muge	8/35:55.7	
	Andrew Masai	21/36:23.9	
	Boniface Merande	(35/36:39.5)	
	Joshua Kipkemboi	(43/36:47.5)	
	Sisa Kirati	(45/36:49.9)	
1987	Kenya		53
	John Ngugi	1/36:07	
	Paul Kipkoech	2/36:07	
	Some Muge	5/36:54	
	Andrew Masai	6/37:01	

(1987)	Moses Tanui Sisa Kirati Boniface Merande Samuel Nyangincha Vincent Kibiwott	18/37:17 21/37:28 (48/37:57) (67/38:11) (123/38:51)		(1995)	James Songok Simon Chemoiywo Julius Ondieki William Kiptum Simeon Rono Gideon Chirchir Dominic Kirui	7/34:41 8/34:46 15/35:02 29/35:35 (30/35:37) (67/36:08) (142/37:34)	
1988	Kenya John Ngugi Paul Kipkoech Kipsubai Koskei Boniface Merande Moses Tanui Joseph Kiptum Kiprotich Rono Some Muge Daniel Mutai	1/34:32 2/34:54 3/35:07 4/35:22 6/35:25 7/35:46 (8/35:46) (9/35:48) (99/37:39)	23	1996	Kenya Paul Tergat Ismael Kirui Paul Koech Joseph Kimani William Kiptum Josephat Machuka Stephen Arusei James Songok James Kariuki	1/33:44 3/33:56 4/34:10 6/34:30 9/34:35 10/24:37 (14/35:01) (23/35:29) (61/36:20)	33
1989	Kenya John Ngugi Wilfred Kirochi Andrew Masai Kipkemboi Kimeli Moses Tanui Joseph Kiptum Boniface Merande Jackson Ruto Ibrahim Kinuthia	1/39:42 3/40:21 7/40:32 8/40:34 9/40:42 16/ 40:57 (25/41:23) (36/41:45) (44/41:53)	44	1997	Kenya Paul Tergat Thomas Nyariki Paul Koech Joseph Kibor Joshua Chelanga Shem Kororia Benjamin Koskei William Kiptum John Kosgei	1/35:11 3/35:13 4/35:23 7/35:37 17/36:19 19/36:34 (24/36:43) (28/36:47) (47/37:12)	51
1990	Kenya Moses Tanui Julius Korir William Mutwol Ibrahim Kinuthia Paul Kipkoech Boniface Merande John Ngugi Joseph Kiptum Samuel Nyangincha	2/34:21 3/34:22 5/34:26 6/34:30 9/34:50 17/35:08 (20/35:14) (22/35:16) (25/35:18)	42	1998	Kenya Paul Tergat Paul Koech Thomas Nyariki Wilson Boit Kipketer Christopher Kelong Ismael Kirui	1/34:01 2/34:06 4/34:37 5/34:38 (6/34:41) (7/34:41)	12
1991	Kenya Moses Tanui Simon Karori Richard Chelimo Stephenson Nyamau Boniface Merande William Mutwol William Koech Andrew Masai John Ngugi	2/33:54 3/33:54 4/33:57 6/34:01 11/34:31 12/34:32 (24/34:55) (34/35:06) (DNF)	38	1999	Kenya Paul Tergat Patrick Ivuti Joshua Chelanga Evans Ruto Paul Koech Thomas Nyariki	1/38:28 2/38:32 4/39:05 5/39:12 (6/39:51) (39/42:04)	12
1992	Kenya John Ngugi William Mutwol Richard Chelimo Dominic Kirui William Sigei Ondoro Osoro Sammy Lelei	1/37:05 2/37:17 5/37:21 7/37:26 8/37:27 23/37:55 (77/38:45)	46	2000	Kenya Paul Tergat Patrick Ivuti Wilberforce Talei Paul Koech Charles Kamathi Abraham Cherono	3/35:02 4/35:03 5/35:06 6/35:22 (7/35:51) (11/36:00)	18
1993	Kenya William Sigei Dominic Kirui Ismael Kirui Moses Tanui Ezequiel Bitok Paul Tergat Ondoro Osoro James Kariuki Anthony Kiprono	1/32:15 2/32:56 3/32:59 4/33:14 5/33:21 10/33:35 (13/33:45) (15/33:50) (30/34:17)	25	2001	Kenya Charles Kamathi Paul Kosgei Patrick Ivuti Enock Mitei John Cheruiyot Korir Richard Limo	3/40:05 5/40:09 7/40:16 18/41:01 (28/41:25) (32/41:31)	33
1994	Kenya William Sigei Simon Chemoiywo Paul Tergat James Songok Shem Kororia Dominic Kirui Wilson Omwoyo William Kiptum Joseph Kariuki	1/34:29 2/34:30 4/34:36 6/35:02 9/35:15 12/35:26 (17/35:41) (30/35:59) (48/36:14)	34	2002	Kenya Wilberforce Talei Richard Limo Charles Kamathi Albert Chepkurui Enock Mitei Hosea Kogo	3 (3/35:20) 4 (4/35:26) 5 (5/35:29) 6 (6/35:32) 9(35:49) (29/36:36)	18
1995	Kenya Paul Tergat Ismael Kirui	1/34:05 2/34:13	62	2003	Kenya Patrick Ivuti Richard Limo Paul Koech John Cheruiyot Korir Abraham Cherono Sammy Kipketer	2 (2/36:09) 4 (4/36:39) 5 (5/36:42) 6 (6/36:50) (12/37:17) (14/37:30)	17
				2004	Ethiopia Kenenisa Bekele Gebre-egziabher Gebremariam Sileshi Sihine Yibeltal Admassu Tibebu Yenew Ketema Negussie	1/35:52 2/36:10 3/36:11 8/36:52 (15/37:26) (26/38:14)	14

(1978)	David Beaver Peter Elletson Simon Catchpole Adrian Stewart	15/23:29 24/23:47 (44/24:20) (59/24:50)		1990	Kenya Kipyego Kororia Richard Chelimo Ismael Kirui	1/22:13 2/22:14 4/22:32	12
1979	Spain Jorge Garcia Pedro Garin Valentin Rodriguez José Maestra Juan M. Boix Javier Castelló	8/23:33 14/23:39 17/23:42 18/23:43 (37/24:10) (72/25:06)	57		Samuel Otieno Matthew Birir Anthony Kiprono	5/22:35 (6/22:47) (125/33:52)	
1980	USSR Valeriy Gryaznov/RUS Sergey Kiselyov/BLR Ildar Denikeyev/KGZ Sergey Mishin/BLR Dmitriy Diltashok/UKR	2/22:23 6/22:36 7/22:38 35/23:26 (52/23:50)	50	1991	Kenya Mundi Mumo Joseph Kibor Josephat Ndeti Ismael Kirui Mark Too	2/24:04 4/24:09 6/24:17 7/24:19 (9/24:23)	19
1981	United States Keith Brantly George Nicholas John Butler Chris Hamilton Peter Warner Michael Pyeatt	3/22:07 4/22:08 6/22:21 10/22:32 (22/23:01) (23/23:04)	23	1992	Kenya Ismael Kirui Josephat Machuka Josephat Ndeti Samuel Otieno Mark Too	1/23:27 3/23:37 4/23:45 10/24:20 (11/24:22)	18
1982	Ethiopia Zurabachev Gelaw Adugna Lema Hunde Kume Teka Mekonnen Gonfa Negere Bekele Debele	1/22:45.3 2/22:46.6 4/22:50.5 5/22:56.2 (9/23:14.3) (10/23:19.7)	12	1993	Kenya Philip Mosima Christopher Kosgei Josephat Machuka Lazarus Nyakeraka Stanley Kimutai	1/20:18 2/20:20 3/20:23 4/20:23 (8/21:03)	10
1983	Ethiopia Feyissa Abebe Angaso Telega Gonfa Negere Teka Mekonnen Asfaw Tadesse Disso Dissessa	1/24:58 2/24:59 4/25:22 6/25:40 (9/25:57) (16/26:23)	13	1994	Kenya Philip Mosima Daniel Komen Philip Kemei David Kiptum John Bungei Wilson Musto	1/24:15 2/24:17 4/24:49 11/25:16 (19/25:36) (81/26:38)	18
1984	Ethiopia Doju Tessema Belaye Teshome Kalcha Abcha Woldesilase Milkessa	2/21:34 4/21:42 7/21:49 8/21:50	21	1995	Kenya David Chelule Philip Mosima Hezron Otwor Mark Bett Sammy Kipruto Christopher Kelong	3/24:16 5/24:23 7/24:43 8/24:48 (9/24:58) (10/25:02)	23
1985	Ethiopia Habte Negash Woldesilase Milkessa Rafera Workenich Tilahun Ebba Debebe Demisse Kalcha Abcha	2/22:27 3/22:27 4/22:45 7/23:07 (8/23:11) (18/23:35)	16	1996	Kenya David Chelule Samuel Chepkok Elijah Korir Charles Kwambai Gideon Mitei Patrick Ivuti	1/24:06 3/24:24 4/24:26 5/24:28 (7/24:55) (9/25:00)	13
1986	Ethiopia Melese Feissa Demeke Bekele Rafera Workenich Ararse Fuffa Habte Negash Belayneh Tadesse	1/ 22:47.6 3/22:56.0 4/22:57.4 5/23:06.1 (6/23:07.4) (16/ 23:57.2)	13	1997	Kenya Elijah Korir Paul Kosgei John Gwako Charles Kwambai Patrick Ivuti Gideon Mitei	1/24:21 3/24:29 4/24:58 5/25:02 (6/25:06) (9/25:20)	13
1987	Ethiopia Demeke Bekele Debebe Demisse Aligaz Alemayehu Bedile Kibret Ararse Fuffa Tesfayi Dadi	2/22:18 3/22:20 6/22:28 8/22:37 (9/22:39) (63/24:16)	19	1998	Ethiopia Million Wolde Haylu Mekonnen Yibeltal Admassu Emere Alene Yitbarek Eshetu Hailemariam Tegafaw	1/22:47 3/22:51 4/22:53 8/23:06 (9/23:14) (14/24:02)	16
1988	Kenya Wilfred Kirochi Alfonce Muindi Mathew Rono Thomas Makini William Koskei Chemitei	1/23:25 2/23:39 4/23:51 5/23:54 (6/24:03)	12	1999	Kenya Richard Limo Gideon Mitei Albert Chepkurui Sammy Kipketer Duncan Lebo Christopher Soget	2/25:43 3/25:45 5/26:01 6/26:06 (7/26:14) (14/27:27)	16
1989	Kenya Kipyego Kororia Stephenson Nyamau Thomas Osano William Koskei Chemitei Jonah Birir	2/25:31 3/25:33 4/25:33 5/25:36 (13/26:33)	14	2000	Kenya Robert Kipchumba Duncan Lebo John Cheruiyot Korir Philemon Kemei Edwin Koeh Kiplimo Muneria	1/22:49 2/22:52 3/22:55 4/23:04 (7/23:33) (10/24:03)	10
				2001	Kenya Duncan Lebo Nicholas Kemboi	2/25:04 4/25:52	24

(2001)	Robert Kipchumba Edwin Koech Wilson Chelal Kiplimo Muneria	6/26:00 12/26:37 (13/26:43) (21/26:56)		(2013)	Yihunilign Adane Bonsa Dida Tsegay Hiluf	13/22:33 (17/22:38) (25/23:04)	
2002	Kenya Abel Cheruiyot Thomas Kiplitan Eliud Kipchoge Nicholas Kemboi Moses Mosop Michael Kipyego	2 (2/23:19) 4 (4/23:33) 5 (5/23:39) 7 (7/23:48) (10/23:58) (12/24:10)	18	2015	Kenya Geoffrey Korir Alfred Ngeno Dominic Kiptarus Rodgers Chumo Moses Koech John Langat	2/23:47 3/23:54 4/24:00 10/24:11 (12/24:11) (16/24:29)	19
2003	Kenya Eliud Kipchoge Solomon Bushendich Augustine Choge Moses Mosop Barnabas Kosgei Kipkorir Chepkwony	1 (1/22:47) 3 (3/22:51) 4 (4/22:55) 7 (7/23:17) (10/23:45) (12/24:06)	15	WOMEN			
2004	Kenya Ernest Meli Barnabas Kosgei Hosea Macharinyang Ronald Rutto Moses Masai Stanley Salil	3/24:16 4/24:24 6/24:51 7/25:04 (16/25:31) (21/25:50)	20	Short Course (1998-2006)			
2005	Kenya Augustine Choge Bernard Kiprop Kipyego Barnabas Kosgei Hosea Macharinyang Mang'ata Ndiwa Moses Masai	1/23:59 2/24:00 3/24:00 4/24:09 (5/24:15) (7/24:19)	10	1998	Sonia O'Sullivan Jackline Maranga Kutre Dulecha Gete Wami Edith Masai Edith Masai Tirunesh Dibaba Gelete Burka	IRL KEN ETH ETH KEN KEN ETH ETH	12:20 15:09 13:00 14:46 13:30 12:43 13:07 13:15 12:51
2006	Kenya Mang'ata Ndiwa Leonard Komon Joseph Ebuya Bernard Matheka Daniel Gitau	1/23:53 2/23:54 4/23:59 9/24:08 (15/24:34)	16	Teams			
2007	Kenya Asbel Kiprop Vincent Chepkok Mathew Kisorio Leonard Komon Nicholas Makau Paul Kuria	1/24:07 2/24:12 3/24:23 4/24:25 (11/24:50) (DNF)	10	1998	Morocco Zahra Ouaziz Zhor El Kamch Saliha Khaldoun Seloua Ouaziz Samra Raif Hasna Benhassi	2/12:34 13/12:59 18/13:06 24/13:10 (29/13:17) (73/13:57)	57
2008	Kenya Lucas Rotich Titus Mbishei Mathew Kisorio Peter Some Levi Matebo Charles Kibet	3/22:42 5/22:45 6/22:51 7/22:55 (10/23:03) (15/23:24)	21	1999	France Yamna Belkacem Fatima Yvelain Blandine Bitzner-Ducret Celine Rajot Rodica Nagel Joalsiae Llado	2/15:09 9/15:44 10/15:47 19/15:58 (46/ 16:38) (69/17:07)	40
2009	Kenya Titus Mbishei Paul Tanui Japheth Korir John Kipkoech John Cheruiyot Charles Kibet	2/23:30 4/23:35 5/23:36 9/24:00 (10/24:08) (13/24:17)	20	2000	Portugal Carla Sacramento Fernanda Ribeiro Helena Sampaio Marina Bastos Iñes Monteiro Analia Rosa	7/13:12 10/13:17 13/13:22 16/13:27 (29/13:36) (45/13:47)	46
2010	Kenya Caleb Ndiku Clement Langat Japheth Korir Isiah Koech Gideon Kipketer Charles Kibet	1/22:07 2/22:09 3/22:12 4/22:24 (8/22:33) (11/22:44)	10	2001	Ethiopia Gete Wami Merima Denboba Worknesh Kidane Genet Gebregiorgis Ayelech Worku Hareg Sidelil	1/14:46 4/15:04 5/15:06 16/15:33 (18/15:36) (61/16:29)	26
2011	Kenya Geoffrey Kipsang Patrick Mutunga James Gitahi Isiah Koech Philemon Yator Justine Cheruiyot	1/22:21 3/22:32 6/22:43 10/23:10 (13/23:19) (14/23:19)	20	2002	Ethiopia Worknesh Kidane Abebech Nigusie Amina Godana Genet Gebregiorgis Merima Hashim Sinkinesh Gudeta	2 (2/13:36) 6 (6/13:53) 8 (8/14:00) 16 (16/14:08) (34/14:28) (38/14:30)	32
2013	Ethiopia Hagos Gebrhiwet Muktar Edris Birhan Nebebew	1/21:04 3/21:13 6/21:42	23	2003	Kenya Edith Masai Jane Gakunyi Isabella Ochichi Priscilla Jeppletting Viola Kibiwott	1 (1/12:43) 3 (3/12:46) 4 (4/12:48) 11 (10/13:04) (23/13:28)	18
				2004	Ethiopia Tirunesh Dibaba Teyiba Erkesso Worknesh Kidane Ejagayou Dibaba Amane Godana Bezunesh Bekele	2/13:09 3/13:11 4/13:14 10/13:23 11/13:27 (18/13:42)	19
				2005	Ethiopia Tirunesh Dibaba Worknesh Kidane Meselech Melkamu	1/13:15 2/13:16 6/13:25	18

(2005)	Derebe Alemu Bezunesh Bekele Ejagayou Dibaba	9/13:41 (12/13:44) (14/13:51)		(1975)	Cindy Poor Linda Heimmuller	(27) (48)	
2006	Ethiopia Gelete Burka Meselech Melkamu Bezunesh Bekele Teyiba Erkesso Etalemahu Kidane Tirunesh Dibaba	1/12:51 3/12:54 9/13:10 12/13:12 (13/13:13) (DNF)	25	1976	USSR Tatyana Kazankina/RUS Giana Romanova/UKR Tatyana Galstyan/RUS Raisa Katuykova/BLR Olga Dvirna/UKR	2/16:39.0 8/17:03.0 11/17:06.0 12/17:07.0 (29/17:31.0)	33
Long Course				1977	USSR Lyudmila Bragina/RUS Giana Romanova/UKR Irina Bondarchuk/RUS Raisa Katuykova/BLR Lyubov Ivanova/MDA Raisa Sadreydinova/RUS	2/17:28 3/17:35 4/17:38 6/17:46 (12/18:03) (25/18:30)	15
1973	Paola Cacchi	ITA	13:45.2	1978	Romania Natalia Mărășescu Maricica Puică Georgeta Gazibara Antoaneta Iacob Fița Lovin	2/16:49 3/16:59 8/17:18 17/17:37 (26/17:55)	30
1974	Paola Cacchi	ITA	12:42.0	1979	United States Ellison Goodall Jan Merrill Julie Shea Margaret Groos Jennifer White Julie Brown	3/17:18 7/17:33 8/17:41 11/17:47 (19/18:02) (36/18:31)	29
1975	Julie Brown	USA	13:42	1980	USSR Irina Bondarchuk/RUS Yelena Chernysheva/RUS Giana Romanova/UKR Svetlana Ulmasova/UZB Raisa Smekhnova/BLR Tatyana Sychova/RUS	2/15:49 3/15:52 4/15:53 6/16:00 (11/16:09) (45/16:51)	15
1976	Carmen Valero	ESP	16:19.4	1981	USSR Yelena Sipatova/RUS Tatyana Sychova/RUS Svetlana Ulmasova/UZB Tatyana Pozdnyakova/UKR Irina Bondarchuk/RUS Giana Romanova/UKR	3/14:22 5/14:25 7/14:28 9/14:34 (21/14:55) (32/15:02)	24
1977	Carmen Valero	ESP	17:26	1982	USSR Yelena Sipatova/RUS Raisa Smekhnova/BLR Tatyana Pozdnyakova/UKR Galina Zakharova/RUS Alla Yushina/RUS	7/14:51.9 8/14:55.5 11/15:00.1 18/15:08.8 (29/15:24.2)	44
1978	Grete Waitz	NOR	16:19	1983	United States Joan Benoit Betty Springs Margaret Groos Jan Merrill Nan Doak Kathy Hadler	4/13:57 5/14:00 9/14:04 13/14:12 (40/14:36) (42/14:38)	31
1979	Grete Waitz	NOR	16:48	1984	United States Betty Springs Cathy Branta Sabrina Dornhoefer Cathie Twomey Brenda Webb Nan Doak	9/16:20 10/16:21 16/16:30 17/16:31 (25/16:38) (32/16:48)	52
1980	Grete Waitz	NOR	15:05	1985	United States Cathy Branta Betty Springs Shelly Steely Kathryn Hayes Mary Knisely Nan Doak	2/15:24 9/15:44 15/15:51 16/15:54 (28/16:03) (46/16:15)	42
1981	Grete Waitz	NOR	14:07	1986	England Zola Budd Carole Bradford Ruth Partridge Jane Shields Julie Laughton	1/14:49.6 10/15:27.5 20/15:34.0 34/15:43.4 (40/15:50.8)	65
1982	Maricica Puică	ROU	14:38.9	1987	United States Lynn Jennings Lesley Welch	4/16:55 5/16:57	46
1983	Grete Waitz	NOR	13:29				
1984	Maricica Puică	ROU	15:56				
1985	Zola Budd	ENG/GBR	15:01				
1986	Zola Budd	ENG/GBR	14:49.6				
1987	Annette Sergent	FRA	16:46				
1988	Ingrid Kristiansen	NOR	19:04				
1989	Annette Sergent	FRA	22:27				
1990	Lynn Jennings	USA	19:21				
1991	Lynn Jennings	USA	20:24				
1992	Lynn Jennings	USA	21:16				
1993	Albertina Dias	POR	20:00				
1994	Hellen Chepngeno	KEN	20:45				
1995	Derartu Tulu	ETH	20:21				
1996	Gete Wami	ETH	20:12				
1997	Derartu Tulu	ETH	20:53				
1998	Sonia O'Sullivan	IRL	25:39				
1999	Gete Wami	ETH	28:00				
2000	Derartu Tulu	ETH	25:42				
2001	Paula Radcliffe	GBR	27:49				
2002	Paula Radcliffe	GBR	26:55				
2003	Worknesh Kidane	ETH	25:53				
2004	Benita Johnson	AUS	27:17				
2005	Tirunesh Dibaba	ETH	26:34				
2006	Tirunesh Dibaba	ETH	25:21				
2007	Lornah Kiplagat	NED	26:23				
2008	Tirunesh Dibaba	ETH	25:10				
2009	Florence Kiplagat	KEN	26:13				
2010	Emily Chebet	KEN	24:19				
2011	Vivian Cheruiyot	KEN	24:58				
2013	Emily Chebet	KEN	24:24				
2015	Agnes Tirop	KEN	26:01				
Teams							
1973	England Joyce Smith Rita Ridley Penny Yule Carol Gould Barbara Banks Norine Braithwaite	GBR 2/13:45.2 4/14:02.0 14/14:23.0 20/14:35.0 (23) (37)	40				
1974	England Rita Ridley Anne Yeoman Joyce Smith Carol Gould Christine Tranter Glynis Goodburn	GBR 3/12:54.0 4/12:58.6 7/13:04.4 14/13:23.8 (15/13:24.2) (22/13:31.8)	28				
1975	United States Julie Brown Maggie Keyes Paula Neppel Doris Brown	USA 1/13:42 11/14:18 15/14:24 17/14:25	44				

(1987)	Mary Knisely Janet Smith Suzanne Girard Sabrina Dornhoefer	14/17:20 23/17:32 (44/17:53) (53/18:00)		(1998)	Sally Barsosio Naomi Mugo Susan Chepkemei	10/26:27 (11/26:33) (12/26:35)	
1988	USSR Yelena Romanova/RUS Regina Čistiakova/LTU Marina Rodchenkova/RUS Olga Bondarenko/RUS Natalya Lagunkova/UKR Lyudmila Matveyeva/RUS	6/19:41 7/19:41 18/19:57 20/19:58 (39/20:17) (59/20:35)	51	1999	Ethiopia Gete Wami Merima Denboba Ayelech Worku Leila Aman Asha Gigi Meseret Kotu	1/28:00 2/28:12 4/28:15 11/28:55 (32/29:44) (64/30:58)	18
1989	USSR Nadezhda Stepanova/RUS Yelena Romanova/RUS Natalya Sorokivskaya/KAZ Regina Čistiakova/LTU Natalya Artyomova/RUS Tatyana Pozdnyakova/UKR	2/22:34 9/23:02 20/23:27 27/23:36 (67/24:21) (69/24:23)	58	2000	Ethiopia Derartu Tulu Gete Wami Merima Denboba Ayelech Worku Berhane Adere Asha Gigi	1/25:42 2/25:48 8/26:23 9/26:36 (14/27:11) (28/27:35)	20
1990	USSR Yelena Romanova/RUS Nadezhda Galyamova/RUS Olga Nazarkina/RUS Regina Čistiakova/LTU Natalya Sorokivskaya/KAZ Tatyana Pozdnyakova/UKR	3/19:33 10/19:50 11/19:51 13/19:52 (28/20:05) (51/20:27)	37	2001	Kenya Lydia Cheromei Susan Chepkemei Pamela Chepchumba Leah Malot Helen Kimaiyo Sally Barsosio	3/28:07 4/28:13 5/28:20 6/28:36 (14/29:39) (18/29:50)	18
1991	Kenya Jane Ngotho Susan Sirma Margaret Ngotho Pauline Konga Hellen Chepngeno	5/20:30 7/20:46 9/20:55 15/21:03 (46/21:41)	36	2002	Ethiopia Eyerusalem Kuma Merima Denboba Leila Aman Teyiba Erkesso Ayelech Worku Atalelech Ketema	5 (5/27:19) 6 (6/27:21) 7 (7/27:25) 10 (10/27:32) (13/27:50) (30/28:33)	28
1992	Kenya Susan Sirma Helen Kimaiyo Jane Ngotho Hellen Chepngeno Pauline Konga	9/21:40 11/21:45 12/21:47 15/21:50 (90/23:11)	47	2003	Ethiopia Worknesh Kidane Merima Denboba Eyerusalem Kuma Tereza Yohannes Asha Gigi Bizunesh Deba	1 (1/25:53) 3 (3/26:28) 4 (4/26:30) 9 (9/27:06) (10/27:12) (33/28:18)	17
1993	Kenya Pauline Konga Helen Kimaiyo Esther Kiplagat Jane Ngotho Lydia Cheromei Tegla Loroupe	7/20:19 12/20:24 16/20:30 17/20:33 (32/20:57) (80/21:33)	52	2004	Ethiopia Ejagayou Dibaba Worknesh Kidane Teyiba Erkesso Derartu Tulu Eyerusalem Kuma Alemtsehay Hailu	2/27:29 3/27:34 5/27:43 16/28:39 (43/29:41) (59/30:12)	26
1994	Portugal Conceição Ferreira Albertina Dias Fernanda Ribeiro Monica Gáma Carla Sacramento Ana Paula Oliveira	3/20:52 5/20:59 10/21:05 37/21:39 (73/22:02) (85/22:15)	55	2005	Ethiopia Tirunesh Dibaba Worknesh Kidane Meselech Melkamu Gete Wami Bezunesh Bekele Merima Hashim	1/26:34 3/26:37 4/26:39 8/27:20 (10/27:27) (14/28:02)	16
1995	Kenya Sally Barsosio Margaret Ngotho Rose Cheruiyot Catherine Kirui Helen Kimaiyo Hellen Chepngeno	3/20:39 4/20:40 8/20:54 11/20:58 (17/21:13) (27/21:24)	26	2006	Ethiopia Tirunesh Dibaba Meselech Melkamu Wude Ayalew Yimer Mestewat Tufa Ejagayou Dibaba Teyiba Erkesso	1/25:21 3/25:38 5/25:47 7/25:59 (14/26:37) (46/27:35)	16
1996	Kenya Rose Cheruiyot Naomi Mugo Jane Ngotho Sally Barsosio Jepkembai Barsosio Lornah Kiplagat	2/20:18 3/20:21 8/20:31 11/20:43 (15/21:04) (80/22:40)	24	2007	Ethiopia Tirunesh Dibaba Meselech Melkamu Gelete Burka Wude Ayalew Koren Jejela Mestewat Tufa	2/26:47 3/26:48 4/26:55 10/28:18 (19/29:10) (47/30:21)	19
1997	Ethiopia Derartu Tulu Gete Wami Merima Denboba Berhane Adere Getenesh Urge Kore Alemu	1/20:53 3/21:00 6/21:18 14/21:37 (27/22:01) (54/22:21)	24	2008	Ethiopia Tirunesh Dibaba Mestawet Tufa Gelete Burka Meselech Melkamu Koren Jejela Aselefech Mergia	1/25:10 2/25:15 6/25:35 9/25:51 (14/26:12) (16/26:28)	18
1998	Kenya Jackline Maranga Jane Omoro Leah Malot	5/25:56 7/26:07 8/26:16	30	2009	Kenya Florence Kiplagat Linet Masai Lineth Chepkurui	1/26:13 2/26:16 4/26:23	14

(2009)	Ann Mwangi Ines Chenonge Pauline Korikwangi	7/26:49 (10/27:00) (11/27:03)		(1991)	Jane Ekimat Catherine Kirui Lina Chesire Ann Mwangi	2/14:20 6/14:34 9/14:43 (34/15:18)	
2010	Kenya Emily Chebet Linnet Masai Lineth Chepkurui Margaret Wangari Hannah Wanjiru Gladys Chemweno	1/24:19 2/24:20 5/24:40 6/24:42 (13/25:35) (14/25:39)	14	1992	Ethiopia Gete Wami Emebet Shiferaw Genet Gebregiorgis Kore Alemu Askale Bereda Alemitu Bekele	9/14:04 11/14:06 17/14:08 18/14:08 (34/14:28) (79/15:22)	55
2011	Kenya Vivian Cheruiyot Linnet Masai Priscah Cheronro Pauline Korikwangi Lineth Chepkurui Sylvia Kibet	1/24:58 2/25:07 5/25:20 7/25:26 (8/25:28) (13/25:56)	15	1993	Kenya Gladys Ondeyo Pamela Chepchumba Sally Barsosio Helen Kimutai Catherine Kirui	1/14:04 2/14:09 3/14:11 4/14:14 (6/14:29)	10
2013	Kenya Emily Chebet Margaret Muriuki Janet Kisa Viola Kibiwot Irene Cheptai Beatrice Mutai	1/24:24 5/24:39 6/24:46 7/24:46 (10/25:01) (11/25:05)	19	1994	Kenya Sally Barsosio Rose Cheruiyot Elizabeth Cheptanui Ruth Biwott Naomi Mugo Pamela Chepchumba	1/14:04 2/14:05 3/14:15 5/14:27 (6/14:29) (7/14:36)	11
2015	Ethiopia Senbere Teferi Netsanet Gudeta Alemitu Haroye Mamitu Daska Belaynesh Ojira Genet Ayalew	2/26:06 3/26:11 4/26:14 8/26:29 (9/29:29) (10/27:00)	17	1995	Kenya Jebiwot Keitany Nancy Kipron Jepkorir Aiyabei Elizabeth Cheptanui Pamela Chepchumba Helen Kimutai	2/14:09 3/14:17 4/14:21 9/14:28 (10/14:31) (14/14:40)	18
Juniors				1996	Kenya Jepkorir Aiyabei Nancy Kipron Edna Kiplagat Elizabeth Cheptanui Caroline Chepkoech	3/13:35 4/13:49 5/13:50 9/14:00 (10/14:04)	21
1989	Main Ewerlöf	SWE	15:23	1997	Kenya Rose Kosgei Priscah Jepleting Edna Kiplagat Caroline Tarus Anita Kiptum Agnes Kiprop	1/14:58 2/14:59 4/15:10 8/15:14 (9/15:15) (10/15:15)	15
1990	Liu Shixiang	CHN	14:19	1998	Ethiopia Yimenashu Taye Worknesh Kidane Alemgena Bezabeh Merima Hashim Hareg Sidellil Tereza Yohannes	1/19:32 3/19:34 4/19:46 8/19:59 (16/20:37) (17/20:38)	16
1991	Lydia Cheromei	KEN	13:59	1999	Ethiopia Worknesh Kidane Hareg Sidellil Merima Hashim Hewan Abeye Hirut Abera Bezunesh Bekele	1/21:26 4/21:44 6/21:50 9/22:03 (14/22:23) (35/ 23:08)	20
1992	Paula Radcliffe	GBR	13:30	2000	Kenya Vivian Cheruiyot Alice Timbilil Viola Kibiwott Fridah Domongole Pamela Kipchonge Gladys Ruto	1/20:34 2/20:35 3/20:36 6/20:43 (12/21:19) (34/22:19)	12
1993	Gladys Ondeyo	KEN	14:04	2001	Ethiopia Abebech Nigusie Aster Bacha Tirunesh Dibaba Tereza Yohannes Mestewat Tufa	2/22:05 3/22:05 5/22:08 6/22:10 (10/22:24)	16
1994	Sally Barsosio	KEN	14:04	2002	Kenya Viola Kibiwott Vivian Cheruiyot Fridah Domongole Peninah Chepchumba Sharon Cherop Valentine Koech	1 (1/20:13) 3 (3/20:22) 4 (4/20:23) 5 (5/20:24) (10/20:53) (12/21:03)	13
1995	Annemari Sandell	FIN	14:04				
1996	Kutre Dulecha	ETH	13:27				
1997	Rose Kosgei	KEN	14:58				
1998	Yimenashu Taye	ETH	19:32				
1999	Worknesh Kidane	ETH	21:26				
2000	Vivian Cheruiyot	KEN	20:34				
2001	Viola Kibiwott	KEN	22:05				
2002	Viola Kibiwott	KEN	20:13				
2003	Tirunesh Dibaba	ETH	20:21				
2004	Meselech Melkamu	ETH	20:48				
2005	Gelete Burka	ETH	20:12				
2006	Pauline Korikwangi	KEN	19:27				
2007	Linnet Masai	KEN	20:52				
2008	Genzebe Dibaba	ETH	19:59				
2009	Genzebe Dibaba	ETH	20:14				
2010	Mercy Cheronro	KEN	18:47				
2011	Faith Chepngetich	KEN	18:53				
2013	Faith Kipyegon	KEN	17:51				
2015	Letesenbet Gidey	ETH	19:48				
Teams							
1989	Kenya Esther Saina Ann Mwangi Jane Ekimat Tegla Loroupe	3/15:41 4/15:59 5/16:01 28/16:43	40	2001	Ethiopia Abebech Nigusie Aster Bacha Tirunesh Dibaba Tereza Yohannes Mestewat Tufa	2/22:05 3/22:05 5/22:08 6/22:10 (10/22:24)	16
1990	Kenya Susan Chepkemei Caroline Kwambai Lina Chesire Ann Mwangi Jane Ekimat Tegla Loroupe	3/14:22 4/14:23 5/14:25 8/14:30 (13/14:37) (16/14:49)	20	2002	Kenya Viola Kibiwott Vivian Cheruiyot Fridah Domongole Peninah Chepchumba Sharon Cherop Valentine Koech	1 (1/20:13) 3 (3/20:22) 4 (4/20:23) 5 (5/20:24) (10/20:53) (12/21:03)	13
1991	Kenya Lydia Cheromei	1/13:59	18				

2003	Ethiopia		14
	Tirunesh Dibaba	1 (1/20:21)	
	Gelete Burka	3 (3/20:28)	
	Meselech Melkamu	4 (4/20:33)	
	Sentayehu Ejigu	6 (6/20:56)	
	Aziza Aliye	(12/21:49)	
	Belaynesh Fekadu	(18/22:31)	
2004	Ethiopia		10
	Meselech Melkamu	1/20:48	
	Aziza Aliye	2/20:53	
	Mestawet Tadesse	3/20:56	
	Workitu Ayana	4/20:59	
	Yenealem Ayano	(7/21:05)	
	Hirut Mengiste	(15/21:59)	
2005	Kenya		16
	Veronica Nyaruai	2/20:39	
	Beatrice Chepngeno	3/20:44	
	Mercy Njoroge	4/20:46	
	Pauline Korikwang	7/20:56	
	Gladys Chemweno	(8/20:57)	
	Alphine Tuliamuk	(9/21:09)	
2006	Kenya		10
	Pauline Korikwang	1/19:27	
	Veronica Nyaruai	2/19:27	
	Mercy Kosgei	3/19:45	
	Emmy Chepkirui	4/19:52	
	Pamela Lisoreng	(8/20:06)	
	Gladys Chemweno	(9/20:09)	
2007	Kenya		13
	Linet Masai	1/20:52	
	Mercy Kosgei	2/20:59	
	Veronica Nyaruai	3/21:10	
	Gladys Chemweno	7/21:27	
	Mercy Cheronno	(23/22:32)	
	Pauline Korikwang	(DNF)	
2008	Ethiopia		16
	Genzebe Dibaba	1/19:59	
	Emebet Eta'a	3/20:06	
	Emebet Bacha	5/20:11	
	Betelhem Moges	7/20:13	
	Tigist Memuye	(9/20:27)	
	Bitew Yehuegne	(11/20:33)	
2009	Ethiopia		18
	Genzebe Dibaba	1/20:14	
	Frehiwat Goshu	4/20:34	
	Sule Utura	6/20:38	
	Emebet Anteneh	7/20:42	
	Meseret Mengistu	(9/20:52)	
	Tsega Gelaw	(12/21:11)	
2010	Kenya		10
	Mercy Cheronno	1/18:47	
	Purity Rionoripo	2/18:54	
	Esther Chemtai	3/18:55	
	Faith Chepngetich	4/19:02	
	Nelly Ngeiywo	(7/19:06)	
	Alice Aprot	(9/19:14)	
2011	Ethiopia		17
	Genet Yalew	2/18:54	
	Azemra Gebru	3/18:54	
	Waganeshe Mekasha	4/18:59	
	Emebet Anteneh	8/19:29	
	Buze Diriba	(10/19:34)	
	Alem Mokonnin	(11/19:39)	
2013	Kenya		14
	Faith Kipyegon	1/17:51	
	Agnes Tirop	2/17:51	
	Caroline Kipkirui	4/18:09	
	Roseline Chepngetich	7/18:21	
	Sheila Keter	(8/18:21)	
	Pauline Kamulu	(11/18:43)	
2015	Ethiopia		11
	Letesenbet Gidey	1/19:48	
	Dera Dida	2/19:49	
	Etagagne Woldu	3/19:53	
	Mehret Tefera	5/20:02	
	Dagmawit Kidane	(6/20:07)	
	Zerfie Limeneh	(14/20:53)	

IAAF WORLD HALF MARATHON CHAMPIONSHIPS

(Incorporating the IAAF World Road Running Championships in 2006 & 2007)

Venues - 1992: Tyneside (19/20 Sep); 1993: Bruxelles (3 Oct); 1994: Oslo (24 Sep); 1995: Montbéliard (1 Oct); 1996: Palma de Mallorca (29 Sep); 1997: Kosice (4 Oct); 1998: Uster (26 Sep); 1999: Palermo (3 Oct); 2000: Veracruz (12 Nov); 2001: Bristol (7 Oct); 2002: Bruxelles (4 May); 2003: Vilamoura (14 Oct); 2004: New Delhi (3 Oct); 2005: Edmonton (1 Oct); 2006: Debrecen (20km: 8 Oct); 2007: Udine (14 Oct); 2008: Rio de Janeiro (12 Oct); 2009: Birmingham (11 Oct); 2010: Nanning (9 Oct); 2012: Kavarna (6 Oct); 2014: København (29 Mar)

MEN

1992	Benson Masya	KEN	60:24
1993	Vincent Rousseau	BEL	61:06
1994	Khalid Skah	MAR	60:27
1995	Moses Tanui	KEN	61:45
1996	Stefano Baldini	ITA	61:17
1997	Shem Kororia	KEN	59:56
1998	Paul Koehc	KEN	60:01
1999	Paul Tergat	KEN	61:50
2000	Paul Tergat	KEN	63:47
2001	Haile Gebrselassie	ETH	60:03
2002	Paul Kosgei	KEN	60:39
2003	Martin Lel	KEN	60:49
2004	Paul Kirui	KEN	62:15
2005	Fabiano Joseph	TAN	61:08
2006 ^{20k}	Zersenay Tadesse	ERI	56:01
2007	Zersenay Tadesse	ERI	58:59
2008	Zersenay Tadesse	ERI	59:56
2009	Zersenay Tadesse	ERI	59:35
2010	Wilson Kiprop	KEN	60:07
2012	Zersenay Tadesse	ERI	60:19
2014	Geoffrey Kamworor	KEN	59:08

Teams

1992	Kenya		3:02:25
	Benson Masya	1/60:24	
	Lameck Aguta	4/60:55	
	Joseph Keino	6/61:06	
	Cosmas Ndeti	(10/61:34)	
	James Kariuki	(42/62:55)	
1993	Kenya		3:05:40
	Lameck Aguta	4/61:15	
	Thomas Osano	12/62:10	
	Joseph Cheromei	16/62:15	
	Zablon Miano	(29/62:48)	
1994	Kenya		3:03:36
	Godfrey Kiprotich	4/61:01	
	Sam Kororia	5/61:16	
	Andrew Masai	6/61:19	
	Moses Tanui	(9/61:35)	
	Paul Tergat	(11/61:37)	
1995	Kenya		3:05:21
	Moses Tanui	1/61:45	
	Paul Yego	2/61:46	
	Charles Tangus	3/61:50	
	Godfrey Muriuki	(16/62:59)	
	Julius Ruto	(84/66:40)	
1996	Italy		3:07:42
	Stefano Baldini	1/61:17	
	Giacomo Leone	9/62:48	
	Vincenzo Modica	17/63:37	
	Dario Fegatelli	(18/63:38)	
	Michele Gamba	(25/63:50)	
1997	Kenya		2:59:54
	Shem Kororia	1/59:56	
	Moses Tanui	2/59:58	
	Kenneth Cheruiyot	3/60:00	

(1997)	Laban Chege Joshua Chelanga	(10/61:13) (26/62:12)		(2012)	Pius Kirop Stephen Kibet Eliud Kipchoge	4/61:11 5/61:40 (6/61:52)	
1998	South Africa Hendrick Ramaala Gert Thys Abner Chipu Maxwell Zungu Ezael Tlhobo	2/60:24 5/60:37 9/61:20 (22/62:16) (51/64:08)	3:02:21	2014	Eritrea Samuel Tsegay Zersenay Tadese Nguse Tesfaldet Ghirmay Ghebreslassie Samson Gebreyohanes	2/59:21 4/59:38 5/60:00 (7/60:10) (8/60:13)	2:58:59
1999	South Africa Hendrick Ramaala Abner Chipu Mluleki Nobanda Gert Thys Shadrack Hoff	2/61:50 6/61:54 10/62:17 (12/62:24) (94/69:44)	3:06:01	Juniors			
2000	Kenya Paul Tergat Joseph Kimani David Ruto John Gwako Philip Rugut	1/63:47 4/63:52 5/63:59 (6/64:16) (DNF)	3:11:38	1992	Kadessa Tadesse	ETH	64:51
2001	Ethiopia Haile Gebrselassie Tesfaye Jifar Tesfaye Tola Dereje Kebede Alemanyehu Girma	1/60:03 2/60:04 5/60:24 (62/64:30) (DNF)	3:00:31	1993	Melk Mothuli	RSA	62:11
2002	Kenya Paul Kosgei Charles Kamathi Paul Kirui Augustin Togom Robert M. Cheruiyot	1/60:39 9/62:01 10/62:02 (18/62:59) (DNF)	3:04:42	Teams			
2003	Tanzania Fabiano Joseph Martin Sulle John Yuda	2/60:52 3/60:56 5/61:13	3:03:01	1992	Italy Francesco Ingargiola Salvatore Orgiana Ottavio Andrianni Matteo Palumbo Maurizio Gemetto	3/65:18 4/65:40 7/66:41 (8/67:12) (DNF)	3:17:39
2004	Kenya Paul Kirui John Cheruiyot Korir Wilson Kiprotich	1/62:15 4/62:38 8/63:02	3:07:55	1993	South Africa Melk Mothuli Isaac Radebe Fraank Poee Adam Selebalo Vivian Mkhize	1/62:11 3/63:35 4/64:00 (12/66:46) (21/69:12)	3:09:46
2005	Ethiopia Sileshi Sihine Abebe Dinkesa Leshane Yegezu Solomon Tsige	4/61:14 5/61:53 13/63:11 (18/63:23)	3:06:18	WOMEN			
2006 ^{20k}	Kenya Robert Kipchumba Wilson Kiprotich Wilfred Taragon Fred Tumbo Patrick Makau	2/56:41 3/57:15 5/57:22 (17/59:07) (26/59:54)	2:51:18	1992	Liz McColgan	GBR	68:53
2007	Kenya Patrick Makau Evans Cheruiyot Robert Kipchumba Francis Kibiwot Samuel Wanjiru	2/59:02 3/59:05 15/60:47 (45/63:22) (51/63:31)	2:58:54	1993	Conceição Ferreira	POR	70:07
2008	Kenya Patrick Makau Stephen Kibiwot Joseph Maregu Lamech Mokono	2/61:54 4/61:58 9/63:32 (54/68:49)	3:07:24	1994	Elana Meyer	RSA	68:36
2009	Kenya Bernard Kipyego Wilson Kipsang Kiprotich Wilson Chebet Kiplimo Kimutai Sammy Kitwara	2/59:59 4/60:08 6/60:59 (7/61:31) (10/61:59)	3:01:06	1995	Valentina Yegorova	RUS	69:58
2010	Kenya Wilson Kiprop Sammy Kitwara Silas Kipruto Titus Masai Moses Mosop	1/60:07 3/60:22 4/61:03 (6/61:24) (10/61:31)	3:01:32	1996	Ren Xiujuan	CHN	70:39
2012	Kenya John Mwangangi	3/61:01	3:03:52	1997	Tegla Loroupe	KEN	68:14
				1998	Tegla Loroupe	KEN	68:29
				1999	Tegla Loroupe	KEN	68:48
				2000	Paula Radcliffe	GBR	69:07
				2001	Paula Radcliffe	GBR	66:47
				2002	Berhane Adere	ETH	69:06
				2003	Paula Radcliffe	GBR	67:35
				2004	Sun Yingjie	CHN	68:40
				2005	Constantina Tomescu-Diță	ROU	69:17
				2006 ^{20k}	Lornah Kiplagat	NED	63:21
				2007	Lornah Kiplagat	NED	66:25
				2008	Lornah Kiplagat	NED	68:37
				2009	Mary Keitany	KEN	66:36
				2010	Florence Kiplagat	KEN	68:24
				2012	Meseret Hailu	ETH	68:55
				2014	Gladys Cheronro	KEN	69:29
				Teams			
				1992	Japan Megumi Fujiwara Miyoko Asahina Eriko Asai Akari Takamoto	2/69:21 5/70:27 7/70:51 (11/71:01)	3:30:39
				1993	Romania Elena Murgoci Anuța Cătună Iulia Negură Adriana Barbu	5/70:17 6/70:39 7/71:22 (9/71:52)	3:32:18
				1994	Romania Iulia Negură Anuța Cătună Elena Fidatof Adriana Barbu	2/69:15 3/69:35 5/70:13 (9/70:38)	3:29:03
				1995	Romania Cristina Pomacu Anuța Cătună Elena Fidatof Aurica Buia Iulia Negură	2/70:22 3/70:28 6/70:39 (11/71:44) (DNF)	3:31:29
				1996	Romania Lidia Șimon Aurica Buia	2/70:57 3/71:01	3:33:05

(1996)	Nuța Olaru Cristina Pomacu	4/71:07 (11/73:05)	
1997	Romania Cristina Pomacu Lidia Șimon Nuța Olaru Aurica Buia Alina Tecuță	2/68:43 3/69:05 5/69:52 (14/71:01) (15/71:02)	3:27:40
1998	Kenya Tegla Loroupe Joyce Chepchumba Leah Malot Lornah Kiplagat Jackline Torori	1/68:29 6/70:10 10/71:04 (21/72:09) (41/74:03)	3:29:43
1999	Kenya Tegla Loroupe Catherine Ndereba Joyce Chepchumba Margaret Okayo Jane Omoro	1/68:48 3/69:23 4/69:29 (13/71:29) (20/72:10)	3:27:40
2000	Romania Lidia Șimon Mihaela Botezan Cristina Pomacu Alina Gherasim Nuța Olaru	3/70:24 6/71:52 7/72:06 (31/77:16) (41/80:00)	3:34:22
2001	Kenya Susan Chepkemei Isabella Ochichi Caroline Kwambai Joyce Chepchumba Magdeline Chemjor	2/67:36 8/70:01 12/70:27 (18/71:03) (21/71:26)	3:28:04
2002	Kenya Susan Chepkemei Pamela Chepchumba Lenah Cheruiyot Ines Chenonge Tegla Loroupe	2/69:13 5/69:30 7/69:39 (20/71:25) (43/74:23)	3:28:22
2003	Russia Lidiya Grigoryeva Ala Zhilyayeva Lyudmila Biktasheva Alina Ivanova Galina Bogomolova	4/69:32 6/70:13 7/70:31 (10/70:59) (17/72:12)	3:30:16
2004	Ethiopia Eyerusalem Kuma Bezunesh Bekele Teyiba Erkesso Adanech Zekiros	6/71:07 8/71:23 15/73:30 (16/73:50)	3:36:00
2005	Romania Constantina Tomescu-Diță Mihaela Botezan Nuța Olaru Adriana Pirtea Luminița Talpoș	1/69:17 5/70:36 (8/71:07) (10/71:10) (27/74:01)	3:31:00
2006 ^{20k}	Kenya Rita Jeptoo Edith Masai Eunice Chepkorir	3/63:47 5/65:21 14/66:47	3:15:55
2007	Kenya Mary Keitany Pamela Chepchumba Everline Kimwei Alice Timbillil	2/66:48 3/68:06 6/68:39 (9/69:09)	3:23:33
2008	Ethiopia Asselefech Merгия Genet Getaneh Abebu Gelan Atsedie Habtamu Meseret Mengistu	2/69:57 4/70:03 6/70:59 (8/71:13) (11/72:03)	3:30:59
2009	Kenya Mary Keitany Philes Ongori Caroline Cheptanui Filomena Cheyech Peninah Arusei	1/66:36 2/67:38 4/68:16 (8/69:44) (19/71:10)	3:22:30

2010	Kenya Florence Kiplagat Peninah Arusei Joyce Chepkirui Sarah Chepchirchir	1/68:24 3/69:05 5/69:30 (11/71:03)	3:26:59
2012	Ethiopia Meseret Hailu Feysa Tadesse Emebet Eta'a Deribe Godana Selam Abere	1/68:55 2/68:56 5/70:01 (17/73:16) (43/1:19:09)	3:27:52
2014	Kenya Gladys Cheronro Mercy Wacera Selly Chepyego Lucy Kabuu Mercy Kibarus	1/67:29 2/67:44 3/67:52 (4/68:37) (5/68:42)	3:23:05

IAAF WORLD ROAD RELAY CHAMPIONSHIPS

Venues - 1992: Funchal (Madeira: 9/10 May); 1994: Litókhoron (16/17 Apr); 1996: København (13/14 Apr); 1998: Manaus (18/19 Apr). Discontinued after 1998

MEN

1992	Kenya Eliud Barngetuny William Koeh Ezequiel Bitok William Sigei Richard Tum William Mutwol	2:00:02 leg 1 - (5km)/13:54 leg 2 - (10km)/28:13 leg 3 - (5km)/14:08 leg 4 - (10km)/29:21 leg 5 - (5km)/14:16 leg 6 - (7.195km)/20:10
1994	Morocco Brahim Jabbour Elarbi Khattabi Hicham El Guerrouj Salah Hissou Brahim Boutayeb Khalid Skah	1:57:56 leg 1 - (5km)/13:35 leg 2 - (10km)/28:44 leg 3 - (5km)/13:43 leg 4 - (10km)/27:57 leg 5 - (5km)/13:53 leg 6 - (7.195km)/20:04
1996	Kenya Simon Rono Joseph Kimani Mark Yatic Stephen Kirwa David Kipruto William Kiptum	2:00:40 leg 1 - (5km)/13:45 leg 2 - (10km)/28:33 leg 3 - (5km)/14:33 leg 4 - (10km)/29:00 leg 5 - (5km)/14:09 leg 6 - (7.195km)/20:40
1998	Kenya John Kibowen Paul Koeh Benjamin Limo Thomas Nyariki John Kosgei Paul Kosgei	2:01:13 leg 1 - (5km)/13:44 leg 2 - (10km)/28:40 leg 3 - (5km)/14:04 leg 4 - (10km)/29:33 leg 5 - (5km)/14:28 leg 6 - (7.195km)/20:44

WOMEN

1992	Portugal Fernanda Marques Aurora Cunha Felicidade Sena Conceição Ferreira Fatima Neves Fernanda Ribeiro	2:20:14 leg 1 - (5km)/16:15 leg 2 - (10km)/34:09 leg 3 - (5km)/16:28 leg 4 - (10km)/33:00 leg 5 - (5km)/17:00 leg 6 - (7.195km)/23:22
1994	Russia Tatyana Pentukova Natalya Galyamova Yelena Kopytova Natalya Solominskaya Yelena Romanova Olga Churbanova	2:17:19 leg 1 - (5km)/16:12 leg 2 - (10km)/32:59 leg 3 - (5km)/15:45 leg 4 - (10km)/33:21 leg 5 - (5km)/15:48 leg 6 - (7.195km)/23:14
1996	Ethiopia Genet Gebregiorgis	2:16:04 leg 1 - (5km)/15:53

(1996)	Berhane Adere	leg 2 - (10km)/32:21	
	Ayelech Worku	leg 3 - (5km)/16:15	
	Gete Wami	leg 4 - (10km)/32:25	
1998	Getenesh Urge	leg 5 - (5km)/16:00	
	Luchia Yishak	leg 6 - (7.195km)/23:10	
	Ethiopia	2:21:15	
	Yimenashu Taye	leg 1 - (5km)/15:58	
1998	Gete Wami	leg 2 - (10km)/33:07	
	Genet Gebregiorgis	leg 3 - (5km)/16:18	
	Asha Gigi	leg 4 - (10km)/35:00	
	Ayelech Worku	leg 5 - (5km)/16:18	
	Merima Denboba	leg 6 - (7.195km)/24:34	

(1990)	Lucilla Soares	13/51:33.5	
	Albertina Dias	(DNF)	
1991	Germany		22
	Uta Pippig	3/48:44	
	Kerstin Pressler	6/49:19	
	Iris Biba	13/49:40	
	Birgit Jershabek	(22/50:30)	

————— ★ —————

IAAF WORLD 10 / 15 KILOMETRES ROAD RACE FOR WOMEN

Venues – 1983: San Diego (10km: 4 Dec); 1984: Madrid (10km: 11 Nov); 1985: Gateshead (2 Dec); 1986: Lisboa (9 Nov); 1987: Monte Carlo (21 Nov); 1988: Adelaide (20 Mar); 1989: Rio de Janeiro (23 Sep); 1990: Dublin (14 Oct); 1991: Nieuwegein (13 Oct). Discontinued after 1991

WOMEN

1983	Wendy Sly	GBR	32:23	
1984	Aurora Cunha	POR	33:04	
1985	Aurora Cunha	POR	49:17	
1986	Aurora Cunha	POR	48:31	
1987	Ingrid Kristiansen	NOR	47:17	
1988	Ingrid Kristiansen	NOR	48:24	
1989	Wang Xiuting	CHN	49:34	
1990	Iulia Negură	ROU	50:11.8	
1991	Iulia Negură	ROU	48:42	

Teams

1983	United States		12	
	Betty Springs	2(2/32:23)		
	Lesley Welch	3 (3/32:41)		
	Ellen Hart	7 (9/33:15)		
	Suzanne Girard	(12/33:35)		
1984	Great Britain & NI		1:41:24	
	Carole Bradford	3/33:25		
	Debbie Peel	4/33:51		
	Carol Haigh	7/34:08		
	Véronique Marot	(DNF)		
1985	Great Britain & NI		19	
	Carole Bradford	3/49:59		
	Paula Fudge	5/50:36		
	Wendy Sly	11/51:40		
	Jill Rothwell	(14/51:53)		
1986	USSR		20	
	Tatyana Kazankina/RUS	5/49:12		
	Lyudmila Matveyeva/RUS	6/49:13		
	Marina Rodchenkova/RUS	9/49:26		
	Yelena Sapatova/RUS	(37/52:18)		
1987	Portugal		32	
	Albertina Machado	6/49:35		
	Aurora Cunha	12/50:04		
	Albertina Dias	14/50:12		
	Conceição Ferreira	(22/50:59)		
1988	USSR		21	
	Zoya Ivanova/KAZ	3/50:28		
	Yekaterina Kramenkova/BLR	6/50:43		
	Lyudmila Matveyeva/RUS	12/51:30		
	Marina Rodchenkova/RUS	(23/52:37)		
1989	PR of China		10	
	Wang Xiuting	1/49:34		
	Zhong Huandi	2/49:44		
	Wang Huabi	7/50:42		
	Huang Quinghuan	(28/54:03)		
1990	Portugal		27	
	Aurora Cunha	5/50:26.8		
	Conceição Ferreira	9/50:59.3		

STRIPPED GOLD

Thirty-five cases where athletes have been stripped of IAAF gold for doping or age manipulation violations (as at January 31, 2016)

MEN

1987	WIC	60 Metres	Ben Johnson	CAN
1987	WCH	100 Metres	Ben Johnson	CAN
1994	Wu20	Hammer Throw	Vladislav Piskunov	UKR
1997	WCH	Shot Put	Aleksandr Bagach	UKR
1997	WCH	4x400mR	United States	
1999	WCH	50Km Walk	German Skurygin	RUS
1999	WCH	4x400mR	United States	
2001	WCH	4x100mR	United States	
2001	WCH	4x400mR	United States	
2003	WIC	4x400mR	United States	
2003	WCH	400m	Jerome Young	USA
2003	WCH	4x400mR	United States	
2005	Wu18	2000mSC	Tareq Mubarak Taher	BRN
2005	Wu18	400m Hurdles	Abdulgadir Idriss	SUD
2005	WCH	Hammer Throw	Ivan Tikhon	BLR

Additionally, Ben Johnson CAN admitted to a doping violation at the time he won the 60m at the 1985 World Indoor Games, but has yet to be formally stripped of that title by the IAAF

WOMEN

1993	WIC	4x400mR	Russia	
1995	WIC	Shot Put	Larisa Peleshenko	RUS
1999	WIC	Shot Put	Vita Pavlysh	UKR
2000	Wu20	Discus Throw	Seema Antil	IND
2001	WCH	200 Metres	Marion Jones	USA
2001	WCH	Discus Throw	Natalya Sadova	RUS
2001	WCH	4x100mR	United States	
2003	WIC	60 Metres	Zhanna Block	UKR
2003	WIC	200 Metres	Michelle Collins	USA
2003	WCH	100 Metres	Kelli White	USA
2003	WCH	200 Metres	Kelli White	USA
2005	WCH	Shot Put	Nadezhda Ostapchuk	BLR
2005	WCH	Hammer Throw	Olga Kuzenkova	RUS
2004	WIC	200 Metres	Anastasiya Kapachinskaya	RUS
2004	WIC	Shot Put	Vita Pavlysh	UKR
2006	WIC	Long Jump	Tatyana Kotova	RUS
2008	WIC	1500 Metres	Yelena Soboleva	RUS
2009	WCH	3000mSC	Marta Dominguez	ESP
2010	Wu20	400m Hurdles	Katsiaryna Artsiukh	BLR
2010	Wu20	Shot Put	Geisa Arcanjo	BRA

Additionally, after failing a doping control test, Irina Belova RUS was stripped of the non-championship Pentathlon title she won the the 1993 World Indoor Championships

THE MOST IAAF GOLDS

Lists of the most prolific gold medallists across all IAAF World Championships

MEN				WOMEN							
Total	Name	Individual	Team	Relay	Heat	Total	Name	Individual	Team	Relay	Heat
22	Kenenisa Bekele ETH	18	4	-	-	19	Tirunesh Dibaba ETH	10	9	-	-
17	Paul Tergat KEN	7	10	-	-	12	Gete Wami ETH	4	8	-	-
13	Usain Bolt JAM	9	4	-	-		Allyson Felix USA	5	7	-	-
12	Haile Gebrselassie ETH	11	1	-	-	11	Worknesh Kidane ETH	2	9	-	-
	LaShawn Merritt USA	3	8	1	-	10	Meselech Melkamu ETH	2	8	-	-
	John Ngugi KEN	5	7	-	-		Maria Mutola ETH	10	-	-	-
11	Moses Tanui KEN	2	9	-	-	9	Valerie Adams/Vili NZL	9	-	-	-
10	Ismael Kirui KEN	3	7	-	-		Vivian Cheruiyot KEN	6	3	-	-
9	Sergey Bubka URS/UKR	9	-	-	-		Natasha Hastings USA	2	4	3	-
	Iván Pedrosó CUB	9	-	-	-		Tegla Loroupe KEN	3	6	-	-
8	Hicham El Guerrouj MAR	7	1	-	-		Natalya Nazarova RUS	3	6	-	-
	Michael Johnson USA	6	2	-	-		Gail Devers USA	8	1	-	-
	John Kibowen KEN	2	6	-	-		Yelena Isinbaeva RUS	9	-	-	-
	Paul Koech KEN	1	7	-	-	8	Sally Barsosio KEN	2	6	-	-
	Paul Kosgei KEN	1	7	-	-		Genzebe Dibaba ETH	6	2	-	-
	Carl Lewis USA	5	3	-	-		Gabriela Szabo ROU	8	-	-	-
	Benjamin Limo KEN	2	6	-	-		Derartu Tulu ETH	5	3	-	-

GOLDS ACROSS IAAF CHAMPIONSHIPS

Athletes winning gold medals at four or more different types of IAAF World Championships

		WCH	WIC	Wu20	Wu18	WXC	WHM	WRR	W15K
5	Berhane Adere ETH	•	•	•	•	•	•	•	•
4	Valerie Adams/Vili NZL	•	•	•	•	•	•	•	•
	Veronica Campbell/Brown JAM	•	•	•	•	•	•	•	•
	Genzebe Dibaba ETH	•	•	•	•	•	•	•	•
	Conceição Ferreira POR	•	•	•	•	•	•	•	•
	Haile Gebrselassie ETH	•	•	•	•	•	•	•	•
	Natasha Hastings USA	•	•	•	•	•	•	•	•
	Yelena Isinbaeva RUS	•	•	•	•	•	•	•	•

Further winners of gold medals as a senior, under-20 and under-18 (in addition to Adams, Campbell, Hastings and Isinbaeva above)

3	Alexandria Anderson USA	•	•	•	•	•	•	•	•
	Usain Bolt JAM	•	•	•	•	•	•	•	•
	Tatyana Chernova RUS	•	•	•	•	•	•	•	•
	Jacques Freitag RSA	•	•	•	•	•	•	•	•
	Arman Hall USA	•	•	•	•	•	•	•	•
	Kirani James GRN	•	•	•	•	•	•	•	•
	Dexter Lee JAM	•	•	•	•	•	•	•	•
	Jana Pittman/Rawlinson AUS	•	•	•	•	•	•	•	•
	David Storl GER	•	•	•	•	•	•	•	•
	Christian Taylor USA	•	•	•	•	•	•	•	•

THE OLDEST LIVING IAAF WORLD CHAMPIONS

As at January 31, 2016

MEN						
	Country	Born	Event	Meet	Venue	Year
	FRA	30-3-1936	Team	WXC	Glasgow	1978
	BEL	5-2-1937	Team	WXC	Monza	1974
	URS	4-1-1939	50Km Walk	WCH	Malmö	1976
	NZL	24-7-1943	Team	WXC	Rabat	1975
	NZL	9-11-1943	Team	WXC	Rabat	1975
WOMEN						
	Country	Born	Event	Meet	Venue	Year
	ENG	26-10-1937	Team	WXC	Monza	1974
	USA	17-9-1942	Team	WXC	Rabat	1975
	URS/RUS	24-7-1943	Team	WXC	Düsseldorf	1977
	ENG	10-7-1944	Team	WXC	Monza	1974
	ITA	30-12-1945	4Km	WXC	Monza	1974

MOST IAAF GOLDS BY COUNTRY

This listing shows how 2521 individual and team gold medals have been distributed among 101 countries

<p>401 United States</p> <p>351 Kenya</p> <p>193 Ethiopia</p> <p>180 Russia (+28 as part of EUN & USSR)</p> <p>95 Germany (+52 GDR & 8 FRG)</p> <p>93 Great Britain & NI (+10 ENG & 2 SCO)</p> <p>86 Jamaica</p> <p>77 PR of China</p> <p>74 Cuba</p> <p>68 USSR (Includes golds won by athletes from BLR, KAZ, KGZ, LTU, MDA, RUS, UKR, UZB)</p> <p>56 Romania</p> <p>52 German DR</p> <p>44 France</p> <p>42 Australia</p> <p>South Africa</p> <p>32 Ukraine (+22 as part of EUN & USSR)</p> <p>31 Sweden</p> <p>30 Poland</p> <p>26 Czech Republic (+4 as part of TCH)</p> <p>Italy</p> <p>24 Bulgaria</p> <p>Morocco</p> <p>22 Portugal</p> <p>21 Finland</p> <p>20 Belarus (+8 as part of EUN & USSR)</p> <p>19 Norway</p> <p>Spain</p> <p>17 Bahamas</p> <p>15 Japan</p> <p>Netherlands</p> <p>14 Croatia</p> <p>Ireland</p> <p>New Zealand</p> <p>Qatar</p> <p>13 Canada</p> <p>12 Brazil</p> <p>Nigeria</p> <p>Greece</p> <p>Trinidad & Tobago</p> <p>10 Belgium</p> <p>England</p> <p>Mozambique</p> <p>9 Algeria</p> <p>Hungary</p> <p>Switzerland</p> <p>8 Bahrain</p> <p>Eritrea</p> <p>FR of Germany</p> <p>7 Estonia</p> <p>6 Greneda</p> <p>Mexico</p> <p>Sudan</p> <p>Uganda</p> <p>5 Ecuador</p> <p>Slovenia</p> <p>4 Czechoslovakia (all CZE)</p> <p>Denmark</p> <p>Saudi Arabia</p> <p>Unified Team (2 UKR, 1 RUS & 1 BLR)</p> <p>Uzbekistan (+1 as part of USSR)</p> <p>3 Barbados</p> <p>Colombia</p> <p>Dominican Republic</p>	<p>(3) Kazakhstan (+2 as part of USSR)</p> <p>Latvia (+1 as part of USSR)</p> <p>Lithuania</p> <p>Syria</p> <p>Tanzania</p> <p>2 Argentina</p> <p>Bermuda</p> <p>Botswana</p> <p>Chinese Taipei</p> <p>Iran</p> <p>Korea</p> <p>Moldova</p> <p>Namibia</p> <p>Scotland</p> <p>Slovak Republic</p> <p>Tajikistan</p> <p>Turkey</p> <p>1 Chile</p> <p>Djibouti</p> <p>Costa Rica</p> <p>Ghana</p> <p>Iceland</p> <p>Israel</p> <p>Montenegro</p> <p>Panama</p> <p>PDR of Korea</p> <p>Peru</p> <p>Senegal</p> <p>Serbia</p> <p>Somalia</p> <p>St Kitts & Nevis</p> <p>Thailand</p> <p>Tunisia</p> <p>Turks & Caicos</p> <p>Uruguay</p> <p>Venezuela</p> <p>Yugoslavia (SRB)</p> <p>Zambia</p> <p>Additionally, Kyrgyzstan have one gold medal, but only as part of the USSR (High jumper Igor Paklin at the 1987 World Indoor Championships)</p> <p>A further 120 current IAAF members have yet to win at least one IAAF gold: AFG, AIA, ALB, AND, ANG, ANT, ARM, ARU, ASA, AUT, AZE, BAN, BDI, BEN, BHU, BIH, BIZ, BOL, BRU, BUR, CAF, CAM, CAY, CGO, CHA, CIV, CMR, COD, COK, COM, CPV, CYP, DMA, EGY, ESA, FIJ, FSM, GAB, GAM, GBS, GEO, GEQ, GIB, GUA, GUI, GUM, GUY, HAI, HKG, HON, INA, IND, IRQ, ISV, IVB, JOR, KIR, KOS, KUW, LAO, LBA, LBR, LCA, LES, LIB, LIE, LUX, MAC, MAD, MAS, MAW, MDV, MGL, MHL, MKD, MLI, MLT, MNT, MON, MRI, MTN, MYA, NCA, NEP, NFI, NIG, NMI, NRU, OMA, PAK, PAR, PHI, PLE, PLW, PNG, PUR, PYF, RWA, SAM, SEY, SIN, SLE, SMR, SOL, SRI, SSD, STP, SUR, SWZ, TGA, TKM, TLS, TOG, TUV, UAE, VAN, VIE, VIN, YEM, ZIM</p>
---	---



WORLD & CONTINENTAL INDOOR RECORDS

(As at January 31, 2016)

The best indoor performances on record – as agreed by the world's leading statisticians – were accepted as the inaugural IAAF World Indoor Records from January 1, 1987. Exactly twenty-five years later, the first official list of IAAF World Junior (now "U20") Indoor records were established in the same circumstances. Note that marks set on oversized tracks longer than 200 Metres (OT) are not accepted as records. Where relevant, the pace is given for world record performances. Where known, the time given is that of the runner who set the record, rather than the pacemaker.

Thank you to the websites, administrators and the statisticians for the following continental federations: Asia: athleticsasia.org (Heinrich Hubbeling); Europe: european-athletics.org; South America: consudatle.org; North America (USA): usatf.org (for US marks). For Africa, Central America & Caribbean and Oceania, no official indoor records are listed and in the absence of official records we are showing the best mark on record by athletes from those areas.

ABBREVIATIONS & KEY (See also page 7)

IAAF = IAAF World Indoor Record; **IAAF-u20** = IAAF Under-20 Indoor Record;
 W = World Best (unratified); AFR = African; ASI = Asian; C = Commonwealth; CAC = Central America & Caribbean;
 EUR = European; NAM = North American; OCE = Oceanian; SAM = South American; Wu18 = World under-18 best;
 Wu20 = World under-20 Best (unratified); Wo40 = World over-40 Best; Wo35 = World over-35 Best;
^a = awaiting ratification but otherwise valid; # = mark not ratified;
 X = unratified due to inadequate doping control

Where relevant, the pace is given for world record performances. Where known, the time given is that of the runner who set the record, rather than the pacemaker

MEN

EVENT	MARK	NAME	COUNTRY	BORN	VENUE	DATE
50 Metres						
IAAF, NAM, C	5.56A	Donovan Bailey	CAN	16.12.67	Reno	9 Feb 96
W, NAM	5.56Δ X	Maurice Greene	USA	23.7.74	Los Angeles	13 Feb 99
CAC	5.61+	Michael Green	JAM	7.11.70	Liévin	16 Feb 97
	5.61+	Freddy Mayola	CUB	1.11.77	Madrid	16 Feb 00
EUR	5.61	Manfred Kokot	GDR	3.1.48	Berlin (DH)	4 Feb 73
	5.61+ X	Jason Gardener	GBR	18.9.75	Madrid	16 Feb 00
AFR	5.61	Deji Aliu	NGR	22.11.75	Liévin	21 Feb 99
ASI	5.69+	Gennadiy Chernovol	KAZ	6.6.76	Liévin	24 Feb 02
SAM	5.75+ #	Vicente de Lima	BRA	4.6.77	Liévin	10 Feb 09
OCE*	5.6 m	Craig Daley	NZL		Invercargill	2 Oct 71
	5.97	Paul Zongo	New Caledonia	14.8.86	Paris	23 Feb 08
<i>Age records</i>						
Wu18	5.81	Jeremy Rankin	USA	23.9.90	Landover	11 Mar 07
Wu20	5.67	Kareem Kelly	USA	1.4.81	Los Angeles	19 Feb 00
Wo40	5.96+	Troy Douglas	NED	30.11.62	Zuidbroek	25 Jan 03
Δ Not ratified as a world record by the IAAF, but accepted by USA Track & Field as a United States record						
* Alternative electrically-timed mark (as New Caledonia is not a member of the IAAF): 6.03 Isaac Yaya PYF 5.7.79 Nice 20 Dec 03						
5.55 Ben Johnson CAN 30.12.61 Ottawa on 31 Jan 87 – annulled as a world indoor record by the IAAF Council at its meeting in Barcelona 1989, following an admission of doping violation by Johnson						
60 Metres						
IAAF, NAM	6.39	Maurice Greene	USA	23.7.74	Madrid	3 Feb 98
	6.39	Maurice Greene	USA	23.7.74	Atlanta	3 Mar 01
EUR, C	6.42	Dwain Chambers	GBR/ENG	5.4.78	Torino	7 Mar 09
AFR	6.45A	Leonard Myles-Mills	GHA	9.5.73	Colorado Springs	20 Feb 99
CAC	6.47	Lerone Clarke	JAM	2.10.81	Birmingham	18 Feb 12
	6.47	Kim Collins	SKN	5.4.76	Lódz	17 Feb 15
ASI	6.51	Talal Mansour	QAT	8.5.64	Karlsruhe	6 Mar 93
	6.51	Femi Ogunode	QAT	15.5.91	Flagstaff	25 Jan 14
OCE	6.52	Matt Shirvington	AUS	25.10.78	Maebashi	7 Mar 99
	6.52	Matt Shirvington	AUS	25.10.78	Maebashi	7 Mar 99
SAM	6.52	José Carlos Moreira	BRA	28.9.83	Paris (Bercy)	13 Feb 09
<i>Age records</i>						
Wu18	6.67A	Jeremy Rankin	USA	23.9.90	Golden	16 Feb 07
IAAF-u20	6.51	Mark Lewis-Francis	GBR	4.9.82	Lisboa	11 Mar 01
Wo35	6.47	Kim Collins	SKN	5.4.76	Lódz	17 Feb 15
Wo40	6.76	Jeff Laynes	USA	3.10.70	Seattle	14 Jan 12

EVENT	MARK	NAME	COUNTRY	BORN	VENUE	DATE
200 Metres						
IAAF, AFR, C	19.92	Frankie Fredericks	NAM	2.10.67	Liévin	18 Feb 96
NAM	20.10	Wallace Spearmon	USA	24.12.84	Fayetteville	11 Mar 05
EUR	20.25	Linford Christie	GBR	2.4.60	Liévin	19 Feb 95
CAC	20.26	Obadele Thompson	BAR	30.3.76	Maebashi	6 Mar 99
ASI	20.63	Koji Ito	JPN	29.1.70	Maebashi	5 Mar 99
SAM	20.65	Robson da Silva	BRA	4.9.64	Sindelfingen	26 Feb 89
OCE	20.71	Damien Marsh	AUS	28.3.71	Toronto	14 Mar 93
<i>Age records</i>						
Wu18	21.13	Guy-Elphége Anouman	FRA	13.6.94	Aubière	19 Feb 11
	21.13	Thomas Somers	GBR	28.4.97	Sheffield	2 Mar 14
IAAF-u20	20.37	Walter Dix	USA	31.1.86	Fayetteville	11 Mar 05
Wo35	20.59	Doug Turner	GBR	2.12.66	Birmingham	17 Feb 02
Wo40	21.94	Enrico Saraceni	ITA	19.5.64	Genova	13 Feb 05
400 Metres						
IAAF, NAM	44.57	Kerron Clement	USA	31.10.85	Fayetteville	12 Mar 05
		<i>Pace – 200m: 21.08</i>				
IAAF-u20, CAC, C	44.80	Kirani James	GRN	1.9.92	Fayetteville	27 Feb 11
EUR	45.05	Thomas Schönlebe	GDR	6.8.65	Sindelfingen	5 Feb 88
ASI	45.39	Abdialeh Haroun (ex-SUD)	QAT	1.1.97	Stockholm	19 Feb 15
AFR	45.51	Sunday Bada	NGR	22.6.69	Paris (Bercy)	9 Mar 97
	45.37 ^{OT}	Clement Chukwu	NGR	7.7.73	Kent	28 Feb 98
OCE	45.93	Daniel Batman	AUS	20.3.81	Birmingham	2 Mar 03
SAM	46.26	Bayano Kamani (ex-USA)	PAN	17.4.80	Boston	29 Jan 05
<i>Further Age records</i>						
Wu18	46.84	William Reed	USA	1.4.70	Boston	22 Feb 86
Wo35	45.58	Chris Brown	BAH	15.10.78	Sopot	8 Mar 14
Wo40	48.95	Enrico Saraceni	ITA	19.5.64	Aubière	22 Mar 08
800 Metres						
IAAF, EUR	1:42.67	Wilson Kipketer	DEN	12.12.70	Paris (Bercy)	9 Mar 97
		<i>Pace – 200m: 24.22; 400m: 50.22; 600m: 76.49</i>				
AFR	1:44.52	Mohammed Aman	ETH	10.1.94	Birmingham	15 Feb 14
C	1:44.71	Joseph Mutua	KEN	10.12.78	Stuttgart	31 Jan 04
NAM	1:45.00	Johnny Gray	USA	19.6.60	Sindelfingen	8 Mar 92
ASI	1:45.26	Youssef Saad Kamel (ex-KEN)	BRN	29.3.83	Valencia	9 Mar 08
SAM	1:45.43	José Luiz Barbosa	BRA	27.5.61	Pireás	8 Mar 89
CAC	1:46.32	Norberto Téllez	CUB	22.1.72	Gent	19 Feb 99
OCE	1:47.2A Δ	Ralph Doubell	AUS	11.2.45	Albuquerque	25 Jan 09
	1:47.32 ^{OT}	Ryan Foster	AUS	26.8.88	Seattle	13 Feb 10
	1:47.48	Ryan Foster	AUS	26.8.88	State College	30 Jan 10
<i>Age records</i>						
Wu18	1:48.12	Mohammed Aman	ETH	10.1.94	Liévin	8 Feb 11
IAAF-u20	1:44.35	Yuriy Borzakovskiy	RUS	12.4.81	Dortmund	30 Jan 00
Wo35, Wo40	1:48.81	Johnny Gray	USA	19.6.60	Atlanta	2 Mar 01
Δ 880 yards time of 1:47.9 less 0.7						
1000 Metres						
IAAF, EUR	2:14.96	Wilson Kipketer	DEN	12.12.70	Birmingham	20 Feb 00
		<i>Pace – 200m: 25.3; 400m: 50.9; 600m: 77.8; 800m: 1:46.3</i>				
AFR	2:15.26	Noureddine Morceli	ALG	28.2.70	Birmingham	22 Feb 92
C	2:15.50	Kenneth Kimwetich	KEN	1.1.73	Stuttgart	6 Feb 00
NAM	2:16.76	David Torrence	USA	26.11.85	Boston (Allston)	2 Mar 14
SAM	2:16.99	Joaquim Cruz	BRA	12.3.63	Stuttgart	12 Feb 89
ASI	2:17.06	Belal Mansoor Ali (ex-KEN)	BRN	17.10.88	Gent	24 Feb 08
OCE	2:19.60	Ryan Foster	AUS	26.8.88	State College	16 Jan 10
CAC	2:19.96	Mario Vernon-Watson	JAM	26.4.71	Boston (Allston)	12 Feb 00
<i>Age records</i>						
Wu18	2:24.89	David Fiegen	LUX	3.9.84	Stuttgart	4 Feb 01
IAAF-u20	2:15.77	Abubaker Kaki	SUD	21.6.89	Stockholm	21 Feb 08
Wo35	2:19.20	William Tanui	KEN	22.2.64	Birmingham	20 Feb 00
Wo40	2:24.93	Vyacheslav Shabunin	RUS	27.9.69	Moskva	10 Jan 10
1500 Metres						
IAAF, AFR	3:31.18	Hicham El Guerrouj	MAR	14.9.74	Stuttgart	2 Feb 97
		<i>Pace – 200m: 28.1; 400m: 56.0; 600m: 1:24.3; 800m: 1:52.6; 1000m: 2:21.0; 1200m: 2:49.4</i>				
C	3:32.11	Laban Rotich	KEN	20.1.69	Stuttgart	1 Feb 98
EUR	3:33.32	Andrés Manuel Díaz	ESP	12.7.69	Pireás	24 Feb 99

EVENT	MARK	NAME	COUNTRY	BORN	VENUE	DATE
NAM	3:33.34+	Bernard Lagat	USA	12.12.74	Fayetteville	11 Feb 05
OCE	3:35.80	Nick Willis	NZL	25.4.83	Birmingham	20 Feb 10
IAAF-u20, ASI	3:36.28	Belal Mansoor Ali (ex-KEN)	BRN	17.10.88	Stockholm	20 Feb 07
CAC	3:38.93+	Pablo Solares	MEX	22.12.84	Boston (Roxbury)	7 Feb 09
SAM	3:42.70	Agberto Guimarães	BRA	18.8.57	Pireás	8 Mar 89
<i>Further Age records</i>						
Wu18	3:42.91	Samson Kiplangat	KEN	10.11.86	Stuttgart	2 Feb 03
Wo35	3:35.49	Bernard Lagat (ex-KEN)	USA	12.12.74	Birmingham	20 Feb 10
Wo40	3:40.20+	Bernard Lagat (ex-KEN)	USA	12.12.74	New York (Armory)	14 Feb 15
One Mile						
IAAF, AFR	3:48.45	Hicham El Guerrouj	MAR	14.9.74	Gent	12 Feb 97
<i>Pace – 440y: 56.3; 880y: 1:53.7; 1320y: 2:50.7; 1500m: 3:33.01</i>						
EUR	3:49.78	Eamonn Coghlan	IRL	24.11.52	East Rutherford	27 Feb 83
NAM	3:49.89	Bernard Lagat (ex-KEN)	USA	12.12.74	Fayetteville	11 Feb 05
OCE	3:51.46	Nick Willis	NZL	25.4.83	New York (Armory)	14 Feb 15
C	3:52.02	Peter Elliott	GBR/ENG	9.10.62	East Rutherford	9 Feb 90
CAC	3:54.52	Pablo Solares	MEX	22.12.84	Boston (Roxbury)	7 Feb 09
SAM	3:56.26	Hudson de Souza	BRA	25.2.77	Fayetteville	10 Feb 01
ASI	3:57.05	Mohamed Suleiman	QAT	23.11.69	Birmingham	20 Feb 93
<i>Age records</i>						
Wu18	4:07.87	Alan Webb	USA	13.1.83	Bloomington	12 Mar 00
IAAF-u20	3:55.02	German Fernandez	USA	2.11.90	College Station	28 Feb 09
Wo35, Wo40	3:54.91	Bernard Lagat	USA	12.12.74	New York (Armory)	14 Feb 15
3000 Metres						
IAAF, AFR, C	7:24.90	Daniel Komen	KEN	17.5.76	Budapest (SC)	6 Feb 98
<i>Pace – 1000m: 2:27.0; 2000m: 5:00.0</i>						
NAM	7:30.16	Galen Rupp	USA	8.5.86	Stockholm	21 Feb 13
EUR	7:32.41	Sergio Sánchez	ESP	1.10.82	Valencia	13 Feb 10
OCE	7:34.50	Craig Mottram	AUS	18.6.80	Boston (Roxbury)	26 Jan 08
ASI	7:38.77	Albert Rop (ex-KEN)	BRN	17.7.92	Gent	9 Feb 14
CAC	7:46.95	Kemoy Campbell	JAM	14.1.91	Fayetteville	9 Mar 13
SAM	7:49.46	Jacinto Navarrete	COL	1.8.63	Sevilla	10 Mar 91
<i>Age records</i>						
Wu18	7:42.05	Yomif Kejelcha	ETH	1.8.97	Bordeaux	26 Jan 14
IAAF-u20	7:32.87	Hagos Gebrhiwet	ETH	11.5.94	Boston (Roxbury)	2 Feb 13
Wo35	7:34.71	Bernard Lagat (ex-KEN)	USA	12.12.74	Karlsruhe	2 Feb 13
Wo40	7:37.92	Bernard Lagat (ex-KEN)	USA	12.12.74	Metz	25 Feb 15
5000 Metres						
IAAF, AFR	12:49.60	Kenenisa Bekele	ETH	13.6.82	Birmingham	20 Feb 04
<i>Pace – 1000m: 2:35.83; 2000m: 5:10.75; 3000m: 7:47.27; 4000m: 10:18.98</i>						
C	12:51.48	Daniel Komen	KEN	17.5.76	Stockholm	19 Feb 98
NAM	13:01.26	Galen Rupp	USA	8.5.86	Boston (Allston)	16 Jan 14
EUR	13:10.60	Mohamed Farah	GBR	23.3.83	Birmingham	19 Feb 11
	13:11.13	Bouabdellah Tahri	FRA	20.12.78	Metz	14 Feb 10
ASI	13:19.10	Essa Ismail Rashed (ex-KEN)	QAT	14.12.86	Düsseldorf	3 Feb 10
CAC	13:23.61	Juan Luis Barrios	MEX	24.6.83	New York (Armory)	11 Feb 12
OCE	13:26.56 ^{OT}	Rod Dixon	NZL	13.7.50	Houston	16 Feb 80
SAM	13:36.41	David McNeill	AUS	6.10.86	Fayetteville	12 Mar 10
	13:42.54	Antonio Silio	ARG	9.5.66	San Sebastián	20 Feb 90
<i>Age records</i>						
Wu18	14:18.42	Lukas Verzbickas	LTU	6.1.93	Boston	13 Mar 09
IAAF-u20	12:53.29	Isiah Koech	KEN	19.12.93	Düsseldorf	11 Feb 11
Wo35	13:07.15	Bernard Lagat	USA	12.12.74	New York (Armory)	11 Feb 12
50 Metres Hurdles						
IAAF, NAM, C	6.25	Mark McKoy (later AUT)	CAN	10.12.61	Kobe	5 Mar 86
CAC	6.36+	Anier Garcia	CUB	9.3.76	Liévin	13 Feb 00
EUR	6.36+	Ladji Doucouré	FRA	28.3.83	Liévin	26 Feb 05
ASI	6.44+	Liu Xiang	CHN	13.7.83	Liévin	28 Feb 04
AFR	6.48+	Shaun Bownes	RSA	24.10.70	Liévin	25 Feb 01
SAM	6.57	Redelén dos Santos	BRA	24.4.76	Groningen	28 Jan 06
OCE	6.7	Anthony Wright	NZL		Napier	2 Oct 71
	7.13	Toriki Urarii	PYF	25.10.88	Nice	17 Dec 11
<i>Age records</i>						
Wu18 (91.4cm)	6.66	Stéphane Caristan	FRA	31.5.64	Paris	25 Jan 81
(99/100cm)	6.69	Wayne Davis (later TTO)	USA	22.8.91	Landover	11 Mar 07
(106.7cm)	6.96	Garfield Darien	FRA	22.12.87	Aubiére	21 Feb 04
Wu20 (106.7cm)	6.52+	Liu Xiang	CHN	13.7.83	Liévin	24 Feb 02

EVENT	MARK	NAME	COUNTRY	BORN	VENUE	DATE
60 Metres Hurdles						
IAAF, EUR, C	7.30	Colin Jackson	GBR/WAL	18.2.67	Sindelfingen	6 Mar 94
CAC	7.33	Dayron Robles	CUB	19.11.86	Düsseldorf	8 Feb 08
NAM	7.36	Greg Foster	USA	4.8.58	Los Angeles	16 Jan 87
	7.36	Allen Johnson	USA	1.3.71	Budapest (SA)	6 Mar 04
	7.36	Terrence Trammell	USA	23.11.78	Doha	14 Mar 10
ASI	7.41	Liu Xiang	CHN	13.7.83	Birmingham	18 Feb 12
AFR	7.52	Shaun Bownes	RSA	24.10.70	Gent	23 Feb 01
SAM	7.60	Márcio de Souza	BRA	24.1.75	Karlsruhe	15 Feb 04
OCE	7.73	Kyle Vander-Kuyp	AUS	30.5.71	Barcelona	11 Mar 95
	7.73	Kyle Vander-Kuyp	AUS	30.5.71	Barcelona	12 Mar 95
	7.73	Kyle Vander-Kuyp	AUS	30.5.71	Paris (Bercy)	8 Mar 97
<i>Age records</i>						
Wu18 (91.4cm)	7.48	Ladji Doucouré	FRA	28.3.83	Eaubonne	23 Jan 00
(99/100cm)	7.62	Wayne Davis (later TTO)	USA	22.8.91	Landover	16 Mar 08
(106.7cm)	7.94	Shi Dongpeng	CHN	6.1.84	Tianjin	17 Feb 01
Wu20 (99/100cm)	7.62	Wilhem Belocian	FRA	22.6.95	Vai-de-Reuil	9 Mar 14
(106.7cm)	7.55	Liu Xiang	CHN	13.7.83	Gent	10 Feb 02
IAAF-u20 (99/100cm)	7.50	Kostadínos Douvalídís	GRE	10.3.87	Athína	11 Feb 06
	7.50	David Omoregie	GBR	1.11.95	Cardiff	9 Mar 14
Wo35	7.40	Colin Jackson	GBR	18.2.67	Wien	20 Mar 02
Wo40	7.96	Karl Smith	USA	15.9.59	Boston (Roxbury)	25 Mar 00
High Jump						
IAAF, CAC	2.43	Javier Sotomayor	CUB	13.10.67	Budapest (SC)	4 Mar 89
		<i>Series – 2.25-1, 2.31-1, 2.35-2, 2.37-1, 2.43-1</i>				
EUR	2.42	Carlo Thränhardt	FRG	5.7.57	Berlin (Schöneberg)	26 Feb 88
	2.42	Ivan Ukhov	RUS	29.3.86	Praha	25 Feb 14
ASI	2.41	Mutaz Essa Barshim	QAT	24.6.91	Athlone	18 Feb 15
NAM	2.40	Hollis Conway	USA	8.1.67	Sevilla	10 Mar 91
C	2.38	Steve Smith	GBR/ENG	29.3.73	Wuppertal	4 Feb 94
OCE	2.33	Tim Forsyth	AUS	17.8.73	Balingen	16 Feb 97
AFR	2.32	Anthony Idiata	NGR	5.1.75	Pátra	15 Feb 00
SAM	2.27	Gilmar Mayo	COL	30.9.69	Pireás	24 Feb 99
<i>Age records</i>						
Wu18	2.24	Dmitriy Kroyter	ISR	18.2.93	Moskva	14 Feb 10
	2.24	Danyil Lysenko	RUS	19.5.97	Kineshma	6 Dec 14
IAAF-u20	2.35	Volodymyr Yashchenko	URS/UKR	12.1.59	Milano	12 Mar 78
Wo35	2.30	Dragutin Topić	SRB	12.3.71	Novi Sad	7 Feb 08
Wo40	2.14	Dennis Lewis	USA	20.3.59	Silverstone	19 Feb 00
Pole Vault						
IAAF, EUR	6.16	Renaud Lavillenie	FRA	18.9.86	Donetsk	15 Feb 14
		<i>Series – 5.76-1, 5.91-1, 6.01-3, 6.16-1, 6.21-1 failure, retired</i>				
OCE, C	6.06	Steve Hooker	AUS	16.7.82	Boston (Roxbury)	7 Feb 09
NAM	6.02	Jeff Hartwig	USA	25.9.67	Sindelfingen	10 Mar 02
	6.00A	Shawn Barber	CAN	27.5.94	Reno	15 Jan 16
ASI	5.92	Igor Potapovich	KAZ	6.9.67	Stockholm	19 Feb 98
AFR	5.90	Okkert Brits	RSA	22.8.73	Liévin	16 Feb 97
	5.90	Okkert Brits	RSA	22.8.73	Toronto	1 Jun 97
SAM	5.76	Thiago Braz	BRA	16.12.93	Donetsk	15 Feb 14
CAC	5.72	Lázaro Borges	CUB	19.6.86	Donetsk	11 Feb 12
<i>Age records</i>						
Wu18	5.46	Adam Hague	GBR	29.8.97	Manchester	21 Dec 14
IAAF-u20	5.68	Raphael Holzdeppe	GER	28.9.89	Halle	1 Mar 08
Wo35	5.90	Björn Otto	GER	16.10.77	Cottbus	30 Jan 13
	5.90	Björn Otto	GER	16.10.77	Düsseldorf	8 Feb 13
Wo40	5.71	Jeff Hartwig	USA	25.9.67	Jonesboro	31 May 08
Long Jump						
IAAF, NAM	8.79	Carl Lewis	USA	1.7.61	New York	27 Jan 84
		<i>Series – 6.77, 8.21, 8.19, x, 8.30, 8.79</i>				
EUR	8.71	Sebastian Bayer	GER	11.6.86	Torino	8 Mar 09
CAC	8.62	Iván Pedroso	CUB	17.12.72	Maebashi	7 Mar 99
SAM	8.42	Irving Saladino	PAN	23.1.83	Athína	13 Feb 08
C	8.40	James Beckford	JAM	9.1.75	Madrid	9 Feb 96
AFR	8.36	Ignisious Gaisah (later NED)	GHA	20.6.83	Stockholm	2 Feb 06
ASI	8.27	Su Xiongfang	CHN	21.3.87	Nanjing	11 Mar 10
OCE	8.23	Henry Frayne	AUS	14.4.90	Istanbul	10 Mar 12

EVENT	MARK	NAME	COUNTRY	BORN	VENUE	DATE
<i>Age records</i>						
Wu18	8.12	Viktor Kuznetsov	UKR	17.7.86	Brovary	20 Dec 03
IAAF-u20	8.22	Viktor Kuznetsov	UKR	17.7.86	Brovary	22 Jan 05
Wo35	7.98	Bogdan Tudor	ROU	1.2.70	București	13 Feb 05
Wo40	7.59	Mattias Sunneborn	SWE	27.9.70	Såtra	3 Feb 13
Triple Jump						
IAAF, EUR	17.92	Teddy Tamgho	FRA	15.6.89	Paris (Bercy) (r2)	6 Mar 11
	17.92	Teddy Tamgho	FRA	15.6.89	Paris (Bercy) (r4)	6 Mar 11
		<i>Series – 17.46, 17.92, 17.65, 17.92, x, x</i>				
CAC	17.83	Aliecer Urrutia	CUB	22.9.74	Sindelfingen	1 Mar 97
NAM	17.76	Mike Conley	USA	5.10.62	New York	27 Feb 87
C	17.75	Phillips Idowu	GBR/ENG	30.12.78	Valencia	9 Mar 08
SAM	17.56	Jadel Gregório	BRA	16.9.80	Moskva	12 Mar 06
OCE	17.20	Andrew Murphy	AUS	18.12.69	Lisboa	9 Mar 01
ASI	17.16	Dong Bin	CHN	22.11.88	Nanjing	7 Mar 13
AFR	17.00	Ajayi Agbebaku	NGR	6.12.55	Dallas	30 Jan 82
<i>Age records</i>						
Wu18	16.32	Viktor Kuznetsov	UKR	17.7.86	Kiyev	12 Dec 03
IAAF-u20	17.14	Volker Mai	GDR	3.5.66	Pireás	2 Mar 85
Wo35	17.44	Jonathan Edwards	GBR	10.5.66	Birmingham	21 Feb 03
Wo40	16.08	Ray Kimble	USA	19.4.53		Feb 94
Shot Put						
IAAF, NAM	22.66	Randy Barnes	USA	16.6.66	Los Angeles	20 Jan 89
		<i>Series – 21.37, 21.42, 21.15, x, 21.43, 22.66</i>				
EUR	22.55	Ulf Timmermann	GDR	1.11.62	Senftenberg	11 Feb 89
C	21.49	Carl Myerscough	GBR/ENG	21.10.79	Fayetteville	15 Mar 03
AFR	21.47	Janus Robberts	RSA	10.3.79	Norman	1 Dec 01
OCE	21.26	Tomas Walsh	NZL	1.3.92	Sopot	7 Mar 14
SAM	21.04	Germán Lauro	ARG	2.4.84	Praha	25 Feb 14
CAC	20.62	Dorian Scott	JAM	1.2.82	Valencia	7 Mar 08
ASI	20.51	Ivan Ivanov	KAZ	3.1.92	Ust-Kamenogorsk	20 Jan 16
<i>Age records</i>						
Wu18 (7.26kg)	18.49	Yuriy Belonog	UKR	9.3.74	Kiyev	7 Dec 91
(6kg)	20.22	Konrad Bukowiecki	POL	17.3.97	Spała	19 Jan 14
(5kg)	24.24	Konrad Bukowiecki	POL	17.3.97	Spała	30 Dec 14
Wu20 (7.26kg)	21.05	Terry Albritton	USA	14.1.55	New York	22 Feb 74
IAAF-u20 (6kg)	22.48	Konrad Bukowiecki	POL	17.3.97	Toruń	8 Jan 16
	22.35	David Stori	GER	27.7.90	Rochlitz	20 Dec 09
Wo35	21.60	Reese Hoffa	USA	8.10.77	Lawrence	17 Apr 13
Wo40	20.40	Ivan Ivančić	YUG/SRB	6.12.37	Budapest (SC)	20 Feb 83
Heptathlon						
IAAF, NAM	6645	Ashton Eaton	USA	21.1.88	Istanbul	10 Mar 12
		(6.79 – 8.16 – 14.56 – 2.03 / 7.68 – 5.20 – 2:32.77)				
EUR	6438	Roman Šebrle	CZE	26.11.74	Budapest (SA)	7 Mar 04
		(6.97 – 7.96 – 16.28 – 2.11 / 7.95 – 4.80 – 2:39.67)				
C	6279	Michael Smith	CAN	16.9.67	Toronto	14 Mar 93
		(7.06 – 7.49 – 15.97 – 2.10 / 7.98 – 5.10 – 2:45.55)				
ASI	6229	Dmitriy Karpov	KAZ	23.7.81	Tallinn	16 Feb 08
		(7.07 – 7.21 – 16.23 – 2.07 / 7.99 – 5.15 – 2:43.69)				
CAC	6035	Maurice Smith	JAM	28.9.80	Fayetteville	26 Feb 05
		(6.94 – 7.11 – 16.03 – 1.98 / 7.88 – 4.50 – 2:39.32)				
SAM	5951	Gonzalo Barroilhet	CHI	19.8.86	Fayetteville	15 Mar 08
		(7.19 – 7.42 – 13.74 – 2.02 / 7.98 – 5.05 – 2:49.30)				
	5951	Carlos Chinin	BRA	3.5.85	Tallinn	8 Feb 14
		(7.01 – 7.41 – 14.27 – 2.01 / 8.01 – 4.64 – 2:44.88)				
AFR	5911	Larbi Bouraada	ALG	10.5.88	Paris (Bercy)	28 Feb 10
		(6.89 – 7.34 – 14.00 – 1.92 / 8.05 – 4.60 – 2:39.86)				
OCE	5758	Brent Newdick	NZL	31.1.85	Tallinn	4 Feb 12
		(7.08 – 7.14 – 14.39 – 1.95 / 8.25 – 4.73 – 2:46.86)				
<i>Age records</i>						
Wu18 (Senior)	5483	Wang Jianan	CHN	27.8.96	Nanjing	14 Feb 12
		(6.89 – 7.64 – 9.27 – 1.94 / 8.46 – 4.80 – 2:58.37)				
(Junior)	5592	Sven Reintak	URS/EST	17.6.63	Harkiv	25 Feb 80
		(7.0 – 6.98 – 13.79 – 2.06 / 8.2 – 4.80 – 2:57.7)				
	5510	Sam Talbot	GBR	17.2.99	Sheffield	10 Jan 16
		(7.00 – 7.51 – 12.62 – 1.87 / 8.05 – 3.82 – 2:44.60)				

EVENT	MARK	NAME	VENUE	DATE
(Youth)	5873	Hans-Christian Hausenberg (6.97 – 7.52 – 16.02 – 1.92 – 8.11 – 4.65 – 2:56.46)	EST 18.9.98 Tallinn	2 Mar 15
Wu20 (Senior)	6022	X Gunnar Nixon (7.10 – 7.53 – 13.97 – 2.15 / 8.21 – 4.50 – 2:40.15)	USA 13.1.93 Fayetteville	28 Jan 12
IAAF-u20 (Junior)	5984	Eusebio Cáceres (6.94 – 7.96 – 13.19 – 1.96 / 7.90 – 4.60 – 2:51.42)	ESP 10.9.91 San Sebastián	7 Mar 10
Wo35	6178	Roman Šebrie (7.06 – 7.59 – 15.42 – 2.06 / 8.08 – 4.90 – 2:42.72)	CZE 26.11.74 Paris (Bercy)	6 Mar 11

5000 Metres Walk

IAAF, EUR	18:07.08	Mikhail Shchennikov	RUS 24.12.67	Moskva	14 Feb 95
CAC	18:38.71	Ernesto Canto	MEX 18.10.59	Indianapolis	7 Mar 87
NAM, C	18:47.56	Tim Berrett	CAN 23.1.65	Winnipeg	20 Feb 93
OCE	18:52.20	David Smith	AUS 24.7.55	Indianapolis	7 Mar 87
ASI	19:14.00	Sergey Korepanov	KAZ 9.5.64	Karaganda	28 Jan 95
SAM	19:28.87	Sergio Galdino	BRA 7.5.69	Toronto	13 Mar 93
AFR	19:51.36	Hédi Téraoui	TUN 10.11.89	Bordeaux	23 Feb 14
<i>Age records</i>					
Wu18	19:30.08	Yevgeniy Shmalyuk	RUS 14.1.76	Sankt Peterburg	25 Dec 93
Wu20	18:51.9	Vasily Mizinov	RUS 29.12.97	Chelyabinsk	6 Jan 16
Wo35	18:16.76	Yohann Diniz	FRA 1.1.78	Reims	7 Dec 14
Wo40	19:40.17	Yuriy Andronov	RUS 6.11.71	Samara	30 Jan 14

4 x 200 Metres Relay

IAAF, EUR, C	1:22.11	Great Britain & NI <i>Linford Christie 20.6, Darren Braithwaite 20.7, Ade Mafe 20.7, John Regis 20.1</i>	GBR	Glasgow (KH)	3 Mar 91
NAM	1:22.71	United States <i>Thomas Jefferson, Raymond Pierre, Antonio McKay, Kevin Little</i>	USA	Glasgow (KH)	3 Mar 91
ASI	1:27.04	Hosei University <i>Wataru Iwanaga, Tatsuo Sugimoto, Kuniaki Masukawa, Haruyasu Kato</i>	JPN	Yokohama	3 Mar 91
<i>Age records</i>					
Wu18	1:26.09	Long Beach Poly <i>Isaiah Green 22.0, Vincent Joseph 21.3, Travon Patterson 21.4, Bryshun Nellum 21.4</i>	USA	New York	13 Mar 05
Wu20	1:25.36	Germany <i>André Volkmann, Alexander Kosenkow, Marc-Oliver Schmidtchen, Jens Weissbach</i>	GER	Liévin	2 Mar 96
Wo35	1:29.95	Great Britain <i>Mark Dunwell, Jim Tipper, Bernard Ward, Darren Scott</i>	GBR	Birmingham	6 Feb 11
Wo40	1:31.40	United States <i>Frank Schiro, Edward Gonera, Brady Crain, Ray Blackwell</i>	USA	New York (Armory)	17 Mar 01

4 x 400 Metres Relay

W, NAM	3:01.96	X United States <i>Kerron Clement 46.10, Wallace Spearmon 45.94, Darold Williamson 45.18, Jeremy Wariner 44.74</i>	USA	Fayetteville	11 Feb 06
IAAF, NAM	3:02.13	United States <i>Kyle Clemons 46.10, David Verburg 45.46, Kind Butler 45.43, Calvin Smith 45.14</i>	USA	Sopot	9 Mar 14
EUR	3:02.87	Belgium <i>Julien Watrin 46.88, Dylan Borlée 45.86, Jonathan Borlée 45.14, Kevin Borlée 44.99</i>	BEL	Praha	8 Mar 15
CAC, C	3:03.69	Jamaica <i>Errol Nolan 46.34, Allodin Fothergill 45.92, Akheem Gauntlett 45.52, Edino Steele 45.91</i>	JAM	Sopot	9 Mar 14
ASI	3:05.90	Japan <i>Kazuhiro Takahashi 46.69, Jun Osakada 46.27, Masayoshi Kan 46.98, Shunji Karube 45.96</i>	JPN	Maebashi	6 Mar 99
AFR	3:07.95	Nigeria <i>Tobi Ogunmola 48.21, Noah Akwu 46.46, Isah Salihu 46.58, Amaechi Morton 46.70</i>	NGR	Sopot	8 Mar 14
OCE	3:08.49	Australia <i>Paul Greene 47.9, Mark Garner 46.3, Rohan Robinson 47.3, Steven Perry 47.0</i>	AUS	Sevilla	10 Mar 91
SAM	3:10.50	Brazil <i>Claudinei da Silva 48.03, Osmar dos Santos 47.17, Flavio Godoy 47.00, Geraldo Maranhão 48.30</i>	BRA	Paris (Bercy)	8 Mar 97
<i>Age records</i>					
Wu18	3:23.04	Zebulon B. Vance TC, Charlotte <i>Lamar Johnson, Erin Jenkins, Cameron Tate, Jarrett Samuels</i>	USA	Boston	14 Mar 10
Wu20	3:13.34	Muir High School, Pasadena <i>Jucorie Tryon 48.86, Shaheed McCullough 49.06, Makio Haywood 49.14, Obea Moore 46.28</i>	USA	Boston (Roxbury)	10 Mar 96
Wo35	3:22.03	United States <i>George Joachim, Robert Thomas, Ed Winslow, Marek Wensel</i>	USA	Boston	26 Mar 06
Wo40	3:30.83	United States <i>Kettrell Berry, James Chinn, David Jones, Paul Brown</i>	USA	Nampa	13 Mar 05

4 x 800 Metres Relay

IAAF, NAM	7:13.11	USA All-Stars <i>Richard Jones 1:51.01, David Torrence 1:47.46, Duane Solomon 1:47.99, Erik Sowinski 1:46.67</i>	USA	Boston (Roxbury)	8 Feb 14
------------------	----------------	--	------------	-------------------------	-----------------

EVENT	MARK	NAME	COUNTRY	BORN	VENUE	DATE
EUR	7:15.77 X	Moskva Region <i>Roman Trubetskoy, Dmitriy Bukreyev, Dmitriy Bogdanov, Yuriy Borzakovskiy</i>	RUS		Moskva	10 Feb 08
	7:17.8	Russia <i>Valeriy Taratynov, Stanislav Meshcherskiikh, Alexey Taranov, Viktor Semyashkin</i>	RUS		Sofia	14 Mar 71
C	7:24.5 m	Ontario <i>Mike Housley, Paul Craig, Glen Bogue, John Craig</i>	CAN		Toronto	4 Mar 79
ASI	8:48.6 #m	Ricker <i>Shunji Kawasaki, Katsumi Nakao, Susumu Kawasho, Takashi Sugisaki</i>	JPN		Tokyo	19 Mar 61
<i>Age records</i>						
Wu20	7:42.19	Davis TC-UT <i>Stokton Smith, Colter Bianchard, Josh Ward, Logan McKay</i>	USA		New York (Armory)	14 Mar 15
Wo35 & Wo40	8:07.59	United States <i>Tom Dalton, Rocco Serafini, Steve Nearman, Anselm Lebourne</i>	USA		New York	1 Apr 00

Performances by athletes from former USSR Republics superior or equal to Asian records

60 Metres	6.51	Vitaliy Savin	KAZ	23.1.66	Moskva	1 Feb 92
High Jump	2.38	Igor Paklin	KGZ	15.6.63	Indianapolis	7 Mar 87
Pole Vault	6.02	Rodion Gataullin	UZB	23.11.65	Gomel	4 Feb 89
Shot Put	20.47	Sergey Rubtsov	KAZ	4.9.65	Minsk	25 Jan 92
5000m Walk	19:05.0	Vladimir Ostrovskiy	KAZ	12.12.66	Karaganda	7 Jan 90

Additional best performances in non-IAAF World Record events

100 Metres	10.05	Frankie Fredericks	NAM	2.10.67	Tampere	12 Feb 96
300 Metres	31.88	Wallace Spearman	USA	24.12.84	Fayetteville	10 Feb 06
500 Metres	1:00.17	Ken Lowery	USA	13.8.61	Indianapolis	16 Jan 87
600 Metres	1:15.12	Nico Motchebon	GER	13.11.69	Sindelfingen	28 Feb 99
2000 Metres	4:49.99	Kenenisa Bekele	ETH	13.6.82	Birmingham	17 Feb 05
<i>Pace – 1500m: 3:40.4; 1600: 3:54.85; 1800m: 4:23.68</i>						
Two Miles	8:03.40	Mohamed Farah <i>Pace – 400m: 59.3; 800m: 1:59.7; 1200m: 3:01.5; 1600m: 4:02.4; 1 Mile: 4:03.9; 2000m: 5:02.9; 2400m: 6:03.1; 2800m: 7:03.3; 3000m: 7:33.1. Halves: 4:03.9/3:59.5</i>	GBR	23.3.83	Birmingham	21 Feb 07
Six Miles	27:00.88+	Luke Kipkosgei	KEN	27.11.75	Gent	10 Feb 02
10,000 Metres	27:50.29	Mark Bett	KEN	22.12.76	Gent	10 Feb 02
2000 Metres St	5:13.77	Paul Kipsiele Koech	KEN	10.11.81	Gent	13 Feb 11
3000 Metres St	8:17.46	Aleksandr Zagoruyko	URS/UKR	4.11.55	Moskva	21 Feb 82
110m Hurdles	13.34	Allen Johnson	USA	1.3.71	Moskva	14 Feb 95
400m Hurdles	48.78	Félix Sánchez	DOM	30.8.77	Val-de-Reuil	18 Feb 12
35 Pound Weight	25.86	Lance Deal	USA	21.8.61	Atlanta	4 Mar 95
3000 Metres Walk	10:31.42	Andreas Erm	GER	12.3.76	Halle	4 Feb 01

WOMEN**50 Metres**

IAAF, EUR	5.96+	Irina Privalova	RUS	22.11.68	Madrid	9 Feb 95
CAC, C	6.00	Merlene Ottey	JAM	10.5.60	Moskva	4 Feb 94
NAM	6.02+	Gail Devers	USA	19.11.66	Liévin	21 Feb 99
AFR	6.04+	Chioma Ajunwa	NGR	25.12.70	Liévin	22 Feb 98
SAM	6.31	Jennifer Innis	GUY	21.11.59	Daly City	11 Feb 83
ASI	6.31+	Susanthika Jayasinghe	SRI	17.12.75	Liévin	25 Feb 01
OCE	6.3 m	Pamela Kilborn	AUS	12.8.39	Toronto	29 Jan 65
<i>Age records</i>						
Wu18	6.28	Victoria Jordan	USA	26.2.90	Landover	11 Mar 07
Wu20	6.24	Marlies Oelsner/Göhr	GDR	21.3.58	Berlin (DH)	5 Mar 77
Wo35	6.06+	Merlene Ottey	JAM	10.5.60	Liévin	21 Feb 99
Wo40	6.13+	Merlene Ottey	JAM	10.5.60	Madrid	14 Mar 01

60 Metres

IAAF, EUR	6.92	Irina Privalova	RUS	22.11.68	Madrid	11 Feb 93
	6.92	Irina Privalova	RUS	22.11.68	Madrid	9 Feb 95
NAM	6.95	Gail Devers	USA	19.11.66	Toronto	12 Mar 93
	6.95	Marion Jones	USA	12.10.75	Maebashi	7 Mar 98
CAC, C	6.96	Merlene Ottey	JAM	10.5.60	Madrid	14 Feb 92
AFR	6.99	Murielle Ahouré	CIV	23.8.87	Birmingham	16 Feb 13
ASI	7.09	Susanthika Jayasinghe	SRI	17.12.75	Stuttgart	7 Feb 99
SAM	7.19	Franciela Krasucki	BRA	26.4.88	São Caetano do Sul	16 Feb 14
OCE	7.30	Sally McLellan/Pearson	AUS	19.9.86	Boston (Roxbury)	7 Feb 09
<i>Age records</i>						
Wu18	7.24	Victoria Jordan	USA	26.2.90	Houston	10 Feb 07
IAAF-u20	7.09	Joan Ekah Uduak	NGR	16.12.80	Maebashi	7 Mar 99
Wo35	7.01	Merlene Ottey	JAM	10.5.60	Liévin	21 Feb 99
Wo40	7.17	Merlene Ottey	SLO	10.5.60	Linz	7 Mar 03

EVENT	MARK	NAME	COUNTRY	BORN	VENUE	DATE
200 Metres						
IAAF, CAC, C	21.87	Merlene Ottey	JAM	10.5.60	Liévin	13 Feb 93
EUR	22.10	Irina Privalova	RUS	22.11.68	Liévin	19 Feb 96
NAM*	22.33	Gwen Torrence	USA	12.6.65	Atlanta	2 Mar 95
OCE	22.64	Melinda Gainsford/Taylor	AUS	1.10.71	Barcelona	10 Mar 95
	22.64	Melinda Gainsford/Taylor	AUS	1.10.71	Barcelona	11 Mar 95
AFR	22.80	# Murielle Ahouré	CIV	23.8.87	College Station	13 Mar 09
	23.00	Regina George	NGR	17.2.91	Fayetteville	23 Feb 13
ASI	22.99	Susanthika Jayasinghe	SRI	17.12.75	Lisboa	9 Mar 01
SAM	23.63	Angela Corlette	GUY	7.9.75	New York	8 Mar 08
<i>Age records</i>						
Wu18	23.15	Irène Ekelund	SWE	8.3.97	Norrköping	17 Feb 13
IAAF-u20	22.40	Bianca Knight	USA	2.1.89	Fayetteville	14 Mar 08
Wo35	23.04	Sandra Myers	ESP	9.1.61	Torino	17 Feb 96
Wo40	23.93	Merlene Ottey	SLO	10.5.60	Wien	28 Jan 03
* 22.18 Michelle Collins USA 12.2.71 Birmingham 15 Mar 03 – Annulled as a North American record because of doping violation						
400 Metres						
IAAF, EUR	49.59	Jarmila Kratochvílová	TCH/CZE	26.1.51	Milano	7 Mar 82
		<i>Pace – 200m: 23.5</i>				
C	50.02	Nicola Sanders	GBR/ENG	23.6.82	Birmingham	3 Mar 07
CAC	50.34	Christine Amertil	BAH	18.8.79	Moskva	12 Mar 06
NAM	50.46A	Phyllis Francis	USA	4.5.92	Albuquerque	15 Mar 14
AFR	50.73	Charity Opara	NGR	20.5.72	Stuttgart	1 Feb 98
SAM	51.83	Aliann Pompey	GUY	9.3.78	New York (Armory)	26 Feb 10
OCE	52.17	Maree Holland	AUS	25.7.63	Budapest (SC)	4 Mar 89
ASI	52.27	Li Yajun	CHN	21.7.77	Beijing	24 Feb 96
<i>Age records</i>						
Wu18	52.10	Sanya Richards/Ross	JAM	26.2.85	New York	10 Mar 02
IAAF-u20	50.82	Sanya Richards/Ross	USA	26.2.85	Fayetteville	13 Mar 04
Wo35	51.99	Helena Fuchsová	CZE	3.6.65	Praha	18 Feb 01
Wo40	56.15	Barbara Akin	FRA	29.08.65	Clermont-Ferrand	22 Mar 08
800 Metres						
IAAF, EUR	1:55.82	Jolanda Čeplak	SLO	12.9.76	Wien	3 Mar 02
		<i>Pace – 200m: 28.34; 400m: 57.34; 600m: 1:26.68</i>				
AFR, C	1:56.36	# Maria Mutola	MOZ	27.10.72	Liévin	22 Feb 98
	1:57.06	Maria Mutola	MOZ	27.10.72	Liévin	21 Feb 99
NAM	1:58.71	Nicole Teter	USA	8.11.73	New York (Armory)	2 Mar 02
SAM	1:59.21	Letitia Vriesde	SUR	5.10.64	Birmingham	23 Feb 97
CAC	1:59.54	Kenia Sinclair	JAM	14.7.80	Moskva	12 Mar 06
OCE	2:00.36	Toni Hodgkinson	NZL	12.12.71	Paris (Bercy)	9 Mar 97
ASI	2:00.78	Miho Sugimori	JPN	14.4.78	Yokohama	22 Feb 03
<i>Age records</i>						
Wu18	2:01.8	m Mary Decker	USA	4.8.58	San Diego	17 Feb 74
Wu20	2:00.7	OT m Katrin Wühh	GDR	19.11.65	Senftenberg	7 Jan 84
	2:00.7	OT m Christine Wachtel	GDR	6.1.65	Senftenberg	22 Jan 84
IAAF-u20	2:01.03	Meskerem Legesse	ETH	28.9.86	Fayetteville	14 Feb 04
Wo35	1:58.37	Helena Fuchsová	CZE	3.6.65	Liévin	25 Feb 01
Wo40	2:01.59	Yekaterina Podkopayeva	RUS	11.6.52	Grenoble	6 Feb 94
1000 Metres						
IAAF, AFR, C	2:30.94	Maria Mutola	MOZ	27.10.72	Stockholm	25 Feb 99
		<i>Pace – 200m: 28.55; 400m: 58.64; 600m: 1:28.44; 800m: 1:59.84</i>				
EUR	2:32.16	Yuliya Chizhenko	RUS	30.8.79	Moskva	25 Jan 06
NAM	2:34.19	Jennifer Toomey	USA	19.12.71	Birmingham	20 Feb 04
OCE	2:36.96	Toni Hodgkinson	NZL	12.12.71	Boston (Roxbury)	6 Feb 00
SAM	2:38.30	Letitia Vriesde	SUR	5.10.64	Stockholm	25 Feb 99
CAC	2:38.62	Kenia Sinclair	JAM	14.7.80	Boston (Roxbury)	6 Feb 10
ASI	2:46.6	m Geng Xiujuan	CHN	16.1.64	Beijing	27 Mar 87
<i>Age records</i>						
Wu18	2:43.22	Anita Hinriksdóttir	ISL	13.1.96	Reykjavik	15 Dec 12
IAAF-u20	2:35.80	Mary Cain	USA	3.5.96	Boston (Roxbury)	8 Feb 14
Wo35	2:35.29	Regina Jacobs	USA	28.8.63	Boston (Roxbury)	6 Feb 00
Wo40	2:36.08	Yekaterina Podkopayeva	RUS	11.6.52	Liévin	13 Feb 93

EVENT	MARK	NAME	COUNTRY	BORN	VENUE	DATE
1500 Metres						
IAAF, AFR	3:55.17	Genzebe Dibaba <i>Pace – 400m: 62.5; 800m: 2:09.0; 1200m: 3:10.5</i>	ETH	8.2.91	Karlsruhe	1 Feb 14
EUR*	3:57.91	Abeba Aregawi (ex-ETH)	SWE	5.7.90	Stockholm	6 Feb 14
ASI	3:59.79	Maryam Jamal (ex-ETH)	BRN	16.9.84	Valencia	9 Mar 08
NAM	3:59.98	Regina Jacobs	USA	28.8.63	Boston (Roxbury)	1 Feb 03
C	4:02.66	Kelly Holmes	GBR/ENG	19.4.70	Birmingham	16 Mar 03
OCE	4:11.08+	Sarah Jamieson	AUS	24.3.75	Boston (Roxbury)	7 Feb 09
CAC	4:12.86	Mardrea Hymn	JAM	22.12.72	Karlsruhe	15 Feb 04
SAM	4:14.05	Letitia Vriesde	SUR	5.10.64	Budapest (SC)	12 Feb 92
<i>Age records</i>						
Wu18	4:08.47	Gudaf Tsegay	ETH	23.1.97	Stockholm	6 Feb 14
IAAF-u20	4:03.28	Kalkidan Gezahegne	ETH	8.5.91	Stockholm	10 Feb 10
Wo35	3:59.98	Regina Jacobs	USA	28.8.63	Boston (Roxbury)	1 Feb 03
Wo40	4:05.19	Yekaterina Podkopayeva	RUS	11.6.52	Paris (Bercy)	9 Mar 97
* 3:57.71 Yelena Soboleva RUS 3.8.82 Valencia 9 Mar 08 – Annulled because of doping violation						
One Mile						
IAAF, EUR	4:17.14	Doina Melinte <i>Pace – 440y: 62.8; 880y: 2:09.9; 1320y: 3:14.5; 1500m: 4:00.27</i>	ROU	27.12.56	East Rutherford	9 Feb 90
NAM	4:20.5 m	Mary Decker/Slaney	USA	4.8.58	San Diego	19 Feb 82
	4:17.55 ^{OT}	Mary Decker/Slaney	USA	4.8.58	Houston	16 Feb 80
AFR	4:23.33	Kutre Dulecha	ETH	22.8.78	Stuttgart	4 Feb 01
C	4:23.86	Kirsty Wade	GBR/WAL	6.8.62	New York	5 Feb 88
OCE	4:24.14	Kim Smith	NZL	19.11.81	Boston (Allston)	8 Feb 08
ASI	4:24.71	Maryam Jamal (ex-ETH)	BRN	16.9.84	Birmingham	20 Feb 10
CAC	4:32.33	Kenia Sinclair	JAM	14.7.80	Gainesville	3 Mar 05
SAM	4:42.24	Valentina Medina	VEN	12.2.81	Lincoln	23 Feb 02
<i>Age records</i>						
Wu18	4:28.25	Mary Cain	USA	3.5.96	New York (Armory)	16 Feb 13
IAAF-u20	4:24.10	Kalkidan Gezahegne	ETH	8.5.91	Birmingham	20 Feb 10
Wo35	4:21.79	Regina Jacobs	USA	28.8.63	New York	8 Jan 00
Wo40	4:44.81	Sonja Friend-Uhl	USA	22.3.71	Blacksburg	3 Mar 12
3000 Metres						
IAAF, AFR	8:16.60	Genzebe Dibaba <i>Pace – 200m: 33.1; 400m: 66.7; 600m: 1:40.7est; 1000m: 2:48.65; 1200m: 3:22.12; 1400m: 3:55.54; 1500m: 4:12.0; 1600m: 4:28.54; 1800m: 5:01.53; 2000m: 5:34.24; 220m: 6:07.32; 2400m: 6:39.63; 2600m: 7:11.69; 2800m: 7:44.41. Halves: 4:12.0/4:04.6</i>	ETH	8.2.91	Stockholm	6 Feb 14
EUR	8:27.86	Liliya Shobukhova	RUS	13.11.77	Moskva	17 Feb 06
C	8:29.99	Hellen Obiri	KEN	13.12.89	Stockholm	6 Feb 14
NAM	8:33.25	Shalane Flanagan	USA	8.7.81	Boston (Roxbury)	27 Jan 07
OCE	8:38.14	Kim Smith	NZL	19.11.81	Boston (Roxbury)	27 Jan 07
ASI	8:41.34	Dong Yanmei	CHN	16.2.77	Lisboa	10 Mar 01
SAM	9:07.08	Letitia Vriesde	SUR	5.10.64	Den Haag	31 Jan 93
CAC	9:08.55	Korene Hinds	JAM	18.1.76	Boston (Roxbury)	1 Feb 03
<i>Age records</i>						
Wu18	8:46.01	Gotytom Gebreslase	ETH	15.1.95	Boston (Roxbury)	4 Feb 12
IAAF-u20	8:33.56	Tirunesh Dibaba	ETH	1.10.85	Birmingham	20 Feb 04
Wo35	8:39.14	Regina Jacobs	USA	28.8.63	Maebashi	7 Mar 99
Wo40	9:02.83	Lyubov Kremlyova	RUS	21.12.61	Moskva	22 Jan 92
5000 Metres						
IAAF, AFR	14:18.86	Genzebe Dibaba <i>Pace – 200m: 33.38; 400m: 67.40; 600m: 1:42.46; 800m: 2:18.12; 1000m: 2:53.33; 1200m: 3:27.90; 1400m: 4:02.54; 1600m: 4:37.09; 1800m: 5:10.86; 2000m: 5:44.86; 2200m: 6:18.87; 2400m: 6:53.26; 2600m: 7:27.91; 2800m: 8:02.65; 3000m: 8:37.20; 3200m: 9:11.96; 3400m: 9:46.94; 3600m: 10:22.04; 3800m: 10:57.00; 4000m: 11:31.72; 4200m: 12:06.09; 4400m: 12:40.53; 4600m: 13:14.25; 4800m: 13:47.52</i>	ETH	8.2.91	Stockholm	19 Feb 15
OCE, C	14:39.89	Kim Smith	NZL	19.11.81	New York (Armory)	27 Feb 09
EUR*	14:47.35	Gabriela Szabo	ROU	14.11.75	Dortmund	13 Feb 99
NAM	14:47.62	Shalane Flanagan	USA	8.7.81	Boston (Roxbury)	7 Feb 09
ASI	15:34.70	Alia Mohamed Saeed (ex-ETH)	UAE	18.5.91	Stockholm	19 Feb 15
SAM	16:12.58	Maria Elena Calle	ECU	25.7.75	Fayetteville	10 Mar 00
CAC	16:20.41	Zoila Gómez	MEX	7.6.79	Indianapolis	13 Mar 02
<i>Age records</i>						
Wu18	16:10.79	Anna Rohrer	USA	27.2.98	New York (Armory)	13 Mar 15
IAAF-u20	14:53.99	Tirunesh Dibaba	ETH	1.10.85	Boston (Roxbury)	31 Jan 04
Wo35	15:41.42	Yelena Zadorozhnaya	RUS	3.12.77	Moskva	14 Feb 13
* 14:46.44 Alemitu Bekele TUR 17.9.77 Stockholm 10 Feb 10 – Annulled as a European record because of doping violation						

EVENT	MARK	NAME	COUNTRY	BORN	VENUE	DATE
50 Metres Hurdles						
IAAF, EUR	6.58	Cornelia Oschkenat	GDR	29.10.61	Berlin (DH)	20 Feb 88
NAM	6.67A	Jackie Joyner-Kersey	USA	3.3.62	Reno	10 Feb 95
CAC, C	6.67+	Michelle Freeman	JAM	5.5.69	Liévin	13 Feb 00
ASI	6.70	Olga Shishigina	KAZ	23.12.68	Budapest (SC)	5 Feb 99
AFR	6.76+	Glory Alozie (later ESP)	NGR	30.12.77	Liévin	25 Feb 01
SAM	7.1 m	Edith Noeding	PER	3.11.54	München	28 Jan 76
OCE	7.2 m	Jan Mack/Lothian	NZL	7.9.47	Napier	2 Oct 71
	7.2 m	Karen Page	NZL		Logan	17 Feb 79
<i>Age records</i>						
Wu18, Wu20 (84cm)	6.95	Candy Young	USA	21.5.62	Edmonton	3 Feb 79
Wo35	6.83+	Michelle Freeman	JAM	5.5.69	Liévin	26 Feb 05
60 Metres Hurdles						
IAAF, EUR	7.68	Susanna Kallur	SWE	16.2.81	Karlsruhe	10 Feb 08
NAM	7.72	Lolo Jones	USA	5.8.82	Doha	13 Mar 10
OCE, C	7.73	Sally McLellan/Pearson	AUS	19.9.86	Istanbul	10 Mar 12
CAC	7.74	Michelle Freeman	JAM	5.5.69	Madrid	3 Feb 98
AFR	7.82	Glory Alozie (later ESP)	NGR	30.12.77	Madrid	16 Feb 99
ASI	7.82	Olga Shishigina	KAZ	23.12.68	Liévin	21 Feb 99
SAM	7.91	Yvette Lewis	PAN	16.3.85	Sopot	27 Mar 14
<i>Age records</i>						
Wu18 (76.2 cm)	8.19	Yekaterina Bleskina	RUS	29.1.93	Penza	29 Jan 10
(84 cm)	8.17A	Dior Hall	USA	2.1.96	Golden	9 Feb 13
(84 cm)	8.17	Sydney McLaughlin	USA	7.8.99	New York (Armory)	15 Mar 15
IAAF-u20	8.01	^a Dior Hall	USA	2.1.96	Fayetteville	13 Mar 15
	8.06	Ulrike Denk	FRG	10.5.64	Dortmund	19 Feb 83
	8.06	Monique Ewanjé-Épée	FRA	11.7.67	Madrid	22 Feb 86
Wo35	7.74	Gail Devers	USA	19.11.66	Boston (Roxbury)	1 Mar 03
Wo40	7.86	Gail Devers	USA	19.11.66	New York (MSG)	2 Feb 07
High Jump						
IAAF, EUR	2.08	Kajsa Bergqvist	SWE	12.10.76	Arnstadt	4 Feb 06
		<i>Series – 1.85-1, 1.93-1, 1.96-1, 1.99-1, 2.01-1, 2.03-1, 2.05-2, 2.08-1</i>				
NAM	2.02A	Chaunté Howard/Lowe	USA	12.1.84	Albuquerque	26 Feb 12
CAC	2.01	Ioannet Quintero	CUB	8.9.72	Berlin (Schöneberg)	5 Mar 93
C	1.99	Debbie Brill	CAN	10.3.53	Edmonton	23 Jan 82
ASI	1.98	Svetlana Zalevskaya	KAZ	14.6.73	Samara	2 Mar 96
OCE	1.97	Alison Inverarity	AUS	12.8.70	Toronto	13 Mar 93
AFR	1.97	Hestrie Storbeck/Cloete	RSA	26.8.78	Birmingham	18 Feb 01
SAM	1.94	Solange Witteveen	ARG	6.2.76	Brno	9 Feb 00
<i>Age records</i>						
Wu18	1.95	Marina Kuptsova	RUS	22.12.81	Brno	30 Jan 98
	1.95	Irina Kovalenko	UKR	12.6.86	Lvov	26 Dec 03
IAAF-u20	1.97	Mariya Kuchina	RUS	14.1.93	Trinec	26 Jan 11
Wo35	1.97	Venelina Veneva/Mateeva	BUL	13.6.74	Bucureşti	18 Feb 11
Wo40	1.94	Venelina Veneva/Mateeva	BUL	13.6.74	Dobrich	15 Feb 15
	1.94	Venelina Veneva/Mateeva	BUL	13.6.74	Praha	6 Mar 15
Pole Vault						
IAAF, NAM	5.03	^a Jenn Stuczynski/Suhr	USA	5.2.82	Brockport	30 Jan 15
		<i>Series – 4.60-2, 4.82-1, 5.03-3, 5.07-f</i>				
	5.02A	Jenn Stuczynski/Suhr	USA	5.2.82	Albuquerque	2 Mar 13
		<i>Series – 4.65-1, 4.70-1, 4.80-1, 4.90-1, 5.02-1, 5.07-f</i>				
EUR	5.01	Yelena Isinbaeva	RUS	3.6.82	Stockholm	23 Feb 12
C	4.87	Holly Bleasdale	GBR/ENG	2.11.91	Villeurbanne	21 Jan 12
SAM	4.83	Fabiana Murer	BRA	16.3.81	Nevers	7 Feb 15
CAC	4.82	Yarisley Silva	CUB	1.6.87	Des Moines	24 Apr 13
OCE	4.72	Kym Howe	AUS	12.6.80	Donetsk	10 Feb 07
ASI	4.51	Li Ling	CHN	6.7.89	Xianlin	8 Mar 15
AFR	4.41	Elmarie Gerrys	RSA	25.8.72	Birmingham	20 Feb 00
<i>Age records</i>						
Wu18	4.46	Zhang Yingning	CHN	6.1.90	Shanghai	15 Mar 07
IAAF-u20	4.71	^a Wilma Murto	FIN	11.6.98	Zweibrücken	31 Jan 16
	4.63	Angelica Bengtsson	SWE	8.7.93	Stockholm	22 Feb 11
Wo35	4.61	Stacy Dragila	USA	25.3.71	New York (MSG)	30 Jan 09
Wo40	4.05	Doris Auer	AUT	10.5.71	Wien	21 Jan 12

EVENT	MARK	NAME	COUNTRY	BORN	VENUE	DATE
Long Jump						
IAAF, EUR	7.37	Heike Drechsler <i>Series – 4.51, x, 6.71, 6.97, x, 7.37</i>	GDR	16.12.64	Wien	13 Feb 88
NAM	7.23	Brittney Reese	USA	9.9.86	Istanbul	11 Mar 12
C	6.99	Christabel Nettey	CAN	2.6.91	Stockholm	19 Feb 15
AFR	6.97	Chioma Ajunwa	NGR	25.12.70	Erfurt	5 Feb 97
CAC	6.91	Elva Goulbourne	JAM	21.1.80	Fayetteville	23 Feb 02
SAM	6.89	Maurren Higa Maggi	BRA	25.6.76	Valencia	9 Mar 08
ASI	6.82	Yang Juan	CHN	5.9.69	Beijing	13 Mar 92
OCE	6.81	Nicole Boegman	AUS	5.3.67	Barcelona	12 Mar 95
<i>Age records</i>						
Wu18	6.61	Anu Kaljurand	URS/EST	16.4.69	Leningrad	1 Feb 86
IAAF-u20	6.88	Heike Daute/Drechsler	GDR	16.12.64	Berlin (DH)	1 Feb 83
Wo35	6.86	Heike Drechsler	GER	16.12.64	Gent	27 Feb 00
Wo40	6.64	Tatyana Ter-Mesrobian	RUS	12.5.68	Sankt-Peterburg	5 Jan 10
Triple Jump						
IAAF, EUR	15.36	Tatyana Lebedeva <i>5.44 hop, 3.98 step, 5.94 Jump</i> <i>Series – 15.16, 15.25, -, 15.15, -, 15.36</i>	RUS	21.7.76	Budapest (SA)	6 Mar 04
C	15.16	Ashia Hansen	GBR/ENG	5.12.71	Valencia	28 Feb 98
ASI	15.14	Olga Rypakova	KAZ	30.11.84	Doha	13 Mar 10
CAC	15.05	Yagelis Savigne	CUB	13.11.84	Valencia	8 Mar 08
AFR	14.90	Yamilé Aldama (later GBR)	SUD	14.8.72	Budapest (SA)	6 Mar 04
SAM	14.69	Yulimar Rojas	VEN	21.10.95	Madrid	23 Jan 16
	14.11	Keila Costa	BRA	6.2.83	Moskva	10 Mar 06
NAM	14.23	Sheila Hudson/Strudwick	USA	30.6.67	Atlanta	4 Mar 95
OCE	13.31	Nicole Mladenis	AUS	22.9.75	Budapest (SA)	5 Mar 04
<i>Age records</i>						
Wu18	14.09	Wang Rong	CHN	1.7.96	Nanjing	7 Mar 13
IAAF-u20	14.37	Ren Ruiping	CHN	1.2.76	Barcelona	11 Mar 95
Wo35	14.82	Yamilé Aldama	GBR	14.8.72	Istanbul	10 Mar 12
Wo40	13.95	Yamilé Aldama	GBR	14.8.72	Göteborg	3 Mar 13
Shot Put						
IAAF, EUR	22.50	Helena Fibingerová <i>Series – 22.50, 21.58, 20.76, 21.04, x, -</i>	TCH/CZE	13.7.49	Jablonec	19 Feb 77
ASI	21.10	Sui Xinmei	CHN	29.1.65	Beijing	3 Mar 90
OCE, C	20.98	Valerie Adams	NZL	6.10.84	Zürich (HB)	28 Aug 13
NAM	19.89	Jillian Camarena-Williams	USA	2.8.82	Fayetteville	11 Feb 12
CAC	19.60	Belsis Laza	CUB	5.6.67	Pireás	8 Mar 89
SAM	18.33	Elisângela Adriano	BRA	27.7.72	Pireás	24 Feb 99
AFR	18.13A	Vivian Chukwuemeka	NGR	4.5.77	Flagstaff	4 Feb 06
<i>Age records</i>						
Wu18 (Senior)	17.58	Emel Dereli	TUR	25.2.96	Istanbul	28 Dec 13
(3kg)	19.41	Emel Dereli	TUR	25.2.96	Izmir	15 Dec 12
IAAF-u20	20.51	Heidi Krieger	GDR	20.7.65	Budapest (SC)	8 Feb 84
Wo35	21.47	Helena Fibingerová	TCH/CZE	13.7.49	Jablonec	9 Feb 85
Wo40	19.16	Antonina Ivanova	RUS	25.12.32	Moskva	24 Feb 74
Pentathlon						
IAAF, EUR	5013	Natalya Dobrynska (8.38 – 1.84 – 16.51 – 6.57 – 2:11.15)	UKR	29.5.82	Istanbul	9 Mar 12
C	5000	Katarína Johnson-Thompson (8.18 – 1.95 – 12.32 – 6.89 – 2:12.78)	GBR/ENG	9.1.93	Praha	6 Mar 15
NAM	4805A	Sharon Day-Monroe (8.44 – 1.88 – 15.59 – 6.09 – 2:13.19)	USA	9.6.85	Albuquerque	21 Feb 14
CAC	4643	Akela Jones (8.25 – 1.85 – 12.99 – 6.64 – 2:25.63)	BAR	21.4.95	Manhattan KS	22 Jan 16
ASI	4582	Olga Rypakova (8.68 – 1.88 – 12.90 – 6.55 – 2:23.26)	KAZ	30.11.84	Pattaya	10 Feb 06
AFR	4558	Eunice Barber (later FRA) (8.39 – 1.80 – 13.05 – 6.35 – 2:18.17)	SLE	17.11.74	Paris (Bercy)	7 Mar 97
OCE	4490	Jane Jamieson (8.66 – 1.83 – 13.94 – 6.08 – 2:19.64)	AUS	23.6.75	Maebashi	5 Mar 99
SAM	4261	Vanessa Spinola (8.92 – 1.74 – 12.62 – 6.04 – 2:16.82)	BRA	5.3.90	Tallinn	2 Feb 13
	4295	# Najuma Fletcher <i>(with 55m Hurdles)</i>	GUY	31.5.74	Syracuse	18 Feb 95

EVENT	MARK	TEAM		VENUE	DATE
<i>Age records</i>					
Wu18 (Senior)	4354	Alina Shukh (9.08 – 1.82 – 13.45 – 5.94 – 2:16.63)	UKR	12.2.99	Zaporizhzhya 27 Jan 16
Wu20	4694 ^{OT}	Sibylle Thiele (8.59 – 1.86 – 14.32 – 6.51 – 2:20.4)	GDR	6.3.65	Senftenberg 26 Jan 84
Wu20*	4635A #	Kendell Williams (8.21 – 1.88 – 12.05 – 6.32 – 2:17.31)	USA	14.6.95	Albuquerque 15 Mar 14
IAAF-u20	4535	Carolina Klüft (8.49 – 1.81 – 12.71 – 6.24 – 2:14.95)	SWE	2.2.83	Wien 1 Mar 02
Wo35	4646	Sabine Braun (8.32 – 1.80 – 14.37 – 6.27 – 2:17.45)	GER	19.6.65	Lisboa 9 Mar 01
Wo40	3696	Sonia Del Prete (8.94 – 1.60 – 10.67 – 5.86 – 2:32.83)	FRA	7.2.70	Gent 17 Mar 11
* Mark not ratified due to unsurveyed facilities					
3000 Metres Walk					
W	11:35.34 #	Gillian O'Sullivan	IRL	21.8.76	Belfast 15 Feb 03
IAAF, EUR	11:40.33	Claudia Iovan Ștef	ROU	25.2.78	București 30 Jan 99
OCE, C	11:53.82	Kerry Junna-Saxby	AUS	2.6.61	Toronto 13 Mar 93
NAM	12:20.79	Debbi Lawrence	USA	15.10.61	Toronto 12 Mar 93
ASI	12:42.65	Yuko Sato	JPN	23.1.68	Osaka 11 Feb 94
CAC	13:23.45	María Colín	MEX	7.3.66	Indianapolis 6 Mar 87
SAM	13:24.95	Miriam Ramón	ECU	10.2.73	Sevilla 9 Mar 91
AFR	15:03.84	Olfa Lafi	TUN	16.9.86	Nantes 15 Feb 14
<i>Age records</i>					
Wu18, Wu20	12:05.6 m	Lyudmila Yefimkina	RUS	22.8.81	Insar 1 Mar 98
Wo35	12:23.46	Maria José Povos	ESP	16.3.78	Zaragoza 9 Mar 14
Wo40	12:33.1	Yelena Veremeychuk	UKR	13.10.59	Kiyev 26 Feb 00
4 x 200 Metres Relay					
IAAF, EUR	1:32.41	Russia	RUS	Glasgow (KH)	29 Jan 05
NAM	1:33.24	Yekaterina Kondratyeva, Irina Khabarova, Yuliya Pechonkina, Yuliya Gushchina United States	USA	Glasgow (KH)	12 Feb 94
C	1:33.96	<i>Flirtisha Harris, Chryste Gaines, Terri Dendy, Michele Collins</i> England	GBR	Glasgow (KH)	23 Feb 90
ASI	1:42.80	<i>Paula Dunn/Thomas, Jenni Stoute, Linda Keough/Staines, Sally Gunnell</i> Japan	JPN	Yokohama	3 Mar 91
<i>Age records</i>					
Wu18	1:38.77	SC Berlin	GER	Dortmund	17 Feb 91
	1:38.77	<i>Anja Schmitz, Nadja Hack, Carola Otto, Silke Breckenfelder</i> Belgium Scholier	BEL	Gent	20 Feb 10
Wu20	1:35.86	<i>Imke Vervaet, Justien Grillet, Camille Laus, Kimberley Efonye</i> Polytechnic High School, Long Beach	USA	New York (Armory)	16 Mar 03
Wo35	1:43.74	<i>Shana Solomon 24.3, Jasmine Lee 24.4, Dominique Dorsey 24.2, Shalonda Solomon 24.2</i> Great Britain & NI	GBR	Budapest (Syma)	30 Mar 14
Wo40	1:44.34	<i>Lesley Owusu, Susan Young, Susie McLoughlin, Ellena Ruddock</i> Germany	GER	Sindelfingen	14 Mar 04
<i>Anke Moritz, Birgitte Heidrich, Angelika Grissmer, Ulrike Görling</i>					
4 x 400 Metres Relay					
IAAF, EUR	3:23.37	Russia	RUS	Glasgow (KH)	28 Jan 06
NAM	3:24.83	Yuliya Gushchina 51.75, Olga Kotlyarova 50.40, Olga Zaytseva 51.03, Olesya Krasnomovets 50.19 United States	USA	Sopot	9 Mar 14
CAC, C	3:26.54	<i>Natasha Hastings 51.89, Joanna Atkins 50.91, Francena McCorory 50.33, Cassandra Tate 51.70</i> Jamaica	JAM	Sopot	9 Mar 14
OCE	3:26.87	<i>Patricia Hall 52.80, Anneisha McLaughlin 51.25, Kaliese Spencer 51.13, Stephanie-Ann McPherson 51.36</i> Australia	AUS	Maebashi	7 Mar 99
AFR	3:29.67	<i>Susan Andrews 52.33, Tania Van Heer 51.45, Tamsyn Lewis 51.32, Cathy Freeman 51.77</i> Nigeria	NGR	Sopot	8 Mar 14
SAM	3:33.78 #	<i>Omolara Omotoso 53.51, Patience George 51.99, Bukola Abogunlako 52.58, Sade Abugan 51.5</i> Atletismo BM & F	BRA	Sao Paulo	24 Sep 06
ASI	3:37.46	<i>Rosemar Coelho Neto, Maria Laura Almirao, Perla dos Santos, Lorena de Oliveira</i> India	IND	Doha	16 Feb 08
<i>Mandeep Kaur, Manjeet Kaur, Sini Jose, Chitra Soman</i>					
<i>Age records</i>					
Wu18	3:46.31	Motor City TC	USA	New York	16 Mar 14
Wu20	3:38.91	<i>Johnyce Powell 56.94, Carlita Taylor 56.95, Jayla Fleming 58.76, Anna Jefferson 53.66</i> Polytechnic High School, Long Beach	USA	New York (Armory)	14 Mar 04
Wo35, Wo40	4:09.13	<i>Dashanta Harris 57.0, Jasmine Lee 54.3, Shana Woods 52.4, Shalonda Solomon 53.2</i> United States	USA	Boston	28 Mar 10
<i>Kathline Shook, Maryline Roux, Joan Hunter, Charmaine Roberts</i>					

EVENT	MARK	TEAM	COUNTRY	BORN	VENUE	DATE
4 x 800 Metres Relay						
IAAF, EUR	8:06.24	Moskva	RUS		Moskva	18 Feb 11
		<i>Aleksandra Bulanova 2:02.1, Yekaterina Martynova 2:03.1, YelenaKofanova 2:00.4, Anna Balakhshina 2:00.6</i>				
NAM	8:25.5	m Villanova University	USA		Gainesville	7 Feb 87
		<i>Gina Procaccio, Debbie Grant, Michelle DiMuro-Ave, Celeste Halliday</i>				
C	8:41.66	University of Victoria	CAN		Windsor	11 Mar 88
		<i>Tania Jones, Robyn Meagher, Brenda Shackleton, Trish Wellman</i>				
<i>Age records</i>						
Wu20	8:53.67	# Boys and Girls High School, Brooklyn	INT		New York (Armory)	1 Mar 02
		<i>Akilah Vargas USA 2:14.27, Keziah Fernandez USA 2:16.70, Meisue Francis USA 2:15.82, Stacey Ann Livingston JAM 2:06.88</i>				
	8:59.37	Suffern High School, Suffern	USA		New York (Armory)	12 Mar 06
		<i>Kara McKenna, Shelby Greany, Caroline Heidt, Mary Consiglio</i>				
Wo35, Wo40	9:25.49	United States	USA		Boston	27 Mar 10
		<i>Lisa Valle, Terry Ballou, Christine Olen, Aeron Genet</i>				


Performances by athletes from former USSR Republics superior to Asian records

400 Metres	51.22	Marina Shmonina	UZB	9.2.65	Glasgow (KH)	4 Mar 90
800 Metres	1:59.2	m Lyubov Kiryukhina	UZB	19.5.63	Moskva	4 Mar 84
1000 Metres	2:39.3	m Lyubov Kiryukhina	UZB	19.5.63	Moskva	2 Jan 87
5000 Metres	15:48.34	Natalya Sorokivskaya	KAZ	23.7.62	Chelyabinsk	3 Feb 90
Long Jump	7.17	Yelena Khlopotnova	KAZ	4.8.63	Chişinău	16 Feb 85

Additional best performances in non-IAAF World Record events

100 Metres	11.15	Marita Koch	GDR	18.2.57	Berlin (SF)	12 Jan 80
300 Metres	35.45	Irina Privalova	RUS	22.11.68	Moskva	17 Jan 93
500 Metres	1:06.31	Olesya Krasnomovets	RUS	8.7.79	Yekaterinburg	7 Jan 06
600 Metres	1:23.44	Olga Kotlyarova	RUS	12.4.76	Moskva	1 Feb 04
2000 Metres	5:30.53	Gabriela Szabo	ROU	14.11.75	Sindelfingen	8 Mar 98
		<i>Pace – 800m: 2:09.4; 1000m: 2:42.7; 1500m: 4:07.6; 1800m: 4:58.9</i>				
Two Miles	9:00.48	Genzebe Dibaba	ETH	8.2.91	Birmingham	15 Feb 14
		<i>Pace – 440y: 65.7; 880y: 2:15.1; ¾ M: 3:23.7; 1M: 4:31.7; 1¼ M: 5:38.6; 1½ M: 6:46.9; 1¾ M: 7:54.0; 3000m: 8:24.85. Halves of 4:31.7 & 4:28.8</i>				
10,000 Metres	32:44.97	Olga Michurina	RUS	13.2.64	Sankt Peterburg	23 Dec 95
2000 Metres St	6:05.29	Mariya Bykova	RUS	7.11.89	Belgorod	22 Jan 13
3000 Metres St	9:07.00	Tatyana Petrova	RUS	8.4.83	Moskva	17 Feb 06
100m Hurdles	12.64	Ludmila Engquist	SWE	21.4.64	Tampere	10 Feb 97
300m Hurdles	40.09 ^{OT}	Stine Tomb	NOR	27.8.86	Tampere	5 Feb 11
400m Hurdles	56.41	Sheena Tosta	USA	1.10.82	Val-de-Reuil	12 Feb 11
20lb Weight Throw	25.56	Brittany Riley	USA	26.8.86	Fayetteville	10 Mar 07
5000 Metres Walk	20:10.3	Vera Sokolova	RUS	8.6.87	Saransk	30 Dec 10
10,000 Metres Walk	43:54.63	Yelena Ginko	BLR	30.7.76	Mogilyov	22 Feb 08
4x100m Relay	44.39	Germany			Karlsruhe	31 Jan 10
		<i>Anne-Kathrin Elbe, Anne Möllinger, Cathleen Tschirch, Marion Wagner</i>				





© IAAF 2016™

COUNTRY INDEX

This section contains details of the best achievements of the 214 different countries to have competed at the IAAF World Indoor Games or Championships (most recently ASA & SOM). The 26 countries competing in all 16 editions are shown below underlined.

AFG, AHO, AIA, ALB, ALG, AND, ANG, ANT, ARG, ARM, ARU, ASA, AUS, AUT, AZE, BAH, BAN, BAR, BDI, BEL, BEN, BER, BHU, BIH, BLR, BOL, BOT, BRA, BRN, BRU, BUL, BUR, CAF, CAM, CAN, CAY, CGO, CHA, CHI, CHN, CIV, CMR, COD, COK, COL, COM, CPV, CRC, CRO, CUB, CYP, CZE, DEN, DJI, DMA, DOM, ECU, EGY, ERI, ESA, ESP, EST, ETH, FIJ, FIN, FRA, FRG, FSM, GAB, GAM, GBR, GBS, GDR, GEO, GEQ, GER, GHA, GIB, GRE, GRN, GUA, GUI, GUM, GUY, HAI, HKG, HON, HUN, INA, IND, IRI, IRL, IRQ, ISL, ISR, ISV, ITA, IVB, JAM, JOR, JPN, KAZ, KEN, KGZ, KIR, KOR, KSA, KUW, LAO, LAT, LBA, LBR, LCA, LES, LIB, LIE, LTU, LUX, MAC, MAD, MAR, MAS, MAW, MDA, MDV, MEX, MGL, MHL, MKD, MLI, MLT, MNT, MON, MOZ, MRI, MTN, MYA, NAM, NCA, NED, NEP, NFI, NGR, NIG, NMI, NOR, NRU, NZL, OMA, PAK, PAN, PAR, PER, PHI, PLE, PLW, PNG, POL, POR, PUR, PYF (TAH), QAT, ROU, RSA, RUS, RWA, SAM, SCG, SEN, SEY, SIN, SKN, SLE, SLO, SMR, SOL, SOM, SRB, SRI, STP, SUD, SUI, SUR, SVK, SWE, SWZ, SYR, TAN, TCH, TGA, THA, TJK, TKM, TKS, TOG, TPE, TTO, TUN, TUR, TUV, UAE, UGA, UKR, URS, URU, USA, UZB, VAN, VEN, VIN, YEM (PRY), YUG, ZAM, ZIM

The following seven current IAAF members have not yet competed independently at the championships:

BIZ, KOS, MNE, PRK, SSD, TLS, VIE

Every medal-winning performer is listed along with tables showing every placing in the first eight.

The following information is given:

Years Entered:

The years in which the country entered the World Indoor Championships

Placing Tables:

Tables showing the all the country's placings in the first eight

Medallists:

A list of every medallist by the country. Gold medallists are emboldened. Placings at non-championship events (the 1985 World Indoor Games, 1991 women's Triple Jump and 1993 Heptathlon, Pentathlon & Medley Relays) are italicised

Best Placings:

If there are no medallists, the country's best overall placings are listed. In comparisons across events, we have selected the athlete who finished nearest to first place

AFG / Afghanistan

Year Entered: 12

Best Placings:

Men No competitors
 Women Tahmina Kohistani 60m: 12-8h7

AHO / Netherlands Antilles

Years Entered: 87 / 91 / 95 / 97 / 10

Best Placings:

Men Churandy Martina 60m: 10-3s3
 Women Soraima Martha 60m: 87-4h4

AIA / Anguilla

Years Entered: 87 / 89 / 91 / 99 / 01 / 12 / 14

Best Placings:

Men Trevor Davis 200m: 91-3h3
 Women Shinelle Proctor 60m: 12-7h2, 14-7h4

ALB / Albania

Years Entered: 95 / 01 / 03 / 04 / 06 / 12 / 14

Placing Tables:

Women	Gold	Silver	Bronze	4th	5th	6th	7th	8th
2014	-	-	-	-	-	1	-	-
Totals	-	-	-	-	-	1	-	-

Best Placings:

Men Nimet Gashi 800m: 12-4h1
 Women Luiza Gega 1500m: 14-6

ALG / Algeria

Years Entered: 85 / 89 / 91 / 95 / 97 / 99 / 01 / 03 / 04 / 06 / 08 / 10 / 12

Placing Tables:

Overall	Gold	Silver	Bronze	4th	5th	6th	7th	8th
1985	-	-	1	-	-	-	-	-
1991	1	-	-	-	-	-	-	-
2003	-	-	-	-	-	-	1	-
2006	-	-	-	-	-	-	-	1
Totals	1	-	1	-	-	-	1	1

Men	Gold	Silver	Bronze	4th	5th	6th	7th	8th
1985	-	-	1	-	-	-	-	-
1991	1	-	-	-	-	-	-	-
2006	-	-	-	-	-	-	-	1
Totals	1	-	1	-	-	-	-	1

Women	Gold	Silver	Bronze	4th	5th	6th	7th	8th
2003	-	-	-	-	-	-	1	-
Totals	-	-	-	-	-	-	1	-

Medallists:

Men Othmane Belfaa HJ: 85-3
 Nouredine Morceli **1500m: 91-1**
 Women No medals; best placing:
 Baya Rahouli TJ: 03-7

AND / Andorra

Years Entered: 91 / 95 / 97 / 99 / 01 / 06 / 08 / 12 / 14

Best Placings:

Men Sergi Vidal Ruiz 200m: 95-4h4
 Women Natalia Gallego 800m: 08-5h4
 Montserrat Pujol 60m: 06-5h4

ANG / Angola

Years Entered: 91 / 93 / 95 / 04

Best Placings:

Men António dos Santos TJ: 91-19Q
 Women Antonia de Jesús 60m: 04-7h5

ANT / Antigua & Barbuda

Years Entered: 87 / 99 / 01 / 03 / 08 / 10 / 14

Placing Tables:

Men	Gold	Silver	Bronze	4th	5th	6th	7th	8th
2010	-	-	1	-	-	-	-	-
Totals	-	-	1	-	-	-	-	-

Medallists:

Men Daniel Bailey 60m: 10-3
 Women No medals; best placing:
 Heather Samuel 60m: 03-5s1

ARG / Argentina

Years Entered: 85 / 87 / 89 / 91 / 93 / 95 / 97 / 99 / 08 / 12 / 14

Placing Tables:

Overall	Gold	Silver	Bronze	4th	5th	6th	7th	8th
1995	-	-	-	-	-	-	-	1
2012	-	-	-	-	-	1	-	-
2014	-	-	-	-	-	1	-	-
Totals	-	-	-	-	-	2	-	1

Men	Gold	Silver	Bronze	4th	5th	6th	7th	8th
2012	-	-	-	-	-	1	-	-
2014	-	-	-	-	-	1	-	-
Totals	-	-	-	-	-	2	-	-

Women	Gold	Silver	Bronze	4th	5th	6th	7th	8th
1995	-	-	-	-	-	-	-	1
Totals	-	-	-	-	-	-	-	1

Best Placings:

Men Germán Lauro SP: 12-6, 14-6
 Women Mabel Arrua 1500m: 95-8

ARM / Armenia

Years Entered: 93 / 95 / 97 / 99 / 01 / 03 / 04 / 06 / 08 / 10 / 12 / 14

Placing Tables:

Men	Gold	Silver	Bronze	4th	5th	6th	7th	8th
1993	-	-	-	-	-	-	-	1
1999	-	-	-	-	-	1	-	-
Totals	-	-	-	-	-	1	-	1

Best Placings:

Men Armen Martirosyan TJ: 99-6
 Women Amaliya Sharoyan 400m: 12-4h2

ARU / Aruba

Years Entered: 87 / 93 / 95 / 97 / 01 / 03 / 06 / 12 / 14

Best Placings:

Men Miguel Janssen 60m: 95-8s2
 Women Lia Melis 3000m: 87-11

ASA / American Samoa

Year Entered: 14

Best Placings:

Men Faresa Kapisi 60m: 14-7h6
 Women No competitors

AUS / Australia

Years Entered: 85 / 87 / 89 / 91 / 93 / 95 / 97 / 99 / 01 / 03 / 04 / 08 / 10 / 12 / 14

Placing Tables:

Overall	Gold	Silver	Bronze	4th	5th	6th	7th	8th
1985	1	-	1	-	1	-	1	-
1987	-	-	-	1	2	-	1	-
1989	1	-	-	1	-	1	1	1
1991	-	1	-	1	-	1	-	1
1993	-	3	1	-	2	-	-	-
1995	1	-	-	1	-	-	1	1
1997	-	1	-	-	1	-	-	-
1999	-	1	-	1	1	1	1	-
2001	-	-	1	1	1	1	-	1
2003	-	-	-	-	1	2	1	-
2008	1	-	1	-	1	2	-	-
2010	2	-	1	-	-	-	-	-
2012	1	1	-	-	-	-	-	-
2014	-	1	-	-	-	-	-	-
Totals	7	8	5	6	10	8	7	4

Men	Gold	Silver	Bronze	4th	5th	6th	7th	8th
1985	1	-	1	-	-	-	-	-
1987	-	-	-	-	2	-	-	-
1989	-	-	-	-	-	-	1	1
1991	-	-	-	1	-	-	-	1
1993	-	1	1	-	-	-	-	-
1995	-	-	-	-	-	-	1	1
1997	-	-	-	-	1	-	-	-
1999	-	-	-	1	-	-	1	-
2001	-	-	1	1	1	-	-	1
2003	-	-	-	-	1	2	-	-
2008	-	-	1	-	1	2	-	-
2010	2	-	1	-	-	-	-	-
2012	-	1	-	-	-	-	-	-
Totals	3	2	5	3	6	4	4	4

Women	Gold	Silver	Bronze	4th	5th	6th	7th	8th
1985	-	-	-	-	1	-	1	-
1987	-	-	-	1	-	-	1	-
1989	1	-	-	1	-	1	-	-
1991	-	1	-	-	-	1	-	-
1993	-	2	-	-	2	-	-	-
1995	1	-	-	1	-	-	-	-
1997	-	1	-	-	-	-	-	-
1999	-	1	-	-	1	1	-	-
2001	-	-	-	-	-	1	-	-
2003	-	-	-	-	-	-	1	-
2008	1	-	-	-	-	-	-	-

2012	1	-	-	-	-	-	-	-
2014	-	1	-	-	-	-	-	-
Totals	4	6	-	3	4	4	3	-

Medallists:

Men	Darren Clark	400m: 93-3
	Henry Frayne	LJ: 12-2
	Mike Hillardt	1500m: 85-1
	Steve Hooker	PV: 08-3, 10-1
	Fabrice Lapierre	LJ: 10-1
	Damien Marsh	200m: 93-2
	Andrew Murphy	TJ: 01-3
	Dave Smith	5000mW: 85-3
	Mitchell Watt	LJ: 10-3
	Sue Andrews	4x400mR: 99-2
Women	Cathy Freeman	4x400mR: 99-2
	Melinda Gainsford	200m: 93-2, 95-1
	Emma George	PV: 97-2
	Tamsyn Lewis	800m: 08-1; 4x400mR: 99-2
	Sally Pearson	60mH: 12-1, 14-2
	Kerry Junna-Saxby	3000m: 89-1, 91-2, 93-2
	Tania van Heer	4x400mR: 99-2

AUT / Austria

Years Entered: 85 / 87 / 89 / 91 / 93 / 95 / 97 / 99 / 01 / 03 / 04 / 06 / 08 / 10 / 12 / 14

Placing Tables:

Overall	Gold	Silver	Bronze	4th	5th	6th	7th	8th
1991	-	1	-	-	1	-	-	-
1993	-	-	-	-	-	-	1	-
1995	-	-	-	1	-	-	-	1
1997	-	-	-	-	1	-	-	-
1999	-	-	-	-	-	1	1	-
2001	-	1	-	-	-	1	-	-
2003	-	1	-	1	-	-	-	-
2004	-	-	1	-	-	-	-	-
2012	-	-	-	-	-	-	1	-
Totals	-	3	1	2	2	2	3	1

Men	Gold	Silver	Bronze	4th	5th	6th	7th	8th
1991	-	1	-	-	1	-	-	-
1995	-	-	-	1	-	-	-	-
1997	-	-	-	-	1	-	-	-
1999	-	-	-	-	-	-	1	-
2001	-	-	-	-	-	1	-	-
Totals	-	1	-	1	2	1	1	-

Women	Gold	Silver	Bronze	4th	5th	6th	7th	8th
1993	-	-	-	-	-	-	1	-
1995	-	-	-	-	-	-	-	1
1999	-	-	-	-	-	1	-	-
2001	-	1	-	-	-	-	-	-
2003	-	1	-	1	-	-	-	-
2004	-	-	1	-	-	-	-	-
2012	-	-	-	-	-	-	-	1
Totals	-	2	1	1	-	1	2	1

Medallists:

Men	Klaus Bodenmüller	SP: 91-2
Women	Stephanie Graf	800m: 01-2, 03-2
	Karin Mayr-Krifka	200m: 04-3

AZE / Azerbaijan

Years Entered: 93 / 95 / 97 / 01 / 03 / 06 / 08 / 10 / 12 / 14

Placing Tables:

Overall	Gold	Silver	Bronze	4th	5th	6th	7th	8th
2010	-	-	-	-	-	1	-	-
2014	-	-	-	-	-	1	-	-
Totals	-	-	-	-	-	2	-	-

Men	Gold	Silver	Bronze	4th	5th	6th	7th	8th
2014	-	-	-	-	-	1	-	-
Totals	-	-	-	-	-	1	-	-

Women	Gold	Silver	Bronze	4th	5th	6th	7th	8th
2010	-	-	-	-	-	1	-	-
Totals	-	-	-	-	-	1	-	-

Best Placings:

Men	Hayle Ibrahimov	3000m: 14-6
Women	Layes Abdullayeva	3000m: 10-6

BAH / Bahamas

Years Entered: 85 / 87 / 89 / 91 / 93 / 95 / 97 / 99 / 01 / 03 / 04 / 06 / 08 / 10 / 12 / 14

Placing Tables:

Overall	Gold	Silver	Bronze	4th	5th	6th	7th	8th
1985	-	-	-	-	-	-	1	-
1987	-	-	1	-	-	-	-	-
1991	-	-	-	-	1	-	-	1
1993	-	-	-	1=	-	-	-	-
1995	-	1	-	-	-	-	-	-
1997	-	1	-	-	-	-	-	-
1999	-	-	1	2	-	-	-	-
2001	1	-	-	1	-	-	-	-
2003	-	1	1	-	-	-	-	-
2004	1	-	1	-	1	-	-	-
2006	-	-	2	-	-	-	-	-
2008	-	-	1	-	-	-	-	-
2010	1	-	-	-	1	-	-	-
2012	-	1	1	-	1	-	-	2
2014	-	1	1	-	-	-	-	-
Totals	3	5	9	3+1=	4	-	1	3

Men	Gold	Silver	Bronze	4th	5th	6th	7th	8th
1987	-	-	1	-	-	-	-	-
1991	-	-	-	-	-	-	-	1
1993	-	-	-	1=	-	-	-	-
1999	-	-	-	1	-	-	-	-
2003	-	-	1	-	-	-	-	-
2004	1	-	-	-	1	-	-	-
2006	-	-	1	-	-	-	-	-
2008	-	-	1	-	-	-	-	-
2010	1	-	-	-	-	-	-	-
2012	-	1	1	-	-	-	-	1
2014	-	1	-	-	-	-	-	-
Totals	2	2	5	1+1=	1	-	-	2

Women	Gold	Silver	Bronze	4th	5th	6th	7th	8th
1985	-	-	-	-	-	-	1	-
1991	-	-	-	-	1	-	-	-
1995	-	1	-	-	-	-	-	-
1997	-	1	-	-	-	-	-	-
1999	-	-	1	1	-	-	-	-
2001	1	-	-	1	-	-	-	-
2003	-	1	-	-	-	-	-	-
2004	-	-	1	-	-	-	-	-
2006	-	-	1	-	-	-	-	-
2010	-	-	-	-	1	-	-	-
2012	-	-	-	-	1	-	-	1
2014	-	-	1	-	-	-	-	-
Totals	1	3	4	2	3	-	1	1

Medallists:

Men	Chris Brown	400m: 06-3, 08-3, 10-1 , 12-3, 14-2
	Dominic Demeritte	200m: 03-3, 04-1
	Demetrius Pinder	400m: 12-2
	Frank Rutherford	TJ: 87-3
Women	Christine Amertil	400m: 03-2, 06-3
	Pauline Davis	200m: 95-2, 99-3
	Shaunae Miller	400m: 14-3
	Chandra Sturrup	60m: 97-2, 01-1
	Tonique Williams	400m: 04-3

BAN / Bangladesh

Year Entered: 12

Best Placings:

Men	Mesbah Ahmed	60m: 12-5h1
Women	Papia Rani Sarkar	60m: 12-5h1

BAR / Barbados

Years Entered: 85 / 87 / 99 / 01 / 03 / 04

Placing Tables:

Men	Gold	Silver	Bronze	4th	5th	6th	7th	8th
1999	-	1	-	-	-	-	-	-
Totals	-	1	-	-	-	-	-	-

Medallists:

Men	Obadele Thompson	200m: 99-2
Women	No medals; best placing:	
	Sheena Gooding	800m: 04-5h1

BDI / Burundi

Years Entered: 87 / 91 / 93 / 95 / 97 / 99 / 04 / 08

Placing Tables:

Men	Gold	Silver	Bronze	4th	5th	6th	7th	8th
1987	-	-	-	-	1	-	-	-
1993	-	1	-	-	-	-	-	-
Totals	-	1	-	-	1	-	-	-

Medallists:

Men	Charles Nkazamyampi	800m: 93-2
Women	No competitors	

BEL / Belgium

Years Entered: 85 / 87 / 89 / 91 / 93 / 95 / 97 / 99 / 01 / 03 / 04 / 06 / 08 / 10 / 12 / 14

Placing Tables:

Overall	Gold	Silver	Bronze	4th	5th	6th	7th	8th
1985	-	1	1	-	-	-	2	-
1987	-	-	-	-	1	-	-	1
1993	-	-	-	1	-	1	-	1
1995	-	-	-	-	-	-	1	-
2001	-	1	-	-	-	-	-	-
2004	-	1	-	-	1	-	-	-
2006	-	-	1	-	-	1	-	-

2008	1	-	-	1	-	-	-	-
2010	-	1	-	-	-	-	-	1
2012	-	-	-	-	3	-	-	-
2014	-	-	1	-	-	-	-	1=
Totals	1	4	3	2	5	2	3	3+1=

Men	Gold	Silver	Bronze	4th	5th	6th	7th	8th
1985	-	-	1	-	-	-	-	-
1987	-	-	-	-	1	-	-	1
1993	-	-	-	1	-	1	-	1
1995	-	-	-	-	-	-	1	-
2001	-	1	-	-	-	-	-	-
2010	-	1	-	-	-	-	-	-
2012	-	-	-	-	1	-	-	-
2014	-	-	1	-	-	-	-	-
Totals	-	2	2	1	2	1	1	2

Women	Gold	Silver	Bronze	4th	5th	6th	7th	8th
1985	-	1	-	-	-	-	2	-
2004	-	1	-	-	1	-	-	-
2006	-	-	1	-	-	1	-	-
2008	1	-	-	1	-	-	-	-
2010	-	-	-	-	-	-	-	1
2012	-	-	-	-	2	-	-	-
2014	-	-	-	-	-	-	-	1=
Totals	1	2	1	1	3	1	2	1+1=

Medallists:

Men	Jonathan Borlée	4x400mR: 10-2
	Kevin Borlée	4x400mR: 10-2
	Ronald Desruelles	60m: 85-3
	Nils Duerinck	4x400mR: 10-2 (ran ht)
	Antoine Gillet	4x400mR: 10-2
	Mohamed Mourhit	3000m: 01-2
	Cédric Van Branteghem	4x400mR: 10-2
	Thomas Van der Plaetsen	Hep: 14-3
Women	Régine Berg	400m: 85-2
	Kim Gevaert	60m: 04-2, 06-3
	Tia Hellebaut	Pen: 08-1

BEN / Benin

Years Entered: 95 / 97 / 99 / 04 / 12

Best Placings:

Men	Yaovi Gougou	400m: 12-5h1
Women	Laure Kuetey	60m: 97-4h5

BER / Bermuda

Years Entered: 87 / 89 / 91 / 93 / 95 / 97 / 99 / 08 / 10 / 12

Placing Tables:

Men	Gold	Silver	Bronze	4th	5th	6th	7th	8th
1993	-	-	1	-	-	-	-	-
1995	1	1	-	-	-	-	-	-
1997	-	-	-	1	-	-	-	-
Totals	1	1	1	1	-	-	-	-

Medallists:

Men	Troy Douglas	200m: 95-2
	Brian Wellman	TJ: 93-3, 95-1
Women	No medals; best placing:	
	Donna Bean	800m: 87-7h2

BHU / Bhutan**Year Entered:** 99**Best Placings:**

Men Sampa Dendup 1500m: 99-dnf/h2
 Women No competitors

BIH / Bosnia & Herzegovina**Years Entered:** 95 / 97 / 99 / 06 / 08 / 12 / 14**Best Placings:**

Men Hamza Alic SP: 08-8Q
 Women Gorana Cvijetic 60mH: 12-7h3

BLR / Belarus**Years Entered:** 93 / 95 / 97 / 99 / 01 / 03 / 04 / 06 / 08 / 10 / 12 / 14**Placing Tables:**

Overall	Gold	Silver	Bronze	4th	5th	6th	7th	8th
1993	-	-	1	-	-	-	-	1
1995	-	-	-	1	-	1	1	-
1997	-	1	-	-	-	-	-	-
1999	-	-	-	-	-	-	-	1
2001	1	1	1	-	-	1	-	1
2003	-	2	1	-	1	1	3	-
2004	1	1	1	1	-	3	2	1
2006	1	-	1	-	-	-	-	-
2008	-	3	-	-	-	-	-	-
2010	1	-	1	1	1	-	-	-
2012	-	1	1	-	2	2	-	1
2014	-	1	1	-	-	2	1	-
Totals	4	10	8	3	4	10	7	5

Men	Gold	Silver	Bronze	4th	5th	6th	7th	8th
1993	-	-	1	-	-	-	-	1
1999	-	-	-	-	-	-	-	1
2001	-	-	-	-	-	-	-	1
2003	-	-	1	-	-	-	1	-
2004	-	-	-	1	-	2	-	-
2008	-	1	-	-	-	-	-	-
2010	-	-	-	1	1	-	-	-
2012	-	-	-	-	-	1	-	-
2014	-	1	-	-	-	-	-	-
Totals	-	2	2	2	1	3	1	3

Women	Gold	Silver	Bronze	4th	5th	6th	7th	8th
1995	-	-	-	1	-	1	1	-
1997	-	1	-	-	-	-	-	-
2001	1	1	1	-	-	1	-	-
2003	-	2	-	-	1	1	2	-
2004	1	1	1	-	-	1	2	1
2006	1	-	1	-	-	-	-	-
2008	-	2	-	-	-	-	-	-
2010	1	-	1	-	-	-	-	-
2012	-	1	1	-	2	1	-	1
2014	-	-	1	-	-	2	1	-
Totals	4	8	6	1	3	7	6	2

Medallists:

Men Eduard Hämäläinen Hep: 93-3
 Andrey Kravchenko Hep: 08-2, 14-2
 Gennadiy Moroz HJ: 03-3

Women Maryna Arzamasava 800m: 14-3
Natalya Dukhnova 800m: 97-2
Irina Khlyustova 4x400mR: 08-2
Anna Kozak 4x400mR: 04-2, 06-3, 08-2
Natalia Mikhnevich SP: 06-1, 10-3
Yuliya Nesterenko 60m: 04-3
Nadezhda Ostapchuk SP: 01-2, 03-2, 08-2, 10-1, 12-2
Natalya Safronnikova 200m: 01-3, 04-1
Natalya Sazanovich Pen: 01-1, 03-2
Natalya Sologub 4x400mR: 04-2, 06-3
Alina Talai 60mH: 12-3
Iloni Usovich 4x400mR: 04-2, 06-3, 08-2
Svetlana Usovich 4x400mR: 04-2, 08-2
Yuliana Zhalniryuk 4x400mR: 06-3

(See also URS / USSR)

BOL / Bolivia**Years Entered:** 87 / 89 / 91 / 93 / 95 / 97 / 99 / 01 / 03 / 04 / 06 / 08 / 14**Best Placings:**

Men Fadrigue Iglesias 800m: 03-5h3, 06-5h2, 08-5h2
Women Sandra Cortés 3000m: 95-11

BOT / Botswana**Years Entered:** 87 / 89 / 91 / 93 / 99 / 01 / 03 / 04 / 06 / 08 / 10 / 12**Placing Tables:**

Overall	Gold	Silver	Bronze	4th	5th	6th	7th	8th
2001	-	-	-	-	1	-	-	-
2006	-	1	-	-	-	-	-	-
2008	-	-	-	1	-	-	-	-
2010	-	-	-	1	-	1	-	-
Totals	-	1	-	2	1	1	-	-

Men	Gold	Silver	Bronze	4th	5th	6th	7th	8th
2001	-	-	-	-	1	-	-	-
2006	-	1	-	-	-	-	-	-
2008	-	-	-	1	-	-	-	-
2010	-	-	-	-	-	1	-	-
Totals	-	1	-	1	1	1	-	-

Women	Gold	Silver	Bronze	4th	5th	6th	7th	8th
2010	-	-	-	1	-	-	-	-
Totals	-	-	-	1	-	-	-	-

Medallists:

Men California Molefe 400m: 06-2
 Women No medals; best placing:
 Amantle Montsho 400m: 10-4

BRA / Brazil**Years Entered:** 85 / 87 / 89 / 91 / 93 / 95 / 97 / 99 / 01 / 03 / 04 / 06 / 08 / 10 / 12 / 14**Placing Tables:**

Overall	Gold	Silver	Bronze	4th	5th	6th	7th	8th
1985	-	-	1	-	-	-	-	-
1987	1	-	1	-	-	-	-	-

1989	-	1	-	-	1	-	-	-
1991	-	-	-	-	-	-	-	1=
1993	-	1	-	-	-	-	-	-
2003	-	-	1	-	-	1	-	-
2004	-	1	1	-	-	-	-	-
2006	-	1	-	-	-	1	1	-
2008	-	1	1=	-	1	-	1	-
2010	1	-	1	-	-	1	-	-
2012	1	-	-	-	-	-	-	-
2014	1	-	-	2	-	-	1	-
Totals	4	5	5+1=	2	2	3	3	1=

Men	Gold	Silver	Bronze	4th	5th	6th	7th	8th
1985	-	-	1	-	-	-	-	-
1987	1	-	1	-	-	-	-	-
1989	-	1	-	-	-	-	-	-
1993	-	1	-	-	-	-	-	-
2003	-	-	-	-	-	1	-	-
2004	-	1	1	-	-	-	-	-
2006	-	1	-	-	-	1	1	-
2008	-	-	-	-	1	-	-	-
2010	-	-	-	-	-	1	-	-
2012	1	-	-	-	-	-	-	-
2014	1	-	-	1	-	-	1	-
Totals	3	4	3	1	1	3	2	-

Women	Gold	Silver	Bronze	4th	5th	6th	7th	8th
1989	-	-	-	-	1	-	-	-
1991	-	-	-	-	-	-	-	1=
2003	-	-	1	-	-	-	-	-
2008	-	1	1=	-	-	-	1	-
2010	1	-	1	-	-	-	-	-
2014	-	-	-	1	-	-	-	-
Totals	1	1	2+1=	1	1	-	1	1=

Medallists:

Men	José Luiz Barbosa	800m: 87-1, 89-2
	Jadel Gregório	TJ: 04-2, 06-2
	André da Silva	MedleyR: 93-2
	Gilmar da Silva	MedleyR: 93-2
	João da Silva	200m: 85-3
	Mauro da Silva	LJ: 12-1, 14-1
	Róbson da Silva	200m: 87-3
	Eronilde de Araújo	MedleyR: 93-2
	Sidney de Souza	MedleyR: 93-2
	Osmar dos Santos	800m: 04-3
Women	Keila Costa	LJ: 10-3
	Maurren Maggi	LJ: 03-3, 08-2
	Fabiana Murer	PV: 08-3=, 10-1

BRN / Bahrain

Years Entered: 85 / 87 / 95 / 99 / 01 / 03 / 04 / 06 / 08 / 10 / 12 / 14

Placing Tables:

Overall	Gold	Silver	Bronze	4th	5th	6th	7th	8th
2004	-	1	-	-	-	-	-	-
2006	-	-	1	-	-	-	-	-
2008	-	1	1	-	1	-	-	-
2012	-	-	-	-	1	-	-	-
2014	-	-	1	-	-	-	-	-
Totals	-	2	3	-	2	-	-	-

Men	Gold	Silver	Bronze	4th	5th	6th	7th	8th
2004	-	1	-	-	-	-	-	-
2008	-	-	1	-	1	-	-	-
Totals	-	1	1	-	1	-	-	-

Women	Gold	Silver	Bronze	4th	5th	6th	7th	8th
2006	-	-	1	-	-	-	-	-
2008	-	1	-	-	-	-	-	-
2012	-	-	-	-	1	-	-	-
2014	-	-	1	-	-	-	-	-
Totals	-	1	2	-	1	-	-	-

Medallists:

Men	Yousef Saad Kamel	800m: 08-3
	Rashid Ramzi	800m: 04-2
Women	Maryam Jamal	1500m: 06-3, 08-2; 3000m: 14-3

BRU / Brunei

Years Entered: 08 / 12

Best Placings:

Men	Hafiy Tajuddin Rositi	400m: 12-5h5
Women	Maziah Mahusin	400m: 12-6h6

BUL / Bulgaria

Years Entered: 85 / 87 / 89 / 91 / 93 / 95 / 97 / 99 / 01 / 03 / 04 / 06 / 08 / 10 / 12 / 14

Placing Tables:

Overall	Gold	Silver	Bronze	4th	5th	6th	7th	8th
1985	2	-	-	-	1	1	-	-
1987	1	2	2	1	1	1	1	1
1989	1	-	-	-	-	-	-	-
1991	1	-	1	-	-	-	-	1=
1993	1	-	-	-	1	1	-	-
1995	-	1	1	-	1	-	-	-
1997	1	-	-	-	-	-	-	1
1999	1	1	1	1	-	1	1	-
2001	1	-	1	-	3	1	-	-
2003	-	-	-	-	-	1+1=	-	-
2004	-	-	-	1	-	-	1	-
2006	-	1	-	-	-	2	-	-
2008	-	-	1	-	1	-	-	-
2010	-	-	1	-	-	-	-	-
2012	-	-	-	1	-	-	-	1
2014	-	-	-	-	1	-	-	-
Totals	9	5	8	4	9	8+1=	3	3+1=

Men	Gold	Silver	Bronze	4th	5th	6th	7th	8th
1985	1	-	-	-	-	-	-	-
1987	-	-	-	1	-	1	1	-
1991	1	-	-	-	-	-	-	-
1993	-	-	-	-	1	1	-	-
2001	-	-	-	-	1	-	-	-
2003	-	-	-	-	-	1	-	-
2008	-	-	-	-	1	-	-	-
2014	-	-	-	-	1	-	-	-
Totals	2	-	-	1	4	3	1	-

Women	Gold	Silver	Bronze	4th	5th	6th	7th	8th
1985	1	-	-	-	1	1	-	-
1987	1	2	2	-	1	-	-	1
1989	1	-	-	-	-	-	-	-
1991	-	-	1	-	-	-	-	1=
1993	1	-	-	-	-	-	-	-
1995	-	1	1	-	1	-	-	-
1997	1	-	-	-	-	-	-	1
1999	1	1	1	1	-	1	1	-
2001	1	-	1	-	2	1	-	-

2003	-	-	-	-	1=	-	-	-
2004	-	-	-	1	-	1	-	-
2006	-	1	-	-	2	-	-	-
2008	-	-	1	-	-	-	-	-
2010	-	-	1	-	-	-	-	-
2012	-	-	-	1	-	-	-	1
Totals	7	5	8	3	5	5+1=	2	3+1=

Medallists:

Men	Nikola Antonov	200m: 91-1
	Khristo Markov	TJ: 85-1
Women	Sofia Bozhanova	TJ: 91-3
	Yordanka Donkova	60mH: 87-2
	Emilia Dragieva	HJ: 87-3
	Daniela Georgieva	400m: 95-3
	Khristina Kalcheva	HJ: 99-1
	Stefka Kostadinova	HJ: 85-1, 87-1, 89-1, 93-1, 97-1
	Tereza Marinova	TJ: 01-1
	Anelia Nuneva	60m: 87-2
	Iva Prandzheva	LJ: 99-3; TJ: 95-2, 99-2
	Vania Stambolova	400m: 06-2, 10-3
	Venelina Veneva	HJ: 01-3
	Daniela Yordanova	1500m: 08-3
	Ginka Zagorcheva	60mH: 87-3

BUR / Burkina Faso

Years Entered: 87 / 97 / 01 / 03 / 04 / 08 / 12

Best Placings:

Men	Harouna Pale	200m: 87-5s2
Women	Mariette Mien	60m: 12-6h8

CAF / Central African Republic

Years Entered: 93 / 95 / 97 / 99 / 01

Best Placings:

Men	Valentin Ngbogo	60m: 97-4h9
Women	Maria-Joëlle Conjungo	60mH: 99-6h3

CAM / Cambodia

Year Entered: 12

Best Placings:

Men	Kiang Samorn	800m: 12-6h4
Women	No competitors	

CAN / Canada

Years Entered: 85 / 87 / 89 / 91 / 93 / 95 / 97 / 99 / 01 / 03 / 04 / 06 / 08 / 10 / 12 / 14

Placing Tables:

Overall	Gold	Silver	Bronze	4th	5th	6th	7th	8th
1985	2	-	3+1=	-	-	-	-	-
1987	-	-	2	-	-	4	1	-
1989	-	-	1	-	-	-	1	-
1991	-	-	2	1	1	-	-	1
1993	2	2	1	2	2	-	1	1
1995	1	-	1	1	-	1	-	-
1997	-	-	-	1	1	1	-	-
1999	-	-	2	-	-	-	-	1

2003	-	-	-	-	1	-	-	-
2004	1	1	-	-	-	-	1	-
2008	1	-	-	-	-	-	-	1
2010	-	1	2	-	-	1	-	-
2012	-	-	-	-	-	1	1	-
2014	-	1	1	-	-	-	1	2
Totals	7	5	15+1=	5	5	8	6	6

Men	Gold	Silver	Bronze	4th	5th	6th	7th	8th
1985	1	-	-	-	-	-	-	-
1987	-	-	-	-	-	1	1	-
1991	-	-	2	1	-	-	-	1
1993	2	1	1	2	1	-	1	-
1995	1	-	1	1	-	-	-	-
1997	-	-	-	1	1	-	-	-
1999	-	-	-	-	-	-	-	1
2003	-	-	-	-	1	-	-	-
2004	-	-	-	-	-	-	1	-
2008	1	-	-	-	-	-	-	1
2010	-	-	1	-	-	-	-	-
2012	-	-	-	-	-	-	1	-
2014	-	-	-	-	-	-	1	2
Totals	5	1	5	5	3	1	5	5

Women	Gold	Silver	Bronze	4th	5th	6th	7th	8th
1985	1	-	3+1=	-	-	-	-	-
1987	-	-	2	-	-	3	-	-
1989	-	-	1	-	-	-	1	-
1991	-	-	-	-	1	-	-	-
1993	-	1	-	-	1	-	-	1
1995	-	-	-	-	-	1	-	-
1997	-	-	-	-	-	1	-	-
1999	-	-	2	-	-	-	-	-
2004	1	1	-	-	-	-	-	-
2010	-	1	1	-	-	1	-	-
2012	-	-	-	-	-	1	-	-
2014	-	1	1	-	-	-	-	-
Totals	2	4	10+1=	-	2	7	1	1

Medallists:

Men	Dylan Armstrong	SP: 10-3
	Tyler Christopher	400m: 08-1
	Robert Esmie	60m: 95-3
	Ricardo Greenidge	MedleyR: 93-3
	Simon Hoogewerf	800m: 91-3
	Mark Jackson	MedleyR: 93-3
	Ben Johnson	60m: 85-1
	Mark McKoy	60mH: 91-3, 93-1
	Peter Ogilvie	MedleyR: 93-3
	Mike Smith	Hep: 93-2
	Bruny Surin	60m: 93-1, 95-1
	Freddy Williams	MedleyR: 93-3
Women	Katie Anderson	60mH: 99-3
	Angela Bailey	60m: 87-3
	Debbie Brill	HJ: 85-3=
	Charmaine Crooks	400m: 85-3
	Carmen Douma-Hussar	1500m: 04-2
	Donalda Duprey	MedleyR: 93-2
	Brianne Eaton	Pen: 14-2
	Perdita Felicien	60mH: 04-1, 10-2
	Priscilla Lopes-Schliep	60mH: 10-3
	Brit McRoberts	1500m: 85-3
	Philomena Mensah	60m: 99-3
	Sonia Paquette	MedleyR: 93-2
	Ann Peel	3000m: 85-3, 87-3
	Jill Richardson	400m: 89-3
	Debbie Scott	3000m: 85-1
	Nicole Sifuentes	1500m: 14-3
	Mame Twumasi	MedleyR: 93-2
	Alanna Yakiwchuk	MedleyR: 93-2

CAY / Cayman Islands

Years Entered: 87 / 01 / 03 / 04 / 10 / 12

Placing Tables:

Overall	Gold	Silver	Bronze	4th	5th	6th	7th	8th
2001	-	1	-	-	-	-	-	-
2003	-	-	-	1	-	-	-	-
Totals	-	1	-	1	-	-	-	-

Men	Gold	Silver	Bronze	4th	5th	6th	7th	8th
2001	-	1	-	-	-	-	-	-
Totals	-	1	-	-	-	-	-	-

Women	Gold	Silver	Bronze	4th	5th	6th	7th	8th
2003	-	-	-	1	-	-	-	-
Totals	-	-	-	1	-	-	-	-

Medallists:

Men	Kareem Streete-Thompson	LJ: 01-2
Women	No medals; best placing: Cydonie Mothersill 200m: 03-4	

CGO / Congo

Years Entered: 91 / 95 / 97 / 99 / 01 / 03 / 06 / 10 / 12 / 14

Best Placings:

Men	Roger Angouono-Moke	60m: 03-6s2
Women	Natacha Ngoye	400m: 12-4h4

CHA / Chad

Years Entered: 95 / 97 / 99 / 01 / 03 / 04 / 12

Placing Tables:

Women	Gold	Silver	Bronze	4th	5th	6th	7th	8th
2001	-	-	-	1	-	-	-	-
Totals	-	-	-	1	-	-	-	-

Best Placings:

Men	Brahim Abdoulaye	200m: 95-4h6
Women	Kaltouma Nadjina	400m: 01-4

CHI / Chile

Years Entered: 85 / 87 / 89 / 91 / 93 / 95 / 97 / 01 / 03 / 04 / 06 / 08 / 14

Placing Tables:

Men	Gold	Silver	Bronze	4th	5th	6th	7th	8th
1985	-	-	-	-	-	-	1	-
1989	-	-	-	-	-	1	-	-
1991	-	-	-	-	1	-	-	-
1995	-	-	1	-	-	-	-	-
Totals	-	-	1	-	-	2	1	-

Medallists:

Men	Sebastián Keitel	200m: 95-3
Women	No medals; best placing: Alejandra Ramos 3000m: 93-9	

CHN / PR of China

Years Entered: 85 / 87 / 89 / 91 / 93 / 95 / 97 / 99 / 01 / 03 / 04 / 06 / 08 / 10 / 12 / 14

Placing Tables:

Overall	Gold	Silver	Bronze	4th	5th	6th	7th	8th
1985	-	1	-	1	-	-	2	-
1987	-	-	-	-	-	-	-	1=
1989	-	1	-	-	-	-	1	1
1991	1	2	-	1	-	1	1	-
1993	-	-	1	-	-	1	1	-
1995	-	-	1	1	2	-	1	1
1997	-	-	1	1	1	-	-	1
1999	-	-	-	-	-	1	1	1
2001	-	-	-	-	1	-	3	-
2003	-	-	1	-	-	-	-	-
2004	-	1	-	1	1	-	-	-
2008	1	-	1	-	-	-	-	1
2010	-	-	-	-	1=	-	2	1
2012	-	1	-	1=	-	1	1	1
2014	-	1	1	1	2	-	2	-
Totals	2	7	6	6+1=	7+1=	4	15	7+1=

Men	Gold	Silver	Bronze	4th	5th	6th	7th	8th
1985	-	-	-	-	-	-	2	-
1987	-	-	-	-	-	-	-	1=
1991	-	-	-	1	-	1	-	-
1993	-	-	-	-	-	-	1	-
1995	-	-	-	-	-	-	-	1
2003	-	-	1	-	-	-	-	-
2004	-	1	-	-	-	-	-	-
2008	1	-	-	-	-	-	-	-
2010	-	-	-	-	-	-	1	-
2012	-	1	-	1=	-	-	-	1
2014	-	1	-	1	1	-	2	-
Totals	1	3	1	2+1=	1	1	6	2+1=

Women	Gold	Silver	Bronze	4th	5th	6th	7th	8th
1985	-	1	-	1	-	-	-	-
1989	-	1	-	-	-	-	1	1
1991	1	2	-	-	-	-	1	-
1993	-	-	1	-	-	1	-	-
1995	-	-	1	1	2	-	1	-
1997	-	-	1	1	1	-	-	1
1999	-	-	-	-	-	1	1	1
2001	-	-	-	-	1	-	3	-
2004	-	-	-	1	1	-	-	-
2008	-	-	1	-	-	-	-	1
2010	-	-	-	-	1=	-	1	1
2012	-	-	-	-	-	1	1	-
2014	-	-	1	-	1	-	-	-
Totals	1	4	5	4	6+1=	3	9	5

Medallists:

Men	Li Jinzhe	LJ: 14-2
	Liu Xiang	60mH: 03-3, 04-2, 08-1, 12-2
Women	Cai Weiyan	PV: 97-3
	Gong Lijiao	SP: 14-3
	Huang Zhihong	SP: 89-2, 91-2
	Li Huirong	TJ: 97-2
	Li Meiju	SP: 08-3
	Ren Ruiping	TJ: 95-3
	Sui Xinmei	SP: 91-1
	Yan Hong	3000m: 85-2
	Zhang Liuhong	SP: 93-3

CIV / Ivory Coast

Years Entered: 85 / 87 / 89 / 91 / 93 / 95 / 97 / 99 / 01 / 03 /
06 / 08 / 10 / 12 / 14

Placing Tables:

Overall	Gold	Silver	Bronze	4th	5th	6th	7th	8th
1989	-	-	-	-	-	1	-	-
1993	-	-	-	-	-	1	-	-
2012	-	1	-	-	-	-	-	-
2014	-	1	-	-	-	-	-	-
Totals	-	2	-	-	-	2	-	-

Men	Gold	Silver	Bronze	4th	5th	6th	7th	8th
1989	-	-	-	-	-	1	-	-
Totals	-	-	-	-	-	1	-	-

Women	Gold	Silver	Bronze	4th	5th	6th	7th	8th
1993	-	-	-	-	-	1	-	-
2012	-	1	-	-	-	-	-	-
2014	-	1	-	-	-	-	-	-
Totals	-	2	-	-	-	1	-	-

Best Placings:

Men	Gabriel Tiacoh	400m: 89-6
Women	Murielle Ahouré	60m: 12-2, 14-2

CMR / Cameroon

Years Entered: 89 / 91 / 95 / 97 / 01 / 03 / 04 / 06 / 08 / 12

Placing Tables:

Overall	Gold	Silver	Bronze	4th	5th	6th	7th	8th
2003	-	2	-	-	-	-	-	-
2004	-	-	-	1	-	1	-	-
2006	-	-	-	-	-	-	1	-
Totals	-	2	-	1	-	1	1	-

Men	Gold	Silver	Bronze	4th	5th	6th	7th	8th
2003	-	1	-	-	-	-	-	-
2004	-	-	-	1	-	-	-	-
Totals	-	1	-	1	-	-	-	-

Women	Gold	Silver	Bronze	4th	5th	6th	7th	8th
2003	-	1	-	-	-	-	-	-
2004	-	-	-	-	-	1	-	-
2006	-	-	-	-	-	-	1	-
Totals	-	1	-	-	-	1	1	-

Medallists:

Men	Joseph Batangdon	200m: 03-2
Women	Françoise Mbango	TJ: 03-2

COD / DPR of Congo

Years Entered: 93 / 95 / 97 / 99 / 04 / 10 / 12

Placing Tables:

Men	Gold	Silver	Bronze	4th	5th	6th	7th	8th
2004	-	-	1	-	-	-	-	-
Totals	-	-	1	-	-	-	-	-

Medallists:

Men	Gary Kikaya	400m: 04-3
Women	No medals; best placing: Noelly Mankatu Bibiche 800m: 04-6h3	

COK / Cook Islands

Years Entered: 04 / 08 / 10 / 12 / 14

Best Placings:

Men	Harmon Harmon	60m: 04-6h1
Women	Patricia Taea	60m: 12-6h3, 14-6h5

COL / Colombia

Years Entered: 85 / 87 / 91 / 95 / 06 / 08 / 10 / 12

Placing Tables:

Overall	Gold	Silver	Bronze	4th	5th	6th	7th	8th
1985	-	-	-	-	-	-	1	-
2006	-	-	-	-	-	-	1	-
Totals	-	-	-	-	-	-	2	-

Men	Gold	Silver	Bronze	4th	5th	6th	7th	8th
2006	-	-	-	-	-	-	1	-
Totals	-	-	-	-	-	-	1	-

Women	Gold	Silver	Bronze	4th	5th	6th	7th	8th
1985	-	-	-	-	-	-	1	-
Totals	-	-	-	-	-	-	1	-

Best Placings:

Men	Paulo Villar	60mH: 06-7
Women	Luz Fabiola Rueda	3000m: 85-7

COM / Comoros

Years Entered: 03 / 06 / 08 / 10 / 12 / 14

Best Placings:

Men	Bacar Jannot	400m: 12-3h3
Women	Feta Ahamada	60m: 08-5h4, 12-5h2
	Salhate Djamaidine	400m: 03-5h4

CPV / Cape Verde Islands

Years Entered: 93 / 01 / 03 / 04 / 08

Best Placings:

Men	Henry Andrade	60mH: 93-5s2
Women	Vera Barbosa	400m: 08-6h2

CRC / Costa Rica

Years Entered: 87 / 01 / 04 / 08 / 10 / 12 / 14

Placing Tables:

Men	Gold	Silver	Bronze	4th	5th	6th	7th	8th
2008	-	-	-	1	-	-	-	-
2010	-	-	-	1	-	-	-	-
2012	1	-	-	-	-	-	-	-
2014	-	-	-	-	-	1	-	-
Totals	1	-	-	2	-	1	-	-

Medallists:

Men	Nery Brenes	400m: 12-1
Women	No medals; best placing: Maureen Stewart 800m: 87-4h2	

CRO / Croatia

Years Entered: 93 / 95 / 97 / 99 / 01 / 03 / 04 / 06 / 08 / 10 / 12 / 14

Placing Tables:

Overall	Gold	Silver	Bronze	4th	5th	6th	7th	8th
1993	-	-	1	-	-	-	-	-
1997	-	-	-	1	-	-	-	-
2003	-	-	-	1	-	-	-	-
2004	-	-	1	-	-	-	-	-
2006	-	1	-	-	-	-	-	-
2008	1	-	-	-	-	-	-	-
2010	1	-	-	-	-	-	-	-
2014	-	-	-	-	-	1	-	-
Totals	2	1	2	2	-	1	-	-

Men	Gold	Silver	Bronze	4th	5th	6th	7th	8th
1993	-	-	1	-	-	-	-	-
1997	-	-	-	1	-	-	-	-
Totals	-	-	1	1	-	-	-	-

Women	Gold	Silver	Bronze	4th	5th	6th	7th	8th
2003	-	-	-	1	-	-	-	-
2004	-	-	1	-	-	-	-	-
2006	-	1	-	-	-	-	-	-
2008	1	-	-	-	-	-	-	-
2010	1	-	-	-	-	-	-	-
2014	-	-	-	-	-	1	-	-
Totals	2	1	1	1	-	1	-	-

Medallists:

Men **Branko Zorko** 1500m: 93-3
 Women **Blanka Vlašić** **HJ:** 04-3, 06-2, **08-1, 10-1**

(See also YUG / Yugoslavia)

CUB / Cuba

Years Entered: 85 / 87 / 89 / 91 / 93 / 95 / 97 / 99 / 01 / 03 / 04 / 06 / 08 / 10 / 12 / 14

Placing Tables:

Overall	Gold	Silver	Bronze	4th	5th	6th	7th	8th
1985	-	2	1+1=	-	-	-	-	-
1987	-	1	-	1	-	-	1	-
1989	2	1	1	1	2	1	1	-
1991	-	1	2+1=	1	3	1	-	1
1993	2	-	1	2	3	1	3+1=	1
1995	3	1	-	1	1	1	-	-
1997	3	2	-	-	1	1	-	-
1999	2	-	-	1	-	2	1	-
2001	1	1	-	1	2+1=	-	1	-
2003	-	1	1	1	-	1	-	-
2004	-	1	1	-	1	1	1	1
2006	-	1	1	1	3	-	-	2
2008	1	1	1	1	1	1	-	2
2010	1	3	1	1	1	-	2	-
2012	-	-	1	1	1=	-	3	-
2014	1	1	1	-	-	-	1	-
Totals	16	17	12+2=	13	18+2=	10	14+1=	7

Men	Gold	Silver	Bronze	4th	5th	6th	7th	8th
1985	-	2	1	-	-	-	-	-
1987	-	1	-	1	-	-	-	-
1989	2	1	1	-	2	-	1	-
1991	-	1	1=	1	1	1	-	-

1993	2	-	1	1	2	-	2	-
1995	2	1	-	-	1	-	-	-
1997	3	2	-	-	-	-	-	-
1999	2	-	-	1	-	1	-	-
2001	1	1	-	1	1+1=	-	1	-
2003	-	1	1	1	-	-	-	-
2004	-	-	1	-	1	-	1	1
2006	-	1	1	1	-	-	-	2
2008	-	1	-	-	1	1	-	2
2010	1	2	1	-	-	-	1	-
2012	-	-	-	-	1=	-	2	-
2014	-	1	1	-	-	-	-	-
Totals	13	15	8+1=	7	9+2=	3	8	5

Women	Gold	Silver	Bronze	4th	5th	6th	7th	8th
1985	-	-	1=	-	-	-	-	-
1987	-	-	-	-	-	-	1	-
1989	-	-	-	1	-	1	-	-
1991	-	-	2	-	2	-	-	1
1993	-	-	-	1	1	1	1+1=	1
1995	1	-	-	1	-	1	-	-
1997	-	-	-	-	1	1	-	-
1999	-	-	-	-	-	1	1	-
2001	-	-	-	-	1	-	-	-
2003	-	-	-	-	-	1	-	-
2004	-	1	-	-	-	1	-	-
2006	-	-	-	-	3	-	-	-
2008	1	-	1	1	-	-	-	-
2010	-	1	-	1	1	-	1	-
2012	-	-	1	1	-	-	1	-
2014	1	-	-	-	-	-	1	-
Totals	3	2	4+1=	6	9	7	6+1=	2

Medallists:

Men	Lázaro Balcindes	TJ: 85-3
	Lázaro Betancourt	TJ: 85-2
	Yoandri Betanzos	TJ: 04-3, 06-3, 10-2
	Williams Collazo	400m: 10-2
	Anier García	60mH: 97-1, 01-2, 03-2
	Iván García	200m: 97-2
	Yoel García	TJ: 97-1
	David Girat	TJ: 08-2, 10-3
	Roberto Hernández	400m: 87-2
	Jaime Jefferson	LJ: 91-2, 93-3
	Juan López	TJ: 89-3
	Iván Pedroso	LJ: 93-1, 95-1, 97-1, 99-1, 01-1
	Pedro Pichardo	TJ: 14-3
	Yoelbi Quesada	TJ: 95-2, 03-3
	Ernesto Revé	TJ: 14-2
	Jorge Reyna	TJ: 89-2
	Dayron Robles	60mH: 06-2, 10-1
	Andrés Simón	60m: 89-1
	Javier Sotomayor	HJ: 85-2, 89-1, 91-3=, 93-1, 95-1, 99-1
Women	Aliecer Urrutia	TJ: 97-2
	Liliana Allen	60m: 91-3
	Silvia Costa	HJ: 85-3=
	Yumileidi Cumbá	SP: 04-2
	Mabel Gay	TJ: 12-3
	Aliuska López	60mH: 91-3, 95-1
	Yargelis Savigne	TJ: 08-1, 10-2
	Yarisley Silva	PV: 14-1
	Anay Tejeda	60mH: 08-3

CYP / Cyprus

Years Entered: 87 / 89 / 91 / 95 / 97 / 99 / 01 / 03 / 04 / 06 / 08 / 10 / 12 / 14

Placing Tables:

Men	Gold	Silver	Bronze	4th	5th	6th	7th	8th
2008	-	-	1=	-	-	-	-	-
2010	-	-	-	1	-	-	-	-
Totals	-	-	1=	1	-	-	-	-

Medallists:

Men Kyriakos Ioannou HJ: 08-3=

Women No medals; best placing:

Dora Kyriakou 400m: 95-4h4

Ramona Papaioannou 60m: 14-4h5

Androula Sialou 400m: 04-4h1

Marianna Zahariadi PV: 10-13Q

Women	Jitka Bartonicková	4x400mR: 10-3
	Hana Benešová	4x400mR: 95-2
	Zuzana Bergrová	4x400mR: 10-3
	Helena Dziurová	400m: 97-3; 800m: 01-3;
		4x400mR: 95-2
	Ludmila Formanová	800m: 99-1; 4x400mR: 95-2
	Pavla Hamáčeková	PV: 01-1
	Zuzana Hejnová	4x400mR: 10-3
	Zuzana Hlavonová	HJ: 99-2
	Šárka Kašpárková	TJ: 97-3, 99-3
	Nadežda Koštovalová	4x400mR: 95-2
	Denisa Rosolová	4x400mR: 10-3
	Jirina Svobodová	PV: 14-2=

(See also TCH / Czechoslovakia)

CZE / Czech Republic

Years Entered: 93 / 95 / 97 / 99 / 01 / 03 / 04 / 06 / 08 / 10 / 12 / 14

Placing Tables:

Overall	Gold	Silver	Bronze	4th	5th	6th	7th	8th
1993	-	-	-	-	-	-	1	-
1995	-	2	1	1	-	1	-	-
1997	1	-	2	1	1	-	-	-
1999	1	1	2	1	-	1+1=	1	-
2001	2	-	1	-	-	1	-	1
2003	-	-	1	-	1	1	-	-
2004	1	1	-	1=	-	-	-	-
2006	-	-	1	-	-	-	-	-
2008	-	-	-	1	-	-	1	1=
2010	-	-	1	-	4	1=	-	-
2012	-	1	-	-	2	2	-	-
2014	1	1=	1	-	2	-	-	-
Totals	6	5+1=	10	4+1=	10	6+2=	3	1+1=

Men	Gold	Silver	Bronze	4th	5th	6th	7th	8th
1995	-	1	1	-	-	1	-	-
1997	1	-	-	-	-	-	-	-
1999	-	-	1	1	-	1=	-	-
2001	1	-	-	-	-	1	-	1
2003	-	-	1	-	1	1	-	-
2004	1	1	-	1=	-	-	-	-
2006	-	-	1	-	-	-	-	-
2010	-	-	-	-	3	1=	-	-
2012	-	1	-	-	2	-	-	-
2014	1	-	1	-	1	-	-	-
Totals	4	3	5	1+1=	7	3+2=	-	1

Women	Gold	Silver	Bronze	4th	5th	6th	7th	8th
1993	-	-	-	-	-	-	1	-
1995	-	1	-	1	-	-	-	-
1997	-	-	2	1	1	-	-	-
1999	1	1	1	-	-	1	1	-
2001	1	-	1	-	-	-	-	-
2008	-	-	-	1	-	-	1	1=
2010	-	-	1	-	1	-	-	-
2012	-	-	-	-	-	2	-	-
2014	-	1=	-	-	1	-	-	-
Totals	2	2+1=	5	3	3	3	3	1=

Medallists:

Men Tomáš Dvorák Hep: 95-2

Jakub Holuša 800m: 12-2

Jan Kudlicka PV: 14-3

Pavel Maslák 400m: 14-1

Adam Ptáček PV: 04-2

Pavel Soukup 800m: 95-3

Róbert Zmelík Hep: 97-1**Roman Šebrle** Hep: 99-3, 01-1, 03-3, 04-1, 06-3**DEN / Denmark**

Years Entered: 85 / 87 / 91 / 93 / 95 / 97 / 99 / 01 / 03 / 04 / 06 / 08 / 10 / 12 / 14

Placing Tables:

Overall	Gold	Silver	Bronze	4th	5th	6th	7th	8th
1985	-	-	-	1	-	-	-	-
1987	-	-	-	-	-	-	-	1
1991	-	-	-	1	-	-	-	-
1993	-	-	-	-	1	-	-	-
1995	-	-	-	-	1	-	-	-
1997	1	-	-	-	-	-	-	-
1999	-	1	-	-	-	-	-	-
2003	-	1	-	-	-	-	-	1
2004	-	-	1	-	-	-	-	-
2006	-	1	-	-	-	-	-	-
Totals	1	3	1	2	2	-	-	2

Men	Gold	Silver	Bronze	4th	5th	6th	7th	8th
1987	-	-	-	-	-	-	-	1
1991	-	-	-	1	-	-	-	-
1993	-	-	-	-	1	-	-	-
1997	1	-	-	-	-	-	-	-
1999	-	1	-	-	-	-	-	-
2003	-	1	-	-	-	-	-	1
2004	-	-	1	-	-	-	-	-
2006	-	1	-	-	-	-	-	-
Totals	1	3	1	1	1	-	-	2

Women	Gold	Silver	Bronze	4th	5th	6th	7th	8th
1985	-	-	-	1	-	-	-	-
1995	-	-	-	-	1	-	-	-
Totals	-	-	-	1	1	-	-	-

Medallists:Men **Wilson Kipketer** 800m: 97-1, 99-2, 03-2

Joachim B. Olsen SP: 04-3, 06-2

Women No medals; best placing:

Lene Demstiz LJ: 85-4

DJI / Djibouti

Years Entered: 03 / 12 / 14

Placing Tables:

Men	Gold	Silver	Bronze	4th	5th	6th	7th	8th
2012	-	-	-	-	1	-	-	-
2014	1	-	-	-	-	-	-	-
Totals	1	-	-	-	1	-	-	-

Medallists:

Men **Ayanleh Souleiman** 1500m: 14-1
 Women No competitors

DMA / Dominica

Years Entered: 93 / 95 / 97 / 99 / 04 / 06 / 08 / 12 / 14

Best Placings:

Men Chris Lloyd 400m: 08-4s2
 Women No competitors

DOM / Dominican Republic

Years Entered: 85 / 87 / 91 / 99 / 01 / 06 / 08 / 10 / 12 / 14

Placing Tables:

Men	Gold	Silver	Bronze	4th	5th	6th	7th	8th
1985	-	-	-	-	-	1	-	-
2006	-	-	-	-	1	-	-	-
2008	-	-	1	-	-	-	-	-
Totals	-	-	1	-	1	1	-	-

Medallists:

Men Pedro Mejía 4x400mR: 08-3
 Arismendy Peguero 4x400mR: 08-3
 Carlos Santa 4x400mR: 08-3
 Yoel Tapía 4x400mR: 08-3
 Women No medals; best placing:
 María Báez 60m: 85-dns/s1

ECU / Ecuador

Years Entered: 87 / 91 / 12

Best Placings:

Men Jefferson Pérez 5000mW: 91-10
 Women Miriam Ramón 3000m: 91-10

EGY / Egypt

Years Entered: 85 / 87 / 89 / 95 / 97 / 99 / 01 / 03 / 04 / 08 / 10 / 12 / 14

Placing Tables:

Men	Gold	Silver	Bronze	4th	5th	6th	7th	8th
1985	-	-	-	-	-	-	-	1
Totals	-	-	-	-	-	-	-	1

Best Placings:

Men Hassan Ahmed Badra TJ: 85-8
 Women Hanane Khaled SP: 89-13

ERI / Eritrea

Years Entered: 99 / 01 / 10

Best Placings:

Men Hais Welday 3000m: 10-12
 Women No competitors

ESA / El Salvador

Years Entered: 87 / 93 / 95 / 97 / 99 / 01 / 03 / 04 / 06 / 08 / 10 / 12

Best Placings:

Men Mauricio Carranza TJ: 87-19Q
 Women Rosa Évora 800m: 95-5h1

ESP / Spain

Years Entered: 85 / 87 / 89 / 91 / 93 / 95 / 97 / 99 / 01 / 03 / 04 / 06 / 08 / 10 / 12 / 14

Placing Tables:

Overall	Gold	Silver	Bronze	4th	5th	6th	7th	8th
1985	1	3	-	-	-	2	1	1
1987	-	1	-	-	1	1	-	-
1989	-	1	1	-	-	-	2	3
1991	-	3	1	2	2	1	3	-
1993	-	-	1	1	1	2	-	-
1995	-	2	1	1	1=	3	1=	1
1997	-	-	-	-	3	-	-	1=
1999	-	1	1	1+1=	1	-	2	1
2001	-	1	3	2	-	1	2	-
2003	1	4	1	2	1=	1	-	1
2004	-	-	-	2	2	2	1	-
2006	-	1	2	-	3	1	-	-
2008	-	-	1	3	1	-	1	2
2010	-	3	-	-	-	2	-	-
2012	-	-	-	-	1	2	-	2
2014	-	-	1	-	-	-	-	-
Totals	2	20	13	14+1=	15+2=	18	12+1=	11+1=

Men	Gold	Silver	Bronze	4th	5th	6th	7th	8th
1985	1	3	-	-	-	2	1	1
1987	-	1	-	-	-	1	-	-
1989	-	1	1	-	-	-	2	2
1991	-	2	1	1	2	-	2	-
1993	-	-	1	-	-	-	-	-
1995	-	2	-	1	1=	2	1=	1
1997	-	-	-	-	2	-	-	1=
1999	-	1	1	1+1=	1	-	-	1
2001	-	1	2	1	-	1	-	-
2003	1	2	-	2	-	-	-	1
2004	-	-	-	1	2	1	-	-
2006	-	-	-	-	3	-	-	-
2008	-	-	1	1	-	-	1	1
2010	-	1	-	-	-	2	-	-
2012	-	-	-	-	1	-	-	2
Totals	2	14	7	8+1=	11+1=	9	6+1=	9+1=

Women	Gold	Silver	Bronze	4th	5th	6th	7th	8th
1987	-	-	-	-	1	-	-	-
1989	-	-	-	-	-	-	-	1
1991	-	1	-	1	-	1	1	-
1993	-	-	-	1	1	2	-	-
1995	-	-	1	-	-	1	-	-
1997	-	-	-	-	1	-	-	-
1999	-	-	-	-	-	-	2	-
2001	-	-	1	1	-	-	2	-
2003	-	2	1	-	1=	1	-	-
2004	-	-	-	1	-	1	1	-
2006	-	1	2	-	-	1	-	-
2008	-	-	-	2	1	-	-	1
2010	-	2	-	-	-	-	-	-
2012	-	-	-	-	-	2	-	-
2014	-	-	1	-	-	-	-	-
Totals	-	6	6	6	4+1=	9	6	2

Medallists:

Men	José Manuel Abascal	1500m: 87-2
	Fermin Cacho	1500m: 91-2
	Mateo Cañellas	1500m: 95-2
	Cayetano Cornet	400m: 89-3, 91-3
	Andrés Díaz	1500m: 99-3
	Reyes Estévez	1500m: 01-2
	Alberto García	3000m: 01-3, 03-2
	Benjamín González	800m: 85-2
	José Luis González	1500m: 85-2; 3000m: 89-2
	Juan Carlos Higuero	1500m: 08-3
	Anacleto Jiménez	3000m: 95-2
	Yago Lamela	LJ: 99-2, 03-2
	Women	Manuel Martínez
Enrique Molina		3000m: 93-3
Javier Moracho		60mH: 85-2
Sergio Sánchez		3000m: 10-2
Colomán Trabado		800m: 85-1
Tomás de Teresa		800m: 91-2
Glory Alozie		60mH: 03-2, 06-2
Ruth Beitia		HJ: 06-3, 10-2, 14-3
Marta Domínguez		3000m: 03-2
Mayte Martínez		800m: 03-3
Niurka Montalvo		LJ: 01-3
Concepción Montaner		LJ: 06-3
Sandra Myers		400m: 91-2
Natalia Rodríguez	1500m: 10-2	
Mayte Zúñiga	1500m: 95-3	

EST / Estonia

Years Entered: 93 / 95 / 97 / 99 / 01 / 03 / 04 / 06 / 08 / 10 / 12 / 14

Placing Tables:

Overall	Gold	Silver	Bronze	4th	5th	6th	7th	8th
1995	-	-	-	-	-	-	-	1
1997	-	1	-	-	-	-	-	-
1999	-	1	-	-	-	-	-	-
2001	-	-	-	-	1	-	-	-
2004	-	-	-	-	1	-	1	-
2006	-	-	-	1	-	-	-	-
2008	-	-	-	-	-	1	-	-
2010	-	-	-	1	-	-	-	-
Totals	-	2	-	2	2	1	2	-

Men	Gold	Silver	Bronze	4th	5th	6th	7th	8th
1995	-	-	-	-	-	-	-	1
1997	-	1	-	-	-	-	-	-
1999	-	1	-	-	-	-	-	-
2001	-	-	-	-	1	-	-	-
2004	-	-	-	-	1	-	-	-
2006	-	-	-	1	-	-	-	-
2008	-	-	-	-	-	1	-	-
Totals	-	2	-	1	2	1	1	-

Women	Gold	Silver	Bronze	4th	5th	6th	7th	8th
2004	-	-	-	-	-	-	-	1
2010	-	-	-	1	-	-	-	-
Totals	-	-	-	1	-	-	1	-

Medallists:

Men	Erki Nool	Hep: 97-2, 99-2
Women	No medals; best placing: Ksenija Balta LJ: 10-4	

ETH / Ethiopia

Years Entered: 89 / 91 / 93 / 95 / 97 / 99 / 01 / 03 / 04 / 06 / 08 / 10 / 12 / 14

Placing Tables:

Overall	Gold	Silver	Bronze	4th	5th	6th	7th	8th
1997	1	-	-	-	-	-	1	1
1999	2	-	1	-	-	-	-	1
2001	-	-	-	-	1	-	1	-
2003	2	-	1	-	1	-	-	-
2004	2	1	1	-	-	-	-	-
2006	2	-	-	1	-	1	-	-
2008	4	1	1	-	-	1	-	-
2010	3	-	2	2	-	-	-	-
2012	2	1	2	3	1	-	-	-
2014	2	2	1	-	1	-	-	-
Totals	20	5	9	6	4	2	2	2

Men	Gold	Silver	Bronze	4th	5th	6th	7th	8th
1997	1	-	-	-	-	-	1	-
1999	2	-	1	-	-	-	-	-
2001	-	-	-	-	1	-	1	-
2003	1	-	-	-	1	-	-	-
2004	-	-	1	-	-	-	-	-
2006	1	-	-	-	-	1	-	-
2008	2	-	1	-	-	1	-	-
2010	1	-	-	2	-	-	-	-
2012	1	-	1	1	1	-	-	-
2014	1	1	1	-	1	-	-	-
Totals	10	1	5	3	4	2	2	-

Women	Gold	Silver	Bronze	4th	5th	6th	7th	8th
1997	-	-	-	-	-	-	-	1
1999	-	-	-	-	-	-	-	1
2003	1	-	1	-	-	-	-	-
2004	2	1	-	-	-	-	-	-
2006	1	-	-	1	-	-	-	-
2008	2	1	-	-	-	-	-	-
2010	2	-	2	-	-	-	-	-
2012	1	1	1	2	-	-	-	-
2014	1	1	-	-	-	-	-	-
Totals	10	4	4	3	-	-	-	2

Medallists:

Men	Mohammed Aman	800m: 12-1, 14-1	
	Kenenisa Bekele	3000m: 06-1	
	Tariku Bekele	3000m: 08-1	
	Abraham Cherkos	3000m: 08-3	
	Mekonnen Gebremedhin	1500m: 12-3	
	Degen Gebremeskel	3000m: 14-3	
	Haile Gebrselassie	1500m: 99-1; 3000m: 97-1, 99-1, 03-1	
	Markos Geneti Guteta	3000m: 04-3	
	Deresse Mekonnen	1500m: 08-1, 10-1	
	Million Wolde	3000m: 99-3	
	Aman Wote	1500m: 14-2	
	Women	Berhane Adere	3000m: 03-1, 04-2
		Gelete Burka	1500m: 08-1, 10-3; 3000m: 12-3
Meseret Defar		3000m: 03-3, 04-1, 06-1, 08-1, 10-1, 12-2	
Genzebe Dibaba		1500m: 12-1; 3000m: 14-1	
Kutre Dulecha		1500m: 04-1	
Sentayehu Ejigu		3000m: 10-3	
Axumawit Embaye	1500m: 14-2		
Kalkidan Gezahegne	1500m: 10-1		
Meselech Melkamu	3000m: 08-2		

FIJ / Fiji**Years Entered:** 08 / 12**Best Placings:**

Men Roy Ravana 60m: 12-5h5
 Women Makelesi Batimala 400m: 08-5s1

FIN / Finland**Years Entered:** 85 / 87 / 89 / 91 / 93 / 95 / 97 / 99 / 01 / 03 / 04 / 06 / 08 / 10 / 14**Placing Tables:**

Overall	Gold	Silver	Bronze	4th	5th	6th	7th	8th
1985	-	-	-	-	-	-	-	1=
1987	-	-	-	-	1	-	1	-
1989	-	-	-	1	-	-	-	1
1991	-	-	-	-	1	1	-	1
1993	-	-	-	1	1	-	1	-
1995	1	-	-	-	-	1	-	-
1997	-	-	-	-	-	1	-	1
1999	-	-	-	-	1	-	-	-
2001	-	-	-	1	-	-	-	-
2003	-	-	-	1	-	1	1	-
Totals	1	-	-	4	4	4	3	3+1=

Men	Gold	Silver	Bronze	4th	5th	6th	7th	8th
1985	-	-	-	-	-	-	-	1=
1987	-	-	-	-	1	-	-	-
1989	-	-	-	-	-	-	-	1
1993	-	-	-	-	1	-	-	-
1995	1	-	-	-	-	1	-	-
1997	-	-	-	-	-	1	-	1
1999	-	-	-	-	1	-	-	-
2001	-	-	-	1	-	-	-	-
2003	-	-	-	1	-	1	1	-
Totals	1	-	-	2	3	3	1	2+1=

Women	Gold	Silver	Bronze	4th	5th	6th	7th	8th
1987	-	-	-	-	-	-	1	-
1989	-	-	-	1	-	-	-	-
1991	-	-	-	-	1	1	-	1
1993	-	-	-	1	-	-	1	-
Totals	-	-	-	2	1	1	2	1

Medallists:

Men **Mika Halvari** SP: 95-1
 Women No medals; best placing:
 Sanna Hernesniemi 200m: 93-4
 Ringa Ropo-Junnila LJ: 89-4

FRA / France**Years Entered:** 85 / 87 / 89 / 91 / 93 / 95 / 97 / 99 / 01 / 03 / 04 / 06 / 08 / 10 / 12 / 14**Placing Tables:**

Overall	Gold	Silver	Bronze	4th	5th	6th	7th	8th
1985	2	3	2	3+1=	2	3	2	2
1987	-	2	1	2	-	1=	1	-
1989	-	-	-	-	2	3	1	-
1991	1	1	1	-	2	3	-	-
1993	1	1	2	-	1	2	-	1
1995	1	-	1	1	-	1	-	3
1997	-	1	2+1=	-	1	-	2	2
1999	1	-	-	1	1	2+1=	-	-

2001	-	-	2	-	1	1	-	-
2003	2	-	1	1	1	1	3	1
2004	-	-	1	-	1+1=	-	2	2
2006	-	-	-	3	1	2	-	1
2008	-	-	-	2	-	-	-	-
2010	1	-	-	1	1	1	1	1
2012	1	1	2	-	-	2	-	1
2014	1	1	1	1	-	-	-	-
Totals	11	10	16+1=	15+1=	14+1=	21+2=	12	14

Men	Gold	Silver	Bronze	4th	5th	6th	7th	8th
1985	2	1	-	1+1=	2	2	1	1
1987	-	2	1	2	-	1=	1	-
1989	-	-	-	-	1	2	-	-
1991	-	-	1	-	-	2	-	-
1993	1	1	1	-	1	2	-	-
1995	1	-	1	-	-	-	-	2
1997	-	-	1	-	1	-	1	-
1999	1	-	-	-	-	1+1=	-	-
2001	-	-	1	-	-	-	-	-
2003	1	-	-	1	-	1	3	-
2004	-	-	-	-	-	-	1	1
2006	-	-	-	-	-	2	-	-
2008	-	-	-	1	-	-	-	-
2010	1	-	-	1	-	1	-	1
2012	1	-	1	-	-	2	-	1
2014	-	1	1	-	-	-	-	-
Totals	8	5	8	6+1=	5	15+2=	7	6

Women	Gold	Silver	Bronze	4th	5th	6th	7th	8th
1985	-	2	2	2	-	1	1	1
1989	-	-	-	-	1	1	1	-
1991	1	1	-	-	2	1	-	-
1993	-	-	1	-	-	-	-	1
1995	-	-	-	1	-	1	-	-
1997	-	1	1+1=	-	-	-	1	2
1999	-	-	-	1	1	1	-	-
2001	-	-	1	-	1	1	-	-
2003	1	-	1	-	1	-	-	1
2004	-	-	1	-	1+1=	-	1	1
2006	-	-	-	3	1	-	-	1
2008	-	-	-	1	-	-	-	-
2010	-	-	-	-	1	-	1	-
2012	-	1	1	-	-	-	-	-
2014	1	-	-	1	-	-	-	-
Totals	3	5	8+1=	9	9+1=	6	5	8

Medallists:

Men **Pierre Camara** TJ: 93-1
Stéphane Caristan 60mH: 85-1, 87-2
 Garfield Darien 60mH: 14-3
 Éric Dubus 3000m: 93-2
Jean Galfione PV: 93-3, 99-1
 Pierre-Marie Hilaire 4x400mR: 97-3
 Serge Hélan TJ: 95-3
Renaud Lavillenie PV: 12-1
Gérard Lelièvre 5000mW: 85-1
 Loïc Lerouge 4x400mR: 97-3
Driss Maazouzi 1500m: 03-1
 Fred Mango 4x400mR: 97-3
 Bruno Marie-Rose 200m: 87-2
 Pascal Martinot-Lagarde 60mH: 12-3, 14-2
 Romain Mesnil PV: 01-3
 Rodrigue Nordin 4x400mR: 97-3
Christian Plaziat Hep: 95-1
 Ferenc Salbert PV: 91-3
Teddy Tamgho TJ: 10-1
 Thierry Vigneron PV: 85-2, 87-3
 Women Frédérique Bangué 60m: 97-3
 Vanessa Boslak PV: 12-2

Christelle Bulteau	60m: 85-3
Marie-Christine Cazier	200m: 85-2
Marie Collonvillé	Pen: 03-3
Hind Dehiba	1500m: 12-3
Patricia Djabaté-Taillard	1500m: 97-2
Marie-Pierre Duros	3000m: 91-1
Laurence Elloy	60mH: 85-2
Monique Ewanjé-Epée	60mH: 91-2
Linda Ferga-Khodadin	60mH: 04-3
Patricia Girard	60mH: 93-3, 97-3=
Muriel Hurtis	200m: 03-1
Éloyse Lesueur	LJ: 14-1
Anne Piquereau	60mH: 85-3
Nicole Ramalalanirina	60mH: 01-3

FSM / Federated States of Micronesia

Years Entered: 04 / 08 / 10 / 12 / 14

Best Placings:

Men	Jack Howard	60m: 04-6h7, 08-6h4
	John Howard	60m: 10-6h2
Women	No competitors	

GAB / Gabon

Years Entered: 97 / 99 / 01 / 04 / 08 / 10 / 14

Placing Tables:

Women	Gold	Silver	Bronze	4th	5th	6th	7th	8th
2010	-	-	1=	-	-	-	-	-
Totals	-	-	1=	-	-	-	-	-

Best Placings:

Men	Patrick Mocchi-Raoumbé	60m: 99-5h6
Women	Paulette Zang-Milama	60m: 10-3=

GAM / Gambia

Years Entered: 87 / 95 / 97 / 12

Best Placings:

Men	Dawda Jallow	400m: 87-5h4
Women	No competitors	

GBR / Great Britain & Northern Ireland

Years Entered: 85 / 87 / 89 / 91 / 93 / 95 / 97 / 99 / 01 / 03 / 04 / 06 / 08 / 10 / 12 / 14

Placing Tables:

Overall	Gold	Silver	Bronze	4th	5th	6th	7th	8th
1985	-	4	2	1	2	1	-	-
1987	-	-	1	2	5	2	-	1=
1989	1	3	-	1	3	3	1	1
1991	-	2	2	-	1	-	1	-
1993	2	2	1	1=	-	2	-	-
1995	-	1	1	2	3	-	2	2
1997	-	3	-	1	-	2+1=	-	-
1999	3	-	2	-	-	-	1	-
2001	1	2	1	2	2	-	-	1
2003	2	3	1+1=	4	2	1	-	1
2004	1	-	1	1	1	1	1	-
2006	-	-	-	-	2	1	-	-

2008	1	3+1=	-	-	2	2	1	-
2010	2	1	1	1	-	1=	2	1
2012	2	3	4	2	1+1=	1=	1	-
2014	1	2	3	3	-	1	1	1
Totals	16	29+1=	20+1=	20+1=	22+1=	17+3=	12	7+1=

Men	Gold	Silver	Bronze	4th	5th	6th	7th	8th
1985	-	2	2	1	2	1	-	-
1987	-	-	1	2	1	1	-	1=
1989	1	2	-	1	2	1	-	1
1991	-	2	2	-	-	-	-	-
1993	1	2	1	1=	-	2	-	-
1995	-	1	1	1	2	-	1	1
1997	-	2	-	-	-	1+1=	-	-
1999	2	-	2	-	-	-	1	-
2001	1	2	1	2	2	-	-	-
2003	1	2	1+1=	2	1	-	-	1
2004	1	-	-	1	-	1	1	-
2006	-	-	-	-	-	1	1	-
2008	1	1+1=	-	-	1	2	1	-
2010	1	-	1	-	-	1=	1	1
2012	-	1	2	2	1=	1=	-	-
2014	1	1	1	1	-	1	1	1
Totals	10	18+1=	15+1=	13+1=	11+1=	11+3=	7	5+1=

Women	Gold	Silver	Bronze	4th	5th	6th	7th	8th
1985	-	2	-	-	-	-	-	-
1987	-	-	-	-	4	1	-	-
1989	-	1	-	-	1	2	1	-
1991	-	-	-	-	1	-	1	-
1993	1	-	-	-	-	-	-	-
1995	-	-	-	1	1	-	1	1
1997	-	1	-	1	-	1	-	-
1999	1	-	-	-	-	-	-	-
2001	-	-	-	-	-	-	-	1
2003	1	1	-	2	1	1	-	-
2004	-	-	1	-	1	-	-	-
2006	-	-	-	-	-	1	-	-
2008	-	2	-	-	1	-	-	-
2010	1	1	-	1	-	-	1	-
2012	2	2	2	-	1	-	1	-
2014	-	1	2	2	-	-	-	-
Totals	6	11	5	7	11	6	5	2

Medallists:

Men	Sean Baldock	4x400mR: 99-3 (ran ht)
	Jamie Baulch	400m: 97-2, 99-1, 03-3=; 4x400mR: 99-3, 03-2
	Tim Benjamin	4x400mR: 03-2
	Todd Bennett	400m: 85-2
	Ikem Billy	800m: 85-3
	Michael Bingham	4x400mR: 12-2, 14-2 (ran ht)
	Jamie Bowie	4x400mR: 14-2
	Darren Braithwaite	60m: 95-2
	Richard Buck	4x400mR: 10-3, 12-2
	Daniel Caines	400m: 01-1, 03-2; 4x400mR: 03-2
	Dwain Chambers	60m: 08-2=, 10-1, 12-3
	Linford Christie	60m: 91-2; 200m: 91-2
	Chris Clarke	4x400mR: 10-3
	Allyn Condon	4x400mR: 99-3
	Jared Deacon	4x400mR: 03-2 (ran ht)
	Rob Denmark	3000m: 91-3
	Marlon Devonish	200m: 03-1
	Jonathan Edwards	TJ: 01-2
	Jason Gardener	60m: 99-3, 03-3, 04-1
	Cori Henry	4x400mR: 03-2
	Mark Hylton	4x400mR: 03-2 (ran ht)
	Phillips Idowu	TJ: 08-1
	Colin Jackson	60mH: 89-2, 93-2, 97-2, 99-1

	Tony Jarrett	60mH: 95-3
	Richard Kilty	60m: 14-1
	Luke Lennon-Ford	4x400mR: 10-3 (ran ht), 12-2 (ran ht), 14-2
	Nigel Levine	4x400mR: 10-3, 12-2, 14-2
	Mark Lewis-Francis	60m: 01-3
	Ade Mafe	200m: 85-2, 89-2, 91-3
	Christian Malcolm	200m: 01-2
	Tom McKean	800m: 93-1
	Andrew Osagie	800m: 12-3, 14-3
	Adrian Patrick	4x400mR: 99-3
	John Regis	200m: 89-1
	Jon Ridgeon	60mH: 85-3
	Steve Smith	HJ: 93-3
	David Strang	1500m: 93-2
	Chris Tomlinson	LJ: 08-2
	Nigel Walker	60mH: 87-3
	Solomon Wariso	4x400mR: 99-3
	Conrad Williams	4x400mR: 10-3, 12-2, 14-2
Women	Margaret Adeoye	4x400mR: 14-3
	Yamilé Aldama	TJ: 12-1
	Holly Bleasdale	PV: 12-3
	Eilidh Child	4x400mR: 14-3
	Shana Cox	4x400mR: 12-1, 14-3
	Jessica Ennis	Pen: 10-1, 12-2
	Jo Fenn	800m: 04-3
	Jane Finch	800m: 85-2
	Ashia Hansen	TJ: 97-2, 99-1, 03-1
	Kelly Holmes	1500m: 03-2
	Katarina Johnson-Thompson	LJ: 14-2
	Jeanette Kwakye	60m: 08-2
	Liz McColgan	3000m: 89-2
	Jenny Meadows	800m: 10-2
	Yvonne Murray	3000m: 93-1
	Heather Oakes	60m: 85-2
	Christine Ohuruogu	4x400mR: 12-1, 14-3
	Victoria Ohuruogu	4x400mR: 14-3 (ran ht)
	Tiffany Porter	60mH: 12-2, 14-3
	Shara Proctor	LJ: 12-3
	Nicola Sanders	4x400mR: 12-1
	Perri Shakes-Drayton	4x400mR: 12-1
	Kelly Sotherton	Pen: 08-2

GBS / Guinea Bissau

Years Entered: 10 / 12

Best Placings:

Men	Holder da Silva	60m: 12-3h7
Women	Graciela Martins	400m: 12-4h5

GEO / Georgia

Years Entered: 95 / 99 / 01 / 03 / 06 / 12 / 14

Best Placings:

Men	Nika Kartavtsevi	400m: 12-4h6
Women	Maya Azarashvili	200m: 95-5s1

GEQ / Equatorial Guinea

Years Entered: 95 / 97 / 99 / 01 / 08 / 12 / 14

Best Placings:

Men	Benjamín Enzema	800m: 12-5h4
Women	Paulina Biang	60m: 01-7h1
	Marién Mevong	60m: 14-7h6

GER / Germany (as FRG or GDR in 85 / 87 / 89)

Years Entered: 85 / 87 / 89 / 91 / 93 / 95 / 97 / 99 / 01 / 03 / 04 / 06 / 08 / 10 / 12 / 14

Placing Tables:

Overall	Gold	Silver	Bronze	4th	5th	6th	7th	8th
1985	4	2	-	-	1	1	1	1
1987	6	3	1	1	-	1+1=	2	2
1989	4	4	6	4	5	2	-	-
1991	6	1	2	2	2	3	3	2
1993	-	3	2	4	2	1	2	3
1995	2	1	3+1=	1	2	2	2	2
1997	1	3	1	5	4	1	1	1=
1999	3	-	3+1=	2	1	2+1=	-	1
2001	-	-	2	2	2+1=	2	-	-
2003	1	1	2	1	1	1	-	-
2004	-	-	2	-	2	-	1	1
2006	1	1	1	2+1=	1	1	-	1
2008	-	-	-	-	2	1	1	1+1=
2010	-	2	1	-	2	1	1	1
2012	-	2	-	2	1	-	-	1
2014	-	3	-	-	2	3	3	3+1=
Totals	28	26	26+2=	26+1=	30+1=	22+2=	17	19+3=

Men	Gold	Silver	Bronze	4th	5th	6th	7th	8th
1985	1	1	-	-	1	1	1	1
1987	1	-	-	-	-	1=	2	1
1989	1	3	1	1	3	1	-	-
1991	2	-	-	-	2	-	3	2
1993	-	-	1	2	1	1	1	2
1995	-	-	1=	-	2	-	2	2
1997	-	1	-	3	2	-	-	1=
1999	1	-	3	1	-	1+1=	-	-
2001	-	-	-	1	1=	1	-	-
2003	1	1	-	-	-	-	-	-
2004	-	-	1	-	1	-	-	-
2006	1	-	1	1=	-	1	-	-
2008	-	-	-	-	2	-	1	-
2010	-	2	1	-	1	1	-	1
2012	-	2	-	1	-	-	-	1
2014	-	2	-	-	1	2	1	2
Totals	8	12	8+1=	9+1=	16+1=	9+2=	11	12+1=

Women	Gold	Silver	Bronze	4th	5th	6th	7th	8th
1985	3	1	-	-	-	-	-	-
1987	5	3	1	1	-	1	-	1
1989	3	1	5	3	2	1	-	-
1991	4	1	2	2	-	3	-	-
1993	-	3	1	2	1	-	1	1
1995	2	1	3	1	-	2	-	-
1997	1	2	1	2	2	1	1	-
1999	2	-	1=	1	1	1	-	1
2001	-	-	2	1	2	1	-	-
2003	-	-	2	1	1	1	-	-
2004	-	-	1	-	1	-	1	1
2006	-	1	-	2	1	-	-	1
2008	-	-	-	-	-	1	-	1+1=
2010	-	-	-	-	1	-	1	-
2012	-	-	-	1	1	-	-	-
2014	-	1	-	-	1	1	2	1+1=
Totals	20	14	18+1=	17	14	13	6	7+2=

Medallists:

Men		
GER	Falk Balzer	60mH: 99-3
GER	Ralf Bartels	SP: 10-2
FRG	Dieter Baumann	3000m: 89-3
GDR	Udo Beyer	SP: 85-2
GER	Jens Carlowitz	4x400mR: 91-1
GER	Danny Ecker	PV: 99-3
GER	Charles Friedek	TJ: 99-1
GDR	Hauke Fuhlbrügge	1500m: 89-2
GER	Dietmar Haaf	LJ: 89-2, 91-1
GER	Karsten Just	4x400mR: 91-1
GER	Rico Lieder	4x400mR: 91-1
GER	Tim Lobinger	PV: 03-1, 06-3
GER	Maite Mohr	PV: 10-2, 14-2
GER	Nico Motchebon	800m: 93-3, 99-3
FRG	Dietmar Mögenburg	HJ: 89-2
GER	André Niklaus	Hep: 06-1
GER	Björn Otto	PV: 12-2
GER	Thomas Schönlebe	400m: 85-7; 4x400mR: 91-1
GER	Rüdiger Stenzel	1500m: 97-2
GER	Michael Stolle	PV: 03-2
GER	David Storl	SP: 12-2, 14-2
GER	Alexander Straub	PV: 10-3
GDR	Ulf Timmermann	SP: 87-1, 89-1
GER	Andrei Tiwontschik	PV: 95-3=
GER	Tobias Unger	200m: 04-3
Women		
GER	Beate Anders	3000m: 89-2, 91-1
FRG	Helga Arendt	400m: 89-1
GER	Alina Astafei	HJ: 95-1
GER	Heike Balck	HJ: 91-3
GDR	Susanne Beyer	HJ: 87-2
GER	Sabine Braun	Pen: 97-1
GER	Grit Breuer	200m: 91-3; 400m: 99-1, 03-3; 4x400mR: 91-1, 97-3
GDR	Ilona Briesenick	SP: 87-2
GDR	Sabine Busch	400m: 89-1
GER	Birgit Clarius	Pen: 93-3
GER	Heike Drechsler	200m: 87-1; LJ: 87-1, 91-2
GER	Florence Ekpo-Umoh	4x400mR: 01-3
GER	Karin Ertl	Pen: 01-3
GER	Anke Feller	4x400mR: 97-3
GER	Shanta Ghosh	4x400mR: 01-3
GDR	Silke Gladisch	60m: 85-1
GER	Grit Hammer	SP: 95-3
GER	Heike Henkel	HJ: 89-3, 91-1, 93-2, 95-3
GER	Annett Hesselbarth	4x400mR: 91-1
GER	Nicole Humbert	PV: 99-3=
GDR	Ellen Kiessling	800m: 89-3
GER	Nadine Kleinert	SP: 04-3, 06-2
GER	Anja Knippel	4x400mR: 97-3 (ran ht)
GDR	Marita Koch	200m: 85-1
GER	Astrid Kumbernuss	SP: 97-2, 03-3
FRG	Claudia Losch	SP: 87-3, 89-1
GDR	Yvonne Mai	1500m: 89-3
GER	Claudia Marx	4x400mR: 01-3
GER	Heike Meissner	4x400mR: 97-3
GDR	Ines Müller	SP: 85-2
GER	Kathrin Neimke	SP: 95-1
GDR	Cornelia Oschkenat	60mH: 87-1, 89-3
GER	Melanie Paschke	60m: 95-2
GDR	Helga Radtke	LJ: 85-7, 87-2
GER	Birgit Rockmeier	4x400mR: 01-3
GER	Nastja Ryjikh	PV: 99-1
GER	Anja Rücker	4x400mR: 97-3
GER	Katrin Schreiter	4x400mR: 91-1
GER	Christina Schwanitz	SP: 14-2
GER	Sandra Seuser	4x400mR: 91-1
GER	Mona Steigauf	Pen: 97-2
GER	Stephanie Storp	SP: 93-2

GER	Susen Tiedtke	LJ: 93-2, 95-3
GER	Christine Wachtel	800m: 87-1, 89-1, 91-1
GDR	Christa Wiese	SP: 89-3

GHA / Ghana

Years Entered: 89 / 91 / 93 / 95 / 97 / 99 / 01 / 03 / 04 / 06 / 08 / 10 / 12 / 14

Placing Tables:

Men	Gold	Silver	Bronze	4th	5th	6th	7th	8th
1989	-	1	-	-	-	-	-	-
2006	1	-	-	-	-	-	-	-
2010	-	-	-	-	-	-	1	-
2012	-	-	-	-	-	-	1	-
Totals	1	1	-	-	-	-	2	-

Medallists:

Men	Ignisious Gaisah	LJ: 06-1
	John Myles-Mills	60m: 89-2
Women	No medals; best placing:	
	Vida Anim	60m: 04-4s1
	Vida Nsiah	60mH: 97-4s2

GIB / Gibraltar

Years Entered: 12 / 14

Best Placings:

Men	Dominic Carroll	60m: 12-7h7
Women	No competitors	

GRE / Greece

Years Entered: 85 / 87 / 89 / 91 / 93 / 95 / 97 / 99 / 01 / 03 / 04 / 06 / 08 / 10 / 12 / 14

Placing Tables:

Overall	Gold	Silver	Bronze	4th	5th	6th	7th	8th
1987	-	-	-	-	-	-	1	-
1991	-	-	-	1	-	-	-	-
1995	-	1	-	-	-	-	-	-
1997	2	1	-	1	-	-	-	1
1999	1	-	-	1	1	-	-	-
2001	-	-	-	-	-	-	1	-
2003	-	-	-	-	1	1	-	-
2004	-	-	2	-	-	2	1	-
2006	-	-	-	1	-	-	1	1
2008	-	1	-	-	-	-	-	-
2010	-	-	-	1=	-	-	-	-
2012	1	-	-	1=	-	1	1	-
2014	1	-	-	1	-	-	-	-
Totals	5	3	2	4+2=	3	4	5	2
Men	Gold	Silver	Bronze	4th	5th	6th	7th	8th
1987	-	-	-	-	-	-	1	-
1991	-	-	-	1	-	-	-	-
1995	-	1	-	-	-	-	-	-
1997	1	1	-	-	-	-	-	1
2001	-	-	-	-	-	-	1	-
2004	-	-	1	-	-	-	-	-
2006	-	-	-	1	-	-	-	1
2010	-	-	-	1=	-	-	-	-
2012	1	-	-	1=	-	1	1	-
2014	1	-	-	1	-	-	-	-
Totals	3	2	1	3+2=	-	1	3	2

Women	Gold	Silver	Bronze	4th	5th	6th	7th	8th
1997	1	-	-	-	1	-	-	-
1999	1	-	-	1	1	-	-	-
2003	-	-	-	-	1	1	-	-
2004	-	-	1	-	-	2	1	-
2006	-	-	-	-	-	-	1	-
2008	-	1	-	-	-	-	-	-
Totals	2	1	1	1	3	3	2	-

Medallists:

Men	Konstadínos Filippídís	PV: 14-1
	Dimitrios Hondrokoúkis	HJ: 12-1
	Haralambos Papadias	60m: 97-1
Women	Lámbros Papakóstas	HJ: 95-2, 97-2
	Yeóryios Theodorídes	60m: 04-3
	Chrisopiýi Devetzi	TJ: 04-3, 08-2
	Katerína Kóffa	200m: 97-1
	Katerína Thánou	60m: 99-1

GRN / Grenada

Years Entered: 03 / 04 / 06 / 08 / 10 / 12 / 14

Placing Tables:

Men	Gold	Silver	Bronze	4th	5th	6th	7th	8th
2004	1	-	-	-	-	-	-	-
2006	1	-	-	-	-	-	-	-
2012	-	-	-	-	-	1	-	-
Totals	2	-	-	-	-	1	-	-

Medallists:

Men	Alleyne Francique	400m: 04-1, 06-1
Women	No competitors	

GUA / Guatemala

Years Entered: 87 / 95 / 99 / 01 / 03

Best Placings:

Men	Rolando Blanco	60m: 01-4h2
Women	Cristina Girón	1500m: 87-9

GUI / Guinea

Years Entered: 91 / 97 / 99 / 08 / 10 / 12

Best Placings:

Men	Sylla Alseny Kobele	60m: 99-5h1
	Theodore Haba	60m: 97-5h7
Women	Mamaissata Cisse	200m: 91-dq/h3

GUM / Guam

Years Entered: 04 / 06 / 08 / 10 / 12 / 14

Best Placings:

Men	Jeofry Limtiaco	400m: 12-6h6
	Matthew Pangelinan	400m: 10-6h4
Women	Amy Atkinson	400m: 12-6h2
	Sloan Siegrist	800m: 04-6h4

GUY / Guyana

Years Entered: 99 / 01 / 03 / 04 / 06 / 08 / 10 / 12 / 14

Placing Tables:

Women	Gold	Silver	Bronze	4th	5th	6th	7th	8th
2010	-	-	-	-	1	-	-	-
Totals	-	-	-	-	1	-	-	-

Best Placings:

Men	Adam Harris	60m: 14-3s3
Women	Aliann Pompey	400m: 10-5

HAI / Haiti

Years Entered: 95 / 97 / 99 / 01 / 03 / 04 / 06 / 08 / 10 / 12 / 14

Placing Tables:

Men	Gold	Silver	Bronze	4th	5th	6th	7th	8th
2001	-	-	-	-	-	-	1	-
Totals	-	-	-	-	-	-	1	-

Best Placings:

Men	Dudley Dorival	60mH: 01-7
Women	Nadine Faustin-Parker	60mH: 03-5s2, 06-5s2

HKG / Hong Kong, China

Years Entered: 85 / 93 / 95 / 99 / 01 / 03 / 04 / 06 / 08 / 10 / 12 / 14

Best Placings:

Men	Lai Chun Ho	60m: 10-4h2, 12-4h7
	Leung Chun Wai	60m: 08-4h5
Women	Cheung Suet Yee	60mH: 85-5h2
	Fong Yee Pui	60m: 12-5h3

HON / Honduras

Years Entered: 95 / 01 / 06 / 08 / 14

Best Placings:

Men	Rolando Palacios	60m: 08-3h8
Women	No competitors	

HUN / Hungary

Years Entered: 85 / 87 / 89 / 91 / 93 / 95 / 97 / 99 / 01 / 03 / 04 / 06 / 08 / 10 / 12 / 14

Placing Tables:

Overall	Gold	Silver	Bronze	4th	5th	6th	7th	8th
1985	1	1	-	1	-	-	-	-
1987	-	-	1	-	-	2	-	-
1989	-	-	-	2	1	2	1	-
1991	-	-	-	-	-	1	-	-
1993	-	-	-	-	1	-	-	-
1997	-	-	-	-	-	-	1	1
1999	-	-	1+1=	1	1	-	1	-
2001	-	-	-	-	1=	-	-	-
2003	-	-	-	-	1	-	-	1
2010	-	-	-	-	-	-	-	1
2014	-	-	-	-	-	1	-	-
Totals	1	1	2+1=	4	4+1=	6	3	3

Men	Gold	Silver	Bronze	4th	5th	6th	7th	8th
1985	-	1	-	1	-	-	-	-
1987	-	-	-	-	-	2	-	-
1989	-	-	-	2	-	1	-	-
1991	-	-	-	-	-	1	-	-
1993	-	-	-	-	1	-	-	-
1997	-	-	-	-	-	-	-	1
1999	-	-	1	1	-	-	1	-
2003	-	-	-	-	1	-	-	-
2010	-	-	-	-	-	-	-	1
Totals	-	1	1	4	2	4	1	2

Women	Gold	Silver	Bronze	4th	5th	6th	7th	8th
1985	1	-	-	-	-	-	-	-
1987	-	-	1	-	-	-	-	-
1989	-	-	-	-	1	1	1	-
1997	-	-	-	-	-	-	1	-
1999	-	-	1=	-	1	-	-	-
2001	-	-	-	-	1=	-	-	-
2003	-	-	-	-	-	-	-	1
2014	-	-	-	-	-	1	-	-
Totals	1	-	1+1=	-	2+1=	2	2	1

Medallists:

Men	Zsolt Czinger	TJ: 99-3
	Gyula Pálóczi	LJ: 85-2
Women	Judit Forgács	400m: 87-3
	Xénia Siska	60mH: 85-1
	Zsuzsa Szabó	PV: 99-3=

INA / Indonesia

Years Entered: 85 / 03 / 04 / 06 / 08 / 10 / 12

Best Placings:

Men	Mohamed Yuhdi Purnomo	200m: 85-5s1
Women	Yulia Novita	200m: 04-4h3

IND / India

Years Entered: 85 / 87 / 03 / 06 / 12

Placing Tables:

Women	Gold	Silver	Bronze	4th	5th	6th	7th	8th
1985	-	-	-	-	1	-	-	-
2003	-	-	-	-	-	-	1	-
Totals	-	-	-	-	1	-	1	-

Best Placings:

Men	Nalluswamy Annavi	HJ: 85-18
Women	Shiny Abraham	800m: 85-5

IRI / Iran

Years Entered: 89 / 95 / 04 / 06 / 08 / 10 / 12 / 14

Best Placings:

Men	Ehsan Mohajershojaei	800m: 08-4s3
Women	Leyla Rajabi	SP: 12-12Q

IRL / Ireland

Years Entered: 85 / 87 / 89 / 91 / 93 / 95 / 97 / 99 / 01 / 03 / 04 / 06 / 08 / 10 / 12 / 14

Placing Tables:

Overall	Gold	Silver	Bronze	4th	5th	6th	7th	8th
1987	2	1	-	-	-	-	-	-
1989	1	-	-	-	1	-	-	-
1991	1	-	-	1	-	-	-	1
1993	1	-	-	-	-	-	-	-
1995	-	-	-	1	-	-	-	-
1997	-	1	-	-	-	-	-	1
1999	-	-	-	-	1	-	-	-
2001	-	-	-	-	-	-	-	2
2003	-	-	1=	-	1	1	-	-
2004	-	-	1	-	-	-	-	1
2006	1	-	-	1	-	1	-	-
2010	-	-	-	-	1	-	-	-
Totals	6	2	1+1=	3	4	2	2	3

Men	Gold	Silver	Bronze	4th	5th	6th	7th	8th
1987	2	1	-	-	-	-	-	-
1989	1	-	-	-	1	-	-	-
1991	1	-	-	1	-	-	-	1
1993	1	-	-	-	-	-	-	-
1995	-	-	-	1	-	-	-	-
1997	-	-	-	-	-	-	-	1
1999	-	-	-	-	1	-	-	-
2001	-	-	-	-	-	-	1	-
2003	-	-	1=	-	1	1	-	-
2004	-	-	1	-	-	-	-	1
2006	-	-	-	1	-	1	-	-
2010	-	-	-	-	1	-	-	-
Totals	5	1	1+1=	3	4	2	1	3

Women	Gold	Silver	Bronze	4th	5th	6th	7th	8th
1997	-	1	-	-	-	-	-	-
2001	-	-	-	-	-	-	1	-
2006	1	-	-	-	-	-	-	-
Totals	1	1	-	-	-	-	1	-

Medallists:

Men	Rob Daly	4x400mR: 04-3
	Paul Donovan	3000m: 87-2
	David Gillick	4x400mR: 04-3
	David McCarthy	4x400mR: 04-3
	Paul McKee	400m: 03-3=
	Frank O'Mara	3000m: 87-1, 91-1
	Marcus O'Sullivan	1500m: 87-1, 89-1, 93-1
	Gary Ryan	4x400mR: 04-3
Women	Derval O'Rourke	60mH: 06-1
	Sonia O'Sullivan	3000m: 97-2

IRQ / Iraq

Years Entered: 12 / 14

Best Placings:

Men	Hasanain Zubaiyen	60m: 12-5h4
Women	Dana Abdul Razak	60m: 12-6h5

ISL / Iceland

Years Entered: 85 / 87 / 89 / 91 / 93 / 95 / 97 / 99 / 01 / 03 / 04 / 06 / 12 / 14

Placing Tables:

Overall	Gold	Silver	Bronze	4th	5th	6th	7th	8th
1985	-	-	-	-	1	-	-	-
1991	-	-	-	1	-	-	-	-
1995	-	-	-	-	-	1	-	-

1997	-	-	1	-	-	-	-	1
1999	-	1	-	-	1	-	-	-
2001	-	1	-	-	-	-	-	-
2003	-	-	-	1	-	-	-	-
2004	-	-	-	-	-	-	1	-
Totals	-	2	1	2	2	1	1	1

Men	Gold	Silver	Bronze	4th	5th	6th	7th	8th
1991	-	-	-	1	-	-	-	-
1995	-	-	-	-	-	1	-	-
1997	-	-	1	-	-	-	-	-
1999	-	-	-	-	1	-	-	-
2001	-	1	-	-	-	-	-	-
2003	-	-	-	1	-	-	-	-
2004	-	-	-	-	-	-	1	-
Totals	-	1	1	2	1	1	1	-

Women	Gold	Silver	Bronze	4th	5th	6th	7th	8th
1985	-	-	-	-	1	-	-	-
1997	-	-	-	-	-	-	-	1
1999	-	1	-	-	-	-	-	-
Totals	-	1	-	-	1	-	-	1

Medallists:

Men Jón Arnar Magnússon Hep: 97-3, 01-2
 Women Vala Flosadóttir PV: 99-2

ISR / Israel

Years Entered: 85 / 89 / 91 / 93 / 95 / 97 / 99 / 01 / 03 / 04 / 06 / 08 / 10 / 12 / 14

Placing Tables:

Men	Gold	Silver	Bronze	4th	5th	6th	7th	8th
1997	-	-	-	-	-	1	-	-
1999	-	-	-	-	-	-	1	-
2001	-	-	-	1=	-	-	-	-
2006	-	-	-	1=	-	-	-	-
Totals	-	-	-	2=	-	1	1	-

Best Placings:

Men Aleksandr Averbukh PV: 01-4=, 06-4=
 Women Irina Lenskiy 60mH: 01-5s1

ISV / Virgin Islands (US)

Years Entered: 87 / 91 / 93 / 95 / 97 / 03 / 04 / 06 / 08 / 12 / 14

Placing Tables:

Men	Gold	Silver	Bronze	4th	5th	6th	7th	8th
2012	-	-	-	1	-	-	-	-
Totals	-	-	-	1	-	-	-	-

Best Placings:

Men Tabarie Henry 400m: 12-4
 Women LaVerne Jones-Ferrette 60m: 06-3s1, 08-3s1

ITA / Italy

Years Entered: 85 / 87 / 89 / 91 / 93 / 95 / 97 / 99 / 01 / 03 / 04 / 06 / 08 / 10 / 12 / 14

Placing Tables:

Overall	Gold	Silver	Bronze	4th	5th	6th	7th	8th
1985	1	2	1	1	1	3	-	-
1987	-	1	2	1	-	-	1	2
1989	-	-	3	2	2	-	1	1

1991	-	1	3	-	-	-	2	-
1993	1	-	1	1	1	2	1	-
1995	1	1	-	1	-	-	1	-
1997	1	-	-	1	-	-	2	-
1999	-	-	-	1	-	1	-	-
2001	1	-	-	1	1	1	-	-
2003	-	-	-	-	2	-	-	2
2004	-	-	-	-	1	2	1	-
2006	-	-	1	-	1	-	1	-
2008	-	-	-	1	1	1	1	-
2010	-	-	-	-	1	-	-	-
2012	-	1=	-	1	1	1	-	-
2014	-	-	-	-	-	1	-	-
Totals	5	5+1=	11	11	12	12	11	5

Men	Gold	Silver	Bronze	4th	5th	6th	7th	8th
1985	-	1	1	-	1	3	-	-
1987	-	-	2	1	-	-	1	1
1989	-	-	2	2	1	-	1	1
1991	-	1	2	-	-	-	1	-
1993	1	-	-	-	1	1	1	-
1995	1	1	-	-	-	-	1	-
1997	-	-	-	1	-	-	1	-
1999	-	-	-	1	-	1	-	-
2001	1	-	-	-	1	1	-	-
2003	-	-	-	-	1	-	-	1
2004	-	-	-	-	-	1	1	-
2006	-	-	1	-	-	-	1	-
2008	-	-	-	1	-	-	-	-
2010	-	-	-	-	1	-	-	-
2012	-	-	-	1	1	1	-	-
2014	-	-	-	-	-	1	-	-
Totals	3	3	8	7	7	9	8	3

Women	Gold	Silver	Bronze	4th	5th	6th	7th	8th
1985	1	1	-	1	-	-	-	-
1987	-	1	-	-	-	-	-	1
1989	-	-	1	-	1	-	-	-
1991	-	-	1	-	-	-	1	-
1993	-	-	1	1	-	1	-	-
1995	-	-	-	1	-	-	-	-
1997	1	-	-	-	-	-	1	-
2001	-	-	-	1	-	-	-	-
2003	-	-	-	-	1	-	-	1
2004	-	-	-	-	1	1	-	-
2006	-	-	-	-	1	-	-	-
2008	-	-	-	-	1	1	1	-
2012	-	1=	-	-	-	-	-	-
Totals	2	2+1=	3	4	5	3	3	2

Medallists:

Men Alessandro Aimar 4x400mR: 91-3
Paolo Camossi TJ: 01-1
 Maurizio Damilano 500mW: 85-2
 Giovanni De Benedictis 5000mW: 91-2
Gennaro Di Napoli 3000m: 93-1, 95-1
 Giovanni Evangelisti LJ: 85-3, 87-3, 91-3
 Fabio Grossi 4x400mR: 95-2
 Andrew Howe LJ: 06-3
 Roberto Mazzoleni 4x400mR: 95-2
 Andrea Nuti 4x400mR: 91-3, 95-2
 Pierfrancesco Pavoni 60m: 87-3, 89-3
 Vito Petrella 4x400mR: 91-3
 Ashraf Saber 4x400mR: 95-2
 Marco Vaccari 4x400mR: 91-3
 Tonino Viali 800m: 89-3
 Antonietta Di Martino HJ: 12-2=
Fiona May LJ: 97-1
 Agnese Possamai 3000m: 85-2
Giuliana Salce 3000m: 85-1, 87-2
 Ileana Salvador 3000m: 89-3, 91-3, 93-3

IVB / British Virgin Islands

Years Entered: 08 / 10 / 12 / 14

Placing Tables:

Women	Gold	Silver	Bronze	4th	5th	6th	7th	8th
2008	-	-	1	-	-	-	-	-
2010	-	-	-	-	-	1	-	-
Totals	-	-	1	-	-	1	-	-

Best Placings:

Men	No competitors							
Women	Tahesia Harrigan		60m: 08-3					

JAM / Jamaica

Years Entered: 85 / 87 / 89 / 91 / 93 / 95 / 97 / 99 / 01 / 03 / 04 / 06 / 08 / 10 / 12 / 14

Placing Tables:

Overall	Gold	Silver	Bronze	4th	5th	6th	7th	8th
1987	-	1	1	1	-	-	-	-
1989	1	1	1	-	-	-	-	-
1991	2	1	-	-	1	1	-	1
1993	2	-	-	-	2	-	-	-
1995	2	1	-	1	1	2	1	-
1997	1	5	-	2	1	-	-	-
1999	-	-	-	1	5	2	1	-
2001	2	2	2	1	-	-	-	1
2003	1	1	1	1	-	1	-	-
2004	1	2	2	1	1	1	-	1
2006	-	1	-	2+1=	2	1	-	-
2008	-	1	-	1	1	1	-	-
2010	1	-	1=	-	-	2	2	-
2012	1	1	-	-	1	-	1	-
2014	1	2	2	-	2	-	1	1
Totals	15	19	9+1=	11+1=	17	11	6	4

Men	Gold	Silver	Bronze	4th	5th	6th	7th	8th
1991	1	-	-	-	1	1	-	-
1993	-	-	-	-	2	-	-	-
1995	1	-	-	-	-	-	-	-
1997	-	2	-	1	1	-	-	-
1999	-	-	-	1	2	1	-	-
2001	-	-	2	1	-	-	-	-
2003	1	-	-	-	-	-	-	-
2004	1	2	2	-	-	-	-	1
2006	-	-	-	1+1=	-	-	-	-
2008	-	1	-	-	1	1	-	-
2010	-	-	-	-	-	1	1	-
2012	-	1	-	-	-	-	-	-
2014	-	-	1	-	-	-	1	1
Totals	4	6	5	4+1=	7	4	2	2

Women	Gold	Silver	Bronze	4th	5th	6th	7th	8th
1987	-	1	1	1	-	-	-	-
1989	1	1	1	-	-	-	-	-
1991	1	1	-	-	-	-	-	1
1993	2	-	-	-	-	-	-	-
1995	1	1	-	1	1	2	1	-
1997	1	3	-	1	-	-	-	-
1999	-	-	-	-	3	1	1	-
2001	2	2	-	-	-	-	-	1
2003	-	1	1	1	-	1	-	-
2004	-	-	-	1	1	1	-	-
2006	-	1	-	1	2	1	-	-
2008	-	-	-	1	-	-	-	-
2010	1	-	1=	-	-	1	1	-

2012	1	-	-	-	1	-	1	-
2014	1	2	1	-	2	-	-	-
Totals	11	13	4+1=	7	10	7	4	2

Medallists:

Men	Sanjay Ayre	4x400mR: 04-1 (ran ht)
	DeWayne Barrett	4x400mR: 08-2
	James Beckford	LJ: 04-2
	Michael Blackwood	4x400mR: 01-3, 03-1, 08-2
	Jermaine Brown	4x400mR: 14-3 (ran ht)
	Nesta Carter	60m: 12-2
	Davian Clarke	400m: 04-2; 4x400mR: 01-3, 03-1, 04-1
	Lueroy Colquhoun	4x400mR: 03-1, 04-1
	Adrian Findlay	4x400mR: 08-2
	Allodin Fothergill	4x400mR: 14-3
	Akheem Gauntlett	4x400mR: 14-3
	Michael Green	60m: 97-2
	Greg Haughton	4x400mR: 97-2, 01-3 (ran ht), 04-1
	Dane Hyatt	4x400mR: 14-3 (ran ht)
	Richard James	4x400mR: 04-1 (ran ht)
	Linval Laird	4x400mR: 97-2
	Germaine Mason	HJ: 04-3
	Michael McDonald	4x400mR: 97-2, 01-3, 04-1
	Danny McFarlane	400m: 01-3; 4x400mR: 01-3, 03-1
	Dinsdale Morgan	4x400mR: 97-2
	Devon Morris	400m: 91-1
	Errol Nolan	4x400mR: 14-3
	Garth Robinson	4x400mR: 97-2 (ran ht)
	Aldwyn Sappleton	4x400mR: 08-2 (ran ht)
	Edino Steele	4x400mR: 08-2, 14-3
	Clive Terrelonge	800m: 95-1
	Kemel Thompson	4x400mR: 03-1 (ran ht)
	Maurice Wignall	60mH: 04-3
Women	Sheri-Ann Brooks	60m: 10-3=
	Juliet Campbell	200m: 01-1, 03-3; 4x400mR: 01-2
	Veronica Campbell-Brown	60m: 10-1, 12-1
	Verone Chambers	4x400mR: 14-2 (ran ht)
	Juliet Cuthbert	200m: 97-2
	Shelly-Ann Fraser-Pryce	60m: 14-1
	Michelle Freeman	60mH: 97-1, 01-2
	Natoya Goule	4x400mR: 14-2 (ran ht)
	Beverley Grant	4x400mR: 93-1
	Patricia Hall-Pritchett	4x400mR: 14-2
	Deon Hemmings	4x400mR: 93-1
	Charmaine Howell	4x400mR: 01-2
	Grace Jackson	200m: 87-3, 89-2
	Anneisha McLaughlin	4x400mR: 14-2
	Stephanie Ann McPherson	4x400mR: 14-2
	Sheryl Morgan	4x400mR: 03-2
	Merlene Ottey	60m: 89-3, 91-2, 95-1; 200m: 87-2, 89-1, 91-1
	Cathy Rattray-Williams	4x400mR: 93-1
	Sandie Richards	400m: 93-1, 95-2, 97-2, 01-1; 4x400mR: 93-1, 01-2, 03-2
	Gillian Russell	60mH: 97-2
	Catherine Scott	4x400mR: 01-2, 03-2
	Kenia Sinclair	800m: 06-2
	Ronetta Smith	4x400mR: 03-2
	Kaliese Spencer	400m: 14-2; 4x400mR: 14-2
	Kimberly Williams	TJ: 14-3

JOR / Jordan

Years Entered: 85 / 04 / 06 / 08

Placing Tables:

Women	Gold	Silver	Bronze	4th	5th	6th	7th	8th
1985	-	-	-	-	-	-	1	-
Totals	-	-	-	-	-	-	1	-

Best Placings:

Men	Khalil Al-Hanahneh	60m: 08-6h1
Women	Khadeeja Al-Matari	1500m: 85-7

JPN / Japan

Years Entered: 85 / 87 / 89 / 91 / 93 / 95 / 97 / 99 / 01 / 03 / 04 / 06 / 08 / 10 / 12 / 14

Placing Tables:

Overall	Gold	Silver	Bronze	4th	5th	6th	7th	8th
1985	-	-	-	-	-	-	-	1
1993	-	-	1	-	-	-	-	-
1995	-	-	1	-	-	-	-	-
1997	-	-	1	-	-	1	-	-
1999	-	-	-	-	2	1	1	3
Totals	-	-	3	-	2	2	1	4

Men	Gold	Silver	Bronze	4th	5th	6th	7th	8th
1985	-	-	-	-	-	-	-	1
1993	-	-	1	-	-	-	-	-
1995	-	-	1	-	-	-	-	-
1997	-	-	1	-	-	1	-	-
1999	-	-	-	-	2	-	1	1
Totals	-	-	3	-	2	1	1	2

Women	Gold	Silver	Bronze	4th	5th	6th	7th	8th
1999	-	-	-	-	-	1	-	2
Totals	-	-	-	-	-	1	-	2

Medallists:

Men	Hiroyuki Hayashi	4x400mR: 93-3, 95-3
	Seiji Inagaki	4x400mR: 93-3, 95-3
	Masayoshi Kan	4x400mR: 93-3, 95-3
	Shunji Karube	400m: 97-3
	Tomonari Ono	4x400mR: 95-3
	Yoshihiko Saito	4x400mR: 93-3
Women	No medals; best placing:	
	Sachiko Kiso	4x400mR: 99-6
	Mariko Miura	4x400mR: 99-6
	Sakie Nobuoka	4x400mR: 99-6
	Miho Sugimori	4x400mR: 99-6

KAZ / Kazakhstan

Years Entered: 93 / 95 / 97 / 99 / 01 / 03 / 04 / 06 / 08 / 10 / 12 / 14

Placing Tables:

Overall	Gold	Silver	Bronze	4th	5th	6th	7th	8th
1993	-	1	-	-	-	-	-	-
1995	-	2	-	-	-	-	-	1
1997	1	-	-	-	-	-	-	-
1999	1	-	-	1=	-	-	-	-
2001	-	-	-	1	-	-	-	-
2004	-	-	-	1	-	-	-	-
2006	-	-	-	-	-	-	-	1
2008	-	-	1	1	1	-	-	-
2010	1	-	-	-	-	-	1=	-
2012	-	1	-	-	-	-	-	-
Totals	3	4	1	3+1=	1	-	1+1=	1

Men	Gold	Silver	Bronze	4th	5th	6th	7th	8th
1993	-	1	-	-	-	-	-	-
1995	-	1	-	-	-	-	-	1
1997	1	-	-	-	-	-	-	-
1999	-	-	-	1=	-	-	-	-
2004	-	-	-	1	-	-	-	-
2008	-	-	1	-	-	-	-	-
Totals	1	2	1	1+1=	-	-	-	1

Women	Gold	Silver	Bronze	4th	5th	6th	7th	8th
1995	-	1	-	-	-	-	-	-
1999	1	-	-	-	-	-	-	-
2001	-	-	-	1	-	-	-	-
2006	-	-	-	-	-	-	1	-
2008	-	-	-	1	1	-	-	-
2010	1	-	-	-	-	-	1=	-
2012	-	1	-	-	-	-	-	-
Totals	2	2	-	2	1	-	1+1=	-

Medallists:

Men	Dmitriy Karpov	Hep: 08-3
	Igor Potapovich	PV: 95-2, 97-1
	Grigoriy Yegorov	PV: 93-2
Women	Olga Rypakova	TJ: 10-1, 12-2
	Olga Shishigina	60mH: 95-2, 99-1

(See also URS / USSR)

KEN / Kenya

Years Entered: 85 / 87 / 89 / 91 / 93 / 95 / 97 / 99 / 01 / 03 / 04 / 06 / 08 / 10 / 12 / 14

Placing Tables:

Overall	Gold	Silver	Bronze	4th	5th	6th	7th	8th
1985	-	-	1	-	-	-	-	-
1987	-	-	-	-	-	1	-	-
1989	1	-	-	-	-	-	-	-
1991	1	1	-	-	-	-	-	-
1995	-	1	-	-	-	1	-	-
1997	-	1	1	-	1	-	-	-
1999	-	2	-	1	-	-	-	-
2001	-	-	1	2	-	1	-	-
2003	-	1	2	1	-	-	1	-
2004	2	-	1	-	1	1	-	-
2006	1	1	2	-	1	-	-	-
2008	-	2	-	2	-	-	1	-
2010	-	2	2	1	1	-	-	-
2012	2	1	1	1	-	1	-	-
2014	1	1	-	1	-	-	-	1
Totals	8	13	11	9	4	5	2	1

Men	Gold	Silver	Bronze	4th	5th	6th	7th	8th
1985	-	-	1	-	-	-	-	-
1987	-	-	-	-	-	1	-	-
1989	1	-	-	-	-	-	-	-
1991	1	1	-	-	-	-	-	-
1995	-	1	-	-	-	1	-	-
1997	-	1	1	-	1	-	-	-
1999	-	2	-	1	-	-	-	-
2001	-	-	1	2	-	1	-	-
2003	-	1	2	1	-	-	1	-
2004	2	-	1	-	1	1	-	-
2006	1	1	2	-	1	-	-	-
2008	-	2	-	1	-	-	1	-
2010	-	1	2	-	-	-	-	-
2012	-	1	1	-	-	-	1	-
2014	1	-	-	-	-	-	-	1
Totals	6	11	11	5	3	5	2	1

Women	Gold	Silver	Bronze	4th	5th	6th	7th	8th
2008	-	-	-	1	-	-	-	-
2010	-	1	-	1	1	-	-	-
2012	2	-	-	1	-	-	-	-
2014	-	1	-	1	-	-	-	-
Totals	2	2	-	4	1	-	-	-

Medallists:

Men	Elkanah Angwenyi	1500m: 06-3
	Paul Bitok	3000m: 97-2, 99-2
	Wilfred Bungei	800m: 03-3, 06-1
	Joseph Chesire	1500m: 85-3
	Augustine Choge	3000m: 82-2
	Paul Ereng	800m: 89-1, 91-1
	Haron Keitany	1500m: 10-3
	Eliud Kipchoge	3000m: 06-3
	Luke Kipkosgei	3000m: 03-3
	Samson Kitur	400m: 91-2
	Benson Koech	800m: 95-2
	Paul Kipsiele Koech	3000m: 08-2
	Daniel Kipchirchir Komen	1500m: 06-2, 08-2
	Paul Korir	1500m: 04-1
	Bernard Lagat	1500m: 03-2; 3000m: 04-1
	Boaz Lalang	800m: 10-2
	Sammy Mutahi	3000m: 10-3
	Caleb Ndiku	3000m: 14-1
	Noah Ngeny	1500m: 01-3
	Laban Rotich	1500m: 99-2, 04-3
	Edwin Soi	3000m: 12-3
	William Tanui	1500m: 97-3
Women	Vivian Cheruiyot	3000m: 10-2
	Pamela Jelimo	800m: 12-1
	Hellen Obiri	3000m: 12-1, 14-2

KGZ / Kyrgyzstan

Years Entered: 93 / 95 / 97 / 99 / 01 / 03 / 04 / 06 / 08 / 10 / 12 / 14

Best Placings:

Men	Boris Kaveshnikov	800m: 97-3h3
Women	Tatyana Yefimenko	HJ: 03-12Q

(See also URS / USSR)

KIR / Kiribati

Years Entered: 08 / 10 / 12

Best Placings:

Men	George Pine	60m: 10-6h7
	Nooa Takooa	60m: 12-6h3
Women	Elita Tio	60m: 12-7h7

KOR / South Korea

Years Entered: 85 / 89 / 91 / 93 / 95 / 97 / 01 / 04 / 06 / 10 / 12

Placing Tables:

Men	Gold	Silver	Bronze	4th	5th	6th	7th	8th
1995	-	-	-	-	1	-	-	-
Totals	-	-	-	-	1	-	-	-

Best Placings:

Men	Son Ju-Il	400m: 95-5
Women	Lee Myeong-Seon	SP: 01-11

KSA / Saudi Arabia

Years Entered: 97 / 01 / 03 / 04 / 06 / 08 / 10

Placing Tables:

Men	Gold	Silver	Bronze	4th	5th	6th	7th	8th
2006	-	-	-	-	-	-	-	1
2008	-	-	1	-	-	-	-	-
Totals	-	-	1	-	-	-	-	1

Best Placings:

Men	Mohamed Salman Al-Khuwaidi	LJ: 08-3
Women	No competitors	

KUW / Kuwait

Years Entered: 85 / 87 / 93 / 97 / 01 / 03 / 04 / 08 / 10 / 12 / 14

Best Placings:

Men	Mohamed Al-Azimi	800m: 03-3h3
	Bader Al-Fulaj	4x400mR: 01-3h1
	Mishal Al-Harbi	4x400mR: 01-3h1
	Khaled Al-Johar	4x400mR: 01-3h1
	Fawzi Al-Shammari	4x400mR: 01-3h1
Women	No competitors	

LAO / Laos

Years Entered: 99 / 01 / 06 / 08

Best Placings:

Men	Kilakone Siphonexay	60m: 08-5h7
Women	No competitors	

LAT / Latvia

Years Entered: 93 / 95 / 97 / 99 / 01 / 03 / 04 / 06 / 08 / 10 / 12 / 14

Placing Tables:

Overall	Gold	Silver	Bronze	4th	5th	6th	7th	8th
1993	-	1	-	-	1	-	-	-
1997	-	-	-	-	-	1	-	-
2001	-	-	-	-	-	-	1	2
2003	-	-	-	-	-	1	-	-
2004	-	-	-	1	1	-	-	-
2006	-	-	2+1=	-	-	-	-	-
2008	-	-	1=	1	-	1	-	-
2010	-	-	-	-	-	-	-	1
Totals	-	1	1=	4+1=	2	3	1	3

Men	Gold	Silver	Bronze	4th	5th	6th	7th	8th
1993	-	1	-	-	1	-	-	-
1997	-	-	-	-	-	1	-	-
2001	-	-	-	-	-	-	-	1
2003	-	-	-	-	-	1	-	-
2004	-	-	-	1	-	-	-	-
2006	-	-	-	1+1=	-	-	-	-
2008	-	-	1=	1	-	-	-	-
Totals	-	1	1=	3+1=	1	2	-	1

Women	Gold	Silver	Bronze	4th	5th	6th	7th	8th
1995	-	-	-	-	-	-	-	1
Totals	-	-	-	-	-	-	-	1

Best Placings:

Men	Toussaint Rabenala	TJ: 93-7
Women	Lalao Ravaonirina	60m: 95-8

MAR / Morocco

Years Entered: 85 / 87 / 89 / 91 / 93 / 95 / 97 / 99 / 01 / 03 / 04 / 06 / 08 / 10 / 12 / 14

Placing Tables:

Overall	Gold	Silver	Bronze	4th	5th	6th	7th	8th
1985	-	-	-	-	1	1	-	-
1987	-	-	1	-	-	-	-	-
1989	1	-	-	-	-	-	-	-
1991	-	1	-	-	-	-	-	1
1995	1	-	1	-	1	-	1	-
1997	1	1	1	-	-	-	-	1
1999	-	1	-	-	1	-	1	-
2001	2	-	-	-	1	-	-	-
2003	-	-	1	1	1	-	-	1
2004	-	-	-	1	-	-	1	1
2006	-	-	1	-	-	1	1	1
2008	-	-	1	-	1	-	1	1
2010	-	1	-	-	1	-	1	-
2012	1	1	-	-	-	-	-	1
2014	-	-	1	1	-	-	-	-
Totals	6	5	7	3	7	2	6	7

Men	Gold	Silver	Bronze	4th	5th	6th	7th	8th
1987	-	-	1	-	-	-	-	-
1989	1	-	-	-	-	-	-	-
1991	-	1	-	-	-	-	-	1
1995	1	-	1	-	1	-	-	-
1997	1	1	1	-	-	-	-	1
1999	-	-	-	-	-	-	1	-
2001	1	-	-	-	1	-	-	-
2003	-	-	1	-	-	-	-	-
2004	-	-	-	1	-	-	1	1
2006	-	-	-	-	-	-	1	1
2008	-	-	-	-	-	-	1	1
2010	-	1	-	-	1	-	1	-
2012	1	-	-	-	-	-	-	1
2014	-	-	1	-	-	-	-	-
Totals	5	3	5	1	3	-	5	6

Women	Gold	Silver	Bronze	4th	5th	6th	7th	8th
1985	-	-	-	-	1	1	-	-
1995	-	-	-	-	-	-	1	-
1999	-	1	-	-	1	-	-	-
2001	1	-	-	-	-	-	-	-
2003	-	-	-	1	1	-	-	1
2006	-	-	1	-	-	1	-	-
2008	-	-	1	-	1	-	-	-
2012	-	1	-	-	-	-	-	-
2014	-	-	-	1	-	-	-	-
Totals	1	2	2	2	4	2	1	1

Medallists:

Men	Said Aouita	3000m: 89-1
	Hammou Boutayeb	3000m: 91-2
	Hicham El Guerrouj	1500m: 95-1, 97-1; 3000m: 01-1
	Abdel Kader Hachlaf	1500m: 03-3
	Mahjoub Haïda	800m: 97-2

	Abdalaati Igider	1500m: 10-2, 12-1, 14-3
	Brahim Jabbour	3000m: 95-3
	Faouzi Lahbi	800m: 87-3
	Smail Sghir	3000m: 97-3
Women	Mariem Alaoui Selsouli	1500m: 12-2; 3000m: 08-3
	Hasna Benhassi	800m: 06-3; 1500m: 01-1
	Zahra Ouaziz	3000m: 99-2

MAS / Malaysia

Years Entered: 87 / 91 / 93 / 95 / 97 / 99 / 01 / 03 / 04 / 08 / 10

Best Placings:

Men	Watson Nyambek	60m: 99-7s2
Women	Shanti Govindasamy	200m: 93-4h2
	Josephine Singarayar	400m: 87-4h2

MAW / Malawi

Years Entered: 95 / 99 / 03 / 04 / 12

Best Placings:

Men	Kondawi Chiwina	800m: 04-6h1
	Moses Kondowe	400m: 99-6h3
Women	Ambwene Simukonda	400m: 12-3h6

MDA / Moldova

Years Entered: 93 / 95 / 97 / 01 / 03 / 04 / 06 / 08 / 10 / 12 / 14

Placing Tables:

Women	Gold	Silver	Bronze	4th	5th	6th	7th	8th
2001	-	-	-	1	-	-	-	-
Totals	-	-	-	1	-	-	-	-

Best Placings:

Men	Vladimir Letnicov	TJ: 03-9
Women	Olga Bolshova	TJ: 01-4

MDV / Maldives

Years Entered: 99 / 01 / 03 / 04 / 06 / 08 / 10 / 12

Best Placings:

Men	Azneem Ahmed	60m: 12-4h6
Women	Shamila Abdula Majid	200m: 01-3h2

MEX / Mexico

Years Entered: 85 / 87 / 89 / 93 / 95 / 97 / 99 / 01 / 03 / 04 / 06 / 08 / 12 / 14

Placing Tables:

Overall	Gold	Silver	Bronze	4th	5th	6th	7th	8th
1987	-	-	1	-	-	-	-	-
1999	-	-	1	1	-	-	-	-
2006	-	-	-	1=	-	-	-	-
2014	-	-	-	-	-	-	1	-
Totals	-	-	2	1+1=	-	-	1	-

Men	Gold	Silver	Bronze	4th	5th	6th	7th	8th
1987	-	-	1	-	-	-	-	-
1999	-	-	1	-	-	-	-	-
2006	-	-	-	1=	-	-	-	-
2014	-	-	-	-	-	-	1	-
Totals	-	-	2	1=	-	-	1	-

Women	Gold	Silver	Bronze	4th	5th	6th	7th	8th
1999	-	-	-	1	-	-	-	-
Totals	-	-	-	1	-	-	-	-

Medallists:

Men	Ernesto Canto	5000mW: 87-3
	Alejandro Cárdenas	400m: 99-3
men	No medals; best placing:	
	Ana Guevara	400m: 99-4

MGL / Mongolia

Years Entered: 95 / 97 / 12

Best Placings:

Men	Battulga Aчитbileg	60m: 12-3h6
Women	Otgontuya Myadagmaa	800m: 95-6h1

MHL / Marshall Islands

Years Entered: 03 / 12 / 14

Best Placings:

Men	Roman Cress	60m: 12-5h6
Women	No competitors	

MKD / Former Yugoslav Republic of Macedonia

Years Entered: 06 / 08 / 12 / 14

Best Placings:

Men	Kristijan Efremov	400m: 12-5h4
Women	Aleksandra Vojneska	60m: 06-5h2

MLI / Mali

Years Entered: 93 / 97 / 01 / 03 / 04 / 08 / 10 / 12

Best Placings:

Men	Moussa Camara	800m: 12-4h3
	Mamoudou Hanne	400m: 08-4h5
Women	Kadiatou Camara	60m: 04-8s3

MLT / Malta

Years Entered: 95 / 97 / 01 / 03 / 04 / 06 / 08 / 10 / 12 / 14

Best Placings:

Men	Mario Bonello	60m: 97-5h8
	Robert Chircop	60m: 95-5h7
	Rashid Chouhal	60m: 01-5h6
	Darren Gilford	60m: 08-5h6
Women	Céline Pace	200m: 03-3h5

MNT / Montserrat

Years Entered: 93 / 99

Best Placings:

Men	Kwame Galloway	200m: 99-5h7
	Stephen Lewis	60m: 93-5h1
Women	No competitors	

MON / Monaco

Years Entered: 04 / 06 / 08 / 10 / 12 / 14

Best Placings:

Men	Brice Etès	800m: 10-4h1
Women	No competitors	

MOZ / Mozambique

Years Entered: 93 / 95 / 97 / 99 / 01 / 03 / 04 / 06 / 08

Placing Tables:

Women	Gold	Silver	Bronze	4th	5th	6th	7th	8th
1993	1	-	-	-	-	-	-	-
1995	1	-	-	-	-	-	-	-
1997	1	-	-	-	-	-	-	-
1999	-	1	-	-	-	-	-	-
2001	1	-	-	-	-	-	-	-
2003	1	-	-	-	-	-	-	-
2004	1	-	-	-	-	-	-	-
2006	1	-	-	-	-	-	-	-
2008	-	-	1	-	-	-	-	-
Totals	7	1	1	-	-	-	-	-

Best Placings:

Men	No medals; best placing:	
	Amilcar Leal	800m: 01-6h2
Women	Maria Mutola	800m: 93-1, 95-1, 97-1, 99-2, 01-1, 03-1, 04-1, 06-1, 08-3

MRI / Mauritius

Years Entered: 87 / 91 / 95 / 97 / 99 / 01 / 03 / 04 / 08 / 12 / 14

Best Placings:

Men	Jonathan Chimier	LJ: 04-16Q
Women	Mary Jane Vincent	60m: 12-7h5

MTN / Mauritania

Years Entered: 95 / 97 / 04 / 12

Best Placings:

Men	Mohamed Ould Brahim	200m: 95-5h6
	Mandiaye Seck	400m: 97-5h3
Women	No competitors	

MYA / Myanmar

Years Entered: 08 / 10

Best Placings:

Men	Maung Chet	1500m: 08-9h2
Women	Kay Khine Lwin	400m: 10-6h3

NAM / Namibia

Years Entered: 93 / 99 / 03 / 04 / 08 / 10 / 12

Placing Tables:

Men	Gold	Silver	Bronze	4th	5th	6th	7th	8th
1993	-	1	-	-	-	-	-	-
1999	1	-	-	-	-	-	-	-
Totals	1	1	-	-	-	-	-	-

Best Placings:

Men	Frankie Fredericks	60m: 93-2; 200m: 99-1
Women	Agnes Samaria	800m: 03-4s2

NCA / Nicaragua

Years Entered: 95 / 04 / 06 / 10 / 12 / 14

Best Placings:

Men	Edgard Cortés	800m: 10-5h2
Women	María Auxiliadora Lacayo	60m: 06-7h5
	María Inaly Morazán	60m: 12-7h1

NED / Netherlands

Years Entered: 85 / 87 / 89 / 91 / 93 / 95 / 97 / 99 / 01 / 03 / 04 / 06 / 08 / 10 / 12 / 14

Placing Tables:

Overall	Gold	Silver	Bronze	4th	5th	6th	7th	8th
1985	1	-	-	-	1	-	-	-
1987	1	-	1	-	1	2	1	3
1989	2	-	-	-	1	1	-	1
1991	-	-	-	-	2	-	-	-
1993	-	-	-	1	-	1	1	-
1995	-	-	-	-	2	1	-	1
1997	-	-	-	-	1	-	-	-
2001	-	-	1	-	-	-	-	-
2003	-	-	1	-	1	2	-	-
2004	-	-	-	1	-	1	-	-
2006	-	1	-	-	-	-	-	-
2008	-	-	-	1	-	-	-	-
2012	-	-	-	-	-	-	1	-
2014	1	-	-	1	2	-	-	-
Totals	5	1	3	4	11	8	3	5

Men	Gold	Silver	Bronze	4th	5th	6th	7th	8th
1985	-	-	-	-	1	-	-	-
1987	-	-	1	-	-	1	-	2
1989	-	-	-	-	1	-	-	1
1991	-	-	-	-	1	-	-	-
1993	-	-	-	1	-	-	-	-
1997	-	-	-	-	1	-	-	-
2001	-	-	1	-	-	-	-	-
2003	-	-	1	-	1	2	-	-
2004	-	-	-	-	-	1	-	-
2008	-	-	-	1	-	-	-	-
2012	-	-	-	-	-	-	1	-
2014	-	-	-	1	1	-	-	-
Totals	-	-	3	3	6	4	1	3

Women	Gold	Silver	Bronze	4th	5th	6th	7th	8th
1985	1	-	-	-	-	-	-	-
1987	1	-	-	-	1	1	1	1
1989	2	-	-	-	-	1	-	-
1991	-	-	-	-	1	-	-	-
1993	-	-	-	-	-	1	1	-
1995	-	-	-	-	2	1	-	1
2004	-	-	-	1	-	-	-	-
2006	-	1	-	-	-	-	-	-
2014	1	-	-	-	1	-	-	-
Totals	5	1	-	1	5	4	2	2

Medallists:

Men	Rens Blom	PV: 03-3
	Han Kulker	1500m: 87-3
	Patrick van Balkom	200m: 01-3
Women	Nadine Broersen	Pen: 14-1
	Nelli Cooman	60m: 87-1, 89-1
	Karin Ruckstuhl	Pen: 06-2
	Elly van Hulst	1500m: 85-1; 3000m: 89-1

NEP / Nepal

Years Entered: 01 / 04 / 10

Best Placings:

Men	Ram Krishna Chaudhari	60m: 01-5h8
Women	No competitors	

NFI / Norfolk Island

Years Entered: 01 / 08 / 12

Best Placings:

Men	Dylan Menzies	60m: 01-7h5, 08-7h5
	Dayne O'Hara	60m: 12-7h3
Women	No competitors	

NGR / Nigeria

Years Entered: 87 / 91 / 93 / 95 / 97 / 99 / 01 / 03 / 04 / 06 / 08 / 10 / 12 / 14

Placing Tables:

Overall	Gold	Silver	Bronze	4th	5th	6th	7th	8th
1987	-	1	-	-	1	1	-	-
1991	-	-	1	-	-	-	-	-
1993	-	1	-	-	-	-	-	-
1995	-	1	-	-	-	-	-	-
1997	1	1	2	1	2	-	-	-
1999	-	2	-	1	2	-	1	-
2001	-	-	-	-	2	-	-	1
2003	-	-	-	-	-	-	-	1
2006	-	-	-	-	1	-	-	-
2008	1	-	-	-	-	2	1	-
2012	-	-	-	-	-	1	-	1
2014	-	-	-	-	1	-	1	-
Totals	2	6	3	2	9	4	3	3

Men	Gold	Silver	Bronze	4th	5th	6th	7th	8th
1987	-	1	-	-	-	1	-	-
1991	-	-	1	-	-	-	-	-
1993	-	1	-	-	-	-	-	-
1995	-	1	-	-	-	-	-	-
1997	1	-	2	-	-	-	-	-

1999	-	-	-	1	1	-	-	-
2001	-	-	-	-	1	-	-	-
2003	-	-	-	-	-	-	-	1
2006	-	-	-	-	1	-	-	-
2008	1	-	-	-	-	1	-	-
Totals	2	3	3	1	3	2	-	1

Women	Gold	Silver	Bronze	4th	5th	6th	7th	8th
1987	-	-	-	-	1	-	-	-
1997	-	1	-	1	2	-	-	-
1999	-	2	-	-	1	-	1	-
2001	-	-	-	-	1	-	-	1
2008	-	-	-	-	-	1	1	-
2012	-	-	-	-	-	1	-	1
2014	-	-	-	-	1	-	1	-
Totals	-	3	-	1	6	2	3	2

Medallists:

Men	Sunday Bada	400m: 93-2, 95-2, 97-1
	Paul Emordi	LJ: 87-2
	Davidson Ezinwa	60m: 97-3
	Olusoji Fasuba	60m: 08-1
	Chidi Imoh	60m: 91-3
	Francis Obikwelu	200m: 97-3
Women	Chioma Ajunwa	LJ: 97-2
	Glory Alozie	60mH: 99-2
	Faiilat Ogunkoya	400m: 99-2

NIG / Niger

Years Entered: 95 / 01 / 10

Best Placings:

Men	Mamane Yacouba	60m: 10-6h5
Women	No competitors	

NMI / Northern Mariana Islands

Years Entered: 03 / 06 / 10 / 12 / 14

Best Placings:

Men	Tyrone Omar	60m: 06-7h4
Women	Rachel Abrams	60m: 14-7h2
	Yvette Bennett	60m: 10-7h1

NOR / Norway

Years Entered: 85 / 87 / 89 / 91 / 93 / 95 / 97 / 06 / 08 / 10 / 12 / 14

Placing Tables:

Overall	Gold	Silver	Bronze	4th	5th	6th	7th	8th
1985	-	-	-	-	-	-	-	2
1987	-	-	-	-	1	-	-	-
1989	-	-	1	-	-	-	-	-
1991	-	-	-	-	1	-	-	-
1995	1	-	-	2	-	-	-	-
1997	-	-	1	-	-	-	2	1=
Totals	1	-	2	2	2	-	2	2+1=

Men	Gold	Silver	Bronze	4th	5th	6th	7th	8th
1985	-	-	-	-	-	-	-	1
1987	-	-	-	-	1	-	-	-
1989	-	-	1	-	-	-	-	-
1991	-	-	-	-	1	-	-	-

1995	1	-	-	2	-	-	-	-
1997	-	-	-	-	-	-	2	1=
Totals	1	-	1	2	2	-	2	1+1=

Women	Gold	Silver	Bronze	4th	5th	6th	7th	8th
1985	-	-	-	-	-	-	-	1
1997	-	-	1	-	-	-	-	-
Totals	-	-	1	-	-	-	-	1

Medallists:

Men	Georg Andersen	SP: 89-3
	Geir Moen	200m: 95-1
Women	Hanne Haugland	HJ: 97-3

NRU / Nauru

Years Entered: 03 / 06 / 08 / 10 / 12 / 14

Best Placings:

Men	Jay Jay Capelle	60m: 03-8h7
	Quaski Itaia	60m: 10-8h3
	Joshua Jeremiah	60m: 12-8h4
	Rikko Thoma	60m: 06-8h4
Women	Mystique Jones	60m: 08-6h4

NZL / New Zealand

Years Entered: 85 / 87 / 91 / 93 / 95 / 97 / 99 / 01 / 03 / 04 / 08 / 10 / 12 / 14

Placing Tables:

Overall	Gold	Silver	Bronze	4th	5th	6th	7th	8th
1985	-	-	1	1	1	1	-	-
1995	-	-	-	-	-	1	-	-
1997	-	-	-	-	1	-	-	-
2008	1	-	-	-	-	1	-	-
2010	-	1	-	-	-	-	-	-
2012	1	-	-	-	-	-	-	-
2014	1	-	1	-	-	-	-	-
Totals	3	1	2	1	2	3	-	-

Men	Gold	Silver	Bronze	4th	5th	6th	7th	8th
1995	-	-	-	-	-	1	-	-
2014	-	-	1	-	-	-	-	-
Totals	-	-	1	-	-	1	-	-

Women	Gold	Silver	Bronze	4th	5th	6th	7th	8th
1985	-	-	1	1	1	1	-	-
1997	-	-	-	-	1	-	-	-
2008	1	-	-	-	-	1	-	-
2010	-	1	-	-	-	-	-	-
2012	1	-	-	-	-	-	-	-
2014	1	-	-	-	-	-	-	-
Totals	3	1	1	1	2	2	-	-

Medallists:

Men	Tomas Walsh	SP: 14-3
Women	Valerie Vili/Adams	SP: 08-1, 10-2, 12-1, 14-1
	Kim Robertson	200m: 85-3

OMA / Oman

Years Entered: 95 / 99 / 01 / 04 / 10 / 12 / 14

Best Placings:

Men	Barakat Al-Harhi	60m: 10-5s1
Women	No competitors	

PAK / Pakistan

Years Entered: 91 / 95 / 97 / 01 / 03 / 04 / 06 / 12 / 14

Best Placings:

Men	Muhammad Amin	400m: 95-5h5
	Imran Khan	60m: 12-5h8
	Nadir Khan	800m: 91-5h3
Women	Rabia Ashiq	800m: 12-6h2
	Erum Khanum	400m: 97-6h2

PAN / Panama

Years Entered: 87 / 95 / 01 / 03 / 06 / 10 / 12 / 14

Placing Tables:

Men	Gold	Silver	Bronze	4th	5th	6th	7th	8th
2006	-	1	-	-	-	-	-	-
Totals	-	1	-	-	-	-	-	-

Best Placings:

Men	Irving Saladino	LJ: 06-2
Women	No medals; best placing:	
	Yvette Lewis	60mH: 14-6s1

PAR / Paraguay

Years Entered: 87 / 91 / 93 / 95 / 97 / 01 / 03 / 04 / 06 / 08 / 10 / 12 / 14

Best Placings:

Men	Adrian Ferreira	60m: 08-4h7
Women	Lilian López	1500m: 95-9

PER / Peru

Years Entered: 85 / 87 / 91 / 95 / 97 / 03 / 04 / 06 / 12 / 14

Best Placings:

Men	Luis Tristán	LJ: 06-15Q
Women	Ena Guevara	3000m: 87-10

PHI / Philippines

Years Entered: 85 / 87 / 89 / 93 / 95 / 97 / 99 / 01 / 03 / 04 / 10 / 12

Best Placings:

Men	Romeo Gido	400m: 89-4h2
	Isidro del Prado	400m: 85-4h5
Women	Elma Muros	60m: 85-4h3, 97-4h1

PLE / Palestine

Years Entered: 85 / 01 / 03 / 04 / 06 / 10 / 12 / 14

Best Placings:

Men	Abdel Salam Al-Dabaji	800m: 04-4h5
Women	Woroud Sawalha	800m: 12-5h1

PLW / Palau

Years Entered: 04 / 06 / 08 / 10 / 12

Best Placings:

Men	Russel Roman	200m: 04-4h6
Women	Colleen Gibbons	60m: 12-8h5

PNG / Papua New Guinea

Years Entered: 95 / 97 / 99 / 01 / 03 / 04 / 10 / 12 / 14

Best Placings:

Men	Wala Gime	400m: 12-4h1
	Peter Pulu	60m: 01-4h1
Women	Sharon Kwarula	400m: 12-5h1

POL / Poland

Years Entered: 85 / 87 / 89 / 91 / 93 / 95 / 97 / 99 / 01 / 03 / 04 / 06 / 08 / 10 / 12 / 14

Placing Tables:

Overall	Gold	Silver	Bronze	4th	5th	6th	7th	8th
1985	-	-	1=	1+1=	1	-	2	1
1987	-	-	-	-	1	1	-	-
1989	-	-	-	1	-	2	1	1
1991	-	1	-	-	-	1=	-	-
1993	-	2	-	1	-	-	-	-
1997	-	-	2	2	-	1=	-	-
1999	1	2	2	-	1	-	-	-
2001	1	-	-	-	-	2	-	2
2003	-	-	2	-	-	1=	-	-
2004	-	-	-	3	1+1=	1	1	1
2006	-	2	1	2	-	2	-	1
2008	-	-	1+1=	1	-	3	1	-
2010	-	-	2	2	-	1	-	-
2012	-	-	1	1+1=	1	2	-	1
2014	1=	2	-	5	1+1=	3	1	1
Totals2+1=	9	11+2=	19+2=	6+2=	17+3=	6	8	8

Men	Gold	Silver	Bronze	4th	5th	6th	7th	8th
1985	-	-	-	1+1=	1	-	2	-
1987	-	-	-	-	1	-	-	-
1989	-	-	-	1	-	1	1	-
1991	-	1	-	-	-	-	-	-
1993	-	1	-	-	-	-	-	-
1997	-	-	-	1	-	1=	-	-
1999	1	1	-	-	1	-	-	-
2001	1	-	-	-	-	1	-	-
2003	-	-	1	-	-	-	-	-
2004	-	-	-	1	1	-	-	-
2006	-	1	-	-	-	1	-	1
2008	-	-	1	1	-	-	1	-
2010	-	-	1	1	-	-	-	-
2012	-	-	1	1	-	1	-	1
2014	-	1	-	2	1	2	-	-
Totals	2	5	4	9+1=	5	7+1=	4	2

Women	Gold	Silver	Bronze	4th	5th	6th	7th	8th
1985	-	-	1=	-	-	-	-	1
1987	-	-	-	-	-	1	-	-
1989	-	-	-	-	-	1	-	1
1991	-	-	-	-	-	1=	-	-
1993	-	1	-	1	-	-	-	-
1997	-	-	2	1	-	-	-	-
1999	-	1	2	-	-	-	-	-

2001	-	-	-	-	1	-	2	
2003	-	-	1	-	1=	-	-	
2004	-	-	-	2	1=	-	1	1
2006	-	1	1	2	-	1	-	-
2008	-	-	1=	-	-	3	-	-
2010	-	-	1	1	-	1	-	-
2012	-	-	-	1=	1	1	-	-
2014	1=	1	-	3	1=	1	1	1
Totals	1=	4	7+2=	10+1=	1+2=	10+2=	2	6

Medallists:

Men	Jacek Bocian	4x400mR: 99-2, 01-1
	Sebastian Chmara	Hep: 99-1
	Daniel Dabrowski	4x400mR: 06-2
	Artur Gasiewski	4x400mR: 03-3 (ran ht)
	Piotr Haczek	4x400mR: 99-2, 01-1
	Piotr Kedzia	4x400mR: 06-2 (ran ht)
	Piotr Klimczak	4x400mR: 06-2
	Robert Korzeniowski	5000mW: 93-2
	Adam Kszczot	800m: 10-3, 14-2
	Robert Maćkowiak	4x400mR: 99-2, 01-1
	Tomasz Majewski	SP: 08-3, 12-3
	Marcin Marciniszyn	4x400mR: 03-3, 06-2
	Artur Partyka	HJ: 91-2
	Marek Plawgo	4x400mR: 03-3
	Paweł Ptak	4x400mR: 06-2 (ran ht)
	Piotr Rysiukiewicz	4x400mR: 99-2, 01-1, 03-3
		(ran ht)
	Rafał Wieruszewski	4x400mR: 03-3, 06-2
	Grzegorz Zajączkowski	4x400mR: 03-3
Women	Danuta Bułkowska	HJ: 85-3=
	Angelika Cichocka	800m: 14-2
	Agata Karczmarek	LJ: 97-3
	Kamila Lićwinko	HJ: 14-1=
	Lidia Chojecka	1500m: 97-3, 99-3; 3000m: 06-3
	Monika Pyrek	PV: 03-3, 08-3=
	Anna Rogowska	PV: 06-2, 10-3
	Urszula Włodarczyk	Pen: 93-2, 99-3
	Krystyna Zabawska	SP: 99-2

POR / Portugal

Years Entered: 85 / 89 / 91 / 93 / 95 / 97 / 99 / 01 / 03 / 04 / 06 / 08 / 10 / 12 / 14

Placing Tables:

Overall	Gold	Silver	Bronze	4th	5th	6th	7th	8th
1985	1	-	-	1	-	-	-	-
1991	-	-	1	1	1	-	-	-
1993	-	-	-	-	-	-	3	-
1995	-	1	-	1	-	-	-	-
1997	-	-	1	2	-	-	-	-
1999	-	-	-	-	1	-	-	-
2001	1	-	1	1	-	-	1	-
2003	-	-	-	-	1	-	-	-
2004	1	1	-	-	1	-	-	-
2006	-	1	-	-	1	-	1	-
2008	1	-	1	-	-	-	-	1
2010	-	1	-	-	1	-	1	-
2014	-	-	-	1	-	-	-	-
Totals	4	4	4	7	4	2	5	2

Men	Gold	Silver	Bronze	4th	5th	6th	7th	8th
1985	1	-	-	1	-	-	-	-
1991	-	-	1	-	-	-	-	-
1993	-	-	-	-	-	-	1	-
1995	-	-	-	1	-	-	-	-
1999	-	-	-	-	1	-	-	-
2001	1	-	1	-	-	-	1	-

2004	-	1	-	-	-	1	-	-
2006	-	-	-	-	-	1	-	-
2008	-	-	1	-	-	-	-	-
Totals	2	1	3	2	1	2	2	-

Women	Gold	Silver	Bronze	4th	5th	6th	7th	8th
1991	-	-	-	-	1	1	-	-
1993	-	-	-	-	-	-	2	-
1995	-	1	-	-	-	-	-	-
1997	-	-	1	2	-	-	-	-
2001	-	-	-	1	-	-	-	-
2003	-	-	-	-	1	-	-	-
2004	1	-	-	-	-	-	-	-
2006	-	1	-	-	-	-	-	1
2008	1	-	-	-	-	-	-	1
2010	-	1	-	-	1	-	1	-
2014	-	-	-	1	-	-	-	-
Totals	2	3	1	5	3	-	3	2

Medallists:

Men	Carlos Calado	LJ: 01-3
	João Campos	3000m: 85-1
	Rui Silva	1500m: 01-1; 3000m: 04-2
	Mário da Silva	1500m: 91-3
	Nelson Évora	TJ: 08-3
Women	Naide Gomes	LJ: 06-2, 08-1, 10-2; Pen: 04-1
	Fernanda Ribeiro	3000m: 97-3
	Carla Sacramento	1500m: 95-2

PUR / Puerto Rico

Years Entered: 85 / 93 / 95 / 97 / 01 / 03 / 04 / 06 / 08 / 10 / 12 / 14

Best Placings:

Men	Allen Simms	TJ: 06-11Q
Women	Lysaira del Valle	800m: 08-5h3

PYF / Polynesia Française (TAH / Tahiti up to 2001)

Years Entered: 95 / 06 / 08 / 12 / 14

Best Placings:

Men	Raihau Maiiau	60m: 12-4h2
	Isaac Yaya	400m: 06-4h3
Women	Terani Faremiro	60m: 12-6h7

QAT / Qatar

Years Entered: 85 / 93 / 95 / 97 / 04 / 06 / 08 / 10 / 12 / 14

Placing Tables:

Men	Gold	Silver	Bronze	4th	5th	6th	7th	8th
1993	-	-	1	-	-	-	-	-
1995	-	-	-	1	-	-	-	-
2006	-	1	-	-	-	-	-	-
2010	-	-	-	-	1	-	-	1
2014	1	-	1	-	-	-	-	-
Totals	1	1	2	1	1	-	-	1

Medallists:

Men	Mutaz Issa Barshim	HJ: 14-1
	Talal Mansour	60m: 93-3
	Femi Ogunode	60m: 14-3
	Saif Saaeed Shaheen	3000m: 06-2
Women	No competitors	

ROU / Romania

Years Entered: 85 / 87 / 89 / 91 / 93 / 95 / 97 / 99 / 01 / 03 /
04 / 06 / 08 / 10 / 12 / 14

Placing Tables:

Overall	Gold	Silver	Bronze	4th	5th	6th	7th	8th
1985	1	1	1	1	1	-	-	-
1987	1	-	1	1	1+1=	-	2	-
1989	1	1	1	1	2	-	-	-
1991	-	2	3	1	1	2+1=	1	-
1993	2	2	-	1	2	2	1	1
1995	1	-	-	-	2	-	1	1
1997	1	-	-	2	-	1	-	-
1999	3	1	-	1	2	1	-	1
2001	-	2	-	-	-	1	-	2
2003	-	-	-	-	-	1	-	3
2004	-	-	1	2+1=	1	-	1	1
2006	-	-	-	2	-	1	-	-
2008	-	-	-	1	2	-	-	-
2012	-	-	-	1	-	-	2	-
2014	-	-	-	1	-	-	-	-
Totals	10	9	7	15+1=	14+1=	9+1=	8	9

Men	Gold	Silver	Bronze	4th	5th	6th	7th	8th
1985	-	-	-	1	-	-	-	-
1987	-	-	-	-	1=	-	-	-
1991	-	-	-	-	1	1=	1	-
1993	-	-	-	-	1	1	1	-
1995	-	-	-	-	1	-	-	-
1999	-	-	-	-	1	1	-	1
2003	-	-	-	-	-	-	-	1
2004	-	-	-	1+1=	1	-	-	-
2006	-	-	-	2	-	-	-	-
2014	-	-	-	1	-	-	-	-
Totals	-	-	-	5+1=	5+1=	2+1=	2	2

Women	Gold	Silver	Bronze	4th	5th	6th	7th	8th
1985	1	1	1	-	1	-	-	-
1987	1	-	1	1	1	-	2	-
1989	1	1	1	1	2	-	-	-
1991	-	2	3	1	-	2	-	-
1993	2	2	-	1	1	1	-	1
1995	1	-	-	-	1	-	1	1
1997	1	-	-	2	-	1	-	-
1999	3	1	-	1	1	-	-	-
2001	-	2	-	-	-	1	-	2
2003	-	-	-	-	-	1	-	2
2004	-	-	1	1	-	-	1	1
2006	-	-	-	-	-	1	-	-
2008	-	-	-	1	2	-	-	-
2012	-	-	-	1	-	-	2	-
Totals	10	9	7	10	9	7	6	7

Best Placings:

Men	No medals; best placings:	
	Petru Drăgoescu	800m: 85-4
	Gheorghe Gușet	SP: 06-4
	Marian Oprea	TJ: 06-4, 14-4
	Bogdan Țăruș	LJ: 04-4
	Stefan Vasilache	HJ: 04-4=
Women	Tudorita Chidu	1500m: 91-3
	Cristeana Cojocaru	800m: 85-1
	Marieta Ilcu	LJ: 89-2, 91-3, 93-1
	Margareta Keszegi	3000m: 89-3, 91-2, 93-2
	Ella Kovacs	800m: 91-3
	Fita Lovin	1500m: 85-2
	Ionela Țirlea	200m: 99-1; 4x400mR: 04-3

Doina Melinte	1500m: 87-1, 89-1
Angela Moroșanu	4x400mR: 04-3
Liliana Nastase	Pen: 93-1
Maricica Puică	3000m: 87-3
Maria Rus	4x400mR: 04-3
Alina Rîpanu	4x400mR: 04-3
Maria Simeanu	800m: 85-3
Gabriela Szabo	1500m: 99-1; 3000m: 95-1, 97-1, 99-1, 01-2
Violeta Szekely	800m: 91-2; 1500m: 93-2, 99-2, 01-2

RSA / South Africa

Years Entered: 93 / 95 / 97 / 99 / 01 / 03 / 04 / 06 / 08 / 10 /
12 / 14

Placing Tables:

Overall	Gold	Silver	Bronze	4th	5th	6th	7th	8th
1995	-	-	1=	-	-	-	-	-
1997	-	-	-	1	-	1	-	-
1999	1	-	-	-	-	-	-	-
2001	-	1	1	-	-	-	1	-
2003	-	-	-	-	-	-	-	1
2004	1	-	-	-	-	-	-	-
2006	-	1	-	-	1	-	-	-
2008	1	1	-	-	-	-	-	1
2010	-	1	-	-	-	1	-	1
2012	-	-	-	-	-	-	1	-
2014	-	-	-	1	-	-	2	-
Totals	3	4	1+1=	2	1	2	4	3

Men	Gold	Silver	Bronze	4th	5th	6th	7th	8th
1995	-	-	1=	-	-	-	-	-
1997	-	-	-	1	-	1	-	-
1999	1	-	-	-	-	-	-	-
2001	-	1	1	-	-	-	1	-
2003	-	-	-	-	-	-	-	1
2004	1	-	-	-	-	-	-	-
2006	-	1	-	-	1	-	-	-
2008	1	1	-	-	-	-	-	-
2010	-	1	-	-	-	1	-	-
2012	-	-	-	-	-	-	1	-
2014	-	-	-	1	-	-	2	-
Totals	3	4	1+1=	2	1	2	4	1

Women	Gold	Silver	Bronze	4th	5th	6th	7th	8th
2008	-	-	-	-	-	-	-	1
2010	-	-	-	-	-	-	-	1
Totals	-	-	-	-	-	-	-	2

Medallists:

Men	Johan Botha	800m: 99-1, 01-2
	Shaun Bownes	60mH: 01-3
	Okkert Brits	PV: 95-3=
	Khotso Mokoena	LJ: 08-1, 10-2
	Mbulaeni Mulaudzi	800m: 04-1, 06-2, 08-2
Women	No medals; best placings:	
	Janice Josephs	LJ: 08-8
	René Kalmer	3000m: 10-8

RUS / Russia

Years Entered: 93 / 95 / 97 / 99 / 01 / 03 / 04 / 06 / 08 / 10 /
12 / 14

Placing Tables:

Overall	Gold	Silver	Bronze	4th	5th	6th	7th	8th
1993	6	4	3	6	2	-	1	-
1995	5	2	3	2	4	-	1=	-
1997	3	1	4	1	2	6	1	-
1999	3	3	1	2	1	4	3	2
2001	4	5+1=	5	1+1=	3	1	3	1
2003	5	5	2	4	2	2	1	-
2004	8	6	4	-	1	5	2	-
2006	7	5	6	2	6	5	2	-
2008	4	3	2+1=	1	6	1	4	3
2010	2	4	3	5	1	1+1=	1	2
2012	1	2+1=	5	3+1=	3	2	1	2
2014	2+1=	1+1=	-	1	3	-	2	2
Totals	50+1=	41+3=	38+1=	28+2=	34	27+1=	21+1=	12

Men	Gold	Silver	Bronze	4th	5th	6th	7th	8th
1993	2	-	1	2	-	-	1	-
1995	-	-	1	-	1	-	1=	-
1997	-	1	2	1	-	1	-	-
1999	-	1	-	-	-	1	1	-
2001	1	1	1	1=	-	-	2	1
2003	-	2	-	1	-	1	1	-
2004	1	2	2	-	-	1	2	-
2006	1	2	3	-	2	2	2	-
2008	1	1	1=	1	2	1	-	2
2010	1	1	1	1	-	1=	-	1
2012	-	1	4	2	2	-	-	1
2014	1	1	-	-	3	-	-	1
Totals	8	13	15+1=	8+1=	10	7+1=	9+1=	6

Women	Gold	Silver	Bronze	4th	5th	6th	7th	8th
1993	4	4	2	4	2	-	-	-
1995	5	2	2	2	3	-	-	-
1997	3	-	2	-	2	5	1	-
1999	3	2	1	2	1	3	2	2
2001	3	4+1=	4	1	3	1	1	-
2003	5	3	2	3	2	1	-	-
2004	7	4	2	-	1	4	-	-
2006	6	3	3	2	4	3	-	-
2008	3	2	2	-	4	-	4	1
2010	1	3	2	4	1	1	1	1
2012	1	1+1=	1	1+1=	1	2	1	1
2014	1+1=	1=	-	1	-	-	2	1
Totals	42+1=	28+3=	23	20+1=	24	20	12	6

Medallists:

Men		
Lyukman Adams	TJ: 12-3, 14-1	
Aleksandr Aseledchenko	TJ: 97-3	
Yevgeniy Borisov	60mH: 08-3=	
Yuriy Borzakovskiy	800m: 01-1, 06-3	
Aleksandr Derevyagin	4x400mR: 06-3	
Aleksey Drozdov	Hep: 10-3	
Dmitriy Forshev	4x400mR: 01-2 (ran ht), 04-2	
Rodion Gataullin	PV: 93-1	
Boris Gorban	4x400mR: 01-2, 04-2	
Aleksandr Ladeyshchikov	4x400mR: 01-2	
Yevgeniy Lebedev	4x400mR: 06-3	
Lev Lobodin	Hep: 01-3, 03-2, 04-3	
Artyom Lukyanenko	Hep: 12-3	
Yevgeniy Lukyanenko	PV: 08-1	
Ruslan Mashchenko	4x400mR: 01-2	
Aleksandr Menkov	LJ: 12-3	
Mikhail Orlov	5000mW: 93-3	
Igor Pavlov	PV: 04-1	
Dmitriy Petrov	4x400mR: 06-3	
Andrey Polukeyev	4x400mR: 06-3 (ran ht)	
Andrey Rudnitskiy	4x400mR: 04-2	
Yaroslav Rybakov	HJ: 03-2, 04-2, 06-1, 08-2, 10-2	
Andrey Semyonov	4x400mR: 01-2	

Mikhail Shchennikov	5000mW: 93-1	
Vitaliy Shkurlatov	LJ: 04-3	
Andrey Silnov	HJ: 12-2	
Pavel Sofin	SP: 06-3	
Kiril Sosunov	LJ: 97-2	
Konstantin Svechkar	4x400mR: 06-3	
Maksim Tarasov	PV: 97-3	
Andrey Tereshin	HJ: 06-2	
Ivan Ukhov	HJ: 10-1, 12-3, 14-2	
Aleksandr Usov	4x400mR: 04-2	
Mikhail Vdovin	400m: 95-3	
Vyacheslav Voronin	HJ: 99-2	
Andrey Yepishin	60m: 06-2	
Yelena Afanasyeva	800m: 95-2	
Tatyana Alekseyeva	400m: 93-2; 4x400mR: 97-1	
Natalya Antyukh	4x400mR: 03-1, 04-1 (ran ht), 06-1	
Yekaterina Bakhvalova	4x400mR: 97-1 (ran ht)	
Irina Belova	Pen: 99-2	
Anna Bogdanova	Pen: 08-3	
Tatyana Chebykina	4x400mR: 95-1, 97-1, 99-1	
Yolanda Chen	TJ: 93-2, 95-1	
Tatyana Chernova	Pen: 10-3	
Anna Chicherova	HJ: 03-3, 04-2, 12-2=	
Yuliya Chizhenko	1500m: 06-1	
Aleksandra Fedoriva	400m: 12-2; 4x400mR: 12-3	
Svetlana Feofanova	PV: 01-2=, 03-1, 04-3, 06-3, 10-2	
Tatyana Firova	400m: 10-2; 4x400mR: 10-2	
Lyudmila Galkina	LJ: 95-1	
Svetlana Goncharenko	200m: 97-3, 99-2, 04-2; 4x400mR: 95-1, 97-1, 99-1	
Natalya Gorelova	1500m: 01-3	
Yuliya Gushchina	4x400mR: 06-1 (ran ht), 08-1, 12-3	
Yelena Isinbaeva	PV: 03-2, 04-1, 06-1, 08-1, 12-1	
Anastasiya Kapachinskaya	200m: 03-2	
Marina Karnauschenko	4x400mR: 12-3	
Yekaterina Koneva	TJ: 14-1	
Irina Korzhanenko	SP: 97-3, 03-1	
Olga Kotlyarova	400m: 01-2; 4x400mR: 97-1, 99-1, 01-1, 04-1	
Tatyana Kotova	LJ: 99-1, 01-2, 03-1, 04-2	
Olesya Krasnomovets	400m: 04-2, 06-1; 4x400mR: 04-1, 06-1	
Svetlana Krivelyova	SP: 93-1, 99-1, 01-3, 04-1	
Mariya Kuchina	HJ: 14-1=	
Yekaterina Kulikova	4x400mR: 95-1	
Inna Lasovskaya	TJ: 93-3, 97-1	
Tatyana Lebedeva	LJ: 04-1; TJ: 01-2, 04-1, 06-1	
Olga Levenkova	Pen: 06-3	
Tatyana Levina	4x400mR: 04-1, 06-1, 08-1	
Svetlana Masterkova	800m: 93-2	
Svetlana Moskalets	Pen: 95-1	
Irina Mushailova	LJ: 95-2	
Natalya Nazarova	400m: 03-1, 04-1, 08-2; 4x400mR: 99-1, 03-1, 04-1, 06-1, 08-1, 10-2	
Yelena Nikolayeva	3000m: 93-1	
Yuliya Pechonkina	4x400mR: 01-1, 03-1	
Larisa Peleshenko	SP: 01-1	
Yekaterina Podkopayeva	1500m: 93-1, 97-1	
Svetlana Pospelova	4x400mR: 10-2	
Irina Privalova	60m: 93-2; 200m: 93-1; 400m: 95-1	
Yelena Prokhorova	Pen: 01-2	
Anna Pyatykh	TJ: 06-2, 10-3	
Yekaterina Rozenberg	1500m: 03-3	
Yelena Ruzina	4x400mR: 95-1	

Olga Ryabinkina SP: 06-3
 Gulnara Samitova 1500m: 04-3
Mariya Savinova **800m: 10-1**
Natalya Sharova **4x400mR: 97-1** (ran ht)
 Liliya Shobukhova 3000m: 06-2
 Anzhelika Sidorova PV: 14-2=
 Irina Simagina LJ: 08-3
Yelena Slesarenko **HJ: 04-1, 06-1, 08-2**
 Yelena Soboleva 1500m: 06-2
Yuliya Sotnikova **4x400mR: 01-1**
 Natalya Tsyganova 800m: 99-3
 Irina Tyukhay Pen: 95-3
 Kseniya Ustalova 4x400mR: 12-3
 Ksenia Vdovina 4x400mR: 10-2
Tatyana Veshkurova **4x400mR: 06-1** (ran ht)
 Natalya Voronova 200m: 93-3, 95-3
Olga Yegorova **3000m: 01-1**
 Yelena Yelesina HJ: 03-2
 Yelena Zadorozhnaya 3000m: 01-3
Olesya Zykina **400m: 01-3, 08-1;**
4x400mR: 01-1, 03-1, 04-1
 (ran ht), **08-1**

(See also URS / USSR)

RWA / Rwanda**Years Entered:** 91 / 97 / 99 / 06 / 08 / 12**Placing Tables:**

Men	Gold	Silver	Bronze	4th	5th	6th	7th	8th
1991	-	-	-	-	-	-	-	1
Totals	-	-	-	-	-	-	-	1

Best Placings:

Men Mathias Ntawulikura 3000m: 91-8
 Women Claudette Mukasakindi 3000m: 12-9h1

SAM / Samoa**Years Entered:** 95 / 01 / 03 / 04 / 06 / 08 / 10 / 12 / 14**Best Placings:**

Men Emanuele Fuamatu SP: 12-22Q
 Women No competitors

SCG / Serbia & Montenegro**Years Entered:** 04/06**Best Placings:**

Men Miroslav Novakovic 60mH: 06-7h2
 Women Elvira Pančić 60m: 04-6h1

SEN / Senegal**Years Entered:** 85 / 87 / 91 / 93 / 95 / 97 / 01 / 03 / 04 / 06 / 08 / 10 / 12 / 14**Placing Tables:**

Overall	Gold	Silver	Bronze	4th	5th	6th	7th	8th
1985	-	-	-	1	-	-	-	-
1987	-	-	-	-	-	-	1	-

2003	-	-	1	-	-	-	-	-
2010	-	-	-	-	-	1	-	-
2012	-	-	-	-	1	-	-	-
Totals	-	-	1	1	1	1	1	-

Men	Gold	Silver	Bronze	4th	5th	6th	7th	8th
1985	-	-	-	1	-	-	-	-
1987	-	-	-	-	-	-	1	-
2010	-	-	-	-	-	1	-	-
2012	-	-	-	-	1	-	-	-
Totals	-	-	-	1	1	1	1	-

Women	Gold	Silver	Bronze	4th	5th	6th	7th	8th
2003	-	-	1	-	-	-	-	-
Totals	-	-	1	-	-	-	-	-

Medallists:

Men No medals; best placings:
 Amadou Dia Bâ 400m: 85-4
 Women Kéné Ndoye TJ: 03-3

SEY / Seychelles**Years Entered:** 87 / 95 / 01 / 04 / 06 / 08 / 10 / 12 / 14**Best Placings:**

Men Cyril Briocoe 60m: 87-3h1
 Women Beryl Laramé LJ: 95-21Q

SIN / Singapore**Years Entered:** 99 / 06 / 08 / 10 / 12 / 14**Best Placings:**

Men Gary Yeo Foo Ee 60m: 12-8s2
 Women Amanda Choo Sze Min 60m: 08-7h5

SKN / Saint Kitts and Nevis**Years Entered:** 87 / 03 / 04 / 08 / 10 / 12 / 14**Placing Tables:**

Men	Gold	Silver	Bronze	4th	5th	6th	7th	8th
2003	-	1	-	-	-	-	-	-
2008	-	1=	-	-	-	-	-	-
Totals	-	1+1=	-	-	-	-	-	-

Medallists:

Men Kim Collins 60m: 03-2, 08-2=
 Women No medals; best placings:
 Diane Dunrod 60m: 87-dns/s1
 Tiandra Ponteen 400m: 12-dnf/s2

SLE / Sierra Leone**Years Entered:** 91 / 93 / 95 / 97 / 99 / 01 / 04 / 08 / 10 / 12**Placing Tables:**

Women	Gold	Silver	Bronze	4th	5th	6th	7th	8th
1997	-	-	-	-	-	1	-	-
Totals	-	-	-	-	-	1	-	-

Best Placings:

Men Ibrahim Kabia 60m: 10-dns /final
 Women Eunice Barber Pen: 97-6

SLO / Slovenia

Years Entered: 93 / 95 / 97 / 99 / 01 / 03 / 04 / 06 / 08 / 10 / 12 / 14

Placing Tables:

Overall	Gold	Silver	Bronze	4th	5th	6th	7th	8th
1993	-	-	-	-	-	-	-	1
1995	-	1	1	-	-	-	-	-
1997	-	-	-	-	-	-	1	-
1999	-	-	-	2	-	-	-	-
2001	-	-	-	-	-	2	1	1
2003	-	-	1	2	-	-	-	-
2004	-	1	-	-	1	-	-	1
2006	-	-	-	1	-	-	-	-
2008	-	-	1	-	-	-	-	-
Totals	-	2	3	5	1	2	3	2

Men	Gold	Silver	Bronze	4th	5th	6th	7th	8th
1997	-	-	-	-	-	-	1	-
1999	-	-	-	1	-	-	-	-
2003	-	-	-	1	-	-	-	-
2004	-	-	-	-	1	-	-	1
2006	-	-	-	1	-	-	-	-
Totals	-	-	-	3	1	-	1	1

Women	Gold	Silver	Bronze	4th	5th	6th	7th	8th
1993	-	-	-	-	-	-	1	-
1995	-	1	1	-	-	-	-	-
1999	-	-	-	1	-	-	-	-
2001	-	-	-	-	-	2	1	1
2003	-	-	1	1	-	-	-	-
2004	-	1	-	-	-	-	-	-
2008	-	-	1	-	-	-	-	-
Totals	-	2	3	2	-	2	2	1

Medallists:

Men	No medals; best placings:	
	Gregor Cankar	LJ: 99-4
	Matic Osovnikar	60m: 06-4; 200m: 03-4
Women	Britta Bilač	
	Brigita Bukovec	60mH: 95-3
	Jolanda Čeplak	800m: 04-2
	Merlene Ottey	60m: 03-3
	Marja Šestak	TJ: 08-3

(See also YUG / Yugoslavia)

SMR / San Marino

Years Entered: 89 / 91 / 95 / 01 / 03 / 04 / 06 / 08 / 10 / 12 / 14

Best Placings:

Men	Antonio Pazzaglia	HJ: 95-20Q
Women	Gloria Gatti	60m: 01-5h3
	Martina Pretelli	60m: 12-5h6
	Sara Rossini	60m: 89-5h2

SOL / Solomon Islands

Years Entered: 99 / 01 / 03 / 04 / 06 / 08 / 10 / 12

Best Placings:

Men	Chris Walasi	200m: 04-4h3
Women	Pauline Kwalea	60m: 12-8h2

SOM / Somalia

Year Entered: 14

Best Placings:

Men	Omar Mohamed Abdi	1500m: 14-6h1
Women	No competitors	

SRB / Serbia

Years Entered: 08 / 10 / 12 / 14

Placing Tables:

Overall	Gold	Silver	Bronze	4th	5th	6th	7th	8th
2008	-	-	-	-	-	1=	-	-
2014	-	-	1	-	-	-	-	-
Totals	-	-	1	-	-	1=	-	-

Men	Gold	Silver	Bronze	4th	5th	6th	7th	8th
2008	-	-	-	-	-	1=	-	-
Totals	-	-	-	-	-	1=	-	-

Women	Gold	Silver	Bronze	4th	5th	6th	7th	8th
2014	-	-	1	-	-	-	-	-
Totals	-	-	1	-	-	-	-	-

Best Placings:

Men	No medals; best placings:	
	Dragutin Topić	HJ: 08-6=
Women	Ivana Španović	LJ: 14-3

SRI / Sri Lanka

Years Entered: 01 / 03 / 10

Placing Tables:

Women	Gold	Silver	Bronze	4th	5th	6th	7th	8th
2001	-	-	-	1	-	-	-	-
Totals	-	-	-	1	-	-	-	-

Best Placings:

Men	Rohan Pradeep Kumara	400m: 01-4h3
Women	Susanthika Jayasinghe	200m: 01-4

STP / DR of São Tomé and Príncipe

Years Entered: 01 / 03 / 04 / 10

Best Placings:

Men	Arlindo Pinheiro	60mH: 03-7h2, 04-7h2
Women	Gloria Diogo	60m: 10-7h4

SUD / Sudan

Years Entered: 85 / 95 / 01 / 04 / 06 / 08 / 10 / 12 / 14

Placing Tables:

Overall	Gold	Silver	Bronze	4th	5th	6th	7th	8th
2004	-	1	-	-	-	-	-	-
2006	-	-	1	-	-	-	-	-
2008	1	-	-	-	1	-	-	-
2010	1	-	-	1	-	-	-	-
Totals	2	1	1	1	1	-	-	-

Men	Gold	Silver	Bronze	4th	5th	6th	7th	8th
2008	1	-	-	-	-	-	-	-
2010	1	-	-	1	-	-	-	-
Totals	2	-	-	1	-	-	-	-

Women	Gold	Silver	Bronze	4th	5th	6th	7th	8th
2004	-	1	-	-	-	-	-	-
2006	-	-	1	-	-	-	-	-
2008	-	-	-	-	1	-	-	-
Totals	-	1	1	-	1	-	-	-

Medallists:

Men	Abubaker Kaki	800m: 08-1, 10-1
Women	Yamilé Aldama	TJ: 04-2, 06-3

SUI / Switzerland

Years Entered: 85 / 87 / 89 / 91 / 93 / 95 / 97 / 99 / 01 / 03 / 04 / 06 / 08 / 10 / 12 / 14

Placing Tables:

Overall	Gold	Silver	Bronze	4th	5th	6th	7th	8th
1987	-	1	-	1	1=	1	-	-
1991	1	-	1	-	-	-	-	-
1993	1	-	1	-	-	-	-	-
2001	-	-	1	-	-	-	-	-
2004	-	-	-	1	-	-	-	-
2012	-	-	-	-	-	-	-	1
2014	-	-	-	1	-	-	-	-
Totals	2	1	3	3	1=	1	-	1

Men	Gold	Silver	Bronze	4th	5th	6th	7th	8th
1987	-	1	-	-	1=	-	-	-
1991	1	-	-	-	-	-	-	-
2001	-	-	1	-	-	-	-	-
2004	-	-	-	1	-	-	-	-
Totals	1	1	1	1	1=	-	-	-

Women	Gold	Silver	Bronze	4th	5th	6th	7th	8th
1987	-	-	-	1	-	1	-	-
1991	-	-	1	-	-	-	-	-
1993	1	-	1	-	-	-	-	-
2012	-	-	-	-	-	-	-	1
2014	-	-	-	1	-	-	-	-
Totals	1	-	2	2	-	1	-	1

Medallists:

Men	André Bucher	800m: 01-3
	Werner Günthör	SP: 87-2, 91-1
Women	Julie Baumann	60mH: 93-1
	Sandra Gasser	1500m: 93-3
	Anita Protti	400m: 91-3

SUR / Surinam

Years Entered: 95 / 97 / 99 / 03

Placing Tables:

Women	Gold	Silver	Bronze	4th	5th	6th	7th	8th
1995	-	-	1	-	-	-	-	-
1997	-	-	-	1	-	-	-	-
Totals	-	-	1	1	-	-	-	-

Medallists:

Men	No medals; best placings:	
	Tommy Asinga	800m: 95-4h3
Women	Letitia Vriesde	800m: 95-3

SVK / Slovak Republic

Years Entered: 93 / 95 / 97 / 99 / 01 / 03 / 04 / 06 / 08 / 10 / 12 / 14

Placing Tables:

Overall	Gold	Silver	Bronze	4th	5th	6th	7th	8th
1997	-	-	-	-	1	-	-	-
1999	-	-	-	-	1	-	-	1
2001	-	-	-	-	-	-	1	-
2003	-	-	-	-	-	-	1	-
2006	-	-	-	-	-	-	-	1
2008	-	-	-	-	1	-	-	-
2010	-	-	-	-	-	1	1	-
2012	-	-	-	-	-	-	-	1
2014	-	-	-	-	-	-	-	1
Totals	-	-	-	-	3	1	3	4

Men	Gold	Silver	Bronze	4th	5th	6th	7th	8th
1997	-	-	-	-	1	-	-	-
1999	-	-	-	-	-	-	-	1
2001	-	-	-	-	-	-	1	-
2003	-	-	-	-	-	-	1	-
2008	-	-	-	-	1	-	-	-
2010	-	-	-	-	-	-	1	-
Totals	-	-	-	-	2	-	3	1

Women	Gold	Silver	Bronze	4th	5th	6th	7th	8th
1999	-	-	-	-	1	-	-	-
2006	-	-	-	-	-	-	-	1
2010	-	-	-	-	-	1	-	-
2012	-	-	-	-	-	-	-	1
2014	-	-	-	-	-	-	-	1
Totals	-	-	-	-	1	1	-	3

Best Placings:

Men	Igor Kováč	60mH: 97-5
	Dmitrij Valukevič	TJ: 08-5
Women	Maria Melova	HJ: 99-5

(See also TCH / Czechoslovakia)

SWE / Sweden

Years Entered: 85 / 87 / 89 / 91 / 93 / 95 / 97 / 99 / 01 / 03 / 04 / 06 / 08 / 10 / 12 / 14

Placing Tables:

Overall	Gold	Silver	Bronze	4th	5th	6th	7th	8th
1985	1	1	-	-	2	-	-	-
1987	-	-	-	-	-	1	-	-
1989	-	-	1	-	-	-	-	-
1991	-	-	1	-	-	1	-	-
1993	-	1	-	-	-	2	-	2
1995	-	1	1	1	1	-	1	-
1997	-	-	-	-	-	1	1	1+1=
1999	-	-	-	-	1	1=	-	-
2001	2	-	1	1	-	-	-	-
2003	4	-	-	-	-	-	3	-
2004	2	1	1	1	1	1	-	-
2006	-	1	2	1	1	-	-	1
2008	1	1	-	-	-	-	1	-
2010	-	-	-	1	1=	-	-	-
2012	-	1=	-	-	-	-	-	-
2014	1	-	1	-	1	-	-	1
Totals	11	6+1=	8	5	7+1=	6+1=	6	5+1=

Men	Gold	Silver	Bronze	4th	5th	6th	7th	8th
1985	1	-	-	-	1	-	-	-
1989	-	-	1	-	-	-	-	-
1991	-	-	1	-	-	1	-	-
1993	-	1	-	-	-	-	-	1
1995	-	1	1	1	1	-	1	-
1997	-	-	-	-	-	1	-	1=
1999	-	-	-	-	1	1=	-	-
2001	1	-	1	1	-	-	-	-
2003	2	-	-	-	-	-	2	-
2004	2	1	-	1	-	1	-	-
2006	-	1	1	1	1	-	-	-
2008	1	1	-	-	-	-	1	-
2010	-	-	-	1	-	-	-	-
2014	-	-	1	-	-	-	-	-
Totals	7	5	6	5	4	3+1=	4	1+1=

Women	Gold	Silver	Bronze	4th	5th	6th	7th	8th
1985	-	1	-	-	1	-	-	-
1987	-	-	-	-	-	1	-	-
1993	-	-	-	-	-	2	-	1
1997	-	-	-	-	-	-	1	1
2001	1	-	-	-	-	-	-	-
2003	2	-	-	-	-	-	1	-
2004	-	-	1	-	1	-	-	-
2006	-	-	1	-	-	-	-	1
2010	-	-	-	-	1=	-	-	-
2012	-	1=	-	-	-	-	-	-
2014	1	-	-	-	1	-	-	1
Totals	4	1+1=	2	-	3+1=	3	2	4

Medallists:

Men	Henrik Dagård	Hep: 95-3
	Tord Henriksson	TJ: 91-3
	Stefan Holm	HJ: 01-1, 03-1, 04-1, 08-1
	Alhaji Jeng	PV: 06-2
	Christian Olsson	TJ: 03-1, 04-1
	Patrik Sjöberg	HJ: 85-1, 89-3, 93-2
	Staffan Strand	HJ: 01-3
	Mattias Sunneborn	LJ: 95-2
	Linus Thörnblad	HJ: 06-3
	Michel Tornéus	LJ: 14-3
	Johan Wissman	200m: 04-2; 400m: 08-2
Women	Abebe Aregawi	1500m: 14-1
	Kajsa Bergqvist	HJ: 01-1, 03-1
	Ebba Jungmark	HJ: 12-2=
	Susanna Kallur	60mH: 06-3
	Carolina Klüft	LJ: 04-3; Pen: 03-1
	Susanne Lorentzon	HJ: 85-2

SWZ / Swaziland

Years Entered: 87 / 91 / 93 / 95 / 99 / 01 / 03 / 10 / 12 / 14

Best Placings:

Men	Sizwe Mdluli	LJ: 91-23Q
Women	Hazel Mthetfwa	200m: 01-4h1

SYR / Syria

Years Entered: 85 / 95 / 01 / 08 / 12

Best Placings:

Men	Majjed Ghazal	HJ: 12-12Q
Women	Fadwa Al-Bouza	60mH: 08-7h2

TAN / Tanzania

Years Entered: 85 / 91 / 97 / 99 / 01 / 03 / 04 / 06 / 10 / 12

Placing Tables:

Women	Gold	Silver	Bronze	4th	5th	6th	7th	8th
1985	-	-	-	-	-	1	-	-
2001	-	-	-	1	-	-	-	-
Totals	-	-	-	1	-	1	-	-

Best Placings:

Men	Christopher Mbilo	200m: 91-4h6; 400m: 91-4h1
Women	Lwiza John	800m: 01-4

TCH / Czechoslovakia

Years Entered: 85 / 87 / 89 / 91

Placing Tables:

Overall	Gold	Silver	Bronze	4th	5th	6th	7th	8th
1985	2	-	1	3	1	1	-	-
1987	-	2	1	2	-	-	-	-
1989	-	1	-	-	1	2	1	1
1991	-	1	-	-	-	1	-	1
Totals	2	4	2	5	2	4	1	2

Men	Gold	Silver	Bronze	4th	5th	6th	7th	8th
1985	2	-	1	2	1	1	-	-
1987	-	1	1	1	-	-	-	-
1989	-	1	-	-	1	2	-	1
1991	-	-	-	-	-	1	-	-
Totals	2	2	2	3	2	4	-	1

Women	Gold	Silver	Bronze	4th	5th	6th	7th	8th
1985	-	-	-	1	-	-	-	-
1987	-	1	-	1	-	-	-	-
1989	-	-	-	-	-	-	1	-
1991	-	1	-	-	-	-	-	1
Totals	-	2	-	2	-	-	1	1

Medallists:

Men		
CZE	Jan Leitner	LJ: 85-1
CZE	Remigius Machura	SP: 85-1
SVK	Roman Mrázek	5000mW: 89-2
SVK	Jozef Pribilinec	5000mW: 87-2
CZE	Ivan Uvžil	3000m: 85-3
CZE	Ján Zvara	HJ: 87-3
Women		
CZE	Ivana Kubešová	1500m: 91-2
SVK	Gabriela Sedláková	800m: 87-2

TGA / Tonga

Years Entered: 08 / 10 / 12

Best Placings:

Men	Inoke Finau	60mH: 10-7h1
	Andy Lui	60m: 12-7h5
	Aisea Tohi	60m: 08-7h1
Women	Belinda Talakai	60m: 12-7h3

THA / Thailand

Years Entered: 87 / 01 / 03 / 04 / 06 / 10 / 12

Best Placings:

Men	Supanara Sukhasvasti	LJ: 12-13Q
Women	Thitma Muangjan	TJ: 10-18Q
	Trecia Roberts	60mH: 01-5h1

TJK / Tadjikistan

Years Entered: 95 / 97 / 01 / 03 / 04 / 06 / 08 / 10 / 12 / 14

Best Placings:

Men	Farkhod Kuralov	800m: 12-4h6
Women	Gulsara Dadabayeva	3000m: 95-13

TKM / Turkmenistan

Years Entered: 95 / 99 / 01 / 03 / 04 / 06 / 08 / 10 / 12

Best Placings:

Men	Baimurad Achirmuradov	60mH: 99-6h3
	Nazar Begliyev	800m: 03-6h1, 04-6h6
Women	Alena Petrova	200m: 01-3h1

TKS / Turks and Caicos Islands

Years Entered: 87 / 91 / 06

Best Placings:

Men	Rodney Cox	200m: 87-5h6
Women	No competitors	

TOG / Togo

Years Entered: 93 / 95 / 99 / 03 / 04 / 06 / 08 / 10

Best Placings:

Men	Boévi Lawson	60m: 93-5h4; 200m: 95-5h5
Women	Sandrine Thiébaud-Kangni	400m: 03-4h1

TPE / Chinese Taipei

Years Entered: 85 / 89 / 91 / 93 / 95 / 97 / 99 / 01 / 03 / 06 / 08 / 10 / 12 / 14

Placing Tables:

Men	Gold	Silver	Bronze	4th	5th	6th	7th	8th
1993	-	-	-	-	-	-	-	1
Totals	-	-	-	-	-	-	-	1

Best Placings:

Men	Nai Hui-Fang	LJ: 93-8
Women	Shen Su-Feng	60m: 85-5s2
	Wang Huei-Chen	200m: 93-5s1

TTO / Trinidad & Tobago

Years Entered: 85 / 87 / 89 / 91 / 93 / 97 / 99 / 01 / 03 / 04 / 06 / 08 / 10 / 12 / 14

Placing Tables:

Overall	Gold	Silver	Bronze	4th	5th	6th	7th	8th
1985	-	-	-	-	-	1	-	-
1987	-	-	-	1	-	-	-	-
1989	-	1	-	-	-	-	-	-
1991	-	-	-	-	-	1	-	-
1993	-	1	-	-	-	-	-	-
2004	-	-	-	-	-	-	-	1
2006	-	-	-	-	-	-	1	-
2008	-	-	-	-	-	-	1	-
2012	-	-	1	-	1	-	-	-
2014	-	-	-	-	1	1	-	-
Totals	-	2	1	1	2	3	2	1

Men	Gold	Silver	Bronze	4th	5th	6th	7th	8th
1987	-	-	-	1	-	-	-	-
1989	-	1	-	-	-	-	-	-
1991	-	-	-	-	-	1	-	-
1993	-	1	-	-	-	-	-	-
2004	-	-	-	-	-	-	-	1
2012	-	-	1	-	1	-	-	-
2014	-	-	-	-	1	-	-	-
Totals	-	2	1	1	2	1	-	1

Women	Gold	Silver	Bronze	4th	5th	6th	7th	8th
1985	-	-	-	-	-	1	-	-
2006	-	-	-	-	-	-	1	-
2008	-	-	-	-	-	-	1	-
2014	-	-	-	-	-	1	-	-
Totals	-	-	-	-	-	2	2	-

Medallists:

Men	Alvin Daniel	4x400mR: 93-2
	Lalonde Gordon	4x400mR: 12-3
	Dazel Jules	4x400mR: 93-2
	Ian Morris	400m: 89-2; 4x400mR: 93-2
	Rennie Quow	4x400mR: 12-3
	Jereem Richards	4x400mR: 12-3
	Jarrin Solomon	4x400mR: 12-3
	Neil de Silva	4x400mR: 93-2
Women	No medals; best placings:	
	Michelle-Lee Ahye	60m: 14-6
	Gillian Forde	60m: 85-6

TUN / Tunisia

Years Entered: 91 / 95 / 97 / 99 / 01 / 03 / 04

Placing Tables:

Men	Gold	Silver	Bronze	4th	5th	6th	7th	8th
1997	-	-	-	-	-	1	-	-
1999	-	-	-	-	-	1	-	-
2004	-	-	-	1	-	-	-	-
Totals	-	-	-	1	-	2	-	-

Best Placings:

Men	Sofiène Labidi	400m: 04-4
Women	Awatef Ben Hassine	400m: 03-4h5

TUR / Turkey

Years Entered: 85 / 89 / 91 / 93 / 95 / 97 / 01 / 03 / 04 / 06 / 08 / 10 / 12 / 14

Placing Tables:

Overall	Gold	Silver	Bronze	4th	5th	6th	7th	8th
1985	-	-	-	-	-	1	-	-
2001	-	-	-	-	-	1	-	-

2006	-	-	-	1	-	-	-	-
2012	-	1	-	-	-	-	-	-
2014	-	-	-	1	-	-	-	-
Totals	-	1	-	2	-	2	-	-

Men	Gold	Silver	Bronze	4th	5th	6th	7th	8th
2006	-	-	-	1	-	-	-	-
2012	-	1	-	-	-	-	-	-
2014	-	-	-	1	-	-	-	-
Totals	-	1	-	2	-	-	-	-

Women	Gold	Silver	Bronze	4th	5th	6th	7th	8th
1985	-	-	-	-	-	1	-	-
2001	-	-	-	-	-	1	-	-
Totals	-	-	-	-	-	2	-	-

Medallists:

Men	İlham Tanui Özbilen	1500m: 12-2
Women	No medals; best placings:	
	Semra Aksu	200m: 85-6
	Anzhela Kinet	Pen: 01-6

TUV / Tuvalu

Year Entered: 12

Best Placings:

Men	Tavevele Noa	60m: 12-7h8
Women	No competitors	

UAE / United Arab Emirates

Years Entered: 08 / 12 / 14

Placing Tables:

Women	Gold	Silver	Bronze	4th	5th	6th	7th	8th
2014	-	-	-	-	-	1	-	-
Totals	-	-	-	-	-	1	-	-

Best Placings:

Men	Omar Al-Salfa	60m: 08-5h4
Women	Bethem Desalegn	3000m: 14-6

UGA / Uganda

Years Entered: 85 / 87 / 93 / 95 / 97 / 99 / 01 / 03 / 04 / 06 / 08 / 12

Placing Tables:

Men	Gold	Silver	Bronze	4th	5th	6th	7th	8th
2001	-	-	-	-	-	-	-	1
2012	-	-	-	-	-	-	-	1
Totals	-	-	-	-	-	-	-	1 1

Best Placings:

Men	Moses Kipsiro	3000m: 12-7
Women	Oliver Acii	60m: 87-4h3
	Edith Nakiyingi	800m: 93-4h2

UKR / Ukraine

Years Entered: 93 / 95 / 97 / 99 / 01 / 03 / 04 / 06 / 08 / 10 / 12 / 14

Placing Tables:

Overall	Gold	Silver	Bronze	4th	5th	6th	7th	8th
1993	1	-	4	3	1	2	-	-
1995	1	-	-	-	1	1	1	-
1997	2	2	-	-	1	-	1	1
1999	1	-	1	-	-	1=	-	-
2001	-	2	-	-	1=	1	-	2
2003	-	1	1	1	4+1=	-	1	2
2004	-	2	1	2	3	1	1	4
2006	2	-	-	-	1	1	2	-
2008	-	1	1	2	-	3	-	1
2010	-	1	-	-	-	1	-	2
2012	1	2	-	-	-	-	1	-
2014	-	1	2	-	1	1	1	1
Totals	8	12	10	8	12+2=	11+1=	8	13

Men	Gold	Silver	Bronze	4th	5th	6th	7th	8th
1993	-	-	1	2	-	1	-	-
1995	1	-	-	-	1	-	-	-
1997	1	1	-	-	-	-	-	-
1999	1	-	1	-	-	1=	-	-
2001	-	1	-	-	-	1	-	2
2003	-	-	1	-	2	-	-	1
2004	-	1	1	-	1	1	1	1
2006	1	-	-	-	-	1	-	-
2008	-	-	-	-	-	1	-	-
2010	-	-	-	-	-	1	-	1
2012	-	1	-	-	-	-	-	-
2014	-	-	1	-	1	1	-	1
Totals	4	4	5	2	5	7+1=	1	6

Women	Gold	Silver	Bronze	4th	5th	6th	7th	8th
1993	1	-	3	1	1	1	-	-
1995	-	-	-	-	-	1	1	-
1997	1	1	-	-	1	-	1	1
2001	-	1	-	-	1=	-	-	-
2003	-	1	-	1	2+1=	-	1	1
2004	-	1	-	2	2	-	-	3
2006	1	-	-	-	1	-	2	-
2008	-	1	1	2	-	2	-	1
2010	-	1	-	-	-	-	-	1
2012	1	1	-	-	-	-	1	-
2014	-	1	1	-	-	-	1	-
Totals	4	8	5	6	7+2=	4	7	7

Medallists:

Men	Aleksandr Bagach	SP: 93-3, 97-2, 99-1
	Yuriy Belonog	SP: 97-1, 99-3, 03-3
	Sergey Bubka	PV: 95-1
	Ivan Heshko	1500m: 04-2, 06-1
	Aleksey Kasyanov	Hep: 12-2
	Andrey Protsenko	HJ: 14-3
	Andrey Sokolovskiy	HJ: 01-2
	Denis Yurchenko	PV: 04-3
Women	Inga Babakova	HJ: 93-3, 97-2, 01-2
	Lyudmila Blonska	Pen: 06-1
	Natalya Dobrynska	Pen: 04-2, 10-2, 12-1
	Inessa Kravets	LJ: 93-3, 03-2; TJ: 93-1
	Natalya Lupu	800m: 12-2
	Vita Palamar	HJ: 08-3
	Vita Pavlysh	SP: 97-1
	Tatyana Petlyuk	800m: 08-2
	Olga Saladukha	TJ: 14-2
	Zhanna Tarnopolskaya	60m: 93-3

(See also URS / USSR)

URS / USSR

Years Entered: 85 / 87 / 89 / 91

Placing Tables:

Overall	Gold	Silver	Bronze	4th	5th	6th	7th	8th
1985	3	1	4	4	1	2	-	-
1987	6	5	4	4	1	-	1	1
1989	4	5	4	3	1	1	1	1
1991	8	6	3+1=	5	4	2+1=	2	1
Totals	21	17	15+1=	16	7	5+1=	4	3

Men	Gold	Silver	Bronze	4th	5th	6th	7th	8th
1985	2	-	2	2	1	-	-	-
1987	3	3	1	1	-	-	1	-
1989	2	1	2	1	-	-	1	-
1991	3	3	1+1=	-	2	1	2	-
Totals	10	7	6+1=	4	3	1	4	-

Women	Gold	Silver	Bronze	4th	5th	6th	7th	8th
1985	1	1	2	2	-	2	-	-
1987	3	2	3	3	1	-	-	1
1989	2	4	2	2	1	1	-	1
1991	5	3	2	5	2	1+1=	-	1
Totals	11	10	9	12	4	4+1=	-	3

Medallists:

Men		
UKR	Gennadiy Avdeyenko	HJ: 87-2
LAT	Jānis Bojārs	SP: 85-3
UKR	Sergey Bubka	PV: 85-1, 87-1, 91-1
UKR	Vassiliy Bubka	PV: 85-3
RUS	Rodion Gataullin	PV: 89-1
RUS	Vladimir Graudyn	800m: 87-2
LAT	Igor Kazanov	60mH: 89-3, 91-2
BLR	Franz Kostyukevich	5000mW: 89-3, 91-3
BLR	Igor Lapshin	TJ: 91-1
KGZ	Igor Paklin	HJ: 87-1
RUS	Oleg Protzenko	TJ: 87-2
UZB	Viktor Ryzhenkov	PV: 91-2
RUS	Mikhail Shchennikov	5000mW: 87-1, 89-1, 91-1
RUS	Sergey Smirnov	SP: 87-3
RUS	Leonid Voloshin	TJ: 91-2
KAZ	Grigoriy Yegorov	PV: 89-2
RUS	Aleksey Yemelin	HJ: 91-3=
RUS	Aleksandr Yevgenyev	200m: 85-1

Women

UKR	Nunu Abashidze	SP: 85-3
BLR	Yelena Belevskaya	LJ: 87-3
UKR	Larysa Berezhnaya	LJ: 89-3, 91-1
RUS	Olga Bondarenko	3000m: 87-2
RUS	Tamara Bykova	HJ: 89-2, 91-2
RUS	Yelizaveta Chernyshova	60mH: 89-1
RUS	Galina Chistyakova	LJ: 89-1
UKR	Lyudmila Dzhalgova	4x400mR: 91-2
BLR	Tatyana Grebenchuk	800m: 89-2
RUS	Lyubov Kiryukhina	800m: 87-3
RUS	Svetlana Kitova	1500m: 87-3, 89-2
UKR	Natalya Kovtun	200m: 89-3
UKR	Inessa Kravets	TJ: 91-1
RUS	Lyubov Kremlyova	3000m: 91-3
RUS	Olga Krishtop	3000mW: 87-1
RUS	Natalya Lisovskaya	SP: 85-1, 87-1, 91-3
LTU	Niole Medvedeva	LJ: 85-3
RUS	Lyudmila Narozhilenko	60mH: 89-2, 91-1
RUS	Margarita Ponomaryova	4x400mR: 91-2
RUS	Tatyana Rodyonova	LJ: 85-2
RUS	Lyudmila Rogachova	1500m: 91-1
UKR	Tatyana Samolenko	1500m: 87-2; 3000m: 87-1

RUS	Irina Sergeyeva	60m: 91-1; 200m: 91-2
UZB	Marina Shmonina	4x400mR: 91-2
UKR	Aelita Yurchenko	4x400mR: 91-2

URU / Uruguay

Years Entered: 89 / 91 / 95 / 01 / 03 / 04 / 06 / 08 / 10 / 12 / 14

Best Placings:

Men	Heber Viera	200m: 01-3h6
Women	Déborah Rodríguez	400m: 12-4h1

USA / United States

Years Entered: 85 / 87 / 89 / 91 / 93 / 95 / 97 / 99 / 01 / 03 / 04 / 06 / 08 / 10 / 12 / 14

Placing Tables:

Overall	Gold	Silver	Bronze	4th	5th	6th	7th	8th
1985	1	2	2	2	3	3	-	2+1=
1987	6	3	2	4	5	3	3	5
1989	4	3	4	5	2	1	1	1
1991	4	1	2	6	2	2+1=	4	5
1993	8	4	5	3	3	5	1=	4
1995	4	5	6	4	1+1=	4	3	1
1997	6	2	6+1=	3	3	2	2	-
1999	3	8	8	3	1	3	-	4
2001	7	6+1=	2	4	2	3	1	-
2003	9	3	3	1	3	-	1	-
2004	4	5	1	5	3	1	-	1
2006	8	3	2	1	1	1	6	2
2008	5	5	2+1=	1	1	3+1=	1	2
2010	8	4	5	3+1=	3	3	1	1
2012	10	3	5	5	1	2+1=	1	1
2014	8	2	2	4	4+1=	3	-	3
Totals	95	59+1=	57+2=	54+1=	38+2=	39+3=	24+1=	32+1=

Men	Gold	Silver	Bronze	4th	5th	6th	7th	8th
1985	-	2	1	1	1	2	-	1+1=
1987	6	2	2	3	4	1	-	2
1989	4	1	4	4	1	1	1	-
1991	3	1	1	4	1	1+1=	-	2
1993	6	2	2	3	-	3	-	2
1995	3	2	3	3	1=	3	1	-
1997	3	1	4	3	2	1	1	-
1999	2	6	3	1	-	2	-	2
2001	5	4	-	2	1	2	-	-
2003	6	2	1	-	2	-	-	-
2004	3	3	-	1	2	1	-	-
2006	6	1	2	-	1	-	2	-
2008	3	3	1=	1	1	1+1=	1	1
2010	4	3	3	1+1=	2	1	1	-
2012	7	1	1	3	-	2+1=	1	-
2014	4	2	1	3	-	2	-	-
Totals	65	36	28+1=	33+1=	18+1=	23+3=	8	10+1=

Women	Gold	Silver	Bronze	4th	5th	6th	7th	8th
1985	1	-	1	1	2	1	-	1
1987	-	1	-	1	1	2	3	3
1989	-	2	-	1	1	-	-	1
1991	1	-	1	2	1	1	4	3
1993	2	2	3	-	3	2	1=	2
1995	1	3	3	1	1	1	2	1
1997	3	1	2+1=	-	1	1	1	-
1999	1	2	5	2	1	1	-	2
2001	2	2+1=	2	2	1	1	1	-

2003	3	1	2	1	1	-	1	-
2004	1	2	1	4	1	-	-	1
2006	2	2	-	1	-	1	4	2
2008	2	2	2	-	-	2	-	1
2010	4	1	2	2	1	2	-	1
2012	3	2	4	2	1	-	-	1
2014	4	-	1	1	4+1=	1	-	3
Totals	30	23+1=	29+1=	21	20+1=	16	16+1=	22

Medallists:

Men	Dominique Arnold	60mH: 06-3
	Jeff Atkinson	1500m: 89-3
	Frank Atwater	4x400mR: 95-1
	Charles Austin	HJ: 97-1, 99-3
	Ricky Babineaux	4x400mR: 14-1 (ran ht)
	Ron Backes	SP: 91-3
	Kirk Baptiste	200m: 87-1
	Randy Barnes	SP: 89-2
	Tony Barton	HJ: 95-3
	Earl Bell	PV: 87-2
	Lajerald Betters	4x400mR: 10-1 (ran ht)
	Marvin Bracy	60m: 14-2
	Terry Brahm	3000m: 87-3
	Kind Butler	4x400mR: 14-1
	Clifton Campbell	4x400mR: 91-2 (ran ht)
	Milton Campbell	400m: 99-2, 01-2; 4x400mR: 99-1, 06-1
	Tonie Campbell	60mH: 87-1
	Christian Cantwell	SP: 04-1, 08-1, 10-1
	LaMark Carter	TJ: 99-2
	Andre Cason	60m: 91-1
	Don Clary	3000m: 85-2
	Bryan Clay	Hep: 04-2, 06-2, 08-1, 10-1
	Will Claye	TJ: 12-1
	Kerron Clement	4x400mR: 10-1 (ran ht)
	Yule Clemons	400m: 14-3; 4x400mR: 14-1
	Mike Conley	LJ: 89-3; TJ: 87-1, 89-1
	Hollis Conway	HJ: 91-1
	Shawn Crawford	60m: 04-2; 200m: 01-1
	Calvin Davis	4x400mR: 95-1
	James Davis	4x400mR: 06-1 (ran ht), 08-1
	Walter Davis	TJ: 03-2, 06-1
	Tony Dees	60mH: 93-3, 97-3
	Joe Dial	PV: 89-3
	Jim Doehring	SP: 93-2
	Ashton Eaton	Hep: 12-1, 14-1
	Mark Everett	4x400mR: 93-1, 97-1; MedleyR: 93-1
	Greg Foster	60mH: 91-1
	Mike Franks	400m: 87-3
	Justin Gatlin	60m: 03-1, 12-1
	John Godina	SP: 97-3, 99-2, 01-1, 03-2
	Sam Graddy	60m: 85-2
	Joe Greene	LJ: 93-2, 97-3
	Maurice Greene	60m: 99-1
	Darnell Hall	400m: 95-1; 4x400mR: 93-1
	Trey Hardee	Hep: 10-2
	Tim Harden	60m: 99-2, 01-1
	Jeff Hartwig	PV: 99-2
	Tye Harvey	PV: 01-2
	Courtney Hawkins	60mH: 95-2
	Reese Hoffa	SP: 04-2, 06-1, 08-2
	Obra Hogans	4x400mR: 06-1 (ran ht)
	C.J. Hunter	SP: 95-2
	Brian Irvin	4x400mR: 93-1
	Bershawn Jackson	4x400mR: 10-1
	Chip Jenkins	4x400mR: 91-2
	Allen Johnson	60mH: 95-1, 03-1, 04-1, 08-2
	Dameon Johnson	4x400mR: 99-1
	Lawrence Johnson	PV: 97-2, 01-1

Dusty Jonas	HJ: 10-3
Rich Kenah	800m: 97-3
Roger Kingdom	60mH: 89-1
David Krummenacker	800m: 03-1
Bernard Lagat	3000m: 10-1, 12-1, 14-2
Kevin Little	200m: 89-3, 93-3, 97-1, 99-3; MedleyR: 93-1
Tod Long	4x400mR: 95-1
Andra Manson	HJ: 08-3=
Sean Maye	4x400mR: 97-1
Antonio McKay	400m: 87-1, 89-1; 4x400mR: 91-2
	60m: 87-1
	60mH: 12-1
Lee McRae	4x400mR: 06-1
Aries Merritt	4x400mR: 97-1, 99-1
LaShawn Merritt	4x400mR: 97-1, 99-1
Deon Minor	4x400mR: 12-1
Manteo Mitchell	60m: 01-2
Tim Montgomery	4x400mR: 99-1
Andre Morris	LJ: 87-1, 89-1
Larry Myricks	1500m: 95-3
Eric Nedeau	SP: 01-2
Adam Nelson	4x400mR: 08-1, 10-1
Greg Nixon	Hep: 93-1
Dan O'Brien	60mH: 10-3
David Oliver	60mH: 14-1
Omo Osaghae	Hep: 03-1
Tom Pappas	4x400mR: 14-1 (ran ht)
Clayton Parros	LJ: 03-3
Miguel Pate	LJ: 03-1
Dwight Phillips	4x400mR: 91-2
Raymond Pierre	400m: 93-1; MedleyR: 93-1
Butch Reynolds	4x400mR: 12-1
Gil Roberts	4x400mR: 99-1 (ran ht)
Khadevis Robinson	60m: 10-2
Mike Rodgers	4x400mR: 93-1, 97-1
Jason Rouser	400m: 85-3
Mark Rowe	60m: 06-1
Leonard Scott	4x400mR: 12-1, 14-1
Calvin Smith	4x400mR: 91-2 (ran ht)
Willie Smith	4x400mR: 06-1
Wallace Spearmon	4x400mR: 08-1 (ran ht)
Joel Stallworth	LJ: 04-1
Savanté Stringfellow	SP: 93-1
Mike Stulce	4x400mR: 12-1 (ran ht)
Quentin Summers	4x400mR: 10-1
Tavaris Tate	TJ: 12-2
Christian Taylor	4x400mR: 95-1
Rod Tolbert	60mH: 99-2
Reggie Torian	400m: 10-3; 4x400mR: 08-1, 10-1, 12-1 (ran ht)
Jamaal Torrance	60m: 06-3; 60mH: 01-1, 06-1, 10-2
Terrence Trammell	200m: 93-1; MedleyR: 93-1
	4x400mR: 91-2
James Trapp	4x400mR: 14-1
Andrew Valmon	LJ: 95-3, 99-3
David Verburg	PV: 06-1, 08-2, 12-3
Erick Walder	400m: 03-1; 4x400mR: 06-1
Brad Walker	SP: 12-1, 14-1
Tyree Washington	4x400mR: 08-1
Ryan Whiting	60m: 87-2
Kelly Willie	4x400mR: 12-1
Mark Witherspoon	4x400mR: 12-1
Frankie Wright	4x400mR: 03-3
Megan Addy	60mH: 14-1
Nia Ali	4x400mR: 14-1
Joanna Atkins	60m: 06-1
Me'Lisa Barber	4x400mR: 08-3
Miriam Barnes	MedleyR: 93-1
Kim Batten	4x400mR: 93-2, 97-2
Natasha Brown	

Women

Dawn Burrell LJ: 01-1
 Kym Carter Pen: 95-2, 97-3
 Michelle Carter SP: 12-3
Joetta Clark 800m: 93-3, 97-3; **MedleyR: 93-1**
 Leslie Cole 4x400mR: 12-2
 Michelle Collins 4x400mR: 99-3
 Shayne Culpepper 3000m: 04-3
 Mary Danner 4x400mR: 03-3, 06-2
 Candice Davis 60mH: 08-2
 Kia Davis 4x400mR: 06-2 (ran ht)
 Sharon Day-Monroe Pen: 14-4
 Janay DeLoach LJ: 12-2
 Terri Dendy 4x400mR: 91-3, 93-2
Gail Devers 60m: 93-1, 97-1, 99-2, 04-1; 60mH: 03-1, 04-2
 Cheryl Dickey 60mH: 97-3=
Diane Dixon 400m: 85-7, 89-2, 91-1; 4x400mR: 91-3
 Tanya Dooley 4x400mR: 95-3
Stacy Dragila PV: 97-1, 04-2
Debbie Dunn 400m: 10-1; 4x400mR: 06-2, 10-1
 Torri Edwards 60m: 03-2
 Zundra Feagin-Alexander 4x400mR: 99-3
Allyson Felix 4x400mR: 10-1
 LaVonna Floreal 60mH: 93-2
 Chryste Gaines 60m: 01-3
 Kim Graham 4x400mR: 95-3
 Carlette Guidry-White 60m: 95-3; 4x400mR: 97-2 (ran ht)
Monica Hargrove 4x400mR: 06-2, 14-1 (ran ht)
 Flirtisha Harris 4x400mR: 95-3
Natasha Hastings 400m: 12-3; 4x400mR: 10-1, 12-2, 14-1
Jernail Hayes 4x400mR: 12-2, 14-1 (ran ht)
 Monique Hennagan 4x400mR: 99-3, 03-3
 Anita Howard 4x400mR: 97-2
 Tiombe Hurd TJ: 01-3
Regina Jacobs 1500m: 95-1, 03-1; 3000m: 99-3
 LaTasha Jenkins 200m: 01-2
 Lynn Jennings 3000m: 93-3, 95-2
 Carmelita Jeter 60m: 10-2
 Alysia Johnson 800m: 10-3
Lolo Jones 60mH: 08-1, 10-1
Anjanette Kirkland 60mH: 01-1
 Lillie Leatherwood 400m: 87-2; 4x400mR: 91-3
Chaunté Lowe HJ: 10-3, 12-1
Tianna Madison 60m: 12-3, 14-3; LJ: 06-1
Francena McCorory 400m: 14-1; 4x400mR: 14-1
 Jearl Miles Clark 400m: 93-3, 97-1, 99-3; 4x400mR: 91-3, 97-2; **MedleyR: 93-1**
 Erica Moore 800m: 12-3
 Melissa Morrison 60mH: 03-3
DeDee Nathan Pen: 99-1
 Joan Nesbit 3000m: 95-3
 Nelrae Pasha 4x400mR: 95-3
 Angel Perkins 4x400mR: 08-3
 PattiSue Plumer 3000m: 85-3
 Shanelle Porter 4x400mR: 97-2, 99-3
Chanelle Price 800m: 14-1
 Connie Price-Smith SP: 95-2
Brittney Reese LJ: 10-1, 12-1
Sanya Richards-Ross 400m: 12-1; 4x400mR: 12-2
 Moushaumi Robinson 4x400mR: 08-3
 Tiffany Ross-Williams 4x400mR: 06-2
 Jenn Stuczynski PV: 08-2

Kellie Suttle PV: 01-2=
Cassandra Tate 4x400mR: 14-1
 Brenda Taylor 4x400mR: 03-3
 Gwen Torrence 60m: 89-2
DeeDee Trotter 4x400mR: 10-1
 Teri Tunks SP: 99-3
Wenda Vereen **MedleyR: 93-1**
 Tisha Waller HJ: 99-3
 Dyan Webber 4x400mR: 93-2
Angela Williams 60m: 01-2, 03-1, 08-1
 Lauryn Williams 60m: 06-2
 Shana Williams LJ: 99-2
 Trevaia Williams 4x400mR: 93-2
 Shareese Woods 400m: 08-3; 4x400mR: 08-3

UZB / Uzbekistan

Years Entered: 93 / 95 / 99 / 01 / 03 / 04 / 06 / 08 / 10 / 12 / 14

Placing Tables:

Women	Gold	Silver	Bronze	4th	5th	6th	7th	8th
2010	-	-	-	-	-	-	1+1=	-
2012	-	-	-	-	-	-	-	1
Totals	-	-	-	-	-	-	1+1=	1

Best Placings:

Men	Konstantin Sarnatskiy	LJ: 95-11
Women	Nadiya Dusanova	HJ: 10-7=
	Yuliya Tarasova	LJ: 10-7

(See also URS / USSR)

VAN / Vanuatu

Years Entered: 08 / 10 / 12

Best Placings:

Men	Moses Kamut	60m: 10-5h5
Women	Daphne Nalawas	60m: 12-6h6

VEN / Venezuela

Years Entered: 89 / 08 / 10 / 12

Best Placings:

Men	William Wuycke	800m: 89-6s2
Women	Verónica Davis	TJ: 10-16Q

VIN / Saint Vincent and the Grenadines

Years Entered: 87 / 95 / 97 / 03 / 04 / 06 / 08 / 10 / 12 / 14

Best Placings:

Men	Eswort Coombs	400m: 95-5s1
Women	Natasha Mayers	60m: 03-3s1

YEM / Yemen

Year Entered: 85

Best Placings:

Men		
PRY	Mohamed Samantar	200m: 85-5h4
Women		
PRY	Hikmat Bartouche	60m: 85-5h3

YUG / Yugoslavia (later SCG / Serbia & Montenegro, then
SRB / Serbia)

Years Entered: 85 / 87 / 89 / 91 / 95 / 97 / 99 / 01 / 03

Placing Tables:

Overall	Gold	Silver	Bronze	4th	5th	6th	7th	8th
1987	-	-	-	1	-	1	-	-
1989	-	-	-	2	-	1	-	-
1991	-	-	-	1	1	-	-	-
1995	-	-	1	-	-	1	-	-
1997	-	-	1	-	-	-	-	-
2003	-	-	-	1	-	-	-	-
Totals	-	-	2	5	1	3	-	-

Men	Gold	Silver	Bronze	4th	5th	6th	7th	8th
1987	-	-	-	-	-	1	-	-
1989	-	-	-	1	-	1	-	-
1991	-	-	-	-	1	-	-	-
1995	-	-	1	-	-	1	-	-
1997	-	-	1	-	-	-	-	-
2003	-	-	-	1	-	-	-	-
Totals	-	-	2	2	1	3	-	-

Women	Gold	Silver	Bronze	4th	5th	6th	7th	8th
1987	-	-	-	1	-	-	-	-
1989	-	-	-	1	-	-	-	-
1991	-	-	-	1	-	-	-	-
Totals	-	-	-	3	-	-	-	-

Medallists:

Men		
SRB	Dragan Perić	SP: 95-3
SRB	Dragutin Topić	HJ: 97-3
Men	No medals; best placings:	
CRO	Slobodanka Čolović	800m: 87-4
SRB	Tamara Malešev	TJ: 91-4
CRO	Bijana Petrović	HJ: 89-4

ZAM / Zambia

Years Entered: 89 / 91 / 93 / 97 / 99 / 01 / 03 / 04 / 06 / 08 /
12 / 14

Placing Tables:

Men	Gold	Silver	Bronze	4th	5th	6th	7th	8th
2014	-	-	-	-	1	-	-	-
Totals	-	-	-	-	1	-	-	-

Best Placings:

Men	Gerald Phiri	60m: 14-5
Women	Racheal Nachula	400m: 08-4s1

ZIM / Zimbabwe

Years Entered: 87 / 97 / 99 / 01 / 04 / 10 / 14

Placing Tables:

Men	Gold	Silver	Bronze	4th	5th	6th	7th	8th
1999	-	-	-	-	-	1	-	-
Totals	-	-	-	-	-	1	-	-

Best Placings:

Men	Savieri Ngidhi	800m: 99-6
Women	No competitors	



WORLD INDOOR ALL-TIME LISTS

Where known, the country of origin of athletes representing the former Czechoslovakia or USSR states is given
Lists as at January 31, 2016

MARK	NAME & COUNTRY	BORN	PLACE & VENUE	DATE	MARK	NAME & COUNTRY	BORN	PLACE & VENUE	DATE
50 Metres									
5.56A	Donovan Bailey CAN	67	1 Reno	9 Feb 96	6.49	Michael Green JAM	70	1 Liévin	16 Feb 97
5.56	Maurice Greene USA	74	1 Los Angeles	13 Feb 99	6.49	Ato Boldon TTO	73	1 Birmingham	23 Feb 97
5.58+	Leonard Scott USA	50	1 Liévin	26 Feb 05	6.49	Randall Evans USA	70	1 Atlanta	1 Mar 97
5.61	Manfred Kokot GDR	48	1h Berlin (DH)	4 Feb 73	6.49	Freddy Mayola CUB	77	2r2 Madrid	16 Feb 00
5.61	James Sanford USA	57	1 San Diego	20 Feb 81	6.49	Coby Miller USA	76	1h3 Gent	9 Feb 03
5.61+	Michael Green JAM	70	1 Liévin	16 Feb 97	6.49	Olusoji Fasuba NGR	84	1 Stuttgart	3 Feb 07
5.61+	Deji Aliu NGR	75	1 Liévin	21 Feb 99	6.49	Nesta Carter JAM	85	2 Birmingham	18 Feb 12
5.61	Jason Gardener GBR	75	1r2 Madrid	16 Feb 00	6.49A	D'Angelo Cherry USA	90	1 Albuquerque	3 Mar 13
5.61	Freddy Mayola CUB	77	2r2 Madrid	16 Feb 00	6.49	Yunier Pérez CUB	85	1 Moskva	2 Feb 14
5.62	Emmit King USA	59	1 Kobe	5 Mar 86	6.49	Richard Kilty GBR	89	1 Sopot	8 Mar 14
	(10)				<i>Questionable course length</i>				
5.62	Andre Cason USA	69	1 Los Angeles	15 Feb 92	6.38	Houston McTeer USA	57	1 Long Beach	5 Jan 80
5.62+	Eric Nkansah GHA	74	2 Liévin	21 Feb 99	6.41	Harvey Glance USA	57	2 Long Beach	5 Jan 80
5.62+	Morne Nagel RSA	78	1h1 Liévin	24 Feb 02	<i>Doubtful timing</i>				
<i>Doping violation</i>									
5.55	Ben Johnson CAN	61	(1) Ottawa	31 Jan 87	6.49	Vitaliy Savin URS/KAZ	66	1 Moskva	23 Feb 91
60 Metres									
6.39	Maurice Greene USA	74	1r1 Madrid	3 Feb 98	<i>Doping violation</i>				
6.39	Greene		1s1 Atlanta	3 Mar 01	6.41	Ben Johnson CAN	61	(1) Indianapolis	7 Mar 87
6.40	Greene		1s1 Atlanta	27 Feb 99	6.44	Johnson		(1) Osaka	15 Jan 87
6.41	Andre Cason USA	69	1 Madrid	14 Feb 92	6.44	Johnson		(1) Edmonton	21 Feb 87
6.41	Greene		1r2 Stuttgart	1 Feb 98	6.48	Tim Montgomery USA	75	(1) Dortmund	27 Jan 02
6.42	Greene		1 Maebashi	7 Mar 99	6.49A	Ivory Williams USA	85	(1) Albuquerque	28 Feb 10
6.42	Dwain Chambers GBR	78	1s2 Torino (OL)	7 Mar 09	200 Metres				
6.43	Greene		1h3 Stuttgart	1 Feb 98	19.92	Frankie Fredericks NAM	67	1r1 Liévin	18 Feb 96
6.43	Tim Harden USA	74	2 Maebashi	7 Mar 99	20.10	Wallace Spearmon USA	84	1r2 Fayetteville	11 Mar 05
6.44	Harden		1 Atlanta	27 Feb 99	20.19	Trayvon Bromell USA	95	1 Fayetteville	14 Mar 15
6.44	Harden		1 Lisboa	11 Mar 01	20.25	Linford Christie GBR	60	1r1 Liévin	19 Feb 95
	(11/4)				20.26	Obadele Thompson BAR	76	2 Maebashi	6 Mar 99
6.45	Bruny Surin CAN	67	1 Liévin	13 Feb 93	20.26	Shawn Crawford USA	78	1r2 Fayetteville	10 Mar 00
6.45A	Leonard Myles-Mills GHA	73	1 Colorado Springs	20 Feb 99	20.26	John Capel USA	78	2r2 Fayetteville	10 Mar 00
6.45A	Terrence Trammell USA	78	1 Pocatello	17 Feb 01	20.26	Andre De Grasse CAN	94	1 Fayetteville	14 Mar 15
6.45	Justin Gatlin USA	82	1 Boston (Roxbury)	1 Mar 03	20.27	Walter Dix USA	86	1r2 Fayetteville	10 Mar 06
6.45	Ronald Pognon FRA	82	1 Karlsruhe	13 Feb 05	20.30	Xavier Carter USA	85	2r2 Fayetteville	10 Mar 06
6.45A	Trell Kimmons USA	85	1 Albuquerque	26 Feb 12	400 Metres				
	(10)				* = 440-yard auto time less 0.26				
6.46	Jon Drummond USA	68	2r2 Stuttgart	1 Feb 98	' = 440-yard hand time less 0.3				
6.46A	Marcus Brunson USA	78	1 Flagstaff	30 Jan 99	X = Four-turn stagger				
6.46	Jason Gardener GBR	75	3 Maebashi	7 Mar 99	44.57	Kerron Clement USA	85	1r2 Fayetteville	12 Mar 05
6.46	Tim Montgomery USA	75	2 Lisboa	11 Mar 01	44.63	Michael Johnson USA	67	1 Atlanta	4 Mar 95
6.46	Leonard Scott USA	80	1 Liévin	26 Feb 05	44.66	Johnson		1 Atlanta	2 Mar 96
6.47	Linford Christie GBR	60	1 Liévin	19 Feb 95	44.80	Kirani James GRN	92	1r2 Fayetteville	27 Feb 11
6.47	Shawn Crawford USA	78	1 Boston (Roxbury)	28 Feb 04	44.93	LaShawn Merritt USA	86	1 Fayetteville	11 Feb 05
6.47	Dwight Phillips USA	77	1 Madrid	24 Feb 05	44.97A	Johnson		1 Reno	10 Feb 95
6.47	Lerone Clarke JAM	81	1 Birmingham	18 Feb 12	45.02	Danny Everett USA	66	1r1 Stuttgart	2 Feb 92
6.47	James Dasaolu GBR	87	1h2 Birmingham	15 Feb 14	45.03	Torrin Lawrence USA	89	1r2 Fayetteville	12 Feb 10
	(20)				45.03	Deon Lawrence TTO	92	1 College Station	1 Mar 14
6.47	Kim Collins SKN	76	1 Łódź	17 Feb 15	45.05	Thomas Schönlebe GDR	65	1 Sindelfingen	5 Feb 88
6.48	Leroy Burrell USA	67	1 Madrid	13 Feb 91	45.05X	Everett		1r2 Stuttgart	4 Feb 90
6.48	Deji Aliu NGR	75	1 Liévin	21 Feb 99	45.05	Alvin Harrison USA	74	1 Atlanta	28 Feb 98
6.48	Morne Nagel RSA	78	1 Dortmund	27 Jan 02		(12/9)			
6.48	John Capel USA	78	2 Fayetteville	15 Feb 03	45.11	Nery Brenes CRC	85	1 Istanbul	10 Mar 12
6.48A	Michael Rodgers USA	85	1 Albuquerque	27 Feb 11		(10)			
6.48	Jimmy Vicaut FRA	92	1 Göteborg	2 Mar 13	45.17	Lalonde Gordon TTO	88	1 Boston	8 Feb 14
6.48	Marvin Bracy USA	93	1 Albuquerque	23 Feb 14	45.18	Calvin Harrison USA	74	2 Atlanta	28 Feb 98
6.49	Mark McKoy CAN	61	1 Karlsruhe	6 Mar 93	45.20	Bralon Taplin GRN	92	1 College Station	16 Jan 16
6.49	Colin Jackson GBR	67	1 Paris (Bercy)	11 Mar 94	45.21	Tony McQuay USA	88	1r1 Fayetteville	27 Feb 11

MARK	NAME & COUNTRY	BORN	PLACE & VENUE	DATE	MARK	NAME & COUNTRY	BORN	PLACE & VENUE	DATE
3000 Metres					60 Metres Hurdles				
7:24.90	Daniel Komen KEN	76	1 Budapest (SC)	6 Feb 98	7.30	Colin Jackson GBR	67	1 Sindelfingen	6 Mar 94
7:26.15	Haile Gebrselassie ETH	73	1 Karlsruhe	25 Jan 98	7.33	Dayron Robles CUB	86	1 Düsseldorf	8 Feb 08
7:26.80	Gebrselassie	1	1 Karlsruhe	24 Jan 99	7.34	Robles	1	1 Doha	14 Mar 10
7:27.80	Yenew Alamirew ETH	90	1 Stuttgart	5 Feb 11	7.36	Greg Foster USA	58	1 Los Angeles	16 Jan 87
7:27.93	Komen	1	1 Stuttgart	1 Feb 98	7.36	Jackson	1	1 Glasgow	12 Feb 94
7:28.00	Augustine Choge KEN	87	2 Stuttgart	5 Feb 11	7.36	Allen Johnson USA	71	1 Budapest (SA)	6 Mar 04
7:28.29	Gebrselassie	1	1 Karlsruhe	28 Feb 03	7.36	Robles	1	1 Stuttgart	2 Feb 08
7:29.34	Gebrselassie	1	1 Karlsruhe	15 Feb 04	7.36	Terrence Trammell USA	78	2 Doha	14 Mar 10
7:29.37	Eliud Kipchoge KEN	84	3 Stuttgart	5 Feb 11	7.37	Roger Kingdom USA	62	1 Pireás	8 Mar 89
7:29.94	Choge	1	1 Karlsruhe	12 Feb 12	7.37	Anier Garcia CUB	76	1 Pireás	9 Feb 00
7:29.94	Edwin Soi KEN	86	2 Karlsruhe	12 Feb 12	7.37	Anthony Dees USA	63	1 Chemnitz	18 Feb 00
	(11/6)				7.37	Trammell	1	1 Boston (Roxbury)	1 Mar 09
7:30.16	Galen Rupp USA	86	1 Stockholm	21 Feb 13	7.37	David Oliver USA	82	1 Stuttgart	5 Feb 11
7:30.51	Kenenisa Bekele ETH	82	1 Stockholm	20 Feb 07		(13/9)			
7:31.09	Tariku Bekele ETH	87	1 Stuttgart	2 Feb 08	7.38	Mark Crear USA	68	1 Sindelfingen	8 Mar 98
7:31.66	Caleb Ndiku KEN	92	2 Stockholm	21 Feb 13		(10)			
	(10)				7.38	Reggie Torian USA	75	1 Atlanta	27 Feb 99
7:32.02	Sammy Mutahi KEN	89	3 Stockholm	10 Feb 10	7.40A	Dexter Faulk USA	84	1h3 Albuquerque	25 Feb 12
7:32.41	Sergio Sánchez ESP	82	1 Valencia	13 Feb 10	7.41	Mark McKoy CAN	61	1 Toronto (SD)	14 Mar 93
7:32.43	Bernard Lagat USA	74	1 Birmingham	17 Feb 07	7.41	Courtney Hawkins USA	67	2 Barcelona	12 Mar 95
7:32.69	Markos Geneti ETH	84	2 Birmingham	17 Feb 07	7.41	Falk Balzer GER	73	1h2 Chemnitz	29 Jan 99
7:32.78	Paul Kipsiele Koehc KEN	81	4 Stockholm	10 Feb 10	7.41	Liu Xiang CHN	83	1 Birmingham	18 Feb 12
7:32.87	Hagos Gebrihwet ETH	94	1 Boston	2 Feb 13	7.42	Igor Kazanov URS/LAT	63	1r1 Moskva	25 Feb 89
7:32.89	Isiah Koehc KEN	93	2 Liévin	14 Feb 12	7.42	Tony Jarrett GBR	68	2 Liévin	19 Feb 95
7:32.98	Alberto García ESP	71	1 Sevilla	22 Feb 03	7.42	Ladji Doucouré FRA	83	1 Liévin	26 Feb 05
7:33.1+	Mohamed Farah GBR	83	1 Birmingham	21 Feb 15	7.43	Duane Ross USA	72	1 Atlanta	28 Feb 98
7:33.73+	Hicham El Guerrouj MAR	74	1 Liévin	23 Feb 03		(20)			
	(20)				7.43A	Aries Merritt USA	85	1 Albuquerque	26 Feb 12
7:33.73	Bouabdellah Tahri FRA	78	5 Stockholm	10 Feb 10	7.44	Elmar Lichtenegger AUT	74	2 Wien	2 Mar 02
7:34.05	Abraham Cherkos ETH	89	1 Valencia	14 Feb 09	7.44	Larry Wade USA	74	2 Fayetteville	15 Feb 03
7:34.14	Dejen Gebremeskel ETH	89	2 Stockholm	23 Feb 12	7.44	Yevgeniy Borisov RUS	84	1 Moskva	16 Feb 08
7:34.50	Craig Mottram AUS	80	1 Boston (Roxbury)	26 Jan 08	7.44	Petr Svoboda CZE	84	1 Praha (Stromovka)	27 Feb 10
7:34.81	Thomas Longosiwa KEN	82	4 Liévin	14 Feb 12	7.45	Yoel Hernández CUB	77	2 Erfurt	2 Feb 00
7:34.87	Ryan Hill USA	90	3 Boston	8 Feb 14	7.45	Pascal Martinot-Lagarde FRA	91	1 Mondeville	1 Feb 14
7:34.92	Abdelaati Igider MAR	87	3 Stockholm	21 Feb 13	7.45	Omo Osaghae USA	88	1 Sopot	9 Mar 14
7:35.15	Moses Kiptanui KEN	70	1 Gent	12 Feb 95	7.45	Orlando Ortega CUB	91	1 Łódź	17 Feb 15
7:35.65	Boaz Cheboiywo KEN	78	1 Fayetteville	10 Feb 06	7.45	Omar McLeod JAM	94	1 Fayetteville	14 Mar 15
7:35.84	Million Wolde ETH	79	1 Stuttgart	6 Feb 00		(30)			
	(30)								
5000 Metres					<i>Rolling start</i>				
12:49.60	Kenenisa Bekele ETH	82	1 Birmingham	20 Feb 04	7.40	Yoel Hernández CUB	77	2 Madrid	16 Feb 00
12:50.38	Haile Gebrselassie ETH	73	1 Birmingham	14 Feb 99	<i>Results annulled because false start not called</i>				
12:51.48	Daniel Komen KEN	76	1 Stockholm	19 Feb 98	7.34	Falk Balzer GER	73	1 Stuttgart	7 Feb 99
12:53.29	Isiah Koehc KEN	91	1 Düsseldorf	11 Feb 11	7.39	Colin Jackson GBR	67	2 Stuttgart	7 Feb 99
12:55.72	Eliud Kipchoge KEN	84	2 Düsseldorf	11 Feb 11	High Jump				
12:58.67	Thomas Longosiwa KEN	82	1 Düsseldorf	10 Feb 12	2.43	Javier Sotomayor CUB	67	1 Budapest (SC)	4 Mar 89
13:01.26	Galen Rupp USA	86	1 Boston	16 Jan 14	2.42	Carlo Thränhardt FRG	57	1 Berlin (Schöneberg)	26 Feb 88
13:02.69	Paul Kipsiele Koehc KEN	81	3 Düsseldorf	10 Feb 12	2.42	Ivan Ukhov RUS	86	1 Praha	25 Feb 14
13:04.18	Yitayal Atnafu ETH	93	4 Düsseldorf	10 Feb 12	2.41	Patrick Sjöberg SWE	65	1 Pireás	1 Feb 87
13:04.35	Samuel Chelanga KEN	85	2 Boston	16 Jan 14	2.41	Sotomayor	1	1 Toronto (SD)	14 Mar 93
					2.41	Ukhov	1	1 Chelyabinsk	16 Jan 14
					2.41	Mutaz Essa Barshim QAT	91	1 Athlone	18 Feb 15
					2.40	Thränhardt	1	1 Simmerath	16 Jan 87
					2.40	Sjöberg	1	1 Berlin (Schöneberg)	27 Feb 87
					2.40	Hollis Conway USA	67	1 Sevilla	10 Mar 91
					2.40	Sotomayor	1	1 Wuppertal	4 Feb 94
6.25	Mark McKoy CAN	61	1h1 Kobe	5 Mar 86	2.40	Sotomayor	1	1 Birmingham	26 Feb 94
6.35	Greg Foster USA	58	1h3 Rosemont	27 Jan 85	2.40	Stefan Holm SWE	76	1 Madrid	6 Mar 05
6.36	Renaldo Nehemiah USA	59	1 Edmonton	3 Feb 79	2.40	Ukhov	1	1 Pireás	25 Feb 09
6.36+	Duane Ross USA	72	1 Liévin	21 Feb 99	2.40	Ukhov	1	1 Arnstadt	8 Feb 14
6.36+	Anier Garcia CUB	76	1 Liévin	13 Feb 00	2.40	Aleksey Dmitrik RUS	84	2 Arnstadt	8 Feb 14
6.36+	Ladji Doucouré FRA	83	1 Liévin	26 Feb 05	2.40	Barshim	1	1 Banská Bystrica	4 Feb 15
6.37	Anthony Dees USA	63	2 Liévin	13 Feb 00		(17/8)			
6.39+	Dayron Robles CUB	86	1 Stockholm	21 Feb 08	2.39	Dietmar Mögenburg FRG	61	1 Köln	24 Feb 85
6.40	Colin Jackson GBR	67	2r2 Budapest (SC)	5 Feb 99	2.39	Ralf Sonn GER	67	1 Berlin (Schöneberg)	1 Mar 91
6.40+	Allen Johnson USA	71	2 Liévin	26 Feb 05		(10)			
6.40+	Shamar Sands BAH	85	1 Liévin	10 Feb 09					

MARK	NAME & COUNTRY	BORN	PLACE & VENUE	DATE	MARK	NAME & COUNTRY	BORN	PLACE & VENUE	DATE
2.38	Igor Paklin URS/KGZ	63	1 Indianapolis	7 Mar 87	Long Jump				
2.38	Gennadiy Ardyeyenko URS/UKR	63	2 Indianapolis	7 Mar 87	8.79	Carl Lewis USA	61	1 New York	27 Jan 84
2.38	Steve Smith GBR	73	2 Wuppertal	4 Feb 94	8.71	Sebastian Bayer GER	86	1 Torino (OL)	8 Mar 09
2.38	Hendrik Beyer GER	72	1 Weinheim	18 Mar 94	8.62	Iván Pedroso CUB	72	1 Maebashi	7 Mar 99
2.38	Sorin Matei ROU	63	1 Wuppertal	3 Feb 95	8.60	Pedroso	1	1 Liévin	16 Feb 97
2.38	Matt Hemingway USA	72	1 Atlanta	4 Mar 00	8.59	Miguel Pate USA	79	1 New York (Armory)	1 Mar 02
2.38	Yaroslav Rybakov RUS	80	1 Stockholm	15 Feb 05	8.56	Lewis	1	1 East Rutherford	16 Jan 82
2.38	Linus Thörnblad SWE	85	2 Göteborg	25 Feb 07	8.56	Yago Lamela ESP	77	2 Maebashi	7 Mar 99
2.37	Artur Partyka POL	69	1 Sulingen	3 Feb 91	8.55	Lewis	1	1 New York	26 Feb 82
2.37	Dalton Grant GBR	66	1 Paris (Bercy)	13 Mar 94	8.55	Lewis	1	1 East Rutherford	11 Feb 84
	(20)				8.54	Lewis	1	1 New York	28 Jan 83
2.37	Charles Austin USA	67	1 Atlanta	2 Mar 96	(10/5)				
2.37	Vyacheslav Voronin RUS	74	1 Glasgow	5 Mar 00	8.49	Robert Emmiyan URS/ARM	65	1 Liévin	21 Feb 87
2.37	Jaroslav Bába CZE	84	2 Arnstadt	5 Feb 05	8.45	Larry Myricks USA	56	1 Liévin	27 Jan 90
2.37	Andrey Silnov RUS	84	1 Arnstadt	2 Feb 08	8.44	Mike Powell USA	63	1 Budapest (SC)	5 Feb 93
2.36A	Jim Howard USA	59	1 Albuquerque	25 Jan 86	8.43	Stanislav Tarasenko RUS	66	1 Moskva	26 Jan 94
2.36	Ján Zvara TCH/SVK	63	1 Jablonec	14 Feb 87	8.43	Erick Walder USA	71	1 Indianapolis	11 Mar 94
2.36	Sergey Malchenko URS/RUS	63	1 Moskva	9 Jan 88	(10)				
2.36	Gerd Nagel FRG	57	1 Sulingen	17 Mar 89	8.42	Irving Saladino PAN	83	1 Athina (Peania)	13 Feb 08
2.36	Steinar Hoen NOR	71	1 Balingen	12 Feb 94	8.41	Kirill Sosunov RUS	75	2 Paris (Bercy)	8 Mar 97
2.36	Troy Kemp BAH	66	2 Weinheim	18 Mar 94	8.41	Joe Greene USA	67	3 Paris (Bercy)	8 Mar 97
	(30)				8.41	Savanté Stringfellow USA	78	1c2 Fayetteville	13 Feb 04
2.36	Andrey Sokolovskiy UKR	78	1 Banská Bystrica	14 Feb 06	8.40	James Beckford JAM	75	2 Madrid	9 Feb 96
2.36	Andrey Teryoshin RUS	82	1 Moskva	17 Feb 06	8.39	Jarrion Lawson USA	94	1 Albuquerque	14 Mar 14
2.36	Jesse Williams USA	83	2 Banská Bystrica	11 Feb 09	8.38	Vitaliy Shkurlatov RUS	79	1 Samara	30 Jan 00
2.36	Andrii Protsenko UKR	88	3 Sopot	9 Mar 14	8.37	Joan Lino Martínez ESP	78	1 Madrid	6 Mar 05
					8.36	Ignisious Gaisah GHA	83	1 Stockholm	2 Feb 06
					8.34	Llewellyn Starks USA	67	1 Stuttgart	2 Feb 92
					(20)				
					8.33	Reggie Kelly USA	62	1 Jackson	3 Dec 83
					8.33	Roman Shchurenko UKR	76	1 Kyiv	17 Feb 02
					8.32	Vladimir Ochkhan URS/UKR	68	1 Vilnius	10 Jan 88
					8.31	Mike Conley USA	62	1 Rosemont	16 Feb 86
					8.31	Aleksandr Menkov RUS	90	1 Göteborg	3 Mar 13
					8.30	Bob Beamon USA	46	1 Detroit	15 Mar 68
					8.30	Ivaylo Mladenov BUL	73	1 Pireas	28 Feb 94
					8.30	Bogdan Țăruș ROU	75	1 București	29 Jan 00
					8.30	Andrew Howe ITA	85	1 Birmingham	4 Mar 07
					8.30	Michel Tornéus SWE	86	1 Praha	6 Mar 15
					(30)				
					<i>Insufficient sand (low pit)</i>				
					8.37	Sean Robbins USA	72	1 Bowling Green	10 Feb 96
					Triple Jump				
					17.92	Teddy Tamgho FRA	89	1 Paris (Bercy)	6 Mar 11
					17.91	Tamgho	1	1 Aubière	20 Feb 11
					17.90	Tamgho	1	1 Doha	14 Mar 10
					17.83	Aliecer Urrutia CUB	74	1 Sindelfingen	1 Mar 97
					17.83	Christian Olsson SWE	80	1 Budapest (SA)	7 Mar 04
					17.80	Olsson	1	1 Göteborg (S)	5 Mar 02
					17.77	Leonid Voloshin RUS	66	1 Grenoble	6 Feb 94
					17.76	Mike Conley USA	62	1 New York	27 Feb 87
					17.75	Phillips Idowu GBR	78	1 Valencia	9 Mar 08
					17.74	Marian Oprea ROU	82	1 București	18 Feb 06
					(10/7)				
					17.73	Walter Davis USA	79	1 Moskva	12 Mar 06
					17.73	Fabrizio Donato ITA	76	2 Paris (Bercy)	6 Mar 11
					17.72	Brian Wellman BER	67	1 Barcelona	12 Mar 95
					(10)				
					17.70	Will Claye USA	91	1 Istanbul	11 Mar 12
					17.70	Daniele Greco ITA	89	1 Göteborg	2 Mar 13
					17.69	Yoadri Betanzos CUB	82	2 Doha	14 Mar 10
					17.67	Oleg Protosenko URS/RUS	63	1 Osaka	15 Jan 87
					17.64	Jonathan Edwards GBR	66	1 Birmingham	15 Feb 98
					17.63	Christian Taylor USA	90	2 Istanbul	11 Mar 12
					17.62	Yoelbi Quesada CUB	73	2 Barcelona	12 Mar 95

MARK	NAME & COUNTRY	BORN	PLACE & VENUE	DATE	MARK	NAME & COUNTRY	BORN	PLACE & VENUE	DATE		
17.62	Yoel García CUB	73	2 Sindelfingen	1 Mar 97	Heptathlon						
17.59	Pierre Camara FRA	65	1 Toronto (SD)	13 Mar 93	6645	Ashton Eaton USA	88	1 Istanbul	10 Mar 12		
17.56	Jadel Gregório BRA (20)	80	2 Moskva	12 Mar 06	6.79	8.16	14.56	2.03 /	7.68	5.20	2:32.77
17.54	Māris Bružiks URS/LAT	62	1 Madrid	23 Feb 86	6632	Eaton		1 Sopot			8 Mar 14
17.53	Vladimir Inozemtsev URS/UKR	64	1 Stockholm	19 Feb 91	6.66	7.78	14.88	2.06 /	7.64	5.20	2:34.72
17.50	Charles Simpkins USA	63	1 Los Angeles	17 Jan 86	6568	Eaton		1 Tallinn			6 Feb 11
17.47	Denis Kapustin RUS	70	1 Lipetsk	27 Feb 94	6.66	7.77	14.45	2.01 /	7.60	5.20	2:34.74
17.47	Nathan Douglas GBR	82	2 Birmingham	3 Mar 07	6499	Eaton		1 Fayetteville			13 Mar 10
17.47	David Girat CUB	84	2 Valencia	9 Mar 08	6.71	7.73	13.12	2.11 /	7.77	5.10	2:32.67
17.46	Kenny Harrison USA	65	1 Yokohama	11 Mar 90	6476	Dan O'Brien USA	66	1 Toronto (SD)			14 Mar 93
17.45	Khristo Markov BUL	65	1 Pireás	6 Feb 88	6.67	7.84	16.02	2.13 /	7.85	5.20	2:57.96
17.45	Tim Rusan USA	77	1 Boston (Roxbury)	1 Mar 03	6438	Roman Šebřle CZE	74	1 Budapest (SA)			7 Mar 04
17.41	Willie Banks USA (30)	56	1 San Diego	19 Feb 82	6.97	7.96	16.28	2.11 /	7.95	4.80	2:39.67
17.41	Jorge Reyna CUB	63	2 Budapest (SC)	5 Mar 89	6424	Tomáš Dvořák CZE	72	1 Gent			26 Feb 00
17.41	Danila Burkenya RUS	78	1 Samara	29 Jan 04	6.92	7.81	16.82	2.04 /	7.78	5.00	2:45.68
					6420	Šebřle		1 Lisboa			11 Mar 01
					7.00	7.88	15.75	2.08 /	7.86	4.90	2:37.86
					6418	Christian Plaziat FRA	63	1 Genova			29 Feb 92
					6.83	7.58	14.53	2.13 /	7.97	5.20	2:40.17
					6415	Sebastian Chmara POL	71	1 Valencia			1 Mar 98
					7.12	7.65	15.70	2.17 /	7.98	5.20	2:42.31
					<i>(10/6)</i>						
					6412	Lev Lobodin RUS	69	1 Moskva			8 Feb 03
					6.88	7.45	16.67	2.07 /	7.82	5.20	2:46.35
					6374	Erki Nool EST	70	2 Maebashi			7 Mar 99
					6.83	7.80	14.87	1.93 /	8.16	5.50	2:38.62
					6372	Elco Sintnicolaas NED	87	1 Göteborg			3 Mar 13
					6.88	7.61	14.11	2.02 /	7.91	5.40	2:38.73
					6371	Bryan Clay USA	80	1 Valencia			9 Mar 08
					6.71	7.75	16.21	2.09 /	7.86	5.00	2:55.64
					<i>(10)</i>						
					6362	Mikk Pahapill EST	83	1 Torino (OL)			8 Mar 09
					7.09	7.97	15.45	2.12 /	8.03	5.10	2:45.69
					6361	Tom Pappas USA	76	1 Birmingham			16 Mar 03
					6.89	7.56	16.23	2.17 /	7.80	4.90	2:51.65
					6353	Ilya Shkurenov RUS	91	1 Praha (O2)			8 Mar 15
					6.98	7.78	13.89	2.10 /	7.86	5.30	2:44.84
					6303	Andrey Kravchenko BLR	86	2 Sopot			8 Mar 14
					7.12	7.46	15.42	2.12 /	8.10	5.00	2:41.88
					6300	Aleksey Drozdov RUS	83	1 Penza			3 Feb 10
					7.08	7.55	17.03	2.15 /	8.35	5.20	2:49.41
					6297	Kevin Mayer FRA	92	2 Göteborg			3 Mar 13
					7.10	7.54	15.16	2.05 /	8.01	5.20	2:37.30
					6293	Jón Arnar Magnússon ISL	69	5 Maebashi			7 Mar 99
					6.99	7.69	16.08	2.02 /	8.09	5.00	2:39.55
					6291	Frank Busemann GER	75	1 Tallinn			3 Feb 02
					6.96	7.77	14.57	2.10 /	7.91	4.85	2:40.93
					6279	Michael Smith CAN	67	2 Toronto (SD)			14 Mar 93
					7.06	7.49	15.97	2.10 /	7.98	5.10	2:45.55
					6279	Arthur Abele GER	86	2 Praha (O2)			8 Mar 15
					6.93	7.56	15.54	1.92 /	7.67	4.90	2:35.64
					<i>(10)</i>						
					6273	Jeremy Taiwo USA	90	1 Boston (Roxbury)			28 Feb 15
					7.09	7.39	14.50	2.16 /	7.87	4.80	2:34.26
					6259	Thomas van der Plaetsen BEL	90	3 Sopot			8 Mar 14
					7.13	7.67	14.32	2.12 /	8.16	5.20	2:40.50
					6254	Oleksiy Kasyanov UKR	85	1 Zaporizhzhya			31 Jan 10
					6.85	8.04	15.15	2.05 /	8.18	4.70	2:42.88
					6249	Dezso Szabó HUN	67	2 Valencia			1 Mar 98
					7.00	7.50	14.40	2.02 /	8.09	5.30	2:38.12
					6237	Nadir El Fassi FRA	83	2 Paris (Bercy)			6 Mar 11
					7.09	7.51	14.13	2.12 /	8.13	5.00	2:34.19
					6232A	Gunnar Nixon USA	93	1 Albuquerque			2 Mar 13
					6.86	7.42	14.27	2.14 /	7.93	4.80	2:41.49
					6229	Aleksandr Pogorelov RUS	80	1 Moskva			5 Feb 06
					6.90	7.48	15.77	2.10 /	7.93	5.10	2:55.59
					6229	Dmitriy Karpov KAZ	81	2 Tallinn			16 Feb 08
					7.07	7.21	16.23	2.07 /	7.99	5.15	2:43.69
					6228	Robert Změlík CZE	69	1 Paris (Bercy)			9 Mar 97
					7.00	7.53	14.51	2.01 /	7.88	5.20	2:42.41
<i>Low landing area</i>											
21.52	Randy Matson USA	45	1 Dallas	11 Feb 67							
<i>Professional mark</i>											
22.11	Brian Oldfield USA	45	1 Daly City	4 Apr 75							
<i>Doping violation</i>											
21.81	Andrei Mikhnevich BLR	76	1 Mogilyov	12 Feb 10							

MARK	NAME & COUNTRY	BORN	PLACE & VENUE	DATE	MARK	TEAM & COUNTRY	PLACE & VENUE	DATE
6213	Steve Fritz USA	67	1 Manhattan	11 Feb 96	3:03.20	Texas A&M University INT	1r3 College Station	1 Mar 14
7.00	7.31 16.02 2.07 / (30)	7.93	5.01 2:45.75			Hart/BAH 47.06, Bailey 45.40, Roudette/TTO 46.11, Lendore/TTO 44.63 (10/5)		
<i>Oversized track</i>								
6283	Torsten Voss GDR	63	1 Senftenberg	27 Jan 85	3:03.69	Jamaica	3 Sopot	9 Mar 14
6.85	7.59 14.86 2.09 /	8.12	4.90 2:38.5			Nolan 46.34, Fothergill 45.92, Gauntlett 45.52, Steele 45.91		
5000 Metres Walk								
18:07.08	Mikhail Shchennikov RUS	67	1 Moskva	14 Feb 95	3:04.09	Czech Republic	3 Praha (O2)	8 Mar 15
18:08.86	Ivano Brugnetti ITA	76	1 Ancona	17 Feb 07	3:04.82	Russia	2 Lisboa	11 Mar 01
18:11.8	Valeriy Borchin RUS	86	1 Saransk	30 Dec 10	3:05.51	Ladeyshchikov 46.81, Mashchenko 45.69, Gorban 46.40, Semyonov 45.92		
18:15.25	Grigoriy Kornev RUS	61	1 Moskva	7 Feb 92	3:05.9	USSR	1 Wien	14 Mar 70
18:15.54	Andrew Ruzavin RUS	86	1 Samara	30 Jan 14		Borisenko, Zorin, Savchuk, Bratichikov (10)		
18:16.76	Yohann Diniz FRA	78	1 Reims	7 Dec 14	3:05.90	Japan	2h1 Maebashi	6 Mar 99
18:17.13	Vladimir Kanaykin RUS	85	2 Moskva	5 Feb 12	3:06.10	Czech Republic	1 Gent	27 Feb 00
18:19.97	Giovanni DeBenedictis ITA	68	1 Genova	28 Feb 92		Takahashi 46.69, Osakada 46.27, Kan 46.98, Karube 45.96		
18:21.76	Ruslan Dmytrenko UKR	86	2 Samara	30 Jan 14		Muzik 45.97, Poděbrádký 47.29, Tesáik 46.91, Blaha 45.93		
18:22.25	Andreas Erm GER	76	1 Dortmund	25 Feb 01	<i>Oversized track</i>			
4 x 200 Metres Relay								
1:22.11	Great Britain & NI		1 Glasgow	3 Mar 91	3:02.95A	Southern Methodist University INT	1r3 Flagstaff	2 Mar 85
1:22.32	Italy		1 Torino	11 Feb 84	3:03.34A	University of Arkansas USA	2r3 Flagstaff	2 Mar 85
1:22.71	United States		2 Glasgow (KH)	3 Mar 91	3:03.40A	Baylor University USA	1r2 Flagstaff	2 Mar 85
1:23.04	Russia		1 Glasgow (KH)	30 Jan 93	3:03.43	Arizona State University USA	1r2 Ames	6 Mar 04
1:23.97	Scarborough Optimists CAN		1 Sherbrooke	26 Feb 83	3:03.59A	Southern Methodist University INT	1h1 Flagstaff	1 Mar 86
1:23.98	TV Wattenscheid GER	1r3	Karlsruhe	26 Feb 06	3:03.95	University of Florida INT	1r1 Ames	12 Feb 05
1:24.00	France		2 Glasgow (KH)	6 Feb 88		Clarke/JAM 47.4, Middleton 45.8, Pastor 46.0, Clement 44.8		
1:24.17	LG Bayer Leverkusen I FRG		1 Dortmund	16 Feb 85	4 x 800 Metres Relay			
1:25.16	USSR		2 Paris (Bercy)	10 Feb 90	' = 4 x 880 yards less 2.40 (2.4)	7:13.11	United States "All-Star"	1 Boston (Roxbury) 8 Feb 14
1:25.18	Yugoslavia		2 Torino	13 Feb 91	7:13.22	New Jersey/New York TC USA	2 Boston (Roxbury) 8 Feb 14	
	Branković, Djurović, Mačev, Jovković					Merber 1:49.68, Gagnon 1:48.59, Andrews 1:48.29, Rutt 1:46.66		
<i>Oversized track</i>								
1:25.10	Sweden		1 Umeå	24 Feb 01	7:13.94	Global Athletics USA	1 Boston (Roxbury) 6 Feb 00	
	Laursen, Sunneborn, Wissman, Sandin				7:14.78	Reebok Enclave USA	2 Boston (Roxbury) 6 Feb 00	
4 x 400 Metres Relay								
3:01.96	United States "All-Star Team"		1 Fayetteville	11 Feb 06	7:15.77	Moskva Region RUS	1 Moskva 10 Feb 08	
3:02.13	United States		1 Sopot	9 Mar 14	7:16.59	Santa Monica Track Club INT	3 Boston (Roxbury) 6 Feb 00	
3:02.83	United States		1 Maebashi	7 Mar 99	7:17.45	Clemson University INT	1 Indianapolis 11 Mar 89	
3:02.86	Texas A&M University INT	1r3	Fayetteville	14 Mar 15	7:17.77	George Mason University INT	2 Indianapolis 11 Mar 89	
3:02.87	Belgium		1 Praha (O2)	8 Mar 15	7:17.8	USSR	1 Sofiya 14 Mar 71	
3:02.97	Poland		2 Praha (O2)	8 Mar 15	7:18.23	University of Florida USA	1 Indianapolis 14 Mar 92	
3:03.01	Poland		2 Maebashi	7 Mar 99	7:18.4'	University of Chicago Track Club USA	1 Louisville 9 Feb 74	
3:03.05	Germany		1 Sevilla	10 Mar 91	7:18.52	Brooks Beasts USA	3 Boston (Roxbury) 8 Feb 14	
3:03.20	Great Britain & NI		3 Maebashi	7 Mar 99	7:19.13	Eastern Michigan University INT	1 Indianapolis 13 Mar 93	
	Condon 47.30, Wariso 45.73, Patrick 45.39, Baulch 44.78				7:19.2	Poland	2 Sofiya 14 Mar 71	
						Linkowski, Szordykowski, Skowronek, Wardak		
<i>Oversized track</i>								
					7:14.6'	Santa Monica Track Club USA	1 Houston 16 Feb 80	
					7:17.4'	University of Wisconsin USA	1r2 Houston 12 Feb 71	
						Curtis, Baker, Vandrey, Winzenried		

MARK	TEAM	PLACE & VENUE	DATE
7:17.4'	University of Illinois USA Mango, Kaemerer, LaBadie, Phillips	1 Houston	12 Feb 72
7:18.3'	Villanova University INT A Korir/KEN, Hunter/IRL, England, Paige	2 Houston	16 Feb 80
7:18.77	University of Kansas USA Teal, Waters, Cox, Handy	1 Ames	6 Mar 92
7:18.81'	Eastern Michigan University INT Kerbey, Mifsud, Griffiths/GBR, Dailey	1 South Bend	24 Feb 90
7:19.00'	Villanova University INT Harris, Seeger, Howe, Rowbotham/GBR	1 South Bend	25 Feb 89
7:19.16	University of Arkansas INT Bruton/IRL, Contreras, Williams, Hood/CAN	1 Ames	9 Feb 91
7:19.27	University of Arkansas INT Boykins, Gabor, Hood/CAN, Contreras	1 Ames	15 Feb 92
<i>Questionable course length</i>			
7:18.67	University of Arkansas INT Looney/IRL, M Taylor, Brown, Moncrieffe/CAN	1r3 Oklahoma City	14 Mar 87





NATIONAL INDOOR RECORDS

Records set in 2016 are shown in bold type. Asterisks denote the presence of a footnote relating to the record of the country
As at January 31, 2016

COUNTRY	MARK	NAME	VENUE	DATE	COUNTRY	MARK	NAME	VENUE	DATE
60 Metres					CYP	6.58	Yiannakis Zisimides	Pireás	3 Mar 96
AFG	7.25	Masoud Azizi	Hanoi	31 Oct 09	CZE	6.58	František Ptáčník	Liévin	21 Feb 87
AIA	7.04	Keiron Rogers	Istanbul	9 Mar 12	DEN	6.65	Benjamin Hecht	Malmö	20 Feb 99
ALB	6.77	Arben Meka	Torino	10 Feb 01	DMA	6.72	Sherwin James	Moscow/USA	7 Mar 03
ALG	6.80	Mustapha Kamel Selmi	Zaragoza	26 Feb 88	DOM	6.72	Fernando Ramírez	Stange	15 Jan 94
	6.80	Mustapha Kamel Selmi	Praha	21 Feb 89	ECU	6.93	Freddy Eduardo Quintero	Valladolid	14 Feb 09
AND	7.01	Estéve Martín	Escaldes	4 Mar 00	EGY	6.69	Amr Ibrahim Seoud	Valencia	7 Mar 08
ANG	6.79	Oswaldo Morais	São Caetano do Sul	16 Feb 14	ERI	6.77	Berhane Haile	Solna	14 Jan 95
ANT	6.54	Daniel Bailey	Birmingham (1h2)	21 Feb 09	ESA	7.28	José Chorro	Spearfish	25 Jan 14
	6.54	Daniel Bailey	Birmingham (2)	21 Feb 09	ESP	6.55	Angel David Rodríguez	Düsseldorf	8 Feb 13
	6.54	Daniel Bailey	Boston	6 Feb 10	6.3	Pedro Pablo Nolet	Oviedo	15 Jan 00	
ARG	6.69	Jorge Polanco	Madrid	8 Feb 97	EST	6.71	Argo Golberg	Tallinn	22 Feb 03
ARM	6.93	Arman Andreasian	Paris	5 Mar 11	6.4	Enn Lilienthal	Moskva	3 Feb 88	
ARU	6.63	Miguel Janssen	Den Haag	14 Feb 98	ETH	6.82	Berhane Haile	Göteborg	12 Jan 91
ASA	7.14	Faresa Kapsi	Sopot	7 Mar 14	FIJ	7.17	Roy Ravana	Istanbul	9 Mar 12
AUS	6.52	Matt Shirvington	Maebashi (1h1)	7 Mar 99	FIN	6.58	Markus Pöyhönen	Helsinki	4 Mar 03
	6.52	Matt Shirvington	Maebashi (4)	7 Mar 99	6.58	Markus Pöyhönen	Birmingham	14 Mar 03	
AUT*	6.56	Andreas Berger	Wien	27 Feb 88	FRA	6.45	Ronald Pognon	Karlsruhe	13 Feb 05
	6.56	Andreas Berger	Den Haag	18 Feb 89	FSM	7.02	Jack Howard	Budapest	5 Mar 04
AZE	6.61	Aleksandr Kornelyuk	Göteborg	9 Mar 74	GAB	6.64	Patrick Mucci Raoumbé	Liévin	20 Feb 00
BAH	6.54	Warren Fraser	Birmingham/USA	18 Jan 14	GAM	6.71	Jaysuma Saidu Ndure	Mustasaari	19 Feb 06
BAN	7.04	Mohamed Abu Abdullah	Tehran	6 Feb 04	6.71	Sulayman Bah	Göteborg	31 Jan 15	
	7.04	Mohamed Mesbah Ahmed	Istanbul	9 Mar 12	GBR	6.42	Dwain Chambers	Torino	7 Mar 09
BAR	6.56	Obadele Thompson	Fairfax	19 Feb 99	GBS	6.80	Holder da Silva	Pombal	14 Feb 09
BEL	6.56	Ronald Desruelles	Maastricht	10 Feb 85	GEO	6.71	Besik Gotsiridze	Moskva	5 Feb 86
	6.56	Ronald Desruelles	Sindelfingen	5 Feb 88	GEQ	7.27	Norberto Nsue Ondo	Maebashi	7 Mar 99
BEN	6.81	Souhalia Alamou	Montréal	19 Feb 05	GER	6.53	Sven Matthes	Wien	13 Feb 88
BER	6.69	William Trott	Indianapolis	6 Mar 87	6.53	Julian Reus	Erfurt	29 Jan 16	
BHU	7.64	Kinley Tenzin	Hanoi	31 Oct 09	GHA	6.45A	Leonard Myles-Mills	Colorado Springs	20 Feb 99
BIH	6.94	Ilija Cvjetić	Paris	5 Mar 11	GIB	7.34	Dominic Carroll	Torino	7 Mar 09
BIZ	6.84	Errol Thurton	Newark	6 Feb 00	GRE	6.50	Haris Papadiás	Paris	7 Mar 97
BLR	6.60	Maksim Lynsha	Mogilyov	15 Feb 08	GRN	6.65	Sean Lambert	Lexington	24 Feb 01
BOL	7.08	Guillermo Saucedo	Budapest	5 Mar 89	GUA	6.70A	Rolando Blanco	Flagstaff	7 Feb 04
BOT	6.72	Gable Garenamotse	Cardiff	27 Nov 02	GUI	6.83	Theodore Haba	Bordeaux	26 Feb 94
BRA	6.52	José Carlos Moreira	Paris	13 Feb 09	6.83	Nabie Fofanah	Boston/Allston	20 Jan 02	
BRN	6.78	Mohamed Adel Farhan Khalifa	Hanoi	31 Oct 09	GUM	7.19	Jude Martinez	Seattle	1 Mar 08
BRU	7.44	Shahrifal Bahrain Zainal	Valencia	7 Mar 08	GUY	6.55	Adam Harris	Allendale	21 Feb 14
BUL	6.58	Petar Petrov	Sofiya	25 Feb 78	HAI	6.72	Yvon Darbouze	Sherbrooke	27 Feb 99
BUR*	6.76	Gerard Kobeane	Birmingham/USA	15 Jan 16	HKG	6.67	Lai Chun Ho	Hangzhou	18 Feb 12
CAF	6.64	Béranger Bossé	Metz	28 Feb 14	HON	6.62	Rolando Palacios	Praha	26 Feb 09
CAM	6.87	Pin Wanhebb	St. Gallen	14 Feb 15	HUN	6.54	Gábor Dobos	Chemnitz	18 Feb 00
CAN	6.45	Bruny Surin	Liévin	13 Feb 93	INA	6.73	Sapwatur Rahman	Hangzhou	18 Feb 12
CAY	6.56	Kareem Streete-Thompson	Leipzig	29 Feb 04	IND	6.87	Sameer Hon	Athina	14 Mar 09
	6.56	Kemar Hyman	Birmingham/USA	21 Jan 12	IRI	6.58	Reza Ghasemi	Sopot	7 Mar 14
CGO	6.63	Roger Anguono-Moke	Chemnitz	7 Feb 03	IRL	6.61	Paul Hession	Birmingham	3 Mar 07
CHA	6.93	Docteur Awouride	Vouneuil-sous-Biard	12 Feb 11	IRQ	6.86	Mohamed Hassan Juma	Tehran	12 Feb 15
CHI	6.61	Kael Becerra	Valencia	10 Feb 07	ISL	6.80	Einar Thór Einarsson	Malmö	6 Feb 93
CHN	6.52	Su Bingtian	Sopot	8 Mar 14	6.5	Bjarni Thór Traustason	Reykjavik	15 Mar 97	
CIV	6.58	Ibrahim Meité	Liévin	13 Feb 94	ISR	6.68	Alex Porkhomovskiy	Samara	21 Feb 99
	6.58	Ibrahim Meité	Sherbrooke	9 Mar 02	6.68	Attila Farkas	Budapest	26 Jan 02	
CMR	6.67	Emmanuel Ngom-Priso	Aubiéres	17 Feb 07	ISV	6.66A	David Walters	Albuquerque	2 Feb 13
	6.67	Emmanuel Ngom-Priso	Paris	23 Feb 07	ITA	6.51	Michael Tumi	Ancona	17 Feb 13
COD	6.81	Olivier Sekanyambo	Gent	17 Feb 02	IVB	6.71	Dion Crabbe	Fayetteville	23 Feb 02
COK	7.23	Harmon Harmon	Budapest	5 Mar 04	JAM	6.47	Lerone Clarke	Birmingham	18 Feb 12
COL	6.77	Jimmy Pino	Lincoln	25 Feb 01	JOR	6.86	Khalil Al-Hanahneh	Pattaya	10 Feb 06
COM	6.69	Hadhari Djaffar	Paris	26 Feb 00	JPN	6.55	Nobuharu Asahara	Sindelfingen	1 Mar 97
CPV	7.00	Ronaldinho Oliveira	Jamor	9 Jan 16	KAZ*	6.51	Vitaliy Savin	Moskva	1 Feb 92
CRC	6.71	Bob Colville-Brown	Ann Arbor	8 Jan 05	KEN	6.70	Paulvince Obuon	State College	28 Jan 05
CRO	6.63	Dejan Vojnović	Linz	7 Mar 03	KGZ	6.84	Aleksandr Zolotukhin	Omsk	24 Dec 05
CUB	6.49	Freddy Mayola	Madrid	16 Feb 00	6.84	Zhamal Musayev	Omsk	26 Dec 15	
	6.49	Yunier Pérez	Moskva	2 Feb 14	6.4	Aleksandr Zolotukhin	Bishek	25 Feb 10	

COUNTRY	MARK	NAME	VENUE	DATE	COUNTRY	MARK	NAME	VENUE	DATE
KIR	7.26	Rabangaki Nawai	Valencia	7 Mar 08	ROU	6.60	Johann Schromm	București	14 Feb 81
KOR	6.74	Cho Kyu-Won	Montréal	5 Dec 09		6.60	Cătălin Cîmpeanu	București	9 Feb 13
KOS	7.09	Mentor Ajazaj	Tiranë	25 Jan 12	RSA	6.48	Morné Nagel	Dortmund	27 Jan 02
	7.09	Qëndrim Ajazaj	Tiranë	8 Feb 13	RUS	6.52	Andrey Grigoryev	Volgograd (1s2)	24 Feb 95
KSA	6.56	Yahya Saeed Al-Kahes	Macau	30 Oct 07		6.52	Andrey Grigoryev	Volgograd (1)	24 Feb 95
KUW	6.78	Salih Abdelaziz Al-Haddad	Tehran	12 Feb 09		6.52	Andrey Yepishin	Moskva	10 Mar 06
LAO	7.12	Chaleounsok Adoudomphonh	Hanoi	31 Oct 09	RWA	7.73	Clement Manaliyo	Aubiére	1 Feb 03
LAT	6.65	Juris Silovs	Göteborg	9 Mar 74	SAM	6.69A	Jeremy Dodson	Flagstaff	30 Jan 16
	6.4	Juris Silovs	Moskva	4 Feb 71	SEN	6.56	Charles-Louis Seck	Liévin	7 Feb 87
	6.4	Genadijs Murašovs	Rīga	30 Jan 81	SEY	6.97	Danny D'Souza	Doha	12 Mar 10
LBR	6.67	Abraham Morlu	Leipzig	13 Feb 10	SIN	6.71	Gary Yeo Foo Ee	Hangzhou	18 Feb 12
	6.67	Abraham Morlu	Doha	13 Mar 10	SKN	6.47	Kim Collins	Łódź	17 Feb 15
LCA	6.66A	Ronald Promesse	Colorado Springs	19 Feb 99	SLE	6.63	Ibrahim Kabia	Fayetteville	10 Mar 07
LES	7.00	Mosito Lehata	Istanbul	9 Mar 12	SLO	6.58	Matic Osovnikar	Budapest	5 Mar 04
LIB	6.94	Ramzi Naim	Praha	16 Jan 16		6.58	Matic Osovnikar	Moskva	10 Mar 06
LIE	7.20	Fabian Haldner	Sindelfingen	8 Feb 14	SMR	6.87	Gian Nicola Berardi	Ancona	31 Jan 04
LTU	6.62	Kastytis Klimas	Rødovre	10 Jan 93	SOL	7.07	Francis Manioru	Moskva	10 Mar 06
LUX	6.76	Daniel Abenzoar-Foule	Moskva	10 Mar 06	SOM	7.22	Abdi Aziz Warsame	Eskilstuna	5 Feb 11
MAC	6.94	Pao Hin Fong	Macau	30 Oct 07	SRB	6.76	Aleksandar Popović	Sofiya	9 Feb 85
MAD	6.89	Avtoniaina Rakotoariamiandy	Val-de-Reuil	16 Jan 16	SRI	6.79	Ashan Hasaranga	Hanoi	31 Oct 09
	6.89	Avtoniaina Rakotoariamiandy	Val-de-Reuil	30 Jan 16	STP	6.95	Yazaldes Nascimento	Espinho	5 Feb 05
MAR	6.68	Aziz Ouhadi	Istanbul	10 Mar 12		6.95	Yazaldes Nascimento	Espinho	18 Feb 06
MAS	6.66	Watson Nyambek	Maebashi	7 Mar 99	SUD	6.84	Ahmed Ali	Nashville	16 Jan 16
MAW	7.65	Ngoni Tengatenga	New Haven	5 Dec 09		6.84	Ahmed Ali	Birmingham/USA	22 Jan 16
MDA	6.77	Aleksandr Afteni	Moskva	18 Feb 83	SUI	6.60	Cédric Grand	Magginglen	20 Feb 99
	6.4	Aleksandr Afteni	Chişinău	2 Feb 85		6.60	Pascal Mancini	Praha	8 Mar 15
MDV	7.27	Ismail Shanif	Tehran	24 Feb 10	SUR	6.68	Ifrish Alberg	Johnson City	23 Feb 13
MEX	6.89A	Héctor Ruiz	Flagstaff	30 Jan 16	SVK	6.65	Luboš Chochlik	Jablonec	31 Jan 87
MLA	6.94	Tsagaan Odonbaatar	Moskva	25 Feb 89	SWE	6.58	Peter Karlsson	Gent	7 Feb 96
MHL	6.70	Roman Cress	Ames (2h)	8 Dec 00		6.58	Patrik Lövgren	Paris (2h7)	7 Mar 97
	6.70	Roman Cress	Ames (5)	8 Dec 00		6.58	Patrik Lövgren	Paris (2s2)	7 Mar 97
MKD	6.86	Riste Pandev	Magginglen	16 Feb 13	SWZ	6.88	Sibusiso Matsenjwa	Sopot	7 Mar 14
MLI	6.63	Ousmane Diarra	Atlanta	2 Mar 96	SYR	6.97	Ahmad Rahal	Tehran	24 Feb 10
MLT	6.76	Darren Gilford	Birmingham (1s2)	14 Feb 04	TGA	7.13	Peauope Suli	Waitemata	23 Jul 89
	6.76	Darren Gilford	Birmingham (2)	14 Feb 04	THA	6.65	Wachara Sondee	Pattaya	10 Feb 06
MNE	6.80	Luka Rakić	Ljubljana	14 Feb 15		6.65	Wachara Sondee	Macau	30 Oct 07
MNT	6.74	Julius Morris	Nashville	30 Jan 16	TJK	7.07	Igor Khan	Tashkent	26 Feb 09
MON	6.94	Sébastien Gattuso	Valencia	7 Mar 08	TKM	7.01	Akmyrat Orazgeldyev	Hangzhou	15 Feb 14
MOZ	7.28	Artur Augusto	Espinho	28 Jan 06		6.5	Ildar Hojajev	Ashgabat	28 Jan 12
MRI	6.68	Jonathan Chimier	Moskva	23 Feb 03		6.5	Akmyrat Orazgeldyev	Ashgabat	25 Jan 13
MTN	6.92	Cheikh Diagona	Poitiers	11 Feb 06		6.5	Akmyrat Orazgeldyev	Ashgabat	22 Jan 14
NAM	6.51	Frankie Fredericks	Toronto	12 Mar 93		6.5	Akmyrat Orazgeldyev	Ashgabat	24 Jan 15
NCA	7.27	Benjamin Véliz	Sopot	7 Mar 14	TKS	6.95	Darian Forbes	Charleston	20 Feb 04
NED	6.60	Brian Mariano	Paris	5 Mar 11	TOG	6.74	Justin Ayassou	Liévin	10 Jan 99
NEP	7.09	Ram Krishna Chaudhari	Lisboa	11 Mar 01	TPE	6.68	Cheng Hsin-Fu	Osaka	11 Feb 88
NFI	7.06	Jonathan McKee	Karlstad	6 Feb 88	TTO	6.49	Ato Boldon	Birmingham	23 Feb 97
NGR	6.48	Deji Aliu	Liévin	21 Feb 99	TUN	6.98	Hamdi Dhoubi	Aubiére	28 Feb 03
NIG	7.47	Smael Madougou	Aubiére	21 Jan 06	TUR*	6.69	Ay Aykut	Wien	31 Jan 15
NMI	7.17	Tyrone Omar	Moskva	10 Mar 06	TUV	7.61	Tavevele Noa	Istanbul	9 Mar 12
NOR	6.55	Jaysma Saidu Ndure	Gent	24 Feb 08	UAE	6.72	Omar Juma Al-Salfa	Hanoi	31 Oct 09
NRU	7.30	Jay Jay Capelle	Birmingham	14 Mar 03	UGA	6.84A	Robert Muggaga	Logan	26 Jan 01
NZL	6.59	Augustine Nketia	Barcelona	10 Mar 95	UKR	6.54	Konstantin Rurak	Zaporizhzhya	29 Jan 04
OMA	6.67	Barakat Al-Harhi	Doha	13 Mar 10		6.3	Viktor Bryzgin	Kiyev	4 Feb 83
PAK	6.79	Muhammad Imran	Macau	30 Oct 07		6.3	Viktor Bryzgin	Voroshilovgrad	12 Jan 85
PAN	6.73	Mateo Edward	Birmingham/USA	14 Feb 14		6.3	Aleksandr Naduda	Kiyev	2 Feb 85
PAR	6.81	Diego Ferreira	Budapest	28 Feb 04		6.3	Aleksandr Naduda	Kiyev	2 Feb 85
PER	6.83	Fernando Acevedo	Cosford	1 Mar 78		6.3	Nikolay Razgonov	Kiyev	30 Jan 88
PHI	6.57A	Eric Cray	Albuquerque	14 Feb 15		6.3	Nikolay Razgonov	Kiyev	30 Jan 88
PLE	7.65	Jalal Kassab	Doha	12 Mar 10		6.3	Nikolay Razgonov	Kiyev	30 Jan 88
PLW	7.20	Rodman Teltull	Istanbul	9 Mar 12		6.3	Viktor Bryzgin	Lugansk	15 Jan 91
PNG	6.79	Peter Pulu	Barcelona	10 Mar 95		6.3	Viktor Bryzgin	Lugansk	5 Jan 92
	6.79	Peter Pulu	Birmingham	14 Mar 03		6.3	Viktor Bryzgin	Lugansk	11 Jan 92
POL	6.51	Marian Woronin	Liévin	21 Feb 87		6.3	Sergey Osovich	Lvov	3 Feb 95
POR	6.53	Francis Obikwelu	Paris	6 Mar 11		6.3	Sergey Osovich	Kiyev	12 Feb 95
PRK	6.8	Song Un Song	Pyongyang	16 Aug 12		6.3	Konstantin Rurak	Zaporizhzhya	7 Feb 04
PUR	6.69	Sean Holston	Blacksburg	3 Mar 12	URU	7.16	Jesús Carabajal	Sabadell	10 Jan 16
	6.69A	Carlos Rodriguez	Albuquerque	8 Feb 13	USA	6.39	Maurice Greene	Madrid	3 Feb 98
PYF	6.73	Raihau Maiiau	Nantes	15 Mar 14		6.39	Maurice Greene	Atlanta	3 Mar 01
QAT*	6.51	Talal Mansour	Karlsruhe	6 Mar 93		6.68	Anvar Kuchmuradov	Moskva	1 Feb 92
	6.51A	Femi Ogunode	Flagstaff	25 Jan 14	UZB				

COUNTRY	MARK	NAME	VENUE	DATE	COUNTRY	MARK	NAME	VENUE	DATE
(UZB)	6.4	Pyotr Vorobyov	Omsk	1 Feb 82	CRC*	22.07	Bob Colville-Brown	Ypsilanti	28 Jan 06
VAN	7.32	Moses Kamut	Doha	12 Mar 10		22.07	Bob Colville-Brown	Ypsilanti	11 Feb 06
VEN	6.76A	Victor Castillo	Flagstaff	19 Feb 05	CRO	21.35	Josip Šoprek	Wien	5 Feb 05
	6.76	José Acevedo	Lexington	7 Feb 09	CUB	20.46	Iván García	Paris	8 Mar 97
VIE	6.80	Nguyen Van Mua	Hanoi	31 Oct 09	CYP	20.65	Anninos Marcoullides	Valencia	1 Mar 98
VIN	6.78	Joel Mascoll	New York	2 Feb 01	CZE	20.52	Pavel Maslák	Praha	16 Feb 14
YEM	7.32	Mohamed Ali Samantar	Paris	18 Jan 85	DEN	21.17	Morten Jensen	Göteborg	19 Feb 05
ZAM	6.52	Gerald Phiri	Sopot	8 Mar 14		21.17	Morten Jensen	Malmö	1 Feb 09
ZIM	6.60	Ngonidzashe Makusha	Blacksburg	27 Feb 09	DMA*	21.27	Chris Lloyd	Fayetteville	13 Jan 06
	6.60	Gabriel Mvumvure	Sopot	8 Mar 14	DOM	21.04+	Arismendo Peguero	Doha	12 Mar 10
					ECU	24.98	Mateo Vasconez	Aubière	5 Dec 15
					EGY	27.8	Amr Abdel-Hafiz	Manchester	30 Jan 13
					ERI	22.42	Aron Beyene	Magglingen	15 Feb 04
					ESA	22.51	Takeshi Fujiwara	Houston	22 Feb 08
					ESP	20.75A	Bruno Hortelano	Albuquerque	14 Mar 14
					EST	20.63	Marek Niit	Fayetteville	15 Feb 14
					ETH	21.90	Alemayehu Gudeta	Budapest (6s2)	3 Mar 89
						21.90	Alemayehu Gudeta	Budapest (6s2)	3 Mar 89
					FIJ	21.64A	Soloveni Nakaunicina	Reno	8 Feb 97
					FIN	20.72	Jonathan Astrand	Växjö	9 Feb 13
					FRA	20.36	Bruno Marie-Rose	Liévin	22 Feb 87
					FSM	24.12	Johnny Thow	Indianapolis	11 Dec 15
					GAB	21.60	Antoine Boussombo	Winnipeg	2 Feb 02
					GAM	22.57	Paul Gomez	Oslo	8 Feb 86
					GBR	20.25	Linford Christie	Liévin	19 Feb 95
					GBS	22.08	Holder da Silva	Espinho	3 Feb 08
					GEO	21.13	Besik Gotsiridze	Volgograd	11 Feb 88
					GEQ	23.16	Samuel Olo Manel	Athlone	7 Feb 14
					GER	20.42	Sebastian Ernst	Leipzig	27 Feb 11
					GHA*	20.95	Seth Amoo	Nampa	11 Feb 05
					GRE	20.62	Alexis Alexopoulos	Piréas	11 Feb 96
					GRN	20.58A	Kirani James	Albuquerque	21 Jan 11
					GUA	21.52	Rolando Blanco	New York	19 Feb 00
					GUI	21.42	Joseph Loua	Vilafranca del Penedès	2 Feb 97
					GUM	23.41	Albert Juan	(USA)	11 Feb 95
					GUY	20.99	Adam Harris	College Station	1 Mar 09
					HAI	21.13	Jonathan Juin	Fayetteville	26 Feb 11
					HKG	21.79	Chiang Wai Hung	Tianjin	18 Feb 04
					HON	22.14	Alfredo Gotay	San Sebastián	28 Feb 09
					HUN	20.84	István Nagy	Budapest	24 Feb 85
					INA	21.58	Mohamed Yudi Purnomo	Paris	19 Jan 85
					IND*		See footnote		
					IRI	21.80	Amir Hossein Tavakolian	Tehran	21 Jan 04
					IRL	20.75	Paul Brizzel	Birmingham	2 Mar 03
					ISL	21.38	Kolbeinn Hódur Gunnarsson	Hafnarfjörður	8 Feb 15
					ISR	21.37	Tommy Kafri	Valencia	28 Feb 98
					ISV*	21.13	Tabarie Henry	College Station	16 Jan 10
					ITA	20.52	Stefano Tilli	Torino	21 Feb 85
					IVB	21.10	Dion Crabbe	Fayetteville	23 Feb 02
					JAM	20.52	Omar Brown	Fayetteville	11 Mar 05
					JPN	20.63	Koji Ito	Maebashi	5 Mar 99
					KAZ	20.95	Gennadiy Chernovol	Tianjin	18 Feb 01
					KEN	20.85	Paulvince Obuon	Boston/Allston	6 Mar 04
					KGZ	22.34	Aleksandr Zolotukhin	Karaganda	5 Feb 05
						21.7	Aleksandr Zolotukhin	Bishkek	25 Feb 09
					KOS	24.56	Fidan Sylejmani	Lyon	19 Dec 15
					KSA	21.64A	Mohammad Yaseen Al-Hasan	Albuquerque	14 Feb 14
					KUW	22.13	Khaled Atiq Al-Johar	Rashd	9 Feb 01
					LAO	27.51	Soukhaseum Southvong	Eaubonne	6 Dec 15
					LAT*	21.62	Sergejs Inšakovs	Malmö	21 Feb 98
					LBR	21.33	Hafiz Greigre	Boston	24 Feb 07
						21.33	Cyrus Wesley	Boston/Allston	28 Jan 12
						21.33	Cyrus Wesley	Boston/Allston	11 Feb 12
					LCA	21.20A	Daniel Rosen	Albuquerque	6 Feb 15
					LIB	22.73	Thomas Semaan	Nogent-sur-Oise	6 Feb 11
					LIE	22.96	Fabian Haldner	Magglingen	1 Feb 14
					LTU*	21.27	Kastytis Klimas	Moskva	18 Jan 92
					LUX	21.42	Daniel Abenzoar-Foule	Luxembourg	27 Jan 06
					MEX	22.12	Chao Un Kei	Birmingham	14 Mar 03

Notes

Doubtful timing:

AUT	6.3	Andreas Berger	Karlsruhe	24 Feb 91
KAZ	6.49	Vitaliy Savin	Moskva	23 Feb 91

Rolling start:

BUR	6.76	Idrissa Sanou	Mondeville	26 Jan 08
-----	------	---------------	------------	-----------

Made before change of citizenship:

QAT	6.50A	Tosin Ogunode	Flagstaff	25 Jan 14
TUR	6.58	Ramil Guliyev	Sumy	13 Jan 12

200 Metres

AFG	24.55	Said Gilani	Hamburg	1 Feb 14
AIA	22.26	Trevor Davis	Cosford	2 Feb 91
ALB	21.90	Oltion Luli	Piréas	22 Feb 98
ALG	21.24	Malik-Khaled Louahla	Maebashi	5 Mar 99
AND	22.52	Daniel Gómez	Bordeaux	13 Mar 99
ANG	21.93	Miguel Angel Makangu	Eaubonne	22 Jan 09
ANT	20.84	Brendan Christian	Fayetteville	14 Mar 03
ARG	21.08	Carlos Gats	Maebashi	5 Mar 99
ARM	23.40	Roman Madoyan	Val-de-Reuil	2 Feb 14
ARU	21.14	Miguel Janssen	Gent	1 Feb 98
AUS	20.71	Damien Marsh	Toronto	14 Mar 93
AUT	20.82	Christoph Pöstinger	Wien	25 Feb 96
AZE	21.51	Ramil Guliyev	Tallinn	4 Feb 09
BAH	20.50A	Demetrius Pinder	Albuquerque	3 Feb 12
BAN	23.01	Moh. Masudul Karim	Tehran	7 Feb 04
BAR	20.26	Obadele Thompson	Maebashi	6 Mar 99
BEL	20.66	Patrick Stevens	Liévin	19 Feb 95
	20.66	Erik Wijmeersch	Gent	12 Feb 97
	20.66	Patrick Stevens	Gent	25 Feb 00
BEN	23.08	Geraud Dohou	Bordeaux	25 Jan 14
BER	20.77	Troy Douglas	Paris	7 Mar 97
BIH	22.99	Borislav Dragoljević	Wien	30 Jan 16
BIZ	22.00	Errol Thurton	Newark	6 Feb 00
	22.00	Brandon Jones	Boston/Allston	30 Jan 16
BLR	21.14	Aleksandr Linnik	Fayetteville	11 Feb 12
	21.14	Aleksandr Linnik	Mogilyov	21 Feb 15
	20.8	Sergey Konchits	Minsk	5 Feb 84
BOL	23.32	Alberto Antelo	Antequera	7 Feb 15
BOT	21.36	Garolgelwang Masheto	College Station	1 Mar 09
BRA	20.65	Róbson da Silva	Sindelfingen	26 Feb 89
BRN	21.87	Adel Mohamed Farhan	Tehran	7 Feb 04
BUL	20.41	Nikolay Antonov	Genova	1 Mar 92
BUR	21.48	Innocent Bologo	Val-de-Reuil	9 Jan 16
CAF	21.02	Valentin Ngbogo	Liévin	12 Jan 95
CAM	22.12	Pin Wanheab	Magglingen	17 Feb 13
CAN	20.26	Andre De Grasse	Fayetteville	14 Mar 15
CAY*	21.42	Kemar Hyman	Blacksburg	22 Jan 11
CGO	21.44	Roger Anquano-Moke	Dortmund	5 Feb 03
CHA	22.07	Docteur Awouride	Val-de-Reuil	20 Feb 11
CHI	20.98	Sebastián Keitel	Barcelona	11 Mar 95
CHN	20.75	Zhang Peimeng	Beijing	30 Mar 13
CIV	20.99	Wilfried Koffi	Nanjing	9 Mar 14
CMR	20.47	Joseph Batangdon	Aubière	2 Mar 03
COD*	21.23	Gary Kikaya	Blacksburg	18 Jan 03
COL	21.26	Jimmy Pino	Lincoln	24 Feb 01
COM	21.20	Hadhari Djaffar	Liévin	18 Feb 00
CPV	22.58	Gracelino Barbosa	Pombal	13 Feb 11

COUNTRY	MARK	NAME	VENUE	DATE	COUNTRY	MARK	NAME	VENUE	DATE
CHA	47.99	Ali Faudet	Bordeaux	15 Feb 92	LBR	47.04	Siraj Williams	Fayetteville	9 Mar 07
CHI	48.04	Pablo Navarrete	New York/Armory	8 Feb 08	LCA	46.66A	Ivan Jean-Marie	Reno	18 Feb 95
CHN	46.08	Wang Liangyu	Macau	31 Oct 07	LIB	49.63	Noureldin Hadid	Hangzhou	15 Feb 14
CIV*	46.69	Gabriel Tiacoh	Budapest	5 Mar 89	LIE	51.33	Fabian Haldner	Magglingen	2 Feb 13
CMR	48.91	Emmanuel Bitanga	Liévin	14 Jan 88	LTU*	46.75	Remigius Valiulis	Sindelfingen	2 Mar 80
	48.7	Emmanuel Bitanga	Paris	6 Feb 88	LUX	47.49	Vincent Karger	Luxembourg	24 Jan 15
COD	45.71	Gary Kikaya	Fayetteville	15 Mar 03	MAC	49.66	Chao Un Kei	Macau	31 Oct 07
COL	48.63	Wilson Canizales	Valencia	14 Mar 95	MAD	47.79	Avtoniaina Rakotoarimandry	Val-de-Reuil	1 Feb 14
COM	47.94	Jannot Bacar Houmadi	Aubiére	21 Feb 15	MAR	46.81	Benyounès Lahlou	Toronto	12 Mar 93
CPV	49.45	Mauricio Alves	Pombal	4 Jan 14	MAS	48.43	Mohd Zauful Zainal Abidin	Doha	15 Feb 08
CRC	45.11	Nery Brenes	Istanbul	10 Mar 12	MAW	50.39	Moses Kondowe	Maebashi	5 Mar 99
CRO	46.38	Luciano Sušanj	Rotterdam	11 Mar 73	MDA	47.09	Vadim Zadoinov	Stockholm	10 Mar 96
CUB	46.09	Ruberto Hernández	Indianapolis	7 Mar 87	MDV	54.14	Zahir Naseer	Pattaya	10 Feb 06
CYP	47.39	Eviprides Demosthenous	Piréas	14 Feb 98	MEX	45.93	Alejandro Cárdenas	Piréas	9 Feb 00
CZE	45.24	Pavel Maslák	Sopot	8 Mar 14		45.93	Alejandro Cárdenas	Stockholm	17 Feb 00
DEN	46.31	Nick Ekelund-Arenander	Stockholm	6 Feb 14	MGL	49.23	Tsendsuren Erdene Munkh	Moskva	24 Feb 90
DMA	46.02	Chris Lloyd	Birmingham	16 Feb 08	MKD	47.35	Ismail Macev	Budapest	7 Feb 87
DOM	45.89	Luguelin Santos	Stockholm	6 Feb 14	MLJ	47.64	Mamoudou Hanne	Eaubonne	8 Feb 09
ECU	58.05	Mateo Vasconez	Aubiére	9 Jan 16	MLT	50.57	Reece Dimech	London (LV)	31 Jan 15
EGY	48.25	Ahmed Abdelhalim Ghanem	Indianapolis	6 Mar 87	MNE	50.07	Ilija Ranitović	Athina	9 Feb 08
ESA	48.21	Takeshi Fujiwara	Doha	12 Mar 10	MNT*		See footnote		
ESP	45.93	David Canal	Madrid	20 Feb 05	MON	49.62	Brice Etès	Lyon	31 Jan 15
EST	45.99	Marek Niit	Fayetteville	26 Feb 11	MOZ	52.15	Diego Mateus Manjate	Braga	16 Jan 10
ETH	46.96	Alemayehu Gudeta	Budapest	5 Mar 89	MRI	46.28	Eric Milazar	Aubiére	26 Feb 06
FIJ*	47.0yA	Saimoni Tamani	Pocatello	27 Feb 71	MTN	50.34	Mandiaye Seck	Orléans	13 Jan 02
FIN*	47.09	Jussi Heikkilä	Fayetteville	2 Mar 08	NAM	47.35	Dasheek Akwenye	Nampa	16 Feb 08
FRA	45.54	Leslie Djhone	Paris	5 Mar 11	NED*	46.71	Bram Peters	Apeldoorn	23 Feb 14
FSM*		See footnote			NFI	50.14	Jonathan McKee	Göteborg	9 Dec 89
GAB	54.43	Edouard Mihindou	Bordeaux	17 Dec 05	NGR*	45.51	Sunday Bada	Paris	9 Mar 97
GAM	46.62	Dawda Jallow	Gainesville	28 Feb 91	NOR	46.88	Mauritz Kåshagen	Rud	30 Jan 16
GBR	45.39	Jamie Baulch	Birmingham	9 Feb 97	NZL*	48.03	Nic O'Brien	New York	14 Feb 03
GBS	48.90	Danilson Ricciulli	Espinho	27 Jan 01	OMA	47.90	Mohamed Salim Al-Rawahi	Pattaya	11 Feb 06
GEO	48.07	Endrik Zilbershtein	Paris	4 Mar 11	PAK	49.40	Muhammad Irfan	Rashd	9 Feb 01
GER	45.05	Thomas Schönlebe	Sindelfingen	5 Feb 88	PAN	46.26	Bayano Kamani	Boston	29 Jan 05
GHA*	46.60	Solomon Arnegatcher	Indianapolis	13 Mar 93	PAR	50.95	Julio Caballero	Sevilla	8 Mar 91
GIB	50.18	Jonathan Lavers	Birmingham	2 Mar 07	PER	51.19	Alberto Izu	Paris	18 Jan 85
GRE	46.36	Kostás Kedéris	Piréas	13 Feb 99		48.1	Fernando Acevedo	Oviedo	4 Feb 78
GRN	44.80	Kirani James	Fayetteville	27 Feb 11	PHI	47.63	Romeo Gido	Budapest	4 Mar 89
GUA*	49.48	Allan Ayala	Spearfish	20 Feb 09	PLE	51.65	Bahaa Al Farra	Istanbul	9 Mar 12
GUI	51.38	Moussa Conde	Crawfordsville	21 Feb 14	PLW	54.80	Nicholas Mangham	Moskva	10 Mar 06
GUM	50.40	Aaron Whitaker	Nampa	21 Feb 15	PNG*	48.79	Wala Gime	Fayetteville	10 Feb 12
GUY*	47.15	Stephan James	New York/Armory	30 Jan 15	POL	45.39	Marek Plawgo	Wien	3 Mar 02
HAI	47.05	Steve Delice	Boston/Allston	8 Mar 08	POR	46.80	Carlos Silva	Genova	18 Feb 98
HKG	49.00	Chan Ka Chun	Hangzhou	15 Feb 14	PUR	46.54	Sean Holston	Fayetteville	10 Feb 12
HON	50.16	Pedro Suazo	Valencia	14 Feb 09	PYF	48.45	Isaac Yaya	Moskva	10 Mar 06
HUN	46.37	Tamás Molnár	Lincoln	10 Feb 90	QAT	45.39	Abdelilah Haroun	Stockholm	19 Feb 15
INA	49.86	Yan Karubaba	Tehran	7 Feb 04	ROU	45.94	Ioan Vieru	Wien	2 Mar 02
IND	47.81	Bibin Mathew	Tehran	26 Feb 10	RSA	46.44	Edwin Modibedi	Syracuse	22 Feb 86
IRI	47.50	Reza Bouazar	Tehran	20 Jan 12	RUS	45.90	Ruslan Mashchenko	Valencia	1 Mar 98
IRL	45.52	David Gillick	Birmingham	3 Mar 07	RWA	50.25	Emmanuel Rubayiza	Paris	7 Mar 97
	45.52	David Gillick	Birmingham	20 Feb 10	SEN	46.94	Amadou Dia Bâ	Paris	19 Jan 85
IRQ	48.92	Maytham Hussein Al-Juaferi	Tehran	13 Feb 15		46.8	Amadou Dia Bâ	Paris	19 Feb 84
ISL	47.59	Kolbeinn Hodur Gunnarsson	Reykjavik	1 Feb 15	SIN	49.57	Shafiq Kashmiri	New Haven	16 Feb 08
ISR	46.46	Donald Sanford	Boston/Allston	8 Feb 14	SKN*	47.24	Melville Rogers	New York	4 Feb 06
ISV	45.81	Tabarie Henry	College Station	30 Jan 10	SLE	51.48	Ibrahim Turay	London (LV)	25 Jan 14
ITA	45.99	Ashraf Saber	Valencia	1 Mar 98	SLO	46.59	Luka Janežič	Wien	31 Jan 15
IVB*	47.71	Khari Herbert	Blacksburg	16 Jan 16	SMR	49.14	Manlio Molinari	Budapest	5 Mar 88
JAM	45.37	Pete Coley	Fayetteville	24 Feb 02	SOM	46.51	Harun Abda	Lincoln	25 Feb 12
JPN	45.76	Shunji Karube	Paris	9 Mar 97	SRB	46.23	Slobodan Branković	Genova	29 Feb 92
KAZ	46.87	Mikhail Litvin	Ust-Kamenogorsk	14 Feb 15	SRI	46.76	Sugath Tillakaratne	Wien	12 Feb 01
KEN	45.98	Charles Gitonga	Liévin	19 Feb 95	STP	49.68	Naiel Almeida	Pombal	14 Feb 09
KGZ	46.29	Nikolay Chernetskiy	Sindelfingen	2 Mar 80		48.5	Filipe Lomba	Braga	20 Feb 88
KOR	46.88	Shon Ju-Il	Tianjin	27 Feb 96	SUD	46.24	Rabah Yousif	Birmingham	20 Feb 10
KOS	51.95	Mentor Ajazaj	Tiranë	6 Feb 14		46.24	Rabah Yousif	Birmingham	19 Feb 11
KSA*	47.31	Ismail Al-Sabayani	Hanoi	1 Nov 09	SUI	45.92	Alain Rohr	Magglingen	13 Feb 00
KUW	48.65	Youssef Moh. Taher Karam	Doha	26 Feb 10	SUR	52.94	Irish Alberg	Winston-Salem	2 Feb 13
LAO	51.70	Khenmanh Chantavong	Hanoi	31 Oct 09	SVK	46.65	Dusan Malovec	Budapest	6 Mar 83
LAT	46.71	Jānis Leitis	Fayetteville	26 Jan 13	SWE	45.59	Jimisola Laursen	Wien	3 Mar 02
					SYR	49.33	Zahirudin Al-Najem	Tehran	8 Feb 04

COUNTRY	MARK	NAME	VENUE	DATE	COUNTRY	MARK	NAME	VENUE	DATE
TAN	48.40	Christopher Mbilo	Sevilla	8 Mar 91	BER*	1:48.61	Aaron Evans	Nampa	9 Mar 12
THA	47.40	Jukkatiip Phocharoen	Macau	31 Oct 07	BIH	1:48.86	Amel Tuka	Istanbul	21 Feb 15
TJK	50.04	Alexandr Pronzhenko	Hangzhou	15 Feb 14	BLR	1:45.9	Andrey Sudnik	Moskva	17 Feb 91
TKM	50.05	Nazar Begliyev	Tehran	7 Feb 04		1:46.22	Anatoliy Makarevich	Stuttgart	2 Feb 92
	49.4	Ildar Hojajev	Ashgabat	25 Jan 13	BOL	1:50.12	Fadrique Iglesias	Valencia	16 Feb 08
TKS	48.82A	Ifeanyi Otunoye	Albuquerque	9 Feb 13	BOT	1:46.13	Otukile Lekote	Fayetteville	10 Mar 01
TLS	60.01	Idefonso dos Santos	Macau	30 Oct 07	BRA	1:45.43	José Luiz Barbosa	Pireás	8 Mar 89
TOG	48.19	Ahmed Sangbana	Blacksburg	27 Feb 99	BRN	1:45.26	Youssef Saad Kamel	Valencia	9 Mar 08
TPE	49.39	Chen Chih-Hsuan	Pattaya	10 Feb 06	BUL	1:47.78	Binko Kolev	Wien	25 Feb 79
TTO	45.03	Deon Lendore	College Station	1 Mar 14	CAF	1:58.11	Jean Maxime Idy	Eaubonne	24 Jan 03
TUN	45.93	Sofiyane Abitini	Fayetteville	13 Feb 04	CAM	1:59.14	Kieng Samorn	Istanbul	9 Mar 12
TUR	46.55	Batuhan Altıntaş	Wien	30 Jan 16	CAN	1:46.47	Gary Reed	Fayetteville	14 Feb 04
UAE	48.24	Ali Obaid Hassan Shirook	Doha	15 Feb 08	CAY*	2:03.75	Andrew Ibeh	Fayetteville	11 Jan 08
UGA*	46.22A	Emmanuel Tugumisirize	Albuquerque	14 Mar 14	CGO	1:56.23	Jean-Bosco Mondzomba	Sevilla	8 Mar 91
UKR	46.63	Myhaylo Knysn	Sumy	23 Feb 08	CHA	1:52.61	Ousmane Ahamat Hassane	Paris	27 Feb 10
URU	47.50	Andrés Silva	Moskva	10 Mar 06	CHI	1:46.76	Tomás Squella	Fayetteville	1 Mar 13
USA	44.57	Kerron Clement	Fayetteville	12 Mar 05	CHN*	1:49.63	Li Huiquan	Tianjin	18 Feb 03
UZB	46.72	Sergey Lovachov	Göteborg	4 Mar 84	CIV	1:49.40	Siahka Bamba	Liévin	16 Feb 01
VEN*	47.08	José Acevedo	Fayetteville	2 Mar 08	CMR	2:08.81	Kah Batupe	Helsinki	18 Mar 10
VIE	48.07	Quang Coch Luc	Birmingham/USA	31 Jan 16	COD*	1:55.35	Mukudi Mubenga	Toronto	12 Mar 93
VIN	46.89	Eswort Coombs	Boston	20 Jan 96	COL	1:47.86	Rafith Rodriguez	Liévin	14 Feb 12
YEM	51.34	Hassan Mohamed Thabit	Pattaya	13 Nov 05	COM	1:59.11	Chamsidine Djabir	Paris	12 Feb 05
ZAM	46.83	Samuel Matete	Indianapolis	7 Mar 98	CPV	1:53.44	Maurício Alves	Pombal	2 Feb 14
ZIM	45.67	Lewis Banda	Fayetteville	10 Mar 06	CRO	1:46.40	Predrag Melnjak	Torino	10 Feb 88

Notes*Oversized track:*

BAR	46.14	Siebert Straughn	Murfreesboro	2 Mar 91
BDI	47.83A	Jean Patrick Nduwimana	Flagstaff	7 Feb 04
BER	46.23A	Troy Douglas	Flagstaff	22 Feb 92
BIZ	48.21A	Kenneth Medwood	Flagstaff	30 Jan 16
CGO	47.91	Benjamin Youla	Johnson City	29 Jan 99
CIV	46.15	Gabriel Tiacoh	Moscow/USA	1 Feb 86
FIJ	47.0y	Saimoni Tamani	Houston	13 Feb 71
FIN	46.79	Juha Pyy	Tampere	27 Feb 88
FSM	56.92	Johnny Thow	Allendale	14 Feb 15
GHA	46.49	Sam Koduah	Moscow/USA	15 Feb 86
GUA	49.04	Allan Ayala	Johnson City	6 Mar 09
GUY	46.48	Richard Jones	Ames	12 Feb 94
IVB	47.4A	Dean Greenaway	Colorado Springs	12 Feb 83
KSA	46.80A	Adel Al-Nasser	Flagstaff	25 Feb 12
MNT	49.31	Julius Morris	Nashville	5 Dec 15
NGR	45.37	Clement Chukwu	Kent/USA	28 Feb 98
NZL	47.19	Nic O'Brien	South Bend	8 Mar 03
PNG	48.08A	Goffrey Bai	Flagstaff	7 Feb 04
SKN	47.18	Melville Rogers	Lexington	24 Feb 07
UGA	46.05	Emmanuel Tugumisirize	Nashville	25 Jan 14
VEN	46.47	Luis Luna	Lexington	24 Feb 07
<i>Not recognised by federation:</i>				
LTU	46.57	Jonas Motiejūnas	Atlanta	4 Mar 00
NED	46.46	Liemarvin Bonevacia	Boston/Allston	31 Jan 15

800 Metres (*y denotes 880 yards*)

AFG	2:01.10	Dost Mohammed Sultani	Sandnes	1 Mar 15	HAI	1:47.56	Moise Joseph	Karlsruhe	29 Jan 06
ALB	1:51.32	Eraldo Qerama	Pireás	2 Feb 14	HKG	1:56.28	Lau Tak Lung	Macau	1 Nov 07
ALG	1:46.87	Réda Abdenouz	Genova	18 Feb 92	HUN	1:46.47	Balázs Korányi	Maebashi	7 Mar 99
AND	1:53.58	Pol Moya	Sabadell	29 Jan 16	INA	1:59.24	Edwin Pattileamonja	Pattaya	13 Nov 05
ANG	1:54.95	Tulio António	Pombal	24 Feb 08	IND	1:49.46	Rajeev Ramesan	Doha	16 Feb 08
ANT	1:54.56	Dale Jones	Indianapolis	6 Mar 87	IRI	1:48.48	Sadjaq Moradi	Tehran	6 Feb 04
ARG	1:49.00	Luis Miguéles	Sevilla	8 Mar 91	IRL	1:48.48	Sadjaq Moradi	Hanoi	2 Nov 09
ARM	1:53.44	Avetik Arakelian	Budapest	5 Mar 04	IRL	1:46.82	Mark English	Athlone	2 Feb 14
AUS*	1:47.48	Ryan Foster	State College	30 Jan 10	IRQ	1:49.42	Adnan Taees Akkar	Hangzhou	19 Feb 12
AUT	1:46.65	Andreas Rappatz	Wien	11 Feb 12	ISL	1:51.07	Björn Margeirsson	Reykjavik	28 Jan 06
AZE	1:48.17	Andrey Vamishin	Moskva	20 Jan 89	ISR	1:47.81	Dustin Emrani	Boston/Allston	11 Feb 12
BAH	1:51.35	Andre Colebrook	New York/Armory	8 Mar 14	ISV	1:53.33	Tabarie Henry	College Station	10 Dec 11
BAN	2:01.16	Salim Miah	Athina	14 Mar 09	ITA	1:45.44	Giuseppe D'Urso	Genova	17 Feb 93
BAR	1:49.09	Ronald Thorne	Fairfax	4 Feb 95	IVB	1:50.55	Kyle Francis	State College	1 Mar 14
BDI	1:45.33	Jean-Patrick Nduwimana	Fayetteville	10 Mar 01	JAM	1:46.70	Alex Morgan	Indianapolis	9 Mar 96
BEL	1:46.46	Joeri Jansen	Gent	8 Feb 04	JPN	1:49.09	Tomonari Ono	Maebashi	14 Feb 93

COUNTRY	MARK	NAME	VENUE	DATE	COUNTRY	MARK	NAME	VENUE	DATE
KAZ	1:48.89	Mikhail Kolganov	Moskva	17 Feb 04	SWE	1:45.91	Martin Enholm	Birmingham	22 Feb 92
KEN	1:44.71	Joseph Mutua	Stuttgart	31 Jan 04	SWZ*		See footnote		
KGZ	1:47.56	Boris Kaveshnikov	Karlsruhe	29 Jan 00	SYR	1:50.02	Mahmoud Al-Kheirat	New York	9 Feb 02
KOR	1:49.08	Lee Jin-Il	Maebashi	14 Feb 93	TAN	1:48.04	Samuel Mwera	Stockholm	15 Feb 05
KOS	1:52.59	Astrit Kryeziu	Tiranë	8 Feb 13	THA	1:56.40	Jakkrit Pattasai	Hanoi	1 Nov 09
KSA	1:52.74	Ali Saad Al-Daraan	Macau	31 Oct 07	TJK	1:52.36	Farkhod Kuralov	Sopot	7 Mar 14
KUW	1:47.37	Mohamed Al-Azimi	Hangzhou	19 Feb 12	TKM	1:54.07	Nazar Begliyev	Birmingham	14 Mar 03
LAO	2:02.61	Saysana Bannavong	Hanoi	1 Nov 09	TOG	2:04.3	Kodjo Tossou	Paris	19 Nov 05
LAT	1:45.72	Dmitrijs Milčevičs	Valencia	9 Mar 08	TPE	2:01.31	Chen Fu-Pin	Pattaya	10 Feb 06
LBA	1:52.64	Abubaker El-Gatrouni	Budapest	5 Mar 04	TTO	1:47.64	Sherridan Kirk	Fayetteville	12 Mar 05
LCA	1:50.01	Miguel Lambert	Boston/Allston	5 Mar 00	TUN	1:48.11	Ali Hakimi	Eaubonne	23 Feb 99
LIB	2:02.34	Mohammad Hannouf	București	19 Feb 11	TUR	1:48.93+	İlham Tanui Özbielen	Istanbul	20 Feb 14
LIE	1:47.41	Günther Hasler	Milano	24 Feb 77	UGA	1:46.10	Mike Okot	Stuttgart	12 Feb 89
LTU	1:48.42	Vitalij Kozlov	Wien	3 Feb 09	UKR	1:46.49	Ivan Heshko	Athina	20 Feb 05
LUX	1:47.44	David Fiegen	Wien	3 Mar 02	URU	1:55.79	Iván García	Barcelona	9 Feb 97
MAC	2:01.78	Henrique da Silva Kuok	Macau	11 Feb 07	USA	1:45.00	Johnny Gray	Sindelfingen	8 Mar 92
MAD	1:48.79	Joseph Rakotoarimanana	Paris	11 Feb 96	UZB	1:47.97	Erkin Isakov	Tashkent	1 Feb 01
MAR	1:45.76	Mahjoub Haïda	Paris	9 Mar 97	VAN	1:54.44	Arnold Sorina	Istanbul	9 Mar 12
MAS	1:55.49	Dewarajoo Jayakumar	Pattaya	11 Feb 06	VEN	1:48.51	William Wuyke	Karlsruhe	24 Feb 89
MAW	1:54.49	Kondawi Chiwina	Budapest	5 Mar 04	VIE	1:57.89	Nguyen Bao The	Hanoi	1 Oct 09
MDA	1:49.6	Anatolii Mamontov	Moskva	10 Feb 74	VIN*	1:49.94	Eversley Linley	Indianapolis	13 Mar 92
MDV	1:58.17	Naseer Ismail	Maebashi	5 Mar 99	YEM	1:49.33	Saeed Basweiden	Blacksburg	27 Feb 99
MEX	1:48.43	James Eichberger	Fayetteville	29 Jan 11	ZAM*	1:47.73	Prince Mumba	Fayetteville	2 Mar 07
MGL	1:55.76	Puntsagsor Purevsuren	Paris	7 Mar 97	ZIM	1:47.78	Saveri Ngidhi	Indianapolis	11 Mar 95
MKD	1:49.36	Vanco Stojanov	Sofia	2 Feb 03					
MLI	1:50.42	Moussa Camara	Luxembourg	30 Jan 16	Notes				
MLT	2:08.22	Reece Dimech	London (LV)	5 Mar 11	<i>Oversized track:</i>				
MNE	1:55.22	Iljija Rantović	Pireás	21 Feb 09	AUS	1:47.32	Ryan Foster	Seattle	13 Feb 10
MON	1:51.24	Brice Étès	Sopot	7 Mar 14	BER	1:47.88	Aaron Evans	Seattle	11 Feb 12
MOZ	1:51.97	Amilcar Leal	Espinho	28 Jan 01	CAY	2:03.56	Andrew Ibeh	Lawrence	28 Jan 05
MTN	1:58.71	Yeli Sagna Keita	Sabadell	17 Jan 15	CHN	1:49.23	Li Xiangyu	Seattle	3 Mar 07
NAM	1:51.27A	Mao Tjiroze	Pocatello	2 Feb 02	COD	1:54.95	Makorobondo Salukombo	Kent/USA	18 Feb 12
NCA	1:56.54	Carlos Mairena	Barcelona	10 Mar 95	CZE	1:45.97	Roman Oravec	Ames	6 Feb 99
NED	1:45.86	Bram Som	Karlsruhe	28 Feb 03	ERI	1:53.98A	Futum Zienaselassie	Flagstaff	24 Jan 15
NGR*	1:49.63	Gbolola Fatuga	Boston/Allston	10 Feb 96	FIN	1:47.06	Wilson Kirwa	Kuopio	13 Feb 00
NOR	1:46.28	Vebjørn Rodal	Birmingham	23 Feb 97	GRN	1:49.59	Shane Charles	Seattle	25 Feb 05
NZL	1:49.25	Mark Rodgers	Lisboa	9 Mar 01	GUM	1:54.82	Anthony T. J. Quan	Moscow/USA	?? Feb 99
OMA	1:54.49	Othman Al-Bousaidi	Doha	22 Jan 13	NGR	1:49.11	Ado Maude	Lubbock	2 Mar 91
PAK	1:52.08	Nadar Khan	Sevilla	8 Mar 91	PER	1:54.30	César Barquero	Seattle	8 Mar 08
PAR	1:54.29	Augusto José Stanley	Fayetteville	1 Mar 13	PUR	1:46.78	Andrés Arroyo	Ames	14 Feb 15
PER*	1:54.34	César Barquero	Nampa	1 Mar 08	SOM	1:46.97	Harun Abda	Ames	28 Jan 12
PHI	1:54.10	John Lozada	Lisboa	9 Mar 01	SUR	1:47.4	Tommy Asinga	South Bend	1 Feb 92
PLE	1:53.48	Abdeselam Al-Dabajji	Budapest	5 Mar 04	SWZ	1:49.19	Ozzie Mdziniso	Ames	7 Mar 98
PNG	1:51.61	Clement Abai	Gainesville	10 Feb 02	VIN	1:48.58	Eversley Linley	Moscow/USA	7 Mar 92
POL	1:44.57	Adam Kszczot	Liévin	14 Feb 12	ZAM	1:47.19	Prince Mumba	Ames	11 Feb 06
POR	1:46.40	Rui Silva	Gent	19 Feb 99					
PUR*	1:48.35	Hector Hernandez	College Station	23 Jan 16	1500 Metres	<i>(y denotes one mile)</i>			
PYF	1:59.73	Teiva Brinkfield	Nogent-sur-Oise	4 Feb 07	AFG	4:07.14	Dost Mohammed Sultani	Sandnes	12 Feb 15
QAT	1:45.48	Abdulrahman Museab Balla	Stockholm	19 Feb 15	ALB	3:51.17	Ilirjan Davidhi	Athina	16 Feb 05
ROU	1:47.21	Petru Dărăgoescu	Pireás	2 Mar 85	ALG	3:34.16	Noureddine Morceli	Sevilla	28 Feb 91
RSA	1:44.91	Mulaelani Mulaudzi	Valencia	9 Mar 08	AND	3:58.68	Pol Moya	Sabadell	22 Jan 16
RUS	1:44.15	Yury Borzakovskiy	Karlsruhe	27 Jan 01	ANG	3:46.48	Túlio Antonio	Pombl	21 Jan 09
RWA	2:13.23	Claudien Gatsinzi	Nogent-sur-Oise	12 Jan 14	ANT	4:04.14	Dale Jones	Indianapolis	6 Mar 87
SAM	2:07.08	Iulio Lafai	Doha	12 Mar 10	ARG*	3:47.0	Pedro Cáceres	Bloomington	7 Feb 87
SEN	1:48.33	Babacar Niang	Indianapolis	8 Mar 87	ARM	3:54.18	Yervand Mkrtchyan	Istanbul	21 Feb 15
SEY	1:54.93	Gaylord Silly	Istanbul	9 Mar 12	AUS	3:39.77	Michael Hillardt	Indianapolis	7 Mar 87
SIN	1:55.63	Leo Fang Jian Yong	Hangzhou	15 Feb 14	AUT	3:38.50	Robert Nemeth	Wien	17 Feb 85
SKN	1:51.0yA	Ezzard Wilson	Pocatello	22 Jan 77	AZE	4:00.80	Namig Asadov	Baku	29 Jan 10
SLE	2:00.67	Saliou Jalloh	Gent	7 Feb 15	BAH	4:24.15y	Andre Colebrook	New York/Armory	10 Jan 14
SLO	1:46.96	Zan Rudolf	Linz	31 Jan 13	BDI	3:33.17	Vénuste Nyongabo	Liévin	22 Feb 98
SMR	1:54.6	Manlio Molinari	Ancona	7 Feb 87	BEL	3:37.30	Pieter-Jan Hannes	Birmingham	21 Feb 15
SOM*	1:48.24	Harun Abda	Fayetteville	9 Mar 13	BHU	4:20.68	Kezang Dorji	Macau	30 Oct 07
SRB	1:46.44	Slobodan Popović	Torino	10 Feb 88	BIH	3:46.2	Vinko Pokrajčić	Wien	25 Feb 79
SRI	2:06.53	Prince Satkunarajah	Eaubonne	13 Dec 14	BLR	3:38.97	Azat Rakipov	Stuttgart	7 Feb 93
STP	1:59.92	Homilizo Santo	Espinho	5 Feb 12	BOL	3:55.50	Fadrique Iglesias	Valencia	27 Jan 07
SUD	1:44.75	Ahmad Ismail	Praha	26 Feb 09	BOT	3:44.33	Mbiganyie Thee	Indianapolis	6 Mar 87
SUI	1:44.93	André Bucher	Wien	3 Mar 02	BRA	3:42.70	Agberto Guimarães	Pireás	8 Mar 89
SUR*	1:49.14	Tommy Asinga	Indianapolis	11 Mar 94	BRN	3:36.28	Belal Mansoor Ali	Stockholm	20 Feb 07
SVK	1:47.06	Jozef Repčík	Birmingham	16 Feb 08	BUL	3:41.7	Evgeni Ignatov	Sofia	8 Feb 81

COUNTRY	MARK	NAME	VENUE	DATE	COUNTRY	MARK	NAME	VENUE	DATE
3000 Metres					ISV	8:16.15	Eddie Garcia	Fayetteville	30 Jan 16
AFG	9:30.15	Mohammad Karim Jaqout	Tehran	12 Feb 15	ITA	7:41.05	Gennaro Di Napoli	Paris	9 Mar 97
ALB	8:27.17	Arti Bekteshi	Pireás	23 Feb 91	JAM	7:46.95	Kemuro Campbell	Fayetteville	9 Mar 13
ALG	7:36.25	Ali Saidaï-Sief	Stuttgart	6 Feb 00	JPN	7:45.62+	Suguro Osako	New York/Armory	31 Jan 15
AND	8:22.32	Josep Sansa	Vilafranca del Penedès	20 Feb 00	KAZ	7:56.05	Vladimir Kalsin	Moskva	19 Feb 83
ANG	7:53.72	Joao N'Tyamba	Stuttgart	7 Feb 93	KEN	7:24.90	Daniel Komen	Budapest	6 Feb 98
ARG	7:52.06	Javier Carriqueo	Gent	24 Feb 08	KGZ	8:08.44	Denis Bagrev	Moskva	13 Feb 09
ARM	8:23.83	Sevak Yeghikian	Paris	4 Mar 11	KOR	8:21.37	Shin Hyun-Su	Hanoi	1 Nov 09
AUS	7:34.50	Craig Mottram	Boston/Roxbury	26 Jan 08	KOS	8:42.44	Meriton Hasanaj	Tiranë	25 Jan 12
AUT	7:44.19	Günther Weidlinger	Stockholm	18 Feb 03	KSA	7:44.64	Mokhied Al-Outaibi	Valencia	11 Feb 06
AZE	7:39.59	Hayle Ibrahimov	Stockholm	21 Feb 13	KUW	8:13.15	Omar Awadh Al-Rashidi	Macau	1 Nov 07
BDI	7:37.82	Vénuste Niyongabo	Birmingham	25 Feb 95	LAO	9:38.37	Sayphone Losavanh	Pattaya	14 Nov 05
BEL	7:38.94	Mohammed Mourhit	Lisboa	11 Mar 01	LAT	8:01.4	Juris Grustiņš	Moskva	1 Mar 73
BER	8:11.95	LaMont Marshall	Boston/Allston	28 Jan 12	LCA	8:17.20	Zepherinus Joseph	Gainesville	9 Feb 03
BHU	9:45.67	Tshewang Pema	Macau	1 Nov 07	LES	8:26.83	Tau Khotso	Lisboa	9 Mar 01
BIH	8:03.66	Vinko Pokrajčić	Torino	11 Feb 84	LIB	8:53.0	Salah Farran	Kiyev	7 Jan 98
BLR	7:45.50	Aleksandr Fedotkin	Wien	25 Feb 79	LIE	8:25.87	Günther Hasler	Magglingen	19 Feb 78
BOL	9:30.82	José Torrico	Zaragoza	4 Feb 12	LTU	7:55.0	Aleksandras Antipovas	Vilnius	12 Feb 78
BOT	8:13.54	Matthews Motshwaratse	Boston	10 Feb 84	LUX	8:06.6	Justin Gloden	Vittel	23 Jan 83
BRA	7:56.76	Adauto Domingues	Budapest	4 Mar 89	MAC	9:32.48	Chan Chan Kit	Macau	1 Nov 07
BRN	7:38.77	Albert Pop	Gent	9 Feb 14	MAR	7:33.73+	Hicham El Guerrouj	Liévin	23 Feb 03
BUL	7:55.4	Evgeni Ignatov	Sofiya	1 Feb 81	MAS	9:06.58	Rajendran Venugopal	Tehran	12 Feb 09
CAM	9:02.00	Hem Bunting	Pattaya	11 Feb 06	MDA	8:03.6	Anatolii Mamontov	Moskva	13 Mar 78
CAN	7:40.17	Kevin Sullivan	Fayetteville	9 Feb 07	MEX*	7:54.07	Juan Luis Barrios	Istanbul	9 Mar 12
CHA	8:39.49	Ahmat Abdou-Daoud	San Sebastián	10 Mar 07	MGL	8:34.15	Narandulam Munkhbayar	Hangzhou	16 Feb 14
CHI	7:58.2	Pedro Edmundow Warnke	Dortmund	7 Feb 76	MKD	8:36.13	Trpe Martinovski	Sofiya	5 Feb 94
CHN	8:01.41	Zhang Yunshan	Tianjin	3 Mar 02	MNE	9:27.76	Dragoljub Koprivica	Istanbul	22 Feb 15
CMR	8:51.28	Stanislas Talontsi	Padova	9 Feb 08	MON	8:48.03	Antoine Berlin	Reims	16 Jan 11
COD	8:12.74	Eduardo Mbengani	Pombal	11 Feb 07	MOZ	8:35.79	Helio Fumo	Espinho	6 Mar 05
COL	7:49.46	Jacinto Navarrete	Sevilla	10 Mar 91	MTN	8:08.67	Mohamed Elbendir	Oviedo	28 Jan 06
CPV	8:07.50	Ruben Sanca	Boston	29 Jan 11	MYA	9:18.27	Hei Mauk	Pattaya	14 Nov 05
CRO	7:49.29	Branko Zorko	Pireás	7 Mar 90	NAM	8:24.59	Lucretz Swartbooi	Pocatello	10 Feb 95
CUB*	8:20.67	Juan Ramón Conde	Paris	20 Feb 93	NED	7:44.34	Gert-Jan Liefers	Birmingham	16 Mar 03
CYP	7:54.16	Hristos Papapétrou	Budapest	6 Feb 98	NIG	8:44.25	Oumarou Souley	Lisboa	9 Mar 01
CZE	7:48.8	Lubomir Tesáček	Praha	28 Jan 81	NOR	7:45.54	Henrik Ingebrigtsen	Praha	7 Mar 15
DEN	7:44.76	Mogens Guldberg	Sevilla	10 Mar 91	NZL	7:44.16	Zane Robertson	Sopot	7 Mar 14
DJI	7:39.81	Ayanleh Souleiman	Gent	10 Feb 13	OMA	8:39.00	Qais Sulaiman Al-Mahrooqi	Tehran	24 Feb 10
DMA	7:56.44	Steve Agar	Toronto	12 Mar 93	PAK	8:46.94	Noushad Khan	Tehran	7 Feb 04
DOM	8:24.03	José Zayas	New York	26 Dec 99	PAN	8:37.13	Kyle Merritt	Nampa	8 Feb 14
ECU	8:54.73	Jefferson Montserrat	Padova	5 Jan 08	PAR	8:33.95	Jorge Cabrera	Moskva	10 Mar 06
ERI	7:45.44	Hais Welday	Dpha	12 Mar 10	PER*	8:29.72	Diego Moreno-Guzman	Nampa	24 Feb 07
ESP	7:32.41	Sergio Sánchez	Valencia	13 Feb 10	PLE	8:23.63	Mohammed Bakheet	Paris	18 Jan 85
EST	7:55.37	Tiidrek Nurme	Stockholm	10 Feb 10	PNG	9:15.69	Sapollai Yao	Mount Vernon	2 Feb 13
ETH	7:26.15	Haile Gebrselassie	Karlsruhe	25 Jan 98	POL	7:49.26	Łukasz Parszczyński	Sopot	23 Feb 14
FIJ	8:40.11	Morgan Clark	Clemson	21 Feb 04	POR	7:39.44	Rui Silva	Stuttgart	6 Feb 00
FIN*	7:52.97	Peuka Päiväranta	Rotterdam	11 Mar 73	PRK	8:37.9	Hwang Chun Min	Pyeongyang	16 Aug 12
FRA	7:33.73	Bouabdellah Tahri	Stockholm	10 Feb 10	PUR	8:02.75	Alfredo Santana	Boston/Allston	3 Mar 13
GAM	8:51.52	Ansu Sowe	Boston/Allston	26 Jan 13	QAT	7:39.77	Saif Saaeed Shaheen	Pattaya	11 Feb 06
GBR	7:33.1+	Mohamed Farah	Birmingham	21 Feb 15	ROU	7:48.47	Ovidiu Olteanu	Budapest	6 Feb 98
GEO	8:05.03	Oleg Strizhakov	Chelyabinsk	4 Mar 90	RSA	7:39.55	Eloyr Gelant	Gent	9 Feb 14
GER	7:37.51	Dieter Baumann	Karlsruhe	12 Feb 95	RUS	7:42.54	Vyacheslav Shabunin	Budapest	6 Feb 98
GHA	8:45.99	Seth Bortey	Carbondale	22 Jan 05	RWA	7:44.19	Mathias Ntawulikura	Sindelfingen	8 Mar 92
GIB	8:18.17	Harvey Dixon	Boston	25 Jan 14	SEN	8:00.40	Cheikh Ameth Tidiane Boyé	Paris	21 Jan 96
GRE	7:43.66	Panayiótis Papoúlias	Pireás	21 Feb 98	SLE	8:38.14	Darrel Gooding	Landover	10 Feb 13
GUA	8:31.72	Iván Felipe Gómez	North York	20 Feb 99	SLO	7:55.97	Boštjan Buč	Erfurt	31 Jan 03
GUI	8:46.70	Abdourahamane Sow	San Sebastián	14 Feb 09	SMR	8:59.30	Joe Guerra	Columbus	9 Jan 15
GUM*	9:10.30	Neil Weare	Portland	13 Feb 99	SOL	9:03.84	Chris Vota	Birmingham	14 Mar 03
GUY	8:47.70	Andrew Smith	Carbondale	17 Jan 04	SOM	7:53.76	Mohamed Ibrahim Aden	New York	13 Feb 98
HAI	8:18.25	Steeve Gabart	Blacksburg	28 Feb 09	SRB	7:51.47	Dragan Zdravković	Milano	9 Mar 83
HKG	9:12.73	Gi Ka Man	Macau	10 Feb 07	SRI*		See footnote		
HUN	7:48.81	Gábor K. Szabó	Budapest	1 Feb 86	SSD*	8:38.96	Kennedy Charicha	Turku	1 Feb 15
INA	8:58.64	Mohammad Al-Quraisy	Hangzhou	19 Feb 12	SUD	7:49.74	Lopez Lomong	Fayetteville	10 Mar 07
IND	7:49.47	Surendra Kumar Singh	Doha	16 Feb 08	SUI	7:44.43	Marius Ryffel	Wien	25 Feb 79
IRI	8:13.00	Hamid Sadjaji	Rashd	13 Feb 98	SVK	7:54.59	Miroslav Vanko	Stockholm	17 Feb 00
IRL	7:38.59	Alistair Cragg	Fayetteville	14 Feb 04	SWE	7:48.44	Kent Claesson	Karlsruhe	14 Feb 97
IRQ	9:03.36	Adnan Taees Akkar	Tehran	7 Feb 04	SWZ	8:09.99	Sipho Dlamini	Barcelona	10 Mar 95
ISL	8:10.94	Kári Steinn Karlsson	Reykjavik	21 Jan 07	SYR	9:53.52	Khaled Ghanat	Mashad	3 Feb 12
ISR*	7:55.42	Itai Maggidi	Birmingham	2 Mar 07	TAN	7:47.4+	Suleiman Nyambui	San Diego	17 Feb 78
					THA	8:10.39	Srisung Boonthung	Pattaya	14 Nov 05

COUNTRY	MARK	NAME	VENUE	DATE	COUNTRY	MARK	NAME	VENUE	DATE
TJK	8:18.20	Yevgeniy Stakanov	Moskva	17 Feb 04	COL	7.61	Paulo Villar	Moskva (4s3)	11 Mar 06
TLS	9:37.67	Augusto Ramos Soares	Macau	1 Nov 07		7.61	Paulo Villar	Moskva (7)	11 Mar 06
TPE	8:14.61	Wu Wen-Chien	Birmingham	14 Mar 03	COM	7.84	Abdallah Mohamed	Ypsilanti	17 Jan 04
TUN	7:53.75	Mahmoud Kalboussi	Sevilla	8 Mar 91	CPV	7.75	Henry Andrade	Toronto	13 Mar 93
TUR	7:38.42	Ali Kaya	Praha	7 Mar 15	CRO	7.69	Jurica Grabušić	Zagreb	30 Jan 10
UGA	7:37.44	Moses Kipsiro	Birmingham	18 Feb 12		7.69	Jurica Grabušić	Zagreb	27 Feb 10
UKR	7:41.01	Sergiy Lebid	Athina	22 Feb 04	CUB	7.33	Dayron Robles	Düsseldorf	8 Feb 08
URU	8:00.89	Ricardo Vera	Sevilla	27 Feb 90	CYP	7.67	Milan Trajkovic	Pireás	15 Feb 15
USA	7:30.16	Galen Rupp	Stockholm	21 Feb 13	CZE	7.44	Petr Svoboda	Praha	27 Feb 10
UZB	8:19.05	Abdurrahman Ibragimov	Tashkent	79	DEN	7.73	Andreas Martinson	Praha	6 Mar 15
VEN	8:02.18	Germán Beltrán	Indianapolis	11 Mar 89	DOM	7.75	Ramon Sosa	New York/Armory	6 Feb 09
VIE	8:57.92	Nguyen Van Hong	Macau	10 Feb 07	ECU	7.71	Jackson Quinónez	Madrid	24 Feb 05
VIN	8:28.89	DeLohnni Samuel	Birmingham/USA	8 Feb 14	EGY	8.09	Mohammed Samy	Barcelona	11 Mar 95
ZAM*	7:57.21	Obed Mutanya	Fayetteville	10 Mar 07	ESA	8.03	Renán Palma	Norman	25 Feb 11
ZIM	7:55.96	Tendai Chimusasa	Berlin	4 Feb 94	ESP	7.52	Jackson Quinónez	Valencia	24 Feb 08
Notes									
<i>Oversized track:</i>									
FIN	7:51.69	Samuli Vasala	Tampere	11 Feb 97		7.56	Arto Bryggare	Budapest	6 Mar 83
GUM	8:59.44	Derek Mandell	Seattle	3 Mar 07		7.56	Arto Bryggare	Liévin	22 Feb 87
ISR	7:54.11	Itai Maggidi	South Bend	3 Feb 07	FRA	7.42	Ladji Doucouré	Liévin	26 Feb 05
MEX	7:44.63	Diego Estrada	Seattle	11 Feb 12	GAB	8.34	Junior Effa Effa	Paris	12 Dec 15
PER	8:18.12	Diego Moreno-Guzman	Seattle	3 Mar 07	GAM	7.91	Mensah Elliott	Cardiff	3 Feb 02
SSD	8:10.66	Guor Marial	Ames	30 Jan 10	GBR	7.30	Colin Jackson	Sindelfingen	6 Mar 94
ZAM	7:55.24	Obed Mutanya	Seattle	24 Feb 07	GBS	8.53	Edivaldo Monteiro	Braga	11 Feb 96
<i>Not recognised by federation:</i>									
CUB	8:17.10	Mauris Sured Castillo	Antequera	7 Jan 12	GEO	7.66	Anatoliy Moshiaşvili	Göteborg	10 Mar 74
MEX	7:49.53	Diego Estrada	Fayetteville	9 Mar 13	GER	7.41	Falk Balzer	Chernitz	29 Jan 99
SRI	9:45.71	Anusan Rajeentan	Hanau	14 Mar 10	GHA	7.85	Keith Nkrumah	Blacksburg	25 Jan 13
60 Metres Hurdles									
ALB	7.86	Elton Bitincka	Pireás	21 Feb 07	GRE	7.60	Konstadinos Douvalidis	Praha	25 Feb 14
ALG	7.73	Othmane Hadj Lazib	Metz	29 Feb 12	GRN	7.70	Alleyne Lett	Fayetteville (1h3)	9 Mar 07
AND	8.15	Estève Martín	Escaldes	4 Mar 00		7.70	Alleyne Lett	Fayetteville (2)	9 Mar 07
ANG	7.91	Jonas Mateus	Paris	14 Jan 07	GUA	8.39	Allan Ayala	Johnson City	6 Mar 09
ANT	8.03	Randy Gillon	Madison	21 Feb 99	GUI	8.36	Moussa Conde	Fayetteville	31 Jan 15
ARG	7.89	Agustín Carrera	São Caetano do Sul (3h2)	16 Feb 14	GUM	9.16	Kenneth Karosich	Cedar Falls	20 Feb 09
	7.89	Agustín Carrera	São Caetano do Sul (3)	16 Feb 14	GUY	7.85	Charles Allen	Blacksburg	19 Feb 00
ARM	9.45	Arsen Dubski	Tbilisi	16 Feb 14	HAI	7.55	Dudley Dorival	Stockholm	15 Feb 01
AUS	7.73	Kyle Vander-Kuyp	Barcelona	11 Mar 95	HKG	8.04	Tang Hon Sing	Beijing	20 Feb 01
	7.73	Kyle Vander-Kuyp	Barcelona	12 Mar 95	HON	8.04	Ronald Beneth	Valencia	14 Feb 09
	7.73	Kyle Vander-Kuyp	Paris	8 Mar 97	HUN	7.56	Dániel Kiss	Budapest	13 Feb 10
AUT	7.44	Elmar Lichtenegger	Wien	2 Mar 02	INA	8.25	Rio Maholtra	Hangzhou	15 Feb 14
AZE	7.85	Gennadiy Chugunov	Moskva	87	IND	7.80A	Thingalaya Siddhanth	Flagstaff	30 Jan 16
BAH	7.49	Shamar Sands	Liévin	10 Feb 09	IRI	7.82	Rouholla Ashgari	Tehran	8 Feb 04
BAN	7.89	Mahfuzur Rahman	Roma	29 Jan 12	IRL	7.57	Peter Coghlan	Blacksburg	26 Feb 99
BAR	7.54	Greggmar Swift	New York/Armory	14 Feb 15	IRQ	7.89	Amir Shaker	Våxjö	24 Jan 16
BEL	7.55	Jonathan N'Senga	Valencia	1 Mar 98	ISL	7.98	Jón Arnar Magnússon	Reykjavik	13 Feb 00
BEN	8.99	Gerald-James Tchiakpe	Eaubonne	11 Feb 12	ISR	7.95	Ophir Shmueli	Budapest	9 Feb 97
BER	8.09	Tristan Joynes	Birmingham/USA	8 Feb 14	ISV	7.57A	Eddie Lovett	Albuquerque	14 Mar 14
BIH	7.96	Adnan Malkić	Torino	6 Mar 09	ITA	7.51	Paolo Dal Molin	Göteborg	1 Mar 13
BLR	7.54	Yuriy Chervanyev	Sindelfingen	2 Mar 80	IVB	8.67	Keron Stoute	Landover	15 Feb 14
BOL	8.48	Nelson Camilo Acebey	Sopot	8 Mar 14	JAM	7.45	Omar McLeod	Fayetteville	14 Mar 15
BOT	9.12	Calvin Dikomane	Montpellier	17 Jan 15	JPN	7.75	Masato Naito	Valencia	8 Mar 08
BRA	7.60	Márcio Simão de Souza	Karlsruhe	15 Feb 04	KAZ	7.78	Andrey Gutov	Minsk	11 Feb 92
BRN	10.22	Bazar Nawaz Al-Setar	Doha	15 Feb 08		7.5	Igor Khitryakov	Karaganda	19 Jan 92
BUL	7.62	Zhivko Videnov	Sofiya	29 Jan 00	KEN	7.7	John Kiplangat Ngeno	Portland	31 Jan 76
BUR	8.78	Aziz Abdul Ouédraogo	Bordeaux	3 Feb 07	KGZ	8.10	Yevgeniy Shorokhov	Barcelona	11 Mar 95
CAN	7.41	Mark McKoy	Toronto	14 Mar 93	KOR	7.78A	Park Tae-Kyong	Flagstaff	21 Feb 14
CAY	7.58	Ronald Forbes	Fayetteville	14 Mar 08	KSA	7.81	Sami Ahmed Al-Haider	Hanoi	1 Nov 09
CGO	7.85	Hakim Mazou	Magglingen	23 Feb 97	KUW	7.74	Abdulaziz Al-Mandeeel	Sopot	8 Mar 14
CHA	8.97	Louis Magloire Ntankeu	Nogent-sur-Oise	28 Jan 07	LAO	8.58	Oudomsack Chanthavong	Hanoi	2 Nov 09
CHI	7.97	Gonzalo Barroilhet	Clemson	29 Jan 16	LAT	7.42	Igor Kazanov	Moskva	25 Feb 89
CHN	7.41	Liu Xiang	Birmingham	18 Feb 12	LBR	7.67	Jangy Addy	New York	8 Feb 08
CIV	7.98	Marcellin Dally	Nogent-sur-Oise	12 Feb 94	LCA	8.47	Dominic Johnson	Manhattan	16 Jan 99
CMR	8.29	Uriel Dissi Tchawo	Lyon	31 Jan 16	LIB	8.36	Ahmad Hazer	Doha	12 Mar 10
COD	7.78	Tino Ngoy	Ypsilanti	17 Jan 04		8.36	Ahmad Hazer	Mashad	4 Feb 12
					LTU	7.69	Mantas Šilkauskas	Manhattan	21 Jan 12
					LUX	8.03	Claude Godart	Luxembourg	27 Jan 07
						8.03	Claude Godart	Karlsruhe	11 Feb 07
					MAC	8.34	long Kim Fai	Sopot	8 Mar 14

COUNTRY	MARK	NAME	VENUE	DATE	COUNTRY	MARK	NAME	VENUE	DATE
MAD	7.82	Berlioz Randriamihaja	Luxembourg	29 Jan 05	High Jump				
MAR	7.99	Mohamed Koussi	Eaubonne	8 Feb 14	AFG	1.70	Said Gilani	Hamburg	15 Feb 14
MAS	7.91	Mohd Faiz Mohamad	Pattaya	11 Feb 06	ALB	2.05	Qemal Corja	Tirane	14 Mar 89
MDA	7.84	Alexandr Enko	Sofiya	4 Feb 95	ALG	2.27	Othmane Belfaa	Paris	18 Jan 85
MEX	8.08	Ricardo Flores	Houston	1 Feb 14		2.27	Othmane Belfaa	Firenze	6 Feb 85
MKD	8.41	Robert Kosev	Sofiya	8 Feb 93	AND	2.12	Estéve Martin	Vilafranca del Penedès	3 Feb 96
MLI	7.77	Mohammed Kone	Paris	28 Feb 10	ANG	1.96	António Afonso Deslandes	Aveiro	16 Feb 91
MNE	8.18	Darko Pešić	Novi Sad	26 Jan 13	ANT	2.24	James Grayman	Gent	21 Feb 10
	8.18	Darko Pešić	Novi Sad	14 Feb 15	ARG	2.10	Erasmus Jara	Formosa	22 Dec 98
MON	8.77	Anthony de Sevelinges	Bompas	3 Feb 07	ARM	1.95	Karapet Sukiasyan		28 Feb 13
MRI	8.17	Christophe Du Mée	South Bend	3 Feb 07	ASA	1.85A	Makisi Haleck	Colorado Springs	16 Feb 02
NED	7.52	Gregory Sedoc	Stuttgart	7 Feb 09	AUS	2.33	Tim Forsyth	Balingen	16 Feb 97
	7.52	Gregory Sedoc	Düsseldorf	13 Feb 09	AUT	2.24	Markus Einberger	Wien	16 Feb 85
NEP	11.04	Shrestha Santosh Kumar	Macau	31 Oct 07	AZE	2.32	Valeriy Sereda	Leningrad	25 Jan 86
NGR	7.64	Selim Nurudeen	Paris	13 Feb 09	BAH	2.36	Troy Kemp	Weinheim	18 Mar 94
NIG	9.59	Smael Madougou	Aubiére	17 Dec 05	BAR	2.23	Henderson Dottin	Nampa	28 Feb 03
NOR	7.69	Vladimir Vukicevic	Göteborg	1 Mar 13	BEL	2.31	Eddy Annys	Simmerath	17 Jan 86
NZL	8.25	Brent Newdick	Tallinn	4 Feb 12		2.31	Eddy Annys	Solna	25 Feb 86
OMA	8.16	Jalal Salem Al-Gabshi	Doha	24/25 Jan 12	BEN	1.33	Dilly Chablis	Fontainebleau	7 Nov 15
PAK	7.95	Abdul Rasheed	Pattaya	14 Nov 05	BER	2.35	Nick Saunders	Hamilton	13 Jan 89
	7.95	Muhammad Sajid Ahmad	Tehran	21/22 Feb 07	BIH	2.29	Elvir Krehmić	Pireas	13 Feb 99
PAN	7.79	Curt Young	Houston	31 Jan 98	BLR	2.33	Oleg Zhukovskiy	Banská Bystrica	8 Feb 95
PER	7.98	Jorge McFarlane	Santiago/CHI	23 Feb 10	BOL	1.56	Alberto Antelo	Antequera	25 Jan 14
PHI	7.86A	Eric Cray	Albuquerque	24 Jan 14	BOT	2.28	Kabelo Kgosiemang	Arnstadt	6 Feb 10
PNG	8.22	Wala Gime	Fayetteville	8 Feb 13		2.28	Kabelo Kgosiemang	Doha	14 Mar 10
POL	7.51	Tomasz Ścigaczewski	Maebash	5 Mar 99	BRA	2.25	Jessé de Lima	Banská Bystrica	17 Feb 04
POR	7.66	Rasul Dabó	Metz	28 Feb 14		2.25	Jessé de Lima	Otterberg	28 Feb 04
	7.66	Joao Almeida	Praha	6 Mar 15	BRN	2.13	Salem Nasser Bakheet	Pattaya	10 Feb 06
PRK	8.7	Choe Myong Chol	Pyeongyang	16 Aug 12	BRU	1.96	Abdul Hakim Hj Yahya	Sheffield	24 Feb 10
PUR	7.71A	Héctor Cotto	Flagstaff	7 Feb 14	BUL	2.31	Georgi Dakov	Budapest	26 Feb 91
PYF	8.23	Toriki Urarii	Metz	11 Jan 09	BUR	2.19	Boubacar Séré	Leverkusen	20 Jan 08
QAT	7.81	Mohamed Aissa Al-Thawadi	Hanoi	1 Nov 09	CAN	2.35	Derek Drouin	Fayetteville	9 Mar 13
ROU	7.50	Gheorghe Boroi	Liévin	13 Feb 94	CAY	2.09	Omar Wright	Houston	24 Feb 06
RSA	7.52	Shaun Bownes	Gent	23 Feb 01	CGO	2.02	Daniel Nguembo	Hirson	17 Jan 15
RUS	7.44	Yevgeniy Borisov	Moskva	16 Feb 08	CHA	2.14	François Béoring-Yan	Paris	31 Jan 99
SAM	8.64	Avele Tanielu	Moskva	11 Mar 06	CHI	2.15	Heinz Falter	Fürth	22 Jan 92
	8.4	Willie Fong	Auckland	16 Oct 83	CHN	2.33	Zhang Guowei	Beijing	21 Mar 14
SEN	7.75	Moussa Demebele	Hampton	10 Feb 13	CIV	2.06	Francois Aboua	Vittel	17 Jan 99
SIN	9.21	Shawn Wee	Cardiff	15 Dec 13	CMR	2.25	Fernand Djoumessi	Bordeaux	23 Feb 14
SKN	8.46	Adolphus Jones	Ames	12 Feb 10	COD	2.14	Mekombo Masanga	Eaubonne	5 Dec 15
SLE	7.90	Ben Grant	Birmingham	9 Jan 93	COL	2.27	Gilmar Mayo	Pireas	24 Feb 99
SLO	7.64	Damjan Zlatnar	Wien	29 Jan 08	COM	1.50	Zayed Saïdou	Paris	3 Jan 15
SMR	9.22	Manlio Molinari	Ancona	20 Feb 00	CPV	1.98	Stephane Varela	Pombal	27 Jan 13
SRB	7.67A	Milan Ristić	Albuquerque	14 Mar 14	CRO	2.28	Novica Čanović	Thessaloniki	25 Feb 86
SRI	8.03	Chaminda Fonseka	Bielefeld	12 Feb 99	CUB	2.43	Javier Sotomayor	Budapest	4 Mar 89
STP	8.46	Arlindo Leocadio Pinheiro	Espinho	18 Jan 03	CYP	2.32	Kyriacos Ioannou	Novi Sad	7 Feb 08
SUD	7.97	Todd Jouda Matthews	Clemson	28 Feb 04		2.32	Dimitrios Hondrokoúkis	Pireas	14 Feb 15
SUI	7.62	Ivan Bitzi	Maggingen	17 Feb 02	CZE	2.37	Jaroslav Bába	Arnstadt	5 Feb 05
SVK	7.55	Igor Kováč	Praha	20 Feb 99	DEN	2.27	Michael Mikkelsen	Glasgow (KH)	4 Mar 90
SWE	7.54	Robert Kronberg	Lisboa	9 Mar 01		2.27	Janick Klausen	Paris	4 Mar 11
	7.54	Robert Kronberg	Glasgow (KH)	18 Mar 01	DOM	1.96	Steward Pena	Maggingen	23 Feb 14
SYR	8.36	Bilal Al-Tares	Tehran	26 Feb 10	ECU	2.25	Diego Ferrin	Eaubonne	11 Feb 11
TGA	9.06	Inoke Finau	Doha	12 Mar 10	EGY	2.24	Karim Samir Lotfy	Chemnitz	29 Feb 08
THA	7.78	Jumrus Rittidet	Hanoi	1 Nov 09	ESP	2.31	Arturo Ortiz	San Sebastián	18 Feb 90
TKM	8.47	Baimurad Achimouradov	Maebash	5 Mar 99		2.31	Arturo Ortiz	Gundelsheim	14 Feb 93
TPE	7.78	Huang Kun-Yu	Osaka	2 Feb 13	EST	2.27	Marko Aleksejev	Tallinn	15 Feb 04
TTO	7.59	Wayne Davis II	Fayetteville	9 Mar 13	FIJ	1.68	Harold Nair	Houston	1 Feb 08
TUN	8.11	Hamdi Dhoubi	Aubiére	1 Mar 03	FIN	2.33	Osku Torro	Tampere	5 Feb 11
TUR	7.97	Mustafa Günel	Bratislava	1 Feb 15	FRA	2.35	Jean-Charles Gicquel	Paris	13 Mar 94
UKR	7.53	Vladimir Belokon	Kiyev	12 Feb 94	GAB	2.11	Hilaire Onwanlele	Vittel	9 Jan 94
	7.53	Sergiy Demydyuk	Karlsruhe	11 Feb 07	GAM	2.06	Momodou Drammeh	Lewisburg	6 Dec 14
USA	7.36	Greg Foster	Los Angeles	16 Jan 87	GBR	2.38	Steve Smith	Wuppertal	4 Feb 94
	7.36	Allen Johnson	Budapest	6 Mar 04	GBS	1.96	Danilo Pereira	Alparca	2 Feb 08
	7.36	Terrence Trammell	Doha	14 Mar 10	GEO	2.16	Zurab Gogochuri	Mogilyov	26 Jan 13
UZB	7.58	Sergey Usov	Moskva	23 Feb 91		2.16	Zurab Gogochuri	Mogilyov	5 Feb 13
VIE	8.19	Tran Nghia Nhan	Hanoi	1 Oct 09	GER	2.42	Carlo Thränhardt	Berlin	26 Feb 88
VIN	9.80	Ronald De-Bique	Sheffield	15 Feb 12	GHA	2.08	Kingsley Adams	Kansas City	3 Mar 73
ZAM	8.4	Davison Lishebo	Cosford	13 Mar 76	GRE	2.35	Lámbros Papakóstas	Barcelona	12 Mar 95
ZIM	7.94	Ian Harnden	Blacksburg	19 Feb 00					

COUNTRY	MARK	NAME	VENUE	DATE	COUNTRY	MARK	NAME	VENUE	DATE
GRN	2.17	Kurt Felix	Nampa	24 Feb 11	POL	2.37	Artur Partyka	Sulingen	3 Feb 91
GUA	2.08	Teodoro Flores Palacios	Chicago	8 Mar 63		2.37	Artur Partyka	Sevilla	10 Mar 91
GUI	1.88	Moussa Conde	Fayetteville	30 Jan 15		2.37	Artur Partyka	Balingen	11 Feb 95
GUM	1.65	Jude Martinez	Seattle	7 Feb 08		2.37	Artur Partyka	Spala	18 Feb 00
GUY	2.14	Devon Bond	College Station	28 Feb 09	POR	2.21	Paulo Goncalves	Pombal	2 Mar 08
HAI	2.17	Huguens Jean	Boston	9 Mar 03	PUR	2.24	Luis Castro	Bielefeld	8 Feb 14
HKG	2.18A	Marc Chenn	Colorado Springs	29 Jan 00	PYF	1.96	Raihau Maiiau	Bompas	26 Jan 14
HUN	2.27	Péter Deutsch	Budapest	24 Feb 90	QAT	2.41	Mutaz Essa Barshim	Athlone	18 Feb 15
INA	2.00	Syahrial	Macau	30 Oct 07	ROU	2.38	Sorin Matei	Wuppertal	3 Feb 95
IND	2.18	Hari Shankar Roy	Macau	1 Nov 07	RSA	2.28	Jacques Freitag	Bydgoszcz	26 Jan 05
IRI	2.24	Mohammad Vazifehdoust	Tehran	22 Jan 16		2.28	Jacques Freitag	Tallinn	20 Feb 05
IRL	2.28	Brendan Reilly	Reykjavik	5 Mar 00		2.28	Ramsay Carelse	Tallinn	28 Feb 06
	2.28	Adrian O'Dwyer	Budapest	24 Feb 04	RUS	2.42	Ivan Ukhov	Praha	25 Feb 14
IRQ	2.00	Sinan Adnan Askar	Mashad	3 Feb 12	SEN	2.23	Moussa Fall	Paris	26 Feb 83
ISL	2.28	Einar Karl Hjartarson	Reykjavik	18 Feb 01	SEY	2.18	William Woodcock	Karlsruhe	7 Feb 07
ISR	2.31	Konstantin Matusevich	Stockholm	10 Mar 96	SKN	2.06	Adolphus Jones	Norman	26 Feb 10
ITA	2.34	Marco Fassinotti	Ancona	23 Feb 14	SLO	2.31	Rozle Prezelj	Ljubljana	24 Jan 04
	2.34	Marco Fassinotti	Hustopeče	24 Jan 15	SMR	2.22	Eugenio Rossi	Pordenone	31 Jan 15
IVB	2.16	Sam Noel	Lexington	31 Jan 98	SOM	1.75	Weliye Keynan	Aigle	13 Jan 13
JAM	2.30	Germaine Mason	Arnstadt	8 Feb 03	SRB	2.35	Dragutin Topić	Stockholm	10 Mar 96
JPN	2.28	Naoyuki Daigo	Yokohama	19 Feb 06	SRI	2.23A	Manjula Wijesekara	Albuquerque	21 Jan 06
KAZ	2.32	Sergey Zasimovich	Vilnius	12 Jan 85	STP	2.01	Hedson Trindade	Pombal	31 Jan 10
KEN	2.16	Mathew Sawe	Köln	27 Jan 16	SUD	2.28	Ali Mohamed Younes Idris	Bordeaux	23 Feb 14
KGZ	2.38	Igor Paklin	Indianapolis	7 Mar 87	SUI	2.32	Roland Dalhäuser	Milano	6 Mar 82
KIR	1.91	David Birati	Bairiki	9 Jul 09		2.32	Roland Dalhäuser	Indianapolis	7 Mar 87
KOR	2.25	Lee Jin-Taek	Maebashi	13 Feb 94	SVK	2.32	Róbert Ruffini	Berlin	26 Feb 88
	2.25	Yun Seung-Hyun	Manhattan KS	23 Jan 16		2.32	Róbert Ruffini	Pireás	7 Mar 90
KSA	2.15	Jamel Kassem Al-Fakhry	Macau	1 Nov 07	SWE	2.41	Patrik Sjöberg	Pireás	1 Feb 87
	2.15	Jamel Kassem Al-Fakhry	Macau	1 Nov 07	SYR	2.26	Majed Eldein Ghazal	Istanbul	10 Mar 12
KUW	2.15	Salem Sayar Ibrahim Al-Anezi	Macau	1 Nov 07	THA	2.15	Torlarp Sudjinta	Pattaya	13 Nov 05
LAO	1.85	Oudomsack Chanthavong	Hanoi	1 Nov 09	TJK	2.28	Oleg Palashevskiy	Moskva	11 Feb 84
LAT	2.28	Normunds Sietiņš	Panevėžys	15 Feb 92	TKS	2.04	Simpson Penn	Landover	19 Feb 11
LBR	2.01	Jah Bennett	Seattle	2 Feb 08		2.04	Simpson Penn	New York/Armory	14 Jan 12
LCA	2.25	Darwin Edwards	Uxbridge	27 Jan 08		2.04	Simpson Penn	Landover	21 Jan 12
LIB	2.24	Jean-Claude Rabbath	Weinheim	7 Feb 07		2.04	Simpson Penn	Boston/Allston	4 Mar 12
LIE	1.92	Simon Hasler	Dornbirn	17 Jan 16	TPE	2.10	Hsiang Chun-Hsien	Hangzhou	16 Feb 14
LTU	2.28	Raivydas Stanyš	Vilnius	31 Jan 15	TTO	2.15	Kevin Huggins	Carbondale	7 Dec 07
LUX	2.17	Raymond Conzemius	Dortmund	26 Mar 88		2.15	Daniel Kashef	Bloomington	1 Feb 14
MAC	1.95	Lei Kuok Kuan	Macau	30 Oct 07	TUN	1.95	Hamdi Dhoubi	Aubiére	1 Mar 03
MAD	2.04	Pierre Yavizama	Genova	20 Jan 89	TUR	2.24	Metin Durmuşoğlu	Izmir	27 Feb 02
MAR	2.00	Mohamed Aghlal	Paris	18 Jan 85		2.24	Metin Durmuşoğlu	Pireás	23 Feb 02
MAS	2.15	Lou Cwee Peng	Toronto	13 Mar 93	UAE	2.08	Sayed Abbas Al-Alaoui	Tehran	25 Feb 10
	2.15	Lee Hup Wei	Ostrava	24 Jan 12	UGA	1.80	Sam Ageta-Bua	Middleton St. George	17 Dec 72
	2.15	Lee Hup Wei	Wien	11 Feb 12	UKR	2.38	Gennadiy Avdeyenko	Indianapolis	7 Mar 87
MAW	2.08	Wanangwa Mkwandawire	Cardiff	4 Feb 06	USA	2.40	Hollis Conway	Sevilla	10 Mar 91
MDA	2.22	Andrei Miticov	Chişinău	8 Feb 15	UZB	2.30	Gennadiy Belkov	Chelyabinsk	30 Jan 83
	2.22	Andrei Miticov	Istanbul	21 Feb 15	VIE	2.15	Nguyen Duy Bang	Hanoi	1 Oct 09
MEX	2.26	Edgar Rivera	Fayetteville	25 Jan 13	ZAM	1.96	Mutale Mulenga	Cosford	21 Mar 86
	2.26	Edgar Rivera	Fayetteville	9 Mar 13	ZIM	2.16	George Maringapasi	New York	15 Jan 00
	2.26A	Edgar Rivera	Flagstaff	7 Feb 14					
	2.26	Edgar Rivera	Köln	27 Jan 16					
MKD	2.05	Blagojce Blazevski	Sofiya	4 Feb 95	Pole Vault				
	2.05	Redzhep Selman	Sofiya	12 Feb 05	AFG	3.70	Said Gilani	Hamburg	15 Feb 14
MLI	2.24	Abdoulaye Diarra	Aubiére	17 Feb 13	ALB	5.00	Sazan Fisheku	Tirana	16 Mar 90
	2.24	Abdoulaye Diarra	Eaubonne	7 Feb 15		5.00	Sazan Fisheku	Pireás	23 Feb 91
MNE	2.02	Darko Pešić	Novi Sad	11 Jan 14		5.00	Sazan Fisheku	Tirana	8 Jan 92
MOZ	1.75	Mussa Pereira	Pombal	29 Jan 11		5.00	Sazan Fisheku	Sofiya	15 Feb 92
MRI	2.21	Khemraj Naiko	Hirson	24 Jan 99	ALG	5.30	Samy Si Mohammed	Paris	30 Jan 94
NAM	1.96	Hans Christian Von Lieres	Cardiff	13 Jun 15	AND	4.85	Miquel Vilchez	Sabadell	25 Jan 15
NED	2.31	Wilbert Pennings	Siegen	9 Feb 02	ANG	3.50	António Afonso Deslandes	Madrid	25 Jan 92
NGR	2.32	Anthony Idiata	Pátra	15 Feb 00	ARG	5.60	Germán Chiaraviglio	Donetsk	10 Feb 07
NIG	1.89	Smael Madougou	Aubiére	15 Dec 07	ASA	5.27	Makisi Haleck	South Bend	5 Mar 05
NOR	2.36	Steinar Hoen	Balingen	12 Feb 94	AUS	6.06	Steven Hooker	Boston/Roxbury	7 Feb 09
	2.36	Steinar Hoen	Berlin	3 Mar 95	AUT	5.77	Hermann Fehringer	Wien	24 Feb 91
NZL	2.16	Roger Te Puni	Waitemata	16 Oct 83	AZE	4.50	Jeyhun Huseynov	Baku	9 Feb 08
PAN	2.18	Alexander Bowen	Boston/Allston	1 Mar 15	BAH	4.95	Brent Vanderpool	Annapolis	15 Feb 88
PER	2.23	Hugo Munoz	Moscow/USA	6 Feb 99	BAR	3.60	Clifford Brooks	London	8 Jan 77
PHI	2.09	Tyler Ruiz	Naperville	25 Jan 14	BEL*	5.70	Thibaut Duval	Wien	2 Mar 02
						5.70	Kevin Rans	Donetsk	12 Feb 06

COUNTRY	MARK	NAME	VENUE	DATE	COUNTRY	MARK	NAME	VENUE	DATE
BIH	4.70	Borivoje Bošnjak	Sarajevo	12 Feb 75	LIE	3.50	Simon Hasler	Dornbirn	17 Jan 16
BLR	5.85	Dmitriy Markov	Stockholm	9 Mar 96	LTU	5.30	Zigmas Bilūnas	Kaunas	4 Feb 84
BOT	3.80	Calvin Dikomane	Nice	20 Dec 14	LUX	5.40	Fabian Mores	Innsbruck	21 Jan 06
BRA	5.76	Thiago Braz	Donetsk	15 Feb 14	MAD	4.50	Florian Henry	Paris	25 Jan 03
BUL	5.76	Spas Bukhalov	Sofiya	4 Feb 06		4.50	Ali Kame	Metz	12 Jan 14
BUR	2.60	Aziz Abdul Ouédraogo	Fronton	12 Dec 04		4.50	Ali Kame	Metz	1 Feb 14
CAF	2.40	Jonathan Kengba-Koyangba	Salon-de-Provence	12 Dec 04	MAR	5.20	Taoufik Lacheeb	Paris	8 Feb 92
CAN	6.00A	Shaw Barber	Reno	15 Jan 16	MAS	5.15	Mohd Iskandar Alwi	Nantou	18 Mar 15
CAY	2.65	Maxwell Hyman	Lynchburg	24 Jan 09	MDA*	5.70	Alexandr Jucov	Minsk	17 Jan 88
CGO	4.00	Célestin Moussamboté Kengué	Nogent-sur-Oise	7 Feb 04		5.70	Alexandr Jucov	Chishinău	3 Feb 91
CHA	2.40	Louis Magloire Ntankeu	Nogent-sur-Oise	20 Dec 09	MEX	5.71	Giovanni Lanaro	Flagstaff	18 Feb 06
CHI	5.40A	Xue Zhalong	Albuquerque	24 Jan 14		5.71	Giovanni Lanaro	Stockholm	18 Feb 09
CHN	5.81	Guo Changrui	Orleans	16 Jan 16	MKD	3.60	Vladimir Karer	Beograd	23 Feb 69
CIV	4.80	Alain Anjii	Bordeaux	16 Feb 92	MNE	4.60	Darko Pešić	Novi Sad	2 Mar 14
CMR	4.35	David Williams Nzodom Djozing	Lille	20 Dec 14	MON	3.30	Anthony de Sevelinges	Nice	14 Dec 03
COD	3.40	Boris Fundu-Kiaku	Reims	10 Feb 13	MRI	5.60	Jean-Kersley Gardenne	Liévin	15 Jan 98
	3.40	Boris Fundu-Kiaku	Nogent-sur-Oise	21 Dec 14	NED	5.75	Rens Blom	Birmingham	15 Mar 03
COL	2.82	Christian Rengifo	La Coruña	15 Feb 15		5.75	Rens Blom	Chemnitz	27 Feb 04
COM	2.30	Zayed Saindou	Paris	4 Jan 15	NGR	4.33	Peter Moreno	Carshalton	25 Sep 11
CPV	4.40	José Rosa	Alpiarca	9 Jan 11	NIG	4.80	Smael Madougou	Faverges	16 Jan 00
	4.40	José Rosa	Pombal	27 Feb 11	NOR	5.71	Trond Barthel	Stange	30 Jan 99
CRO	5.61	Ivan Horvat	Osijek	16 Jan 16		5.71	Trond Barthel	Dortmund	13 Feb 99
CUB	5.72	Lázaro Borges	Donetsk	11 Feb 12	NZL	4.73	Brent Newdick	Tallinn	4 Feb 12
CYP	5.45	Nikandros Stylianou	Piréas	8 Feb 14	PAK	4.70	Adnan Anjum	Tehran	12 Feb 09
CZE	5.81	Adam Ptáček	Chemnitz	7 Feb 03		4.70	Adnan Anjum	Tehran	14 Feb 13
DEN	5.72	Martin Voss	Malmö	25 Feb 95	PAN	4.50	Antonio Morales	Annapolis	11 Dec 99
DOM	3.90	David Pineda	San Sebastián	15 Mar 15	PER	5.10A	Francisco León	Reno	10 Jan 04
ESP	5.80	José Manuel Arcos	Zaragoza	27 Feb 99	PHI	5.15	Ernest John Obiena	Nantou	18 Mar 15
EST	5.65	Valeri Bukrejev	Kuopio	5 Mar 95	POL	5.90	Piotr Lisek	Bad Oeynhausen	28 Feb 15
	5.65	Valeri Bukrejev	Barcelona	10 Mar 95	POR	5.70	Edi Maia	Orléans	18 Jan 14
FIJ	4.41	Joseph Rodan jnr	Pomona	16 Feb 02	PUR	5.50	Brandon Estrada	Seattle	6 Mar 10
FIN	5.83	Jani Lehtonen	Stockholm	8 Mar 94	PYF	4.50	Stanley Drollet	Paris	14 Feb 69
FRA	6.16	Renaud Lavillenie	Donetsk	15 Feb 14	QAT	5.10	Waleed Al-Shamali	Budapest	8 Feb 90
FSM	3.96	Keitani Graham	Boston	18 Jan 02	ROU	5.61	Tiberiu Agoston	Toulouse	4 Mar 01
GAM	5.02	Alhaji Jeng	Göteborg	6 Feb 99	RSA*	5.90	Okkert Brits	Liévin	16 Feb 97
GBR	5.83	Luke Cutts	Rouen	25 Jan 14	RUS	6.00	Rodion Gataullin	Moskva	2 Feb 93
GBS	4.15	Emerson Évora	Lisboa	21 Jan 14		6.00	Rodion Gataullin	Liévin	13 Feb 93
GEO	4.90	Gocha Chetkoshvili	Tbilisi	10 Feb 81		6.00	Maksim Tarasov	Budapest	5 Feb 99
GER	6.00	Danny Ecker	Dortmund	11 Feb 01	SEN	5.14	Karim Sène	Carrères-sous-Poissy	3 Feb 07
GHA	5.30	Jordan Yamoah	Birmingham/USA	9 Mar 13	SIN	4.77	Ng Kean Mun	Lincoln	3 Feb 90
GRE	5.83	Konstadinos Filippidis	Linz	31 Jan 13	SKN	4.45	Adolphus Jones	Ames	12 Feb 10
GRN	4.45	Kurt Felix	Nampa	11 Feb 12	SLO	5.62	Robert Renner	Villeurbanne	10 Feb 13
	4.45A	Kurt Felix	Albuquerque	24 Feb 12	SMR	3.30	Manuel Maiani	Ancona	6 Jan 01
GUA	4.40	Octavious Gillespie	Lincoln	5 Feb 05		3.30	Manuel Maiani	Ancona	6 Jan 01
GUI	5.04	Moussa Conde	West Lafayette	14 Feb 15	SRB	5.20	Dragan Georgijevski	Zweibrücken	2 Feb 90
HAI	2.40	Albright Bellegarde	Paris	13 Dec 15	SRI*		See footnote		
HKG	4.10	Wong Woon Cheung	Macau	11 Feb 07	STP	3.90	Ivan Santos	Lisboa	20 Dec 12
HUN	5.82	István Bagyula	New York	7 Feb 92	SUI	5.62	Felix Böhm	Pontiac	12 Mar 83
IND	4.80	Kuzhyyadivil Paul Bimin	Hanoi	2 Nov 09	SVK	5.32	Jan Zmoray	Wien	16 Jan 16
IRI	5.30	Mohamed Mohsen Rabbani	Mashhad	3 Feb 12	SWE	5.81	Alhaji Jeng	Stockholm	18 Feb 09
IRL	5.22	Brian McGovern	New York/Armory	23 Feb 12	SYR	4.50	Mohamad Malla Khalaf	Tehran	12 Feb 09
IRQ	4.80	Munaher Fahed Abdulwahid	Tehran	12 Feb 15	THA	5.10	Kreetta Sintawacheewa	Hanoi	2 Nov 09
ISL	5.30	Sigurdur T. Sigurdsson	St. Augustin	18 Mar 84	TOG	4.26	Latif Adéothy	Valenciennes	18 Mar 01
ISR	5.86	Alex Averbukh	Stockholm	15 Feb 01	TPE	5.30A	Hsieh Chia-Han	Reno	18 Jan 14
ISV	5.22	Brian Morrisette	Bloomington	4 Feb 84	TUN	5.00	Majdi Drine	Syracuse	16 Feb 93
ITA	5.82	Giuseppe Gibilisco	Donetsk	15 Feb 04		5.00	Sami Berhaïem	Eaubonne	15 Nov 14
IVB	4.20	Paul Hewlett	Cosford	6 Mar 88	TUR	5.70A	Ruhan Şım	Reno	24 Jan 98
JAM	5.25A	K'Don Samuels	Reno	28 Jan 11	UKR	6.15	Sergey Bubka	Donetsk	21 Feb 93
JPN	5.77A	Seito Yamamoto	Reno	15 Jan 16	URU	4.50	Esteban Sosa	Mainz	18 Jan 92
KAZ	5.92	Igor Potapovich	Stockholm	19 Feb 98	USA*	5.96	Lawrence Johnson	Atlanta	3 Mar 01
KOR	5.61	Kim Yoo-Suk	Seattle	26 Feb 05	UZB	6.02	Rodion Gataullin	Gomel	4 Feb 89
KSA	5.18	Hussein Assem Al-Hizam	Reno	18 Jan 15	VEN	5.00	Konstantin Zagustin	Miramamas	15 Dec 91
KUW	5.10	Ali Makki Al-Sabagha	Pattaya	11 Feb 06	VIE	4.60	Vu Van Huyen	Hanoi	2 Nov 09
	5.10	Ali Makki Al-Sabagha	Macau	30 Oct 07	ZIM	4.32A	Keegan Cooke	Flagstaff	12 Jan 13
LAT	5.74	Aleksandrs Obizajevs	Moskva	12 Feb 83					
LBR	4.45	Jangy Addy	Fayetteville	15 Mar 08	Notes				
LCA	5.55	Dominic Johnson	Indianapolis	13 Mar 98	<i>"Pending" according to USATF.org:</i>				
LIB	3.40	Ali Hazer	Tehran	25 Feb 10	USA	6.02	Jeff Hartwig	Sindelfingen	10 Mar 02

COUNTRY	MARK	NAME	VENUE	DATE	COUNTRY	MARK	NAME	VENUE	DATE
<i>Doubtful result:</i>					FIN	8.11	Eero Haapala	Pori	26 Jan 13
MDA	5.75	Alexandr Jucov	Tbilisi	25 May 90	FRA	8.27	Salim Sdiri	Mondeville	28 Jan 06
<i>Exhibition:</i>					GAB	7.49	Davy Mbita	Saumur	13 Dec 98
RSA	5.90	Okkert Brits	Toronto	1 Jun 97	GAM	7.81	Sheikh Tidiane Faye	Bloomington	5 Feb 77
SRI	3.00	Lucas Saint George Carington Raj	Amiens	24 Nov 01	GBR	8.18	Christopher Tomlinson	Stuttgart	2 Feb 08
<i>Annulled by doping violation:</i>					GEO	7.94	Bachana Khorava	Tbilisi	8 Feb 15
BEL	5.71	Kevin Rans	Gent	31 Jan 10	GEQ	5.77	Norberto Nsue Andeme	Paris	7 Mar 97
	5.71	Kevin Rans	Liévin	5 Mar 10	GER	8.71	Sebastian Bayer	Torino	8 Mar 09
Long Jump					GHA	8.36	Ignisious Gaisah	Stockholm	2 Feb 06
AFG	5.98	Said Gilani	Hamburg	15 Feb 14	GRE	8.23	Louís Tsátoumas	Piréas	8 Feb 14
AIA	7.01	Denvil Ruan	Baltimore	7 Jan 12	GRN	7.69	Keron Francis	Nampa	24 Feb 06
ALB	7.66	Admir Bregu	Athína	9 Feb 08	GUA	6.95	Octavious Gillespie	Lincoln	4 Feb 05
ALG	7.88	Issam Nima	Doha	12 Mar 10	GUI	7.22	Thierno Amadou Barry	Antequera	2 Mar 13
AND	7.52	Estéve Martín	Vilafranca del Penedés	20 Feb 00	GUM	5.79	Jude Martinez	Vermillion	27 Feb 10
ANG	7.34	António Santos	Aveiro	16 Feb 92	GUY	8.05	Mark Mason	Johnson City	25 Jan 91
ANT	7.92	Lester Benjamin	Johnson City	21 Jan 88	HAI	7.38	Narc Narcisse	Seattle	16 Feb 08
ARG	7.24	Santiago Lorenzo	Cedar Falls	26 Jan 01	HKG	7.11	Terry Tsui Yun Yung	Shanghai	16 Mar 07
ARM	8.49	Robert Emriyan	Liévin	21 Feb 87	HON	6.84	Kessel Campbell	Valencia	23 Feb 08
ARU	7.10	Quincy Breell	Apeldoorn	23 Feb 14	HUN	8.24	László Szalma	Madrid	22 Feb 86
AUS	8.23	Henry Frayne	Istanbul	10 Mar 12	INA	6.95	Asril Abdullah Kadir	Hanoi	1 Nov 09
AUT	7.96	Isagani Psychär	München	5 Feb 05	IND	7.73A	Kumaravel Prem Kumar	Albuquerque	7 Feb 14
AZE	8.00	Vladimir Tsepelyov	Vilnius	6 Feb 83	IRI	7.80	Mohammad Arzandeh	Hangzhou	15 Feb 14
BAH	8.10	Leevan Sands	Lexington	28 Feb 04	IRL	8.00	Ciaran McDonagh	Blacksburg	14 Jan 06
BAR	7.85	Kevin Bartlett	Joplin	12 Jan 02	ISL	7.82	Jón Arnar Magnússon	Reykjavik	5 Mar 00
BEL	8.08	Erik Nys	Gent	12 Feb 95	ISR	7.63	Mark Malisov	Dortmund	19 Feb 95
BEN	6.32	Billiaminou Alao	Barcelona	10 Mar 95	ISV	7.94	Vaughn Walwyn	Fayetteville	8 Mar 02
BER	7.82	Tyrone Smith	Tartu	9 Feb 12	ITA	8.30	Andrew Howe	Birmingham	4 Mar 07
BIH	7.51	Milan Babić	Praha	11 Mar 67	IVB	7.99	Keith Cline	Ames	10 Feb 96
BLR	8.10	Aleksandr Glavatskiy	Gomel	15 Jan 94	JAM	8.40	James Beckford	Madrid	9 Feb 96
BOL	5.00	Alberto Antelo	Antequera	25 Jan 14	JOR	7.17	Khalil Al-Hanahneh	Pattaya	10 Feb 06
BOT	8.01	Gable Garenamotse	Cardiff	3 Feb 02	JPN	8.07	Masaki Morinaga	Maebashi	7 Mar 99
BRA	8.28	Mauro Vinicius da Silva	Istanbul	9 Mar 12	KAZ	7.99	Dmitriy Karpov	Moskva	8 Feb 04
	8.28	Mauro da Silva	Sopot	8 Mar 14	KEN	7.98A	Benjamin Koech	Flagstaff	2 Feb 93
BRN	7.35	Mohamed Imam Bakhsh	Tehran	6 Feb 04		7.98A	Benjamin Koech	Flagstaff	20 Feb 94
BUL	8.30	Ivaylo Mladenov	Piréas	28 Feb 94	KGZ	8.09	Shamil Abbyasov	Moskva	8 Feb 85
BUR	8.06	Francz Zio	Liévin	3 Feb 96	KOR	7.84	Kim Jong-Il	Osaka	15 Jan 85
CAF	6.44	Wilfried Panguère-Lebrun	Vittel	11 Jan 09	KOS	5.90	Mentor Ajazaj	Tiranë	25 Jan 12
CAM	6.53	Samnang Khiev	Pattaya	10 Feb 06	KSA	8.24	Mohamed Salman Al-Khawalidi	Doha	16 Feb 08
CAN	8.02	Madanha Chibudu	Blacksburg	26 Feb 10	KUW	7.94	Saleh Abdelaziz Al-Haddad	Hangzhou	15 Feb 14
CAY	8.16	Kareem Streete-Thompson	Lisboa (r1)	11 Mar 01	LAO	6.45	Oudomsack Chantavong	Hanoi	1 Nov 09
	8.16	Kareem Streete-Thompson	Lisboa (r2)	11 Mar 01	LAT	8.11	Artūrs Aboliņš	Fayetteville	10 Mar 06
CGO	7.32	Hakim Mazou	Maggingen	24 Feb 91	LBR	7.87	Cadeau Kelley	State College	29 Jan 10
CHA	5.50	Louis Magloire Ntankeu	Nogent-sur-Oise	13 Dec 03	LCA	7.70	Dane Magloire	Blacksburg	20 Jan 01
CHI	7.60	Jorge Naranjo	Santiago/CHI	27 Feb 04	LIB	7.41	Gaby Issa El-Khoury	Paris	4 Feb 84
CHN	8.27	Su Xiongfeng	Nanjing	11 Mar 10	LIE	6.12	Simon Hasler	Dornbirn	1 Feb 14
CIV	7.55	Leslie Djhone	Eaubonne	20 Dec 97	LTU	8.13	Povilas Mykolaitis	Kaunas	11 Feb 05
CMR	7.81	Fred Salle	Boston	20 Feb 88	LUX	7.47	Andrei Mikhalkevitch	Luxembourg	19 Jan 08
COD	7.65	Jean Kamanda-Mbuyi	Aubiére	26 Feb 06	MAC	6.94	Leong Kin Kuan	Macau	11 Feb 07
COL	6.74	Luis Fernando Gomez	San Sebastián	28 Jan 12	MAD	7.18	Toussaint Rabenala	Zaragoza	11 Jan 92
COM	6.66	Fayad Younoussse	Bordeaux	7 Dec 14	MAR	8.02	Younés Moudrik	Erfurt	2 Feb 01
CPV	7.50	Nelson Évora	Espinho	10 Feb 02		8.02	Younés Moudrik	Madrid	14 Mar 01
CRC	6.45	Enrique Colville	Ypsilanti	29 Jan 05		8.02	Younés Moudrik	Erfurt	1 Feb 02
CRO*	8.08	Sinisa Ergočić	Budapest	8 Feb 03		8.02	Yahya Berrabah	Valencia	13 Feb 10
CUB	8.62	Iván Pedroso	Maebashi	7 Mar 99	MAS	7.33	Mohd Syahrul Amri Suhaimi	Pattaya	10 Feb 06
CYP	7.68	Dimitrios Arouzos	Moscow/USA	12 Feb 83	MDA	8.09	Alexandru Cuharencu	Chişinău	4 Feb 12
CZE	8.18	Milan Gombala	Praha	16 Feb 92	MEX	8.01	Luis Rivera-Morales	Sopot	7 Mar 14
DEN	8.18	Jerome Jensen	Göteborg	8 Feb 06	MGL	6.08	Sainbileg Tsasbayar	Hangzhou	15 Feb 14
DMA	7.81	Jerome Romain	Indianapolis	11 Mar 94	MHL	6.45	Roman Cross	Stout	8 Feb 03
DOM	7.33	Carlos Jorge	Budapest	26 Jan 07	MKD	7.13	Toni Damcevski	Sofiya	4 Feb 95
EGY	7.69	Mohamed Fathalla	Chemnitz	27 Jan 11	MLI	7.68	Moussa Sissoko	Liévin	17 Feb 01
ESA	6.81	Renán Palma	College Station	15 Jan 11	MLT	7.35	Rashid Chouhal	Wien	1 Mar 02
ESP	8.56	Yago Lamela	Maebashi	7 Mar 99	MNE	7.10	Darko Pešić	Novi Sad	16 Feb 13
EST	8.05	Tõnu Lepik	Wien	15 Mar 70	MON	6.12	Anthony de Sevelinges	Nice	14 Dec 03
ERI	6.02	Awet Eyob	Aigle	24 Jan 16	MOZ	7.28	Artur Augusto	Espinho	18 Feb 06
ETH	6.98	Lingo Obang Ojulu	Bordeaux (r2)	28 Jan 12	MRI	8.05	Jonathan Chimier	Aubiére	22 Feb 04
	6.98	Lingo Obang Ojulu	Bordeaux (r3)	28 Jan 12	NAM	7.88	Stephan Louw	Chemnitz	27 Feb 04
FJ	7.30	Eugene Volimer	Geneva/USA	2 Mar 12	NCA	5.85	Kelton Aoua	Mondeville	23 Jan 11

COUNTRY	MARK	NAME	VENUE	DATE	COUNTRY	MARK	TEAM	VENUE	DATE
NED	8.23	Emiel Mellaard	Den Haag	5 Feb 89	ANG	15.95	António Santos	Braga	10 Feb 92
NGR	8.26	Charlton Ehizuelen	Bloomington	7 Mar 75	ANT	16.23	James Browne	Lubbock	27 Jan 90
NIG	6.50	Smael Madougou	Aubiére	26 Jan 08	ARG	16.14	Carlos Gambetta	Moscow/USA	7 Feb 87
NOR	7.61	Einar Sagli	Turku	24 Feb 85	ARM	17.21A	Armen Martirosian	Yerevan	17 Jan 99
	7.61	Thomas Mellin-Olsen	Bergen	19 Jan 02	AUS	17.20	Andrew Murphy	Lisboa	9 Mar 01
NZL	7.77	Grant Birkinshaw	Seattle	29 Dec 70	AUT	16.46	Alfred Stummer	Budapest	3 Mar 89
OMA	7.51	Ahmed Al-Moamari	Barcelona	10 Mar 95	AZE	17.37	Vasif Asadov	Volgograd	12 Feb 88
PAK	7.25	Waseem Khan	Rashd	8 Feb 02	BAH*	17.09	Frank Rutherford	Oklahoma City	14 Mar 87
PAN	8.42	Irving Saladino	Athina	13 Feb 08	BAR	16.20	Alvin Haynes	Carbondale	18 Jan 92
PER	7.42	Alvaro Romero	Bourbonnais	25 Jan 13	BEL	16.90	Michael Velter	Gent	29 Jan 05
PHI	7.64A	Donovant Arriola	Albuquerque	6 Feb 15	BER	17.72	Brian Wellman	Barcelona	12 Mar 95
PNG	6.60	Mong Tavol	Platteville	15 Feb 14	BIH	15.00	Drazen Lasić	Ljubljana	16 Feb 90
POL	8.18	Marcin Starzak	Torino	8 Mar 09	BIZ	15.84	Brandon Jones	Boston/Allston	30 Jan 16
	8.18	Adrian Strzalkowski	Sopot	7 Mar 14	BLR	17.39	Aleksandr Leonov	Volgograd	12 Feb 88
POR	8.22	Carlos Calado	Espinho	26 Jan 02	BOL	11.76	Marco Carvalho	Pombal	29 Jan 12
PUR	8.12	Mike Francis	Manhattan	6 Mar 92	BOT	15.92	Gable Garenamotse	Birmingham	27 Jan 01
PYF	7.99	Raihau Maiau	Bompas	19 Dec 15	BRA	17.56	Jadel Gregório	Moskva	12 Mar 06
QAT	7.76	Emeka Okoli	Sliven	8 Feb 14	BRN	15.97	Mohamed Youssef S. Al-Sahabi	Hangzhou	16 Feb 14
ROU	8.30	Bogdan Țăruș	București	29 Jan 00	BRU	11.74	Abdul Yahiya	Sheffield	20 Nov 10
RSA	8.18	Khotso Mokoena	Paris	23 Feb 07	BUL	17.45	Khristo Markov	Pireás	6 Feb 88
RUS	8.43	Stanislav Tarasenko	Moskva	26 Jan 94	BUR	16.09	Oliver Sanou	Budapest	5 Mar 04
RWA	5.62	Clement Manaliyo	Dijon	19 Jan 03	CAF	15.40	Wilfried Panguéré Lebrun	Metz	7 Jan 12
SEN	8.17	Cheikh Tidiane Touré	Bordeaux	14 Feb 98	CAN	17.14	Edrick Floréal	Indianapolis	11 Mar 89
SEY	7.48	Danny Beauchamp	Paris	30 Jan 93	CAM*		See footnote		
SIN	7.06	Kenneth Wang Kan	Hanover/USA	27 Feb 10	CAY	15.60	Carl Morgan	Murfreesboro	6 Dec 08
SKN	7.45	Kevin Arthurton	Lamoni	15 Feb 02	CGO	15.54	Farel Mepandy	Birmingham	29 Jan 00
SLE	7.41	Thomas Ganda	Birmingham	16 Feb 92	CHA	11.01	Mahamat Senoussi	Orléans	16 Dec 07
SLO	8.28	Gregor Cankar	Maebashi	7 Mar 99	CHI	15.56	Alvaro Cortez	Sabadell	17 Jan 15
SMR	7.23	Luca Maccapani	Ancona	25 Jan 09	CHN	17.16	Dong Bin	Nanjing	7 Mar 13
SOM	5.08	Wehliye Keynan	Aigle	22 Jan 12	CIV	15.00	Patrick Kopoin	Paris	4 Jan 87
SRB	8.02	Danial Jahić	Pireás	13 Feb 99	CMR	16.54	Hugo Mamba-Schlick	Metz	24 Feb 13
SRI	7.75	Benidus Fernando	Lincoln	24 Feb 95	COD	16.54	Nkosimo Balumbu	Fayetteville	15 Mar 08
STP	6.66	Frederico Eusébio	Pombal	5 Feb 11	COL	15.08	Alvin Renteria	Sevilla	13 Feb 06
SUI	8.01	Rolf Bernhard	Grenoble	22 Feb 81	COM	14.92	Hilmy About Said	Miramas	16 Jan 00
SVK	7.80	Jaroslav Dobrovodsky	Bratislava	20 Feb 11	CPV	15.61	Nelson Évora	Lisboa	3 Mar 01
SWE	8.30	Michel Tornéus	Praha	6 Mar 15	CRC	13.36	Enrique Colville-Brown	Ypsilanti	27 Jan 06
SWZ	7.07	Sizwe Mdluli	Sevilla	8 Mar 91	CRO	16.90	Đorđe Kožul	Budapest	27 Feb 88
SYR	6.83	Wanis Barsomian	Paris	19 Jan 85	CUB	17.83	Aliceer Urrutia	Sindelfingen	1 Mar 97
THA	7.71	Theerayut Philakong	Hanoi	1 Nov 09	CYP	16.88	Marios Hadjiandreou	Pireás	20 Feb 88
TJK	8.02	Vasily Sokov	Gomel	4 Feb 89	CZE	17.23	Ján Cado	Pireás	2 Mar 85
TKM	7.91	Vladimir Malayvin	Moskva	19 Jan 96	DEN	17.01	Anders Møller	Malmö	25 Feb 06
TKS	7.52A	Ifeanyi Otunye	Albuquerque	30 Jan 16	DMA	17.03	Jerome Romain	Budapest	6 Feb 98
TOG	7.54	Georges Tékou Folligan	Fronton	4 Feb 01	DOM	15.32	Juadi Brito	Pergine Valsugana	7 Feb 09
TPE	7.83	Ted Hooper	Seattle	30 Jan 16	ECU	14.77	José Quinaliza	Indianapolis	6 Mar 87
TTO	7.89	Wendell Williams	Erfurt	3 Feb 99	EGY	15.77	Ahmed Hassan Badra	Paris	18 Jan 85
TUN	7.54	Alaeddine Ben Hassine	Lyon (r2)	20 Jan 13	ERI	12.55	Awet Eyob	Besancon	9 Jan 16
	7.54	Alaeddine Ben Hassine	Lyon (r3)	20 Jan 13	ESA	13.74	Mauricio Carranza	Indianapolis	6 Mar 87
TUR	8.09	Mesut Yavaş	Ames	3 Mar 00	ESP	17.04	Pablo Torrijos	Praha	7 Mar 15
UGA	7.58A	Fidelis Ndyabagye	Colorado Springs	24 Feb 84	EST	17.10	Jaak Uudmäe	Minsk	12 Feb 79
UKR	8.33	Roman Shchurenko	Brovary	16 Feb 02	FIJ	15.62	Eugene Vollmer	Geneva/USA	5 Mar 11
USA	8.79	Carl Lewis	New York	27 Jan 84	FIN	16.75	Johan Meriluoto	Umea	24 Feb 01
UZB	7.85	Aleksandr Pototskiy	Lipetsk	21 Jan 90	FRA	17.92	Teddy Tamgho	Paris (r2)	6 Mar 11
VEN	8.00A	Victor Castillo	Flagstaff	5 Feb 05		17.92	Teddy Tamgho	Paris (r4)	6 Mar 11
VIE	7.18	Vu Van Huyen	Hanoi	1 Nov 09	GAB	14.01	Derrick Edrich Yngangoy	Orléans	7 Jan 12
VIN	7.85	Clayton Latham	Toronto	24 Jan 10	GAM	14.91	Jim Wadda	Costord	25 Jan 80
ZIM	8.21	Ngonidzashe Makusha	Blacksburg	27 Feb 09	GBR	17.75	Phillips Idowu	Valencia	9 Mar 08
					GBS	14.47	Catumo Mendes	Eaubonne	26 Nov 11
					GEO	17.16	Viktor Sanyeyev	Moskva	2 Feb 76
					GEQ	14.70	Luis Dyangani Oko	Santa Cruz de Tenerife	12 Feb 91
					GER	17.31	Jörg Fries	Mannheim	2 Feb 14
					GHA	16.91	Andrew Owusu	Lincoln	24 Jan 98
					GRE	17.12	Dimitrios Tsiámis	Athina	18 Feb 06
					GRN	17.27	Randy Lewis	Karlsruhe	10 Feb 08
					GUI	13.74	Thierno Amadou Barry	Valencia	12 Jan 13
					GUY	15.99	Devon Bond	New York/Armory	6 Feb 10
					HAI	16.91	Samyr Laine	Fairfax	27 Feb 11
					HKG	14.28	Lui Tsz Hin	Macau	10 Feb 07
					HUN	17.25	Béla Bakosi	Budapest	6 Mar 88
					IND	16.24	Amarjeet Singh	Doha	15 Feb 08

Note

No doping control:

CRO 8.10 Siniša Ergotić Ljubljana 16 Feb 03

Triple Jump

AFG	11.00	Nassim Hosseini	Orléans	18 Dec 10
AIA	14.70	Denvil Ruan	New York/Armory	25 Jan 13
ALB	15.71	Gesim Couvatis	Dortmund	5 Jan 03
	15.71	Gesim Couvatis	Athina	4 Mar 03
ALG	16.49	Lofki Khaida	Indianapolis	14 Mar 92
AND	14.81	Xavier Montané	Sant Cugat	25 Jan 92

COUNTRY	MARK	NAME	VENUE	DATE	COUNTRY	MARK	NAME	VENUE	DATE
FIN	22.09	Mika Halvari	Tampere	7 Feb 00	QAT	20.09	Khalid Habash Al-Suwaidi	Schio	11 Feb 06
FRA	20.42	Yves Niaré	Torino	8 Mar 09	ROU	21.04	Gheorghe Gușet	București	18 Feb 06
GAB	10.24	Paul-Marcel Issogui Aguwet	Aubiére	19 Jan 12	RSA	21.47	Janus Robberts	Norman	1 Dec 01
GBR	21.49	Carl Myerscough	Fayetteville	15 Mar 03	RUS	21.40	Sergey Smirnov	Penza	6 Feb 87
GBS	13.86	Nata lé	Pombal	15 Feb 15	SAM	18.60	Emanuele Fuamatu	Istanbul	9 Mar 12
GEO	20.09	Tariel Bitsadze	Chelyabinsk	4 Feb 90	SEN	14.94	Songane Ngom	Paris	4 Feb 95
GEQ	14.47	Luis Dyangani	San Sebastián	31 Jan 15	SIN	15.58	Scott Wong Wei Gen	Sheffield	24 Feb 13
GER	22.55	Ulf Timmermann	Senftenberg	11 Feb 89	SKN	13.10	Adolphus Jones	Wichita	6 Feb 10
GHA	17.81	Kwabena Keene	Blacksburg	27 Feb 10	SLE	15.51	Tony Soalla-Bell	Sheffield	7 Feb 04
GRE	20.36	Mihail Stamatóyiannis	Athina	17 Feb 10	SLO	20.68	Miroslav Vodovnik	Slovenska Bistrica	23 Feb 08
	20.36A	Nikólaos Skarvelís	Flagstaff	16 Jan 16	SMR	13.00	Paolo Santagada	Ancona	26 Jan 02
GRN	16.55	Walt Williams	Baton Rouge	16 Feb 07	SRB	20.91	Asmir Kolašinac	Novi Sad	14 Feb 15
GUA	12.82	Octavious Gillespie	Lincoln	4 Feb 05	SRI	17.75	Charith Kapukotuwa	Winston-Salem	15 Mar 14
GUI	10.73	Moussa Conde	Geneva/USA	27 Feb 15	STP	13.10	Hedson Trindade	Pombal	6 Jan 08
GUM	14.56	Justin Andre	Marshall/USA	22 Jan 05	SUI	22.26	Werner Günthor	Magglingen	8 Feb 87
GUY	17.73	Patrick Harding	Syracuse	18 Feb 01	SVK	21.57	Mikulás Konopka	Birmingham	2 Mar 07
HAI	10.54	Junior Bazile	Paris	11 Jan 05	SWE	21.24	Sören Tallhem	Syracuse	9 Mar 85
HKG	13.63	Chiu Lap San	Macau	11 Feb 07	SYR	15.87	Malek Zarzour	Tehran	21/22 Feb 07
HUN	20.81	Zsolt Biber	Budapest	15 Feb 04	TGA	15.86	Tevita Puloka	Boston	25/26 Feb 00
IND	19.60	Vikas Gowda	Chapel Hill	19 Feb 05	THA	17.49	Sarayudh Pinitjitt	Pattaya	12 Feb 06
IRI	19.66	Amin Nikfar	Hanoi	2 Nov 09	TKM	16.53	Tejen Hommadov	Ashgabat	25 Jan 13
IRL	18.07	Paul Quirke	New York	1 Feb 91	TOG	17.16	Yao Adantor	State College	31 Jan 15
IRQ	17.39	Saif Nour Abdulwahad	Tehran	13 Feb 15	TPE	19.55	Chang Ming-Huang	Hanoi	2 Nov 09
ISL	20.66	Pétur Gudmundsson	Reykjavík	3 Nov 90	TTO	18.03	Robert Collingwood	Birmingham/USA	26 Feb 12
ISR	18.31A	Air Meckler	Pocatello	?? Jan 84	TUN	15.70	Mohamed Meddeb	București	24 Feb 01
ITA	21.54	Alessandro Andrei	Torino	28 Feb 87	TUR	19.59	Hüseyin Atıcı	Göteborg	28 Feb 13
IVB	19.08A	Eldred Henry	Albuquerque	6 Mar 15	UAE	16.45	Rashid Saif Al-Maqbali	Doha	16 Feb 08
JAM	20.92	Caniggia Raynor	Warrensburg	22 Jan 16	UGA	12.54	Vincent Okot	Nashville	10 Jan 16
JOR	15.40	Tarek Al-Najjar	München	14 Jan 01	UKR	21.83	Aleksandr Bagach	Brovary	21 Feb 99
JPN	18.07	Yasutada Noguchi	Tianjin	18 Feb 04	USA	22.66	Randy Barnes	Los Angeles	20 Jan 89
KAZ	20.51	Ivan Ivanov	Ust-Kamenogorsk	20 Jan 16	UZB	19.02	Grigoriy Kamulya	Tashkent	28 Feb 13
KGZ	12.55	Aleksey Galkin	Bishkek	7 Feb 04	VEN	19.56	Ronny Jiménez	Lincoln	28 Feb 04
KOR	17.77	Kim Jae-Il	Yokohama	23 Feb 02	VIE	13.67	Ngo Dang Quang	Hanoi	1 Oct 09
KOS	10.20	Alen Softić	Tiranë	2 Feb 15	VIN	18.34	Adonson Shallow	Norman	27 Feb 10
KSA	19.39	Sultan Abd. Al-Hebshi	Hanoi	2 Nov 09	YEM	10.93	Mohamed Nasser Al-Badawi	Pattaya	15 Nov 05
KUW	19.08	Ahmad Hassan Ghaloum	Hangzhou	19 Feb 12	ZIM	12.70	Keegan Cooke	Seattle	24 Feb 12
LAO	8.32	Oudomsack Chanthavong	Hanoi	1 Nov 09					
LAT	21.25	Jānis Bojārs	Moskva	17 Feb 84	Note				
	21.25	Maris Petrasco	Vilnius	8 Jan 89	<i>Annulled by doping violation:</i>				
LBR	15.80	Jangy Addy	Fayetteville	14 Mar 08	<i>BLR 21.81</i>	<i>Andrey Mikhnevich</i>	<i>Mogilyov</i>	<i>12 Feb 10</i>	
LCA	12.79	Dominic Johnson	Manhattan	15 Jan 99					
LIB	11.59	Ali Hazer	Tehran	24 Feb 10					
LIE	11.08	Simon Hasler	Dornbirn	8 Feb 15	Heptathlon				
LTU	20.69	Saulius Kleiza	Kaunas	25 Jan 87	ALG	5911	Larbi Bouraada	Paris	28 Feb 10
LUX	20.56	Bob Bertemes	Praha	5 Mar 15		(6.89 – 7.34 – 14.00 – 1.92 /		8.05 – 4.60 – 2:39.86)	
MAC	13.94	Hou Fei	Hanoi	2 Nov 09	AND	4766	Estéve Martín	Vidranca del Penedès	25 Jan 98
MAD	13.11	Ali Kame	Vittel	24 Feb 13		(7.16 – 7.17 – 9.46 – 2.06 /		8.39 – 3.00 – 3:14.30)	
MAR	18.14	Lahcen Samsam Akka	Oakland	13 Feb 71	ANG	4630	António Afonso Deslandes	Madrid	25 Jan 92
MAS	16.67	Adi Alifuddin Hussin	Tehran	25 Feb 10		(7.43 – 6.24 – 10.52 – 1.87 /		8.65 – 3.50 – 2:52.03)	
MDA	20.53	Ivan Emelianov	Chișinău	9 Jan 16	ARG	5608	Santiago Lorenzo	Madison	26 Jan 02
MEX	20.08	Stephen Saenz	Nampa	9 Mar 12		(7.21 – 7.11 – 14.12 – 1.91 /		8.45 – 4.90 – 2:51.66)	
MKD	15.24	Dejan Angelovski	Athina	28 Feb 04	AUS	4875	Cameron Crowley	Norrköping	8 Feb 15
MNE	18.52	Tomaš Djurovic	Istanbul	21 Feb 15		(7.30 – 6.57 – 14.65 – 1.90 /		9.07 – 3.75 – 3:04.41)	
MON	10.68	Anthony de Sevelinges	Nice	14 Dec 03	AUT	6065	Roland Schwarzl	Wien	21 Feb 10
MRI	13.02	Louis Jean-Paul De Boucherville	Viry Chatillon	28 Nov 15		(7.30 – 7.52 – 14.60 – 2.02 /		8.14 – 5.30 – 2:45.96)	
NED	20.89	Rutger Smith	Gent	16 Feb 08	BAR	4502h	Clifford Brooks	Costford	18 Feb 79
NGR	21.11	Stephen Mozia	Nashville	30 Jan 16		(7.4 – 6.60 – 12.77 – 1.75 /		8.9 – 3.40 – 2:56.0)	
NIG	11.73	Smael Madougou	Aubiére	16 Dec 05	BEL	6259	Thomas Van der Plaetsen	Sopot	8 Mar 14
NOR	20.98	Georg Andersen	Budapest	4 Mar 89		(7.13 – 7.67 – 14.32 – 2.12 /		8.16 – 5.20 – 2:40.50)	
NZL	21.26	Tomas Walsh	Sopot	7 Mar 14	BLR	6303	Andrey Kravchenko	Sopot	8 Mar 14
PAK	16.52	Muhammad Ashraf Ali	Pattaya	15 Nov 05		(7.12 – 7.46 – 15.42 – 2.21 /		8.10 – 5.00 – 2:41.88)	
PAR	17.58A	Ramón Jiménez Gaona	Boston	27 Feb 93	BRA	5951	Carlos Chinin	Tallinn	8 Feb 14
PER	19.20	Michael Putman	Reno/Roxbury	25 Feb 12		(7.01 – 7.41 – 14.27 – 2.01 /		8.01 – 4.64 – 2:44.88)	
PHI	11.35	Jesson Ramil Cid	Hangzhou	15 Feb 14	BUL	5853	Atanas Andonov	Sofiya	11 Mar 81
PNG	13.88	Eric Momberger	Pittsburgh	19 Jan 91		(7.21 – 6.84 – 15.63 – 2.12 /		8.17 – 4.60 – 2:47.1)	
POL	21.72	Tomasz Majewski	Istanbul	9 Mar 12	CAN	6279	Michael Smith	Toronto	14 Mar 93
POR	20.91	Marco Fortes	Pombal	12 Feb 12		(7.06 – 7.49 – 15.97 – 2.10 /		7.98 – 5.10 – 2:45.55)	
PUR	14.32	Ligio Llanos	Manhattan	21 Feb 04	CAY	3998	Maxwell Hyman	Lynchburg	24 Jan 09
PVF	20.10	Tumatai Dauphin	Aubiére	21 Feb 15		(7.19 – 6.25 – 9.14 – 1.73 /		10.16 – 2.65 – 2:51.33)	
					CHA	2916	Louis Magloire Ntankeu Nogueur	Sour-Oise	10 Dec 06
						(7.87 – 5.05 – 8.08 – 1.57 /		9.06 – 0 – 3:32.48)	

COUNTRY	MARK	NAME	VENUE	DATE	COUNTRY	MARK	NAME	VENUE	DATE
CHI	5951	Gonzalo Barroilhet	Fayetteville	15 Mar 08	KUW	4985	Mashari Zaki Mubarak	Tehran	7 Feb 04
	(7.19 - 7.42 - 13.74 - 2.02 /			7.98 - 6.05 - 2:49.30)		(7.09 - 6.46 - 12.67 - 1.90 /		8.30 - 4.00 - 3:11.10)	
CHN	5763	Qi Haifeng	Beijing	25 Feb 06	LAO	4069	Oudomsack Chanthavong	Hanoi	2 Nov 09
	(7.13 - 7.24 - 13.14 - 2.00 /		8.38 - 4.80 - 2:42.31)		(7.31 - 6.45 - 8.32 - 1.85 /		8.58 - 0 - 2:55.00)		
CIV	5381	Yves N'Dabian	Eaubonne	10 Feb 01	LAT	5787	Edgars Eriņš	Riga	23 Feb 08
	(6.93 - 6.92 - 10.07 - 1.89 /		8.55 - 4.60 - 2:42.53)		(7.04 - 7.35 - 15.18 - 1.97 /		8.16 - 4.00 - 2:38.92)		
COD	3767	Ernest Kibungu	Pombal	10 Jan 10	LBR	5836	Jangy Addy	Fayetteville	1 Mar 08
	(7.33 - 5.11 - 11.05 - 1.75 /		9.33 - 2.30 - 3:08.25)		(6.88 - 7.32 - 15.79 - 1.96 /		7.74 - 4.34 - 3:01.18)		
CPV	4968	José Rosa	Pombal	27 Feb 11	LCA	5675	Dominic Johnson	Manhattan	16 Jan 99
	(7.14 - 6.34 - 12.58 - 1.91 /		9.10 - 4.40 - 3:01.01)		(7.13 - 6.90 - 12.79 - 2.06 /		8.47 - 4.70 - 2:42.22)		
CRO	5049	Aleksandar Puklavac	Bratislava	2 Mar 08	LIB	4813	Ali Hazer	Tehran	25 Feb 10
	(7.43 - 6.52 - 11.88 - 2.05 /		8.75 - 4.10 - 2:55.09)		(7.16 - 6.43 - 11.59 - 1.83 /		8.45 - 3.40 - 2:52.32)		
CUB	5964	Leonel Suárez	Tallinn	13 Feb 10	LTU	5878	Darius Draudvila	Lincoln	2 Feb 08
	(7.13 - 7.13 - 14.10 - 2.02 /		8.15 - 4.85 - 2:36.12)		(6.87 - 7.34 - 15.22 - 2.05 /		8.14 - 4.34 - 2:52.54)		
CYP	5895	Georgios Andreou	Pireás	12 Feb 00	LUX	5382	Bernard Felten	Ludwigshafen	3 Mar 96
	(6.95 - 7.42 - 15.16 - 2.08 /		8.34 - 4.90 - 3:04.15)		(7.17 - 7.01 - 10.78 - 1.88 /		8.37 - 5.00 - 2:55.11)		
CZE	6438	Roman Šebrle	Budapest	7 Mar 04	MAD	5152	Ali Kame	Metz	1 Feb 14
	(6.97 - 7.96 - 16.28 - 2.11 /		7.95 - 4.80 - 2:39.67)		(7.32 - 6.83 - 12.44 - 1.77 /		8.50 - 4.50 - 2:53.07)		
DEN	5542h	Lars Warming	Aarhus	13 Feb 88	MAR	5044	Tarik Chakri	Nogent-sur-Oise	5 Feb 95
	(7.0 - 7.15 - 13.40 - 1.90 /		7.9 - 4.60 - 2:51.5)		(7.44 - 6.19 - 11.59 - 1.92 /		8.90 - 4.50 - 2:42.80)		
ESP	6076	Jorge Ureña	Reims	30 Jan 16	MDA	5145	Victor Covalenco	Sumy	14 Feb 07
	(7.01 - 7.21 - 13.52 - 2.03 /		7.83 - 5.02 - 2:41.10)		(7.34 - 6.91 - 13.89 - 1.88 /		9.29 - 4.20 - 2:45.47)		
EST	6374	Erki Nool	Maebashi	7 Mar 99		5175h	Victor Covalenco	Chişinău	9 Feb 02
	(6.83 - 7.80 - 14.87 - 1.93 /		8.16 - 5.50 - 2:38.62)		(7.2 - 6.88 - 13.24 - 1.88 /		8.7 - 4.20 - 2:42.2)		
FIJ	3498	Harold Nair	Houston	2 Feb 08	MEX	4306	Jorge Rivera	Houston	2 Feb 08
	(7.60 - 5.87 - 10.37 - 1.68 /		9.02 - 0 - 3:20.02)		(7.79 - 5.96 - 10.42 - 1.95 /		9.63 - 3.45 - 2:51.02)		
FIN*	5810	Vesa Rantanen	Jyväskylä	11 Feb 01	MNE	5729	Darko Pešić	Novi Sad	2 Mar 14
	(7.12 - 6.83 - 10.74 - 2.06 /		8.03 - 5.50 - 2:49.94)		(7.28 - 7.01 - 15.99 - 1.99 /		8.34 - 4.60 - 2:47.24)		
	5866h	Johannes Lahti	Lahti-Heinola	1 Feb 80	MRI	5061	Gino Antoine	Nogent-sur-Oise	5 Feb 95
	(6.7 - 7.05 - 14.91 - 2.08 /		8.2 - 4.60 - 2:45.8)		(7.37 - 6.70 - 10.48 - 1.98 /		8.76 - 4.50 - 2:56.05)		
FRA	6418	Christian Plaziat	Genova	29 Feb 92	NED	6372	Eelco Smitnicolaas	Göteborg	3 Mar 13
	(6.83 - 7.58 - 14.53 - 2.13 /		7.97 - 5.20 - 2:40.17)		(6.88 - 7.61 - 14.11 - 2.02 /		7.91 - 5.40 - 2:38.73)		
GBR	5982	John Lane	Sheffield	26 Jan 14	NGR	4631	Lee Okoroafo	Cardiff	23 Mar 03
	(6.96 - 7.26 - 14.21 - 2.13 /		8.07 - 4.90 - 2:47.37)		(7.25 - 6.44 - 10.35 - 1.87 /		8.69 - 3.15 - 2:51.72)		
GER	6291	Frank Busemann	Tallinn	3 Feb 02	NIG	4375	Smael Madougou	Aubiére	26 Jan 08
	(6.96 - 7.77 - 14.57 - 2.10 /		7.91 - 4.85 - 2:40.93)		(7.67 - 6.50 - 11.47 - 1.86 /		9.74 - 4.10 - 3:14.46)		
GHA	5061	Atsu Nyamadi	Birmingham/USA26	Feb 15	NOR	5902	Lars Vikan Rise	College Station	12 Mar 11
	(7.17 - 7.23 - 13.42 - 1.93 /		8.49 - 3.00 - 2:54.72)		(7.20 - 7.25 - 15.75 - 1.99 /		8.32 - 4.70 - 2:40.92)		
GRE	6032	Pródromos Korkizoglou	Pireás	12 Feb 00	NZL	5758	Brent Newdick	Tallinn	4 Feb 12
	(6.91 - 7.15 - 15.34 - 1.99 /		8.00 - 5.00 - 2:49.61)		(7.08 - 7.14 - 14.39 - 1.95 /		8.25 - 4.73 - 2:46.86)		
GRN	5771	Kurt Felix	Nampa	11 Feb 12	OMA	4211	Yahya Saleh Al-HashmyRashd		9 Feb 01
	(7.11 - 7.66 - 12.86 - 2.14 /		8.51 - 4.45 - 2:51.01)		PER*		See footnote		
GUA	5218	Octavious Gillespie	Lincoln	5 Feb 05	PHI	4565	Jesson Ramil Cid	Hangzhou	16 Feb 14
	(7.54 - 6.95 - 12.82 - 2.02 /		8.77 - 4.40 - 2:55.37)		(7.07 - 6.77 - 11.35 - 1.84 /		8.26 - NH - 2:46.55)		
GUI	5167	Moussa Conde	Fayetteville	31 Jan 15	POL	6415	Sebastian Chmara	Valencia	1 Mar 98
	(7.05 - 6.34 - 9.86 - 1.88 /		8.36 - 5.00 - 2:59.91)		(7.12 - 7.65 - 15.70 - 2.17 /		7.98 - 5.20 - 2:42.31)		
HUN	6249	Dezso Szabó	Valencia	1 Mar 98	POR	5930	Mário Anibal Ramos	Gent	26 Feb 00
	(7.00 - 7.50 - 14.40 - 2.02 /		8.09 - 5.30 - 2:38.12)		(7.06 - 7.03 - 15.39 - 1.98 /		8.24 - 4.90 - 2:42.35)		
IND	5561	Pulimootil Joseph Vinod	Macau	1 Nov 07	QAT	4651	Ahmad Hassan Moussa Pattaya		12 Feb 06
	(7.02 - 7.18 - 13.86 - 1.91 /		8.15 - 4.50 - 2:58.17)		(7.39 - 6.64 - 13.03 - 1.71 /		8.98 - 3.50 - 2:54.46)		
	5561	Pulimootil Joseph Vinod	Doha	16 Feb 08	ROU	5562	Bogdan Popa	Bucureşti	1 Mar 12
	(7.02 - 7.23 - 13.64 - 1.93 /		8.32 - 4.40 - 2:52.74)		(7.19 - 7.30 - 11.40 - 2.07 /		8.47 - 4.80 - 2:55.81)		
IRI	5515	Hadi Sepehrzad	Doha	16 Feb 08	RSA	4862	Willem Coertzen	Sheffield	13 Jan 08
	(7.06 - 6.97 - 16.03 - 1.93 /		8.27 - 4.00 - 2:54.20)		(7.26 - 6.85 - 12.31 - 1.60 /		8.36 - 3.85 - 2:53.04)		
IRL	5560	Joseph Naughton	Tallinn	3 Feb 02	RUS	6412	Lev Lobodin	Moskva	8 Feb 03
	(7.23 - 7.02 - 13.90 - 2.04 /		8.43 - 4.15 - 2:42.85)		(6.88 - 7.45 - 16.67 - 2.07 /		7.82 - 5.20 - 2:46.35)		
ISL	6293	Jón Arnar Magnússon	Maebashi	7 Mar 99	SKN*	5475	Adolphus Jones	Norman	27 Feb 10
	(6.99 - 7.69 - 16.08 - 2.02 /		8.09 - 5.00 - 2:39.55)		(7.19 - 7.05 - 12.53 - 2.06 /		8.48 - 4.35 - 2:51.13)		
ISR*	4896	Dmitriy Kabakov	Houston	3 Feb 07	SLO	5894	Ranko Leskovar	Linz	15 Feb 04
	(7.47 - 6.62 - 9.86 - 1.77 /		8.83 - 4.70 - 2:49.99)		(6.93 - 7.50 - 13.10 - 2.05 /		7.98 - 4.80 - 2:57.12)		
ITA	5972	William Frullani	Torino	8 Mar 09	SRB	6099	Mihail Dudaš	Göteborg	3 Mar 13
	(7.17 - 7.66 - 14.90 - 2.06 /		8.32 - 4.90 - 2:51.70)		(6.91 - 7.55 - 14.12 - 2.08 /		8.13 - 4.60 - 2:39.04)		
IVB	4956+	Paul Hewlett	Cosford	6 Mar 88	SUI	5899	Rolf Schläfli	Magglingen	18 Feb 96
	(7.21 - 6.29 - 11.61 - 1.83 /		8.83 - 4.20 - 2:51.93)		(7.04 - 7.34 - 14.07 - 2.01 /		8.01 - 4.60 - 2:44.87)		
JAM	6035	Maurice Smith	Fayetteville	26 Feb 05	SVK	5712	Slaven Dizdarević	Praha	8 Feb 09
	(6.94 - 7.11 - 16.03 - 1.98 /		7.88 - 4.50 - 2:39.32)		(7.00 - 7.12 - 14.86 - 1.93 /		7.94 - 4.40 - 2:52.58)		
JPN	5722	Akihiko Nakamura	Hamburg	31 Jan 16	SWE	6142	Henrik Dagård	Barcelona	12 Mar 95
	(6.97 - 7.28 - 11.72 - 1.85 /		8.24 - 4.80 - 2:35.73)		(6.84 - 7.32 - 15.27 - 1.98 /		7.87 - 4.80 - 2:41.60)		
KAZ	6229	Dmitriy Karpov	Tallinn	16 Feb 08	SYR	4229	Mohamad Malla Khalaf	Tehran	13 Feb 09
	(7.07 - 7.21 - 16.23 - 2.07 /		7.99 - 5.15 - 2:43.69)		(7.27 - 6.54 - 9.14 - 1.60 /		10.19 - ? - ?)		
KSA	5791	Mohammed Al-Qaree	Hanoi	2 Nov 09	THA	5150	Boonkete Chalou	Pattaya	15 Nov 05
	(6.84 - 7.35 - 13.25 - 2.06 /		8.17 - 4.40 - 2:52.04)		(7.11 - 6.91 - 12.13 - 1.80 /		8.50 - 4.10 - 2:49.78)		

COUNTRY	MARK	NAME	VENUE	DATE	COUNTRY	MARK	NAME	VENUE	DATE
TPE	5563	Hsiao Szu-Pin	Pattaya	12 Feb 06	LTU	18:48.8	Valdas Kazlauskas	Kaunas	9 Feb 92
		(7.12 – 6.82 – 13.94 – 2.01 /	8.40 – 4.70 – 2:55.26)		LUX	20:56.01	Marco Sowa	Limburg	25 Jan 92
TUN	5733	Hamdi Dhoubi	Aubiére	1 Mar 03	MAR	26:52.18	Oussama Farah	Bordeaux	25 Jan 14
		(6.98 – 7.39 – 12.58 – 1.95 /	8.11 – 4.50 – 2:44.68)		MAS	23:42.44	Mohd Shahrlul Haizy	Tehran	8 Feb 04
TUR	5612	Alper Kasapoğlu	Monmout	2 Feb 97	MDA	19:19.69	Viaceslav Fediuc	Kiyev	13 Feb 94
		(7.19 – 7.00 – 13.07 – 1.88 /	8.13 – 4.46 – 2:50.72)		MEX	18:38.71	Ernesto Canto	Indianapolis	7 Mar 87
UKR	6254	Oleksiy Kasyanov	Zaporizhzhya	31 Jan 10	MRI	21:33.14	Jérôme Caprice	Athlone	16 Feb 14
		(6.85 – 8.04 – 15.15 – 2.05 /	8.18 – 4.70 – 2:42.88)		NED	20:17.42	Harold van Beek	Den Haag	22 Feb 97
USA	6645	Ashton Eaton	Istanbul	10 Mar 12	NOR	18:49.10	Erling Andersen	Budapest	6 Mar 88
		(6.79 – 8.16 – 14.56 – 2.03 /	7.68 – 5.20 – 2:32.77)		NZL	19:52.43	Quentin Rew	Athlone	16 Feb 13
UZB*	5918	Ramil Ganiyev	Sofiya	25 Feb 90	POL	18:32.09	Robert Korzeniowski	Spala	21 Feb 93
		(7.12 – 7.26 – 14.20 – 2.15 /	8.22 – 4.70 – 2:49.51)		POR	18:52.25	José Urbano	Braga	22 Feb 92
VIE	5622	Vu Van Huyen	Hanoi	2 Nov 09	ROU	18:59.24	Costică Bălan	Bucureşti	19 Feb 00
		(6.96 – 7.18 – 11.64 – 2.00 /	8.43 – 4.60 – 2:45.52)		RUS	18:07.08	Mikhail Shchennikov	Moskva	14 Feb 95
ZIM	5004	Keegan Cooke	Fayetteville	26 Jan 13	SLO	20:57.17	Milan Balek	Pireás	10 Feb 90
		(7.36 – 6.76 – 11.36 – 1.89 /	8.79 – 4.11 – 2:49.19)		SMR	21:54.74	Stefano Casali	Ancona	10 Jan 87

Notes

Oversized track:

FIN	6026	Petri Kesitalo	Kuopio	12 Feb 95
		(6.96 – 7.41 – 15.37 – 1.89 /	7.99 – 5.10 – 2:49.20)	
ISR	5063	Ruslan Khemed	Murfreesboro	24 Feb 08
		(6.94/55 – 6.69 – 12.16 – 1.79 /	8.00/55H – 4.30 – 2:46.60)	
PER	4269	Alvaro Romero	Allendale	10 Jan 14
		(7.28 – 6.52 – 10.08 – 1.80 /	8.91 – 3.20 – 3:18.67)	
SKN	5532	Adolphus Jones	Ames	12 Feb 10
		(7.25 – 7.03 – 12.87 – 2.04 /	8.46 – 4.45 – 2:46.61)	
Not recognised by federation:				
UZB	6031	Vadim Podmaryov	Zaporizhzhya	11 Feb 84
		(6.96 – 7.46 – 14.76 – 2.10 /	8.36 – 4.60 – 2:41.65)	

5000 Metres Walk

ALB	20:44.44	Orest Laniku	Genova	12 Feb 05
AND	31:12.0	Kevin Poulet	Bompas	25 Nov 06
ARM	22:16.80	Robert Avakyan	Rashd	8 Feb 02
AUS	18:52.20	David Smith	Indianapolis	7 Mar 87
AUT	19:37.57	Martin Toporek	Wien	16 Dec 86
AZE	21:45.66	Sergey Shildkret	Toronto	13 Mar 93
BEL	18:54.67	Joseph Martens	Budapest	6 Mar 88
BIH	20:55.3	Denis Erlic	Berlin	31 Jan 98
BLR*	18:23.88	Frants Kostyukevich	Volgograd	9 Feb 91
BRA	19:28.87	Sergio Vieira Galdino	Toronto	13 Mar 93
BUL	18:58.18	Lyubomir Ivanov	Sofiya	11 Feb 90
CAN	18:47.56	Tim Berrett	Winnipeg	20 Feb 93
CIV	26:34.0	Siriki Diarassouba	Paris	15 Dec 02
CRO	20:27.01	Aleksandar Raković	Torino	13 Feb 91
CZE	19:01.0	Jiri Malysa	Ostrava	11 Jan 94
DEN	20:11.0	Claus Jorgensen	Aarhus	1 Mar 97
ECU	20:19.91	Jefferson Pérez	Sevilla	9 Mar 91
ESP	18:24.13	Francisco Javier Fernández	Belfast	17 Feb 07
EST	20:17.4	Vassili Matvejev	Tallinn	7 Feb 82
FIN	18:47.26	Valentin Kononen	Jyväskylä	13 Feb 99
FRA	18:16.76	Yohann Diniz	Reims	7 Dec 14
GBR	18:54.18	Tom Bosworth	Bratislava	31 Jan 16
GEO	22:58.06	Elmar Urushadze	Tbilisi	14 Jan 00
GER	18:11.41	Ronald Weigel	Wien	13 Feb 88
GRE	19:11.07	Alexandros Papamihail	Pireás	14 Feb 15
HUN	18:34.77	Sándor Urbanik	Budapest	5 Mar 89
IND	22:22.92	Basat Sita Ram	Tehran	8 Feb 04
IRI	20:22.88	Mohammad Reza Banaei	Rashd	10 Feb 00
IRL	18:51.46	Robert Heffernan	Belfast	26 Jan 08
ISR	19:17.45	Vladimir Ostrovskiy	Praha	23 Feb 91
ITA	18:08.86	Ivano Brugnetti	Ancona	17 Feb 07
JPN	21:10.01	Hirofumi Sakai	Indianapolis	7 Mar 87
KAZ	19:05.0	Vladimir Ostrovskiy	Karaganda	7 Jan 90
KUW	29:22.31	Jasem Al-Mashmoum	Rashd	12 Feb 98
LAT	18:56.9	Aigars Fadejevs	Riga	19 Feb 95
LIB	21:22.72	Ali Hassan Ismail	Zaporizhzhya	27 Jan 12

Note

Not recognised by federation:

BLR	18:16.54	Frants Kostyukevich	Gomel	4 Feb 89
-----	----------	---------------------	-------	----------

4 x 400 Metres Relay

ALG	3:14.29	National Team	Athina	14 Mar 09
		(Cherif, Doukhi, Lamada, Laroui)		
ARM	3:26.76	National Team	Istanbul	21 Feb 15
		(Mkrtychan, Aleksanyan, Hayrapetyan, Shukasyan)		
AUS	3:08.49	National Team	Sevilla	10 Mar 91
		(Greene, Garner, Robinson, Perry)		
AUT	3:08.37	National Team	Paris	8 Mar 97
		(Lachkovics, Elouardi, Rechbauer, Griesser)		
AZE	3:17.44	National Team	Tehran	22 Feb 07
BAH	3:08.76	National Team	Budapest	7 Mar 04
		(Darling, McIntosh, Munnings, Brown)		
BEL	3:02.87	National Team	Praha	8 Mar 15
		(Watrín, D. Borlée, J. Borlée, K. Borlée)		
BLR	3:12.69	Vitebsk Region	Mogilyov	12 Feb 11
		(Poluyan, Yakovlev, Syritsa, Katershal)		
BOT	3:13.21	National Team	Istanbul	10 Mar 12
		(Ketlogetswe, Makwala, Seribe, Kamberuka)		
BRA	3:10.50	National Team	Paris	8 Mar 97
		(da Silva, dos Santos, Godoy, Maranhao)		
BRN	3:22.21	National Team	Tehran	8 Feb 04
		(Sanad, Farhan, Salem, Kamel)		
BUL	3:15.0	National Team	Sofiya	17 Feb 74
		(Bratunov, Danov, Kasov, Khristov)		
CAN	3:07.77	National Team	Toronto	13 Mar 93
		(Gibbons, Graham, Anderson, Goodwin)		
CHN	3:12.55	National Team	Tianjin	18 Feb 04
		(He Jun, Ta La, Tan Biao, Liang Chao)		
CUB	3:12.16	National Team	Paris	20 Feb 93
		(Dormann, Herrera, Martinez, Telles)		
CYP	3:34.73	National Team	Athina	14 Mar 09
		(Anastasiou, Apostolides, Ioannides, Antoniou)		
CZE	3:04.09	National Team	Praha	8 Mar 15
		(Němeček, Šorm, Tesář, Maslák)		
DOM	3:06.30	National Team	Doha	13 Mar 10
		(Peguero, Harrison, Sánchez, Tapia)		

COUNTRY	MARK	TEAM	VENUE	DATE	COUNTRY	MARK	TEAM	VENUE	DATE
ESP	3:06.60	National Team (Meléndez, Canal, Rodríguez, Martínez)	Wien	3 Mar 02	SLO	3:22.07	AD MASS Ljubljana (Šajin, Radojčić, Tršan, Kozan)	Bratislava	22 Feb 09
EST	3:16.61	Tartu Ülikooli ASK (Gorosko, Ütsmüts, Valler, Mägi)	Tallinn	22 Feb 15	SRB	3:16.74	National Team (Hukej, Popović, Nikolić, Knapić)	Genova	16 Feb 85
FIN	3:18.16	IF Kraft Närpiö (Holmberg, Ivars, Asp, Nordman)	Jyväskylä	27 Feb 94	SRI	3:11.29	National Team (Amarasekara, Pushpakumara, Weerasooriya, Jayasundara)	Macau	1 Nov 07
FRA	3:06.17	National Team (Macedot, Djhone, Hanne, Décimus)	Paris	6 Mar 11	STP	3:34.21	A. C. D. R. Arneirense (Tavares, Coelho, Cardeira, Santos)	Pombal	17 Feb 13
GBR	3:03.20	National Team (Condon, Wariso, Patrick, Maebashi)	Maebashi	7 Mar 99	SUI	3:09.04	National Team (Rohr, El-Idrissi, Leiser, Oggenfuss)	Budapest	7 Mar 04
GER	3:03.05	National Team (Lieder, Carlowitz, Just, Schöntebe)	Sevilla	10 Mar 91	SVK	3:15.90	Spartak Dubnica (Mokráš, Hort, Repčík, Žňava)	Bratislava	24 Feb 08
GRE	3:10.16	National Team (Ikonomidis, Giepos, Doupis, Dimotsios)	Lisboa	10 Mar 01	SWE	3:07.10	National Team (Jaako, Wissman, Mokdasi, Claesson)	Moskva	12 Mar 06
HKG	3:31.65	National Team (Wong Ka Chun, Tsui Yun Yung, Tam Ho Yan, Fan Wai Ho)	Macau	11 Feb 07	THA	3:11.07	National Team (Ruckburee, Pocharoen, Phachsay, Chimdee)	Hanoi	2 Nov 09
HUN	3:09.35	National Team (Nyilasi, Kilvinger, Dombi, Bédi)	Gent	27 Feb 00	TJK	3:34.86	National Team (Pulatov, Muzrapov, Derepaskin, Gaforov)	Tashkent	Feb 28/1 Mar 15
IND	3:13.01	National Team (Jayakumar, P. Kumar, N. Kumar, Sreejith)	Hanoi	2 Nov 09	TTO	3:06.85	National Team (Gordon, Quow, Richard, Solomon)	Istanbul	11 Mar 12
IRI	3:13.18	National Team (Roghani, Khazaei, Bouazar, Moradi)	Macau	1 Nov 07	TUR	3:11.28	National Team (Kayaş, Kılıç, Güzel, Can)	Istanbul	10 Mar 12
IRL	3:08.83	National Team (Daly, Ryan, Gillick, McCarthy)	Budapest	7 Mar 04	UAE	3:11.40	National Team (Al-Saifa, Shirrook, Ali, Juma)	Hanoi	2 Nov 09
IRQ	3:23.32	National Team (Al-Abody, Akkar, Juma, Al-Saleh)	Hanoi	2 Nov 09	UKR	3:07.54	National Team (Butrym, Gutsol, Bikulov, Danylenko)	Sopot	8 Mar 14
ISL	3:19.11	IR Reykjavik SL (Björnsson, Sigurdsson, Lárusson, Jasonarson)	Reykjavik	18 Feb 12	USA*	3:02.13	National Team (Clemons, Verburg, Butler, Smith)	Sopot	9 Mar 14
ITA	3:05.51	National Team (Vaccari, Petrella, Aimar, Nuti)	Sevilla	10 Mar 91	UZB	3:27.77	National Team	Tashkent	29 Jan 16
JAM	3:03.69	National Team (Nolan, Fothergill, Gauntlett, Steele)	Sopot	9 Mar 14	VEN	3:11.11	National Team (Acevedo, Longart, Aguilar, Mezones)	Istanbul	10 Mar 12
JPN	3:05.90	National Team (Takahashi, Osakada, Kan, Karube)	Maebashi	6 Mar 99	VIE	3:23.10	DHI Team	Hanoi	2 Oct 09
KAZ	3:12.94	National Team (Korobeynikov, Kondratyev, Zaykov, Bekenov)	Hangzhou	16 Feb 14	Note				
KSA	3:10.31	National Team (Al- Masrahi, Al-Sabyani, H. H. Al-Bishi, Sharahili)	Hanoi	2 Nov 09	<i>Insufficient doping control:</i>				
KUW	3:14.14	National Team (Al-Johar, Al-Felei, Al-Harbi, Al-Shammari)	Lisboa	10 Mar 01	USA	3:01.96	National Team (Clement, Spearman, Williamson, Wariner)	Fayetteville	11 Feb 06
LBR	3:12.14	National Team (Young, Greigre, M. Lewis, S. Williams)	Valencia	9 Mar 08					
LTU	3:23.46	Šiauliai (Bagaslauskas, Tautkus, Juškevičius, Norbutas)	Kaunas	18 Feb 06					
LUX	3:18.59	National Team (Karger, Scholer, Grethen, Frisch)	Luxembourg	21 Dec 12					
MAC	3:25.93	National Team (Sou Chon Kin, Wong Man Hou, Chap Chon In, Chao Un Kei)	Macau	31 Oct 07					
MEX	3:11.41	National Team (Cardenas, Vallin, Araújo, Toledo)	Paris	8 Mar 97					
MKD	3:31.61	National Team (Taheski, Kuzmanovski, Koevski, Stojanovski)	Istanbul	21 Feb 15					
NED	3:14.99	National Team (Hindriks, de Haan, Berendse, Wolters)	Münster	22 Jan 05					
NGR	3:07.95	National Team (Ogunmola, Akwu, Isah, Morton)	Sopot	8 Mar 14					
OMA	3:13.49	National Team (Al-Quraini, Al-Merjazi, Al-Busaidi, Al-Salah)	Hangzhou	16 Feb 14					
PAK	3:20.00	National Team	Tehran	15 Feb 13					
POL	3:02.97	National Team (Zalewski, Omelko, Krawczuk, Krzewina)	Praha	8 Mar 15					
POR	3:14.86	Sporting Club Porto (Jorge, Monteiro, C. Silva, Moreno)	Espinho	2 Feb 03					
QAT	3:17.93	National Team (Saghyroon, Adam, Bella, Sulaiman)	Doha	16 Feb 08					
ROU	3:10.75	National Team (Boboş, Cîmpeanu, Vilcu, Vieru)	Birmingham	4 Mar 07					
RUS	3:04.82	National Team (Ladeyshchikov, Mashchenko, Gorban, Semyonov)	Lisboa	11 Mar 01					



EVOLUTION OF WORLD INDOOR RECORDS

These lists show the evolution of world indoor best performances and recognised IAAF World Records. The marks which were officially ratified by the IAAF are shown in bold, but because this process did not start until January 1, 1987, they are preceded by a longer list of unofficial "world indoor bests". In that category, hand times are shown only if better than the best automatic timing on record. Some footnotes contain "professional" marks set in years when athletes were largely amateurs and professionals competed often with different and possibly less strict rules. Updates since the 2014 edition – including historical adjustments – are denoted by a vertical bar ("|") in the right margin,
As at January 31, 2016

MARK	NAME & COUNTRY	VENUE	DATE	MARK	NAME & COUNTRY	VENUE	DATE
50 Metres (hand timing)				6.7	Helmut Körnig GER	Breslau (Wroclaw)	6 Feb 27
<i>y denotes 57 yards/52.12m</i>				6.7	Helmut Körnig GER	Breslau (Wroclaw)	6 Feb 27
6.0y	Arthur Kent USA	New York	4 Feb 01	6.6	Helmut Körnig GER	Stuttgart	5 Mar 27
5.7	Richard Rau GER	Berlin	30 Jan 11	6.6	Helmut Körnig GER	Stuttgart	5 Mar 27
5.7	Brendel GER	Berlin	30 Jan 11	6.6	Helmut Körnig GER	Magdeburg	25 Jan 30
5.6	Hubert Houben GER	Stuttgart	28 Jan 28	6.6	Helmut Körnig GER	Magdeburg	25 Jan 30
5.6	Werner Wege GER	Breslau (Wroclaw)	10 Feb 29	6.6	Arthur Jonath GER	Stuttgart	21 Mar 31
5.6	Georg Kurz GER	Breslau (Wroclaw)	10 Feb 29	6.6	Helmut Körnig GER	Stuttgart	21 Mar 31
5.6	Helmut Körnig GER	Danzig (Gdansk)	5 Mar 30	6.6	Helmut Körnig GER	Stuttgart	21 Mar 31
5.6	Arthur Jonath GER	Frankfurt-am-Main	8 Mar 30	6.6	Arthur Jonath GER	Stuttgart	21 Mar 31
5.6	Georg Lammers GER	Nürnberg	22 Mar 31	6.6	Helmut Körnig GER	Magdeburg	23 Jan 32
5.6	Helmut Körnig GER	Nürnberg	22 Mar 31	6.6	Wolfgang Vent GER	Magdeburg	23 Jan 32
5.6	Helmut Körnig GER	Münster	21 Feb 32	6.6	Helmut Körnig GER	Stettin (Szczecin)	7 Feb 32
5.6	Arthur Jonath GER	Dortmund	28 Feb 32	6.6	Helmut Körnig GER	Stuttgart	20 Feb 32
5.6	Franz Buthe-Pieper GER	Dortmund	20 Mar 37	6.6	Helmut Körnig GER	Stuttgart	20 Feb 32
5.6	José Bento de Assis BRA	São Paulo	22 Aug 42	6.6	Arthur Jonath GER	Berlin (race 2)	4 Dec 32
5.6	Heinz Fütterer FRG	Kiel	15 Jan 55	6.6	Arthur Jonath GER	Berlin (race 3)	4 Dec 32
5.6	Walter Mahlendorf FRG	Neumünster	15 Mar 58	6.6	Arthur Jonath GER	Stuttgart	1 Apr 33
5.5	Peter Radford GBR	Essen	25 Oct 58	6.6	Jesse Owens USA	New York	23 Feb 35
5.5	Bob Frith GBR	Antwerpen	7 Dec 63	6.6	Ben Johnson USA	New York	23 Feb 35
5.5	Claude Piquemal FRA	Antwerpen	7 Dec 63	6.6	Robert Grieve USA	Chicago	20 Mar 36
5.4	Bill Gaines USA	Moskva	17 Feb 68	6.6	Ben Johnson USA	New York	26 Feb 38
5.4	Manfred Kokot GDR	Berlin, GDR	31 Jan 71	6.6	Herb Thompson USA	New York	25 Feb 39
5.4	Sergey Bychkov RUS	Yekaterinburg	7 Jan 01	6.6	Herb Thompson USA	New York	25 Feb 39
50 Metres (electric timing)				6.5	Heinz Fütterer FRG	Kiel	12 Mar 55
‡ Unofficial automatic timing				6.5	Heinz Fütterer FRG	Kiel	12 Mar 55
5.85‡	Fyodor Pankratov URS	Madrid	9 Mar 68	6.5	Jerzy Juskowiak POL	Warszawa	10 Feb 62
5.83‡	Jobst Hirscht FRG	Madrid	9 Mar 68	6.5	Jochen Bender FRG	West Berlin	9 Mar 63
5.81‡	Bob Frith GBR	Madrid	9 Mar 68	6.5	Wiesław Maniak POL	Warszawa	22 Feb 64
5.75‡	Jobst Hirscht FRG	Madrid	9 Mar 68	6.5	Aleksandr Lebedyev URS	Moskva	30 Jan 67
5.93	Eckart Brieger FRG	West Berlin	13 Feb 71	6.4	Fyodor Pankratov URS	Kiyev	17 Feb 67
5.92	Eckart Brieger FRG	West Berlin	13 Feb 71	6.4	Valeriy Borzov URS	Kiyev	22 Dec 68
5.91	Eckart Brieger FRG	Kiel	27 Feb 71	6.4	Vassilios Papayorgopoulos GRE	Thessaloníki	19 Jan 72
5.90	Klaus-Dieter Bieler FRG	Kiel	27 Feb 71	6.4	Aleksandr Kornelyuk URS	Moskva	29 Jan 72
5.90	Jobst Hirscht FRG	Kiel	27 Feb 71	6.4	Aleksandr Kornelyuk URS	Moskva	18 Feb 72
5.88	Gert Metz FRG	Kiel	27 Feb 71	6.4	Aleksandr Kornelyuk URS	Moskva	19 Feb 72
5.83	Gert Metz FRG	Kiel	27 Feb 71	6.4	Erik Gustaffson FIN	Turku	26 Feb 72
5.82	Jobst Hirscht FRG	Kiel	27 Feb 71	6.4	Zenon Nowosz POL	Warszawa	4 Mar 72
5.79	Jobst Hirscht FRG	Kiel	27 Feb 71	6.4	Aleksandr Kornelyuk URS	Moskva	1 Mar 73
5.75	Vassilios Papayorgopoulos GRE	Grenoble	11 Mar 72	6.4	Aleksandr Kornelyuk URS	Moskva	1 Mar 73
5.75	Valeriy Borzov URS	Grenoble	11 Mar 72	6.4	Vladimir Ostavnov URS	Moskva	2 Feb 74
5.73	Wolfgang Rabe GDR	Berlin, GDR	4 Feb 73	6.4	Zenon Nowosz POL	Bucureşti	9 Feb 74
5.61	Manfred Kokot GDR	Berlin, GDR	4 Feb 73	6.4	Dorel Cristudor ROU	Bucureşti	9 Feb 74
5.61	James Sanford USA	San Diego	20 Feb 81	6.4	Valeriy Borzov URS	Moskva	14 Feb 74
5.56A	Donovan Bailey CAN	Reno	9 Feb 96	6.4	Juris Silovs URS	Moskva	14 Feb 74
5.56	Maurice Greene USA	Los Angeles	13 Feb 99	6.4	Cliff Outlin USA	Moskva	2 Mar 74
<i>No longer accepted by IAAF due to doping violation</i>				6.4	Aleksandr Kornelyuk URS	Moskva	2 Mar 74
5.55	Ben Johnson CAN	Ottawa	31 Jan 87	6.4	Aleksandr Aksinin URS	Leningrad	5 Jan 75
60 Metres (hand timing)				6.4	Aleksandr Aksinin URS	Budapest	4 Feb 75
7.0	Richard Rau GER	Berlin	18 Jan 14	6.4	Lajos Gresz HUN	Budapest	17 Jan 76
6.9	Hans Schüller GER	Berlin	18 Jan 14	6.4	Claudiu Suselescu ROU	Bucureşti	14 Feb 76
6.9	Richard Rau GER	Berlin (qual)	10 Dec 21	6.4	Gennadiy Murashov URS	Riga	30 Jan 81
6.8	Richard Rau GER	Berlin (final)	10 Dec 21	6.4	Johan Schromm ROU	Bucureşti	14 Feb 81
6.7	Friedrich Reissmann GER	Berlin	6 Jan 23	6.4	Pyotr Vorobyov URS	Omsk	29 Jan 82
				6.4	Vladimir Ignatenko URS		82
				6.3	Andrey Prokofyev URS	Chelyabinsk	5 Feb 82
				6.3	Viktor Bryzgin URS	Kiyev	4 Feb 83

MARK	NAME & COUNTRY	VENUE	DATE	MARK	NAME & COUNTRY	VENUE	DATE
6.3	Viktor Bryzgin URS	Voroshilovgrad	12 Jan 85	21.1	Günther Arnold GDR	Berlin, GDR	18 Jan 76
6.3	Sergey Penyev URS	Moskva	12/13 Jan 85	20.6	Erwin Skamrahl FRG	Sindelfingen	11 Feb 83
6.3	Aleksey Gayets URS	Moskva	12/13 Jan 85	<i>Oversized track</i>			
6.3	Viktor Bryzgin URS	Kiyev	2 Feb 85	22.1y	Robert Rodenkirchen USA	Hanover, NH	22 Feb 38
6.3	Aleksandr Naduda URS	Kiyev	2 Feb 85	21.6	Pierre Burellier FRA	Paris	5 Feb 66
6.3	Vitaliy Savin URS	Omsk	23 Jan 88	21.1	Jörg Pfeifer GDR	Berlin, GDR	11 Jan 76
6.3	Viktor Bryzgin URS	Kiyev	30 Jan 88	21.1	Günther Arnold GDR	Berlin, GDR	11 Jan 76
6.3	Viktor Bryzgin URS	Kiyev	30 Jan 88	21.0	Detlef Kübeck GDR	Senftenberg	17 Feb 78
6.3	Nikolay Razgonov URS	Kiyev	30 Jan 88	21.0	Bernd Muggenburg GDR	Senftenberg	26 Jan 79
6.3	Viktor Bryzgin URS	Kiyev	30 Jan 88	21.0	Frank Richter GDR	Senftenberg	26 Jan 79
6.3	Nikolay Razgonov URS	Kiyev	30 Jan 88	20.9	Udo Bauer GDR	Cottbus	10 Feb 79
6.3	Viktor Bryzgin URS	Lugansk	15 Jan 91	200 Metres (electric timing)			
6.3	Andreas Berger AUT	Karlsruhe	24 Feb 91	21.43	Manfred Ommer FRG	Stuttgart	26 Feb 72
6.3	Viktor Bryzgin EUN/UKR	Lugansk	5 Jan 92	21.4	Manfred Ommer FRG	West Berlin	24 Feb 73
6.3	Viktor Bryzgin EUN/UKR	Lugansk	11 Jan 92	21.40	Manfred Ommer FRG	München	23 Feb 74
6.3	Dmitriy Bartenyev RUS	Lipetsk	22 Jan 93	21.16	Karl-Heinz Weisenseel FRG	Stuttgart	22 Feb 75
6.3	Sergey Osovich UKR	Lvov	3 Feb 95	21.11	Karl-Heinz Weisenseel FRG	Sindelfingen	25 Feb 78
6.3	Sergey Osovich UKR	Kiyev	11 Feb 95	21.11	Pietro Mennea ITA	Milano	4 Mar 78
6.3	Sergey Slukin RUS	Oryol	24 Jan 98	21.05	Mauro Zuliani ITA	Genova	9 Feb 80
6.3	Pedro Pablo Nolet ESP	Oviedo	15 Jan 00	20.99	Erwin Skamrahl FRG	Dortmund	13 Feb 82
6.3	Kostantyn Rurak UKR	Zaporozhye	7 Feb 04	20.98	Ralf Lübke FRG	Sindelfingen	11 Feb 83
60 Metres (electric timing)							
6.7a	Valeriy Borzov URS	Wien	14 Mar 70	20.77	Ralf Lübke FRG	Sindelfingen	12 Feb 83
6.7a	Valeriy Borzov URS	Wien	14 Mar 70	20.74	Pietro Mennea ITA	Genova	13 Feb 83
6.6a	Valeriy Borzov URS	Wien	14 Mar 70	20.67	Ralf Lübke FRG	Stuttgart	10 Feb 84
6.6a	Valeriy Borzov URS	Sofiya	13 Mar 71	20.57	Ralf Lübke FRG	Stuttgart	11 Feb 84
6.90	Gerhard Wucherer FRG	Stuttgart (h1)	26 Feb 72	20.52	Stefano Tilli ITA	Torino	21 Feb 85
6.83	Manfred Schumann FRG	Stuttgart (h2)	26 Feb 72	20.36	Bruno Marie-Rose FRA	Liévin	22 Feb 87
6.80	Rolf Lewandowski FRG	Stuttgart (h4)	26 Feb 72	20.25	Linford Christie GBR	Liévin	19 Feb 95
6.75	Rolf Lewandowski FRG	Stuttgart (s1)	26 Feb 72	19.92	Frankie Fredericks NAM	Liévin	18 Feb 96
6.74	Gerhard Wucherer FRG	Stuttgart (s2)	26 Feb 72	400 Metres (hand timing)			
6.72	Gerhard Wucherer FRG	Stuttgart	26 Feb 72	<i>y denotes 440 yards</i>			
6.68	Hans-Joachim Zenk GDR	Senftenberg	24 Feb 73	53.0y	Lawrence Myers USA	New York	17 Mar 83
6.62	Manfred Kokot GDR	Senftenberg	24 Feb 73	53.0y	Lawrence Myers USA	New York	6 Dec 84
6.58	Manfred Kokot GDR	Göteborg	9 Mar 74	52.8y	L. Snedecor USA	New York	14 Jan 97
6.58	Valeriy Borzov URS	Göteborg	9 Mar 74	52.8y	Jerome Buck USA	New York	14 Jan 97
6.58	Valeriy Borzov URS	München	21 Feb 76	52.6y	Pat O'Dea AUS	Chicago	5 Mar 98
6.54	Houston McTear USA	Long Beach	7 Jan 78	51.8y	Maxeys Long USA	New York	17 Nov 00
6.50	Ben Johnson CAN	Osaka	15 Jan 86	51.2y	Maxeys Long USA	Brooklyn	16 Mar 01
6.50	Ben Johnson CAN	Edmonton	22 Feb 86	51.2y	Harry Hillman USA	Brooklyn	14 Nov 03
6.44	Ben Johnson CAN	Osaka	15 Jan 87	50.8y	Harry Hillman USA	Brooklyn	16 Apr 04
6.44	Ben Johnson CAN	Edmonton	21 Feb 87	50.8y	Harry Hillman USA	Brooklyn	15 Apr 05
6.50	Lee McRae USA	Indianapolis	7 Mar 87	50.4y	James Rosenberger USA	New York	17 Feb 11
6.48	Leroy Burrell USA	Madrid	13 Feb 91	49.6y	Thomas Halpin USA	Buffalo	15 Mar 13
6.45	Andre Cason USA	Gent	29 Jan 92	49.6y	Walter Koppisch USA	Buffalo	17 Mar 23
6.41	Andre Cason USA	Madrid	14 Feb 92	48.9y	Bill Henke USA	Iowa City	28 Feb 31
6.41	Maurice Greene USA	Stuttgart	1 Feb 98	48.9y	Roy Ellinwood USA	Chicago	14 Mar 36
6.39	Maurice Greene USA	Madrid	3 Feb 98	48.2y	Roy Cochran USA	Chicago	9 Mar 40
6.39	Maurice Greene USA	Atlanta	3 Mar 01	48.1y	Bob Ufer USA	Chicago	7 Mar 42
<i>No longer accepted by IAAF due to doping violation</i>							
6.41	Ben Johnson CAN	Indianapolis	7 Mar 87	47.9+	Roy Cochran USA	Bronx	25 Mar 42
<i>Photo-cell time</i>							
6.71	Alain Sarteur FRA	Vittel	17 Feb 73	47.9y	Herb McKenley JAM	Chicago	15 Mar 47
200 Metres (hand timing)							
<i>y denotes 220 yards</i>							
22.6y	Maxie Long USA	Buffalo	19 Jan 01	47.9y	Dave Mills USA	Bloomington	3 Feb 62
22.6y	Loren Murchison USA	Brooklyn	28 Apr 19	47.9y	Elzie Higginbottom USA	Madison	10 Feb 62
22.4y	Loren Murchison USA	New York	6 Jan 25	47.9y	Elzie Higginbottom USA	Minneapolis	17 Feb 62
22.2y	Ted Ellison USA	New York	1 Mar 35	47.9y	Elzie Higginbottom USA	Madison	24 Feb 62
21.7y	Tom Robinson BAH	Chicago	17 Jan 59	47.8y	Dave Mills USA	East Lansing	3 Mar 62
21.7y	Jim Green USA	Chicago	23 Dec 67	47.8	Jean-Pierre Bocardro FRA	Stuttgart	14 Feb 64
21.6	Bernd Jacob FRG	Stuttgart	2 Mar 68	47.6y	Ray Saddler USA	Louisville	27 Feb 65
21.6	Dieter Hübner FRG	Stuttgart	2 Mar 68	46.8	Mike Larrabee USA	Berlin	8 Apr 65
21.2y+	John Carlos USA	East Lansing	14 Feb 70	46.2y	Tommie Smith USA	Louisville	18 Feb 67
21.1yA	Carl Lawson JAM	Pocatello	2 Mar 74	46.1	Marcello Fiasconaro ITA	Genova	15 Mar 72
				45.9	Alfons Bridenbach BEL	Sofiya	17 Feb 74
				45.9	Mikhail Linge URS	Moskva	16 Feb 80
<i>Unofficial time (during 500y race)</i>							
				47.5	Wendell Motley TTO	Boston	11 Jan 64

MARK	NAME & COUNTRY	VENUE	DATE	MARK	NAME & COUNTRY	VENUE	DATE
------	----------------	-------	------	------	----------------	-------	------

Oversized track

47.9+	James Herbert USA	Hanover, NH	14 Mar 40
47.9y	George Kerr JAM	Champaign	27 Feb 60
47.2y	Dave Mills USA	Champaign	4 Mar 61
46.0y	Fred Newhouse USA	Houston	13 Feb 70
45.6y	Fred Newhouse USA	Houston	13 Feb 70

398.7 metres

50.4	Jerome Buck USA	New York	8 Mar 98
------	-----------------	----------	----------

400 Metres (electric timing)

y denotes 440 yards

‡ *Unofficial automatic timing*

47.55‡	Jan Balachowski POL	Madrid	10 Mar 68
47.09‡	Andrzej Baderiski POL	Madrid	10 Mar 68
46.6	Andrzej Baderiski POL	Wien	15 Mar 70
46.6	Aleksandr Bratchikov URS	Wien	15 Mar 70
46.38	Luciano Sušanj YUG	Rotterdam	11 Mar 73
46.21	Karel Kolář TCH	Wien	25 Feb 79
45.96	Hartmut Weber FRG	Sindelfingen	7 Feb 81
45.79	Antonio McKay USA	Gainesville	11 Feb 84
45.60	Thomas Schönlebe GDR	Paris	19 Jan 85
45.56	Todd Bennett GBR	Pireás	3 Mar 85
45.41	Thomas Schönlebe GDR	Wien	9 Feb 86
45.05	Thomas Schönlebe GDR	Sindelfingen	5 Feb 88
45.05	Danny Everett USA	Stuttgart	4 Feb 90
45.02	Danny Everett USA	Stuttgart	2 Feb 92
44.97A	Michael Johnson USA	Reno	10 Feb 95
44.63	Michael Johnson USA	Atlanta	4 Mar 95
44.57	Kerron Clement USA	Fayetteville	12 Mar 05

Oversized track

45.45y	Antonio McKay USA	Johnson City	18 Jan 86
--------	-------------------	--------------	-----------

800 Metres

y denotes 880 yards

2:01.8y	Lawrence Myers USA	New York	12 Dec 82
2:00.8y	Gabriel Hollander USA	Brooklyn	30 Nov 95
2:00.0y	Horace Ramey USA	Ann Arbor	25 Mar 05
2:00.0y	Harvey Cohn USA	Brooklyn	11 Nov 05
1:59.2y	Horace Ramey USA	Ann Arbor	10 Mar 06
1:58.4y	Horace Ramey USA	Ann Arbor	24 Mar 06
1:57.8y	Horace Ramey USA	Ann Arbor	9 Mar 07
1:57.0y	Richard Egan USA	New York	22 Jan 10
1:56.4y	Harry Lee USA	New York	21 Feb 12
1:54.8	Schuyler Enck USA	Brooklyn	16 Feb 24
1:54.0	Alan Helffrich USA	Washington	21 Feb 25
1:53.8y	Lloyd Hahn USA	Brooklyn	7 Jan 28
1:51.4y	Lloyd Hahn USA	New York	3 Mar 28
1:51.4y	John Borican USA	New York	21 Feb 42
1:50.0+	John Borican USA	Bronx	25 Mar 42
1:49.7+	Arnie Sowell USA	New York	9 Feb 57
1:49.9y	Peter Snell NZL	Tokyo	18 Mar 62
1:49.5	Jörg Lawrenz FRG	West Berlin	9 Mar 63
1:49.5+	Bill Crothers CAN	New York	30 Jan 64
1:49.8y	Peter Farrell USA	New York	11 Feb 65
1:47.4	Ted Nelson USA	West Berlin	7 Apr 65
1:46.6	Dieter Fromm GDR	Beograd	8 Mar 69
1:46.37	Carlo Grippio ITA	Milano	24 Feb 77
1:46.0	Sebastian Coe GBR	Cosford	11 Feb 81
1:44.91	Sebastian Coe GBR	Cosford	12 Mar 83
1:44.84	Paul Ereng KEN	Budapest	4 Mar 89
1:43.96	Wilson Kipketer DEN	Paris	7 Mar 97
1:42.67	Wilson Kipketer DEN	Paris	9 Mar 97

Oversized track

1:49.2+	John Borican USA	Hanover, NH	15 Mar 39
1:47.0+	John Woodruff USA	Hanover, NH	14 Mar 40

Relay legs

1:54.6y	Eli Parsons USA	Buffalo	19 Mar 04
1:54.0y	Jack Tait CAN	Buffalo	29 Mar 12
1:48.7y	Noel Carroll IRL	Boston	1 Feb 64

Unconfirmed

2:01.4y	Ernest Hjerberg USA		(in 1892 - 1895)
2:00.2y	Gabriel Hollander USA	New York	5 Mar 98

Professional

1:59.0y	Peter Priddy USA	Pittsburgh	19 Nov 87
---------	------------------	------------	-----------

1000 Metres

2:39.0	Hanns Braun GER	Berlin	7 Feb 09
2:35.9	Carl Ernst GER	Berlin	30 Jan 11
2:32.8	Erich Lehmann GER	Berlin	18 Feb 13
2:29.6	Joie Ray USA	New York	24 Feb 25
2:26.4	Lloyd Hahn USA	New York	26 Mar 27
2:24.3	John Borican USA	New York	28 Feb 42
2:23.0	Edmund Brenner FRG	Dortmund	5 Feb 56
2:21.6	Michel Jazy FRA	Stuttgart	24 Feb 62
2:21.2	Pierre Toussaint FRA	Lyon	11 Feb 67
2:21.0	Tom Von Ruden USA	New York	20 Feb 70
2:20.9	John Davies GBR	Cosford	12 Dec 70
2:20.4	Tom Von Ruden USA	New York	19 Feb 71
2:19.1	Paul-Heinz Wellmann FRG	Dortmund	18 Jan 76
2:18.58	Sebastian Coe GBR	Oslo	19 Mar 83
2:18.00	Igor Lotarev URS	Moskva	14 Feb 87
2:16.4	Rob Druppers NED	Den Haag	20 Feb 88
2:15.26	Noureddine Morceli ALG	Birmingham	22 Feb 92
2:15.25	Wilson Kipketer DEN	Stuttgart	6 Feb 00
2:14.96	Wilson Kipketer DEN	Birmingham	20 Feb 00

Professional

2:19.7	Chris Fisher AUS	San Diego	19 May 73
--------	------------------	-----------	-----------

Oversized track

2:20.0	Henryk Szordykowski POL	Warszawa	17 Feb 74
2:19.9	Gerhard Stolle GDR	Berlin, GDR	7 Jan 76

Oversized track and demonstration

2:21.4	Michel Jazy FRA	Paris	9 Nov 65
2:21.0	Michel Jazy FRA	Paris	16 Nov 65

1500 Metres

4:01.6	William Gordon USA	New York	10 Mar 14
3:57.0	Joie Ray USA	New York	30 Mar 20
3:56.2+	Paavo Nurmi FIN	New York	6 Jan 25
3:55.8	Lloyd Hahn USA	Washington	21 Feb 25
3:53.4	Gene Venzke USA	New York	27 Feb 32
3:52.2	Glenn Cunningham USA	New York	24 Feb 34
3:52.2e	Bill Bonthron USA	New York	24 Feb 34
3:50.5	Glenn Cunningham USA	New York	23 Feb 35
3:49.9	Gene Venzke USA	New York	22 Feb 36
3:48.4	Glenn Cunningham USA	New York	26 Feb 38
3:48.3+	Wes Santee USA	New York	5 Feb 55
3:44.6	Siegfried Herrmann GDR	Berlin, GDR	28 Feb 60
3:43.2+	Jim Beatty USA	Los Angeles	10 Feb 62
3:42.2	Jürgen May GDR	Berlin, GDR	14 Feb 65
3:42.0+	Siegfried Herrmann GDR	Berlin, GDR	21 Feb 65
3:41.9+	Jürgen May GDR	Berlin, GDR	20 Feb 66
3:41.7	Jürgen May GDR	Berlin, GDR	27 Feb 66
3:40.7	Michel Jazy FRA	Lyon	27 Feb 66
3:37.8	Harald Norpoth FRG	West Berlin	13 Feb 71
3:37.4	John Walker NZL	Long Beach	6 Jan 79
3:35.6+	Eamonn Coghlan IRL	San Diego	20 Feb 81
3:36.04	José Luis González ESP	Oviedo	1 Mar 86
3:35.4+	Marcus O'Sullivan IRL	East Rutherford	13 Feb 88
3:35.64	Marcus O'Sullivan IRL	East Rutherford	10 Feb 89
3:34.20	Peter Elliott GBR	Sevilla	27 Feb 90
3:34.16	Noureddine Morceli ALG	Sevilla	28 Feb 91
3:31.18	Hicham El Guerrouj MAR	Stuttgart	2 Feb 97

MARK	NAME & COUNTRY	VENUE	DATE	MARK	NAME & COUNTRY	VENUE	DATE
<i>Unofficial</i>				8:31.4	Joie Ray USA	Brooklyn	18 Feb 22
3:41.6+	Tom O'Hara USA	Chicago	6 Mar 64	8:31.2	Joie Ray USA	Brooklyn	10 Feb 23
<i>Oversized track</i>				8:26.8+	Paavo Nurmi FIN	New York	15 Jan 25
3:42.6	Michel Jazy FRA	Paris	5 Feb 65	8:26.4+	Paavo Nurmi FIN	New York	12 Mar 25
One Mile				8:22.4+	Edvin Wide SWE	Philadelphia	19 Mar 27
4:39.2	Lawrence Myers USA	New York	25 Apr 85	8:17.7	Horace Ashenfelter USA	New York	6 Feb 54
4:39.2	Ernest Hjertberg USA	New York	10 May 89	8:16.4	Klaus Richtzenhain GDR	Dortmund	23 Feb 57
4:31.4	William Day USA	Brooklyn	5 Feb 90	8:09.4	Friedrich Janke GDR	Berlin, GDR	16 Mar 58
4:28.4	Ernest Hjertberg USA	Boston	13 Feb 92	7:58.7	Siegfried Herrmann GDR	Berlin, GDR	22 Mar 59
4:26.0	Andrew Walsh USA	Brooklyn	30 Nov 95	7:58.6	Siegfried Herrmann GDR	Berlin, GDR	16 Feb 64
4:25.2	Melvin Sheppard USA	New York	26 Jan 06	7:53.2	Siegfried Herrmann GDR	Berlin, GDR	14 Feb 65
4:23.8	Melvin Sheppard USA	New York	30 Mar 06	7:49.0	Siegfried Herrmann GDR	Berlin, GDR	27 Feb 66
4:19.8	Harold Trube USA	New York	13 Feb 09	7:47.8	Bernd Dliessner GDR	Berlin, GDR	16 Feb 69
4:19.8	Oscar Hedlund USA	Troy	22 Feb 12	7:46.85	Ricky Wilde GBR	Wien	15 Mar 70
4:18.8	Oscar Hedlund USA	New York	12 Feb 13	7:45.2	Emiel Puttemans BEL	Leiden	10 Feb 73
4:18.2	Abel Kiviat USA	New York	15 Feb 13	7:39.2+	Emiel Puttemans BEL	West Berlin	18 Feb 73
4:17.0	Joie Ray USA	Chicago	26 Feb 16	7:37.31	Moses Kiptanui KEN	Sevilla	20 Feb 92
4:16.0	John Overton USA	Philadelphia	10 Mar 17	7:35.15	Moses Kiptanui KEN	Gent	12 Feb 95
4:14.6	Joie Ray USA	Chicago	10 Apr 19	7:30.72	Haile Gebrselassie ETH	Stuttgart	4 Feb 96
4:13.6	Paavo Nurmi FIN	New York	6 Jan 25	7:26.15	Haile Gebrselassie ETH	Karlsruhe	25 Jan 98
4:13.4	Lloyd Hahn USA	New York	14 Feb 25	7:24.90	Daniel Komen KEN	Budapest	6 Feb 98
4:12.0	Paavo Nurmi FIN	Buffalo	7 Mar 25	<i>No longer accepted by IAAF</i>			
4:12.0	Joie Ray USA	New York	17 Mar 25	7:36.66	Said Aouita MAR	Pireás	11 Mar 92
4:11.2	Gene Venzke USA	New York	6 Feb 32	<i>Oversized track</i>			
4:10.0	Gene Venzke USA	New York	17 Feb 32	7:57.2	Michel Jazy FRA	Paris	8 Feb 64
4:09.8	Glenn Cunningham USA	Chicago	25 Mar 33	<i>Unofficial</i>			
4:08.4	Glenn Cunningham USA	New York	17 Mar 34	8:14.8+	Horace Ashenfelter USA	New York	13 Feb 54
4:07.4	Glenn Cunningham USA	New York	12 Mar 38	<i>2940 metres</i>			
4:07.4	Charles Fenske USA	New York	3 Feb 40	8:04.0	Miklós Szabó HUN	Berlin	5 Nov 36
4:07.4	Charles Fenske USA	New York	17 Feb 40	5000 Metres			
4:07.4	Les MacMitchell USA	New York	15 Feb 41	15:05.8	George Bonhag USA	New York	25 Jan 12
4:07.4	Walter Mehl USA	New York	15 Feb 41	15:01.4	Ville Ritola FIN	Brooklyn	24 Feb 23
4:07.3	Gil Dodds USA	New York	11 Mar 44	14:54.6	Joie Ray USA	New York	7 Mar 23
4:06.4	Gil Dodds USA	Chicago	18 Mar 44	14:44.6	Paavo Nurmi FIN	New York	6 Jan 25
4:05.3	Gil Dodds USA	New York	31 Jan 48	14:39.4	Ville Ritola FIN	Brooklyn	24 Jan 25
4:04.9	Wes Santee USA	East Lansing	15 Feb 54	14:31.0	Ville Ritola FIN	New York	3 Feb 25
4:03.8	Wes Santee USA	Boston	29 Jan 55	14:23.2	Ville Ritola FIN	New York	24 Feb 25
4:03.6	Gunnar Nielsen DEN	New York	5 Feb 55	13:58.4	Alan Simpson GBR	Tampere	10 Apr 65
4:03.4	Ron Delany IRL	Chicago	14 Mar 58	13:45.2	Vyacheslav Alanov URS	Sverdlovsk	9 Mar 69
4:02.5	Ron Delany IRL	New York	21 Feb 59	13:34.2	Miruts Yifter ETH	Louisville	9 Feb 74
4:01.4	Ron Delany IRL	New York	7 Mar 59	13:30.8	Emiel Puttemans BEL	Vittel	24 Feb 74
3:58.9	Jim Beatty USA	Los Angeles	10 Feb 62	13:24.6	Emiel Puttemans BEL	Paris	17 Mar 74
3:58.6	Jim Beatty USA	New York	15 Feb 63	13:20.8	Emiel Puttemans BEL	Paris	10 Jan 76
3:56.6	Tom O'Hara USA	New York	13 Feb 64	13:20.4	Suleiman Nyambui TAN	New York	6 Feb 81
3:56.4	Tom O'Hara USA	Chicago	6 Mar 64	13:10.98	Haile Gebrselassie ETH	Sindelfingen	27 Jan 96
3:56.4	Jim Ryan USA	San Diego	19 Feb 71	12:59.04	Haile Gebrselassie ETH	Stockholm	20 Feb 97
3:55.0	Tony Waldrop USA	San Diego	17 Feb 74	12:51.48	Daniel Komen KEN	Stockholm	19 Feb 98
3:54.93	Dick Buerkle USA	College Park	13 Jan 78	12:50.38	Haile Gebrselassie ETH	Birmingham	14 Feb 99
3:52.6	Eamonn Coghlan IRL	San Diego	16 Feb 79	12:49.60	Kenenisa Bekele ETH	Birmingham	20 Feb 04
3:50.6	Eamonn Coghlan IRL	San Diego	20 Feb 81	<i>Oversized track</i>			
3:49.78	Eamonn Coghlan IRL	East Rutherford	27 Feb 83	14:07.0	Rashid Sharafetdinov URS	Leningrad	27 Mar 65
3:48.45	Hicham El Guerrouj MAR	Gent	12 Feb 97	14:05.4	Kestutis Orentas URS	Leningrad	28 Mar 65
<i>Oversized track</i>				13:49.8	Anatoliy Makarov URS	Leningrad	2 Mar 66
4:04.4	Glenn Cunningham USA	Hanover, NH	3 Mar 38	13:13.3	Hansjörg Kunze GDR	Senftenberg	20 Feb 83
<i>Relay leg</i>				50 Metres Hurdles (hand timing)			
4:22.8	Melvin Sheppard USA	New York	3 Feb 06	<i>y denotes 57 yards/52.12m</i>			
<i>1745 yards</i>				6.9	Stefan Nowosielski POL	Przemysł	5 Feb 33
4:27.6	Ernest Hjertberg USA	Brooklyn	10 Feb 90	6.8	Alberto Triulzi ARG	Buenos Aires	12 Aug 46
<i>Professional mark</i>				6.8	Berthold Steines FRG	Kiel	4 Feb 56
4:32.4	Lawrence Myers USA	New York	15 May 86	6.7y	Hayes Jones USA	Granville	22 Mar 58
3000 Metres				6.7	Klaus Nüske FRG	West Berlin	10 Mar 62
8:52.4	George Bonhag USA	New York	4 Mar 11	6.6	Klaus Nüske FRG	West Berlin	10 Mar 62
8:35.0	George Bonhag USA	Brooklyn	16 Dec 11	6.6	Willie Davenport USA	West Berlin	16 Jan 65

MARK	NAME & COUNTRY	VENUE	DATE	MARK	NAME & COUNTRY	VENUE	DATE
6.6	Milán Kotík TCH	Magdeburg	4 Dec 66	7.8	Marcel Duriez FRA	Paris	11 Feb 66
6.6	Anatoliy Mikhaylov URS	Leningrad	20 Feb 67	7.8	Viktor Balikhin URS	Brest	12 Feb 66
6.5	Valentin Chistyakov URS	Moskva	1 Mar 67	7.8	Eddy Ottoz ITA	Dortmund	27 Mar 66
6.4	Eddy Ottoz ITA	Praha	11 Mar 67	7.7	Eddy Ottoz ITA	Dortmund	27 Mar 66
6.4	Eddy Ottoz ITA	Praha	11 Mar 67	7.7	Eddy Ottoz ITA	Dortmund	27 Mar 66
6.4	Eddy Ottoz ITA	Praha	12 Mar 67	7.7	Valentin Chistyakov URS	Moskva	29 Jan 67
6.4	Milán Kotík TCH	Jablonec	22 Feb 68	7.7	Ervin Hall USA	West Berlin	17 Nov 68
6.4	Aleksandr Morozov URS	Donetsk	16 Feb 69	7.6	Ervin Hall USA	West Berlin	17 Nov 68
6.4	Leon Coleman USA	Moskva	15 Mar 69	7.6	Günter Nickel FRG	Mainz	31 Jan 70
6.4	Leon Coleman USA	Moskva	15 Mar 69	7.5	Günter Nickel FRG	Mainz	31 Jan 70
6.4	Leon Coleman USA	Hamburg	22 Mar 69	7.5	Thomas Hill USA	West Berlin	4 Dec 70
6.4	Günter Nickel FRG	Mainz	31 Jan 70	7.4	Tom White USA	Moskva	19 Feb 72
6.4	Günter Nickel FRG	Mainz	31 Jan 70	7.3	Thomas Hill USA	Moskva	2 Mar 74
6.4	Günter Nickel FRG	Leverkusen	26 Feb 70	7.3	Viktor Myasnikov URS	Minsk	26 Jan 80
6.2	Günter Nickel FRG	Leverkusen	26 Feb 70	7.3	Yuriy Chervanyev URS	Minsk	26 Jan 80
6.1	Greg Foster USA	Rosemont	16 Feb 86	7.3	Igor Kazanov URS	Minsk	18 Jan 86
				7.2	Igor Kazanov URS	Vilnius	28 Jan 89

50 Metres Hurdles (electric timing)

‡ *Unofficial automatic timing*

6.79‡	Hinrich John FRG	Madrid	10 Mar 68
6.79‡	Alan Pascoe GBR	Madrid	10 Mar 68
6.69‡	Eddy Ottoz ITA	Madrid	10 Mar 68
6.67‡	Eddy Ottoz ITA	Madrid	10 Mar 68
6.57‡	Eddy Ottoz ITA	Madrid	10 Mar 68
6.74	Günter Nickel FRG	West Berlin	13 Feb 71
6.69	Günter Nickel FRG	West Berlin	13 Feb 71
6.63	Günter Nickel FRG	Kiel	27 Feb 71
6.61	Guy Drut FRA	Grenoble	13 Feb 72
6.61	Mirosław Wodzyński POL	Grenoble	12 Mar 72
6.53	Guy Drut FRA	Grenoble	12 Mar 72
6.52	Guy Drut FRA	Grenoble	12 Mar 72
6.51	Guy Drut FRA	Grenoble	12 Mar 72
6.48	Frank Siebeck GDR	Berlin, GDR	3 Feb 74
6.46	Frank Siebeck GDR	Berlin, GDR	3 Feb 74
6.36	Renaldo Nehemiah USA	Edmonton	3 Feb 79
6.35	Greg Foster USA	Rosemont	27 Jan 85
6.25	Mark McKoy CAN	Kobe	5 Mar 86

60 Metres Hurdles (hand timing)

8.5	Richard Rau GER	Berlin	29 Jan 11
8.5	Heiner Trossbach GER	Berlin	30 Nov 24
8.3	Peter Schmidt GER	Nürnberg	15 Mar 25
8.2	Hans Steinhardt GER	Münster	15 Jan 28
8.1	Heiner Trossbach GER	Münster	27 Jan 29
8.0	Heiner Trossbach GER	Münster	27 Jan 29
8.0	Heiner Trossbach GER	Berlin	11 Jan 31
8.0	Stanko Lorgor YUG	Zagreb	22 Jan 56
8.0	Anatoliy Mikhaylov URS	Leningrad	10 Mar 57
8.0	Boris Stolyarov URS	Leningrad	10 Mar 57
8.0	Stanko Lorgor YUG	Zagreb	9 Mar 58
8.0	Klaus Nüske FRG	Stuttgart	11 Mar 61
8.0	Eicke Brocke FRG	Stuttgart	11 Mar 61
8.0	Marcel Duriez FRA	Paris	17 Feb 62
7.9	Marcel Duriez FRA	Paris	17 Feb 62
7.9	Marcel Duriez FRA	Stuttgart	24 Feb 62
7.9	Marcel Duriez FRA	Stuttgart	24 Feb 62
7.9	Klaus Nüske FRG	Stuttgart	24 Feb 62
7.9	Klaus Nüske FRG	West Berlin	9 Mar 63
7.9	Klaus Nüske FRG	West Berlin	9 Mar 63
7.9	Klaus Nüske FRG	West Berlin	9 Mar 63
7.9	Kajlju Jurkatamm URS	Tallinn	17 Mar 63
7.9	Laurence Taitt GBR	Stuttgart	22 Mar 63
7.8	Klaus Nüske FRG	Stuttgart	23 Mar 63
7.8	Laurence Taitt GBR	Stuttgart	23 Mar 63
7.8	Bernard Fournet FRA	Stuttgart	14 Feb 64
7.8	Marcel Duriez FRA	Stuttgart	14 Feb 64
7.8	Bo Forssander SWE	Stockholm	18 Mar 65
7.8	Kjellfred Weum NOR	Stockholm	18 Mar 65

60 Metres Hurdles (electric timing)

8.1a	Werner Trzmiel FRG	Wien	15 Mar 70
8.1a	Lorand Milassin HUN	Wien	15 Mar 70
7.9a	Guy Drut FRA	Wien	15 Mar 70
7.9a	Frank Siebeck GDR	Wien	15 Mar 70
7.9a	Aleksandr Demus URS	Wien	15 Mar 70
7.8a	Günter Nickel FRG	Wien	15 Mar 70
7.8a	Raimund Bethge GDR	Wien	15 Mar 70
7.8a	Aleksandr Demus URS	Wien	15 Mar 70
7.8a	Frank Siebeck GDR	Wien	15 Mar 70
7.8a	Günter Nickel FRG	Wien	15 Mar 70
7.8a	Frank Siebeck GDR	Wien	15 Mar 70
7.8a	Guy Drut FRA	Wien	15 Mar 70
7.8a	Eckart Berkes FRG	Sofiya	14 Mar 71
8.00	Manfred Schumann FRG	Stuttgart	26 Feb 72
7.94	Werner Eikmeier FRG	Stuttgart	26 Feb 72
7.84	Manfred Schumann FRG	Stuttgart	26 Feb 72
7.80	Frank Siebeck GDR	Senftenberg	24 Feb 73
7.69	Frank Siebeck GDR	Rotterdam	11 Mar 73
7.66	Anatoliy Moshiasvili URS	Göteborg	10 Mar 74
7.66	Frank Siebeck GDR	Katowice	9 Mar 75
7.62	Thomas Munkelt GDR	San Sebastián	13 Mar 77
7.62	Renaldo Nehemiah USA	Montréal	11 Feb 79
7.59	Thomas Munkelt GDR	Wien	25 Feb 79
7.54	Yuriy Chervanyev URS	Sindelfingen	2 Mar 80
7.48	Thomas Munkelt GDR	Budapest	6 Mar 83
7.47	Mark McKoy CAN	Tokyo	7 Mar 86
7.36	Greg Foster USA	Los Angeles	16 Jan 87
7.36	Colin Jackson GBR	Glasgow (KH)	12 Feb 94
7.30	Colin Jackson GBR	Sindelfingen	6 Mar 94

Doubtful timing

7.54	Andrey Prokofyev URS	Vilnius	3 Feb 79
------	----------------------	---------	----------

Photo-cell time

7.68	Guy Drut FRA	Vittel	18 Feb 73
------	--------------	--------	-----------

High Jump

≠ *Cinder take-off*

1.48	Lambert GBR	London	5 Dec 63
1.575	F. Stone USA	New York	11 Nov 68
1.575	A. Weldon GBR	London	7 Dec 76
1.60	H. Harris GBR	London	7 Dec 76
1.60	P. Hyman GBR	London	5 Dec 77
1.625	F. G. Nott Bower GBR	London	5 Dec 77
1.65	P. Hyman GBR	London	5 Dec 77
1.65	H. Harris GBR	London	10 Dec 79
1.675	Charles Poland GBR	London	10 Dec 79
1.675	W. O. Edmunds USA	Boston	18 Mar 80
1.675	E. J. Wade GBR	London	8 Dec 80
1.70	Charles Poland GBR	London	8 Dec 80

MARK	NAME & COUNTRY	VENUE	DATE	MARK	NAME & COUNTRY	VENUE	DATE
1.72	A. C. Denniston USA	Boston	26 Mar 81	2.40	Carlo Thränhardt FRG	Simmerath	16 Jan 87
1.725	E. W. Cattle GBR	London	7 Dec 81	2.41	Patrik Sjöberg SWE	Pireás	1 Feb 87
1.725	E. J. Wade GBR	London	7 Dec 81	2.42	Carlo Thränhardt FRG	Berlin (Schöneberg)	26 Feb 88
1.725	Charles Poland GBR	London	7 Dec 81	2.43	Javier Sotomayor CUB	Budapest	4 Mar 89
1.75	Charles Poland GBR	London	7 Dec 81	<i>Demonstration</i>			
1.765	N. W. McDermott USA	Baltimore	17 Jan 84	1.98	Harold Osborn USA	Urbana	11 Jan 24 I
1.81	William Byrd-Page USA	Philadelphia	16 Apr 87	2.055	Walter Marty USA	New York	24 Feb 34
1.83	William Byrd-Page USA	Baltimore	16 Dec 87	2.08	Les Steers USA	Eugene	14 Feb 41
1.83	William Byrd-Page USA	Philadelphia	23 Jan 88	2.145	Les Steers USA	Eugene	27 Feb 41
1.85	George Fearing USA	Boston	14 Feb 91	2.35	Dietmar Mögenburg FRG	Herne	4 Sep 80
1.885	George Fearing USA	Boston	14 Feb 91	<i>Professional</i>			
1.89	Mike Sweeney USA	Boston	11 Feb 93	1.50	H. Lee GBR	Islington	15 Dec 65
1.905	Mike Sweeney USA	Philadelphia	17 Feb 93	1.525	Robert Musgrave GBR	Islington	15 Dec 65
1.905	Mike Sweeney USA	Lancaster, PA	22 Feb 93	1.675	W. Barber GBR	London	1 Dec 69
1.91	Mike Sweeney USA	Boston	10 Feb 94	2.255A	John Radetich USA	Pocatello	3 Mar 73
1.915	Mike Sweeney USA	Worcester, MS	13 Feb 95	Pole Vault			
1.915	Mike Sweeney USA	Brooklyn	30 Nov 95	3.28	Hugh Baxter USA	Philadelphia	11 Dec 86 I
1.915	Irving Baxter USA	Washington	11 Mar 99	3.35	Hugh Baxter USA	New York	8 Feb 89
1.94	Sam Jones USA	Washington	20 Feb 04	3.395	Roy Heater USA	Eugene	17 Feb 01 I
1.94	Sam Lawrence USA	Boston	9 Feb 12	3.395	Jerome Magee USA	Milwaukee	1 Mar 02
1.95A	Clint Larson USA	Salt Lake City	25 Mar 21	3.43	Walter Fishleigh USA	Ann Arbor	11 Mar 05 I
1.95	John Murphy USA	New York	1 Feb 22	3.43	Edward Glover USA	Ann Arbor	11 Mar 05 I
1.955	LeRoy Brown USA	Boston	25 Feb 22	3.44	LeRoy Samse USA	Milwaukee	11 Mar 05
1.955	LeRoy Brown USA	New York	11 Mar 22	3.53	Walter Dray USA	New York	26 Jan 06 I
1.96	LeRoy Brown USA	New York	31 Jan 23	3.53	Sidney Grear USA	Chicago	13 Mar 07 I
1.96	Dick Landon USA	New York	31 Jan 23	3.55	Harold Iddings USA	Chicago	4 Apr 08 I
1.98	Harold Osborn USA	Chicago	19 Mar 24	3.57	Clair Jacobs USA	Chicago	30 Jan 09 I
1.988	Harold Osborn USA	New York	27 Jan 25	3.60	Clair Jacobs USA	Chicago	23 Feb 09 I
1.991	Harold Osborn USA	Kansas City	7 Feb 25	3.73	Clair Jacobs USA	Chicago	23 Feb 09
2.00	Harold Osborn USA	Chicago	20 Mar 25	3.79	Walter Dray USA	Chicago	6 Apr 12
2.00	Bert Nelson USA	South Bend	1 Feb 30	3.81	John Gold USA	Madison	22 Feb 13 I
2.005	George Spitz USA	New York	7 Feb 31	3.815	Marc Wright USA	Dartmouth	22 Mar 13 I
2.02	George Spitz USA	New York	6 Feb 32	3.86	John Gold USA	Evanston	29 Mar 13
2.045	George Spitz USA	Boston	13 Feb 32	3.87	Florin Floyd USA	Kansas City	26 Feb 16
2.05	Walter Marty USA	New York	17 Feb 34	3.92	Edward Knourek USA	Evanston	8 Apr 16
2.05	Gil Cruter USA	Fort Collins	22 Feb 36	3.92	Percy Graham USA	Evanston	8 Apr 16
2.055	Ed Burke USA	New York	22 Feb 36	3.93	Edwin Myers USA	Evanston	30 Mar 23
2.055	Cornelius Johnson USA	New York	22 Feb 36	3.93	Edward Knourek USA	Evanston	30 Mar 23
2.06	Ed Burke USA	New York	27 Feb 37	3.98	Dean Brownell USA	Evanston	15 Mar 24
2.075#	Mel Walker USA	Indianapolis	20 Mar 37	3.985	Charles Hoff NOR	New York	4 Feb 26
2.08	Ken Wiesner USA	Milwaukee	14 Mar 53	4.00	Charles Hoff NOR	Boston	6 Feb 26
2.10	Ken Wiesner USA	Chicago	28 Mar 53	4.04	Charles Hoff NOR	Brooklyn	13 Feb 26
2.11	John Thomas USA	Hanover, NH	10 Jan 59	4.06	Charles Hoff NOR	Brooklyn	17 Feb 26
2.125	John Thomas USA	Boston	17 Jan 59	4.075	Charles Hoff NOR	New York	23 Feb 26
2.13	John Thomas USA	New York	31 Jan 59	4.09	Charles Hoff NOR	Baltimore	27 Feb 26
2.13	John Thomas USA	New York	14 Feb 59	4.13	Charles Hoff NOR	Chicago	6 Mar 26
2.13	John Thomas USA	New York	21 Feb 59	4.14	Charles Hoff NOR	New York	16 Mar 26
2.165	John Thomas USA	New York	21 Feb 59	4.15	Charles Hoff NOR	New York	20 Mar 26
2.17	John Thomas USA	New York	30 Jan 60	4.165	Charles Hoff NOR	St. Louis	27 Mar 26
2.17	John Thomas USA	Boston	6 Feb 60	4.17	Charles Hoff NOR	Chicago	9 Apr 26
2.18	John Thomas USA	New York	20 Feb 60	4.195	Sabin Carr USA	New York	14 Feb 27
2.195	John Thomas USA	Chicago	11 Mar 60	4.22	Sabin Carr USA	New York	25 Feb 28 I
2.21#	Valeriy Brumel URS	Leningrad	28 Jan 61	4.29	Sabin Carr USA	New York	25 Feb 28
2.25#	Valeriy Brumel URS	Leningrad	28 Jan 61	4.31	Keith Brown USA	New York	15 Mar 33
2.26A	Dwight Stones USA	Pocatello	17 Jan 75	4.37	Keith Brown USA	New York	17 Feb 34
2.265	Dwight Stones USA	Los Angeles	18 Jan 75	4.39	George Varoff USA	Boston	13 Feb 37
2.265	Dwight Stones USA	Inglewood	7 Feb 75	4.42	Cornelius Warmerdam USA	Boston	11 Feb 39
2.27	Dwight Stones USA	Oklahoma City	15 Feb 75	4.425	Earl Meadows USA	Chicago	25 Mar 39
2.28	Dwight Stones USA	New York	21 Feb 76	4.44	Earl Meadows USA	Boston	8 Feb 41
2.29	Dwight Stones USA	New York	20 Feb 76	4.45	Earl Meadows USA	New York	8 Mar 41
2.30	Dwight Stones USA	San Diego	21 Feb 76	4.485	Cornelius Warmerdam USA	New York	7 Feb 42
2.31	Greg Joy CAN	College Park	13 Jan 78	4.58	Cornelius Warmerdam USA	New York	7 Feb 42
2.32	Franklin Jacobs USA	New York	27 Jan 78	4.62	Cornelius Warmerdam USA	Boston	14 Feb 42
2.33	Volodymyr Yashchenko URS	Milano	12 Mar 78	4.755	Cornelius Warmerdam USA	Boston	14 Feb 42
2.35	Volodymyr Yashchenko URS	Milano	12 Mar 78	4.79	Cornelius Warmerdam USA	Chicago	20 Mar 43
2.36	Igor Paklin URS	Milano	1 Feb 84	4.81	Don Bragg USA	Philadelphia	13 Feb 59
2.37	Carlo Thränhardt FRG	Berlin (Schöneberg)	24 Feb 84	4.83	John Uelses USA	Washington	27 Jan 62
2.38	Patrik Sjöberg SWE	Berlin (Schöneberg)	22 Feb 85				
2.39	Dietmar Mögenburg FRG	Köln	24 Feb 85				

MARK	NAME & COUNTRY	VENUE	DATE	MARK	NAME & COUNTRY	VENUE	DATE
4.88	John Uelses USA	New York	2 Feb 62	6.13	Sergey Bubka EUN	Berlin	21 Feb 92
4.89	John Uelses USA	Boston	3 Feb 62	6.14	Sergey Bubka UKR	Liévin	13 Feb 93
4.91	Don Meyers USA	Chicago	20 Dec 62	6.15	Sergey Bubka UKR	Donetsk	21 Feb 93
4.92	Pentti Nikula FIN	Pajulahti	19 Jan 63	6.16	Renaud Lavillenie FRA	Donetsk	15 Feb 14
4.93	Dave Turk USA	Toronto	25 Jan 63				
4.96	Yang Chuan-Kwang TPE	Portland	26 Jan 63	<i>Jump off</i>			
5.00	Pentti Nikula FIN	Pajulahti	2 Feb 63	3.44	Ralph Norris USA	Chicago	4 Mar 05
5.05	Pentti Nikula FIN	Pajulahti	2 Feb 63				
5.10	Pentti Nikula FIN	Pajulahti	2 Feb 63	<i>Unconfirmed</i>			
5.12	John Pennel USA	Los Angeles	22 Jan 66	3.48	Leroy Samse USA	Bloomington	4 Feb 05
5.13	John Pennel USA	Los Angeles	12 Feb 66	<i>Unsanctioned meeting</i>			
5.19A	Bob Seagren USA	Albuquerque	5 Mar 66	5.32	Hervé D'Encausse FRA	Paris	30 Mar 1967
5.20	Bob Seagren USA	Cleveland	18 Mar 66				
5.20	Bob Seagren USA	Saskatoon	29 Dec 66	<i>Demonstration</i>			
5.23A	Bob Seagren USA	Albuquerque	28 Jan 67	3.48	Jerome Magee USA	Chicago	20 Mar 02
5.26	Bob Seagren USA	Cleveland	18 Feb 67	3.66	Clair Jacobs USA	Chicago	12 Feb 09
5.29	Bob Seagren USA	New York	25 Jan 68	3.865	Florin Floyd USA	Columbia	19 Feb 16
5.33A	Bob Seagren USA	Albuquerque	25 Jan 69	4.01	Charles Hoff NOR	Brooklyn	11 Feb 26
5.33	Bob Seagren USA	Ingleswood	8 Feb 69	5.28	Bob Seagren USA	Mobile	22 Dec 66
5.34	Kjell Isaksson SWE	Göteborg	8 Mar 70	5.86	Larry Jessee USA	Newcastle, AUS	16 Oct 85
5.36	Jan Johnson USA	Des Moines	20 Jun 70				
5.38	Kjell Isaksson SWE	Ingleswood	12 Feb 71	<i>Professional & doubtful</i>			
5.40	Wolfgang Nordwig GDR	Sofiya	14 Mar 71	3.43	Robert Musgrave GBR	Islington	16 Mar 1864
5.41	Kjell Isaksson SWE	Cleveland	19 Mar 71	3.50	Robert Musgrave GBR	Islington	26 Mar 1869
5.45	Kjell Isaksson SWE	New York	25 Feb 72				
5.46	Steve Smith USA	Los Angeles	20 Jan 73	<i>Professional</i>			
5.49	Steve Smith USA	New York	26 Jan 73	3.35	John Allison GBR	Islington	19 Apr 67
5.51	Dan Ripley USA	Los Angeles	18 Jan 75	3.35	Robert Musgrave GBR	Islington	19 Apr 67
5.52	Dan Ripley USA	College Park	9 Jan 76	5.51A	Steve Smith USA	Salt Lake City	22 Feb 74
5.54	Dan Ripley USA	Ingleswood	6 Feb 76	5.53A	Steve Smith USA	Pocatello	23 Feb 74
5.56	Tadeusz Ślusarski POL	Warszawa	8 Feb 76	5.55	Steve Smith USA	Montréal	17 Jan 75
5.57	Władisław Kozakiewicz POL	Toronto	13 Feb 76	5.59	Steve Smith USA	Portland	11 Jan 75
5.58	Dan Ripley USA	New York	20 Feb 76	5.61	Steve Smith USA	New York	28 May 75
5.59	Mike Tully USA	Long Beach	7 Jan 78				
5.62	Mike Tully USA	Detroit	11 Mar 78	Long Jump			
5.63	Dan Ripley USA	Fort Worth	3 Mar 79	5.04	Lambert GBR	London	5 Dec 63
5.64	Konstantin Volkov URS	Moskva	9 Feb 80	5.18	John Goldie USA	New York	11 Nov 68
5.70	Konstantin Volkov URS	Moskva	6 Jul 80	5.33	H. Harris GBR	London	7 Dec 76
5.70	Thierry Vigneron FRA	Lyon	18 Jan 81	5.61	H. L. Willoughby USA	New York	1 Mar 77
5.70	Thierry Vigneron FRA	Grenoble	22 Feb 81	5.81	A. Brown GBR	London	7 Dec 81
5.71	Billy Olson USA	Toronto	29 Jan 82	6.185	Hugh H. Baxter USA	Newark	30 Jan 89
5.72	Billy Olson USA	Louisville	6 Feb 82	6.30	E. Barnes USA	New York	14 Mar 91
5.73	Billy Olson USA	San Diego	19 Feb 82	6.40	Fred Powers USA	Notre Dame	11 Mar 99
5.74	Billy Olson USA	Kansas City	27 Feb 82	6.57	Fred Powers USA	Notre Dame	11 Mar 99
5.75	Billy Olson USA	Ottawa	14 Jan 83	6.58	Zelmer Pettit USA	Notre Dame	10 Mar 00
5.76	Billy Olson USA	Los Angeles	21 Jan 83	6.60	Hopkins USA	Notre Dame	9 Mar 01
5.80	Billy Olson USA	Toronto	4 Feb 83	6.65	C. M. Thompson USA	Notre Dame	9 Mar 01
5.81	Sergey Bubka URS	Vilnius	15 Jan 84	6.65	Daniel Kelly USA	Portland (round 1)	15 Apr 05
5.82	Sergey Bubka URS	Milano	1 Feb 84	6.74	Daniel Kelly USA	Portland (round 2)	15 Apr 05
5.83	Sergey Bubka URS	Ingleswood	10 Feb 84	6.83	Daniel Kelly USA	Portland	21 Apr 06
5.85	Thierry Vigneron FRA	Göteborg	4 Mar 84	7.08	John O'Connell USA	New York	12 Mar 07
5.86	Billy Olson USA	Saskatoon	28 Dec 85	7.11	Aleksandr Klumberg EST	Tartu	19 Dec 22
5.87	Sergey Bubka URS	Osaka	15 Jan 86	7.30	DeHart Hubbard USA	Urbana	3 Mar 23
5.88	Billy Olson USA	Los Angeles	17 Jan 86	7.49	DeHart Hubbard USA	Urbana	1 Mar 24
5.89A	Billy Olson USA	Albuquerque	25 Jan 86	7.50	DeHart Hubbard USA	New York	20 Mar 26
5.91	Joe Dial USA	Columbia	1 Feb 86	7.70	Jesse Owens USA	New York	24 Feb 34
5.92	Sergey Bubka URS	Moskva	8 Feb 86	7.71	Eulace Peacock USA	New York	23 Feb 35
5.93	Billy Olson USA	East Rutherford	8 Feb 86	7.82	Jesse Owens USA	New York	23 Feb 35
5.94	Sergey Bubka URS	Ingleswood	21 Feb 86	7.85	Jesse Owens USA	New York	23 Feb 35
5.95	Sergey Bubka URS	New York	28 Feb 86	7.86	Irvin Roberson USA	New York	20 Feb 60
5.96	Sergey Bubka URS	Osaka	15 Jan 87	7.87	Ralph Boston USA	Los Angeles	21 Jan 61
5.97	Sergey Bubka URS	Torino	17 Mar 87	7.91	Ralph Boston USA	New York	17 Feb 61
6.00	Rodion Gataullin URS	Leningrad	22 Jan 89	7.97	Ralph Boston USA	New York	17 Feb 61
6.02	Rodion Gataullin URS	Gomel	4 Feb 89	8.08	Ralph Boston USA	New York	25 Feb 61
6.03	Sergey Bubka URS	Osaka	11 Feb 89	8.18	Igor Ter-Ovanesyan URS	New York	1 Feb 63
6.05	Sergey Bubka URS	Donetsk	17 Mar 90	8.19	Igor Ter-Ovanesyan URS	Leningrad	19 Mar 66
6.08	Sergey Bubka URS	Volgograd	9 Feb 91	8.23	Igor Ter-Ovanesyan URS	Dortmund	27 Mar 66
6.10	Sergey Bubka URS	San Sebastián	15 Mar 91	8.25	Bob Beamon USA	Kansas City	20 Jan 68
6.11	Sergey Bubka URS	Donetsk	19 Mar 91	8.30	Bob Beamon USA	Detroit	15 Mar 68
6.12	Sergey Bubka URS	Grenoble	23 Mar 91	8.38	Larry Myricks USA	Johnson City	11 Jan 80

MARK	NAME & COUNTRY	VENUE	DATE	MARK	NAME & COUNTRY	VENUE	DATE
8.38	Larry Myricks USA	San Diego	22 Feb 80	14.07	Richard Sheldon USA	New York	30 Jan 04
8.49	Carl Lewis USA	Fort Worth	20 Feb 81	14.13	Harry Le Moyne USA	Boston	13 Feb 04
8.56	Carl Lewis USA	East Rutherford	16 Jan 82	14.27	Harry Le Moyne USA	New York	8 Mar 04
8.79	Carl Lewis USA	New York	27 Jan 84	14.49	Ralph Rose USA	Ann Arbor	12 Mar 04
<i>Doubtful</i>				14.55	Ralph Rose USA	Boston	11 Feb 05
6.97	T. Rodgers USA	San Francisco	5 Jan 07	14.98	Wesley Coe USA	Medford	25 Feb 05
Triple Jump				15.29	Ralph Rose USA	San Francisco	23 Feb 12
* <i>Cinder runway</i>				15.41	John Kuck USA	Champaign	27 Feb 26
13.13	G. R. Robertson USA	New York	21 Nov 88	15.43	Herbert Schwarze USA	Chicago	6 Mar 26
13.41	Edward Bloss USA	Boston (qual)	12 Apr 90	15.47	Emil Hirschfeld GER	Frankfurt-am-Main	2 Mar 29
13.66	James Connolly USA	Boston (final)	12 Apr 90	15.56	Harlow Rotherth USA	Seattle	28 Mar 29
13.83	Eugene Goff USA	New York	23 Jan 92	15.56	Emil Hirschfeld GER	Frankfurt-am-Main	8 Mar 30
13.87	John O'Connell USA	New York	2 Feb 07	15.61	Herman Brix USA	New York	18 Mar 30
13.94	Floyd Rislely USA	New York	2 Feb 07	15.82	Leo Sexton USA	Boston	13 Feb 32
14.15	Platt Adams USA	New York	4 Oct 09	16.06	Leo Sexton USA	New York	17 Feb 32
14.63	Dan Ahearn GBI	New York	4 Oct 09	16.19	Jack Torrance USA	Charlotte	25 Feb 35
14.70	Dan Ahearn GBI	New York	31 Oct 10	16.25	Frank Ryan USA	New York	17 Feb 40
15.11	Dan Ahearn GBI	New York	4 Feb 11	16.36	Al Blozis USA	New York	17 Feb 40
15.28‡	Leonid Shcherbakov URS	Leningrad	19 Mar 51	16.98	Al Blozis USA	New York	24 Feb 40
15.52‡	Leonid Shcherbakov URS	Leningrad	16 Mar 53	17.08	Al Blozis USA	Minneapolis	21 Jun 40
15.62‡	Dmitriy Yefremov URS	Leningrad	4 Feb 58	17.22	Al Blozis USA	New York	1 Mar 41
15.66‡	Yevgeniy Chen URS	Leningrad	8 Mar 58	17.23	Charles Fonville USA	East Lansing	7 Feb 48
15.80‡	Oleg Fedoseyev URS	Leningrad	3 Feb 59	17.34	Charles Fonville USA	Ann Arbor	21 Feb 48
15.83‡	Oleg Fedoseyev URS	Moskva	22 Mar 59	17.54	Jim Fuchs USA	Boston	4 Feb 50
15.98‡	Oleg Fedoseyev URS	Moskva	22 Mar 59	17.57	Jim Fuchs USA	New York	11 Feb 50
16.15‡	Oleg Fedoseyev URS	Leningrad	4 Feb 62	17.77	Jim Fuchs USA	New York	10 Feb 51
16.30‡	Oleg Fedoseyev URS	Leningrad	23 Mar 62	18.08	Parry O'Brien USA	New York	20 Feb 54
16.37	Art Walker USA	Los Angeles	22 Jan 66	18.12	Parry O'Brien USA	New York	19 Feb 55
16.46A	Art Walker USA	Albuquerque	5 Mar 66	18.21	Parry O'Brien USA	New York	11 Feb 56
16.70A	Art Walker USA	Albuquerque	5 Mar 66	18.72	Parry O'Brien USA	New York	18 Feb 56
16.77	Michael Sauer FRG	Stuttgart	2 Mar 68	18.81	Parry O'Brien USA	Frankfurt-am-Main	8 Feb 58
16.86	Nikolay Dudkin URS	Moskva	27 Feb 69	18.93	Parry O'Brien USA	New York	21 Feb 59
16.95	Viktor San'yeyev URS	Wien	15 Mar 70	19.02	Parry O'Brien USA	Milwaukee	12 Mar 60
16.97	Viktor San'yeyev URS	Grenoble	11 Mar 72	19.24	Parry O'Brien USA	Los Angeles	21 Jan 61
17.03	Michal Joachimowski POL	Göteborg	9 Mar 74	19.46	Gary Gubner USA	New York	2 Feb 62
17.10	Viktor San'yeyev URS	Moskva	2 Feb 76	19.77	Gary Gubner USA	New York	16 Feb 62
17.16	Viktor San'yeyev URS	Moskva	2 Feb 76	19.80	Gary Gubner USA	New York	16 Feb 62
17.18	Gennadiy Valyukevich URS	Minsk	11 Feb 79	20.02	Randy Matson USA	Fort Worth	12 Feb 65
17.29	Gennadiy Valyukevich URS	Minsk	12 Feb 79	20.17	Randy Matson USA	Dallas	13 Feb 65
17.30	Shamil Abbyasov URS	Grenoble	21 Feb 81	20.29	Neal Steinhauer USA	San Francisco	7 Jan 67
17.31	Keith Connor GBR	Detroit	13 Mar 81	20.37	Neal Steinhauer USA	Portland	28 Jan 67
17.41	Willie Banks USA	San Diego	19 Feb 82	20.60	Neal Steinhauer USA	Portland	28 Jan 67
17.50	Charles Simpkins USA	Los Angeles	17 Jan 86	20.67	Neal Steinhauer USA	Portland	28 Jan 67
17.54	Maris Bružiks URS	Madrid	23 Feb 86	20.97	Randy Matson USA	Fort Worth	10 Feb 67
17.67	Oleg Protosenko URS	Osaka	15 Jan 87	21.08	Randy Matson USA	Fort Worth	10 Feb 67
17.76	Mike Conley USA	New York	27 Feb 87	21.15A	Al Feuerbach USA	Pocatello	5 Feb 72
17.77	Leonid Voloshin RUS	Grenoble	6 Feb 94	21.17	Al Feuerbach USA	Portland	27 Jan 73
17.83	Aliecer Urrutia CUB	Sindelfingen	1 Mar 97	21.27	George Woods USA	New York	23 Feb 73
17.83	Christian Olsson SWE	Budapest	7 Mar 04	21.30	George Woods USA	Portland	26 Jan 74
17.90	Teddy Tamgho FRA	Doha	14 Mar 10	21.45	George Woods USA	San Francisco	1 Feb 74
17.91	Teddy Tamgho FRA	Aubièrre	20 Feb 11	21.47	George Woods USA	Inglewood	8 Feb 74
17.92	Teddy Tamgho FRA	Paris (round 2)	6 Mar 11	21.56	George Woods USA	Inglewood	8 Feb 74
17.92	Teddy Tamgho FRA	Paris (round 4)	6 Mar 11	22.02	George Woods USA	Inglewood	8 Feb 74
				22.15	Ulf Timmermann GDR	Seiftenberg	16 Feb 85
				22.26	Werner Günthör SUI	Magglingen	8 Feb 87
				22.66	Randy Barnes USA	Los Angeles	20 Jan 89
Shot Put				<i>Extra trial</i>			
10.49	Henry Buermeyer USA	New York	11 Nov 68	16.24	Hans Wöllke GER	Dortmund	20 Mar 37
10.65	A. W. Adams USA	New York	3 Dec 77	17.61	Al Blozis USA	New York	14 Mar 42
11.00	Jas. G. Gleason USA	Boston	18 Mar 80	<i>Unknown irregularity</i>			
11.53	M. Cugnor USA	New Haven	Mar 81	16.07	Emil Hirschfeld GER	Frankfurt-am-Main	23 Jan 32
11.99	Charles Queckberner USA	New York	3 Apr 86	<i>Light implement</i>			
12.27	Charles Queckberner USA	New York	4 Dec 86	14.02	William Hickock USA	New Haven	22 Mar 95
12.79	Charles Queckberner USA	New York	9 Apr 87	16.11	Hans-Heinrich Sievert GER	Nürnberg	8 Apr 33
13.08	George Gray CAN	New York	19 Nov 87	17.39	Al Blozis USA	New York	28 Feb 42
13.14	Robert Garrett USA		97	<i>Demonstration</i>			
13.44	Richard Sheldon USA	Brooklyn	4 Feb 99	13.94	Richard Sheldon USA	New York	12 Feb 01
13.64	Richard Sheldon USA	Boston	18 Feb 99				
13.95	Harry Le Moyne USA	Boston	14 Mar 03				

MARK	NAME & COUNTRY	VENUE	DATE	MARK	TEAM	VENUE	DATE
13.77	George Gray CAN	Milwaukee	7 Mar 03				
14.86	Ralph Rose USA	Ann Arbor	26 Mar 04				
15.34	Ralph Rose USA	Chicago	15 Mar 05				
19.49	Gary Gubner USA	New York	2 Feb 62				
19.98	Randy Matson USA	Lubbock	30 Jan 65				

Sloping ground

13.92	Richard Sheldon USA	New York	13 Jan 99
21.52	Randy Matson USA	Dallas	11 Feb 67

Professional

10.80	Alexander Graham USA	New York	11 Nov 68
21.32	Brian Oldfield USA	San Francisco	1 Apr 73
21.57A	Brian Oldfield USA	Albuquerque	6 Apr 73
21.60A	Brian Oldfield USA	Salt Lake City	25 May 73
22.11	Brian Oldfield USA	San Francisco	4 Apr 75

Heptathlon

h = hand timing

@ during octathlon

1985 Tables	60m	LJ	SP	HJ	60mH	PV	1000m
5429h	Hans-Joachim Walde FRG	Mainz			7 Mar 70		
	6.7	6.77	14.94	1.92	/	8.1	4.10
	2:55.9						
5563h	Herbert Swoboda FRG	Mainz			6 Mar 71		
	6.7	7.24	13.67	1.84	/	8.1	4.50
	2:50.4						
5716h	Eberhard Stroot FRG	Mainz			4 Mar 72		
	6.6	7.58	13.50	1.96	/	8.0	4.30
	2:53.2						
5724h	Guido Kratschmer FRG	West Berlin			1 Feb 76		
	6.9	7.37	14.73	1.98	/	7.9	4.20
	2:45.8						
5860h	Guido Kratschmer FRG	West Berlin			29 Jan 78		
	6.9	7.48	15.63	1.91	/	7.9	4.50
	2:43.1						
5934	Viktor Gruzenkin URS	Ordzhonikidze			18 Feb 79		
	6.98	7.18	15.75	2.08	/	8.28	4.70
	2:52.3						
6013h	Aleksandr Nevskiy URS	Leningrad			2 Mar 80		
	6.7	7.47	14.58	2.14	/	8.2	4.70
	2:47.6						
6144	Aleksandr Nevskiy URS	Gomel			20 Feb 82		
	7.02	7.57	15.02	2.05	/	8.08	4.70
	2:38.11						
6163	Siegfried Wentz FRG	Dortmund			15 Feb 86		
	7.04	7.45	15.67	2.03	/	7.90	4.80
	2:41.67						
6241@	Christian Plaziat FRA	Vittel			12 Feb 89		
	6.78	7.64	14.73	2.10	/	7.91	4.80
	2:48.08						
6273	Christian Plaziat FRA	Nogent-sur-Oise			11 Feb 90		
	6.78	7.45	14.42	2.13	/	7.98	4.90
	2:42.74						
6289	Christian Plaziat FRA	Nogent-sur-Oise			2 Feb 92		
	6.98	7.61	14.27	2.13	/	7.91	4.90
	2:39.14						
6418	Christian Plaziat FRA	Genova			29 Feb 92		
	6.83	7.58	14.53	2.13	/	7.97	5.20
	2:40.17						
6476	Dan O'Brien USA	Toronto			14 Mar 93		
	6.67	7.84	16.02	2.13	/	7.85	5.20
	2:57.96						
6499	Ashton Eaton USA	Fayetteville			13 Mar 10		
	6.71	7.73	13.12	2.11	/	7.77	5.10
	2:32.67						
6568	Ashton Eaton USA	Tallinn			6 Feb 11		
	6.66	7.77	14.45	2.01	/	7.60	5.20
	2:34.74						
6645	Ashton Eaton USA	Istanbul			9 Mar 12		
	6.79	8.16	14.56	2.03	/	7.68	5.20
	2:32.77						

Oversized track

6179	Torsten Voss GDR	Senftenberg	7 Jan 84				
	6.84	7.32	15.40	2.03	/	8.04	4.90
	2:42.0						
6283	Torsten Voss GDR	Senftenberg	27 Jan 85				
	6.85	7.59	14.86	2.09	/	8.12	4.90
	2:38.5						

Octathlon

1985 Tables	60m	SP	HJ	400m	LJ	60mH	PV	1000m
7084	Christian Plaziat FRA	Vittel			12 Feb 89			
	6.78	14.73	2.10	49.38	7.64	7.91	4.80	2:48.08

World Indoor records are no longer accepted by the IAAF for this event: it was replaced with the Heptathlon by the IAAF Congress in September 1989

5000 Metres Walk

21:50.6	William Plant USA	New York	3 Feb 25
21:19.2	Zigurds Irbe URS	Tallinn	14 Feb 71
20:57.4	Zigurds Irbe URS	Riga	27 Feb 71
20:44.4	Viktor Vavilov URS	Moskva	2 Mar 74
20:30.0	Aivars Rumbenieks URS	Riga	29 Feb 76
20:21.8	Yevgeniy Yevsyukov URS	Leningrad	6 Mar 76
19:50.2	Leonid Vilgota URS	Donetsk	16 Jan 77
19:46.0	Anatoliy Solomin URS	Kiyev	9 Jan 78
19:44.8	Reima Salonen FIN	Turku	4 Feb 78
19:35.8	Reima Salonen FIN	Turku	25 Mar 78
19:32.6	Viktor Dorovskikh URS	Kaunas	8 Jan 80
19:32.6	Valdas Kazlauskas URS	Kaunas	8 Jan 80
19:06.8	Carlo Mattioli ITA	Milano	26 Jan 80
18:59.2	Carlo Mattioli ITA	Milano	19 Feb 80
18:54.6	Nikolay Matveyev URS	Minsk	22 Feb 82
18:44.97	Ronald Weigel GDR	Wien	1 Feb 87
18:27.79	Mikhail Shchennikov URS	Indianapolis	7 Mar 87
18:11.41	Ronald Weigel GDR	Wien	13 Feb 88
18:27.10	Mikhail Shchennikov URS	Budapest	5 Mar 89
18:23.88	Frants Kostyukevich URS	Volgograd	9 Feb 91
18:23.55	Mikhail Shchennikov URS	Sevilla	10 Mar 91
18:23.10	Grigoriy Kornev EUN	Moskva	2 Feb 92
18:15.25	Grigoriy Kornev EUN	Moskva	7 Feb 92
18:07.08	Mikhail Shchennikov RUS	Moskva	14 Feb 95

Unknown irregularity

18:15.91	Mikhail Shchennikov URS	Gomel	4 Feb 89
----------	-------------------------	-------	----------

Oversized track

20:59.6	Anatoliy Vedyakov URS	Leningrad	10 Feb 58
20:36.2	Anatoliy Vedyakov URS	Leningrad	23 Feb 59
20:30.0	Aleksandr Polozkov URS	Leningrad	4 Feb 60

4 x 200 Metres Relay

1:26.3	France	Stuttgart	24 Feb 62
	Paul Genevay, Guy Lagorce, Claude Piquemal, Jocelyn Delecour		
1:26.25	LAC Quelle Fürth FRG	München	26 Jan 67
	Christian Haas, Karl-Heinz Weisenfeld, Richard Luxenburger, Reinhold Schlierf		
1:25.45	Canada	Sherbrooke	7 Feb 82
	Tony Sharpe, Mark McKoy, Ben Johnson, Peter Harper		
1:23.97	Scarborough Optimists CAN	Sherbrooke	26 Feb 83
	Desai Williams, Mark McKoy, Ben Johnson, Tony Sharpe		
1:22.32	Italy	Torino	11 Feb 84
	Pierfrancesco Pavoni 20.8, Giovanni Bongiorno 20.6, Stefano Tilli 20.5, Carlo Simonato 20.4		
1:22.11	Great Britain & NI	Glasgow (KH)	3 Mar 91
	Linford Christie 20.6, Darren Braithwaite 20.7, Ade Mafe 20.7, John Regis 20.1		

4 x 400 Metres Relay

y denotes 4 x 440 yards

3:31.2y	Chicago First Regiment AA USA	Milwaukee	2 Mar 01
	Henry Slack, George Smith, Charles D. Smith, William T. Borden		
3:30.0y	23rd Regiment Athletic Association USA	Buffalo	30 Jan 05
	S. C. Northridge, H. J. Smedley, C. J. Bacon, H. V. Valentine		
3:29.0y	23rd Regiment Athletic Association USA	Brooklyn	11 Nov 05
	C. J. Bacon, H. A. Sedley jr, S. C. Northridge, H. V. Valentine		
3:27.4y	13th Regiment of Brooklyn USA	New York	27 Nov 05
	W. F. Groene, Lawson Robertson, J. M. Devere, Harry Hillman		
3:26.0y	13th Regiment of Brooklyn USA	New York	23 Mar 09
	Harry Hillman, Robertson, James Rosenberger, Holler		
3:25.2y	New York USA	New York	14 Mar 11
	L. B. Dorland, James Rosenberger, Mel Sheppard, Harry Gissing		
3:25.2y	New York AC USA	New York	17 Feb 12
	O. W. De Gruchy, J. W. Richmond, E. Frick, LeRoy Wood		

MARK	TEAM	VENUE	DATE	MARK	TEAM	VENUE	DATE
3:21.0y	All Buffalo USA Carl Brandt, J. W. Habberfield, Melvin Suttner, Walter Koppisch 49.8	Buffalo	17 Apr 20	3:14.4y	Grand Street Boys Club INT Herb McKenley JAM 48.2, Andy Stanfield USA 49.8, George Rhoden JAM 48.5, Mal Whitfield USA 47.9	Buffalo	21 Mar 53
3:20.6y	Harvard University USA Vincent Hennessy, Vernon Munroe 48.4, Francis Cummings, Eugene Record 49.6		1 Mar 30	<i>Unofficial competition</i>			
3:17.8y	Pennsylvania University USA Jack Edwards, Horace Steel, Jim Healey, Bill Carr	New York	7 Mar 31	3:17.0y	Seton Hall College USA Janiak, Cullen, Stafurik, Sovetts	Bronx	21 Mar 42
3:17.2y	Georgetown University USA Charles Fish, Charles Williams, Hugh James, Hugh Short 48.0	Bronx	25 Mar 42	<i>Oversized track</i>			
3:16.9y	New York Pioneer Club USA Frank Bowns 49.6, Richard Maiocco 49.4, Reggie Pearman 49.0, John Tucker 48.9	New York	9 Mar 57	3:17.8y	New York University USA Joe Healey, Sandler, Schleffar, Hoffman	Bronx	5 Mar 32
3:16.0y	Villanova University USA Maliff 50.5, Ed Collymore 48.8, Peterson 49.1, Charles Jenkins 47.6	Chicago	16 Mar 57	3:17.0y	Pennsylvania University USA Jack Edwards, Howard Jones, Bill Carr, Jim Healey	Bronx	4 Mar 33
3:15.7y	New York Pioneer Club USA Frank Bowns, Richard Maiocco, John Tucker, Reggie Pearman	New York	16 Mar 57	3:15.2y	Fordham University USA Ralph St, Pierre, George Leary, Frank Slater, Wes Wallace	Hanover, NH	15 Mar 39
3:13.0	OSV Hörde FRG Albert Radusch, Otto Klappert, Udo Waldheim, Manfred Kinder	Stuttgart	11 Mar 61	3:15.0y	New York University USA Stanley Braun, James McPoland, Harold Bogrow, Jim Herbert	Hanover, NH	14 Mar 40
3:13.8y	Oklahoma State Chales Strong, Jack Miller, Gary Krause, Bill Stone	Manhattan	24 Mar 62	3:09.6y	Rice University USA Bill Askey 48.7 Steve Straub 47.0, Dale Bernauer 47.7, Conley Brown 46.2	Houston	24 Jan 69
3:12.2y	Texas Southern University USA Lester Milburn 48.5, Artis Barrett 48.5, Charles White, 48.0, Ray Saddler 47.2	Louisville	16 Feb 63	3:08.4y	Texas A & M University USA Stan McDaniel 48.5, David Matina 46.9, Eddie Canada 47.2, Dave Morton 45.8	Houston	25 Jan 69
3:11.6	FRG Jürgen Jänisch, Willi Holdorf, Hannes Schmitt, Jens Ulbricht	Stuttgart	14 Feb 64	3:05.7y	Texas A & M University USA Harold McMahan, Marvin Mills, Willie Blackmon, Curtis Mills	Houston	14 Feb 70
3:11.1y	Texas Southern University USA Herb Stevens 48.0, Jim Hines 48.4, Clyde Duncan 48.0, Ray Saddler 46.7	Louisville	27 Feb 65	3:03.40A	Baylor University USA Damell Chase, Derwin Graham, Johnny Thomas, Willie Caldwell	Flagstaff	2 Mar 85
3:11.1y	Southern University USA Robert Johnson 48.9, Tony Gates 48.5, Everett Mason 47.6, Theron Lewis 46.1	Louisville	12 Feb 66	3:03.34A	University of Arkansas USA Bill DuPont, Charles Moss, Fred Cleary, Roddie Haley	Flagstaff	2 Mar 85
3:10.2y	Southern University USA Oliver Ford 48.1, Everett Mason 47.5, Robert Johnson 47.9, Tony Gates 46.7	Louisville	18 Feb 67	4 x 800 Metres Relay			
3:10.2	VfB Stuttgart FRG Dieter Hübner, Herbert Moser, Ulrich Strohhäcker, Helmar Müller	West Berlin	21 Feb 70	<i>y denotes 4 x 880 yards</i>			
3:05.9	USSR Yevgeniy Borisenko 47.5, Yuriy Zorin 46.5, Boris Savchuk 46.3, Aleksandr Bratchikov 45.6	Wien	14 Mar 70	8:09.8y	Yale University USA S. R. Burnap, D. N. Moffat, J. M. Cates, Eli Parsons	New York	8 Mar 04
3:05.21	United States Clarence Daniel 46.4, Chip Jenkins 46.1, Ken Lowery 46.2, Mark Rowe 46.5	Glasgow (KH)	10 Mar 89	7:59.0y	Yale University USA E. J. Clapp, J. M. Cates, S. R. Burnap, Eli Parsons 1:54.6	Buffalo	19 Mar 04
3:03.05	Germany Rico Lieder 46.53, Jens Carlowitz 45.15, Karsten Just 46.35, Thomas Schönlebe 45.02	Sevilla	10 Mar 91	7:58.4y	Yale University USA J. M. Cates, S. R. Burnap, C. D. Hill, Eli Parsons	Buffalo	25 Mar 05
3:02.83	United States Andre Morris 45.85, Dameon Johnson 46.18, Deon Minor 46.05, Milton Campbell 44.75	Maebashi	7 Mar 99	7:56.6y	Irish American Athletic Club USA Charles Bacon, Harvey Cohn, James Sullivan, Melvin Sheppard	Buffalo	24 Feb 06
3:01.96	United States All-Star Team Kerron Clement 46.10, Wallace Spearmon 45.94, Darold Williamson 45.18, Jeremy Wariner 44.74	Fayetteville	11 Feb 06	7:55.2y	University of Pennsylvania USA L. Brown, G. Meredith, J. Holden, E. McMullen	New York	11 Mar 22
3:02.13	United States Kyle Clemons 46.10, David Verburg 45.46, Kind Butler 45.43, Calvin Smith 45.14	Sopot	9 Mar 14	7:47.2y	Georgetown University USA Edward Brooks, James Holden, William Sullivan, George Marsters	Brooklyn	24 Jan 25
<i>Mixed nationalities and oversized track</i>				7:44.0y	Georgetown University USA Edward Brooks 1:57.0, James Holden 1:56.0, William Sullivan 1:56.4, George Marsters 1:54.6	New York	28 Jan 25
3:04.73A	University of Missouri INT Daniel Ogidi NGR, John Okoyo NGR, Herbert Johnson USA, Henry Amike NGR	INT	2 Mar 85	7:41.6y	Georgetown University USA Edward Swinburne, Edward Brooks, James Holden, George Marsters	New York	7 Mar 25
3:02.95A	Southern Methodist University INT Harold Spells USA 45.8, Sven Nylander SWE 45.5, Rod Jones USA 46.9, Kevin Robinzine USA 44.8	INT	2 Mar 85	7:39.8y	Seton Hall College USA Anthony Luciano, Frank Fletcher, Robert Rainier, Chester Lipski	New York	28 Feb 42
<i>Mixed nationalities</i>				7:33.9y	Seton Hall College USA Anthony Luciano, Frank Fletcher, Robert Rainier, Chester Lipski	Bronx	25 Mar 42
3:15.4y	Grand Street Boys Club INT Andy Stanfield USA 50.5, George Rhoden JAM 49.1, Herb McKenley JAM 47.6, Mal Whitfield USA 48.2	New York	29 Jan 53	7:32.8y	Manhattan College USA John Corry 1:55.1, Kye Courtney 1:54.2, Larry St Clair 1:51.8, Artie Evans 1:51.7	New York	3 Feb 61
				7:30.8y	Kansas State University USA Kirk Hagan 1:52.0, Tonnie Coane 1:54.8, Bill Thornton 1:52.8, Bill Dotsen 1:51.2	Chicago	9 Mar 62
				7:29.1y	Kansas State University USA Kirk Hagan 1:54.7, Tonnie Coane 1:52.1, Bill Thornton 1:52.0, Bill Dotsen 1:50.3	Manhattan, KS	24 Mar 62
				7:29.0y	Georgetown University USA Charlie McGovern 1:55.0, Ed Schmitt 1:54.0, Ed Duchini 1:50.0, John Reilly 1:50.0	Louisville	16 Feb 63
				7:25.8	France Maurice Lurot, Jean-Claude Durand, Gérard Vervoort, Michel Samper	Stuttgart	14 Feb 64

MARK	TEAM	VENUE	DATE	MARK	TEAM	VENUE	DATE
7:25.6yA	49ers Track Club USA	Albuquerque	28 Jan 67	7:23.7y	Villanova University	Louisville	17 Feb 68
	Harry McCalla 1:52.9, Darryl Taylor 1:51.4, Tom Von Ruden 1:49.2, Preston Davis 1:52.1				Ian Hamilton IRL 1:51.6, Charlie Messenger USA 1:53.2, Frank Murphy IRL 1:49.8, Dave Patrick USA 1:49.1		
7:25.6y	Fort McArthur USA	Louisville	17 Feb 68	7:22.8y	Villanova University	Louisville	15 Feb 69
	Jim Kemp 1:52.0, Bob Day 1:54.3, Tom Von Ruden 1:48.7, Preston Davis 1:50.5				Andy O'Reilly 1:51.3, Chris Mason GBR 1:51.0, Marty Liquori USA 1:50.6, Frank Murphy IRL 1:49.9		
7:25.4y	University of Chicago TC USA	Louisville	15 Feb 69	7:17.45	Clemson University	Indianapolis	11 Mar 89
	Bob O'Connor 1:51.9, Ken Sparks 1:50.4, John Kenton 1:52.7, Lowell Paul 1:50.4				Michael Radziwinski USA 1:51.0, David Wittman USA 1:49.7, Philip Greyling RSA 1:48.6, Terrance Herrington USA 1:47.7		
7:17.8	USSR	Sofiya	14 Mar 71	<i>Oversized track</i>			
	Valeriy Taratynov, Stanislav Meshcherskikh, Aleksey Taranov, Viktor Semyashkin			7:23.7y	Kansas State University USA	Houston	25 Jan 69
7:13.94	Global Athletics & Marketing USA	Boston (Roxbury)	6 Feb 00		Dave Peterson 1:50.3, Jerome Howe 1:52.5, Robert Barratti 1:50.7, Ken Swenson 1:50.2		
	Joey Woody 1:49.34, Karl Paranya 1:48.31, Rich Kenah 1:48.48, David Krummenacker 1:47.81			7:22.4y	Kansas State University	Houston	13 Feb 70
7:13.11	United States "All-Star"	Boston (Roxbury)	8 Feb 14		Dale Alexander, Robert Barratti, Dave Peterson, Ken Swenson		
	Richard Jones 1:51.01, David Torrence 1:47.46, Duane Solomon 1:47.98, Erik Sowinski 1:46.66			7:19.8y	University of Wisconsin	Houston	13 Feb 71
					Chuck Curtis, Chuck Baker, Don Vandrey, Mark Winzenried		
<i>Mixed nationalities</i>				7:17.0y	Santa Monica Track Club	Houston	16 Feb 80
7:26.4y	Villanova University	Boston	1 Feb 64		Gerald Masterson, Don Frichtel, Johnny Gray, David Rafferty		
	Vic Zwolak USA 1:55.1, Al Adams USA 1:51.8, Tom Sullivan USA 1:50.8, Noel Carroll IRL 1:48.7						
7:24.9y	Villanova University	Louisville	15 Feb 64				
	Jim Orr USA, Al Adams USA, Tom Sullivan USA, Noel Carroll IRL 1:48.8						
7:24.6y	Villanova University	Louisville	27 Feb 65				
	Jim Orr USA, Al Adams USA, Tom Sullivan USA, Noel Carroll IRL						





© IAAF 2015™

BEST NATIONAL PLACINGS

This section shows the best position achieved by each country in every IAAF World Indoor Championship event
Where possible the country of origin of athletes representing the former Czechoslovakia, USSR or Yugoslavia is given
The best placings of athletes from the FRG and GDR are listed under GER

COUNTRY	POSITION	NAME	MARK	YEAR	COUNTRY	POSITION	NAME	MARK	YEAR
60 Metres					DOM	4h4	Modesto Castillo	6.85	1985
AHO	3s3	Churandy Martina	6.65	2010	EGY	4s1	Amr Seoud	6.69	2008
AIA	6h6	Trevor Davis	7.21	1987	ESP	3s3	Venancio José	6.61	2001
	6h1	Timothy Brooks	7.05	1999	EST	5h1	Argo Golberg	6.77	2003
	6h4	Kieron Rogers	7.04	2012	FIJ	5h5	Roy Ravana	7.17	2012
ALB	7h7	Arben Maka	7.00	2001	FIN	7	Markus Pöyhönen	6.65	2003
AND	6h5	Mikel De Sa	7.51	2012	FRA	5	Bruno Marie-Rose	6.73	1985
ANG	5h5	Afonso Deslandes	7.23	1991	FSM	6h7	Jack Howard	7.02	2004
ANT	3	Daniel Bailey	6.57	2010		6h4	Jack Howard	7.13	2008
ARG	4h5	Gabriel Simón	6.96	1997		6h2	John Howard	7.30	2010
ARM	5h1	Vahagn Javakhyan	6.99	2001	GAB	5h6	Patrick Mocchi-Raoumbé	6.80	1999
ARU	8s2	Miguel Janssen	6.83	1995	GBR	1	Jason Gardener	6.49	2004
ASA	7h6	Faresa Kapisi	7.14	2014		1	Dwain Chambers	6.48	2010
AUS	4	Matt Shirington	6.52	1999		1	Richard Kilty	6.49	2014
AUT	4s1	Andreas Berger	6.62	1989	GBS	3h7	Holder da Silva	6.95	2012
	4s2	Andreas Berger	6.68	1991	GEQ	8h4	Norberto Nsue	7.27	1999
AZE	4h6	Ramil Guliyev	6.84	2008		8h1	Reginaldo Micha	7.72	2008
BAH	4s3	Rodney Green	6.65	2010	GER	5	Marc Blume	6.59	1995
BAN	5h1	Mesbah Ahmed	7.04	2012	GHA	2	John Myles-Mills	6.59	1989
BEL	3	Ronald Desruelles	6.68	1985	GIB	7h7	Dominic Carroll	7.50	2012
BEN	6h7	Billiaminou Alao	7.17	1995	GRE	1	Háris Papadias	6.50	1997
	6h2	Pascal Dangbo	6.94	1997	GRN	6h5	Paul Williams	6.82	2014
BER	6s2	William Trott	6.71	1987	GUA	4h2	Rolando Blanco	6.82	2001
BHU	dns/h5	Chencho Gyeltshen	-	2012	GUI	5h7	Theodore Haba	6.95	1997
BIH	7h4	Branislav Jajcinin	7.12	1995		5h1	Sylla Aلسeny Kobele	6.97	1999
BLR	4h3	Maksim Lynsha	6.85	2006	GUM	7h2	Michael Alichto	7.27	2008
BOL	6h3	Guillermo Saucedo	7.08	1989	GUY	3s3	Adam Harris	6.59	2014
	6h2	Guillermo Saucedo	7.20	1991	HKG	4h5	Leung Chun Wai	6.97	2008
BRA	5	Vicente de Lima	6.60	2008		4h2	Lai Chun Ho	6.88	2010
BRN	7h2	Khalid Jouma	6.97	1995		4h7	Lai Chun Ho	6.97	2012
BRU	7h8	Shahriful Bahrain Zainal	7.44	2008	HON	3h8	Rolando Palacios	6.83	2008
BUL	4s1	Valentin Atanasov	6.67	1987	HUN	5	Gábor Dobos	6.64	2003
BUR	5h5	Idrissa Sanou	6.95	2001	INA	6s2	Mohamed Yuhdi Purnomo	6.78	1985
	5h5	Idrissa Sanou	7.03	2008	IRI	6s3	Abdolsadeqhg Gorgani	6.73	1995
CAF	4h9	Valentin Ngbogo	7.04	1997		6s2	Reza Ghasemi	6.79	2012
CAN	1	Ben Johnson	6.62	1985		6s2	Hassan Taftian	6.67	2014
	1	Bruny Surin	6.50	1993	IRL	5h6	Gary Ryan	6.83	2004
	1	Bruny Surin	6.46	1995	IRQ	5h4	Hasanain Zubaiyen	6.98	2012
CAY	6s3	Kareem Streete-Thompson	6.64	2004	ISL	5h1	Einar Thor Einarsson	6.91	1991
CGO	6s2	Roger Angouono-Moke	6.70	2003	ISR	3h7	Alexander Trambich	6.93	2008
CHA	8h2	Brahim Abdoulaye	7.17	1999	ISV	8s2	Adrian Durant	6.86	2008
	8h5	Djokoloum Mobebe	7.20	2004	ITA	3	Pierfrancesco Pavoni	6.59	1987
CHI	4s1	Kael Becerra	6.70	2006		3	Pierfrancesco Pavoni	6.61	1989
CHN	4	Su Bingtian	6.52	2014	JAM	2	Michael Green	6.51	1997
CIV	4s2	Ibrahim Meité	6.63	1995		2	Nesta Carter	6.54	2012
	4s2	Eric N'Dri	6.70	2006	JOR	6h1	Khalil Al-Hanahneh	7.14	2008
CMR	7s3	Samuel Nchinda	6.83	1991	JPN	4s1	Koji Ito	6.62	1999
COD	8h1	Ghislain Nsimba	7.47	2012	KAZ	8	Vitaliy Savin	6.65	1995
COK	6h1	Harmon Harmon	7.23	2004	KEN	7h2	Simeon Kipkemboi	7.12	1987
COL	4h7	Robinson Urrutia	6.89	1995	KGZ	7h2	Valeriy Ponomarev	7.38	2012
COM	6h2	Moudjib Toyb	7.03	2008	KIR	6h7	George Pine	7.46	2010
CRC	4h8	Joseph Colville	7.05	2001		6h3	Nooa Takooa	7.57	2012
CRO	5s2	Dejan Vojnovic	6.68	2003	KOR	3h1	Sim Deok-Seop	6.89	1985
CUB	1	Andrés Simón	6.52	1989	KSA	5h3	Yaser Al-Nasri	6.83	2010
CYP	5s3	Prodromos Katsantonis	6.66	2003	KUW	5h6	Saad Al-Mutary	6.89	1993
CZE	3h6	Jirí Valík	6.74	1993		5h3	Hamed Sadeq	6.92	1997
	3h7	Ivo Krsek	6.77	1997	LAO	5h7	Kilakone Siphonexay	7.41	2008
DEN	5h1	Lars Pedersen	6.92	1985	LBR	4s1	Koijan Morlu	6.67	2010
	5h3	Lars Hummel	6.97	1987	LCA	2h1	John Albertie	6.91	1987
	5h4	Martin Krabbe	6.79	2010	LES	5h7	Mosito Lehata	7.00	2012
DMA	5h7	Sherwin James	6.92	2004	LIB	4h3	Fadi Micaelian	7.21	1985

COUNTRY	POSITION	NAME	MARK	YEAR	COUNTRY	POSITION	NAME	MARK	YEAR
ESA	5h1	Marcelo Figueroa	22.80	2004	URU	3h6	Heber Viera	21.55	2001
ESP	5	Miguel Angel Gómez	21.29	1991	USA	1	Kirk Baptiste	20.73	1987
ETH	6s2	Alemayehu Gudeta	21.90	1989	1	James Trapp	20.63	1993	
FRA	2	Bruno Marie-Rose	20.89	1987	1	Kevin Little	20.40	1997	
GBR	1	John Regis	20.54	1989	1	Shawn Crawford	20.63	2001	
					VIN	5h3	Lenford O'Garro	22.65	1987
GER	3	Tobias Unger	21.02	2004	YEM	5h4	Mohamed Samantar (PRY)	22.95	1985
GHA	4h3	Emmanuel Tuffuor	22.09	1989	ZAM	4h3	Clinton Bufuku	22.66	1991
GRE	3s2	Aléxios Alexópoulos	20.98	1999	ZIM	5h5	Charles Chicksen	22.84	1987
HUN	4s2	Attila Kovács	21.79	1987					
INA	5s1	Mohamed Yuhdi Purnomo	21.58	1985	400 Metres				
IRL	3s3	Paul Brizzel	20.96	2003	ALG	3h3	Amar Hecini	47.95	1991
	3s2	Gary Ryan	21.13	2003	AUS	3	Darren Clark	46.45	1993
ISR	dq/h2	Itai Iluz	-	1989	AUT	4h3	Clemens Zeller	47.34	2008
ISV	5s3	Neville Hodge	22.26	1987	4h3	Clemens Zeller	47.39	2010	
ITA	4	Sandro Floris	21.31	1989	AZE	4h4	Dmitriy Chumichkin	48.11	2003
JAM	4	Chris Williams	21.12	2001	4h2	Valentin Bulichev	48.26	2006	
JPN	5	Koji Ito	20.95	1999	BAH	1	Chris Brown	45.96	2010
KAZ	3s1	Gennadiy Chernovol	21.28	2001	BAR	6s2	Elvis Forde	47.42	1987
KEN	3h4	John Anzrah	22.40	1987	BEL	5s2	Cédric Van Branteghem	47.01	2003
KUW	4h1	Jassim Al-Dowaila	22.63	1985	BEN	5h1	Yaovi Gougou	51.20	2012
LAT	dq/h3	Vyacheslav Kocheryagin	-	1993	BER	4h4	Troy Douglas	48.46	1989
LBR	3h2	William George	23.59	1987	4h2	Troy Douglas	47.55	1993	
LCA	dq/h4	John Rosery	-	1993	BOT	2	California Molefe	45.75	2006
MAC	4h5	Chao Un Kei	22.42	2003	BRA	3s3	Sanderlei Parrela	46.33	1997
MAR	5h4	Benyouñes Lahlou	22.08	1991	3s2	Sanderlei Parrela	46.39	1999	
MDV	dq/h5	Sultan Said	-	2004	BRN	4h3	Ahmed Hamada	48.80	1985
MEX	4s2	Juan Pedro Toledo	21.13	1999	BRU	5h5	Hafiy Tajuddin Rositi	51.02	2012
MHL	dq/h3	Roman Cress	-	2003	BUL	5s2	Momchil Kharizanov	47.18	1987
MNT	5h7	Kwame Galloway	24.32	1999	CAN	1	Tyler Christopher	45.67	2008
MRI	4h1	Christian Boda	22.14	1991	CIV	6	Gabriel Tiacho	47.35	1989
MTN	5h6	Mohamed Ould Brahim	23.94	1995	COD	3	Gary Kikaya	46.30	2004
NAM	1	Frankie Fredericks	20.10	1999	COL	4h1	Wilson Cañizales	49.32	1995
NCA	dq/h7	Jorge Conde	-	2004	COM	3h3	Bacar Jannot	49.58	2012
NED	3	Patrick van Balkom	20.96	2001	CRC	1	Nery Brenes	45.11	2012
NGR	3	Francis Obikwelu	21.10	1997	CRO	5h5	Darko Juricic	47.36	1999
NOR	1	Geir Moen	20.58	1995	CUB	2	Roberto Hernández	46.09	1987
NZL	3s3	Chris Donaldson	21.02	1999	2	Williams Collazo	46.31	2010	
OMA	4h3	Hamoud Al-Dalhami	21.99	1999	CYP	3h5	Evrípides Demosthenous	47.95	1995
	4h3	Hamoud Al-Dalhami	21.99	2001	CZE	1	Pavel Maslák	45.24	2014
	4h4	Hamoud Al-Dalhami	21.97	2004	DEN	3h5	Nick Ekelund-Areander	46.68	2014
PAN	4h1	Anghelo Edmund	22.34	2001	DMA	4s2	Chris Lloyd	46.92	2008
PER	dns/s2	Marco Mautino	-	1987	DOM	4s2	Félix Sánchez	47.29	2001
PLW	4h6	Russel Roman	23.68	2004	4s3	Luguelín Santos	46.83	2012	
POL	6	Marcin Urbás	21.49	2004	4s2	Luguelín Santos	46.37	2014	
POR	dns/s1	Luís Cuñha	-	1989	EGY	4h4	Ahmed Ghanem	48.77	1985
ROU	4s3	Daniel Cojocar	21.41	1991	4h4	Ahmed Ghanem	48.25	1987	
RUS	6s2	Andrey Fedoriv	21.19	1993	ESA	4h4	Takeshi Fujiwara	48.96	2012
SEN	4s1	Oumar Loum	21.49	2001	ESP	3	Cayetano Cornet	46.40	1989
SEY	dq/h1	Cyril Brioche	-	1987	3	Cayetano Cornet	46.52	1991	
SLE	4h2	Alieu Camara	22.26	2001	EST	5s1	Marek Niit	47.67	2014
SLO	4	Matic Osovnikar	21.17	2003	ETH	4s1	Alemayehu Gudeta	46.96	1989
SOL	4h3	Chris Walasi	23.83	2004	FRA	4s3	Fred Mango	47.06	1999
SUI	4s1	Kevin Widmer	21.31	1993	GAM	5h4	Dawda Jallow	50.00	1987
SWE	2	Johan Wissman	20.72	2004	GBR	1	Jamie Baulch	45.73	1999
SWZ	5h4	Mphelave Dlamini	22.57	1999	1	Daniel Caines	46.40	2001	
SYR	3h3	Nabil Nahrí	23.47	1985	GEO	4h6	Nika Kartavtsevi	48.27	2012
TAN	4h6	Christopher Mbilo	22.35	1991	GER	1	Thomas Schönlebe (GDR)	45.60	1985
TCH	6s2	Jirí Valík (CZE)	22.41	1991	GRE	6s3	Periklis Iakovákis	47.23	1999
TKS	5h6	Rodney Cox	23.05	1987	GRN	1	Alleyné Francique	45.88	2004
TOG	5h5	Boévi Lawson	21.96	1995	1	Alleyné Francique	45.54	2006	
TPE	4h4	Chen Tien-Wen	21.82	1999	GUM	6h4	Matthew Pangelinan	55.33	2010
	4h5	Chen Tien-Wen	21.88	2001	6h6	Jeffroy Limtiaco	53.67	2012	
TTO	dnf/final	Ato Boldon	-	1997	HUN	5s2	Dusán Kovács	47.23	1997
TUR	5h1	Ayhan Bodur	22.47	1989	IRL	=3	Paul McKee	45.99	2003
	5h2	Bülent Eren	22.15	1995	ISL	3h1	Adalstein Bernhardsson	50.37	1985
UGA	5h4	Sunday Olweny	23.02	1987	ISR	5h3	Donald Sanford	47.90	2014
UKR	dns/final	Sergey Osovich	-	1995	ISV	4	Tabarie Henry	45.96	2012
URS	1	Aleksandr Yevgenyev (RUS)	20.95	1985					

COUNTRY	POSITION	NAME	MARK	YEAR	COUNTRY	POSITION	NAME	MARK	YEAR
ITA	4s1	Ashraf Saber	47.33	1995	800 Metres				
JAM	1	Devon Morris	46.17	1991	ALB	4h1	Nimet Gashi	1:54.70	2012
JPN	3	Shunji Karube	45.76	1997	ALG	5s1	Ahmed Bel Kessam	1:50.18	1991
KEN	2	Samson Kitur	46.21	1991	ANT	7h2	Dale Jones	1:54.56	1987
KOR	5	Son Ju-Il	46.90	1995	ARG	5h2	Luis Migueles	1:53.89	1985
KUW	4h1	Khaled Hussein Mahmoud	50.50	1985		5h5	Luis Migueles	1:49.00	1991
MAC	5h1	Cheong Man Fong	55.17	2004	ARM	5h6	Avetik Arakelian	1:53.44	2004
MAR	4s1	Abdel Ali Kasbane	47.05	1991		5h5	Ashot Hayrapetyan	1:58.21	2012
MAS	4h1	Nordin Mohamed Jadi	50.34	1987	AUT	4s2	Andreas Rapitz	1:48.15	2012
MAW	6h3	Moses Kondowe	50.39	1999		4s3	Raphael Palitsch	1:49.42	2012
MDA	4h4	Vadim Zadovnov	48.18	1997	BAR	4h3	Milton Browne	1:51.60	2001
MEX	3	Alejandro Cárdenas	46.02	1999	BDI	2	Charles Nkazamyampi	1:47.62	1993
MKD	5h4	Kristijan Eftremov	50.23	2012	BEL	4	Luc Bernaert	1:48.30	1993
MLI	4h5	Mamoudou Hanne	48.44	2008	BOL	5h3	Fadrique Iglesias	1:52.93	2003
MRI	4h2	Christian Boda	49.47	1991		5h2	Fadrique Iglesias	1:50.65	2006
	4h4	Desiré Pierre-Louis	48.14	1995		5h2	Fadrique Iglesias	1:50.55	2008
MTN	5h3	Mandiaye Seck	51.70	1997	BOT	5	Glody Dube	1:46.90	2001
NED	6	Arjen Vissermann	47.11	1987	BRA	1	José Luiz Barbosa	1:47.49	1987
NGR	1	Sunday Bada	45.51	1997	BRN	2	Rashid Ramzi	1:46.15	2004
OMA	6h5	Hussein Al-Fedheili	55.15	2012	BUL	4s2	Miroslav Chochkov	1:48.40	1991
PAK	5h5	Muhammad Amin	50.23	1995	CAM	6h4	Kieng Samorn	1:59.14	2012
PAN	5h3	Román Basil	49.46	2003	CAN	3	Simon Hoogewerf	1:47.88	1991
PAR	5h2	Julio Caballero	50.95	1991	CGO	6h1	Jean-Bosco Mondzomba	1:56.23	1991
PER	6h5	Alberto Izu	51.19	1985	CHI	6s2	Pablo Squella	1:50.60	1991
PHI	4h5	Isidro del Prado	48.35	1985		6s1	Pablo Squella	1:50.25	1993
	4h2	Romeo Gido	47.63	1989	COD	5h4	Elie Monga	1:57.02	2010
PLE	5h6	Bahaa Al-Farra	51.65	2012	COL	dnf/s2	Rafith Rodríguez	-	2012
PLW	5h5	Nicholas Mangham	54.80	2006	CUB	dnf/s1	Norberto Téllez	-	1999
PNG	4h1	Wala Gime	48.85	2012	CYP	5h4	Constantinos Chatzimarcou	1:53.10	2001
POL	4	Robert Maćkowiak	45.94	1997	CZE	2	Jakub Holuša	1:48.62	2012
POR	4	Carlos Silva	46.87	1995	DEN	1	Wilson Kipketer	1:42.67	1997
PYF	4h3	Isaac Yaya	48.45	2006	ESP	1	Colomán Trabado	1:47.42	1985
QAT	dq/s2	Ibrahim Ismail	-	1993	ETH	1	Mohammed Aman	1:48.36	2012
	dns/s2	Ibrahim Ismail	-	1995		1	Mohammed Aman	1:46.40	2014
ROU	4s1	Ioan Vieru	47.01	2003	FRA	5	André Lavie	1:50.29	1985
RSA	3h5	John Lawson	48.43	1993	GBR	1	Tom McKean	1:47.29	1993
RUS	3	Mikhail Vdovin	46.65	1995	GEQ	5h4	Benjamin Enzema	1:58.19	2012
RWA	4h6	Emmanuel Rubayiza	50.25	1997	GER	3	Nico Motchebon	1:48.15	1993
SAM	dq/h3	Siloga Viliamu	-	2014		3	Nico Motchebon	1:45.74	1999
SEN	4	Amadou Dia Bà	46.94	1985	GHA	4s1	Kennedy Osei	1:48.40	1997
SLO	3s3	Matija Šestak	46.84	1999	GUA	5h2	Arisk Perdomo	1:55.66	1995
SRI	4h3	Rohan Pradeep Kumara	48.02	2001	GUI	dnf/h4	Lamine Bangoura	-	2008
SUD	dq/s2	Rabah Yousif	-	2012	GUY	5h3	Ian Roberts	1:53.09	1999
SUI	5s3	Mathias Rusterholz	47.16	1997		5h5	Deon Bascom	1:55.88	2008
SWE	2	Johan Wissman	46.04	2008	HAI	6s3	Jean-Marc Destine	1:51.59	1997
SYR	dns/h2	Nabil Nahri	-	1985	HKG	7h1	Yeung Sai Mo	1:56.47	1985
TAN	4h1	Christopher Mbilo	48.40	1991	HUN	4	Balázs Korányi	1:46.47	1999
TTO	2	Ian Morris	46.09	1989	IRI	4s3	Ehsan Mohajershojaei	1:49.32	2008
TUN	4	Sofiène Labidi	46.48	2004	IRL	5	James Nolan	1:47.77	1999
TUR	5s2	Ali Ekber Kayas	48.16	2012	ISL	5h3	Kristinn Thór Kristinsson	1:51.20	2014
UGA	4h2	Mike Okot	50.19	1995	ISR	5h6	Dustin Emrani	1:54.20	2012
	4h1	Francis Ogola	48.06	1993	ITA	3	Tonino Viali	1:46.95	1989
UKR	3h3	Valentin Kulbatskiy	47.76	1997	JAM	1	Clive Terrelonge	1:47.30	1995
	3h1	Aleksey Rachkovsky	47.13	2006	JPN	3h3	Tomonari Ono	1:51.80	1995
URS	dnf/h2	Dmitriy Golovastov (RUS)	-	1991	KEN	1	Paul Ereng	1:44.84	1989
URU	4h4	Andrés Silva	47.54	2008		1	Paul Ereng	1:47.08	1991
	4h3	Andrés Silva	51.93	2012		1	Wilfred Bungei	1:47.15	2006
USA	1	Antonio McKay	45.98	1987	KGZ	3h3	Boris Kaveshnikov	1:52.96	1997
	1	Antonio McKay	45.59	1989	KOR	6s2	Lee Jin-Il	1:50.46	1993
	1	Butch Reynolds	45.26	1993	KUW	3h3	Mohamed Al-Azimi	1:50.41	2003
	1	Darnell Hall	46.17	1995	LAT	4	Dmitrijs Milkevičs	1:48.01	2006
	1	Tyree Washington	45.34	2003		4	Dmitrijs Milkevičs	1:45.72	2008
VIN	5s1	Eswort Coombs	47.63	1995	LBA	6h2	Aboubaker El-Gatrouni	1:52.64	2004
YEM	dns/h5	Mohamed Ghaleb Al-Omaisi	-	2010	LIE	6h5	Florian Hilti	1:59.91	2008
YUG	4	Slobodan Branković (SRB)	46.48	1989	LTU	4h5	Vitalij Kozlov	1:50.92	2010
ZAM	5s1	Cephas Lemba	47.16	1993	LUX	4h4	David Fiegen	1:50.02	2004
ZIM	3h1	Lloyd Zvasiya	47.81	2004	MAD	4h3	Joseph Rakotoarimanana	1:53.28	1997
					MAR	2	Mahjoub Haïda	1:45.76	1997

COUNTRY	POSITION	NAME	MARK	YEAR	COUNTRY	POSITION	NAME	MARK	YEAR
MAW	6h1	Kondawi Chiwina	1:54.49	2004	COL	dns/h2	Jacinto Navarrete	-	1991
MDV	6h2	Naseer Ismail	1:58.17	1999	CRO	3	Branko Zorko	3:45.39	1993
MEX	5h3	Mauricio Hernández	1:50.85	1987	CZE	5	Jakub Houša	3:39.23	2014
MGL	6h1	Puntsagors Purevsuren	1:55.76	1997	DJI	1	Ayanleh Souleiman	3:37.52	2014
MLI	4h3	Moussa Camara	1:52.62	2012	DMA	7h3	Steve Agar	3:45.33	1997
MON	4h1	Brice Etès	1:53.52	2010	ERI	9h3	Fortunato Yaccob	3:56.31	2001
MOZ	6h2	Amilcar Leal	1:55.19	2001	ESP	2	José Luis González	3:41.36	1985
NCA	5h2	Edgard Cortés	1:58.47	2010	2	José Manuel Abascal	3:39.13	1987	
NED	5	Marko Koers	1:46.43	1997	2	Fermin Cacho	3:42.68	1991	
	5	Bram Som	1:47.00	2003	2	Mateo Cañellas	3:44.85	1995	
	5	Thijmen Kupers	1:47.74	2014	2	Reyes Estévez	3:51.25	2001	
NOR	4	Tor-Øyvind Ødegaard	1:48.34	1995	ETH	1	Haile Gebrselassie	3:33.77	1999
NZL	4h3	Shaun Farrell	1:52.48	1999	1	Deresse Mekonnen	3:38.23	2008	
	4h1	Mark Rodgers	1:49.25	2001	1	Deresse Mekonnen	3:41.86	2010	
PAK	5h3	Nadir Khan	1:52.08	1991	FRA	1	Driss Maazouzi	3:42.59	2003
PAR	8h2	Porfirio Méndez	1:56.87	1987	GAB	11h2	Jean-Marc Léandro	3:56.15	2004
PHI	6h4	John Lozada	1:54.10	2001	GBR	2	David Strang	3:45.30	1993
PLE	4h5	Abdel Salam Al-Dabajy	1:53.48	2004	GER	2	Hauke Fuhlbrügge (GDR)	3:37.80	1989
POL	2	Adam Kszczot	1:46.76	2014	GIB	8h3	Kelvin Gomez	4:07.34	2014
POR	3h4	João Pires	1:50.13	2001	GRE	6h2	Spyridon Hristopoulos	3:44.46	1993
QAT	5s1	Abdulrahman Suleiman	1:47.87	2006	GUA	10h2	Alberto López	4:06.93	1987
ROU	4	Petru Drăgoescu	1:48.34	1985	HUN	5h2	László Tóth	3:44.99	1989
RSA	1	Johan Botha	1:45.47	1999	5h1	Balázs Tölgyesi	3:41.94	1997	
	1	Mbulaeleni Mulaudzi	1:45.71	2004	IRI	6h2	Sayed Hamid Sajjadi	3:48.32	1989
RUS	1	Yuriy Borzakovskiy	1:44.49	2001	IRL	1	Marcus O'Sullivan	3:39.04	1987
SAM	6h4	Julio Lafai	2:07.08	2010	1	Marcus O'Sullivan	3:36.64	1989	
SEN	7	Babacar Niang	1:48.33	1987	1	Marcus O'Sullivan	3:45.00	1993	
SEY	5h1	Gaylord Silly	1:54.93	2012	ISL	7h1	Björn Margeirsson	3:49.22	2006
SLO	4h5	Vid Tršan	1:53.64	2012	ITA	5	Riccardo Materazzi	3:43.56	1985
SMR	5h4	Glauco Martino	1:59.25	2006	JPN	8h2	Kiyoharo Sato	3:49.26	1999
SUD	1	Abubaker Kaki	1:44.81	2008	KEN	1	Paul Korir	3:52.31	2004
	1	Abubaker Kaki	1:46.23	2010	KGZ	7h3	Sergey Pakura	3:50.86	2006
SUI	3	André Bucher	1:46.46	2001	KSA	dq/h2	Mohamed Shaween	3:45.12	2012
SUR	4h3	Tommy Asinga	1:51.83	1995	MAR	1	Hicham El Guerrouj	3:44.54	1995
SVK	6s2	Jozef Repcik	1:48.61	2008	1	Hicham El Guerrouj	3:35.31	1997	
SWE	4s2	Torbjörn Johansson	1:50.19	1995	1	Abdalaati Igider	3:45.21	2012	
SYR	4h2	Mahmoud Al-Kheirat	1:53.12	1995	MAW	9h2	Francis Munthali	3:58.23	1995
TAN	5h4	Morris Okinda	1:55.42	1991	MEX	7h1	Mauricio Hernández	3:49.77	1987
TJK	4h6	Farkhod Kuralov	1:52.61	2012	MLI	10h2	Youssef Diallo	4:06.70	2001
TKM	6h1	Nazar Begliyev	1:54.07	2003	MTN	12h1	Abdallahi Cheikh	4:47.24	2012
	6h6	Nazar Begliyev	1:54.72	2004	MYA	9h2	Maung Chet	4:04.65	2008
TTO	3h5	Jamaal James	1:52.71	2012	NED	3	Han Kulker	3:39.51	1987
TUR	5h3	Halit Kiliç	1:54.06	2012	NZL	dq/final	Nick Willis	3:39.1est	2008
UGA	4s2	Abraham Chepkirwok	1:48.30	2008	dq/final	Nick Willis	3:38.47	2014	
URS	2	Vladimir Graudyn (RUS)	1:47.68	1987	PAK	9h2	Saad Jalal Uddin	4:03.43	2001
USA	1	David Krummenacker	1:45.69	2003	PLE	8h2	Wesam Al-Masri	3:53.84	2014
VAN	6h2	Arnold Sorina	1:54.44	2012	POL	4	Mirosław Zerkowski	3:42.21	1985
VEN	6s2	William Wuycke	1:53.52	1989	POR	1	Rui Silva	3:51.06	2001
YUG	6	Slobodan Popović (SRB)	1:48.07	1987	PUR	5h1	David Freeman	3:45.36	2006
ZAM	6h4	Reuben Siliwimba	1:56.20	1997	QAT	4h2	Dahame Najim Bashir	3:41.87	2006
ZIM	6	Savieri Ngidhi	1:47.79	1999	ROU	6h2	Costel Ene	3:53.56	1985

1500 Metres

ALG	1	Noureddine Morceli	3:41.57	1991	SLO	7h2	Mitja Krevs	3:43.22	2014
ANG	dns/h1	João N'Tyamba	-	1995	SOM	6h1	Omar Mohamed Abdi	3:56.52	2014
ANT	9h2	Dale Jones	4:04.14	1987	SRB	6h3	Goran Nava	3:42.79	2010
AUS	1	Mike Hillardt	3:40.27	1985	SUD	7h1	Omer Khalifa	3:48.41	1985
AUT	5h2	Andreas Vojta	3:42.10	2014	SUI	7h1	Peter Philipp	3:40.93	2001
BDI	8h3	Gilbert Mvuyikuri	3:51.78	1997	SWE	7h2	Patrik Johansson	3:49.81	1995
BEL	8	Marc Corstjens	3:46.69	1993	SWZ	9h1	Sipho Dlamini	3:52.44	1993
BHU	dnt/h2	Sampa Dendup	-	1999	TCH	6	Radim Kunčický (CZE)	3:39.97	1989
BOT	6h2	Mbiganyi Thee	3:44.33	1987	TJK	8h3	Ajmal Amirov	3:51.75	2006
	6h1	Mbiganyi Thee	3:48.85	1989	TTO	8h1	Sheldon Monderoy	3:47.36	1999
BRA	9	José Valente	3:46.71	1995	TUN	6	Ali Hakimi	3:39.91	1997
BRN	5	Rashid Ramzi	3:40.26	2008	6	Ali Hakimi	3:37.88	1999	
BUL	dns/h1	Miroslav Chochkov	-	1991	TUR	2	İlham Tanui Özbilen	3:45.35	2012
CAN	6	David Campbell	3:40.82	1987	UGA	8	Julius Achon	3:53.03	2001
CGO	8h2	Alex Ngouari	4:02.55	2010	UKR	1	Ivan Heshko	3:42.08	2006

COUNTRY	POSITION	NAME	MARK	YEAR	COUNTRY	POSITION	NAME	MARK	YEAR
IRL	5s1	Thomas Kearns	7.69	1991	CAN	4	Charles Lefrancois	2.29	1997
IRQ	6h1	Ameer Shaker	7.96	2014	CHN	=4	Zhang Guowei	2.31	2012
ITA	6	Emanuele Abate	7.63	2012	COL	11	Gilmar Mayo	2.24	1995
JAM	3	Maurice Wignall	7.48	2004	CRO	18q	Ivan Penavić	2.10	1995
JPN	6s1	Masato Naito	7.85	2008	CUB	1	Javier Sotomayor	2.43	1989
KGZ	7h4	Yevgeniy Shorokhov	8.10	1995		1	Javier Sotomayor	2.41	1993
KUW	4h1	Abdulaziz Al-Mandeel	7.74	2014		1	Javier Sotomayor	2.38	1995
LAT	=3	Stanislav Olijar	7.60	2008		1	Javier Sotomayor	2.36	1999
LBR	6s1	Sultan Tucker	7.77	2004	CYP	=3	Kyriakos Ioannou	2.30	2008
LIB	5h2	Ahmed Hazer	8.36	2010	CZE	=4	Jaroslav Bába	2.25	2004
MAC	6h1	long Kim Fai	8.67	2010	DMA	nh/q	Rupert Charles	-	1995
	6h1	long Kim Fai	8.41	2012	ECU	19q	Diego Ferrín	2.22	2012
MAR	6h1	Said Kahia	8.38	1985	ESP	9	Arturo Ortíz	2.28	1991
MAS	6h5	Nur Herman Majid	8.03	1995	EST	27q	Marko Turban	2.15	1997
MDA	5h4	Aleksandr Yenko	7.97	1995	FIN	=10q	Oskari Frösén	2.24	2004
MON	5h1	Anthony De Sevelinges	8.90	2006	FRA	12	Jean-Charles Gicquel	2.25	1989
MRI	6h3	Judex Lefou	8.38	1987		12	Didier Detchenique	2.20	1997
NED	3s1	Gregory Sedoc	7.66	2004	GBR	3	Steve Smith	2.37	1993
	3s1	Gregory Sedoc	7.73	2006	GER	2	Dietmar Mögenburg (FRG)	2.35	1989
	3s2	Gregory Sedoc	7.67	2010	GRE	1	Dimitrios Hondrokoúkis	2.33	2012
NEP	dq/h5	Dhirendra Chaudhari	-	2010	HUN	=10q	László Boros	2.24	2004
NOR	4h1	Petter Hesselberg	8.12	1985	IND	18	Nalluswamy Annavi	2.05	1985
PAK	8h4	Muhammad Shah	8.29	2004	IRL	8	Adrian O'Dwyer	2.25	2004
PER	8h2	Jorge McFarlane	8.16	2012	ISR	=20q	Konstantin Matusevich	2.20	1997
POL	5	Tomasz Ścigaczewski	7.52	1999	ITA	6	Marco Fassinotti	2.29	2014
POR	dnf/h2	Rui Palma	-	2001	JAM	3	Germaine Mason	2.25	2004
	dnf/h1	Rasul Dabó	-	2014	JPN	12	Takao Sakamoto	2.18	1985
PUR	8s2	Héctor Cotto	7.87	2010	KAZ	=13q	Sergey Zasimovich	2.20	2008
PYF	7h5	Toriki Urarii	8.52	2008	KOR	17q	Lee Jin-Taek	2.20	1993
ROU	6	Gheorghe Boroi	7.72	1993	KUW	nh	Tarek Saad Al-Farhan	-	1985
RSA	3	Shaun Bownes	7.55	2001	LIB	nh/q	Jean-Claude Rabbath	-	1997
RUS	=3	Yevgeniy Borisov	7.60	2008	LTU	18=q	Rolandas Verkys	2.20	1993
SAM	7h5	Avele Tanielu	8.64	2006	MAR	20	Mohamed Aghlal	2.00	1985
SLO	6s3	Damjan Zlatnar	7.77	2008	MAS	20q	Lou Cwee Peng	2.15	1993
STP	7h2	Arlindo Pinheiro	8.57	2003	MEX	=15q	Gerardo Martínez	2.15	2008
	7h2	Arlindo Pinheiro	8.70	2004	MRI	nh/q	Judex Lefou	-	1987
SUI	5s1	Ivan Bitzi	7.85	2006	NOR	4	Steinar Hoen	2.32	1995
SVK	5	Igor Kováč	7.59	1997	PER	19q	Hugo Muñoz	2.10	1995
SWE	4	Robert Kronberg	7.57	2001	POL	2	Artur Partyka	2.37	1991
TCH	5s2	Jirí Hudec (CZE)	7.82	1989	PUR	19	Ezequiel Ortíz	2.05	1985
TGA	7h1	Inoke Finau	9.06	2010	QAT	1	Mutaz Issa Barshim	2.38	2014
TKM	6h3	Baimurad Achirmuradov	8.47	1999	ROU	=4	Ștefan Vasilache	2.25	2004
TPE	5s2	Wu Ching-Jing	8.01	1985	RSA	9q	Ramsay Carsele	2.24	2006
UKR	7s1	Sergey Demidyuk	8.03	2006	RUS	1	Yaroslav Rybakov	2.37	2006
URS	2	Igor Kazanov (LAT)	7.47	1991		1	Ivan Ukhov	2.36	2010
USA	1	Tonie Campbell	7.51	1987	SLO	13q	Rožle Prezelj	2.24	2004
	1	Roger Kingdom	7.43	1989	SMR	20q	Antonio Pazzaglia	2.00	1995
	1	Greg Foster	7.45	1991	SRB	=6	Dragutin Topić	2.27	2008
	1	Allen Johnson	7.39	1995	SUD	=13q	Mohamed Idris	2.21	2014
	1	Terrence Trammell	7.51	2001	SUI	=5	Roland Dalhäuser	2.32	1987
	1	Allen Johnson	7.47	2003	SWE	1	Patrik Sjöberg	2.32	1985
	1	Allen Johnson	7.36	2004		1	Stefan Holm	2.32	2001
	1	Terrence Trammell	7.43	2006		1	Stefan Holm	2.35	2003
	1	Aries Merritt	7.44	2012		1	Stefan Holm	2.35	2004
	1	Omo Osaghae	7.45	2014		1	Stefan Holm	2.36	2008
YEM	dns/h1	Shaddad Hasan Ali Wafi	-	2006	SYR	12q	Majjed Ghazal	2.26	2012
YUG	6h3	Miroslav Novaković (SRB)	7.94	2003	TCH	3	Ján Zvara (CZE)	2.34	1987
					UKR	2	Andrey Sokolovskiy	2.29	2001
					URS	1	Igor Paklin (KGZ)	2.38	1987
					USA	1	Hollis Conway	2.40	1991
						1	Charles Austin	2.35	1997
					YUG	3	Dragutin Topić (SRB)	2.32	1997

High Jump

ALG	3	Othmane Belfaa	2.27	1985
AUS	8	Tim Forsyth	2.28	1991
BAH	=4	Troy Kemp	2.34	1993
BER	14	Nick Saunders	2.20	1989
BIH	9	Elvir Krehmic	2.25	1999
BLR	3	Gennadiy Moroz	2.30	2003
BOT	6	Kabelo Kgosiemang	2.28	2010
BUL	11	Georgi Dakov	2.25	1989
	11	Georgi Dakov	2.24	1991

Pole Vault

AUS	1	Steve Hooker	6.01	2010
AUT	5	Hermann Fehringer	5.70	1991
BEL	11q	Kevin Rans	5.60	2006
BLR	=15q	Dmitriy Markov	5.60	1995

COUNTRY	POSITION	NAME	MARK	YEAR	COUNTRY	POSITION	NAME	MARK	YEAR
BRA	4	Thiago da Silva	5.75	2014	CHN	2	Li Jinzhe	8.23	2014
BUL	6	Atanas Tarev	5.70	1987	CMR	19q	Frédéric Ebong-Salle	7.31	1989
CAN	21q	Doug Wood	5.30	1993	CRO	8q	Siniša Ergotić	7.83	2003
CHN	5	Xue Changrui	5.75	2014	CUB	1	Iván Pedroso	8.23	1993
CUB	=5	Lázaro Borges	5.70	2012	1	Iván Pedroso	8.51	1995	
CZE	2	Adam Ptáček	5.70	2004	1	Iván Pedroso	8.51	1997	
DEN	13q	Piotr BuciarSKI	5.40	2003	1	Iván Pedroso	8.62	1999	
ESP	=4	José Arcos	5.70	1999	1	Iván Pedroso	8.43	2001	
EST	nh/final	Valeriy Bukreyev	-	1993	CYP	17	Dimitrios Arrouzous	7.34	1987
	nh/final	Valeriy Bukreyev	-	1995	CZE	6	Milan Gombala	7.95	1995
FIN	5	Jani Lehtonen	5.65	1993	DEN	12q	Morten Jensen	7.75	2006
FRA	1	Jean Galfione	6.00	1999	EGY	10	Hatem Mersal	7.66	1999
1	Renaud Lavillenie	5.95	2012	ESP	2	Yago Lamela	8.56	1999	
GBR	=5	Steve Lewis	5.70	2012	2	Yago Lamela	8.28	2003	
GER	1	Tim Lobinger	5.80	2003	FIN	9	Jarmo Kärnä	7.78	1989
GRE	1	Konstadínos Filippídís	5.80	2014	FRA	4	Salim Sdiri	8.01	2010
GUA	nh	Antonio Montepeque	-	1987	GAM	29q	Lamin Drammeh	6.43	1995
HUN	6	István Bagyula	5.50	1989	GBR	2	Chris Tomlinson	8.06	2008
ISR	=4	Aleksandr Averbukh	5.70	2001	GEQ	37q	Norberto Nsue	5.77	1997
	=4	Aleksandr Averbukh	5.50	2006	GER	1	Dietmar Haaf	8.15	1991
ITA	6	Giuseppe Gibilisco	5.60	2004	GHA	1	Ignisious Gaisah	8.30	2006
JPN	9q	Daichi Sawano	5.65	2006	GRE	4	Kostas Koukodimos	7.92	1991
KAZ	1	Igor Potapovich	5.90	1997	4	Loúis Tsátoumas	8.10	2006	
KOR	=10q	Kim Yu-Seok	5.45	2010	4	Loúis Tsátoumas	8.13	2014	
MEX	=4	Giovanni Lanaro	5.50	2006	HUN	2	Gyula Pálóczi	7.94	1985
MRI	nh/q	Kersley Gardenne	-	1997	ISL	28q	Jón Arnar Magnússon	7.32	1995
NED	3	Rens Blom	5.75	2003	ITA	3	Giovanni Evangelisti	7.88	1985
NOR	7	Trond Barthel	5.65	1997	3	Giovanni Evangelisti	8.01	1987	
POL	=4	Marian Kolasa	5.50	1985	3	Giovanni Evangelisti	7.93	1991	
4	Miroslaw Chmara	5.60	1989	3	Andrew Howe	8.19	2006		
POR	=9	Nuno Fernandes	5.45	2001	JAM	2	James Beckford	8.31	2004
PUR	16q	Edgar Díaz	5.40	1993	JPN	7	Masaki Morinaga	8.07	1999
RSA	=3	Okkert Brits	5.75	1995	KOR	11	Kim Jong-Il	7.31	1985
RUS	1	Rodion Gataullin	5.90	1993	KSA	3	Mohamed Salman Al-Khuwailidi	8.01	2008
1	Igor Pavlov	5.80	2004	KUW	15q	Saleh Al-Haddad	7.52	2008	
1	Yevgeniy Lukyanenko	5.90	2008	LCA	18	John Albertie	7.12	1987	
SUI	15=	Daniel Aebischer	5.00	1985	MAR	10	Younès Moudiri	7.68	2001
SWE	2	Alhaji Jeng	5.70	2006	MDA	12q	Alexander Cuharenco	7.66	2012
TCH	10	František Jansa (CZE)	5.20	1985	MEX	7	Luis Rivera	7.93	2014
UKR	1	Sergey Bubka	5.90	1995	MRI	16q	Jonathan Chimier	7.78	2004
URS	1	Sergey Bubka (UKR)	5.75	1985	NED	4	Frans Maas	7.96	1993
1	Sergey Bubka (UKR)	5.85	1987	NGR	2	Paul Emordi	8.01	1987	
1	Rodion Gataullin (RUS)	5.85	1989	NZL	13	John Hunt	7.14	1985	
1	Sergey Bubka (UKR)	6.00	1991	OMA	23q	Ahmed Al-Moamari	7.51	1995	
USA	1	Lawrence Johnson	5.95	2001	PAN	2	Irving Saladino	8.29	2006
1	Brad Walker	5.80	2006	PER	15q	Luis Tristán	7.35	2006	
UZB	14q	Leonid Andreyev	5.45	2008	POL	6	Adrian Strzalkowski	7.96	2014
					POR	3	Carlos Calado	8.16	2001
					ROU	4	Bogdan Tarus	8.26	2004
					RSA	1	Khotso Mokoena	8.08	2008
					RUS	2	Kiril Sosunov	8.41	1997
					SEN	5	Ndiss Kaba Badji	7.97	2012
					SLO	4	Gregor Cankar	8.28	1999
					SWE	2	Mattias Sunneborn	8.20	1995
					SWZ	23q	Sizwe Mduli	7.07	1991
					SYR	14	Wanis Barsomian	6.83	1985
					TCH	1	Jan Leitner (CZE)	7.96	1985
					THA	13q	Supanara Sukhasvasti	7.43	2012
					TKM	20q	Vladimir Malayivin	7.63	1995
					TPE	8	Nai Hui-Fang	7.70	1993
					TUR	14q	Alper Kulaksiz	7.42	2012
					UKR	5	Vladimir Zyuskov	8.00	2003
					5	Vladimir Zyuskov	8.23	2004	
					URS	4	Robert Emmiyan (ARM)	8.00	1987
					USA	1	Larry Myricks	8.23	1987
					1	Larry Myricks	8.37	1989	
					1	Dwight Phillips	8.29	2003	
					1	Savanté Stringfellow	8.40	2004	
					UZB	11	Konstantin Sarnatskiy	7.67	1995

Long Jump

AHO	34q	Ellsworth Manuel	6.94	1997
ALG	8	Issam Nima	7.84	2006
AND	35q	Esteve Martin	6.85	1997
ANG	dns/q	António dos Santos	-	1991
ANT	14	Lester Benjamin	7.48	1987
ARM	10	Robert Emmiyan	7.74	1995
AUS	1	Fabrice Lapierre	8.17	2010
BEL	7	Erik Nys	7.88	1995
BEN	30q	Billiaminou Aiao	6.32	1995
BER	10q	Tyrone Smith	7.80	2012
BLR	9	Aleksandr Glavatskiy	7.98	1997
BOT	4	Gable Garenamotse	7.93	2008
BRA	1	Mauro da Silva	8.23	2012
1	Mauro da Silva	8.28	2014	
BUL	5	Nikolay Atanasov	7.90	2008
BUR	=25q	Frack Zio	7.49	1997
CAN	13q	Bruny Surin	7.57	1989
CAY	2	Kareem Streete-Thompson	8.16	2001
CGO	33q	Josue Mbon	6.98	1997

COUNTRY	POSITION	NAME	MARK	YEAR	COUNTRY	POSITION	NAME	MARK	YEAR
VIN	nm	Orde Ballantyne	-	1987	(USA)	1	Walter Davis	17.73	2006
YUG	nm/q	Andreja Marinković (SRB)	-	1995		1	Will Claye	17.70	2012
ZIM	13q	Ngonidzashe Makusha	7.85	2014	YUG	12	Đorđe Kožul (CRO)	15.59	1987
					ZIM	nm/final	Ndabe Mdhlongwa	-	1997
Triple Jump					Shot Put				
ANG	19q	Antônio dos Santos	15.49	1991	ARG	6	Germán Lauro	20.38	2012
ARM	6	Armen Martirosyan	16.83	1999		6	Germán Lauro	20.50	2014
AUS	3	Andrew Murphy	17.20	2001	AUS	5	Justin Anlezark	20.65	2003
AUT	11	Alfred Stummer	15.93	1989	AUT	2	Klaus Bodenmüller	20.42	1991
AZE	16q	Aleksey Fatyanov	16.29	1995	BIH	8q	Hamza Alić	20.00	2008
BAH	3	Frank Rutherford	17.02	1987	BLR	5	Pavel Lyzhin	20.67	2010
BEL	8	Didier Falise	16.53	1987	BRN	11	Ali Mohamed Al-Saad	15.02	1985
BER	1	Brian Wellman	17.72	1995	BUL	5	Georgi Ivanov	21.02	2014
BLR	4	Dmitriy Valyukevich	17.22	2004	CAN	3	Dylan Armstrong	21.39	2010
BRA	2	Jadel Gregório	17.43	2004	CGO	18q	Frank Elemba Owaka	17.74	2014
	2	Jadel Gregório	17.56	2006	CHI	6	Gert Weil	19.91	1989
BUL	1	Khristo Markov	17.22	1985		6	Gert Weil	19.56	1991
BUR	20q	Olivier Sanou	16.09	2004	CHN	14q	Zhang Qi	18.96	2006
CAN	nm/final	Edrick Floréal	-	1995	CUB	10	Paul Ruiz	18.80	1989
CAY	18q	Edward Manderson	14.39	1987	CZE	6	Miroslav Menc	20.08	2001
CHN	4	Zou Sixin	16.78	1991	DEN	2	Joachim B. Olsen	21.16	2006
CUB	1	Yoel Garcia	17.30	1997	EGY	12	Ahmed Mohamed Achour	17.87	1987
CYP	15q	Marios Hatziandreou	15.72	1987	ESP	1	Manuel Martínez	21.24	2003
	15q	Marios Hatziandreou	15.97	1991	FIN	1	Mika Halvari	20.74	1995
DEN	18q	Anders Moller	16.25	2006	GBR	7	Carl Myerscough	20.47	2004
DMA	9	Jérôme Romain	16.52	1997	GER	1	Ulf Timmermann (GDR)	22.24	1987
ECU	17q	José Quiñalza	14.77	1987		1	Ulf Timmermann (GDR)	21.75	1989
EGY	8	Hassan Ahmed Badra	15.77	1985	GRE	11	Dimitrios Koutsoukis	18.01	1987
ESA	19q	Mauricio Carranza	13.74	1987	HUN	9q	Zsolt Biber	20.24	2004
ESP	10q	Andrés Capellán	16.67	2008	IND	dns/q	Om Prakash Singh	-	2014
FRA	1	Pierre Camara	17.59	1993	IRI	16q	Amin Nikifar	18.97	2012
	1	Teddy Tamgho	17.90	2010	ISL	4	Pétur Gudmundsson	19.81	1991
GBR	1	Phillips Idowu	17.75	2008	ISR	16	Igor Avrunin	17.54	1991
GER	1	Charles Friedek	17.18	1999	ITA	5	Paolo Dal Soglio	19.74	1993
GRE	8	Dimitrios Tsiáimis	16.94	2006		5	Paolo Dal Soglio	20.17	2001
GRN	9q	Randy Lewis	16.77	2008	JAM	5	Dorian Scott	20.29	2008
HAI	10q	Samyr Laine	16.13	2014	JPN	10	Yuji Okano	16.72	1999
HUN	3	Zsolt Czinger	16.98	1999	KAZ	16	Sergey Rubtsov	18.08	1995
ISR	6	Rogel Nachum	16.81	1997	KSA	17q	Sultan Al-Hebsi	18.67	2010
ITA	1	Paolo Camossi	17.32	2001	KUW	12	Abdullah Mohamed Srouf	13.73	1985
JPN	8	Takanori Sugibayashi	15.97	1999	LAT	12q	Māris Urtāns	19.97	2010
KAZ	9q	Roman Valiyev	16.22	2014	LTU	13	Saulius Kleiza	18.41	1995
KOR	21q	Kim Deok-Hyeon	15.99	2006	MDA	18q	Ion Emilianov	18.16	2008
KSA	19q	Salem Mouled Al-Ahmadi	16.30	1997	NED	4	Rutger Smith	20.78	2008
LAT	2	Māris Bružiks	17.36	1993	NGR	17q	Stephen Mozia	18.91	2014
LTU	13q	Audrius Raizgys	16.33	1993	NOR	3	Georg Andersen	20.98	1989
MAD	7	Toussaint Rabenala	16.74	1993	NZL	3	Tomas Walsh	21.26	2014
MDA	9	Vladimir Letnicov	16.20	2003	PAR	dnf/q	Jorge Vazquez	-	1997
NGR	6	Joseph Taiwo	16.65	1987	POL	3	Tomasz Majewski	20.93	2008
NOR	7	Sigurd Njerve	16.81	1997		3	Tomasz Majewski	21.72	2012
PER	20q	Ricardo Valiente	14.71	1991	POR	10q	Marco Fortes	19.83	2012
POL	5	Karol Hoffmann	16.89	2014	QAT	13q	Khalid Habash Al-Suwaidi	19.82	2004
POR	3	Nelson Évora	17.27	2008	ROU	4	Gheorghe Gușet	20.60	2006
PUR	11q	Allen Simms	16.82	2006	RSA	7	Orazio Cremona	20.49	2014
ROU	4	Marian Oprea	17.34	2006	RUS	3	Pavel Sofin	20.68	2006
	4	Marian Oprea	17.21	2014	SAM	22q	Emanuele Fuamatu	18.60	2012
RUS	1	Lyukman Adams	17.37	2014	SLO	10q	Miran Vodovnik	19.94	2008
SEY	22q	Paul Nioze	15.78	1995	SRB	10q	Asmir Kolašinac	20.10	2010
SVK	5	Dmitrij Valukevič	17.14	2008	SUI	1	Werner Günthör	21.17	1991
SWE	1	Christian Olsson	17.70	2003	SVK	7	Milan Haborák	20.05	2001
	1	Christian Olsson	17.83	2004		7	Milan Haborák	20.21	2003
TCH	5	Ján Cado (CZE)	16.71	1985	SWE	14q	Kent Larsson	18.05	1993
	5	Milan Mikuláš (CZE)	16.84	1989	TCH	1	Remigius Machura (CZE)	21.22	1985
TTO	19q	Chris Hercules	16.25	2006	TPE	20q	Chang Ming-Huang	17.73	2008
UKR	6	Mykola Savolaynen	16.95	2004	TUR	23q	Hüseyin Atıcı	18.42	2012
URS	1	Igor Lapshin (BLR)	17.31	1991	UKR	1	Yuriy Belonog	21.02	1997
USA	1	Mike Conley	17.54	1987		1	Aleksandr Bagach	21.41	1999
	1	Mike Conley	17.65	1989					

COUNTRY	POSITION	NAME	MARK	YEAR	COUNTRY	POSITION	TEAM	MARK	YEAR
URS	3	Sergey Smirnov (RUS)	20.67	1987	POR	dq	José Urbano	-	1989
USA	1	Mike Stulce	21.27	1993	ROU	7	Costica Balan	19:12.73	1993
	1	John Godina	20.82	2001	RUS	1	Mikhail Shchennikov	18:32.10	1993
	1	Christian Cantwell	21.49	2004	SVK	dq/h1	Roman Mrázek	-	1993
	1	Reese Hoffa	22.11	2006		dq/h2	Miroslav Boško	-	1993
	1	Christian Cantwell	21.77	2008	SWE	5	Jan Staaf	20:00.95	1985
	1	Christian Cantwell	21.83	2010	TCH	2	Jozef Pribilinec (SVK)	18:27.80	1987
	1	Ryan Whiting	22.00	2012		2	Roman Mrázek (SVK)	18:28.90	1989
	1	Ryan Whiting	22.05	2014	URS	1	Mikhail Shchennikov (RUS)	18:27.79	1987
YUG	3	Dragan Perić (SRB)	20.36	1995		1	Mikhail Shchennikov (RUS)	18:27.10	1989
						1	Mikhail Shchennikov (RUS)	18:23.55	1991
					USA	6	Jim Heiring	20:11.69	1985

Heptathlon

BEL	3	Thomas Van der Plaetsen	6259	2014
BLR	2	Andrey Kravchenko	6234	2008
	2	Andrey Kravchenko	6303	2014
CAN	2	Mike Smith	6279	1993
CUB	7	Leonel Suárez	5764	2010
	7	Yordani García	5704	2012
CZE	1	Robert Změlík	6228	1997
	1	Roman Šebrle	6420	2001
	1	Roman Šebrle	6438	2004
ESP	6	Antonio Peñalver	5939	1995
EST	2	Erki Nool	6213	1997
	2	Erki Nool	6374	1999
FIN	dnf	Petri Keskitalo	-	1995
FRA	1	Christian Plaziat	6246	1995
GBR	5	Alex Kruger	5978	1995
GER	1	André Niklaus	6192	2006
HUN	5	Dezső Szabó	5790	1993
ISL	2	Jón Arnar Magnússon	6233	2001
KAZ	3	Dmitriy Karpov	6131	2008
NED	4	Eelco Sintnicolaas	6198	2014
POL	1	Sebastian Chmara	6386	1999
POR	7	Mario Aníbal	5867	2001
RUS	2	Lev Lobodin	6297	2003
SLO	8	Ranko Leskovar	5612	2004
SWE	3	Henrik Dagård	6142	1995
UKR	2	Aleksey Kasyanov	6071	2012
USA	1	Dan O'Brien	6476	1993
	1	Tom Pappas	6361	2003
	1	Bryan Clay	6371	2008
	1	Bryan Clay	6204	2010
	1	Ashton Eaton	6645	2012
	1	Ashton Eaton	6632	2014

3000 Metres Walk

AUS	3	Dave Smith	19:16.04	1985
AZE	5h2	Sergey Shieldkret	19:45.56	1993
BLR	dq/final	Frants Kostyukevich	-	1993
BRA	dq/final	Sergio Galdino	-	1993
BUL	dq/h1	Lyubomir Ivanov	-	1991
CAN	4	Tim Berrett	18:53.02	1993
ECU	10	Jefferson Pérez	20:20.05	1991
ESP	4	Miguel Angel Prieto	18:53.83	1991
FRA	1	Gérard Lelièvre	19:06.20	1985
GBR	dq/h1	Andi Drake	-	1991
GER	5	Ronald Weigel	19:02.73	1993
GRE	16	Hristos Karayéoryios	20:26.54	1987
HUN	4	Sándor Urbank	18:34.77	1989
IRL	8	Jimmy McDonald	19:24.91	1991
ISR	dq/h2	Vladimir Ostrowskiy	-	1991
ITA	2	Maurizio Damilano	19:11.41	1985
	2	Giovanni De Benedictis	18:23.60	1991
JPN	17	Hirofumi Sakai	21:10.01	1987
MAR	dq/h2	Nassir Hasnaoui	-	1991
MEX	3	Ernesto Canto	18:38.71	1987
NOR	8	Erling Andersen	21:07.43	1985
POL	2	Robert Korzeniowski	18:35.91	1993

4 x 400 Metres Relay

AUS	4	Australia	3:08.49	1991
AUT	5	Austria	3:11.47	1997
BAH	5	Bahamas	3:17.57	2004
BEL	2	Belgium	3:06.94	2010
BOT	5h1	Botswana	3:13.21	2012
BRA	5h1	Brazil	3:10.50	1997
CAN	4	Canada	3:07.77	1993
CZE	5h1	Czech Republic	3:09.76	2010
DOM	3	Dominican Republic	3:07.77	2008
ESP	5	Spain	3:10.01	2012
FRA	3	France	3:09.68	1997
GBR	2	Great Britain & NI	3:06.12	2003
	2	Great Britain & NI	3:04.72	2012
	2	Great Britain & NI	3:03.49	2014
GER	1	Germany	3:03.05	1991
GRE	4h2	Greece	3:10.16	2001
HUN	6h2	Hungary	3:12.20	2004
IRL	3	Ireland	3:10.44	2004
ITA	2	Italy	3:09.12	1995
JAM	1	Jamaica	3:04.21	2003
	1	Jamaica	3:05.21	2004
JPN	3	Japan	3:07.30	1993
	3	Japan	3:09.73	1995
KUW	3h1	Kuwait	3:14.14	2001
LBR	5h1	Liberia	3:12.14	2008
MEX	4h2	Mexico	3:11.41	1997
NGR	5	Nigeria	3:16.53	2001
POL	1	Poland	3:04.47	2001
ROU	5h1	Romania	3:13.93	2006
RUS	2	Russia	3:04.82	2001
	2	Russia	3:06.23	2004
SUI	4	Switzerland	3:12.62	2004
SWE	4	Sweden	3:07.32	2006
TTO	2	Trinidad & Tobago	3:07.02	1993
TUR	4h1	Turkey	3:11.28	2012
UKR	6	Ukraine	3:08.79	2014
URS	5	USSR	3:09.20	1991
USA	1	United States	3:04.20	1993
	1	United States	3:07.37	1995
	1	United States	3:04.93	1997
	1	United States	3:02.83	1999
	1	United States	3:03.24	2006
	1	United States	3:06.79	2008
	1	United States	3:03.40	2010
	1	United States	3:03.94	2012
	1	United States	3:02.13	2014
VEN	3h1	Venezuela	3:11.11	2012

Medley Relay

BRA	2	Brazil	3:16.11	1993
CAN	3	Canada	3:16.93	1993
USA	1	United States	3:15.10	1993

WORLD INDOOR ALL-TIME LISTS

Where known, the country of origin of athletes representing the former Czechoslovakia or USSR states is given. Those competing under two or more names are denoted with the symbol "◊" and listed on page 335. As at January 31, 2016

MARK	NAME & COUNTRY	BORN	PLACE & VENUE	DATE	MARK	NAME & COUNTRY	BORN	PLACE & VENUE	DATE
50 Metres									
5.96+	Irina Privalova ◊ RUS	68	1 Madrid	9 Feb 95	7.06A	Barbara Pierre USA	87	2 Albuquerque	26 Feb 12
6.00	Merlene Ottey JAM	60	1 Moskva	4 Feb 94	<i>Doubtful timing</i>				
6.02+	Gail Devers ◊ USA	66	1 Liévin	21 Feb 99	7.04	Natalia Safronnikava BLR	73	1 Minsk	21 Feb 01
6.04+	Chioma Ajunwa NGR	70	1 Liévin	22 Feb 98	7.05	Yekaterina Grigoryeva RUS	74	1h7 Volgograd	24 Feb 95
6.05+	Savatheda Fynes BAH	74	1r2 Liévin	13 Feb 00	<i>Questionable course length</i>				
6.05+	Philomena Mensah CAN	75	2r2 Liévin	13 Feb 00	7.04	Evelyn Ashford USA	57	1 Long Beach	5 Jan 80
6.07A	Gwen Torrence USA	65	1 Reno	9 Feb 96	<i>Doping violations</i>				
6.08+	Christy Opara-Thompson NGR	71	2 Liévin	16 Feb 97	7.03	Inger Miller USA	72	(1s2) Maebashi	7 Mar 99
6.08	Veronica Campbell-Brown ◊ JAM	82	1 New York	28 Jan 12	7.04	Zhanna Block ◊ UKR	72	(1) Birmingham	14 Mar 03
6.09	Zhanna Block ◊ UKR	72	1h1 Moskva	2 Feb 93	200 Metres				
6.11	Marita Koch GDR	57	1r2 Grenoble	2 Feb 80	21.87	Merlene Ottey JAM	60	1r1 Liévin	13 Feb 93
6.11+	Liliana Allen MEX	70	3r2 Liévin	13 Feb 00	22.10	Irina Privalova ◊ RUS	68	1r1 Liévin	19 Feb 95
<i>Doping violation</i>									
6.06	Angella Issajenko ◊ CAN	58	(1) Ottawa	31 Jan 87	22.27	Heike Drechsler ◊ GDR	64	1 Indianapolis	7 Mar 87
60 Metres									
6.92	Irina Privalova ◊ RUS	68	1 Madrid	11 Feb 93	22.33	Gwen Torrence USA	65	1 Atlanta	2 Mar 96
6.92	Privalova ◊		1 Madrid	9 Feb 95	22.38	Veronica Campbell-Brown ◊ JAM	82	1 Birmingham	18 Feb 05
6.93	Privalova ◊		1 Liévin	13 Feb 94	22.39	Marita Koch GDR	57	1 Budapest (SC)	5 Mar 83
6.94	Privalova ◊		1 Liévin	19 Feb 95	22.39	Ionela Tirlea ◊ ROU	76	1 Maebashi	6 Mar 99
6.95	Gail Devers ◊ USA	66	1 Toronto (SD)	12 Mar 93	22.40	Bianca Knight USA	89	1r2 Fayetteville	14 Mar 08
6.95	Privalova ◊		1r2 Wien	6 Feb 94	22.41	Galina Malchugina RUS	62	1 Paris (Bercy)	13 Mar 94
6.95	Privalova ◊		1 Moskva	14 Feb 95	22.43	Svetlana Goncharenko RUS	71	1r2 Liévin	22 Feb 98
6.95	Marion Jones USA	75	1 Maebashi	7 Mar 98	<i>Oversized track</i>				
6.96	Merlene Ottey JAM	60	1 Madrid	14 Feb 92	22.33	Marita Koch GDR	57	1r1 Senftenberg	16 Feb 86
6.96	Katerina Thanou GRE (10/5)	75	1 Maebashi	7 Mar 99	<i>Doping violation</i>				
6.97	Laverne Jones-Ferrette ◊ ISV	81	1 Stuttgart	6 Feb 10	22.18	Michelle Collins USA	71	(1) Birmingham	15 Mar 03
6.98	Shelly-Ann Fraser-Pryce ◊ JAM	86	1 Sopot	9 Mar 14	400 Metres				
6.99	Murielle Ahouré CIV	87	1 Birmingham	16 Feb 13	49.59	Jarmila Kratochvílová TCH/CZE	51	1 Milano	7 Mar 82
7.00	Nelli Cooman ◊ NED	64	1 Madrid	23 Feb 86	49.64	Kratochvílová		1 Wien	28 Jan 81
7.00	Veronica Campbell-Brown ◊ JAM (10)	82	1 Doha	14 Mar 10	49.68	Natalya Nazarova RUS	79	1 Moskva	18 Feb 04
7.01	Savatheda Fynes BAH	74	2s1 Maebashi	7 Mar 99	49.69	Kratochvílová		1 Budapest (SC)	6 Mar 83
7.01	Me'Lisa Barber USA	80	1 Moskva	10 Mar 06	49.76	Tatána Kocembová TCH/CZE	62	1 Wien	2 Feb 84
7.01	Lauryn Williams USA	83	2 Moskva	10 Mar 06	49.97	Kocembová		1 Göteborg	4 Mar 84
7.02	Gwen Torrence USA	65	1 New York	2 Feb 96	49.98	Nazarova		1 Moskva	18 Feb 06
7.02	Christy Opara-Thompson NGR	71	2 Gent	12 Feb 97	50.00	Kratochvílová		1 Wien	10 Feb 83
7.02	Chioma Ajunwa NGR	70	1 Liévin	22 Feb 98	50.01	Sabine Busch GDR	62	2 Wien	2 Feb 84
7.02	Philomena Mensah CAN	75	1h2 Maebashi	7 Mar 99	50.02	Nicola Sanders GBR	82	1 Birmingham	3 Mar 07
7.02A	Carmelita Jeter USA	79	1 Albuquerque	28 Feb 10	<i>(10/5)</i>				
7.02	Tianna Bartoletta ◊ USA	85	1 Fayetteville	11 Feb 12	50.04	Olesya Krasnomovets ◊ RUS	79	2 Moskva	18 Feb 06
7.03	Aneliya Nuneva BUL (20)	62	2s1 Liévin	22 Feb 87	50.15	Olga Zaytseva RUS	84	1r2 Moskva	25 Jan 06
7.04	Marita Koch GDR	57	1 Senftenberg	16 Feb 85	50.21	Vania Stambolova BUL	83	2 Moskva	12 Mar 06
7.04	Silke Möller ◊ GDR	64	1s1 Budapest (SC)	6 Mar 88	50.23	Irina Privalova RUS	68	1 Barcelona	12 Mar 95
7.04	Carlette Guidry ◊ USA	68	2 Atlanta	4 Mar 95	50.28	Petra Schersing ◊ GDR (10)	65	1 Budapest (SC)	6 Mar 88
7.04	Petya Pendareva BUL	71	1s1 Lisboa	11 Mar 01	50.34	Christine Amertil BAH	79	3 Moskva	12 Mar 06
7.04	Mariya Bolikova RUS	77	1 Samara	4 Feb 06	50.37	Natalya Antyukh RUS	81	3 Moskva	18 Feb 06
7.05	Chandra Sturup BAH	71	1 Lisboa	11 Mar 01	50.40	Dagmar Neubauer ◊ GDR	62	3 Wien	2 Feb 84
7.05	Dafne Schippers NED	92	1 Praha (O2)	8 Mar 15	50.41	Svetlana Pospelova RUS	79	1 Madrid	5 Mar 05
7.06	Katrin Krabbe GER	69	1 Dortmund	17 Feb 91	50.42	Olga Kotlyarova RUS	76	1r1 Moskva	27 Jan 01
7.06	Natalya Voronova RUS	65	1h2 Moskva	26 Jan 93	50.45	Grit Breuer GER	72	1 Valencia	1 Jan 98
7.06	Olga Bogoslovskaya RUS (30)	64	1 Lipetsk	26 Feb 94	50.46A	Phyllis Francis USA	92	1r2 Albuquerque	15 Mar 14
7.06	Yuliya Tabakova RUS	80	1 Moskva	17 Feb 04	50.53	Katharine Merry GBR	74	1 Birmingham	18 Feb 01
7.06	Christine Arron FRA	73	1 Aubière	26 Feb 06	50.54	Francena McCorory USA	88	1r2 Fayetteville	13 Mar 10
7.06	Angela Williams USA	80	1 Valencia	7 Mar 08	50.55	Svetlana Usovich BLR (20)	80	2 Madrid	5 Mar 05
					50.55	Antonina Krivoschapka RUS	87	1 Moskva	14 Feb 09

MARK	NAME & COUNTRY	BORN	PLACE & VENUE	DATE	MARK	NAME & COUNTRY	BORN	PLACE & VENUE	DATE
50.56	Ionela Tirlea ◇ ROU	76	2 Valencia	1 Mar 98	2:32.91	Yelena Kanales RUS	76	3r2 Moskva	25 Jan 06
50.64	Diane Dixon USA	64	1 Sevilla	10 Mar 91	2:32.96	Kelly Holmes GBR	70	1 Birmingham	20 Feb 04
50.71A	Sanya Richards-Ross ◇ USA	85	1 Albuquerque	26 Feb 12	2:33.93	Inna Yevsyeva EUN/UKR	64	1 Moskva	7 Feb 92
50.73	Charity Opara NGR	72	1r2 Stuttgart	1 Feb 98	2:34.19	Jen Toomey USA	71	2 Birmingham	20 Feb 04
50.79	Jessica Beard USA	89	1r2 College Station	12 Mar 11	2:34.30	Anna Alminova RUS	85	1r2 Moskva	1 Feb 09
50.80	Natasha Hastings USA	86	1r2 Fayetteville	10 Mar 07	2:34.56	Mariya Savinova RUS	85	2r2 Moskva	1 Feb 09
50.81	Olga Bryzgina ◇ URS/UKR	63	1r1 Moskva	14 Feb 87					
50.83	Jearl Miles Clark ◇ USA	66	1s2 Maebashi	6 Mar 99		<i>Doping violation</i>			
50.84	Helga Arendt FRG	64	1 Karlsruhe	7 Feb 88	2:34.41	Lyubov Kremlyova RUS	62	(1) Erfurt	15 Feb 95
	(30)								

800 Metres

1:55.82	Jolanda Čeplak ◇ SLO	76	1 Wien	3 Mar 02
1:55.85	Stephanie Graf AUT	73	2 Wien	3 Mar 02
1:56.40	Christine Wachtel GDR	65	1 Wien	13 Feb 88
1:56.85	Graf	1	Gent	10 Feb 02
1:56.90	Ludmila Fochmanová CZE	74	1 Maebashi	7 Mar 99
1:57.06	Maria Mutola MOZ	72	1 Liévin	21 Feb 99
1:57.13	Mutola	1	Liévin	18 Feb 96
1:57.17	Mutola	2	Maebashi	7 Mar 99
1:57.18	Čeplak	2	Gent	10 Feb 02
1:57.23	Inna Yevsyeva EUN/UKR	64	1 Moskva	1 Feb 92
	(10/6)			
1:57.47	Natalya Tsyganova RUS	71	3 Maebashi	7 Mar 99
1:57.51	Olga Kotlyarova RUS	76	1 Moskva	18 Feb 06
1:57.53	Larisa Chzhao ◇ RUS	71	1r2 Moskva	23 Jan 05
1:57.67	Sigrun Grau ◇ GDR	65	2 Wien	13 Feb 88
	(10)			
1:58.10	Mariya Savinova RUS	85	1 Torino (OL)	8 Mar 09
1:58.14	Yuliya Rusanova RUS	86	1 Moskva	17 Feb 11
1:58.34	Svetlana Cherkasova RUS	78	1r2 Moskva	4 Feb 06
1:58.37	Helena Fuchsová CZE	65	3 Liévin	25 Feb 01
1:58.4	Olga Vakhrusheva URS/UKR	47	1 Moskva	17 Feb 80
1:58.43	Jennifer Meadows GBR	81	2 Doha	14 Mar 10
1:58.48	Irina Vashentseva RUS	80	2r2 Moskva	23 Jan 05
1:58.53	Yelena Soboleva RUS	82	2r2 Moskva	4 Feb 06
1:58.65	Yevgeniya Zinurova RUS	82	1r4 Moskva	14 Feb 10
1:58.67	Tatyana Petlyuk UKR	82	1 Stuttgart	3 Feb 07
	(20)			
1:58.71	Nicole Teter USA	73	1 New York (Armory)	2 Mar 02
1:58.73	Yelena Afanasyeva RUS	67	1 Moskva	17 Feb 01
1:58.83	Pamela Jelimo KEN	89	1 Istanbul	11 Mar 12
1:58.84	Natalya Ignatova ◇ RUS	81	1 Moskva	9 Feb 08
1:58.9+	Mary Staney ◇ USA	58	1 San Diego	22 Feb 80
1:58.92	Suzy Favor Hamilton USA	68	1 Boston (Roxbury)	7 Feb 99
1:58.94	Olga Kuznetsova RUS	67	2 Moskva	17 Feb 01
1:59.00	Doina Melinte ◇ ROU	56	1 Budapest (SC)	8 Feb 87
1:59.01	Malika Akkaoui MAR	87	1 Liévin	14 Feb 12
1:59.09	Jearl Miles Clark USA	66	1 New York (Armory)	25 Feb 02
	(30)			

Oversized track

1:58.33	Jarmila Kratochvílová TCH/CZE	51	1 Jablonec	12 Feb 83
1:58.4	Martina Steuk ◇ GDR	59	1 Senftenberg	14 Feb 82

Disallowed for running inside curb

1:56.36	Maria Mutola MOZ	72	1 Liévin	22 Feb 98
---------	------------------	----	----------	-----------

Doping violation

1:56.49	Yelena Soboleva RUS	82	(1) Moskva	9 Feb 08
---------	---------------------	----	------------	----------

1000 Metres

2:30.94	Maria Mutola MOZ	72	1 Stockholm	25 Feb 99
2:32.16	Yuliya Fomenko ◇ RUS	79	1r2 Moskva	25 Jan 06
2:32.21	Oksana Zbrozhek RUS	78	1r2 Moskva	28 Jan 07
2:32.40	Yelena Soboleva RUS	82	2r2 Moskva	25 Jan 06

1500 Metres

3:55.17	Genzebe Dibaba ETH	91	1 Karlsruhe	1 Feb 14
3:57.91	Abeba Aregawi SWE	90	1 Stockholm	6 Feb 14
3:58.28	Yelena Soboleva RUS	82	1 Moskva	18 Feb 06
3:58.40	Aregawi	1	Stockholm	21 Feb 13
3:59.75	Gelete Burka ETH	86	1 Valencia	9 Mar 08
3:59.79	Maryam Jamal BRN	84	2 Valencia	9 Mar 08
3:59.98	Regina Jacobs USA	63	1 Boston (Roxbury)	1 Feb 03
4:00.13	Dibaba	91	1 Karlsruhe	12 Feb 12
4:00.27+	Doina Melinte ◇ ROU	56	1 East Rutherford	9 Feb 90
4:00.46	Sifan Hassan NED	93	1 Stockholm	19 Feb 15
	(10/8)			
4:00.72	Natalya Gorelova RUS	73	1r4 Moskva	27 Feb 03
4:00.8	Mary Staney ◇ USA	58	1 New York	8 Feb 80
	(10)			
4:01.26	Yuliya Fomenko ◇ RUS	79	2 Moskva	18 Feb 06
4:01.27+	Paula Ivan ◇ ROU	63	1 East Rutherford	10 Feb 89
4:01.77	Nuria Fernández ESP	76	1 Valencia	14 Feb 09
4:01.90	Kutre Dulecha ETH	78	1 Karlsruhe	15 Feb 04
4:02.23	Anna Alminova RUS	85	1 Piréas	25 Feb 09
4:02.3	Lyudmila Rogachova URS/RUS	66	1 Moskva	14 Feb 90
4:02.58	Yekaterina Rozenberg RUS	80	2r4 Moskva	27 Feb 03
4:02.66	Kelly Holmes GBR	70	2 Birmingham	16 Mar 03
4:02.92	Axumawit Embaye ETH	94	2 Karlsruhe	31 Jan 15
4:03.0	Natalia Mărășescu ◇ ROU	52	1 Budapest (OH)	10 Feb 79
	(20)			
4:03.09	Elena Antoci ◇ ROU	75	1 Madrid	5 Mar 05
4:03.23	Gabriela Szabo ROU	75	1 Maebashi	6 Mar 99
4:03.28	Kalkidan Gezahegne ETH	91	1 Stockholm	10 Feb 10
4:03.33	Liliana Popescu ◇ ROU	82	1 București	15 Feb 08
4:03.46	Fița Lovin ◇ ROU	51	2 Piréas	3 Mar 85
4:03.53	Violeta Szekely ◇ ROU	65	2 Maebashi	6 Mar 99
4:03.53	Yelena Kanales RUS	76	3 Moskva	18 Feb 06
4:03.58	Lidia Chojecka ◇ POL	77	1 Birmingham	21 Feb 03
4:03.64	Brigitte Kraus FRG	56	3 Piréas	3 Mar 85
4:03.67	Mariam Alaoui Selsouli MAR	84	1 Liévin	14 Feb 12
	(30)			

Unofficially timed en route to longer distance (oversized track)

4:00.2+	Mary Staney ◇ USA	58	1 Houston	16 Feb 80
---------	-------------------	----	-----------	-----------

Doping violation

3:57.71	Yelena Soboleva RUS	82	(1) Valencia	9 Mar 08
3:58.05	Soboleva	(1r3) Moskva	10 Feb 08	
3:59.41	Yuliya Fomenko ◇ RUS	79	(2) Valencia	9 Mar 08
4:00.21	Fomenko	(2r3) Moskva	10 Feb 08	

One Mile

4:17.14	Doina Melinte ◇ ROU	56	1 East Rutherford	9 Feb 90
4:18.99	Paula Ivan ◇ ROU	63	1 East Rutherford	10 Feb 89
4:20.5	Mary Staney ◇ USA	58	1 San Diego	19 Feb 82
4:21.79	Regina Jacobs USA	63	1 New York (Armory)	8 Jan 00
4:22.66	Shannon Rowbury USA	84	1 Winston-Salem	31 Jan 15
4:23.00	Carla Sacramento POR	71	1 Liévin	24 Feb 02
4:23.19	Gabriela Szabo ROU	75	1 Stuttgart	4 Feb 01
4:23.33	Kutre Dulecha ETH	78	2 Stuttgart	4 Feb 01

MARK	NAME & COUNTRY	BORN	PLACE & VENUE	DATE	MARK	NAME & COUNTRY	BORN	PLACE & VENUE	DATE
4:23.49	Olga Komyagina RUS	74	1 Moskva	27 Jan 08	50 Metres Hurdles				
4:23.50	Axumawit Embaye ETH	94	1 Birmingham	21 Feb 15	6.58	Cornelia Oschkenat \diamond GDR	61	1s2 Berlin (DH)	20 Feb 88
<i>Oversized track</i>					6.65	Gloria Siebert \diamond GDR	64	2 Berlin (DH)	20 Feb 88
4:17.55	Mary Slaney \diamond USA	58	1 Houston	16 Feb 80	6.65	Ludmila Engquist \diamond RUS	64	1 Grenoble	7 Feb 93
<i>Doping violation</i>					6.67A	Jackie Joyner-Kersey \diamond USA	62	1 Reno	10 Feb 95
4:20.21	Yelena Soboleva RUS	82	(1) Moskva	27 Jan 08	6.67+	Michelle Freeman JAM	69	1 Liévin	13 Feb 00
3000 Metres					6.67+	Susanna Kallur SWE	81	1 Stockholm	21 Feb 08
8:16.60	Genzebe Dibaba ETH	91	1 Stockholm	6 Feb 14	6.70	Olga Shishigina KAZ	68	1 Budapest (SC)	5 Feb 99
8:23.72	Meseret Defar ETH	83	1 Stuttgart	3 Feb 07	6.70	Brigita Bukovec SLO	70	2 Budapest (SC)	5 Feb 99
8:23.74	Meselech Melkamu ETH	85	2 Stuttgart	3 Feb 07	6.73	Julie Baumann \diamond SUI	64	2 Grenoble	7 Feb 93
8:24.46	Defar	1	Stuttgart	6 Feb 10	6.73	Yuliya Gaudyn \diamond RUS	70	1 Moskva	27 Jan 95
8:24.85	Dibaba	1+	Birmingham	15 Feb 14	60 Metres Hurdles				
8:25.27	Sentayehu Ejigu ETH	85	2 Stuttgart	6 Feb 10	7.68	Susanna Kallur SWE	81	1 Karlsruhe	10 Feb 08
8:26.95	Dibaba	1	Stockholm	21 Feb 13	7.69	Ludmila Engquist \diamond URS	64	1 Chelyabinsk	4 Feb 90
8:26.99	Defar	1	Stuttgart	7 Feb 09	7.70	Engquist \diamond	1	Madrid	11 Feb 93
8:27.86	Liliya Shobukhova RUS	77	1 Moskva	17 Feb 06	7.71	Engquist \diamond	s	Chelyabinsk	4 Feb 90
8:27.93	Defar	1	Stuttgart	2 Feb 08	7.72	Kallur	1	Stuttgart	2 Feb 08
<i>(10/5)</i>					7.72	Lolo Jones USA	82	1 Doha	13 Mar 10
8:28.49	Anna Alminova RUS	85	2 Stuttgart	7 Feb 09	7.73	Cornelia Oschkenat \diamond GDR	61	1r2 Wien	25 Feb 89
8:29.00	Olesya Syreva RUS	83	2 Moskva	17 Feb 06	7.73	Sally Pearson \diamond AUS	86	1 Istanbul	10 Mar 12
8:29.15	Berhane Adere ETH	73	1 Stuttgart	3 Feb 02	7.74	Yordanka Donkova BUL	61	1 Sofiya	14 Feb 87
8:29.99	Hellen Obiri KEN	89	2 Stockholm	6 Feb 14	7.74	Engquist \diamond	1	Glasgow (KH)	4 Mar 90
8:30.53	Vivian Cheruiyot KEN	83	1 Birmingham	21 Feb 09	7.74	Michelle Freeman JAM	69	1 Madrid	3 Feb 98
<i>(10)</i>					7.74	Gail Devers \diamond USA	66	1h1 Boston (Roxbury)	1 Mar 03
8:31.50	Joanne Pavey \diamond GBR	73	3 Stuttgart	3 Feb 07	7.74	Kallur	1r2	Stockholm	21 Feb 08
8:31.94	Gelete Burka ETH	86	1 Birmingham	16 Feb 08	<i>(13/8)</i>				
8:32.88	Gabriela Szabo ROU	75	1 Birmingham	18 Feb 01	7.75	Bettine Jahn \diamond GDR	58	1 Budapest (SC)	5 Mar 83
8:33.25	Shalane Flanagan USA	81	2 Boston (Roxbury)	27 Jan 07	7.75	Perdita Felicien CAN	80	1 Budapest (SA)	7 Mar 04
8:33.37	Tirunesh Dibaba ETH	85	1 Boston (Roxbury)	26 Jan 08	7.76	Gloria Siebert \diamond GDR	64	1 Sindelfingen	5 Feb 88
8:33.82	Ely van Hulst NED	59	1 Budapest (SC)	4 Mar 89	7.77	Zofia Bielczyk \diamond POL	58	1 Sindelfingen	1 Mar 80
8:34.80	Liz McColgan \diamond GBR	64	2 Budapest (SC)	4 Mar 89	7.78	Brigita Bukovec SLO	70	1 Stuttgart	7 Feb 99
8:35.67	Olga Komyagina RUS	74	3 Moskva	17 Feb 06	7.78	Brianna Rollins USA	91	1 Clemson	11 Jan 13
8:35.86	Mariem Alaoui Selsouli MAR	84	2 Valencia	9 Feb 08	7.79A	Kellie Wells USA	82	1h2 Albuquerque	27 Feb 11
8:36.59	Ejegayehu Dibaba ETH	82	2 Boston (Roxbury)	26 Jan 08	7.80	Carolyn Nytra GER	85	1 Paris (Bercy)	4 Mar 11
<i>(20)</i>					7.80	Tiffany Porter \diamond GBR	87	2 Paris (Bercy)	4 Mar 11
8:36.79	Carla Sacramento POR	71	2 Birmingham	17 Feb 02	7.80A	Nia Ali USA	88	1 Albuquerque	23 Feb 14
8:37.47	Kalkidan Gezahegne ETH	91	2 Birmingham	19 Feb 11	7.81	Jackie Joyner-Kersey \diamond USA	62	1 Fairfax	5 Feb 89
8:37.48	Olga Yegorova RUS	72	1 Lisboa	10 Mar 01	7.82	Yelizaveta Chernyshova URS/RUS	58	1 Budapest (SC)	5 Mar 89
8:38.14	Kim Smith NZL	81	3 Boston (Roxbury)	27 Jan 07	7.82	Monique Turrett \diamond FRA	67	1 Paris (Bercy)	23 Feb 91
8:38.21	Lidia Chojecka \diamond POL	77	4 Stuttgart	3 Feb 07	7.82	Glory Alozie NGR	77	1h1 Madrid	16 Feb 99
8:38.43	Zahra Ouaziz MAR	69	2 Maebashi	7 Mar 99	7.82	Olga Shishigina KAZ	68	1 Liévin	21 Feb 99
8:39.14	Regina Jacobs USA	63	3 Maebashi	7 Mar 99	7.82	Linda Khodadin \diamond FRA	76	3 Budapest (SA)	7 Mar 04
8:39.27	Zhor El Kamch MAR	73	2 Stuttgart	2 Feb 03	7.82	Priscilla Lopes-Schliep \diamond CAN	82	1 Stuttgart	6 Feb 10
8:39.49	Fernanda Ribeiro POR	69	1 Stockholm	9 Mar 96	7.82A	Janay DeLoach Soukup USA	85	2 Albuquerque	23 Feb 14
8:39.70	Mercy Njoroge KEN	86	3 Birmingham	19 Feb 11	7.83	Melissa Morrison USA	71	2 Liévin	22 Feb 98
<i>(30)</i>					7.83	Joanna Hayes USA	76	2s1 Budapest (SA)	7 Mar 04
5000 Metres					7.83	Lacena Golding-Clarke JAM	75	1 Leipzig	12 Feb 06
14:18.86	Genzebe Dibaba ETH	91	1 Stockholm	19 Feb 15	7.83	Christina Vukićević NOR	87	3 Paris (Bercy)	4 Mar 11
14:24.37	Meseret Defar ETH	83	1 Stockholm	18 Feb 09	<i>(30)</i>				
14:27.42	Tirunesh Dibaba ETH	85	1 Boston (Roxbury)	27 Jan 07	7.83	Sharika Nelvis USA	90	1 Malmo	25 Feb 15
14:39.29	Berhane Adere ETH	73	1 Stuttgart	31 Jan 04	7.83	Keni Harrison USA	92	1 Lexington	23 Jan 16
14:39.89	Kim Smith NZL	81	1 New York (Armory)	27 Feb 09	<i>Timing not confirmed as fully automatic</i>				
14:46.80	Sentayehu Ejigu ETH	85	2 Stockholm	10 Feb 10	7.82	Natalya Lebedeva \diamond URS/RUS	49	1 Bryansk	24 Feb 80
14:47.35	Gabriela Szabo ROU	75	1 Dortmund	13 Feb 99	<i>Rolling start</i>				
14:47.62	Shalane Flanagan USA	81	2 Boston (Roxbury)	7 Feb 09	7.82	Kim Carson USA	74	1 Madrid	16 Feb 00
14:49.36	Gete Wami ETH	74	1 Dortmund	11 Feb 01	<i>Doping violation</i>				
14:51.69	Tegla Loroupe KEN	73	2 Dortmund	13 Feb 99	7.63	Ludmila Engquist RUS	64	(1) Sevilla	4 Mar 93
<i>Doping violation</i>					7.66	Engquist	(1)	Sevilla	4 Mar 93
14:46.44	Alemitu Bekele TUR	77	(2) Stockholm	10 Feb 10	7.68	Engquist	(1)	San Sebastián	2 Mar 93
					7.69	Engquist	(1)	Liévin	13 Feb 93
					7.73	Engquist	(1)	San Sebastián	2 Mar 93

MARK	NAME & COUNTRY	BORN	PLACE & VENUE	DATE	MARK	NAME & COUNTRY	BORN	PLACE & VENUE	DATE
7.74	Engquist	(1)	Liévin	13 Feb 93	4.91	Isinbaeva	1	Donetsk	12 Feb 06
7.78	Olga Shishigina KAZ	68	(1) Liévin	18 Feb 96	4.91	Suhr	1	Raymond	16 Jan 16
7.84	Damu Cherry USA	77	(1) Boston (Roxbury)	1 Mar 03	4.90	Isinbaeva	1	Madrid	6 Mar 05
					4.90	Isinbaeva	1	Praha (O2)	26 Feb 09
						(10/2)			
High Jump					4.87	Holly Bleasdale GBR	91	1 Villeurbanne	20 Jan 12
2.08	Kajsa Bergqvist SWE	76	1 Arnstadt	4 Feb 06	4.85	Svetlana Feofanova RUS	80	1 Athina (Peania)	22 Feb 04
2.07	Heike Henkel ◇ GER	64	1 Karlsruhe	8 Feb 92	4.85	Anna Rogowska POL	81	1 Paris (Bercy)	6 Mar 11
2.06	Stefka Kostadinova BUL	65	1 Pireás	20 Feb 88	4.83	Fabiana Murer BRA	81	1 Nevers	7 Feb 15
2.06	Blanka Vlašić CRO	83	1 Arnstadt	6 Feb 10	4.82	Yarisley Silva CUB	87	1 Des Moines (Jordan)	24 Apr 13
2.06	Anna Chicherova RUS	82	1 Arnstadt	4 Feb 12	4.81	Stacy Dragila USA	71	2 Budapest (SA)	6 Mar 04
2.05	Kostadinova	1	Indianapolis	8 Mar 87	4.80	Nikolia Kirakopoulou GRE	86	1 Birmingham	21 Feb 15
2.05	Kostadinova	1	Sofiya	1 Feb 92	4.80	Anzhelika Sidorova RUS	91	1 Praha (O2)	8 Mar 15
2.05	Vlašić	1	Banská Bystrica	14 Feb 06		(10)			
2.05	Tia Hellebaut BEL	78	1 Birmingham	3 Mar 07	4.77	Silke Spiegelburg GER	86	1 Leverkusen	15 Jan 12
2.05	Vlašić	1	Weinheim	27 Feb 08	4.77A	Yekaterini Stefanidi GRE	90	1 Flagstaff	20 Feb 15
2.05	Ariane Friedrich GER	84	1 Karlsruhe	15 Feb 09	4.76	Monika Pyrek POL	80	2 Donetsk	12 Feb 06
2.05	Vlašić	2	Karlsruhe	15 Feb 09	4.75	Yuliya Golubchikova RUS	83	1 Athina (Peania)	13 Feb 08
	(12/7)				4.75A	Kylie Hutson USA	87	2 Albuquerque	2 Mar 13
2.04	Alina Astafei GER	69	1 Berlin (Schöneberg)	3 Mar 95	4.75A	Demi Payne USA	91	2 Albuquerque	24 Jan 15
2.04	Yelena Slesarenko ◇ RUS	82	1 Budapest (SA)	7 Mar 04	4.72	Kym Howe AUS	80	1 Donetsk	10 Feb 07
2.04	Antonietta Di Martino ITA	78	1 Banská Bystrica	9 Feb 11	4.72	Jillian Schwartz USA	79	1 Jonesboro (Bell)	15 Jun 08
	(10)				4.71	Tatyana Polnova ◇ RUS	79	1 Liévin	28 Feb 04
2.03	Tamara Bykova URS/RUS	58	1 Budapest (SC)	6 Mar 83	4.71	Anastasiya Savchenko RUS	89	2 Stockholm	21 Feb 13
2.03	Monica Iagăr ◇ ROU	73	1 București	23 Jan 99		(20)			
2.03	Marina Kuptsova RUS	81	1 Wien	2 Mar 02	4.71	Jirina Ptáňniková/Svobodová ◇ CZE	86	1= Dresden	31 Jan 14
2.02	Susanne Beyer ◇ GDR	61	2 Indianapolis	8 Mar 87	4.71	Tina Šutej SLO	88	1 Moskva	2 Feb 14
2.02	Venelina Veneva-Mateeva BUL	74	1 Łódź	2 Feb 02	4.71	Mary Saxer USA	87	1 Albuquerque	23 Feb 14
2.02	Yelena Yelesina RUS	70	1 Moskva	26 Feb 03	4.71	Marion Fiack FRA	92	1 Aubière	10 Jan 15
2.02A	Chaunté Lowe ◇ USA	84	1 Albuquerque	26 Feb 12	4.71A	Sandi Morris USA	92	1 Reno	15 Jan 16
2.02	Kamila Ličwinko ◇ POL	86	1 Toruń	21 Feb 15	4.71	Wilma Murto FIN	98	1 Zweibrücken	31 Jan 16
2.01	Gabriele Günz ◇ GDR	61	2 Stuttgart	31 Jan 88	4.70	Carolín Hingst GER	80	1 Ludwigshafen	14 Jan 07
2.01	Joannet Quintero CUB	72	1 Berlin (Schöneberg)	5 Mar 93	4.70	Vanessa Boslak FRA	82	2 Istanbul	11 Mar 12
	(20)				4.70	Angelica Bengtsson SWE	93	3 Praha (O2)	8 Mar 15
2.01	Tisha Waller USA	70	1 Atlanta	28 Feb 98	4.68	Annika Becker GER	81	2 Dortmund	4 Feb 04
2.01	Ruth Beitia ESP	79	1 Pireás	24 Feb 07		(30)			
2.01	Vita Palamar UKR	77	3 Valencia	9 Mar 08		Long Jump			
2.01	Irina Gordeyeva RUS	86	1 Cottbus	28 Jan 09	7.37	Heike Drechsler ◇ GDR	64	1 Wien	13 Feb 88
2.01	Mariya Kuchina RUS	93	1 Stockholm	6 Feb 14	7.32	Drechsler ◇	1	New York	27 Feb 87
2.00	Coleen Sommer ◇ USA	60	1 Ottawa	13 Feb 82	7.30	Drechsler ◇	1	Budapest (SC)	5 Mar 88
2.00	Emiliya Dragieva ◇ BUL	65	3 Indianapolis	8 Mar 87	7.30	Galina Chistyakova URS/UKR/RUS	62	1 Lipetsk	28 Jan 89
2.00	Lyudmila Avdoyenko URS/UKR	63	1 Volgograd	11 Feb 88	7.29	Drechsler ◇	1	Berlin (DH)	25 Jan 86
2.00	Larisa Kositsyna ◇ URS/RUS	63	2 Volgograd	11 Feb 88	7.25	Chistyakova	1	Chişinău	16 Feb 85
2.00	Inga Babakova UKR	67	3 Toronto (SD)	13 Mar 93	7.24	Drechsler ◇	1	Berlin (DH)	20 Feb 88
	(30)				7.24	Chistyakova	2	Budapest (SC)	5 Mar 88
2.00	Yelena Gulyayeva ◇ RUS	67	1 Moskva	27 Jan 94	7.23	Chistyakova	1	Volgograd	10 Feb 88
2.00	Britta Bilač ◇ SLO	68	1 Frankfurt	9 Feb 94	7.23	Brittney Reese USA	86	1 Istanbul	11 Mar 12
2.00	Tatyana Motkova RUS	68	1 Banská Bystrica	8 Feb 95		(10/3)			
2.00	Hanne Haugland NOR	67	1 Spala	17 Feb 95	7.20	Larisa Berezhnaya URS/UKR	61	1 Gomel	4 Feb 89
2.00	Yuliya Lyakhova RUS	77	1 Wuppertal	5 Feb 99	7.17	Yelena Khloptanova ◇ URS/KAZ/UKR	63	2 Chişinău	16 Feb 85
2.00	Viktoriya Seryogina RUS	73	1 Athina (Néo Iraklio)	5 Feb 03	7.13	Jackie Joyner-Kersey ◇ USA	62	1 Atlanta	5 Mar 94
2.00	Svetlana Lapina RUS	78	=3 Moskva	26 Feb 03	7.09	Helga Radtke GDR	62	1 Berlin (DH)	24 Feb 85
2.00	Daniela Rath GER	77	1 Wuppertal	23 Jan 04	7.09	Inessa Kravets EUN/UKR	66	1 Moskva	1 Feb 92
2.00	Yekaterina Savchenko ◇ RUS	77	1 București	17 Feb 08	7.05	Iolanda Chen URS/RUS	61	2 Gomel	4 Feb 89
2.00	Viktoriya Klyugina ◇ RUS	80	2 Arnstadt	7 Feb 09	7.03	Dawn Burrell ◇ USA	73	1 Lisboa	10 Mar 01
	(40)					(10)			
2.00	Svetlana Shkolina RUS	86	2 Arnstadt	6 Feb 10	7.01	Nijolė Medvedeva ◇ URS/LTU	60	1 Kaunas	26 Jan 87
2.00	Meike Kröger GER	86	2 Karlsruhe	28 Feb 10	7.01	Yelena Belevskaya ◇ URS/BLR	63	2 Moskva	14 Feb 87
2.00	Alessia Trost ITA	93	1 Třinec	29 Jan 13	7.01	Tatyana Kotova RUS	76	1 Omsk	17 Jan 02
					7.01	Darya Klshina RUS	91	1 Göteborg	2 Mar 13
					7.00	Lyudmila Galkina RUS	72	1 Moskva	16 Feb 01
					7.00	Naide Gomes POR	79	1 Valencia	9 Mar 08
Pole Vault					7.00	Olga Kucherenko RUS	85	1 Krasnodar	20 Jan 13
5.03	Jenn Suhr ◇ USA	82	1 Brockport	30 Jan 16	6.99	Eva Murková TCH/SVK	62	2 Pireás	2 Mar 85
5.02A	Suhr	1	Albuquerque	2 Mar 13	6.99	Mirela Dulgheru ROU	66	1 Bacău	23 Jan 93
5.01	Yelena Isinbaeva RUS	82	1 Stockholm	23 Feb 12	6.99A	Janay DeLoach Soukup ◇ USA	85	1 Albuquerque	27 Feb 11
5.00	Isinbaeva	1	Donetsk	15 Feb 09		(20)			
4.95	Isinbaeva	1	Donetsk	16 Feb 08					
4.93	Isinbaeva	1	Donetsk	10 Feb 07					

MARK	NAME & COUNTRY	BORN	PLACE & VENUE	DATE	MARK	TEAM	PLACE & VENUE	DATE
4805A	Sharon Day-Monroe USA	85	1 Albuquerque	21 Feb 14	4 x 200 Metres Relay			
8.44	1.88 15.59 6.09 2:13.19				1:32.41	Russia	1 Glasgow (KH)	29 Jan 05
4802	Austra Skujytė LTU	79	3 Istanbul	9 Mar 12	1:32.55	Eintracht Hamm FRG	1 Dortmund	20 Feb 88
8.57	1.90 16.26 6.24 2:19.99					Arendt, Knoll, Kluth, Kinzel		
4801	Larisa Turchinskaya ♠ RUS	65	1 Paris (Bercy)	11 Mar 94	1:32.55	LG Olympia Dortmund GER	1/2 Karlsruhe	21 Feb 99
8.55	1.84 15.88 6.50 2:18.85					Möller, G Rockmeier, B Rockmeier, Philipp		
4801	Karin Ruckstuhl NED	80	3 Birmingham	2 Mar 07	1:33.24	United States	1 Glasgow (KH)	12 Feb 94
8.30	1.88 13.83 6.50 2:16.65					Harris, Gaines, Dendy, Collins		
4792	Olga Kurban RUS	87	2 Moskva	7 Feb 12	1:33.83	German Democratic Republic	1 Glasgow (KH)	23 Feb 90
8.45	1.86 14.68 6.34 2:13.44					Möller, Hesselbarth, Sabert, Günther		
4784	Anna Bogdanova RUS	84	1 Penza	4 Feb 09	1:33.96	Great Britain & NI	2 Glasgow (KH)	23 Feb 90
8.30	1.86 13.77 6.54 2:16.63					Dunn, Stoute, Keough, Gunnell		
4780	Sabine Braun GER	65	1 Paris (Bercy)	7 Mar 97	1:34.05	Italy	1 Torino	11 Feb 84
8.11	1.86 14.39 6.40 2:19.74					Miano, Ferrian, E Rossi, Masullo		
	(20)				1:34.47	France	3 Paris (Bercy)	10 Feb 90
4775	Rita Ináncsi HUN	71	2 Paris (Bercy)	11 Mar 94		Girard, Fischer, Cazier, Sidibé		
8.39	1.87 14.47 6.57 2:20.87				1:34.69	Czech Republic	1 Wien	17 Feb 96
4771	Lyudmila Blonska UKR	77	1 Tallinn	16 Feb 08		Benešová, Formanová, Kostavalová, Suchovská		
8.32	1.81 14.30 6.57 2:16.00				1:34.89	Sweden	2 Glasgow (KH)	29 Jan 05
4769	Karolina Tymirńska POL	84	1 Spała	16 Feb 08		S Kallur, Ljunggren, Tornemark, Aruhn		
8.50	1.72 14.69 6.54 2:06.72							
4768	Sabine John ♠ GDR	57	1 Moskva	15 Feb 85				
8.16	1.74 14.76 6.61 2:15.63				4 x 400 Metres Relay			
4768	Brianne Theisen-Eaton ♠ CAN	88	2 Sopot	7 Mar 14	3:23.37	Russia	1 Glasgow (KH)	28 Jan 06
8.13	1.84 13.86 6.13 2:10.07					Gushchina 51.75, Kotlyarova 50.40, Zaytseva 51.03, Krasnomovets 50.19		
4759	Naide Gomes POR	79	1 Budapest (SA)	5 Mar 04	3:23.88	Russia	1 Budapest (SA)	7 Mar 04
8.48	1.88 15.08 6.45 2:21.69					Krasnomovets 51.37, Kotlyarova 50.12, Levina 52.50, Nazarova 49.89		
4753	Liliana Năstase ROU	62	1 Bacău	10 Feb 93	3:24.25	Russia	1 Maebashi	7 Mar 99
8.17	1.75 13.94 6.67 2:14.88					Chebykina 51.68, Goncharenko 50.30, Kotlyarova 50.77, Nazarova 51.50		
4753	DeDee Nathan USA	68	1 Maebashi	5 Mar 99	3:24.83	United States	1 Sopot	9 Mar 14
8.26	1.86 15.10 6.24 2:18.98					Hastings 51.89, Atkins 50.91, McCorory 50.33, Tate 51.70		
4753	Hyleas Fountain USA	81	4 Doha	13 Mar 10	3:24.91	Russia	1 Moskva	12 Mar 06
8.20	1.87 14.06 6.46 2:21.02					Levina 51.63, Nazarova 51.21, Krasnomovets 50.69, Antyukh 51.38		
4748	Hanna Melnychenko UKR	83	2 Sumy	16 Feb 12	3:25.91	Russia	1h1 Moskva	12 Mar 06
8.34	1.84 13.89 6.41 2:14.35					Gushchina 51.62, Veshkurova 52.27, Levina 51.03, Antyukh 50.99		
	(30)				3:26.54	Jamaica	2 Sopot	9 Mar 14
	<i>Oversized track</i>					Hall 52.80, McLaughlin 51.25, Spencer 51.13, McPherson 51.36		
4995	Anke Behmer GDR	61	1 Sentenberg	2 Feb 88	3:26.84	Russia	1 Paris (Bercy)	9 Mar 97
8.21	1.78 14.94 6.80 2:07.72					Chebykina 52.97, Goncharenko 51.28, Kotlyarova 51.45, Alekseyeva 51.14		
4995	Behmer		1 Sentenberg	25 Feb 88	3:26.87	Australia	2 Maebashi	7 Mar 99
8.27	1.83 14.95 6.66 2:08.03					Andrews 52.33, Van Heer 51.45, Lewis 51.32, Freeman 51.77		
4921	Sabine John ♠ GDR	57	1 Sentenberg	26 Jan 84	3:27.22	Germany	1 Sevilla	10 Mar 91
8.03	15.28 1.77 6.65 2:13.0					Seuser 53.3, Schreiter 52.7, Hesselbarth 51.8, Breuer 50.4		
4897	John		1 Sentenberg	15 Feb 86				
8.02	1.80 15.32 6.57 2:15.73				3:27.56	Great Britain & NI	1 Göteborg	3 Mar 13
4853	John		1 Sentenberg	1 Feb 86				
8.04	1.80 15.34 6.47 2:16.30				3:27.66	University of Texas INT	1/3 Fayetteville	15 Mar 03
4814	Sibylle Thiele GDR	65	2 Sentenberg	15 Feb 86		Downer/JAM 52.8, McIntosh 51.7, Robinson 51.5, Richards 51.7		
8.39	1.80 14.91 6.67 2:16.03				3:27.83	Belarus	1 Birmingham	4 Mar 07
4775	Kristine Nitzsche GDR	59	2 Sentenberg	26 Jan 84		Yushchanka 53.16, Khlyustava 52.07, S Usovich 52.01, I Usovich 50.59		
8.52	15.83 1.89 6.27 2:20.4				3:27.95	USSR	2 Sevilla	10 Mar 91
						Shmonina UZB 53.0, Dzhigalova UKR 51.9, Ponomayrova RUS 51.9, Yurchenko UKR 51.2		
					3:28.47	Czech Republic	4 Paris (Bercy)	9 Mar 97
						Kostavalová 53.35, Formanová 52.40, Fuchsová 52.20, Benešová 50.52		
					3:28.71	France	4 Göteborg	3 Mar 13
						Soumaré 53.75, Hurtis 51.82, Anacharsis 51.48, Gayot 51.66		
						(10/5)		
					3:28.95	Poland	4 Moskva	12 Mar 06
						Prokopek 52.37, Bejnar 51.36, Chrust-Rożej 52.99, Pskit 52.23		
					3:29.54	Jamaica	5 Moskva	12 Mar 06
						S Williams 53.26, N Williams 51.42, Thompson 52.18, Beckford 52.68		
					3:30.06	Romania	3 Budapest (SA)	7 Mar 04
						Moroşanu 54.00, Ripanu 52.73, Rus 52.64, Trilea 50.69		
					3:30.43	Ukraine	5 Paris (Bercy)	9 Mar 97
						Movchan 52.70, Yurchenko 52.98, Misiruk 52.66, Moroz 52.09		
					3:31.47	Unified Team	1 Paris (Bercy)	22 Feb 92
						Golesheva RUS, Ruzina RUS, Radeyeva RUS, Shmonina UZB		

MARK	TEAM	PLACE & VENUE	DATE	Latterly	Formerly
3:31.86	Spain Myers, Merino, Ferrer, Lahoz	4 Sevilla	10 Mar 91	(ROU) Natalia Betini Valeria Constantin Monica Dinescu Paula Ivan Fița Lovin Ionela Tîrlea Rodica Mateescu Doina Melinte Liliana Popescu Anioșara Stanciu Claudia Ștef Violeta Szekeley	Andrei/Mărășescu Ionescu Iagăr Ilie Rafira Tîrlea/Manolache Petrescu Besliu Barbulescu Cusmir Iovan Beclea
4 x 800 Metres Relay					
8:06.24	Moskovskaya Region RUS Bulanova 2:02.1, Martynova 2:03.1, Kofanova 2:00.4, Balakshina 2:00.6	1 Moskva	18 Feb 11	RUS Natalya Akhrimenko Anna Biryukova Larisa Chzhao Yuliya Fomenko Olesya Krasnomovets Yuliya Graudyn Yelena Gulyayeva Natalya Ignatova Viktoriya Klyugina Larisa Kuchuyeva Svetlana Moskalets Larisa Peleshenko Tatyana Polnova Irina Privalova Yekaterina Savchenko Anastasiya Shvedova Yelena Slesarenko Larisa Turchinskaya Jolanda Batagelj Britta Bilač Marija Šestak Julie Baumann Ludmila Engquist Zhanna Block Olga Bryzgina Yelena Khlopotnova Tianna Bartoletta Dawn Campbell Janay DeLoach Gail Devers Carlette Guidry Suzy Hamilton Jackie Joyner-Kersey Chaunté Lowe Jearl Miles Clark Sanya Richards Ross Mary Slaney Coleen Sommer Jenn Suhr Mary Vincent	Petrova Derevyankina Popova/Panchick Chizhenko Krasnomovets/Forsheva Filippova Rodina Shiptsyina Slivka Kositsyna Akimova Agapova Zaykova/Köstem Sergeyeva Aleksandrova Ivanova Sivushenko Nikitina Steblovnik/Čeplak Vörös Martinović Rocheleau Leonova/Narozhilenko Tarnopolskaya/Pintusevich Vladykina Stetsura/Kokonova Madison Burrell DeLoach/Soukup Devers/Roberts White Favor Joyner Howard Miles Richards Decker/Tabb Rienstra Stuczynski Sauer
8:25.5	Villanova University USA Procaccio, Grant, DiMuro, Halliday	1 Gainesville	7 Feb 87		
8:26.77	University of Wisconsin INT Coté/CAN, Renk, Sherman, Wickus	1 Indianapolis	13 Mar 93		
8:31.00	Ukraine Mischenko, Shevchenko, Tverдостup, Gladun	2 Linz	31 Jan 08		

★
Women's Name Changes

Here is a list of women from the all-time lists whose name has changed (through marriage) during their competitive career

	Latterly	Formerly
AUS	Sally Pearson Kerry Junna-Saxby (sic)	McLellan Saxby
BLR	Yelena Belevskaya	Mityayeva
BUL	Emiliya Dragieva	Pitkanova
CAN	Angella Issajenko Priscilla Lopes-Schliep Brienne Theisen-Eaton	Taylor Lopes Theisen
CZE	Jiřina Ptáčniková	Ptáčniková/Svobodová
FRA	Linda Khodadin Monique Tourret	Ferga Éwanjé-Épée
GBR	Jessica Ennis-Hill Liz McColgan Joanne Pavey Tiffany Porter	Ennis Lynch Davis Ofili USA
GER	Susanne Beyer Ilona Briesenick Heike Drechsler Marlies Göhr Sigrun Grau Beate Gummelt Gabriele Günz Heike Hartwig Heike Henkel Bettine Jahn Sabine John Ines Krause Silke Möller Ines Müller Dagmar Neubauer Cornelia Oschkenat Margitta Pufe Petra Schersing Gloria Siebert Martina Steuk	Helm Schoknecht/Slupianek Daute Oelsner Ludwigs/Wodars Anders Niebling Dittrich Redetzky Gärtz Möbius/Paetz Schulz Gladisch Reichenbach Rübsam Riefstahl Droese/Ludewig Müller Kovarik/Uibel Kämpfert Jones
ISV	Laverne Jones-Ferrette	Jones
JAM	Veronica Campbell-Brown Lacena Golding-Clarke Shelly-Ann Fraser-Pryce	Campbell Golding Fraser
LTU	Nijolė Medvedyeva	Bluskit
NED	Nelli Fiere	Cooman
NZL	Valerie Adams	Adams/Vili
POL	Zofia Bielczyk Lidia Chojecka Kamila Ličwinko	Filip Chojecka/Okniska Stepaniuk
ROU	Elena Antoci	Buhaianu/Iagăr





NATIONAL INDOOR RECORDS

Records set in 2016 are shown in bold type. Asterisks denote the presence of a footnote relating to the record of the country
As at January 31, 2016

COUNTRY	MARK	NAME	VENUE	DATE	COUNTRY	MARK	NAME	VENUE	DATE
60 Metres									
AFG	9.19	Tahmine Kohistani	Mashad	3 Feb 12	ECU	7.73	Nancy Vallecilla	Mainz	16 Jan 88
AIA	7.72	Shara Proctor	Lexington	17 Jan 09	ESA	7.90	Laura Valdeperas	Cincinnati	11 Jan 02
ALB	7.62A	Ermelinda Shehu	Colorado Springs	9 Jan 99	ESP	7.23	Sandra Myers	Madrid	13 Mar 90
ALG	7.45	Baya Rahouli	Eaubonne	23 Feb 99	EST	7.20	Katrin Käär	Madrid	4 Mar 05
AND	7.78	Estefania Sebastian	Bompas	26 Jan 14	FIN	7.20	Sisko Hanhijoki	Karlsruhe	11 Feb 90
ANG	7.53	Antonia Margarete de Jesús	Espinho	31 Jan 04	FRA	7.06	Sisko Hanhijoki	Sevilla	8 Mar 91
ANT	7.30	Heather Samuel	Birmingham	14 Mar 03	GAB	7.12	Christine Arron	Aubiére	26 Feb 06
ARG	7.83	Milagros Allende	Talence	10 Dec 95	GAM	8.70	Ruddy Zang Milama	Moskva	3 Feb 13
ARM	7.73	Marine Ghazarian	Tehran	8 Feb 05	GBR	8.08	Jankey Sowe	Oviedo	7 Feb 10
ARU	7.99	Jelissa Nedd	Zoetemeer	31 Jan 15	GBR	7.08	Jeanette Kwakye	Valencia	7 Mar 08
AUS	7.30	Sally McLellan/Pearson	Boston/Roxbury	7 Feb 09	GBR	7.08	Dina Asher-Smith	Praha	8 Mar 15
AUT	7.15	Karin Mayr	Wien	24 Feb 01	GBS	7.90	Artimiza Sá	Espinho	24 Feb 01
AZE	7.63	Elvira Dzhabarova	Tehran	93	GEO	7.27	Maya Azarashvili	Mannheim	11 Feb 94
BAH	7.01	Savatheda Fynes	Maebashi	7 Mar 99	GEQ	7.68	Teresa Mangue	San Sebastián	14 Mar 15
	7.01	Savatheda Fynes	Madrid	16 Feb 00	GER	7.04	Marita Koch	Senftenberg	16 Feb 85
BAN	7.88	Foujia Huda	Rashd	12 Oct 01		7.04	Silke Möller	Budapest	6 Mar 88
BAR	7.39	Shakera Reece	Houston	24 Feb 07	GHA	7.18	Vida Anim	Chemnitz	27 Feb 04
	7.39	Shakera Reece	Houston	30 Jan 10		7.18	Flings Owusu-Agyapong	New York/Armory	16 Jan 15
BDI	8.67	Claudine Kamariza	Montréal	15 Dec 01	GRE	6.96	Katerína Thánou	Maebashi	7 Mar 99
BEL	7.10	Kim Gevaert	Birmingham	3 Mar 07	GRN	7.29A	Sherry Fletcher	Albuquerque	19 Jan 07
BEN	7.44	Fabienne Feraez	Eaubonne	4 Feb 05		7.29	Sherry Fletcher	Fayetteville	9 Mar 07
BER	7.59	Shahnel Woodley	Flagstaff	17 Jan 09		7.29	Sherry Fletcher	Baton Rouge	22 Feb 08
BIH	7.87	Svjettlana Graorac	Banja Luka	1 Feb 14	GUA	7.72	Christa Schumann	Indianapolis	6 Mar 87
BIZ	7.59	Mera Belisle	Syracuse	17 Feb 01	GUI	7.71	Asta Dramé	Aubiére (1h2)	18 Feb 12
BLR	7.04	Natalya Safironnikova	Minsk	21 Feb 01		7.71	Asta Dramé	Aubiére (1)	18 Feb 12
BOL	7.87	Maite Zamorano	Lisboa	11 Mar 01	GUM	8.16	Desiree Craggette	Warrensburg	10 Feb 06
BRA	7.19	Franciela Krasucki	São Caetano do Sul	16 Feb 14	GUY	7.42A	Jennifer Inniss	Albuquerque	22 Jan 83
BRN	7.40	Rakia Al-Gassra	Doha	14 Feb 08		7.42	Brenessa Thompson	New York/Armory	13 Mar 15
BRU	7.50	Nursari Hafizah Matasan	Tehran	27 Sep 05	HAI	7.18	Barbara Pierre	State College	29 Jan 10
BUL	7.03	Anelia Nuneva	Liévin	22 Feb 87	HKG	7.55	Fong Yee Pui	Hangzhou (3h2)	15 Feb 14
BUR	7.48	Pon-Kadidjatou Traoré	Aubiére	8 Feb 14		7.55	Fong Yee Pui	Hangzhou (4)	15 Feb 14
CAF	7.93	Lorene Dorcas Bazolo	Val-de-Reuil	16 Jan 16	HUN	7.22	Éva Barati	Budapest	26 Feb 94
CAM	8.44	Hang Sry	Pattaya	10 Feb 06	INA	7.83	Nurul Imaniar	Hangzhou	18 Feb 12
CAN	7.02	Philomena Mensah	Maebashi	7 Mar 99	IND	7.81	Arjuna Khatun	Hanoi	31 Oct 09
	7.02	Philomena Mensah	Gent	11 Feb 00	IRI	7.35	Farzaneh Fasihi	Tehran	21 Jan 16
CAY	7.36	Cydonie Mothersill	Fayetteville	14 Feb 03	IRL	7.30	Anna Boyle	Birmingham	3 Mar 07
CGO	7.30	Lorene Dorcas Bazolo	Jamor	9 Jan 16	IRQ	7.53	Kolestane Mahmoud Ieso	Hanoi	31 Oct 09
CHA	7.50	Kaltouma Nadjina	Edmonton	10 Feb 02	ISL	7.50	Hrafnhild Eir Hermódsdóttir	Hafnarfjörður	7 Feb 15
CHI	7.44	Daniela Pavez	Santiago/CHI	9 Feb 10	ISR	7.50	Rita Pogorelov	Ypsilanti	1 Mar 08
CHN	7.19	Li Xuemei	Lisboa	11 Mar 01		7.1	Esther Rot	Bucureşti	12 Feb 76
	7.19	Wei Yongli	Shanghai	1 Mar 15	ISV	6.97	LaVerne Jones-Ferrette	Stuttgart	6 Feb 10
	7.19	Wei Yongli	Xianlin	8 Mar 15	ITA	7.19	Marisa Masullo	Budapest	6 Mar 83
	7.19	Wei Yongli	Beijing	15 Mar 15	IVB	7.09	Tahesia Harrigan	Valencia	7 Mar 08
CIV	6.99	Murielle Ahouré	Birmingham	16 Feb 13	JAM	6.96	Merlene Ottey	Madrid	14 Feb 92
CMR	7.18	Myriam Mani	Dortmund	30 Jan 00	JPN	7.29	Chisato Fukushima	Istanbul	10 Mar 12
COD	7.57	Cynthia Maduangele Bolingo	Gent	29 Jan 11	KAZ	7.20	Viktoria Yzyabkina	Ust-Kamenogorsk	29 Jan 16
COK	7.93	Patricia Taea	Sopot	8 Mar 14	KEN	7.89	Ivy Atieno	Leverkusen	15 Jan 12
COL	7.43	Melissa Murillo	Boston/Roxbury	12 Mar 04	KGZ	7.28	Yelena Bobrovskaya	Bishkek	27 Feb 03
COM	7.39	Feta Ahamada	Paris	15 Feb 09	KIR	9.14	Elitia Tio	Istanbul	10 Mar 12
CPV	7.87	Lidiane Gomes-Lopes	Val-de-Reuil	31 Jan 15	KOR	7.63	Kim Min-Ji	Daegu	26 Feb 15
CRC	8.50	Sigrid Gutierrez	Kamloops	1 Mar 10	KOS	7.89	Rita Hajdini	Tiranë	2 Feb 15
CRO	7.29	Andrea Ivančević	Rijeka	1 Mar 15	LAO	8.16	Phody Sithideth	Hanoi	31 Oct 09
CUB	7.12	Liliana Allen	Sevilla	8 Mar 91	LAT	7.32	Vineta Ikauniece	Moskva	20 Feb 88
CYP	7.33	Ramona-Anna Papaioannou	Pireás (1h4)	8 Feb 14		7.0	Vineta Ikauniece	Minsk	19 Jan 86
	7.33	Ramona-Anna Papaioannou	Pireás (2)	8 Feb 14	LBR	7.33	Ada Udaya	New Haven	10 Jan 15
CZE	7.24	Katerina Cechová	Praha	16 Feb 13	LCA	7.43A	Shanne Thomas	Gunnison	28 Feb 15
DEN	7.40	Lene Demnitz	Rødovre	10 Jan 88	LIB	7.63	Gretta Taslakian	Bucureşti	6 Feb 10
	7.40	Lene Demnitz	Vittel	27 Feb 88	LIE	7.79	Manuela Marxer	Maggilingen	10 Feb 91
DMA	7.99	Catherine Stoute	Lewisburg	2 Dec 06	LTU	7.23	Agnė Visockaitė	Kaunas	21 Feb 03
DOM	7.50	Mariely Sanchez	Saskatoon	1 Feb 13	LUX	7.38	Tiffany Tshilumba	Praha	7 Mar 15
					MAC	7.76	Cheong Im Wa	Macau	10 Feb 07

COUNTRY	MARK	NAME	VENUE	DATE	COUNTRY	MARK	NAME	VENUE	DATE
MAD	7.21	Lalao Ravaonirina	Barcelona	10 Mar 95	SWE	7.13	Linda Haglund	Milano	12 Mar 78
MAR	7.50	Salima Jamali	Eaubonne	12 Feb 11		7.13	Linda Haglund	Turku	31 Jan 81
MAS	7.90	Norjannah Hafiszah Jamaluddin	Doha	12 Mar 10	SYR	7.54	Mounira Al-Saleh	Hanoi	31 Oct 09
MAW	7.99	Susan Tengatenga	Manchester	4 Mar 12	TGA	8.45	Belinda Talakai	Istanbul	10 Mar 12
MDA	7.42	Lilia Mocanu	Chelyabinsk	6 Feb 90	JHA	7.28	Nongnuch Sanrat	Macau	30 Oct 07
	7.0	Lilia Mocanu	Chişinău	26 Jan 92	THK	8.13	Shakhida Ziyayeva	Tashkent	2/3 Mar 07
MDV	8.30	Jauna Abdullah Nafiz	Doha	14 Feb 08	TKM	7.62	Valentina Meredova	Tehran	12 Feb 15
MEX	7.08	Liliana Allen	Liévin	13 Feb 00		7.1	Yelena Ryabova	Ashgabat	25 Jan 13
MGL	8.26	Ariuntungalag Erdenebileg	Macau	30 Oct 07	TOG	7.61	Sandrine Thiébaud-Kangni	Aubiére	1 Mar 03
MHL	8.40	Mariana Cress	Minneapolis	21 Mar 15	TPE	7.37	Wang Hueli-Chen	Barcelona	10 Mar 95
MKD	7.71	Marina Mihajlova-Damcevska	Sofiya	11 Feb 95	TTO	7.10	Michelle-Lee Ahye	Sopot	9 Mar 14
	7.3	Vera Veijanovska	Bucureşti	9 Feb 74	TUN	7.69	Awatef Hamrouni	Bucureşti	16 Feb 02
MLI	7.35	Kadiatou Camara	Moskva	22 Feb 03	TUR	7.21	Nora Ivanova-Güner	Karlsruhe	27 Jan 01
MLT	7.55	Charlotte Wingfield	Cardiff	31 Jan 16	UGA	7.98	Oliver Acii	Indianapolis	6 Mar 87
MNE	7.88	Milena Milašević	Beograd	24 Jan 09	UKR*	7.07	Zhanna Tamopolskaya	Madrid	11 Feb 93
MON	8.43	Agathe Julien	Bompas	31 Jan 04		7.07	Anzhela Kravchenko	Erfurt	2 Feb 00
MRI	7.84	Mary Jane Vincent	Istanbul	10 Mar 12	6.8	Irina Slyusar	Leningrad	19 Jan 86	
MTN	8.38	Badia Kamara	Doha	23 Jan 12	6.8	Antonina Slyusar	Donetsk	9 Jan 88	
NAM	7.64	Gloibne Mayova	Istanbul	10 Mar 12	6.8	Irina Pukha	Kiyev	13 Jan 95	
NCA	7.79	Maria Auxiliadora Lacayo	Moskva	10 Mar 06	6.8	Irina Pukha	Kiyev	13 Jan 95	
NED	7.00	Nelli Cooman	Madrid	23 Feb 86	6.8	Anzhelika Shevchuk	Zaporizhzhya	5 Feb 95	
NGR	7.02	Christy Opara-Thompson	Gent	12 Feb 97	6.8	Irina Pukha	Kiyev	11 Feb 95	
	7.02	Chioma Ajunwa	Liévin	22 Feb 98	6.8	Zhanna Tamopolskaya/Pintusevich	Kiyev	19 Jan 96	
NMI	7.88	Yvonne Bennett	Nampa	26 Jan 13	URU	7.83	Carmen Mosegui	Oviedo	21 Jan 89
NOR	7.10	Ezinne Okparaebo	Praha	8 Mar 15	USA	6.95	Gail Devers	Toronto	12 Mar 93
NRU	7.94	Lovelite Detenamo	Sopot	8 Mar 14		6.95	Marion Jones	Maebashi	7 Mar 98
NZL	7.43	Kim Robertson	Paris (3s1)	19 Jan 85	UZB	7.19	Guzel Khubbieva	Samara (1h)	2 Feb 05
	7.43	Kim Robertson	Paris (5)	19 Jan 85		7.19	Guzel Khubbieva	Samara (2)	2 Feb 05
OMA	7.90	Mazoon Khalifa Al-Alaoui	Tehran	12 Feb 15	VAN	9.06	Daphne Nalawas	Istanbul	10 Mar 12
PAK	7.78	Naseem Hameed	Tehran	27 Sep 05	VEN	7.41	Andrea Purica	Madrid	9 Jan 16
PAN	7.49	Ruth-Cassandra Hunt	Hampton	18 Jan 14	VIE	7.24	Vu Thi Huong	Hanoi	31 Oct 09
	7.49	Ruth-Cassandra Hunt	Newport News (1h5)	8 Feb 14	VIN	7.18A	Natasha Mayers	Flagstaff	9 Feb 02
	7.49	Ruth-Cassandra Hunt	Newport News (2)	8 Feb 14	YEM	8.91	Hikmat Bartouche	Paris	19 Jan 85
PER	7.74	Sandra Reátegui	Logan	26 Jan 02	ZAM	7.96	Lilian Matomola	Newham	27 Jan 16
PHI	7.37	Lydia de Vega-Mercado	Osaka	11 Feb 88	ZIM	7.52	Winnet Dube	Calgary	12 Jan 08
PLE	8.42	Gharid Ghrouf	Moskva	10 Mar 06		7.52	Winnet Dube	Calgary	9 Jan 10
PLW	8.88	Colleen Gibbons	Istanbul	10 Mar 12					
PNG	7.71	Andrine Monagi	Grinnell (1h4)	7 Feb 15	Notes				
	7.71	Andrine Monagi	Grinnell (1)	7 Feb 15	<i>Doubtful timing:</i>				
POL	7.13	Ewa Swoboda	Kirchberg	30 Jan 16	<i>ROU</i>	<i>7.21</i>	<i>Mirela Dulgheru</i>	<i>Bucureşti</i>	<i>25 Jan 92</i>
POR	7.25	Lucrécia Jardim	Espinho	7 Feb 98	<i>Annulled by doping violation:</i>				
PRK	7.90	Choe Son Hwa	Macau	30 Oct 07	<i>UKR</i>	<i>7.04</i>	<i>Zhanna Tamopolskaya/Pintusevich/Book</i>	<i>Birmingham</i>	<i>14 Mar 03</i>
PUR	7.44	Carol Rodriguez	Pullmann	27 Jan 07					
PYF	8.46	Terani Faremiro	Istanbul	10 Mar 12					
QAT	8.11	Noor Hussain Al-Malki	Doha	23 Jan 12	200 Metres				
ROU*	7.22	Iolanda Oantă	Bucureşti	7 Feb 92	AFG	35.41	Mehrangiz Bijanpoor	Oslo	15 Jan 05
	7.22	Mirela Dulgheru	Bacău	23 Jan 93	ALB	25.29	Klodiana Shala	Pireás	18 Feb 01
RSA	7.15	Wendy Hartman	Maebashi	7 Mar 99	ALG	24.52	Nadia Abdou	Bordeaux	26 Jan 97
RUS	6.92	Irina Privalova	Madrid	11 Feb 93	AND	25.65	Estefania Sebastian	Sabadell	9 Feb 14
	6.92	Irina Privalova	Madrid	9 Feb 95	ANG	24.82	Antónia Margaret de Jesus	Espinho	1 Feb 04
RWA	8.98	Dativa Mukandinda	Nogent-sur-Oise	18 Jan 03	ANT	23.94	Samantha Edwards	Fairfax	2 Mar 14
SAM	7.66	Kim Peterson	Auckland	22 Jul 84	ARG	24.52	Milagros Allende	Lyon	25 Jan 92
SEN	7.37	N'Deye Binta Dia	Liévin	4 Feb 96		24.52	Corá Daniela Olivero	Valencia	2 Mar 03
SEY	7.59	Joanna Houareau	Lisboa	11 Mar 01	ARM	25.27	Marine Ghazarian	Tehran	8 Feb 05
SIN	7.61	Veronica Shanti Pereira	Hangzhou	15 Feb 14	ARU	27.25	Silvienne Krosendijk	Middletown	3 Dec 05
SKN	7.24	Tameka Williams	Karlsruhe	12 Feb 12	AUS	22.64	Melinda Gainsford-Taylor	Barcelona	10 Mar 95
SLE	7.48	Ngozi Musa	Lexington	22 Jan 16		22.64	Melinda Gainsford-Taylor	Barcelona	11 Mar 95
SLO	7.17	Merlene Ottey	Linz	7 Mar 03	AUT	22.70	Karin Mayr	Wien	2 Mar 02
	7.17	Merlene Ottey	Birmingham	14 Mar 03	AZE	25.62	Valeriya Balyanina	Baku	10 Jan 15
SMR	7.59	Martina Pretelli	Ancona (1h1)	7 Jan 12		24.8	Irina Shalayeva	Baku	86
	7.59	Martina Pretelli	Ancona (3)	7 Jan 12	BAH	22.68	Pauline Davis-Thompson	Barcelona	11 Mar 95
SOL	8.48	Pauline Kwalea	Istanbul	10 Mar 12	BAR	23.69	Mara Weekes	Lincoln	25 Feb 12
SOM	9.95	Sabrina Gaddour	Padova	16 Feb 13	BDI	28.57	Claudine Kamariza	Montréal	1 Mar 02
SRB	7.31	Ivana Španović	Novi Sad	31 Jan 15	BEL	23.39	Hanna Marien	Gent	24 Feb 08
SRI	7.09	Susanthika Jayasinghe	Stuttgart	7 Feb 99	BEN	27.13	Odile Ahouanwanou	Val-de-Reuil	9 Jan 16
STP	7.46	Severina Cravid	Espinho	7 Feb 98	<i>BEN</i>	<i>24.23y</i>	<i>Debbie Jones</i>	<i>New York</i>	<i>29 Feb 80</i>
SUI	7.11	Mujinga Kambundji	Praha	8 Mar 15	BIH	26.13	Merisa Hadžić	Budapest	27 Jan 06
SUR	7.47	Kirsten Nieuwendam	New York/Armory	27 Feb 15	BIZ*	24.36	Kaina Martinez	Pittsburg	29 Jan 16
SVK	7.21	Eva Murková	Jablonec	9 Feb 85	BLR	22.91	Natalya Safornnikova	Birmingham	14 Mar 16

COUNTRY	MARK	NAME	VENUE	DATE	COUNTRY	MARK	NAME	VENUE	DATE
BOL	28.92	Ana Maria Luzio	Indianapolis	6 Mar 87	LBR	23.42	Ada Udaya	Boston/Allston	28 Feb 15
BOT	24.36	Lydia Casey Mashila	Sabadell	16 Feb 13	LCA	24.19	Vernetta Lesforis	Cedar Falls	19 Feb 99
BRA	23.71	Maria Figueiredo	Budapest	4 Mar 89	LIB	25.80	Gretta Taslakian	Budapest	6 Mar 04
BRN	24.16	Rakia Al-Gassra	Tehran	7 Feb 04	LTU	23.39	Agné Visockaitė	Maebashi	5 Mar 99
BUL*	22.91	Ivet Lalova	Madrid	6 Mar 05	LUX	24.03	Tiffany Tshilumba	Luxembourg	17 Jan 15
BUR	24.87	Elodie Ouédraogo	Gent	28 Jan 96	MAC	33.30	Leong Lok Ieng	Budapest	29 Feb 04
CAF	24.80	Emmanuelle Kogalama	Gent	14 Feb 99	MAD	24.35	Lalao Ravaonirina	Bordeaux	31 Jan 93
CAN	23.32	Angela Bailey	Sherbrooke	15 Jan 84	MAR	24.19	Salima Jamali	Aubiére	6 Feb 11
CAY	22.82	Cydonie Mothersill	Liévin	23 Feb 03	MAS	24.34	Govindasamy Shanti	Toronto	13 Mar 93
CGO	25.60	Solène Ebulabeka	Eaubonne	25 Nov 06	MAW	24.93	Ambwene Simukonda	London/LV	21 Jan 12
CHI	23.68	Kaltouma Nadjina	Saskatoon	5 Feb 10	MDA	24.12	Liliia Mocanu	Moskva	15 Feb 91
CHN*		See footnote			MDV	28.71	Shamila Aladul Majeed	Lisboa	9 Mar 01
CHN	23.52	Jiang Lan	Nanjing	7 Mar 13	MEX	25.54	Alejandra Flores	Paris	18 Jan 85
	23.1	Chen Zhaojing	Jinan	24 Mar 90		25.54	Ana Teresa Martinez	Fayetteville	25 Jan 08
CIV	22.80	Murielle Ahouré	College Station	13 Mar 09	MHL	27.78	Mariana Cress	Minneapolis	8 Mar 15
CMR*	23.37	Myriam Mani	Gent	11 Feb 00	MKD	25.42	Marina Mihajlova/Damcevska	Sofiya	4 Feb 95
COD	24.92	Cynthia Maduangne Bolingo	Gent	20 Feb 11	MLI	24.46	Waraba Sountoura	Eaubonne	4 Feb 12
COL	23.75	Ximena Restrepo	Lincoln	9 Feb 90	MLT	24.73	Charlotte Wingfield	Sheffield	22 Feb 15
COM	24.54	Feta Ahamada	Eaubonne	23 Jan 10	MNE	27.67	Ljiljana Matović	Budapest	6 Mar 11
CPV	25.11	Lidiane Gomes-Lopes	Val-de-Reuil	1 Feb 15	MON	28.75	Marie-Charlotte Gastaud	Lyon	31 Jan 16
CRC	24.87	Zoila Stewart Lee	Lincoln	28 Feb 98	MRI	26.79	Stéphanie Domaingue	Eaubonne	18 Jan 02
CRO*	24.15	Danijela Grgić	Budapest	4 Feb 06	MTN	32.15	Coumba Sall	Bordeaux	19 Jan 13
	24.15	Lucija Pokos	Wien	30 Jan 16	NAM*	26.77	L. Van Rensburg	Birmingham	27 Feb 99
CUB	23.79	Liliana Allen	San Sebastián	20 Feb 90	NED	23.34	Els Vader	Liévin	14 Feb 88
CYP	23.96	Androula Sialou	Piréas	17 Feb 02	NGR	23.00	Regina George	Fayetteville	23 Feb 13
CZE	22.76	Jarmila Kratochvilová	Wien	28 Jan 81	NMI	24.69	Yvonne Bennett	Nampa	9 Feb 13
DEN	24.13	Sara Petersen	Birmingham	1 Feb 09		24.69	Yvonne Bennett	Nampa	22 Feb 13
DOM	24.37	Marley Sanchez	Saskatoon	31 Jan 13	NOR	23.66	Elisabeth Slettum	Stange	15 Feb 04
ESA	25.68	Laura Valdeperas	Bloomington	6 Feb 04	NZL	23.69	Kim Robertson	Paris	18 Jan 85
ESP	22.81	Sandra Myers	San Sebastián	15 Mar 91	PAK	26.0	Erum Khanum	Rashd	12 Oct 01
EST	23.61	Katrin Käär	Wien	1 Mar 02	PAN*	24.84	Ruth-Cassandra Hunt	New York/Armory	3 Feb 12
FIJ*	27.25	Ana Baleveicau	Joplin	6 Feb 15	PAR	27.09	Ana Camila Pirelli	Joplin	6 Feb 09
FIN	23.03	Sanna Hermesniemi/Kyllönen	Toronto	14 Mar 93	PER*		See footnote		
FRA	22.49	Muriel Hurts	Birmingham	14 Mar 03	PHI	25.05	Elma Muros-Posadas	Budapest	4 Mar 89
GAB	24.46	Ruddy Zang Milama	Gent	13 Feb 11	PNG	25.31	Betty Bura	Fayetteville	6 Mar 09
GAM	28.25	Hadia Sidibeh Jambo	Vilafranca del Penedès	11 Jan 09	POL	22.69	Ewa Kasprzyk	Budapest	6 Mar 88
GBR	22.83	Katharine Merry	Birmingham	14 Feb 99	POR	23.21	Lucrécia Jardim	Valencia	28 Feb 98
GBS	26.45	Artimiza Sá	Espinho	15 Feb 04	PUR	22.77	Carol Rodriguez	Fayetteville	11 Mar 06
GEO	23.07	Maya Azarashvili	Stuttgart	5 Feb 95	QAT	27.04	Noor Hussain Al-Malki	Doha	24 Jan 12
GEQ	25.05	Teresa Mangue	Valencia	9 Mar 14	ROU	22.39	Ionela Trîrea	Maebashi	6 Mar 99
GER	22.27	Heike Drechsler	Indianapolis	7 Mar 87	RSA	23.16	Wendy Hartman	Maebashi	5 Mar 99
GHA	23.40A	Janet Amponsah	Albuquerque	7 Mar 15	RUS	22.10	Irina Privalova	Liévin	19 Feb 95
GRE	22.71	Katerina Köffa	Piréas	21 Feb 98	SAM	25.68A	Kristy Slade	Pocatello	9 Feb 02
GRN	23.02	Hazel-Ann Regis	Fayetteville	27 Feb 05	SEN	23.56	Amy Mbacké Thiam	Liévin	10 Feb 09
GUA	25.38	Christa Schumann	Indianapolis	6 Mar 87	SIN	25.94	Valerie Seema Pereira	Birmingham	25 Feb 06
GUI	24.41	Asta Dramé	Nogent-sur-Oise	10 Mar 12	SKN	22.99	Virgil Hodge	Fayetteville	9 Mar 07
GUM	27.72	Desiree Craggette	Lamoni	17 Feb 06	SLE	24.80	Ngozi Musa	Staten Island NY	29 Jan 16
GUY	23.63	Angela Corlette	New York	8 Mar 08	SLO	23.16	Alenka Bikar	Gent	26 Feb 00
HAI	23.47	Marlena Wesh	Blacksburg	26 Feb 11	SMR	25.28	Martina Pretelli	Ancona	8 Jan 12
HKG	24.36	Wan Kin Yee	Tianjin	22 Feb 99	SRB	23.46	Kornelija Šinković	Budapest	6 Mar 88
HON	25.36	Heidy Palacios	New Haven	5 Dec 09	SRI	22.99	Susanthika Jayasinghe	Lisboa	9 Mar 01
HUN	23.61	Iren Orosz	Milano	6 Mar 82	STP	24.98	Glória Santo	Espinho	28 Feb 10
INA	26.69	Yulia Novita	Budapest	6 Mar 04	SUD	24.39	Nawal El Jack	Tehran	27 Sep 05
IND*	25.35	Nirupama Sunderraj	Cedar Falls	26 Feb 12	SUI	22.96	Mireille Donders	Valencia	28 Feb 98
IRI	25.66	Maedeh Chavoushizadeh	Tehran	21 Jan 04	SUR	23.76	Kirsten Nieuwendam	State College	7 Jan 12
IRL	23.17	Ciara Sheehy	Birmingham	2 Mar 03	SVK	23.47	Lucia Ivanová	Birmingham	14 Mar 03
ISL	23.79	Silja Úlfarsdóttir	Fayetteville	12 Mar 04	SWE	23.15	Iréne Ekelund	Norrköping	17 Feb 13
ISR	24.05	Irina Lenskiy	Moskva	27 Jan 02	SWZ	28.19	Hazel Mthethwa	Lisboa	9 Mar 01
ISV	22.95	Allison Peter	Nampa	9 Mar 12	THA	24.47	Juthamas Thavoncharoen	Tianjin	1 Mar 05
ITA	23.14	Manuela Levorato	Genova	2 Mar 03	TKM	26.68	Alyona Petrova	Lisboa	9 Mar 01
IVB	23.69	Ashley Kelly	Boston/Allston	29 Jan 16	TOG	24.34	Sandrine Thiébaud-Kangni	Reims	15 Feb 03
JAM	21.87	Merlene Ottey	Liévin	13 Feb 93	TPE	23.81	Wang Huei-Chen	Sevilla	9 Mar 91
JPN	24.11	Motoka Arai	Yokohama	26 Feb 00	TTO	22.84	Semoy Hackett	Fayetteville	27 Feb 11
KAZ	23.25	Svetlana Bodritskaya	Paris	7 Mar 97	TUN	25.61	Awatef Benhassine	București	17 Feb 02
	23.25	Viktoriya Zybakina	Ust-Kamenogorsk	30 Jan 16	TUR	23.05	Nora Ivanova-Güner	Wien	28 Jan 03
KEN	25.30	Joyce Odhiambo	Indianapolis	6 Mar 87		23.05	Nora Ivanova-Güner	Gent	9 Feb 03
KGZ	25.22	Oksana Luneva	Moskva	24 Jan 06	UGA*	26.24	Oliver Acii	Indianapolis	6 Mar 87
KOR	25.95	Kim Nam-Mi	Tianjin	18 Feb 04		25.4	Mary Apio	Rashd	12 Oct 01
LAT	23.15	Marina Krivosheina/Trandenkova	Minsk	5 Mar 88	UKR	23.01	Irina Slyusar	Torino	12 Feb 86

COUNTRY	MARK	NAME	VENUE	DATE	COUNTRY	MARK	NAME	VENUE	DATE
URU	25.07	Marcela Tiscornia	Barcelona	10 Mar 95	CRO	52.47	Jelica Pavličić	München	22 Feb 76
USA*	22.33	Gwen Torrence	Atlanta	2 Mar 96	CUB*	55.74	Nancy McLeón	Paris	20 Feb 93
UZB	23.29	Marina Shmonina	Moskva	7 Feb 92	CYP	52.91	Androula Sialou	Athina	7 Feb 04
VIE	24.86	Quach Thi Lan	Birmingham/USA	31 Jan 16	CZE	49.59	Jarmila Kratochvilová	Milano	7 Mar 82
VIN	23.24	Kineke Alexander	Fayetteville	14 Feb 15	DEN	52.83	Sara Petersen	Rud	14 Feb 15
ZAM	27.32	Kinah Chikontwe	Budapest	4 Mar 89	DMA	54.32	Dawn Williams-Sewer	Jonesboro	25 Feb 96
ZIM	24.81	Winnet Dube	Winnipeg	29 Jan 05	DOM	55.26	Libia Jackson	State College	28 Jan 06
Notes					ECU	55.28	Paola Sanchez	Vilafranca del Penedès	8 Feb 09
<i>Oversized track:</i>					ESP	50.99	Sandra Myers	Sevilla	10 Mar 91
BIZ	24.33	Mera Belisle	Kent/USA	9 Dec 00	EST	52.98	Maris Mägi	Wien	23 Jan 10
CHI	24.98	Fernanda Mackenna	Lubbock	20 Jan 07	FIJ	54.02	Makelesi Batimala	Valencia	7 Mar 08
CMR	23.34	Myriam Mani	Johnson City	29 Jan 99	FIN	52.37	Ella Räsänen	Göteborg	1 Mar 13
FIJ	26.27	Ana Baleveicau	Lubbock	28 Feb 15	FRA	51.44	Marie-José Pérec	Liévin	18 Feb 96
IND	25.28	Nirupama Sunderraj	Ames	11 Feb 12	GAB	64.40	Ornica Agaya	Nantes	16 Jan 17
NAM	25.71	Danica van Wyk	Lubbock	4 Feb 06	GBR	50.02	Nicola Sanders	Birmingham	3 Mar 07
PER	24.45A	Sandra Reátegui	Flagstaff	23 Feb 02	GBS	57.86	Graciela Martins	Pombal	7 Jan 12
UGA	25.10	Sarah Nambawa	Lexington	2 Feb 08	GEO	54.53	Maya Azarashvili	Valencia	17 Feb 88
<i>Not recognised by federation:</i>					GEQ	59.42	Marlén Meyovng Mba	San Sebastián	14 Feb 09
BUL	22.87	Ivet Lalova	Sofiya	1 Feb 04	GER	50.01	Sabine Busch	Wien	2 Feb 84
PAN	23.7	Cecilia Núñez		87	GHA*	56.10	Akosua Serwaa	Leverkusen	11 Jan 04
<i>Doubtful timing:</i>					GRE	51.68	Fani Halkiá	Budapest	6 Mar 04
CRO	23.86	Jelica Pavličić	Budapest	Feb 74	GRN	50.92	Hazel-Ann Regis	Fayetteville	12 Mar 05
<i>Annulled by doping violation:</i>					GUI	54.77	Asta Dramé	Aubiére	25 Feb 12
USA	22.18	Michelle Collins	Birmingham	15 Mar 03	GUM*	65.03	Kristi Hammond	Northampton	7 Dec 13
400 Metres (<i>y denotes 440 yards</i>)					GUY	51.83	Aliann Pompey	New York/Armory	26 Feb 10
AFG	73.37	Somayeh Rezaei	Tehran	15 Feb 13	HAI	52.21	Marlena Wesh	New York/Armory	4 Feb 12
ALB	53.34	Klodiana Shala	Athina	16 Feb 05	HKG	62.09	Cheng Shan Shan	Macau	10 Feb 07
ALG	56.70	Rachida Ferdjaoui	Paris	29 Jan 84	HON	56.31	Heidy Palacios	Boston/Allston	12 Feb 11
AND	59.83	Sandra Vidal	Vilafranca del Penedès	2 Feb 97	HUN	52.29	Judit Forgács	Budapest	8 Feb 87
ANG	58.42	Delphina Joaquim	Espinho	9 Feb 82	INA	57.01	Herlince Tatogo	Pattaya	13 Nov 05
ANT	53.45	Samantha Edwards	Boston/Allston	29 Jan 16	IND	53.89	Pinkii Paramanik	Pattaya	13 Nov 05
ARG	54.79	Corá Daniela Olivero	Valencia	1 Mar 03	IRI	53.85	Maryam Toosi	Hangzhou	18 Feb 12
ARM	54.24	Amalyia Sharoyan	Praha	6 Mar 15	IRL	51.58	Karen Shinkins	Blacksburg	9 Feb 02
AUS	52.17	Maree Holland	Budapest	4 Mar 89	IRQ	53.75	Kolestane Mahmoud Ieso	Hanoi	1 Nov 09
AUT	51.90	Karoline Käfer	Wien	25 Feb 79	ISL*	53.14	Gudrun Arnardóttir	Gent	26 Feb 00
AZE	59.36	Olesya Hasaladlovova/Kulchikina	Rashd	9 Feb 02	ISR	55.34	Olga Dogadko	Gent	14 Feb 99
	56.4	Yuliya Telegina	Gomel	83	ISV	51.60	LaVerne Jones	Stuttgart	3 Feb 07
BAH	50.34	Christine Amertil	Moskva	12 Mar 06	ITA	52.17	Virna De Angeli	Stockholm	10 Mar 96
BAR	53.06	Althia Maximilien	Fayetteville	1 Mar 13	IVB	53.23A	Chantel Malone	Albuquerque	11 Feb 11
BDI	61.36	Claudine Kamariza	Montréal	1 Mar 02	JAM	50.93	Sandie Richards	Toronto	14 Mar 93
BEL	53.13	Regine Berg	Göteborg	3 Mar 84	JPN	53.64	Asami Tanno	Tianjin	1 Mar 05
BEN*	55.11	Noélie Yarigo	Bordeaux	26 Jan 14	KAZ	52.69	Tatyana Roslanova	Pattaya	14 Nov 05
BER*	56.05	Akilah King	Hanover/USA	26 Feb 06	KEN*	54.21	Ruth Waitheira	Syracuse	10 Mar 84
BIH	57.02A	Dijana Kojić	Albuquerque	21 Jan 12	KGZ	51.27	Mariya Kulchunova/Pingina	Liévin	22 Feb 87
BIZ*	55.68	Emma Wade	Landover	21 Feb 04	KOR	56.11	Lee Yun-Kyong	Tianjin	18 Feb 04
BLR	50.55	Svetlana Usovich	Madrid	5 Mar 05	KOS	58.89	Vijona Kryeziu	Tiranë	8 Feb 13
BOT	52.34	Amantle Montsho	Doha	12 Mar 10	LAO	66.03	Saylounge Inthavong	Hanoi	31 Oct 09
BRA*	54.23	Geisa Aparecida Coutinho	Birmingham	14 Mar 03	LAT	52.80	Inta Kļimoviča	München	22 Feb 76
BRN	53.28	Rakia Al-Gassra	Doha	15 Feb 08	LBR*	52.99	Kou Luogon	Gainesville	26 Feb 06
BRU	63.69	Maziah Mahusin	Istanbul	9 Mar 12	LCA*	53.82	Vernetta Lesforis	Cedar Falls	20 Feb 99
BUL	50.21	Vania Stambolova	Moskva	12 Mar 06	LIB	62.82	Mirvat Hamze	București	5 Feb 11
BUR	69.45	Lynda Ouédraogo	Montpellier	5 Dec 10	LIE	59.53	Maria Rittler	München	21 Feb 76
CAF	55.63	Emmanuelle Kogalama	Bordeaux	15 Feb 98	LTU	53.47	Eglė Balčiūnaitė	Pombal	13 Feb 10
CAN	51.69	Jillian Richardson	Birmingham	22 Feb 92	LUX	55.80	Charline Mathias	Luxembourg	16 Jan 10
CAY	53.79	Cydonie Mothersill	Blacksburg	13 Feb 99	MAC	58.85	Lam Ka Im	Macau	30 Oct 07
CGO	56.07	Lasnet Nkouka	Bordeaux	19 Feb 95	MAR	53.45y	Nawal El Moutawakel	Lincoln	1 Mar 86
CHA	51.92	Kaltouma Nadjina	Lisboa	10 Mar 01	MAS	53.54	Nezha Bidouane	Paris	7 Mar 97
CHI	55.76	Fernanda Mackenna	Norman	17 Feb 07	MAS	54.58	Norasheela Mohd Khalid	Leipzig	12 Feb 06
CHN	52.27	Li Yajun	Beijing	24 Feb 96	MAW	54.82	Ambwene Simukonda	Birmingham	4 Feb 12
CIV	54.08	Louise Ayétotché	Indianapolis	6 Mar 99	MDA	53.72	Larisa Gravescu	Moskva	26 Feb 90
CMR	52.62	Mireille Ngumigo	Aubiére	2 Mar 03	MEX	50.93	Ana Guevara	Maebashi	6 Mar 99
COD*	67.55	Yanou-Grace Mongo	Nogent-sur-Oise	12 Jan 14	MGL	57.84	Batgerel Munguntuya	Macau	30 Oct 07
COL	52.12	Ximena Restrepo	Indianapolis	9 Mar 91	MKD	57.82	Elizabeta Bozinovska	Novena	2 Feb 83
COM	56.15	Salhate Djamaidine	Eaubonne	21 Jan 05	MLI	55.77	Waraba Sountoura	Nogent-sur-Oise	27 Nov 11
CPV	55.84	Vera Barbosa	Pombal	14 Feb 09	MLT	57.06	Janet Richard	London (LV)	30 Jan 16
CRC*	56.43	Zoila Stewart Lee	Lincoln	27 Feb 99	MNE	57.53	Jovana Kljajević	Pireás	21 Feb 07
					MRI	66.50	Elsa Lepoigneur	Liévin	19 Dec 09
					MYA	60.78	Kay Khine Lwin	Doha	12 Mar 10
					NYA	55.40	Tjipekapore Herunga	Doha	12 Mar 10

COUNTRY	MARK	NAME	VENUE	DATE	COUNTRY	MARK	NAME	VENUE	DATE
NED	51.82	Ester Goossens	Valencia	1 Mar 98	ALB	2:02.27	Luiza Gega	Pireás	10 Feb 13
NGR	50.73	Charity Opara	Stuttgart	1 Feb 98	ALG	2:00.75	Nouria Mèrah-Benida	Dortmund	13 Feb 99
NMI	57.02	Yvonne Bennett	Nampa	2 Feb 13	AND	2:14.62	Natalia Gallego	Valencia	23 Feb 08
NOR	52.78	Line Kloster	Göteborg	2 Mar 13	ANG	2:07.15	Lilian Silva	Pombal	26 Jan 08
NZL*	55.32	Kim Robertson	Osaka	15 Jan 86	ARG	2:07.32	Carmen Mabel Arrúa	Sevilla	28 Feb 91
OMA	67.29	Hena Al-Qasimi	Tehran	13 Feb 15	ARM	2:15.41	Lilit Harutunyan	Tehran	12 Feb 15
PAK	57.75	Bushra Parveen	Pattaya	13 Nov 05	AUS	2:01.85	Tamsyn Lewis	Valencia	7 Mar 08
PAN	57.62	Kaila Smith	Blacksburg	25 Jan 14	AUT	1:55.85	Stephanie Graf	Wien	3 Mar 02
PNG	55.48	Betty Burua	Baton Rouge	27 Feb 11	AZE	2:12.0	Lyudmila Grabulyova	Simeropol	87
POL	52.00	Grażyna Prokopek	Birmingham	2 Mar 07	BAH*	2:09.34	Vernetta Rolle	Baton Rouge	24 Jan 98
POR	52.77	Maria do Carmo Tavares	Genova	18 Feb 98	BAR*	2:06.5Y	Lorna Forde	New York	28 Jan 77
PUR	53.49	Grace Claxton	Boston/Allston	7 Mar 15	BDI	2:13.42	Spéciose Gakobwa	Paris	25 Feb 01
ROU	50.56	Ionela Tîrlea	Valencia	1 Mar 98	BEL	2:00.46	Sandra Stals	Birmingham	20 Feb 00
RSA	55.48	Marna Schutte	Boston/Allston	25 Feb 01	BEN	2:02.01	Noélie Yarigo	Metz	25 Feb 15
RUS	49.68	Natalya Nazarova	Moskva	18 Feb 04	BER*	2:06.29	Tamika Williams	New York	14 Feb 04
SEN	52.48	Amy Mbacké Thiam	Stockholm	2 Feb 06	BIH	2:08.17	Biba Kajan	Budapest	2 Feb 86
SKN	50.91	Tiandra Poontee	Fayetteville	12 Mar 05	BIZ	2:14.79	Shantel Sabrina Swift	Birmingham/USA	26 Feb 15
SLE	55.82	Melrose Mansaray	Nogent-sur-Oise	14 Feb 93	BLR	1:59.31	Natalya Dukhnova	Paris	9 Mar 97
SLO	52.81	Brigit Langerholc	Karlsruhe	11 Feb 07	BOT	2:13.69	Lydia Casey Mashila	Valencia	26 Jan 13
SMR	60.59	Martina Pretelli	Ancona	6 Feb 11	BRA	2:00.98	Fabiane dos Santos	Stockholm	15 Feb 01
SRB	53.52	Marina Filipović	Budapest	1 Feb 97	BRN	2:03.64	Maryam Jamal	Magginglen	25 Feb 06
SRI	54.61	Damayanthi Dharsha	Birmingham	14 Mar 03	BUL	2:00.07	Teodora Kolarova	Pireás	21 Feb 07
STP	57.66	Ludmila Leal	Pombal	16 Feb 08	CAP	3:17.84	Chancela Moundo	Salon-de-Provence	18 Dec 05
SUD	56.59	Muna Jabir Adam Ahmed	Belfast	15 Feb 04	CAN	2:00.66	Diane Cummins	Karlsruhe	28 Feb 03
SUI	51.41	Anita Protti	Sevilla	10 Mar 91	CAY	3:03.29	Ashleigh Nalty	Bloomington	7 Feb 14
SUR	53.56	Letitia Vriesde	Den Haag	19 Feb 95	CGO*	2:08.97	Léontine Tsiba	Blacksburg	17 Feb 01
SVK	52.84	Iveta Putalová	Praha	7 Mar 15	CHA	2:23.23	Achta Yorassem	Paris	7 Mar 97
SWE	52.04	Moa Hjelmér	Göteborg	3 Mar 13	CHI	2:06.26	Alejandra Ramos	Sevilla	5 Feb 89
SYR*	54.17	Mounira Al-Saleh	Pattaya	14 Nov 05	CHN	2:02.90	Liu Qing	Tianjin	1 Mar 05
THA	54.86	Saowalee Kaewchuay	Macau	31 Oct 07	CIV	2:07.96	Célestine N'Drin	Indianapolis	6 Mar 87
TJK	60.33	Vladislava Ovcharenko	Istanbul	9 Mar 12	CMR	2:16.32	Florence Djépé	Eaubonne	6 Dec 03
TKM	57.0	Alyona Petrova	Rashd	? Dec 97	COD	2:07.62	Noelly Mankatu Bibiche	Budapest	5 Mar 04
TOG	53.22	Sandrine Thiébaud-Kangni	Aubié	2 Mar 03	COL	2:09.95	Norfalia Carabali	Sevilla	4 Mar 93
TTO	52.52	Sparkle McKnight	Fayetteville	9 Mar 13	COM	2:10.70	Salhate Djarmaldine	Eaubonne	11 Feb 06
TUN	53.34	Awatef Benhassine	Aubié	2 Mar 03	CPV	2:19.61	Marilyn Martins	Pombal	10 Feb 13
TUR	52.99	Pinar Saka	New York/Armory	11 Feb 11	CRC	2:07.72	Maureen Stewart	Indianapolis	6 Mar 87
UGA	54.47	Edith Nakiyingi	Lincoln	11 Feb 89	CRO	1:59.83	Slobodanka Čolović	Budapest	8 Feb 87
UKR	50.81	Olga Vladykina/Bryzgina	Moskva	14 Feb 87	CUB	2:05.42	Ana Quirot	New York	28 Feb 92
URU	56.57	Claudia Acerenza	Sevilla	8 Mar 91	CYP	2:06.81	Anny Christofidou	Madrid	4 Mar 05
USA	50.46A	Phyllis Francis	Albuquerque	15 Mar 14	CZE	1:56.90	Ludmila Formanová	Maebashi	7 Mar 99
UZB	51.22	Marina Shmonina	Glasgow (KH)	4 Mar 90	DEN	2:02.33	Heidi K. Jensen	Stockholm	17 Feb 00
VIÉ	54.87	Quach Thi Lan	Birmingham/USA	31 Jan 16	DMA	2:02.55	Dawn Williams-Sewer	Indianapolis	8 Mar 97
VIN	51.48	Kineke Alexander	Fayetteville	10 Mar 07	DOM	2:05.38	Alexis Panisse	College Station	1 Mar 14
ZAM	53.30	Racheal Nachula	Valencia	8 Mar 08	ECU*	2:15.93	Maria Elena Calle	Princess Anne	23 Jan 99
ZIM	54.91	Larissa Bakasa	Houston	28 Feb 04	ESA	2:20.47	Rosa Evora	Barcelona	10 Mar 95
					ESP	1:59.52	Mayte Martínez	Genet	8 Feb 04
					EST	2:04.39	Egle Uljas	Võru	20 Feb 07
					ETH	1:59.17	Kutre Dulecha	Birmingham	14 Feb 99
					FIJ	2:24.18	Ana Baleveicau	New York/Armory	7 Mar 14
					FIN	2:03.38	Tytti Reho	Fayetteville	11 Mar 00
					FRA	2:00.42	Elisabeth Grousselle	Moskva	11 Mar 06
					GAB	2:21.57	Marylse Nsourou	Budapest	5 Mar 04
					GBR	1:58.43	Jenny Meadows	Doha	14 Mar 10
					GBS	2:22.36	Anhel Cape	Braga	9 Feb 03
					GEO	2:12.8	Laila Tzintzalashvili	Kharkov	27 Jan 79
					GER	1:56.40	Christine Wachtel	Wien	13 Feb 88
					GHA	2:04.61	Akosua Serwaa	Leipzig	29 Feb 04
					GIB	2:22.46	Kim Baglietto	Birmingham	6 Feb 13
					GRE	2:02.08	Eléni Filánda	Pireás	4 Feb 12
					GRN	2:03.83	Neisha Bernard-Thomas	Fayetteville	12 Mar 05
					GUA	2:22.80	Cristina Girón	Indianapolis	6 Mar 87
					GUI	2:40.9	Mahawa Camara	Paris	12 Dec 04
					GUM	2:19.18	Sloan Siegrist	Boston/Roxbury	31 Jan 04
					GUY	2:02.27	Marian Burnett	Valencia	8 Mar 08
					HAI	2:12.42	Genou Etienne	Gainesville	15 Jan 06
					HKG	2:22.35	Roseda Lo Wing Hei	Macau	11 Feb 07
					HUN	2:01.80	Judit Varga	Budapest	5 Feb 99
					INA	2:15.44	Ilang Lismawati	Hangzhou	16 Feb 14
					IND	2:03.43	Sinimol Paulose	Doha	14 Feb 08

Notes*Oversized track:*

<i>BER</i>	<i>54.93y</i>	<i>Debbie Jones</i>	<i>Johnson City</i>	<i>12 Jan 80</i>
<i>BIZ</i>	<i>55.33</i>	<i>Mera Belisle</i>	<i>Kent/USA</i>	<i>9 Dec 00</i>
<i>BRA</i>	<i>52.56A</i>	<i>Geisa Aparcida Coutinho</i>	<i>Flagstaff</i>	<i>7 Feb 04</i>
<i>COD</i>	<i>57.55</i>	<i>Noelly Mankatu Bibiche</i>	<i>Murfreesboro</i>	<i>31 Jan 04</i>
<i>CRC</i>	<i>54.93</i>	<i>Zoila Stewart Lee</i>	<i>Johnson City</i>	<i>24 Jan 98</i>
<i>GHA</i>	<i>54.0</i>	<i>Ruky Abdulai</i>	<i>Seattle</i>	<i>10 Feb 07</i>
<i>GUM</i>	<i>64.78</i>	<i>Naomi Blaz</i>	<i>Akron</i>	<i>8 Feb 14</i>
<i>KEN</i>	<i>53.34A</i>	<i>Ruth Waithe</i>	<i>Flagstaff</i>	<i>3 Mar 84</i>
<i>LBR</i>	<i>52.92</i>	<i>Kou Luogon</i>	<i>Ames</i>	<i>11 Feb 06</i>
<i>LCA</i>	<i>53.54</i>	<i>Vernetta Lesforis</i>	<i>Ames</i>	<i>6 Feb 99</i>
<i>NZL</i>	<i>54.63</i>	<i>Alicia Evans</i>	<i>Geneva/USA</i>	<i>9 Feb 13</i>

Not recognised by federation:

<i>CUB</i>	<i>54.44</i>	<i>Lisvania Grenot</i>	<i>Ancona</i>	<i>27 Jan 08</i>
	<i>52.02</i>	<i>Indira Terrero</i>	<i>Metz</i>	<i>24 Feb 13</i>
<i>ISL</i>	<i>53.11</i>	<i>Gudrun Arnardóttir</i>	<i>Baton Rouge</i>	<i>26 Feb 95</i>

Annulled by doping violation:

<i>BEN</i>	<i>54.26</i>	<i>Bimbo Miel Ayeidou</i>	<i>Istanbul</i>	<i>9 Mar 12</i>
<i>SYR</i>	<i>53.79</i>	<i>Mounira Al-Saleh</i>	<i>Tehran</i>	<i>26 Feb 10</i>

800 Metres (*y denotes 880 yards*)

AFG	2:47.42	Somayah Rezaei	Tehran	14 Feb 13
-----	---------	----------------	--------	-----------

COUNTRY	MARK	NAME	VENUE	DATE	COUNTRY	MARK	NAME	VENUE	DATE
IRI	2:11.38	Mina Poorseifi	Macau	31 Oct 07	SLO	1:55.82	Jolanda Čeplak	Wien	3 Mar 02
IRL	2:02.54	Ciara Everard	Athlone	10 Feb 13	SMR	2:14.92	Monica Randi	Genova	23 Feb 97
IRQ	2:25.90	Alaa Hikmat Al-Qaysi	Tehran	26 Feb 10	SRB	2:05.75	Marina Muncan	Boston/Allston	11 Feb 11
ISL	2:01.56	Anita Hinrikssdóttir	Praha	6 Mar 15	STP	2:15.09	Celma Bonfim	Pombal	16 Feb 08
ISR*	2:09.93	Noah Beitler	Ypsilanti	1 Mar 01	SUD	2:14.28	Muna Jabir Adam Ahmed	Sheffield	7 Feb 04
ISV	2:12.64	Ninfa Barnard	Birmingham/USA	23 Feb 14	SUI	2:00.90	Regula Zürcher	Gent	12 Feb 97
ITA	1:59.25	Elisa Cusma	Karlsruhe	15 Feb 09	SUR	1:59.21	Letitia Vriesde	Birmingham	23 Feb 97
IVB	2:12.46	Tarika Moses	Boston/Allston	13 Feb 15	SVK	2:01.85	Gabriela Sedláková	Indianapolis	7 Mar 87
JAM	1:59.54	Kenia Sinclair	Moskva	12 Mar 06	SWE	2:00.01	Maria Akra	Stockholm	19 Feb 98
JOR	2:29.23	Rania Shoukri Al-Qabali	Doha	14 Feb 08	SYR	2:34.52	Mirna Soleyman	Mashad	4 Feb 12
JPN	2:00.78	Miho Sugimori	Yokohama	22 Feb 03	TAN	2:01.74	Lwiza John	Liévin	25 Feb 01
KAZ	2:02.0	Valentina Gerasimova	Moskva	15 Feb 80	TGA*		See footnote		
KEN	1:58.83	Pamela Jelimo	Istanbul	11 Mar 12	THA	2:12.17	Buatip Boonprasert	Pattaya	14 Nov 05
KGZ	2:07.6	Tatyana Borisova	Rashd	12 Oct 01	TKM	2:23.5	Sabina Sultanova	Mashad	17/18 Feb 11
KOR	2:11.18	Oh Mi-Ja	Osaka	11 Feb 93	TOG	2:09.99	Sandrine Thiébaud-Kangni	Eaubonne	2 Feb 07
KUW	2:09.68	Danah Al-Nasrallah	Saginaw	30 Jan 16	TPE	2:39.02	Chu Chia-Ling	Hanoi	31 Oct 09
LAO	2:31.04	Souksavanh Malivanh	Hanoi	2 Nov 09	TTO*	2:05.22	Melissa De Leon	Fayetteville	15 Feb 03
LAT*	2:04.1	Marita Arente	Moskva	? Feb 85	TUN	2:05.32	Abir Nakhli	București	22 Feb 03
LBA	2:14.98	Najla Aqdeir Ali Salem	Ancona	8 Feb 15	TUR	2:01.19	Merve Aydin	Istanbul	9 Mar 12
LBR*	2:06.41	Fatimoh Muhammed	Fayetteville	10 Mar 07	UGA	2:04.57	Edith Nakiyengi	Fairfax	7 Feb 93
LCA*	2:07.16	Leander Ernest	Fayetteville	24 Jan 09	UKR	1:57.23	Inna Yevseyeva	Moskva	1 Feb 92
LIB	2:18.0	Natasha Farran	Kiyev	7 Jan 98	URU*		See footnote		
LIE	2:15.4	Maria Ritter	München	21 Feb 76	USA	1:58.71	Nicole Teter	New York/Armory	2 Mar 02
LTU	2:01.23	Eglė Balčiūnaitė	Düsseldorf	11 Feb 11	UZB	1:59.2	Lyubov Kiryukhina/Tsytoma	Moskva	4 Mar 84
LUX	2:06.92	Martine Nobili	Luxembourg	1 Feb 14	VEN	2:11.42	Valentina Medina	Norman	16 Feb 02
MAC	2:21.92	Leong Ka Man	Hangzhou	19 Feb 12	VIE	2:03.65	Truong Thanh Hang	Hanoi	2 Nov 09
MAD	2:08.42	Fanjanteino Felix	Valencia	7 Mar 08	VIN*		See footnote		
MAR	1:59.01	Malika Akkaoui	Liévin	14 Feb 12	ZAM	2:08.24	Adeh Mwamba	Boston	12 Mar 05
MAS	2:12.45	Noraseela Mohd Khalid	Chemnitz	23 Jan 05	ZIM	2:07.32	Laura Gerber	Blacksburg	17 Feb 01
MDA	2:04.13	Olga Politova	Boston	12 Jan 84					
MDV	2:37.21	Fathmath Hasma	Pattaya	10 Feb 06					
MEX	2:06.6y	Charlotte Bradley	College Park	12 Jan 79					
MGL	2:15.45	Chuluunkhuu Shinetsetseg	Macau	31 Oct 07					
MHL*		See footnote			Notes				
MKD	2:13.16	Marina Mihajlova/Damcevska	Sofiya	21 Feb 88	<i>Oversized track:</i>				
MLI	2:08.14	Matata Sanogo	Aubiére	22 Feb 04	<i>BAH</i>	2:06.42	Te'shan Adderley	Geneva/USA	23 Feb 13
MLT	2:06.72	Tanya Blake	Boston/Roxbury	31 Jan 04	<i>BAR</i>	2:05.45	Sheena Gooding	Ames	14 Feb 04
MNE	2:25.02	Dejan Sošić	Athina	9 Feb 08	<i>BER</i>	2:05.08	Tamika Williams	Seattle	15 Feb 03
MON	3:07.30	Carine Cresto	Eaubonne	12 Dec 04	<i>CGO</i>	2:06.46	Léontine Tsiba	Johnson City	29 Jan 00
MOZ*	1:57.06	Maria Mutola	Liévin	21 Feb 99	<i>ECU</i>	2:12.62A	Janeth Caizalitin	Colorado Springs	25 Feb 95
MRI	2:06.91	Sheila Seebaluck	Liévin	21 Feb 88	<i>ISR</i>	2:09.16	Noah Beitler	Ames	10 Feb 01
MTN	2:37.29	Kadijetou Ba	Eaubonne	20 Dec 08		2:09.39	Shanie Landen	Seattle	1 Feb 14
MYA	2:20.21	Ni Ni Toe	Pattaya	13 Nov 05	<i>LAT</i>	2:04.02	Liga Velver	Seattle	14 Feb 15
NAM	1:59.91	Agnes Samaria	Stockholm	15 Feb 05	<i>LBR</i>	2:05.70	Fatimoh Muhammed	Ames	3 Mar 07
NED	2:00.01	Ester Goossens	Stockholm	15 Feb 01	<i>LCA</i>	2:07.14	Leander Ernest	Ames	14 Feb 09
NGR*	2:07.28	Regina George	Houston	16 Jan 15	<i>MHL</i>	2:19.68	Haley Nemra	Seattle	13 Feb 10
NOR	2:02.76	Hedda Hynne	Göteborg	30 Jan 16	<i>NGR</i>	2:07.23	Fatimoh Muhammed	Ames	11 Feb 06
NZL	2:00.36	Toni Hodgkinson	Paris	9 Mar 97	<i>PAN</i>	2:22.21	Kaila Smith	Nashville	23 Jan 15
PAK	2:12.25	Gulnaz Ara	Pattaya	14 Nov 05	<i>PHI</i>	2:13.44	Jessica Barnard	Seattle	14 Feb 14
PAN*	2:23.65	Kaila Smith	Birmingham/USA	26 Feb 15	<i>PNG</i>	2:21.18	Cecilia Kumalalalame	Lubbock	17 Jan 15
PAR	2:20.44	Ana Camila Pirelli	Linz	17 Feb 13	<i>PUR</i>	2:04.43	Lysaira Del Valle	Ames	5 Mar 05
PLE	2:45.33	Wissam Abd. Al-Bekheet	Tehran	6 Feb 04	<i>RSA</i>	2:05.72	Angela Wagner	Seattle	13 Feb 10
PHI*		See footnote			<i>TGA</i>	2:52.36	Melesia Mafile'o	Lubbock	3 Mar 07
PLW	2:19.80	Christina Wicker	Boston	1 Feb 14	<i>TTO</i>	2:04.90	Aleena Brooks	Ames	15 Feb 14
PNG*	2:23.00A	Cecilia Kumalalalame	Albuquerque	13 Feb 15	<i>URU</i>	2:21.28	Jéssica Miller	Murfreesboro	23 Feb 08
POL	1:59.99	Lidia Chojecka	Birmingham	14 Feb 99	<i>VIN</i>	2:12.39	Kineke Alexander	Ames	11 Dec 09
POR	2:00.81	Carla Sacramento	Sevilla	17 Feb 95					
PUR*	2:05.52	Lysaira Del Valle	Fayetteville	12 Mar 05	<i>Disallowed for running inside curb:</i>				
PYF	2:13.87	Florence Joly	Paris	2/3 Feb 91	<i>MOZ</i>	1:56.36	Maria Mutola	Liévin	22 Feb 98
QAT	2:31.67	Maroua Mustafa	Doha	26 Feb 10					
ROU	1:59.00	Doina Melinte	Budapest	8 Feb 87	<i>Annulled by doping violation:</i>				
RSA*	2:06.05	Dominique Scott	Fayetteville	29 Jan 16	<i>RUS</i>	1:56.49	Yelena Soboleva	Moskva	9 Feb 08
RUS*	1:57.47	Natalya Tsyganova	Maebashi	7 Mar 99					
RWA	3:16.36	Dativa Mukandinda	Nogent-sur-Oise	12 Jan 03					
SAM	2:25.79A	Kristy Slade	Pocatello	1 Feb 02	1500 Metres (y denotes one mile)				
SEN	2:09.92	Raissa Laval	Nantes	18 Jan 14	AFG	5:53.68	Madineh Ahmadi	Tehran	15 Feb 13
SEY	2:21.89	Céline Laporte	Nogent-sur-Oise	5 Feb 06	ALB	4:07.84	Luiza Gega	Istanbul	22 Feb 14
SKN	2:45.31	Serissa Rawlins	Lamoni	16 Feb 02	ARG	4:07.94	Nouria Mèrah-Benida	Chemnitz	18 Feb 00
SLE	2:17.60	Enice Barber	Nogent-sur-Oise	25 Feb 96	AND	4:44.41	Silvia Felipe	Vilafranca del Penedès	30 Jan 05
					ANG	4:21.20	Lilian Silva	Espinho	2 Feb 08
					ARG	4:20.63	Carmen Mabel Arrúa	San Sebastián	15 Mar 91
					ARM	4:55.05	Irina Poghosian	Istanbul	23 Feb 13
					AUS	4:11.08+	Sarah Jamieson	Boston/Roxbury	7 Feb 09
					AUT	4:06.99	Theresia Kiesel	Stuttgart	1 Feb 98

COUNTRY	MARK	NAME	VENUE	DATE	COUNTRY	MARK	NAME	VENUE	DATE
AZE	4:18.07	Layes Abdullayeva	Baku	20 Feb 10	MLT	4:49.64	Giselle Camilleri	Aubiére	18 Feb 12
BAH	5:10.92y	Jennaya Hield	New York/Armory	14 Feb 14	MNE	4:28.85	Sladjana Perunović	Istanbul	23 Feb 13
BDI	4:31.42	Spéciose Gakobwa	Mondeville	18 Jan 03	MOZ	4:17.93	Maria Mutola	Portland	1 Feb 92
BEL	4:09.18	Lindsey De Grande	Gent	13 Feb 11	MRI	4:25.85	Sheila Seebaluck	Bordeaux	27 Feb 94
BER	4:21.53	Ashley Couper	New York	13 Feb 04	MTN	6:07.90	Kadijetou Ba	Eaubonne	11 Jan 09
BIH	4:21.72	Jasmina Focak	Genova	16 Feb 85	MYA	4:57.61	Ni Ni Toe	Pattaya	15 Nov 05
BLR	4:04.42	Alesya Turova	Stockholm	12 Feb 04	NED	4:00.46	Sifan Hassan	Stockholm	19 Feb 15
BOL	4:20.16	Niusha Mancilla	Maebashi	5 Mar 99	NEP	4:46.13	Chchaya Khathri	Macau	31 Oct 07
BRA	5:45.85	Dolores Alves De Morini	Valencia	17 Jan 15	NOR	4:08.65	Ingvill Måkestad Bovim	Stockholm	22 Feb 11
BRN	3:59.79	Maryam Jamal	Valencia	9 Mar 08	NZL	4:11.78	Lucy Van Dalen	New York/Armory	11 Feb 12
BUL	4:04.19	Daniela Yordanova	Valencia	9 Mar 08	PAK	4:43.54	Sumaira Zahoor	Tehran	25 Sep 05
CAN	4:07.61	Nicole Sifuentes	Sopot	8 Mar 14	PAN	4:22.44	Rolanda Bell	New York/Armory	3 Feb 12
CAY	4:18.80	Michelle Bush-Cuke	New York	2 Mar 87	PAR	5:05.10	Lilian López	Barcelona	12 Mar 95
CHA	5:14.34	Bibiro Ali Taher	Val-de-Reuil	22 Feb 14	PLW	4:58.48y	Christina Wicker	Brnswnick	17 Jan 15
CHI	4:17.92	Alejandra Ramos	San Sebastián	15 Mar 91	PNG	6:26.95y	Betty Burma	Baton Rouge	23 Jan 09
CHN	4:09.71	Xue Fei	Nanjing	13 Feb 12	POL	4:03.58	Lidia Chojecka	Birmingham	21 Feb 03
CMR	4:21.78	Florence Djépé	Aubiére	1 Mar 03	POR	4:04.11	Carla Sacramento	Liévin	25 Feb 01
CRO	4:17.55	Liljana Čulibrk	Budapest	20 Jan 01	PRK	4:36.5	Yun Un Hui	Pyongyang	16 Aug 12
CUB	4:37.87	Dayane Huerta Venet	Sabadell	22 Jan 16	PUR	4:42.02y	Liliani Mendez	College Station	28 Feb 09
CYP	4:23.85	Natalia Evangelidou	Istanbul	22 Feb 14	PYF	4:58.18	Heiata Brinkfield	Reims	16 Jan 11
CZE	4:06.22	Ivana Kubešová	Sevilla	10 Mar 91	ROU	4:00.27+	Doina Melinte	East Rutherford	9 Feb 90
DEN	4:10.20	Tina Krebs	East Rutherford	9 Feb 85	RSA	4:16.96	René Kalmer	Gent	14 Feb 10
DOM	4:39.53y	Alexis Pannisse	College Station	28 Feb 14	RUS*	3:58.28	Yelena Soboleva	Moskva	18 Feb 06
ERI	4:24.55	Meraf Bahta	Stockholm	23 Feb 12	RWA	4:28.82	Mariamne Mukamurenzi	Bordeaux	18 Feb 90
ESP	4:01.77	Nuria Fernández	Valencia	14 Feb 09	SEN	4:28.43	Raissa Laval	Aubiére	21 Feb 15
EST	4:19.12	Maile Mangusson	Stockholm	15 Feb 01	SLO	4:05.44	Jolanda Čepiak	Glasgow (KH)	9 Mar 02
ETH	3:55.17	Genzebe Dibaba	Karlsruhe	1 Feb 14	SMR	5:05.93	Paola Carinato	Ancona	17 Jan 99
FIN	4:11.89	Sandra Eriksson	Stockholm	19 Feb 15	SRB	4:12.23	Marina Muncan	Torino	6 Mar 09
FRA	4:05.67	Hind Dehiba	Moskva	12 Mar 06	SRI*	5:04.51y	Hiruni Vijayaratne	Blacksburg	7 Feb 14
GBR	4:02.66	Kelly Holmes	Birmingham	16 Mar 03	STP	4:37.89	Celma Bonfim	Espinho	2 Feb 08
GEO	4:37.6	Laila Tzintzalashvili	Kharkov	28 Jan 79	SUD	4:28.3	Hind Roko Musa	Belfast	15 Feb 04
GER	4:03.64	Brigitte Kraus	Pireás	3 Mar 85	SUI	4:07.98	Sandra Gasser	Sindelfingen	14 Feb 93
GHA	5:03.35Ay	Lydia Mato	Albuquerque	7 Mar 15	SUR	4:14.05	Letitia Vriesde	Budapest	12 Feb 92
GIB	4:55.15	Kim Baglietto	Sheffield	12 Feb 14	SVK*	4:19.49	Andrea Sollarová	Wien	1 Feb 92
GRE	4:08.73	Konstadina Efedáki	Stuttgart	29 Jan 05	SWE	3:57.91	Abeba Aregawi	Stockholm	6 Feb 14
GRN	4:47.62y	Neisha Bernard-Thomas	Baton Rouge	5 Mar 10	SYR	4:48.0	Zeinab Bakour	Rashd	15 Dec 97
GUA	4:56.98	Cristina Girón	Indianapolis	8 Mar 87	TAN	4:12.24+	Zakia Mrisho	Gent	8 Feb 09
GUM	4:56.74	Sloan Siegrist	Medford	14 Jan 06	THA	5:13.72	Sonthiya Saiweaw	Pattaya	12 Feb 06
HKG	5:12.66	Leung Ying Suet	Macau	11 Feb 07	TJK	4:36.8	Gulsara Dadabayeva	Rashd	12 Oct 01
HUN	4:06.04	Judit Varga	Karlsruhe	15 Feb 04	TKM	4:47.5	Merjen Ishangulyeva	Ashgabat	5 Feb 11
INA	4:44.83	Rini Budiarti	Tehran	25 Sep 05	TLS	5:11.99	Ines Borges da Silva	Macau	31 Oct 07
IND	4:15.42	Sinimol Paulose	Doha	14 Feb 08	TTO*	4:36.87y	Pilar McShine	College Station	14 Mar 09
IRI	4:26.10	Leila Ebrahimi	Hanoi	31 Oct 09	TUN	4:13.83	Abir Nakhli	Birmingham	15 Mar 03
IRL	4:11.06+	Sinead Delahunty	New York	8 Jan 00	TUR	4:07.94	Gamez Bulut	Istanbul	15 Feb 14
ISL	4:38.6	Maysaa Hussein Matrood	Rashd	12 Oct 01	UAE	4:05.61	Bethem Desalegn	Stockholm	19 Feb 15
ISR	4:19.31	Anita Hinriksdóttir	Reykjavik	26 Jan 14	UGA	4:19.50	Dorcus Inzikuru	Ancona	19 Feb 05
ISR	4:33.12	Viorica Auplager	Bacău	14 Mar 98	UKR	4:06.78	Anzhela Shevchenko	Liévin	14 Feb 12
ITA	4:04.01	Gabriella Dorio	Milano	7 Mar 82	USA	3:59.98	Regina Jacobs	Boston/Roxbury	1 Feb 03
ISV	4:59.46y	Ninfa Barnard	Birmingham/USA	8 Feb 14	UZB	4:03.9	Zamira Zaytseva	Wien	25 Feb 79
JAM	4:12.86	Mardrea Hyman	Karlsruhe	15 Feb 04	VEN	4:59.55	Yoly Mendoza	Budapest	30 Mar 14
JOR	4:47.0	Khadija Amal Al-Matari	Rashd	15 Dec 97	VIE	4:23.04	Truong Thanh Hang	Hanoi	31 Oct 09
JPN	4:19.61	Yoshiko Ichikawa	Yokohama	6 Mar 93	VIN	4:23.16	Bigna Samuel	Indianapolis	11 Mar 95
KAZ	4:16.96	Svetlana Lukasheva	Pattaya	15 Nov 05	ZIM*		See footnote		
KEN	4:05.17	Irene Jelagat	Stockholm	22 Feb 11					
KGZ	4:25.36	Viktoriya Polyudina	Hangzhou	15 Feb 14					
KOR	4:40.25	Younm Ko-Eun	Hanoi	31 Oct 09					
KOS	4:51.81	Gresa Braçraji	Tiranë	25 Jan 12					
LAT	4:15.10	Pojlina Jelizarova	Göteborg	1 Mar 13					
LIB	4:52.0	Natasha Farran	Kiyev	23 Jan 98					
LTU	4:08.02	Laimutė Baikauskaitė	Volgograd	10 Feb 88					
LUX	4:24.25	Martine Nobili	Kirchberg	30 Jan 16					
MAC	5:22.84	Cheng Ka I	Macau	11 Feb 07					
MAD	4:19.64	Marie-Eliane Saholinirina	Sopot	7 Mar 14					
MAR	4:03.67	Mariam Alaoui Selsouli	Liévin	14 Feb 12					
MDA	4:07.4	Svetlana Guscova	Wien	25 Feb 79					
MDV	5:34.68	Fathimath Hasma	Pattaya	12 Feb 06					
MEX	4:51.84	Deyanira Rivera	Liévin	1 Feb 04					
MGL	4:38.07	Chuluunkhuu Shinetsetseg	Hangzhou	15 Feb 14					
MKD	4:34.02	Daniela Kuleska	Sofiya	29 Jan 00					

Notes

Oversized track:

SRI	5:03.25y	Hiruni Vijayaratne	Lexington	18 Jan 14
TTO	4:35.99y	Pilar McShine	Seattle	13 Feb 10
ZIM	4:55.43	Letiwe Marakurwa	Moscow/USA	7 Mar 03

Mixed competition:

SVK	4:16.2	Andrea Sollarová	Bratislava	8 Feb 92
-----	--------	------------------	------------	----------

Annulled by doping violation:

RUS	3:57.71	Yelena Soboleva	Valencia	9 Mar 08
-----	---------	-----------------	----------	----------

3000 Metres

ALB	9:29.83	Anila Kasati-Mekshi	Pireás	27 Jan 96
ALG	9:05.25	Samira Chellah	Aubiére	25 Feb 06
AND	10:09.24	Silvia Felipo	Viafranca del Penedés	6 Feb 05

COUNTRY	MARK	NAME	VENUE	DATE	COUNTRY	MARK	NAME	VENUE	DATE
ANG	9:47.49	Lilian Silva	Pombal	21 Feb 09	LBR	10:55.03	Eunice Jones	Landover	18 Feb 12
ARG	9:25.75	Griselda González	Sevilla	17 Feb 91	LCA	10:26.56	Nessa Paul	Fayetteville	13 Feb 04
ARM	11:06.35	Valya Avagian	Mashad	3 Feb 12	LIB	9:52.98	Maria Pia Nehmé	Montréal	23 Jan 15
ARU	10:24.79	Cornelia Melis	Indianapolis	7 Mar 87	LTU	8:46.74	Regina Čistiaková	Moskva	8 Feb 86
AUS	8:42.75	Benita Willis	Lisboa	10 Mar 01	LUX	9:44.79	Danièle Kaber	Gent	15 Jan 95
AUT	8:47.51	Susanne Pumper	Stuttgart	29 Jan 05	MAD	9:32.02	Marie-Eliane Saholinirina	Eaubonne	10 Feb 15
AZE	8:49.65	Layes Abdullayeva	Doha	12 Mar 10	MAR	8:35.86	Meryem Alaoui Selsouli	Valencia	9 Feb 08
BAH	10:51.08	Hughnique Rolle	Fairfax	1 Feb 14	MDA*	9:00.59	Svetlana Guscova	Moskva	20 Feb 82
BDI*	9:24.25	Diane Nukuri	Minneapolis	26 Jan 08	MEX*	9:40.20A	Kathy Garcia	Albuquerque	29 Jan 11
BEL	8:51.96	Veerle Dejaeghere	Gent	25 Feb 00	MGL	10:03.69	Battsetseg Baatarxuu	Macau	1 Nov 07
BER	9:52.20	Ashley Berry	Sheffield	22 Feb 15	MKD	10:02.16	Daniela Kuleska	Sofiya	8 Feb 04
BIH	9:26.08	Mirsada Burić/Adam	Torino	13 Feb 91	MLT	10:25.13	Giselle Camilleri	Nantes	7 Mar 15
BLR	8:48.02	Svetlana Kudzelich	Praha	7 Mar 15	MNE	9:30.60	Sladana Perunović	Istanbul	22 Feb 14
BOL	9:35.1	Niusha Mancilla	Zaragoza	9 Feb 03	NED	8:33.82	Elyy van Hulst	Budapest	4 Mar 89
BRA	12:03.90	Dolores Alves De Morini	Valencia	17 Jan 15	NEP	10:33.77	Nirmala Bharati	Pattaya	13 Nov 05
BRN	8:43.16	Maryam Jamal	Hangzhou	16 Feb 14	NOR	8:50.26	Ingrid Kristiansen	Turku	23 Feb 85
BUL	8:47.45	Daniela Yordanova	Gent	27 Feb 00	NZL	8:38.14	Kim Smith	Boston/Roxbury	27 Jan 07
CAN	8:48.56	Megan Metcalfe	Valencia	7 Mar 08	PAK	11:45.13	Noreen Shaguffa	Tehran	27 Sep 05
CAY	9:28.99	Michelle Bush-Cuke	West Point	22 Feb 87	PAN*	9:19.39	Rolanda Bell	Boston/Allston	30 Jan 15
CHA	10:25.19	Bibiro Ali Taher	Val-de-Reuil	16 Jan 16	PER	9:25.57	Ena Guevara Mora	New York	27 Feb 87
CHI	9:15.22	Alejandra Ramos	Toronto	13 Mar 93	PLW	9:55.83	Christina Wicker	Boston/Allston	30 Jan 15
CHN	8:41.34	Dong Yanmei	Lisboa	10 Mar 01	PNG*		See footnote		
CMR	11:19.44	Marie-Mado Amana Assanga	Ngent-sur-Oise	29 Nov 15	POL	8:38.21	Lidia Chojecka	Stuttgart	3 Feb 07
COL	9:49.23	Rosa Ibarra	Lincolnt	1 Mar 96	POR	8:36.79	Carla Sacramento	Birmingham	17 Feb 02
CPV	11:37.38	Sonia Lopes	Lisboa	9 Mar 01	PRK	9:14.53	Li Si-Ni	Osaka	11 Feb 89
CRO	9:16.78	Lisa Christina Stubić	Wien	11 Feb 12	PUR*	9:16.23	Beverly Ramos	Fayetteville	13 Mar 10
CUB	9:46.05	Milagros Rodriguez	Paris	20 Feb 93	PYF	10:48.25	Heiata Brinkfield	Reims	19 Dec 09
CYP	9:40.52	Meropi Panayiotou	Birmingham/USA	18 Jan 14	ROU	8:32.88	Gabriela Szabo	Birmingham	18 Feb 01
CZE	8:49.15	Andrea Šuldesová	Erfurt	3 Feb 99	RSA*	8:55.19	Dominique Scott	Fayetteville	14 Mar 15
DEN	9:19.56	Maria Larsen	Skive	22 Feb 15	RUS	8:27.86	Lilija Shobukhova	Moskva	17 Feb 06
DOM	9:35.05	Alexis Panisse	College Station	8 Feb 14	RWA	9:26.89	Claudette Mukasakindi	Istanbul	9 Mar 12
ECU	9:13.68	Janeth Caizalifin	Indianapolis	9 Mar 96	SLO	8:47.49	Helena Javornik	Stuttgart	3 Feb 02
ERI	9:19.99	Weini Kelati	Winston-Salem	30 Jan 16	SMR	11:54.59	Paola Carinato	Ancona	7 Mar 08
ESP	8:40.98	Marta Domínguez	Lisboa	10 Mar 01	SRB	9:04.23	Snezana Pajkić	Wien	1 Feb 87
EST	9:07.1	Ille Kukk	Moskva	3 Feb 85	SRI*	9:50.67	Hiruni Wijayaratne	Fayetteville	9 Feb 13
ETH	8:16.60	Genzebe Dibaba	Stockholm	6 Feb 14	STP	9:48.97	Celma Bonfim	Espinho	3 Feb 08
FIN	8:54.06	Sandra Eriksson	Praha	7 Mar 15	SUD	9:35.29	Hind Roko Musa	Belfast	14 Feb 04
FRA	8:41.63	Yamna Oubouhou/Belkacem	Maebashi	7 Mar 99	SUI	9:16.64	Astrid Leutert	Boston/Allston	7 Feb 14
GBR	8:31.50	Joanne Pavey	Stuttgart	3 Feb 07	SUR	9:07.08	Leitiia Vriesde	Den Haag	31 Jan 93
GBS	10:50.95	Fiona Goncalves	Espinho	31 Jan 09	SVK*	9:19.17	Ludmila Melicherová	Piraeas	3 Mar 85
GEO	10:45.6	Nino Tatrulaime	Tbilisi	02	SWE	8:50.32	Sara Wedlund	Stockholm	9 Mar 96
GER	8:41.79	Kathrin Ulrich	Wien	13 Feb 88	SYR	10:14.5	Zeinab Bakour	Rashd	16 Dec 97
GHA	10:10.73A	Lydia Mato	Albuquerque	6 Mar 15	TAN	8:51.23	Restituta Joseph	Stuttgart	2 Feb 03
GIB	11:13.69	Emma Jane Montiel	London (LV)	18 Mar 12	THA	9:46.55	Jane Vongvorachoti	New York/Armory	15 Feb 13
GRE*	8:53.95	Konstadina Efedáki	Birmingham	18 Feb 05	TJK	9:00.96	Alla Libutina	Moskva	18 Feb 83
GUA	9:56.67	Dina Judith Velasquez Cruz	Birmingham	14 Mar 03	TTO	9:30.10	Tonya Nero	Lincoln	22 Jan 11
GUM	9:51.76	Sloan Siegrist	Boston	10 Feb 06	TUN	8:46.61	Habiba Ghribi	Birmingham	21 Feb 15
GUY	10:10.10	Abidemi Charles	Sterling	28 Feb 03	TUR	8:46.50	Almitu Bekele	Torino	8 Mar 09
HKG	9:19.28	Chan Man Yee	Indianapolis	6 Mar 99	UAE	8:46.54	Bethlem Desalegn	Hangzhou	16 Feb 14
HUN	8:55.99	Zita Ágoston	Budapest	6 Mar 88	UGA	9:11.75	Dorcus Inzikuru	Genova	22 Feb 04
INA	9:49.75	Rini Budiarti	Pattaya	11 Feb 06	UKR	8:41.01	Svitlana Schmidt	Summy	18 Feb 12
IND	9:09.81	Suryia Loganathan	Hangzhou	19 Feb 12	USA	8:33.25	Shalane Flanagan	Boston/Roxbury	27 Jan 07
IRI	9:51.08	Leila Ebrahimi	Hanoi	2 Nov 09	UZB	8:54.19	Svetlana Ulmasova	Moskva	19 Feb 82
IRL	8:43.74	Mary Cullen	Boston	13 Feb 09	VEN	9:45.48	Valentina Medina	Lincoln	23 Feb 02
IRQ	10:05.6	Maysaa Hussein Matrood	Rashd	12 Oct 01	VIE	9:36.38	Bui Thi Hien	Macau	1 Nov 07
ISL	9:07.02	Ragnheidur Ólafsdóttir	Oklahoma City	12 Mar 88	ZAM	9:15.43	Miriam Kaumba	Lincoln	17 Feb 06
ISR*	10:07.23	Lital Azulay	Nampa	12 Feb 05	ZIM	9:38.75	Faith Kamangila	Fayetteville	22 Jan 05
ISV	10:00.34	Ninfa Barnard	Birmingham/USA	22 Feb 14					
ITA	8:44.81	Silvia Weissteiner	Birmingham	4 Mar 07	Notes				
JAM	9:08.55	Korine Hinds	Boston/Roxbury	1 Feb 03	<i>Oversized track:</i>				
JOR	10:14.2	Khadja Amal Al-Matari	Rashd	16 Dec 97	<i>BDI</i>	<i>9:18.95</i>	<i>Diane Nukuri-Johnson</i>	<i>Ames</i>	<i>12 Feb 11</i>
JPN	9:01.39	Akiko Kawashima	Maebashi	7 Mar 99	<i>ISR</i>	<i>9:39.7</i>	<i>Zehava Shmueli</i>	<i>Paris</i>	<i>11 Mar 80</i>
KAZ	9:20.95	Valentina Shateyka	Moskva	18 Feb 85	<i>MEX</i>	<i>9:38.11</i>	<i>Laura Galván</i>	<i>Ames</i>	<i>28 Feb 15</i>
KEN	8:29.99	Hellen Obiri	Stockholm	6 Feb 14	<i>PAN</i>	<i>9:18.48</i>	<i>Rolanda Bell</i>	<i>Seattle</i>	<i>16 Jan 16</i>
KGZ	9:30.76	Viktorya Polyudina	Doha	12 Mar 10	<i>PNG</i>	<i>12:16.98</i>	<i>Poro Gahekava</i>	<i>Lubbock</i>	<i>17 Jan 15</i>
KOR	9:40.22	Kim Sung-Eun	Pattaya	13 Nov 05	<i>PUR</i>	<i>9:14.62</i>	<i>Beverly Ramos</i>	<i>South Bend</i>	<i>6 Mar 10</i>
KOS	10:37.25	Luljeta Zhegrova-Shala	Tiranë	2 Feb 15	<i>RSA</i>	<i>8:52.57</i>	<i>Dominique Scott</i>	<i>Seattle</i>	<i>14 Feb 15</i>
LAT	8:44.66	Jelena Čelnova/Prokopčuka	Gent	27 Feb 00	<i>SRI</i>	<i>9:46.35</i>	<i>Hiruni Wijayaratne</i>	<i>Lexington</i>	<i>26 Jan 13</i>
					<i>SVK</i>	<i>9:15.66</i>	<i>Ludmila Melicherová</i>	<i>Jablonec</i>	<i>7 Feb 87</i>

COUNTRY	MARK	NAME	VENUE	DATE	COUNTRY	MARK	NAME	VENUE	DATE
<i>Not recognised by federation:</i>					GRE	7.91	Flóra Redoúmi	Budapest	7 Mar 04
MDA	8:55.30	Svetlana Guskova	Moskva	19 Feb 82	GRN	8.76	Colleen Felix	Levelland	20 Feb 09
<i>Annulled by doping violation:</i>					GUI	8.04	Fatmata Fofanah	Lexington	12 Jan 08
GRE	8:52.21	Maria Tsiřba	Birmingham	15 Mar 03		8.04	Fatmata Fofanah	Fayetteville	14 Mar 08
60 Metres Hurdles					GUY	8.45	Myrtle Chester	Louisville	5 Feb 82
AIA	9.39	Dee-Ann Kentish-Rogers	Sheffield	21 Feb 14	HAI	7.99	Nadine Faustin-Parker	Düsseldorf	17 Feb 06
ALB	8.80	Anila Meta	Wien	2 Mar 02	HKG	8.32	Chan Sau Ying	Montréal	16 Jan 94
ALG	8.28	Yasmina Azzizi-Kettab	Berlin	15 Feb 92	HON	8.52	Jéimy Bernárdez	Sevilla	21 Feb 09
AND	9.43	Montserrat Pujol	San Sebastián	10 Mar 07	INA	8.00	Xénia Siska	Paris	18 Jan 85
	8.9	Montserrat Pujol	Escalades	3 Mar 01	IND	8.54	Dedeh Erawati	Pattaya	11 Feb 06
ANG	8.90	Delphina Joaquim	Espinho	10 Feb 02	IRI	8.72	Elnaz Kompani	Tehran	22 Jan 16
ANT	10.06	Elma Camacho	Clemson	13 Feb 09	IRL	7.84	Derval O'Rourke	Moskva	11 Mar 06
ARG	8.47	Beatriz Capotosto	Paris	18 Jan 85	IRQ	9.55	Bahar Kasrou	Tehran	25 Feb 10
ARM	9.50	Kristine Harutunian	Tehran	15 Feb 13	ISL	8.31	Gudrun Arnardóttir	Lexington	25 Feb 96
AUS	7.73	Sally Pearson	Istanbul	10 Mar 12		8.31	Gudrun Arnardóttir	Gent	26 Feb 00
AUT	7.96	Beate Schrott	Wien	23 Feb 13	ISR	8.03	Irina Lenskiy	Moskva	27 Jan 02
AZE	8.54	Ella Kolesnikova	Zaporizhzhya	90	ISV	8.38	Flora Hyacinth	Baton Rouge	7 Feb 87
BAH	8.11	Devynne Charlton	Birmingham/USA	23 Jan 16	ITA	7.94	Veronica Borsi	Göteborg	1 Mar 13
BAR	8.11	Kierre Beckles	Lexington	26 Feb 12	IVB	8.68	Ariana Forbes	Landover	13 Feb 10
BEL	7.92	Eline Berings	Torino	6 Mar 09	JAM	7.74	Michelle Freeman	Madrid	3 Feb 98
BEN	8.57	Odile Ahouanwanou	Val-de-Reuil	1 Feb 15	JOR	10.47	Shifa Anabtwi	Pattaya	10 Feb 06
	8.57	Odile Ahouanwanou	Reims	8 Feb 15		9.8	Rania Shoukri Al-Qabali	Doha	14 Feb 08
BER	8.96	Shianne Smith	Seattle	29 Jan 10	JPN	8.12	Yvonne Kanazawa	Maebashi	5 Mar 99
BIH	8.56	Emina Pilav	Sofiya	15 Feb 75	KAZ	7.82	Olga Shishigina	Liévin	21 Feb 99
BIZ	9.11	Alexia Neal	Chapel Hill	16 Jan 16	KGZ	8.78	Aiganysh Asanaliyeva	Moskva	7 Feb 07
BLR	7.85	Alina Talay	Praha	6 Mar 15	KOR	8.32A	Jung Hye-Lim	Flagstaff	21 Feb 14
	7.6	Lidiya Yurkova	Minsk	24 Feb 90	LAT	8.06	Ludmila Olijara	Chişinău	17 Feb 85
	7.6	Lidiya Yurkova	Lugansk	11 Jan 92	LBR	8.12	Kia Davis	New York/Armory	8 Feb 08
BOT	8.51	Oarabile Babolayi	Cedar Falls	1 Mar 15	LCA	8.35	Makeba Alcide	Fayetteville	12 Feb 13
BRA	8.08	Maita Paula Machado	Moskva	11 Mar 06	LIB	9.39	Krystal Saneh	Hangzhou	16 Feb 14
BUL	7.74	Yordanka Donkova	Sofiya	14 Feb 87	LIE	8.41	Manuela Marxer	Mannheim	24 Feb 94
CAF	8.38	Maria-Joëlle Conjungo	Paris	4 Feb 01	LTU	8.03	Sonata Tamošaitytė	Istanbul (3h2)	10 Mar 12
	8.38	Maria-Joëlle Conjungo	Eaubonne	7 Feb 03		8.03	Sonata Tamošaitytė	Istanbul (4)	10 Mar 12
CAN	7.75	Perdita Felicien	Budapest	7 Mar 04	LUX	8.33	Véronique Linster	Gent	4 Feb 96
CAY	9.58	Ashleigh Nalty	Elshah	20 Feb 14		8.33	Véronique Linster	Gent	7 Feb 96
CGO	8.77	Solène Eboulabeka	Aubiéře	6 Jan 07		8.33	Véronique Linster	Karlsruhe	11 Feb 96
	8.77	Solène Eboulabeka	Eaubonne	28 Jan 07	MAC	11.09	Tam Sok Teng	Macau	11 Feb 07
CHI	8.54	Francisca Guzmán	Linz	5 Feb 09	MAD	7.89	Nicole Ramalalanirina	Liévin	18 Feb 96
CHN	8.02	Wu Shujiao	Hangzhou	15 Feb 14	MAR	8.67	Sanae Zouine	Valencia	1 Feb 14
CIV	8.17	Rosvitha Okou	Mondeville	1 Feb 14	MAS	8.38	Moh Siew Wei	Karlsruhe	30 Jan 05
CMR	8.34	Caroline Kaboud Mebam	Luxembourg	19 Jan 08	MDA	8.07	Maria Mercic	Moskva	20 Feb 82
COD	8.38	Cynthia Maduangele Bolingo	Gent	29 Jan 11	MEX	8.43	Jacqueline Tavares	Spala	21 Feb 99
COL	8.24	Brigith Meriano	Houston	2 Feb 08	MKD	8.40	Marina Mihajlova/Damevska	Sofiya	4 Feb 95
COM	8.39	Feta Ahamada	Liévin	20 Feb 09	MLI	8.57	Rahamatou Dramé	Ngent-sur-Oise	7 Mar 15
CPV	9.53	Claudia Moreira	Alpiarca	16 Jan 05	MLT	9.56	Rebecca Fitz	London (LV)	30 Jan 16
CRO	7.97	Andrea Ivančević	Praha	6 Mar 15	MNE	9.57	Liljana Matović	Novi Sad	28 Feb 15
CUB	7.90	Anay Tejeda	Karlsruhe	10 Feb 08		9.0	Sanja Tripković	Beograd	18 Feb 96
CYP	8.19	Evmorfia Baourda	Athina	11 Feb 06	MON	9.72	Carine Cresto	Paris	4 Feb 01
CZE	7.95	Lucie Škrábáková	Torino	6 Mar 09	MRI	8.77	Stéphanie Domaingue	Liévin	18 Feb 01
DEN	8.42	Lene Demnitz	Solna	1 Feb 86	NAM	10.52	Angelique Rall	Sindelfingen	10 Mar 04
DMA	8.38	Thea LaFond	Geneva/USA	27 Feb 15	NED	7.89	Marjan Olyslager	Budapest	5 Mar 89
DOM	8.16	Lavonne Idlette	Sopot	7 Mar 14	NGR	7.82	Glory Alozie	Madrid	16 Feb 99
ECU	8.26	Nancy Vallecilla	Karlsruhe	7 Feb 88	NOR	7.83	Christina Vukicevic	Paris	4 Mar 11
ESA	8.85	Laura Valldeperas	Bloomington	6 Feb 04	NZL	8.60A	Maddie Gipson	Albuquerque	28 Feb 15
ESP	7.83	Glory Alozie	Birmingham	15 Mar 03	OMA	9.02	Buthayna Ayed Al-Yacoubi	Tehran	15 Feb 13
EST	8.16	Ksenija Balta	Tallinn	20 Jan 10	PAK	9.30	Shabana Khitak	Rashd	12 Oct 01
FIJ	9.20	Milika Tuivanuaou	Geneva/USA	3 Mar 11	PAN	7.91	Yvette Lewis	Sopot	7 Mar 14
FIN	7.97	Nooralotta Nezirı	Praha	6 Mar 15	PAR	8.79	Ana Camilla Pirelli	Linz	17 Feb 13
FRA	7.82	Monique Ewanjé-Épée	Paris	23 Feb 91	PER	8.53	Edith Noeding	Dortmund	6 Feb 76
	7.82	Linda Ferga-Khodadin	Budapest	7 Mar 04	PNG	8.46	Sharon Kwarula	Birmingham/USA	13 Mar 15
GAB	9.33	Ornica Agaya	Mouilleron-le-Capitif	16 Jan 15	POL	7.77	Zofia Bielczyk	Sindelfingen	1 Mar 80
GAM	11.16	Hadija Sidibeh Jambo	Vilafranca del Penedés	17 Jan 09	POR	8.08	Isabel Abrantes	Espinho	17 Feb 01
GBR	7.80	Tiffany Ofili/Porter	Paris	4 Mar 11	PUR	8.45	Joyce Meléndez	Toronto	13 Mar 93
GBS	8.76	Sténia Betuncal	Pombal	20 Feb 10	PYF	8.92	Véronique Boyer	Paris	20 Feb 93
GEO	8.21	Olga Vershinina	Ordzhonikidze	6 Mar 82	QAT	10.40	Fatima Mazaher Sassani	Doha	26 Feb 10
GER	7.73	Cornelia Oschkenat	Wien	25 Feb 89	ROU	7.86	Mihaela Pogacean	Budapest	5 Mar 88
GHA	8.03	Vida Nsiah	Paris	8 Mar 97		7.86	Mihaela Pogacean	Bacău	21 Jan 89

COUNTRY	MARK	NAME	VENUE	DATE	COUNTRY	MARK	NAME	VENUE	DATE
RSA	9.44	Winnie de Winnaar	Sindelfingen	13 Mar 04	CAN	1.99	Debbie Brill	Edmonton	23 Jan 82
	9.44	Simone Reinders	London (LV)	31 Jan 15	CAY	1.70	Ashleigh Nalty	Geneva/USA	2 Mar 13
RUS	7.69	Lyudmila Narozhilenko	Chelyabinsk	4 Feb 90		1.70	Ashleigh Nalty	Akron	7 Feb 15
	7.4	Lyudmila Narozhilenko	Chişinău	27 Jan 90	CGO	1.69	Tania Matshoko	Aubiére	3 Mar 12
RWA	10.98	Dativa Mukandinda	Nogent-sur-Oise	12 Jan 03	CHI	1.57	Carolina Sanz	Jyväskylä	3 Apr 12
SAM	8.70A	Kristy Slade	Pocatello	1 Feb 02	CHN	1.95	Zheng Xingjuan	Nanjing	9 Mar 14
SEN	8.15	Gnima Faye	Sopot	7 Mar 14	CIV	1.75	Yanine Blé-Simon	Neubrandenburg	5 Feb 06
SEY	8.60	Céline Laporte	Bompas	15 Jan 06	CMR	1.69	Antoinette Nana Djimou	Paris	14 Dec 02
	8.60	Céline Laporte	Bordeaux	18 Feb 06	COD	1.66	Kapinga Dorcas Mutombo	Eaubonne	3 Feb 07
SIN	9.00	Dipna Lim Prasad	Istanbul	9 Mar 12	COL	1.81	Caterine Ibarguen	Moskva	11 Mar 06
SLE	8.32	Eunice Barber	Liévin	9 Jan 97	COM	1.59	Richalda Mohamed	Eaubonne	8 Nov 15
SLO	7.78	Brigitta Bukovec	Stuttgart	7 Feb 99	CPV	1.50	Vera Barbosa	Alpiarca	22 Jan 06
SMR	9.10	Barbara Rustignoli	Ancona	7 Feb 09		1.50	Kidline Gomes	Pombal	21 Feb 15
SRB	8.20	Jelena Jotanović	Pireás	21 Feb 09	CRO	2.06	Blanka Vlašić	Arnstadt	6 Feb 10
STP	8.67	Lecabela Quaresma	Pombal	23 Feb 14	CUB	2.01	Ioanmet Quintero	Berlin	5 Mar 93
SUI	7.95	Julie Baumann	Karlsruhe	31 Jan 92	CYP	1.93	Leontia Kallanou	Fayetteville	13 Mar 15
SVK	8.04	Miriám Bobková	Karlsruhe	10 Feb 08	CZE	1.99	Barbora Laláková	Banská Bystrica	14 Feb 06
SWE	7.68	Susanna Kallur	Karlsruhe	10 Feb 08	DEN	1.90	Pia Zinck	Paris	7 Mar 97
SYR	8.85	Fadoua Al-Boza	Tehran	27 Sep 05		1.90	Pia Zinck	Arnstadt	30 Jan 98
TGA	9.40A	Melesia Mafile'o	Albuquerque	28 Jan 06	DMA	1.85	Thea LaFond	Clemson	27 Feb 14
THA	8.09A	Trecia Roberts	Colorado Springs	19 Feb 00		1.85	Thea LaFond	Albuquerque	15 Mar 14
TJK	7.92	Nadezhda Korschunova	Chişinău	17 Feb 85	DOM	1.88	Juana Arrendel	Stuttgart	2 Feb 03
TKM	9.86	Irina Velikhanova	Hangzhou	16 Feb 14	ESA	1.47	Laura Veldeperas	Miami	1 Dec 01
	9.1	Irina Velikhanova	Ashgabat	24 Jan 15	ESP	2.01	Laura Beitia	Pireás	24 Feb 07
TOG	8.68	Sandrine Thiébaud-Kangni	Eaubonne	10 Feb 02	EST	1.94	Anna Iljušišenko	Arnstadt	2 Feb 13
TPE	8.39	Huang Mei-Hua	Ames	5 Feb 99	FIJ	1.60	Milika Tuivanavou	Geneva/USA	3 Mar 11
TTO	8.13	Aleesha Barber	State College (2st)	30 Jan 09	FIN	1.90	Marianne Mattas	Mustasaari	9 Feb 02
	8.13	Aleesha Barber	State College (2)30 Jan 09		FRA	1.97	Melanie Skotnik	Aubiére	18 Feb 07
TUN	8.91	Samar Ezzina	Bompas	31 Jan 15	GAB	1.33	Laura Malhaby	Nice	21 Jan 12
	8.91	Samar Ezzina	Nogent-sur-Oise	7 Mar 15	GAM	1.41	Hawa Sawaneh	Val-de-Reuil	8 Feb 15
TUR*	8.00	Nevin Yanit	Gent	18 Feb 07	GBR	1.97	Katarina Johnson-Thompson	Sheffield	14 Feb 15
UKR	7.85	Natalya Grigoryeva	Chelyabinsk	4 Feb 90	GBS	1.57	Placidia Mirohlo	Braga	17 Jan 04
USA	7.72	Lolo Jones	Doha	13 Mar 10	GEO	1.86	Valentyna Lishenko	Lviv	17 Jan 15
UZB	7.93	Vera Akimova	Moskva	17 Feb 84	GEQ	1.20	Teresa Mangue	Antequera	29 Jan 12
VEN	10.97	Lisbeth Mijares	Budapest	25 Mar 14	GER	2.07	Heike Henkel	Karlsruhe	8 Feb 92
VIE	8.49	Vu Thi Hang Ni	Hanoi	2 Nov 09	GHA	1.81	Ruky Abdulai	Seattle	28 Jan 06
						1.81	Ruky Abdulai	Seattle	27 Jan 07
					GRE	1.96	Niki Bakoyiánni	Pireás	11 Feb 96
						1.96	Niki Bakoyiánni	Stockholm	10 Mar 96
					GRN	1.89	Patricia Sylvester	Fayetteville	9 Mar 07
					GUI	1.62	Fatoumata Balley	Bordeaux	1 Feb 14
					GUM	1.52	Kristi Hammond	Boston	15 Feb 14
					GUY	1.87	Najuma Fletcher	Indianapolis	11 Mar 95
					HAI	1.78	Linda Louissaint	Gainesville	6 Feb 05
					HKG	1.71	Chang Mei Tik	Beijing	20 Feb 01
					HUN	1.99	Katalin Sterk	Milano	7 Mar 82
					IND	1.84	Bobby Aloysius	Birmingham	14 Feb 04
					IRI	1.80	Zahra Nabizadeh	Macau	31 Oct 07
					IRL	1.93	Deirdre Ryan	Leverkusen	18 Jan 09
					IRQ	1.44	Anwar Jebur	Doha	26 Feb 10
					ISL	1.88	Thordis Gisladóttir	Pontiac	12 Mar 83
					ISR	1.94	Danielle Frenkel	Paris	5 Mar 11
					ISV	1.73	Wanetta Kirby	Chapel Hill	21 Feb 15
					ITA	2.04	Antonietta Di Martino	Banská Bystrica	9 Feb 11
					IVB	1.47	Kanishque Todman	Charleston	2 Mar 12
					JAM	1.90	Marisa Cadenhead	Boston	8 Mar 02
					JOR	1.43	Rania Shoukri Al-Qabali	Doha	14 Feb 08
					JPN	1.91	Megumi Sato	Osaka	15 Jan 86
						1.91	Megumi Sato	Osaka	11 Feb 89
						1.91	Megumi Sato	Yokohama	11 Mar 90
						1.91	Miki Imai	Beijing	25 Feb 98
						1.91	Miki Imai	Stockholm	15 Feb 01
						1.91	Miki Imai	Dortmund	5 Feb 03
					KAZ	1.98	Svetlana Zalevskaaya	Samara	2 Mar 96
					KGZ	1.95	Tatyana Efimenko	Stockholm	2 Feb 06
					KOR	1.91	Kim Hee-Sun	Osaka	11 Feb 88
					LAO	1.41	Phillylack Sackpaseuth	Hanoi	31 Oct 09
					LAT	1.92	Valentina Gotskova	Vilnius	8 Jan 89
					LCA	1.95	Levern Spencer	Sopot	7 Mar 14

Note

Annulled by doping violation:

TUR	7.89	Nevin Yanit	Göteborg	1 Mar 13
-----	------	-------------	----------	----------

High Jump

AIA	1.72	Shinelle Proctor	Lexington	24 Jan 14
ALB	1.85	Klodeta Gjini	Tirane	14 Mar 88
ALG	1.76	Katiba Korbaa	Aubiére	9 Feb 07
	1.76	Katiba Korbaa	Paris	24 Feb 07
AND	1.81	Margarida Moreno	San Sebastián	17 Feb 90
ANG	1.64	Xenia Fortes	Espinho	15 Feb 98
ANT	1.87	Priscilla Frederick	Princeton	24 Jan 15
ARG	1.94	Solange Witteveen	Brno	9 Feb 00
ARM	1.55	Viktoria Stepanyan	Istanbul	22 Feb 14
AUS	1.97	Alison Inverarity	Toronto	13 Mar 93
AUT	1.96	Sigrid Kirchmann	Paris	12 Mar 94
AZE	1.75	Irina Bogdanova	Baku	83
BAH	1.83	Kenya Culmer	Cedar Falls	2 Mar 14
BAN	1.55	Sathi Parveen	Rashd	12 Oct 01
BAR	1.87	Akela Jones	Lincoln	21 Feb 14
	1.87	Akela Jones	Manhattan	9 Jan 16
BEL	2.05	Tia Hellebaut	Birmingham	3 Mar 07
BEN	1.70	Odile Ahouanwanou	Aubiére	22 Feb 15
BER	1.72	LaTroya Darrell	Boston/Allston	19 Feb 06
BIH	1.88	Samra Tanović	Wien	30 Jan 86
BIZ	1.71	Katy Sealy	London (LV)	20 Dec 15
BLR	1.98	Tatyana Shevchik	Stuttgart	7 Feb 93
BRA	1.90	Orlane Lima dos Santos	Wuppertal	14 Feb 92
BRN	1.60	Mariam Mohamed Al-Ansari	Doha	26 Feb 10
BUL	2.06	Stefka Kostadinova	Pireás	20 Feb 88
BUR	1.81	Irène Tiendrebéogo	Bordeaux	15 Feb 98
CAF	1.54	Gelica Damba	Eaubonne	25 Nov 01

COUNTRY	MARK	NAME	VENUE	DATE	COUNTRY	MARK	NAME	VENUE	DATE
LIB	1.51	Krystel Saneh	Hangzhou	16 Feb 14	TTO	1.93	Natasha Alleyne-Gibson	Lexington	11 Feb 95
	1.51	Nourhane El Kouche	Praha	9 Jan 16	TUN	1.57	Farah Jaziri	Nogent-sur-Oise	5 Feb 05
LIE	1.69	Manuela Marxer	Magglingen	6 Feb 94		1.57	Farah Jaziri	Liévin	20 Feb 05
LTU	1.98	Airiné Palšytė	Cottbus	27 Jan 15	TUR	1.90	Candegör Kılınçer	Néo Iráklio	4 Feb 02
	1.98	Airiné Palšytė	Klaipeda	20 Feb 15		1.90	Candegör Kılınçer	Pireás	23 Feb 02
LUX	1.84	Elodie Tshilumba	Luxembourg	7 Feb 15	UKR	2.01	Vita Palamar	Valencia	9 Mar 08
MAC	1.50	Ng Ka Ian	Macau	31 Oct 07	USA	2.02A	Chaunté Lowe	Albuquerque	26 Feb 12
	1.50	Ng Ka Ian	Macau	31 Oct 07	UZB	1.96	Galina Brigadnaya	Moskva	7 Feb 86
MAD	1.68	Ashley Rambo	Santhia	26 May 11		1.96	Nadiya Dusanova	Tashkent	20 Feb 09
MAR	1.81	Ghizlane Siba	Manhattan	13 Dec 14		1.96	Svetlana Radzivil	Hangzhou	16 Feb 14
MDA	1.94	Ludmila Suhoroslava	Zaporizhzhya	24 Jan 88	VEN	1.33	Lisbeth Mijares	Budapest	25 Mar 14
	1.94	Olga Bolsova	Chişinău	20 Jan 92	VIE	1.90	Bui Thi Nhung	Macau	11 Feb 07
	1.94	Olga Bolsova	Pireás	28 Feb 94					
	1.94	Olga Bolsova	Stockholm	10 Mar 96					
MEX	1.90A	Cristina Fink-Sisniega	Flagstaff	25 Feb 89					
	1.90	Romary Rifka	Valencia	8 Mar 08					
MKD	1.70	Irena Temova	Sofiya	28 Jan 07	ALG	2.50	Linda Chellakh	Grenoble	22 Jan 95
MLI	1.57	Aissetou Wagué	Eaubonne	4 Feb 12	AND	2.65	Sara Guerra	Vilafranca del Penedès	27 Feb 05
MNE	1.85	Marija Vuković	Novi Sad	23 Jan 16	ANG	3.50	Lidia Nicole Alberto	Pombal	25 Jan 15
MON	1.33	Carine Cresto	Eaubonne	12 Dec 04	ARG	4.25	Alejandra Garcia	Santa Fe	6 Oct 04
MRI	1.63	Julie Sheik-Cassim	Salon-de-Provence	11 Dec 04	AUS	4.72	Kym Howe	Donetsk	10 Feb 07
MTN	1.52	Badia Kamara	Doha	23 Jan 12	AUT	4.45	Kira Grünberg	Praha	6 Mar 15
NAM	1.55	L. Van Rensburg	Birmingham	27 Feb 99	AZE	3.80	Yelena Gladkova	Chelyabinsk	15 Dec 13
NED	1.93	Nadine Broersen	Sopot	7 Mar 14	BDI	3.71	Laetitia Berthier	Epinal	9 Feb 08
NGR	1.89	Doreen Amata	Dessau	15 Feb 08	BEL	4.33	Chloé Henry	Zweibrücken	28 Feb 15
NOR	2.00	Hanne Haugland	Spala	17 Feb 95	BIZ	2.13	Kay-De Vaughn	Ypsilanti	23 Feb 08
	2.00	Hanne Haugland	Paris	8 Mar 97	BLR	4.55	Anastasiya Shvedova	Pirani	5 Mar 11
NZL	1.86	Tania Murray-Dixon	Sevilla	28 Feb 91	BRA	4.83	Fabiana Murer	Nevers	7 Feb 15
PAK	1.50	Rozina Shafiqat	Tehran	26 Sep 05	BUL	4.50	Tanya Koleva-Stefanova	Athina	16 Feb 05
PAN	1.56	Kaila Smith	Nashville	4 Dec 14	BUR	2.60	Lynda Ouédraogo	Montpellier	5 Dec 10
PAR	1.63	Ana Camila Pirelli	Fargo	28 Feb 10	CAF	1.80	Chancela Moundo	L'Isle-sur-Sorgues	30 Nov 08
	1.63	Ana Camila Pirelli	Linz	17 Feb 13	CAM	2.90	Héléne Kong	Vittel	11 Mar 07
PER	1.72	Gabriela Saravia	Seward	14 Feb 14	CAN	4.60A	Kelsie Hendry	Flagstaff	16 Feb 12
PHI	1.60	Maureen Schrijvers	Manila	5 Apr 14	CGO	2.20	Amanda Ngandu-Ntumba	Lyon	23 Mar 14
PNG	1.70A	Melanie Kaputin	Albuquerque	7 Mar 15	CHA	1.60	Amina Mahamat	Bordeaux	18 Feb 01
POL	2.02	Kamila Ličwinko	Toruń	21 Feb 15	CHI	4.10	Carolina Maurer-Torres	Magglingen	2 Mar 03
POR	1.88	Naide Gomes	Budapest	5 Mar 04		4.10	Carolina Maurer-Torres	St. Gallen	24 Feb 08
PUR	1.78	Laura Pinion	Johnson City	27 Jan 90	CHN	4.51	Li Ling	Xianlin	8 Mar 15
PYF	1.83	Daniéle Guyonnet	Portland	30 Jan 76	CIV	3.70	Alima Ouattara	Bordeaux	19 Mar 11
QAT	1.45	Fayza Abdulnasser Omar	Doha	26 Feb 10	CMR	2.40	Manuella Cancace	Lyon	30 Nov 13
ROU	2.03	Monica Iagăr	Bucureşti	23 Jan 99	COD	1.63	Yanou-Grace Mongo	Aulnay-sous-Bois	20 Dec 13
RSA	1.97	Hestrie Storbek/Cloete	Birmingham	18 Feb 01	COL	3.91	Milena Agudelo	Santa Fe	6 Oct 04
RUS	2.06	Anna Chicherova	Arnstadt	4 Feb 12		3.91	Milena Agudelo	Santa Fe	28 Sep 05
RWA	1.24	Dativa Mukandinda	Nogent-sur-Oise	12 Jan 03	CPV	2.40	Cleisa Tavares	Pombal	30 Jan 10
SAM	1.70	Kristy Slade	Logan	26 Jan 02	CRO	4.00	Ivona Jerković	Zagreb	19 Feb 05
SEN	1.84	Awa Dioum-Ndiaye	Paris	8 Mar 86		4.00	Ivona Jerković	Madrid	4 Mar 05
SEY	1.69	Céline Laporte	Nogent-sur-Oise	8 Feb 04	CUB	4.82	Yarisley Silva	Des Moines	24 Apr 13
	1.69	Céline Laporte	Nogent-sur-Oise	6 Feb 05	CYP	4.41	Marianna Zahariádi	Pireás	21 Feb 09
	1.69	Céline Laporte	Nice	7 Jan 06	CZE	4.71	Jiřina Ptáčníková	Dresden	31 Jan 14
	1.69	Céline Laporte	Bompas	15 Jan 06	DEN	4.43	Caroline Bonde Holm	Bad Oeynhausen	28 Feb 14
SKN	1.54	Natalie Cozier	Normal	2 Feb 02	EGY	3.64	Sonya S. Ahmed	Tulsa	24 Feb 01
SLE	1.80	Ennice Barber	Paris	7 Mar 97	ESA	3.66	Michele Rivera	Los Angeles	23 Feb 02
SLO	2.00	Britta Bilac	Frankfurt	9 Feb 94	ESP	4.56	Narora Agirre	Sevilla	17 Feb 07
SMR	1.73	Giuseppina Grassi	Ancona	2 Feb 75	EST	4.30	Reena Koll	Tallinn	31 Jan 16
SRB	1.92	Tamara Malesev	Göteborg	4 Mar 84	FIN	4.71	Wilma Murto	Zweibrücken	31 Jan 16
SRI	1.75	Priyanka Madumanthi	Hanoi	2 Nov 09	FRA	4.71	Marion Flack	Aubiére	10 Jan 15
STP	1.79	Naide Gomes	Espinho	13 Feb 00	GBR	4.87	Holly Beasdale	Villeurbanne	21 Jan 12
	1.79	Naide Gomes	Lisboa	4 Mar 01	GBS	2.30	Placida Mirohlo	Alpiarca	9 Feb 02
SUI	1.92	Corinne Müller	Magglingen	19 Feb 05	GEO	3.10	Diana Zolotukhina	Tbilisi	8 Feb 15
SVK	1.96	Mária Melová	Banská Bystrica	12 Feb 97	GER	4.77	Silke Spiegelburg	Leverkusen	15 Jan 12
	1.96	Mária Melová	Otterberg	27 Feb 99	GRE	4.80	Nikoléta Kiriakopóulou	Birmingham	21 Feb 15
SWE	2.08	Kajsa Bergqvist	Arnstadt	4 Feb 06	GUA	3.35	Peggy Ovalle	Lawrence	28 Jan 06
SYR	1.65	Rym Abdallah	Tehran	13 Feb 09		3.35	Peggy Ovalle	Johnson City	10 Mar 06
	1.65	Rym Abdallah	Hanoi	2 Nov 09	HKG	3.00	Lin Wan Nei	Macau	10 Feb 07
TGA	1.68	Melesia Mafle'o	Lubbock	4 Feb 06	HUN	4.51	Zsuzsanna Szabó	Budapest	4 Feb 99
THA	1.93	Neongruthai Chaipetch	Hanoi	2 Nov 09	INA	4.00	Desy Margawati	Hanoi	31 Oct 09
TKM	1.60	Seveta Pekova	Rashd	9 Feb 02	IND	3.80	Vakaharia Khyati	Hangzhou	16 Feb 14
TOG	1.61	Edwige Néglouké	Eaubonne	7 Dec 03	IRI	3.10	Mahsa Mirzatabibi	Tehran	22 Jan 16
TPE	1.84	Su Chun-Yueh	Budapest	4 Mar 89	IRL	4.46A	Thí Pená	Albuquerque	7 Feb 15
					ISL	4.51	Thórey Edda Elisdóttir	Fayetteville	10 Mar 01

COUNTRY	MARK	NAME	VENUE	DATE	COUNTRY	MARK	NAME	VENUE	DATE
ISR	4.60	Jillian Schwartz	Jonesboro	30 May 10	BAN	5.85	Foujia Huda	Rashd	12 Oct 01
ITA	4.60	Roberta Bruni	Ancona	17 Feb 13	BAR	6.64	Akela Jones	Fayetteville	13 Feb 15
JAM	3.36	Sandé Swaby	Lincoln	23 Feb 01		6.64	Akela Jones	Manhattan KS	22 Jan 16
JPN	4.33	Tomomi Abiko	Kosai	23 Feb 13	BDI	4.18	Francoise Nijimbere	Eaubonne	11 Jan 04
KAZ	4.15	Olga Lapina	Karaganda	8 Feb 11	BEL	6.43	Nafissatou Thiam	Gent	30 Jan 16
KOR	4.30	Choi Yun-Hee	Hangzhou	19 Feb 12	BEN	5.69	Odile Ahouanwanou	Reims	8 Feb 15
LAO	3.00	Toukta Khamboonheung	Hanoi	31 Oct 09	BER	6.42	Arantxa King	Seattle	29 Feb 08
LAT	4.19	Krista Obizajeva	Tartu	5 Feb 13		6.42	Arantxa King	Fayetteville	27 Jan 12
LIE	2.50	Kathrin Berginz	Dornbirn	25 Jan 14	BIH	5.65	Tanja Marković	Istanbul	22 Feb 14
LTU	3.90	Editha Grigelionytė	Kaunas	17 Mar 06	BIZ	5.52	Katy Sealy	London (LV)	3 Jan 16
LUX	4.30	Gina Reuland	Praha	6 Mar 15	BLR	7.01	Yelena Belevskaya	Moskva	14 Feb 87
MAR	3.17	Zakia El Hassouni	Cercy-la-Tour	13 Jan 96	BRA	6.89	Maurael Higa Maggi	Valencia	9 Mar 08
MAS	4.23	Roslinda Samsu	Tsaotun	14 Mar 08	BRN	5.21	Noor Ebrahim Kazerooni	Doha	26 Feb 10
MDA	3.60	Ecaterina Abramova	Chişinău	5 Feb 12	BUL	6.91	Magdalena Khristova	Stockholm	19 Feb 98
	3.60	Irina Tverdokhlebova	Istanbul	23 Feb 13	BUR	6.00	Sylvie Kaboré	Liévin	5 Feb 94
	3.60	Irina Tverdokhlebova	Chişinău	9 Jan 16	CAF	5.28	Estella-Divine Zouga	Val-de-Reuil	20 Feb 15
MEX	4.20A	Carmelita Correa	Reno	16 Jan 16	CAN	6.99	Christabel Netley	Stockholm	19 Feb 15
MLI	2.82	Aminata Sanoko	Cercy-la-Tour	13 Jan 96	CAY	4.73	Ashleigh Nalty	Bloomington	7 Feb 14
NED	4.50	Femke Pluim	Gent	16 Jan 16		4.73	Ashleigh Nalty	Elsah	20 Feb 14
	4.50	Femke Pluim	Apeldoorn	30 Jan 16	CGO	5.98	Marie Mbuya Mala	Aubières	17 Jan 16
NOR	4.41	Cathrine Luråsén	Steinkjer	11 Feb 12	CHI	6.00	Silvia Kienzel	Mainz	23 Mar 76
NZL	4.27	Elizabeth McCartney	North Shore	28 Jun 14	CHN	6.82	Yang Juan	Beijing	13 Mar 92
PER	3.86	Maria Ferrand	Jonesboro	31 May 08	CIV	6.44	Patricia Soman	Muncie	21 Feb 03
PHI	4.11	Deborah Samson	Seattle	16 Feb 08	CMR	6.13	Françoise Mbango	Mondeville	1 Feb 03
POL	4.85	Anna Rogowska	Paris	6 Mar 11	COD	5.31	Davinhor Makwala	Nogent-sur-Oise	22 Mar 14
POR	4.44	Maria Eleonor Tavares	Pombal	16 Feb 14		5.31	Davinhor Makwala	Amiens	30 Jan 15
PRK	3.30	Jong Un Sim	Pyongyang	25 Jul 11	COL	5.89	Yosmila Pinerez	New York	13 Feb 04
PUR	4.35	Diamara Planell/Cruz	Fayetteville	14 Mar 15	COM	5.30	Feta Ahamada	Eaubonne	28 Mar 04
ROU	4.25	Gabriela Mihalcea	Pireás	13 Feb 99	CPV	5.66	Evelise Veiga	Pombal	27 Jan 12
RSA	4.41	Elmarie Gerrits	Birmingham	20 Feb 00	CRO*	6.28	Silvija Babić-Mrakovčić	Ljubljana	4 Feb 90
RUS	5.01	Yelena Isinbaeva	Stockholm	23 Feb 12		6.28	Mirjana Gagić	Istanbul	18 Feb 12
SEN	3.44	Fatoumata Gnacko	Villeurbanne	20 Jan 12	CUB	6.79	Yargelis Savigne	Stuttgart	3 Feb 07
SIN	3.46	Rachel Yang Bing Jie	Nantou	18 Mar 15	CYP	6.42	Maria Lambrou-Teloni	Pireás	7 Feb 76
SLO	4.71	Tina Šutej	Moskva	2 Feb 14	CZE	6.64	Denisa Ščerbová/Rosolová	Bratislava	6 Feb 05
SMR	3.40	Martina Muraccini	Ancona	31 Jan 15		6.64	Denisa Ščerbová/Rosolová	Birmingham	3 Mar 07
SRB	4.11	Jelena Radinovic-Vasić	Linz	13 Feb 11	DEN	6.77	Renata P. Nielsen	Barcelona	12 Mar 95
STP	2.78	Nair Varela	Espinho	28 Jan 06	DMA	6.17	Thea LaFond	Geneva/USA	27 Feb 15
SUI	4.65	Nicole Büchler	Zweibrücken	31 Jan 16	DOM	5.93	Estefania Garcia	Magginglen	15 Feb 14
SVK	4.12	Slavomira Slúková	Budapest	2 Feb 08	ESA	5.91	Laura Valdeperas	Findlay	14 Feb 04
SWE	4.70	Angelica Bengtsson	Praha	8 Mar 15	ESP	6.88	Niurka Montalvo	Lisboa	10 Mar 01
THA	3.86	Sukanya Chomchueendee	Tsaotun	26 Mar 14	EST	6.87	Ksenija Balta	Torino	7 Mar 09
TPE	4.00	Chang Ko-Hsin	Kanonji	24 Feb 04	FIJ	5.93	Milika Tuivanuavou	Marion (r5)	15 Feb 13
TTO	2.21	Ayana Riviere	Landover	16 Feb 08		5.93	Milika Tuivanuavou	Marion (r6)	15 Feb 13
TUN	4.23	Sirine Ebondo	Nice	8 Feb 14	FIN	6.78	Ringa Ropo-Junnila	Stockholm	19 Feb 91
TUR	4.20	Tatiana Köstem-Zaikova	Krasnodar	16 Jan 00	FRA	6.90	Eloyse Lesueur	Göteborg	2 Mar 13
UKR	4.60	Hanna Shelekh	Donetsk	11 Feb 12	GAB	4.80	Ornicia Agaya	Nantes	31 Jan 15
URU	3.95	Deborah Gyurcsek	Valencia	8 Feb 04	GAM	5.05	Jankey Sowe	Viafranca del Penedès	30 Jan 10
USA	5.03	Jenn Suhr	Brockport	30 Jan 16	GBR	6.93	Katarina Johnson-Thompson	Birmingham	21 Feb 15
UZB	3.00	Viktoriya Okhилоva	Tashkent	6 Mar 05	GBS	5.54	Sténia Betuncal	Espinho	27 Feb 10
VEN	4.40	Rosbelys Peinado	Spaña	31 Jan 16	GEO	6.27	Maiko Gogoladze	Tbilisi	18/19 Jan 14
VIE	4.00	Le Thi Phuong	Hanoi	31 Oct 09	GEQ	5.20	Marlén Mevong Mba	Zaragoza	24 Jan 09

Long Jump

AFG	3.59	Mehrangiz Bijanpoor	Oslo	9 Apr 05	GRN	6.46	Jacinta Bartholomew	New York	23 Feb 90
AIA	6.67	Shara Proctor	Blacksburg	5 Feb 10	GUA	5.63	Estefany Cruz	Baton Rouge	15 Jan 11
ALB	6.27	Vera Bregu-Bitanji	Tirana	16 Mar 89	GUI	5.48	Mahawa Camara	Eaubonne	21 Jan 06
ALG	5.95	Yasmina Azzizi-Kettab	Berlin	15 Feb 92	GUM	4.98	Pollara Cobb	Waltham	1 Mar 14
AND	5.68	Montserrat Pujol	Caldea	5 Mar 05	GUY	6.53	Jennifer Innis	New York	27 Feb 84
	5.68	Claudia Guri	Antequera	14 Feb 15	HAI	5.80	Linda Louissaint	Gainesville	15 Jan 05
ANG	5.78	Ungudi Quiwacana	Espinho	24 Jan 09	HKG	5.69	Cheung Lai Yee	Tehran	25 Feb 10
ARG	5.61	Aldana Zahzu	Antequera (r2)	7 Feb 15	HUN	6.82	Tünde Vaszi	Chemnitz	29 Jan 99
	5.61	Aldana Zahzu	Antequera (r6)	7 Feb 15	INA	6.18	Maria Natalia Londa	Hangzhou	15 Feb 14
ARM*	6.12A	Satenik Hovhannisyán	Yerevan	24 Jan 15	IND	6.44	Mayookha M. Johny	Ludwigshafen	11 Feb 12
ARU	5.89	Silvienne Krosendijk	Johnson City	29 Feb 08	IRI	5.89	Mahsa Motamedi	Tehran	21 Feb 07
AUS	6.81	Nicole Boegman	Barcelona	12 Mar 95	IRL	6.62	Kelly Proper	Wien	23 Jan 10
AUT	6.81	Ljudmila Ninova	Moskva	14 Feb 96	IRQ	4.77	Alaa Hikmat Al-Qaysi	Tehran	26 Feb 10
AZE	6.17	Galina Tumasova	Baku	85	ISL	6.54	Hafdis Sigurdardóttir	Reykjavik	23 Jan 16
BAH	6.82	Daphnie Saunders	Gainesville	26 Feb 94	ISR	6.13A	Maya Benozor	Flagstaff	11 Feb 84

COUNTRY	MARK	NAME	VENUE	DATE	COUNTRY	MARK	NAME	VENUE	DATE
ISV	6.38	Flora Hyacinth	Paris	8 Mar 97	SUI	6.71	Irène Pusterla	Paris	5 Mar 11
ITA	6.91	Fiona May	Valencia	1 Mar 98	SVK	6.99	Eva Murková	Pireás	2 Mar 85
IVB	6.65	Chantel Malone	Fayetteville	28 Jan 11	SWE	6.92	Carolina Klüft	Budapest (r3)	7 Mar 04
JAM	6.91	Elva Goulbourne	Fayetteville	23 Feb 02		6.92	Carolina Klüft	Budapest (r3)	7 Mar 04
JOR	5.85	Rima Taha Farid	Pattaya	11 Feb 06	SYR	5.58	Fadoua Al-Boza	Tehran	25 Sep 05
JPN	6.57	Maho Hanaoka	Tianjin	18 Feb 03	TGA	5.41	Melesia Mafile'o	Norman	18 Feb 06
KAZ	7.17	Yelena Kikonova/Khlopotnova	Chişinău	16 Feb 85	THA	6.18	Thitima Muangjan	Hanoi (r2)	2 Nov 09
KEN	6.16A	Esther Otieno	Pocatello	22 Feb 80		6.18	Thitima Muangjan	Hanoi (r4)	2 Nov 09
KGZ	5.85	Rakhima Sardi	Bishkek	15/16 Feb 07	TJK	5.52	Dilafuz Dadabayeva	Tashkent	2/3 Mar 07
	5.85	Anna Bulanova	Tehran	14 Feb 13	TKM	5.40	Yekaterina Chalikova	Mashhad	18 Feb 11
KOR	5.92A	Jung Soon-Ok	Flagstaff	30 Jan 16	TOG	6.03	Désirée Agblami	Liévin	20 Feb 00
KOS	4.35	Fitore Ramadani	Ancona	9 Feb 13	TPE	6.42	Chi Cheng	New York	27 Feb 70
LAO	5.00	Philaylack Sackpaseuth	Hanoi	31 Oct 09	TTO	6.57	Rhonda Watkins	Fayetteville	9 Mar 07
LAT	6.82	Aiga Grabuste	Tbilisi	8 Feb 15	TUN	5.55	Farah Jaziri	Eaubonne	13 Jan 02
LBR	6.09A	Deontee Kaye	Colorado Springs	27 Feb 09	TUR	6.66	Karin Melis Mey	Birmingham	18 Feb 12
LCA	6.38	Michelle Baptiste	Ames	28 Feb 97	UGA	6.37	Sarah Nambawa	Nashville	7 Jan 12
LIB	5.33	Krystel Saneh	Tehran	15 Feb 13	UKR	7.20	Larisa Berezhnaya	Gomel	4 Feb 89
LIE	5.90	Manuela Marxer	Mannheim	11 Feb 94	USA	7.23	Brittney Reese	Istanbul	11 Mar 12
LTU	7.01	Nijolė Medvedeva	Kaunas	26 Jan 87	UZB	6.82	Vera Olenchenko	Volgograd	21 Jan 90
LUX	5.95	Laurence Jones	Luxembourg	19 Jan 14	VEN	6.28	Jhoanny Luque	Fayetteville	29 Jan 16
MAC	4.88	Chan Wai Lan	Pattaya	15 Nov 05	VIE	5.82	Duong Thi Viet Anh	Hangzhou (r1)	19 Feb 12
MAD	4.35	Josiane Botolahibe	Lyon	21 Dec 13		5.82	Duong Thi Viet Anh	Hangzhou (r2)	19 Feb 12
MAR	5.97	Fatima Zahra Dkoub	Valladolid	28 Feb 04	VIN	6.07	Jacqueline Ross		91
MDA	6.47	Liubov Ratsu	Gomel	3 Mar 85	ZAM	4.07	Marie-Claude Morice	Lyon	23 Feb 14
MEX	6.37	Ivonne Trevino	Houston	15 Jan 16	ZIM	5.83	Grace Mavugara	Blacksburg	23 Jan 10
MKD	5.74	Marina Mihajlova-Damcevska	Celje	23 Jan 86					
MLI	6.11	Kadiatou Camara	Moskva	7 Feb 04	Notes				
MLT	6.08	Rebecca Camilleri	Padova (r1)	22 Feb 15	<i>Not recognised by federation:</i>				
	6.08	Rebecca Camilleri	Padova (r2)	22 Feb 15	<i>ARM 6.13 Satenik Hovhannisian Moskva 15 Feb 12</i>				
MNE	5.99	Milena Mlašević	Athina	9 Feb 08	<i>No doping control:</i>				
MON	4.65	Carine Cresto	Eaubonne	12 Dec 04	<i>CRO 6.36 Silvija Babic-Mrakovčić Ljubljana 19 Feb 94</i>				
MRI	5.72	Stéphanie Domaingue	Bordeaux	26 Jan 02					
MTN	5.00	Badia Kamara	Doha	24 Jan 12					
NAM	4.75	Angelique Rall	Sindelfingen	10 Mar 04	Triple Jump				
NED	6.63	Edine van Heezik	Liévin	21 Feb 87	AIA	13.88	Shara Proctor	Blacksburg	6 Feb 10
NGR	6.97	Chioma Ajunwa	Erfurt	5 Feb 97	ALB	13.14	Vera Bregu-Bitanji	Pireás	22 Feb 97
NOR	6.51	Berit Berthelsen	Praha	12 Mar 67	ALG	14.31	Baya Rahouli	Birmingham	15 Mar 03
NZL	6.34	Chantal Brunner	Paris	8 Mar 97		14.31	Baya Rahouli	Budapest	5 Mar 04
OMA	4.69	Shanoona Salah Al-Habsi	Tehran	12 Feb 15	AND	12.40	Claudia Guri	Antequera	21 Feb 15
PAK	5.97	Shabana Akhtar	Rashd	16 Dec 97	ANG	13.82	Theresa N'Zola	Aubiére	1 Mar 03
PAN	6.15	Jen Clayton	New York/Armory	28 Feb 14	ARG	13.66	Andrea Avila	Toronto	13 Mar 93
PAR	5.67	Ana Camila Pirelli	Linz	17 Feb 13	ARM	13.05A	Haykanush Beklarian	Yerevan	24 Jan 10
PER	5.30	Adriana Ortiz	Santiago/CHI	23 Feb 10	ARU	11.45	Silvienne Krosendijk	Johnson City	1 Mar 08
PHI	6.11	Elma Muros-Posadas	Barcelona	11 Mar 95	AUS	13.31	Nicole Mladenis	Budapest	5 Mar 04
PNG	5.79	Rellie Kaputin	Storm Lake	14 Feb 15	AUT	13.67	Ljudmila Ninova	Genova	29 Feb 92
POL	6.74	Anna Włodarczyk	Sindelfingen	2 Mar 80	AZE	13.17	Yekaterina Sariyeva	Moskva	28 Dec 14
POR	7.00	Naide Gomes	Valencia	9 Mar 08	BAH	13.54	Daphnie Saunders	Baton Rouge	29 Jan 94
PRK	5.44	Kang Hye-Sun	Macau	1 Nov 07	BAR	13.24	Seidre Forde	Fayetteville	15 Mar 08
PUR	6.29	Jasmine Simmons	Staten Island NY	22 Jan 16	BEL	14.31	Svetlana Bolshakova	Gent	13 Feb 11
PYF	5.77	Véronique Boyer	Bordeaux	26 Feb 94	BEN	8.66	Chimene Anani	Mondeville	19 Nov 06
QAT	4.80	Fatima Mazaher Sassani	Doha	26 Feb 10	BER	13.19	Jasmine Brunson	Boston/Roxbury	25 Feb 12
	4.80	Fatima Mazaher Sassani	Doha	20 Jan 15	BIH	13.72	Gorana Tešanović	Zagreb	23 Jan 16
ROU	6.99	Mirela Dulgheru	Bacău	23 Jan 93	BIZ	12.11	Kay-De Vaughn	Johnson City	6 Mar 10
RSA	6.85	Karin Mey	Stockholm	21 Feb 08	BLR	14.48	Kseniya Detsuk	Gomel	27 Jan 12
RUS	7.30	Galina Chistyakova	Lipetsk	28 Jan 89	BRA	14.11	Keila da Silva Costa	Moskva	10 Mar 06
RWA	4.38	Dativa Mukandinda	Nogent-sur-Oise	12 Jan 03	BUL	14.94	Iva Prandzheva	Maebashi	7 Mar 99
SAM	5.71A	Kristy Slade	Reno	15 Feb 03	BUR	12.94	Christophele Ouattara	Lyon	16 Mar 13
SEN	6.41	Kéné Ndoye	Moskva	23 Feb 03	CAF	9.39	Sonia Kombro	Reims	16 Jan 05
SEY	6.40	Céline Laporte	Aubiére	26 Feb 06	CAN	14.02	Tabia Charles	South Bend	3 Mar 07
SIN	5.33	Nurul Janna Mohd Zulkifli	Hangzhou	15 Feb 14	CGO	12.60	Indayé Gréta N'Tiri	Ancona	25 Feb 06
SKN	6.33	Tanika Liburd	Houston	9 Feb 08	CHA	7.96	Amina Mahamat	Bordeaux	18 Feb 01
SLE	6.86	Euнице Barber	Bordeaux	14 Feb 98	CHI	11.95	Macarena Reyes	Santiago/CHI	13 Feb 04
SLO	6.67	Nina Kolaric	Torino	6 Mar 09	CHN	14.40	Huang Qiuyan	Shanghai	10 Mar 02
SMR	5.47	Barbara Rustignoli	Ancona	24 Jan 09	CIV	13.23	Celia-Christelle M'Boua	Carbondale, IL	12 Jan 13
	5.47	Barbara Rustignoli	Ancona	7 Feb 09	CMR	14.88	Françoise Mbango	Birmingham	15 Mar 03
SRB	6.98	Ivana Španović	Praha	7 Mar 15	COD	12.92	Carine Kanda	Liévin	8 Feb 97
SRI	6.06	N. C. D. Priyadarshani	Doha	13 Mar 10	COL	12.36A	Anyi Paola Garcia	Albuquerque	7 Mar 15
STP	6.36	Naide Gomes	Espinho	17 Feb 01	COM	11.71	Feta Ahmada	Eaubonne	16 Jan 10
SUD	6.17	Yamilé Aldama	Valencia	11 Feb 06	CPV	11.89	Luciliana Évora	Lisboa	4 Mar 01

COUNTRY	MARK	NAME	VENUE	DATE	COUNTRY	MARK	NAME	VENUE	DATE
CRO	13.50	Silvija Babić Mrakovčić	Budapest	27 Jan 96	POL	14.16	Małgorzata Trybańska	Chemnitz	27 Jan 11
CUB	15.05	Yargeris Savigne	Valencia	8 Mar 08	POR	14.36	Patricia Mamoná	Pombal	23 Feb 14
CYP	13.32	Maria Dikiti	Sofia	13 Feb 05	PRK	12.90	Kang Hye-Sun	Macau	30 Oct 07
CZE	14.87	Sárka Kasparková	Maebashi	7 Mar 99	QAT	11.07	Reyma Alen Thomas	Doha	25 Jan 12
DEN	13.58	Dorthe Jensen	Paris	7 Mar 97	ROU	14.94	Cristina Nicolau	București	5 Feb 00
DMA	13.27	Thea LaFond	Clemson	1 Mar 14	RSA	11.50	Cindy Peters	Nantes	1 Feb 15
ESA	11.55	Laura Valldeperas	Bowling Green	9 Feb 02	RUS	15.36	Tatyana Lebedeva	Budapest	6 Mar 04
ESP	14.64	Carlota Castrejana	Birmingham	4 Mar 07	RWA	10.12	Dativa Mukandinda	Nogent-sur-Oise	18 Jan 03
EST	14.26	Kaire Leibak	Tartu	9 Feb 08	SAM	10.88	LANuola Keil	Ogden	12 Feb 00
FIJ	12.77	Milka Tuivanuavou	Marion	16 Feb 13	SEN	14.72	Kéné Ndoye	Birmingham	15 Mar 03
FIN	14.20	Kristina Mäkelä	Mustasaari	4 Feb 15	SIN	11.75	Mariam Shazana	Birmingham	24 Feb 08
FR	14.53	Teresa N'Zola Meso Ba	Athina	13 Feb 08	SKN	12.89	Jessica Gilbert	Princess Anne	24 Feb 01
GAB	10.82	Erika Nzé	Reims	30 Mar 14	SLO	15.08	Marija Sestak	Athina	13 Feb 08
GAM	9.11	Hawa Sawaneh	Val-de-Reuil	15 Feb 15	SMR	11.50	Lucia Gualandra	Ancona	18 Jan 03
GBR	15.16	Ashia Hansen	Valencia	28 Feb 98	SOM	7.98	Sabrina Gaddour	Padova	2 Mar 13
GBS	11.74	Sténia Betuncal	Pombal	13 Feb 11	SRB	14.37	Biljana Topić	Torino	8 Mar 09
GEO	13.24	Julia Dubina	Tehran	9 Feb 05	SRI	12.38	Anusha Kariyawasam	Roma	22 Jan 00
GEQ	9.92	Samira Atmore	Dijon	16 Dec 07	STP	12.64	Lecebela Quaresma	Espinho	28 Feb 10
GER	14.47	Katja Demut	Düsseldorf	11 Feb 11	SUD	14.90	Yamilé Aldama	Budapest	6 Mar 04
GHA	13.48	Mathilde Boateng	Bordeaux	22 Feb 14	SUI	13.45	Claudia Vetsch	Magglingen	19 Feb 95
GRE	15.00	Hrisopiýi Devetzi	Valencia	8 Mar 08	SVK	14.40	Dana Veldáková	Torino	8 Mar 09
GRN	13.60	Patricia Sylvester	Gainesville	27 Jan 07	SWE	14.12	Camilla Johansson	Gent	26 Feb 00
GUA	13.03	Estefany Cruz	Birmingham/USA	26 Feb 12	SYR	12.47	Fadoua Al-Boza	Hanoi	1 Nov 09
GUI	11.47	Mahawa Camara	Viry-Chatillon	10 Dec 05	TGA	12.19	Melesia Mafle'o	Norman	18 Feb 06
GUM	10.36	Pollara Cobb	Birmingham/USA	6 Dec 13	THA	13.78	Thitima Muangjan	Hanoi	1 Nov 09
GUY	13.62	Nicole Martial	Indianapolis	9 Mar 96	TKM	12.81	Viktoriya Brigadnaya	Ashgabat	14 Jan 96
HAI	12.62	Linda Louissaint	Murfreesboro	29 Feb 04	TOG	12.82	Edwige Négloukpé	Liévin	19 Feb 05
HKG	12.58	Tse Mang Chi	Macau	11 Feb 07	TPE	12.61	Wang Kuo-Huei	Tehran	8 Feb 04
HUN	13.93	Zita Bálint	Ostrava	29 Jan 98	TTO	13.99	Ayanna Alexander	Blacksburg	20 Feb 10
INA	13.04	Maria Natalia Londa	Hanoi	1 Nov 09	TUN	12.14	Sessia Gasmi	Eaubonne	2 Feb 97
IND	13.95	Mayookha M. Johny	Istanbul	9 Mar 12	TUR	13.64	Sevim Sinmez Serbest	Istanbul	9 Feb 13
IRI	12.20	Javaheer Zamani	Tehran	19 Jan 12	UGA	13.90	Sarah Nambawa	Murfreesboro	11 Dec 10
	12.20	Javaheer Zamani	Tehran	15 Feb 13	UKR	14.88	Olga Saladukha	Göteborg	3 Mar 13
IRL	13.28	Taneisha Robinson-Scanlon	Sheffield	12 Feb 05	URU	11.20	Ana Laura Leite	Ludwigshafen	16 Jan 10
ISL	12.83	Sigrídur Anna Gudjónsdóttir	Malmö	2 Mar 97	USA	14.23	Sheila Hudson-Strudwick	Atlanta	4 Mar 95
ISR	14.49	Hanna Minenko	Praha	8 Mar 15	UZB	14.24	Anastasija Juravlyeva	Piréas	25 Feb 06
ISV	13.52	Flora Hyacinth	Toronto	13 Mar 93	VEN	14.69	Yulimar Rojas	Madrid	23 Jan 16
ITA	14.81	Magdelin Martinez	Budapest	5 Mar 04	VIE	12.61	Bui Thi Nhat Thanh	Pattaya	13 Nov 05
IVB	13.45	Chantel Malone	College Station	12 Mar 11	VIN	12.80A	Jacqueline Ross	Flagstaff	16 Feb 90
JAM	14.84	Trecia Smith	Moskva	11 Mar 06	ZIM	13.03	Grace Mavugara	Blacksburg	22 Jan 10
JPN	13.27	Maho Hanaoka	Yokohama	27 Feb 99					
KAZ	15.14	Olga Rypakova	Doha	13 Mar 10					
KGZ	12.61	Rakhima Sardi	Bishkek	25 Feb 05	Shot Put				
KOR	12.70	Chung Hye-Kyong	Tianjin	18 Feb 04	AFG	6.03	Shakiba Fazeli	Mashad	3 Feb 12
KOS	9.78	Rita Hajdini	Tiranë	2 Feb 15	AIA	8.52	Dee-Ann Kentish-Rogers	Sheffield	20 Feb 15
LAT	14.14	Gundega Sproge	Riga	7 Jan 99	ALB	14.55	Valbona Laukaj	Piréas	13 Feb 99
LBR	13.32A	Deontee Kaye	Colorado Springs	28 Feb 09	ALG	14.58	Yasmina Azzizi	Nogent-sur-Oise	9 Feb 92
LCA	12.40	Michelle Baptiste	Cedar Falls	20 Feb 99	AND	10.11	Lorena Alvarez	Vilafranca del Penedès	8 Jan 06
LTU	13.98	Dovilė Dzindzaletaitė	Kaipeda	22 Feb 14	ANG	11.22	Liliana Ca	Espinho	23 Feb 02
LUX	12.16	Claudia Czerwonka	Dortmund	6 Feb 00	ANT	14.63	Jess St. John	Landover	13 Feb 15
MAD	10.20	Josiane Botolahiibe	Lyon	19 Jan 13	ARG	15.54	Jennifer Dahlgren	Blacksburg	14 Feb 04
MAR	12.08	Aziza Amari	Bordeaux	15 Feb 92		15.54	Jennifer Dahlgren	Gainesville	5 Feb 06
MDA	14.17	Olga Bolsova	Lisboa	11 Mar 01	ARM	13.08	Kristine Harutyunyan	Yerevan	16 Jan 16
MEX	12.69	Liliana Hernandez	Houston	1 Feb 14	ASA	16.07	Lisa Misipeka	Gainesville	21 Feb 97
MKD	10.34	Mateja Eftremova	Kumanovo	16 Feb 13	AUS	16.71	Gael Mulhail-Martin	Paris	18 Jan 85
MLI	12.07	Aissetou Wagué	Aubié	12 Mar 11	AUT	18.67	Valentina Fedjuschina	Sindelfingen	22 Jan 00
	12.07	Aissetou Wagué	Eaubonne	18 Feb 12	BAH	16.68	Aymara Albury	Gainesville	25 Feb 06
MLT	11.90	Rebecca Sare	London (LV)	31 Jan 16	BAR	16.71	Shernelle Nicholls	Fayetteville	15 Mar 08
MNE	11.25	Lilijana Matović	Novi Sad	7 Mar 15	BEL	16.90	Greet Meulemeester	Hoboken	23 Feb 97
NAM	10.61	Angelique Rall	Sindelfingen	12 Mar 04	BEN	14.47	Odile Ahouanwanou	Aubié	22 Feb 15
NED	12.90	Karin Ruckstuhl	Gent	12 Feb 00	BER	14.72	Branwen Smith	Princeton	11 Mar 78
NGR	13.76	Dominike Nkiruka	Fayetteville	12 Feb 11	BIH	13.72	Gorana Tešanović	Zagreb	23 Jan 16
NOR	13.57	Inger Anne Frøysedal	Malmö	29 Jan 11	BIZ	11.29	Katy Sealy	Uxbridge	21 Mar 15
	13.57	Inger Anne Frøysedal	Tampere	5 Feb 11	BLR	21.70	Nadezhda Ostapchuk	Mogilyov	12 Feb 10
NZL	12.63A	Charlotte Muschamp	Albuquerque	14 Feb 14	BRA	18.33	Elisangela Adriano	Piréas	24 Feb 99
PAN	12.30	Jan Clayton	New York/Armory	1 Mar 14	BRN	9.65	Asma Khalifa Bouali	Doha	14 Feb 08
PER	11.35	Adriana Ortiz	Santiago/CHI	23 Feb 10	BUL	20.78	Ivanka Khristova	Sofiya	14 Feb 76
PHI	12.45	Marisa Kwiatkowski	State College	30 Jan 16	CAF	13.93	Nadege Nakombo	Vittel	23 Jan 99
PNG	12.22A	Rellie Kaputin	Albuquerque	7 Mar 15	CAN	18.01	Julie Labonté	Fayetteville	27 Jan 12
					CAY	7.87	Ashleigh Nalty	Bloomington	7 Feb 14

COUNTRY	MARK	NAME	VENUE	DATE	COUNTRY	MARK	NAME	VENUE	DATE
CGO	14.11	Christiane Diabakana	Eaubonne	8 Dec 06	MLI	11.29	Aissetou Wagué	Eaubonne	16 Dec 11
CHA	13.07	Patricia Bourmanda	St. Brieuc	25 Jan 92	MLT	13.06	Antonella Cachia	Minsk	21 Feb 01
CHI	17.24	Natalia Ducó	Sopot	8 Mar 14	MNE	14.36	Kristina Rakočević	Novi Sad	7 Feb 15
CHN	21.10	Sui Xinmei	Beijing	3 Mar 90	MON	8.67	Carine Cresto	Eaubonne	12 Dec 04
CIV	13.78	Gabriella Kouassi	Paris	8 Jan 11	MRI	13.38	Christine Béchard	Paris	14 Dec 86
CMR	15.40	Carine Mekam	Amilly	31 Jan 15	MTN	14.90	Binta Diagna	Aubiére	25 Feb 12
COD	12.59	Amantine Kandi Masakindi	Liévin	8 Jan 11	NAM	9.20	Angelique Rall	Sindelfingen	10 Mar 04
COL	11.78	Glenis Pino	Manhattan	10 Dec 04	NED	18.97	Corrie de Bruin	Valencia	28 Feb 98
CPV	15.15	Vanda Rodrigues	Pombal	28 Feb 09	NGR	18.13	Vivian Chukwuemeka	Flagstaff	4 Feb 06
CRO	17.89A	Valentina Mužarić	Albuquerque	15 Mar 14	NOR	17.25	Katarina Sederholm	Stange	7 Feb 98
CUB	19.60	Belsis Laza	Pireás	8 Mar 89	NZL	20.98	Valerie Adams	Zürich	28 Aug 13
CYP	16.19	Olympia Menelaou	Pireás	18 Feb 01	OMA	10.24	Hamida Al-Habshi	Tehran	25 Sep 05
CZE	22.50	Helena Fibingerová	Jablonec	19 Feb 77	PAK	14.04	Zeenat Parveen	Tehran	25 Sep 05
DEN	16.76	Trine Mulbjerg	Våxjö	28 Feb 15	PAN	8.59	Kalia Smith	Nashville	23 Jan 15
DMA	16.50	Vannessa Henry	New York/Armory	20 Jan 12	PAR	13.70	Ana Camila Pirelli	Lawrence	27 Jan 12
DOM	14.01	Maria Matos	Ithaca	2 Mar 08	PNG	10.47	Sharon Toako	Storm Lake	13 Feb 15
EGY	15.05	Hanane Ahmed Khaled	Budapest	5 Mar 89	POL	19.26	Krystyna Zabawska	Spala	21 Feb 99
ESA	10.28	Laura Valldperas	Houston	28 Feb 03	POR	17.26	Teresa Machado	Espinho	7 Feb 98
ESP	17.94	Martina de la Puente	San Sebastián	25 Feb 96	PYF	12.23	Véronique Boyer	Bompas	11 Nov 04
EST	17.66	Rimma Plistkina-Smahtina	Tallinn	9 Feb 75	QAT	9.82	Salma Abdullah Al-Khaldi	Hanoi	31 Oct 09
FIJ	14.69	Milika Tuivanuvou	Geneva/USA	3 Mar 12	ROU	20.57	Mihaela Loghin	București	22 Feb 87
FIN	17.84	Asta Hovi-Ovaska	Madrid	23 Feb 86	RSA	17.49	Simoné du Toit	Houston	29 Jan 11
FRA	18.69	Laurence Manfredi	Liévin	19 Feb 00	RUS	22.14	Natalya Lisovskaya	Penza	7 Feb 87
GAB	15.28	Odette Mistoul	Paris	29 Jan 83	RWA	9.54	Félicité Uwilingiyimana	Gent	27 Jan 07
GBR	19.06	Venissa Head	St. Athan	7 Apr 84	SAM	12.48	Kristy Slade	Logan	1 Feb 03
GBS	15.21	Jessica Incheude	Pombal	7 Feb 15	SEN	11.86	Rokhaya Mbaye	San Sebastián	7 Mar 09
GEO*	18.59	Mariam Kevkhisvili	Fayetteville	13 Mar 10	SEY	10.82	Céline Laporte	Nogent-sur-Oise	5 Feb 06
GER	21.59	Iлона Slupianek	Berlin	24 Jan 79	SIN	17.99	Zhang Guirong	Pattaya	15 Nov 05
GHA	11.42	Elizabeth Dazdie	Warrensburg	30 Jan 15	SKN	9.15	Natalie Cozier	Lamoni	16 Feb 02
GRE	19.03	Kalliōpi Ouzouñi	Pireás	22 Jan 00	SLE	13.05	Eunice Barber	Paris	7 Mar 97
GRN	15.13	Sheba George	Boston	2 Mar 02	SLO	17.97	Nataša Erjavec	Ljubljana	27 Jan 96
GUA	12.34	Sabrina Gaitan	Johnson City	17 Jan 15	SMR	9.63	Rita Laurenc	Ancona	21 Jan 96
GUI	13.23	Mahawa Camara	Viry-Châtillon	15 Dec 12	SRB	18.39	Danijela Čurović	Sofiya	31 Jan 98
GUY	12.36	Najuma Fletcher	Syracuse	17 Feb 96	STP	13.06	Naide Gomes	Espinho	24 Feb 01
HAI	16.28	Debbie Saint-Phard	Princeton	31 Jan 87	SUI	18.75	Ursula Stäheli	Magglingen	25 Jan 87
HKG	11.92	Tin Ka Yin	Macau	10 Feb 07	SUR	14.58	Helen Weidum	Louvain	15 Dec 87
HUN	19.23	Anita Márton	Praha	7 Mar 15	SVK	15.79	Gabriela Hanuláková	Bratislava	22 Feb 84
IND	12.74	Javur J. Shobha	Doha	14 Feb 08	SWE	18.13	Helena Engman	Nordhausen	18 Jan 08
IRI	17.60	Leyla Rajabi	Tehran	20 Jan 12	SYR	12.46	Hiba Al-Omar	Tehran	13 Feb 09
	17.60	Leyla Rajabi	Mashhad	3 Feb 12	TGA	14.11	Melesia Maffie'o-Blackwill	Norman	20 Feb 10
IRL	17.06	Marita Walton	New York	26 Feb 82	THA	16.17	Juthaporn Krasaeyan	Tianjin	1 Mar 05
IRQ	9.27	Alaa Hikmat Al-Qaysi	Tehran	26 Feb 10	TJK	16.00	Galina Mityayeva	Montréal	1 Feb 14
ISL	15.64	Gudrun Ingólfssdóttir	Reykjavík	31 Mar 82	TKM	12.32	Ayna Mamedova	Ashgabat	28 Jan 12
ISR	16.78	Annastasia Muchkaev	Lawrence	25 Jan 13	TOG	10.91	Sandrine Thiébaud-Kangni	Eaubonne	10 Feb 12
ISV	8.83	Wanetta Kirby	Newport News	30 Jan 09	TPE	16.52	Lin Chia-Ying	Hangzhou	15 Feb 14
ITA	19.20	Assunta Legnante	Genova	16 Feb 02	TTO	19.48	Cleopatra Borel	Blacksburg	14 Feb 04
IVB	14.59A	Trevia Gumbs	Albuquerque	6 Mar 15	TUN	12.06	Farah Jaziri	Aubiére	21 Feb 09
JAM	18.19	Kim Barrett	Chapel Hill	19 Feb 05	TUR	18.25	Svetla Mitkova-Sınırtaş	Sofiya	29 Jan 00
JOR	17.74A	Nada Kawar	Colorado Springs	12 Feb 99	UKR*	21.06	Nunu Abashidze	Budapest	8 Feb 84
JPN	17.46	Chinatsu Mori	Tianjin	18 Feb 04	USA	19.89	Jillian Camarena-Williams	Fayetteville	11 Feb 12
KAZ*	18.68	Yelena Ortina	Moskva	2 Feb 92	UZB	19.23	Irina Bogomolova	Moskva	16 Jan 83
KEN	14.41	Linda Oseso	Seattle	29 Jan 11	VEN	7.39	Lisbeth Mijares	Budapest	25 Mar 14
KGZ	12.51	Yekaterina Starikova	Bishkek	18 Jan 14	VIE	10.78	Nguyen Thi Thu Cuc	Hanoi	31 Oct 09
KOR	17.56	Lee Myung-Sun	Maebashi	7 Mar 98					
KUW	8.82	Mariam Bashir Al-Matbaki	Hanoi	31 Oct 09					
LAO	8.74	Phillyack Sackpaseuth	Hanoi	31 Oct 09					
LAT	18.29	Skaidrīte Baikova	Riga	5 Feb 84					
LBR	14.09	Tē Tee Kuyateh	Boston	3 Mar 07					
LCA	13.44	Tamara Popo	Manhattan	6 Mar 02					
LIB	8.43	Krystel Saneh	Hangzhou	16 Feb 14					
LIE	13.36	Manuela Marxer	Magglingen	7 Feb 94					
LTU*	19.60	Danguolė Fimbaitė	Gomel	25 Feb 84					
LUX	13.84	Stéphanie Krumlovsky	Nogent-sur-Oise	7 Mar 15					
MAC	12.31	Wong Kit Man	Pattaya	15 Nov 05					
MAD	14.13	Doris Ange Ratsimbazafy	Bordeaux	17 Feb 08					
MAR	13.03	Salima Ben Hamou	Grenoble	5 Feb 89					
MDA*	17.60	Alexandra Mititelu	Chişinău	Jan 84					
MEX	15.60	Rosario Sanchez	Nampa	1 Mar 08					
MGL	12.03	Dolgor Shirnendorg	Moskva	25 Feb 90					
MKD	14.33	Vesna Cadikovska	Ann Arbor	26 Jan 02					

Notes				
<i>Not recognised by federation:</i>				
<i>GEO</i>	<i>19.18</i>	<i>Aleksandra Abashidze</i>	<i>Moskva</i>	<i>18 Feb 83</i>
<i>KAZ</i>	<i>18.69</i>	<i>Yelena Ortina/Baltabayeva</i>	<i>Moskva</i>	<i>26 Jan 92</i>
<i>LTU</i>	<i>20.20</i>	<i>Danguolė Fimbaitė-Urbikienė</i>	<i>Klaipėda</i>	<i>18 Jan 87</i>
<i>MDA</i>	<i>20.06</i>	<i>Svetlana Krachevskaya</i>	<i>München</i>	<i>22 Feb 76</i>
<i>UKR</i>	<i>21.60</i>	<i>Valentina Fedyushina</i>	<i>Simferopol</i>	<i>28 Dec 91</i>

Pentathlon				
ALG	4424	Yasmina Azzizi-Kettab	Berlin	15 Feb 92
		(8.28 – 1.72 – 14.47 – 5.95 – 2:20.26)		
AND	3222	Claudia Guri	Sabadell	9 Jan 16
		(9.97 – 1.73 – 8.47 – 5.26 – 2:41.87)		
ANG	2379	Lidia Nicole Alberto	Pombal	11 Dec 10
		(10.01 – 1.34 – 6.94 – 4.55 – 2:51.47)		

COUNTRY	MARK	NAME	VENUE	DATE	COUNTRY	MARK	NAME	VENUE	DATE
ARG	3407	Solange Witteveen (9.15 – 1.75 – 8.57 – 5.39 – 3:15.06)	Jyväskylä	3 Apr 12	GBS	2442	Carla Gama (9.58 – 1.45 – 7.95 – 5.46 – DNF)	Pombal	30 Dec 07
ARM	3160	Kristine Harutunian (9.50 – 1.39 – 11.82 – 5.39 – 2:43.56)	Tehran	15 Feb 13	GER*	4780	Sabine Braun (8.11 – 1.86 – 14.39 – 6.40 – 2:19.74)	Paris	7 Mar 97
AUS	4490	Jane Jamieson (8.66 – 1.83 – 13.94 – 6.08 – 2:19.64)	Maebashi	5 Mar 99	GHA	3594	Elizabeth Dadzie (8.82 – 1.53 – 11.42 – 5.74 – 2:37.88)	Warrensburg	30 Jan 15
AUT	4244	Ivona Dadić (8.93 – 1.78 – 11.52 – 6.01 – 2:15.63)	Wien	19 Feb 12	GRE	4550	Anyiró Stratáki (8.47 – 1.75 – 14.50 – 6.14 – 2:15.21)	Athina	4 Feb 07
BAH	3586	Devinn Cartwright (8.21 – 1.82 – 12.78 – 6.38 – 2:34.75)	Birmingham/USA	22 Jan 15	GRN*		See footnote		
BAR	4643	Akela Jones (8.25 – 1.85 – 12.99 – 6.64 – 2:25.63)	Manhattan KS	22 Jan 16	GUI	3162	Mahawa Camara (9.58 – 1.45 – 12.80 – 5.20 – 2:48.83)	Paris	8 Dec 07
BEL	4877	Tia Hellebaut (8.34 – 1.96 – 13.62 – 6.42 – 2:15.13)	Gent	11 Feb 07	GUY*	3861A	Myrtle Chester	Pocatello	14 Mar 81
BEN	4052	Odile Ahouanwanou (8.72 – 1.70 – 14.47 – 5.49 – 2:28.96)	Aubièrre	22 Feb 15	HKG	3129	Pak Yan Poon (9.04 – 1.50 – 10.83 – 5.25 – 2:56.94)	Newport News	20 Jan 12
BER	3597	Shianne Smith (9.29 – 1.57 – 10.89 – 5.47 – 2:24.19)	Foix	13 Dec 15	HUN	4775	Rita Ináncsi (8.39 – 1.87 – 14.47 – 6.57 – 2:20.87)	Paris	11 Mar 94
BIH	3399	Mladena Petrušić (9.33 – 1.68 – 10.69 – 5.00 – 2:38.30)	Novi Sad	28 Feb 15	IND	3860	Javur J. Shobha (8.5h – 1.55 – 12.74 – 5.98 – 2:32.32)	Doha	14 Feb 08
BIZ	3621	Katy Sealy (9.23 – 1.71 – 10.74 – 5.42 – 2:34.58)	London (LV)	20 Dec 15	IRI	3974	Sepideh Tavakoli (8.95 – 1.77 – 13.04 – 5.59 – 2:34.54)	Tehran	21 Jan 16
BLR	4850	Natalya Sazanovich (8.25 – 1.80 – 16.31 – 6.69 – 2:23.20)	Lisboa	9 Mar 01	IRL	4043	Elizabeth Morland (8.56 – 1.76 – 10.75 – 5.74 – 2:24.70)	Athlone	23 Jan 16
BRA	4261	Vanessa Spinola (8.92 – 1.74 – 12.62 – 6.04 – 2:16.82)	Tallinn	2 Feb 13	IRQ	2926	Zinah Hamid	Tehran	13 Feb 15
BUL	4542	Daniela Nenova (8.66 – 1.82 – 12.74 – 6.28 – 2:13.80)	Yambol	6 Mar 83	ISL	4298	Helga Margrét Thorsteinsdóttir (9.03 – 1.74 – 14.74 – 5.59 – 2:12.97)	Tallinn	4 Feb 12
CAN	4768	Brianne Theisen-Eaton (8.13 – 1.84 – 13.86 – 6.13 – 2:10.07)	Sopot	7 Mar 14	ISR	3993	Marina Lippis (8.97 – 1.66 – 13.93 – 5.71 – 2:28.63)	Minsk	18 Feb 99
CAY	2667	Ashleigh Nalty (9.97 – 1.60 – 7.87 – 4.73 – 3:03.29)	Bloomington	7 Feb 14	ISV	3288	Wanetta Kirby (8.91 – 1.66 – 8.59 – 5.48 – 2:54.24)	Fairfax	30 Jan 16
CGO	3362	Indaye Greta N'Tiri (9.03 – 1.60 – 10.41 – 5.61 – 2:52.92)	Eaubonne	3 Feb 07	ITA	4423	Francesca Doveri (8.38 – 1.72 – 12.39 – 6.29 – 2:16.41)	Ancona	1 Feb 09
CHN	4415	Wang Qingling (8.41 – 1.79 – 12.33 – 6.29 – 2:22.55)	Beijing	22 Mar 14	IVB	3220	Kanishque Todman (9.34 – 1.47 – 9.46 – 5.49 – 2:37.55)	Charleston	2 Mar 12
CIV	4073	Gabriella Kouassi (8.86 – 1.69 – 13.78 – 5.61 – 2:23.20)	Paris	8 Jan 11	JAM	4181	Salsa Slack (8.57 – 1.60 – 13.39 – 5.90 – 2:16.52)	Birmingham/USA	14 Mar 15
CMR	4068	Anaëlle Nyabeu Djapa (8.48 – 1.60 – 12.89 – 5.80 – 2:21.57)	Eaubonne	26 Jan 13	JOR	2426	Rania Shoukri Al-Qabali (9.8h – 1.43 – 0 – 4.68 – 2:29.23)	Doha	14 Feb 08
COD	2803	Kapinga Dorcos Mutombo (9.97 – 1.63 – 11.07 – 4.38 – 3:05.43)	Bordeaux	16 Dec 07	JPN	4073	Yuki Nakata (8.67 – 1.69 – 11.58 – 5.88 – 2:21.34)	Frankfurt-Kalbach	28 Jan 07
COL	3348	Glenis Pino (9.44 – 1.57 – 11.78 – 5.15 – 2:39.49)	Manhattan	10 Dec 04	KAZ	4582	Olga Rypakova (8.68 – 1.88 – 12.90 – 6.55 – 2:23.26)	Pattaya	10 Feb 06
CPV	2482	Ana Correia (10.94 – 1.27 – 8.52 – 4.60 – 2:31.87)	Pombal	27 Dec 08	KGZ	3065	Olesya Korovina (9.51 – 1.48 – 8.71 – 5.20 – 2:37.60)	Tehran	15 Feb 13
CRO	3854	Lucija Cvitanović (9.14 – 1.73 – 11.88 – 5.15 – 2:19.67)	New York/Armory	28 Feb 14	LAO	1979	Philaylack Sackpaseuth Hanoi (0 – 1.41 – 8.74 – 5.00 – 2:51.13)		31 Oct 09
CYP	2955	Polyxeni Herodotou (9.31 – 1.55 – 9.21 – 5.08 – 2:59.32)	Athina	12 Feb 06	LAT	4496	Laura Ikauniece-Admidija (8.43 – 1.83 – 13.06 – 6.15 – 2:20.15)	Tallinn	8 Feb 14
CZE	4687	Eliška Klučinová (8.53 – 1.86 – 15.07 – 6.15 – 2:17.26)	Praha	6 Mar 15	LCA	4569	Makeba Alcide (8.35 – 1.87 – 12.32 – 6.15 – 2:16.37)	Fayetteville	22 Feb 13
DEN	4072	Tine Bach Ejlersen (8.67 – 1.76 – 10.92 – 5.90 – 2:25.28)	Aarhus	3 Feb 13	LIB	3129	Krystel Saneh (9.39 – 1.51 – 8.43 – 5.30 – 2:37.90)	Hangzhou	16 Feb 14
DMA	4222	Thea LaFond (8.55 – 1.85 – 9.97 – 6.01 – 2:22.13)	Clemson	27 Feb 14	LTU	4802	Austra Skujytė (8.57 – 1.90 – 16.26 – 6.24 – 2:19.99)	Istanbul	9 Mar 12
DOM	3281	Estefania Garcia (9.14 – 1.54 – 10.60 – 5.40 – 2:47.11)	St. Gallen	14 Feb 10	LUX	3654	Mandy Charlet (9.15 – 1.54 – 11.66 – 5.37 – 2:21.04)	Maggingen	25 Feb 07
ESA	3313	Laura Valldeperas (9.22 – 1.46 – 10.28 – 5.49 – 2:35.50)	Houston	28 Feb 03	MAR	3642	Sanae Zouine (8.78 – 1.53 – 9.36 – 5.88 – 2:27.11)	Antequera	8 Feb 14
ESP	4381	Barbara Hernando (8.58 – 1.72 – 13.08 – 6.14 – 2:16.22)	Valencia	19 Feb 11	MDA	4714	Liubov Ratsu (8.42 – 1.77 – 15.12 – 6.43 – 2:15.59)	Moskva	15 Feb 85
EST	4580	Kaia Kand (8.59 – 1.78 – 13.52 – 6.23 – 2:11.23)	Tallinn	8 Feb 09	MEX	4008	Crystal Ruiz (8.63 – 1.73 – 10.38 – 5.72 – 2:21.06)	Mankato	10 Mar 12
FIJ*		See footnote			MKD	3815	Marina Mihajlova/Damcevska (9.33 – 1.65 – 11.51 – 5.73 – 2:23.16)	Sofiya	28 Feb 88
FIN	4580	Tiia Hautala (8.36 – 1.77 – 13.92 – 6.26 – 2:16.48)	Gent	25 Feb 00	MLI	2630	Aissetou Wagué (11.13 – 1.51 – 11.03 – 4.61 – 2:53.28)	Eaubonne	7 Jan 12
FRA	4723	Antoinette Nana Djimou (8.11 – 1.80 – 14.81 – 6.34 – 2:18.99)	Paris	4 Mar 11	MNE	2944	Ljiljana Matović (9.57 – 1.50 – 8.34 – 5.29 – 2:49.61)	Novi Sad	28 Feb 15
GAB*	1599	Cindy Lefandy (11.73 – 1.21 – 6.93 – 4.56 – 3:40.63)	Paris	4 Jan 14	MON	2371	Carine Cresto (9.94 – 1.33 – 8.67 – 4.65 – 3:07.30)	Eaubonne	12 Dec 04
GBR	5000	Katarina Johnson-Thompson (8.18 – 1.95 – 12.32 – 6.89 – 2:12.78)	Praha	6 Mar 15	MRI	3598	Stéphanie Domaingue (8.85 – 1.57 – 10.09 – 5.44 – 2:26.45)	Nogent-sur-Oise	13 Feb 00
					NAM	2544	Angelique Rall (10.52 – 1.48 – 9.20 – 4.75 – 3:00.81)	Sindelfingen	10 Mar 04

COUNTRY	MARK	NAME	VENUE	DATE	COUNTRY	MARK	NAME	VENUE	DATE
NED	4830	Nadine Broersen	Sopot	7 Mar 14	UZB	4014	Yekaterina Voronina	Tallinn	7 Feb 15
		(8.32 – 1.93 – 14.59 – 6.17 – 2:14.97)					(9.43 – 1.72 – 13.06 – 6.00 – 2:26.90)		
NGR*	4061	Ohunoma Osazuwa	Fayetteville	13 Mar 10	VEN	2014	Lisbeth Mijares Grandillo	Budapest	25 Mar 14
		(8.63 – 1.71 – 11.18 – 6.08 – 2:29.96)					(10.97 – 1.33 – 7.39 – 4.02 – 3:00.32)		
NOR	4316	Ida Marcussen	Göteborg	11 Mar 12	VIE	3812	Duong Thi Viet Anh	Hangzhou	19 Feb 12
		(8.74 – 1.67 – 13.26 – 6.09 – 2:13.70)					(8.99 – 1.83 – 10.10 – 5.82 – 2:41.7)		
NZL	4148	Carmel Corbett	West Lafayette	25 Feb 94					
		(8.82 – 1.81 – 12.47 – 5.61 – 2:22.86)							
PAK	2659	Rozina Shaqat	Tehran	27 Sep 05					
PAN	3403	Kaila Smith	Birmingham/USA	26 Feb 15					
		(8.90 – 1.55 – 7.78 – 5.27 – 2:23.65)							
PAR	4032	Ana Camila Pirelli	Linz	17 Feb 13					
		(8.79 – 1.63 – 13.18 – 5.67 – 2:20.44)							
PNG	3405	Andrine Monagi	Storm Lake	13 Feb 15					
		(9.26 – 1.61 – 9.73 – 5.42 – 2:36.59)							
POL	4808	Urszula Włodarczyk	Valencia	27 Feb 98					
		(8.25 – 1.83 – 15.16 – 6.54 – 2:19.77)							
POR	4759	Naide Gomes	Budapest	5 Mar 04					
		(8.48 – 1.88 – 15.08 – 6.45 – 2:21.69)							
PYF	3797	Véronique Boyer	Bompas	10 Jan 04					
		(9.09 – 1.72 – 12.23 – 5.57 – 2:35.07)							
QAT	2327	Fatima Mazaher Sassani	Doha	26 Feb 10					
		(10.40 – 1.26 – 6.93 – 4.80 – 2:48.25)							
ROU	4753	Liliana Năstase	Bacău	10 Feb 93					
		(8.17 – 1.75 – 13.94 – 6.67 – 2:14.88)							
RUS	4991	Irina Belova	Berlin	15 Feb 92					
		(8.22 – 1.93 – 13.25 – 6.67 – 2:10.26)							
RWA	1845	Dativa Mukandinda	Nogent-sur-Oise	12 Jan 03					
		(10.98 – 1.24 – 6.90 – 4.38 – 3:16.36)							
SAM	3704A	Kristy Slade	Pocatello	1 Feb 02					
		(8.70 – 1.62 – 12.18 – 5.56 – 2:25.79)							
SEN	3795	Kéné Ndoye	Moskva	8 Feb 04					
		(8.50 – 1.55 – 9.31 – 6.36 – 2:33.11)							
SEY	4014	Céline Laporte	Bompas	15 Jan 06					
		(8.60 – 1.69 – 10.58 – 6.07 – 2:26.35)							
SLE	4558	Eunice Barber	Paris	7 Mar 97					
		(8.39 – 1.80 – 13.05 – 6.35 – 2:18.17)							
SLO	4087	Vladka Lopatič	Budapest	2 Feb 96					
		(8.80 – 1.70 – 11.82 – 6.05 – 2:24.33)							
SMR	3087	Barbara Rustignoli	Napoli	28 Jan 06					
		(9.59 – 1.57 – 9.11 – 4.94 – 2:39.31)							
SRB	4240	Ivana Spanović	Novi Sad	19 Jan 13					
		(8.49 – 1.78 – 12.40 – 6.63 – 2:43.68)							
STP	3965	Naide Gomes	Espinho	24 Feb 01					
		(8.83 – 1.71 – 13.06 – 5.96 – 2:39.06)							
SUI	4369	Michelle Zeltner	Bordeaux	23 Feb 14					
		(8.58 – 1.79 – 13.89 – 5.90 – 2:22.00)							
SVK	4307	Marcela Podracká	Praha	24 Feb 90					
		(8.86 – 1.80 – 12.36 – 6.13 – 2:20.68)							
SWE	4948	Carolina Klüft	Madrid	4 Mar 05					
		(8.19 – 1.93 – 13.29 – 6.65 – 2:13.47)							
SYR	3251	Fadoua Al-Boza	Pattaya	10 Feb 06					
		(8.99 – 1.52 – 8.97 – 5.36 – 2:40.00)							
TGA*		See footnote							
THA	4184	Vassanee Vinatho	Doha	14 Feb 08					
		(8.2h – 1.76 – 10.72 – 6.05 – 2:22.96)							
TKM	3287	Svetlana Pestsova	Tehran	8 Feb 04					
		(10.06 – 1.57 – 10.81 – 5.26 – 2:31.75)							
TOG	3856	Sandrine Thiébaud-Kangni	Eaubonne	10 Feb 02					
		(8.68 – 1.48 – 10.91 – 5.96 – 2:17.86)							
TPE	3676	Chu Chia-Ling	Hanoi	31 Oct 09					
		(8.93 – 1.71 – 10.40 – 5.65 – 2:39.02)							
TTO*	3830	Charisse Bacchus	Lincoln	25 Feb 05					
		(8.73 – 1.72 – 8.68 – 6.20 – 2:35.21)							
TUN	3527	Farah Jaziri	Nogent-sur-Oise	5 Feb 05					
		(9.22 – 1.57 – 11.17 – 5.45 – 2:31.89)							
TUR	4577	Anzhela Atroschenko	Gomel	25 Jan 01					
		(8.26 – 1.78 – 13.31 – 6.44 – 2:20.39)							
UKR	5013	Natalya Dobrynska	Istanbul	9 Mar 12					
		(8.38 – 1.84 – 16.51 – 6.57 – 2:11.15)							
USA	4805A	Sharon Day-Monroe	Albuquerque	21 Feb 14					
		(8.44 – 1.88 – 15.59 – 6.09 – 2:13.19)							

Notes

Oversized track:

FIJ	3362	Milika Tuivanuavou	Geneva/USA	3 Mar 11
		(9.20 – 1.60 – 13.04 – 5.26 – 2:56.77)		
GER	4995	Anke Behmer	Senftenberg	2 Feb 88
		(8.21 – 1.78 – 14.94 – 6.80 – 2:07.72)		
		4995	Senftenberg	25 Feb 88
		(8.27 – 1.83 – 14.95 – 6.66 – 2:08.03)		
GRN	2902	Colleen Felix	Lubbock	7 Feb 09
		(8.48/55H – 1.55 – 12.90 – 4.95 – 3:42.71)		
NGR	4206	Uhunoma Osazuwa	Geneva/USA	10 Feb 12
		(8.35 – 1.77 – 10.80 – 5.99 – 2:23.00)		
TGA	3361	Melesia Matfie'o	Lubbock	3 Mar 07
		(9.46 – 1.66 – 12.16 – 5.25 – 2:52.36)		
TTO	3958A	Marsha Mark-Baird	Kearns	16 Jan 04
		(8.64 – 1.61 – 10.94 – 6.31 – 2:30.50)		

With 50m Hurdles:

GAB	1675	Laura Malhaby	Nice	21 Jan 12
		(9.98/50H – 1.33 – 6.63 – 4.10 – 3:23.00)		

With 55m Hurdles:

FIJ	2981	Milika Tuivanuavou	Fresno	5 Feb 10
		(9.15/55H – 1.50 – 13.47 – 5.29 – 3:17.64)		
GUY	4295	Najuma Fletcher	Syracuse	18 Feb 95
		4203	Morgantown	3 Dec 94
		(7.6/55H – 1.82 – 10.00 – 6.29 – 2:27.5)		
NGR	4111	Patience Itanyi	Morgantown	7 Dec 96
		(7.74/55H – 1.73 – 10.39 – 6.20 – 2:27.64)		

3000 Metres Walk

AFG	23:20.47	Parima Ahmadi	Tehran	25 Sep 05
ALB	15:41.91	Mimoza Xhafa	Athina	20 Feb 94
AND	24:09.1	Sandra Villacampa	Bompas	25 Nov 06
ARG	18:36.19	Olga Buitrago	Kamloops	3 Mar 10
AUS	11:53.82	Kerry Junna-Saxby	Toronto	13 Mar 93
AUT	12:52.26	Viera Toporek	Wien	20 Feb 93
AZE	14:32.0	Aida Isayeva	Baku	93
BEL	13:58.3	Sabine Desmet	Liévin	24 Jan 87
BIH	14:14.25	Kada Delić	Paris	11 Mar 94
BLR	11:54.62+	Rita Turova	Minsk	13 Feb 05
BRA	16:47.79	Sara Medeiros	Budapest	26 Mar 14
BUL	12:50.28	Nevena Mineva-Dimitrova	Sofiya	27 Jan 01
BUR	24:16.84	Lynda Quédrago	L'Isle-sur-la-Sorgue	2 Dec 07
CAN	12:23.84	Rachel Seaman	Toronto	9 Feb 14
CHN	13:05.56	Yan Hong	Paris	18 Jan 85
CUB	14:11.56	Yaimara Bouzidi	Bordeaux	16 Feb 08
CZE	12:28.76	Dana Vavřáčová	Glasgow (KH)	4 Mar 90
DEN	14:11.0	Gunhild Kristiansen	Aarhus	24 Feb 91
ECU	13:24.95	Miriam Ramón	Sevilla	9 Mar 91
ESP	12:27.82	María Reyes Sobrino	Budapest	3 Mar 89
EST	14:18.15	Jekaterina Jutkina	Tallinn	15 Feb 04
FIN	12:06.10	Sari Essayah	Toronto	13 Mar 93
FRA	12:35.17	Emilie Menuet	Eaubonne	24 Jan 16
GBR*	13:11.7	Heather Lewis	Cardiff	14 Dec 14
GER	11:50.48	Melanie Seeger	Dortmund	21 Feb 04
GRE	12:35.16	Despina Zapounidou	Piræas	8 Feb 14
HKG	18:41.86	Cheng Ip Ming	Jyväskylä	4 Apr 12
HUN	12:19.08	Ildikó Ilyés	Budapest	26 Feb 91
IND	14:54.15	Jasmine Kaur	Tehran	6 Feb 04
IRI	15:43.64	Ameneh Safavi	Tehran	25 Sep 05
IRL	11:35.34	Gillian O'Sullivan	Belfast	15 Feb 03
ISR	15:19.4	Dorit Attias	Princeton	7 Jan 90
ITA	11:50.08	Eleonora Giorgi	Ancona	22 Feb 14
JPN	12:42.65	Yuko Sato	Osaka	11 Feb 94
KAZ	12:59.5	Maya Sazonova	Karaganda	22 Jan 93

COUNTRY	MARK	NAME	VENUE	DATE	COUNTRY	MARK	TEAM	VENUE	DATE
LAT	12:32.9	Jolanta Dukure	Riga	6 Feb 99	HUN	3:47.77	Budapesti Honvéd	Budapest	28 Feb 10
LTU	12:07.19	Brigita Virbalytė	Wien	8 Feb 14			(Bartha, Bobcsék, Novák, B. Varga)		
MAR	17:32.90	Rakia Chachoui	Aubiére	18 Mar 08	IND	3:37.46	National Team	Doha	16 Feb 08
MAS	20:05.36	Lee Shew Keng	Budapest	26 Mar 14			(Mandeep Kaur, Manjeet Kaur, Jose, Soman)		
MDA	13:10.43	Iulia Lisnic	Paris	11 Mar 94	IRI	3:56.34	U-Zad	Mashad	4 Feb 12
MEX	13:23.45	Maria Colin	Indianapolis	6 Mar 87			(Haji, Toosi, Ebrahimi, Tavakoli)		
NED	14:18.5	Marcia Onos-Zethof	Goes	22 Jan 83	IRL	3:34.61	National Team	Budapest	7 Mar 04
NOR	11:59.3	Kjersti Tysse-Plätzer	Liévin	1 Feb 04			(Shinkins, Sheehy, Carey, Cuddihy)		
NZL*	14:49.34	Alana Barber	Birmingham	16 Feb 14	IRQ	3:59.01	National Team	Hanoi	2 Nov 09
POL	12:17.17	Katarzyna Radtke	Spala	27 Feb 94			(Khazaal, Hikmat, Mahmoud, Abdulrazzak)		
POR	12:21.56	Ana Cabecinha	Pombal	16 Feb 13	ISL	3:49.12	Sveit ÍR	Reykjavík	10 Feb 13
ROU	11:40.33	Claudia Iovan	București	30 Jan 99			(Gudmundsdóttir, Gunnarsdóttir, Johannesdóttir, Hinriksdóttir)		
RSA	15:57.06	Ada Booysens	Kamloops	3 Mar 10	ITA	3:31.99	National Team	Sopot	8 Mar 14
RUS	11:44.00	Alina Ivanova	Moskva	7 Feb 92			(Spacca, Bonfanti, Milani, Bazzoni)		
SRB	14:43.03	Milica Kostić	Bratislava	23 Feb 13	JAM	3:26.54	National Team	Sopot	9 Mar 14
SUI	17:38.23	Christine Celant	Vittel	12 Jan 08			(Hall, McLaughlin, Spencer, McPherson)		
SVK	12:34.31	Zuzana Zemková	Budapest	5 Feb 93	JPN	3:38.43	National Team	Yokohama	22 Feb 03
SWE	12:14.01	Madelein Svensson	Liévin	25 Jan 92	KAZ	3:37.59	National Team	Macau	1 Nov 07
TJK	19:31.60	Madina Irgasheva	Tehran	25 Sep 05			(Khadimuratova, Azarova, Gavryushenko, Tereshkova)		
TUN	15:03.84	Olfa Lafi	Nantes	15 Feb 14	KGZ	3:56.11	National Team	Hangzhou	19 Feb 12
TUR	14:13.67	Meryem Bekmez	Istanbul	16 Jan 16	LAO	4:40.97	National Team	Pattaya	12 Feb 06
UKR	12:14.28	Natalya Serbinenko	Chelyabinsk	3 Feb 90			(Paseuthsay, Soukpaseth, Sithideth, Inthavong)		
USA	12:20.79	Debbi Lawrence	Toronto	12 Mar 93	LTU	3:43.42	National Team	Torino	8 Mar 09
VEN	17:26.97	Ana Mosqueda	Aubiére	18 Mar 08			(Kavaliauskienė, Šakovič, Brokriūtė, Orlauskaitė)		
Notes									
<i>Oversized track:</i>									
NZL	14:14.21	Amanda Gorst	Boone	9 Feb 06	LUX	3:56.27	National Team	Luxembourg	21 Dec 12
<i>Not ratified by federation</i>									
GBR	12:46.77	Bethan Davis	Cardiff	13 Dec 15			(Bauer, Jones, Hansen, Mathias)		
4 x 400 Metres Relay									
AFG	4:53.96	National Team	Tehran	15 Feb 13	MAC	3:58.85	National Team	Macau	1 Nov 07
ARM	3:59.70	National Team	Mashad	4 Feb 12			(Lam Ka Im, Iong Pui I, Cheong Im Wa, Leong Ka Man)		
AUS	3:26.87	National Team	Maebashi	7 Mar 99	MGL	3:54.87	National Team	Macau	1 Nov 07
		(Andrews, Van Heer, T Lewis, Freeman)					(Batgerel, Erdenebileg, Chuluunkhuu, Ulzitumur)		
AUT	3:42.24	National Team	Mühlbach	3 Mar 02	NED	3:54.93	Rotterdam Atletiek	Apeldoorn	23 Feb 14
		(Gasselseder, Schöffner, Mick, Mühlbacher)					(Paulina, Versteegen, Redan, Eudarda)		
BEL	4:14.42	Mechelen	Gent	26 Dec 09	NGR	3:29.67	National Team	Sopot	8 Mar 14
		(Verboven, Lauwers, Langens, Daelemans)					(Omotoso, George, Abogunloko, Abugan)		
BLR	3:27.83	National Team	Birmingham	4 Mar 07	OMA	4:57.90	National Team	Tehran	27 Sep 05
		(Yushenko, Khlyustova, S. Usovich, I. Usovich)			PAK	3:51.88	National Team	Tehran	27 Sep 05
BRA	3:33.78	Atletismo BM&F	São Paulo	24 Sep 06	POL	3:28.95	National Team	Moskva	12 Mar 06
		(Coelho Neto, Almirao, P. dos Santos, L. de Oliveira)					(Prokopek, Bejnar, Chrust-Rozej, Pskit)		
BUL	3:32.03	National Team	Sofiya	4 Feb 06	POR	3:42.60	Sporting Club Porto	Pombal	15 Feb 09
		(Gachevska, Dimitrova, Kolarova, Stambolova)					(C. Tavares, Monteiro, M. C. Tavares, Lopes)		
CAN	3:36.03	National Team	Glasgow (KH)	5 Mar 00	ROU	3:30.06	National Team	Budapest	7 Mar 04
		(Haughton, F Williams, C Jones, Salifu)					(Morosanu, Ripanu, Rus, Tirlea)		
CHN	3:38.17	National Team	Yokohama	22 Feb 03	RUS	3:23.37	National Team	Glasgow (KH)	28 Jan 06
		(Ni Xiaoli, Bu Fanfang, Chen Lisha, Zhang Xiaoyuan)					(Gushchina, Kotlyarova, Zaytseva, Krasnomovets)		
CUB	3:39.66	National Team	Paris	20 Feb 93	SEN	3:49.52	National Team	Tehran	27 Sep 05
		(Bonne, Duporty, Montelier, McLeon)					(Faye, Diop, Sylla, Soumah)		
CZE	3:28.47	National Team	Paris	9 Mar 97	SLO*	3:55.93	AK Poljane Maribor	Bratislava	24 Feb 08
		(Košťovalová, Formanová, Fuchsová, Benešová)					(Veit, Vivod, Živković, Rebernik)		
ESP	3:31.86	National Team	Sevilla	10 Mar 91	SUD	3:49.56	National Team	Tehran	27 Sep 05
		(Myers, Merino, Ferrer, Lahoz)			SVK	3:50.81	Spartak Dubnica	Bratislava	26 Feb 12
EST	3:48.75	Tartu Ülikooli ASK	Tallinn	22 Feb 15			(Holleyová, Mokrsová, Záhradnicková, Slančíková)		
		(Roose, Veerme, Sadeiko, Mägi)			SWE	3:34.71	National Team	Budapest	7 Mar 04
FIN	3:55.20	Lappeenranta Urheilijät	Jyväskylä	27 Feb 94			(Dahlgren, Stuhmann, Mårtensson, Gundert)		
		(Rossi, Töyli, Häkkinen, Kumlin)			THA	3:38.25	National Team	Macau	1 Nov 07
FRA	3:28.71	National Team	Göteborg	3 Mar 13			(Tawoncharoen, Kaewchua, Harnthong, Vinatho)		
		(Soumaré, Hurtis, Anacharsis, Gayot)			TJK	4:08.82	National Team	Tehran	27 Sep 05
GBR	3:27.56	National Team	Göteborg	3 Mar 13	TUR	3:37.37	National Team	Torino	8 Mar 09
		(Child, Cox, Ohuruogu, Shakes-Drayton)					(Saka, Gürler, Kurt, Redif)		
GER	3:27.22	National Team	Sevilla	10 Mar 91	UKR	3:30.43	National Team	Paris	9 Mar 97
		(Seuser, Schreiter, Hesselbarth, Breuer)					(Movchan, Yurchenko, Misirik, Moroz)		
GRE	3:32.88	National Team	Budapest	7 Mar 04	USA	3:24.83	National Team	Sopot	9 Mar 14
		(Papadopoulou, Goudenouidi, Koumniaki, Halkia)					(Hastings, Atkins, McCorony, Tate)		
HKG	4:01.58	National Team	Macau	11 Feb 07	UZB	3:56.44	National Team	Tehran	21/22 Feb 07
		(Cheng Shan Shan, Leung Hiu Yee, Poseda La Wing Hei, Hui Man Ling)			VIE	3:58.23	National Team	Hanoi	2 Oct 09
Note									
<i>Mixed race:</i>									
SLO	3:52.03	AD Stajerska Maribor	München	19 Jan 14			(Veit, D. Rebernik, Bezjak, L. Rebernik)		

EVOLUTION OF WORLD INDOOR RECORDS

See men's section (page 307) for notes. As at January 31, 2016

MARK	NAME & COUNTRY	VENUE	DATE	MARK	NAME & COUNTRY	VENUE	DATE
50 Metres (hand timing)				6.04	Irina Privalova RUS	Grenoble	7 Feb 93
7.2	Hildegard Bartsch GER	Berlin	1 Mar 19	6.03	Irina Privalova RUS	Moskva	1 Feb 94
7.1	Elisabeth Bingenheimer GER	Chemnitz	18 Feb 23	6.00	Merlene Ottey JAM	Moskva	4 Feb 94
6.9	Anneliese Gerhard GER	Breslau (Wroclaw)	4 Nov 28	5.99+	Irina Privalova RUS	Wien	6 Feb 94
6.8	Anneliese Gerhard GER	Breslau (Wroclaw)	9 Feb 29	5.96+	Irina Privalova RUS	Madrid	9 Feb 95
6.8	Lina Weigele GER	Stuttgart	21 Feb 31	<i>No longer accepted by IAAF due to doping violation</i>			
6.6	Thea Dahl GER	Kiel	22 Mar 31	6.06	Angella Issajenko CAN	Ottawa	31 Jan 87
6.6	Stedemann GER	Kiel	6 Mar 32	60 Metres (hand timing)			
6.6	Marie Dollinger GER	Nürnberg	6 Mar 32	8.3	Margarete Furcheim GER	Berlin	11 Dec 21
6.6	Annette Rogers/Kelly USA	Chicago	11 Feb 33	7.6	Margarete Furcheim GER	Berlin	21 Jan 22
6.6	Thelma Norton CAN	Toronto	21 Mar 33	7.4	Elizabeth Bingenheimer GER	Berlin	7 Jan 23
6.4	Kathe Krauss GER	Nürnberg	8 Apr 33	7.4	Margarete Furcheim GER	Berlin	11 Jan 25
6.4	Helen Stephens USA	Columbia	5 Apr 35	7.4	Anne Schwanebeck GER	Berlin	11 Jan 25
6.4	Helen Stephens USA	St Louis	12 Feb 36	7.4	Irina Turova URS	Leningrad	14-17 Mar 54
6.4	Helen Stephens USA	Chicago	25 Mar 36	7.4	Renate Nitschke FRG	Kiel	23 Mar 57
6.4	Nelli Yeliseyeva URS	Moskva	12 Jan 58	7.4	Charlotte Schmidt FRG	Kiel	23 Mar 57
6.4	Christa Stubnick GDR	Berlin, GDR	26 Jan 58	7.4	Irina Turova URS	Leningrad	8 Mar 58
6.4	Christa Stubnick GDR	Berlin, GDR	26 Jan 58	7.4	Nina Ivanova URS	Leningrad	22 Feb 60
6.4	Christa Stubnick GDR	Berlin, GDR	26 Jan 58	7.3	Galina Rezhikova URS	Leningrad	22 Feb 60
6.3	Irina Turova URS	Moskva	8/9 Feb 58	7.3	Mariya Itkina URS	Brest-Litovsk	19 Feb 61
6.3	Christa Stubnick GDR	Berlin, GDR	16 Mar 58	7.3	Zinaida Safronova URS	Moskva	25 Feb 61
6.3	Irina Turova URS	Moskva	5 Mar 61	7.2	Lyudmila Motina URS	Leningrad	3 Feb 62
6.3	Hannelore Röpke GDR	Berlin, GDR	24 Feb 63	7.1	Tatyana Schchelkanova URS	Leningrad	1 Mar 62
6.3	Heilwig Winkler GDR	Berlin, GDR	24 Feb 63	7.1	Renate Meissner/Stecher GDR	Gera	1 Feb 70
6.1	Irina Press URS	Moskva	2 Mar 63	7.1	Renate Meissner/Stecher GDR	Magdeburg	7 Feb 70
6.1	Lyudmila Samotoysova URS	Bryansk	14 Jan 68	7.1	Sylviane Telliez FRA	Vittel	18 Feb 73
6.1	Barbara Ferrell USA	Moskva	17 Feb 68	7.1	Sylviane Telliez FRA	Vittel	18 Feb 73
6.0	Barbara Ferrell USA	Moskva	17 Feb 68	7.1	Doris Selmgkeit GDR	Neubrandenburg	20 Jan 74
6.0	Barbara Ferrell USA	New York	21 Feb 69	7.1	Irena Szewińska POL	Warszawa	9 Feb 74
6.0	Renate Stecher GDR	Berlin, GDR	14 Feb 71	7.1	Renate Ihle GDR	București	9 Feb 74
6.0	Renate Stecher GDR	Berlin, GDR	20 Feb 71	7.1	Mona-Lisa Pursiainen FIN	Vierumäki	16 Feb 74
6.0	Renate Stecher GDR	Berlin, GDR	28 Feb 71	7.1	Martha Watson USA	Moskva	2 Mar 74
6.0	Annie Alize FRA	Grenoble	15 Jan 77	7.1	Lyudmila Maslakova URS	Moskva	2 Mar 74
6.0	Annegret Richter FRG	Dortmund	6 Mar 77	7.1	Nadezhda Besfamilnaya URS	Moskva	2 Mar 74
6.0	Tatána Kocembová TCH	Ostrava	21 Jan 84	7.1	Teresa Montgomery USA	Moskva	2 Mar 74
6.0	Laurence Bily FRA	Paris	17 Jan 85	7.1	Annegret Richter FRG	Dortmund	8 Feb 75
6.0	Irina Privalova RUS	Yekaterinburg (prelim)	7 Jan 00	7.1	Annegret Richter FRG	Stuttgart	15 Feb 75
6.0	Irina Khabarova RUS	Yekaterinburg (prelim)	7 Jan 00	6.9	Alice Annum GHA	Mainz	17 Jun 75
5.9	Irina Privalova RUS	Yekaterinburg (final)	7 Jan 00	6.9	Marlies Göhr GDR	Cottbus	10 Feb 79
5.9	Irina Khabarova RUS	Yekaterinburg (final)	7 Jan 00	6.9	Marina Babenko URS	Moskva	18 Feb 83
50 Metres (electric timing)				6.9	Svetlana Zhizdrikova URS	Moskva	13 Jan 85
‡	<i>Unofficial automatic timing</i>			6.9	Svetlana Zhizdrikova URS	Minsk	26 Jan 85
6.37‡	Sylviane Telliez FRA	Madrid	10 Mar 68	6.8	Irina Slyusar URS	Minsk	19 Jan 86
6.29‡	Sylviane Telliez FRA	Madrid	10 Mar 68	6.8	Antonina Slyusar URS	Donetsk	9 Jan 88
6.57	Liesel Bömelburg FRG	West Berlin	20 Feb 71	6.8	Yekaterina Leshchova RUS	Vologograd	22 Jan 94
6.57	Sigrid Barth FRG	West Berlin	20 Feb 71	6.8	Irina Pukha UKR	Kiyev	13 Jan 95
6.56	Sigrid Barth FRG	West Berlin	20 Feb 71	6.8	Irina Pukha UKR	Kiyev	13 Jan 95
6.53	Liesel Bömelburg FRG	West Berlin	20 Feb 71	6.8	Anzhelina Shevchuk UKR	Zaporozhye	5 Feb 95
6.51	Liesel Bömelburg FRG	West Berlin	20 Feb 71	6.8	Irina Pukha UKR	Kiyev	11 Feb 95
6.41	Annegret Irrgang/Richter FRG	West Berlin	21 Feb 71	6.8	Zhanna Pintusevich UKR	Kiyev	19 Jan 96
6.33	Annegret Irrgang/Richter FRG	Kiel	27 Feb 71	60 Metres (electric timing)			
6.33	Sylviane Telliez FRA	Grenoble	13 Feb 72	7.3	Renate Meissner/Stecher GDR	Wien	15 Mar 70
6.32	Sylviane Telliez FRA	Grenoble	13 Feb 72	7.3	Renate Stecher GDR	Sofiya	14 Mar 71
6.32	Annegret Richter FRG	Grenoble	13 Mar 72	7.53	Inge Helten FRG	Stuttgart (h1)	26 Feb 72
6.25	Renate Stecher GDR	Grenoble	12 Mar 72	7.34	Annegret Richter FRG	Stuttgart (h2)	26 Feb 72
6.22	Renate Stecher GDR	Berlin, GDR	3 Feb 74	7.34	Annegret Richter FRG	Stuttgart (s1)	26 Feb 72
6.19	Renate Stecher GDR	Berlin, GDR	3 Feb 74	7.34	Annegret Richter FRG	Stuttgart	26 Feb 72
6.16	Marita Koch GDR	Grenoble	2 Feb 80	7.34	Petra Kandarr GDR	Rotterdam (h1)	11 Mar 73
6.11	Marita Koch GDR	Grenoble	2 Feb 80	7.33	Petra Kandarr GDR	Rotterdam (s1)	11 Mar 73
6.09	Zhanna Tarnopolskaya/Pintusevich UKR	Moskva	2 Feb 93				
6.05	Irina Privalova RUS	Moskva	2 Feb 93				
6.00	Irina Privalova RUS	Moskva	2 Feb 93				

MARK	NAME & COUNTRY	VENUE	DATE	MARK	NAME & COUNTRY	VENUE	DATE
7.29	Annegret Richter FRG	Rotterdam (s2)	11 Mar 73	23.38	Marita Koch GDR	Berlin, GDR	9 Feb 77
7.27	Annegret Richter FRG	Rotterdam	11 Mar 73	23.22	Annegret Richter FRG	Sindelfingen	26 Feb 77
7.24	Irena Szewińska POL	Göteborg	10 Mar 74	23.19	Jarmila Kratochvílová TCHWien		4 Feb 79
7.22	Mona-Lisa Pursiainen FIN	Göteborg	10 Mar 74	23.15	Angella Taylor/Issajenko CANDownsview		24 Feb 80
7.16	Renate Stecher GDR	Göteborg	10 Mar 74	22.76	Jarmila Kratochvílová TCHWien		28 Jan 81
7.12	Marlies Göhr GDR	Milano	12 Mar 78	22.64	Gesine Walther GDR	Budapest	20 Feb 82
7.12	Marlies Göhr GDR	Berlin, GDR	12 Jan 80	22.64	Marita Koch GDR	Budapest	26 Feb 83
7.10	Marlies Göhr GDR	Senftenberg	26 Jan 80	22.39	Marita Koch GDR	Budapest	5 Mar 83
7.10	Marita Koch GDR	Senftenberg	14 Feb 81	22.27	Heike Drechsler GDR	Indianapolis	7 Mar 87
7.08	Marita Koch GDR	Senftenberg	29 Jan 83	22.24	Merlene Ottey JAM	Sindelfingen	3 Mar 91
7.04	Marita Koch GDR	Senftenberg	16 Feb 85	22.24	Merlene Ottey JAM	Sevilla	10 Mar 91
7.00	Nelli Cooman NED	Madrid	23 Feb 86	21.87	Merlene Ottey JAM	Liévin	13 Feb 93
6.96	Merlene Ottey JAM	Madrid	14 Feb 92				
6.92	Irina Privalova RUS	Madrid	11 Feb 93				
6.92	Irina Privalova RUS	Madrid	9 Feb 95				

Doubtful timing

7.22	Mona-Lisa Pusaiainen FIN	Genova	26 Feb 74
------	--------------------------	--------	-----------

Photo-cell time

7.23	Sylviane Telliez FRA	Vittel	18 Feb 73
------	----------------------	--------	-----------

200 Metres (hand timing)*y denotes 220 yards*

28.8y	Ellen Brough USA	New York	9 Dec 25
28.6y	Ellen Brough USA	Newark	10 Mar 27
26.8y	Stanisława Walasiewicz* POL	Philadelphia	12 Feb 30
26.1y	Stanisława Walasiewicz* POL	New York	12 Mar 30
26.0	Stanisława Walasiewicz* POL	Brooklyn	14 Apr 34
25.8y	Stanisława Walasiewicz* POL	Cleveland	16 Mar 41
25.6	Anna Zaytseva URS	Moskva	Mar 57
25.0y	Wilma Rudolph USA	Columbus	11 Mar 61
24.8y	Vivian Brown USA	Columbus	23 Mar 63
24.8y	Marilyn White USA	Columbus	23 Mar 63
24.7	Kirsten Roggenkamp FRG	Stuttgart	6 Mar 65
24.5yA	Edith McGuire USA	Albuquerque	5 Mar 66
24.4yA	Edith McGuire USA	Albuquerque	5 Mar 66
24.1yA	Edith McGuire USA	Albuquerque	5 Mar 66
24.1	Annelie Wilden FRG	West Berlin	21 Feb 71
23.6	Annegret Richter FRG	Dortmund	8 Feb 75
23.4	Rita Wilden FRG	Stuttgart	15 Feb 75
23.4y	Rosalyn Bryant USA	New York	25 Feb 77

** Questionable gender status. Progression without Walasiewicz*

28.4y	Catherine Capp USA	New York	19 Feb 30
27.0	Olive Hasenfus USA	New York	25 Feb 33
27.0	Annette Rogers USA	New York	25 Feb 33
26.8	Annette Rogers USA	New York	25 Feb 33
26.3y	Helen Stephens USA	Hamilton	18 Mar 36
25.9y	Mae Faggs USA	New York	26 Mar 49

Oversized track

25.6	Vera Zabelina URS	Leningrad	21 Feb 59
25.6	Antonina Agafonova URS	Leningrad	21 Feb 59
25.4	Irina Press URS	Leningrad	19 Mar 60
24.9	Tatyana Shchelkanova URS	Leningrad	28 Feb 62
24.8	Galina Popova URS	Leningrad	2 Mar 63
23.4	Renate Stecher GDR	Senftenberg	12 Feb 75
23.4	Doris Maletzki GDR	Berlin, GDR	11 Jan 76
23.3	Christina Lathan GDR	Senftenberg	10 Feb 78

Disallowed (no inner border on the track)

25.7	Stanisława Walasiewicz* POL	Atlantic City	12 Apr 41
25.1	Jean Lane USA	Atlantic City	12 Apr 41

200 Metres (electric timing)

23.8	Rita Wilden FRG	Stuttgart	25 Feb 72
23.70	Rita Wilden FRG	Stuttgart	26 Feb 72
23.51	Rita Wilden FRG	Stuttgart	22 Feb 75

23.38	Marita Koch GDR	Berlin, GDR	9 Feb 77
23.22	Annegret Richter FRG	Sindelfingen	26 Feb 77
23.19	Jarmila Kratochvílová TCHWien		4 Feb 79
23.15	Angella Taylor/Issajenko CANDownsview		24 Feb 80
22.76	Jarmila Kratochvílová TCHWien		28 Jan 81
22.64	Gesine Walther GDR	Budapest	20 Feb 82
22.64	Marita Koch GDR	Budapest	26 Feb 83
22.39	Marita Koch GDR	Budapest	5 Mar 83
22.27	Heike Drechsler GDR	Indianapolis	7 Mar 87
22.24	Merlene Ottey JAM	Sindelfingen	3 Mar 91
22.24	Merlene Ottey JAM	Sevilla	10 Mar 91
21.87	Merlene Ottey JAM	Liévin	13 Feb 93

Oversized track

22.63	Marita Koch GDR	Senftenberg	29 Jan 83
22.33	Marita Koch GDR	Senftenberg	16 Feb 86

400 Metres (hand timing)*y denotes 440 yards*

60.1	Zoya Petrova URS	Leningrad	50
59.2	Nadezhda Smirnova URS	Leningrad	17 Mar 51
58.6	Polina Solopova/Lazareva URS	Leningrad	Mar 53
58.1	Helga Henning FRG	Stuttgart	11 Mar 61
56.5	Helga Henning FRG	West Berlin	9 Mar 63
56.5	Margarete Buscher FRG	West Berlin	9 Mar 63
55.8y	Judy Pollock AUS	San Francisco	9 Jan 65
55.6y	Judy Pollock AUS	Boston	16 Jan 65
55.6y	Judy Pollock AUS	New York	28 Jan 65
54.0	Janell Smith USA	West Berlin	7 Apr 65
54.0	Colette Besson FRA	Beograd	8 Mar 69

Oversized track

58.3	Nonna Paltseva URS	Leningrad	28/29 Jan 58
56.6	Nonna Paltseva URS	Leningrad	2 Feb 58
51.9	Doris Maletzki GDR	Berlin, GDR	25 Jan 76

400 Metres (electric timing)*‡ Unofficial automatic timing*

57.5y	Abigail Hoffman CAN	New York	23 Feb 63
56.38‡	Gisela Kopke FRG	Madrid	9 Mar 68
55.87‡	Natalya Pechonkina URS	Madrid	9 Mar 68
55.29‡	Natalya Pechonkina URS	Madrid	9 Mar 68
53.7	Christel Frese FRG	Wien	14 Mar 70
53.01	Marilyn Neufville GBR	Wien	14 Mar 70
52.44	Nadezhda Ilyina URS	Göteborg	10 Mar 74
52.28	Rita Wilden FRG	Dortmund	7 Feb 76
52.26	Rita Wilden FRG	München	22 Feb 76
51.80	Marita Koch GDR	Milano	24 Feb 77
51.57	Marita Koch GDR	Milano	24 Feb 77
51.14	Marita Koch GDR	San Sebastián	13 Mar 77
49.64	Jarmila Kratochvílová TCHWien		28 Jan 81
49.59	Jarmila Kratochvílová TCH	Milano	7 Mar 82

Oversized track

51.02	Jarmila Kratochvílová TCH	Jablonec	17 Jan 81
-------	---------------------------	----------	-----------

800 Metres*y denotes 880 yards*

2:38.4	Catherine Donovan USA	Newark	28 Jan 28
2:36.8+	Catherine Donovan USA	Newark	8 Feb 28
2:29.2	Lina Radke GER	Breslau (Wrocław)	9 Feb 29
2:21.5	Lyudmila Sokolova URS	Leningrad	50
2:19.9	Anna Dyachkova URS	Leningrad	18 Mar 52
2:17.1	Alevtina Kiryushkina URS	Leningrad	Mar 53
2:15.5	Galina Falkovskaya URS	Leningrad	16 Mar 53
2:12.5	Bediška Müllerová TCH	Berlin, GDR	26 Feb 61
2:10.9	Anita Wörner FRG	West Berlin	9 Mar 63
2:10.6	Irene Hansen GDR	Berlin, GDR	13 Feb 65
2:10.5y	Zsuzsa Nagy HUN	Los Angeles	13 Feb 65

MARK	NAME & COUNTRY	VENUE	DATE	MARK	NAME & COUNTRY	VENUE	DATE
15:17.28	Sonia O'Sullivan IRL	Boston	26 Jan 91	7.30	Manon Bornholdt FRG	Kiel	27 Feb 71
15:13.72	Uta Pippig GER	Stuttgart	10 Feb 91	7.20	Heide Rosendahl FRG	Kiel	27 Feb 71
15:03.17	Liz McColgan GBR	Birmingham	22 Feb 99	7.09	Teresa Sukniewicz POL	Grenoble	11 Mar 72
14:47.35	Gabriela Szabo ROU	Dortmund	13 Feb 92	7.09	Tatyana Poluboyarova URS	Grenoble	11 Mar 72
14:39.29	Berhane Adere ETH	Stuttgart	31 Jan 04	7.05	Grażyna Rabsztyń POL	Grenoble	11 Mar 72
14:32.93	Tirunesh Dibaba ETH	Boston	29 Jan 05	6.87	Annelie Ehrhardt GDR	Grenoble	11 Mar 72
14:27.42	Tirunesh Dibaba ETH	Boston	27 Jan 07	6.85	Annelie Ehrhardt GDR	Grenoble	11 Mar 72
14:24.37	Meseret Defar ETH	Stockholm	18 Feb 09	6.85	Annelie Ehrhardt GDR	Grenoble	11 Mar 72
14:18.86	Genzebe Dibaba ETH	Stockholm	19 Feb 15	6.74	Annelie Ehrhardt GDR	Berlin, GDR	4 Feb 73

50 Metres Hurdles (hand timing)

@ During 60m hurdles

Four hurdles of 76.2cm/2'6"

7.6	Evelyne Hall USA	New York	25 Feb 33
7.4	Theresa Manuel USA	Chicago	24 Apr 48
7.1	Erika Fisch FRG	Kiel	20 Feb 55
7.0	Erika Fisch FRG	Kiel	16 Feb 63
7.0@	Irina Press URS	Moskva	2 Mar 63
7.0	Lyudmila Iyevleva URS	Moskva	1 Mar 67
7.0	Karin Balzer GDR	Praha	11 Mar 67
6.9	Karin Balzer GDR	Praha	12 Mar 67
6.9	Galina Zarubina URS	Leningrad	29 Jan 68
6.9	Vlasta Seifertová TCH	Jablonec	22 Feb 68
6.9	Galina Kuznetsova URS	Bryansk	2 Mar 68
6.9	Karin Balzer GDR	Madrid	9 Mar 68

Four hurdles of 83.8cm/2'9"

7.2	Galina Zarubina URS	Moskva	2 Feb 69
7.2	Marijana Lubej YUG	Celje	2 Feb 69
7.2	Svetlana Nesterenko URS	Donetsk	16 Feb 69
7.2	Anna Zadoshchenko URS	Donetsk	16 Feb 69
7.2	Inge Schell FRG	Dortmund	23 Feb 69
7.1	Inge Schell FRG	Dortmund	23 Feb 69
7.1	Galina Kuznetsova URS	Beograd	24 Feb 69
7.1	Tatyana Talyshева URS	Moskva	27 Feb 69
7.1	Rimma Larionova URS	Moskva	27 Feb 69

Five hurdles of 83.8cm/2'9"

7.4	Christiane Martinetto FRA	Paris	14 Feb 69
7.4	Janene Jaton USA	Vancouver	15 Feb 69
7.3	Claude Lefort FRA	Poitiers	2 Mar 69
7.3	Karin Balzer GDR	Beograd	8 Mar 69
7.2	Karin Balzer GDR	Beograd	8 Mar 69
7.1	Mamie Rallins USA	Moskva	14 Mar 69
7.1	Galina Zarubina URS	Moskva	14 Mar 69
7.1	Mamie Rallins USA	Moskva	14 Mar 69
7.1	Galina Kuznetsova URS	Moskva	14 Mar 69
7.0	Mamie Rallins USA	Kiel	20 Mar 69
7.0	Elżbieta Żebrowska POL	Warszawa	1 Feb 70
6.9	Chi Cheng TPE	Vancouver	21 Feb 70
6.8	Karin Balzer GDR	Berlin, GDR	30 Jan 71
6.8	Karin Balzer GDR	Berlin, GDR	13 Feb 71
6.8	Annelie Ehrhardt GDR	Berlin, GDR	13 Feb 71
6.8	Annelie Ehrhardt GDR	Berlin, GDR	14 Feb 71
6.8	Karin Balzer GDR	Berlin, GDR	20 Feb 71
6.8	Karin Balzer GDR	Berlin, GDR	28 Feb 71
6.7	Karin Balzer GDR	Berlin, GDR	28 Feb 71
6.6	Anneliese Ehrhardt GDR	Berlin, GDR	13 Feb 72

50 Metres Hurdles (electric timing)

‡ Unofficial automatic timing

Four hurdles of 76.2cm/2'6"

7.17‡	Lyudmila Iyevleva URS	Madrid	9 Mar 68
7.12‡	Galina Zarubina URS	Madrid	9 Mar 68
6.95‡	Karin Balzer GDR	Madrid	9 Mar 68

Five hurdles of 83.8cm/2'9"

7.55	Elfriede Meierholz FRG	West Berlin	21 Feb 71
7.31	Margit Bach FRG	Kiel	27 Feb 71
7.31	Heide Rosendahl FRG	Kiel	27 Feb 71

7.20	Heide Rosendahl FRG	Kiel	27 Feb 71
7.09	Teresa Sukniewicz POL	Grenoble	11 Mar 72
7.09	Tatyana Poluboyarova URS	Grenoble	11 Mar 72
7.05	Grażyna Rabsztyń POL	Grenoble	11 Mar 72
6.87	Annelie Ehrhardt GDR	Grenoble	11 Mar 72
6.85	Annelie Ehrhardt GDR	Grenoble	11 Mar 72
6.85	Annelie Ehrhardt GDR	Grenoble	11 Mar 72
6.74	Annelie Ehrhardt GDR	Berlin, GDR	4 Feb 73
6.74	Zofia Bielczyk POL	Grenoble	21 Feb 81
6.73	Cornelia Oschkenat GDR	Berlin, GDR	26 Jan 86
6.73	Cornelia Oschkenat GDR	Berlin, GDR	8 Feb 86
6.71	Cornelia Oschkenat GDR	Berlin, GDR	8 Feb 86
6.71	Cornelia Oschkenat GDR	Berlin, GDR	21 Feb 87
6.69	Gloria Siebert GDR	Berlin, GDR	20 Feb 88
6.68	Cornelia Oschkenat GDR	Berlin, GDR	20 Feb 88
6.67	Gloria Siebert GDR	Berlin, GDR	20 Feb 88
6.58	Cornelia Oschkenat GDR	Berlin, GDR	20 Feb 88

60 Metres Hurdles (hand timing)

76.2cm/2'6"

9.3	Ruth Becker GER	Frankfurt-am-Main	8 Mar 30
8.9	Edith Ball GBR	Wembley	21 Mar 36
8.6	Barbara Burke/Knight GBR	Wembley	10 Apr 37
8.4	Hilde Schreyer GDR	Berlin, GDR	Mar 51
8.4	Erika Fisch FRG	Stuttgart	11 Mar 61
8.4	Erika Fisch FRG	Stuttgart	11 Mar 61
8.4	Erika Fisch FRG	Stuttgart	22 Mar 63
8.4	Erika Fisch FRG	Stuttgart	23 Mar 63
8.4	Alena Stolzová TCH	Praha	25 Apr 63
8.3	Maria Piątkowska POL	Stuttgart	14 Feb 64
8.2	Maria Piątkowska POL	Stuttgart	14 Feb 64
8.0	Karin Balzer GDR	Warszawa	22 Feb 64

83.8cm/2'9"

9.2	Shirley Clelland GBR	Cosford	16 Nov 68
9.2	Lynda Curwen/Bennion GBR	Cosford	16 Nov 68
9.2	Joanna Lightowler GBR	Cosford	16 Nov 68
9.2	Sue Turpin GBR	Cosford	16 Nov 68
9.0	Lynda Curwen/Bennion GBR	Cosford	7 Dec 68
8.7	Christine Perera/Bell GBR	Cosford	7 Dec 68
8.7	Christine Perera/Bell GBR	Cosford	1 Feb 69
8.7	Susan Scott/Reeve GBR	Cosford	1 Feb 69
8.6	Christine Perera/Bell GBR	Cosford	1 Feb 69
8.5	Snezhana Yurukova BUL	Sofiya	9 Feb 69
8.5	Snezhana Yurukova BUL	Sofiya	31 Jan 70
8.5	Mary Peters GBR	Cosford	31 Jan 70
8.5	Ivanka Koshnicharska BUL	Sofiya	14 Feb 70
8.5	Milena Piacková TCH	Jablonec	21 Feb 70
8.4	Valeria Bufanu ROU	Sofiya	21 Feb 70
8.2	Karin Balzer GDR	Cosford	21 Feb 70
8.0	Heide Rosendahl FRG	West Berlin	4 Dec 70
8.0	Karin Balzer GDR	Halle	3 Feb 71
8.0	Valeria Bufanu ROU	București	11 Feb 73
8.0	Valeria Bufanu ROU	București	25 Feb 73
7.9	Valeria Bufanu ROU	București	25 Feb 73
7.9	Grażyna Rabsztyń POL	Warszawa	10 Feb 74
7.9	Lyubov Kononova URS	Moskva	25 Jan 76
7.9	Natalya Lebedeva URS	München	14 Feb 76
7.7	Tatyana Malbyvanets URS	Kiyev	3 Feb 84
7.7	Nadezhda Korshunova URS	Kiyev	2 Feb 85
7.7	Nadezhda Korshunova URS	Minsk	19 Jan 86
7.6	Yordanka Donkova BUL	Sofiya	8 Feb 87
7.4	Lyudmila Narozhilenko URS	Kishinyov	27 Jan 90

60 Metres Hurdles (electric timing)

8.3	Karin Balzer GDR	Wien	14 Mar 70
-----	------------------	------	-----------

MARK	NAME & COUNTRY	VENUE	DATE	MARK	NAME & COUNTRY	VENUE	DATE
8.2	Lia Khitrina URS	Wien	14 Mar 70	1.90	Rita Schmidt/Kirst GDR	Grenoble	12 Mar 72
8.2	Karin Balzer GDR	Wien	15 Mar 70	1.91	Rosemarie Witschas/Ackermann GDR	Berlin, GDR	28 Jan 73
8.2	Lia Khitrina URS	Wien	15 Mar 70	1.91	Yordanka Blagoeva BUL	Sofiya	18 Feb 73
8.2	Karin Balzer GDR	Sofiya	13 Mar 71	1.92	Yordanka Blagoeva BUL	Rotterdam	11 Mar 73
8.2	Annelie Ehrhardt GDR	Sofiya	13 Mar 71	1.92	Rita Kirst GDR	Sofiya	17 Feb 74
8.2	Annelie Ehrhardt GDR	Sofiya	13 Mar 71	1.92	Rosemarie Ackermann GDR	Berlin, GDR	9 Feb 75
8.1	Karin Balzer GDR	Sofiya	14 Mar 71	1.94	Rosemarie Ackermann GDR	Berlin, GDR	9 Feb 75
8.1	Annelie Ehrhardt GDR	Sofiya	14 Mar 71	1.95	Rosemarie Ackermann GDR	Berlin, GDR	6 Mar 77
8.33	Margit Bach FRG	Stuttgart	26 Feb 72	1.95	Sara Simeoni ITA	Milano	23 Feb 78
8.29	Margit Bach FRG	Stuttgart	26 Feb 72	1.95	Andrea Matay HUN	Budapest	31 Jan 79
8.23	Annelie Ehrhardt GDR	Senftenberg	24 Feb 73	1.96	Andrea Matay HUN	Budapest	17 Feb 79
8.23	Annelie Ehrhardt GDR	Senftenberg	24 Feb 73	1.98	Andrea Matay HUN	Budapest	17 Feb 79
8.19	Annelie Ehrhardt GDR	Senftenberg	24 Feb 73	1.99	Debbie Brill CAN	Edmonton	23 Jan 82
8.06	Annelie Ehrhardt GDR	Rotterdam	10 Mar 73	2.00	Coleen Sommer USA	Ottawa	13 Feb 82
8.02	Annelie Ehrhardt GDR	Rotterdam	10 Mar 73	2.00	Tamara Bykova URS	Budapest	6 Mar 83
7.90	Annelie Ehrhardt GDR	Göteborg	9 Mar 74	2.02	Tamara Bykova URS	Budapest	6 Mar 83
7.86	Grażyna Rabsztyń POL	Zabrze	7 Feb 79	2.03	Tamara Bykova URS	Budapest	6 Mar 83
7.84	Grażyna Rabsztyń POL	Zabrze	16 Feb 80	2.04	Stefka Kostadinova BUL	Genova	31 Jan 87
7.77	Zofia Bielczyk POL	Sindelfingen	1 Mar 80	2.05	Stefka Kostadinova BUL	Indianapolis	8 Mar 87
7.75	Bettine Jahn GDR	Budapest	5 Mar 83	2.06	Stefka Kostadinova BUL	Piréas	20 Feb 88
7.74	Yordanka Donkova BUL	Sofiya	14 Feb 87	2.07	Heike Henkel GER	Karlsruhe	8 Feb 92
7.73	Cornelia Oschkenat GDR	Wien	25 Feb 89	2.08	Kajsa Bergqvist SWE	Arnstadt	4 Feb 06
7.71	Lyudmila Narozhilenko* URS	Chelyabinsk	4 Feb 90				
7.69	Lyudmila Narozhilenko* URS	Chelyabinsk	4 Feb 90				
7.68	Susanna Kallur SWE	Karlsruhe	10 Feb 08				

Exhibition

1.65	Dorothy Odam/Tyler GBR	Mitcham/Croydon	Feb 35
------	------------------------	-----------------	--------

Disqualified (athlete failed a doping test after the first mark)

7.69	Lyudmila Narozhilenko* RUS	Liévin	13 Feb 93
7.68	Lyudmila Narozhilenko* RUS	San Sebastián	2 Mar 93
7.66	Lyudmila Narozhilenko* RUS	Sevilla	4 Mar 93
7.63	Lyudmila Narozhilenko* RUS	Sevilla	4 Mar 93

* Later Ludmila Engquist SWE

Doubtful timing

7.89	Vera Komisova URS	Vilnius	4 Feb 79
7.82	Natalya Lebedeva URS	Bryansk	24 Feb 80

High Jump

1.24	Mary Helen Ritchie USA	Bryn Mawr	9 Apr 92
1.32	Clara Heinemann GBR	London	Mar 93
1.403	Dorothy Smith USA	Poughkeepsie	11
1.42	Gertrud Döring GER	Berlin	13 Jan 24
1.49	Katherine Lee USA	Chicago	19 Mar 24
1.49	Innes Bramley CAN	Toronto	28 Mar 25
1.505	Mildred Wiley USA	Roxbury, MS	17 Jan 28
1.517	Mildred Wiley USA	Boston	16 Feb 28
1.524	Mildred Wiley USA	Boston	10 Mar 28
1.527	Jean Shiley USA	Philadelphia	12 Feb 29
1.53	Jean Shiley USA	Boston	30 Mar 29
1.53	Mildred Wiley USA	Boston	30 Mar 29
1.575	Jean Shiley USA	Boston	30 Mar 29
1.603	Jean Shiley USA	Boston	30 Mar 29
1.613	Jean Shiley USA	Boston	19 Apr 30
1.63	Aleksandra Chudina URS	Moskva	51
1.64	Natalya Kosova URS	Moskva	Apr 53
1.67	Sheila Lerwill GBR	Wembley	13 Nov 53
1.70	Lyudmila Nabatova URS	Orenburg	18 Jan 58
1.70	Taisiya Chenchik URS	Chelyabinsk	21 Jan 58
1.755	Taisiya Chenchik URS	Leningrad	3 Feb 58
1.77	Iolanda Balaş ROU	Berlin, GDR	26 Feb 61
1.80	Iolanda Balaş ROU	Leningrad	18 Mar 61
1.83	Iolanda Balaş ROU	Leningrad	18 Mar 61
1.86	Iolanda Balaş ROU	Leningrad	18 Mar 61
1.87	Ilona Gusenbauer AUT	Wien	6 Feb 70
1.88	Ilona Gusenbauer AUT	Wien	15 Mar 70
1.88	Rita Schmidt/Kirst GDR	Berlin, GDR	30 Jan 72
1.89	Ilona Gusenbauer AUT	Wien	25 Feb 72

Pole Vault

1.99	Cheryl Strouder USA	Louisville	6 Feb 76
1.99	Christi Cahill USA	Louisville	6 Feb 76
2.13	Susie Bergschler USA	Louisville	7 Feb 76
2.29	Christi Cahill USA	Memphis	21 Feb 76
2.31	Irene Spieker USA	Louisville	11 Feb 77
2.44	Irene Spieker USA	Louisville	11 Feb 77
2.59	Irene Spieker USA	Louisville	10 Feb 78
2.61	Irene Spieker USA	Louisville	9 Feb 79
2.74	Irene Spieker USA	Louisville	9 Feb 79
2.81	Irene Spieker USA	Louisville	9 Feb 79
2.92	Irene Spieker USA	Louisville	9 Feb 79
3.05	Irene Spieker USA	Louisville	9 Feb 79
3.05	Christine Dalage FRA	Paris	12 Feb 82
3.15	Christine Dalage FRA	Paris	12 Feb 82
3.52	Jana Edwards USA	Maple Heights, OH	Jan 84
3.53	Jana Edwards USA	Louisville	4 Feb 84
3.60	Nicole Rieger GER	Mannheim	8 Jan 91
3.70	Nicole Rieger GER	Mannheim	10 Jan 92
3.71	Tanja Cors GER	Zweibrücken	17 Jan 92
3.75	Tanja Cors GER	Hannover	19 Jan 92
3.76	Nicole Rieger GER	Sindelfingen	25 Jan 92
3.80	Nicole Rieger GER	Karlsruhe	31 Jan 92
3.83	Tanja Cors GER	Berlin	2 Feb 92
3.85	Sun Caiyun CHN	Zweibrücken	29 Jan 93
3.85	Shao Jingwen CHN	Zweibrücken	29 Jan 93
3.85	Tanja Cors GER	Zweibrücken	29 Jan 93
3.95	Sun Caiyun CHN	Zweibrücken	29 Jan 93
4.06	Sun Caiyun CHN	Zweibrücken	29 Jan 93
4.07	Sun Caiyun CHN	Landau	31 Jan 93
4.08	Nicole Rieger/Humbert GER	Karlsruhe	1 Mar 94
4.10	Sun Caiyun CHN	Zweibrücken	27 Jan 95
4.11	Sun Caiyun CHN	Pulheim	3 Feb 95
4.12	Sun Caiyun CHN	Berlin	10 Feb 95
4.13	Sun Caiyun CHN	Karlsruhe	12 Feb 95
4.15	Sun Caiyun CHN	Erfurt	15 Feb 95
4.20	Daniela Bártová CZE	Praha	24 Jan 96
4.21	Sun Caiyun CHN	Landau	28 Jan 96
4.22	Sun Caiyun CHN	Erfurt	31 Jan 96
4.22	Daniela Bártová CZE	Erfurt	31 Jan 96
4.27	Sun Caiyun CHN	Erfurt	31 Jan 96
4.28	Sun Caiyun CHN	Tianjin	27 Feb 96

MARK	NAME & COUNTRY	VENUE	DATE	MARK	NAME & COUNTRY	VENUE	DATE
12.77	Helen Stephens USA	Chicago	25 Mar 36	3000 Metres Walk			
13.45	Helen Stephens USA	St. Louis	23 Apr 37	15:29.0	Eivor Johansson SWE	Stockholm	1 Feb 70
<i>4kg/8.82lb</i>				15:08.0	Elisabeth Olsson SWE	Stockholm	15 Feb 70
10.14	Paula Mollenhauer GER	Hamburg	26 Jan 30	14:54.0	Margareta Simu SWE	Västerås	27 Jan 74
12.28	Grete Heublein GER	Dortmund	27 Feb 32	14:51.8	Margareta Simu SWE	Turku	23 Feb 74
12.56	Genowefa Cejzik POL	Poznań	6 Feb 38	14:42.0	Monika Karlsson SWE	Uddevalla	1 Mar 75
13.11	Gisela Mauermayer GER	München	3 Feb 40	14:11.5	Siv Gustavsson SWE	Östersund	15 Feb 76
13.35	Marianne Schulze-Entrup GER	Bremen	7 Feb 47	14:07.7	Margareta Simu SWE	Västerås	30 Jan 77
14.22	Tatyana Sevryukova URS	Moskva	Feb 47	14:04.0	Thorill Gylder NOR	Uddevalla	5 Mar 77
14.47	Tatyana Sevryukova URS	Leningrad	Feb 47	13:46.1	Margareta Simu SWE	Turku	4 Feb 78
14.55	Tatyana Sevryukova URS	Moskva	23 Feb 48	13:45.0	Thorill Gylder NOR	Uddevalla	4 Mar 78
15.47	Galina Zybina URS	Leningrad	1 Mar 53	13:24.0	Mia Kjölberg NOR	Fredrikstad	12 Feb 80
16.03	Galina Zybina URS	Leningrad	31 Oct 54	13:08.09	Giuliana Salce ITA	Milano	1 Feb 84
16.09	Galina Zybina URS	Leningrad	1 Mar 58	12:56.70	Giuliana Salce ITA	Torino	22 Feb 84
16.38	Galina Zybina URS	Leningrad	9 Mar 58	12:46.8	Olga Yarutkina URS	Moskva	4 Mar 84
17.11	Tamara Press URS	Leningrad	17 Jan 60	12:31.57	Giuliana Salce ITA	Firenze	6 Feb 85
17.15	Tamara Press URS	Leningrad	19 Mar 61	12:05.49 Olga Kristopt URS	Indianapolis	6 Mar 87	
17.18	Tamara Press URS	Leningrad	28 Mar 63	12:01.65 Kerry Junna-Saxby AUS	Budapest	4 Mar 89	
17.19	Renate Garisch GDR	Berlin, GDR	9 Feb 64	11:59.36 Beate Anders/Gummelt GDR	Glasgow (KH)	4 Mar 90	
17.70	Tamara Press URS	Leningrad	2 Apr 64	11:55.99 Beate Anders/Gummelt GER	Dortmund	17 Feb 91	
17.75	Tamara Press URS	Leningrad	26 Mar 65	11:50.90 Beate Anders/Gummelt GER	Sevilla	9 Mar 91	
17.86	Nadezhda Chizhova URS	Leningrad	22 Dec 67	11:44.00 Alina Ivanova EUN/RUS	Moskva	7 Feb 92	
18.28	Nadezhda Chizhova URS	Leningrad	28 Jan 68	11:40.33 Claudia Iovan/Ştef ROU	Bucureşti	30 Jan 99	
18.36	Nadezhda Chizhova URS	Leningrad	18 Jan 70	<i>Insufficient judges</i>			
18.44	Nadezhda Chizhova URS	Moskva	1 Feb 70	11:35.34	Gillian O'Sullivan IRL	Belfast	15 Feb 03
18.60	Nadezhda Chizhova URS	Wien	15 Mar 70	<i>Oversized track</i>			
18.62	Nadezhda Chizhova URS	Leningrad	16 Jan 71	12:02.2	Beate Anders/Gummelt GDR	Potsdam	28 Jan 89
18.66	Margitta Gummel GDR	Berlin, GDR	14 Feb 71	4 x 200 Metres Relay			
18.74	Margitta Gummel GDR	Berlin, GDR	20 Feb 71	1:39.5	FRG	Stuttgart	22 Mar 63
19.22	Margitta Gummel GDR	Berlin, GDR	20 Feb 71	Johanna Gaiser, Maria Jeibmann, Helga Henning, Elisabeth Luxenburger			
19.35	Margitta Gummel GDR	Berlin, GDR	20 Feb 71	1:35.7	USSR	Wien	14 Mar 70
19.54	Margitta Gummel GDR	Berlin, GDR	28 Feb 71	Nadezhda Besfamilnaya, Vera Popkova, Galina Bukharina, Lyudmila Samotyosova			
19.70	Nadezhda Chizhova URS	Sofiya	13 Mar 71	1:35.7	FRG	West Berlin	18 Feb 73
20.36	Helena Fibingerová TCH	Sofiya	16 Feb 74	Christiane Krause, Annegret Richter, Inge Helten, Maren Schröder			
20.40	Nadezhda Chizhova URS	Moskva	2 Mar 74	1:35.15	tUs 04 Leverkusen FRG	Stuttgart	22 Feb 75
20.75	Helena Fibingerová TCH	Göteborg	9 Mar 74	Rita Wilden, Erika Weinstein, Brigitte Koczelnik, Carola Claus			
21.13	Helena Fibingerová TCH	Jablonec	15 Feb 75	1:35.15	OSC Thier Dortmund FRG	Stuttgart	22 Feb 75
21.58	Helena Fibingerová TCH	Ostrava	29 Jan 77	Inge Helten, Silvia Hollmann, Sabine Wuttig, Annegret Richter			
21.66	Helena Fibingerová TCH	Budapest	2 Feb 77	1:35.1	FRG	Cosford	2 Feb 80
22.50	Helena Fibingerová TCH	Jablonec	19 Feb 77	Heidi-Elke Gaugel, Christina Sussiek, Elke Vollmer, Silke Rasch			

Pentathlon*h = hand timing*

1985 Tables	60mH	HJ	SP	LJ	800m		
4641h	Eva Wilms FRG					West Berlin	30 Jan 77
	8.1	1.68	20.27	5.94	2:28.6		
4768	Sabine Paetz/John GDR					Moskva	15 Feb 85
	8.16	1.74	14.76	6.61	2:15.63		
4215	Odile Lesage FRA					Nogent-sur-Oise	11 Feb 90
	8.66	1.78	12.89	5.78	2:23.48		
4276	Odile Lesage FRA					Liévin	20 Jan 91
	8.67	1.78	13.56	5.86	2:23.91		
4655	Liliana Năstase ROU					Berlin	10 Feb 91
	8.20	1.71	13.09	6.65	2:13.41		
4726	Liliana Năstase ROU					Bucureşti	26 Jan 92
	8.27	1.76	14.44	6.56	2:15.94		
4991	Irina Belova EUN					Berlin	15 Feb 92
	8.22	1.93	13.25	6.67	2:10.26		
5013	Nataliya Dobrynska UKR					Istanbul	9 Mar 12
	8.38	1.84	16.51	6.57	2:11.15		

Oversized track

4780	Sabine Paetz/John GDR	Senftenberg	6 Jan 84		
	8.12	1.74	14.94	6.53	2:14.4
4921	Sabine Paetz/John GDR	Senftenberg	26 Jan 84		
	8.03	1.77	15.28	6.65	2:13.0
4995	Anke Behmer GDR	Senftenberg	2 Feb 88		
	8.21	1.78	14.94	6.80	2:07.72
4995	Anke Behmer GDR	Senftenberg	25 Feb 88		
	8.27	1.83	14.95	6.66	2:08.03

1:39.5	FRG	Stuttgart	22 Mar 63
Johanna Gaiser, Maria Jeibmann, Helga Henning, Elisabeth Luxenburger			
1:35.7	USSR	Wien	14 Mar 70
Nadezhda Besfamilnaya, Vera Popkova, Galina Bukharina, Lyudmila Samotyosova			
1:35.7	FRG	West Berlin	18 Feb 73
Christiane Krause, Annegret Richter, Inge Helten, Maren Schröder			
1:35.15	tUs 04 Leverkusen FRG	Stuttgart	22 Feb 75
Rita Wilden, Erika Weinstein, Brigitte Koczelnik, Carola Claus			
1:35.15	OSC Thier Dortmund FRG	Stuttgart	22 Feb 75
Inge Helten, Silvia Hollmann, Sabine Wuttig, Annegret Richter			
1:35.1	FRG	Cosford	2 Feb 80
Heidi-Elke Gaugel, Christina Sussiek, Elke Vollmer, Silke Rasch			
1:34.70	LG Bayer Leverkusen FRG	Sindelfingen	7 Feb 81
Rita Meurer, Jasmin Fischer, Claudia Steger, Christina Sussiek			
1:34.60	LG Bayer Leverkusen FRG	Sindelfingen	12 Feb 83
Birgit Voecking, Claudia Steger, Elke Decker, Christina Sussiek			
1:34.05	Italy	Torino	11 Feb 84
Laura Miano, Daniela Ferriani, Erica Rossi, Marisa Masullo			
1:33.56	VFL Sindelfingen FRG	Sindelfingen	8 Feb 86
Andrea Bersch, Ulrike Sarvari, Birgit Wolf, Heidi-Elke Gaugel			
1:32.55	SC Eintracht Hamm FRG	Dortmund	20 Feb 88
Helga Arendt, Silke Knoll, Mechthild Kluth, Gisela Kinzel			
1:32.55	LG Olympia Dortmund GER	Karlsruhe	21 Feb 99
Esther Möller, Gabi Rockmeier, Birgit Rockmeier, Andrea Philipp			
1:32.41	Russia RUS	Glasgow (KH)	29 Jan 05
Yekaterina Kondratyeva, Irina Khabarova, Yuliya Pechonkina, Yuliya Gushchina			

MARK	TEAM	VENUE	DATE
------	------	-------	------

4 x 400 Metres Relay

3:36.6	USSR Lyubov Finogenova, Galina Kamardina, Vera Popkova, Lyudmila Aksyonova	Sofiya	14 Mar 71
3:34.38	FRG Heidi-Elke Gaugel, Christina Sussiek, Christiane Brinkmann, Gaby Bussmann	Dortmund	30 Jan 81
3:28.80	USSR Marina Shmonina UBZ 53.3, Margarita Ponomaryova RUS 52.2, Lyudmila Dzhigalova UKR 52.0, Aelita Yurchenko UKR 51.3	Paris	23 Feb 91
3:27.22	Germany Sandra Seuser 53.4, Kathrin Schreiter 51.7, Annett Hesselbarth 51.8, Grit Breuer 50.4	Sevilla	10 Mar 91
3:26.84	Russia Tatyana Chebykina 52.97, Svetlana Goncharenko 51.28, Olga Kotlyarova 51.45, Tatyana Alekseyeva 51.14	Paris	9 Mar 97
3:24.25	Russia Tatyana Chebykina 51.68, Svetlana Goncharenko 50.30, Olga Kotlyarova 50.77, Natalya Nazarova 51.50	Maebashi	7 Mar 99
3:23.88	Russia Olesya Krasnomovets 51.37, Olga Kotlyarova 50.12, Tatyana Levina 52.50, Natalya Nazarova 49.89	Budapest	7 Mar 04
3:23.37	Russia Yuliyia Gushchina 51.75, Olga Kotlyarova 50.40, Olga Zaytseva 51.03, Olesya Krasnomovets 50.19	Glasgow (KH)	28 Jan 06

4 x 800 Metres Relay*y denotes 4x880 yards*

8:41.6y	USSR Raisa Ruus, Galina Vayngarten, Tatyana Kazankina, Nirole Sabaité	Richmond	17 Mar 72
8:33.60	Villanova University USA Kelly Toole 2:12.4, Debbie Grant 2:06.9, Joanna Kehs 2:08.7, Veronica McIntosh 2:05.6	Syracuse	9 Mar 85
8:29.35	University of Florida USA Sandra Braasch 2:08.9, Sonja Braasch 2:07.2, Chris Crowther 2:07.3, Susan Nash 2:06.0	Gainesville	9 Mar 86
8:25.5	Villanova University USA Gina Procaccio 2:05.6, Debbie Grant 2:04.5, Michelle DiMuro 2:09.9, Celeste Halliday 2:05.5	Gainesville	7 Feb 87
8:24.72	Villanova University USA Gina Procaccio 2:07.8, Debbie Grant 2:03.8, Michelle DiMuro 2:07.5, Celeste Halliday 2:05.7	Oklahoma City	14 Mar 87
8:18.71	Russia Natalya Zaytseva, Olga Kuznetsova, Yelena Afanasyeva, Yekaterina Podkopayeva	Moskva	4 Feb 94
8:18.54	Moskovskaya Region RUS Anna Balakshina, Natalya Pantelyeva, Anna Yemashova, Olesya Chumakova	Volgograd	11 Feb 07
8:14.53	Sverdlovskaya Region RUS Yevgeniya Zinurova 2:04.1, Olga Kotlyarova 2:01.8, Mariya Savinova 2:06.8, Natalya Ignatova 2:01.8	Moskva	10 Feb 08
8:12.41	Moskovskaya Region RUS Tatyana Andrianova 2:05.80, Oksana Spasovkhodskaya 2:03.70, Yelena Kofanova 2:02.90, Yevgeniya Zinurova 1:58.01	Moskva	28 Feb 10
8:06.24	Moskovskaya Region RUS Aleksandra Bulanova 2:02.1, Yekaterina Martynova 2:03.1 Yelena Kofanova 2:00.4, Anna Balakshina 2:00.6	Moskva	18 Feb 11



BEST NATIONAL PLACINGS

This section shows the best position achieved by each country in every IAAF World Indoor Championship event
Where possible the country of origin of athletes representing the former Czechoslovakia, USSR or Yugoslavia is given
The best placings of athletes from the FRG and GDR are listed under GER

COUNTRY	POSITION	NAME	MARK	YEAR	COUNTRY	POSITION	NAME	MARK	YEAR
60 Metres					HUN	7s3	Enikő Szabó	7.40	2004
AFG	8h7	Tahmina Kohistani	9.32	2012	INA	6h4	Niafatul Aini	7.92	2012
AHO	4h4	Soraima Marthá	7.89	1987	IRL	4s1	Emily Maher	7.37	2006
AIA	7h2	Shinelle Proctor	8.01	2012	IRQ	6h5	Dana Abdul Razak	7.78	2012
	7h4	Shinelle Proctor	7.91	2014	ISL	6s2	Svanhildur Kristjónsdóttir	7.76	1987
ALB	8h3	Rudina Xhaja	7.91	1995	ISR	4h2	Orit Kolodni	7.80	1989
ALG	dns/h4	Yasmina Azzizi	-	1991	ISV	dq/final	LaVerne Jones-Ferrette	7.03	2010
AND	5h4	Montserrat Pujol	8.30	2006	ITA	4s2	Manuela Levorato	7.24	2004
ANG	7h5	Antónia de Jesús	7.75	2004	IVB	3	Tahesia Harrigan	7.09	2008
ANT	5s1	Heather Samuel	7.30	2003	JAM	1	Merlene Ottey	6.97	1995
ARG	5h1	Deborah Bell	7.85	1987		1	Veronica Campbell-Brown	7.00	2010
ARU	6h4	Silvienne Krosendijk	8.04	2001		1	Veronica Campbell-Brown	7.01	2012
AUS	7	Diane Holden	7.43	1987		1	Shelly-Ann Fraser-Pryce	6.98	2014
AUT	4	Karin Mayr-Krifka	7.23	2003	JPN	dns/s3	Chisato Fukushima	-	2012
AZE	8h3	Elvira Dzhabarova	7.68	1993	KAZ	4h3	Viktoriya Koviyyeva	7.57	2001
BAH	1	Chandra Sturupp	7.05	2001		4h2	Olga Bludova	7.45	2012
BAN	5h1	Papia Rani Sarkar	8.17	2012		4h4	Viktoriya Zybakina	7.55	2012
BEL	2	Kim Gevaert	7.12	2004	KEN	dns/h4	Joyce Odhiambo	-	1987
BEN	4h5	Laure Kuetey	7.71	1997	KGZ	4h4	Yelena Bobrovskaya	7.66	1997
BHU	dns/h3	Wangchuk Tashi	-	2012	KIR	7h7	Ettia Tio	9.14	2012
BLR	3	Yuliya Nesterenko	7.12	2004	LCA	7h1	Clara Phillip	7.82	1995
BOL	6h6	Maité Zamorano	7.87	2001	LIB	6s2	Noha Samaha	7.93	1985
BRA	5s3	Franciela Krasucki	7.31	2014	LTU	4s2	Lina Grinčikaitė	7.34	2010
BUL	2	Aneliya Nuneva	7.10	1987	LUX	6h3	Tiffany Tshilumba	7.47	2014
BUR	6h8	Mariette Mien	8.01	2012	MAC	7s1	leong Loi	7.88	2006
CAN	3	Angela Bailey	7.12	1987	MAD	8	Lalao Ravaonirina	7.28	1995
	3	Philomena Mensah	7.07	1999	MAR	3h1	Méryem Oumezdi	7.64	1989
CGO	8h4	Ruth Babela	8.48	1999	MAS	7h2	Nor Jannah Jamaludin	7.90	2010
CHA	7h8	Hinikissia Ndikerd	8.13	2012	MDV	5h3	Hawwa Haneefa	8.31	2010
CHN	7	Li Xuemei	7.20	2001	MEX	3s2	Liliana Allen	7.25	2003
CIV	2	Murielle Houré	7.04	2012	MKD	5h2	Aleksandra Vojneska	7.88	2006
	2	Murielle Houré	7.01	2014	MLI	8s3	Kadiatou Camara	7.47	2004
CMR	7	Sylvie Mballa Élouduo	7.30	2006	MLT	5h5	Deirdre Caruana	8.06	1997
COD	dns/h6	Elyse Ndaya	-	2012		5h5	Rebecca Camilleri	7.68	2012
COK	6h3	Patricia Taea	8.06	2012	MRI	7h5	Mary Jane Vincent	7.84	2012
	6h5	Patricia Taea	7.93	2014	NAM	5h4	Globine Mayova	7.64	2012
COM	5h4	Feta Ahamada	7.71	2008	NCA	7h5	Maria Auxiliadora Lacayo	7.79	2006
	5h2	Feta Ahamada	7.49	2012		7h1	Maria Inaly Morazán	8.29	2012
CRO	6h1	Rahela Markt	7.57	1995	NED	1	Nelli Cooman	7.08	1987
	6h5	Rahela Markt	7.55	2001		1	Nelli Cooman	7.05	1989
CUB	3	Liliana Allen	7.12	1991	NGR	4	Chioma Ajunwa	7.19	1997
CYP	4h5	Ramona Papaioannou	7.43	2014	NMI	7h1	Yvette Bennett	8.68	2010
CZE	4s2	Katerina Cechová	7.31	2012		7h2	Rachel Abrams	8.30	2014
DEN	5h4	Christina Schnohr	7.70	1997	NOR	5s2	Ezinne Okparaebo	7.19	2014
DOM	dns/s1	María Báez	-	1985	NRU	6h4	Mystique Jones	8.09	2008
ESP	4s3	Digna Luz Murillo	7.33	2010	NZL	5	Kim Robertson	7.43	1985
FIN	8	Sisko Hanhijoki	7.25	1991	PER	dns/h3	Patricia Riesco	-	2003
FRA	3	Christelle Bulteau	7.34	1985	PHI	4h3	Elma Muros	7.99	1985
	3	Frédérique Bangué	7.17	1997		4h1	Elma Muros	7.73	1997
GAB	=3	Ruddy Zang Milama	7.14	2010	PLE	7h3	Gharid Gharouf	8.42	2006
GBR	2	Heather Oakes	7.21	1985	PLW	8h5	Colleen Gibbons	8.88	2012
	2	Jeanette Kwakye	7.08	2008	PNG	7h3	Monica Jonathan	8.06	1999
GEO	6h3	Tamara Shanidze	7.66	1999	POL	6s3	Anna Kielbasinska	7.31	2014
GEQ	7h1	Paulina Biang	8.42	2001	POR	6s1	Severina Cravid	7.31	2001
	7h6	Marién Mevong	8.05	2014	PUR	7h4	Roxana Mercado	7.58	2004
GER	1	Silke Gladisch (GDR)	7.20	1985	PYF	6h7	Terani Faremiro	8.46	2012
GHA	4s1	Vida Anim	7.25	2004	ROU	5s2	Angela Moroşanu	7.33	2006
GRE	1	Katerina Thánou	6.96	1999	RSA	5s1	Wendy Hartman	7.15	1999
GUA	7s2	Christa Schumann	7.79	1987	RUS	2	Irina Privalova	6.97	1993
GUM	7h1	Desiree Craggette	8.23	2006	SCG	6h1	Elvira Pančić (SRB)	7.47	2004
HKG	5h3	Fong Yee Pui	7.67	2012	SEN	6h4	Ndèye Bintia Dia	7.44	1991

COUNTRY	POSITION	NAME	MARK	YEAR	COUNTRY	POSITION	NAME	MARK	YEAR
JAM	2	Kenia Sinclair	1:59.54	2006	IRL	9	Sonia O'Sullivan	4:19.40	2001
JPN	5s1	Miho Sugimori	2:05.66	2003	ITA	6h2	Elisa Rea	4:17.44	1993
KAZ	6h2	Margarita Matsko	2:06.36	2010	JAM	dnf/h2	Mardrea Hyman	-	2004
KEN	1	Pamela Jelimo	1:58.83	2012	JOR	7	Khadeeja Al-Matari	5:10.87	1985
LTU	5	Eglė Balčiūnaitė	2:01.37	2010	JPN	8h2	Minoru Hayakari	4:25.03	1999
MAD	5h2	Fanja Félix	2:00.42	2008	KEN	5	Irene Jelagat	4:09.57	2010
MAR	3	Hasna Benhassi	2:00.34	2006	KGZ	dnf/h1	Lyudmila Derevyankina	-	1993
MDA	5h3	Elena Popescu	2:05.24	2012	LTU	7h1	Irina Krakoviak	4:14.27	2006
MGL	6h1	Myadagma Otgontuya	2:20.68	1995	MAD	7h1	Eliane Saholinirina	4:19.64	2014
MOZ	1	Maria Mutola	1:57.55	1993	MAR	1	Hasna Benhassi	4:10.83	2001
	1	Maria Mutola	1:57.62	1995	NED	1	Elly van Hulst	4:11.41	1985
	1	Maria Mutola	1:58.96	1997	NZL	6	Dianne Rodger	4:29.38	1985
	1	Maria Mutola	1:59.74	2001	PAR	9	Lilian López	5:05.10	1995
	1	Maria Mutola	1:58.94	2003	POL	3	Lidia Chojecka	4:06.25	1997
	1	Maria Mutola	1:58.50	2004	POL	3	Lidia Chojecka	4:05.86	1999
	1	Maria Mutola	1:58.90	2006	POR	2	Carla Sacramento	4:13.02	1995
NAM	4s2	Agnes Samaria	2:01.29	2003	ROU	1	Doina Melinte	4:05.68	1987
NED	5	Stella Jongmans	2:01.14	1995	1	Doina Melinte	4:04.79	1989	
NZL	5	Toni Hodgkinson	2:00.36	1997	1	Gabriela Szabo	4:03.23	1999	
PAK	6h2	Rabia Ashiq	2:27.03	2012	RSA	7h2	Gwen Griffiths	4:20.52	1997
PLE	5h1	Woroud Sawalha	2:51.87	2012	RUS	1	Yekaterina Podkopayeva	4:09.29	1993
POL	2	Angelika Cichočka	2:00.45	2014	1	Yekaterina Podkopayeva	4:05.19	1997	
POR	5s1	Sandra Teixeira	2:04.38	2001	1	Yuliya Chizhenko	4:04.70	2006	
PUR	5h3	Lysaira del Valle	2:07.58	2008	SCG	9h2	Sonja Stolić (SRB)	4:19.94	2006
ROU	1	Cristieana Cococar	2:04.22	1985	SLO	8	Helena Javornik	4:15.76	2001
RUS	1	Mariya Savinova	1:58.26	2010	SUI	3	Sandra Gasser	4:10.99	1993
SLO	2	Jolanda Čeplak	1:58.72	2004	SWE	1	Abebe Aregawi	4:00.61	2014
SUI	4	Selina Büchel	2:01.06	2014	TCH	2	Ivana Kubešová (CZE)	4:06.22	1991
SUR	3	Letitia Vriesde	2:00.36	1995	TUN	5h1	Abir Nakhli	4:13.83	2003
SWE	5s1	Malin Ewerlöf	2:01.93	1999	TUR	dq/final	Aslı Çakır Alptekin	4:08.74	2012
TAN	4	Lwiza John	2:01.76	2001	UKR	5	Irina Lishchynska	4:07.19	2003
TCH	2	Gabriela Sedláková (SVK)	2:01.85	1987	5	Natalya Tobias	4:09.03	2004	
TUR	3h3	Merve Aydın	2:01.19	2012	5	Irina Lishchynska	4:07.82	2006	
UGA	4h2	Edith Nakiyngi	2:04.88	1993	URS	1	Lyudmila Rogachova (RUS)	4:05.09	1991
UKR	2	Tatyana Petlyuk	2:02.66	2008	USA	1	Regina Jacobs	4:12.61	1995
	2	Natalya Lupu	1:59.67	2012	1	Regina Jacobs	4:01.67	2003	
URS	2	Tatyana Grebenchuk (BLR)	1:59.53	1989					
USA	1	Chanelle Price	2:00.09	2014					
YUG	4	Slobodanka Čolović (CRO)	2:02.33	1987					
ZAM	dq/h1	Evelyn Musonda	-	1991					

1500 Metres

ALB	6	Luiza Gega	4:08.24	2014	ARU	11	Lia Melis	10:24.79	1987
ALG	9	Nahida Touhami	4:19.44	2006	AUS	4	Krishna Wood	8:48.38	1987
ARG	8	Mabel Arrua	4:31.15	1995	AUT	11	Susanne Pumper	9:08.64	2003
AUS	5h1	Georgie Clarke	4:13.21	2001	AZE	6	Layes Abdullayeva	8:57.59	2010
AUT	5h2	Theresia Kiesl	4:16.02	1993	BEL	9	Ingrid Delagrangé	9:19.45	1987
BLR	6	Alesya Turova	4:13.67	2001	BOL	11	Sandra Cortés	9:47.24	1995
BOL	7h2	Niusha Mansilla	4:20.16	1999	BRN	3	Maryam Jamal	8:59.16	2014
BRN	2	Maryam Jamal	3:59.79	2008	CAN	1	Debbie Scott	9:04.99	1985
BUL	3	Daniela Yordanova	4:04.19	2008	CHI	9	Alejandra Ramos	9:15.22	1993
CAN	2	Carmen Douma-Hussar	4:08.18	2004	CHN	5	Dong Yanmei	8:41.34	2001
CHN	6h1	Lan Lixin	4:14.64	2001	COL	7	Luz Fabiola Rueda	10:07.18	1985
CZE	6	Andrea Šuldesová	4:06.37	1999	CPV	8h1	Sonia Lopes	11:37.38	2001
DEN	8h1	Heidi Jensen	4:16.31	2001	CZE	dnf	Andrea Šuldesová	-	1999
ESP	2	Natalia Rodríguez	4:08.30	2010	ESP	2	Marta Domínguez	8:42.17	2003
ETH	1	Kutre Dulecha	4:06.40	2004	ETH	1	Berhane Adere	8:40.25	2003
	1	Gelete Burka	3:59.75	2008	1	Meseret Defar	9:11.22	2004	
	1	Kalkidan Gezahegne	4:08.14	2010	1	Meseret Defar	8:38.80	2006	
	1	Genzebe Dibaba	4:05.78	2012	1	Meseret Defar	8:38.79	2008	
FIN	7h1	Mari Järvenpää	4:13.24	2008	1	Meseret Defar	8:51.17	2010	
FRA	2	Patricia Djaté-Taillard	4:06.16	1997	1	Genzebe Dibaba	8:55.04	2014	
GBR	2	Kelly Holmes	4:02.66	2003	FIN	5	Carita Sunell	8:56.11	1991
GER	3	Yvonne Mai (GDR)	4:06.09	1989	FRA	1	Marie-Pierre Duros	8:50.69	1991
GRE	7h2	Konstadina Efedáki	4:17.15	2003	GBR	1	Yvonne Murray	8:50.55	1993
GUA	9	Cristina Girón	4:56.98	1987	GER	4	Vera Michalke (FRG)	8:49.66	1989
HUN	4h2	Judit Varga	4:15.99	1999	GRE	dq/final	Maria Tsirba	8:52.21	2003
4h1	Judit Varga	4:12.48	2003	GUA	10h1	Dina Cruz	9:56.67	2003	
				HUN	7	Zita Ágoston	9:18.72	1989	
				IRL	2	Sonia O'Sullivan	8:46.19	1997	
				ITA	2	Agnese Possamai	9:09.66	1985	
				JAM	9h2	Korene Hinds	9:15.18	2003	

3000 Metres

COUNTRY	POSITION	NAME	MARK	YEAR	COUNTRY	POSITION	COUNTRY	MARK	YEAR
ESP	11	Inma Clopes	4052	1995	JPN	6	Japan	3:41.47	1999
EST	7	Larisa Netšeporuk	4227	2004	NGR	5	Nigeria	3:31.59	2014
FIN	dnf	Tiia Hautala	-	1997	POL	4	Poland	3:30.52	2004
FRA	3	Marie Collonvillé	4644	2003		4	Poland	3:28.95	2006
GBR	1	Jessica Ennis	4937	2010		4	Poland	3:29.89	2014
GER	1	Sabine Braun	4780	1997	ROU	3	Romania	3:30.06	2004
ITA	9	Karin Perignelli	4223	1997	RUS	1	Russia	3:29.29	1995
KAZ	7	Olga Rypakova	4368	2006		1	Russia	3:26.84	1997
LAT	7	Līga Kļaviņa	4334	2001		1	Russia	3:24.25	1999
LTU	3	Austra Skujytė	4679	2004		1	Russia	3:30.00	2001
	3	Austra Skujytė	4802	2012		1	Russia	3:28.45	2003
NED	1	Nadine Broersen	4830	2014		1	Russia	3:23.88	2004
POL	2	Urszula Włodarczyk	4667	1993		1	Russia	3:24.91	2006
POR	1	Naide Gomes	4759	2004		1	Russia	3:28.17	2008
ROU	1	Liliana Nastase	4686	1993	SWE	6h1	Sweden	3:34.71	2004
RUS	1	Svetlana Moskalets	4834	1995	UKR	5	Ukraine	3:30.43	1997
SLE	6	Eunice Barber	4558	1997		5	Ukraine	3:36.18	2003
SVK	12	Marcela Podracká	3642	1995	URS	2	USSR	3:27.95	1991
SWE	1	Carolina Klüft	4933	2003	USA	1	United States	3:27.34	2010
TUR	6	Anzhela Kinet	4558	2001		1	United States	3:24.83	2014
UKR	1	Lyudmila Blonska	4685	2006					
	1	Natalya Dobrynska	5013	2012					
USA	1	DeDee Nathan	4753	1999					

Medley Relay

CAN	2	Canada	3:56.34	1993
RUS	dq	Russia	3:49.4est	1993
USA	1	United States	3:45.90	1993

3000 Metres Walk

AUS	1	Kerry Saxby-Junna	12:01.65	1989
AUT	dq/h1	Viera Toporek	-	1991
BUL	dq/h2	Valeria Todorova	-	1989
CAN	3	Ann Peel	13:06.97	1985
	3	Ann Peel	12:38.97	1987
CHN	2	Yan Hong	13:05.46	1985
DEN	9	Karin Jensen	14:40.59	1985
ECU	10	Miriam Ramón	13:24.95	1991
ESP	5	Emilia Cano	13:02.41	1987
FIN	7	Mirva Hämäläinen	13:08.42	1987
	7	Sari Essayah	12:06.10	1993
FRA	7	Suzanne Griesbach	14:22.21	1985
GBR	8h2	Julie Drake	13:12.01	1993
GER	1	Beate Anders	11:50.90	1991
HUN	5	Anikó Szabészky	12:27.20	1989
ITA	1	Giuliana Salce	12:53.42	1985
LTU	9	Sada Bukšnienė	12:40.18	1993
MEX	11	Maria Colin	13:23.45	1987
NOR	8	Synnøve Olsen	14:22.40	1985
RUS	1	Yelena Nikolayeva	11:49.73	1993
SVK	8h1	Zuzana Zemková	13:43.89	1993
SWE	5	Anne Jansson	13:47.18	1985
TCH	4	Dana Vavracová (CZE)	13:29.06	1985
	4	Dana Vavracová (CZE)	12:47.49	1987
URS	1	Olga Krishtop (RUS)	12:05.49	1987
USA	6	Teresa Vaill	13:59.56	1985

4 x 400 Metres Relay

AUS	2	Australia	3:26.87	1999
BLR	2	Belarus	3:29.96	2004
	2	Belarus	3:28.90	2008
BUL	4h1	Bulgaria	3:34.47	2006
CAN	dq	Canada	3:34.2est	1993
CHN	5	China	3:39.76	1995
CZE	2	Czech Republic	3:30.27	1995
ESP	4	Spain	3:31.86	1991
FRA	5	France	3:34.05	1991
GBR	1	Great Britain & NI	3:28.76	2012
GER	1	Germany	3:27.22	1991
GRE	6	Greece	3:39.23	2004
IRL	5h1	Ireland	3:34.61	2004
ITA	2h1	Italy	3:31.99	2014
JAM	1	Jamaica	3:32.32	1993





International Association of Athletics Federations

6-8, Quai Antoine 1er | BP 359 | MC 98007 | Monaco Cedex
HQ Tel: +377 93 10 88 88 Fax: +377 93 15 95 15 IAAF.org

