



# ENGAGE

ANNUAL  
REPORT  
2022



U.S. ANTI-DOPING AGENCY

# CONTENTS



Message from the CEO and Board Chair		<b>2</b>
Team USADA		<b>4</b>
2022 Highlights		<b>8</b>
Global Clean Sport Advocacy		<b>10</b>
Education Initiatives		<b>14</b>
TrueSport® Program		<b>22</b>
Science and Substances		<b>32</b>
– Science Serving Sport		<b>37</b>
– Advancing Anti-Doping Science		<b>42</b>
– Therapeutic Use Exemptions		<b>44</b>
Testing		<b>46</b>
– Olympic, Paralympic, Pan American, and Parapan American Testing		<b>48</b>
– Client Services		<b>56</b>
– DCO Operations		<b>58</b>
Technology		<b>60</b>
UFC Anti-Doping Program		<b>62</b>
Results Management and Investigations		<b>68</b>
World Anti-Doping Agency Audit		<b>72</b>
Independent Auditor’s Report		<b>Addendum Page 1</b>

For many athletes, 2022 marked a return to some sense of normalcy, with competitions, training, and travel back in full swing. This highly anticipated resumption of normal activities also marked USADA's return to pre-pandemic levels of engagement with both external and internal stakeholders. In 2022, we were able to renew the kind of in-person engagement with athletes, global partners, and staff that often drives the most effective education, collaboration, and innovation.

Most notably, members of the Elite Education Team were able to ENGAGE in 60 face-to-face events with athletes and athlete support personnel after just 10 face-to-face engagements in 2021, and the USADA Science Team was able to once again gather global experts in person for the annual Symposium on Anti-Doping Science. The DCO Operations Team also gathered our own Doping Control Officers from around the country for the first in-person DCO Conference since 2019.

In addition to renewed in-person engagement, USADA continued its tradition of engaging athletes to better understand their perceptions and improve our operations through an Athlete Perceptions Survey. We partnered with The Center for Athlete Well-being and Prevention Strategies, University of North Carolina Greensboro to survey athletes in the USADA testing pools, which led to anonymous responses from nearly 1,000 athletes across 76 sports. The 55-question survey asked for athlete perceptions on 10 key topics and the results have provided USADA with a rich dataset that's being used to shape operational improvements and future strategy reflecting the interests of athletes.

The return to normal competition schedules also meant a big year of testing for USADA, with significant resources allocated to ensuring that a clean Team USA went to the 2022 Olympic and Paralympic Winter Games in Beijing. To this end, the Olympic and Paralympic Programs Team led efforts to design and execute a strategic and targeted out-of-competition testing program, conduct testing at qualification and trial events, and fulfill testing recommendations from the International Testing Agency's Pre-Games Taskforce.

Unfortunately, not all athletes had been vetted as well, leading to the cancellation of the medal ceremony for the team figure skating event at the Beijing Olympic Games. The still pending resolution of a positive test continues to stall the rightful allocation of medals, and from the start, USADA has widely advocated for a faster, fairer, and more transparent resolution of the case to ensure justice for the impacted athletes.

After the Games, we turned our focus to two major client testing initiatives: one for the 2022 World Games in collaboration with the International Testing Agency and one for the 2022 World Athletics Championships in collaboration with Athletics Integrity Unit. Not only were both testing programs executed successfully, with nearly 400 samples collected at World Games and more than 2,300 samples collected at World Athletics Championships, but USADA was able to navigate the many logistical challenges presented by both events happening in July. This timing also resulted in a new record at USADA for the most client tests collected in a single quarter.

Alongside these major initiatives, we also continued our ongoing efforts to protect the integrity of sport at every level of competition through detection, deterrence, and innovation. We reached more than 40,000 athletes and stakeholders through various mediums of education to help deter doping, while collecting nearly 8,000 samples for the Olympic and Paralympic program to detect doping. We also issued 40 sanctions in 2022, including USADA's first sanction for retaliation under a new provision of the 2021 World Anti-Doping Code.

These efforts were all supported by USADA's Science Team, which both supports operations and serves athletes and support personnel. In 2022, the team made critical advancements in both areas, including developing and operationalizing the first real-time, athlete-specific, and data-driven risk assessment tool across all individual Olympic and Paralympic sports, as well as the UFC Anti-Doping Program.

In addition to holding ourselves to the highest of standards, USADA is required to uphold international standards set forth by the World Anti-Doping Agency, and in 2022, we were selected for our first in-person audit. WADA representatives thoroughly examined USADA's anti-doping program and the overall conclusion by the auditors was overwhelmingly positive. In particular, WADA praised USADA for our robust, industry-leading education program, approach to data protection and privacy, and unparalleled data-driven risk assessment tool that informs our strategic testing plan.

All these gold-standard operations are also conducted on a global scale for the UFC Anti-Doping Program, which features a testing pool of more than 600 athletes from more than 50 nationalities. In 2022, we collected more than 4,000 samples from athletes across the world, with nearly six samples collected on average from both domestic and international athletes. We also conducted more than 100 educational phone calls in seven languages for athletes new to the testing pool.

Our ongoing effort to ensure that every clean athlete has access to a level playing field means that we are also working to establish a culture of integrity at the earliest level of sport through our TrueSport Program. In addition to sharing a wide range of resources with families, coaches, and educators across the country, TrueSport continued its leadership in the mental health space by hosting another TrueSport Talks conference, this time focused on the student-athlete. The event brought together nationally recognized mental health experts, as well as student-athletes, to discuss the student-athlete experience and drive meaningful change.

As we reflect on our accomplishments and challenges in 2022, we remain incredibly grateful for the opportunity to serve clean athletes and continually work to improve for them, as well as the renewed opportunity to engage with all our partners in the fight for clean sport. Thank you to all those who share our commitment to clean, safe, and fair sport.



Dr. Tobie Smith  
USADA Board Chair



Travis T. Tygart  
USADA CEO

## BOARD OF DIRECTORS

The USADA Board of Directors is comprised of experienced individuals who share the ideals and principles behind USADA's vision, mission, and core values. Members of the board are independent and thereby cannot serve in any capacity for an organization USADA serves. The Board of Directors advise and support the staff in executing the work of the organization through balanced and diverse perspectives. For more information on the USADA Board of Directors, please visit [www.USADA.org/board-of-directors](http://www.USADA.org/board-of-directors).

### Current Board Members



Tobie Smith,  
MD, MPH, MEd, FAAFP  
Chair



Judi Brown Clarke, PhD  
Vice Chair



Prof. Timothy Davis  
Secretary



Philip Dunn



Kara Goucher



Alvin M. Matsumoto, MD

### Emeritus Board Member



Edward J. Merrens, MD



David Plummer



Cathy Sellers



Ken Wright,  
DA, AT Ret



Edwin C. Moses, ScD hc  
Emeritus Chair

## LEADERSHIP

Based in Colorado Springs, Colorado, USADA's leadership team is responsible for managing and coordinating comprehensive and independent anti-doping programs for the U.S. Olympic and Paralympic movements, as well as the UFC. USADA's key initiatives include:

- Anti-doping education and resources
- Science, research, and technology projects
- Testing programs
- Results management, investigations, and adjudication

USADA's dedicated and talented team is comprised of more than 100 home-office team members and field-based Doping Control Officers who work collaboratively to realize the organization's mission to:

- Stand with athletes to champion their right to clean sport
- Inspire true and healthy sport
- Promote the integrity of sport

### Executive Leadership



**Travis T. Tygart**  
Chief Executive Officer



**John Bobo**  
Chief Operating & Innovation Officer



**Sandra Briggs**  
Chief Financial Officer



**Jeff Cook**  
General Counsel



**Matt Fedoruk, PhD**  
Chief Science Officer



**Jennifer Royer, PhD**  
Senior Director of TrueSport & Awareness

### Senior Leadership



**Victor Burgos**  
Chief Investigative Officer



**Juan Caraveo**  
UFC Program Director



**Tammy Hanson**  
Elite Education Director



**Laura Lewis, PhD**  
Director of Science



**Tessa Muir, B.V.Sc.**  
Director of Operations & Special Projects



**Nadia Silk**  
Senior Director of Legal Affairs & UFC



**Lindsey Stafford**  
Olympic & Paralympic Programs Director



**Shahera Shalabi**  
Human Resources Director



**Allison Wagner**  
Director of Athlete & International Relations



**Averi Walker**  
Communications Director

*\*Board and staff members include those with USADA at time of publication.*

# HIGHLIGHTS

## 2022

### TRUESPORT

TrueSport and USADA hosted **TrueSport Talks: Mental Wellness and the Student-Athlete** for more than 1,850 registrants.

The conversation started with addressing the vital role mental wellness plays in the overall health and happiness of student-athletes, followed by hearing directly from the student-athletes themselves.



Monthly Partner Content Program  
**By The Numbers:**

**16.8+M**

Youth Sport Partner Community  
(increase of 1M from the previous year)

**60** Articles

**75** Partners

### EDUCATION

#### Sessions

**181**

education sessions reaching

**12,606**

stakeholders

Face-to-Face	<b>60</b>
Booths	<b>27</b>
Webinars	<b>76</b>
Materials Only	<b>18</b>

### Impact

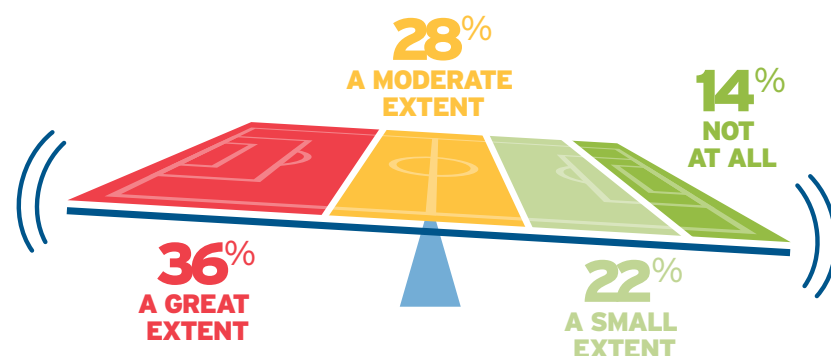
**40,463**

athletes and stakeholders reached through e-learning, presentations, individual education sessions, booths, webinars, and materials

### SCIENCE

An anonymous 55-question survey was sent to elite athletes in the USADA testing pools and completed by 994 athletes across 76 sports, leading to a rich dataset that will inform USADA strategy.

To what extent does DOPING lead to an UNEVEN PLAYING FIELD?



### TESTING

#### Total Samples Collected

**OLYMPIC AND PARALYMPIC**  
**7,746**

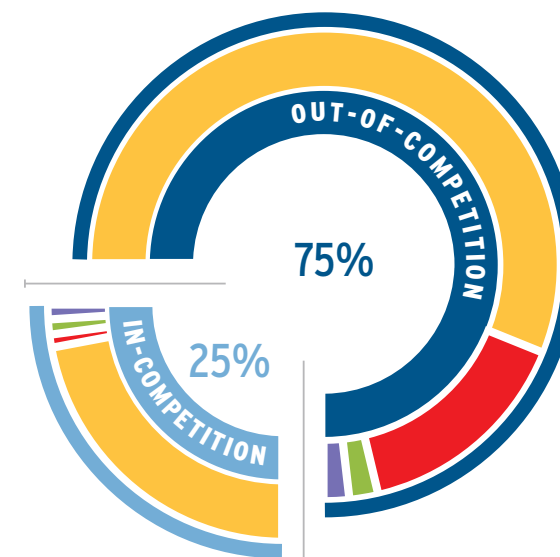
**CLIENT SERVICES**  
**4,740**

**UFC**  
**4,324**

#### Olympic and Paralympic Anti-Doping Program

SAMPLES COLLECTED  
out-of-competition (ooc)  
vs. in-competition (ic)

	URINE	BLOOD	SERUM	DBS	TOTALS
OOC	4,342	1,171	150	139	5,802
IC	1,712	3	73	156	1,944
Totals	6,054	1,174	223	295	7,746



#### Client Services

	URINE	BLOOD	SERUM	DBS	TOTALS
OOC	745	900	711	745	3,101
IC	1,525	30	54	30	1,639
Totals	2,270	930	765	775	4,740

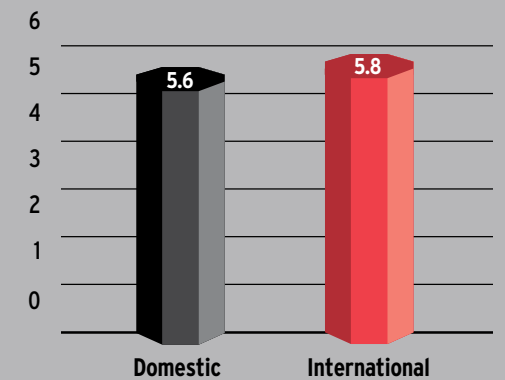
### UFC

#### INTERNATIONAL

VS.

**DOMESTIC**  
testing  
of athletes

#### AVERAGE NUMBER OF SAMPLES PER ATHLETE BY NATIONALITY



### RESULTS MANAGEMENT

**40**

#### SANCTIONS\*

in 2022, including USADA's first sanction for retaliation under Article 2.11 of the World Anti-Doping Code, which was added in 2021.

\*not including UFC Anti-Doping Program sanctions

# GLOBAL CLEAN SPORT ADVOCACY



USADA is committed to advocating for clean sport and clean athletes on a global scale. We unite with stakeholders from around the world, including athletes, governments, and national anti-doping organizations (NADOs), to encourage change in the anti-doping movement so that every athlete is confident they are stepping onto a level playing field and every spectator is confident they are witnessing authentic sport achievements.

# GLOBAL CLEAN SPORT ADVOCACY



## ENGAGE

Recognizing the power of the athlete voice, as well as the critical connection between clean sport and physical and mental wellbeing, USADA worked with winter sport Olympians and Paralympians to create the '#CompeteClean #CompeteWell' campaign. The participating athletes spoke to why they compete(d) well, both physically and mentally, in campaign videos shared prior to the 2022 Beijing Olympic and Paralympic Winter Games.

## Advocacy for Clean Athletes at the 2022 Beijing Olympic Winter Games

In a devastating blow to clean athletes, the medal ceremony and final results for the figure skating team event at the 2022 Beijing Olympic Winter Games was postponed because it was learned on that day that the prohibited substance trimetazidine was found in a sample collected from Kamila Valieva, a member of the Russian team, in December of 2021. Several teams, including Team USA, are still awaiting a conclusion of this case and a medal ceremony because of delays by the Russian Anti-Doping Agency (RUSADA) in handling the results management process. Months after a decision was due, the Russian tribunal assigned to the case announced that Valieva was at no fault for the positive test and no sanction was issued.

In response, USADA CEO Travis Tygart stated that "WADA (World Anti-Doping Agency) and the ISU (International Skating Union) have to appeal this decision, for the sake of the credibility of the anti-doping system and the rights of all athletes. The world can't possibly accept a self-serving decision by RUSADA, which in the recent past has been a key instrument of Russia's state-sponsored doping fraud and is non-compliant. Justice demands a full, fair, public hearing outside of Russia."



## The First Criminal Charge Under the Rodchenkov Anti-Doping Act

The United States Attorney for the Southern District of New York and the FBI announced the unsealing of the first criminal charge under the **Rodchenkov Anti-Doping Act** in early 2022. Signed into law on December 4, 2020, the Rodchenkov Anti-Doping Act (RADA) of 2019 is landmark legislation that criminalizes international doping conspiracies. Eric Lira, a self-proclaimed "naturopathic therapist," obtained and distributed prohibited performance-enhancing drugs to athletes for the purposes of cheating at the Olympic Games and other international competitions. Due to collaboration supported by this legislation, the Athletics Integrity Unit, USADA, and law enforcement were able to quickly and effectively collaborate to protect clean sport.

## Guiding Principles for the Future of Anti-Doping

USADA's Director of Athlete and International Relations, **Allison Wagner**, was a contributing author of the "Declaration of Guiding Principles for the Future of Anti-Doping," a document designed to identify key principles necessary for clean sport in follow-up to the Copenhagen Declaration issued by a cohort of National Anti-Doping Organizations (NADOs) in 2016. The principles were finalized by a group of NADO leaders in 2022. A public call was issued to athletes, NADOs, laboratories, public authorities, sport organizations, media, and sponsors to support, promote, and implement the six principles for a better future of anti-doping.

The six principles address **ATHLETES' RIGHTS, ACCESS TO JUSTICE BASED ON HUMAN RIGHTS, PREVENTION EDUCATION, GOOD GOVERNANCE STANDARDS, SEPARATION OF POWERS IN JUDICIAL AND EXECUTIVE SYSTEMS OF ANTI-DOPING, and INNOVATION IN SERVICE TO CLEAN SPORT.**



# EDUCATION INITIATIVES



Education is key to doping prevention, which is why USADA provides education to thousands of athletes, coaches, trainers, medical staff, and other athlete support personnel each year. Through in-person and online education, as well as a multitude of other resources, USADA helps ensure that athletes and support personnel have the tools they need to navigate anti-doping rules and responsibilities, while also understanding the role they play in keeping sport clean.

# EDUCATION INITIATIVES

## ENGAGE

USADA's Elite Education Team returned to pre-pandemic levels of in-person engagement with stakeholders, increasing from 10 face-to-face engagements in 2021 to **60 face-to-face engagements** in 2022 and presentations in **23 different states** around the United States.

## IMPACT

# 40,463

athletes and stakeholders reached through e-learning, presentations, individual education sessions, booths, webinars, and materials

EDUCATION TYPE	STAKEHOLDERS REACHED
Booths	5,288
Face-to-Face	1,934
Materials	3,447
Webinar	1,937
DCO First-Time Education	57
Individual Education Sessions	70
Sanctioned Athlete Calls	26
E-Learning	25,111
New Athlete Packets	369
Monthly Newsletters	2,224
<b>TOTAL</b>	<b>40,463</b>

## Education Sessions

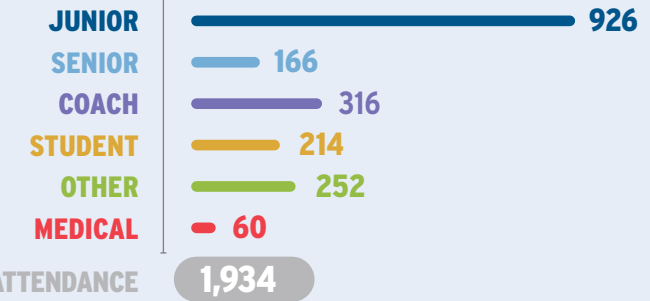
**181**  
education sessions reaching

**12,606**  
stakeholders

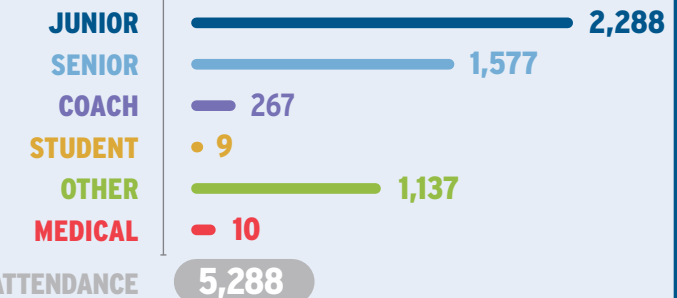
Face-to-Face	<b>60</b>
Booths	<b>27</b>
Webinars	<b>76</b>
Materials Only	<b>18</b>



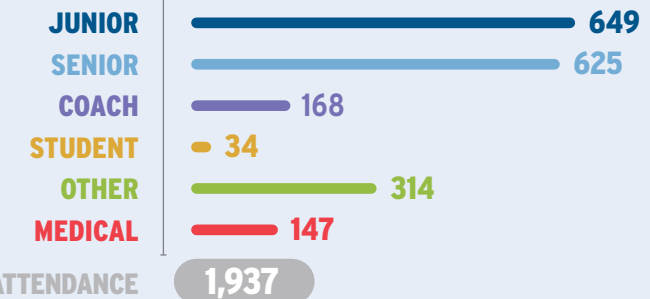
### FACE-TO-FACE



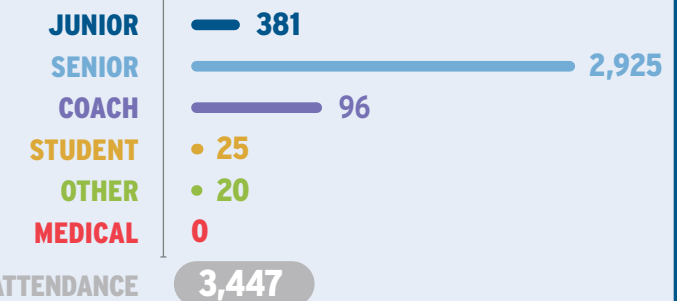
### BOOTHS



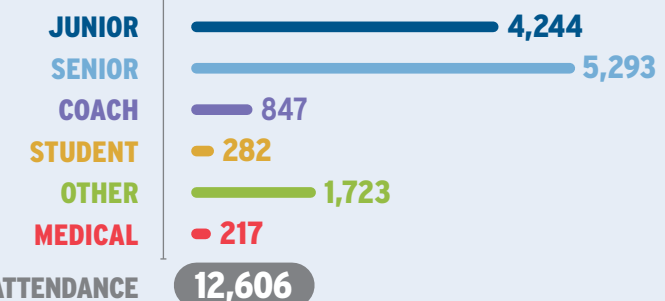
### WEBINARS



### MATERIALS ONLY



### TOTAL BY AUDIENCE



## EDUCATION evaluations

# 3,226

Anonymous Evaluations Completed

1,065 surveys for in-person education

2,161 surveys for webinar education

“THE PRESENTER WAS ENTHUSIASTIC AND KNEW WHAT THEY WERE TALKING ABOUT.”

“I FELT ALL INFO WAS VERY USEFUL AND WILL HELP ME NAVIGATE THE SPORT WORLD.”

“THE FLOW OF THE PRESENTATION WAS GOOD AND BROUGHT ON GOOD QUESTIONS.”

Featured Comments From In-Person Education Evaluations


almost **100%** of respondents agreed with each of the following statements:

- The presenter was responsive to my questions.
- The information presented will be useful for me in my sport.
- Information was presented in a way that was easily understood.
- I learned something new/helpful during this presentation.

## E-Learning

**25,111** athletes, coaches, and health care professionals reached through e-learning in 2022

E-LEARNING EDUCATION	STAKEHOLDERS REACHED
Returning Athlete RTP	993
Returning Athlete CAP	1,013
New Athlete RTP	453
New Athlete CAP	420
HealthPro Advantage	182
Coach's Advantage	176
Weightlifting Coach's Advantage	1,791
Weightlifting Athlete's Advantage	4,845
NCSA Coach's Advantage	172
Swimming Coach's Advantage	14,840
Triathlon Coaches	16
Beijing Games Tutorial	194
Athlete Returning from Sanction	16
<b>TOTAL</b>	<b>25,111</b>

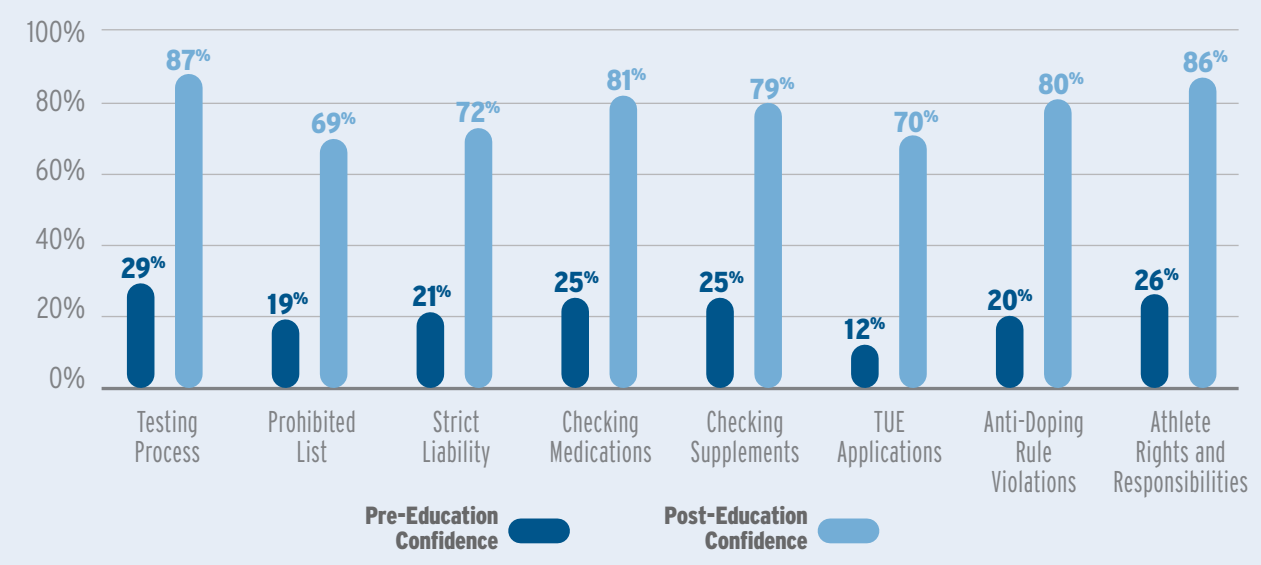


TUTORIALS	2015	2016	2017	2018	2019	2020	2021	2022
Athlete's Advantage	4,049	4,118	4,472	8,489	8,620	8,757	7,613	7,740
Coach's Advantage	160	260	1,074	2,046	15,501	38,614	19,325	16,995
HealthPro Advantage					395	381	374	182
Other USADA Tutorials							446	194
<b>TOTAL</b>	<b>4,209</b>	<b>4,378</b>	<b>5,546</b>	<b>10,535</b>	<b>24,516</b>	<b>47,752</b>	<b>27,758</b>	<b>25,111</b>

\* In 2020, 37,515 coaches were required to take education thanks to collaboration with USA Swimming

## CHANGES IN KNOWLEDGE CONFIDENCE pre & post in-person education

Of the 1,065 survey respondents, significantly more athletes reported being confident about their understanding of key topics in anti-doping after in-person education sessions.



# EDUCATION

INITIATIVES



SPORT INTEGRITY AUSTRALIA

## EDUCATION CONFERENCE SYDNEY, AUSTRALIA



## Educational Strategy

### Major Events

In a year exemplified by increased in-person engagement, some of 2022's most noteworthy face-to-face engagements included back-to-back education sessions at the World Games in Birmingham, Alabama, and the World Athletic Championships in Eugene, Oregon. At World Games, USADA collaborated with the International Testing Agency to host a multiday booth at the athlete credential station, effectively reaching the sport's most elite athletes, including several sport disciplines that will attend the 2023 Pan American and Parapan American Games. The team also collaborated with the World Anti-Doping Agency (WADA) and the Athletics Integrity Unit to activate an athlete engagement program at the World Championships so that competitors were educated and inspired by fellow athletes like **Ben Sanford** (New Zealand), **Jeff Porter** (USA), **Tegla Loroupe** (Kenya), and **Marc Mundell** (South Africa).

### Athlete Presenter Program

The Elite Education Team continues to invest in the Athlete Presenter Program to expand its reach and allow active athletes to be educated by retired peers who successfully navigated anti-doping rights and responsibilities during their athletic careers. In 2022, Athlete Presenters represented USADA at 13 events.



### International Collaboration

The Elite Education Team continues to push forward the collaboration of the **Penrose Club**, which brings together international subject matter experts in the education field throughout the year. In 2022, this group was able to synchronize key education work, including WADA Code Compliance Questionnaire responses, implementation of the International Standards of Education, and best practices in virtual education. Work also continues on the WADA Social Science Research grant that was awarded in 2021 and is now in phase two. This is a two-year project during which the group intends to identify a core set of values that can serve as the foundation for values-based education for athletes, as well as the most salient practice recommendations for values-based education and doping prevention in sport. In addition to education representatives from the six participating countries, athletes and coaches from **USA Cycling**, **USA Swimming**, **USA Weightlifting**, and **USA Triathlon** have joined the Delphi Study Group.

As leaders in the global anti-doping education movement, members of the Elite Education Team were also invited to speak at the WADA Global Education Conference, covering best practices to reach health professionals and development of education framework. The team also successfully prepared for and completed a WADA compliance audit without any critical or non-critical feedback, as well as no general comments for consideration of improvement.

# TRUE SPORT PROGRAM

The TrueSport mission is simple and bold: to change the culture of youth sport by providing powerful educational tools to equip young athletes with the resources to build life skills and core values for success - both on and off the field. With a shared vision of sport's ability to enrich the lives of our young people, we partner with organizations across the country that are driven to change sports culture for the better.

## Mental Wellness and the Student-Athlete



## ENGAGE

TrueSport was once again able to engage with athletes, families, coaches, educators, and other youth sport stakeholders as sport camps and schools returned to their pre-pandemic routines.



## TrueSport Talks: Mental Wellness and the Student-Athlete

Student-athletes face dual pressures to perform in the classroom and on the field of play. As national statistics and stories continue to unveil the scope of the youth mental health crisis, it is past time for communities all around the country to get involved in finding and implementing solutions.

As a recognized thought-leader for athlete health in sport, TrueSport and USAUSA hosted **TrueSport Talks: Mental Wellness and the Student-Athlete** on November 16, 2022, at the U.S. Olympic & Paralympic Museum.

Emceed by **Corey Robinson**, NBC Sports Host & Reporter, as well as a Division I Football player at the University of Notre Dame, the event brought together nationally recognized experts in the mental health space, as well as student-athletes, including:

- **Cailin Bracken** - Division I Lacrosse, Vanderbilt University, author of "A Letter to College Sports"
- **Geoff Kelly** - Division II Basketball, University of Colorado at Colorado Springs
- **Charley Nordin** - 2020 Paralympic Silver Medalist, Division I Rowing; Four-Year Member of Gonzaga University's Student Athlete Advisory Committee
- **Allison Schmitt** - 10-Time Olympic Medalist, Swimming; Division I Swimming, University of Georgia

With more than **1,850 registrants** for the hybrid event, the conversation started with addressing the vital role mental wellness plays in the overall health and happiness of student-athletes, followed by hearing directly from the student-athletes themselves. The day continued with a series of solution-driven sessions focused on athlete systems of support and practical guidelines that could drive meaningful change.



TrueSport also hosted approximately 75 student-athletes from the Colorado Springs community to participate in the **"Mindset of a TrueSport Champion"** program featuring the Mindfulness and Positivity Project, which led attending student-athletes through the practices of becoming more mindful, with real-time implementation of mental wellness practices alongside TrueSport Athlete Ambassadors.

“ WE HAVE TO PUT THE PERSON BEFORE THE STUDENT AND THE ATHLETE, OTHERWISE WE ARE AT RISK OF LOSING ALL THREE. ”  
- Dr. Candice Williams, Director of Mind Health, and Wellness for the Boston Celtics.



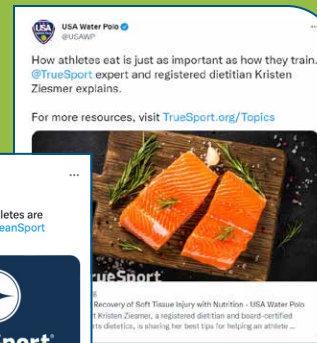

## TrueSport Content & Partner Programs

TrueSport partners with National Governing Bodies (NGBs), International Federations, and youth sport organizations to champion values learned through youth sport participation. Through content, webinars, or other engagement opportunities, each partner customizes the use of TrueSport resources and engagements to meet individual program needs and specific objectives.

### TrueSport Partner Monthly Content Program

Working alongside experts from a wide range of fields, TrueSport publishes practical and evidence-based content on monthly themes like mental wellness, conflict resolution, and nutrition.

In 2022, TrueSport added nine new partners to its network, bringing the total number of partners to **75** and our youth sport partner community to **16.8+ million** – an increase of **1 million** from the previous year.



### TrueSport Lessons

TrueSport produced a new lesson on Mental Wellness in partnership with **Dr. Jessica Kirby** from the University of Colorado, Colorado Springs.

### SportsEngine

In addition to being a vital content distribution partner and supporting TrueSport with the 2022 TrueSport Talks event, SportsEngine worked with TrueSport to host an **Athlete of the Month** program recognizing young athletes who stand out for their contributions to their community alongside their athletic achievements. Each winner was awarded a virtual interview with a TrueSport Athlete Ambassador.



### Monthly Partner Content Program By The Numbers:

**16.8+M** Youth Sport Partner Community (increase of 1M from the previous year)

**60** Articles

**75** Partners

**9** New Partners:

City of Alamosa, US Squash, US Bowling Congress, US Pickleball, International Rugby Union, Colorado State High School Association (CHSSA), USA Luge, Mindfulness & Positivity Project, and the Colorado Springs Sports Corporation

### What our partners have to say:

**WE LOVE THIS PARTNERSHIP! IT HELPS BRING RELEVANT CONTENT TO OUR COMMUNITY THAT THEY DON'T OFTEN THINK ABOUT. IT'S EASY FOR ATHLETES, COACHES, AND PARENTS TO ZOOM IN TO JUST THE "DOING OF THE SPORT" LEVEL AND THIS HELPS THEM REALIZE THAT SPORTS ARE ABOUT MORE THAN JUST A SKILL.**

**WE LOVE PARTNERING WITH TRUESPORT AND FEEL IT PROVIDES OUR AUDIENCES WITH BENEFICIAL CONTENT IN A VARIETY OF AREAS.**




### USA Swimming Deck Pass

TrueSport produced interactive, digital learning activities for 6-12-year-olds who use USA Swimming's Deck Pass program. In 2022, users completed more than **8,000** TrueSport Lesson activities.

## TrueSport Athlete Ambassadors

Through the TrueSport Ambassador Program, Olympic, Paralympic, and National Team athletes share their stories to inspire future generations to achieve excellence both in athletics and in life. TrueSport Ambassadors display kindness, leadership, and strength both on and off the field of play. Athletes who participated in the 2022 Ambassador program included:

- Aaron Scheidies | Para Triathlon (2-year ambassadorship)
- Abby Raymond | Weightlifting (4-year ambassadorship)
- Amara Mbionwu | Netball (3-year ambassadorship)
- Amobi Okugo | Soccer (joined in 2022)
- Chris Mazdzer | Luge (joined in 2022)
- Jordan Wilimovsky | Swimming (2-year ambassadorship)
- Kara Winger | Track & Field - Javelin (7-year ambassadorship)
- Mandy Marquardt | Track Cycling (4-year ambassadorship)
- Richard Torrez Jr. | Boxing (4-year ambassadorship)
- Steve Emt | Wheelchair Curling (2-year ambassadorship)
- Trevon Jenifer | Wheelchair Basketball (3-year ambassadorship)
- Tyler Carter | Para Alpine Ski (4-year ambassadorship)
- Veronica Day | Skeleton (6-year ambassadorship)



TrueSport Ambassador  
KARA WINGER

TrueSport Ambassador  
TREVON JENIFER

## TrueSport Expert Program

Since its inception in 2020, the TrueSport Expert Program has leveraged the insight and experience of relevant experts, including physicians, psychologists, nutritionists, and social workers, to distinguish TrueSport's content and video resources as reliable, robust, and evidence informed. The 2022 TrueSport Expert Program included:

- Kevin Chapman, PhD (Licensed Clinical Psychologist, Founder of the Kentucky Center for Anxiety and Related Disorders)
- Deborah Gilboa, MD (Board Certified Family Physician, Parenting & Resilience Expert, Founder of AskDoctorG.com)
- Nadia Kyba, MSW, RSW (Registered Social Worker, Founder of NowWhatFacilitation.com)
- Michele LaBotz, MD, FAAP (Sports Medicine Physician, InterMed Sports Medicine Clinic)
- Laura Lewis, PhD (Director of Science, USADA)
- Stephanie Miezyn, MS, RD, CSSD (Registered Dietitian, Director of Nutrition at Canyon Ranch)
- Amanda Stanec, PhD (Founder of MOVE+LIVE+LEARN, Researcher)
- Melissa Streno, PsyD (Licensed Clinical Psychologist, Lantern Psychology)
- Kristen Ziesmer, MS, RDN, CSSD, LDN (Registered Dietitian, Founder of Elite Nutrition and Performance)



### Events and Engagements

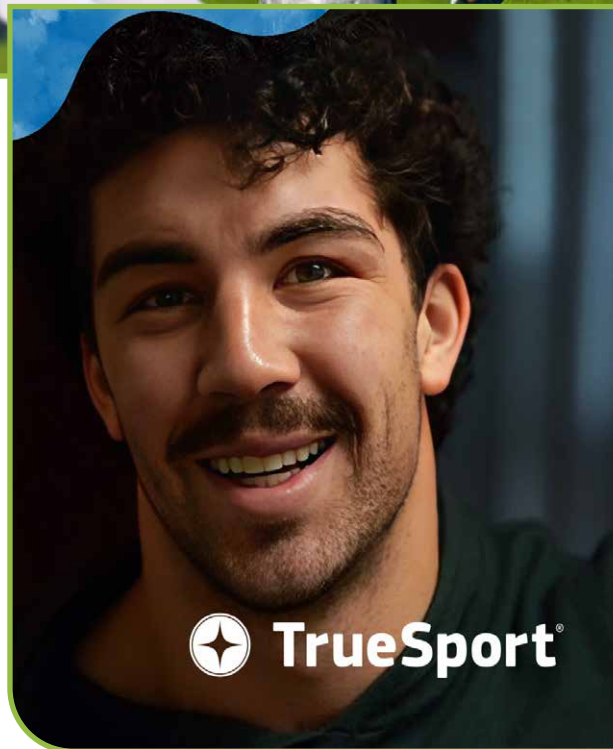
#### 6,578 INDIVIDUALS ENGAGED THROUGH 40 EVENTS

- 24 out of 40 events were attended by at least one Ambassador.
- Ambassadors directly engaged with 5,166 individuals.
- 2 events were co-hosted with TrueSport Experts.
- 33 out of 40 events were in-person engagements.

#### KEY EVENTS

- US Soccer Coaches Convention | Kansas City, MO
- Camp Susquehannock Counselor Training and Camps | Brackney, PA
- USA Track & Field Youth Outdoor National Championships | New York City, NY
- Skyhawks Corporate and Franchise Conference | Denver, CO
- Colorado State University Pueblo Education Presentation | Pueblo, CO
- TrueSport Talks Symposium: Mental Wellness & the Student-Athlete | Colorado Springs, CO
- TAHPERD Conference | Corpus Christi, TX





## New Initiatives

### Mindset of a TrueSport Champion

In partnership with Discovery Education, TrueSport was proud to launch a one-of-a-kind, interactive learning experience called 'Mindset of a TrueSport Champion.' In a 25-minute video, TrueSport's very own Athlete Ambassadors shared their personal stories and explained how their focus on developing key life skills and core values helped drive their success both in athletics and in life.

The program also included curriculum guides for coaches, educators, and families to engage students in discussions on Sportsmanship, Character Building & Life Skills, and Clean & Healthy Performance. In 2022, the program reached 117,700 students.


### Cohort for Change

The new **Cohort for Change** program brought together coaches and youth sport influencers from across the country to help activate the TrueSport Lessons, resources, and tools in diverse sport programs, as well as help establish best practices and solutions to further TrueSport's mission. The 2022/2023 Cohort for Change coaches include:

- **Alesha Harper** | Lancaster, CA
- **Ann Kitt-Carpenetti** | Sparks, MD
- **Fallon Buckner-Ward** | New Orleans, LA
- **Jason Fragale** | Kissimmee, FL
- **Karen Marley** | Colorado Springs, CO
- **Kie McCrae** | Pittsburgh, PA
- **Megan MacFarlane** | Moorhead, MN
- **Powell Paguibitan** | Charlotte, NC
- **Victoria Crates** | Los Angeles, CA
- **Elizabeth Leddy** | Portland, MN



# SCIENCE AND SUBSTANCES



Science plays a crucial role in the fight for clean competition by driving innovation and evidence-based decision making. At USADA, science and research inform education strategies, testing, and results management operations, while also enhancing detection and deterrence efforts. Through its drug reference initiatives, USADA also provides resources and tools that have a significant impact on the ability of athletes and support personnel to make informed choices about medications and dietary supplements. USADA is also a global leader in anti-doping science, partnering with stakeholders around the world to drive the adoption of athlete-friendly sample collection methods, publish impactful research, and develop surveys that yield quality data to advance meaningful change.



21st Annual USADA Science Symposium | Colorado Springs, Colorado

## ENGAGE

In addition to providing ongoing support for global expert groups, USADA was able to once again gather experts from around the world in person for its annual Symposium on Anti-Doping Science.

## 2022 Highlights

- Supported the legal and results management process with scientific guidance on more than **100 adverse analytical findings** and/or other potential anti-doping violations
  - Assisted with multiple investigations, Therapeutic Use Exemption (TUE) cases, expert reports, and testimony
- Helped the Partnership for Clean Competition (PCC) host a **2022 Research Summit** and supported daily operations, including the review of dozens of research projects
- Developed and operationalized the first real-time athlete-specific and **data-driven risk assessment tool** across all individual Olympic and Paralympic sports, as well as the UFC Anti-Doping Program
- Collected almost **600 matched Dried Blood Spot (DBS) and serum samples** at the World Athletics Championships in collaboration with the Athletics Integrity Unit to advance and validate DBS analysis techniques
- Conducted an online **Athlete Perceptions Survey** with the Center for Athlete Well-being and Prevention Strategies at UNC Greensboro, leading to responses from nearly 1,000 elite athletes in the USADA testing pools
- Successfully delivered the **21st Annual USADA Science Symposium** in person in Colorado Springs, Colorado with more than 90 attendees and 20 expert speakers from 27 countries
- Collaborated with the **International Testing Agency (ITA)** to develop new ways to effectively collaborate on testing international athletes and risk assessment strategies
- Launched a **new and improved High Risk List of supplements** to improve access, ease of use, and educational value
- Prepared for and successfully navigated a **World Anti-Doping Agency (WADA) compliance audit**
- Coordinated more than **1,000 DBS collections** in-competition and out-of-competition across USADA's testing programs

## Science Serving Sport

USADA is committed to providing athletes and support personnel with the resources and information they need to uphold clean sport, which means providing the most convenient and accurate information on substances and methods through various channels, including a Drug Reference Line<sup>®</sup> direct to USADA staff, Global Drug Reference Online (Global DRO<sup>®</sup>), and Supplement Connect<sup>™</sup>.

### Global DRO

Global DRO helps athletes and support personnel identify the prohibited status of medications and ingredients from seven partner countries: **Australia, Canada, Japan, New Zealand, Switzerland, the U.K., and the U.S.**

In 2022, the free platform saw **1,881,215 total searches**, which included 316,630 searches from the U.S. section of GlobalDRO.com and on the USADA.org website, marking an increase in both areas from 2021.



Top 10 Global DRO **INGREDIENT SEARCHES** in the U.S. in 2022

**Creatine, Marijuana, Albuterol, Testosterone, Caffeine, Adderall 10mg tablet, Albuterol 90 mcg/actuation inhalation aerosol, THC, Phenylephrine, Pseudoephedrine**

### Drug Reference Line [ Not including UFC inquiries ]

The USADA Drug Reference Team helps athletes navigate the rules around substances and methods by answering questions online and over the phone. In most cases, USADA was able to provide answers back to athletes or athlete support personnel within 24 hours.



drug reference inquiries received by email

## High Risk List

USADA launched a new and improved High Risk List (HRL) of supplements in 2022 to improve access, ease of use, and educational value. More specifically, the new HRL features an interactive table that can be sorted and filtered more easily, as well as additional links to relevant external resources. USADA also removed account creation username and password requirements.

**798** products were on the HRL in 2022

Below is the number of products on the HRL by WADA Prohibited List category. Products can now have multiple substance classifications (i.e., higenamine is listed as both a Beta-2 Agonist and a Stimulant).

Anabolic Agents	297
Beta-2 Agonists	10
Cannabinoids	1
Diuretics and masking agents	1
Hormones and metabolic modulators	109
Peptide hormones, growth factors or other related substances	30
Stimulants	350

**90** products were archived because they are no longer sold, or they no longer meet the HRL criteria

USADA added **96** products to the HRL in 2022

Products are added to the HRL if they advertise, or if testing reveals, that they contain substances prohibited in sport. Below is the number of products added to the HRL by WADA Prohibited List category (some supplements contained ingredients from multiple categories).

Anabolic Agents	36
Beta-2 Agonists	4
Hormones and metabolic modulators	13
Non-Approved Substances	12
Peptide hormones, growth factors or other related substances	2
Stimulants	38

The HRL includes **287** products from companies



## Athlete Biological Passport

The Athlete Biological Passport (ABP) program monitors selected biological parameters in urine and blood samples over time that may indirectly reveal effects of doping on the body. The ABP program allows anti-doping organizations to generate individual, longitudinal data sets for each athlete and to look for any fluctuations that may be indicative of the use of performance-enhancing drugs or methods. This data can also be used to conduct targeted, conventional anti-doping tests on athletes with abnormal characteristics as well as provide corroborating evidence of doping during an anti-doping rule violation case.

In 2022, USADA reviewed **1,461** blood passports and **1,879** steroid passports for the Olympic and Paralympic Anti-Doping Program, as well as **535** blood passports and **728** steroid passports for the UFC Anti-Doping Program, resulting in **more than 400** specific testing and further analysis recommendations. During the Beijing Olympic and Paralympic Winter Games, USADA also supported on-site anti-doping efforts by performing reviews for **50** Olympic and Paralympic samples within 24 hours of notification.



## Athlete Perceptions Survey

In an ongoing effort to best serve and protect clean athletes, the U.S. Anti-Doping Agency (USADA) partnered with The Center for Athlete Well-being and Prevention Strategies, University of North Carolina Greensboro to survey USADA testing pool athletes to better understand their perceptions of doping and get their feedback on anti-doping efforts.

Sent to elite athletes in the USADA testing pools, the 55-question survey was anonymously completed by 994 athletes across 76 sports in 2022. The results have provided USADA with a high quality and rich dataset that's being used to shape operational improvements and future strategy reflecting the beliefs and interests of athletes.

The survey asked for athlete perceptions on 10 key topics, including athlete wellbeing, deterrents to performance-enhancing drug use, and whistleblowing. A summary of the key findings related to these 10 topics is below.

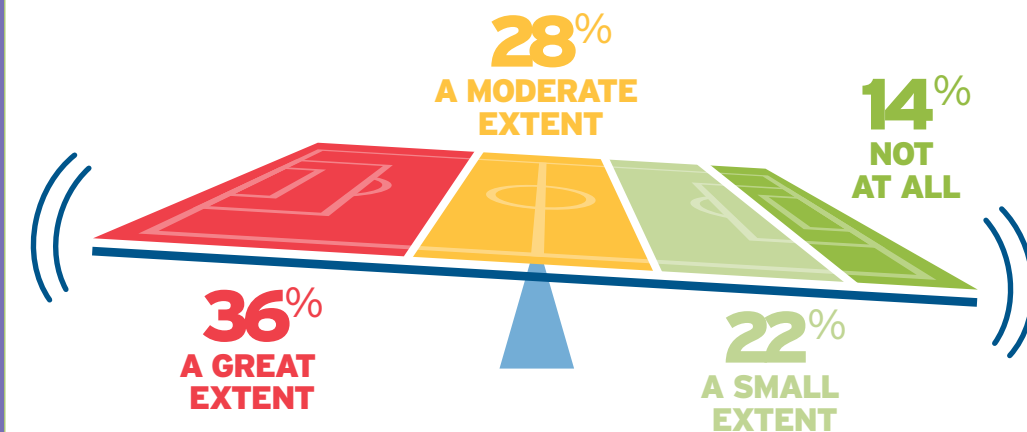
- 1. Mission:** The majority of athletes strongly support or support USADA's mission.
- 2. Athlete Wellbeing:** Risk of contamination from supplements and Whereabouts filing responsibilities are reported to cause anxiety for the athletes, and nearly half of those who perceive performance-enhancing drug (PED) use as causing an uneven playing field feel depression because of it.
- 3. Education:** Athletes are engaging with a variety of education modes, and the majority find each mode effective. At the top of athletes' list for current and future education topics is the Prohibited List.
- 4. Deterrents to PED Use:** Athletes report punishment/sanctions as the most effective deterrent when compared against education and risk of detection.
- 5. Normative Perceptions:** Athletes are more likely to think elite athletes from other countries in other sports are using PEDS, and compared to previously collected prevalence data, athletes' perception of PED use is comparable when it comes to their U.S. peers.
- 6. Science of Testing:** More than half of athletes believe the science of testing is behind an athlete's ability to dodge a positive test, but the majority also believe testing detects most PED use in elite sport.
- 7. Reporting / Whistleblowing:** The majority of athletes who report personally knowing about intentional PED use do not report it to USADA, and about one third are not familiar with USADA's reporting mechanisms.
- 8. U.S. vs. International Testing:** The majority of athletes perceive that testing in other countries happens less frequently than in the U.S., both in- and out-of-competition.
- 9. Supplement Use and Attitudes:** The majority of athletes report using a dietary supplement in the last 12 months, and over half report they always check for NSF certification before using a supplement.
- 10. Attitudes Regarding Marijuana:** The majority believe both that marijuana should not remain prohibited in-competition, and that it is not performance enhancing.



### Global Drug Reference Online

- **85%** of athletes have used Global DRO in their careers
- **92%** of the time they found what they needed

### To what extent does DOPING lead to an UNEVEN PLAYING FIELD?



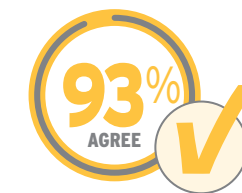
### Trust in the SCIENCE OF TESTING



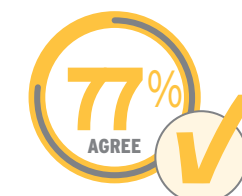
I trust USADA's procedures to keep my sample safe



USADA's testing equipment is tamper evident and secure



I trust USADA's strategy to pick the right events and athletes to test



## Advancing Anti-Doping Science

### USADA Symposium on Anti-Doping Science

Joined by the world's top experts, the U.S. Anti-Doping Agency (USADA) hosted the 21st Annual USADA Symposium on Anti-Doping Science from September 30-October 3, 2022 in Colorado Springs, CO to explore how we can better differentiate between truly extraordinary achievements and those aided by doping.

Over the course of the Symposium, experts from a wide range of backgrounds discussed key topics within the theme **"The Elite Athlete: Differentiating Extraordinarily Normal from Abnormally Extraordinary."**

Entering its third decade, the Symposium ensures the continued development of innovative, scientifically led solutions to protect clean athletes and the integrity of sport. Stakeholders from around the world were represented consisting of 92 registered participants hailing from six continents and 27 countries.

Elite athletes have long been celebrated for their extraordinary ability to push the boundaries of human performance, both physically and mentally, in training and competition and often in extreme and challenging environments. The sub-four-minute mile, the Mt. Everest ascent without oxygen, the sub-10 second 100m, the marathon champion tennis matches – the examples of extraordinary human athletic feats in sport are endless. But in today's sport world, it is easy for some to be conflicted about whether to celebrate or question such feats.

During the four-day Symposium, more than 20 expert speakers and panelists presented a wide range of topics while also facilitating discussion among the attendees. "To better detect doping across diverse athletes and sports, we need to increase our understanding of what is normal and abnormal across the many facets of human performance," said Dr. Matthew Fedoruk, USADA's Chief Science Officer. "This year, we focused on how to better identify and scrutinize the expected from the unexpected by looking at factors ranging from genes to drugs to extreme environments."



### Larry D. Bowers Award for Excellence in Anti-Doping Science

The Symposium also provides the opportunity to recognize and award the achievements of scientists who have made an impact on anti-doping approaches and best practices. USADA was pleased to present the 6th Larry D. Bowers Award for Excellence in Anti-Doping Science to Dr. Jordi Segura for his distinguished 37-year career in the anti-doping industry, including 30 years as the director of the Barcelona WADA-accredited anti-doping laboratory. During his nearly four decades of services, he has authored more than 380 peer-reviewed scientific publications related to the chemical and biological determination of drugs, medicines, and their metabolites in biological fluids, as well as several complementary areas. In addition to other responsibilities, he currently serves as vice-chair of both the Aquatics Integrity Unit Anti-Doping Advisory Body and the International Working Group on Dried Blood Spot Analysis and Storage.



### Partnership for Clean Competition

The Partnership for Clean Competition (PCC) is a nonprofit organization supported by USADA and others in the sports world that are devoted to protecting clean sport. The PCC works to protect the integrity of sport and public health by supporting high quality anti-doping research. Anti-doping research is essential to improve both detection and deterrence.

In 2022, the PCC focused on continuing to fund high impact research and standardizing operations. COVID-19 had a modest impact on anti-doping scientific research, however, the PCC has been able to continue funding previously approved awards from 2021, despite delays in the field from COVID-19.

To that end, in 2022 the PCC:

- Recommended funding for **more than \$1.1 million** in research grants, anti-doping researcher fellowships, and micro-grants
- Processed **39 research agreements** (29 previously approved awards and 10 new awards), including three PCC-WADA joint-funded research agreements
- Held **three Scientific Advisory Board Meetings** where new grants were reviewed, and working group updates and final research project reports were discussed
- Funded **three PCC Fellowships**, two of which are based in the U.S.
- Brought together anti-doping scientists and administrators by holding the organization's first PCC Summit in Park City, Utah, where **35 in-person attendees** (and 10 virtual attendees) attended nine informational sessions and one panel discussion focused primarily on innovations in Dried Blood Spot testing and other anti-doping science trends
- Facilitated more than **23 publications and presentations** in the global scientific community from our funded research
- Prepared to celebrate 15 years of scientific innovation and impact at the **2023 PCC Conference**, to be held in New York City in April 2023, after a four-year hiatus.



## Publication Contributions

Goodrum JM, Lewis LA, Fedoruk MN, Eichner D, Miller GD. Feasibility of microvolumetric capillary whole blood collections for usage in Athlete Biological Passport analysis. *Drug Test Anal.* 2022 Jul;14(7):1291-1299. doi:10.1002/dta.3254.

### Selected Expert Committee Participation

- **Dr. Fedoruk** - International Weightlifting Federation (IWF) Anti-Doping Committee member
- **Dr. Fedoruk** - WADA Health, Medicine and Research Committee
- **Dr. Fedoruk** - WADA Scientific Project Review Working Group
- **Dr. Fedoruk** - WADA Contaminants Working Group
- **Dr. Fedoruk** - WADA Athlete Biological Passport Steroidal Working Group
- **Dr. Lewis** - Aquatics Integrity Unit, Anti-Doping Advisory Body
- **Dr. Lewis** - WADA ABP Hematological Working Group
- **Richard Mohr, MS** - WADA Global Learning and Development Framework (GLDF) trainer (TUE Administration) & WADA TUE Technical Working Group member
- **Richard Mohr, MS** - International TUE Managers Working Group

### Presentations

- **Dr. Fedoruk** presented at the 2nd CHINADA International Anti-Doping Symposium virtual webinar: PRACTICING IN DBS TEST - NADO PERSPECTIVES.
- **Dr. Lewis** presented at the ACSM Annual Meeting and World Congress on Proliferation of Orthobiologics Within a Professional Sport.
- **Dr. Fedoruk** was an invited speaker at the USOPC - NGB Medical Conference.
- **Dr. Lewis** presented a WADA webinar on An Introduction to DBS Testing for Athletes.
- **Dr. Fedoruk** was an invited panel member at the American Medical Society for Sports Medicine (AMSSM) Conference.
- **Dr. Lewis** was an invited speaker at the WADA Athlete Biological Passport Symposium.
- **Dr. Fedoruk** presented at the WADA ADO Symposium and iNADO Workshop.
- **Dr. Lewis** presented at the 16th Seibersdorf Laboratory Workshop.

## Therapeutic Use Exemptions

USADA recognizes that athletes, like all people, may have medical conditions or illnesses that require them to receive treatment with a particular medication or undergo medical procedures. If the substance or method prescribed to treat that medical condition is prohibited by the World Anti-Doping Agency (WADA) Prohibited List, athletes can apply for a Therapeutic Use Exemption (TUE), and if granted, obtain permission to use a prohibited substance or method in sport for a specified time period. All TUEs are evaluated according to the WADA International Standard for TUEs and are subject to mandatory WADA monitoring for compliance. All TUEs are evaluated according to the WADA International Standard for TUEs and are subject to mandatory WADA monitoring for compliance.

## Highlights

- Received **584** TUE Pre-Check Forms
- Received **646** TUE requests
- Reviewed **44,555** medications and supplements declared on doping control paperwork
  - **27,795** Olympic/Paralympic declarations
  - **16,760** UFC declarations

## TUE BREAKDOWN by athlete classification

ATHLETE CLASSIFICATION	NUMBER OF TUE APPLICATIONS	APPROVED	DENIED
Non-Competitive/Recreational	530	303	17
Testing Pool	116	70	8
<b>Total</b>	<b>646</b>	<b>373</b>	<b>25</b>

## TUEs PROCESSED by prohibited list category\*

REQUESTED TUEs - TOP 5 WADA PROHIBITED LIST CATEGORIES	NUMBER OF APPLICATIONS
Stimulants	286
Glucocorticoids	72
Hormone and Metabolic Modulators	68
Diuretics and Other Masking Agents	66
Beta-2 Agonists	44

APPROVED TUEs - TOP 5 WADA PROHIBITED LIST CATEGORIES	NUMBER OF APPROVALS
Stimulants	179
Hormone and Metabolic Modulators	51
Diuretics and Other Masking Agents	41
Glucocorticoids	32
Anabolic Agents	25

DENIED TUEs - TOP 5 WADA PROHIBITED LIST CATEGORIES	NUMBER OF DENIALS
Stimulants	7
Anabolic Agents	5
Peptide Hormones, Growth Factors, and Other Related Substances	4
Cannabinoids	4
Hormone and Metabolic Modulators	3

\* Charts do not include In-Progress, Not-Needed, Incomplete, and Withdrawn TUEs.



# TESTING



Testing is an integral part of USADA's ability to detect doping and hold accountable those who violate anti-doping rules. Both in-competition (IC) and no-notice, out-of-competition (OOC) testing are part of an effective anti-doping program that protects clean athletes' rights and a level playing field.

## Olympic, Paralympic, Pan American, and Parapan American Testing

In collaboration with USADA's Science and Results Management teams, the Olympic and Paralympic Programs Team oversees and strategically allocates resources for IC and OOC testing for Olympic, Paralympic, Pan American, and Parapan American athletes.

### 2022 Highlight – Beijing Winter Olympic and Paralympic Games

The months leading into any major Games are a crucial time for the Olympic and Paralympic Programs Team. The team works closely with the USADA Science Team to design and execute a strategic and targeted OOC testing program, conduct testing at qualification and trial events, and fulfill testing recommendations from the International Testing Agency's Pre-Games Taskforce.

Below are some key testing statistics from the 2022 Winter Olympic and Paralympic Games in Beijing:

Tracked **775** "long list" athletes across **13** sports

(athletes identified by the National Governing Bodies for the applicable sports who are expected to compete for spots on Team USA)

Completed **98** test sessions at **8** Olympic and Paralympic Trial events



### TOP 5 TESTED U.S. WINTER SPORTS for OLYMPIANS



### Beijing 2022 Medalists – OLYMPIC

Average number of USADA tests:



All athletes not on the Hockey and Curling teams are included with individual sports.

### Beijing 2022 Medalists – PARALYMPIC

Average number of USADA tests:



All athletes not on the Sled Hockey and Curling teams are included with individual sports.

# TESTING

## ITA TASK FORCE

Started in Q1 2021



Recommendations released in October 2021

OVER **5,400**

testing recommendations made globally for **15** sports

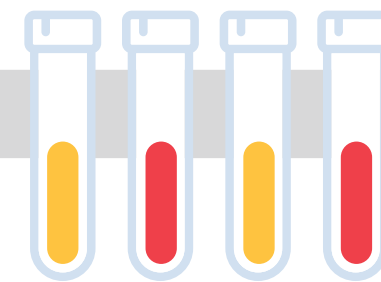
## ITA U.S. Athlete Recommendations:

	ORIGINAL	REVISED
ATHLETES:	<b>115</b>	<b>105</b>
SPORT DISCIPLINES:	<b>10</b>	<b>10</b>

After USADA received the ITA's recommendations on which athletes to test and how many times (1-6), Athlete Services identified athletes who did not have a pathway to Beijing. These athletes were removed in the ITA Revised Athlete Recommendations.



## Completion Status:



Completed

**223**

test sessions on **RECOMMENDED ATHLETES**

Collected

**269**

samples from **RECOMMENDED ATHLETES**



### → FOLLOWED

(> 60% of recommended sessions completed)

**92** athletes, **88%** of athletes

### → PARTIALLY FOLLOWED

(25 to > 60% of recommended sessions completed)

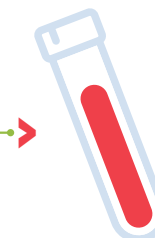
**13** athletes, **12%** of athletes

### → NOT FOLLOWED

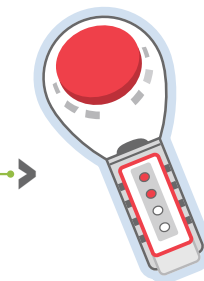
**0** athletes, **0%** of athletes



**223** URINE TESTS



**28** BLOOD TESTS



**18** DBS TESTS

# TESTING

## Olympic and Paralympic Anti-Doping Program

Throughout 2022, USADA also maintained its gold-standard testing program for the whole Olympic and Paralympic movement.

**7,746** Total Samples

**6,107** TEST SESSIONS 

**2,914** ATHLETES TESTED 

**122** EVENTS 



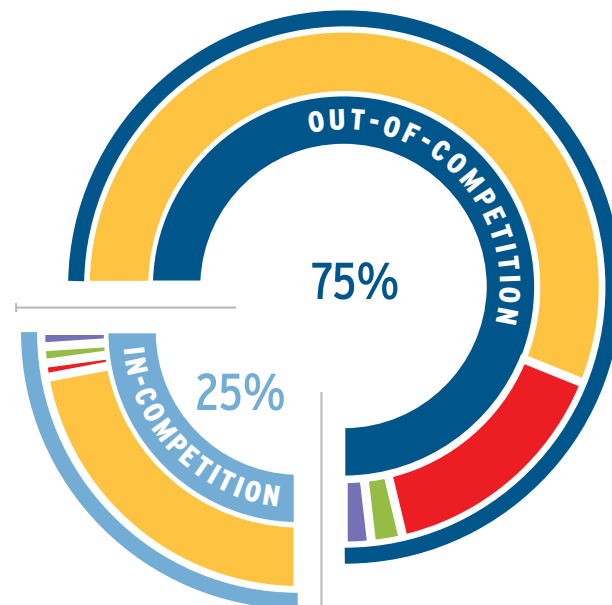
### SAMPLES COLLECTED

out-of-competition (ooc)  
vs. in-competition (ic)

	URINE	BLOOD	SERUM	DBS	TOTALS
OOC	4,342	1,171	150	139	5,802
IC	1,712	3	73	156	1,944
<b>Totals</b>	<b>6,054</b>	<b>1,174</b>	<b>223</b>	<b>295</b>	<b>7,746</b>

### SAMPLES COLLECTED by quarter

	Q1	Q2	Q3	Q4	TOTALS
Urine	1,124	2,021	1,514	1,395	6,054
Blood	134	319	333	388	1,174
Serum	30	33	63	97	223
DBS	0	124	99	72	295
<b>Totals</b>	<b>1,288</b>	<b>2,497</b>	<b>2,009</b>	<b>1,952</b>	<b>7,746</b>


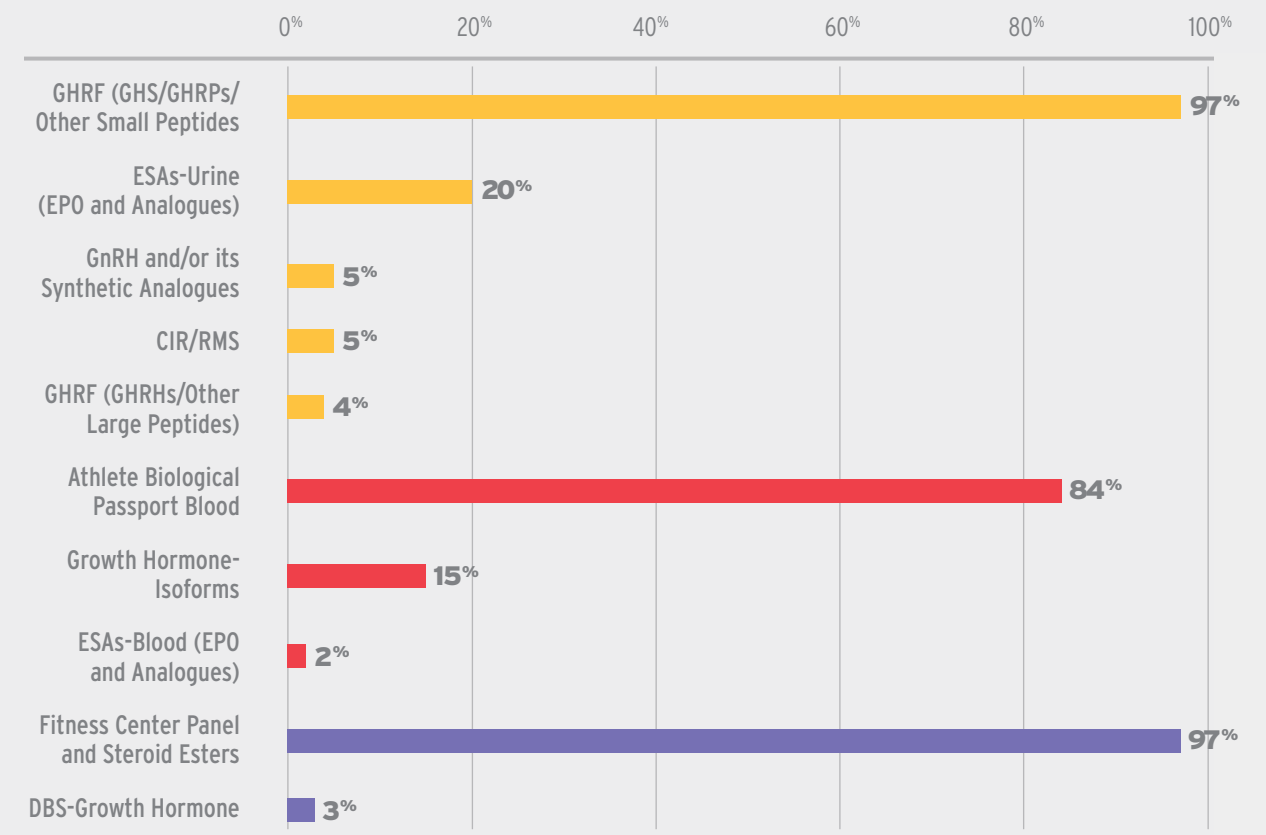


## Sample Analyses

Collaboratively, the USADA Science and Testing Teams work to determine the optimal analyses for each urine, blood, serum, or DBS sample. All samples are analyzed for a standard list of substances (a basic screen) based on whether it's an in-competition or out-of-competition test. In addition, Special Analysis can be performed on top of basic screens to detect specific substances, such as erythropoietin (EPO) and growth hormone, depending on the results of the basic screen and/or assessment of other data. USADA goes to great lengths to ensure that every sample is analyzed strategically based on intelligence, an athlete's biological passport, the risk of the sport/discipline, and requirements under the World Anti-Doping Code.

**15,822**  
TOTAL ANALYSES  
PERFORMED  
ON OLYMPIC AND  
PARALYMPIC  
SAMPLES

The graph below shows the percentage of the most common Special Analyses (by sample type) conducted on USADA samples in 2022. For example, ESA analysis was conducted on 20% of all USADA urine samples.



## 2022 Testing Numbers By Sport

SPORT	OOC TESTS	IC TESTS	TOTALS
Archery	17	4	21
Artistic Swimming	13	0	13
Badminton	10	0	10
Basketball	28	0	28
Biathlon	65	20	85
Bobsled and Skeleton	67	0	67
Bowling	2	0	2
Boxing	60	15	75
Canoe and Kayak	11	28	39
Climbing	28	0	28
Curling	18	4	22
Cycling	484	315	799
Diving	8	6	14
Equestrian	5	0	5
Fencing	15	0	15
Figure Skating	25	25	50
Gymnastics	59	14	73
Ice Hockey	58	0	58
Judo	44	14	58
Karate	26	24	50
Luge	10	0	10
Modern Pentathlon	10	6	16
Paralympic Alpine Skiing	18	0	18
Paralympic Archery	9	1	10
Paralympic Basketball	32	0	32
Paralympic Boccia	7	0	7
Paralympic Canoe	3	0	3
Paralympic Curling	8	8	16
Paralympic Cycling	157	36	193
Paralympic Equestrian	2	0	2
Paralympic Goalball	18	0	18
Paralympic Judo	4	0	4
Paralympic Nordic Skiing	12	0	12
Paralympic Powerlifting	3	0	3
Paralympic Rowing	6	0	6
Paralympic Rugby	16	0	16

SPORT	OOC TESTS	IC TESTS	TOTALS
Paralympic Shooting	12	0	12
Paralympic Sled Hockey	24	0	24
Paralympic Snowboard	13	0	13
Paralympic Soccer	12	0	12
Paralympic Swimming	84	17	101
Paralympic Table Tennis	4	0	4
Paralympic Taekwondo	2	0	2
Paralympic Tennis	21	0	21
Paralympic Track and Field	253	32	285
Paralympic Triathlon	49	10	59
Racquetball	13	15	28
Roller Sports	7	0	7
Rowing	263	56	319
Rugby	65	0	65
Sailing	24	0	24
Shooting	36	18	54
Skateboarding	16	0	16
Skiing and Snowboarding	239	12	251
Soccer	22	0	22
Softball	20	0	20
Speedskating	158	38	196
Squash	9	0	9
Surfing	8	0	8
Swimming	466	199	665
Table Tennis	9	8	17
Taekwondo	14	0	14
Team Handball	37	0	37
Tennis	14	0	14
Track and Field	1779	392	2171
Triathlon	68	38	106
Volleyball	33	0	33
Water Polo	44	0	44
Water Skiing	9	0	9
Weightlifting	378	428	806
Wrestling	239	161	400
<b>Totals</b>	<b>5,802</b>	<b>1,944</b>	<b>7,746</b>

## Whereabouts

Whereabouts information is critical to USADA's ability to conduct strategic no-notice, out-of-competition testing. Athletes in USADA's Registered Testing Pool (RTP) submit quarterly Whereabouts filings and are responsible for providing updates to USADA when their schedule changes, whether it be documenting previously unplanned travel or adding a new training location. Athletes in USADA's Clean Athlete Program (CAP) are subject to limited Whereabouts requirements that better align with their doping risk and type of testing. Both pools are subject to the same education requirements, which includes an annual online education tutorial. Athletes in both the RTP and CAP have numerous ways to communicate their Whereabouts to USADA.

Number of Whereabouts Updates Received via Website and App



166,854

Number of Unique (RTP or CAP) Athletes Who Submitted Updates via Website and App



1,414

### WHEREABOUTS COMPLIANCE - RTP AND CAP

RTP AND CAP	ATHLETES IN POOL	FORMS SUBMITTED	FILING COMPLIANCE
<b>Q1</b>	2,145	2,061	96.1%
<b>Q2</b>	2,137	2,088	97.7%
<b>Q3</b>	2,112	2,041	96.6%
<b>Q4</b>	2,085	2,062	98.9%



USADA provides gold-standard testing services to sports organizations and event organizers worldwide. Various organizations within the Olympic/Paralympic community utilize USADA to conduct their testing, including National Governing Bodies, National Anti-Doping Organizations, the International Testing Agency (ITA), and International Federations. USADA also seeks to proactively build relationships outside of the Olympic/Paralympic community in order to cultivate new business opportunities and pursue our mission across a diverse range of sports as more organizations recognize the long-term benefits of deterring and detecting doping in their sports.



## Year in Review

**4,740**  
Total Samples

**82**  
Events

### Testing

	URINE	BLOOD	SERUM	DBS	TOTALS
OOC	745	900	711	745	3,101
IC	1,525	30	54	30	1,639
<b>Totals</b>	<b>2,270</b>	<b>930</b>	<b>765</b>	<b>775</b>	<b>4,740</b>

### 2022 Highlight: World Games and World Athletics Championships

In 2022, the Client Services Program most notably completed two massive testing initiatives - one for the 2022 World Games in collaboration with the ITA and one for the 2022 World Athletics Championships in collaboration with the Athletics Integrity Unit. Not only were both testing programs executed successfully, but USADA was able to navigate the many logistical challenges presented by both events happening in July. This timing also resulted in a new record at USADA for the most client tests collected in a single quarter, with **3,017 samples in Q3**.

	URINE	BLOOD	SERUM	DBS	TOTALS
Q1	403	56	27	0	486
Q2	425	167	31	0	623
Q3	1,109	636	683	589	3,017
Q4	333	71	24	186	614
<b>Totals</b>	<b>2,270</b>	<b>930</b>	<b>765</b>	<b>775</b>	<b>4,740</b>



#### WORLD GAMES

	OOC	IC	TOTAL
Urine	57	275	332
Blood-Serum	42	0	42
Blood-ABP	18	0	18
DBS	0	0	0
<b>Totals</b>	<b>117</b>	<b>275</b>	<b>392</b>

#### WORLD ATHLETICS CHAMPIONSHIPS

	OOC	IC	TOTAL
Urine	29	517	546
Blood-Serum	584	34	618
Blood-ABP	581	23	604
DBS	589	0	589
<b>Totals</b>	<b>1,783</b>	<b>574</b>	<b>2,357</b>



USADA employs more than 80 highly trained Doping Control Officers (DCOs) across the country and the world who receive extensive training and evaluation on all aspects of the sample collection process. DCOs are also a resource for athletes and help them properly complete all sample collection paperwork.




## ENGAGE

The DCO Operations Team was able to gather DCOs from around the country in the first in-person DCO Conference since 2019, allowing for renewed connections and collaboration.



## Education

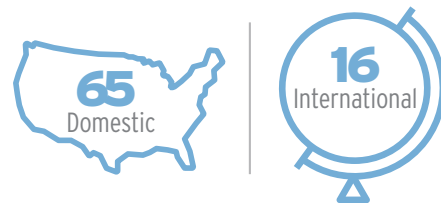
- The DCO Operations Team launched a new **Learning Management System** to all DCOs in 2022, which included courses on the Athlete Biological Passport and introductory courses on the use of **MODOC** (paperless collection platform).
- In September 2022, the team hosted a **DCO Conference** in Colorado Springs to provide new and interactive learning experiences for DCO personnel. The conference returned to an in-person event for the first time since 2019.



## Operations

### DCO and Sample Collection Personnel

#### Doping Control Officers



#### Blood Collection Officers




# TECHNOLOGY



USADA is invested in using innovative technologies to facilitate efficient, effective, and intelligent anti-doping operations, as well as implementing cutting-edge technologies that streamline and improve the athlete experience. In 2022, USADA initiated a deep dive into its technology solutions and practices, leading to a new technology strategy and roadmap that will ensure USADA can continue to exemplify anti-doping best practices.

## 2022 Achievements

- Developed and launched a **technology strategy and roadmap** to modernize our systems for improved efficiencies and athlete experience.
- Made a strategic decision to migrate to a new **paperless collection platform** with a proven track record in anti-doping.
- Adopted and implemented a **new ticketing and support software** to better identify, track, and prioritize stakeholder needs.
- Defined a **robust data retention policy** and designed a corresponding information tracking and removal process for structured and unstructured information.
- Moved to a new **Mobile Device Management** solution to better manage, maintain, and track software.
- Adopted a **new password and identity management solution** to protect the privacy and security of sensitive information.





# UFC

## ANTI-DOPING PROGRAM



In July of 2015, UFC partnered with USADA to launch a UFC Anti-Doping Program, which became the first independently administered anti-doping program in professional sport. USADA is responsible for education initiatives, in-competition (IC) and out-of-competition (OOC) testing, and results management for this global program.

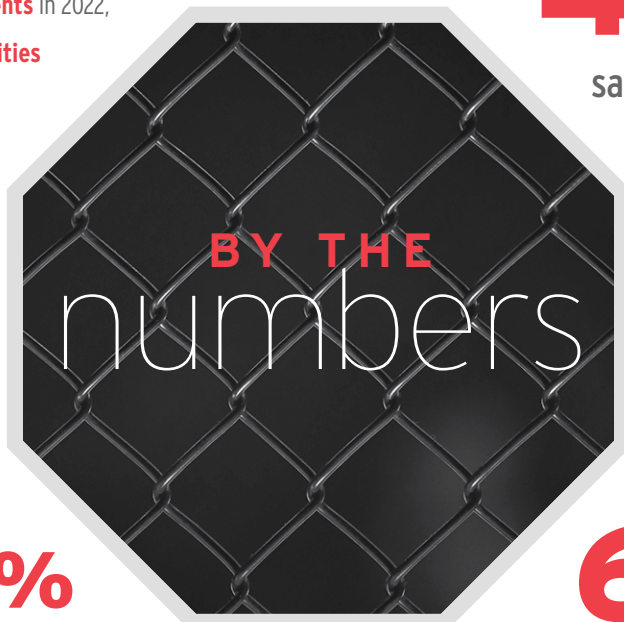
## Global Operations

In collaboration with USADA's Science and Results Management Teams, the UFC Operations Team oversees and strategically allocates resources for IC and OOC testing for UFC fighters. In addition to maintaining a robust no-notice testing program for all fighters in the Registered Testing Pool (RTP), regardless of where they train and compete, USADA also conducted testing at all **42 UFC events** in 2022, spanning more than **17 cities** and **4 countries**.



**4,324**  
samples collected

**58**  
nationalities represented in the RTP



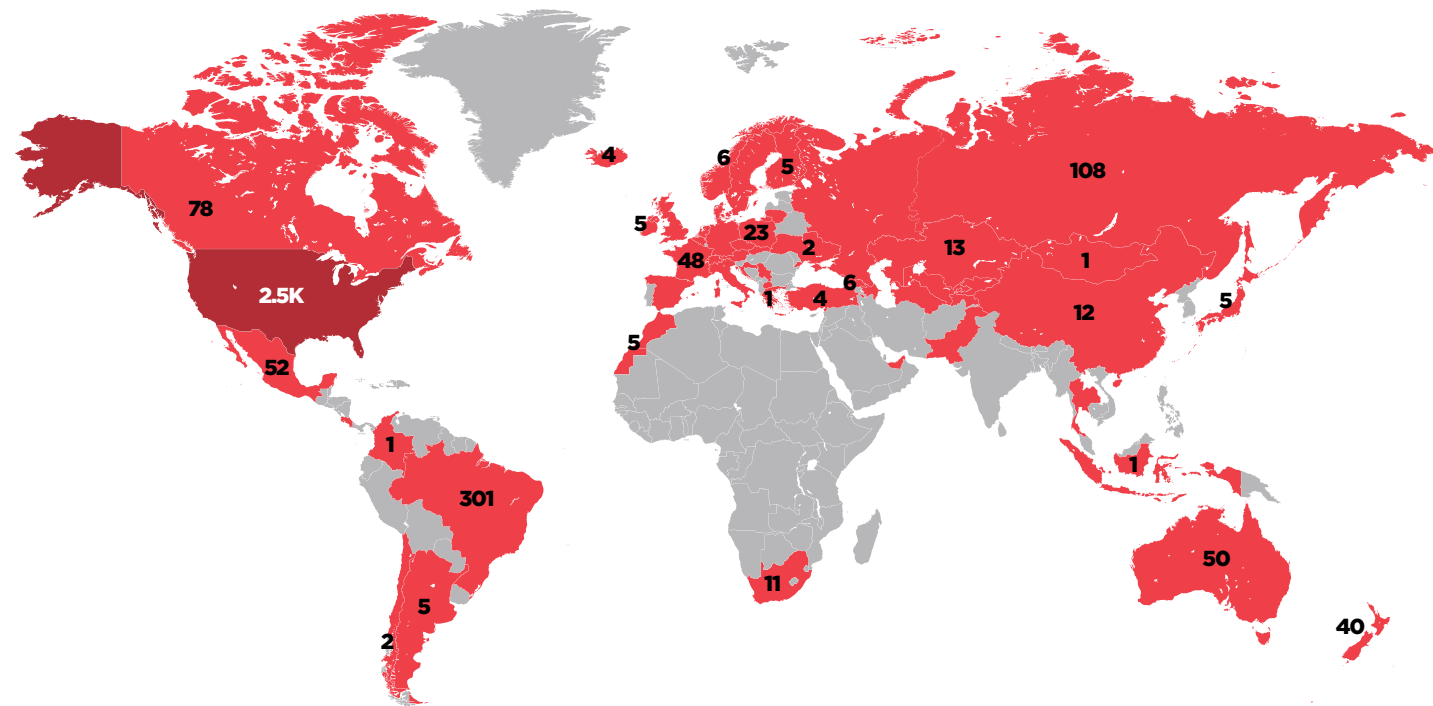
**~1:1**  
ratio of testing for domestic and international athletes

**100%**  
compliance with quarterly Whereabouts filing requirements

**111**  
athletes added to the RTP

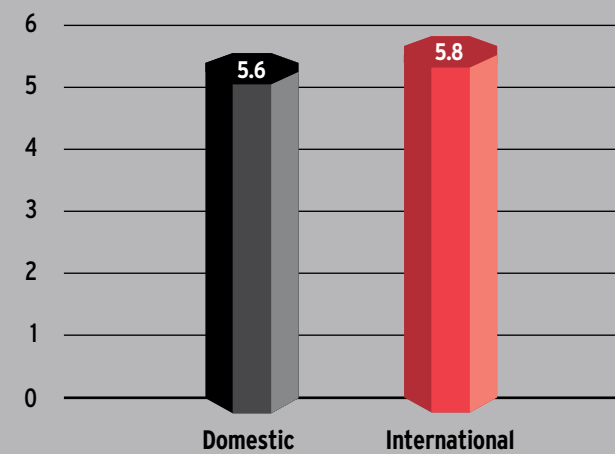
**633**  
athletes in the RTP at the start of 2022

## 2022 COMPLETED IC AND OOC TESTING SESSIONS by country

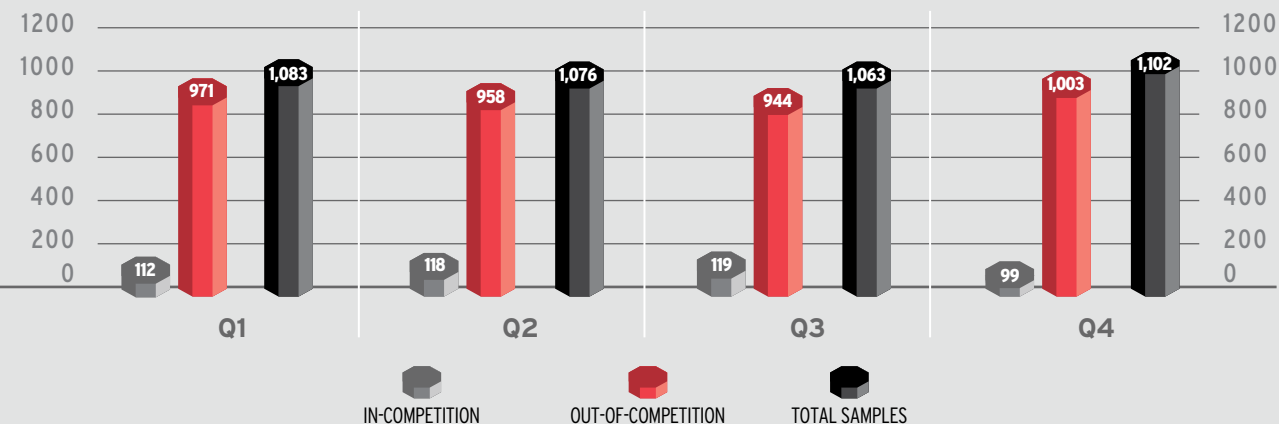


**INTERNATIONAL**  
**VS.**  
**DOMESTIC**  
testing of athletes

AVERAGE NUMBER OF SAMPLES PER ATHLETE BY NATIONALITY



**IN-COMPETITION**  
**VS.**  
**OUT-OF-COMPETITION**  
testing of athletes



## UFC Education

- **111** educational phone calls in **7 languages** for new athletes
- **All athletes** in the UFC testing pool completed the UFC Athlete's Advantage video tutorial

## UFC Drug Reference and UFC Global DRO

The USADA Drug Reference Team helps UFC athletes navigate the rules around substances and methods by answering questions online and over the phone. The UFC Anti-Doping Program also has its own Global DRO system.

- **318** drug reference inquiries received by email
- **9,312** UFC Global DRO searches
- Top 5 UFC Global DRO searches:



## UFC Therapeutic Use Exemptions

**6** Substances on TUE applications

- ✓ **2** APPROVED
- ✗ **2** DENIED
- ⊖ **2** NOT NEEDED



## UFC Results Management

**6** Sanctions Announced in 2022

### UFC Adverse Findings and Other Doping Violations INITIATED IN 2022

POTENTIAL DOPING VIOLATIONS	56
Number of Cases Initiated in 2022 Resulting in a Sanction	5
Number of Cases Resulting in No Violation	44
Number of Cases Pending at End of 2022	7

### UFC Breakdown of Potential Violations BY SUBSTANCE CATEGORY

\* Several cases involved more than one prohibited substance, prohibited method, and/or anti-doping rule violation

Non-Analytical	2
S1 - Anabolic Agents	24
S2 - Peptide Hormones, Growth Factors, Related Substances, and Mimetics	1
S3 - Beta-2 Agonists	0
S4 - Hormone and Metabolic Modulators	3
S5 - Diuretics and Masking Agents	8
S6 - Stimulants	2
S7 - Narcotics	0
S8 - Cannabinoids	15
S9 - Glucocorticoids	0
M2 - Chemical and Physical Manipulation	2
<b>TOTAL</b>	<b>57</b>

# RESULTS

## MANAGEMENT & INVESTIGATIONS



USADA is charged with handling the results management and adjudication process for U.S. athletes in Olympic, Paralympic, Pan American, and Parapan American sport. This independence removes the inherent conflict of interest associated with sport organizations trying to both promote and police their sports. USADA's process affords a full and fair legal process to athletes and support personnel.

# RESULTS MANAGEMENT & INVESTIGATIONS

## 40 SANCTIONS

in 2022, including USADA's first sanction for retaliation under Article 2.11 of the World Anti-Doping Code, which was added in 2021.

### Breakdown of USADA Adverse Findings and Other Doping Violations

#### INITIATED IN 2022

<b>POTENTIAL DOPING VIOLATIONS</b>	<b>134</b>
Number of Cases Referred to International Federations or Anti-Doping Organizations	1
Number of Cases Initiated in 2022 Resulting in a Sanction	30
Number of Cases Resulting in No Violation	68
Number of Cases Pending at End of 2022	35

### Breakdown of Potential Violations and Other Doping Violations

#### BY SUBSTANCE CATEGORY

Non-Analytical	20
S1 - Anabolic Agents	30
S2 - Peptide Hormones, Growth Factors, Related Substances, and Mimetics	4
S3 - Beta-2 Agonists	2
S4 - Hormone and Metabolic Modulators	21
S5 - Diuretics and Masking Agents	20
S6 - Stimulants	22
S7 - Narcotics	0
S8 - Cannabinoids	8
S9 - Glucocorticoids	1
M1 - Manipulation of Blood and Blood Components	4
M2 - Chemical and Physical Manipulation	19
<b>Total</b>	<b>151</b>


\* Several cases involved more than one prohibited substance, prohibited method and/or anti-doping rule violation



### Intelligence

Under the WADA International Standards for Testing and Investigations (ISTI), USADA and other Anti-Doping Organizations (ADOs) are required to have processes in place that facilitate the ability to gather intelligence from analytical and non-analytical information. Many of USADA's investigations stem from tips provided through the Play Clean Tip Center. Through this platform, USADA makes available numerous ways to report the abuse of performance-enhancing drugs in sport. In addition to ensuring that tips can be submitted anonymously, USADA handles all tips in a secure and systematic manner to assess their reliability, relevance, and accuracy.

### BY THE numbers



**394**

**Total Tips**  
(USADA AND UFC)

Led to

**3** NON-ANALYTICAL CASES

**66** TEST REFERRALS COMPLETED BY USADA

These test referrals led to 5 more cases, for a total of

**8** ANNOUNCED SANCTIONS

resulting from Intelligence and Investigations

# 2022 WADA (WORLD ANTI-DOPING AGENCY) AUDIT

Under the International Standards for Code Compliance by Signatories, USADA is subject to periodic audits conducted by the World Anti-Doping Agency (WADA) to assess compliance. In 2022, USADA was selected for its first-ever in-person audit, which took place in August at USADA's headquarters in Colorado Springs. Over two days, WADA thoroughly examined USADA's anti-doping program, including the areas of governance and budget, testing and investigations, results management, education, data protection and privacy, and Therapeutic Use Exemptions.

Each of USADA's teams brought unique insight and experience in preparation for the audit. One area of focus was strengthening USADA's existing data privacy practices, which included creating a dedicated role to oversee compliance with the World Anti-Doping Code, WADA's International Standards, and data privacy regulations. USADA also enhanced its policies and procedures related to data privacy and cybersecurity and completed a thorough review of all operational documentation. These enhancements demonstrate USADA's firm commitment to the security of confidential data.

Both WADA and USADA approached the audit with a collaborative mindset, leading to a successful resolution of all issues raised within three months of WADA issuing its audit report to USADA. The overall conclusion by the auditors was overwhelmingly positive. Of particular note, WADA praised USADA for its robust, industry-leading education program, its approach to data protection and privacy, and its unparalleled data-driven risk assessment tool that is used to establish USADA's strategic testing plan.

# INDEPENDENT AUDITOR'S REPORT

## CONTENTS

Independent Auditor's Report | 2

### Financial Statements

Statements of Financial Position | 5

Statements of Activities | 6

Statement of Functional Expenses  
– Year Ended December 31, 2022 | 7

Statement of Functional Expenses  
– Year Ended December 31, 2021 | 7

Statements of Cash Flows | 8

Notes to Financial Statements | 9



Board of Directors  
United States Anti-Doping Agency  
Colorado Springs, Colorado

## Report on the Audit of the Financial Statements

### Opinion

We have audited the financial statements of United States Anti-Doping Agency, which comprise the statements of financial position as of December 31, 2022 and 2021, and the related statements of activities, functional expenses and cash flows for the years then ended, and the related notes to the financial statements.

In our opinion, the accompanying financial statements present fairly, in all material respects, the financial position of United States Anti-Doping Agency as of December 31, 2022 and 2021, and the changes in its net assets and its cash flows for the years then ended in accordance with accounting principles generally accepted in the United States of America.

### Basis for Opinion

We conducted our audits in accordance with auditing standards generally accepted in the United States of America (GAAS) and the standards applicable to financial audits contained in *Government Auditing Standards*, issued by the Comptroller General of the United States. Our responsibilities under those standards are further described in the “Auditor’s Responsibilities for the Audit of the Financial Statements” section of our report. We are required to be independent of United States Anti-Doping Agency and to meet our other ethical responsibilities, in accordance with the relevant ethical requirements relating to our audit. We believe that the audit evidence we have obtained is sufficient and appropriate to provide a basis for our audit opinion.

### Responsibilities of Management for the Financial Statements

Management is responsible for the preparation and fair presentation of these financial statements in accordance with accounting principles generally accepted in the United States of America, and for the design, implementation and maintenance of internal controls relevant to the preparation and fair presentation of financial statements that are free from material misstatement, whether due to fraud or error.

In preparing the financial statements, management is required to evaluate whether there are conditions or events, considered in the aggregate, that raise substantial doubt about United State Anti-Doping Agency’s ability to continue as a going concern within one year after the date that these financial statements are available to be issued.

Board of Directors  
United States Anti-Doping Agency

## Auditor’s Responsibilities for the Audit of the Financial Statements

Our objectives are to obtain reasonable assurance about whether the financial statements as a whole are free from material misstatement, whether due to fraud or error, and to issue an auditor’s report that includes our opinion. Reasonable assurance is a high level of assurance but is not absolute assurance and therefore is not a guarantee that an audit conducted in accordance with GAAS and *Government Auditing Standards* will always detect a material misstatement when it exists. The risk of not detecting a material misstatement resulting from fraud is higher than for one resulting from error, as fraud may involve collusion, forgery, intentional omissions, misrepresentations, or the override of internal control. Misstatements are considered material if there is a substantial likelihood that, individually or in the aggregate, they would influence the judgment made by a reasonable user based on the financial statements.

In performing an audit in accordance with GAAS and *Government Auditing Standards*, we:

- Exercise professional judgment and maintain professional skepticism throughout the audit.
- Identify and assess the risks of material misstatement of the financial statements, whether due to fraud or error, and design and perform audit procedures responsive to those risks. Such procedures include examining, on a test basis, evidence regarding the amounts and disclosures in the financial statements.
- Obtain an understanding of internal control relevant to the audit in order to design audit procedures that are appropriate in the circumstances, but not for the purpose of expressing an opinion on the effectiveness of United States Anti-Doping Agency’s internal control. Accordingly, no such opinion is expressed.
- Evaluate the appropriateness of accounting policies used and the reasonableness of significant accounting estimates made by management, as well as evaluate the overall presentation of the financial statements.
- Conclude whether, in our judgment, there are conditions or events, considered in the aggregate, that raise substantial doubt about United States Anti-Doping Agency’s ability to continue as a going concern for a reasonable period of time.

We are required to communicate with those charged with governance regarding, among other matters, the planned scope and timing of the audit, significant audit findings, and certain internal control-related matters that we identified during the audit.

**United States Anti-Doping Agency**  
**Statements of Financial Position**  
**December 31, 2022 and 2021**

Board of Directors  
United States Anti-Doping Agency

**Supplementary Information**

Our audits were conducted for the purpose of forming an opinion on the financial statements as a whole. The schedule of expenditures of federal awards required by Title 2 U.S. *Code of Federal Regulations* Part 200, *Uniform Administrative Requirements, Cost Principles, and Audit Requirements for Federal Awards*, is presented for purposes of additional analysis and is not a required part of the financial statements. Such information is the responsibility of management and was derived from and relates directly to the underlying accounting and other records used to prepare the financial statements. The information has been subjected to the auditing procedures applied in the audit of the financial statements and certain additional procedures, including comparing and reconciling such information directly to the underlying accounting and other records used to prepare the financial statements or to the financial statements themselves, and other additional procedures in accordance with auditing standards generally accepted in the United States of America. In our opinion, the schedule of federal awards is fairly stated in all material respects in relation to the financial statements as a whole.

**Other Reporting Required by Government Auditing Standards**

In accordance with *Government Auditing Standards*, we have also issued our report dated May 26, 2023 on our consideration of the United States Anti-Doping Agency's internal controls over financial reporting and on our tests of its compliance with certain provisions of laws, regulations, contracts and grant agreements and other matters. The purpose of that report is to describe the scope of our testing of internal controls over financial reporting and compliance and the results of that testing, and not to provide an opinion on the effectiveness of the Agency's internal controls over financial reporting or on compliance. That report is an integral part of an audit performed in accordance with *Government Auditing Standards* in considering the Agency's internal controls over financial reporting and compliance.

**FORVIS,LLP**

Colorado Springs, Colorado  
May 26, 2023

**Assets**

	<b>2022</b>	<b>2021</b>
<b>Current Assets</b>		
Cash	\$ 5,691,154	\$ 6,850,764
Accounts receivable, net of allowance; 2022 - \$2,004 and 2021 - \$4,396	1,022,062	748,481
Grants receivable	3,144,297	2,585,923
Investments	1,903,810	2,216,992
Supplies	257,973	258,312
Prepaid expenses and other	752,062	593,866
	<hr/>	<hr/>
Total current assets	12,771,358	13,254,338
<b>Noncurrent Assets</b>		
Investment in InnoVero, LLC	714,165	479,420
Right-of-use assets - operating leases	631,169	954,321
Property and equipment, net	22,610	38,378
	<hr/>	<hr/>
Total noncurrent assets	1,367,944	1,472,119
Total assets	<u>\$ 14,139,302</u>	<u>\$ 14,726,457</u>
<b>Liabilities and Net Assets</b>		
<b>Current Liabilities</b>		
Accounts payable and other accrued liabilities	\$ 2,851,131	\$ 2,528,193
Deferred revenue	217,601	170,840
Current maturities of operating lease liabilities	373,270	351,245
	<hr/>	<hr/>
Total current liabilities	3,442,002	3,050,278
<b>Noncurrent Liabilities</b>		
Operating lease liabilities, net of current portion	344,369	717,639
	<hr/>	<hr/>
Total liabilities	3,786,371	3,767,917
<b>Net Assets Without Donor Restrictions</b>		
Undesignated	7,602,931	8,208,540
Board-designated	2,750,000	2,750,000
	<hr/>	<hr/>
Total net assets without donor restrictions	10,352,931	10,958,540
Total liabilities and net assets	<u>\$ 14,139,302</u>	<u>\$ 14,726,457</u>

See Notes to Financial Statements



**United States Anti-Doping Agency  
Statements of Activities  
Years Ended December 31, 2022 and 2021**

	<u>2022</u>	<u>2021</u>
<b>Revenues, Grants and Other Support</b>		
<b>Without Donor Restrictions</b>		
ONDCP federal grant	\$ 15,000,000	\$ 14,000,000
United States Olympic and Paralympic Committee (USOPC) contractual agreement	5,207,580	5,207,580
Revenue from testing and other services	8,590,874	7,604,677
Other grant revenue	-	450,000
Change in equity investment in InnoVero, LLC	34,666	(43,278)
Net investment return	(313,183)	280,044
Other loss	<u>(6,560)</u>	<u>(11,269)</u>
 Total revenues, grants and other support without donor restrictions	 <u>28,513,377</u>	 <u>27,487,754</u>
 <b>Expenses</b>		
<b>Program expenses</b>		
Testing services	18,274,562	16,523,134
Results management	2,848,930	2,409,493
Science, research and development and drug reference	2,835,059	3,018,200
Education and awareness	<u>3,341,821</u>	<u>2,601,574</u>
 Total program expenses	 27,300,372	 24,552,401
 General and administrative	 <u>1,818,614</u>	 <u>1,413,566</u>
 Total expenses	 <u>29,118,986</u>	 <u>25,965,967</u>
 <b>Change in Net Assets Without Donor Restrictions</b>	 (605,609)	 1,521,787
 <b>Net Assets Without Donor Restrictions, Beginning of Year</b>	 <u>10,958,540</u>	 <u>9,436,753</u>
 <b>Net Assets Without Donor Restrictions, End of Year</b>	 <u>\$ 10,352,931</u>	 <u>\$ 10,958,540</u>

See Notes to Financial Statements

**United States Anti-Doping Agency  
Statement of Functional Expenses  
Year Ended December 31, 2022**

	Program Services				Total Program	Support Services	Total Expenses
	Testing	Results Management	Science, Research and Development and Drug Reference	Education and Awareness		General and Administrative	
Salaries and benefits	\$ 4,730,951	\$ 1,958,308	\$ 1,427,532	\$ 2,064,091	\$ 10,180,882	\$ 1,168,972	\$ 11,349,854
Sample collection and analysis	6,856,705	-	42,312	-	6,899,017	-	6,899,017
Professional services	891,836	726,518	1,064,648	749,814	3,432,816	241,951	3,674,767
Travel	2,276,245	66,858	60,759	148,164	2,552,026	47,917	2,599,943
Information technology	2,349,981	56,269	49,085	120,654	2,575,989	86,359	2,662,348
Occupancy, utilities and administrative expenses	920,926	23,306	23,306	23,306	990,844	221,069	1,211,913
Offices expenses	107,633	9,360	13,180	18,182	148,355	15,118	163,473
Conferences, conventions and meetings	108,261	4,058	144,034	116,929	373,282	20,374	393,656
Other expenses	<u>32,024</u>	<u>4,253</u>	<u>10,203</u>	<u>100,681</u>	<u>147,161</u>	<u>16,854</u>	<u>164,015</u>
 Total expenses	 <u>\$ 18,274,562</u>	 <u>\$ 2,848,930</u>	 <u>\$ 2,835,059</u>	 <u>\$ 3,341,821</u>	 <u>\$ 27,300,372</u>	 <u>\$ 1,818,614</u>	 <u>\$ 29,118,986</u>

See Notes to Financial Statements

**United States Anti-Doping Agency  
Statement of Functional Expenses  
Year Ended December 31, 2021**

	Program Services				Total Program	Support Services	Total Expenses
	Testing	Results Management	Science, Research and Development and Drug Reference	Education and Awareness		General and Administrative	
Salaries and benefits	\$ 4,363,476	\$ 1,146,216	\$ 1,102,943	\$ 1,719,510	\$ 8,332,145	\$ 914,136	\$ 9,246,281
Sample collection and analysis	6,684,420	-	43,631	-	6,728,051	-	6,728,051
Professional services	1,417,518	1,215,030	1,353,623	590,013	4,576,184	195,079	4,771,263
Travel	1,708,189	16,806	13,170	45,689	1,783,854	19,979	1,803,833
Information technology	1,348,084	5,377	371,664	121,012	1,846,137	29,607	1,875,744
Occupancy, utilities and administrative expenses	843,559	13,109	20,434	27,760	904,862	203,742	1,108,604
Offices expenses	116,680	4,246	14,106	12,306	147,338	17,553	164,891
Conferences, conventions and meetings	-	3,806	95,110	48,585	147,501	12,453	159,954
Other expenses	<u>41,208</u>	<u>4,903</u>	<u>3,519</u>	<u>36,699</u>	<u>86,329</u>	<u>21,017</u>	<u>107,346</u>
 Total expenses	 <u>\$ 16,523,134</u>	 <u>\$ 2,409,493</u>	 <u>\$ 3,018,200</u>	 <u>\$ 2,601,574</u>	 <u>\$ 24,552,401</u>	 <u>\$ 1,413,566</u>	 <u>\$ 25,965,967</u>

See Notes to Financial Statements

**United States Anti-Doping Agency  
Statements of Cash Flows  
Years Ended December 31, 2022 and 2021**

	<u>2022</u>	<u>2021</u>
<b>Operating Activities</b>		
Change in net assets	\$ (605,609)	\$ 1,521,787
Items not requiring (providing) cash		
Depreciation and amortization	15,768	20,428
Noncash operating lease expense	323,152	-
Net realized and unrealized losses (gains)	343,104	(226,571)
Change in equity investment in InnoVero, LLC	(34,666)	43,278
Changes in		
Accounts receivable	(273,581)	(242,013)
Grants receivable	(558,374)	1,225,717
Supplies	339	(20,319)
Prepaid expenses and other	(158,196)	(220,938)
Accounts payable and other accrued liabilities	322,938	193,831
Operating lease liability	(351,245)	(16,905)
Deferred revenue	46,761	(433,151)
	<u>(929,609)</u>	<u>1,845,144</u>
Net cash provided by (used in) operating activities		
<b>Investing Activities</b>		
Purchase of investments	(740,209)	(388,101)
Proceeds from sale of investments	710,287	334,642
Contribution paid to equity investee	(200,079)	(182,242)
	<u>(230,001)</u>	<u>(235,701)</u>
Net cash used in investing activities		
<b>Increase (Decrease) in Cash</b>	(1,159,610)	1,609,443
<b>Cash, Beginning of Year</b>	<u>6,850,764</u>	<u>5,241,321</u>
<b>Cash, End of Year</b>	<u>\$ 5,691,154</u>	<u>\$ 6,850,764</u>
<b>Supplemental Cash Flow Information</b>		
Cash paid for amounts included in the measurement of lease liabilities		
Operating cash flows from operating leases	\$ 378,508	\$ 367,322

See Notes to Financial Statements

**United States Anti-Doping Agency  
Notes to Financial Statements  
December 31, 2022 and 2021**

**Note 1: Nature of Operations and Summary of Significant Accounting Policies**

***Nature of Operations***

United States Anti-Doping Agency (the Agency) began operations October 1, 2000. The Agency is responsible for testing, education, research and adjudication for U.S. Olympic and Paralympic athletes, Pan American Games, and the Ultimate Fighting Championship. The Agency is also responsible for enhancing research efforts and promoting educational programs to inform athletes of the rules governing the use of performance-enhancing substances, the ethics of doping and its harmful health effects.

***Use of Estimates***

The preparation of financial statements in conformity with accounting principles generally accepted in the United States of America requires management to make estimates and assumptions that affect the reported amounts of assets and liabilities at the date of the financial statements and the reported amounts of revenues, expenses, gains, losses and other changes in net assets during the reporting period. Actual results could differ from those estimates.

***Cash***

At December 31, 2022, the Agency's cash accounts exceeded federally insured limits by approximately \$5,189,000. Uninvested cash included in investment accounts are not considered to be cash for financial reporting purposes.

***Accounts Receivable***

Accounts receivable are stated at the amount of consideration from customers, of which the Agency has an unconditional right to receive plus any accrued and unpaid interest. The Agency provides an allowance for doubtful accounts, which is based upon a review of outstanding receivables, historical collection information and existing economic conditions. Delinquent receivables are written off based on individual credit evaluation and specific circumstances of the customer.

***Investments***

The Agency measures securities, other than investments that qualify for the equity method of accounting, at fair value.

***Net Investment Return***

Investment return includes dividend, interest and other investment income; realized and unrealized gains and losses on investments carried at fair value; and realized gains and losses on other investments, less external and direct internal investment expenses. Gains and losses on the sale of securities are recorded on the trade date and are determined using the specific identification method.

**United States Anti-Doping Agency  
Notes to Financial Statements  
December 31, 2022 and 2021**

**Supplies**

Supplies consist of drug testing kits and other doping control supplies and are valued at the lower of cost (first-in, first-out method) or net realizable value.

**Property and Equipment**

Property and equipment are recorded at cost, less accumulated depreciation. Depreciation and amortization are calculated using the straight-line method over the following estimated useful lives:

Computer equipment and software	3 – 5 years
Furniture, fixtures and office equipment	5 – 7 years
Website development	3 years
Lab equipment	5 years

Leasehold improvements are amortized over the term of the leases or the estimated lives of the improvements, whichever is shorter.

**Deferred Revenue**

Deferred revenue includes revenues received, which have not yet been used for their specified period.

**Net Assets**

Net assets, revenues, gains and losses are classified based on the existence or absence of donor- or grantor-imposed restrictions.

Net assets without donor restrictions are available for use in general operations and not subject to donor or certain grantor restrictions. The governing board has designated, from net assets without donor restrictions, net assets for research and contingencies.

Net assets with donor restrictions are subject to donor- or certain grantor-imposed restrictions. The Agency does not have any donor-restricted net assets.

**Federal Grants and Grants Receivable**

Support funded by grants is recognized as the Agency performs the contracted services or incurs outlays eligible for reimbursement under the grant agreements. Expenses incurred but not reimbursed are recorded as grants receivable. Grant activities and outlays are subject to audit and acceptance by the granting agency and, as a result of such audit, adjustments could be required. The value recorded for the federal grants is recognized as follows:

<u>Nature of the Gift</u>	<u>Value Recognized</u>
<i>Conditional gifts without restriction</i>	
Gifts that depend on the Agency overcoming a donor-imposed barrier to be entitled to the funds	Not recognized until the gift becomes unconditional, <i>i.e.</i> , the donor-imposed barrier is met

**United States Anti-Doping Agency  
Notes to Financial Statements  
December 31, 2022 and 2021**

**United States Olympic and Paralympic Committee (USOPC) Contractual Agreement and Testing Services Revenue**

USOPC contractual agreement and testing services revenue is recognized as the Agency satisfies performance obligations under its contracts. Revenue is reported at the estimated transaction price or amount that reflects the consideration to which the Agency expects to be entitled in exchange for providing goods or services. The Agency determines the transaction price based on standard charges for goods and services provided. The Agency determines its estimates implicit price concessions based upon historical experience.

**Income Taxes**

The Agency is exempt from income taxes under Section 501(c)(3) of the Internal Revenue Code and a similar provision of state law. However, the Agency is subject to federal income tax on any unrelated business taxable income.

**Functional Allocation of Expenses**

The costs of supporting programs and activities have been summarized on a functional basis in the statements of activities. The statements of functional expenses present the natural classification detail of expenses by function. Certain costs have been reasonably allocated among the program and management and general categories based on the percentage of effort, percentage of utilization and other methods.

**Note 2: Disclosures About Fair Value of Assets and Liabilities**

Fair value is the price that would be received to sell an asset or paid to transfer a liability in an orderly transaction between market participants at the measurement date. Fair value measurements must maximize the use of observable inputs and minimize the use of unobservable inputs. There is a hierarchy of three levels of inputs that may be used to measure fair value:

- Level 1** Quoted prices in active markets for identical assets or liabilities
- Level 2** Observable inputs other than Level 1 prices, such as quoted prices for similar assets or liabilities in active markets; quoted prices in markets that are not active; or other inputs that are observable or can be corroborated by observable market data for substantially the full term of the assets or liabilities
- Level 3** Unobservable inputs that are supported by little or no market activity and that are significant to the fair value of the assets or liabilities

**United States Anti-Doping Agency**  
Notes to Financial Statements  
December 31, 2022 and 2021

**Recurring Measurements**

The following tables present the fair value measurements of assets recognized in the accompanying statements of financial position measured at fair value on a recurring basis and the level within the Topic 820 fair value hierarchy in which the fair value measurements fall at December 31, 2022 and 2021:

	2022			
	Fair Value Measurements Using			
	Fair Value	Quoted Prices	Significant	Significant
		in Active	Other	Unobservable
	Markets for	Observable	Inputs	
	Identical	Inputs	Inputs	
	Assets	(Level 2)	(Level 3)	
	(Level 1)			
Equity mutual funds				
Large-cap	\$ 530,047	\$ 530,047	\$ -	\$ -
International	464,234	464,234	-	-
Small- and mid-cap	112,300	112,300	-	-
Other mutual funds				
Fixed income bonds	523,020	523,020	-	-
Real estate	132,253	132,253	-	-
	1,761,854			
Cash	141,956			
	<u>\$ 1,903,810</u>			

	2021			
	Fair Value Measurements Using			
	Fair Value	Quoted Prices	Significant	Significant
		in Active	Other	Unobservable
	Markets for	Observable	Inputs	
	Identical	Inputs	Inputs	
	Assets	(Level 2)	(Level 3)	
	(Level 1)			
Equity mutual funds				
Large-cap	\$ 811,243	\$ 811,243	\$ -	\$ -
International	449,914	449,914	-	-
Small- and mid-cap	139,912	139,912	-	-
Other mutual funds				
Fixed income bonds	554,372	554,372	-	-
Real estate	149,374	149,374	-	-
	2,104,815			
Cash	112,177			
	<u>\$ 2,216,992</u>			

**United States Anti-Doping Agency**  
Notes to Financial Statements  
December 31, 2022 and 2021

Following is a description of the valuation methodologies and inputs used for assets and liabilities measured at fair value on a recurring basis and recognized in the accompanying statements of financial position, as well as the general classification of such assets and liabilities pursuant to the valuation hierarchy. There have been no significant changes in the valuation techniques during the years ended December 31, 2022 and 2021.

**Investments**

Where quoted market prices are available in an active market, securities are classified within Level 1 of the valuation hierarchy. Level 1 securities include large-cap, small- and mid-cap, multi-strategy and international equity mutual funds; and real estate and fixed income bond mutual funds. If quoted market prices are not available, then fair values are estimated by using pricing models, quoted prices of securities with similar characteristics or discounted cash flows. These are considered Level 2 securities. In certain cases where Level 1 or Level 2 inputs are not available, securities are classified within Level 3 of the hierarchy. Currently, the Agency does not have Level 2 or Level 3 securities.

**Note 3: Investment in InnoVero, LLC**

On February 7, 2019, InnoVero, LLC (InnoVero) was incorporated and on December 31, 2019, the partnership agreement was created and InnoVero became the manufacturer of anti-doping products and practices for athletes. The Agency had a 50% interest in InnoVero at December 31, 2022 and 2021. The investment is accounted for under the equity method. The net income and net loss of InnoVero will be allocated amongst the Agency and the other investor based upon the ownership interest. Financial position and results of operations of the investee are summarized as follows:

	2022	2021
Current assets	\$ 859,561	\$ 556,026
Noncurrent assets	768,284	849,848
Total assets	<u>1,627,845</u>	<u>1,405,874</u>
Current liabilities	231,535	269,841
Members' equity	<u>\$ 1,396,310</u>	<u>\$ 1,136,033</u>
Revenues	<u>\$ 1,997,903</u>	<u>\$ 1,395,802</u>
Net income (loss)	<u>\$ 69,332</u>	<u>\$ (96,173)</u>

The Agency contributed \$200,079 and \$182,242 during 2022 and 2021, respectively, and recognized income on the investment in equity investee of \$34,666 and a loss of \$43,278 at December 31, 2022 and 2021, respectively. The investment balance was \$714,165 and \$479,420 at December 31, 2022 and 2021, respectively.

**United States Anti-Doping Agency**  
Notes to Financial Statements  
December 31, 2022 and 2021

**Note 4: Property and Equipment**

Property and equipment at December 31 consists of:

	<u>2022</u>	<u>2021</u>
Computer equipment and software	\$ 577,244	\$ 612,349
Furniture, fixtures and office equipment	64,275	64,275
Leasehold improvements	80,025	80,025
Lab equipment	116,599	116,599
	<u>838,143</u>	<u>873,248</u>
Less accumulated depreciation and amortization	<u>(815,533)</u>	<u>(834,870)</u>
Total property and equipment, net	<u>\$ 22,610</u>	<u>\$ 38,378</u>

**Note 5: Leases**

**Accounting Policies**

The Agency determines if an arrangement is a lease or contains a lease at inception. Leases result in the recognition of ROU assets and lease liabilities on the statements of financial position. ROU assets represent the right to use an underlying asset for the lease term, and lease liabilities represent the obligation to make lease payments arising from the lease, measured on a discounted basis. The Agency determines lease classification as operating or finance at the lease commencement date.

The Agency accounts for lease and nonlease components separately. The Agency allocates the consideration to the lease and nonlease components using their relative standalone values. In addition, the Agency applies a portfolio approach to effectively account for the operating lease ROU assets and liabilities.

At lease commencement, the lease liability is measured at the present value of the lease payments over the lease term. The ROU asset equals the lease liability adjusted for any initial direct costs, prepaid or deferred rent, and lease incentives. The Agency has made a policy election to use a risk-free rate (the rate of a zero-coupon U.S. Treasury instrument) for the initial and subsequent measurement of all lease liabilities. The risk-free rate is determined using a period comparable with the lease term.

The lease term may include options to extend or to terminate the lease that the Agency is reasonably certain to exercise. Lease expense is generally recognized on a straight-line basis over the lease term.

The Agency has elected not to record leases with an initial term of 12 months or less on the statements of financial position. Lease expense on such leases is recognized on a straight-line basis over the lease term.

**United States Anti-Doping Agency**  
Notes to Financial Statements  
December 31, 2022 and 2021

**Nature of Leases and Quantitative Disclosures**

Right-of-use assets, operating leases as of December 31 consist of:

	<u>Asset</u>	
	<u>2022</u>	<u>2021</u>
Office space lease (A)	\$ 585,272	\$ 889,705
Copier lease (B)	45,897	64,616
Right-of-use assets	<u>\$ 631,169</u>	<u>\$ 954,321</u>

Lease liabilities as of December 31 consist of:

	<u>Liability</u>	
	<u>2022</u>	<u>2021</u>
Office space lease (A)	\$ 666,603	\$ 999,129
Copier lease (B)	51,036	69,755
	<u>717,639</u>	<u>1,068,884</u>
Less current portion	<u>(373,270)</u>	<u>(351,245)</u>
Lease liabilities, net of current portion	<u>\$ 344,369</u>	<u>\$ 717,639</u>

- (A) The Agency has entered into an operating lease agreement for office space. Under the terms of the agreement, the Agency will pay escalating monthly payments through October 2024 and will have unlimited use of the space for that period of time. At lease inception, the lease liability is measured at the present value of the lease payments over the lease term. The Agency used a 3% imputed interest rate to calculate the present value of future cash flows in relation to the lease liability. The Agency recognized \$329,860 in operating lease expense related to this lease in 2022 and 2021.
- (B) The Agency has an operating lease agreement for several copiers. During 2020, the existing lease that was set to expire in November 2021 was terminated and a new lease was entered into. Under the terms of the 2020 agreement, the Agency will pay \$1,713 in monthly payments through July 2025 and will have unlimited use of the copiers for that period of time. At lease inception, the lease liability is measured at the present value of the lease payments over the lease term. The Agency used a 3% imputed interest rate to calculate the present value of future cash flows in relation to the lease liability. The Agency recognized \$26,217 and \$23,459 in operating lease expense related to this lease in 2022 and 2021, respectively.

**United States Anti-Doping Agency  
Notes to Financial Statements  
December 31, 2022 and 2021**

Future undiscounted cash flows for operating leases at December 31, 2022 are as follows:

2023	\$ 389,694
2024	337,493
2025	<u>11,991</u>
Total future undiscounted lease payments	739,178
Less imputed interest	<u>(21,539)</u>
	<u>\$ 717,639</u>

**Note 6: Liquidity**

The Agency receives its funding from three key sources; a federal government grant, a contract with the U.S. Olympic and Paralympic Committee and contracted anti-doping services it provides to a variety of customers. There are no donor restrictions on funding.

As of December 31, 2022 and 2021, the following table shows the total financial assets held by the Agency that could readily be made available within one year of the statements of financial position date to meet general and operating expenses:

	<u>2022</u>	<u>2021</u>
Cash	\$ 5,691,154	\$ 6,850,764
Accounts receivable	1,022,062	748,481
Grants receivable	3,144,297	2,585,923
Investments convertible to cash in the next 12 months	<u>1,903,810</u>	<u>2,216,992</u>
Financial assets available to meet general expenditures within one year	<u>\$ 11,761,323</u>	<u>\$ 12,402,160</u>

The Agency has board-designated net assets, which are included in investments, for various purposes more fully described in Note 7. These could be made available to use within one year, as determined by the board, if necessary. Accordingly, these assets have been included in the quantitative information above.

The Agency regularly monitors liquidity required to meet its operating needs. Its liquidity strategy is to maintain sufficient liquid assets to cover 90 days of operations, maintain a high level of liquidity in all investments and operate as guided by the board approved budget.

**United States Anti-Doping Agency  
Notes to Financial Statements  
December 31, 2022 and 2021**

**Note 7: Board-designated Net Assets Without Donor Restrictions**

The Board has designated net assets for the following purposes:

	<u>2022</u>	<u>2021</u>
Research	\$ 1,000,000	\$ 1,000,000
Contingencies	<u>1,750,000</u>	<u>1,750,000</u>
	<u>\$ 2,750,000</u>	<u>\$ 2,750,000</u>

**Note 8: USOPC Contract**

The Agency has an agreement with the United States Olympic and Paralympic Committee (USOPC) through December 31, 2022, to conduct a drug testing and anti-doping program for athletes in the Olympic, Paralympic and Pan American Games. During 2022, a new agreement was entered into through December 31, 2028. Support funded by the USOPC is recognized as the Agency performs the contracted services. Revenue received from the USOPC for the years ended December 31, 2022 and 2021 was \$5,207,580, of which \$263,519 and \$345,212 was included in accounts receivable at December 31, 2022 and 2021, respectively. To mitigate the perceived conflict of interest between the Agency and the American Arbitration Association (AAA) or the Court of Arbitration for Sport (CAS), which provides arbitration services for cases brought forth by the Agency, the USOPC directly pays all arbitration fees and expenses incurred by these entities up to a cap of \$423,000 in 2022 and 2021. During 2022 and 2021, the USOPC directly paid arbitration costs to these entities of \$156,730 and \$146,589, respectively. If the arbitration expenses incurred are less than the cap, then the excess up to the cap is remitted to the Agency, which is included in the contract amount above. If the arbitration expenses incurred are more than the cap, then the excess is paid to the USOPC. At December 31, 2022 and 2021, there were excess amounts owed to the Agency.

**Note 9: Revenue from Contracts with Customers**

**USOPC, Testing and Other Services Revenue**

Performance obligations are determined based on the nature of the goods or services provided by the Agency in accordance with the contract. Revenue for performance obligations satisfied over time is recognized ratably over the period based on time elapsed. The Agency believes this method provides a faithful depiction of the transfer of services over the term of the performance obligation based on the inputs needed to satisfy the obligation.

**United States Anti-Doping Agency**

**Notes to Financial Statements**

**December 31, 2022 and 2021**

***Transaction Price and Recognition***

The Agency determines the transaction price based on standard charges for goods and services provided reduced by implicit price concessions provided to customers. The Agency determines its estimate of implicit price concessions based on its historical collection experience with this class of customers.

The Agency has determined that the nature, amount, timing and uncertainty of revenue and cash flows are affected by the following factors:

- Payers (for example, customer and others) that have different reimbursement and payment methodologies
- Geography of the service location

For the year ended December 31, 2022, the Agency recognized revenue from goods and services that transfer to the customer over time.

**Note 10: Employee Benefit Plan**

The Agency maintains a 401(k) benefit plan covering all employees who meet the eligibility requirements. The Agency makes contributions at its discretion. The Agency's contributions to the plan were \$474,066 and \$412,900 for the years ended December 31, 2022 and 2021, respectively.

**Note 11: Significant Commitments, Estimates and Concentrations**

Accounting principles generally accepted in the United States of America require disclosure of certain significant estimates and current vulnerabilities due to certain concentrations. Those matters include the following:

***Revenue Concentration***

The Agency received 94% and 92% of its support during 2022 and 2021, respectively, from three organizations. As discussed in Note 8, the Agency has a contract with the USOPC (one of the three major organizations) through 2028.

**United States Anti-Doping Agency**

**Notes to Financial Statements**

**December 31, 2022 and 2021**

***Equipment Grant***

Effective September 9, 2008, the Agency, as grantor, entered into a grant agreement with Sports Medicine Research and Testing Laboratory (the Laboratory). Under the terms of this grant agreement, the Agency will grant a piece of equipment with a cost of \$71,750 and now fully depreciated to the Laboratory. The Laboratory must use the equipment only for purposes that fit within the Agency's mission and must report the detail of testing performed with the equipment to the Agency each year. The Agency would have the right to take back the equipment if either of these requirements was not met. As such, management considers the equipment property of the Agency.

***Investments***

The Agency invests in various investment securities. Investment securities are exposed to various risks such as interest rate, market and credit risks. Due to the level of risk associated with certain investment securities, it is at least reasonably possible that changes in the values of investment securities will occur in the near term and that such changes could materially affect the amounts reported in the accompanying statements of financial position.

**Note 12: Subsequent Events**

Subsequent events have been evaluated through May 26, 2023, which is the date the financial statements were available to be issued.



**TrueSport®**

Phone: (719) 785-2000

Toll-Free: +1 (866) 601-2632

Fax: (719) 785-2001

Email: [USADA@USADA.org](mailto:USADA@USADA.org)

[www.USADA.org](http://www.USADA.org)

[www.TrueSport.org](http://www.TrueSport.org)

