

HINO BUS Series

HINO PONCHO



ADR 80/03 Model

*Illustration may contain items not standard to the model

KEY FEATURES

- Australian DDA Compliant
- Ultra Low Floor
- WABCO ECAS – Including Easy Access Kneeling
- Wheelchair Access
- 19 Seats Including Driver
- Anti-lock Braking System (ABS)
- Combination Air & Leaf Suspension (Front & Rear)
- Emergency Exits RHS, Roof Hatch & Break Glass Window
- Full Automatic Transmission
- Hino Stop Start System (HSSS)

KEY SPECIFICATIONS

- GVM** 7,710kg
- Engine** 5.1 litre, common rail, direct injection turbocharged and intercooled
- Power** 180Hp
- Torque** 530Nm
- Transmission** 5 speed automatic



Hino Poncho

Engine, Driveline & Chassis specifications

ENGINE

Model	J05E-TS
Max output (ISO Net)	180Hp/132kW @ 2500RPM
Max torque (ISO Net)	530Nm/54.0kgf·m @ 1500RPM
Max engine speed	2900RPM
Number of cylinders	4
Type	Diesel, inline overhead cam and fluid cooled, rear mounted and east west configuration
Induction	Turbocharger & intercooler
Combustion type	Direct injection with EGR
Bore & stroke	112mm x 130mm
Piston displacement	5.123L
Viscos cooling fan	Equipped
Exhaust	Horizontal (rear facing)
Emission control system	EGR & DPR meeting ADR 80/03 using Euro 5 STD

TRANSMISSION & DRIVE LINE

Type	Full Automatic
Make	Aisin
Model	A500
Control	Cable/electronic
Torque convertor ratio	2.5:1
Number of forward gears	5
Ratio's	13.463 41.000 22.024 50.807 31.476 Reverse. . .4.179
Transfer case	Gear type with idler, 1:1 ratio
Transverse gearbox	90 degree mitre box with bevel gears, 1.036:1 ratio

PERFORMANCE

Engine RPM @ 80 km/h	2170
Speed limited to (km/h)	80
Gradeability tan θ % @ GVM	60
Final drive ratio	4.333 to 1

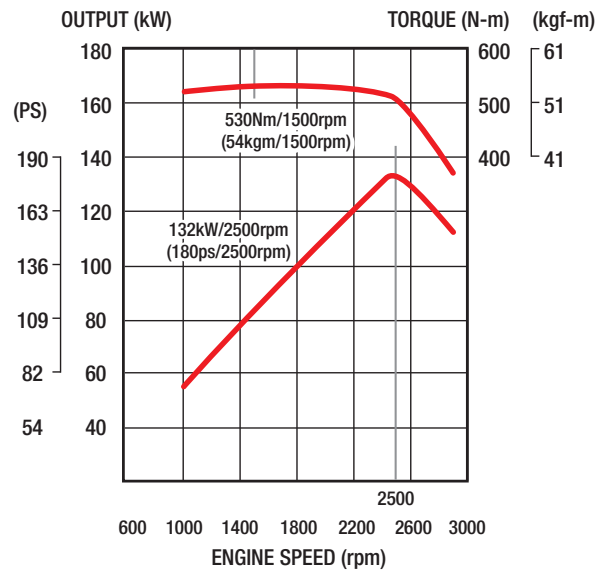
BRAKES

Type	AOH (Air over hydraulic) Drum
Drum diameter front and rear	320mm
Air drier	Equipped
Anti-lock Braking System (ABS)	Equipped
Park brake	Drum type fitted to output of transfer case
Exhaust brake	Equipped

FUEL TANK

Construction	All steel and rectangular
Capacity	100L

POWER & TORQUE CHART (ISO Net) J05E TS



AXLE, SUSPENSION & LOAD LIMITS

FRONT	Front axle model & type	Reverse Elliott I-Beam
	Suspension	Air bag & leaf spring with shock absorber & stabiliser
	Axle limit (including suspension)	3,200
REAR	Tyre Limit	2,800
	Rear axle model & type	SH12, fully floating, single reduction, single speed by Hypoid gears
	Suspension	Air bag & leaf spring with shock absorber & Electric Controlled Air Suspension (ECAS)
	Axle limit (including suspension)	6,700
	Tyre limit	5,280

STEERING

Type	Telescopic & tilt steering column with locking device
Range	9 degree tilt & 55mm vertical range
Steering box	Integral power steering
Gear ratio	18.6:1
Steering angle	52 degree inside
	37 degree outside

ELECTRICAL EQUIPMENT

System voltage	24V
Batteries	Main 2 x 12V 110Ah
	Sub 2 x 12V 41Ah (sealed)
Alternator	90A
Starter	24V x 4.5kW
Idle stop	Equipped
Headlamps	Halogen

WHEELS & TYRES

Wheel type	5 stud disc wheel (JIS)
PCD	203.2mm (8")
Rim size in mm	17.5 x 5.25 with 115 offset
Tyre size	205/80R17.5 120/118 LT
Number of tyres	6



Hino Poncho

Operator & Saloon Specifications

SALOON FEATURES

Saloon heater	Optional
Saloon air conditioner	Equipped
Single sliding access door	LHS front
Emergency access door	RHS Rear
Emergency roof hatch	Equipped
Sensitive edge door	Equipped
Next stop alert buttons	Equipped
Kneeling function	Equipped
850mm access door	STD
Ultra low floor access	Equipped
High head clearance	STD
Wheel chair ramp	STD
2 x 20W saloon lights	Equipped
Entry light	Equipped
Door area sensor & warning light	STD
Seat Trim	CAMIRA ADDA65 (Blue)

DRIVERS FEATURES

Drivers area heater/demister	Equipped
Drivers seat	3 way adjustable (Factory Blue)
Reversing buzzer	Equipped
Reversing camera	Equipped
Internal rear view mirror	Equipped
External rear view mirrors	Equipped
HSSS (idle stop)	Equipped
Electric over air door controls	Equipped
Neutral only door opening	Equipped
One piece windscreen	Equipped
Audio/visual display	DAB+ AM/FM radio with CD and Bluetooth
	Optional GPS Satellite Navigation Package

CONTROLS & SWITCHES

Raise & lower suspension height control	Saloon A/C & heater control switches
Door controls	Idle stop OFF switch
Combination lighting	Idle stop foot control cancel switch
Combination windscreen washer/wiper	Windscreen demister & driver heater control switches
Engine exhaust brake	DPR regeneration
Battery isolation	
Fast warm up	

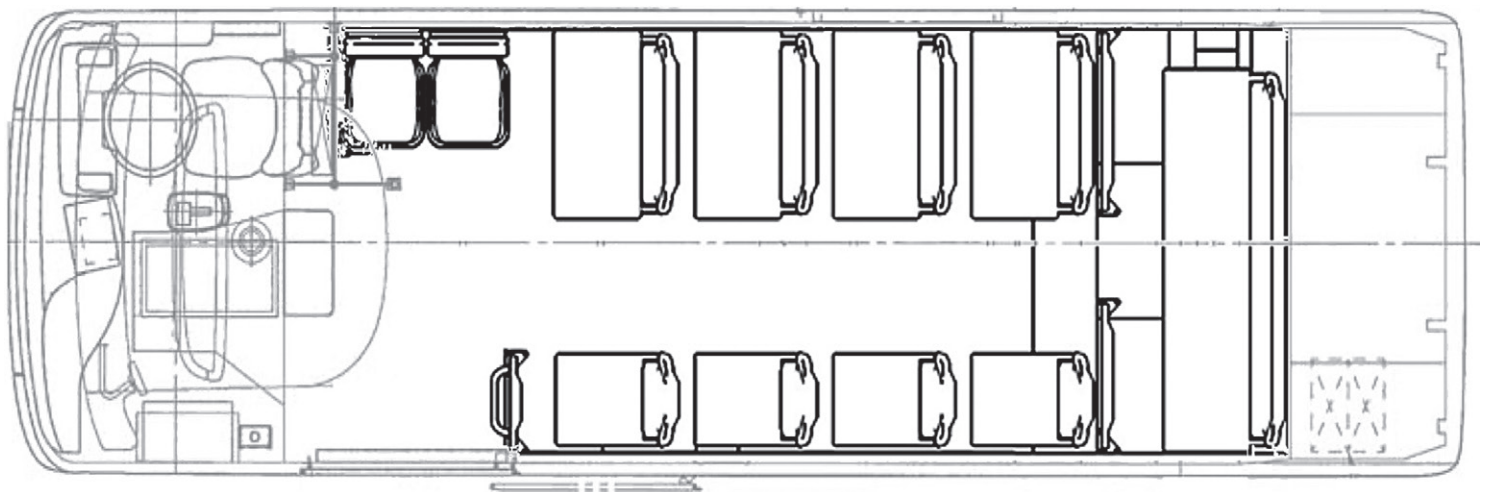
GAUGES

Speedo & tachometers	Engine temperature gauge
Fuel gauge	Air pressure gauges
Gear position	

SALOON LAYOUT

18 seats plus driver with provision for a wheelchair and standees

Note that this layout is a schematic and not to scale

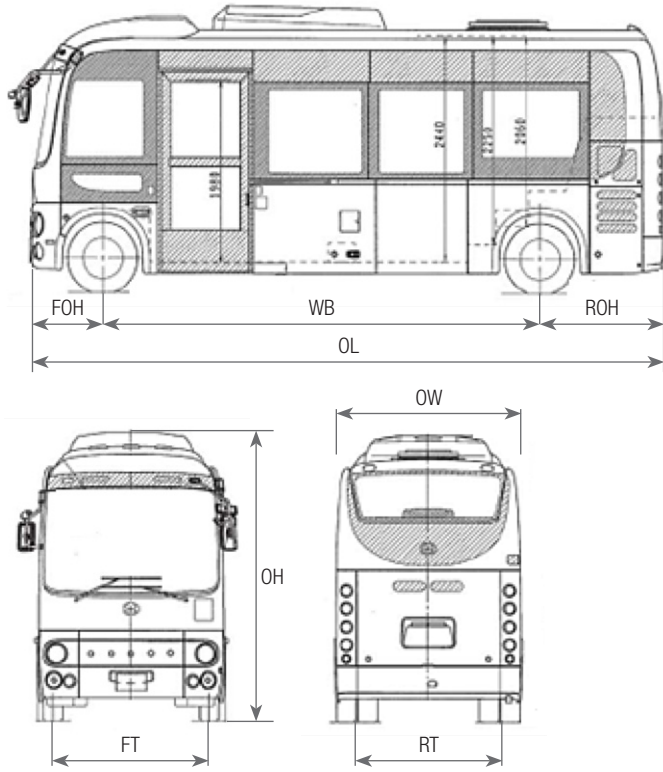




Hino Poncho

Dimensions & Warranty

BUS Series



DIMENSIONS – mm/capacities

Model	Poncho Bus
Product code	HX9JLKE-FWU
Overall bus length (OL)	6,990
Wheelbase (WB)	4,825
Overall width (OW)	2,080
Overall height (OH)	3,100
Front overhang (FOH)	775
Rear overhang (ROH)	1,360
Front track (FT)	1,720
Rear track (RT)	1,575
Turning circle kerb to kerb	15,600
Indicative chassis mass not including seats or fitout – kg (subject to a ± 3% tolerance)	
Total	5,620
Front	1,520
Rear	3,838
GVM	7,710

DEALERSHIP



WARRANTY

New vehicle warranty period

Bus	Axle configuration	Standard warranty (whichever comes first)	Power train warranty (whichever comes first)	Cab corrosion perforation
PONCHO	4 x 2	3 years or 100,000km	4 years or 100,000km	36 months

Battery warranty – 12 months from date of delivery

* For conditions, refer to the Hino Parts & Service warranty brochure

Genuine parts or accessories warranty – 3 years unlimited kilometres when fitted by an authorised Hino dealer *



DISCLAIMER

Important notice. Hino Trucks are distributed in Australia by Hino Motor Sales Australia Pty Ltd A.C.N. 064 989 724.

All efforts have been made to ensure the information contained in this brochure was correct at time of printing or uploading. Hino Motor Sales Australia Pty Ltd reserves the right to alter any details of the specifications & equipment without notice. Hino in so far as it is permitted by law to do so, shall not be liable in any way as a result of any reliance placed by any person on anything contained in this brochure. You should therefore check with your authorised Hino dealer at the time of ordering your motor vehicle to ensure that colour, specifications, equipment, design features & options are available for the vehicle you are ordering. Please note that some options may only be available in combination with others. Authorised Hino dealers will on request provide up to date information on all accessories, design features, prices & availability.

HSBUSPONCHO-0118