

**BISONS**

**2019**

**MEDIA GUIDE**



**BUFFALO BISONS  
BASEBALL**





# 2019 SCHEDULE

## APRIL

SUN	MON	TUE	WED	THU	FRI	SAT
				SWB 2:05	SWB 6:05	SWB 1:05
SWB 1:05	PAW 6:05	PAW 6:05	PAW 1:05	SWB 7:05	SWB 6:35	SWB 4:05
SWB 1:05	PAW 6:05	PAW 6:05	PAW 6:05		SWB 6:05	SWB 1:05 <sup>OH</sup>
	SYR 6:35	SYR 6:35	SYR 10:35 <sup>AM</sup>	SYR 1:05	LHV 7:05	LHV 6:35
LHV 1:35	PAW 6:05	PAW 6:05				

## MAY

SUN	MON	TUE	WED	THU	FRI	SAT
			PAW 6:05	PAW 1:05	LHV 7:05	LHV 1:05
LHV 1:05		GWN 7:05	GWN 7:05	GWN 10:35 <sup>AM</sup>	NOR 7:05	NOR 7:05
NOR 1:05		GWN 6:05	GWN 6:05	GWN 6:05	LOU 7:05	LOU 1:05
LOU 1:05		ROC 7:05	ROC 7:05	ROC 11:05 <sup>AM</sup>	LHV 7:05	LHV 6:35
LHV 6:35	LHV 1:35	SYR 6:05	SYR 6:05	SYR 10:35 <sup>A</sup>	ROC 7:05	

## JUNE

SUN	MON	TUE	WED	THU	FRI	SAT
						ROC 7:05
ROC 1:05	SWB 7:05	SWB 7:05	SWB 7:05	SWB 7:05	LHV 7:05	LHV 6:05
LHV 1:05		IND 7:05	IND 1:35	IND 7:05	LOU 7:00	LOU 6:30
LOU 2:00		IND 7:05	IND 7:05	IND 1:05	NOR 7:05	NOR 6:05
NOR 1:05	PAW 7:05	PAW 7:05	SWB 7:05	SWB 7:05	SYR 7:05	SYR 6:05
SYR 1:05						

## JULY

SUN	MON	TUE	WED	THU	FRI	SAT
	LHV 7:05	LHV 7:05	LHV 6:05	SYR 7:05	SYR 7:05	SYR 7:05
SYR 1:05				PAW 7:05	PAW 7:05	PAW 6:15
PAW 1:05	CHA 7:05	CHA 7:05	CHA 1:05	CHA 7:05	COL 7:05	COL 6:05
COL 1:05		CHA 7:04	CHA 7:04	CHA 7:04	DUR 7:05	DUR 6:35
DUR 5:05	ROC 7:05	ROC 1:05	LHV 7:05			



HOME



ROAD

## AUGUST/SEPTEMBER

SUN	MON	TUE	WED	THU	FRI	SAT
				LHV 7:05	SYR 7:05	SYR 6:05
SYR 1:05		TOL 7:05	TOL 7:05	TOL 7:05	COL 7:15	COL 7:15
COL 4:05		TOL 7:05	TOL 7:05	TOL 1:05	DUR 7:05	DUR 6:05
DUR 1:05	ROC 7:05	ROC 7:05	ROC 7:05	ROC 7:05	PAW 7:05	PAW 6:05
PAW 1:05	ROC 7:05	ROC 7:05	ROC 7:05	ROC 7:05	SWB 7:05	SWB 6:35
SWB 1:05	SWB 12:05					

CHA - CHARLOTTE

DUR - DURHAM

IND - INDIANAPOLIS

LOU - LOUISVILLE

PAW - PAWTUCKET

SWB - SCRANTON/WB

TOL - TOLEDO

COL - COLUMBUS

GWN - GWINNETT

LHV - LEHIGH VALLEY

NOR - NORFOLK

ROC - ROCHESTER

SYR - SYRACUSE



BISONS.COM



### SAHLEN FIELD

One James D. Griffin Plaza  
Buffalo, NY 14203  
bisons.com  
(716) 846-2000  
FAX (716) 852-6530

**International League Governors' Cup Champions**  
1933, 1936, 1957, 1961, 1998, 2004

**International League North Division Champions**  
1998, 2000, 2001, 2004, 2005

**American Association Champions**  
1997

**THE TRIPLE-A  
AFFILIATE OF THE**



## TABLE OF CONTENTS

<b>Bisons Front Office</b> <b>5</b>	Bisons Team Leaders	65-66	Year-by-Year Records	99-100	
Robert E. Rich Jr.	6-7	Offensive Breakdowns	67	Overall Team Records	101-102
Melinda R. Rich	8	Home Runs	68	Playoffs	103
Joseph W. Segarra	9	Pitching Breakdowns	69	Attendance	104
Mike Buczkowski	10	Defensive Breakdowns	70	Yearly Team Leaders	105-106
Kevin Parkinson	11	Transactions, Roster Details	71-72	Statistical Leaders	107-108
Robert Free	12	Season Highs & Lows	73	Playoff Leaders	109
Anthony Sprague	12			Team Records	110-116
Executive Biographies	13	<b>2019 Opponents</b> <b>74</b>		The Last Time...	117-119
		International League	75	All-Time Roster	120-130
<b>2019 Bisons Coaching Staff</b> <b>14</b>		IL Ballparks	76	Managerial Roster	130
Bobby Meacham	15	IL Umpires	76	Managerial Leaders	130
Doug Mathis	16	Charlotte Knights	77	Modern Era Coaching Staffs	131
Corey Hart	16	Columbus Clippers	78		
Devon White	17	Durham Bulls	79	<b>Sahlen Field</b> <b>132</b>	
Bob Tarpey	18	Gwinnett Stripers	80	Ballpark Vitals	133
Brian Pike	18	Indianapolis Indians	81	Ballpark Highlights	133-140
Medical Support Team	19-20	Lehigh Valley IronPigs	82	Ballpark Names	141
		Louisville Bats	83	Bisons Statistics	141
<b>2019 Bisons</b> <b>21</b>		Norfolk Tides	84	Home Openers	142
Bisons Players	22-53	Pawtucket Red Sox	85	Ballpark Records	143
		Rochester Red Wings	86	Player Statistics	144-147
<b>2018 Review</b> <b>54</b>		Scranton/Wilkes-Barre RailRiders	87		
IL Standings	55	Syracuse Mets	88	<b>Media Information</b> <b>148</b>	
Home/Road Records	55	Toledo Mud Hens	89	Toronto Blue Jays	149
Records vs. IL Teams	55			Blue Jays Minor Leagues	149
IL Awards	56	<b>History &amp; Records</b> <b>90</b>		Bisons Broadcast Team	150
All-Star Teams	56	Retired Numbers	91	Bisons Media Relations	151
League Statistics	57-58	Buffalo Hall of Fame	92	Pre-Game Schedule	151
Season Day-by-Day	59-60	Bisons in Cooperstown	93	Ground Rules	151
Bisons Record Breakdowns	61	IL Hall of Fame	93	IL Directory	152
Attendance	61	League Awards	94	Bisons Road Hotels	152
Top Single-Game Performances	61-62	All-Stars & HR Derby	95-96	2019 Ticket Information	153
Final Bisons Statistics	63-64	Team Awards	97-98		

The 2019 Buffalo Bisons Media Guide was published with information through March 28, 2019. Media representatives needing additional information can contact the Bisons Media Relations Department, Sahlen Field, One James D. Griffin Plaza, Buffalo, NY 14203; (716) 846-2280. The 2019 Buffalo Bisons Information Guide was designed, researched and written by Pat Malacaro of the Bisons' Media Relations Department. Special thanks to the Toronto Blue Jays media relations department and the International League office and teams.

## BISON BASEBALL INC.

Robert E. Rich Jr.	President/Owner
Melinda R. Rich	President, Rich Entertainment Group
Joseph W. Segarra	Chief Operating Officer
Michael Buczkowski	President, Rich Baseball Operations General Manager, Buffalo Bisons
Kevin Parkinson	Vice President, Operations & Finance Rich Entertainment Group
Robert Free	Vice President, Food Service Rich Baseball Operations
Anthony Sprague	Assistant General Manager, Director of Sales
William G. Gisel, Jr.	Vice President/Secretary
Jill K. Bond	Corporate Counsel
William E. Grieshober Jr.	Corporate Counsel



## BALLPARK OPERATIONS

Tom Sciarrino	Director of Stadium Operations
Sean Regan	General Manager, Food Service Operations
Curt Anderson	Food Service Operations Supervisor
Kathryn Curtis	Manager, Consumer's Pub at the Park
Paul Rajczak	Executive Chef
Dave Oakes	Pavilion Chef
Theresa Cerabone	Manager, Merchandise
Pat Chella	Chief Engineer
Mark Becht	Engineer
David Wheeler	Engineer
Joe Petronella	Chief of Security
Eugene Steele	Manager, Commissary
Danny Keene	Head Groundskeeper
Scott Leshner	Baseball Operations Coordinator
Steve Morris	Manager, Visiting Clubhouse
Bobby Decker	Clubhouse Assistant

## SALES

Mike Poreda	Director, Ticket Office Operations
Jim Harrington	Director, Corporate Sales
Geoff Lundquist	Director, Sales
Rachelle Szymanski	Sales Coordinator
Mark Gordon	Account Executive
Nick Iacona	Account Executive
Kimberly Milleville	Account Executive
Burt Mirti	Account Executive
Shaun O'Lay	Account Executive
Bryce Adrian	Ticket Sales Representative
Bethany Sickler	Coordinator, Social Media & Sponsorship

## PUBLIC RELATIONS/MARKETING

Brad Bisbing	Director, Marketing & Public Relations
Mike Simoncelli	Manager, Entertainment/Promotions
Michele Cicatello	Graphic Design
Pat Malacaro	"The Voice of the Bisons"/Media Relations
Duke McGuire	Color Analyst
Paul Smaldone	Coordinator, High School Baseball
Kevin Lester	Official Scorer
Jon Dare	Official Scorer
Michael Majewski	Team Photographer
Marshal Filipowicz	Game Day Stringer
Josh LaSpada	Game Day Stringer
Tyler Molina	Game Day Stringer
Budd Bailey	Game Day Clock Operator
Jhon Guarin	Game Day Clock Operator
Daniel Ristine	Game Day Clock Operator
Tom Burns	Public Address Announcer
Jerry Rio	Public Address Announcer
John Boutet	Archives/Curator

## ACCOUNTING/HUMAN RESOURCES

Chas Fiscella	Senior Accountant
Amy Delaney	Accountant
Tori Dwyer	Accountant
Kate Fisher	Payroll Administrator
Margaret Russo	Office Manager/Purchasing
Tina Leshner	Executive Assistant
Gail Hodges	Community Relations/Receptionist


# BISONS



---

# 2019 FRONT OFFICE





# **ROBERT E. RICH JR.**

**PRESIDENT/OWNER, BISONS BASEBALL INC.**

As Chairman of Rich Products Corporation, Robert E. Rich Jr. (Bob) has led the company to more than \$3.6 billion in worldwide sales revenue. Rich's continues to build business in new markets with cutting-edge management practices, high business ethics, and customer service standards, which have earned Bob distinction as one of the nation's most prominent business leaders.

His dynamic leadership was recognized with an appointment as Chairman of the U.S. based Grocery Manufacturers Association in 1999 and selection as a National Restaurant Association "Diplomat" in May 2000.

Other noteworthy distinctions include his 1996 induction into the Frozen Food Industry Hall of Fame, making his father, Robert E. Rich, and him the first father-and-son team to be so honored. That same year, Refrigerated and Frozen Foods magazine selected

Bob as its "Executive of the Year." In 2017, Bob and his father were inducted into the inaugural class of the Western New York Business Hall of Fame and joined a group of Buffalo's finest leaders celebrated for leaving an indelible mark on Buffalo Niagara.

Bob is a member of the Grocery Manufacturers Association Hall of Achievement, the National Frozen Food Hall of Fame, the Prepared Food Hall of Fame and the ENACTUS (Entrepreneurial, Action, Us; formerly known as Students in Free Enterprise [SIFE]) Hall of Fame. Also, the Buffalo Baseball Hall of Fame, the Buffalo Sabres Hall of Fame, the Greater Buffalo Sports Hall of Fame and the National Baseball Congress Hall of Fame. In 1999, he became the second angler ever to be inducted into the South Florida Fishing Hall of Fame.

In addition to his Rich Products leadership, Bob has played an important role in professional baseball in Buffalo, N.Y.

In 1983, Bob purchased the then-struggling Double-A Buffalo Bisons professional franchise, in order to keep professional baseball in the Queen City.

In 1984, he realized another major goal when he purchased baseball's Triple-A Wichita Aeros and moved the American Association franchise to Buffalo.

In 1988, Bob cut the ribbon on Buffalo's new downtown ballpark, celebrating the fulfillment of a dream to build a new home for the Bisons and setting the franchise on a course that has since included two league championships and annual minor league attendance supremacy.

He serves as President and CEO of Bison Baseball Inc., Northwest Arkansas Baseball Inc., and Morgantown Baseball Inc. He is also the past Commissioner of the National Baseball Congress, an organization of amateur and semi-pro baseball leagues operating in the U.S. and Canada

## **CAREER HIGHLIGHTS**

Bob's path to success – in business, sports and the community – began at the Nichols School in Buffalo, where he was a football quarterback and a standout goaltender in the prep school's illustrious hockey history.

After Nichols, Bob continued to show his prowess at Williams College, where he earned a Bachelor of Arts degree in 1963 and served as co-captain of the hockey team during his senior year. After graduation from Williams, he returned to Buffalo and broke into professional hockey as a backup goalie for the Buffalo Bisons of the American Hockey League, before a try out for the 1964 U.S. Olympic Team.

After active duty with the U.S. National Guard, Bob joined Rich Products in 1964 and received a complete introduction to the company in the role of President of Rich Products of Canada, a start-up subsidiary. While working, he returned to school to earn his MBA with honors from the prestigious University of Rochester Simon School of Business in 1969. His next position at Rich's was Vice President of Sales and Marketing, a new department for the company that he started and staffed.

Over time, Bob assumed the positions held by his father and mentor, Robert E. Rich. Bob Rich was named President of Rich's in 1978 and Chairman of the company in 2006.

## **ROBERT E. RICH JR. - HONORS & AWARDS**

---

Throughout his distinguished career, Bob has received numerous awards for his business, community and professional sports endeavors.

In May 2000, Bob was inducted into the prestigious National Restaurant Association Educational Foundation College of Diplomats, joining a select group of leaders who exemplify the industry's finest.

In addition, Bob received the Buffalo News' Citizen of the Year Award in 1983, and in 1984 he was named the Niagara Frontier Executive of the Year by the University of Buffalo School of Management along with the Buffalo/Niagara Sales and Marketing Executive of the Year, sharing the latter distinction with his father, who previously received the honor. Other awards include:

- Canisius College Distinguished Citizen Achievement Award, 1991
- Watson Rogers Award, 2002 (The Association of Sales & Marketing Agencies)
- Global Champion of ENACTUS Award
- America's Free Enterprise Legend Award, 2001 (ENACTUS)
- New York State Governor's Anti-Drug Abuse Council's Rita Webb Citizens Drug Fighter of the Year Award
- Thad and Alice Eure Ambassador of Hospitality Award, 2009 (National Restaurant Association Educational Foundation)
- Business First Most Influential Business Leader in Western New York in 2012
- Outstanding Business Leader in Western New York – inaugural award based on survey of WBEN radio listeners in 2015
- Distinguished Fellow Award (Cleveland Clinic 1921 Society) in November 2015

Two years after arriving on the Triple-A baseball scene, Bob was named the 1986 American Association Executive of the Year. In 1988, Sporting News magazine tabbed him Minor League Executive of the Year.

Bob is also a recipient of the Peter Medaille Medal from Medaille College and six honorary doctorates – from St. Bonaventure University, Niagara University, D'Youville College, Johnson and Wales University, Hilbert College and Canisius College. In addition, he received a Distinguished Alumni Award from the University of Rochester.

On June 8, 2014, Bob delivered the commencement address at the University of Rochester's William E. Simon Graduate School of Business Administration graduation ceremony. He addressed graduates after receiving the Charles Force Hutchison and Marjorie Smith Hutchison Medal, the university's highest recognition of personal achievement, for his contributions for more than 45 years after graduating from the Simon School's MBA program.

## **BOARDS & LEADERSHIP**

---

Today, Bob is active with several corporate boards and organizations. He also serves as Chairman of the Board of Directors and Trustees of the Cleveland Clinic and Emeritus Trustee of the International Game Fish Association.

Bob is a member of the Cystic Fibrosis Foundation Leadership Council. He co-founded and chaired Western New York United Against Drug and Alcohol Abuse and the annual Greater Niagara BassEye Celebrity Challenge with his wife, Mindy. As a signature event in Buffalo, it has raised more than \$1.3 million for cystic fibrosis research. He is also a member of the Outdoor Writers Association of America, United States Squash Association, Billfish Foundation and the United States Masters Swimming – Florida Gold Coast Chapter. Additionally, he is a life member of Distinguished Order of Zerocrats and National Frozen & Refrigerated Foods Association Honorable Order of Golden Penguins.

Bob is a past Chairman of the Uniform Code Council, past Vice Chairman of the International Game Fish Association, the Cleveland Clinic Foundation Development Committee and ENACTUS. He is also a past Chairman of the National Frozen Food Association (NFFA), being one of the youngest ever to head the NFFA leadership group, which represents more than 1,600 distributors, brokers and manufacturers.

Bob is a trustee and director of the Cleveland Clinic Foundation, on the Trustees Council for the University of Rochester and Director of the following: the 100 Club of Buffalo, Inc., the International League of Professional Baseball and the Police Athletic League. Bob has served as a co-producer to several theatrical productions on Broadway with Mindy as part of the Rich Entertainment Group.

## **BOOKS PUBLISHED**

---

- Fish Fights: A Hall of Fame Quest, introduction by Sandy Moret (2001)
- The Fishing Club: Brothers and Sisters of the Angle, foreword by Jay Cassell (2006)
- Secrets from the Delphi Café: Unlocking The Code to Happiness, co-written by Scott Friedman, with Mike Pehanich (2006)
- The Right Angle: Tales from a Sporting Life (2011)
- Looking Through Water (2015) \*Gold Medal Winner – 2016 Readers' Favorite/Fiction Southern Category



# MELINDA R. RICH

## PRESIDENT, RICH ENTERTAINMENT GROUP

As Vice Chairman and a Managing Shareholder of Rich Products Corporation, Mindy Rich shares responsibility for oversight, governance and the overall vision and strategic direction for Rich Products Corporation. Mindy joined the company in 1985 and has proceeded to work in various roles as part of the leadership team including Executive Vice President of Innovation where she expanded the breadth and accelerated the pace of product development in support of Rich's long-term growth strategies. She has also focused on the development and nurturing of Rich's award-winning organizational culture and work/life programs.

Mindy serves on the corporate Board of Directors for Rich Products Corporation and as Chairperson for the Board's Finance and Audit Committee and Compensation Committee. In addition, Mindy serves as President of Rich Entertainment Group,

responsible for overseeing the organization's baseball, theater, restaurant and travel interests including:

### Baseball Operations

- Buffalo Bisons of the International League, Triple-A affiliate of the Toronto Blue Jays.
- Northwest Arkansas Naturals of the Texas League, Double-A affiliate of the Kansas City Royals.
- West Virginia Black Bears of the New York-Penn League (2015 Champions), Single-A affiliate of the Pittsburgh Pirates.

### Theatrical Productions

REG made its Broadway debut with Chaplin in 2012. In association with Grove Entertainment, REG produced the acclaimed revival of CATS on Broadway, which will launch a national tour in January 2019. REG is also a partner in The Band's Visit and Angels in America, both 2018 Tony Award winners. Escape to Margaritaville, a musical featuring the songs of Jimmy Buffett, will embark on a national tour in October 2019, joining REG's other touring productions On Your Feet! and The Sound of Music.

### Dining

- Buffalo, New York-based: Rich's Catering and Special Events; Cookie Patisserie & Bakery; and Consumer's Pub at the Park at Sahlen Field
- Other locations: The Glen Iris Inn, Letchworth State Park, NY; the Green Turtle Restaurant, Kaiyo Grill and Sushi, and Green Turtle Wine & Spirits Shop in Islamorada, FL; and Palm Beach National Golf & Country Club, Palm Beach, FL.

### Travel

- The Travel Team - one of the largest travel management companies in the United States

Mindy serves on the corporate Board of Directors for M&T Bank Corporation; the Board of Directors of Grove Entertainment; the Research and Education Committee for the Cleveland Clinic Board of Trustees; and the Fund Advisory Committee for BDT & Company, LLC. Mindy is a Trustee, Member of the Executive Committee and Co-chair of the Marketing Committee for the Rock and Roll Hall of Fame + Museum. Mindy is also a member of the Culinary Institute of America's Committee on Trusteeship and Trustee Emeriti. She is active in a wide range of charitable activities, including being a founder of Western New York United Against Drug and Alcohol Abuse and fundraising for the Cystic Fibrosis Foundation.

In 1986, Mindy and her husband, Bob Rich, Jr., founded Western New York United Against Drug and Alcohol Abuse, a nonprofit organization dedicated to fighting substance abuse and educating children throughout Western New York. Mindy and Bob continue to serve as Chairpersons Emeritus for this important local organization.

Among other charitable activities, Mindy is especially focused on fundraising geared toward finding a cure for cystic fibrosis. Mindy and Bob founded and chair the annual Greater Niagara BassEye Celebrity Challenge that has raised more than \$1.3 million for cystic fibrosis research.

Over the years, Mindy has received numerous awards and honors for her work, including the Women's Foodservice Forum Trailblazer Award (2010) and the Distinguished Fellow Award (2015) from Cleveland Clinic's 1921 Society.





# **JOSEPH W. SEGARRA**

## **CHIEF OPERATING OFFICER, RICH ENTERTAINMENT GROUP**

Joe Segarra begins his 20th year with the Rich Baseball Operations in his role as Chief Operating Officer for the Rich Entertainment Group. Joe's affiliation with the Bisons and its parent company, Rich Products Corporation, dates back to 1988 where he served on the accounting staff as a member of the Buffalo office of Ernst & Young. After spending several years with the firm and providing tax and related services to Rich's, Joe joined the company in 1993 to guide their worldwide tax function as their Director of Tax.

Along with this role, Joe assumed the position of Director of Finance for the Rich Baseball Operations and in 1999 was promoted to Vice President of Finance for Rich Products. In 2003, he assumed a new position as Vice President of Finance in the Shareholder Risk Management group where he continues to have oversight responsibility for their Tax, Internal Audit and Shareholder Planning activities. In 2006, he was appointed Treasurer of the Rich Family Foundation, a private operating charitable foundation. In 2011 he was appointed Chief Financial Officer for Rich Entertainment which, in addition to the Rich Baseball Operations, includes entities in theatre, travel, golf, corporate aviation, food service, and hospitality industries. In 2013, Joe was promoted to Senior Vice President of Finance for Rich Products Corporation as well as becoming Chief Operating Officer of the Rich Entertainment Group. He is also a board member of the Buffalo Bisons Charitable Foundation

Joe attended Niagara Wheatfield High School where he played baseball and football. He is an alumnus of Butler University, located in Indianapolis, Indiana, where he played baseball and graduated with a Bachelor of Science Degree in Accounting. He is a Certified Public Accountant, a member of The American Institute of Certified Public Accountants, New York State Society of Certified Public Accountants and a former member of the Advisory Board at the University at Buffalo's Graduate Tax program.



**RICH ENTERTAINMENT**  
GROUP





# **MIKE BUCZKOWSKI**

**PRESIDENT, RICH BASEBALL OPERATIONS**

**GENERAL MANAGER, BISONS BASEBALL INC.**

Mike Buczkowski begins his 33rd season with the Buffalo Bisons and his 26th season as the club's General Manager, the longest tenure of any General Manager in the 135-year history of the franchise. In March 2019, Mike was named the President of Rich Baseball Operations, overseeing the overall operations of not only the Bisons, but also the Northwest Arkansas Naturals, a Double-A affiliate of the Kansas City Royals, and the West Virginia Black Bears, a Single-A affiliate of the Pittsburgh Pirates.

During Mike's tenure as Bisons General Manager, the club has led their league in attendance seven times, including the International League's all-time attendance record set in 1998. In December 2001, Mike accepted the prestigious Bob Freitas Award from Baseball America on behalf of the Bisons, becoming the first Triple-A team to win the award twice (also in 1991). The award is presented annually to a franchise for overall operational excellence. Mike is responsible for the strategic planning of the Bisons organization and manages all day-to-day operations of the front office staff. He is also responsible for the coordination of the player development contract with the Bisons' Major League parent clubs, including the Pittsburgh Pirates (1994), Cleveland Indians (1995-2008), the New York Mets (2009-2012) and the Toronto Blue Jays (2013-present).

Mike began with the Bisons in 1987 as a Public Relations Assistant during the team's final season at War Memorial Stadium. Coinciding with the club's move to Pilot Field in 1988, Mike was promoted to Public Relations Coordinator and then to Public Relations Manager in 1989. During the 1992 season, he was promoted to Assistant General Manager and was named General Manager on December 17, 1993. He became Vice President of Bisons Baseball in 1999.

A native Buffalonian, Mike graduated in 1982 from Bishop Timon High School where he played three years of varsity baseball and hockey, earning All-Catholic honors as a hockey player. Mike was inducted into the Bishop Timon High School Sports Hall of Fame in 2010. He graduated from Canisius College with a Bachelor of Arts degree in Communications in 1986. While at Canisius College, Mike was the captain of the hockey team.

He is a board member for Western New York United Against Drug & Alcohol Abuse Foundation, the Greater Buffalo Sports Hall of Fame and the Buffalo Bisons Charitable Foundation. He also serves on the advisory board of the Buffalo/Niagara Sports Commission and the WNY Youth Sports Advisory Council. He also serves on the marketing committee for Triple-A Baseball.

In 1999, Mike was honored with Business First's "Forty Under-40" Award and was named Am-Vets Post 45 Parochial Baseball League's Man of the Year in 2000. In 2005, he was named the Am-Pol Eagle's Sports Citizen of the Year and in 2008, was honored by the General Pulaski Association for his service to the Western New York sporting community.

Mike's grandfather, Huck Geary, played shortstop at Offermann Stadium for the Bisons from 1935-37, and was a member of the 1936 Governors' Cup championship team. He played in the Major Leagues for the Pittsburgh Pirates from 1942-43.

Mike has two children, Jennifer and Michael.

---

## **BUFFALO BISONS GENERAL MANAGERS**

---

Bill Clymer (1930), Jim Cooney (1930-1931), Leo T. Miller (1932-1937), John C. Stiglmeier (1938-1944), Stanley "Bucky" Harris (1945-1946), Roger Peckinpugh (1947), Paul Richards (1948-1949), Leo T. Miller (1950-1951), O.W. "Bill" Hayes (1952), Joe Ziegler (1953-1954), Hillman Lyons (1955), John C. Stiglmeier (1956), Dan Carnevale (1957), Don Labbruzzo (1958-1960), John C. Stiglmeier/assisted by W. James Newton (1961-1963), Van Beuren W. DeVries/assisted by W. James Newton (1964-1965) Clay Dennis (1966-1967), Jack Guthrie (1968-1969), John C. Stiglmeier (1969), Don Labbruzzo (1970), Don Colpoys (1979-1983), Don Colpoys and Jack Tracz (1984) Michael J. Billoni (September 1984-December 16, 1993), Michael Buczkowski (December 17, 1993-present)

*\* Prior to 1930, the club Presidents performed the current duties of general manager.*



# **KEVIN PARKINSON**

**VICE PRESIDENT, OPERATIONS & FINANCE**  
**RICH ENTERTAINMENT GROUP**

Kevin Parkinson begins his 17th season with the Buffalo Bisons, having first joined Be Our Guest, Ltd. in February 2002. He enters his second year as Vice President of Operations & Finance of Rich Entertainment Group.

The Rich Entertainment Group is comprised of various Rich Products' subsidiary companies, including the three teams that comprise of Rich Baseball Operations. Kevin also oversees the management of both the Outer Harbor Management Group and the Canalside Management Group in addition to the Explore & More Children's Museum in downtown Buffalo, Palm Beach National Golf & Country Club, the Glen iris Inn, Kaiyo Grille, Green Turtle Wine & Spirits and Green Turtle Restaurant.

Kevin has a variety of food service, event and hospitality experience from managing the financial and human resource side of three baseball teams, four restaurants, a concessions operation and inn. He has been involved in the opening of new restaurants and baseball parks, as well as being associated with all business aspects of these operations. At Sahlen Field, Kevin has played an instrumental role in the planning and execution of many of the Bisons' non-game day events, including the Ballpark Brew Bash, the WYRK Toyota Taste of Country Concert and the National Buffalo Wing Festival.

Kevin also serves as a Director for the Buffalo Bisons Charitable Foundation.

Kevin is a graduate of SUNY Geneseo, where he completed his Bachelor of Science Degree in Accounting. He resides in Buffalo with his family.



**RICH ENTERTAINMENT**  
**GROUP**

**BE OUR  
GUEST  
LTD.**





## **ROBERT FREE**

**VICE PRESIDENT, FOOD SERVICE OPERATIONS  
RICH BASEBALL OPERATIONS**

Robert Free is entering his 15th season with the Buffalo Bisons and currently serves as Vice President of Food and Beverage for Rich Baseball Operations. In this role, Robert has oversight of all food and beverage processes for Bison Baseball, including the day-to-day operations of Consumer's Pub at the Park as well as all ballpark hospitality, catering and concessions. Robert also oversees the food and beverage operations at Canalside, the Outer Harbor, and Broderick Park.

Robert has worked in the food service industry for over 25 years. He has experience in a myriad of food service business models ranging from concessions operations, quick serve casual, to white linen table service. His skills and expertise in the food service industry include, design and layout, menu development, marketing and communications, training program development, and financial analysis.

Robert serves as Vice Chairman on the state board of the New York State Restaurant Association, and is a past two-term President of the WNY Chapter of the Association. He also serves on the Erie County Board of Health and concurrent with that is his position on the Local Food Policy Council of Buffalo and Erie County.

In addition, Robert is a member of the Hospitality Management Advisory Council of ECC and also serves on the advisory council for Access Buffalo, a coalition of businesses and volunteers which provides useful information about accessibility-friendly features in entertainment venues, hotels, and restaurants located across Western New York.

Robert currently lives in Hamburg with his wife, Tracey, and their children, Thomas and Carolanne.



## **ANTHONY SPRAGUE**

**ASSISTANT GENERAL MANAGER, BISONS BASEBALL INC.**

Anthony Sprague is entering his 17th season with the Bisons and his second as the club's Assistant General Manager.

Anthony first joined the Bisons in 2002 as an intern in the sales department and earned a full-time position as an account executive prior to the next season. In 2011, he was promoted to Director of Sales and continues to oversee all sales efforts by the club, including corporate sponsorship and group sales. As Assistant General Manager, Anthony also assists in managing the day-to-day operations of the Bisons, including marketing and baseball operations.

During his tenure with the Bisons, Anthony has also pioneered many of the team's most successful events. He created the team's highly-successful Star Wars Night, which has attracted a sold-out crowd for four consecutive years and is annually the largest-attended game in all of minor league baseball. He also developed the team's Superhero Night, with both events raising valuable funds and awareness for worthy causes.

A native of Hoosick Falls, NY, Anthony earned a Bachelor of Science degree in sports management from SUNY Cortland in 2002. While attending school, he pitched four seasons for the Red Dragons, helping lead the team to four consecutive Division III College World Series appearances from 1998-2001. Serving as team captain in 2001, he also joined his teammates in an international competition that included games in Moscow, Russia.

Anthony currently serves on the Board of Directors for the Compass House, (a not-for-profit agency offering safe shelter and services for runaway and homeless youth in Western New York) the Superhero Alliance and the Advance Planning Committee for the new Explore & More Children's Museum.

Anthony currently lives in Lancaster, NY with his wife, Patty, and two children, Camden and Olivia.

## **TOM SCIARRINO, DIRECTOR, STADIUM OPERATIONS**

---

Beginning his 26th season with the Bisons, Tom is responsible for all ballpark operation functions, including managing of all fan services, first aid and ballpark maintenance.

## **MIKE POREDA, DIRECTOR, TICKET OPERATIONS**

---

With the Bisons since the 1985 season, Mike is in charge of the ticket office and oversees the team's Customer Care Department and Guest Relations functions.

## **JIM HARRINGTON, DIRECTOR, CORPORATE SALES**

---

This will be Jim's 25th season with the Bisons. Jim is responsible for managing many of the large corporate partnerships for the Bisons.

## **BRAD BISBING, DIRECTOR, MARKETING & PUBLIC RELATIONS**

---

Brad is beginning his 16th season with the Bisons and his third as Director of Marketing & Public Relations. Brad is responsible for the marketing and advertising agendas, team's public and media relations, all team publications, its official web site, Bisons.com, and the club's social media.

## **SCOTT LESHER, BASEBALL OPERATIONS, HOME CLUBHOUSE**

---

Scott is beginning his 17th season with the Bisons and his 13th in charge of Baseball Operations. He is responsible for coordinating the team's travel as well as road accommodations. Scott also manages the Bisons home clubhouse.

## **GEOFF LUNDQUIST, DIRECTOR, SALES**

---

Geoff is beginning his 16th season with the Bisons and his second as Sales Manager. Geoff is responsible for overseeing the team's group ticket and hospitality sales, as well as securing marketing sponsorships

## **MIKE SIMONCELLI, MANAGER, ENTERTAINMENT & PROMOTIONS**

---

Mike is beginning his 13th season with the Bisons and his fourth as the team's Entertainment & Promotions Manager. Mike directs all of the in-game entertainment, oversees all video production, and constructs the promotional schedule.



## **BUFFALO BISONS - PAST PRESIDENTS**

---

Howard H. Baker (1878), E.B. Smith (1879-1880), John B. Sage (1880), Josiah Jewett (1881-1885), Cassius Candee (1886), Frank T. Gilbert (1887), C.W. Cushman (1888), James L. White (1889), Moses Shire (1890), James Franklin (1891-1901), Harry Taylor (1905), Jacob J. Stein (1906), Alexander Buchanan Potter (1907-1909), Jacob J. Stein (1910-1914); Joseph J. Lannin (1915-1920), Samuel L. Robertson (1921-1928), Frank J. Offermann (1928-1934), John Gehm (1935-1951), Walter O. Briggs Jr. (1952-1955), Reginald B. Taylor (1956-1957), John C. Stiglmeier (1958-1963), Van Beuren W. De Vries (1964-1966), John W. Guthrie (1967-1968), Jack Burnham (1969), Joseph Figliola (1979-1982), Robert E. Rich, Jr. (1983-present).

*\* 1902-1904 not available; Bison Federal League Presidents: Walter Mullen (1914), William E. Robertson (1914-1915).*



---

# 2019 COACHING STAFF



**BISONS**



**BISONS**

**27**





# BOBBY MEACHAM

## MANAGER

### MANAGERIAL/COACHING CAREER:

- Entering his 29th season of his coaching career and his 13th as a manager in the minor leagues. Has a career managerial record of 756-855 (.469 pct.).
- Was named the 20th manager in the Bisons modern era on November 28, 2016.
- Bisons finished the 2018 season in sixth place in the International League North division with a 61-77 record overall and a 33-32 mark at Coca-Cola Field.
- This is his seventh season as a manager in the Blue Jays minor league system...Joined Toronto in 2013 to manage Single-A Dunedin before spending the next three seasons with Double-A New Hampshire.
- Was 204-220 in three seasons with New Hampshire (2014-2016), including a 69-73 record in his final season with the Fisher Cats.
- In 2015, received the 'Bobby Mattick Award' for excellence in player development within the Blue Jays organization.
- In 2013, led Dunedin to a first-half championship in the Florida State League.
- Coaching career also includes six years at the Major League level...Served as the third base coach for the Florida Marlins in 2006 and the New York Yankees in 2008...Served as first base coach for the San Diego Padres in 2007 and for three seasons with the Houston Astros, 2010-2012.
- Began his coaching career as manager of the Eugene Emeralds (A) in 1992 with a 36-40 record and then served as a roving coach in the Colorado Rockies chain in 1993.
- Spent eight seasons as a minor league manager/coach for Pittsburgh from 1994-2001...Managed Double-A Carolina to a 74-66 record in 1994 and a Southern League East Division title...Club lost in the finals...Received first Triple-A managerial job a season later with the Calgary Cannons of the Pacific Coast League (58-83)...Was the Pirates Triple-A affiliate the first year after the conclusion of the Bisons affiliation with Pittsburgh....Served as a roving instructor for the Pirates from 1996-2001.
- Managed the Rancho Cucamonga Quakes in the Angels chain for three seasons, 2002-2004.
- Worked one season in the Phillies chain as hitting coach for the Single-A Williamsport Crosscutters in 2009.

### MANAGERIAL RECORDS

Year	Team	Level	Record	Pct.	Affiliate
1992	Eugene	A	36-40	.474	Kansas City
1994	Carolina	AA	74-66	.529	Pittsburgh
1995	Calgary	AAA	58-83	.411	Pittsburgh
2002	Rancho Cucamonga	A	52-88	.371	LA-AL
2003	Rancho Cucamonga	A	74-66	.529	LA-AL
2004	Rancho Cucamonga	A	69-71	.493	LA-AL
2013	Dunedin	A	63-68	.481	Toronto
2014	New Hampshire	AA	66-76	.464	Toronto
2015	New Hampshire	AA	69-71	.493	Toronto
2016	New Hampshire	AA	69-73	.486	Toronto
2017	Bisons	AAA	65-76	.461	Toronto
2018	Bisons	AAA	61-77	.442	Toronto
<b>Total</b>			<b>756-855</b>	<b>.469</b>	

### PLAYING CAREER:

- Drafted twice, first by the Chicago White Sox in the 14th round of the 1978 draft...Returned to school and was drafted in the 1st round (8th overall) in the 1981 draft by the St. Louis Cardinals.
- Was acquired by the Yankees in a five-player trade after the 1982 season.
- In 457 career Major League games with the Yankees, hit .236 with 58 doubles, eight home runs, 114 RBI and 58 stolen bases.
- Spent the 1985 season as the Yankees' everyday shortstop, appearing in 156 games and stealing a career-high 25 bases.
- Was traded by New York to Texas following the 1988 season...Joined the Pirates organization after spending spring training in 1989 with the Rangers...Spent most of the 1989 season with the Bisons, hitting .218 with 25 RBI in 94 games.
- Played one more season in minor league baseball, hitting .225 with three home runs and 35 RBI in 114 games with the Triple-A Omaha Royals, before retiring as a player.



# DOUG MATHIS

## PITCHING COACH

### COACHING CAREER:

- Entering his first season as Bisons pitching coach...Joined Toronto this season after two years with the Seattle Mariners organization.
- Served as pitching coach for the Clinton LumberKings in the Single-A Midwest League each of the previous two seasons.
- Last year, his pitching staff at Clinton ranked 2nd in the Midwest League with 1,263 strikeouts in 139 games.

### PLAYING CAREER:

- Spent parts of three seasons with the Texas Rangers from 2008-10...appeared in 45 games, with six starts for Texas.
- Pitched 10 seasons in the minor leagues, making appearances in the International League for Pawtucket (2012), Indianapolis (2013), and Durham (2014)
- Made 201 career MiLB appearances, with 164 starts over his 10-year career, for a total of 973.0 innings pitched.
- In 2011 he pitched in the Korean Baseball Organization for the Samsung Lions, going 5-2 in 10 games.
- Spent the 2012 season in Japan Pacific League with the Chiba Lotte Marines.
- Last pitched professionally in the 2014-15 season in the Venezuelan Winter League for the Tigres de Aragua
- Was drafted in the 13th round of the 2005 MLB Draft by the Texas Rangers



# COREY HART

## HITTING COACH

### COACHING CAREER:

- Entering his second season as the Bisons hitting coach and his fourth season as a coach in the Blue Jays system.
- Helped the Herd increase several statistical categories in his first season, including team batting average (.249), home runs (105) and RBI (533), from the 2017 totals.
- Spent the the two previous seasons with the organization's Single-A Dunedin club. Last year, Dunedin captured the Florida State League title and scored 62 more runs than any other club in the league (642, 4.7 R/G). The Dunedin Blue Jays also finished 3rd in the FSL both in team average (.255) and home runs (83) and 2nd with a .332 on-base percentage.

- Also coached in the Brewers organization from 2006-2009 and with Marlins affiliates from 2010-2015, including four years as the hitting coach of the Single-A Jupiter Hammerheads (2012-2015).

### PLAYING CAREER:

- Played eight minor league seasons from 1998-2005, reaching the Triple-A level with Omaha in 2002 and again in 2004.
- In 713 career games, the infielder hit .242 with 17 home runs and 248 RBI and a .371 on-base percentage.
- Was drafted by the Kansas City Royals in the 23rd round of 1998 MLB Amateur Draft out of the University of Oklahoma.





## DEVON WHITE

### POSITION COACH

#### COACHING CAREER:

- Entering his second season as position coach for the Buffalo Bisons and his third as a coach with the team...The 2019 season will also be his third as a coach in the Toronto Blue Jays system.
  - Served as the Bisons' hitting coach in 2017... Team led the International League with 143 stolen bases, including team MVP Roemon Fields who stole a modern era Bisons record 43...Bisons also ranked 4th in the IL in walks (462) and fewest strikeouts (1,032).
  - In recent years, has been involved with the Jays Care Foundation, teaching the game to youngsters in the annual Blue Jays Baseball Academy, as well as his own Devon White Baseball Academy.
- Served as the outfielder and baserunning coordinator in the Washington Nationals farm system from 2008-2010 and as the minor league baserunning coordinator for the Chicago White Sox from 2011-2012.

#### PLAYING CAREER:

- Drafted by the California Angels in the 6th round of the 1981 draft out of Park West, HS in Manhattan, NY.
- Played 17 seasons of Major League Baseball, appearing in 1,941 games with the Angels (1985-1990), Blue Jays (1991-1995), Marlins (1996-1997), Diamondbacks (1998), Dodgers (1999-2000) and Brewers (2001).
- Finished 5th in Rookie of the Year voting in 1987 with California, hitting .263 with a career-high 24 home runs and 87 RBI...Also stole 32 bases that season.
- Made three All-Star appearances, first with Angels in 1989, then with Toronto (1993) and Arizona (1998).
- Won seven gold gloves, including all five seasons he played in Toronto, 1991-1995.
- Played 656 games with the Blue Jays, more than any other team, and helped Toronto to their back-to-back titles in 1992 and 1993...Hit .270 with 155 doubles, 34 triples, 72 home runs, 274 RBI and 126 stolen bases in his Blue Jays career.
- Won his third World Series Championship with the Florida Marlins in 1997...Was a career .296-hitter in five postseason appearances with three home runs, 20 RBI and seven stolen bases in 49 games.





## BOB TARPEY

### ATHLETIC TRAINER

#### CAREER:

- Entering his second season as the Bisons athletic trainer and his 13th season in the Blue Jays system.
- Spent the previous eight years as the athletic trainer at Double-A New Hampshire.
- Minor League Baseball's 2014 Athletic Trainer of the Year.
- Spent three years as the athletic trainer for the Single-A Lansing Lugnuts (2007-2009).
- Graduated from the University of Maine at Presque Isle and earned his master's degree at California University of Pennsylvania



## BRIAN PIKE

### STRENGTH & CONDITIONING COACH

#### CAREER:

- Entering his second season as the Bisons strength and conditioning coach and his 13th season in the Blue Jays system.
- Spent the previous eight years as the athletic trainer at Double-A New Hampshire... Was also with the Fisher Cats during the 2008 season.
- Spent one season as the strength coach for Single-A Lansing in 2009, and before his first stint with New Hampshire, worked with the Rookie-Pulaski Blue Jays.
- Is a graduate of Plymouth State University.



## BUFFALO BISONS MEDICAL SUPPORT STAFF

Excelsior Orthopaedics is a full-service private orthopaedic practice with 23 physicians, supported by physician assistants, nurse practitioners, physical & occupational therapist and athletic trainers all dedicated to providing WNY with comprehensive musculoskeletal services.

Excelsior's mission is to transform the lives of patients by restoring function and enhancing quality of life. This is accomplished by establishing a higher standard of care and a musculoskeletal center where a patient's every need is met before, during and after treatment.

Excelsior Orthopaedics offers patients three convenient locations with advanced imaging, physical & occupational therapy services and orthopaedic urgent care (Excelsior Express). Locations - **Amherst:** 3925 Sheridan Dr., Amherst, NY 14226. **Niagara Falls:** 10175 Niagara Falls Blvd., Niagara Falls, NY 14304. **Or-**

**chard Park:** 260 Redtail Rd., Orchard Park, NY 14127. \*Excelsior Orthopaedics will be moving to 260 Redtail Rd., effective July 1, 2019. Any office appointments before this date will be scheduled at the current Orchard Park office located at 3045 Southwestern Blvd., Suite 108 Orchard Park NY 14127. Call 716-250-9999 or visit our website: [www.excelsiorortho.com](http://www.excelsiorortho.com).



## DR. JAMES SLOUGH

### HEAD PHYSICIAN

Dr. James Slough has worked with the Buffalo Bisons organization since 1992. He is a Board Certified Orthopaedic Surgeon and Partner at Excelsior Orthopaedics.

Dr. Slough is the current President of the New York State Society of Orthopaedic Surgeons, an active member of the American Orthopaedic Society for Sports Medicine (AOSSM), Arthroscopy Association of North America (AANA), Clinical Orthopaedic Society (COS), American Academy of Orthopaedic Surgeons (AAOS), and is a past member of the Board of Councilors for the AAOS.

Dr. Slough is a past- President of the Clinical Orthopaedic Society. He obtained the 2010 Subspecialty Certificate in Orthopaedic Sports Medicine, which is a certificate of added qualifications. Dr. Slough has extensive sports medicine experience working with professional, college and high school athletes, including game coverage, injury prevention and injury care.

Originally, from Sault Ste. Marie, Michigan, Dr. Slough graduated with a B.S. in Biology from the University of Michigan. He has an M.D. degree from the University of Michigan Medical School and did a General Surgery Internship with the University of Pennsylvania Graduate Hospital. He completed his Orthopaedic Residency at the University of Missouri at Kansas City and served three years of active duty at the United States Naval Hospital in Charleston, S.C., including overseas deployment for Desert Shield and Desert Storm. His special interests are sports medicine, arthroscopy and minimally invasive shoulder, elbow, hip and knee surgery and musculoskeletal problems.



## DR. JASON MATUSZAK

### MEDICAL CONSULTANT

Dr. Matuszak is a partner at Excelsior Orthopaedics and is a Primary Care Sports Medicine Physician, and the Director of the Sports Concussion Center at Excelsior. He sees patients with athletic/exercise related injuries or medical problems and has worked with high school and college athletes. He provided athletic coverage for the University of Hawaii, Syracuse University, the Honolulu Marathon, the Empire State Games, the Ironman Triathlon and Ironman Triathlon World Championships.

Originally from Medina, Dr. Matuszak received his Bachelor of Arts from the State University of New York at Buffalo and has a M.D. degree from the State University of New York Upstate Medical University at Syracuse. He completed his Internship and Residency in Family Medicine at St. Joseph's Hospital in Syracuse, NY and completed a Fellowship in Sports Medicine at the John A. Burns School of Medicine, University of Hawaii.



## DR. KORY REED

### MEDICAL CONSULTANT

Dr. Reed holds a degree in Biomedical Engineering from Cornell University College of Engineering and a Doctor of Medicine degree from the University at Buffalo School of Medicine & Biomedical Sciences. He completed his Orthopaedic Surgery Residency training at the University at Buffalo. Dr. Reed went on to complete his fellowship training in Hand & Upper Extremity Surgery from the University at Buffalo.

Dr. Reed has expertise treating total upper extremity care. His practice includes arthroscopic treatment and joint replacement/reconstruction of the shoulder and all aspects of the hand. He is an active contributor to research, innovation, and education concerning total shoulder replacement and orthopaedic biomechanics.

## BUFFALO BISONS MEDICAL SUPPORT STAFF



### **DR. DAVID PULA**

#### **ORTHOPAEDIC CONSULTANT**

Dr. Pula is a graduate of Canisius College and a board certified sports medicine orthopaedic surgeon. He graduated from Tulane Medical School in New Orleans and joined the US Army. After completing his Orthopaedic residency at Tripler Army Medical Center in Honolulu HI, he practiced for 4 years as a general orthopedic surgeon at Ft Cambell KY. While on active duty he deployed to Iraq in support of Operation Iraqi Freedom. After completing his service he pursued specialty training in sports medicine at University at Buffalo where he worked and trained with Team Physicians for the Buffalo Bills, Buffalo Sabres as well as Division I and III collegiate programs. He treats all orthopaedic disease with a special interest in ACL tears, rotator cuff tears, shoulder dislocation and labral tears.

Throughout his career as an orthopedic surgeon he has treated many sports related injuries as well as general orthopedic problems. His approach includes operative and non-operative modalities tailored to each persons needs. He encourages patient input in the process and believes it improves the overall experience and outcome.



### **DR. TODD LORENC**

#### **MEDICAL CONSULTANT**

Dr. Lorenc is a Primary Care Sports Medicine Physician. He sees patients with athletic/exercise related injuries or medical problems and has worked with high school, college and professional athletes. He provided athletic coverage for the University of Nevada-Reno, Syracuse University, Reno Rodeo and the NBA Developmental League's Reno Bighorns.

Originally from Alden, NY, Dr. Lorenc received his Bachelor of Fine Arts from the Rochester Institute of Technology and has a M.D. degree from the State University of New York Upstate Medical University at Syracuse. He completed his Internship and Residency in Family Medicine at St. Joseph's Hospital in Syracuse, NY and completed a Fellowship in Sports Medicine at the University of Nevada-Reno.



### **DR. ADAM BURZYNSKI**

#### **ORTHOPAEDIC CONSULTANT**

Dr. Adam Burzynski is a Fellowship trained sports medicine orthopaedic surgeon who specializes in arthroscopic surgery of the knee and shoulder including ACL injuries, shoulder instability, and rotator cuff repair. Additionally, Dr. Burzynski has received advanced training for total knee replacements with a focus on uni-compartmental (partial-knee) replacement.

Dr. Burzynski holds a B.S. degree in Biochemistry from the University at Buffalo. He attended medical school at Upstate Medical University in Syracuse, and completed his orthopaedic surgical residency at the University of Cincinnati. Dr. Burzynski completed a highly specialized sports medicine fellowship training program at the University at Buffalo. During his medical training Dr. Burzynski served at the assistant team physician for the Buffalo Bills (NFL) and the Buffalo Sabres (NHL) as well as tournament physician for professional beach volleyball (AVP).

Dr. Burzynski was born in Wroclaw, Poland. He moved to the United States at age four where he grew up in Kenmore, NY. Dr. Burzynski played volleyball at UB, and spent some time in Australia playing for the University of Sydney. He is an avid snowboarder and a professed chicken wing connoisseur.

Dr. Burzynski resides in downtown Buffalo and is excited to provide the highest level of orthopaedic and sports medicine care to all of his patients in the Western New York area.



---

# 2019 BISON'S





# ANTHONY ALFORD OF

- **BATS/THROWS:** Right/Right
- **HEIGHT/WEIGHT:** 6'1" | 215
- **BORN:** 7/20/94 in Columbia, MS
- **OPENING DAY AGE:** 24
- **ACQUIRED:** 3rd round of the 2012 First-Year Player Draft
- **MLB DEBUT:** Toronto, 5/19/17 vs. BAL (22yrs old).

**2018 SEASON:**

- Began the season on the Disabled List due to a right hamstring strain.
- Optioned to Triple-A Buffalo on 4/19.
- Recalled from Buffalo on May 5 and Sept. 17.
- Made his Blue Jays season debut on May 6 at TB and went 1-for-4 with his 1st career steal and 1st career run.
- Started the season on the DL with a right hamstring strain.
- On May 12 vs. BOS, recorded his 1st career RBI with a 4th-inning single.
- Appeared in 13 games total for Toronto in his two promotions from Buffalo.

## ANTHONY ALFORD CAREER STATISTICS

Year Club	ORG	AVG	G	AB	R	H	2B	3B	HR	RBI	BB	IBB	SO	SB	CS	OBP	SLG	OPS	SF	SH	HBP
2012 GCL Blue Jays	TOR	.167	5	18	1	3	0	0	1	1	2	0	4	4	0	.250	.333	.583	0	0	0
2013 GCL Blue Jays	TOR	.227	6	22	4	5	2	1	0	2	6	0	6	2	0	.414	.409	.823	0	1	1
2014 Bluefield	TOR	.207	9	29	5	6	0	0	1	2	5	0	13	1	0	.343	.310	.653	0	0	1
2014 Lansing	TOR	.320	5	25	3	8	1	0	1	3	0	0	8	4	0	.320	.480	.800	0	0	0
2015 Lansing	TOR	.293	50	188	49	55	14	1	1	16	39	1	60	12	1	.418	.394	.812	2	0	3
2015 Dunedin	TOR	.302	57	225	42	68	11	6	3	19	28	0	49	15	6	.380	.444	.824	1	0	1
2016 Dunedin	TOR	.236	92	339	53	80	17	2	9	44	53	0	117	18	6	.344	.378	.722	4	0	5
2017 Dunedin	TOR	.143	6	21	1	3	0	0	0	2	0	0	8	1	0	.182	.143	.325	0	0	1
2017 New Hampshire	TOR	.310	68	245	41	76	14	0	5	24	35	2	45	18	3	.406	.429	.835	2	1	6
2017 Buffalo	TOR	.333	3	12	1	4	1	0	0	0	1	0	2	0	0	.385	.417	.802	0	0	0
2017 TORONTO	TOR	.125	4	8	0	1	1	0	0	0	0	0	3	0	0	.125	.250	.375	0	0	0
2018 Dunedin	TOR	.200	7	20	2	4	1	0	0	2	3	0	8	0	1	.360	.250	.610	0	0	2
2018 Buffalo	TOR	.240	105	375	52	90	22	1	5	34	30	0	112	17	7	.312	.344	.656	2	0	10
<b>2018 TORONTO</b>	<b>TOR</b>	<b>.105</b>	<b>13</b>	<b>19</b>	<b>3</b>	<b>2</b>	<b>0</b>	<b>0</b>	<b>0</b>	<b>1</b>	<b>2</b>	<b>0</b>	<b>9</b>	<b>1</b>	<b>0</b>	<b>.190</b>	<b>.105</b>	<b>.295</b>	<b>0</b>	<b>0</b>	<b>0</b>
Minor Totals		.265	413	1519	254	402	83	11	26	149	202	3	432	92	24	.360	.385	.745	11	2	30
<b>MAJOR TOTALS</b>		<b>.111</b>	<b>17</b>	<b>27</b>	<b>3</b>	<b>3</b>	<b>1</b>	<b>0</b>	<b>0</b>	<b>1</b>	<b>2</b>	<b>0</b>	<b>12</b>	<b>1</b>	<b>0</b>	<b>.172</b>	<b>.148</b>	<b>.321</b>	<b>0</b>	<b>0</b>	<b>0</b>

**PROFESSIONAL CAREER:**

- Played sparingly over his first three seasons (2012-14) as he was enrolled in college and playing football.
- Led the Dunedin Blue Jays in AVG (.302), OBP (.380) and OPS (.824) in 2015 and was named a Midwest League Mid-Season All-Star...At that time, led the league with a .446 on-base percentage.
- On June 10, 2016, suffered a concussion after colliding with a teammate in the outfield, and needed to be stretched off the field...Returned from the injury on June 22.
- After the 2016 season, was an Arizona Fall League All-Star with the Mesa Solar Sox.
- Attended Petal High School in Mississippi, where he was the quarterback of the football team in addition to playing baseball...As a senior he recorded 2,058 passing yards and 20 passing touchdowns in addition to 1,731 rushing yards and 24 rushing touchdowns, earning a spot in the U.S. Army All-American Bowl...In the same year he batted .483 with four home runs and went 14-for-14 in steals.
- Following his selection by Toronto in the 2012 draft, continued to play football, first at the University of Southern Mississippi and then at the University of Mississippi after a transfer...On Sept. 30, 2014, elected to pursue baseball full time.



# DANNY BARNES

**RHP**

- **BATS/THROWS:** Left/Right
- **HEIGHT/WEIGHT:** 6'1" | 211
- **BORN:** 10/21/89 in North Shore, NY
- **OPENING DAY AGE:** 29
- **ACQUIRED:** 35th round of the 2010 First-Year Player Draft
- **MLB DEBUT:** Toronto, 8/2/16 at HOU (27yrs old)

**2018 SEASON:**

- Did not allow an earned run from March 30 to April 22 (10.2 IP, 9H, 1BB, 13K).
- Picked up his 1st win of the year on April 13 vs. CLE (1.0, 2H, 2K).
- Earned his 2nd win (5th career) on June 7 vs. BAL after pitching a 1-2-3 10th inning (2K).
- On June 11 at TB, threw 1.2 scoreless innings with 3K, reaching both the 100-game mark and the 100-strikeout plateau for his career.
- Was placed on the DL with left knee tendinitis from June 22-July 31... Threw a scoreless inning in his return on Aug. 1 at OAK (1H, 1BB, 1K).
- On Sept. 7 vs. CLE, earned his 3rd win to tie his career high (2017).
- Optioned to Triple-A Buffalo on May 3 and Aug. 13... Recalled on May 16 and Aug. 27.
- Had a 5.19 ERA in seven games for the Bisons (8.2 IP, 9H, 5ER, 1BB, 11K).

**DANNY BARNES CAREER STATISTICS**

Year	Club	ORG	W-L	ERA	G	GS	CG	ShO	SV	IP	H	R	ER	HR	HB	BB	IBB	SO	WP	BKOBA
2010	GCL Blue Jays	TOR	1-1	0.67	14	0	0	0	1	27.0	17	2	2	1	0	5	0	37	0	0.173
2010	Lansing Lugnuts	TOR	0-0	5.91	8	0	0	0	0	10.2	17	8	7	0	1	8	1	16	2	0.354
2011	Lansing Lugnuts	TOR	5-1	2.32	44	2	0	0	13	66.0	44	20	17	3	2	20	2	99	3	0.184
2012	New Hampshire	TOR	0-1	16.20	1	0	0	0	0	1.2	2	3	3	1	0	2	0	2	0	0.333
2012	Dunedin	TOR	1-2	1.40	50	0	0	0	34	51.1	37	8	8	3	0	16	1	63	1	1.198
2013	Dunedin Blue	TOR	1-1	22.50	3	0	0	0	0	2.0	5	5	5	0	0	1	0	2	0	0.500
2013	GCL Blue Jays	TOR	0-0	0.00	1	0	0	0	0	1.0	0	0	0	0	0	0	0	3	0	0.000
2014	Dunedin	TOR	0-5	4.19	36	0	0	0	7	38.2	36	20	18	4	1	12	0	49	1	0.245
2015	New Hampshire	TOR	3-2	2.97	40	1	0	0	4	60.2	64	24	20	5	1	19	2	74	0	0.270
2016	New Hampshire	TOR	2-1	1.01	24	0	0	0	1	35.2	17	5	4	3	0	4	0	40	0	0.139
2016	Buffalo	TOR	1-0	0.35	17	0	0	0	5	25.2	6	1	1	0	2	2	0	37	0	0.071
2016	<b>TORONTO</b>	<b>TOR</b>	<b>0-0</b>	<b>3.95</b>	<b>12</b>	<b>0</b>	<b>0</b>	<b>0</b>	<b>0</b>	<b>13.2</b>	<b>14</b>	<b>6</b>	<b>6</b>	<b>0</b>	<b>0</b>	<b>5</b>	<b>0</b>	<b>14</b>	<b>1</b>	<b>0.275</b>
2017	Buffalo	TOR	0-1	3.00	4	0	0	0	2	6.0	6	2	2	0	0	0	0	8	0	1.250
2017	<b>TORONTO</b>	<b>TOR</b>	<b>3-6</b>	<b>3.55</b>	<b>60</b>	<b>0</b>	<b>0</b>	<b>0</b>	<b>0</b>	<b>66.0</b>	<b>48</b>	<b>26</b>	<b>26</b>	<b>11</b>	<b>1</b>	<b>24</b>	<b>1</b>	<b>62</b>	<b>1</b>	<b>0.200</b>
2018	Buffalo	TOR	1-1	5.19	7	0	0	0	0	8.2	9	5	5	1	0	1	0	11	0	0.257
2018	<b>TORONTO</b>	<b>TOR</b>	<b>3-3</b>	<b>5.71</b>	<b>47</b>	<b>0</b>	<b>0</b>	<b>0</b>	<b>0</b>	<b>41.0</b>	<b>47</b>	<b>28</b>	<b>26</b>	<b>6</b>	<b>1</b>	<b>22</b>	<b>1</b>	<b>38</b>	<b>0</b>	<b>0.285</b>
Minor Totals			15-16	2.49	250	4	0	0	67	336.0	263	104	93	21	7	90	6	443	7	2.211
<b>MAJOR Totals</b>			<b>6-9</b>	<b>4.33</b>	<b>119</b>	<b>0</b>	<b>0</b>	<b>0</b>	<b>0</b>	<b>120.2</b>	<b>109</b>	<b>60</b>	<b>58</b>	<b>17</b>	<b>2</b>	<b>51</b>	<b>2</b>	<b>114</b>	<b>2</b>	<b>0.239</b>

**PROFESSIONAL CAREER:**

- Drafted by the Toronto Blue Jays in the 35th round of the 2010 Major League Baseball draft and was assigned to the Rookie-level Gulf Coast League Blue Jays.
- Promoted to Lansing Lugnuts of the Class-A Midwest League at the end of 2010 the season.
- Played with the Dunedin Blue Jays of the Class-A Advanced Florida State League for most of the 2012 season, making one appearance for the New Hampshire Fisher Cats of the Double-A Eastern League at the end of the season.
- Made just four appearances totaling three innings pitched in 2013 before being shut down due to a rotator cuff injury.
- Pitched in 36 games for Dunedin in 2014 and posted a 4.19 ERA.
- Spent the 2015 season with New Hampshire, going 3-2 with a 2.97 ERA over 40 outings (60.2 IP).
- Began the 2016 season in New Hampshire and, after pitching to a 1.01 ERA in 35 .2 innings, was promoted to the Buffalo Bisons of the Triple-A International League in June.
- On Oct. 8, 2016, was added to the Blue Jays' AL Division Series roster after Francisco Liriano suffered a concussion.



# Bo BICHETTE

**INF**

- **BATS/THROWS:** Right/Right
- **HEIGHT/WEIGHT:** 6'0" | 185
- **BORN:** 3/5/98 in Orlando, FL
- **OPENING DAY AGE:** 21
  
- **ACQUIRED:** 2nd round of the 2016 First-Year Player Draft
  
- **MLB DEBUT:** N/A

**2018 SEASON:**

- Played the entire campaign for Double-A New Hampshire, his highest level of ball to date.
- Went 3-for-10 (.300) with a home run and four RBI across four MLB spring training games.
- Was named an Eastern League Mid-Season All-Star and was a Futures Game Selection...Started a shortstop and went 1-for-3 to help the U.S. Futures to a 10-6 victory.
- Slashed .286/.343/.453 with 61 extra-base hits and 32 steals over 131 games.
- Ranked 1st in the Eastern League in hits (154), 1st in doubles (43), 1st in runs (95), 1st in total bases (244), T-1st in triples (7), 2nd in steals (32), T-5th in RBI (74) and 10th in batting average (.286).
- Batted .346 (9-for-26) in six playoff games, including a double, two RBI and three stolen bases as the Fisher Cats claimed the Eastern League Championship.
- At the end of the season, was named an Eastern League Post-Season All-Star and an MiLB.com Organizational All-Star.

## Bo BICHETTE CAREER STATISTICS

Year Club and League	ORG	AVG	G	AB	R	H	2B	3B	HR	RBI	BB	IBB	SO	SB	CS	OBP	SLG	OPS	SF	SH	HBP
2016 GCL Blue Jays	TOR	.427	22	82	21	35	9	2	4	36	6	0	17	3	0	.451	.732	1.183	3	0	0
2017 Lansing	TOR	.384	70	284	60	109	32	3	10	51	28	0	55	12	3	.448	.623	1.071	0	0	5
2017 Dunedin (FSL)	TOR	.323	40	164	28	53	9	1	4	23	14	2	26	10	4	.379	.463	.842	2	0	2
2018 New Hampshire (EAS)	TOR	.286	131	539	95	154	43	7	11	74	48	1	101	32	11	.343	.453	.796	5	1	2
Minor Totals		.328	263	1069	204	351	93	13	29	184	96	3	199	57	18	.385	.521	.906	10	1	9

**PROFESSIONAL CAREER:**

- **Is currently ranked as Toronto's 2nd-best prospect and the 8th overall prospect by Baseball America heading into 2019... Ranked 11th overall by MLB and 12th overall by Baseball Prospectus.**
- Son of four-time All-Star Dante Bichette who played for California, Milwaukee, Colorado, Cincinnati and Boston over 14 Major League seasons (1988-2001).
- Played on the Florida Travel Baseball team with teammates Sean Reid-Foley and Forrest Wall in 2013.
- Heading into 2018, was ranked as the 8th overall prospect by Baseball America, 14th by MLB, and 19th by Baseball Prospectus.
- Started the 2017 season with Class-A Lansing and slashed .384/.448/.623 over 70 contests.
- Was a Futures Game Selection and a Mid-Season All-Star.
- Jumped up to Advanced-A Dunedin in July of 2017 and played 40 games there to round out his season.
- Hit .323 (53-for-164) while with Dunedin, including 14 extra-base hits and 23 RBI.
- His honors at the end of 2017 included MiLB.com Organizational All-Star, Post-Season All-Star, MiLB.com Fans' Choice for Breakout Prospect, MiLB.com Staff Choice for Best Offensive Player, Baseball America Minor League All-Star, Baseball America Low Class-A All-Star, Midwest League MVP, and Midwest League Prospect of the Year.





# CAVAN BIGGIO

INF

- **BATS/THROWS:** Left/Right
- **HEIGHT/WEIGHT:** 6'2" | 200
- **BORN:** 4/11/95 in Houston, TX
- **OPENING DAY AGE:** 23
- **ACQUIRED:** 5th round of the 2016 June Amateur Draft
- **MLB DEBUT:** N/A

**2018 SEASON:**

- Played the full year with Double-A New Hampshire.
- Led the Eastern League in home runs (26), walks (100), slugging percentage (.499) and OPS (.887).
- Ranked 2nd in the league in RBI (99), 3rd in OBP (.388), 4th in total bases (244), T-8th in triples (5) and T-10th in stolen bases (20).
- Was named a Mid-Season All-Star for the third straight year.
- In the playoffs, went 6-for-20 (.300) with a double, a home run, six walks (.462 OBP) and nine RBI across six games to help the Fisher Cats to an Eastern League Championship.
- At season's end, claimed Eastern League Most Valuable Player and Eastern League Rookie of the Year... Was also named an MiLB.com Organizational All-Star and a Post-Season All-Star.
- Played for the Surprise Saguaros in the Arizona Fall League and was named one of the Rising Stars as he slashed .262/.400/.415 with four doubles, two homers and 10 RBI over 19 games.

## CAVAN BIGGIO CAREER STATISTICS

Year Club	ORG	AVG	G	AB	R	H	2B	3B	HR	RBI	BB	IBB	SO	SB	CS	OBP	SLG	OPS	SF	SH	HBP
2016 Vancouver	TOR	.282	53	202	24	57	11	3	0	21	29	0	28	9	3	.382	.366	.748	2	0	5
2016 Lansing	TOR	.222	9	36	3	8	1	0	0	5	4	0	7	2	0	.310	.250	.560	1	0	1
2017 Dunedin	TOR	.233	127	463	75	108	17	5	11	60	74	3	140	11	7	.342	.363	.705	7	6	6
2018 New Hampshire	TOR	.252	132	449	80	113	23	5	26	99	100	4	148	20	8	.388	.499	.887	8	1	5
Minor Totals		.249	321	1150	182	286	52	13	37	185	207	7	323	42	18	.366	.413	.779	18	7	17

**PROFESSIONAL CAREER:**

- **Ranked by Baseball America as Toronto's 9th-best prospect heading into the 2019 season (10th by MLB).**
- Son of seven-time All-Star, five-time Silver Slugger and four-time Gold Glove Award winner Craig Biggio, who played his entire 20-year career with the Houston Astros.
- Kicked off his pro career in 2016 with the Class-A (short) Vancouver Canadians... Hit .282 with 14 extra-base hits and 21 RBI there... Was named a Mid-Season All-Star.
- Was promoted to Class-A Lansing for nine games to round out his 2016 campaign... Batted .222 with a double and four RBI for the Lugnuts.
- Played his entire 2017 season for Advanced-A Dunedin.
- Led the Florida State League with 75 runs and 74 walks while ranking T-8th in RBI (60).
- Hit his first professional home run on April 28 at Fort Myers, his first of 11 on the year.
- Was named a Florida State League Mid-Season All-Star.



# RYAN BORUCKI

**LHP**

- **BATS/THROWS:** Left/Left
- **HEIGHT/WEIGHT:** 6'4" | 205
- **BORN:** 3/31/94 in Mundelein, IL
- **OPENING DAY AGE:** 25
- **ACQUIRED:** 15th round of the 2012 First Year Play Draft
- **MLB DEBUT:** Toronto, 6/26/18 at HOU (24yrs. old)

**2018 SEASON:**

- Made 11 starts of at least 6.0 innings while giving up two-or-fewer runs... Had 11 quality starts to lead all AL rookies and tie Marco Estrada for the most on the team... Had the most quality starts in a season by a Blue Jays rookie since Marcus Stroman had 14 in 2014.
- His 3.87 ERA ranked 6th best all-time by a Blue Jays rookie (min. 12 starts).
- Went 6-5 with a 3.27 ERA over 13 starts for Triple-A Buffalo.
- Made four starts of 7.0 innings for the Bisons (including each of his last two outings) and allowed runs in just one of those games.
- Earned his 1st Triple-A win on April 25 at Durham (6.0 IP, 5H, 1ER, 3BB, 5K).
- Made his MLB debut on June 26 vs. HOU...Became the 44th player in club history to make his MLB debut as a starting pitcher (last: Chris Rowley on Aug. 12, 2017 vs. PIT)... Allowed two runs on six hits over 6.0 IP (4BB, 3K)... It was the 15th quality start by a Jays pitcher in an MLB debut and the first since Zach Stewart in 2011.
- Gave up a run on four singles in the 1st inning and then retired the next 13 batters he faced on July 2 vs. DET...Recorded eight strikeouts without a walk...The eight Ks tied Roy Halladay (Sept. 27, 1998 vs. DET) for the most by a Blue Jay in his MLB home debut.
- Earned his 1st win on Aug. 3 at SEA after recording a career-long 8.0 IP and gave up just one unearned run on four hits (2K, 0BB)...Held a 2.30 ERA (11 ER/43.0 IP) through seven starts, the best all-time among Blue Jays starters in his first seven MLB games (Gustavo Chacin - 2.51, Juan Guzman - 2.75)...Had 30 strikeouts through his first seven starts, tied for 5th most in team history...Had one-or-fewer runs of support in five of his first seven starts.

**RYAN BORUCKI CAREER STATISTICS**

Year Club	ORG	W-L-ERA	G	GS	CG	ShO	SV	IP	H	R	ER	HR	HB	BB	IBB	SO	WP	BK	OBA
2012 GCL Blue Jays	TOR	1-0 3.00	4	0	0	0	0	6.0	4	2	2	1	0	0	10	0	0	0	.182
2014 Bluefield	TOR	2-1 2.70	8	6	0	0	0	33.1	26	11	10	2	1	6	0	30	2	0	.211
2014 Vancouver	TOR	1-1 1.90	5	4	0	0	1	23.2	13	8	5	1	1	3	0	22	1	0	.159
2015 GCL Blue Jays	TOR	0-0 0.00	1	0	0	0	0	1.0	1	0	0	0	0	0	1	0	0	0	.250
2015 Vancouver	TOR	0-1 3.86	2	2	0	0	0	4.2	6	2	2	0	0	3	0	6	0	0	.300
2016 Lansing	TOR	10-4 2.41	20	20	1	0	0	115.2	105	36	31	1	5	26	0	107	9	2	.247
2016 Dunedin	TOR	1-4 14.40	6	6	0	0	0	20.0	40	33	32	10	0	12	0	10	0	0	.421
2017 Dunedin	TOR	6-5 3.58	19	18	0	0	0	98.0	95	49	39	5	7	27	0	109	7	2	.255
2017 New Hampshire	TOR	2-3 1.94	7	7	0	0	0	46.1	31	11	10	2	4	8	1	42	1	0	.187
2017 Buffalo	TOR	0-0 0.00	1	1	0	0	0	6.0	6	0	0	0	0	1	0	6	0	0	.273
2018 Buffalo	TOR	6-5 3.27	13	13	1	1	0	77.0	62	29	28	6	3	28	0	58	0	0	.221
<b>2018 TORONTO</b>	<b>TOR</b>	<b>4-6 3.87</b>	<b>17</b>	<b>17</b>	<b>0</b>	<b>0</b>	<b>0</b>	<b>97.2</b>	<b>96</b>	<b>48</b>	<b>42</b>	<b>7</b>	<b>2</b>	<b>33</b>	<b>3</b>	<b>67</b>	<b>2</b>	<b>0</b>	<b>.256</b>
Minor Totals		29-24 3.32	86	77	2	1	1	431.2	389	181	159	28	21	114	1	401	20	4	.241
<b>MAJOR TOTALS</b>		<b>4-6 3.87</b>	<b>17</b>	<b>17</b>	<b>0</b>	<b>0</b>	<b>0</b>	<b>97.2</b>	<b>96</b>	<b>48</b>	<b>42</b>	<b>7</b>	<b>2</b>	<b>33</b>	<b>3</b>	<b>67</b>	<b>2</b>	<b>0</b>	<b>.256</b>

**PROFESSIONAL CAREER:**

- Pitched six innings in the GCL in 2012, posting a 1-0 record and a 3.00 ERA before undergoing Tommy John surgery which caused him to miss the entire 2013 season.
- In 2014, pitched for the Rookie-level Bluefield Blue Jays and the Low-A Vancouver Canadians...Posted a combined record of 3-2 with a 2.37 ERA and 52 strikeouts in 57 innings pitched.
- Made only three appearances in the 2015 season due to injury (bone spurs in left elbow), posting an 0-1 record, a 3.18 ERA and seven strikeouts.
- At the end of the 2017 campaign, was named an Organizational All-Star by MiLB.com.



# PATRICK CANTWELL C

- **BATS/THROWS:** Right/Right
- **HEIGHT/WEIGHT:** 6'2" | 210
- **BORN:** 4/10/90 in West Islip, NY
- **OPENING DAY AGE:** 28
  
- **ACQUIRED:** Trade with Texas, 5/6/17
- **ORIGINALLY:** 3rd round of the 2012 MLB Amateur Draft (TEX)
  
- **MLB DEBUT:** N/A

**2018 SEASON:**

- Spent the entire season with Double-A New Hampshire.
- Batted a career-high .276 (35-for-127) across 40 games while also posting personal bests in home runs (4), OBP (.386) and SLG (.433).
- Made a pair of stints on the seven-day disabled list (June 22-Aug. 3 and Aug. 10-19).

**PATRICK CANTWELL CAREER STATISTICS**

Year	Club	ORG	AVG	G	AB	R	H	2B	3B	HR	RBI	BB	IBB	SO	SB	CS	SLG	OBP	OPS	SF	SH	HBP
2012	Spokane	TEX	.255	53	200	24	51	11	1	1	22	16	0	37	1	3	.342	.335	.677	3	1	12
2013	Myrtle Beach	TEX	.249	70	257	35	64	13	0	1	24	17	0	44	5	2	.313	.311	.624	2	5	8
2014	Frisco	TEX	.268	76	276	43	74	15	1	1	33	20	0	58	1	2	.360	.341	.701	4	3	22
2015	Frisco	TEX	.187	60	198	22	37	3	2	3	19	16	0	43	0	0	.256	.268	.524	2	2	3
2015	Round Rock	TEX	.136	16	44	4	6	0	1	0	3	2	0	12	0	1	.240	.182	.422	0	2	4
2016	AZL Rangers	TEX	.571	2	7	1	4	1	1	1	2	0	0	3	0	0	.571	1.429	2.000	0	0	0
2016	Round Rock	TEX	.262	54	183	16	48	8	0	0	11	15	0	49	4	4	.327	.306	.633	1	0	3
2017	Round Rock	TEX	.133	7	30	1	4	0	0	0	1	0	0	11	1	0	.188	.133	.321	0	0	2
2017	New Hampshire	TOR	.250	2	4	0	1	1	0	0	2	0	0	1	0	0	.250	.500	.750	0	0	0
2018	New Hampshire (EAS)	TOR	.276	40	127	21	35	4	2	4	19	18	0	31	2	1	.386	.433	.819	2	2	6
Minor Totals			.244	380	1326	167	324	56	8	11	136	104	0	289	14	13	.324	.324	.648	14	15	60

**PROFESSIONAL CAREER:**

- Went to MLB Spring Training with the Rangers in 2014, 2015 and 2017.
- Has been recognized for his defensive prowess several times in his career, with Baseball America tabbing him the best defensive catcher in the Texas farm system in 2014.
- In 2016 with Triple-A Round Rock, did not allow a passed ball in 428.0 innings ... Threw out 17 of 62 (27.4%) would-be basestealers.
- In 2014, appeared in 62 games behind the plate for Frisco, compiling a .991 fielding percentage (5 E/542 TC)... Threw out 24 of 73 (32.9%) attempted basestealers, T7th most CS in the Texas League
- In 2012, batted .290 (65-224) with 2 home runs and 34 RBI as a senior for Stony Brook, contributing to the Seawolves' first-ever trip to the College World Series...threw out 60 of 90 attempted base stealers during 4-year career...was a 2-time All-America East first-team selection.



# ANDREW CASE

**RHP**

- **BATS/THROWS:** Right/Right
- **HEIGHT/WEIGHT:** 6'2" | 230
- **BORN:** 1/6/93 in Saint John, NB
- **OPENING DAY AGE:** 26
  
- **ACQUIRED:** Free Agent, 10/16/13
  
- **MLB DEBUT:** N/A

**2018 SEASON:**

- Invited to Major League Spring Training with the Blue Jays as a non-roster invitee.
- Went 1-0 with 1 save during the spring, making six relief appearances totaling 5.1 IP.
- Spent the majority of the season with Double-A New Hampshire.
- Logged a career high 39 relief appearances with the Fisher Cats, following up on his first season in Double-A the previous year.
- Was assigned to Buffalo on 8/27, making one relief appearance that night vs. Pawtucket, his final of the season.
- Lone victory of the season came on 6/6 vs. Akron.
- Did not allow an earned run in eight consecutive relief appearances from 6/8-7/3 - 9.0 total innings pitched.

## ANDREW CASE CAREER STATISTICS

Year	Club	ORG	W-L	ERA	G	GS	SV	IP	H	R	ER	HR	BB	IBB	SO	WHIP	OBA
2014	Vancouver	TOR	0-1	2.45	24	1	2	44.0	38	13	12	3	13	0	37	1.16	.233
2015	Lansing	TOR	2-2	3.32	12	0	1	21.2	25	8	8	4	6	0	15	1.43	.305
2015	Vancouver	TOR	1-2	2.93	27	0	10	30.2	25	10	10	2	12	1	29	1.21	.221
2016	GCL	TOR	0-0	0.00	1	0	0	2.0	0	0	0	0	0	0	3	0.00	.000
2016	Lansing	TOR	0-2	2.28	22	0	10	23.2	20	9	6	0	6	1	19	1.10	.225
2017	Dunedin	TOR	3-1	4.42	14	0	4	18.1	18	9	9	3	3	1	17	1.15	.273
2017	Buffalo	TOR	0-0	5.87	4	0	0	7.2	7	5	5	2	3	0	3	1.30	.241
2017	New Hampshire	TOR	4-0	1.58	32	0	8	40.0	31	7	7	1	10	0	23	1.03	.209
2018	Buffalo	TOR	0-0	3.00	1	0	0	3.0	2	1	1	0	0	0	1	0.67	.182
2018	New Hampshire	TOR	1-3	5.09	39	0	7	46.0	57	29	26	8	15	0	34	1.57	.302
Minor Totals			11-11	3.19	176	1	42	237.0	223	91	84	23	68	3	181	1.23	.429

**PROFESSIONAL CAREER:**

- Began his pro career with Vancouver (A-Short) after signing as a Minor League Free Agent during the previous offseason.
- Made his only professional start while with the Canadians in 2014, making a total of 24 appearances for the team.
- Was named a Northwest League midseason All-Star in 2014.
- Recorded his first career professional victory on 4/15/15 with Lansing @ Great Lakes - 0.1 IP, 0 H, 0 R/ER, 0 BB, 0 SO.
- Selected as a 2015 Midwest League midseason All-Star.
- Made his Triple-A debut in 2017 with the Bisons, called upon in four relief appearances.
- Also made 32 relief appearances with New Hampshire, did not suffer a loss in his first Double-A season.



# JONATHAN DAVIS OF

- **BATS/THROWS:** Right/Right
- **HEIGHT/WEIGHT:** 5'8" | 190
- **BORN:** 5/12/92 in Camden, AR
- **OPENING DAY AGE:** 26
- **ACQUIRED:** 15th round of the 2013 First-Year Player Draft
- **MLB DEBUT:** Toronto, 9/5/18 vs. TB (26yrs old)

**2018 SEASON:**

- Started the season with 78 games in Double-A New Hampshire where he hit .302 (92-for-305) with 22-2B, 3-3B, 5-HR, 33-RBI and 19-SB.
- Was promoted to Buffalo in mid-July and made his Triple-A debut on July 13 (1-for-5, 2R, 1RBI, 1SB).
- Batted .249 (46-for-185) with 7-2B, 2-3B, 5-HR, 23-RBI and 7-SB over 46 games for the Bisons.
- Had contract selected on Sept. 4... Made his MLB debut on Sept. 5 vs. TB (0-for-3).
- Stole his 1st base as part of a double steal with Devon Travis on Sept. 11 at BOS.
- Collected his 1st MLB hit via a single in the 6th inning off David Price on Sept. 12 at BOS.
- On Sept. 25 vs. HOU, led off the opening inning with his 1st career double.

## JONATHAN DAVIS CAREER STATISTICS

Year	Club	ORG	AVG	G	AB	R	H	2B	3B	HR	RBI	BB	IBB	SO	SB	CS	OBP	SLG	GOPS	SF	SH	HBP
2013	Bluefield	TOR	.238	43	130	21	31	11	3	2	14	14	1	26	4	2	.346	.415	.761	1	2	8
2014	GCL Blue Jays	TOR	.000	1	3	0	0	0	0	0	0	0	0	0	0	0	.000	.000	.000	0	0	0
2014	Vancouver	TOR	.216	27	88	14	19	4	4	1	10	6	0	26	7	1	.271	.386	.657	1	6	1
2015	Lansing	TOR	.408	13	49	13	20	2	1	2	8	7	0	7	6	1	.482	.612	1.094	0	2	0
2015	Dunedin	TOR	.230	47	161	22	37	15	0	1	14	10	0	34	5	6	.288	.342	.630	2	1	4
2016	Dunedin	TOR	.252	120	417	74	105	21	8	14	54	70	1	111	33	6	.376	.441	.817	6	7	17
2017	New Hampshire	TOR	.249	128	446	75	111	20	4	10	45	69	0	110	20	14	.361	.379	.740	6	11	13
2018	New Hampshire	TOR	.302	78	305	68	92	22	3	5	33	35	0	53	19	3	.388	.443	.831	5	2	11
2018	Buffalo	TOR	.249	46	185	26	46	7	2	5	23	12	0	41	7	1	.308	.389	.697	0	1	4
<b>2018</b>	<b>TORONTO</b>	<b>TOR</b>	<b>.200</b>	<b>20</b>	<b>25</b>	<b>3</b>	<b>5</b>	<b>1</b>	<b>0</b>	<b>0</b>	<b>0</b>	<b>1</b>	<b>0</b>	<b>6</b>	<b>3</b>	<b>0</b>	<b>.259</b>	<b>.240</b>	<b>.499</b>	<b>0</b>	<b>0</b>	<b>1</b>
	Minor Totals		.258	503	1784	313	461	102	25	40	201	223	2	408	101	34	.356	.411	.767	21	32	58
	<b>MAJOR TOTALS</b>		<b>.200</b>	<b>20</b>	<b>25</b>	<b>3</b>	<b>5</b>	<b>1</b>	<b>0</b>	<b>0</b>	<b>0</b>	<b>1</b>	<b>0</b>	<b>6</b>	<b>3</b>	<b>0</b>	<b>.259</b>	<b>.240</b>	<b>.499</b>	<b>0</b>	<b>0</b>	<b>1</b>

**PROFESSIONAL CAREER:**

- Is a brother-in-law to Anthony Alford.
- Played 43 games for Rookie-level Bluefield in his first professional season (2013) where he hit .238.
- Batted .216 over 27 contests for Class-A (short) Vancouver in 2014 and stole seven bases in eight attempts.
- Started 2015 with Class-A Lansing and batted .408 (20-for-49) in 13 games before a promotion to Advanced-A Dunedin in May...Hit .230 for Dunedin with 15 doubles and a home run over 47 games while posting a 1.000 fielding percentage.
- Spent the entire 2016 season with Dunedin... Batted .252 with a career-best 21 doubles, eight triples and 14 home runs (.817 OPS)...Stole 33 bases (39 attempts) to lead the team and rank T-2nd in the Florida State League (Jorge Mateo-36).
- Was named an Organizational All-Star by MiLB.com at the end of the 2016 campaign.
- Played the full 2017 season with the Double-A New Hampshire Fisher Cats.
- Finished the season with a team-best 20 stolen bases (34 attempts) while registering a .249 average in 128 games.
- Led the club with 69 walks, 20 more than any other Fisher Cat.
- Played in the 2017 Arizona Fall League for the Peoria Javelinas and hit .295 (23-for-78) with six doubles, a home run and seven stolen bases.



# SANTIAGO ESPINAL INF

- **BATS/THROWS:** Right/Right
- **HEIGHT/WEIGHT:** 5'10" | 175
- **BORN:** 11/13/94 in Santo Domingo, Dominican Republic
- **OPENING DAY AGE:** 24
- **ACQUIRED:** Trade with Boston, 6/28/18
- **ORIGINALLY:** 10th round of the 2016 First-Year Player Draft (BOS)
- **MLB DEBUT:** N/A

**2018 SEASON:**

- Started the year with Advanced-A Salem.
- Hit .313 with 15 doubles, three triples and seven home runs over 65 games for Salem.
- Was named a Mid-Season All-Star.
- Played 17 games for the D-Jays and slashed .262/.333/.431 with six extra-base hits.
- Wrapped up his season playing in 42 contests for Double-A New Hampshire.
- Hit .286 (42-for-147) for the Fisher Cats, including nine doubles, a pair of triples, a homer and 20 RBI.
- Recorded four singles, two runs and two walks over five postseason games for New Hampshire.
- Played in 15 games for the Surprise Saguaros in the Arizona Fall League, batting .250 (14-for-56) with three doubles, a triple and four RBI.

## SANTIAGO ESPINAL CAREER STATISTICS

Year	Club	ORG	AVG	G	AB	R	H	2B	3B	HR	RBI	BB	IBB	SO	SB	CS	OBP	SLG	OPS	SF	SH	HBP
2016	GCL Red Sox	BOS	.244	26	86	8	21	2	0	0	10	10	0	11	1	0	.330	.267	.597	0	2	1
2017	Greenville	BOS	.280	123	492	64	138	18	4	4	46	39	0	67	20	6	.334	.358	.692	5	5	3
2018	Salem	BOS	.313	65	256	53	80	15	3	7	32	18	1	35	9	1	.363	.477	.840	3	0	4
2018	Dunedin	TOR	.262	17	65	9	17	3	1	2	8	6	0	10	0	3	.333	.431	.764	0	1	1
2018	New Hampshire	TOR	.286	42	147	17	42	9	2	1	20	14	0	22	2	1	.354	.395	.749	1	0	2
	Minor Totals		.285	273	1046	151	298	47	10	14	116	87	1	145	32	11	.343	.389	.733	9	8	11

**PROFESSIONAL CAREER:**

- Began his pro career with the GCL Red Sox in 2016 and batted .244 over 26 games.
- Connected for 18 doubles, four triples and four homers while hitting .333 for Class-A Greenville in 2017.
- Among South Atlantic League batters in 2017, ranked 2nd in hits (138) and 10th in average (.280).
- Spent time in the Dominican Winter League with the Estrellas de Oriente, going 1-for-6 with a walk in five games.



# ROEMON FIELDS OF

- **BATS/THROWS:** Left/Left
- **HEIGHT/WEIGHT:** 5'11" | 180
- **BORN:** 11/28/90 in Seattle, WA
- **OPENING DAY AGE:** 29
  
- **ACQUIRED:** Free agent, 8/27/13
  
- **MLB DEBUT:** N/A

**2018 SEASON:**

- Led the Bisons in stolen bases with 25.
- Now sits in second place in the Bisons modern era with 70 career stolen bases.
- Collected a 10-game hitting streak from 6/22 to 7/2...hitting .308 (12-39) over that stretch.
- Recorded a three stolen base game against Lehigh Valley on 7/13.
- Appeared in a total of 100 games for the Bisons.

## ROEMON FIELDS CAREER STATISTICS

Year	Team	ORG	AVG	G	AB	R	H	2B	3B	HR	RBI	BB	IBB	SO	SB	CS	OBP	SLG	OPS	SF	SAC	HBP	GDP
2014	Vancouver	TOR	.269	72	294	64	79	13	4	1	26	27	0	61	48	9	.338	.350	.688	2	0	5	3
2015	Dunedin	TOR	.269	66	264	34	71	10	4	1	21	16	1	52	21	9	.312	.348	.660	1	5	1	3
2015	Buffalo	TOR	.217	6	23	1	5	1	0	0	1	3	0	4	2	0	.308	.261	.569	0	1	0	2
2015	New Hampshire	TOR	.257	49	202	28	52	2	1	1	11	18	0	34	23	5	.321	.292	.613	0	4	1	2
2016	New Hampshire	TOR	.227	130	497	65	113	12	5	4	32	45	0	98	44	16	.295	.296	.591	1	10	3	6
2017	New Hampshire	TOR	.237	16	59	7	14	2	1	0	5	3	0	9	7	0	.274	.305	.579	0	0	0	1
2017	Buffalo	TOR	.291	103	347	49	101	11	5	0	29	32	1	65	43	14	.355	.352	.707	1	5	3	6
2018	Buffalo	TOR	.238	100	328	41	78	10	3	2	27	29	1	80	25	16	.307	.305	.612	3	2	5	3
<b>Minor League Totals</b>			<b>.258</b>	<b>542</b>	<b>2014</b>	<b>289</b>	<b>513</b>	<b>61</b>	<b>23</b>	<b>9</b>	<b>152</b>	<b>173</b>	<b>3</b>	<b>403</b>	<b>213</b>	<b>69</b>	<b>.255</b>	<b>.318</b>	<b>.639</b>	<b>8</b>	<b>27</b>	<b>18</b>	<b>26</b>

**PROFESSIONAL CAREER:**

- In his first pro season (2014), became the fastest player in Class-A (short) Vancouver Canadians history to steal 20 bases, doing so in just 25 games...Ended up with a Northwest League-best 48 steals (16 more than any other player) in 57 attempts while hitting .269 over 72 games.
- Was assigned to Advanced-A Dunedin to begin the 2015 season...There he hit .269 with 21 steals in 66 games...Was promoted to Double-A New Hampshire on June 25 and collected 12 hits in his first six games...Made a six-game stint with Triple-A Buffalo in August and went 5-for-23 (.217)...Across all three levels, stole 46 bags in 60 attempts (76.7%).
- After the 2015 season, played for Salt River in the Arizona Fall League...Hit .253 (20-for-29) with two doubles, three triples and 14 steals in 23 games.
- Played solely for New Hampshire in 2016...Batted .227 with 12 doubles, five triples and a career-high four home runs across 130 contests...Stole 44 bases, 2nd most in the Eastern League.
- Has stolen 213 bases in 282 attempts (75.5%) across 542 career games.
- Was named the Bisons team Most Valuable Player in 2017.
- Led the International League with 43 stolen bases...the most in a single season in the team's modern era, and 8th highest in the Bisons' 133-year history.



# SAM GAVIGLIO

**RHP**

- **BATS/THROWS:** Right/Right
- **HEIGHT/WEIGHT:** 6'2" | 205
- **BORN:** 5/22/90 in Ashland, OR
- **OPENING DAY AGE:** 28
- **ACQUIRED:** Trade with Kansas City, 3/21/18
- **ORIGINALLY:** 5th round of the 2011 Amateur Draft (STL)
- **MLB DEBUT:** Seattle, 5/11/17 vs. TOR (26yrs old)

**2018 SEASON:**

- Was acquired from the Royals in exchange for a Player To Be Named Later on March 21 and assigned to Triple-A Buffalo to start the season.
- Posted a 1.86 ERA over five starts for the Bisons (29.0 IP, 21H, 6ER, 4HR, 4BB, 29K).
- Recalled from Buffalo on May 11 and earned the win in his Blue Jays debut that night vs. BOS... Threw 3.0 innings, his longest career outing as a reliever (1H, 3K).
- Made his 1st start for the Blue Jays on May 19 vs. OAK and tossed 5.1 scoreless innings (6H, 1BB, 6K).
- On May 25 at PHI, threw his 1st quality start as a Blue Jay... Hit his 1st extra-base hit - a double in the 2nd inning... Marked the 1st extra-base hit by a Blue Jays pitcher since May 18, 2017 when Marcus Stroman homered in Atlanta...
- Threw 7.0 scoreless innings on June 6 vs. NYY (3H, 3BB, 4K)... The 7.0 IP were a career high (6.1 on July 1, 2017 at LAA), as were his 104 pitches (102 on June 9, 2017 vs. TOR)...Had thrown 12.1 scoreless innings across his first two starts at home.
- Placed on the paternity list on June 19 and reinstated on June 22...Sam and his wife, Alaina, welcomed their first child, Livia, on June 19.
- Earned his 3rd win of the season on Aug. 21 vs. BAL, going 7.0 IP while giving up two runs on six hits for his 4th quality start (1BB, 7K)...

**SAM GAVIGLIO CAREER STATISTICS**

Year	Club	ORG	W-L	ERA	G	GS	CG	ShO	SV	IP	H	R	ER	HR	HB	BB	IBB	SO	WP	BK	OBA
2011	Batavia	STL	0-0	0.00	2	2	0	0	0	4.0	2	0	0	0	0	0	4	0	0		.143
2012	Quad Cities	STL	9-9	3.92	23	23	0	0	0	133.0	128	74	58	12	11	30	0	113	16	0	.247
2013	GCL Cardinals	STL	0-0	0.00	2	1	0	0	0	8.0	4	0	0	0	0	1	0	9	0	0	.143
2013	Palm Beach	STL	4-1	2.72	7	7	0	0	0	39.2	29	13	12	2	1	12	0	30	1	0	.207
2014	Springfield	STL	5-12	4.28	25	24	0	0	0	136.2	153	79	65	8	9	46	2	126	12	3	.284
2015	AZL Mariners	SEA	0-0	0.00	2	2	0	0	0	4.0	2	0	0	0	0	0	0	1	0	0	.143
2015	Tacoma	SEA	8-7	5.13	21	17	0	0	0	101.2	102	64	58	16	4	36	0	79	4	0	.257
2016	Jackson	SEA	5-5	4.15	18	17	0	0	0	102.0	104	51	47	7	1	22	0	73	3	0	.263
2016	Tacoma	SEA	3-2	3.71	10	9	1	1	0	63.0	59	29	26	7	1	14	0	50	2	0	.243
2017	Tacoma	SEA	3-6	3.88	13	13	1	0	0	72.0	72	35	31	5	5	12	0	57	1	0	.259
2017	SEATTLE	SEA	3-5	4.62	12	11	0	0	0	62.1	63	37	32	15	2	21	1	40	1	2	.270
2017	KANSAS CITY	KC	1-0	3.00	4	2	0	0	0	12.0	13	4	4	1	1	5	0	9	0	0	.271
2018	Buffalo (INT)	TOR	0-0	1.86	5	5	0	0	0	29.0	21	6	6	4	1	4	0	29	0	0	.206
2018	TORONTO (AL)	TOR	3-10	5.31	26	24	0	0	0	123.2	140	77	73	21	4	38	1	105	6	2	.281
	Minor Totals		37-42	3.94	128	120	2	1	0	693.0	676	351	303	61	33	177	2	571	39	3	.253
	MAJOR TOTALS		7-15	4.95	42	37	0	0	0	198.0	216	118	109	37	7	64	2	154	7	4	.277

**PROFESSIONAL CAREER:**

- Selected by the St. Louis Cardinals in the 5th round of the 2011 First-Year Player Draft
- Acquired by the Seattle Mariners from the St. Louis Cardinals in exchange for INF Ty Kelly on Nov. 20, 2014
- Claimed by the Kansas City Royals off waivers on Sept. 1, 2017
- Spent the entire 2014 season at Double-A Springfield where he went 5-12 with a 4.28 ERA (65 ER/136.2 IP)...Ranked 3rd in the Texas League with 162 strikeouts.
- Spent most of the 2015 campaign with Triple-A Tacoma where he posted an 8-7 record with a 5.13 ERA
- Pitched his 1st career professional complete game and shutout on Aug. 8, 2016 vs. Sacramento (9.0 IP, 4H, 1BB, 6K).
- Made his MLB debut with Seattle on May 11, 2017 at Toronto, allowing a solo home run (Justin Smoak) in 2.0 innings of relief (2H, 4K).
- Made his 1st Major League start on May 18 vs. the White Sox, allowing three hits and one walk in 5.0 scoreless innings.





# JAVY GUERRA

**RHP**

- **BATS/THROWS:** Right/Right
- **HEIGHT/WEIGHT:** 6'1" | 216
- **BORN:** 10/31/85 in Denton, TX
- **OPENING DAY AGE:** 33

• **ACQUIRED:** Free Agent on 1/10/19

• **MLB DEBUT:** LA Dodgers, 5/15/11 vs. ARI (26yrs old)

**2018 SEASON:**

- Began his campaign with Triple-A New Orleans where he went 3-0 without allowing an earned run over 16.2 innings.
- Held opponents to a .161 average (9-for-56) and went 5-for-6 in save opportunities for the Baby Cakes.
- Had his contract selected by Miami on July 9 and spent the rest of the season with the Marlins.
- Made 32 appearances from July 9 to the end of the season, tied for 13th most in the NL over that time.
- Stranded 15 of his 20 inherited runners (75.0%).
- Left all three inherited runners on base and picked up the save on Aug. 6 vs. STL, his first MLB save since Sept. 27, 2014.

## JAVY GUERRA CAREER STATISTICS

Year Club	ORG	W-L	ERA	G	GS	CG	ShO	SV	IP	H	R	ER	HR	HB	BB	IBB	SO	WP	BK	OBA
2004 GCL Dodgers	LAD	4-1	3.38	11	9	0	0	0	40.0	31	18	15	3	3	19	0	36	9	0	.214
2005 Columbus	LAD	2-5	4.96	11	11	0	0	0	52.2	51	35	29	3	10	23	0	40	2	1	.249
2006 GCL Dodgers	LAD	0-1	4.15	4	4	0	0	0	8.2	10	4	4	0	0	4	0	11	1	0	.278
2006 Ogden	LAD	1-3	4.82	7	7	0	0	0	28.0	37	18	15	1	4	20	0	22	6	0	.330
2007 Inland Empire	LAD	6-9	6.27	27	24	0	0	1	117.2	139	98	82	10	14	80	0	121	16	0	.296
2008 Inland Empire	LAD	5-4	4.07	31	3	0	0	2	66.1	68	34	30	0	4	44	0	63	5	0	.262
2009 Great Lakes	LAD	3-1	1.54	28	0	0	0	16	41.0	23	7	7	1	1	15	3	55	8	0	.161
2009 Chattanooga	LAD	3-1	4.13	23	0	0	0	0	28.1	32	15	13	2	0	16	0	29	2	0	.291
2010 AZL Dodgers	LAD	0-1	4.50	2	0	0	0	0	2.0	2	1	1	1	1	0	0	3	0	0	.250
2010 Chattanooga	LAD	2-0	2.33	28	0	0	0	5	27.0	24	12	7	1	1	22	2	27	5	0	.240
2011 Chattanooga	LAD	1-0	1.06	14	0	0	0	3	17.0	8	2	2	1	0	5	0	15	3	0	.145
<b>2011 LOS ANGELES</b>	<b>LAD</b>	<b>2-2</b>	<b>2.31</b>	<b>47</b>	<b>0</b>	<b>0</b>	<b>0</b>	<b>21</b>	<b>46.2</b>	<b>37</b>	<b>12</b>	<b>12</b>	<b>2</b>	<b>3</b>	<b>18</b>	<b>1</b>	<b>38</b>	<b>2</b>	<b>0</b>	<b>.218</b>
2012 Rancho Cucamonga	LAD	0-0	4.50	2	2	0	0	0	2.0	1	1	1	0	0	0	1	0	0	0	.125
2012 Albuquerque	LAD	0-0	8.31	3	0	0	0	0	4.1	7	4	4	0	0	1	0	3	0	0	.368
<b>2012 LOS ANGELES</b>	<b>LAD</b>	<b>2-3</b>	<b>2.60</b>	<b>45</b>	<b>0</b>	<b>0</b>	<b>0</b>	<b>8</b>	<b>45.0</b>	<b>44</b>	<b>13</b>	<b>13</b>	<b>1</b>	<b>1</b>	<b>23</b>	<b>5</b>	<b>37</b>	<b>1</b>	<b>0</b>	<b>.265</b>
2013 AZL Dodgers	LAD	0-0	0.00	1	1	0	0	0	3.0	1	0	0	0	0	0	0	2	0	0	.100
2013 Albuquerque	LAD	0-4	3.66	27	4	0	0	12	39.1	46	18	16	6	2	14	0	36	3	0	.301
<b>2013 LOS ANGELES</b>	<b>LAD</b>	<b>0-0</b>	<b>6.75</b>	<b>9</b>	<b>0</b>	<b>0</b>	<b>0</b>	<b>0</b>	<b>10.2</b>	<b>15</b>	<b>9</b>	<b>8</b>	<b>1</b>	<b>1</b>	<b>6</b>	<b>0</b>	<b>12</b>	<b>0</b>	<b>0</b>	<b>.319</b>
2014 Charlotte	CHW	1-1	2.33	14	0	0	0	3	19.1	19	8	5	1	2	8	0	11	4	0	.271
<b>2014 CHICAGO</b>	<b>CHW</b>	<b>2-4</b>	<b>2.91</b>	<b>42</b>	<b>0</b>	<b>0</b>	<b>0</b>	<b>1</b>	<b>46.1</b>	<b>41</b>	<b>15</b>	<b>15</b>	<b>3</b>	<b>5</b>	<b>20</b>	<b>5</b>	<b>38</b>	<b>2</b>	<b>0</b>	<b>.246</b>
2015 Charlotte	CHW	0-0	17.18	4	0	0	0	0	3.2	8	7	7	1	0	1	0	4	1	0	.421
<b>2015 CHICAGO</b>	<b>CHW</b>	<b>0-0</b>	<b>0.00</b>	<b>3</b>	<b>0</b>	<b>0</b>	<b>0</b>	<b>0</b>	<b>1.2</b>	<b>2</b>	<b>0</b>	<b>0</b>	<b>0</b>	<b>0</b>	<b>1</b>	<b>0</b>	<b>0</b>	<b>0</b>	<b>0</b>	<b>.333</b>
2016 Salt Lake	LAA	3-2	4.35	43	1	0	0	12	51.2	48	30	25	5	0	31	0	57	5	0	.239
<b>2016 LOS ANGELES</b>	<b>LAA</b>	<b>0-0</b>	<b>5.68</b>	<b>7</b>	<b>0</b>	<b>0</b>	<b>0</b>	<b>0</b>	<b>6.1</b>	<b>5</b>	<b>4</b>	<b>4</b>	<b>1</b>	<b>1</b>	<b>7</b>	<b>1</b>	<b>4</b>	<b>1</b>	<b>0</b>	<b>.227</b>
2017 New Orleans	MIA	2-4	4.70	35	0	0	0	2	51.2	46	29	27	7	0	21	2	44	3	0	.242
<b>2017 MIAMI</b>	<b>MIA</b>	<b>1-1</b>	<b>3.00</b>	<b>16</b>	<b>0</b>	<b>0</b>	<b>0</b>	<b>0</b>	<b>21.0</b>	<b>23</b>	<b>8</b>	<b>7</b>	<b>2</b>	<b>0</b>	<b>7</b>	<b>1</b>	<b>12</b>	<b>0</b>	<b>0</b>	<b>.288</b>
2018 New Orleans	MIA	3-0	0.00	12	0	0	0	5	16.2	9	1	0	0	0	3	0	24	1	0	.161
<b>2018 MIAMI</b>	<b>MIA</b>	<b>1-1</b>	<b>5.55</b>	<b>32</b>	<b>0</b>	<b>0</b>	<b>0</b>	<b>1</b>	<b>35.2</b>	<b>42</b>	<b>27</b>	<b>22</b>	<b>4</b>	<b>3</b>	<b>12</b>	<b>2</b>	<b>30</b>	<b>3</b>	<b>0</b>	<b>.292</b>
Minor Totals		36-37	4.21	327	66	0	0	61	620.1	610	342	290	43	42	327	7	604	74	1	.257
<b>MAJOR TOTALS</b>		<b>8-11</b>	<b>3.42</b>	<b>201</b>	<b>0</b>	<b>0</b>	<b>0</b>	<b>31</b>	<b>213.1</b>	<b>209</b>	<b>88</b>	<b>81</b>	<b>14</b>	<b>14</b>	<b>94</b>	<b>15</b>	<b>171</b>	<b>9</b>	<b>0</b>	<b>.261</b>

**PROFESSIONAL CAREER:**

- Selected by the Los Angeles Dodgers in the 4th round of the 2004 First-Year Player Draft
- Was a Midwest League Mid-Season All-Star in 2009, going 3-1 with 16 saves and a 1.54 ERA (7 ER/41.0 IP) in 28 games for Single-A Great Lakes prior to the All-Star break.
- Made his MLB debut on May 15, 2011 and threw a scoreless inning vs. ARI, including his 1st strikeout (Kelly Johnson).
- Earned his 1st save on May 24, 2011 at HOU.
- Picked up his 1st MLB win on June 4, 2011 at CIN.



# VLADIMIR GUERRERO JR. INF

- **BATS/THROWS:** Right/Right
- **HEIGHT/WEIGHT:** 6'2" | 250
- **BORN:** 3/16/99 in Montreal, QC
- **OPENING DAY AGE:** 20
- **ACQUIRED:** Free Agent on 7/2/15
- **MLB DEBUT:** N/A

## 2018 SEASON:

- Went 7-for-13 (.538) across four spring training games with the Major League squad, including a walk-off home run in Montreal vs. STL on March 27.
- Was assigned to Double-A New Hampshire to begin the season.
- Slashed .402/.449/.671 (94-for-234) across 61 games for the Fisher Cats, including 19 doubles, one triple, 14 home runs and 60 RBI.
- Named a MiLB Player of the Month for May.
- Landed on the DL with a strained patellar tendon in his left knee from June 7-July 16.
- Named a Eastern League Mid-Season All-Star.
- Promoted to Triple-A Buffalo on July 31 and walked three times while scoring twice and driving in a run in his Triple-A debut vs. Lehigh Valley.
- Homered in four straight games from Aug. 8-11.
- Over 30 games for the Bisons, hit .336 (37-for-110) with a .414 OBP (15BB, 10K).
- Hit .381 across his 95 Minor League games, 32 points better than the next qualified full-season player.
- Was named Player of the Week on three occasions (April 15-NH, May 6-NH, Aug. 12-BUF).
- At the end of the season, was named Baseball America Minor League Player of the Year, MiLB.com Organizational All-Star, Post-Season All-Star, and was dubbed as the minor's Top Third Baseman in MiLB.com's Toolshed 2018 edition.

## VLADIMIR GUERRERO JR. CAREER STATISTICS

Year	Club	ORG	AVG	G	AB	R	H	2B	3B	HR	RBI	BB	IBB	SO	SB	CS	SLG	OBP	OPS	SF	SH	HBP
2016	Bluefield	TOR	.271	62	236	32	64	12	3	8	46	33	1	35	15	5	.359	.449	.808	5	0	2
2017	Lansing	TOR	.316	71	269	53	85	21	1	7	45	40	2	34	6	2	.409	.480	.889	4	0	5
2017	Dunedin	TOR	.333	48	168	31	56	7	1	6	31	36	1	28	2	2	.450	.494	.944	3	0	2
2018	GCL Blue	TOR	.333	3	9	3	3	2	0	0	0	1	0	1	0	0	.400	.556	.956	0	0	0
2018	Dunedin	TOR	.500	1	4	1	2	1	0	0	2	0	0	0	0	0	.500	.750	1.250	0	0	0
2018	New Hampshire	TOR	.402	61	234	48	94	19	1	14	60	21	5	27	3	3	.449	.671	1.120	6	1	4
2018	Buffalo	TOR	.336	30	110	15	37	7	0	6	16	15	0	10	0	0	.414	.564	.978	2	0	1
Minor Totals			.331	276	1030	183	341	69	6	41	200	146	9	135	26	12	.414	.529	.943	20	1	14

## PROFESSIONAL CAREER:

- **Ranked as Toronto's #1 prospect by MLB Pipeline and Baseball America, in addition to the top prospect in baseball.**
- Played his first season of pro ball in 2016 for Rookie-level Bluefield where he slashed .271/.359/.449 over 62 games.
- Was named an MiLB.com Organizational All-Star, Appalachian League All-Star, and Baseball America Rookie All-Star at the end of the year.
- Started 2017 with Single-A Lansing.
- Over 71 contests for the Lugnuts, batted .316 with 21 doubles, a triple, seven home runs and 45 RBI while drawing 40 walks to go against just 34 strikeouts (.888 OPS).
- Was named a 2017 Mid-Season All-Star and was a Futures Game selection.
- Was promoted to Advanced-A Dunedin where he upped his average to .333 and his OPS to .944 across 48 games.
- Helped Dunedin to a Florida State League Championship (co-winners with Palm Beach Cardinals due to Hurricane Irma).
- After his 2017 campaign, was named a Baseball America Minor League All-Star, Baseball America Low Class-A All-Star, MiLB.com Organizational All-Star and MiLB Post-Season All-Star.



# ZACH JACKSON

**RHP**

- **BATS/THROWS:** Right/Right
- **HEIGHT/WEIGHT:** 6'4" | 230
- **BORN:** 12/25/94 in Tulsa, OK
- **OPENING DAY AGE:** 24
  
- **ACQUIRED:** 3rd round of the 2016 First-Year Player Draft
  
- **MLB DEBUT:** N/A

**2018 SEASON:**

- Played the entire season with Double-A New Hampshire, his highest level of ball to date.
- Set personal highs in games played (43), innings pitched (62.0) and strikeouts (75).
- Posted a 2.47 ERA for the second consecutive season while recording a career-best .142 opponents' batting average.
- Played for the Surprise Saguaros in the Arizona Fall League and recorded 17 strikeouts over 13.1 innings (4.05 ERA).

## ZACH JACKSON CAREER STATISTICS

Year	Club	ORG	W-L	ERA	G	GS	CG	ShO	SV	IP	H	R	ER	HR	HB	BB	IBB	SO	WP	BK	OBA
2016	GCL Blue Jays	TOR	0-0	0.00	1	0	0	0	0	1.0	1	0	0	0	0	0	0	0	0	0	.333
2016	Vancouver	TOR	1-1	3.57	13	0	0	0	0	17.2	13	8	7	0	0	12	0	23	1	0	.206
2017	Lansing	TOR	1-0	3.15	15	0	0	0	1	20.0	13	7	7	2	1	8	0	25	3	0	.181
2017	Dunedin	TOR	1-2	2.03	27	0	0	0	4	31.0	19	7	7	0	0	18	0	43	6	0	.171
2018	New Hampshire	TOR	2-3	2.47	43	0	0	0	2	62.0	29	20	17	2	0	51	3	75	5	0	.142
Minor Totals			5-6	2.60	99	0	0	0	7	131.2	75	42	38	4	1	89	3	166	15	0	.166

**PROFESSIONAL CAREER:**

- Went on to play three seasons at the University of Arkansas...In his sophomore year (2015), went 5-1 with a 2.10 ERA and 89 strikeouts in 60.0 innings... Was named to the Southeastern Conference All-Conference Team.
- Played one game for the GCL Blue Jays after signing with Toronto in July of 2016.
- Then joined Class-A (short) Vancouver for 13 appearances to close out his 2016 season... Went 1-1 for the Canadians while recording a .206 OBA and a 3.57 ERA.
- Started his 2017 season with 15 games for Class-A Lansing... Struck out 25 batters over 20.0 innings.
- Was promoted to Advanced-A Dunedin for the remainder of the 2017 season.
- Posted a 2.03 ERA and a .171 opponents' batting average across 27 outings for the D-Jays while striking out 43 batters in 31.0 innings of work.



# REESE MCGUIRE

C

- **BATS/THROWS:** Left/Right
- **HEIGHT/WEIGHT:** 5'11" | 210
- **BORN:** 3/2/95 in Seattle, WA
- **OPENING DAY AGE:** 24
- **ACQUIRED:** Trade with Pittsburgh, 8/1/16
- **ORIGINALLY:** 1st round (14th overall) of the 2013 FYPD (PIT)
- **MLB DEBUT:** Toronto, 9/6/18 vs. CLE (23yrs. old)

**2018 SEASON:**

- Batted .290 (9-for-31) with three doubles, two homers and four RBI in his 14 games with the Blue Jays.
- Called up to Toronto on Sept. 6... Made his MLB debut that night vs. CLE (1-for-4, 2B, K)... Doubled off Dan Otero in the 9th inning for his 1st MLB hit.
- Stole his 1st base on Sept. 9 vs. CLE.
- Collected his 1st RBI on Sept. 16 at NYY and went 2-for-4 for his 1st multi-hit game.
- Knocked a solo shot off Cionel Perez for his 1st career home run on Sept. 26 vs. HOU.
- Hit a pinch-hit home run on Sept. 29 at TB, the 3rd by a Blue Jay in 2018 and the 11th all-time by a Toronto rookie (last: Yan Gomes on June 11, 2012 vs. WAS).

## REESE MCGUIRE CAREER STATISTICS

Year	Club	ORG	AVG	G	AB	R	H	2B	3B	HR	RBI	BB	IBB	SO	SB	CS	OBP	SLG	OPS	SF	SH	HBP
2013	GCL Pirates	PIT	.330	46	176	30	58	11	0	0	21	15	2	18	5	1	.388	.392	.780	2	2	3
2013	Jamestown	PIT	.250	4	16	3	4	0	0	0	1	0	1	1	0		.294	.250	.544	0	0	0
2014	West Virginia	PIT	.262	98	389	46	102	11	4	3	45	24	0	44	7	2	.307	.334	.641	6	4	4
2015	Bradenton	PIT	.254	98	374	32	95	15	0	0	34	26	1	39	14	7	.301	.294	.595	4	6	1
2016	Altoona	PIT	.259	77	266	29	69	16	2	1	37	29	0	26	4	4	.337	.346	.683	2	4	3
2016	New Hampshire	TOR	.226	15	53	5	12	2	0	0	5	7	0	8	2	2	.328	.264	.592	0	0	1
2017	GCL Blue Jays	TOR	.409	8	22	4	9	2	0	0	7	3	0	1	0	1	.462	.500	.962	1	0	0
2017	Dunedin	TOR	.250	3	12	1	3	1	0	0	1	1	0	2	0	0	.308	.333	.641	0	0	0
2017	New Hampshire	TOR	.278	34	115	19	32	5	1	6	20	16	1	19	2	1	.366	.496	.862	2	2	1
2018	Buffalo	TOR	.233	96	322	31	75	9	2	7	37	33	0	77	3	2	.312	.339	.651	4	4	6
2018	<b>TORONTO</b>	<b>TOR</b>	<b>.290</b>	<b>14</b>	<b>31</b>	<b>5</b>	<b>9</b>	<b>3</b>	<b>0</b>	<b>2</b>	<b>4</b>	<b>2</b>	<b>0</b>	<b>9</b>	<b>1</b>	<b>0</b>	<b>.333</b>	<b>.581</b>	<b>.914</b>	<b>0</b>	<b>0</b>	<b>0</b>
	Minor Totals		.263	479	1745	200	459	72	9	17	207	155	4	235	38	20	.326	.344	.670	21	22	19
	<b>MAJOR TOTALS</b>		<b>.290</b>	<b>14</b>	<b>31</b>	<b>5</b>	<b>9</b>	<b>3</b>	<b>0</b>	<b>2</b>	<b>4</b>	<b>2</b>	<b>0</b>	<b>9</b>	<b>1</b>	<b>0</b>	<b>.333</b>	<b>.581</b>	<b>.914</b>	<b>0</b>	<b>0</b>	<b>0</b>

**PROFESSIONAL CAREER:**

- Made his professional debut on July 4, 2013 against the GCL Tigers, going 4-for-5 with a pair of doubles and three RBI.
- Was named the Gulf Coast's Player of the Month in August of 2013 after hitting .369 with nine doubles and 12 RBI in 21 games...Was selected to the post-season GCL All-Star team.
- Spent the entire 2014 campaign with Class-A West Virginia, where he was named to the South Atlantic League's Mid-Season All-Star team...Threw out a league-leading 49 runners attempting to steal against him.
- Spent the entire 2015 campaign with Advanced-A Bradenton, where he was named to the Florida State League's Mid-Season All-Star team...Threw out 27 of the 107 runners (25%) attempting to steal against him.
- Was rated by Baseball America as Pittsburgh's "Best Defensive Catcher" in the publication's "Best Tools" edition at the end of the 2015 campaign.
- Was limited to just 15 games for New Hampshire following his trade on Aug. 1, 2016 from Pittsburgh due to injury (on DL from Aug. 12-22).
- Was named a 2016 Organizational All-Star by MiLB.com.
- Was ranked as the 6th-best catching prospect by MLB.com entering 2017.
- Missed two months on the 2017 season with a right-knee injury...Played rehab games for Bluefield (8G) and Dunedin (3G) to work his way back after he had surgery for a torn meniscus in May.
- Was named Eastern League Player of the Week for the week of Aug. 14-20...Hit .533 (8-for-15) with a double, three home runs, four RBI, two walks and a 1.200 slugging percentage in four games for the Fisher Cats.



# JULIAN MERRYWEATHER RHP

- **BATS/THROWS:** Right/Right
- **HEIGHT/WEIGHT:** 6'4" | 215
- **BORN:** 10/14/91 in Berkeley, CA
- **OPENING DAY AGE:** 27
  
- **ACQUIRED:** Trade with Cleveland, 10/5/18
- **ORIGINALLY:** 5th round of the 2014 Amateur Draft (CLE)
  
- **MLB DEBUT:** N/A

**2018 SEASON:**

- Suffered a right elbow UCL sprain in spring training.
- Underwent Tommy John surgery on March 9...Was operated on by Dr. Keith Meister.
- Was traded from the Indians to the Blue Jays on Oct. 5 as the Player To Be Named Later for their Aug. 31 acquisition of INF Josh Donaldson.

## JULIAN MERRYWEATHER CAREER STATISTICS

Year	Club	ORG	W-L	ERA	G	GS	CG	ShO	SV	IP	H	R	ER	HR	HB	BB	IBB	SO	WP	BK	OBA
2014	Mahoning Valley	CLE	1-2	3.66	13	12	0	0	0	46.2	47	22	19	2	3	13	0	35	3	1	.260
2015	Lake County	CLE	2-3	4.08	21	4	0	0	1	70.2	89	40	32	6	4	12	1	69	4	1	.299
2016	Lynchburg	CLE	8-2	1.03	11	11	0	0	0	61.0	47	14	7	4	1	15	0	58	6	0	.210
2016	Akron	CLE	5-4	3.89	13	13	0	0	0	74.0	75	42	32	6	3	17	0	61	8	0	.255
2017	Akron	CLE	4-2	3.38	9	9	0	0	0	50.2	37	21	19	3	5	10	0	52	3	1	.196
2017	Columbus	CLE	3-7	6.58	16	16	0	0	0	78.0	105	58	57	13	6	25	0	76	2	1	.327
2018	Did not play due to injury																				
Minor Totals			23-20	3.92	83	65	0	0	1	381.0	400	197	166	34	22	92	1	351	26	4	.265

**PROFESSIONAL CAREER:**

- Began his pro career in 2014 with 13 games (12 starts) for Class-A (short) Mahoning Valley where he went 1-2 with a 3.66 ERA.
- Played his entire 2015 season with Class-A Lake County.
- Made four starts while appearing in 21 games, going 2-3 with a 4.08 ERA and 69 strikeouts in 70.2 innings along the way.
- Started 2016 with Advanced-A Lynchburg.
- Went 8-2 with a 1.03 ERA and a .210 opponents' batting average across 11 starts for the Hillcats.
- Claimed Carolina League Pitcher of the Week on May 15 after going 2-0 with a 0.71 ERA (1 ER/12.2 IP) in two starts.
- Was named a 2016 Mid-Season All-Star.
- Earned a promotion to Double-A Akron on June 26 and made 13 starts for the RubberDucks.
- Posted a 3.89 ERA and a 5-4 record to round out his 2016 campaign.
- Went 4-2 with a 3.38 ERA for Akron to start 2017.
- Earned Eastern League Player of the Week on April 30, 2017 after going 2-0 with 11 strikeouts and a 1.42 ERA (2 ER/11.2 IP).
- Was promoted to Triple-A Columbus on May 29.
- Tossed 8.0 scoreless innings in his Triple-A debut on May 30 at Scranton/Wilkes-Barre (4H, 0BB, 8K).
- Over 16 starts for the Clippers, posted a 6.58 ERA with a 3-7 record.



# SHAWN MORIMANDO LHP

- **BATS/THROWS:** Left/Left
- **HEIGHT/WEIGHT:** 6'0" | 206
- **BORN:** 11/20/92 in Canadagua, NY
- **OPENING DAY AGE:** 26
- **ACQUIRED:** Free Agent on 7/9/18
- **MLB DEBUT:** Cleveland, 7/2/16 vs. TB (23yrs old)

**2018 SEASON:**

- Started the season with Triple-A Columbus and went 1-3 with a 7.03 ERA across five starts.
- Was placed on the DL on May 1 and later released on July 1.
- Signed a Minor League contract with the Blue Jays on July 9 and was placed on the DL until Aug. 18.
- Made four rehab starts with the GCL Blue Jays and allowed just one run over 7.0 innings.
- Joined Triple-A Buffalo for his last four starts of the season.
- Went 1-3 with a 4.50 ERA for the Bisons to close out his 2018 campaign.

## SHAWN MORIMANDO CAREER STATISTICS

Year	Club	ORG	W-L	ERA	G	GS	CG	ShO	SV	IP	H	R	ER	HR	HB	BB	IBB	SO	WP	BK	OBA	
2011	AZL Indians	CLE	0-0	3.00	3	0	0	0	0	6.0	5	3	2	0	0	2	0	8	0	0	.227	
2012	Lake County	CLE	7-6	3.59	22	22	1	0	0	110.1	96	51	44	11	5	52	0	69	15	5	.239	
2013	Carolina	CLE	8-13	3.73	27	27	1	0	0	135.0	115	68	56	8	3	76	0	102	6	3	.231	
2014	Carolina	CLE	8-3	2.99	18	18	0	0	0	96.1	72	42	32	7	3	35	0	70	4	2	.203	
2014	Akron	CLE	2-6	3.83	10	10	0	0	0	56.1	63	31	24	2	0	17	0	38	4	0	.281	
2015	Akron	CLE	10-12	3.18	28	28	0	0	0	158.2	139	62	56	9	1	65	0	128	7	0	.240	
2016	Akron	CLE	10-3	3.09	16	16	0	0	0	93.1	77	34	32	5	3	36	0	73	3	0	.225	
2016	Columbus	CLE	5-2	3.51	11	11	0	0	0	59.0	64	26	23	5	2	21	0	46	1	0	.281	
2016	CLEVELAND	CLE	0-0	11.57	2	0	0	0	0	4.2	9	6	6	2	0	5	0	5	0	0	.409	
2017	Columbus	CLE	10-9	4.41	26	26	4	3	0	159.1	177	91	78	22	4	57	2	128	2	0	.281	
2018	Columbus	CLE	1-3	7.03	5	5	0	0	0	24.1	44	22	19	1	1	10	0	11	0	0	.396	
2018	GCL Blue Jays	TOR	0-0	1.29	4	4	0	0	0	7.0	6	1	1	0	0	1	0	10	1	0	.222	
2018	Buffalo	TOR	1-3	4.50	4	4	0	0	0	20.0	21	11	10	5	0	2	0	11	0	0	.259	
Minor Totals				62-60	3.67	174	171	6	3	0	925.2	879	442	377	75	22	374	2	694	43	10	.251
MAJORTOTALS				0-0	11.57	2	0	0	0	0	4.2	9	6	6	2	0	5	0	5	0	0	.409

**PROFESSIONAL CAREER:**

- Played his first full season of pro ball in 2012 with Class-A Lake County and went 7-6 with a 3.59 ERA over 22 starts.
- Strung together 18.0 consecutive scoreless innings across three starts from May 24-June 3, 2013 and was named Carolina League Pitcher of the Week.
- Split 2014 between Carolina and Double-A Akron, combining to go 10-9 with a 3.30 ERA.
- Stayed with the RubberDucks for his entire 2015 campaign.
- Among Eastern League pitchers that year, he finished tied for 1st in starts (28), tied for 5th in strikeouts (128), 7th in innings (158.2) and 9th in ERA (3.18) while limiting left-handed hitters to a .163 (23-for-141) batting average.
- Made his MLB debut on July 2, 2016 at TOR (3.2 IP, 6H, 2ER, 1BB, 4K), the day after the club's 19-inning marathon that necessitated several roster moves.
- His other Major League game came on Aug. 5 at NYY when appeared in one inning of relief (3H, 4ER, 4BB, 1K).
- At the end of the season, was named an Organizational All-Star by MiLB.com and was a Double-A Eastern League Mid-Season All-Star selection... Was also rated by Baseball America as having the best slider in the Indians organization.
- Was named International League Pitcher of the Week on two occasions in 2017 (June 18 and July 2).
- At the time of his September 1 recall to Cleveland, he led International League in innings (159.1), starts (tied with 26), complete games (4) and shutouts (3), and also ranked 7th in strikeouts (128) and tied for 7th in wins (10).
- Stayed with Cleveland for the rest of the season but did not appear in a game.



# PATRICK MURPHY RHP

- **BATS/THROWS:** Right/Right
- **HEIGHT/WEIGHT:** 6'4" | 220
- **BORN:** 6/10/95 in Chandler, AZ
- **OPENING DAY AGE:** 23
  
- **ACQUIRED:** 3rd round of the 2013 First-Year Player Draft
  
- **MLB DEBUT:** N/A

**2018 SEASON:**

- Played all but one of his games with Advanced-A Dunedin.
- Over 26 starts for the D-Jays, went 10-5 with a 2.64 ERA.
- Led the Florida State League in starts (26) and innings (146.2).
- Also ranked 2nd in the FSL in ERA (2.64), 2nd in strikeouts (135), 3rd in WHIP (1.20) and tied for 4th in wins (10).
- Was named Florida State League Pitcher of the Year.
- Made one start for Double-A New Hampshire, on May 27 vs. Hartford, and took a no-decision as he allowed two runs on four hits over 6.0 innings (3BB, 6K).
- Pitched his 1st career complete game on July 5 at Fort Myers (7.0 IP, 3H, 1ER, 1BB, 6K).
- At the end of the season, earned MiLB.com Organizational All-Star and Baseball America High Class-A All-Star honors.

**PATRICK MURPHY CAREER STATISTICS**

Year	Club	ORG	W-L	ERA	G	GS	CG	ShO	SV	IP	H	R	ER	HR	HB	BB	IBB	SO	WP	BK	OBA
2014	GCL Blue Jays	TOR	0-1	11.25	3	2	0	0	0	4.0	8	6	5	0	0	2	0	4	1	0	.400
2015			Did not play due to injury																		
2016	Vancouver	TOR	4-5	2.84	13	13	0	0	0	69.2	71	28	22	0	3	23	0	48	11	0	.264
2016	Lansing	TOR	0-1	4.29	8	2	0	0	2	21.0	24	12	10	3	1	14	0	20	1	1	.286
2017	GCL Blue Jays	TOR	1-0	0.00	3	2	0	0	0	9.0	7	0	0	0	0	1	0	15	1	0	.212
2017	Lansing	TOR	4-3	2.94	15	15	0	0	0	88.2	87	38	29	5	1	33	0	57	3	0	.263
2017	Dunedin	TOR	0-1	7.00	2	2	0	0	0	9.0	14	7	7	0	0	3	0	5	1	0	.368
2018	Dunedin	TOR	10-5	2.64	26	26	1	0	0	146.2	126	51	43	5	4	50	0	135	6	0	.233
2018	New Hampshire	TOR	0-0	3.00	1	1	0	0	0	6.0	4	2	2	0	0	3	0	6	0	0	.200
Minor Totals			19-16	3.00	71	63	1	0	2	354.0	341	144	118	13	9	129	0	290	24	1	.255

**PROFESSIONAL CAREER:**

- Pitched in three games (two starts) for the GCL Blue Jays in his first pro season as he came back from “Tommy John” surgery.
- Missed the 2015 season as he was recovering from thoracic outlet and ulnar nerve transposition surgeries.
- Made 13 starts for Class-A (short) Vancouver in 2016, going 4-5 with a 2.84 ERA.
- Moved to Class-A Lansing for eight games (two starts) to round out his 2016 campaign and posted a 4.29 ERA while recording 20 strikeouts over 21.0 innings.
- Started 2017 with Lansing and landed on the DL twice throughout the season.
- Posted a 2.94 ERA and a 4-3 record over 15 starts for the Lugnuts.
- Was promoted to Advanced-A Dunedin for a pair of starts at the end of August and went 0-1 with a 7.00 ERA.



# THOMAS PANNONE

**LHP**

- **BATS/THROWS:** Left/Left
- **HEIGHT/WEIGHT:** 6'0" | 200
- **BORN:** 4/28/94 in Crantson, RI
- **OPENING DAY AGE:** 24
- **ACQUIRED:** Trade with Cleveland on 7/31/17
- **ORIGINALLY:** 9rd round of the 2013 June Amateur Draft (CLE)
- **MLB DEBUT:** Toronto, 8/10/18 vs. Tampa Bay

**2018 SEASON:**

- Made three starts between Advanced-A Dunedin and Double-A New Hampshire en route to returning from a suspension...Went 0-1 with a 6.59 ERA (13.2IP, 18H, 10R/10ER, 6BB, 13K).
- Threw a career-high 8.0 innings for the Bisons on July 19 vs. Durham.
- Was recalled from Buffalo on Aug. 9.
- Made his MLB debut on Aug. 10 vs. TB as he took the mound in the 6th inning... Struck out the 1st batter he faced (Kevin Kiermaier)... Became the 25th player in team history to record a K against his 1st career batter faced (last: Luis Santos on Sept. 2, 2017).
- Made his 1st MLB start on Aug. 22 vs. BAL and carried a no-hitter into the 7th inning before giving up a leadoff single to Trey Mancini... Finished with 7.0 IP, 1H, 2BB, 3K and earned his 1st win...Became the 1st Blue Jay to throw 6+ innings of no-hit baseball in their premier MLB start...Was the 14th starter used by the Blue Jays in 2018, tying the franchise record set in 2017...

**THOMAS PANNONE CAREER STATISTICS**

Year	Club	ORG	W-L	ERA	G	GS	CG	ShO	SV	IP	H	R	ER	HR	HB	BB	IBB	SO	WP	BK	OBA
2013	AZL Indians	CLE	1-0	9.00	14	0	0	0	0	16.0	23	19	16	0	2	10	0	20	3	0	.338
2014	AZL Indians	CLE	5-0	3.20	11	7	0	0	0	45.0	32	24	16	1	3	24	0	62	8	0	.194
2015	Lake County	CLE	7-6	4.02	27	20	0	0	0	116.1	98	58	52	12	5	37	0	120	5	0	.231
2016	Lake County	CLE	5-5	3.02	17	17	0	0	0	89.1	73	33	30	7	4	25	1	84	2	0	.223
2016	Lynchburg	CLE	3-0	1.65	8	7	0	0	0	43.2	31	10	8	1	2	16	0	38	0	0	.200
2017	Lynchburg	CLE	2-0	0.00	5	5	0	0	0	27.2	10	1	0	0	0	7	0	39	0	0	.111
2017	Akron	CLE	6-1	2.62	14	14	1	0	0	82.1	67	27	24	5	3	21	1	81	4	0	.223
2017	New Hampshire	TOR	1-2	3.63	6	6	0	0	0	34.2	31	16	14	9	2	8	0	29	0	0	.237
2018	Dunedin	TOR	0-1	13.50	1	1	0	0	0	4.2	9	7	7	1	0	1	0	1	0	0	.450
2018	New Hampshire	TOR	0-0	3.00	2	2	0	0	0	9.0	9	3	3	1	0	5	0	12	0	0	.257
2018	Buffalo	TOR	0-3	4.91	6	6	0	0	0	36.2	40	21	20	8	1	7	0	40	0	0	.276
2018	<b>TORONTO</b>	<b>TOR</b>	<b>4-1</b>	<b>4.19</b>	<b>12</b>	<b>6</b>	<b>0</b>	<b>0</b>	<b>0</b>	<b>43.0</b>	<b>37</b>	<b>20</b>	<b>20</b>	<b>7</b>	<b>2</b>	<b>15</b>	<b>0</b>	<b>29</b>	<b>0</b>	<b>0</b>	<b>.231</b>
Minor Totals			30-18	3.38	111	85	1	0	0	505.1	423	219	190	45	22	161	2	526	22	0	.227
<b>MAJOR TOTALS</b>			<b>4-1</b>	<b>4.19</b>	<b>12</b>	<b>6</b>	<b>0</b>	<b>0</b>	<b>0</b>	<b>43.0</b>	<b>37</b>	<b>20</b>	<b>20</b>	<b>7</b>	<b>2</b>	<b>15</b>	<b>0</b>	<b>29</b>	<b>0</b>	<b>0</b>	<b>.231</b>

**PROFESSIONAL CAREER:**

- Started 2016 with Lake County and was named Pitcher of the Week on July 24, 2016.
- Was named a 2016 Midwest League Mid-Season All-Star... After posting a 3.02 ERA in 17 games exclusively as a starter.
- With Lynchburg in 2016, went 3-0 with a 1.65 ERA over eight games (seven starts) while recording 38 strikeouts in 43.2 innings.
- Started his 2017 campaign with Lynchburg, making four starts in April without allowing an earned run (20.2 IP, 7H, 7BB/31K) and was named Carolina League Player of the Month.
- Promoted to Double-A Akron after 27.2 scoreless innings over five starts for Lynchburg (10H, 7BB/39K).
- Threw 5.2 scoreless innings in his Double-A debut on May 8 vs. Trenton (3H, 3BB, 6K).
- Allowed his 1st earned run of the year on May 13 at Binghamton in the 2nd innning, ending his scoreless streak to begin the year at 34.2 innings... Earned the win in that seven-inning contest, which turned out to be the 1st complete game of his career.
- Named a 2017 Eastern League Mid-Season All-Star after posting a 2.54 ERA over 12 starts for Akron.
- Was then assigned to Double-A New Hampshire on Aug. 3...Made six starts for the Fisher Cats, going 1-2 with a 3.63 ERA.
- Finished 2017 with the Eastern League lead in WHIP (1.09) and the 2nd-best ERA (2.92).





# DAVID PAULINO

**RHP**

- **BATS/THROWS:** Right/Right
- **HEIGHT/WEIGHT:** 6'6" | 240
- **BORN:** 2/6/94 in Nizao, DR
- **OPENING DAY AGE:** 25
- **ACQUIRED:** Trade with Houston on 7/30/18
- **ORIGINALLY:** Free Agent on 10/28/10 (DET)
- **MLB DEBUT:** Houston, 9/8/16 at CLE (22yrs old)

**2018 SEASON:**

- Posted a 5.50 ERA over four starts for Triple-A Fresno (18.0 IP, 16H, 11 ER, 5BB, 23K)...Had a 3.00 ERA in three starts for the GCL Astros as part of a rehab assignment.
- Acquired from the Astros along with RHP Ken Giles and RHP Hector Perez in exchange for RHP Roberto Osuna on July 30.
- Was reinstated from the DL (right shoulder strain) and recalled to the Blue Jays on Sept. 5.
- Made his Blue Jays debut on Sept. 6 vs. CLE... Pitched a scoreless 8th inning while striking out two batters (1H).
- Collected his 1st win as a Blue Jay while pitching a scoreless 9th inning on Sept. 20 vs. TB (1.0 IP, 1K).
- Gave up only one earned run over his seven outings for Toronto while going 1-0 with a 1.35 ERA (6.2 IP, 6H, 2BB, 6K).

**DAVID PAULINO CAREER STATISTICS**

Year	Club	ORG	W-L	ERA	G	GS	CG	ShO	SV	IP	H	R	ER	HR	HB	BB	IBB	SO	WP	BK	OBA
2011	DSL Tigers	DET	0-1	0.00	8	7	0	0	0	15.0	8	4	0	0	4	7	0	14	0	0	.160
2012	GCL Tigers	DET	1-0	2.25	3	1	0	0	0	4.0	1	1	1	0	1	3	0	5	0	0	.083
2013	GCL Tigers	DET	2-1	2.70	4	4	0	0	0	20.0	16	6	6	1	0	2	0	22	0	0	.229
2014			Did not play due to injury																		
2015	Tri-City	HOU	1-0	0.00	2	2	0	0	0	9.1	4	0	0	0	0	2	0	10	1	1	.125
2015	Quad Cities	HOU	3-2	1.57	5	5	0	0	0	28.2	21	6	5	0	1	7	0	32	1	2	.202
2015	Lancaster	HOU	1-1	4.91	6	5	0	0	1	29.1	24	17	16	1	2	10	0	30	2	0	.220
2016	GCL Astros	HOU	0-0	0.75	3	3	0	0	0	12.0	9	3	1	0	0	2	0	14	0	0	.196
2016	Corpus Christi	HOU	5-2	1.83	14	9	0	0	1	64.0	47	16	13	3	3	11	0	72	2	0	.204
2016	Fresno	HOU	0-2	3.86	3	3	0	0	0	14.0	16	9	6	1	0	6	0	20	2	0	.267
2016	HOUSTON	HOU	0-1	5.14	3	1	0	0	0	7.0	6	4	4	0	1	3	0	2	2	0	.240
2017	Fresno	HOU	0-1	4.50	3	3	0	0	0	14.0	11	8	7	3	0	9	0	13	0	0	.208
2017	HOUSTON	HOU	2-0	6.52	6	6	0	0	0	29.0	36	21	21	8	0	7	0	34	5	0	.300
2018	GCL Astros	HOU	0-0	3.00	3	3	0	0	0	9.0	7	5	3	0	1	1	0	10	0	0	.226
2018	Fresno	HOU	0-0	5.50	4	4	0	0	0	18.0	16	12	11	3	0	5	0	23	4	0	.232
2018	TORONTO	TOR	1-0	1.35	7	0	0	0	0	6.2	6	2	1	0	2	0	0	6	0	0	.240
Minor Totals			13-10	2.62	58	49	0	0	2	237.1	180	87	69	12	12	65	0	265	12	3	.208
MAJORTOTALS			3-1	5.48	16	7	0	0	0	42.2	48	27	26	9	1	12	0	42	7	0	.282

**PROFESSIONAL CAREER:**

- Made four appearances with the GCL Tigers in 2013 and went 2-1 with a 2.70 ERA (6 ER/20.0 IP) and 22 punchouts... Made those four appearances (all starts) before injuring his elbow and being placed on the disabled list on July 16, where he remained through the end of the season.
- Was traded to the Astros on Sept. 13, 2013 as the PTBNL in the Jose Veras trade.
- Did not pitch in 2014 due to "Tommy John" Surgery.
- In 2016, threw a career-high 97.0 combined innings between the Astros and the minors... Was a Double-A Texas League Mid-Season All-Star, as he put up a 5-2 record and a 1.83 ERA (13 ER/64.0 IP) with 72 strikeouts at the level.
- Recalled to Houston on Sept. 6 for his first career stint in the Majors...Made his MLB debut on Sept. 8 at CLE, allowing four runs over 3.0 innings in the start (4H, 2BB, 0K)... At 22 years, 215 days old, was the 3rd-youngest AL pitcher to make a start in 2016 (Jose Berrios - 21.336, Luis Severino-22.048).
- Made three starts for Triple-A Fresno before being recalled to the Major League club on May 30...Went 0-1 with a 4.50 ERA (7 ER/14.0 IP) in his three starts for Fresno.
- Earned his 1st career Major-League win on June 17 vs. BOS after holding the Red Sox to one run on three hits over a career-high 6.0 innings (1BB, 4K).
- Was suspended by Major League Baseball for 80 games on July 1... Was activated from the restricted list on Oct. 1 and placed on the 60-day DL with a bone spur in his right elbow.



# MAX PENTECOST

C

- **BATS/THROWS:** Right/Right
- **HEIGHT/WEIGHT:** 6'2" | 205
- **BORN:** 3/10/93 in Athens, GA
- **OPENING DAY AGE:** 26
  
- **ACQUIRED:** 1st round (11th overall) of the 2011 FYPD
  
- **MLB DEBUT:** N/A

**2018 SEASON:**

- Played in a career-high 89 games, all for Double-A New Hampshire, his highest level of ball.
- Slashed .253/.283/.401 and tied personal bests with 87 hits and 10 home runs.
- Threw out 39.7% (29/73) of attempted base stealers, which ranked 2nd in the Eastern League.
- Batted .375 (30-for-80) with four doubles, six home runs and 22 RBI over 20 games in August and was named Eastern League Player of the Month.

## MAX PENTECOST CAREER STATISTICS

Year	Club	ORG	AVG	G	AB	R	H	2B	3B	HR	RBI	BB	IBB	SO	SB	CS	OBP	SLG	OPS	SF	SH	HBP
2014	GCL Blue Jays	TOR	.364	6	22	2	8	2	0	0	3	0	0	3	0	1	.364	.455	.819	0	0	0
2014	Vancouver	TOR	.313	19	83	15	26	2	3	0	9	2	0	18	2	1	.322	.410	.732	2	0	0
2015										Did not play do to injury												
2016	Dunedin	TOR	.245	12	49	6	12	2	0	3	7	3	0	17	1	1	.288	.469	.757	0	0	0
2016	Lansing	TOR	.314	62	239	36	75	15	3	7	34	21	0	51	4	2	.375	.490	.865	3	0	4
2017	GCL Blue Jays	TOR	.000	1	2	0	0	0	0	0	0	0	0	0	0	0	.000	.000	.000	0	0	0
2017	Dunedin	TOR	.276	71	286	34	79	14	2	9	54	23	0	62	0	1	.332	.434	.766	2	1	2
2018	New Hampshire (EAS)	TOR	.253	89	344	40	87	17	2	10	52	15	0	89	1	0	.283	.401	.684	7	0	2
	Minor Totals		.280	260	1025	133	287	52	10	29	159	64	0	240	8	6	.323	.435	.758	14	1	8

**PROFESSIONAL CAREER:**

- After signing with the Blue Jays on July 2, 2014, spent a week with the GCL Blue Jays and hit .364 before he was assigned to Class-A (short) Vancouver where he batted .313 over 19 games.
- Did not play in the 2015 campaign due to two right shoulder surgeries.
- Played in 74 games in 2016 but was used only as a designated hitter... Hit .302 with 17 doubles, three triples, 10 home runs and 41 RBI for a career-best .847 OPS.
- Started the 2016 season with Class-A Lansing and homered in his first game on May 12 vs. South Bend...Strung together two separate 10-game hitting streaks that season.
- Was named a 2016 Organizational All-Star by MiLB.com.
- In 2017, played in the field for the first time since 2014 (did not play any games due to shoulder surgeries in 2015 and was used only as a designated hitter in 2016)...Started 20 games as a catcher, 22 as a first baseman and was a DH for 30 games.
- Compiled a 18-game hitting streak from April 7-May 4... A game after the streak ended, he went 4-for-6 with a home run and five RBI on May 7 at Bradenton.
- Was named to the 2017 Florida State League Mid-Season All-Star team but did not play in the June 17 contest.
- Finished the year with career-bests in home runs (9) and RBI (54) and was named a Post-Season All-Star.
- After the season, played for the Peoria Javelinas in the Arizona Fall League and was named to the Rising Stars team.



# DALTON POMPEY OF

- **BATS/THROWS:** Switch/Right
- **HEIGHT/WEIGHT:** 6'2" | 195
- **BORN:** 12/11/92 in Mississauga, Canada
- **OPENING DAY AGE:** 26
- **ACQUIRED:** 16th round of the 2010 First Year Player Draft
- **MLB DEBUT:** Toronto, 9/2/14 vs. TB (21yrs old)

**2018 SEASON:**

- Played 41 games for Triple-A Buffalo where he slashed .255/.325/.418 with eight doubles, four home runs and 17 RBI.
- Swiped eight bases in 10 attempts for the Bisons.
- Was recalled to the Blue Jays on May 4...Entered the game at TB in the 2nd inning as a defensive replacement in left field...Marked his first regular-season game action since Oct. 1, 2016 at BOS (pinch-runner)...Led off the 3rd for his first at-bat since Sept. 9, 2016 vs. BOS, and lined a single for his first hit since Oct. 4, 2015...The 943 days between MLB hits as a Toronto batter was the 3rd longest span all-time.
- Went 2-for-10 over five games before being optioned back to Buffalo on May 12.

**DALTON POMPEY CAREER STATISTICS**

Year	Club	ORG	AVG	G	AB	R	H	2B	3B	HR	RBI	BB	IBB	SO	SB	CS	OBP	SLG	OPS	SF	SH	HBP
2010	GCL Blue Jays	TOR	.191	11	47	4	9	0	0	2	5	3	0	10	4	1	.255	.319	.574	0	0	1
2011	GCL Blue Jays	TOR	.259	42	158	34	41	7	2	4	12	24	0	35	19	0	.361	.405	.766	0	1	1
2011	Bluefield	TOR	.191	18	68	15	13	3	0	1	5	14	0	23	4	1	.353	.279	.632	0	1	3
2012	Bluefield	TOR	.357	4	14	2	5	1	1	0	1	0	0	2	1	0	.357	.571	.928	0	0	0
2012	Vancouver	TOR	.294	11	34	11	10	3	1	0	4	9	0	7	3	0	.442	.441	.883	0	1	0
2012	Lansing	TOR	.227	5	22	1	5	0	1	0	3	1	0	5	1	1	.261	.318	.579	0	1	0
2013	Lansing	TOR	.261	115	437	68	114	22	9	6	40	63	1	106	38	10	.358	.394	.752	3	3	5
2014	Dunedin	TOR	.319	70	276	49	88	12	6	6	34	35	0	56	29	2	.397	.471	.868	2	2	2
2014	New Hampshire	TOR	.295	31	112	20	33	5	3	3	12	14	0	18	8	5	.378	.473	.851	0	0	1
2014	Buffalo	TOR	.358	12	53	15	19	5	0	0	5	3	0	10	6	0	.393	.453	.846	0	0	0
2014	<b>TORONTO</b>	<b>TOR</b>	<b>.231</b>	<b>17</b>	<b>39</b>	<b>5</b>	<b>9</b>	<b>1</b>	<b>2</b>	<b>1</b>	<b>4</b>	<b>4</b>	<b>0</b>	<b>12</b>	<b>1</b>	<b>0</b>	<b>.302</b>	<b>.436</b>	<b>.738</b>	<b>0</b>	<b>0</b>	<b>0</b>
2015	New Hampshire	TOR	.351	31	134	26	47	2	3	6	22	11	0	23	7	3	.405	.545	.950	1	0	2
2015	Buffalo	TOR	.285	65	253	44	72	7	4	1	18	36	2	41	16	7	.372	.356	.728	3	2	1
2015	<b>TORONTO</b>	<b>TOR</b>	<b>.223</b>	<b>34</b>	<b>94</b>	<b>17</b>	<b>21</b>	<b>8</b>	<b>0</b>	<b>2</b>	<b>6</b>	<b>7</b>	<b>0</b>	<b>23</b>	<b>5</b>	<b>1</b>	<b>.291</b>	<b>.372</b>	<b>.663</b>	<b>0</b>	<b>0</b>	<b>2</b>
2016	Buffalo	TOR	.270	93	337	48	91	14	1	4	28	40	0	72	18	7	.349	.353	.702	2	1	2
2016	<b>TORONTO</b>	<b>TOR</b>	<b>.000</b>	<b>8</b>	<b>2</b>	<b>3</b>	<b>0</b>	<b>0</b>	<b>0</b>	<b>0</b>	<b>0</b>	<b>0</b>	<b>0</b>	<b>1</b>	<b>2</b>	<b>1</b>	<b>.000</b>	<b>.000</b>	<b>.000</b>	<b>0</b>	<b>0</b>	<b>0</b>
2017	Dunedin	TOR	.259	8	27	5	7	1	1	0	5	5	0	3	1	0	.375	.370	.745	0	0	0
2017	Buffalo	TOR	.118	5	17	0	2	1	0	0	1	0	0	5	0	0	.118	.176	.294	0	0	0
2018	GCL Blue Jays	TOR	.333	2	6	1	2	1	0	0	2	0	3	1	0	.500	.500	1.000	0	0	0	
2018	Dunedin	TOR	.444	5	18	4	8	3	0	1	5	2	0	2	1	0	.500	.778	1.278	0	0	0
2018	New Hampshire	TOR	.200	4	15	3	3	0	0	0	1	4	0	3	1	0	.368	.200	.568	0	0	0
2018	Buffalo	TOR	.255	41	145	22	37	8	0	4	17	14	0	41	8	2	.325	.393	.718	4	2	3
2018	<b>TORONTO</b>	<b>TOR</b>	<b>.200</b>	<b>5</b>	<b>10</b>	<b>0</b>	<b>2</b>	<b>0</b>	<b>0</b>	<b>0</b>	<b>0</b>	<b>1</b>	<b>0</b>	<b>6</b>	<b>0</b>	<b>0</b>	<b>.273</b>	<b>.200</b>	<b>.473</b>	<b>0</b>	<b>0</b>	<b>0</b>
Minor Totals			.279	573	2173	372	606	95	32	38	218	280	3	465	166	39	.364	.405	.769	15	14	21
MAJOR TOTALS			.221	64	145	25	32	9	2	3	10	12	0	42	8	2	.289	.372	.662	0	0	2

**PROFESSIONAL CAREER:**

- In 2013, was awarded a minor league Gold Glove Award, playing the full season without recording an error.
- Was named to the 2014 All-Star Futures Game on June 24, 2014.
- Appeared at four different levels in 2014 after starting the season in A-ball... Collectively, posted a .317 AVG this year with 22 2B, 9 3B, 9 HR and 43 SB...Was named to Baseball America's Second Team Minor League All-Stars for 2014.
- Hit his 1st career HR, a solo shot off F. Hernandez September 23, 2014 vs. Seattle.
- Became the first player in MLB postseason history to steal two bases without having a plate appearance in game two of the 2015 ALDS vs. Texas...Accomplished the feat for the second time in game six of the ALCS.
- Was a member of the 2015 Blue Jays Opening Day Roster...was the first rookie centerfielder to be used on Opening Day for Toronto since Sil Campusano in 1988...Had two stints with the Bisons in 2015, May 2-June 6 and July 17-Sept. 1.
- On the Bisons' 2016 Opening Day Roster and played 93 games with the Herd before being recalled by Toronto on 9/2
- In 2016, had a 13-game hit streak, May 24-June 12 (22-55, .400) and a 10-game hit streak, May 8-20 (14-38, .386).
- Suffered a concussion, crashing into the wall padding in foul territory, making the catch, June 18 at Lehigh Valley.



# SEAN REID-FOLEY RHP

- **BATS/THROWS:** Right/Right
- **HEIGHT/WEIGHT:** 6'3" | 220
- **BORN:** 8/30/95 in Agana Heights, Guam
- **OPENING DAY AGE:** 23
  
- **ACQUIRED:** 2nd round of the 2014 First-Year Player Draft
  
- **MLB DEBUT:** Toronto, 8/13/18 at KC (22yrs old)

**2018 SEASON:**

- Made eight starts for Double-A New Hampshire without allowing more than two runs in any outing to begin the year.
- Posted a 5-0 record with a 2.03 ERA for the Fisher Cats before a promotion to Triple-A Buffalo on May 24.
- Went 7-5 for the Bisons while putting up a 3.90 ERA over 15 starts.
- Threw 1st career complete game on June 10 at Columbus (7.0 IP, 3H, 1ER, 0BB, 9K).
- Earned IL Pitcher of the Week on July 23 after picking up two wins in two starts, allowing just one run on three hits while striking out 12 batters with three walks over 12.0 innings.
- Had his contract selected by Toronto on Aug. 13... Made his MLB debut that night in Kansas City... Took the loss, allowing six hits and three runs over 5.0 innings (1HR, 3BB, 3K)... Became the 28th pitcher in team history to go 5+ innings and allow three-or-fewer runs in his MLB debut...
- Earned his 1st Major League win on Sept. 2 at MIA, after recording a season-high 10 strikeouts over 7.0 IP (4H, 1ER, 1BB)... His 10 strikeouts tied Jerry Garvin (April 14, 1977 vs. DET) for the most ever in a game by a Blue Jays pitcher within their first three MLB starts... The 10-SO effort also tied J.A. Happ (twice) for the most by a Blue Jay this season.

## SEAN REID-FOLEY CAREER STATISTICS

Year	Club	ORG	W-L	ERA	G	GS	CG	ShO	SV	IP	H	R	ER	HR	HB	BB	IBB	SO	WP	BK	OBA	
2014	GCL Blue Jays	TOR	1-2	4.76	9	6	0	0	0	22.2	21	12	12	0	1	10	0	25	7	0	.244	
2015	Lansing	TOR	3-5	3.69	17	17	0	0	0	63.1	57	33	26	3	5	43	0	90	7	0	.239	
2015	Dunedin	TOR	1-5	5.23	8	8	0	0	0	32.2	25	20	19	1	2	24	0	35	4	0	.210	
2016	Lansing	TOR	4-3	2.95	11	11	0	0	0	58.0	43	22	19	2	1	22	0	59	3	0	.208	
2016	Dunedin	TOR	6-2	2.67	10	10	0	0	0	57.1	35	17	17	2	1	16	0	71	2	0	.172	
2017	New Hampshire	TOR	10-11	5.09	27	27	0	0	0	132.2	145	82	75	22	6	53	0	122	3	1	.278	
2018	New Hampshire	TOR	5-0	2.03	8	8	0	0	0	44.1	27	10	10	3	3	20	0	52	1	0	.174	
2018	Buffalo	TOR	7-5	3.90	16	16	1	0	0	85.1	76	39	37	5	6	30	0	98	1	0	.235	
2018	<b>TORONTO</b>	<b>TOR</b>	<b>2-4</b>	<b>5.13</b>	<b>7</b>	<b>7</b>	<b>0</b>	<b>0</b>	<b>0</b>	<b>33.1</b>	<b>31</b>	<b>23</b>	<b>19</b>	<b>6</b>	<b>1</b>	<b>21</b>	<b>0</b>	<b>42</b>	<b>3</b>	<b>0</b>	<b>.244</b>	
	Minor Totals				37-33	3.90	106	103	1	0	496.1	429	235	215	38	25	218	0	552	28	1	.232
	<b>MAJORTOTALS</b>		<b>2-4</b>	<b>5.13</b>	<b>7</b>	<b>7</b>	<b>0</b>	<b>0</b>	<b>0</b>	<b>33.1</b>	<b>31</b>	<b>23</b>	<b>19</b>	<b>6</b>	<b>1</b>	<b>21</b>	<b>0</b>	<b>42</b>	<b>3</b>	<b>0</b>	<b>.244</b>	

**PROFESSIONAL CAREER:**

- **Ranked as Toronto's # 9 prospect by MLB Pipeline / # 8 by Baseball America.**
- Started his pro career with 22.2 innings for the Gulf Coast League Blue Jays in 2014.
- Was assigned to Class-A Lansing to begin the 2015 season... Posted a 3.48 ERA in 15 starts before a promotion to Advanced-A Dunedin... Went 1-5 with a 5.23 ERA over eight starts for Dunedin before returning to Lansing for his final two starts of the year... Landed on the DL on Sept. 4 for the rest of the season.
- Started with Lansing again in 2016... Allowed just four earned runs over his first five starts (21.1IP, 1.66 ERA).
- Struck out 10+ batters on three occasions in 2016, including a career-high 12-SO performance on June 16 at Clearwater (7.0 IP, 2H, 0R, 3BB).
- Was named a Minor-League Second-Team All-Star by Baseball America following the 2016 season.
- Was assigned to Double-A New Hampshire for the entire 2017 season, the highest level of play in his career.
- Made a career-high 27 starts and set a new personal best with 132.2 innings pitched.
- Posted a career-high 5.09 ERA while issuing 53 walks, his most in any season.
- Did not win or lose more than two games in a row throughout that 2017 campaign.
- Tied a career high with 12 strikeouts on July 21, 2017 at Trenton (had 12 punch outs on June 16, 2016 for Dunedin).
- Earned 10 wins in 2017, reaching the 10-win plateau for the 2nd year in a row.



# JORDAN ROMANO

**RHP**

- **BATS/THROWS:** Right/Right
- **HEIGHT/WEIGHT:** 6'4" | 200
- **BORN:** 4/21/93 in Markham, ON
- **OPENING DAY AGE:** 25
  
- **ACQUIRED:** 10th round of the 2014 June Amateur Draft
  
- **MLB DEBUT:** N/A

**2018 SEASON:**

- Did not lose a decision in the first two months of the season in 10 total starts...nine for New Hampshire, one for Buffalo.
- Went 8-0 through his first nine starts with the Fisher Cats (AA).
- Promoted to Buffalo on 5/27 and made his Triple-A debut that night at Rochester.
- Won his lone Triple-A start with the Bisons, tossing five innings for the team...allowed 4 H, 2 R/ER, 4 BB with 3 SO.
- Was named as an Eastern League mid-season and post-season All-Star.
- Recognized as the EL Pitcher of the Week for the week of 7/15-7/22.
- Was selected by the Chicago White Sox in the Rule 5 Draft and traded to the Texas Rangers, before being returned to the Blue Jays organization on 3/24, prior to the start of the 2019 season.

## JORDAN ROMANO CAREER STATISTICS

Year	Club	ORG	W-L	ERA	G	GS	SV	IP	H	R	ER	HR	BB	SO	WHIP	OBA
2014	GCL Blue Jays	TOR	0-0	0.00	2	0	0	3.0	2	0	0	0	4	1	2.00	.182
2014	Bluefield Blue Jays	TOR	1-1	2.16	11	0	0	25.0	19	7	6	0	9	33	1.12	.209
Did not pitch due to injury																
2016	Lansing Lugnuts	TOR	3-2	2.11	15	14	0	72.2	49	24	17	3	27	72	1.05	.191
2017	Dunedin Blue Jays	TOR	7-5	3.39	28	26	0	138.0	141	65	52	2	54	138	1.41	.263
2018	Buffalo Bisons	TOR	1-0	3.60	1	1	0	5.0	4	2	2	0	4	3	1.60	.222
2018	New Hampshire Fisher Cats	TOR	11-8	4.13	25	25	0	137.1	122	80	63	15	41	125	1.19	.237
Minor Totals			23-16	3.31	82	66	0	381.0	337	178	140	20	139	372	1.25	.236

**PROFESSIONAL CAREER:**

- Missed all of the 2015 season after undergoing Tommy John surgery.
- Returned in 2016 and pitched the entire season for Lansing (A-Full), making 14 starts in 15 appearances.
- Began the 2016 season with back-to-back one-run, seven-strikeout performances...pitched his first career professional complete game since returning from Tommy John surgery...6/13 vs. GL - 7.0 IP, 2 H, 0 BB, 7 SO.
- Played his entire 2017 season for Advanced-A Dunedin.
- Ranked 2nd in the Florida State League in strikeouts (138), T-2nd in starts (26), and 3rd in ERA (3.39).
- Was named an Organizational All-Star by MiLB.com following the season.



# JUSTIN SHAFER

**RHP**

- **BATS/THROWS:** Right/Right
- **HEIGHT/WEIGHT:** 6'2" | 195
- **BORN:** 9/18/92 in Lake Wales, FL
- **OPENING DAY AGE:** 26
- **ACQUIRED:** 8th round of the 2014 First-Year Player Draft
- **MLB DEBUT:** Toronto, 9/19/18 at NYY (25yrs old)

**2018 SEASON:**

- Started the year with Double-A New Hampshire and posted a 0.52 ERA in 13 appearances (17.1 IP, 1ER, 1HR, 5BB, 17K).
- Was promoted to Triple-A Buffalo in May and put up a 1.41 ERA over 34 games for the Bisons with 15 saves in 16 opportunities (38.1 IP, 27H, 6ER, 0HR, 16BB, 32K, .201 OBA)
- Called up from Buffalo on Aug. 19 and Sept. 6.
- Pitched a scoreless inning in his MLB debut on Aug. 19 at NYY (H, BB, K) and fanned Gleyber Torres for his 1st strikeout.
- Tossed three full frames without allowing a hit on Aug. 26 vs. PHI (1BB, 1K).
- Did not allow an earned run in his first four big-league outings (6.0 IP).
- Kept opponents to a .194 AVG (6-for-31) across his six games with the Blue Jays.

## JUSTIN SHAFER CAREER STATISTICS

Year	Club	ORG	W-L	ERA	G	GS	CG	ShO	SV	IP	H	R	ER	HR	HB	BB	IBB	SO	WP	BK	OBA
2014	Vancouver	TOR	1-3	5.16	11	2	0	0	1	22.2	26	15	13	1	0	7	1	23	2	0	.286
2015	Lansing	TOR	7-4	2.96	16	7	0	0	0	73.0	61	28	24	3	8	22	0	42	4	2	.223
2015	Dunedin	TOR	1-5	8.06	12	5	0	0	2	22.1	34	26	20	2	2	10	0	11	1	0	.337
2016	Dunedin	TOR	4-6	5.23	23	20	0	0	0	115.1	129	71	67	9	5	42	0	62	3	0	.278
2017	Dunedin	TOR	0-0	0.00	5	0	0	0	0	9.1	7	0	0	0	0	2	2	13	0	0	.226
2017	New Hampshire	TOR	5-2	3.41	37	0	0	0	1	58.0	45	23	22	6	2	26	1	48	3	0	.214
2017	Buffalo	TOR	0-0	2.25	2	0	0	0	0	4.0	3	1	1	0	0	1	0	4	0	0	.200
2018	New Hampshire	TOR	2-2	0.52	13	0	0	0	1	17.1	12	3	1	1	0	5	1	17	0	0	.203
2018	Buffalo	TOR	3-3	1.41	34	0	0	0	15	38.1	27	10	6	0	2	16	0	32	3	0	.201
<b>2018</b>	<b>TORONTO</b>	<b>TOR</b>	<b>0-0</b>	<b>3.24</b>	<b>6</b>	<b>0</b>	<b>0</b>	<b>0</b>	<b>0</b>	<b>8.1</b>	<b>6</b>	<b>4</b>	<b>3</b>	<b>1</b>	<b>1</b>	<b>7</b>	<b>0</b>	<b>2</b>	<b>0</b>	<b>0</b>	<b>.194</b>
Minor Totals			23-25	3.85	153	34	0	0	20	360.1	344	177	154	22	19	131	5	252	16	2	.250
<b>MAJOR TOTALS</b>			<b>0-0</b>	<b>3.24</b>	<b>6</b>	<b>0</b>	<b>0</b>	<b>0</b>	<b>0</b>	<b>8.1</b>	<b>6</b>	<b>4</b>	<b>3</b>	<b>1</b>	<b>1</b>	<b>7</b>	<b>0</b>	<b>2</b>	<b>0</b>	<b>0</b>	<b>.194</b>

**PROFESSIONAL CAREER:**

- Signed with the Blue Jays on June 8, 2014 and was assigned to Class-A (short) Vancouver... Picked up his 1st pro save on June 29 vs. Salem-Keizer.
- Started the 2015 campaign with Class-A Lansing and allowed just two earned runs over his first four games (0.92 ERA).
- After the 2015 season, played for Salt River in the Arizona Fall League and struck out 10 batters over 9.0 innings.
- Was assigned to Dunedin for all of 2016... Started 20 of 23 games and went 4-6 while posting a 5.23 ERA across a career high 115.1 innings pitched.
- Played for Mesa in the 2016 AFL season...Allowed 20 earned runs in 20.2 innings of work (8.71 ERA).
- Made his way through three levels of baseball in 2017, starting with Advanced-A Dunedin (5G) before moving on to Double-A New Hampshire (37G) and finishing with Triple-A Buffalo (2G).
- Began 2017 with five scoreless relief outings (9.1 IP, 2BB, 13K) for Dunedin.
- Earned a promotion to New Hampshire on April 19 and didn't allow a run in his first two appearances (1.2 IP)...Limited right-handed batters to a .173 average in his time with the Fisher Cats.
- Went 5-2 with a 3.41 ERA at the Double-A level.
- Made his Triple-A debut on Aug. 20, 2017 vs. Gwinnett (2.0 IP, 3H, 1ER, 1BB, 2K)... Struck out four batters over four innings of work with the Bisons.



# ERIC SOGARD

**INF**

- **BATS/THROWS:** Left/Right
- **HEIGHT/WEIGHT:** 5'10" | 185
- **BORN:** 5/22/86 in Phoenix, AZ
- **OPENING DAY AGE:** 32
  
- **ACQUIRED:** Free agent, 12/21/18
- **ORIGINALLY:** 2nd round of the 2007 First-Year Player Draft (SD)
  
- **MLB DEBUT:** Oakland, 9/14/10 at KC (23yrs old)

**2018 SEASON:**

- Made two separate big-league stints with the Brewers (Opening Day-May 7 and May 25-July 4).
- Was optioned to Triple-A Colorado Springs on May 8 and July 5... Was released by the Brewers on July 10 and then signed a Minor League deal with Milwaukee on July 27.
- Finished with a .134 average (13-for-97) across 55 games for the Brewers.
- Played 22 games (four starts) at second, 24 games (14 starts) at shortstop and made one appearance in left field.
- Hit .225 (20-for-89) over 27 contests for the Sky Sox.

**ERIC SOGARD CAREER STATISTICS**

Year	Club	ORG	AVG	G	AB	R	H	2B	3B	HR	RBI	BB	IBB	SO	SB	CS	SLG	OBP	OPS	SF	SH	HBP
2007	Eugene	SD	.256	31	125	20	32	9	0	2	18	19	1	16	4	2	.354	.376	.730	0	1	0
2007	Fort Wayne	SD	.253	22	83	7	21	2	0	2	15	6	0	13	2	2	.308	.349	.657	1	1	1
2007	Portland	SD	.000	1	3	0	0	0	0	0	0	0	0	3	0	0	.250	.000	.250	0	0	1
2008	Lake Elsinore	SD	.308	133	536	97	165	42	3	10	87	79	3	62	16	7	.394	.453	.847	6	0	1
2009	San Antonio	SD	.293	117	457	79	134	25	3	6	51	58	1	47	10	6	.370	.400	.770	7	6	2
2010	Sacramento	OAK	.300	137	514	82	154	28	6	5	65	75	2	68	14	9	.391	.407	.798	3	1	4
2010	OAKLAND	OAK	.429	4	7	0	3	0	0	0	0	2	0	1	0	1	.556	.429	.985	0	0	0
2011	Sacramento	OAK	.298	79	315	55	94	16	2	5	37	40	2	34	13	3	.381	.410	.791	3	4	4
2011	OAKLAND	OAK	.200	27	70	7	14	3	0	2	4	4	0	13	0	0	.243	.329	.572	0	0	0
2012	Sacramento	OAK	.331	37	157	29	52	5	2	5	22	23	0	17	11	3	.417	.484	.901	0	0	0
2012	OAKLAND	OAK	.167	37	102	8	17	3	1	2	7	5	0	17	2	0	.206	.275	.481	0	1	0
2013	OAKLAND	OAK	.266	130	368	45	98	24	3	2	35	27	2	51	10	5	.322	.364	.686	4	6	5
2014	OAKLAND	OAK	.223	117	291	38	65	10	0	1	22	31	0	37	11	4	.298	.268	.566	2	4	1
2015	OAKLAND	OAK	.247	120	372	40	92	12	3	1	37	23	1	50	6	1	.294	.304	.598	1	3	2
2016	Stockton	OAK	.286	2	7	1	2	0	0	0	1	0	0	2	0	0	.286	.286	.572	0	0	0
2017	Wisconsin	OAK	.000	2	5	1	0	0	0	0	0	2	0	1	0	0	.286	.000	.286	0	0	0
2017	Colorado Springs	MIL	.330	24	91	30	30	8	0	3	17	15	0	12	5	0	.421	.516	.937	1	0	0
2017	MILWAUKEE	MIL	.273	94	249	37	68	15	1	3	18	45	2	37	3	3	.393	.378	.771	0	1	4
2018	AZL Brewers	MIL	.429	2	7	0	3	1	0	0	0	0	0	1	0	0	.429	.571	1.000	0	0	0
2018	Colorado Springs	MIL	.225	27	89	10	20	4	0	0	11	10	0	16	0	1	.297	.270	.567	2	0	0
2018	MILWAUKEE	MIL	.134	55	97	7	13	3	0	0	2	12	1	23	3	0	.241	.165	.406	1	1	2
	Minor Totals		.296	614	2389	411	707	140	16	38	324	327	9	292	75	33	.380	.416	.796	23	13	13
	MAJOR TOTALS		.238	584	1556	182	370	70	8	11	125	149	6	229	35	14	.309	.314	.623	8	16	14

**PROFESSIONAL CAREER:**

- Played his first three pro seasons in the San Diego Padres organization (2007-2009)... Was named a California League All-Star (Class-A) in 2008 and was a Texas League All-Star (Double-A) in 2009.
- Played 137 games for Triple-A Sacramento in 2017 and batted .300 with 28 doubles, six triples and five home runs.
- Had his contract selected by the Athletics on Sept. 14 and made his MLB debut in Kansas City... Walked as a pinch-hitter and finished 1-for-2 with his 1st career hit coming off Dusty Hughes.
- Began the 2011 with Sacramento and batted .298 across 79 games... Was named a Pacific Coast League All-Star.
- Was recalled by Oakland on July 15 and hit .200 (14-for-70) over 27 contests.
- Hit his 1st Major League home run on Aug. 23 at NYY, a solo shot off Bartolo Colon.
- Played in a career-high 130 MLB games in 2013 and set personal bests in runs (45), hits (98) and doubles (24).
- Made the MLB postseason for the first time but went 0-for-9 in four games during the ALDS vs. Detroit.
- Set career highs in at-bats (372) and RBI (37) while batting .247 in 120 games in 2015.



# ROWDY TELLEZ

**INF**

- **BATS/THROWS:** Left/Left
- **HEIGHT/WEIGHT:** 6'4" | 255
- **BORN:** 3/16/95 in Sacramento, CA
- **OPENING DAY AGE:** 24
- **ACQUIRED:** 30th round of the 2013 First-Year Player Draft
- **MLB DEBUT:** Toronto, 9/5/18 vs. TB (23yrs. old)

**2018 SEASON:**

- Batted .270 (106-for-393) with 22 doubles, 13 home runs and 50 RBI across 112 games for Triple-A Buffalo.
- Called up from the Bisons on Sept. 4.
- Made his MLB debut as a pinch-hitter on Sept. 5 vs. TB... Hit an RBI double on the 1st pitch he saw... Became the 7th player in team history to record a hit on his 1st MLB pitch and the 3rd in club history to have a pinch-hit extra-base hit in his 1st MLB plate appearance (Al Woods - HR in 1977; John-Ford Griffin - 2B in 2005).
- Doubled in his first two plate appearances on Sept. 6 vs. CLE to become the 1st player in the live-ball era to have an XBH in each of his first three MLB PA...Added a double in the 8th to also become the 1st player with four XBH in his first five plate appearances...Became the 1st Blue Jay all-time with four extra-base hits in his first two games.
- Hit his 1st MLB HR on Sept. 8 vs. CLE, a solo shot off of Adam Plutko in the 5th inning... Became the 1st MLB player (since 1913) to record seven XBH in his first four career games...Became the 4th player in the live-ball era to have each of his first seven hits go for extras...Also singled for his 8th hit, the most ever by a Blue Jay through their first four MLB games.
- On Sept. 11 at BOS, became the 1st MLB player (since 1913) to record seven doubles in his first seven career games.

**ROWDY TELLEZ CAREER STATISTICS**

Year	Club	ORG	AVG	G	AB	R	H	2B	3B	HR	RBI	BB	IBB	SO	SB	CS	OBP	SLG	OPS	SF	SH	HBP
2013	GCL Blue Jays	TOR	.234	34	124	10	29	5	3	2	20	15	1	26	1	0	.319	.371	.690	1	0	1
2014	Bluefield	TOR	.293	53	191	26	56	11	1	4	36	19	0	27	3	2	.358	.424	.782	5	0	3
2014	Lansing	TOR	.357	12	42	6	15	0	0	2	7	7	0	10	0	0	.449	.500	.949	0	0	0
2015	Dunedin	TOR	.275	35	131	17	36	5	0	7	28	14	2	28	3	0	.338	.473	.811	3	0	0
2016	New Hampshire	TOR	.297	124	438	71	130	29	2	23	81	63	4	92	4	3	.387	.530	.917	7	0	6
2017	Buffalo	TOR	.222	122	445	45	99	29	1	6	56	47	3	94	6	1	.295	.333	.628	7	0	2
2018	Buffalo	TOR	.270	112	393	43	106	22	0	13	50	40	2	74	7	4	.340	.425	.765	6	0	5
2018	<b>TORONTO</b>	<b>TOR</b>	<b>.314</b>	<b>23</b>	<b>70</b>	<b>10</b>	<b>22</b>	<b>9</b>	<b>0</b>	<b>4</b>	<b>14</b>	<b>2</b>	<b>0</b>	<b>21</b>	<b>0</b>	<b>0</b>	<b>.329</b>	<b>.614</b>	<b>.943</b>	<b>1</b>	<b>0</b>	<b>0</b>
	Minor Totals		.271	560	2034	254	551	120	7	64	327	229	13	407	26	12	.345	.431	.776	33	0	18
	<b>MAJOR TOTALS</b>		<b>.314</b>	<b>23</b>	<b>70</b>	<b>10</b>	<b>22</b>	<b>9</b>	<b>0</b>	<b>4</b>	<b>14</b>	<b>2</b>	<b>0</b>	<b>21</b>	<b>0</b>	<b>0</b>	<b>.329</b>	<b>.614</b>	<b>.943</b>	<b>1</b>	<b>0</b>	<b>0</b>

**PROFESSIONAL CAREER:**

- Ranked as Toronto's # 21 prospect by MLB Pipeline / # 29 by Baseball America.
- Recorded his 1st professional multi-home run game on July 3, 2015 vs. the Brevard County Manatees, hitting two in the contest.
- Hit a combined .299 (35-for-117) with runners in scoring position during the 2015 campaign.
- Collected several honors over the course of the 2015 season, including being named a Midwest League All-Star, three Player of the Week awards (April 27-May 3 and May 11-17 with Class-A Lansing; June 22-28 with Advanced-A Dunedin) and was named to the All-Prospect team and named a Rising Star in the Arizona Fall League.
- Was recognized by Baseball America in 2015 as the best hitting prospect in the Midwest League.
- In 75 games batting cleanup in 2016, hit .317 with a .998 OPS with 38 of his 86 hits going for extra bases (20-2B, 18-HR).
- Set several career-highs over the course of his 2016 campaign, including games (124), hits (130), doubles (29), home runs (23), RBI (81), walks (63), strikeouts (92) and slugging (.530)... Ranked 3rd in the Eastern League with a .917 OPS, T-4th in HR, 6th in RBI, 9th in average (.297) and 10th in doubles.
- Received several awards in 2016, including being named an MiLB.com Organization All-Star, a Double-A All-Star by Baseball America, an Eastern League Mid-Season All-Star and an Eastern League Post-Season All-Star.
- Homered twice in his Triple-A debut on April 8 vs. Scranton/Wilkes-Barre.





# TRENT THORNTON RHP

- **BATS/THROWS:** Right/Right
- **HEIGHT/WEIGHT:** 6'0" | 195
- **BORN:** 9/30/93 in Charlotte, NC
- **OPENING DAY AGE:** 25
  
- **ACQUIRED:** Trade with Houston on 11/17/18
- **ORIGINALLY:** 5th round of the 2015 First-Year Player Draft (HOU)
  
- **MLB DEBUT:** N/A

**2018 SEASON:**

- Spent the entire campaign with Triple-A Fresno.
- Went 9-8 with a 4.42 ERA over 24 games (22 starts) while striking out 122 batters (31 walks) over 124.1 innings en route to a career-best opponents' batting average of .248 (1.20 WHIP).
- Earned PCL Pitcher of the Week on June 17 (1GS, 8.0 IP, 1H, 2BB, 3K).
- Struck out a career-high 11 batters over six innings on June 29 at Sacramento (4H, 4ER, 1BB).
- Earned the win in both of his postseason starts, combining for a 1.64 ERA (2 ER/11.0 IP) with 13 hits, four walks and 14 strikeouts.
- Played for Scottsdale in the Arizona Fall League...Posted a 4.02 ERA (7 ER/15.2 IP) with 20 strikeouts and four walks across nine relief appearances...Was named to the AFL Rising Stars Team.
- Was acquired from Houston in exchange for INF Aledmys Diaz on November 17 and added to Toronto's 40-man roster to protect him from the Rule 5 Draft.

## TRENT THORNTON CAREER STATISTICS

Year	Club	ORG	W-L	ERA	G	GS	CG	ShO	SV	IP	H	R	ER	HR	HB	BB	IBB	SO	WP	BK	OBA
2015	Tri-City	HOU	4-0	3.27	15	12	0	0	0	55.0	62	21	20	2	1	10	0	48	7	1	.286
2016	Lancaster	HOU	7-4	4.12	17	14	1	1	0	89.2	91	46	41	14	2	16	0	89	10	0	.265
2016	Corpus Christi	HOU	3-1	2.35	7	7	0	0	0	46.0	42	12	12	5	0	5	0	35	0	0	.243
2017	Corpus Christi	HOU	1-2	6.06	4	3	0	0	0	16.1	25	14	11	2	0	0	0	13	1	0	.329
2017	Fresno	HOU	8-4	5.09	21	20	0	0	0	115.0	137	71	65	12	5	23	1	88	3	0	.295
2018	Fresno	HOU	9-8	4.42	24	22	0	0	0	124.1	118	67	61	13	5	31	2	122	4	0	.248
Minor Totals			32-19	4.23	88	78	1	1	0	446.1	475	231	210	48	13	85	3	395	25	1	.271

**PROFESSIONAL CAREER:**

- **Ranked as Toronto's #15 prospect by MLB Pipeline / # 18 by Baseball America.**
- Began his pro career in 2015 with Class-A Tri-City where he went 4-0 with a 3.27 ERA (20 ER/55.0 IP).
- Started 2016 with Advanced-A Lancaster and posted a 4.12 ERA (41 ER/89.2 IP) while going 7-4 with 89 strikeouts and 16 walks over 17 games (14 starts).
- Was promoted to Double-A Corpus Christi in July and went 3-1 with a 2.35 ERA (12 ER/46.0 IP) while recording five walks and 35 strikeouts (.243 OBA).
- Made four appearances (three starts) with Corpus Christi to start 2017...Made the jump to Triple-A Fresno at the end of April and pitched 6.0 innings of one-run ball in his debut.
- Over 21 games (20 starts) for the Grizzlies to round out his 2017 campaign, went 8-4 with a 5.09 ERA (65 ER/115.0 IP) and 88 strikeouts (23 walks)... His 1.80 BB/9 ratio ranked 2nd best in the PCL.



# RICHARD URENA INF

- **BATS/THROWS:** Switch/Right
- **HEIGHT/WEIGHT:** 6'0" | 195
- **BORN:** 2/26/96 in San Francisco de Macoris, Dominican Republic
- **OPENING DAY AGE:** 23
  
- **ACQUIRED:** Free agent, 7/13/12
  
- **MLB DEBUT:** Toronto, 9/1/17 vs. BAL (21yrs old)

## 2018 SEASON:

- Batted .293 (29-for-99) across his 40 games with the Blue Jays, including a four doubles and a homer.
- Among AL rookies with at least 100 PA, ranked 4th in AVG (.293) and 7th in OBP (.340).
- Recalled from Triple-A Buffalo on May 4, May 8, July 20, Aug. 7 and Sept. 4.
- Made his 1st career start at third base on Aug. 10 vs. TB, his first action there since 2014 while with the Class-A (short) Vancouver Canadians.
- Stole a pair of bases for his 1st career multi-steal game on Sept. 28 at TB.
- Had three multi-hit games and a pair of three-hit performances in his final eight games of the season while batting .423 (11-for-26) with a trio of walks for a .483 OBP.

## RICHARD URENA CAREER STATISTICS

Year	Club	ORG	AVG	G	AB	R	H	2B	3B	HR	RBI	BB	IBB	SO	SB	CS	OBP	SLG	OPS	SF	SH	HBP
2013	DSL Blue Jays	TOR	.296	64	243	45	72	19	2	1	35	30	0	43	9	5	.381	.403	.784	1	2	4
2013	GCL Blue Jays	TOR	.333	7	27	3	9	2	0	0	3	3	0	6	0	0	.400	.407	.807	0	1	0
2014	Bluefield	TOR	.318	53	217	35	69	15	2	2	20	16	0	51	5	4	.363	.433	.796	1	2	0
2014	Vancouver	TOR	.242	9	33	3	8	2	1	0	5	3	0	5	1	0	.297	.364	.661	1	0	0
2015	Lansing	TOR	.266	91	384	62	102	13	4	15	58	13	0	84	5	5	.289	.438	.727	6	3	2
2015	Dunedin	TOR	.250	30	124	9	31	3	1	1	8	3	0	26	3	1	.268	.315	.583	0	1	0
2016	Dunedin	TOR	.305	97	394	52	120	18	7	8	41	25	2	64	9	6	.351	.447	.798	2	6	4
2016	New Hampshire	TOR	.266	30	124	14	33	6	5	0	18	4	0	19	0	2	.282	.395	.677	3	1	0
2017	New Hampshire	TOR	.247	129	510	44	126	36	3	5	60	30	2	100	0	1	.286	.359	.645	7	3	1
<b>2017</b>	<b>TORONTO</b>	<b>TOR</b>	<b>.206</b>	<b>21</b>	<b>68</b>	<b>6</b>	<b>14</b>	<b>4</b>	<b>0</b>	<b>1</b>	<b>4</b>	<b>6</b>	<b>0</b>	<b>28</b>	<b>1</b>	<b>0</b>	<b>.270</b>	<b>.309</b>	<b>.579</b>	<b>0</b>	<b>1</b>	<b>0</b>
2018	Dunedin	TOR	.148	7	27	2	4	0	0	0	2	1	0	6	0	0	.172	.148	.320	1	0	0
2018	Buffalo	TOR	.216	65	250	28	54	11	3	5	29	12	1	48	2	3	.250	.344	.594	2	4	0
<b>2018</b>	<b>TORONTO</b>	<b>TOR</b>	<b>.293</b>	<b>40</b>	<b>99</b>	<b>10</b>	<b>29</b>	<b>4</b>	<b>0</b>	<b>1</b>	<b>6</b>	<b>7</b>	<b>0</b>	<b>32</b>	<b>2</b>	<b>1</b>	<b>.340</b>	<b>.364</b>	<b>.704</b>	<b>0</b>	<b>2</b>	<b>0</b>
Minor Totals			.269	582	2333	297	628	125	28	37	279	140	5	452	34	27	.311	.394	.705	24	23	11
<b>MAJOR TOTALS</b>			<b>.257</b>	<b>61</b>	<b>167</b>	<b>16</b>	<b>43</b>	<b>8</b>	<b>0</b>	<b>2</b>	<b>10</b>	<b>13</b>	<b>0</b>	<b>60</b>	<b>3</b>	<b>1</b>	<b>.311</b>	<b>.341</b>	<b>.652</b>	<b>0</b>	<b>3</b>	<b>0</b>

## PROFESSIONAL CAREER:

- Had a career-high 25-game hitting streak for Rookie-level Bluefield from July 4-August 2, 2014, posting a .361 average (39-108) over those contests with a .410 OBP and .920 OPS.
- Was selected as the 2014 Webster Award winner for Bluefield.
- Was named as a 2014 Post-Season All-Star in the Appalachian League after finishing T4th in the league in hits (69), 5th in average (.318), T7th in doubles (15) and T9th in total bases (94).
- His 15 home runs in 2015 were the most on Class-A Lansing and ranked 3rd in the Midwest League, despite playing in only 91 games (also played 30 games for Advanced-A Dunedin).
- Was named a 2015 Midwest League All-Star and went 1-2 with a run coming off of the bench in the game.
- Recorded his first career five-hit game on July 9, 2016 which gave him 91 hits on the season, raising his batting average to .292 and tying him with Scott Kingery for 1st place in the Florida State League.
- Promoted to the Double-A New Hampshire Fisher Cats on Aug. 3, 2016 and had three hits in his debut that day.
- On Aug. 10, 2016, hit three triples against the Bowie Baysox which set a Fisher Cats single-game record.
- Hit .247 over 129 games for Double-A New Hampshire with 36 doubles (career high).
- Was called up with roster expansion on Sept. 1...Made his MLB debut that night in Baltimore, coming in as a replacement at shortstop in the 9th inning...Hit a 12th-inning double in his only at-bat, becoming the first Blue Jay to collect a hit in his first plate appearance since Moises Sierra singled on July 31, 2012 at Seattle...He also became the first rookie with an XBH in his first PA since J.P. Arencibia's home run on Aug. 7, 2010 vs. Tampa Bay.
- Drew three walks in a game on Sept. 4 at BAL, the 16th Toronto rookie to do so.



# JACOB WAGUESPACK RHP

- **BATS/THROWS:** Right/Right
- **HEIGHT/WEIGHT:** 6'6" | 235
- **BORN:** 10/5/93 in Prairieville, LA
- **OPENING DAY AGE:** 25
- **ACQUIRED:** Trade with Philadelphia on 7/31/18
- **ORIGINALLY:** Free Agent on 6/22/15 by Philadelphia
- **MLB DEBUT:** N/A

## 2018 SEASON:

- Split the first 21 games of his season between Double-A Reading and Triple-A Lehigh Valley.
- Combined for a 4-6 record while making 15 starts between the two clubs.
- Was traded to the Blue Jays in exchange for LHP Aaron Loup on July 31.
- Joined Triple-A Buffalo after the trade and set a Bisons debut record as he struck out 12 batters on Aug. 2 vs. Lehigh Valley (6.1 IP, 8H, 4ER, 1BB), just two days after changing clubhouses at Coca-Cola Field.
- Finished with a 2-4 record and a 5.03 ERA across seven games (six starts) for Buffalo.
- Was added to Toronto's 40-man roster after the season to protect him from the Rule 5 Draft.

## JACOB WAGUESPACK CAREER STATISTICS

Year	Club	ORG	W-L	ERA	G	GS	CG	ShO	SV	IP	H	R	ER	HR	HB	BB	IBB	SO	WP	BK	OBA	
2015	GCL Phillies	PHI	0-0	7.94	4	0	0	0	0	5.2	9	5	5	0	0	1	0	7	1	0	.375	
2015	Williamsport	PHI	0-1	0.42	15	0	0	0	1	21.1	9	3	1	0	0	8	1	25	2	0	.132	
2016	Lakewood	PHI	4-2	3.52	43	0	0	0	6	71.2	75	31	28	1	3	29	1	72	5	2	.265	
2017	Clearwater	PHI	6-5	3.29	24	10	0	0	1	68.1	63	29	25	3	2	24	2	73	8	0	.245	
2017	Reading	PHI	3-2	3.65	7	6	0	0	0	37.0	37	17	15	2	2	16	1	35	1	0	.262	
2018	Reading	PHI	1-1	3.99	7	7	0	0	0	29.1	31	14	13	0	1	16	0	31	4	2	.261	
2018	Lehigh Valley	PHI	3-5	5.06	14	8	0	0	1	53.1	54	34	30	4	1	20	1	48	4	0	.263	
2018	Buffalo	TOR	2-4	5.03	7	6	1	0	0	39.1	47	26	22	3	1	10	0	33	2	0	.294	
Minor Totals				19-20	3.84	121	37	1	0	9	326.0	325	159	139	13	10	124	6	324	27	4	.259

## PROFESSIONAL CAREER:

- Split his first pro season with the Rookie-level GCL Phillies (4G) and Class-A (short) Williamsport (15G).
- Recorded 25 strikeouts, a .132 opponents' batting average and a 0.42 ERA over 21.1 innings while with Williamsport.
- Spent his entire 2016 campaign with Class-A Lakewood.
- Made 43 relief appearances struck out 72 batters over 71.2 innings... His 43 games played tied for 3rd most among South Atlantic League pitchers.
- Started 2017 with Advanced-A Clearwater and with 6-5 with a 3.29 ERA across 24 games (10 starts), including 73 \ strikeouts in 68.1 innings of work.
- Finished his season with seven games (six starts) for Double-A Reading where he posted a 3.65 ERA and punched out 35 batters over 37.0 frames.
- Was assigned to Triple-A Lehigh Valley on Sept. 6 for the IronPigs' playoff run.
- Made one postseason start, allowing just one run over 7.0 innings on Sept. 10 at Scranton/Wilkes-Barre (3H, 2BB, 7K).



# FORREST WALL OF

- **BATS/THROWS:** Left/Right
- **HEIGHT/WEIGHT:** 6'1" | 195
- **BORN:** 10/20/95 in Winter Park, FL
- **OPENING DAY AGE:** 23
  
- **ACQUIRED:** Trade with Colorado on 7/26/18
- **ORIGINALLY:** 1st round (35th overall) of the 2014 FYPD (COL)
  
- **MLB DEBUT:** N/A

**2018 SEASON:**

- Started the year with Advanced-A Lancaster where he slashed .305/.382/.453 over 47 games.
- Made the move to Double-A Hartford on May 28 and played in 46 contests.
- Was traded from Colorado to Toronto along with 1B Chad Spanberger in exchange for RHP Seunghwan Oh on July 26.
- Finished his season with 35 games at Double-A New Hampshire, batting .271 (35-for-129) with seven doubles, two triples and a home run for the Fisher Cats.
- Went 5-for-21 (.238) with a double across six playoff games as New Hampshire claimed the Eastern League Championship, including a 10th-inning single to drive in two runs to win Game 1 of the Championship Series in Akron.

## FORREST WALL CAREER STATISTICS

Year	Club	ORG	AVG	G	AB	R	H	2B	3B	HR	RBI	BB	IBB	SO	SB	CS	OBP	SLG	OPS	SF	SH	HBP
2014	Grand Junction	COL	.318	41	157	48	50	6	6	3	24	27	0	32	18	5	.416	.490	.906	1	3	0
2015	Boise	COL	.500	4	10	4	5	0	0	0	1	6	0	2	2	2	.647	.500	1.147	1	0	0
2015	Asheville	COL	.280	99	361	57	101	16	10	7	46	41	0	72	23	9	.355	.438	.793	4	7	3
2016	Modesto	COL	.264	120	459	57	121	16	4	6	56	41	0	97	22	11	.329	.355	.684	5	10	6
2017	Lancaster	COL	.299	22	87	17	26	4	1	3	16	9	0	16	5	3	.361	.471	.832	1	1	0
2018	Lancaster	COL	.305	47	203	43	62	11	5	3	19	23	0	47	20	8	.382	.453	.835	0	2	2
2018	Hartford	COL	.206	46	170	27	35	6	1	6	12	17	0	42	8	3	.289	.359	.648	0	0	3
2018	New Hampshire	TOR	.271	35	129	19	35	7	2	1	13	13	0	46	10	3	.354	.380	.734	1	0	4
Minor Totals			.276	414	1576	272	435	66	29	29	187	177	0	354	108	44	.353	.410	.763	13	23	18

**PROFESSIONAL CAREER:**

- Played his first season of professional baseball with Rookie-level Grand Junction where he batted .318 across 41 contests.
- Was named a 2014 MiLB.com Organizational All-Star and a Baseball America Rookie All-Star.
- Started his 2015 campaign with four games at Class-A (short) Boise before being promoted to Class-A Asheville.
- Hit .286 across his 103 games in 2015, including 16 doubles, 10 triples and seven homers... His 10 triples were tied for 3rd most in the South Atlantic League while his .793 OPS ranked 10th.
- Spent his entire 2016 season with Advanced-A Modesto... Batted .264 over 120 games.
- Played in just 22 games in 2017, all with Advanced-A Lancaster, before landing on the DL on May 3 for the remainder of the season.



# T.J. ZEUCH

**RHP**

- **BATS/THROWS:** Right/Right
- **HEIGHT/WEIGHT:** 6'7" | 225
- **BORN:** 9/1/95 in Mason, OH
- **OPENING DAY AGE:** 23
- **ACQUIRED:** 1st round (21st overall) in the 2016 June Amateur Draft
- **MLB DEBUT:** N/A

**2018 SEASON:**

- Started the year with Advanced-A Dunedin.
- Made six starts for the D-Jays and went 3-3 with a 3.47 ERA.
- Tossed his 1st career complete game on April 11 at Palm Beach, the first game of doubleheader, hurling 6.2 innings in a 2-1 walk-off loss (5H, 0BB, 4K).
- Was promoted to Double-A New Hampshire in May and made 21 starts for the Fisher Cats to round out his season.
- Threw seven shutout frames on June 2 at Binghamton for his 1st career complete game shutout (3H, 4BB, 4K).
- Picked up Eastern League Pitcher of the Week on June 17 after hurling eight shutout innings with just two hits allowed in a 3-0 win on June 14 at Akron.
- Was named a Mid-Season All-Star for the 1st time in his career.
- Finished his Double-A regular season with a 9-5 record and a 3.08 ERA.
- Made two starts in the postseason and allowed just one run across 12.0 innings (0.75 ERA) to help New Hampshire to an Eastern League Championship.

## T.J. ZEUCH CAREER STATISTICS

Year	Club	ORG	W-L	ERA	G	GS	CG	ShO	SV	IP	H	R	ER	HR	HB	BB	IBB	SO	WP	BK	OBA		
2016	GCL Blue Jays	TOR	0-0	0.00	1	1	0	0	0	3.0	0	0	0	0	0	0	2	0	0	0	.000		
2016	Vancouver	TOR	0-1	3.52	6	6	0	0	0	23.0	21	9	9	1	0	5	0	22	0	0	.247		
2016	Lansing	TOR	0-1	9.00	2	2	0	0	0	8.0	10	8	8	1	3	2	0	14	1	0	.294		
2017	GCL Blue Jays	TOR	0-2	5.14	3	3	0	0	0	7.0	9	6	4	1	1	2	0	5	2	0	.321		
2017	Dunedin	TOR	3-4	3.38	12	11	0	0	0	58.2	63	35	22	3	5	17	0	46	5	0	.266		
2018	Dunedin	TOR	3-3	3.47	6	6	1	0	0	36.1	34	15	14	4	1	9	0	24	1	0	.248		
2018	New Hampshire	TOR	9-5	3.08	21	21	1	1	0	120.0	120	48	41	7	4	31	0	81	4	0	.258		
Minor Totals					15-16	3-45	51	50	2	1	0	256.0	257	121	98	17	14	66	0	194	13	0	.258

**PROFESSIONAL CAREER:**

- Ranked as Toronto's # 16 prospect by MLB Pipeline / # 24 by Baseball America.
- Began his professional career in 2004 as a 17-year-old for the Tigers' Gulf Coast League affiliate...Tossed 32.0 innings in 16 relief appearances (4.78 ERA, 19BB/26K)...Returned there for 14 games in 2005.
- Combined for a 5-3 record in 2011 with seven saves and a 3.89 ERA for Class-A St. Lucie (8G) and Double-A Binghamton (36G)...After the season, was taken by Houston in the Rule 5 Draft.
- Made his MLB debut on April 7, 2012 vs. COL, striking out the only batter he faced (Michael Cuddyer).



---

# 2018 SEASON REVIEW



# 2018 SEASON REVIEW

## 2018 IL STANDINGS

North Division	W	L	Pct.	GB	South Division	W	L	Pct.	GB	West Division	W	L	Pct.	GB
Lehigh Valley	84	56	.600	-	Durham	79	60	.568	-	Toledo	73	66	.525	-
Scranton/Wilkes-Barre <sup>^</sup>	73	65	.529	10.0	Gwinnett	70	69	.504	9.0	Columbus	73	67	.521	0.5
Pawtucket	66	73	.475	17.5	Norfolk	69	71	.493	10.5	Indianapolis	73	67	.521	0.5
Rochester	64	76	.457	20.0	Charlotte	64	75	.460	15.0	Louisville	61	76	.445	11.0
Syracuse	64	76	.457	20.0	^Wild Card Winner									
Buffalo	61	77	.442	22.0										

## 2018 IL PLAYOFFS

### International League Semi-Finals

Scranton/Wilkes-Barre 5 at Lehigh Valley 6  
 Scranton/Wilkes-Barre 4 at Lehigh Valley 2  
 Lehigh Valley 1 at Scranton/Wilkes-Barre 6  
 Lehigh Valley 0 at Scranton/Wilkes-Barre 1

### International League Semi-Finals

Durham 3 at Toledo 10  
 Durham 6 at Toledo 5  
 Toledo 2 at Durham 4  
 Toledo 2 at Durham 3

### International League Governors' Cup Finals

Durham 2 at Scranton/Wilkes-Barre 3  
 Durham 5 at Scranton/Wilkes-Barre 2  
 \*Scranton/Wilkes-Barre 0 at Durham 3  
 \*Scranton/Wilkes-Barre 5 at Durham 2  
 \*Scranton/Wilkes-Barre 2 at Durham 6  
 \*Games played at PNC Field due to Hurricane Florence

## 2018 Governors' Cup Champions

### Durham Bulls

### 2018 IL HOME RECORDS

Team	Wins	Losses	Pct.
Lehigh Valley	43	27	.634
Gwinnett	40	29	.629
Columbus	40	30	.620
Durham	40	30	.620
Indianapolis	40	30	.620
Scranton/Wilkes-Barre	39	29	.578
Norfolk	36	34	.535
Toledo	36	34	.521
Syracuse	35	35	.500
Pawtucket	34	35	.493
Charlotte	34	36	.493
<b>Buffalo</b>	<b>33</b>	<b>35</b>	<b>.479</b>
Louisville	32	38	.479
Rochester	29	41	.429

### 2018 IL ROAD RECORDS

Team	Wins	Losses	Pct.
Lehigh Valley	41	29	.592
Durham	39	30	.578
Toledo	37	32	.549
Rochester	35	35	.521
Scranton/Wilkes-Barre	34	36	.507
Columbus	33	37	.493
Indianapolis	33	37	.479
Norfolk	33	37	.457
Pawtucket	32	38	.451
Charlotte	30	39	.451
Gwinnett	30	40	.414
Louisville	29	38	.394
Syracuse	29	41	.366
<b>Buffalo</b>	<b>28</b>	<b>42</b>	<b>.338</b>

## 2018 BUFFALO BISONS VS. THE INTERNATIONAL LEAGUE

	IL North	Overall	Home	Road		Overall	Home	Road
	Lehigh Valley	4-14	1-6	3-8				
	Pawtucket	9-11	5-6	4-5				
	Rochester	8-9	3-4	5-5				
	Scranton/Wilkes-Barre	8-8	5-3	3-5				
	Syracuse	9-9	8-3	1-6				
	<b>IL North Division</b>	<b>38-51</b>	<b>22-22</b>	<b>16-29</b>				
IL South	Overall	Home	Road	IL West	Overall	Home	Road	
Charlotte	4-2	1-2	3-0	Columbus	4-2	2-1	2-1	
Durham	3-4	2-2	1-2	Indianapolis	2-5	1-3	1-2	
Gwinnett	3-4	1-2	2-2	Louisville	1-3	0-1	1-2	
Norfolk	3-3	2-1	1-2	Toledo	3-3	2-1	1-2	
<b>IL South Division</b>	<b>13-13</b>	<b>6-7</b>	<b>7-6</b>	<b>IL West Division</b>	<b>10-13</b>	<b>5-6</b>	<b>5-7</b>	

# 2018 SEASON REVIEW

## 2018 INTERNATIONAL LEAGUE POST SEASON AWARDS

### Most Valuable Player

**1B Joey Meneses - Lehigh Valley IronPigs**  
130G, .311, 27 2B, 23 HR, 82 RBI, .510 SLG

### Most Valuable Pitcher

**Cole Irvin - Lehigh Valley IronPigs**  
26G, 14-4, 2.57 ERA, 161.1 IP, 131 K

### Rookie of the Year

**1B Joey Meneses - Lehigh Valley IronPigs**

### Manager of the Year

**Gary Jones - Lehigh Valley IronPigs**  
84-56, 1st Place, IL North Division

## 2018 INTERNATIONAL LEAGUE POST SEASON ALL-STAR TEAM

<b>C</b>	<b>Danny Jansen</b>	<b>Buffalo</b>	OF	Rusney Castillo	Pawtucket
1B	Joey Meneses	Lehigh Valley	OF	Christin Stewart	Toledo
2B	Kevin Kramer	Indianapolis	DH	Kennys Vargas	Rochester
SS	Kevin Newman	Indianapolis	UTL	Kean Wong	Durham
3B	Mitch Walding	Lehigh Valley	SP	Cole Irvin	Lehigh Valley
OF	Brandon Barnes	Columbus	RP	Pedro Beato	Lehigh Valley

## 2018 INTERNATIONAL LEAGUE MID-SEASON ALL-STAR TEAM

Players Elected			Players Selected		
<b>C</b>	<b>Danny Jansen</b>	<b>Buffalo</b>	<b>C</b>	Willians Astudillo	Rochester
1B	Joey Menseses	Lehigh Valley	<b>C</b>	Francisco Mejia	Columbus
2B	Kean Wong	Durham	INF	Drew Dosch	Norfolk
SS	Ronny Rodriguez	Toledo Mud Hens	INF	Brandon Drury	Scranton/Wilkes-Barre
<b>3B</b>	<b>Jason Leblebician</b>	<b>Buffalo</b>	INF	Carlos Franco	Gwinnett
OF	Brandon Barnes	Columbus	INF	Kevin Newman	Indianapolis
OF	Rusney Castillo	Pawtucket	INF	Jacob Wilson	Syracuse
OF	Christin Stewart	Toledo	OF	Jim Adduci	Toledo
DH	Chad Huffman	Toledo	OF	Christopher Bostick	Indianapolis
SP	Jalen Beeks	Pawtucket	OF	DJ Stewart	Norfolk
SP	Enyel De Los Santos	Lehigh Valley	P	Kolby Allard	Gwinnett
RP	Ryan Brazier	Pawtucket	P	Cody Carroll	Scranton/Wilkes-Barre
RP	Thiago Vieira	Charlotte	P	Ian Gibaut	Durham
MGR	Chris Tremie	Columbus	P	Cole Irvin	Lehigh Valley
Coach	Steve Karsay	Columbus	P	Dovydas Neverauskus	Indianapolis
Coach	Bobby Magellanes	Columbus	P	Evan Phillips	Gwinnett
Coach	Johnny Narron	Columbus	P	Kevin Quackenbush	Louisville
Trainer	Chad Wolfe	Columbus	P	Tanner Rainey	Louisville
Strength	Scott Nealon	Columbus	P	Donny Roach	Charlotte
			P	Jimmy Yacobonis	Norfolk

## 2018 TRIPLE-A ALL-STAR GAME - COLUMBUS, OH (PCL 12, IL 7)

The Pacific Coast League treated the 10,516 fans at Huntington Park to the highest offensive output in Triple-A's midsummer classic in more than a decade. The 12 runs scored by the PCL was the most since the 2003 All-Star Game in Memphis, TN. Bisons third baseman Jason Leblebician had one of the 29 combined hits in the game, which set a new record for the event as well. The International League scored first for a 1-0 lead through an inning, but the PCL erupted for a six-run second inning and did not look back. Josh Fuentes was named the PCL's All-Star MVP. The Albuquerque Isotopes 3B was 2-3 at the plate, including a solo home run for the winning team. Durham's Kean Wong was named the All-Star MVP for the IL with a 3-4 performance in the 31st annual Triple-A All Star Game also.



### Buffalo Bisons All-Stars

C Danny Jansen (0-1)  
3B Jason Leblebician (1-2, R, RBI, BB)

## 2018 BISONS INTERNATIONAL LEAGUE WEEKLY PLAYER AWARDS

6/18-25 LHP Ryan Borucki (1 G/GS, CG, SHO, 1-0, 0.00 ERA, 7.0 IP, 3 H, 0 R/ER, 1 BB, 4 SO)  
7/16-22 RHP Sean Reid-Foley (2 G/GS, 2-0, 0.75 ERA, 12.0 IP, 3 H, 1 R/ER, 3 BB, 12 SO)  
8/6-12 3B Vladimir Guerrero Jr. (6 G, .458 AVG, 5 R, 1 2B, 4 HR, 5 RBI, 1.000 SLG)



# 2018 SEASON REVIEW

## 2018 INTERNATIONAL LEAGUE HITTING STATISTICS & LEADERS

Team	AVG	G	AB	R	RA	H	TB	2B	3B	HR	RBI	SH	SF	HP	BB	IBB	SO	SB	CS	DP	SLG	OBP	LOB
Indianapolis	.271	140	4624	625	586	1251	1933	310	30	104	594	48	41	51	416	10	1044	111	46	87	.418	.335	966
Louisville	.260	140	4602	576	627	1195	1862	256	36	113	537	43	29	41	390	18	1157	73	49	113	.405	.321	928
Durham	.259	140	4663	653	545	1209	1955	269	27	141	613	12	27	46	398	9	1243	83	32	88	.419	.322	906
Scranton/WB	.256	140	4558	578	540	1168	1855	219	36	132	546	23	26	43	408	10	1050	49	30	104	.407	.322	939
Syracuse	.256	140	4639	565	573	1187	1713	251	19	79	523	24	46	50	448	21	1005	84	40	126	.369	.325	1002
Gwinnett	.254	139	4593	584	565	1165	1762	246	24	101	551	19	35	40	388	14	1152	60	21	105	.384	.315	931
Toledo	.253	139	4671	577	595	1180	1818	237	31	113	545	13	29	47	413	8	1075	66	36	86	.389	.318	955
Norfolk	.252	140	4618	601	610	1162	1759	240	24	103	563	19	38	53	433	17	1095	61	19	108	.381	.320	955
Pawtucket	.249	139	4644	535	544	1158	1705	224	10	101	499	16	43	46	440	7	1138	64	34	107	.367	.318	1008
<b>Buffalo</b>	<b>.249</b>	<b>138</b>	<b>4489</b>	<b>573</b>	<b>590</b>	<b>1119</b>	<b>1707</b>	<b>217</b>	<b>28</b>	<b>105</b>	<b>533</b>	<b>20</b>	<b>45</b>	<b>64</b>	<b>435</b>	<b>8</b>	<b>1091</b>	<b>124</b>	<b>59</b>	<b>86</b>	<b>.380</b>	<b>.321</b>	<b>945</b>
Columbus	.249	140	4609	602	652	1147	1817	278	19	118	566	44	38	72	470	13	1290	91	41	103	.394	.325	984
Charlotte	.248	139	4621	533	611	1145	1769	217	22	103	490	25	33	41	432	8	1204	80	44	91	.383	.316	974
Lehigh Valley	.245	140	4562	620	555	1119	1826	230	21	145	590	37	42	55	489	16	1213	60	22	95	.400	.323	957
Rochester	.227	140	4491	485	514	1021	1553	193	24	97	454	13	43	79	433	14	1061	78	26	104	.346	.304	944

Batter	Club	AVG	G	AB	R	H	HR	RBI	Home Runs					
Castillo, Rusney	PAW	.319	117	474	56	151	5	59	Meneses, Joey				LHV	23
Meneses, Joey	LHV	.311	130	492	75	153	23	82	Stewart, Christin				TOL	23
Kramer, Kevin	IND	.311	129	476	73	148	15	59	Cozens, Dylan				LHV	21
Newman, Kevin	IND	.302	109	437	74	132	4	35	Vargas, Kennys				ROC	21
McBroom, Ryan	SWB	.295	96	359	49	106	11	46	Haase, Eric				COL	20
Diaz, Yandy	COL	.293	98	348	53	102	3	40	Walding, Mitch				LHV	19
Guerrero, Gabriel	LOU	.292	104	404	64	118	17	65	3 others tied at 18					
Reyes, Pablo	IND	.289	110	356	52	103	8	36						
Elmore, Jake	CHA	.289	100	329	47	95	1	27						
Wong, Kean	DUR	.282	116	451	65	127	9	50						

Hits		Stolen Bases		Runs Batted In				
Meneses, Joey	LHV	153	Velazquez, Andrew	DUR	29	Meneses, Joey	LHV	82
Castillo, Rusney	PAW	151	Newman, Kevin	IND	28	Barnes, Brandon	COL	81
Kramer, Kevin	IND	148	<b>Fields, Roemon</b>	<b>BUF</b>	<b>25</b>	Stewart, Christin	TOL	77
Lugo, Dawel	TOL	137	Barnes, Brandon	COL	19	Franco, Carlos	GWN	76
Barnes, Brandon	COL	136	<b>Lopes, Tim</b>	<b>BUF</b>	<b>18</b>	Vargas, Kennys	ROC	73
Ruiz, Rio	GWN	134	<b>Alford, Anthony</b>	<b>BUF</b>	<b>17</b>	Ruiz, Rio	GWN	72
Rosa, Garabez	NOR	133	May, Jacob	CHA	15	Haase, Eric	COL	71
Newman, Kevin	IND	132	Hazelbaker, Jeremy	ROC	14	Walding, Mitch	LHV	69
Marmalejos, Jose	SYR	131	Robles, Victor	SYR	14	Guerrero, Gabriel	LOU	65
Wong, Kean	DUR	127	5 others tied at		13	Chang, Yu	COL	62

Runs Scored		Doubles		Triples				
Barnes, Brandon	COL	75	Barnes, Brandon	COL	39	<b>McKinney, Billy</b>	<b>BUF/SWB</b>	7
Meneses, Joey	LHV	75	Kramer, Kevin	IND	35	Avalino, Abiatal	SWB	6
Newman, Kevin	IND	74	Castillo, Rusney	PAW	31	Mahtook, Mikie	TOL	6
Anna, Dean	LHV	73	Reynolds, Matt	SYR	31	VanMeter, Josh	LOU	6
Kramer, Kevin	IND	73	Newman, Kevin	IND	30	Velazquez, Andrew	DUR	6
Ruiz, Rio	GWN	72	Leonard, Patrick	CHA	29	Yastrzemski, Mike	NOR	6
Walding, Mitch	LHV	70	Chang, Yu	COL	28	Adames, Willy	DUR	5
Stewart, Christin	TOL	69	Peterson, D.J.	LOU	28	Bourjos, Peter	GWN	5
Wong, Kean	DUR	65	Skole, Matt	CHA	28	Rodriguez, Ronny	TOL	5
Guerrero, Gabriel	LOU	64	2 others tied at		27	12 others tied at		4

On-Base Pct.		Slugging Pct.		Walks				
Diaz, Yandy	COL	.409	Meneses, Joey	LHV	.510	Walding, Mitch	LHV	73
Elmore, Jake	CHA	.397	Kramer, Kevin	IND	.492	Diaz, Yandy	COL	70
Walding, Mitch	LHV	.390	Stewart, Christin	TOL	.480	Stewart, Christin	TOL	67
Anna, Dean	LHV	.367	Guerrero, Gabriel	LOU	.475	Skole, Matt	CHA	61
Kramer, Kevin	IND	.365	Walding, Mitch	LHV	.474	Vargas, Kennys	ROC	58
Stewart, Christin	TOL	.364	Snyder, Brandon	DUR	.465	Elmore, Jake	CHA	55
Castillo, Rusney	PAW	.360	Peterson, D.J.	LOU	.462	Stewart, DJ	NOR	54
Meneses, Joey	LHV	.360	Coats, Jason	DUR	.448	Anna, Dean	LHV	51
Barnes, Brandon	COL	.360	Rosales, Adam	COL	.445	Trahan, Blake	LOU	49
Wong, Kean	DUR	.347	Barnes, Brandon	COL	.444	2 others tied at		47

# 2018 SEASON REVIEW

## 2018 INTERNATIONAL LEAGUE PITCHING STATISTICS & LEADERS

Team	W-L	PCT	ERA	G	GS	CG	SHO	GF	SV	IP	H	AB	TBF	R	ER	HR	SH	SF	HB	BB	IBB	SO	WP	BK
Rochester	64-76	.457	3.39	140	140	2	11	138	38	1215.2	1103	4556	5103	514	458	99	18	39	49	439	17	1151	64	3
Pawtucket	66-73	.475	3.43	139	139	1	9	138	39	1220.2	1127	4649	5181	544	465	117	21	38	60	413	10	1221	50	7
Durham	79-60	.568	3.54	139	139	0	7	139	41	1209.2	1111	4592	5066	545	476	127	19	29	40	380	12	1267	64	5
Lehigh Valley	84-56	.600	3.63	140	140	3	13	137	46	1221.0	1112	4589	5131	555	492	114	29	34	57	422	19	1072	69	14
Scranton/WB	73-65	.529	3.71	138	138	6	7	132	29	1188.1	1056	4475	5008	540	490	112	19	34	44	436	14	1179	43	5
Syracuse	64-76	.457	3.77	140	140	3	8	137	31	1218.1	1149	4604	5150	573	510	96	38	34	50	424	14	1161	45	10
Gwinnett	70-69	.504	3.78	139	139	3	14	136	30	1195.2	1109	4489	5098	565	502	89	35	46	56	467	14	1174	98	8
Indianapolis	73-67	.521	3.88	140	140	3	15	137	33	1205.2	1225	4616	5235	586	520	88	39	35	62	482	12	1093	40	4
<b>Buffalo</b>	<b>61-77</b>	<b>.442</b>	<b>3.94</b>	<b>138</b>	<b>138</b>	<b>4</b>	<b>5</b>	<b>134</b>	<b>31</b>	<b>1176.2</b>	<b>1169</b>	<b>4536</b>	<b>5048</b>	<b>590</b>	<b>515</b>	<b>121</b>	<b>13</b>	<b>39</b>	<b>48</b>	<b>410</b>	<b>4</b>	<b>953</b>	<b>37</b>	<b>6</b>
Norfolk	69-71	.493	4.05	140	140	2	10	138	31	1205.1	1218	4683	5241	610	542	109	21	35	58	444	18	1109	74	1
Toledo	73-66	.525	4.05	139	139	0	12	139	48	1221.0	1210	4657	5184	595	550	105	24	46	52	402	5	1132	29	0
Charlotte	64-75	.460	4.11	139	139	1	9	138	34	1216.1	1173	4621	5212	611	556	113	25	35	53	478	3	1146	97	6
Louisville	61-76	.445	4.19	137	137	1	6	136	32	1197.1	1192	4593	5150	627	558	132	32	39	50	435	10	1080	58	2
Columbus	73-67	.521	4.34	140	140	3	11	137	37	1220.2	1272	4724	5190	652	588	133	23	32	50	361	21	1080	58	2

Pitcher	Club	W-L	ERA	IP	H	BB	SO	Wins
Irvin, Cole	LHV	14-4	2.57	161.1	135	35	131	Irvin, Cole
De Los Santos, Enyel	LHV	10-5	2.63	126.2	104	43	110	Eppler, Tyler
Allard, Kolby	GWN	6-4	2.72	112.1	102	34	89	Stephenson, Robert
Weber, Ryan	DUR	9-6	2.73	115.1	117	23	83	Cuevas, William
Valdez, Phillips	SYR	6-7	2.75	124.1	111	44	96	De Los Santos, Enyel
Stephenson, Robert	LOU	11-6	2.87	113.0	74	57	135	7 others tied at
Brubaker, J.T.	IND	8-4	3.10	119.0	121	36	96	
Cuevas, William	PAW	10-7	3.39	135.1	120	38	121	
Rogers, Josh	NOR	8-9	3.54	139.2	144	36	101	
Eppler, Tyler	IND	13-6	3.59	153.0	160	39	118	

Strikeouts			Saves			Innings Pitched		
Kopech, Michael	CHA	170	Beato, Pedro	LHV	35	Wilk, Adam	COL	164.2
Stephenson, Robert	LOU	135	Quackenbush, Kevin	LOU	25	Irvin, Cole	LHV	161.1
Irvin, Cole	LHV	131	<b>Shafer, Justin</b>	<b>BUF</b>	<b>15</b>	Eppler, Tyler	IND	153.0
Wojciechowski, Asher	CHA	126	Gibaut, Ian	DUR	14	Lopez, Jose	LOU	141.0
Cuevas, William	PAW	121	Brasier, Ryan	PAW	13	Eshelman, Tom	LHV	140.1
Eppler, Tyler	IND	118	Barbato, Johnny	TOL	12	Rogers, Josh	NOR	139.2
Beeks, Jalen	PAW	117	Hellweg, Johnny	IND	11	Cuevas, William	PAW	135.1
Lopez, Jose	LOU	117	Marinez, Jhan	NOR	11	Nicolino, Justin	LOU	134.1
Voth, Austin	SYR	117	Taylor, Ben	COL	11	Shepherd, Chandler	PAW	129.2
Sims, Lucas	LOU	115	Webb, Jacob	GWN	11	De Los Santos, Enyel	LHV	126.2

Games			Complete Games			Shutouts		
Beato, Pedro	LHV	63	Adams, Chance	SWB	2	11 tied at		1
Scahill, Rob	CHA	52	Wisler, Matt	LOU	2			
Herget, Jimmy	LOU	50	28 others tied at 1					
Windle, Tom	LHV	50			1			
Smith, Chris	SYR	49						
Comer, Kevin	TOL	48						
Gibaut, Ian	DUR	48						
Edgin, Josh	SYR	47						
Quackenbush, Kevin	LOU	47						
Tapia, Domingo	LOU	47						

Holds			Losses			Walks		
Scahill, Rob	CHA	13	Eshelman, Tom	LHV	13	Kopech, Michael	CHA	60
Edgin, Josh	SYR	11	Lopez, Jose	LOU	13	Adams, Chance	SWB	58
Anderson, Tanner	IND	10	Finnegan, Brandon	LOU	10	Wilk, Adam	COL	58
Bummer, Aaron	CHA	10	McRae, Alex	IND	10	Stephenson, Robert	LOU	57
Herget, Jimmy	LOU	10	Shepherd, Chandler	PAW	10	Gonsalves, Stephen	ROC	55
Milner, Hoby	LHV	10	Rogers, Josh	NOR	9	McRae, Alex	IND	50
Rainey, Tanner	LOU	9	<b>Waguespack, Jacob</b>	<b>BUF/LHV</b>	<b>9</b>	Turley, Josh	TOL	46
Smith, Chris	SYR	9	Wilk, Adam	COL	9			
4 others tied at		8	Wojciechowski, Asher	CHA	9			
			8 others tied at		8			

# 2018 SEASON REVIEW

## 2018 BUFFALO BISONS GAME-BY-GAME RESULTS

Date	Opponent	Score	W/L	Record	Place	Winning Pitcher	Losing Pitcher	Save	Attend.	Time
4/6	@ROC			Postponed: Make up date: May 25 DH @ ROC (5:05 p.m.)						
4/7	@ROC			Postponed: Make up date: May 27 DH @ ROC(1:05 p.m.)						
4/8	@ROC			Postponed: Make up date: August 28 DH @ ROC (5:05 p.m.)						
4/9	@PAW	W	4-3 (12)	1-0	2 (-0.5)	Moll (1-0)	Brasier (0-1)	-	-	4:01
4/10	@PAW	L	1-3	1-1	T3 (-1.5)	Cuevas (1-0)	Borucki (0-1)	Elias (1)	-	2:26
4/11	@PAW	W	14-8	2-1	3 (-0.5)	McGuire (1-0)	Workman (0-1)	-	-	3:01
4/12	vIND	L	1-2	2-2	T3 (-1.5)	Jones (1-0)	Girodo (0-1)	Hellweg (2)	11,352	2:44
4/13	vIND	W	11-1	3-2	T3 (-0.5)	Rowley (1-0)	McRae (0-1)	-	4,564	2:29
4/14	vIND			Postponed: Make up date: July 27 DH @ IND (6:05 p.m.)						
4/15(DH)	vIND			Postponed: Make up date: July 29 DH @ IND (12:35 p.m.)						
4/16	vLOU			Postponed: Make up date: July 24 DH @ LOU (5:05 p.m.)						
4/17	vLOU			Cancelled, was not made up						
4/18	vLOU			Cancelled, was not made up						
4/20	@NOR	L	2-5	3-3	T2 (-2.5)	Melville (1-0)	Borucki (0-2)	Marinez (2)	-	2:58
4/21	@NOR	W	8-6 (11)	4-3	T2 (-1.5)	Santos (1-0)	Wotherspoon (1-1)	-	-	3:50
4/22	@NOR	L	1-6	4-4	T3 (-2.5)	Wojciechowski (1-0)	McGuire (1-1)	Marinez (3)	-	2:52
4/23	@DUR	L	1-8	4-5	4 (-2.5)	Snow (1-1)	Biagini (1-1)	Weber (1)	-	2:40
4/24	@DUR	L	1-5	4-6	T4 (-2.5)	Mujica (2-1)	Rowley (1-1)	-	-	2:43
4/25	@DUR	W	5-2	5-6	T4 (-2.5)	Borucki (1-2)	Nuno (1-1)	Petricka (1)	-	2:28
4/27	vPAW	L	8-9 (10)	5-7	5 (-3.5)	Brasier (2-1)	Moll (1-1)	-	5,436	3:10
4/28	vPAW	L	3-6	5-8	6 (-3.5)	Beeks (2-1)	Biagini (0-2)	Jerez (3)	4,623	3:05
4/29	vPAW	W	2-0	6-8	T4 (-3.0)	McGuire (2-1)	Cuevas (1-1)	Albuquerque (1)	4,709	2:18
4/30	@SWB	W	6-2	7-8	T4 (-3.0)	Rowley (2-1)	Rogers (2-2)	Moll (1)	-	2:35
5/1	@SWB	L	1-7	7-9	T5 (-3.5)	Camarena (1-1)	Borucki (1-3)	-	-	2:16
5/2	@SWB	L	2-3	7-10	6 (-4.0)	Espinal, R (1-0)	Smith, M (0-1)	-	-	2:36
5/3	vSYR	W	3-0	8-10	T5 (-3.0)	Fisk (1-0)	Jackson (0-1)	Dillon (1)	4,362	2:26
5/4	vSYR	W	4-3 (11)	9-10	T4 (-2.0)	Albuquerque (1-0)	Adams (0-1)	-	4,581	2:39
5/5	vSYR	W	7-6	10-10	4 (-1.0)	Rowley (3-1)	Milone (1-2)	Smith M. (1)	6,151	2:36
5/6	vSYR	W	6-1	11-10	2 (-1.0)	Borucki (2-3)	Voth (2-1)	Ramirez (1)	6,288	2:47
5/7	vROC	L	3-7	11-11	T3 (-2.0)	Jaye (1-2)	Guerrieri (0-1)	-	4,369	2:53
5/8	vROC	L	1-2	11-12	5 (-1.5)	Slegers (3-1)	Biagini (0-3)	Curtiss (1)	4,393	2:14
5/9	vROC	W	7-0	12-12	T2 (-1.5)	McGuire (3-1)	Enns (1-4)	-	5,530	2:25
5/10	@LHV	L	5-6	12-13	T4 (-2.5)	Windle (2-1)	Ramirez (0-1)	-	-	2:47
5/11	@LHV	L	0-3	12-14	T5 (-3.5)	Lively (1-0)	Borucki (2-4)	Waguespack (1)	-	2:01
5/12	@LHV	L	0-1	12-15	6 (-4.5)	Irvin (3-1)	Dillon (0-1)	Beato (11)	-	2:12
5/13	@LHV			Postponed: Make up date: June 12 DH @ LHV (6:05 p.m.)						
5/14	@PAW	L	5-6(10)	12-16	6 (-5.0)	Jerez (1-0)	Moll (1-2)	-	-	2:53
5/15	@PAW			Postponed: Make up date: June 19 DH @ PAW (4:35 p.m.)						
5/16	@PAW	W	5-4	13-16	6 (-3.0)	Mayza (1-0)	Brasier (2-4)	Albuquerque (2)	-	2:53
5/18	vSWB	W	5-1	14-16	6 (-3.0)	Borucki (3-4)	Camarena (2-3)	-	8,222	2:22
5/19	vSWB	W	9-2	15-16	T3 (-3.0)	Dillon (1-1)	Koerner (1-2)	-	5,217	2:31
5/20	vSWB	W	4-3	16-16	3 (-3.0)	Mayza (2-0)	Cortes (0-3)	Shafer (1)	6,339	2:26
5/21	vSYR	W	8-5	17-16	3 (-3.0)	Isaacs (1-0)	Adams (0-2)	Albuquerque (3)	5,192	2:26
5/22	vSYR	W	5-4	18-16	3 (-3.0)	Fisk (2-0)	Milone (2-4)	Shafer (2)	4,997	2:13
5/23	vSYR	L	2-7	18-17	3 (-3.0)	Valdez (2-0)	Borucki (3-5)	-	5,269	2:25
5/24	vSYR	L	8-11	18-18	3 (-3.0)	Jackson (3-2)	Reid-Foley (0-1)	-	5,082	3:00
5/25(1)	@ROC	W	9-8	19-18		Mayza (3-0)	Slegers (5-2)	Shafer (3)	-	2:16
5/25(2)	@ROC	W	2-1	20-18	3 (-2.5)	Dillon (2-1)	Jaye (3-3)	-	-	1:45
5/26	@ROC	L	0-2	20-19	3 (-4.0)	Enns (3-5)	Rowley (3-2)	Anderson (3)	-	2:11
5/27(1)	@ROC	W	11-2	21-19		Romano (1-0)	May (0-3)	-	-	2:33
5/27(2)	@ROC	W	3-1	22-19	2 (-2.5)	Santos (2-0)	Mejia (0-1)	Mayza (1)	-	1:54
5/28	@ROC	W	4-2	23-19	2 (-1.5)	Borucki (4-5)	Littell (1-1)	Shafer (4)	-	2:19
5/29	vCOL	L	5-7	23-20	2 (-1.5)	Eubank (2-0)	Moll (1-3)	-	4,742	2:48
5/30	vCOL	W	7-3	24-20	2 (-1.5)	Guerrieri (1-1)	Whitehouse (0-1)	-	5,591	2:16
5/31	vCOL	W	4-3	25-20	2 (-0.5)	Shafer (1-0)	Eubank (2-1)	-	16,501	3:00
6/1	vCHA	L	4-10	25-21	3 (-0.5)	Roach (5-2)	McGuire (3-2)	-	6,865	3:07
6/2	vCHA	W	9-2	26-21	1 (+0.5)	Borucki (5-5)	Kopech (2-3)	-	16,593	2:32
6/3	vCHA	L	3-4	26-22	2 (-0.5)	Minaya (1-3)	Shafer (1-1)	Vieira (2)	5,804	2:46
6/5	@TOL	L	7-8	26-23	T2 (-1.5)	Comer (2-0)	Albuquerque (1-1)	-	-	3:06
6/6	@TOL	L	1-4	26-24	T2 (-2.5)	Thielbar (3-0)	Rowley (3-3)	Barbato (5)	-	2:09
6/7	@TOL	W	9-4	27-24	2 (-2.5)	McGuire (4-2)	Dowdy (2-2)	-	-	2:49
6/8	@COL	L	5-6	27-25	2 (-3.5)	Kontos (1-0)	Fisk (2-1)	-	-	3:02
6/9	@COL			Postponed: Make up date: June 10 DH @ COL (1:05 p.m.)						
6/10(1)	@COL	W	9-1	28-25		Reid-Foley (1-1)	Jaye (3-5)	-	-	1:53
6/10(2)	@COL	W	2-1	29-25	2 (-2.5)	Shafer (2-1)	Sulser (2-2)	Albuquerque (4)	-	2:18
6/11	@LHV	W	9-4	30-25	2 (-1.5)	Rowley (4-3)	Anderson (2-2)	-	-	2:56
6/12(1)	@LHV	L	0-2	30-26		De Los Santos (7-3)	Tepesch (0-1)	-	-	1:43
6/12(2)	@LHV	W	9-2	31-26	2 (-1.5)	Eshelman (1-6)	Shafer (3-1)	-	-	2:25
6/13	@LHV	L	7-8	31-27	2 (-2.5)	Beato (2-2)	Mayza (3-1)	-	-	3:03
6/14	vROC	L	1-3	31-28	2 (-3.5)	Mejia (2-2)	Smith (0-2)	Curtiss (4)	6,239	2:29
6/15	vROC	W	4-3	32-28	2 (-2.5)	Reid-Foley (2-1)	Littell (1-3)	Fisk (1)	10,035	2:12
6/16	vROC	L	2-6 (10)	32-29	2 (3.5)	Busenitz (2-1)	Santos, L (2-1)	-	8,469	2:49
6/17	vROC	W	3-2	33-29	2 (-3.5)	Cruz (1-0)	Reed (0-1)	Shafer (5)	11,358	2:36
6/19(1)	@PAW	W	4-0	34-29		Borucki (6-5)	Beeks (4-4)	-	-	1:52
6/19(2)	@PAW	L	0-6	34-30	2(-4.0)	Jerez, (2-0)	Smith (0-3)	-	-	2:15

# 2018 SEASON REVIEW

## 2018 BUFFALO BISONS GAME-BY-GAME RESULTS

Date	Opponent	Score	W/L	Record	Place	Winning Pitcher	Losing Pitcher	Save	Attend.	Time
6/20	@PAW	L	2-10	34-31	2 (-4.0)	Smith (4-3)	Tevesch (0-2)	Smith (1)	-	2:55
6/21	@PAW	L	1-4	34-32	2 (-4.0)	Haley (4-6)	Reid-Foley (2-2)	Brasier (9)	-	2:39
6/22	vLHV	L	3-8	34-33	2 (-5.0)	Anderson (4-2)	Rowley (4-4)	Beato (19)	8,172	2:46
6/23	vLHV	L	1-4	34-34	2 (-6.0)	Leibrandt (4-0)	Smith (0-4)	Beato (20)	6,256	2:47
6/24	vLHV	Postponed: Make up date: August 1 vLHV (5:35 p.m.)								
6/25	vPAW	L	2-3	34-35	T3 (-7.0)	Smith (1-2)	Santos (2-2)	Brasier (11)	5,830	2:27
6/26	vPAW	W	3-1	35-35	T2 (-6.0)	Reid-Foley (3-2)	Jerez (2-1)	Shafer (6)	6,636	2:39
6/27	vPAW	W	3-1	36-35	2 (-6.0)	Rowley (5-4)	Cuevas (5-5)	Petricka (2)	7,134	2:16
6/28	vPAW	W	8-1	37-35	2 (-5.0)	Harris (1-0)	Shepherd (4-6)	-	7,257	2:34
6/29	@SYR	L	4-5	37-36	2 (-6.0)	Edgin (4-1)	Fisk (2-2)	Cordero, J (5)	-	2:49
6/30	@SYR	L	3-8	37-37	3 (-7.0)	Valdez, P (3-4)	Tevesch (0-3)	-	-	2:36
7/1	@SYR	W	4-1	38-37	2 (-6.0)	Reid-Foley (4-2)	Voth (4-5)	Cruz (1)	-	2:45
7/2	vSWB	L	2-6	38-38	T3 (-6.0)	Sheffield (2-3)	Rowley (5-5)	-	6,197	2:40
7/3	vSWB	L	3-6	38-39	4 (-7.0)	Cessa (1-0)	Harris (1-1)	Espinal, R (1)	16,295	2:34
7/4	@SWB	L	2-4	38-40	4 (-7.0)	Tarpley (1-0)	Fernandez, J (0-1)	Gallegos (1)	-	2:24
7/5	@SWB	L	6-9	38-41	4 (-8.0)	Cortes (3-3)	Tevesch (0-4)	Carroll (8)	-	2:27
7/6	vSYR	W	6-4	39-41	4 (-8.0)	Reid-Foley (5-2)	Goforth (2-3)	Shafer (7)	9,764	2:48
7/7	vSYR	W	4-2	40-41	3 (-8.0)	Fernandez (1-1)	Collins (1-3)	Cumpton (1)	8,192	2:41
7/8	vSYR	L	0-3	40-42	3 (-9.0)	Milone (5-4)	Rowley (5-6)	Suero (1)	9,182	2:49
7/12	@LHV	W	4-3	41-42	3 (-8.0)	Cumpton (1-0)	Thompson (1-2)	Fernandez (1)	-	3:02
7/13	@LHV	L	13-14 (10)	41-43	4 (-9.0)	Windle (8-3)	Fisk (2-3)	-	-	3:40
7/14	@LHV	L	3-5	41-44	4 (-10.0)	Anderson (6-3)	Pannone (0-1)	Beato (23)	-	2:35
7/15	@LHV	L	0-8	41-45	5 (-11.0)	Suarez (1-0)	Tevesch (0-5)	-	-	2:34
7/16	vNOR	W	8-1	42-45	5 (-11.0)	Cumpton (2-0)	Hess (2-2)	-	5,579	2:28
7/17	vNOR	W	7-3	43-45	3 (-11.0)	Reid-Foley (6-2)	Yacobonis (3-3)	-	6,233	2:43
7/18	vNOR	L	4-5 (10)	43-46	3 (-11.0)	Long (1-0)	Shafer (3-2)	Gamboia (1)	10,704	2:54
7/19	vDUR	L	3-4	43-47	3 (-11.0)	Pruitt (2-0)	Fernandez (1-2)	-	7,670	2:19
7/20	vDUR	W	6-5	44-47	3 (-11.0)	Smith (1-4)	Alaniz (1-1)	-	12,196	2:26
7/21	vDUR	L	5-10	44-48	3 (-12.0)	Kittredge (3-0)	Cumpton (2-1)	-	8,285	3:08
7/22	vDUR	W	5-3	45-48	3 (-12.0)	Reid-Foley (7-2)	Weber (6-4)	-	7,523	2:42
7/24(1)	@LOU	L	0-3	45-49	-	Stephenson (10-6)	Estrada (0-1)	-	-	1:45
7/24(2)	vLOU*	L	3-4 (8)	45-50	3 (-13.5)	Rainey (4-1)	Shafer (3-3)	Quackenbush (16)	-	2:31
7/25	@LOU	L	2-6	45-51	3 (-13.5)	Nicolino (5-5)	Pannone (0-2)	-	-	2:20
7/26	@LOU	W	4-3	46-51	3 (-13.5)	Tevesch (1-5)	Lopez (4-9)	Shafer (8)	-	2:31
7/27(1)	@IND	L	3-4	46-52	-	Eppler (10-5)	Barnes (0-1)	Neverauskas (1)	-	2:06
7/27(2)	vIND**	L	3-6	46-53	3 (-14.5)	Sadler (6-5)	Mayza (3-2)	-	-	2:07
7/28	@IND	L	4-6	46-54	4 (-16.0)	DuRapau (1-0)	Fisk (2-4)	Anderson (5)	-	2:39
7/29(1)	@IND	W	2-1	47-54	-	Stewart (1-0)	Waddell (4-6)	Shafer (9)	-	2:08
7/29(2)	vIND***	L	0-2	47-55	3 (-15.5)	Liranzo (2-1)	Breslow (0-1)	-	-	2:01
7/30	vLHV	L	0-2	47-56	T3 (-16.5)	Eshelman (2-9)	Pannone (0-3)	Beato (27)	7,121	2:20
7/31	vLHV	L	8-11	47-57	T3 (-17.5)	Leiter Jr. (2-0)	Tevesch (1-6)	Gilbert (3)	9,477	3:26
8/1(1)	vLHV	L	0-1	47-58	-	Irvin (10-3)	Reid-Foley (7-3)	-	-	1:52
8/1(2)	vLHV	W	3-2	48-58	5 (-17.5)	Smith, M (2-4)	Casimiro (3-1)	Shafer (10)	7,135	1:54
8/2	vLHV	L	4-6	48-59	5 (-18.5)	Anderson (8-3)	Waguespack (3-6)	Beato (28)	10,221	2:50
8/3	@SWB	Postponed: Made up on August 4 @ SWB (5:00 p.m.)								
8/4(1)	@SWB	L	1-3	48-60	-	Cortes (5-5)	Tracy (0-1)	Coshow (4)	-	2:01
8/4(2)	@SWB	W	6-4	49-60	4 (-18.5)	Fisk (3-4)	Espinal, R (6-2)	Shafer (11)	-	2:35
8/5	@SWB	W	6-5	50-60	4 (-18.5)	Mayza (4-2)	Kahle (2-2)	Shafer (12)	-	2:42
8/7	vGWN	L	0-2	50-61	4 (-18.5)	Socolovich (3-3)	Reid-Foley (7-4)	Sobotka (2)	7,780	2:51
8/8	vGWN	W	6-1	51-61	4 (-17.5)	Waguespack (4-6)	Wright (1-1)	-	5,617	2:35
8/9	vGWN	L	5-9	51-62	5 (-17.5)	Wilson (2-0)	Guerrieri (1-2)	Webb (7)	7,937	2:51
8/10	vTOL	W	5-4	52-62	4 (-16.5)	Mayza (5-2)	Carpenter (2-8)	Shafer (13)	14,516	2:48
8/11	vTOL	L	3-6	52-63	4 (-17.5)	Alexander (3-5)	Cumpton (2-2)	Barbato (9)	15,615	2:32
8/12	vTOL	W	5-4 (10)	53-63	4 (-17.5)	Mayza (6-2)	Barbato (0-2)	-	10,951	2:56
8/13	@CHA	W	8-7	54-63	4 (-17.5)	Waguespack (5-6)	Stephens (3-5)	Shafer (14)	-	2:49
8/14	@CHA	W	14-5	55-63	4 (-16.5)	Hauschild (1-0)	Wojciechowski (5-8)	-	-	3:15
8/15	@CHA	W	4-2	56-63	4 (-15.5)	Tracy (1-1)	Guerrero (4-2)	Shafer (15)	-	3:06
8/16	@GWN	L	2-4	56-64	4 (-16.5)	Pfeifer (1-2)	Cumpton (2-3)	Webb (9)	-	2:22
8/17	@GWN	W	8-0	57-64	4 (-16.0)	Smith, M (3-4)	Fried (2-5)	-	-	3:05
8/18	@GWN	L	1-5	57-65	4 (-16.5)	Toussaint (3-0)	Morimando (1-4)	-	-	2:33
8/19	@GWN	W	4-2	58-66	4 (-15.5)	Barnes (1-1)	Socolovich (4-4)	Fernandez (2)	-	2:44
8/21	vSWB	W	2-1	59-66	Guerreri (2-2)	Kontos (3-1)	-	-	7,113	2:15
8/22	vSWB	W	7-3	60-66	T3 (-14.5)	Stewart (2-0)	Feyereisen (6-6)	-	10,186	2:55
8/23	vSWB	L	3-7	60-66	T3 (-15.5)	Rosa (2-0)	Waguespack (5-7)	Harvey (7)	10,516	2:44
8/24	vPAW	W	13-4	61-66	3 (-14.5)	Morimando (2-4)	Shawaryn (2-1)	-	16,178	2:49
8/25	vPAW	L	5-8	61-67	T3 (-15.5)	Haley (6-8)	Santos (2-3)	Poyner (6)	12,339	2:59
8/26	vPAW	L	3-8	61-68	4 (-16.5)	Shepherd (7-9)	Cumpton (2-4)	Scott, Ro (2)	11,094	2:44
8/27	vPAW	L	2-4	61-69	4 (-16.5)	Cuevas (10-7)	Higueron (0-1)	Lakins (2)	16,314	2:32
8/28(1)	@ROC	L	4-5	61-70	-	Littell (6-6)	Waguespack (5-8)	Vasquez (1)	-	2:01
8/28(2)	@ROC	L	4-6	61-71	4 (-18.0)	Anderson, N (7-2)	Reid-Foley (7-5)	Curtiss (10)	-	2:27
8/29	@ROC	L	1-4	61-72	T4 (-18.0)	De Jong (2-3)	Morimando (2-5)	Duffey (2)	-	2:23
8/30	@ROC	L	1-6	61-73	5 (-19.0)	Bard (3-3)	Hauschild (1-1)	Duffey (3)	-	3:06
8/31	@SYR	L	4-7	61-74	5 (-20.0)	Valdez, P (6-7)	Cumpton (2-5)	Gott (3)	-	2:09
9/1	@SYR	L	1-6	61-75	T5 (-21.0)	Ross, J (2-0)	Stewart, Z (2-1)	-	-	2:59
9/2	@SYR	L	3-4	61-76	6 (-21.0)	Voth (6-8)	Waguespack (5-9)	Adams (9)	-	2:45
9/3	@SYR	L	0-2	61-77	6 (-22.0)	McGowin (3-2)	Morimando (2-6)	Torres (3)	-	1:55

\*Bisons served as the home team at Louisville Slugger Field because of postponements in Buffalo, April 16-18.

\*\*Bisons served as the home team at Victory Field because of postponements in Buffalo, April 14-15.

\*\*\*Bisons served as the home team at Victory Field because of postponements in Buffalo, April 14-15.

# 2018 SEASON REVIEW

## SITUATIONAL W/L

	Overall
Season	61-77
Home	33-35
Road	28-42
Day	23-15
Night	38-61
Extra Innings	7-7
One-Run Games	22-21
Two-Run Games	12-16
Shutouts	4-12
VS. RHP (starter)	44-54
VS. LHP (starter)	17-23
Bisons Score First	45-24
Opponents Score First	16-53
Bisons Score 3 or Less	11-55
Bisons Score 4 or More	50-22
Bisons Out-Hit Opp.	51-13
Opp. Out-Hit Bisons	8-57
Hits are Even	2-7
Bisons Hit HR	43-30
Bisons Don't Hit HR	18-47
Bisons Make Error	35-45
Bisons Don't Make E	26-32
Leading after 6	49-8
Tied after 6	7-7
Trailing after 6	5-60
Leading after 7 4	9-6
Tied after 7	8-6
Trailing after 7	4-65
Leading after 8	44-4
Tied after 8	4-6
Trailing after 8	3-57

## 2018 ATTENDANCE

Day	Total	Openings	Avg.
Sunday	87,816	11	7,983
Monday	48,334	6	8,056
Tuesday	53,716	9	5,968
Wednesday	71,697	10	7,170
Thursday	77,648	9	8,628
Friday	88,769	9	9,863
Saturday	98,594	11	8,963
Month	Total	Openings	Avg.
April	30,684	5	6,136
May	102,826	17	6,048
June	106,662	13	8,204
July	124,424	14	8,887
August	163,412	15	10,894
Day/Night	Total	Openings	Avg.
Day	166,402	20	8,320
Night	361,586	44	8,217
Total	527,988	64	8,250

## RECORD BY DAY/MONTH

	Overall	Home	Road
Sunday	14-7	6-4	8-3
Monday	7-8	2-5	5-3
Tuesday	7-15	4-6	3-9
Wednesday	10-10	6-3	4-7
Thursday	6-12	3-7	3-5
Friday	11-11	8-4	3-7
Saturday	6-14	4-6	2-8
	Overall	Home	Road
April	7-8	2-3	5-5
May	18-12	12-5	6-7
June	12-17	6-7	6-10
July	10-20	6-11	4-9
August	14-17	7-9	7-8
September	0-3	0-0	0-3

## DOUBLEHEADERS/SERIES RECORDS

	Won	Lost	Split
Doubleheaders	3	3	4
Series	13	22	6
Series Sweeps	3	7	

## 2018 TOP SINGLE GAME PERFORMANCES

4-Hit Game (4)	-Jansen, 4/9 @PAW (4-4, R, 2 2B, HR, RBI, BB) -Smith Jr., D, 4/21 @NOR (4-5, 2R) -Fields, 7/13 @LHV (4-6, 3R, 3SB) -Davis, 8/24 vPAW (4-4, 3R, HR, 3 RBI)
2HR Game (5)	-Pompey, 5/14 @PAW (2-4, 2R, 2RBI) -Leblebajian, 5/25(1) @ROC (2-4, 2R, 4RBI) -Tellez, 7/21 vDUR (2-4, 2R, 2RBI) -Jansen, 7/22 vDUR (2-3, R, 3RBI, BB) -Tellez, 8/14 @CHA (3-5, 3R, 2B, 3RBI)
Grand Slam (4)	-Smith Jr., D, 4/11 @PAW (off Brandon Workman) -Gurriel Jr., 5/18 vSWB (off Daniel Camarena) -Leblebajian, 6/11 @LHV (off Drew Anderson) -McGuire, 7/16 vNOR (off Sean Gilmartin)
HR, LH & RH (1)	-Pompey, 5/14 @PAW (off LHP Jalen Beeks & RHP Tyler Thornburg)
Walk off (5)	-Jansen, single, 5/4 vSYR (10th inning, 1 out)(off Austin Adams) -Lopes, sac fl y, 5/31 vCOL (10th inning, 1 out)(off Luke Eubank) -Tellez, sac fl y, 7/20 vDUR (9th inning, 1 out)(off Ruben Alaniz) -Smith Jr., double, 8/12 vTOL (10th inning, 0 outs)(off Johnny Barbato) -Davis, single, 8/21 vSWB (9th inning, 1 out)(off George Kontos)
B2B HR (1)	-Tim Lopes & Jonathan Davis, 8/2 vLHV (off Tyler Gilbert)
4-RBI Game (3)	-Leblebajian, 5/25(1) @ROC (2-4, 2R, 2HR), 6/11 @LHV (3-5, 2R, GS) -Gurriel Jr., 6/10(1) @COL (2-3, R, HR) -McGuire, 7/16 vNOR (2-3, R, GS, BB)
5-RBI Game (4)	-Smith Jr., D, 4/11 @PAW (2-6, R, HR) -Jansen, 6/7 @TOL (2-5, R, 2B, HR)
3 SB Game (1)	-Fields, 7/13 @LHV

## 2018 TOP SINGLE GAME PERFORMANCES

---

- Steal of Home (4) -Parmley, 4/13 vIND (double steal with Roemon Fields (2B))  
-Lopes, 5/21 vSYR (double steal with Danny Jansen (2B))  
-Alford, 6/11 @LHV (double steal with Rowdy Tellez (2B))  
-Davis, 7/20 vDUR (double steal with Rowdy Tellez (2B))
- 10+ Strikeouts (3) -Dillon (10), 5/12 @LHV (L, 6.0IP, 3H, R, 0ER, BB)  
-Reid-Foley (10), 5/28 vCOL (ND, 6.0IP, 5H, 3R/ER, BB)  
-Waguespack (12), 8/2 vLHV (L, 6.1IP, 8H, 4R/ER, BB)
- Complete Game (4) -Dillon, 5/25(2) @ROC (W, 7.0IP, 3H, R/ER, BB, K)  
-Reid-Foley, 6/10(1) @COL (W, 7.0IP, 3H, R/ER, 9K)  
-Borucki, 6/19(1) @PAW (W, 7.0IP, 3H, BB, 4K)  
-Waguespack, 8/28(1) @ROC (L, 6.0IP, 11H, 5 R/ER, 4K)
- Pos. Player Pitch (2) -Sweeney, 5/24 vSYR (ND, 1 .0IP, K, HP)  
-Parmley, 5/24 vSYR (ND, 1.0IP, K)

# 2018 SEASON REVIEW

## 2018 BUFFALO BISONS HITTING STATISTICS

Batters	AVG	G	AB	R	H	2B	3B	HR	RBI	TB	BB	IBB	SO	SB	CS	OBP	SLG	OBS	SF	SACHBP	DP	
Alford, Anthony	.240	105	375	52	90	22	1	5	34	129	30	0	112	17	7	.312	.344	.656	2	0	10	5
Berti, Jon	.250	4	8	1	2	0	0	0	1	2	0	0	3	0	0	.250	.250	.500	0	0	0	0
Davis, Jonathan	.249	46	185	26	46	7	2	5	23	72	12	0	41	7	1	.308	.389	.698	0	1	4	4
De La Cruz, Michael	.186	14	43	4	8	5	1	0	4	15	6	0	17	0	0	.286	.349	.635	0	1	0	0
Espinosa, Danny	.232	13	56	5	13	3	0	0	2	16	3	1	15	0	0	.271	.286	.557	0	1	0	1
Fields, Roemon	.238	100	328	41	78	10	3	2	27	100	29	1	80	25	16	.307	.305	.612	3	2	5	3
Grichuk, Randal	.250	2	8	1	2	0	0	1	2	5	1	1	3	0	0	.333	.625	.958	0	0	0	0
Guerrero Jr., Vladimir	.336	30	110	15	37	7	0	6	16	62	15	0	10	0	0	.414	.564	.978	2	0	1	4
Guillotte, Andrew	.091	7	11	1	1	0	0	0	0	1	0	0	4	1	0	.091	.091	.182	0	0	0	0
Gurriel Jr., Lourdes	.293	37	147	20	43	8	0	5	30	66	4	0	34	3	2	.321	.449	.769	2	0	3	4
Heidt, Gunnar	.286	18	63	8	18	5	0	2	6	29	7	0	27	1	0	.357	.460	.817	0	0	0	1
Hernandez, Teoscar	.278	4	18	4	5	1	0	2	3	12	0	0	7	2	0	.278	.667	.944	0	0	0	2
Jansen, Danny	.275	88	298	45	82	21	1	12	58	141	44	1	49	5	1	.390	.473	.863	3	1	14	7
Ladendorf, Tyler	.000	2	6	0	0	0	0	0	0	0	0	0	1	0	0	.000	.000	.000	0	0	0	0
Leblebician, Jason	.220	84	282	40	62	8	1	10	41	102	36	0	98	5	3	.315	.362	.677	2	0	4	10
Lopes, Tim	.277	104	354	41	98	19	3	2	29	129	26	0	58	18	8	.325	.364	.689	4	0	1	7
McGuire, Reese	.233	96	322	31	75	9	2	7	37	109	33	0	77	3	2	.312	.339	.651	4	4	6	8
McKinney, Billy	.203	20	64	10	13	3	2	3	8	29	8	0	16	0	0	.292	.453	.745	0	0	0	1
Mineo, Alberto	.462	4	13	2	6	0	0	1	3	9	2	0	0	0	0	.533	.692	1.226	0	0	0	1
Ngoepe, Gift	.168	48	131	15	22	3	1	2	8	33	25	0	63	2	1	.304	.252	.556	1	1	1	0
Parmley, Ian	.263	40	118	15	31	3	3	0	14	40	4	1	30	2	1	.293	.339	.632	0	1	1	1
Pearce, Steve	.364	4	11	1	4	0	0	1	3	7	3	0	1	0	0	.533	.636	1.170	0	0	1	0
Pompey, Dalton	.255	41	145	22	37	8	0	4	17	57	14	0	41	8	2	.325	.393	.718	4	2	3	2
Smith Jr., Dwight	.268	85	310	39	83	25	1	6	42	128	44	0	53	9	3	.358	.413	.771	4	1	2	7
Sweeney, Darnell	.236	88	292	47	69	13	4	10	37	120	31	0	113	6	5	.311	.411	.722	5	1	3	3
Tellez, Rowdy	.270	112	393	43	106	22	0	13	50	167	40	2	74	7	4	.340	.425	.765	6	0	5	8
Travis, Devon	.210	14	62	9	13	1	0	1	4	17	2	0	7	1	0	.234	.274	.509	0	0	0	1
Urena, Richard	.216	65	250	28	54	11	3	5	29	86	12	1	48	2	3	.250	.344	.594	2	4	0	4
Urshela, Gio	.244	24	86	7	21	3	0	0	5	24	4	0	9	0	0	.275	.279	.554	1	0	0	2
<b>Team Total</b>	<b>.249</b>	<b>138</b>	<b>4489</b>	<b>573</b>	<b>1119</b>	<b>217</b>	<b>28</b>	<b>105</b>	<b>533</b>	<b>1707</b>	<b>435</b>	<b>8</b>	<b>1091</b>	<b>124</b>	<b>59</b>	<b>.321</b>	<b>.380</b>	<b>.702</b>	<b>45</b>	<b>20</b>	<b>64</b>	<b>86</b>



# 2018 SEASON REVIEW

## 2018 BUFFALO BISON PITCHING STATISTICS

Pitchers	W-L	ERA	G	GS	CG	SHO	SV	SVO	IP	H	R	ER	HR	HB	BB	IBB	SO	BK	WP	GB/FB	DP	WHP	AVG	AB	TBF	SF	GF	HLD
Albuquerque, Al	1-1	3.77	25	0	0	0	4	7	28.2	34	16	12	3	0	8	0	27	1	3	1.35	5	1.47	.301	113	123	2	12	3
Barnes, Danny	1-1	5.19	7	0	0	0	0	1	8.2	9	5	5	1	0	1	0	11	0	0	0.15	0	1.15	.257	35	36	0	1	0
Biagini, Joe	0-3	4.57	4	4	0	0	0	0	21.2	19	12	11	1	1	8	0	13	0	1	1.08	1	1.25	.232	82	93	2	0	0
Borucki, Ryan	6-5	3.27	13	13	1	1	0	0	77.0	62	29	28	6	3	28	0	58	0	0	1.16	9	1.17	.221	281	316	3	0	0
Breslow, Craig	0-1	5.59	21	0	0	0	0	2	19.1	29	13	12	3	1	15	0	21	0	0	1.00	0	2.28	.333	87	104	0	2	3
Case, Andrew	0-0	3.00	1	0	0	0	0	0	3.0	2	1	1	0	0	0	0	1	0	0	1.67	0	0.67	.182	11	11	0	1	0
Cruz, Rhiner	1-0	1.04	6	0	0	0	1	1	8.2	6	1	1	1	0	5	1	9	0	0	0.60	1	1.27	.200	30	36	0	2	0
Cumpton, Brandon	2-5	6.15	12	9	0	0	1	1	52.2	62	37	36	9	1	15	0	31	1	1	1.20	4	1.46	.292	212	228	0	2	0
Custodio, Claudio	0-0	4.50	5	0	0	0	0	0	10.0	9	6	5	0	0	4	0	8	0	1	0.69	0	1.30	.231	39	43	0	3	1
DeGraaf, Josh	0-0	7.36	1	1	0	0	0	0	3.2	4	3	3	1	0	2	0	2	0	0	0.80	0	1.64	.286	14	17	1	0	0
Dermody, Matt	0-0	7.20	5	0	0	0	0	1	5.0	7	4	4	0	0	4	0	6	0	0	7.00	0	2.20	.333	21	25	0	2	0
Dillon, Justin	2-1	0.79	4	3	1	0	1	1	22.2	0	3	2	2	1	2	0	19	0	0	0.55	2	0.53	.130	77	80	0	1	0
Eller, Connor	0-0	33.75	1	0	0	0	0	0	1.1	5	5	5	0	0	1	0	0	0	0	0.00	0	4.50	.625	8	10	1	0	0
Estrada, Marco	0-1	8.10	1	1	0	0	0	0	3.1	3	3	3	2	0	2	0	3	0	0	1.00	1	1.50	.250	12	14	0	0	0
Fernandez, Jose	1-2	2.45	21	0	0	0	2	4	29.1	23	10	8	2	1	8	0	32	0	1	1.24	0	1.06	.209	110	120	1	10	5
Fishman, Jake	0-0	0.00	1	0	0	0	0	0	1.1	0	0	0	0	0	0	0	1	0	0	2.00	0	0.00	.000	4	4	0	0	1
Fisk, Conor	3-4	2.81	34	1	0	0	1	4	57.2	56	21	18	4	2	18	0	46	0	1	0.57	5	1.28	.255	220	243	3	12	6
Gaviglio, Sam	0-0	1.86	5	5	0	0	0	0	29.0	21	6	6	4	1	4	0	29	0	0	1.04	3	0.86	.206	102	108	1	0	0
Girodo, Chad	0-1	12.27	3	0	0	0	0	0	3.2	7	5	5	3	0	0	0	3	0	0	1.00	0	1.91	.389	18	18	0	2	0
Guerrieri, Taylor	2-2	5.18	23	7	0	0	0	2	57.1	68	37	33	8	4	22	0	41	0	4	2.10	6	1.57	.294	231	259	2	6	0
Guilmet, Preston	0-0	5.79	3	0	0	0	0	0	4.2	7	3	3	2	0	1	0	2	0	1	0.57	1	1.71	.368	19	21	1	2	0
Harris, Jon	1-1	3.00	2	2	0	0	0	0	12.0	14	5	4	1	0	1	0	9	0	0	1.40	2	1.25	.298	47	48	0	0	0
Hauschild, Mike	1-1	4.98	4	4	0	0	0	0	21.2	23	13	12	3	0	8	0	10	2	1	1.89	3	1.43	.271	85	93	0	0	0
Higuera, Juliandry	0-1	7.71	1	0	0	0	0	0	2.1	1	2	2	0	0	2	0	1	0	0	2.00	0	1.29	.125	8	10	0	0	0
Isaacs, Dusty	1-0	6.30	6	0	0	0	0	0	10.0	15	8	7	1	1	5	0	8	0	2	0.50	1	2.00	.341	44	50	0	3	0
Mayza, Tim	6-2	4.56	20	0	0	0	1	4	25.2	26	14	13	2	1	11	1	36	0	1	0.80	0	1.44	.265	98	110	0	8	2
McGuire, Deck	4-2	3.22	8	8	0	0	0	0	44.2	33	18	16	3	2	19	0	40	0	1	0.83	3	1.16	.210	157	180	2	0	0
Moll, Sam	1-3	5.30	15	0	0	0	1	2	18.2	24	15	11	1	1	5	0	19	0	2	1.17	0	1.55	.293	82	88	0	7	1
Morimando, Shawn	1-3	4.50	4	4	0	0	0	0	20.0	21	11	10	5	0	2	0	11	0	0	0.69	0	1.15	.259	81	83	0	0	0
Osuna, Roberto	0-0	0.00	3	0	0	0	0	0	3.0	5	0	0	0	0	2	0	5	0	0	2.00	0	2.33	.385	13	15	0	1	2
Pannone, Thomas	0-3	4.91	6	6	0	0	0	0	36.2	40	21	20	8	1	7	0	40	0	0	0.40	3	1.28	.276	145	154	0	0	0
Parmley, Ian	0-0	0.00	1	0	0	0	0	1.0	0	0	0	0	0	0	0	1	0	0	0	1.00	0	0.00	.000	3	3	0	1	0
Petricka, Jake	0-0	0.78	16	0	0	0	2	2	23.0	20	5	2	1	1	5	0	14	0	1	7.00	7	1.09	.244	82	88	0	8	1
Ramirez, Carlos	0-1	5.40	7	0	0	0	1	1	8.1	2	5	5	0	1	8	1	10	0	0	0.70	0	1.20	.074	27	38	2	3	1
Reid-Foley, Sean	7-5	3.90	16	16	1	0	0	0	85.1	76	39	37	5	6	30	0	98	0	1	0.88	4	1.24	.235	324	362	2	0	0
Rodriguez, Dalton	0-0	16.20	1	0	0	0	0	0	1.2	2	3	3	1	0	2	0	3	0	0	2.00	0	2.40	.286	7	9	0	0	0
Romano, Jordan	1-0	3.60	1	1	0	0	0	0	5.0	4	2	2	0	0	4	0	3	1	0	0.57	0	1.60	.222	18	22	0	0	0
Rowley, Chris	5-6	3.30	17	17	0	0	0	0	101.0	98	48	37	11	5	42	0	63	0	4	0.65	11	1.39	.253	388	436	1	0	0
Santos, Luis	2-3	2.74	20	2	0	0	0	3	42.2	41	22	13	2	2	13	0	40	0	2	0.69	1	1.27	.241	170	187	1	4	2
Shafer, Justin	3-3	1.41	34	0	0	0	15	16	38.1	27	10	6	0	2	16	0	32	0	3	0.95	3	1.12	.201	134	157	3	30	1
Smith, Murphy	3-4	3.59	26	7	0	0	1	2	62.2	61	30	25	7	2	25	1	42	1	3	0.72	6	1.37	.255	239	271	3	6	0
Stewart, Zach	2-1	4.98	14	4	0	0	0	0	34.1	46	20	19	3	1	12	0	19	0	1	0.65	3	1.69	.322	143	159	2	4	0
Sweeney, Darnell	0-0	0.00	1	0	0	0	0	0	1.0	0	0	0	0	1	0	0	1	0	0	1.00	0	0.00	.000	3	4	0	0	0
Tepesch, Nick	1-6	7.90	10	8	0	0	0	0	41.0	58	39	36	12	3	13	0	20	0	0	1.59	2	1.73	.331	175	196	3	0	0
Tracy, Matt	1-1	2.40	11	9	0	0	0	0	48.2	42	14	13	0	2	20	0	32	0	0	1.21	9	1.27	.237	177	202	1	0	0
Waguespack, Jacob	2-4	5.03	7	6	1	0	0	0	39.1	47	26	22	3	1	10	0	33	0	2	1.59	6	1.45	.294	160	174	2	1	0
<b>Team Total</b>	<b>61-77</b>	<b>3.94</b>	<b>138</b>	<b>138</b>	<b>4</b>	<b>5</b>	<b>31</b>	<b>54</b>	<b>1176.2</b>	<b>1169</b>	<b>590</b>	<b>515</b>	<b>121</b>	<b>48</b>	<b>410</b>	<b>4</b>	<b>953</b>	<b>6</b>	<b>37</b>	<b>1.20</b>	<b>102</b>	<b>1.34</b>	<b>.258</b>	<b>4536</b>	<b>5048</b>	<b>39</b>	<b>134</b>	<b>29</b>



# 2018 SEASON REVIEW

## 2018 BUFFALO BISONS TEAM HITTING LEADERS

<u>Average (100AB min)</u>	<u>Home Runs</u>	<u>RBI</u>
Guerrero Jr., Vladimir .336	Tellez, Rowdy 13	Jansen, Danny 58
Gurriel Jr., Lourdes .336	Jansen, Danny 12	Tellez, Rowdy 50
Urshela, Gio .286	Leblebician, Jason 10	Smith Jr., Dwight 42
<b>Lopes, Tim .277</b>	Sweeney, Darnell 10	Leblebician, Jason 41
Jansen, Danny .275	McGuire, Reese 7	Sweeney, Darnell 37
<b>Tellez, Rowdy .270</b>	Smith Jr., Dwight 6	McGuire, Reese 37
Smith Jr., Dwight .268	Guerrero Jr., Vladimir 6	Alford, Anthony 34
Parmley, Ian .263	Gurriel Jr., Lourdes 5	Gurriel Jr., Lourdes 30
Pompey, Dalton .255	Urena, Richard 5	Lopes, Tim 29
Davis, Jonathan .249	Pompey, Dalton 4	Urena, Richard 29
<u>Games</u>	<u>Runs Scored</u>	<u>Hits</u>
Tellez, Rowdy 112	Alford, Anthony 52	Tellez, Rowdy 106
Alford, Anthony 105	Sweeney, Darnell 47	Lopes, Tim 98
Lopes, Tim 104	Jansen, Danny 45	Alford, Anthony 90
Fields, Roemon 100	Tellez, Rowdy 43	Smith Jr., Dwight 83
McGuire, Reese 96	Fields, Roemon 41	Jansen, Danny 82
Sweeney, Darnell 88	Leblebician, Jason 41	Fields, Roemon 78
Jansen, Danny 88	Smith Jr., Dwight 40	McGuire, Reese 75
Smith Jr., Dwight 85	McGuire, Reese 31	Sweeney, Darnell 69
Leblebician, Jason 84	Urena, Richard 28	Urshela, Gio 64
Urena, Richard 65	Davis, Jonathan 26	Leblebician, Jason 62
<u>Doubles</u>	<u>Triples</u>	<u>Extra-Base Hits</u>
Smith Jr., Dwight 25	Sweeney, Darnell 4	Tellez, Rowdy 35
Alford, Anthony 22	Leblebician, Jason 4	Jansen, Danny 34
Tellez, Rowdy 22	Fields, Roemon 3	Smith Jr., Dwight 32
Jansen, Danny 21	Lopes, Tim 3	Alford, Anthony 28
Lopes, Tim 19	Urena, Richard 3	Sweeney, Darnell 27
Urshela, Gio 14	Parmley, Ian 3	Lopes, Tim 24
Sweeney, Darnell 13	Urshela, Gio 2	Leblebician, Jason 19
Urena, Richard 11	McGuire, Reese 2	Urena, Richard 19
Fields, Roemon 10	Davis, Jonathan 2	McGuire, Reese 18
McGuire, Reese 9	McKinney, Billy 2	Fields, Roemon 15
<u>Stolen Bases</u>	<u>Walks</u>	<u>Strikeouts</u>
Fields, Roemon 25	Smith Jr., Dwight 44	Sweeney, Darnell 113
Lopes, Tim 18	Jansen, Danny 44	Alford, Anthony 112
Alford, Anthony 17	Tellez, Rowdy 40	Leblebician, Jason 98
Smith Jr., Dwight 9	Leblebician, Jason 36	Fields, Roemon 80
Pompey, Dalton 8	McGuire, Reese 33	McGuire, Reese 77
Berti, Jon 8	Sweeney, Darnell 31	Tellez, Rowdy 74
Davis, Jonathan 7	Alford, Anthony 30	Ngoepe, Gift 63
Tellez, Rowdy 7	McKinney, Billy 29	Lopes, Tim 58
Sweeney, Darnell 6	Fields, Roemon 29	Smith Jr., Dwight 53
2 others tied at 5	Lopes, Tim 26	Jansen, Danny 49
<u>Total Bases</u>	<u>On-Base Pct. (100 AB min)</u>	<u>Slugging Pct. (100 AB min)</u>
Tellez, Rowdy 167	Guerrero Jr., Vladimir .414	Guerrero Jr., Vladimir .564
Jansen, Danny 141	Jansen, Danny .390	Jansen, Danny .473
McKinney, Billy 134	Smith Jr., Dwight .358	Gurriel Jr., Lourdes .449
Alford, Anthony 129	<b>Tellez, Rowdy .340</b>	<b>Tellez, Rowdy .425</b>
Lopes, Tim 129	Urshela, Gio .326	Smith Jr., Dwight .413
Smith Jr., Dwight 128	<b>Lopes, Tim .325</b>	Sweeney, Darnell .411
Sweeney, Darnell 120	Pompey, Dalton .325	Urshela, Gio .393
McGuire, Reese 109	Gurriel Jr., Lourdes .321	Pompey, Dalton .393
Leblebician, Jason 102	Leblebician, Jason .315	Davis, Jonathan .389
Urshela, Gio 88	McGuire, Reese .312	Lopes, Tim .364

\*BOLD equals league qualifying averages

# 2018 SEASON REVIEW

## 2018 BUFFALO BISONS TEAM PITCHING LEADERS

<u>Wins</u>		<u>ERA (20.0 IP min)</u>		<u>Saves</u>	
Reid-Foley, Sean	7	Petricka, Jake	0.78	Shafer, Justin	15
Borucki, Ryan	6	Dillon, Justin	0.79	Albuquerque, Al	4
Mayza, Tim	6	Shafer, Justin	1.14	Fernandez, Jose	2
Rowley, Chris	5	Gaviglio, Sam	1.86	Petricka, Jake	2
McGuire, Deck	4	Tracy, Matt	2.40	9 tied at	1
Fisk, Conor	3	Fernandez, Jose	2.45		
Shafer, Justin	3	Santos, Luis	2.74		
Smith, Murphy	3	Fisk, Conor	2.81		
6 others tied at	2	McGuire, Deck	3.22		
		Borucki, Ryan	3.27		
<u>Strikeouts</u>		<u>Games</u>		<u>Games Started</u>	
Reid-Foley, Sean	98	Fisk, Conor	34	Rowley, Chris	17
Rowley, Chris	63	Shafer, Jusin	34	Reid-Foley, Sean	16
Borucki, Ryan	58	Smith, Murphy	26	Borucki, Ryan	13
Fisk, Conor	46	Albuquerque, Al	25	Morimando, Shawn	9
Smith, Murphy	42	Guerrieri, Taylor	23	Tracy, Matt	9
Guerrieri, Taylor	41	Fernandez, Jose	21	Cumpton, Brandon	9
Santos, Luis	40	Breslow, Craig	21	Tepesch, Nick	8
McGuire, Deck	40	Santos, Luis	20	McGuire, Deck	8
Pannone, Thomas	40	Mayza, Tim	20	Guerrieri, Taylor	7
Mayza, Tim	36	Rowley, Chris	17	Smith, Murphy	7
<u>Innings Pitched</u>		<u>Games Finished</u>		<u>Holds</u>	
Rowley, Chris	101.0	Shafer, Justin	30	Fisk, Conor	6
Reid-Foley, Sean	85.1	Albuquerque, Al	12	Fernandez, Jose	5
Borucki, Ryan	77.0	Fisk, Conor	12	Albuquerque, Al	3
Smith, Murphy	62.2	Fernandez, Jose	10	Breslow, Craig	3
Fisk, Conor	57.2	Mayza, Tim	8	Santos, Luis	2
Guerrieri, Taylor	57.1	Petricka, Jake	8	Mayza, Tim	2
Cumpton, Brandon	52.2	Moll, Sam	7	Osuna, Roberto	2
Tracy, Matt	48.2	Guerrieri, Taylor	6	6 tied at	1
McGuire, Deck	44.2	Smith, Murphy	6		
Santos, Luis	42.2	2 others tied at	4		
<u>Complete Games</u>		<u>Average Against (20.0 IP min)</u>		<u>WHIP (20.0 IP min)</u>	
Waguespack, Jacob	1	Dillon, Justin	.130	Dillon, Justin	0.53
Dillon, Justin	1	Shafer, Justin	.201	Gaviglio, Sam	0.86
Reid-Foley, Sean	1	Gaviglio, Sam	.206	Fernandez, Jose	1.06
Borucki, Ryan	1	Fernandez, Jose	.209	Petricka, Jake	1.09
		McGuire, Deck	.210	Shafer, Justin	1.12
		Borucki, Ryan	.221	McGuire, Deck	1.16
		Biagini, Joe	.232	Borucki, Ryan	1.17
		Reid-Foley, Sean	.235	Reid-Foley, Sean	1.24
		Tracy, Matt	.237	Biagini, Joe	1.25
		Santos, Luis	.241	2 others tied at	1.27
<u>Shutouts</u>		<u>Walks</u>		<u>Losses</u>	
Borucki, Ryan	1	Rowley, Chris	42	Tepesch, Nick	6
		Reid-Foley, Sean	30	Rowley, Chris	6
		Borucki, Ryan	28	Borucki, Ryan	5
		Smith, Murphy	25	Cumpton, Brandon	5
		Guerrieri, Taylor	22	Reid-Foley, Sean	5
		Tracy, Matt	20	Smith, Murphy	4
		McGuire, Deck	19	Fisk, Conor	4
		Fisk, Conor	18	5 others tied at	3
		Shafer, Justin	16		
		2 others tied at	13		
<u>Home Runs Allowed</u>		<u>Walks</u>		<u>Losses</u>	
Tepesch, Nick	12	Rowley, Chris	42	Tepesch, Nick	6
Rowley, Chris	11	Reid-Foley, Sean	30	Rowley, Chris	6
Cumpton, Brandon	9	Borucki, Ryan	28	Borucki, Ryan	5
Guerrieri, Taylor	8	Smith, Murphy	25	Cumpton, Brandon	5
Pannone, Thomas	8	Guerrieri, Taylor	22	Reid-Foley, Sean	5
Smith, Murphy	7	Tracy, Matt	20	Smith, Murphy	4
Borucki, Ryan	6	McGuire, Deck	19	Fisk, Conor	4
Morimando, Shawn	5	Fisk, Conor	18	5 others tied at	3
Reid-Foley, Sean	5	Shafer, Justin	16		
2 others tied at	4	2 others tied at	13		

\*BOLD equals league qualifying averages

# 2018 SEASON REVIEW

## 2018 BUFFALO BISON OFFENSIVE BREAKDOWNS

### BISONS MULTI-HIT GAMES & HIT STREAKS

Bisons Multi-Hit Games and Hit Streaks				
Player	Multi-Hit	'17 High	Hit Streak	Average
Alford	22	3 (x7)	6 (8/17-23)	.348 (8-23)
Berti	1	2 (4/13)	-	-
Davis	11	4 (8/24)	7 (7/17-26)	.393 (11-28)
De La Cruz	-	-	3 (8/23-26)	.250 (3-12)
Espinosa	5	2 (x5)	3 (4/11-13)	.357 (5-14)
Fields	17	4 (7/14)	10 (6/22-7/4)	.308 (12-39)
Grichuk	-	-	2 (5/30-31)	.250 (2-8)
Guerrero Jr.	10	3 (x5)	5 (8/7-11)	.550 (11-20)
Guillotte	-	-	-	-
Gurriel Jr.	11	3 (x5)	9 (5/18-27)	.303 (10-33)
Heidt	5	2 (x5)	4 (8/26-28)	.385 (5-13)
Hernandez	1	2 (4/12)	4 (4/9-12)	.278 (5-18)
Jansen	21	4 (4/9)	7 (6/1-10)	.345 (10-29)
Ladendorf	-	-	-	-
Leblebician	17	3 (x2)	6 (5/14-22)	.318 (7-22)
Lopes	24	3 (x3)	11 (4/9-28)	.450 (18-40)
McGuire	21	3 (x3)	6 (6/8-15)	.524 (11-21)
McKinney	3	2 (x3)	3 (8/13-15)	.364 (4-11)
Mineo	2	2 (x2)	4 (8/23-28)	.462 (6-13)
Ngoepe	5	3 (7/31)	5 (4/25-5/9)	.400 (6-15)
Parmley	9	2 (x9)	5 (4/13-5/5)	.444 (8-18)
Pearce	1	2 (6/17)	3 (6/16-19)	.500 (4-8)
Pompey	9	2 (x8)	6 (4/20-27)	.346 (9-26)
Smith Jr.	22	4 (4/21)	6 (8/23-28)	.409 (9-22)
Sweeney	19	3 (x3)	5 (8/24-28)	.444 (8-18)
Tellez	31	3 (x3)	8 (4/22-5/3)	.387 (12-31)
Travis	1	2 (5/5)	8 (5/9-20)	.229 (8-35)
Urena	15	3 (x2)	10 (7/4-18)	.326 (15-46)
Urshela	6	3 (x2)	6 (7/13-18)	.480 (12-25)

### BISONS DESIGNATED HITTERS

Player	GS	H	AB	AVG.	HR	RBI
Alford	6	10	27	.370	0	5
Davis	2	0	6	.000	0	0
Espinosa	1	1	4	.250	0	0
Grichuk	1	1	4	.250	0	0
Guerrero Jr.	5	5	17	.294	0	2
Gurriel Jr.	5	5	19	.263	0	4
Jansen	33	29	109	.266	7	26
Leblebician	7	6	24	.250	1	4
Lopes	15	15	53	.283	0	4
McGuire	23	17	78	.218	0	6
McKinney	2	3	8	.375	1	1
Mineo	1	2	3	.667	1	2
Pearce	2	3	5	.600	0	0
Pompey	3	2	9	.222	0	0
Smith Jr.	9	10	38	.263	0	1
Sweeney	12	10	40	.250	3	9
Tellez	4	1	15	.083	0	0
Travis	2	2	9	.222	0	0
Urena	3	2	11	.181	0	0
Urshela	2	1	9	.111	0	0
<b>Total</b>	<b>138</b>	<b>125</b>	<b>588</b>	<b>.256</b>	<b>13</b>	<b>64</b>

### BISONS PINCH HITTERS

Player	H	AB	AVG.	Stats
Fields	0	1	.000	SO
Guillotte	0	2	.000	SO
Leblebician	0	1	.000	BB
Lopes	0	5	.000	SO
McKinney	1	1	1.000	
Ngoepe	0	1	.000	SO
Parmley	0	1	.000	SO
Smith Jr.	0	2	.000	SF,RBI
Sweeney	0	3	.000	2SO
<b>Total</b>	<b>1</b>	<b>17</b>	<b>.059</b>	<b>BB, RBI</b> <b>7SO</b>

# 2018 SEASON REVIEW

## 2018 BUFFALO BISONS HOME RUNS

Date	Opp.	Player	Pitcher	Type	Note	Date	Opp.	Player	Pitcher	Type	Note
4/9	@PAW	Smith Jr. (1)	Buttrey	Solo		7/22	vDUR	Jansen (9)	Faria	Solo	2HR GAME
4/9	@PAW	Jansen (1)	Buttrey	Solo		7/22	vDUR	Jansen (10)	Faria	2R	2HR GAME
4/11	@PAW	Sweeney (1)	Shepard	Solo	4HR Team Game, 1st	7/24(2)	@LOU	Urena (3)	Weiss	Solo	
Bisons AB						7/25	@LOU	Alford (5)	Nicolino	Solo	
4/11	@PAW	Hernandez (1)	Shepard	2R	4HR Team Game	7/31	vLHV	Jansen (11)	Suarez	3R	
4/11	@PAW	Leblebajian (1)	Shepard	2R	4HR Team Game	8/1(2)	vLHV	Jansen (12)	Casimiro	2R	
4/11	@PAW	Smith Jr. (2)	Workman	SLAM	4HR Team Game, GRAND SLAM	8/1(2)	vLHV	Davis (1)	Casimiro	Solo	1st career Triple-A HR
4/12	vIND	Hernandez (2)	Jones	Solo		8/2	vLHV	Lopes (1)	Gilbert	Solo	Back-to-back, 1st career Triple-A HR
4/13	vIND	Leblebajian (2)	McRae	2R		8/2	vLHV	Davis (2)	Gilbert	Solo	Back-to-back
4/13	vIND	Fields (1)	McRae	2R	1st career Triple-A HR	8/4(2)	@SWB	Urena (4)	Espinal	3R	
4/20	@NOR	Pompey (1)	Meville	Solo		8/5	@SWB	Tellez (11)	King	Solo	
4/21	@NOR	Sweeney (2)	Wotherspoon	2R		8/5	@SWB	Lopes (2)	Kontos	Solo	
4/25	@DUR	McGuire, R (1)	Nuno	Solo	1st career Triple-A HR	8/8	vGWN	Guerrero Jr. (1)	Wright	2R	1st career Triple-A HR
4/29	vPAW	Jansen (2)	Cuevas	Solo		8/8	vGWN	McGuire (6)	Wright	2R	
4/30	@SWB	Leblebajian (3)	Rogers	Solo		8/9	vGWN	Smith Jr. (4)	Wilson	2R	
5/3	vSYR	Sweeney (3)	Jackson	Solo		8/9	vGWN	Guerrero Jr. (2)	Wilson	Solo	
5/10	@LHV	Tellez (1)	Eshelman	2R		8/10	vTOL	Guerrero Jr. (3)	Carpenter	Solo	
5/14	@PAW	Pompey (2)	Beeks	Solo	HR LH/RH	8/11	vTOL	Guerrero Jr. (4)	Alexander	Solo	
5/14	@PAW	Pompey (3)	Thornburg	Solo	HR LH/RH same game	8/13	@CHA	McKinney (1)	Pinto	Solo	
5/14	@PAW	Pompey (3)	Thornburg	Solo	HR LH/RH same game	8/14	@CHA	McKinney (2)	Wojciechowski	Solo	Team 6HR Game
5/16	@PAW	Travis (1)	Cuevas	2R	4th pitch of the game	8/14	@CHA	Sweeney (8)	Wojciechowski	Solo	Team 6HR Game
5/18	vSWB	Gurriel Jr. (1)	Camarena	SLAM	1st career Triple-A Hit	8/14	@CHA	Tellez (12)	Wojciechowski	2R	Team 6HR Game, 2HR Game
5/19	vSWB	McGuire, R (2)	Coshow	Solo		8/14	@CHA	McGuire (7)	Wojciechowski	Solo	Team 6HR Game
5/20	vSWB	Leblebajian (4)	Cortes	Solo		8/14	@CHA	Smith Jr. (5)	Fulmer	Solo	Team 6HR Game
5/21	vSYR	Tellez (2)	Adams	Solo		8/14	@CHA	Tellez (13)	Infante	Solo	Team 6HR Game, 2HR Game
5/21	vSYR	Leblebajian (5)	Smith	Solo		8/15	@CHA	McKinney (3)	Guerrero	Solo	
5/22	vSYR	Gurriel Jr. (2)	Milone	2R		8/17	@GWN	Smith Jr. (6)	Fried	Solo	
5/22	vSYR	Ngoepe (1)	Milone	2R		8/17	@GWN	Heidt (1)	Fried	Solo	1st career Triple-A HR
5/24	vSYR	Pompey (4)	Jackson	Solo		8/19	@GWN	Davis (3)	Socolovich	Solo	
5/25(1)	@ROC	Leblebajian (6)	Slegers	2R	2HR GAME	8/24	vPAW	Sweeney (9)	Shawaryn	Solo	
5/25(1)	@ROC	Leblebajian (7)	Slegers	2R	2HR GAME	8/24	vPAW	Heidt (2)	Shawaryn	2R	
5/27(1)	@ROC	Urena (1)	May	Solo	1st career Triple-A HR	8/24	vPAW	Davis (4)	Shawaryn	Solo	
5/29	vCOL	Gurriel Jr. (3)	Wilk	2R		8/24	vPAW	Davis (5)	Haley	Solo	
5/30	vCOL	Leblebajian (8)	Whitehouse	3R		8/25	vPAW	Davis (5)	Haley	Solo	
5/30	vCOL	Grichuk (1)	Whitehouse	2R	MLB Rehab appearance	8/26	vPAW	Sweeney (10)	Shepherd	2R	
6/2	vCHA	Leblebajian (9)	Koepch	2R		8/27	vPAW	Guerrero (5)	Cuevas	2R	
6/6	@TOL	Tellez (3)	Zimmerman	Solo		8/28(2)	@ROC	Mineo (1)	Curtiss	Solo	1st career Triple-A HR
6/7	@TOL	Jansen (3)	Aumont	Solo		8/31	@SYR	Urena (5)	Smith, Chris	2R	
6/10(1)	@COL	Gurriel Jr. (4)	Jaye	3R		9/2	@SYR	Fields (2)	Voth	Solo	
6/10(1)	@COL	Jansen (4)	Jaye	3R		9/2	@SYR	Guerrero (6)	Voth	Solo	1st career road AAA HR
6/10(2)	@COL	Sweeney (4)	Wilk	Solo							
6/11	@LHV	Leblebajian (10)	Anderson	SLAM	GRAND SLAM						
6/11	@LHV	Sweeney (5)	Anderson	Solo							
6/12(2)	@LHV	McGuire, R. (3)	Eshelman	2R							
6/12(2)	@LHV	Tellez (4)	Eshelman	Solo							
6/13	@LHV	Gurriel Jr. (5)	Milner	2R							
6/13	@LHV	Smith Jr. (3)	Rios	2R							
6/15	vROC	Sweeney (6)	Littell	Solo							
6/16	vROC	Tellez (5)	Busenitz	2R							
6/17	vROC	Alford (1)	Slegers	Solo	1st career Triple-A HR						
6/19(1)	@PAW	Pearce (1)	Beeks	3R	MLB Rehab appearance						
6/20	@PAW	Jansen (5)	Smith, Josh A.	2R							
6/26	vPAW	Alford (2)	Jerez	2R							
6/28	vPAW	Tellez (6)	Shepherd	2R							
6/29	@SYR	Alford (3)	Torres	Solo							
6/30	@SYR	McGuire, R. (4)	Valdez	2R							
6/30	@SYR	Ngoepe (2)	Valdez	Solo							
7/4	@SWB	Urena (2)	Tanaka	2R							
7/5	@SWB	Jansen (6)	Coshow	2R							
7/6	vSYR	Jansen (7)	Goforth	2R							
7/7	vSYR	Alford (4)	Simms	Solo							
7/13	@LHV	Sweeney (7)	Garcia	2R							
7/13	@LHV	Jansen (8)	Windle	2R							
7/16	vNOR	McGuire (5)	Gilmartin	SLAM							
7/18	vNOR	Tellez (7)	Long	Solo							
7/19	vDUR	Tellez (8)	Chirinos	Solo							
7/21	vDUR	Tellez (9)	Snow	Solo	2HR GAME						
7/21	vDUR	Tellez (10)	Kittredge	Solo	2HR GAME						

### BISONS HOME RUN BREAKDOWNS

Player	HRs	Solo/2R/3R/GS	Last HR
Alford	5	4/1/0/0	7/25 @LOU
Davis	5	5/0/0/0	8/25 vPAW
Fields	2	1/1/0/0	9/2 @SYR
Grichuk	1	0/1/0/0	5/30 vCOL
Guerrero Jr.	6	4/2/0/0	9/2 @SYR
Gurriel Jr.	5	0/3/1/1	6/13 @LHV
Heidt	2	1/1/0/0	8/24 vPAW
Hernandez	2	1/1/0/0	4/12 vIND
Jansen	12	4/6/2/0	7/31 vLHV
Leblebajian	10	3/5/1/1	6/11 @LHV
Lopes	2	2/0/0/0	8/5 @SWB
McGuire	7	2/4/0/1	8/14 @CHA
McKinney	3	3/0/0/0	8/15 @CHA
Mineo	1	1/0/0/0	8/28 @ROC(2)
Ngoepe	2	1/1/0/0	6/30 @SYR
Pearce	1	0/0/1/0	6/19 @PAW
Pompey	4	4/0/0/0	5/24 vSYR
Smith Jr.	6	3/2/0/1	8/17 @GWN
Sweeney	10	7/3/0/0	8/26 vPAW
Tellez	13	10/3/0/0	8/14 @CLT
Travis	1	1/0/0/0	5/16 vPAW
Urena	5	1/3/1/0	8/31 @SYR
<b>Totals</b>	<b>105</b>	<b>56/39/6/4</b>	

# 2018 SEASON REVIEW

## 2018 BUFFALO BISON STARTING PITCHERS

Pitcher	Starting Pitching Statistics					
	GS	W/L	QS	Run Support	RS/G	Team W/L
Biagini	4	0-3	1	9	2.3	1-3
Borucki	13	6-5	7	49	3.8	6-7
Cumpton	9	1-5	0	24	2.7	3-6
DeGraaf	1	0-0	0	5	5.0	0-1
Dillon	3	2-1	3	11	3.7	2-1
Estrada	1	0-1	0	0	0.0	0-1
Fisk	1	0-0	0	1	1.0	0-1
Gaviglio	5	0-0	2	22	4.4	1-4
Guerrieri	7	1-0	1	35	5.0	6-1
Harris	2	1-1	1	11	5.5	1-1
Hauschild	4	1-1	0	24	6.0	2-2
McGuire	8	4-2	1	44	5.5	5-2
Morimando	4	1-3	2	15	3.8	1-3
Pannone	6	0-3	3	12	2.4	2-4
Reid-Foley	16	7-5	9	66	4.4	8-7
Romano	1	1-0	0	11	11.0	1-0
Rowley	17	5-6	10	70	4.1	9-8
Santos	2	0-0	0	14	7.0	2-0
Smith, M.	7	2-2	0	24	3.4	3-4
Stewart	4	1-1	0	10	2.5	1-3
Tepesch	8	1-6	2	25	3.1	1-7
Tracy	9	1-1	2	35	3.9	2-7
Waguespack	6	2-4	1	28	4.7	2-4
<b>Totals (all SP)</b>	<b>138</b>	<b>37-50</b>	<b>45</b>	<b>573</b>	<b>4.2</b>	<b>61-77</b>

\*a quality start is defined as at least 6.0 innings pitched and three or fewer earned runs allowed.

## 2018 BUFFALO BISON RELIEF PITCHERS

Pitcher	G	W/L	Bisons W/L	Out/1st AB	GF	Hold	SV/OPP	IRS/IR	IP High
Alburquerque	25	1-1	13-12	15-25 (60%)	12	3	4-7 (57%)	0-4 (0%)	2.0 (x4)
Barnes	7	1-1	2-5	7-7 (100%)	1	-	0-1 (0%)	0-2 (0%)	1.1 (8/19)
Breslow	21	0-1	5-16	10-21 (58%)	2	3	0-2 (0%)	4-7 (57%)	2.0 (7/31)
Case	1	0-0	0-1	1-1 (100%)	1	-	-	-	3.0 (8/27)
Cruz	6	1-0	4-2	5-6 (83%)	2	-	1-1 (100%)	2-5 (50%)	2.0 (6/14)
Cumpton	3	1-0	2-1	3-3 (100%)	2	-	1-1 (100%)	-	1.0 (7/5)
Custodio	5	0-0	2-3	3-5 (60%)	3	1	-	1-2 (50%)	2.1 (7/16)
Dermody	5	0-0	2-3	4-5 (80%)	2	-	0-1 (0%)	-	1.0 (x5)
Dillon	1	0-0	1-0	1-1 (100%)	1	-	1-1 (100%)	-	2.2 (5/3)
Eller	1	0-0	1-0	0-1 (0%)	-	-	-	-	1.1 (5/5)
Fernandez	21	1-2	12-9	16-21 (76%)	10	5	2-4 (50%)	2-6 (33%)	3.0 (6/23)
Fishman	1	0-0	1-0	1-1 (100%)	-	1	-	0-1 (0%)	1.1 (6/26)
Fisk	32	3-4	12-20	22-32 (69%)	12	5	1-4 (25%)	5-11 (45%)	4.0 (5/22)
Girodo	3	0-1	0-3	3-3 (100%)	2	-	-	0-2 (0%)	1.2 (4/12)
Guerrieri	16	1-2	6-10	14-16 (88%)	6	-	0-2 (0%)	1-3 (33%)	3.0 (5/16)
Guilmet	3	0-0	0-3	2-3 (67%)	2	-	-	2-2 (100%)	2.0 (8/31)
Higuera	1	0-1	0-1	1-1 (100%)	-	-	-	-	2.1 (8/27)
Isaacs	6	1-0	3-3	4-6 (67%)	3	-	-	1-4 (25%)	2.2 (5/24)
Mayza	20	6-2	12-8	13-20 (65%)	8	2	1-4 (25%)	3-14 (21%)	2.0 (8/8)
Moll	15	1-3	8-7	13-15 (87%)	7	1	1-2 (50%)	2-10 (20%)	2.0 (x4)
Osuna	3	0-0	2-1	3-3 (100%)	1	2	-	-	1.0 (x3)
Parmley	1	0-0	0-1	1-1 (100%)	1	-	-	-	1.0 (5/24)
Petricka	16	0-0	5-11	10-16 (67%)	8	2	2-2 (100%)	0-1 (0%)	3.0 (6/21)
Ramirez	7	0-1	3-4	4-7 (57%)	3	1	1-1 (100%)	0-2 (0%)	2.1 (4/9)
Rodriguez	1	0-0	1-0	1-1 (100%)	-	-	-	-	1.2 (5/25(1))
Santos	18	2-3	6-12	14-18 (78%)	4	2	0-3 (0%)	0-14 (0%)	3.1 (5/14)
Shafer	34	3-3	22-12	23-34 (68%)	30	1	15-16 (94%)	6-14 (43%)	2.0 (x2)
Smith, M.	19	1-2	6-13	12-19 (63%)	6	-	1-2 (50%)	4-4 (100%)	3.0 (x2)
Stewart	10	1-0	2-8	7-10 (70%)	4	-	-	2-3 (67%)	2.2 (x2)
Sweeney	1	0-0	0-1	0-1 (0%)	-	-	-	-	1.0 (5/24)
Tepesch	2	0-0	0-2	1-2 (50%)	-	-	-	-	5.0 (6/3)
Tracy	2	0-0	0-2	2-2 (100%)	-	-	-	-	1.0 (x2)
Waguespack	1	0-0	0-1	1-1 (100%)	1	-	-	-	5.0 (8/18)
<b>Totals</b>	<b>138</b>	<b>24-27</b>	<b>-</b>	<b>217-308 (70%)</b>	<b>134</b>	<b>29</b>	<b>31-54 (57%)</b>	<b>35-111 (32%)</b>	<b>-</b>

# 2018 SEASON REVIEW

## 2018 BISON FIELDING STATISTICS

<b>Catcher</b>	<b>PCT</b>	<b>G</b>	<b>INN</b>	<b>PO</b>	<b>A</b>	<b>E</b>	<b>TC</b>	<b>DP</b>	<b>PB</b>	<b>CS</b>	<b>SB</b>	<b>ATT</b>	<b>PCT</b>
De La Cruz, Michael	1.000	11	80.0	59	5	0	64	0	1	2	6	8	.250
Jansen, Danny	.987	56	464.0	364	18	5	387	3	5	9	30	39	.231
McGuire, Reese	.983	73	608.2	546	24	10	580	5	8	14	34	48	.292
Mineo, Alberto	.917	3	24.0	11	0	1	12	0	0	0	2	2	.000
<b>TOTALS</b>	<b>.985</b>	<b>138</b>	<b>1176.2</b>	<b>980</b>	<b>47</b>	<b>16</b>	<b>1043</b>	<b>120</b>	<b>14</b>	<b>25</b>	<b>72</b>	<b>97</b>	<b>.258</b>

<b>Pitchers</b>	<b>PCT</b>	<b>G</b>	<b>INN</b>	<b>PO</b>	<b>A</b>	<b>E</b>	<b>TC</b>	<b>DP</b>
Albuquerque, Al	1.000	25	28.2	2	2	0	4	0
Barnes, Danny	-	7	8.2	0	0	0	0	0
Biagini, Joe	.833	4	21.2	2	3	1	6	0
Borucki, Ryan	.909	13	77.0	2	8	1	11	0
Breslow, Craig	.667	21	19.1	1	1	1	3	0
Case, Andrew	1.000	1	3.0	0	1	0	1	0
Cruz, Rhiner	-	6	8.2	0	0	0	0	0
Cumpton, Brandon	1.000	12	52.2	3	4	0	7	0
Custodio, Claudio	1.000	5	10.0	0	2	0	2	0
DeGraaf, Josh	1	3.2	0	0	0	0	0	0
Dermody, Matt	-	5	5.0	0	0	0	0	0
Dillon, Justin	1.000	4	22.2	3	1	0	4	1
Eller, Connor	-	1	1.1	0	0	0	0	0
Estrada, Marco	1.000	1	3.1	0	1	0	1	0
Fernandez, Jose	.833	21	29.1	1	4	1	6	0
Fishman, Jake	1.000	1	1.1	1	0	0	1	0
Fisk, Conor	.833	34	57.2	2	3	1	6	0
Gaviglio, Sam	1.000	5	29.0	0	2	0	2	0
Girodo, Chad	1.000	3	3.2	0	1	0	1	0
Guerrieri, Taylor	.900	23	57.1	3	6	1	10	0
Guilmet, Preston	-	3	4.2	0	0	0	0	0
Harris, Jon	.667	2	12.0	1	1	1	3	1
Hauschild, Mike	1.000	4	21.2	3	3	0	6	0
Higuera, Juliandry	1.000	1	2.1	1	1	0	2	0
Isaacs, Dusty	-	6	10.0	0	0	0	0	0
Mayza, Tim	1.000	20	25.2	1	3	0	4	0
McGuire, Deck	1.000	8	44.2	1	2	0	3	0
Moll, Sam	1.000	15	18.2	0	2	0	2	0
Morimando, Shawn	1.000	4	20.0	0	2	0	2	0
Osuna, Roberto	1.000	3	3.0	0	1	0	1	0
Pannone, Thomas	1.000	6	36.2	1	2	0	3	0
Parmley, Ian	-	1	1.0	0	0	0	0	0
Petricka, Jake	1.000	16	23.0	0	3	0	3	0
Ramirez, Carlos	1.000	7	8.1	1	0	0	1	0
Reid-Foley, Sean	1.000	16	85.1	1	9	0	10	0
Rodriguez, Dalton	-	1	1.2	0	0	0	0	0
Romano, Jordan	1.000	1	5.0	0	1	0	1	0
Rowley, Chris	1.000	17	101.0	6	6	0	12	2
Santos, Luis	.875	20	42.2	1	6	1	8	0
Shafer, Justin	1.000	34	38.1	4	1	0	5	0
Smith, Murphy	.833	26	62.2	6	4	2	12	1
Stewart, Zach	1.000	14	34.1	3	2	0	5	1
Sweeney, Darnell	-	1	1.0	0	0	0	0	0
Tepesch, Nick	.900	10	41.0	6	3	1	10	0
Tracy, Matt	1.000	11	48.2	0	4	0	4	0
Waguespack, Jacob	.857	7	39.1	2	4	1	7	0
<b>TOTALS</b>	<b>.929</b>	<b>138</b>	<b>1176.2</b>	<b>58</b>	<b>99</b>	<b>12</b>	<b>169</b>	<b>120</b>

<b>Second Basemen</b>	<b>PCT</b>	<b>G</b>	<b>INN</b>	<b>PO</b>	<b>A</b>	<b>E</b>	<b>TC</b>	<b>DP</b>
Guillotte, Andrew	1.000	1	6.0	2	2	0	4	1
Gurriel Jr., Lourdes	.956	9	76.0	17	26	2	45	6
Leblebajian, Jason	.972	7	58.0	13	22	1	36	8
Lopes, Tim	.986	69	566.0	95	180	4	279	38
Ngoepe, Gift	.952	4	30.2	6	14	1	21	3
Sweeney, Darnell	.966	24	195.1	40	73	4	117	14
Travis, Devon	.983	12	106.2	16	41	1	58	7
Urena, Richard	.986	17	138.0	25	43	1	69	10
<b>TOTALS</b>	<b>.978</b>	<b>138</b>	<b>1176.2</b>	<b>214</b>	<b>401</b>	<b>14</b>	<b>629</b>	<b>120</b>

<b>Third Basemen</b>	<b>PCT</b>	<b>G</b>	<b>INN</b>	<b>PO</b>	<b>A</b>	<b>E</b>	<b>TC</b>	<b>DP</b>
Berti, Jon	1.000	3	19.0	2	2	0	4	0
Guerrero Jr., Vladimir	.937	25	216.0	13	61	5	79	6
Heidt, Gunnar	1.000	1	6.0	1	1	0	2	0
Leblebajian, Jason	.932	48	389.0	31	92	9	132	13
Lopes, Tim	.973	18	145.1	9	27	1	37	0
Ngoepe, Gift	1.000	14	111.0	14	26	0	40	4
Sweeney, Darnell	.923	21	159.1	7	29	3	39	1
Urena, Richard	1.000	3	23.0	4	5	0	9	0
Urshela, Gio	.917	14	108.0	5	17	2	24	3
<b>TOTALS</b>	<b>.945</b>	<b>138</b>	<b>1176.2</b>	<b>86</b>	<b>260</b>	<b>20</b>	<b>366</b>	<b>120</b>

<b>Shortstop</b>	<b>PCT</b>	<b>G</b>	<b>INN</b>	<b>PO</b>	<b>A</b>	<b>E</b>	<b>TC</b>	<b>DP</b>
Espinosa, Danny	.949	12	110.0	12	25	2	39	3
Gurriel Jr., Lourdes	.990	23	194.0	37	60	1	98	13
Heidt, Gunnar	.956	12	95.0	14	29	2	45	7
Ladendorf, Tyler	.857	2	16.0	2	4	1	7	1
Leblebajian, Jason	.957	5	45.0	7	15	1	23	0
Ngoepe, Gift	.948	29	237.0	43	67	6	116	18
Sweeney, Darnell	.939	13	109.0	19	27	3	49	6
Urena, Richard	.982	43	352.2	55	110	3	168	24
Urshela, Gio	.875	2	18.0	3	4	1	8	2
<b>TOTALS</b>	<b>.964</b>	<b>138</b>	<b>1176.2</b>	<b>192</b>	<b>341</b>	<b>20</b>	<b>553</b>	<b>120</b>

<b>Outfield</b>	<b>PCT</b>	<b>G</b>	<b>INN</b>	<b>PO</b>	<b>A</b>	<b>E</b>	<b>TC</b>	<b>DP</b>
Alford, Anthony	.973	97	801.0	212	4	6	222	1
Davis, Jonathan	1.000	44	371.2	99	1	0	100	0
Fields, Roemon	.978	97	781.2	252	9	6	267	2
Grichuk, Randal	1.000	1	9.0	3	0	0	3	0
Guillotte, Andrew	1.000	4	20.0	3	0	0	3	0
Hernandez, Teoscar	1.000	4	37.0	11	0	0	11	0
Leblebajian, Jason	.667	3	16.0	2	0	1	3	0
Lopes, Tim	.500	1	5.0	1	0	1	2	0
McKinney, Billy	.963	14	109.0	22	4	1	27	1
Parmley, Ian	.973	37	280.0	71	2	2	75	0
Pearce, Steve	1.000	2	13.0	4	0	0	4	0
Pompey, Dalton	1.000	38	296.0	54	1	0	55	0
Smith Jr., Dwight	.973	74	630.0	136	8	4	148	0
Sweeney, Darnell	.947	21	160.2	36	0	2	38	0
<b>TOTALS</b>	<b>.976</b>	<b>138</b>	<b>3530.0</b>	<b>906</b>	<b>29</b>	<b>23</b>	<b>958</b>	<b>120</b>

<b>First Basemen</b>	<b>PCT</b>	<b>G</b>	<b>INN</b>	<b>PO</b>	<b>A</b>	<b>E</b>	<b>TC</b>	<b>DP</b>
De La Cruz, Michael	1.000	4	32.0	32	0	0	32	6
Gurriel Jr., Lourdes	1.000	1	1.0	1	1	0	2	1
Heidt, Gunnar	.982	7	50.0	49	5	1	55	4
Leblebajian, Jason	.992	18	132.0	121	10	1	132	18
McKinney, Billy	1.000	4	28.0	26	2	0	28	3
Tellez, Rowdy	.994	107	879.0	821	53	5	879	80
Urshela, Gio	1.000	7	54.2	44	4	0	48	1
<b>TOTALS</b>	<b>.994</b>	<b>138</b>	<b>1176.2</b>	<b>1094</b>	<b>75</b>	<b>7</b>	<b>1176</b>	<b>120</b>

## 2018 BISONS TRANSACTIONS

Date	Player & Move	Date	Player & Move
4/10, DELETE	LHP Tim Mayza to Toronto	5/27, ADD	RHP Deck McGuire from Toronto
4/10, ADD	RHP Murphy Smith from extended Spring Training	5/27, ADD	RHP Jordan Romano from New Hampshire (AA)
4/13, DELETE	OF Teoscar Hernandez to Toronto	5/27, ADD	RHP Luis Santos from New Hampshire (AA)
4/13, ADD	C Michael De La Cruz from extended Spring Training	5/28, ADD	OF Dalton Pompey from Toronto
4/17, DELETE	RHP Joe Biagini to Toronto	5/28, DELETE	RHP Jordan Romano to New Hampshire (AA)
4/18, ADD	RHP Joe Biagini from Toronto	5/30, DELETE	OF Dalton Pompey to Disabled List
4/20, ADD	OF Anthony Alford from MLB rehab assignment	5/30, ADD	C Jose Mayorga from Extended Spring
4/20, ADD	OF Dalton Pompey from MLB rehab assignment	5/30, ADD	OF Randal Grichuk from Toronto - MLB Rehab
4/20, ADD	RHP Jake Petricka from Disabled List	5/30, ADD	INF Tyler Ladendorf from Disabled List
4/20, ADD	LHP Tim Mayza from Toronto	5/30, DELETE	INF Tyler Ladendorf traded to Arizona (Jackson)
4/20, DELETE	RHP Murphy Smith to Disabled List (Retro to 4/18)	5/31, ADD	RHP Dusty Isaacs from New Hampshire (AA)
4/20, DELETE	C Michael De La Cruz to extended Spring Training	6/1, DELETE	OF Randal Grichuk to Toronto
4/20, DELETE	LHP Chad Girono to extended Spring Training	6/1, DELETE	LHP Sam Moll to Disabled List (retroactive to 5/30)
4/20, DELETE	OF Ian Parmley to extended Spring Training	6/2, ADD	OF Dwight Smith Jr. from Toronto
4/21, ADD	INF Gift Ngoepe from Toronto	6/2, DELETE	INF Richard Urena to Disabled List
4/21, DELETE	INF Jon Bertie to Columbus (Cleveland)	6/2, ADD	RHP Nick Tepesch from New Hampshire (AA)
4/22, ADD	INF Richard Urena from Disabled List	6/3, ADD	RHP Jake Petricka from Toronto
4/22, DELETE	INF Richard Urena to Dunedin (A-Adv)	6/9, DELETE	RHP Deck McGuire, Designated for assignment
4/23, ADD	LHP Chad Girono from extended Spring Training	6/10, ADD	RHP Rhiner Cruz from Disabled List
4/23, DELETE	LHP Tim Mayza to Toronto	6/13, ADD	LHP Tim Mayza, from Toronto
4/25, DELETE	LHP Chad Girono, released	6/13, DELETE	RHP Dusty Isaacs, to New Hampshire (AA)
4/27, ADD	LHP Tim Mayza from Toronto	6/13, DELETE	RHP Taylor Guerrieri, from suspended list
4/29, ADD	OF Ian Parmley from extended Spring Training	6/14, ADD	INF Richard Urena from Disabled List
4/29, DELETE	RHP Carlos Ramirez to Toronto	6/14, DELETE	OF Ian Parmley to Disabled List
4/29, DELETE	INF Danny Espinosa, released	6/16, ADD	OF Steve Pearce from Toronto- MLB Rehab
4/30, ADD	INF Devon Travis from Toronto	6/19, DELETE	INF Lourdes Gurriel Jr. to Toronto
4/30, ADD	RHP Murphy Smith from Disabled List	6/20, ADD	OF Ian Parmley from Disabled List
4/30, DELETE	INF Gift Ngoepe to Toronto	6/21, DELETE	OF Steve Pearce from Toronto - MLB Rehab
4/30, DELETE	LHP Matt Dermody to Disabled List (Retro to 4/29)	6/21, DELETE	RHP Taylor Guerrieri to Disabled List
5/1, ADD	INF Richard Urena from Dunedin	6/23, ADD	LHP Jose Fernandez from New Hampshire (AA)
5/3, DELETE	RHP Luis Santos to Toronto	6/23, DELETE	LHP Tim Mayza- MLB Taxi Squad
5/3, DELETE	LHP Tim Mayza to Toronto	6/23, DELETE	LHP Tim Mayza to Toronto
5/3, DELETE	RHP Joe Biagini to Toronto	6/24, ADD	INF Lourdes Gurriel Jr from Toronto
5/3, DELETE	OF Dwight Smith Jr. to Toronto	6/24, DELETE	OF Ian Parmley to New Hampshire (AA)
5/3, ADD	INF Gift Ngoepe from Toronto	6/24, ADD	LHP Jake Fishman from Dunedin (Adv-A)
5/3, ADD	RHP Justin Dillon from Dunedin (Adv-A)	6/26, DELETE	LHP Ryan Borucki to Toronto
5/3, ADD	RHP Conor Fisk from New Hampshire (AA)	6/26, ADD	C Michael De La Cruz from the Disabled List
5/3, DELETE	INF Gift Ngoepe, designated for assignment	6/28, DELETE	LHP Jake Fishman to Dunedin (A)
5/4, DELETE	OF Dalton Pompey to Toronto	6/28, ADD	RHP Jon Harris from New Hampshire (AA)
5/4, DELETE	INF Richard Urena to Toronto	6/29, DELETE	OF Darnell Sweeney to Toronto
5/4, DELETE	RHP Jake Petricka to Toronto	6/30, DELETE	RHP Jake Petricka to Toronto
5/4, ADD	OF Dwight Smith Jr. from Toronto	6/30, ADD	OF Andrew Guillotte from New Hampshire (AA)
5/4, ADD	RHP Carlos Ramirez from Toronto	7/1, ADD	LHP Matt Tracy from GCL Blue Jays (ROK)
5/4, ADD	RHP Connor Eller from Dunedin (Adv-A)	7/2, DELETE	INF Lourdes Gurriel Jr. to Toronto
5/5, ADD	C Michael De La Cruz from Extended Spring	7/2, DELETE	RHP Al Albuquerque, released
5/5, DELETE	OF Anthony Alford to Toronto	7/2, ADD	LHP Craig Breslow from New Hampshire (AA)
5/6, ADD	RHP Joe Biagini from Toronto	7/2, ADD	INF/OF Darnell Sweeney from Toronto
5/6, ADD	RHP Danny Barnes from Toronto	7/4, DELETE	RHP Luis Santos to Toronto
5/6, DELETE	RHP Connor Eller to Dunedin	7/4, DELETE	RHP Rhiner Cruz to Toronto
5/6, DELETE	RHP Justin Dillon to Dunedin	7/4, DELETE	RHP Jon Harris to New Hampshire (AA)
5/7, ADD	RHP Jake Petricka from Toronto	7/4, DELETE	1B Rowdy Tellez, Temporary Inactive
5/7, ADD	INF Richard Urena from Toronto	7/4, ADD	INF Gio Urshela from Toronto
5/7, ADD	RHP Luis Santos from Toronto	7/4, ADD	LHP Tim Mayza from Toronto
5/7, DELETE	RHP Conor Fisk to New Hampshire (AA)	7/5, ADD	RHP Brandon Cumpton, signed by Toronto
5/8, DELETE	RHP Jake Petricka to Toronto	7/5, ADD	RHP Zach Stewart, signed by Toronto
5/8, DELETE	SS Richard Urena to Toronto	7/7, ADD	LHP Thomas Pannone from Restricted List
5/8, ADD	RHP Conor Fisk from New Hampshire (AA)	7/7, DELETE	C Michael De La Cruz to Disabled List, Retro to 7/5
5/8, ADD	INF Gift Ngoepe from Toronto	7/8, DELETE	LHP Tim Mayza to Toronto
5/9, DELETE	C Michael De La Cruz, Disabled List (Retro to 5/8)	7/12, ADD	OF Jonathan Davis for New Hampshire (AA)
5/9, ADD	INF Tyler Ladendorf from Extended Spring	7/12, ADD	RHP Preston Guilmet from Toronto
5/11, DELETE	RHP Sam Gaviglio to Toronto	7/12, ADD	OF Dalton Pompey from Disabled List
5/11, DELETE	RHP Joe Biagini to Toronto	7/12, DELETE	OF Dalton Pompey to New Hampshire (AA)
5/12, ADD	RHP Justin Dillon from Dunedin (Adv-A)	7/12, DELETE	OF Andrew Guillote to New Hampshire (AA)
5/13, ADD	RHP Josh DeGraaf from Dunedin (Adv-A)	7/13, ADD	C Michael De La Cruz from Disabled List
5/13, DELETE	RHP Deck McGuire to Toronto	7/14, DELETE	RHP Chris Rowley to Toronto
5/13, DELETE	RHP Carlos Ramirez, designated for assignment	7/14, DELETE	C Danny Jansen to Temporary Inactive
5/14, ADD	RHP Josh DeGraaf from Dunedin (Adv-A)	7/14, ADD	1B Rowdy Tellez from Temporary Inactive
5/14, ADD	OF Dalton Pompey from Toronto	7/15, ADD	RHP Claudio Custodio from Dunedin (A-Adv)
5/14, ADD	INF Lourdes Gurriel Jr. from Toronto	7/16, DELETE	RHP Preston Guilmet to Disabled List
5/14, DELETE	INF Tyler Ladendorf, Disabled List (Retro 5/13)	7/16, DELETE	RHP Nick Tepesch to Disabled List
5/15, ADD	OF Anthony Alford from Toronto	7/17, DELETE	INF Jason Leblebician to Disabled List, Retro to 7/14
5/15, DELETE	OF Dwight Smith Jr. to Toronto	7/17, DELETE	C Michael De La Cruz to Disabled List, Retro to 7/16
5/16, DELETE	RHP Danny Barnes to Toronto	7/17, ADD	OF Dalton Pompey from New Hampshire (AA)
5/18, DELETE	RHP Josh DeGraaf to Dunedin (Adv-A)	7/17, ADD	C Danny Jansen from Temporary Inactive
5/19, ADD	RHP Justin Shafer from New Hampshire (AA)	7/17, ADD	LHP Ryan Borucki from Toronto
5/21, ADD	RHP Dusty Isaacs from New Hampshire (AA)	7/19, DELETE	INF Gift Ngoepe to Disabled List, Retro to 7/17
5/24, ADD	RHP Sean Reid-Foley from New Hampshire (AA)	7/19, ADD	INF Gunnar Heidt from New Hampshire (AA)
5/25, DELETE	RHP Luis Santos to New Hampshire (AA)	7/20, DELETE	INF Richard Urena to Toronto
5/25, DELETE	OF Dalton Pompey to Toronto	7/24, ADD	RHP Marco Estrada from Toronto - MLB Rehab
5/25, ADD	RHP Dalton Rodriguez from Vancouver (SS-A)	7/24, ADD	RHP Roberto Osune from Toronto - MLB Rehab
5/27, DELETE	RHP Dalton Rodriguez to Extended Spring	7/24, DELETE	RHP Chris Rowley, to Texas (Round Rock) on waivers
5/27, DELETE	RHP Dusty Isaacs to New Hampshire (AA)	7/24, DELETE	LHP Ryan Borucki to Toronto
5/27, DELETE	RHP Justin Dillon to New Hampshire (AA)	7/24, DELETE	RHP Brandon Cumpton to Temporary Inactive, Retro to 7/23

# 2018 SEASON REVIEW

## 2018 BISONS TRANSACTIONS

Date	Player & Move	Date	Player & Move
7/24, ADD	RHP Nick Tepesch from Disabled List	8/13, DELETE	INF Gift Ngoepe, released
7/24, ADD	INF Richard Urena from Toronto	8/13, DELETE	RHP Sean Reid-Foley to Toronto
7/24, ADD	RHP Taylor Guerrieri from Disabled List	8/13, DELETE	RHP Brandon Cumpton, designated for assignment
7/25, ADD	INF Jason Leblebician from Disabled List	8/15, DELETE	LHP Tim Mayza to Toronto
7/26, ADD	LHP Tim Mayza from Toronto	8/16, ADD	RHP Brandon Cumpton from Toronto
7/26, DELETE	INF Gunnar Heidt to Temporary Inactive	8/16, DELETE	INF Jason Leblebician to Disabled List
7/27, ADD	RHP Danny Barnes from Toronto -MLB Rehab	8/16, ADD	INF Gunnar Heidt from New Hampshire (AA)
7/28, ADD	OF Brian McKinney in a trade with the NY Yankees	8/17, DELETE	OF Billy McKinney to Toronto
7/28, ADD	RHP Brandon Cumpton off the Temporary Inactive List	8/17, DELETE	RHP Claudio Custodio to Dunedin (Adv-A)
7/28, DELETE	OF Roemon Fields to New Hampshire (AA)	8/17, ADD	LHP Thomas Pannone from Toronto
7/28, DELETE	RHP Claudio Custodio to Dunedin (A)	8/18, DELETE	LHP Thomas Pannone to Toronto's Taxi Squad
7/29, DELETE	INF Jason Leblebician from Disabled List, Retro to 7/28	8/18, ADD	LHP Shawn Morimando from GCL Blue Jays
7/29, ADD	INF Gift Ngoepe from Disabled List	8/19, DELETE	RHP Justin Shafer to Toronto
7/30, DELETE	RHP Marco Estrada to Toronto - MLB Rehab	8/19, DELETE	1B Rowdy Tellez to Temporary Inactive List
7/30, DELETE	RHP Roberto Osuna, trade to Houston - MLB Rehab	8/20, ADD	RHP Luis Santos from Toronto
7/31, ADD	3B Vladimir Guerrero Jr. from Temporary Inactive	8/21, ADD	RHP Preston Guilmet from Disabled List
7/31, ADD	RHP David Paulino to Disabled List, trade from Houston	8/21, ADD	RHP Sean Reid-Foley from Toronto
7/31, ADD	OF Roemon Fields from New Hampshire (AA)	8/21, ADD	INF Lourdes Gurriel Jr. on MLB Rehab
7/31, DELETE	OF Dalton Pompey to Suspended List	8/23, DELETE	LHP Matt Tracy to Disabled List
7/31, DELETE	INF/OF Darnell Sweeney to Toronto	8/23, ADD	C Alberto Mineo from Dunedin (Adv-A)
7/31, DELETE	RHP Brandon Cumpton to Toronto	8/24, DELETE	INF Lourdes Gurriel Jr. to Toronto, from MLB Rehab
8/1, DELETE	RHP Danny Barnes to Toronto, from MLB Rehab	8/25, DELETE	INF Tim Lopes to Disabled List
8/2, ADD	RHP Jacob Waguespack, trade from Philadelphia (Lehigh Valley)	8/25, DELETE	RHP Preston Guilmet to Disabled List
8/2, ADD	INF Gunnar Heidt from Temporary Inactive	8/25, ADD	INF Richard Urena from Toronto
8/2, DELETE	INF Gunnar Heidt to New Hampshire (AA)	8/25, ADD	OF Andrew Guillotte from New Hampshire (AA)
8/4, DELETE	INF Gio Urshela, trade to NY Yankees (SWB)	8/26, DELETE	RHP Danny Barnes to Toronto
8/4, ADD	OF Dwight Smith Jr. from Toronto	8/26, DELETE	RHP Murphy Smith to Toronto
8/5, ADD	OF Dalton Pompey from Suspended List	8/26, DELETE	RHP Luis Santos, Designated for Assignment
8/5, ADD	RHP Brandon Cumpton from Toronto	8/26, ADD	RHP Andrew Case from New Hampshire (AA)
8/5, DELETE	RHP Nick Tepesch to Disabled List (retro to 8/3)	8/26, ADD	RHP Juliandry Higuera from Dunedin (Adv-A)
8/5, DELETE	OF Roemon Fields to Disabled List	8/26, ADD	OF Dalton Pompey from Disabled List
8/7, ADD	INF/OF Darnell Sweeney from Toronto, cleared waivers	8/28, ADD	1B Rowdy Tellez from Temporary Inactive
8/7, DELETE	INF Richard Urena to Toronto	8/28, DELETE	LHP Juliandry Higuera to Disabled List
8/8, DELETE	INF Gift Ngoepe to Temporary Inactive	8/29, ADD	INF Jason Leblebician from Disabled List
8/8, DELETE	RHP Nick Tepesch, trade to Detroit (MiLB)	8/29, ADD	RHP Jake Petricka from Toronto
8/8, ADD	INF Jason Leblebician from Disabled List	8/29, ADD	RHP Justin Shafer from Toronto
8/9, DELETE	LHP Thomas Pannone to Toronto	8/29, DELETE	OF Andrew Guillotte to New Hampshire (AA)
8/10, DELETE	INF Darnell Sweeney to Temporary Inactive List (retro to 8/9)	8/29, DELETE	RHP Andrew Case to New Hampshire (AA)
8/11, ADD	RHP Mike Hauschild from Toronto	8/29, DELETE	C Alberto Mineo to Dunedin (Adv-A)
8/11, ADD	INF Gift Ngoepe from Temporary Inactive	8/31, DELETE	RHP Taylor Guerrieri to Taxi Squad
8/12, DELETE	C Danny Jansen to Toronto	8/31, ADD	RHP Preston Guilmet from Disabled List
8/12, DELETE	RHP Sean Reid-Foley to Toronto's Taxi Squad	9/1, DELETE	RHP Sean Reid-Foley to Toronto
8/12, DELETE	OF Dalton Pompey to Disabled List	9/1, DELETE	LHP Jose Fernandez to Toronto
8/12, ADD	C Michael De La Cruz from Disabled List	9/1, ADD	RHP Taylor Guerrieri to Toronto
8/12, ADD	RHP Claudio Custodio from Dunedin (Adv-A)	9/1, ADD	LHP Matt Tracy from Disabled List
8/13, ADD	INF/OF Darnell Sweeney from Temporary Inactive	9/1, ADD	RHP Luis Santos from Toronto

\*73 different players appeared in a game for the Buffalo Bisons during the 2018 season. The team had 257 player transactions.

## 2018 BISONS STARTS IN THE BATTING ORDER

- Davis (35), Fields (33), Pompey (31), Lopes (10), Smith Jr. (10), Urena (7), Alford (5), Travis (5), Berti(1), Sweeney (1)
- Smith Jr. (40), Urena (31), Alford (14), Gurriel Jr. (11), Davis (9), Travis (9), Lopes (8), Espinosa (4), Sweeney (4), Fields (2), McKinney (2), Pearce (2), Pompey (2)
- Guerrero Jr. (30), Tellez (28), Smith Jr. (20), Jansen (15), Alford (9), Espinosa (6), Lopes (5), Hernandez (4), Sweeney (4), Urena (4), Grichuk (2), Gurriel Jr. (2), McKinney (2), Pearce (2), Pompey (2), Urshela (2), McGuire (1),
- Jansen (59), Tellez (41), Alford (16), Leblebician (9), Gurriel Jr. (4), Espinosa (3), Smith Jr. (3), Fields (2), Lopes (1), McGuire (1), McKinney (1), Urena (1), Urshela (1)
- Alford (27), Tellez (25), Gurriel Jr. (20), Jansen (12), Urshela (11), Sweeney (10), Smith Jr. (9), Urena (8), Leblebician (6), McGuire (4), Pompey (4), McKinney (2),
- McGuire (41), Alford (25), Leblebician (19), Tellez (15), Sweeney (11), Urena (9), McKinney (8), Heidt (3), Lopes (3), Urshela (3), Jansen (1)
- McGuire (42), Leblebician (29), Sweeney (20), Lopes (15), Ngoepe (8), Alford (6), McKinney (3), Parmley (3), Urshela (3), De La Cruz (2), Heidt (2), Mineo (2), Urena (2), Tellez (1)
- Lopes (24), Sweeney (22), Ngoepe (18), Leblebician (17), Parmley (16), Heidt (11), De La Cruz (7), McGuire (7), Fields (6), Urshela (4), Urena (3), Guillotte (1), Ladendorf (1)
- Fields (49), Lopes (34), Ngoepe (17), Parmley (12), Sweeney (11), De La Cruz (4), Davis (2), Guillotte (2), Heidt (2), Berti (1), Ladendorf (1), Leblebician (1), Mineo (1)



# 2018 SEASON REVIEW

## 2018 BISON STARTS BY POSITION

C -McGuire (72), Jansen (54), De La Cruz (10), Mineo (2)  
 1B -Tellez (106), Leblebajian (14), Heidt (6), Urshela (6), De La Cruz (3), McKinney (3),  
 2B -Lopes (66), Sweeney (23), Urena (17), Travis (12), Gurriel Jr. (9), Leblebajian (7), Ngoepe (3), Guillotte (1)  
 3B -Leblebajian (46), Guerrero Jr. (25), Sweeney (18), Lopes (17), Urshela (14), Ngoepe (12), Urena (3), Berti (2), Heidt (1)  
 SS -Urena (42), Ngoepe (28), Gurriel Jr. (23), Sweeney (13), Espinosa (12), Heidt (11), Leblebajian (5), Ladendorf (2), Urshela (2)  
 LF -Smith Jr. (61), Alford (25), Sweeney (18), Pompey (12), Davis (10), Fields (6), Leblebajian (2), Pearce (2), Lopes, (1), Parmley (1)  
 CF -Fields (60), Alford (42), Davis (26), Pompey (6), Parmley (4)  
 RF -Alford (28), Parmley (27), Fields (25), Pompey (18), McKinney (13), Smith Jr. (12), Davis (8), Hernandez (4), Guillotte (2), Grichuk (1)  
 DH -Jansen (33), McGuire (23), Lopes (15), Sweeney (11), Smith Jr. (9), Leblebajian (7), Alford (6), Gurriel Jr. (5), Guerrero Jr. (5), Tellez (4),  
 Pompey(3), Urena (3), Davis (2), McKinney (2), Pearce (2), Travis (2), Urshela (2), Espinosa (1), Grichuk (1), Mineo (1)

## 2018 BISON HIGHS & LOWS

Bisons Team Batting			Bisons Team Pitching		
Most Runs (game)	14 (x2), 8/14 @CHA	W, 14-5	Most Runs Allowed (game)	12, 6/5 @LHV	L, 1-12
Most Runs (inning)	8, 4/11 @PAW (6th)	W, 14-8	Most Runs Allowed (inning)	6, 6/5@LHV (6th)	L, 1-12
Most Hits (game)	18, 8/14 @CHA	W, 14-5	Most Hits Allowed (game)	17 (x2), 6/19 @ROC	L, 0-7
Fewest Hits (game)	1(x2), 7/29 vIND (2)	L, 0-2	Fewest Hits Allowed (game)	1, 8/9 @IND	W, 3-1
Most HR (game)	6, 8/14, @CHA	W, 14-5	Most HR Allowed (game)	4, 6/13 vLHV	L, 7-9
Most X-Base Hits (game)	11, 8/14 @CHA	W, 14-5	Most X-Base Hits (game)	10, 6/13 vLHV (6 2B, 4HR)	L, 7-9
Most SB (game)	6, 7/13 @LHV	L, 13-14	Most SB Allowed (game)	5, 4/29 @DUR	L, 3-6
Most Walks (game)	8, 5/6 vSYR	W, 6-1	Most Walks Allowed (game)	9, 5/19 vPAW	W, 7-5
Most Strikeouts (game)	20, 4/9 @PAW	W, 4-3	Most Strikeouts (game)	15 (x2), 5/12 @LHV	L, 4-5
Fewest Left On Base (game)	1, 5/22 vSYR	W, 5-4	Opp. Fewest LOB (game)	1, 5/14(1)@LHV	L, 2-7
Most Left On Base (game)	18, 7/13 @LHV	L, 13-14	Opp. Most LOB (game)	17, 5/19 vPAW	W, 7-5

Individual Batting - Bisons			Individual Batting - Opponents		
Most AB (game)	6 (x7), several players		Most AB (game)	6, several players	
Most Runs (game)	3, several players	8/24 vPAW	Most Runs (game)	3, several players	
Most Hits (game)	4, several players	8/24 vPAW	Most Hits (game)	5, Rickard	4/20 @NOR
Most Doubles (game)	3, Jansen	5/24 vSYR	Most Doubles (game)	3 (x2), Chang	5/29 vCOL
Most Triples (game)	2, McGuire	7/3 vSWB	Most Triples (game)	1, several players	
Most HR (game)	2, several players		Most HR (game)	2 (x6), Wiel	8/29 @ROC
Most RBI (game)	5 (x2), Smith Jr., Jansen	6/7 @TOL	Most RBI (game)	6, Vargas	5/25 @ROC(1)
Most SB (game)	3, Fields	7/13 @LHV	Most SB (game)	2 (x2), Marte	8/9 vGWN
Most Walks (game)	3, several players		Most Walks (game)	4, Olt	4/11 @PAW
Most Strikeouts (game)	4, Sweeney, Alford	7/26 @LOU	Most Strikeouts (game)	5, Riley	8/9 vGWN

Individual Pitching - Bisons			Individual Pitching - Opponents		
Most Innings (start)	8.0 (x3), several players	7/19 vDUR	Most Innings (start)	8.0, Milone	5/22 vSYR
Fewest Innings (start)	2.0 (x2), Tepesch	7/31 vLHV	Fewest Innings (start)	1.1, Wilson	6/5 @TOL
Most Innings (relief)	5.0 (x2), Waguespack	8/18 @GWN	Most Innings (relief)	5.0, Wojciechowski	4/22 @NOR
Most Strikeouts (start)	12, Waguespack	8/2 vLHV	Most Strikeouts (start)	11, Beeks	4/28 vPAW
Most Strikeouts (relief)	5 (x2), Dillon	5/3 vSYR	Most Strikeouts (relief)	5 (x2), Moya	5/7 vROC
Most Walks Allowed	5 (x3), Guerrieri	6/17 vROC	Most Walks Allowed	5, Turley	6/5 @TOL
Most Earned Runs Allowed	8 (x3) several players	7/31 vLHV	Most Earned Runs Allowed	9, Slegers	5/25 @ROC(1)
Most Hits Allowed	12, Tepesch	7/15 @LHV	Most Hits Allowed	14, Jaye	6/10 @COL (1)
Most HR Allowed	5, Tepesch	7/15 @LHV	Most HR Allowed	2 (x5), Gilbert	8/2 vLHV
Most WP	1, several players		Most WP	2, Jackson	5/3 vSYR
Most Balks	1 (x2), Albuquerque	6/20 @PAW	Most Balks	2, Adams	7/8 vSYR

Miscellaneous			Miscellaneous		
Most Combined Runs (game)	27, 7/13 @LHV	L, 13-14	Largest Winning Margin	10, 4/13 vIND	W, 11-1
Most Combined Hits (game)	36, 7/13 @LHV	L, 13-14	Largest Losing Margin	8 (x2), 7/15 @LHV	L, 0-8
Fewest Combined Hits (game)	5, 5/11 @LHV (BUF 1)	L, 0-3	Largest Deficit Overcome, Win	2, 5/25 @ROC(1)	W, 9-8
Most Combined HR (game)	8, 8/14 @CHA	W, 14-5	Largest Lead Relinquished, Loss	7, 7/14 @LHV	L, 13-14
Longest Game, Time	4:01, 4/9 @PAW	W, 4-3	Most Double Plays Turned	4, 6/14 vROC	L, 1-3
Longest Game, Innings	12, 4/9 @PAW	W, 4-3	Most Double Plays Hit Into	2 (x11), 8/16 @GWN	L, 2-4
Longest 9-Inning Game	3:50, 4/29 vPAW	L, 3-6	Most Bisons Team Errors	5, 8/8 vGWN	W, 6-1,
Shortest 9-Inning Game	1:55, 9/3 @SYR	L, 0-2	Most Errors, Bisons Player	2, several players	
Longest 7-Inning Game	2:35, 8/4 @SWB(2)	W, 6-4	Most Opponent Team Errors	4 (x2), 5/16 @PAW	W, 5-4
Shortest 7-Inning Game	1:43, 6/13 @LHV(1)	L, 0-2	Most Errors, Bisons' Opponent	3, Drury, 4/30 @SWB	W, 6-2
Shortest 7-Inning Game	1:32, 4/26(2) @NOR	L, 1-2	Most Errors, Bisons' Opponent	2, 4/12 vROC (Goodrum)	W, 5-2



---

# 2019 IL OPPONENTS



## INTERNATIONAL LEAGUE

### INTERNATIONAL LEAGUE DIRECTORY

President/Treasurer: Randy A. Mobley  
 Corporate Secretary: Max Schumacher  
 PR Contact: Chris Sprague  
 (614) 791-9300  
 Chris@ILBaseball.com

Office Manager: Gretchen Addison

55 South High St., Suite 202, Dublin, OH 43017  
 (614) 791-9300  
 ILBaseball.com



**INTERNATIONAL LEAGUE**  
 1884-Present

### INTERNATIONAL LEAGUE TEAMS & AFFILIATES

<b>Buffalo Bisons</b> Toronto Blue Jays	<b>Charlotte Knights</b> Chicago White Sox	<b>Columbus Clippers</b> Cleveland Indians
<b>Lehigh Valley IronPigs</b> Philadelphia Phillies	<b>Durham Bulls</b> Tampa Bay Rays	<b>Indianapolis Indians</b> Pittsburgh Pirates
<b>Pawtucket Red Sox</b> Boston Red Sox	<b>Gwinnett Strippers</b> Atlanta Braves	<b>Louisville Bats</b> Cincinnati Reds
<b>Rochester Red Wings</b> Minnesota Twins	<b>Norfolk Tides</b> Baltimore Orioles	<b>Toledo Mud Hens</b> Detroit Tigers
<b>Scranton/Wilkes-Barre RailRiders</b> New York Yankees	*In games where both teams are affiliated with National League clubs, it is required that the pitcher be put in the team's batting order. If either the visiting team or the host team is affiliated with an American League parent club, a designated hitter may be used for both teams.	
<b>Syracuse Mets</b> New York Mets		

### INTERNATIONAL LEAGUE GOVERNORS' CUP

\*Post-season play will begin on Wednesday, September 4. The North Division champion will play the lone Wild Card team (Wild Card team hosts Games 1 and 2) while the South Division champion will play the West Division champion (South Division champion will host Games 1 and 2). Both series will be the best-of-five games. Winners advance to the best-of-five game Governors' Cup Championship Series (September 10-14) to determine the International League champion (South/West Division series winner will host Games 1 and 2).

#### GOVERNORS' CUP CHAMPIONS

<b>10-Time:</b> Columbus, Rochester	<b>2-Time:</b> Baltimore, Charlotte, Indianapolis, Scranton/Wilkes-Barre
<b>8-Time:</b> Syracuse	
<b>7-Time:</b> Montreal	
<b>6-Time:</b> Buffalo, Durham	<b>1-Time:</b> Atlanta, Charleston, Havana, Jacksonville, Louisville, Ottawa
<b>5-Time:</b> Richmond, Tidewater	
<b>4-Time:</b> Newark, Pawtucket, Toronto	
<b>3-Time:</b> Toledo	



### TRIPLE-A BASEBALL NATIONAL CHAMPIONSHIP

The International League champion will play the winner of the Pacific Coast League in a one-game playoff at AutoZone Park in Memphis, TN to determine the overall Triple-A Champion. This year's Triple-A Baseball National Championship will be played on Tuesday, September 17.



# 2019 INTERNATIONAL LEAGUE

## INTERNATIONAL LEAGUE BALLPARKS

Club	Stadium	Opened	Surface	Capacity	LF	Ht	CF	Ht	RF	Ht
Buffalo	Sahlen Field	1988	Natural	16,907	325'	12'	404'	8'	325'	8'
Charlotte	BB&T Ballpark	2014	Natural	10,200	300'	13'	400'	12'	315'	14'
Columbus	Huntington Park	2009	Natural	10,100	325'	12'	400'	8'	318'	22'
Durham	Durham Bulls Athletic Park	1995	Natural	10,000	305'	32'	400'	8'	327'	8'
Gwinnett	Coolray Field	2009	Natural	10,427	325'	10'	400'	10'	335'	10'
Indianapolis	Victory Field	1996	Natural	14,500	320'	10'	402'	10'	320'	10'
Lehigh Valley	Coca-Cola Park	2008	Natural	10,000	336'	8'	400'	8'	325'	17'
Louisville	Louisville Slugger Field	2000	Natural	13,131	325'	11'	400'	8'	340'	8'
Norfolk	Harbor Park	1993	Natural	11,856	333'	10'	400'	10'	318'	10'
Pawtucket	McCoy Stadium	1942	Natural	10,031	325'	5'	400'	8'	325'	5'
Rochester	Frontier Field	1997	Natural	10,840	335'	10'	402'	8'	325'	8'
Scranton/WB	PNC Field	1989	Natural	10,000	330'	12'	408'	12'	330'	12'
Syracuse	NBT Bank Stadium	1997	Natural	11,071	330'	8'	400'	8'	330'	8'
Toledo	Fifth Third Field	2002	Natural	10,300	320'	14'	408'	7'	315'	14'

## INTERNATIONAL LEAGUE CITY-TO-CITY MILEAGE CHART

	BUF	CHA	COL	DUR	GWN	IND	LHV	LOU	NOR	PAW	ROC	SWB	SYR	TOL
<b>BUF</b>	----	660	332	691	870	504	352	535	644	452	74	288	150	308
<b>CHA</b>	660	----	427	142	210	576	500	476	325	838	725	594	730	614
<b>COL</b>	332	427	----	458	575	175	451	205	572	731	397	474	473	144
<b>DUR</b>	691	142	458	----	360	654	455	541	185	676	651	490	626	646
<b>GWN</b>	870	210	575	360	----	550	770	440	540	1,050	935	800	940	670
<b>IND</b>	504	576	175	654	550	----	625	114	768	920	569	647	645	226
<b>LHV</b>	352	560	451	455	770	625	----	652	323	282	289	74	205	503
<b>LOU</b>	535	476	205	541	440	114	652	----	656	932	601	677	676	301
<b>NOR</b>	644	325	572	185	540	768	323	656	----	543	600	381	515	657
<b>PAW</b>	452	838	731	676	1,050	920	282	932	543	----	385	294	309	751
<b>ROC</b>	74	725	397	651	935	569	289	601	600	385	----	226	87	373
<b>SWB</b>	288	594	474	490	800	647	74	677	381	294	226	----	141	471
<b>SYR</b>	150	730	473	626	940	645	205	676	515	309	87	141	----	448
<b>TOL</b>	308	614	144	646	670	226	503	301	657	751	373	471	448	----

## 2019 INTERNATIONAL LEAGUE UMPIRES

Crew #1	Age	Resides	Year	Crew #4	Age	Resides	Year	Crew #7	Age	Resides	Year
Brennan Miller*	27	Woodbridge, VA	3rd	Jeremy Riggs*	33	Portsmouth, VA	4th	Dan Merzel*	31	Durham, NC	4th
Erich Bacchus	28	Crystal River, FL	2nd	Scott Costello	34	Barrie, Ont.	3rd	Brian Peterson	31	Newark, DE	3rd
Randy Rosenberg	30	Alexandria, VA	1st	Travis Godec	30	Roanoke, VA	2nd	John Mang	31	Youngstown, OH	1st
Crew #2	Age	Resides	Year	Crew #5	Age	Resides	Year	Rovers	Age	Resides	Year
Alex Tosi*	31	Imprial, MO	4th	Adam Beck*	30	Winter Springs, FL	3rd	Ryan Additon	33	Davie, FL	4th
Ryan Wills	31	Williamsburg, VA	3rd	Blake Carnahan	30	Crystal River, FL	3rd	Sean Barber	33	Lakeland, FL	8th
Skyler Shown	29	Owensboro, KY	2nd	Rich Grassa	29	Lindenhurst, NY	1st	Nick Lentz	29	Holland, MI	6th
								Jeremie Rehak	31	Mars, PA	4th
Crew #3	Age	Resides	Year	Crew #6	Age	Resides	Year	Jansen Visconti	31	Latrobe, PA	5th
John Bacon*	35	Sherrodsville, OH	4th	Shane Livensparger	35	Jacksonville, FL	5th	Chad Whitson	37	Newark, OH	9th
Michael Wiseman	31	White Lake, MI	3rd	Chris Graham	33	Sutton West, Ont	3rd				
Richard Riley	37	Alexandria, VA	2nd	Charlie Ramos	31	Grand Rapids, MI	3rd				

\*Crew Chief

## 2019 IL UMPIRE SCHEDULE FOR SAHLEN FIELD

Date	Crew#		Dates	Crew #	Umpires
April 4-7	5	Beck, Carnahan, Grassa	June 21-23	7	Merzel, Peterson, Mang
April 8-10	1	Miller, Bacchus, Rosenberg	June 28-30	3	Bason, Wiseman, Riley
April 19-20	2	Tosi, Wills, Shown	July 1-3	7	Merzel, Peterson, Mang
April 29-May 5	7	Merzel, Peterson, Mang	July 15-18	6	Livensparger, Graham, Ramos
May 14-19	4	Riggs, Costello, Godec	July 19-21	1	Miller, Bacchus, Rosenberg
May 28-30	6	Livensparger, Graham, Ramos	July 29-30	3	Bason, Wiseman, Riley
June 3-6	2	Tosi, Wills, Shown	Aug. 2-4	3	Bason, Wiseman, Riley
June 7-9	3	Bason, Wiseman, Riley	Aug. 13-15	2	Tosi, Wills, Shown
June 18-20	1	Miller, Bacchus, Rosenberg	Aug. 16-18	4	Riggs, Costello, Godec
			Aug. 23-29	5	Beck, Carnahan, Grassa

# 2019 BISONS OPPONENTS

## CHARLOTTE KNIGHTS - IL SOUTH DIVISION

### CLUB DIRECTORY

## BB&T Ballpark

324 South Mint St.  
Charlotte, NC 28202  
(704) 274 -8300  
CharlotteKnights.com  
@KnightsBaseball  
Facebook.com/CharlotteKnightsBaseball



Owners: Don Beaver, Bill Allen  
GM of Baseball Operations: Rob Egan

PR Contact: Tommy Viola  
(704) 274-8203 TommyV@CharlotteKnights.com

Radio Announcers: Matt Swierad, Mike Pacheco  
Press Box Phone: (704) 274-8203

**CHICAGO WHITE SOX**  
Triple-A affiliate since 1999 (21 seasons)

### 2019 COACHING STAFF

Field Manager: Mark Grudzielanek  
Pitching Coach: Steve McCatty  
Coach: Frank Menechino  
Coach: Guillermo Quiroz  
Athletic Trainer: Josh Fallin

### BISONS VS. CHARLOTTE SERIES INFORMATION

			Last 10 Seasons		
		Year	Record	Home	Road
2018 vs. CHA:	4-2 (.667)				
2018 in Buffalo:	1-2 (.333)				
2018 at Charlotte:	3-0 (1.000)	2009	2-6	0-4	2-2
Modern Era ('85) vs. CHA:	82-80 (.506)	2010	4-4	3-1	1-3
Return to IL ('98) vs. CHA:	82-80 (.506)	2011	4-4	2-2	2-2
vs. CHA at Sahlen Field:	43-38 (.531)	2012	2-6	0-4	2-2
vs. CHA at BB&T Ballpark ('14):	11-6 (.647)	2013	4-4	2-2	2-2
Road games vs. CHA (Modern Era):	39-42 (.481)	2014	7-1	4-0	3-1
Longest Win Streak, Bisons:	6G (2014-2015)	2015	5-2	3-1	2-1
Longest Win Streak, Charlotte:	8G (2006-2007)	2016	2-4	1-2	1-2
Last 3/4G Sweep, Bisons:	8/13/15 @CHA (3G)	2017	5-2	3-0	2-2
Last 3/4G Sweep, Charlotte:	7/20-7/23/12 @BUF (4G)	2018	4-2	1-2	3-0

### 2018 BISONS VS. CHARLOTTE SEASON SERIES REVIEW

Date	Opp.	Score	W/L	Record	WP	LP	Save	Attendance	Time
6/01	vCHA	4-10	L	25-21	Roach, Donn	McGuire, Deck	Infante, Gregory	6,865	3:07
6/02	vCHA	9-2	W	26-21	Borucki, Ryan	Kopech, Michael	-	16,593	2:32
6/03	vCHA	3-4	L	26-22	Minaya, Juan	Shafer, Justin	Vieira, Thyago	5,804	2:46
8/13	@CHA	8-7	W	54-63	Waguespack, Jacob	Stephens, Jordan	Shafer, Justin	8,025	2:49
8/14	@CHA	14-5	W	55-63	Hauschild, Mike	Wojciechowski, Asher	-	8,058	3:15
8/15	@CHA	4-2	W	56-63	Tracy, Mtt	Guerrero, Jordan	Shafer, Justin	10,211	3:06

# 2019 BISONS OPPONENTS

## COLUMBUS CLIPPERS - IL WEST DIVISION

### CLUB DIRECTORY

### Huntington Park

330 Huntington Park Lane  
Columbus, OH 43215  
(614) 462-5250  
ClippersBaseball.com  
@CLBClippers  
Facebook.com/ClippersBaseball



President/General Manager: Ken Schnacke  
Assitant General Manager: Mark Warren

PR Contact: Joe Santry  
(614) 722-1133 JSantry@ClippersBaseball.com

Announcers: Ryan Mitchell , Scott Leo  
Press Box Phone: (614) 462-7595

### CLEVELAND INDIANS

Triple-A affiliate since 2009 (11 seasons)

### 2019 COACHING STAFF

Field Manager: Tony Mansolino  
Pitching Coach: Rigo Beltran  
Coach: Andy Tracy  
Coach: Kyle Hudson  
Athletic Trainer: Jeremy Heller

### BISONS VS. COLUMBUS SERIES INFORMATION

			Last 10 Seasons		
		Year	Record	Home	Road
2018 vs. COL:	4-2 (.667)				
2018 in Buffalo:	2-1 (.667)				
2018 at Columbus:	2-1 (.667)	2009	5-3	2-2	3-1
Modern Era ('85) vs. COL:	104-78 (.571)	2010	6-2	4-0	2-2
Return to IL ('98) vs. COL:	93-68 (.585)	2011	3-5	0-4	3-1
vs. COL at Sahlen Field:	57-35 (.620)	2012	5-3	3-1	2-2
vs. COL at Huntington Park ('09):	23-13 (.639)	2013	5-3	3-1	2-2
Road games vs. COL (Modern Era):	47-43 (.522)	2014	5-3	3-1	2-2
Longest Win Streak, Bisons:	7G (2016-2017)	2015	4-3	2-2	2-1
Longest Win Streak, Columbus:	5G (2000)	2016	5-1	2-1	3-0
Last 3/4G Sweep, Bisons:	4/21-4/23/17 @BUF (3G)	2017	5-1	3-0	2-1
Last 3/4G Sweep, Columbus:	6/11-6/14/11 @BUF (4G)	2018	4-2	2-1	2-1

### 2018 BISONS VS. COLUMBUS SEASON SERIES REVIEW

Date	Opp.	Score	W/L	Record	WP	LP	Save	Attendance	Time
5/29	vCOL	5-7	L	23-20	Eubank, Luke	Moll, Sam	Hill, Cam	4,742	2:48
5/30	vCOL	7-3	W	24-20	Guerrieri, Taylor	Whitehouse, Matt	-	5,591	2:16
5/31	vCOL	4-3 (10)	W	25-20	Shafer, Justin	Eubank, Luke	-	16,501	3:00
6/08	@COL	5-6	L	27-25	Kontos, George	Fisk, Conor	-	8,557	3:02
6/10(1)	@COL	9-1 (7)	W	28-25	Reid-Foley, Sean	Jaye, Myles	-	-	1:53
6/10(2)	@COL	2-1 (8)	W	29-25	Shafer, Justin	Sulser, Cole	Albuquerque, Al	8,841	2:18

# 2019 BISONS OPPONENTS

## DURHAM BULLS - IL SOUTH DIVISION

### CLUB DIRECTORY

## Durham Bulls Athletic Park

409 Blackwell St.  
 Durham, NC 27701  
 (919) 687-6500  
 DurhamBulls.com  
 @DurhamBulls  
 Facebook.com/DurhamBulls



President/COO: Jim Goodman  
 VP/Baseball Operations: Mike Birling

PR Contact: Matt Sutor  
 (919) 687-6574 MSutor@DurhamBulls.com

Announcer: Patrick Kinas  
 Press Box Phone: (919) 687-0681

## TAMPA BAY RAYS

Triple-A affiliate since 1998 (22 seasons)

### 2019 COACHING STAFF

Field Manager: Brady Williams  
 Pitching Coach: Rick Knapp  
 Coach: Dan DeMent  
 Coach: Quinton McKracken  
 Athletic Trainer: Scott Thurston

## BISONS VS. DURHAM SERIES INFORMATION

			Last 10 Seasons		
		Year	Record	Home	Road
2018 vs. DUR:	3-4 (.429)				
2018 at Buffalo:	2-2 (.500)	2009	4-4	3-1	1-3
2018 at Durham:	1-2 (.333)	2010	3-5	3-1	0-4
Modern Era ('85) vs. DUR:	77-86 (.472)	2011	3-5	2-2	1-3
Return to IL ('98) vs. DUR:	77-86 (.472)	2012	1-7	1-3	0-4
vs. DUR at Sahlen Field:	41-36 (.532)	2013	3-5	3-1	0-4
vs. DUR at DBAP ('95):	34-48 (.415)	2014	3-5	0-4	3-1
Road games vs. DUR (Modern Era):	34-47 (.420)	2015	2-4	2-1	0-3
Longest Win Streak, Bisons:	5G (4 times)	2016	5-2	2-1	3-1
Longest Win Streak, Durham:	9G (2011-2012)	2017	2-5	1-3	1-2
Last 3/4G Sweep, Bisons:	6/14-6/17/02 @BUF (4G)	2018	3-4	2-2	1-2
Last 3/4G Sweep, Durham:	5/6-5/8/15 @DUR (3G)				

## 2018 BISONS VS. DURHAM SEASON SERIES REVIEW

Date	Opp.	Score	W/L	Record	WP	LP	Save	Attendance	Time
4/23	@DUR	1-8	L	4-5	Snow, Forrest	Biagini, Joe	Weber, Ryan	3,472	2:40
4/24	@DUR	1-5	L	4-6	Mujica, Jose	Rowley, Chris	-	3,588	2:43
4/25	@DUR	5-2	W	5-6	Borucki, Ryan	Nuno, Vidal	Petricka, Jake	8,986	2:28
7/19	vDUR	3-4	L	43-47	Pruitt, Austin	Fernandez, Jose	-	7,670	2:19
7/20	vDUR	6-5	W	44-47	Smith, Murphy	Alaniz, Ruben	-	12,196	2:26
7/21	vDUR	5-10	L	44-48	Kittredge, Andrew	Cumpton, Brandon	-	8,285	3:08
7/22	vDUR	5-3	W	45-48	Reid-Foley, Sean	Weber, Ryan	-	7,523	2:42

# 2019 BISONS OPPONENTS

## GWINNETT STRIPERS - IL SOUTH DIVISION

### CLUB DIRECTORY

#### Coolray Field

2500 Buford Dr.  
Lawrenceville, GA 30043  
(678) 277-0300  
GoStripers.com  
@GoStripers • Facebook.com/GoStripers



Owner: Liberty Media Corporation  
Vice President/General Manager: Adam English

PR Contact: Dave Lezotte  
(678) 277-0320 Dave.Lezotte@Braves.com

Announcer: Tony Schiavone  
Press Box Phone: (678) 277-0351

#### ATLANTA BRAVES

Triple-A affiliate since 2009 (11 seasons)

#### 2019 COACHING STAFF

Field Manager:	Damon Berryhill
Pitching Coach:	Mike Maroth
Coach:	Bobby Magallanes
Coach:	Einar Diaz
Athletic Trainer:	Nick Jensen

### BISONS VS. GWINNETT SERIES INFORMATION

			All-Time Seasons		
		Year	Record	Home	Road
2018 vs. GWN:	2-4 (.333)				
2018 in Buffalo:	1-2 (.333)				
2018 at Gwinnett:	2-2 (.500)	2009	4-4	2-2	2-2
Modern Era ('85) vs. GWN:	28-44 (.389)	2010	5-3	3-1	2-2
Return to IL ('98) vs. GWN:	28-44 (.389)	2011	4-4	3-1	1-3
vs. GWN at Sahlen Field:	11-22 (.322)	2012	6-2	3-1	3-1
vs. GWN at Coolray Field ('09):	15-22 (.405)	2013	3-5	1-3	2-2
Road games vs. GWN (Modern Era):	15-22 (.405)	2014	1-6	0-3	1-3
Longest Win Streak, Bisons:	4G (twice)	2015	1-5	0-3	1-2
Longest Win Streak, Gwinnett:	11G (2014-2015)	2016	0-7	0-4	0-3
Last 3/4G Sweep, Bisons:	none	2017	2-4	1-2	1-2
Last 3/4G Sweep, Gwinnett:	8/23-8/25/16 @GWN (3G)	2018	3-4	1-2	2-2

### 2018 BISONS VS. GWINNETT SEASON SERIES REVIEW

Date	Opp.	Score	W/L	Record	WP	LP	Save	Attendance	Time
8/07	vGWN	0-2	L	50-61	Socolovich, Miguel	Reid-Foley, Sean	Sobotka, Chad	7,780	2:51
8/08	vGWN	6-1	W	51-61	Waguespack, Jacob	Wright, Kyle	-	5,617	2:35
8/09	vGWN	5-9	L	51-62	Wilson, Bryse	Guerrieri, Taylor	Webb, Jacob	7,937	2:51
8/16	@GWN	2-4	L	56-64	Pfeifer, Philip	Cumpton, Brandon	Webb, Jacob	1,505	2:22
8/17	@GWN	8-0	W	57-64	Smith, Murphy	Fried, Max	-	3,285	3:05
8/18	@GWN	1-5	L	57-65	Toussaint, Touki	Morimando, Shawn	-	5,290	2:33
8/19	@GWN	4-2	W	58-65	Barnes, Danny	Socolovich, Miguel	Fernandez, Jose	1,667	2:44



# 2019 BISONS OPPONENTS

## INDIANAPOLIS INDIANS - IL WEST DIVISION

### CLUB DIRECTORY

#### Victory Field

501 W. Maryland St.  
Indianapolis, IN 46225  
(317) 269-3542  
IndyIndians.com

@IndyIndians • Facebook.com/IndianapolisIndians



Chairman of the Board & CEO: Bruce Schumacher  
President & General Manager: Randy Lewandowski

PR Contact: Charlie Henry  
(317) 532-6778 CHenry@indyindians.com

Announcers: Howard Kellman, Andrew Kappes  
Press Box Phone: (317) 269-3542 x288

#### PITTSBURGH PIRATES

Triple-A affiliate since 2005 (15 seasons)

#### 2019 COACHING STAFF

Field Manager: Brian Esposito  
Pitching Coach: Bryan Hickerson  
Coach: Ryan Long  
Coach: Jon Schwind  
Athletic Trainer: Dru Scott

### BISONS VS. INDIANAPOLIS SERIES INFORMATION

			Last 10 Seasons		
		Year	Record	Home	Road
2018 vs. IND:	2-5 (.286)				
2018 in Buffalo:	1-3 (.250)				
2018 at Indianapolis:	1-2 (.333)	2009	3-5	1-3	2-2
Modern Era ('85) vs. IND:	228-222 (.507)	2010	2-6	1-3	1-3
Return to IL ('98) vs. IND:	76-84 (.475)	2011	2-6	1-3	1-3
vs. IND at Sahlen Field:	96-91 (.513)	2012	3-5	1-3	2-2
vs. IND at Victory Field ('96):	52-54 (.491)	2013	3-5	2-2	1-3
Road games vs. IND (Modern Era):	118-107 (.524)	2014	4-4	3-1	1-3
Longest Win Streak, Bisons:	11G (1991)	2015	1-5	0-3	1-2
Longest Win Streak, Indianapolis:	9G (1993-1994)	2016	5-1	2-1	3-0
Last 3/4G Sweep, Bisons:	6/24-6/26/16 @IND (3G)	2017	3-3	2-1	1-2
Last 3/4G Sweep, Indy:	5/25-5/27/15 @BUF (3G)	2018	2-5	1-3	1-2

### 2018 BISONS VS. INDIANAPOLIS SEASON SERIES REVIEW

Date	Opp.	Score	W/L	Record	WP	LP	Save	Attendance	Time
4/12	vIND	1-2	L	2-2	Jones, Tyler	Girodo, Chad	Hellweg, Johnny	11,352	2:44
4/13	vIND	11-1	W	3-2	Rowley, Chris	McRae, Alex	-	4,564	2:29
7/27(1)	@IND	3-4 (7)	L	46-52	Eppler, Tyler	Barnes, Danny	Neverauskas, Dovydas	13,514	2:06
7/27(2)	vIND*	3-6 (7)	L	46-53	Sadler, Casey	Mayza, Tim	-	-	2:07
7/28	@IND	4-6	L	46-54	DuRapau, Montana	Fisk, Conor	Anderson, Tanner	13,619	2:39
7/29(1)	@IND	2-1 (7)	W	47-54	Stewart, Zach	Waddell, Brandon	Shafer, Justin	11,089	2:08
7/29(2)	vIND**	0-2 (7)	L	47-55	Liranzo, Jesus	Breslow, Craig	-	-	2:01

\*Bisons served as the home team at Victory Field because of postponement in Buffalo on April 14

\*\* Bisons served as the home team at Victory Field because of postponement in Buffalo on April 15

# 2019 BISONS OPPONENTS

## LEHIGH VALLEY IRONPIGS - IL NORTH DIVISION

### CLUB DIRECTORY

## Coca-Cola Park

1050 IronPigs Way  
Allentown, PA 18109  
(610) 841-7447  
IronPigsBaseball.com  
@IronPigs • Facebook.com/LHVIronPigs



President/General Manager: Kurt Landes

PR Contact: Mike Ventola  
(610) 841-1217

Announcer: Mike Ventola, Pat McCarthy  
Press Box Phone: (610) 841-1317

## PHILADELPHIA PHILLIES

Triple-A affiliate since 2008 (12 seasons)

### 2019 COACHING STAFF

Field Manager: Gary Jones  
Pitching Coach: Steve Schrenk  
Coach: Greg Legg  
Coach: Darryl Robinson  
Athletic Trainer: Mickey Kozack

## BISONS VS. LEHIGH VALLEY SERIES INFORMATION

			Last 10 Seasons		
		Year	Record	Home	Road
2018 vs. LHV:	4-14 (.222)				
2018 in Buffalo:	1-6 (.143)				
2018 at Lehigh Valley:	3-8 (.272)	2009	6-10	4-4	2-6
Modern Era ('85) vs. LHV:	87-93 (.483)	2010	10-6	5-3	5-3
Return to IL ('98) vs. LHV:	87-93 (.483)	2011	7-9	4-4	3-5
vs. LHV at Sahlen Field:	46-40 (.535)	2012	8-7	4-4	4-3
vs. LHV at Coca-Cola Park ('08):	41-53 (.436)	2013	9-7	3-5	6-2
Road games vs. LHV (Modern Era):	41-53 (.436)	2014	12-4	6-2	6-2
Longest Win Streak, Bisons:	8G (2014)	2015	10-8	5-2	5-6
Longest Win Streak, Lehigh Valley:	10G (2017)	2016	7-10	3-4	4-6
Last 3/4G Sweep, Bisons:	8/4-8/6/17 @BUF (3G)	2017	6-10	6-3	0-7
Last 3/4G Sweep, Lehigh Valley:	5-10-12 @BUF (3G)	2018	4-14	1-6	3-8

## 2018 BISONS VS. LEHIGH VALLEY SEASON SERIES REVIEW

Date	Opp.	Score	W/L	Record	WP	LP	Save	Attendance	Time
5/10	@LHV	5-6	L	12-13	Windle, Tom	Ramirez, Carlos	-	5,958	2:47
5/11	@LHV	0-3	L	12-14	Lively, Ben	Borucki, Ryan	Waguespack, Jacob	9,885	2:01
5/12	@LHV	0-1	L	12-15	Irvin, Cole	Dillon, Justin	Beato, Pedro	9,744	2:12
6/11	@LHV	9-4	W	30-25	Rowley, Chris	Anderson, Drew	-	7,923	2:56
6/12(1)	@LHV	0-2 (7)	L	30-26	De Los Santos, Enyel	Tepesch, Nick	-	-	1:43
6/12(2)	@LHV	9-2 (7)	W	31-26	Shafer, Justin	Eshelman, Tom	-	8,002	2:25
6/13	@LHV	7-8	L	31-27	Beato, Pedro	Mayza, Tim	-	7,997	3:03
6/22	vLHV	3-8	L	34-33	Anderson, Drew	Rowley, Chris	Beato, Pedro	8,172	2:46
6/23	vLHV	1-4	L	34-34	Leibrandt, Brandon	Smith, Murphy	Beato, Pedro	6,256	2:47
7/12	@LHV	4-3 (10)	W	41-42	Cumpton, Brandon	Thompson, Jake	Fernandez, Jose	8,899	3:02
7/13	@LHV	13-14 (10)	L	41-43	Windle, Tom	Fisk, Conor	-	10,100	3:40
7/14	@LHV	3-5	L	41-44	Anderson, Drew	Pannone, Thomas	Beato, Pedro	10,100	2:35
7/15	@LHV	0-8	L	41-45	Suarez, Ranger	Tepesch, Nick	-	8,027	2:34
7/30	vLHV	0-2	L	47-56	Eshelman, Tom	Pannone, Thomas	Beato, Pedro	7,121	2:20
7/31	vLHV	8-11	L	47-57	Leiter Jr., Mark	Tepesch, Nick	Gilbert, Tyler	9,477	3:26
8/01(1)	vLHV	0-1 (7)	L	47-58	Irvin, Cole	Reid-Foley, Sean	-	-	1:52
8/01(2)	vLHV	3-2 (7)	W	48-58	Smith, Murphy	Casimiro, Ranfi	Shafer, Justin	7,135	1:54
8/02	vLHV	4-6	L	48-59	Anderson, Drew	Waguespack, Jacob	Beato, Pedro	10,221	2:50

# 2019 BISONS OPPONENTS

## LOUISVILLE BATS - IL WEST DIVISION

### CLUB DIRECTORY

## Louisville Slugger Field

401 E. Main St.  
Louisville, KY 40202  
(502) 212-2287  
BatsBaseball.com  
@LouisvilleBats  
Facebook.com/LouisvilleBats



President: Gary Ulmer  
Senior Vice President: Greg Galiette

PR Contact: Alex Mayer  
(502) 614-4544 AMayer@BatsBaseball.com

Announcers: Nick Curran  
Press Box Phone: (502) 614-4546

## CINCINNATI REDS

Triple-A affiliate since 2000 (20 seasons)

### 2019 COACHING STAFF

Field Manager: Jody Davis  
Pitching Coach: Jeff Fassero  
Coach: Leon Durham  
Coach: Dick Schofield  
Athletic Trainer: Steve Gober

## BISONS VS. LOUISVILLE SERIES INFORMATION

			Last 10 Seasons		
		Year	Record	Home	Road
2018 vs. LOU:	1-3 (.250)				
2018 in Buffalo:	0-0 (.333)				
2018 at Louisville:	1-3 (.250)	2009	3-5	2-2	1-3
Modern Era ('85) vs. LOU:	258-191 (.575)	2010	5-3	3-1	2-2
Return to IL ('98) vs. LOU:	88-73 (.547)	2011	4-4	2-2	2-2
vs. LOU at Sahlen Field:	123-63 (.661)	2012	4-4	3-1	1-3
vs. LOU at Louisville Slugger Field ('00):	39-36 (.520)	2013	5-3	2-2	3-1
Road games vs. LOU (Modern Era):	119-107 (.527)	2014	5-3	3-1	2-2
Longest Win Streak, Bisons:	16G (1988-1989)	2015	3-4	1-2	2-2
Longest Win Streak, Louisville:	6G (twice)	2016	6-1	3-1	3-0
Last 3/4G Sweep, Bisons:	6/27-6/29/16 @LOU (3G)	2017	4-3	1-2	3-1
Last 3/4G Sweep, Louisville:	7/10-7/13/08 @BUF (4G)	2018	1-3	0-1	1-2

## 2018 BISONS VS. LOUISVILLE SEASON SERIES REVIEW

Date	Opp.	Score	W/L	Record	WP	LP	Save	Attendance	Time
7/24(1)	@LOU	0-3 (7)	L	45-49	Stephenson, Robert	Estrada, Marco	-	7,218	1:45
7/24(2)***	vLOU	3-4 (8)	L	45-50	Rainey, Tanner	Shafer, Justin	Quackenbush, Kevin	-	2:31
7/25	@LOU	2-6	L	45-51	Nicolino, Justin	Pannone, Thomas	-	5,748	2:20
7/26	@LOU	4-3	W	46-51	Tepesch, Nick	Lopez, Jose	Shafer, Justin	7,174	2:31

\*\*\*Bisons served as the home team at Louisville Slugger Field because of postponements in Buffalo on April 16-18

# 2019 BISONS OPPONENTS

## NORFOLK TIDES - IL SOUTH DIVISION

### CLUB DIRECTORY

#### Harbor Park

150 Park Ave.  
Norfolk, VA 23510  
(757) 622-2222  
NorfolkTides.com  
@NorfolkTides  
Facebook.com/NorfolkTides



President: Ken Young  
General Manager: Joe Gregory

PR Contact: Ian Locke  
(757) 622-2222 x125 ILocke@NorfolkTides.com

Announcers: Pete Michaud, Jeff McCarragher  
Press Box Phone: (757) 622-2222 x112

**BALTIMORE ORIOLES**  
Triple-A affiliate since 2007 (13 seasons)  
**2019 COACHING STAFF**

Field Manager:	Gary Kendall
Pitching Coach:	Mike Griffin
Coach:	Butch Davis
Coach:	Ramon Sambo
Athletic Trainer:	Chris Poole

### BISONS VS. NORFOLK SERIES INFORMATION

			Last 10 Seasons		
		Year	Record	Home	Road
2018 vs. NOR:	3-3 (.500)				
2018 in Buffalo:	2-1 (.667)	2009	4-3	2-2	2-1
2018 at Norfolk:	1-2 (.333)	2010	6-2	3-1	3-1
Modern Era ('85) vs. NOR:	102-75 (.576)	2011	6-2	4-0	2-2
Return to IL ('98) vs. NOR:	91-66 (.580)	2012	3-5	2-2	1-3
vs. NOR at Sahlen Field:	50-36 (.581)	2013	4-4	1-3	3-1
vs. NOR at Harbor Park ('93):	48-33 (.593)	2014	5-3	2-2	3-1
Road games vs. NOR (Modern Era):	51-39 (.567)	2015	2-5	2-2	0-3
Longest Win Streak, Bisons:	7G (1998-1999)	2016	2-4	1-2	1-2
Longest Win Streak, Norfolk:	4G (2014-2015)	2017	3-3	2-1	1-2
Last 3/4G Sweep, Bisons:	6/24-6/27/11 @BUF (4G)	2018	3-3	2-1	1-2
Last 3/4G Sweep, Norfolk:	5/8-5/10/15 @NOR (3G)				

### 2018 BISONS VS. NORFOLK SEASON SERIES REVIEW

Date	Opp.	Score	W/L	Record	WP	LP	Save	Attendance	Time
4/20	@NOR	2-5	L	3-3	Melville, Tim	Borucki, Ryan	Marinez, Jhan	4,890	2:58
4/21	@NOR	8-6 (11)	W	4-3	Santos, Luis	Wotherspoon, Matt	-	7,073	3:50
4/22	@NOR	1-6	L	4-4	Wojciechowski, Asher	McGuire, Deck	Marinez, Jhan	5,068	2:52
7/16	vNOR	8-1	W	42-45	Cumpton, Brandon	Hess, David	-	5,579	2:28
7/17	vNOR	7-3	W	43-45	Reid-Foley, Sean	Yacobonis, Jimmy	-	6,233	2:43
7/18	vNOR	4-5 (10)	L	43-46	Long, Lucas	Shafer, Justin	Gamboa, Eddie	10,704	2:54

# 2019 BISON OPPONENTS

## PAWTUCKET RED SOX - IL NORTH DIVISION

### CLUB DIRECTORY

## McCoy Stadium

One Ben Mondor Way  
Pawtucket, RI 02860  
(401) 724-7300  
PawSox.com

@PawSox • Facebook.com/GoPawSox



Chairman: Larry Lucchino  
President: Dr. Charles Steinberg  
Executive VP/General Manager: Dan Rea III

PR Contact: Bill Wanless  
(401) 724-7305 pr@PawSox.com

Announcer: Josh Maurer, Mike Monaco  
Press Box Phone: (401) 724-7305

## BOSTON RED SOX

Triple-A affiliate since 1973 (47 seasons)

### 2019 COACHING STAFF

Field Manager: Billy McMillon  
Pitching Coach: Kevin Walker  
Coach: Bruce Crabbe  
Coach: Rich Gedman  
Athletic Trainer: David Herrera

## BISONS VS. PAWTUCKET SERIES INFORMATION

			Last 10 Seasons		
		Year	Record	Home	Road
2018 vs. PAW:	9-11 (.450)				
2018 in Buffalo:	5-6 (.455)	2009	7-9	4-4	3-5
2018 at Pawtucket:	4-5 (.444)	2010	8-8	4-4	4-4
Modern Era ('85) vs. PAW:	181-184 (.496)	2011	4-11	3-5	1-6
Return to IL ('98) vs. PAW:	168-176 (.488)	2012	7-9	2-6	5-3
vs. PAW at Sahlen Field:	98-81 (.547)	2013	7-9	5-3	2-6
vs. PAW at McCoy Stadium:	83-103 (.446)	2014	6-10	4-4	2-6
Road games vs. PAW (Modern Era):	82-103 (.443)	2015	9-8	3-5	6-3
Longest Win Streak, Bisons:	9G (2007)	2016	8-10	5-4	3-6
Longest Win Streak, Pawtucket:	7G (2011)	2017	9-9	4-3	5-6
Last 3/4G Sweep, Bisons:	7/24-7/26/15 @PAW (3G)	2018	9-11	5-5	4-5
Last 3/4G Sweep, Pawtucket:	7/17-7/20/14 @PAW (4G)				

## 2018 BISON VS. PAWTUCKET SEASON SERIES REVIEW

Date	Opp.	Score	W/L	Record	WP	IP	Save	Attendance	Time
4/09	@PAW	4-3 (12)	W	1-0	Moll, Sam	Brasier, Ryan	-	1,476	4:01
4/10	@PAW	1-3	L	1-1	Cuevas, William	Borucki, Ryan	Elias, Roenis	2,660	2:26
4/11	@PAW	14-8	W	2-1	McGuire, Deck	Workman, Brandon	-	2,577	3:03
4/27	vPAW	8-9 (10)	L	5-7	Brasier, Ryan	Moll, Sam	-	5,436	3:10
4/28	vPAW	3-6	L	5-8	Beeks, Jalen	Biagini, Joe	Jerez, Williams	4,623	3:05
4/29	vPAW	2-0	W	6-8	McGuire, Deck	Cuevas, William	Albuquerque, Al	4,709	2:18
5/14	@PAW	5-6 (10)	L	12-16	Jerez, Williams	Moll, Sam	-	2,924	2:53
5/16	@PAW	5-4	W	13-16	Mayza, Tim	Brasier, Ryan	Albuquerque, Al	4,678	2:51
6/19(1)	@PAW	4-0 (7)	W	34-29	Borucki, Ryan	Beeks, Jalen	-	-	1:52
6/19(2)	@PAW	0-6 (7)	L	34-30	Jerez, Williams	Smith, Murphy	-	5,328	2:15
6/20	@PAW	2-10	L	34-31	Smith, Josh D.	Tepesch, Nick	Smith, Josh A.	5,493	2:55
6/21	@PAW	1-4	L	34-32	Haley, Justin	Reid-Foley, Sean	Brasier, Ryan	4,558	2:39
6/25	vPAW	2-3	L	34-35	Smith, Josh A.	Santos, Luis	Brasier, Ryan	5,830	2:27
6/26	vPAW	3-1	W	35-35	Reid-Foley, Sean	Jerez, Williams	Shafer, Justin	6,636	2:39
6/27	vPAW	3-1	W	36-35	Rowley, Chris	Cuevas, William	Petricka, Jake	7,134	2:16
6/28	vPAW	8-1	W	37-35	Harris, Jon	Shepherd, Chandler	-	7,257	2:34
8/24	vPAW	13-4	W	61-66	Morimando, Shawn	Shawaryn, Mike	-	16,178	2:49
8/25	vPAW	5-8	L	61-67	Haley, Justin	Santos, Luis	Poyner, Bobby	12,239	2:59
8/26	vPAW	3-8	L	61-68	Shepherd, Chandler	Cumpton, Brandon	Scott, Robby	11,094	2:44
8/27	vPAW	2-4	L	61-69	Cuevas, William	Higuera, Juliandry	Lakins, Travis	16,314	2:32

# 2019 BISONS OPPONENTS

## ROCHESTER RED WINGS - IL NORTH DIVISION

### CLUB DIRECTORY

### Frontier Field

One Morrie Silver Way  
 Rochester, NY 14608  
 (585) 454-1001  
 RedWingsBaseball.com  
 @RocRedWings  
 Facebook.com/RocRedWings



President/CEO/COO: Naomi Silver  
 General Manager: Dan Mason

PR Contact: Nate Rowan  
 (585) 454-1001 x3006 NateR@RedWingsBaseball.com

Announcer: Josh Whetzel  
 Press Box Phone: (585) 454-1001 x3095

### MINNESOTA TWINS

Triple-A affiliate since 2003 (17 seasons)

### 2019 COACHING STAFF

Field Manager: Joel Skinner  
 Pitching Coach: Stu Cliburn  
 Coach: Javier Valentin  
 Coach: Mike McCarthy  
 Athletic Trainer: Chris Johnson

### BISONS VS. ROCHESTER SERIES INFORMATION

			Last 10 Seasons		
		Year	Record	Home	Road
2018 vs. ROC:	8-9 (.471)				
2018 in Buffalo:	3-4 (.429)	2009	6-10	3-5	3-5
2018 at Rochester:	5-5 (.500)	2010	11-5	5-3	6-2
Modern Era ('85) vs. ROC:	189-174 (.521)	2011	10-6	6-2	4-4
Return to IL ('98) vs. ROC:	181-160 (.531)	2012	9-7	5-3	4-4
vs. ROC at Sahlen Field:	104-80 (.565)	2013	9-7	5-3	4-4
vs. ROC at Frontier Field ('97):	83-85 (.494)	2014	10-6	6-2	4-4
Road games vs. ROC (Modern Era):	85-94 (.475)	2015	7-10	5-4	2-6
Longest Win Streak, Bisons:	8G (2000-2001)	2016	8-11	5-5	3-6
Longest Win Streak, Rochester:	7G (twice)	2017	5-12	4-7	1-5
Last 3/4G Sweep, Bisons:	4/27-4/29/12 @BUF (3G)	2018	8-9	3-4	5-5
Last 3/4G Sweep, Rochester:	8-28(DH)-31 @ROC (4G)				

### 2018 BISONS VS. ROCHESTER SEASON SERIES REVIEW

Date	Opp.	Score	W/L	Record	WP	LP	Save	Attendance	Time
5/07	vROC	3-7	L	11-11	Jaye, Myles	Guerrieri, Taylor	-	4,369	2:53
5/08	vROC	1-2	L	11-12	Slegers, Aaron	Biagini, Joe	Curtiss, John	4,393	2:14
5/09	vROC	7-0	W	12-12	McGuire, Deck	Enns, Dietrich	-	5,530	2:25
5/25(1)	@ROC	9-8 (7)	W	19-18	Mayza, Tim	Slegers, Aaron	Shafer, Justin	-	2:16
5/25(2)	@ROC	2-1 (7)	W	20-18	Dillon, Justin	Jaye, Myles	-	6,463	1:45
5/26	@ROC	0-2	L	20-19	Enns, Dietrich	Rowley, Chris	Anderson, Nick	8,327	2:11
5/27(1)	@ROC	11-2 (7)	W	21-19	Romano, Jordan	May, Trevor	-	-	2:33
5/27(2)	@ROC	3-1 (7)	W	22-19	Santos, Luis	Mejia, Adalberto	Mayza, Tim	4,499	1:54
5/28	@ROC	4-2	W	23-19	Borucki, Ryan	Littell, Zack	Shafer, Justin	10,213	2:19
6/14	vROC	1-3	L	31-28	Mejia, Adalberto	Smith, Murphy	Curtiss, John	6,239	2:29
6/15	vROC	4-3	W	32-28	Reid-Foley, Sean	Littell, Zack	Fisk, Conor	10,035	2:12
6/16	vROC	2-6 (10)	L	32-29	Busenitz, Alan	Santos, Luis	-	8,469	2:49
6/17	vROC	3-2	W	33-29	Cruz, Rhiner	Reed, Jake	Shafer, Justin	11,358	2:36
8/28(1)	@ROC	4-5 (7)	L	61-70	Littell, Zack	Waguespack, Jacob	Vasquez, Andrew	-	2:01
8/28(2)	@ROC	4-6 (7)	L	61-71	Anderson, Nick	Reid-Foley, Sean	Curtiss, John	7,164	2:27
8/29	@ROC	1-4	L	61-72	De Jong, Chase	Morimando, Shawn	Duffey, Tyler	6,037	2:23
8/30	@ROC	1-6	L	61-73	Bard, Luke	Hauschild, Mike	Duffey, Tyler	6,315	3:06

# 2019 BISONS OPPONENTS

## SCRANTON/WILKES-BARRE RAILRIDERS - IL NORTH DIVISION

### CLUB DIRECTORY

#### PNC Field

235 Montage Mountain Rd.

Moosic, PA 18507

(570) 969-2255

SWBRailRiders.com

@SWBRailRiders

Facebook.com/SWBRailRiders



President & General Manager: Josh Olerud  
CFO & Controller: Scott AHara

PR Contact: Adam Marco  
(570) 558-4637 AMarco@SWBRailRiders.com

Announcers: Adam Marco, Adam Giardino  
Press Box Phone: (570) 558-4648

**NEW YORK YANKEES**  
Triple-A affiliate since 2007 (13 seasons)

### 2019 COACHING STAFF

Field Manager: Jay Bell  
Pitching Coach: Tommy Phelps  
Coach: Doug Davis  
Coach: Phil Plantier  
Athletic Trainer: Darren London

## BISONS VS. SCRANTON/WILKES-BARRE SERIES INFORMATION

				Last 10 Seasons		
		Year	Record	Home	Road	
2018 vs. SWB:	8-8 (.500)					
2018 in Buffalo:	5-3 (.625)					
2018 at Scranton/Wilkes-Barre:	3-5 (.375)	2009	6-10	2-6	4-4	
Modern Era ('85) vs. SWB:	169-189 (.472)	2010	8-8	3-5	5-3	
Return to IL ('98) vs. SWB:	161-184 (.467)	2011	6-10	3-5	3-5	
vs. SWB at Sahlen Field:	89-99 (.473)	2012	5-11	1-7	4-4	
vs. SWB at PNC Field ('07):	39-51 (.433)	2013	8-8	4-4	4-4	
Road games vs. SWB (Modern Era):	82-94 (.466)	2014	9-7	5-3	4-4	
Longest Win Streak, Bisons:	6G (1998)	2015	8-9	3-6	5-3	
Longest Win Streak, Scranton/Wilkes-Barre:	8G (2016)	2016	5-16	1-9	4-6	
Last 3/4G Sweep, Bisons:	4/8-4/9(DH)/17 @BUF (3G)	2017	7-13	3-8	4-5	
Last 3/4G Sweep, Scranton/WB:	7/13-7/16/17 @BUF (4G)	2018	8-8	5-3	3-5	

## 2018 BISONS VS. SCRANTON/WILKES-BARRE SEASON SERIES REVIEW

Date	Opp.	Score	W/L	Record	WP	LP	Save	Attendance	Time
4/30	@SWB	6-2	W	7-8	Rowley, Chris	Rogers, Josh	Moll, Sam	4,109	2:35
5/01	@SWB	1-7	L	7-9	Camarena, Daniel	Borucki, Ryan	-	3,899	2:16
5/02	@SWB	2-3	L	7-10	Espinal, Raynel	Smith, Murphy	-	5,563	2:36
5/18	vSWB	5-1	W	14-16	Borucki, Ryan	Camarena, Daniel	-	8,222	2:22
5/19	vSWB	9-2	W	15-16	Dillon, Justin	Koerner, Brody	-	5,217	2:31
5/20	vSWB	4-3	W	16-16	Mayza, Tim	Cortes, Nestor	Shafer, Justin	6,339	2:26
7/02	vSWB	2-6	L	38-38	Sheffield, Justus	Rowley, Chris	-	6,197	2:40
7/03	vSWB	3-6	L	38-39	Cessa, Luis	Harris, Jon	Espinal, Raynel	16,295	2:34
7/04	@SWB	2-4	L	38-40	Tarpley, Stephen	Fernandez, Jose	Gallegos, Giovanni	10,000	2:24
7/05	@SWB	6-9	L	38-41	Cortes, Nestor	Tepesch, Nick	Carroll, Cody	4,978	2:27
8/04(1)	@SWB	1-3 (7)	L	48-60	Cortes, Nestor	Tracy, Matt	Coshow, Cale	-	2:01
8/04(2)	@SWB	6-4 (7)	W	49-60	Fisk, Conor	Espinal, Raynel	Shafer, Justin	9,157	2:35
8/05	@SWB	6-5	W	50-60	Mayza, Tim	Kahnle, Tommy	Shafer, Justin	7,563	2:42
8/21	vSWB	2-1	W	59-65	Guerrieri, Taylor	Kontos, George	-	7,113	2:15
8/22	vSWB	7-3	W	60-65	Stewart, Zach	Feyerisen, J.P.	-	10,186	2:55
8/23	vSWB	3-7	L	60-66	Rosa, Adonis	Waguespack, Jacob	Harvey, Joe	10,516	2:44

# 2019 BISONS OPPONENTS

## SYRACUSE METS - IL NORTH DIVISION

### CLUB DIRECTORY

### NBT Bank Stadium

One Tex Simone Dr.  
Syracuse, NY 13208  
(315) 474-7833  
SyracuseMets.com

@SyracuseMets • Facebook.com/SyracuseMets



### NEW YORK METS

Triple-A affiliate since 2019 (1st season)

### 2019 COACHING STAFF

COO: Jeff Wilpon  
General Manager: Jason Smorol

PR Contact: Eric Gallanty  
(315) 474-7833 EGallanty@syracusemets.com

Announcer: Eric Gallanty  
Press Box Phone: (315) 474-7833

Field Manager: Tony DeFrancisco  
Pitching Coach: Glenn Abbott  
Coach: Jeremy Accardo  
Coach: Joel Chimelis  
Coach: Benny DiStefano  
Athletic Trainer: Grant Hufford

### BISONS VS. SYRACUSE SERIES INFORMATION

			Last 10 Seasons		
		Year	Record	Home	Road
2018 vs. SYR:	9-9 (.500)				
2018 in Buffalo:	8-3 (.727)	2009	4-12	2-6	2-6
2018 at Syracuse:	1-6 (.143)	2010	6-10	3-5	3-5
Modern Era ('85) vs. SYR:	190-177(.518)	2011	4-12	2-6	2-6
Return to IL ('98) vs. SYR:	180-167 (.519)	2012	10-6	6-2	4-4
vs. SYR at Sahlen Field:	97-86 (.530)	2013	11-5	3-5	8-0
vs. SYR at NBT Bank Stadium ('97):	88-86 (.506)	2014	7-9	3-5	4-4
Road games vs. SYR (Modern Era):	93-91 (.505)	2015	12-9	6-5	6-4
Longest Win Streak, Bisons:	9G (2002)	2016	10-8	7-3	3-5
Longest Win Streak, Syracuse:	11G (1998-1999)	2017	9-9	4-4	5-5
Last 3/4G Sweep, Bisons:	5-3-5/6/18 @BUF (4G)	2018	9-9	8-3	1-6
Last 3/4G Sweep, Syracuse:	8/31-9/3/18 @SYR (4G)				

### 2018 BISONS VS. SYRACUSE SEASON SERIES REVIEW

Date	Opp.	Score	W/L	Record	WP	LP	Save	Attendance	Time
5/03	vSYR	3-0	W	8-10	Fisk, Conor	Jackson, Edwin	Dillon, Justin	4,362	2:26
5/04	vSYR	4-3 (10)	W	9-10	Albuquerque, Al	Adams, Austin	-	4,581	2:39
5/05	vSYR	7-6	W	10-10	Rowley, Chris	Milone, Tommy	Smith, Murphy	6,151	2:36
5/06	vSYR	6-1	W	11-10	Borucki, Ryan	Voth, Austin	Ramirez, Carlos	6,288	2:47
5/21	vSYR	8-5	W	17-16	Isaacs, Dusty	Adams, Austin	Albuquerque, Al	5,192	2:26
5/22	vSYR	5-4	W	18-16	Fisk, Conor	Milone, Tommy	Shafer, Justin	4,997	2:13
5/23	vSYR	2-7	L	18-17	Valdez, Phillips	Borucki, Ryan	-	5,269	2:25
5/24	vSYR	8-11	L	18-18	Jackson, Edwin	Reid-Foley, Sean	-	5,082	3:00
6/29	@SYR	4-5	L	37-36	Edgin, Josh	Fisk, Conor	Cordero, Jimmy	5,364	2:49
6/30	@SYR	3-8	L	37-37	Valdez, Phillips	Tepesch, Nick	-	3,786	2:36
7/01	@SYR	4-1	W	38-37	Reid-Foley, Sean	Voth, Austin	Cruz, Rhiner	2,863	2:45
7/06	vSYR	6-4	W	39-41	Reid-Foley, Sean	Goforth, David	Shafer, Justin	9,764	2:48
7/07	vSYR	4-2	W	40-41	Fernandez, Jose	Collins, Tim	Cumpton, Brandon	8,192	2:41
7/08	vSYR	0-3	L	40-42	Milone, Tommy	Rowley, Chris	Suero, Wander	9,182	2:49
8/31	@SYR	4-7	L	61-74	Valdez, Phillips	Cumpton, Brandon	Gott Trevor	5,320	2:09
9/01	@SYR	1-6	L	61-75	Ross, Joe	Stewart, Zach	-	5,804	2:59
9/02	@SYR	3-4	L	61-76	Voth, Austin	Waguespack, Jacob	Adams, Austin	6,314	2:45
9/03	@SYR	0-2	L	61-77	McGowin, Kyle	Morimando, Shawn	Torres, Carlos	5,826	1:55



# 2019 BISONS OPPONENTS

## TOLEDO MUD HENS - IL WEST DIVISION

### CLUB DIRECTORY

### Fifth Third Field

406 Washington St.  
Toledo, OH 43604  
(419) 725-4367  
MudHens.com  
@MudHens  
Facebook.com/MudHens



President/CEO: Joe Napoli  
General Manager/Executive VP: Erik Ibsen

PR Contact: Andi Roman  
(419) 725-9252 ARoman@MudHens.com

Announcers: Jim Weber, Matt Melzak  
Press Box Phone: (419) 725-4701

### DETROIT TIGERS

Triple-A affiliate since 1987 (33 seasons)

### 2019 COACHING STAFF

Field Manager: Doug Mientkiewicz  
Pitching Coach: Juan Nieves  
Coach: Mike Hessman  
Coach: Basilio Cabrera  
Athletic Trainer: Chris McDonald

### BISONS VS. TOLEDO SERIES INFORMATION

			Last 10 Seasons		
		Year	Record	Home	Road
2018 vs. TOL:	3-3 (.500)	2009	2-6	2-2	0-4
2018 in Buffalo:	2-1 (.667)	2010	2-6	2-2	0-4
2018 at Toledo:	1-2 (.333)	2011	4-4	3-1	1-3
Modern Era ('85) vs. TOL:	96-88 (.522)	2012	4-4	2-2	2-2
Return to IL ('98) vs. TOL:	84-79 (.515)	2013	3-5	1-2	2-2
vs. TOL at Sahlen Field:	52-39 (.571)	2014	3-5	2-2	1-3
vs. TOL at Fifth Third Field ('02):	28-38 (.424)	2015	4-4	2-2	2-2
Road games vs. TOL (Modern Era):	44-49 (.473)	2016	3-3	2-1	1-2
Longest Win Streak, Bisons:	8G (2001-2002)	2017	5-2	2-1	3-1
Longest Win Streak, Toledo:	6G (2010)	2018	3-3	2-1	1-2
Last 3/4G Sweep, Bisons:	5/28-5/31/01 @TOL (4G)				
Last 3/4G Sweep, Toledo:	7/23-7/26/10 @TOL (4G)				

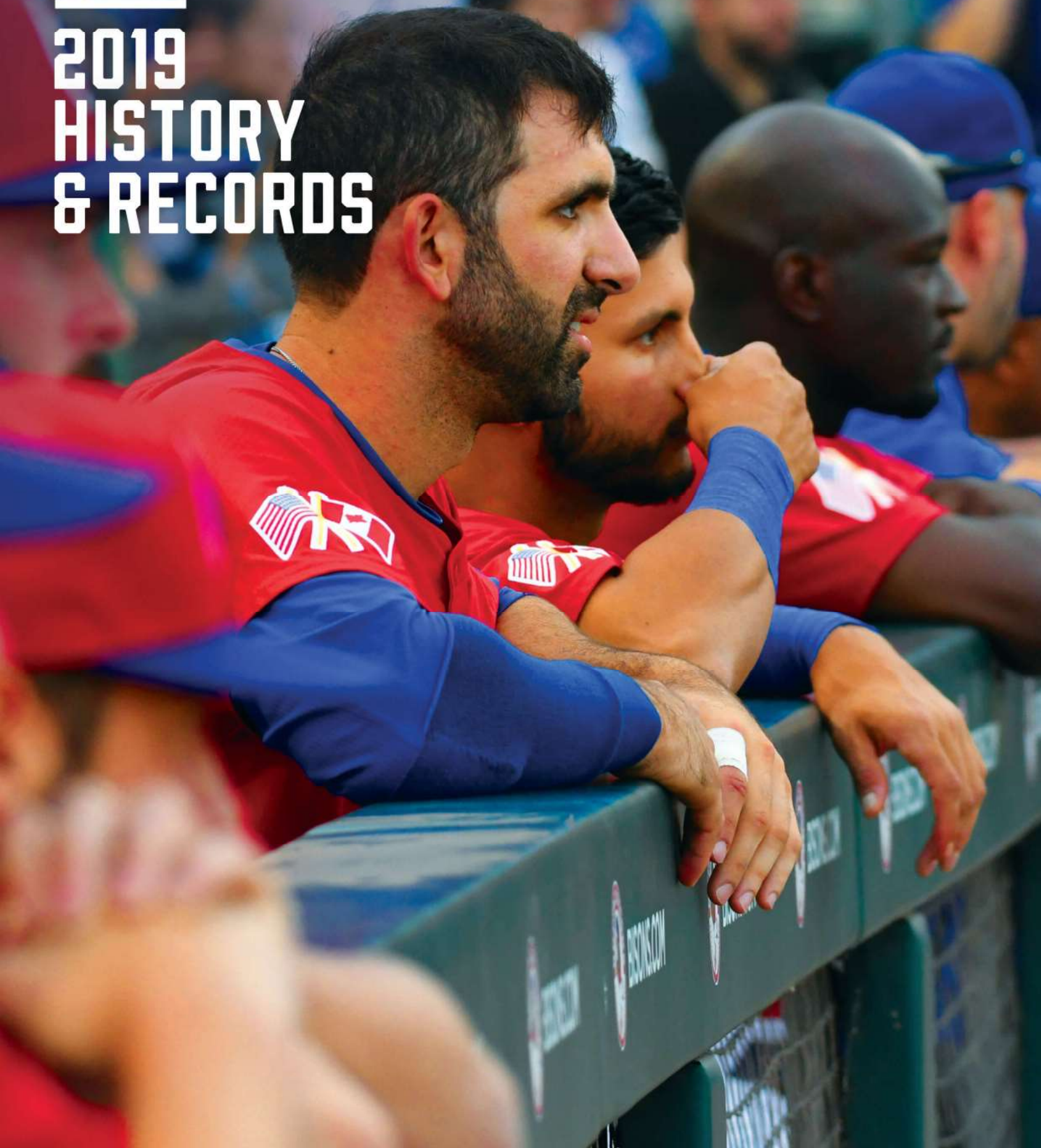
### 2018 BISONS VS. TOLEDO SEASON SERIES REVIEW

Date	Opp.	Score	W/L	Record	WP	LP	Save	Attendance	Time
6/05	@TOL	7-8 (10)	L	26-23	Comer, Kevin	Albuquerque, Al	-	4,322	3:06
6/06	@TOL	1-4	L	26-24	Thielbar, Caleb	Rowley, Chris	Barbato, Johnny	6,590	2:09
6/07	@TOL	9-5	W	27-24	McGuire, Deck	Dowdy, Kyle	-	4,810	2:49
8/10	vTOL	5-4	W	52-62	Mayza, Tim	Carpenter, Ryan	Shafer, Justin	14,516	2:48
8/11	vTOL	3-6	L	52-63	Alexander, Tyler	Cumpton, Brandon	Barbato, Johnny	15,615	2:32
8/12	vTOL	5-4 (10)	W	53-63	Mayza, Tim	Barbato, Johnny	-	10,951	2:56



---

# 2019 HISTORY & RECORDS



## BUFFALO BISONS RETIRED NUMBERS



### **OLLIE CARNEGIE**

### **#6**

Carnegie was the most popular player and greatest offensive performer in the history of professional baseball in Buffalo. He played 12 years with the Bisons (1931-1941, 1945) and is Buffalo's all-time leader with 258 home runs (2nd in International League behind only Mike Hessman) and 1,044 RBI. Carnegie led the Bisons in home runs and RBI seven times (1932-1935, 1937-1939) and the IL twice (1938, 1939). His 45 home runs in 1938 remain a club record. A lifetime .308 hitter, Carnegie also owns the Bisons records for games (1,273), hits (1,362) and doubles (249) even though he didn't join the team until he was 32 years old. Carnegie was in the inaugural class for both the International League (1947) and Buffalo Baseball Hall of Fame.



### **LUKE EASTER**

### **#25**

Luscious Easter was a slugging first baseman whose long home runs and colorful style of play captured the hearts of Bisons fans from 1956 through 1959. Easter, who was the first black player to play for Buffalo since 1888, hit over 35 homers and drove more than 100 runs for three consecutive seasons in Buffalo. He led the International League in home runs at RBI in both 1956 (35 homers, 106 RBI) and 1957 (40 home runs, 128 RBI). All told, Easter hit 114 home runs and drove in 353 runs with the Bisons. Of his many memorable games, Easter will always be remembered as the first player ever to hit a home run over the scoreboard at Offermann Stadium. Easter is also a member of the International League Hall of Fame and the Buffalo Baseball Hall of Fame.



### **JEFF MANTO**

### **#30**

One of the most well-known players of the Bisons modern era, Manto played for the Bisons during parts of four seasons (1997-2000). He is the Bisons modern era Home Run King with his 79 home runs. Manto joined the Bisons in June of 1997 and hit 20 homers and had 54 RBI in just 54 games. He was named American Association Batter-of-the-Week an unprecedented four times in six weeks. On July 12, 1997 against the Iowa Cubs, he became the first player to hit three home runs in one game at Sahlen Field. Manto added 23 homers in 1998, helping propel the Bisons to a Governors' Cup Championship. In the inaugural Triple-A World Series, Manto led all batters with a .533 batting average. He's a member of the International League Hall of Fame and the Buffalo Baseball Hall of Fame.

# BISONS HISTORY & RECORDS

## Buffalo Baseball Hall of Fame

The Buffalo Baseball Hall of Fame represents such persons who have made a significant contribution to Buffalo professional baseball, or such Western New Yorkers who have made a meaningful contribution to professional baseball generally. The Buffalo Baseball Hall of Fame was established in 1985 in conjunction with Buffalo Baseball's 100th anniversary celebration. Each year the Hall of Fame Committee nominates names for suggested induction onto the preliminary ballot. Finalists are selected by a secret ballot, where a three-quarters vote of the committee is required for induction.

### BUFFALO BASEBALL HALL OF FAME ROSTER (100 MEMBERS)

<u>Name</u>	<u>Inducted</u>	<u>Name</u>	<u>Inducted</u>	<u>Name</u>	<u>Inducted</u>
Roger Baker	1985	Bucky Crouse	1991	Joseph Caffie	2000
Dan Brouthers*	1985	Jake Gettman	1991	"Bill" Mazer	2000
Ollie Carnegie	1985	Coaker Triplett	1991	Stan Barron	2001
Luke Easter	1985	Terry Collins	1992	Torey Lovullo	2003
James Galvin*	1985	Joe DeSa	1992	Jeff Manto	2003
Fred Hutchinson	1985	John T. Groth	1992	Tom Prince	2004
Billy Kelly	1985	James O. Murray	1992	Rick Reed	2006
Joseph McCarthy*	1985	James H. O'Rourke*	1992	Don Colpoys	2007
Francis J. Offermann	1985	Robert E. Rich, Sr.	1992	Bill Selby	2007
Warren Spahn*	1985	Vince McNamara	1993	Dave Clark	2008
John Stiglmeier	1985	Robert E. Rich, Jr.	1993	Brian Graham	2008
Del Bissonette	1986	Hal White	1993	Carlos Garcia	2009
Frank Carswell	1986	Bill Harris	1994	Dave Hollins	2009
Jimmy Collins*	1986	Sal Maglie	1994	Duke McGuire	2010
George Stallings	1986	Al Moore	1994	Richie Sexson	2010
Bob Stedler	1986	Joe Overfield	1994	Tony Pena	2011
Ollie Tucker	1986	Sibby Sisti	1994	Jim Rosenhaus	2011
Deacon White*	1986	Babe Birrer	1995	Brian Giles	2012
Kerby Farrell	1987	Joe Brown	1995	Russ Morman	2012
Marvin Jacobs	1987	Rick Lancellotti	1995	Mike Harrington	2013
Rube Kisinger	1987	Buddy Rosar	1995	Dave Roberts	2013
Donald V. Labruzzo	1987	Cy Williams	1995	Ernie Young	2013
Jim Franklin	1988	Joe Alli	1996	Bob Miske	2014
Frank Gilhooley	1988	Steve Farr	1996	Greg Tubbs	2014
Frank Grant*	1988	Ralph Hubbell	1996	Eric Wedge	2014
James D. Griffin	1988	Cy Kritzer	1996	Chris Coste	2015
Greg Mulleavy	1988	Frank Pytlak	1996	Greg LaRocca	2015
Dan Carnevale	1989	Mike Billoni	1997	Kevin Lester	2015
Bill Clymer	1989	George Daddario	1997	Alex Ramirez	2016
Pancho Herrera	1989	Mayo Smith	1998	Ted Savage	2016
Frank McGowan	1990	Dorn Taylor	1998	Jason Jacome	2017
Ray Schalk*	1990	Melinda R. Rich	1999	Mark Ryal	2017
Jimmy Walsh	1990	Peter Weber	1999	Joe Roa	2018
				Marty Brown	2018

\*There were no inductees in 2002 or 2005.

The plaques for all 100 members of the Buffalo Bisons Hall of Fame can be viewed during all Bisons home games at Sahlen Field's Hall of Fame History Heritage Room, located on the third base side of the ballpark.

### BUFFALO BASEBALL HALL OF FAME COMMITTEE

The Buffalo Bisons Hall of Fame Committee is comprised of Mike Buczkowski, Tom Burns, Mike Buczkowski, Bob Dicesare, Mike Harrington, Kevin Lester, Duke McGuire, Bob Miske, and Pete Weber. Phil Ranallo, who died in 1986; Joe Alli, who died in 1996; Joe Overfield, who died in 2000, Vince McNamara, who died in 2000, Cy Kritzer, who died in 2004, Dan Carnevale, who died in 2005, Cy Williams, who died in 2006, and George Daddario, who died in 2007, were also members of the committee. Ralph Hubbell retired from the committee in 1998 prior to his death in 2000.

# BISONS HISTORY & RECORDS

## BUFFALO BISONS IN COOPERSTOWN (21 MEMBERS)



The Buffalo Bisons are well represented in the National Baseball Hall of Fame in Cooperstown, New York. Since 1937, a total of 21 former Bisons players, managers or coaches have been forever enshrined among baseball's elite. In fact, in eight of the nine decades from the 1880s to the 1960s, Bisons fans have been able to watch a future member of the National Baseball Hall of Fame.

<u>Player or Manager</u>	<u>Inducted</u>	<u>Bisons Years</u>	<u>Player or Manager</u>	<u>Inducted</u>	<u>Bisons Years</u>
Connie Mack	1937	1890	John Montgomery Ward	1964	1877
Charles Radbourne	1939	1880	Jim Galvin	1965	1878-85; 94
Jimmy Collins	1945	1893-94	Lou Boudreau	1970	1939
Jim O'Rourke	1945	1881-84	Bucky Harris	1975	1918-19; 44-45
Dan Brouthers	1945	1881-85	Johnny Bench	1989	1966-67
Herb Pennock	1948	1916	Ferguson Jenkins	1991	1962
Joe Tinker	1946	1930	Jim Bunning	1996	1953; 55
Bill Dickey	1954	1928	Frank Grant	2006	1886-1888
Gabby Hartnett	1955	1946	Deacon White	2012	1881-85; 90
Ray Schalk	1955	1932-37; 50	Jim Thome	2018	1998
Joe McCarthy	1957	1914-15			

## BUFFALO BISONS IN THE INTERNATIONAL LEAGUE HALL OF FAME (31 MEMBERS)

In 1947, the International League started its Hall of Fame by inducting a group of nine former players, managers and League officials. Over the next 16 years, 51 individuals were honored with induction. Following 1963, the IL Hall of Fame would be dormant for more than four decades. Then in 2007, in preparation for the League's 125th anniversary season, the IL Hall of Fame was formally revived with the induction of two former League presidents.

In 2008, a historic class of 27 individuals, including six former Buffalo Bisons players, were inducted into the International League Hall of Fame. The Bisons had four more inductions in 2009 and two in 2010 as the IL concluded a three-year revitalization plan for its Hall of Fame.

In 2018, former Bisons slugger and minor league baseball home run king Mike Hessman will become the 31st former Bison to be inducted into the IL Hall of Fame.



<u>Player or Manager</u>	<u>Inducted</u>	<u>Bisons Years</u>	<u>Player or Manager</u>	<u>Inducted</u>	<u>Bisons Years</u>
Ollie Carnegie	1947	1931-41;45	Frank Gilhooley, Sr.	2008	1914-15; 20-21
Frank McGowan	1947	1934-37	Pancho Herrera	2008	1959; 62
Steve O'Neill	1947	1938-40	Ollie Tucker	2008	1930-35
Herb Pennock	1948	1916	"Rabbit" Whitman	2008	1926-27
Alphonse Thomas	1948	1918-20	Archie Wilson	2008	1951
George Toporcer	1949	1951	Red Barrett	2009	1951
Bill Murray	1952	1886	Steve Demeter	2009	1955, 79-80
George Wiltse	1952	1918-19;18-24	Rube Kisinger	2009	1904-1910
Fred Hutchinson	1954	1940-41	Joe Knight	2009	1899
Bill Kelly	1954	1922-26;28;30	Frank Carswell	2010	1946; 51-54
Joe McCarthy	1956	1914-15	Coaker Triplett	2010	1946-51
Jimmy Walsh	1958	1925-26	Jeff Manto	2014	1997-2000
George Stallings	1959	1902-06; 11-12	Marc Bombard	2015	1992
Pat Powers	1961	1891	Don Labruzzo	2015	1958-60; 70
Joe Brown	1962	1933	Mike Hessman	2018	2010
Luke Easter	2008	1956-59			

# BISONS HISTORY & RECORDS

## POST SEASON LEAGUE PLAYER/EXECUTIVE AWARDS

### MOST VALUABLE PLAYER

Year	Player	Statistics
1936	CF -Frank McGowan	139G, .356, 23HR, 111RBI
1938	LF -Ollie Carnegie	142G, .330, 45HR, 136RBI
1941	P -Freddie Hutchinson	26-7, 2.44ERA
1951	OF -Archie Wilson	151G, .316, 28HR, 112RBI
1957	SS -Mike Baxes	154G, .303, 13HR, 76RBI
1959	1B -Frank Herrera	151G, .329, 37HR, 128RBI
1961	OF -Ted Savage	149G, .325, 24HR, 65RBI
2004	SS -Jhonny Peralta	138G, .326, 15HR, 86RBI
2015	3B -Matt Hague	136G, .338, 11HR, 92RBI

### MOST VALUABLE PITCHER

Year	Player	Statistics
1986*	Peter Filson	14-3, 2.27ERA, 139.0IP, 81K
1991*	Rick Reed	14-4, 2.15ERA, 167.2IP, 102K

### ROOKIE OF THE YEAR

Year	Player	Statistics
1957	P -Walter Craddock	7-5, 2.76ERA
1960	SS -Bob Wine	154G, .269, 8HR, 53RBI
1992*	3B -Kevin Young	137G, .314, 8HR, 65RBI

### MANAGER OF THE YEAR

Year	Manager	Place	Record	Pct.
1992*	Marc Bombard	1st	87-57	.604
2000	Joel Skinner	1st	86-59	.593
2001	Eric Wedge	1st	91-51	.641
2004	Marty Brown	1st	83-61	.576

\*American Association Awards.

All other awards are from the International League

### ADMINISTRATIVE AWARDS

1986\*  
**Robert E. Rich Jr.**  
Executive of the Year

1988\*  
**Robert E. Rich Jr.**  
Executive of the Year

1989  
**Buffalo Bisons**  
Larry MacPhail Award  
(top promotional effort)

1991\*  
**Robert E. Rich Jr.**  
Executive of the Year

1991  
**Buffalo Bisons**  
Baseball America's Bob Freitas Award  
(overall Operational Excellence)

1992  
**Buffalo Bisons**  
John H. Johnson Presidents' Trophy  
(Most Complete Franchise)

2001  
**Buffalo Bisons**  
Baseball America's Bob Freitas Award  
(overall Operational Excellence)

2012  
**Frank Mooney**  
Spirit of the International League Award

## POST SEASON LEAGUE ALL-STARS

Year	Player	Statistics	Year	Player	Statistics
1985	C Joe Skinner	115G, .241, 12HR, 59RBI	1996	SS Damian Jackson	134G, .257, 12HR, 49RBI
1985	UTL Steve Christmas	127G, .298, 16HR, 56RBI	1996	OF Nigel Wilson	128G, .299, 30HR, 95RBI*
1986	1B Joe DeSa	130G, .284, 17HR, 83RBI	1996	OF Brian Giles	83G, .314, 20HR, 64RBI
1986	OF Daryl Boston	96G, .303, 5HR, 41RBI	1997	1B Richie Sexson	115G, 260, 31HR*, 88RBI
1986	P Pete Filson	14-3, 2.27ERA*, 139.0IP, 81K	1997	OF Bruce Aven	121G, .287, 17HR, 77RBI
1987	OF Dave Clark	108G, .340, 30HR, 80RBI	1998	C Einar Diaz	115G, .313, 8HR, 63RBI
1988	SS Felix Fermin	87G, .261, 31RBI	1998	SS Jolbert Cabrera	129G, .318, 10HR, 45RBI
1988	P Dorn Taylor	10-8, 2.14ERA*, 139.0IP, 65K	1998	OF Alex Ramirez	121G, .299, 34HR, 103RBI
1989	DH Steve Henderson	100G, .298, 7HR, 45RBI	2000	UTL Bill Selby	100G, .276, 21HR, 86RBI
1989	P Morris Madden	12-8, 3.39ERA, 130.0IP, 94K	2001	OF Karim Garcia	125G, .264, 31HR, 85RBI
1990	1B Orlando Merced	101G, .262, 9HR, 55RBI	2003	OF Alex Escobar	118G, .251, 24HR, 78RBI
1990	DH Mark Ryal	109G, .334*, 9HR, 49RBI	2004	SS Jhonny Peralta	138G, .326, 15HR, 86RBI
1990	P Dorn Taylor	14-6, 2.91ERA, 195.0IP, 112K	2004	DH Ernie Young	115G, .299, 27HR, 100RBI
1992	SS Carlos Garcia	113G, .303, 13HR, 70RBI	2005	UTL Ryan Garko	127G, .303, 19HR, 77RBI
1992	OF Al Martin	125G, .305, 20HR, 59RBI	2006	OF Jason Dubois	121G, .275, 22HR, 87RBI
1993	P Roy Smith	15-11, 4.13ERA, 167.2IP, 87K	2007	OF Ben Francisco	95G, .318*, 12HR, 51RBI
1993	P Tony Menendez	2.42ERA, 24SV, 63.1IP, 48K	2013	DH Mauro Gomez	110G, .249, 29HR*, 73RBI
1995	P Joe Roa	17-3, 3.50ERA, 164.2IP, 93K	2014	OF Kevin Pillar	100G, .323, 10HR, 59RBI
1995	P Eric Bell	13-9, 3.90ERA, 161.1IP, 86K	2014	RHP Bobby Korecky	1.97ERA, 22SV*, 64.0IP, 60K
1995	OF Brian Giles	123G, .310, 15HR, 67RBI	2015	3B Matt Hague	136G, .338*, 11HR, 92RBI
1996	P Brian Anderson	11-5, 3.59ERA, 128.0IP, 85K	2016	DH Jesus Montero	126G, .317, 11HR, 60RBI
1996	2B Casey Candaele	94G, .311, 6HR, 37RBI	2018	C Danny Jansen	88G, .275, 12HR, 58RBI

1985-1997 are from the American Association. 1998-present are from the International League

## THE TRIPLE-A ALL-STAR GAME



The first ever Triple-A All-Star Game was played on July 13, 1988 before a sold out crowd at Buffalo's Pilot Field. The American League defeated the National League, 2-1.

Twenty-five years later, Coca-Cola Field once again hosted the annual event that included an All-Star Home Run Derby won by Bisons' DH Valentino Pascucci two days before the Pacific Coast League's 3-0 win over the International League in the 2012 Triple-A All-Star Game. Once again, the game was played in front of a sold-out crowd.



## BUFFALO BISONS IN THE TRIPLE-A ALL-STAR GAME

From 1988-1997, the All-Star teams were comprised of players from the American Association, International League and Pacific Coast League with players playing on the team represented by their Major League affiliation (AL vs. NL). In 1998, after the American Association dissolved, the teams were divided by International League vs. Pacific Coast League membership.

<b>1988 Pilot Field - Buffalo, NY</b> Benny Distefano - OF (0-3, BB) Tom Prince - C (0-2) Carlos Ledezma - Trainer	<b>(AL 2, NL 1)</b>	<b>1999 Zephyr Field - New Orleans, LA</b> Russell Branyan - DH (3-5, HR, 2B, R, RBI) -IL MVP David Roberts - OF (1-2) Alex Ramirez - OF (DNP, Cleveland) Jeff Datz - Manager	<b>(PCL 9, IL 5)</b>
<b>1989 Cooper Stadium - Columbus, OH</b> Dorn Taylor - P (2.0IP, 3H, 2R, 1ER, 2K) Jay Bell - SS (0-1) Steve Henderson - DH (DNP, injured)	<b>(NL 8, AL 3)</b>	<b>2000 Frontier Field - Rochester, NY</b> Danny Peoples - 1B (0-2) Bill Selby - UTIL (1-3, R)	<b>(PCL 8, IL 2)</b>
<b>1990 Cashman Field - Las Vegas, NV</b> Dorn Taylor - P (2.2IP, 5H, 2R, 2ER, 1BB, 3K) Steve Carter - OF (0-1) Terry Collins - Coach	<b>(NL 8, AL 5)</b>	<b>2001 Victory Field - Indianapolis, IN</b> Anthony Medrano - SS (0-1) Walter 'Roy' Smith - P (1.0 IP, 1K)	<b>(PCL 9, IL 5)</b>
<b>1991 Cardinal Stadium - Louisville, KY</b> Rick Reed - P (2.0IP, 3H, 3R, 3ER, 1BB) Roger Mason - P (2.0IP, 1H)	<b>(NL 6, AL 5)</b>	<b>2002 Southwestern Bell Bricktown Ballpark - Oklahoma City, OK</b> Chris Coste -1B/C (0-3) Eric Wedge - Manager	<b>(PCL 5, IL 0)</b>
<b>1992 The Diamond - Richmond, VA</b> Carlos Garcia - SS (1-3, RBI, BB) Eddie Zambrano - OF (0-2)	<b>(AL 2, NL 1)</b>	<b>2003 Autozone Ballpark - Memphis, TN</b> Alex Escobar - OF (0-2, RBI) Greg LaRocca - PH (0-1) Jason Stanford - P (1.0IP, 1 H, 1K)	<b>(IL 13, PCL 9)</b>
<b>1993 Albuquerque Sports Stdm - Albuquerque, NM</b> LeRoy 'Roy' Smith - P (2.0IP, 1H)	<b>(NL 14, AL 3)</b>	<b>2004 McCoy Stadium - Pawtucket, RI</b> Jhonny Peralta - SS (0-2) Ernie Young - OF (0-2)	<b>(IL 4, PCL 3 (10))</b>
<b>1994 Greer Stadium - Nashville, TN</b> Rich Aude - 1B (0-3)	<b>(NL 8, AL 5)</b>	<b>2005 Raley Field - Sacramento, CA</b> Ryan Garko - C (0-2) Jake Gautreau - 2B (1-3, R) Jeff Liefer - 1B (1-1, R, HR, 2RBI) Ernie Young - DH (0-2) Fernando Cabrera (DNP, Cleveland) Brandon Phillips (DNP, Cleveland) Marty Brown - Manager	<b>(PCL 11, IL 5)</b>
<b>1995 Lackawanna County Stadium - Moosic, PA</b> Jeremy Burnitz - OF (0-2, R, 2RBI, SB) Luis Lopez - DH (3-5, 3R, 2B, HR, 4RBI) -AA MVP	<b>(AL 9, NL 0)</b>	<b>2006 Fifth Third Field, -Toledo, OH</b> Jason Dubois - OF (1-2) Andy Marte - 3B (0-1)	<b>(IL 6, PCL 0)</b>
<b>1996 Franklin Quest Field, Salt Lake City - UT</b> Brian Giles - OF (0-1, BB) Nigel Wilson - OF (0-1) Casey Candaele - 2B (DNP) Brian Graham - Coach	<b>(NL 2, AL 1)</b>	<b>2007 Isotopes Park - Albuquerque, NM</b> Ryan Mulhern - 1B (0-1) Luis Rivas - SS (0-1) Torey Lovullo -1B Coach	<b>(IL 7, PCL 5)</b>
<b>1997 Sec Taylor Stadium, Des Moines - IA</b> Richie Sexson - 1B (0-1) Bruce Aven - OF (0-1)	<b>(AL 5, NL 3)</b>	<b>2008 Louisville Slugger Field - Louisville, KY</b> Rich Rundles - P (1.0IP, 1K)	<b>(PCL 6, IL 5)</b>
<b>1998 Harbor Park - Norfolk, VA</b> Jason Jacome - P (1.0IP, 1R, 0ER, 1K) Jolbert Cabrera - SS (1-2) Torey Lovullo (DNP, injured) Richie Sexson (DNP, Cleveland)	<b>(IL 8, PCL 4)</b>		

# BISONS HISTORY & RECORDS

## BUFFALO BISONS IN THE TRIPLE-A ALL-STAR GAME

<p><b>2009 PGE Park - Portland, OR</b> Ken Oberkfell -1B Coach Nelson Figueroa -P (1.0IP, 1H, 2K)</p>	<p><b>(IL 6, PCL 5)</b></p>	<p><b>2014 Durham Bulls Athletic Park - Durham, NC</b> Liam Hendriks -P (GS, W, 2.0IP, H, 4K) -<b>IL Top Star</b> Bobby Korecky -P (0.2IP, H, R, ER, K) Dan Johnson (DNP, Toronto)</p>	<p><b>(IL 7, PCL 3)</b></p>
<p><b>2010 Coca-Cola Park - Lehigh Valley, PA</b> Pat Misch -P (1.0IP, 1BB, 2K)</p>	<p><b>(IL 2, PCL 1)</b></p>	<p><b>2015 Werner Park, Omaha - NE</b> Matt Hague -3B (1-3, RBI) Gregory Infante -P (ND, 0.2 IP, K)</p>	<p><b>(IL 4, PCL 3)</b></p>
<p><b>2011 Spring Mobile Ballpark - Salt Lake City, UT</b> Chris Schwinden -P (1.0IP)</p>	<p><b>(IL 3, PCL 0)</b></p>	<p><b>2016 BB&amp;T Ballpark - Charlotte, NC</b> Dustin Antolin -P (HD, 0.2IP, BB) Jesus Montero -DH (1-4) Ben Rowen -P (HD, 0.2IP) Drew Hutchison (DNP, Toronto)</p>	<p><b>(IL 4, PCL 2)</b></p>
<p><b>2012 Coca-Cola Field - Buffalo, NY</b> Matt Harvey -P (2.0IP, 2K) -<b>IL Top Star</b> Valentino Pascucci -DH (1-1, 2B, 3BB) Fernando Cabrera -P (0.1IP, K) Joe Golia - Trainer</p>	<p><b>(PCL 3, IL 0)</b></p>	<p><b>2017 Cheney Stadium -Tacoma WA</b> Jason Leblebajian -3B (0-4)</p>	<p><b>(PCL 6, IL 4)</b></p>
<p><b>2013 Aces Ballpark, Reno, NV</b> Maruo Gomez -DH (0-3) Jim Negrych -2B (0-3)</p>	<p><b>(IL 4, PCL 3)</b></p>	<p><b>2018 Huntington Park - Columbus, OH</b> Danny Jansen - C (0-1) Jason Leblebajian -3B (1-2, BB, RBI)</p>	<p><b>(PCL 12, IL 7)</b></p>

## BISONS ALL-STAR HOME RUN DERBY PARTICIPANTS

There is a Triple-A Home Run Derby prior to each Triple-A All-Star Game (only exception was 1992 in Richmond, VA). The host city can determine the number of participants as well as the format (number of outs, number of rounds, etc.). The only league requirement is that a champion can be determined.

The Bisons have had 10 All-Stars compete in the Triple-A Home Run Derby with derby victories by Andy Marte in 2006 in Toledo and Valentino Pascucci in the 25th Triple-A All-Star Game at Coca-Cola Field in 2012.

<b>Year</b>	<b>Bisons All-Star</b>	<b>Host City</b>
1988	Tom Prince	Buffalo, NY
1994	Rich Aude	Nashville, TN
1995	Luis Lopez	Scranton, PA
2000	Bill Selby	Rochester, NY
2004	Ernie Young	Pawtucket, RI
2005	Ernie Young	Sacramento, CA
2006	Andy Marte -WINNER	Toledo, OH
2012	Valentino Pascucci -WINNER	Buffalo, NY
2013	Mauro Gomez	Reno, NV
2016	Jesus Montero	Charlotte, NC



# BISONS HISTORY & RECORDS

## BUFFALO BISONS END-OF-SEASON TEAM AWARDS

### MOST VALUABLE PLAYER

Named after Stan Barron, who was a legend in Buffalo sports for more than 20 years. Starting in 1967, he hosted the popular "Free Form Sports Show" on WBEN radio. After 21 years as a professional broadcaster, he joined WBEN radio in 1967 as a broadcaster of Bisons' baseball games, and color analyst at Bills football games and Braves basketball games. He also broadcasted for Niagara University and Canisius College. In November 1984, Stan lost a long battle with cancer.

A Stan Barron Most Valuable Player recipient demonstrates outstanding ability, good sportsmanship and dedication.

1985	Steve Christmas	2002	Chris Coste
1986	Joe DeSa	2003	Greg LaRocca
1987	Dave Clark	2004	Jhonny Peralta
1988	Benny Distefano	2005	Andy Abad
1989	Steve Henderson		& Ryan Garko
1990	Mark Ryal	2006	Jason Dubois
1991	Rick Reed		& Ben Francisco
1992	Brian Dorsett	2007	Ryan Mulhern
1993	Russ Morman	2008	Todd Linden
1994	Rich Aude	2009	Jesus Feliciano
1995	Bill Ripken	2010	Lucas Duda
1996	Nigel Wilson	2011	Valentino Pascucci
1997	Richie Sexson & Bruce Aven	2012	Fred Lewis
1998	Alex Ramirez	2013	Mauro Gomez
1999	Bill Selby	2014	Kevin Pillar
2000	David Roberts & Chris Nichting	2015	Matt Hague
2001	Anthony Medrano	2016	Jesus Montero
		2017	Roemon Fields
		2018	Danny Jansen

### MOST VALUABLE PITCHER

Named after Buffalo-native Warren Spahn, who won 363 games and struck out 2,583 batters during his 21-year Hall of Fame Career. To this day, he remains the winningest left handed pitcher in Major League history.

The Warren Spahn Most Valuable Pitcher Award is given to the Bisons pitcher who most demonstrates outstanding ability, good sportsmanship and dedication throughout the course of the year.

2001	Mike Bacsik	2010	Pat Misch
2002	Dave Maurer	2011	Chris Schwinden
2003	Jason Stanford	2012	Matt Harvey
2004	Kyle Denney	2013	Justin Germano
2005	Steve Watkins	2014	Bobby Korecky
2006	Jeremy Sowers	2015	Scott Copeland
2007	Aaron Laffey	2016	Dustin Antolin
2008	John Halama	2017	Murphy Smith
2009	Nelson Figueroa	2018	Sean Reid-Foley

### MOST INSPIRATIONAL PLAYER

The Bisons Most Inspirational Player award is named after Joe De Sa, who was a slick-fielding, power-hitting player who loved his family, friends and the city of Buffalo. Joe DeSa will long be remembered as part of Bisons' baseball history.

De Sa, a first baseman with the Bisons in 1985 and 1986, died in a car accident December 20, 1986 following a winter league game in Ponce, Puerto Rico. In two Bisons seasons, De Sa hit 34 home runs and 149 RBI.

Joe De Sa truly exemplified the meaning of inspiration by his play and love for the game.

1987	Don Lovell	2003	Dusty Wathan
1988	Benny Distefano	2004	Sandy Martinez
1989	Steve Henderson	2005	Joe Inglett
1990	Steve Carter	2006	Tim Laker
1991	Jeff Richardson	2007	Jeff Harris
1992	Kevin Young	2008	Jeff Harris
1993	Omar Munoz	2009	Tim McNab
1994	Tim Leiper	2010	Andy Green
1995	Bill Ripken	2011	Raul Chavez
1996	Tom Marsh	2012	Jeff Stevens
1997	Casey Candaele	2013	Mike Nickeas
1998	Steve Soliz	2014	Mike Nickeas
1999	Chan Perry	2015	Munenori Kawasaki
2000	Mark Budzinski	2016	Casey Kotchman
2001	Anthony Medrano	2017	Jason Leblebajian
2002	Tim Laker	2018	Jason Leblebajian

### COMMUNITY SERVICE AWARD

The Frank J. "Fremo" Vallone Community Service Award was instituted in 1993 and recognizes the Bisons' player who best represents the club in community-related, charitable and youth-oriented events.

Fremo, the Bisons' goodwill ambassador and most celebrated fan, served the ball club and its fans as a team host and ticket salesman from 1987-1990. Fremo died May 31, 1993.

1993	Tim Leiper	2006	Jason Cooper
1994	Dave Rhode	2007	Jason Cooper
1995	Torey Lovullo	2008	Jason Cooper
1996	Jimmy Williams	2009	Tim McNab
1997	Torey Lovullo	2010	Jose De La Torre
1998	Torey Lovullo & Ben Blomdahl	2011	Justin Hampson
1999	Steve Soliz	2012	Garrett Olson & Matt Tuiasosopo
2000	David Roberts	2013	Anthony Gose
2001	Dan Smith	2014	Ryan Schimpf
2002	Zach Sorensen	2015	Greg Burke
2003	Greg LaRocca	2016	Chad Girodo
2004	Dusty Wathan & Mark Little	2017	John Stilson
2005	Jeremy Guthrie	2018	Sean Reid-Foley

# BISONS HISTORY & RECORDS

## BUFFALO BISONS END-OF-SEASON TEAM AWARDS

### COMEBACK PLAYER OF THE YEAR

Founded by the Bisons during the 1989 season, the Judge Michael Dillon Comeback Player of the Year Award recognizes an individual who overcomes injuries, personal problems or a bad season(s). It exemplifies the meaning of hard work and dedication.

In 1991, the award was named after the late Judge Michael F. Dillon, presiding justice of the Appellate Division, State Supreme Court in Rochester, who died July 9, 1991. The Orchard Park, NY resident was a three-time Erie County district attorney and served a 14-year term on the State Supreme Court.

<b>1989</b>	Albert Hall	<b>2004</b>	Russell Branyan
<b>1990</b>	Vicente Palacios	<b>2005</b>	Mike Kinkade
<b>1991</b>	Cecil Espy	<b>2006</b>	Lou Merloni
<b>1992</b>	Joe Ausanio & Blas Minor	<b>2007</b>	Luis Rivas
<b>1993</b>	Roy Smith	<b>2008</b>	Michael Aubrey
<b>1994</b>	Chris Knabenshue	<b>2009</b>	Kyle Snyder
<b>1995</b>	Alan Embree	<b>2010</b>	Dillon Gee
<b>1996</b>	Tom Wilson	<b>2011</b>	Justin Hasmpson
<b>1997</b>	Les Norman	<b>2012</b>	Elvin Ramirez
<b>1998</b>	Jolbert Cabrera	<b>2013</b>	Chien-Ming Wang
<b>1999</b>	Dave Telgheder	<b>2014</b>	Kyle Drabek
<b>2000</b>	Chris Haney	<b>2015</b>	Randy Wolf
<b>2001</b>	Dave Hollins	<b>2016</b>	Casey Lawrence
<b>2002</b>	Tim Laker	<b>2017</b>	John Stilson
<b>2003</b>	Alex Escobar	<b>2018</b>	Brandon Cumpton

### FAN OF THE YEAR

Named after Joe Byron, who was a true Buffalo fan, best known for his singing of the Canadian and United States national anthems during the Buffalo Sabres' hockey games since their beginning in 1970, and Buffalo Bisons' games starting in 1979.

Joe also was active in the community while working with the Epilepsy Association and the Catholic Guild for the Blind. He began work for Monroe Abstract and Title Company in 1939 and retired as vice president before his death in 1984.

Joe was a giving and dedicated man, and that is the quality the Bisons are looking for in the Fan of the Year.

<b>1985</b>	Joe Overfield		
<b>1986</b>	Joseph Kishel, Sr.		& Kathy Trader
<b>1987</b>	"Homeplate Dancers"	<b>2001</b>	Robert Ebeling
<b>1988</b>	Glen & Pat Albig	<b>2002</b>	Paul Synor
<b>1989</b>	Rich Wroblewski	<b>2003</b>	Herb Polk
<b>1990</b>	Bob Davis	<b>2004</b>	Fran Barry
<b>1991</b>	Marty Brogan & Bradley Kane	<b>2005</b>	Carlos Tejada
<b>1992</b>	John Horchy, Peaches Rouse & seeing eye dog "Ben"	<b>2006</b>	Paul DeMartinis
<b>1993</b>	Branko & Stell Trbovich	<b>2007</b>	Father Dan Pals
<b>1994</b>	Charlie Greene	<b>2008</b>	Priscilla Marsh
<b>1995</b>	Bruce Smith	<b>2009</b>	Richard "Lefty" Lewandowski
<b>1996</b>	Larry Pignataro	<b>2010</b>	Tim Favero
<b>1997</b>	Mark Aichinger	<b>2011</b>	Gary Hill Family
<b>1998</b>	Kevin "The K Man" Huber	<b>2012</b>	Pam Asarese
<b>1999</b>	John Moore	<b>2013</b>	Mike Klein
<b>2000</b>	Bob Maisano	<b>2014</b>	Jim McGowan
		<b>2015</b>	Kim Krzyzaniak
		<b>2016</b>	Andy Lange
		<b>2017</b>	'Pounder' Ray Szkutak
		<b>2018</b>	Paul Siska

### HOMETOWN HERO

The Jimmy Griffin Hometown Hero Award was created during the 2008 season to honor the impact and support of the former Mayor of Buffalo, James D. Griffin.

There was no bigger supporter of the Bisons and of a downtown ballpark for the fans of the area than Mayor Griffin. He pledged his own money to have professional baseball return to Buffalo in 1979 and later proved to be an innovator by insisting on the creation of Sahlen Field in downtown Buffalo.

This award is given to the player who performs the best in home games in front of the fans of Buffalo.

<b>2008</b>	Bubbie Buzachero	<b>2014</b>	Raul Valdes
<b>2009</b>	Argenis Reyes	<b>2015</b>	Matt Hague
<b>2010</b>	Jesus Feliciano	<b>2016</b>	Scott Diamond
<b>2011</b>	Luis Figueroa	<b>2017</b>	Mike Ohlman
<b>2012</b>	Justin Hampson	<b>2018</b>	Conor Fisk
<b>2013</b>	Jim Negrych		

### BISONS BOOSTER CLUB AWARDS

Chosen by majority vote of Bisons Boosters

	<u>Favorite Player</u>	<u>Favorite Pitcher</u>	<u>Unsung Hero</u>
<b>1985</b>	Jose Castro Steve Christmas	Bill Long	John Cangelosi
<b>1986</b>	Joe DeSa	Bill Long	Marv Foley
<b>1987</b>	Don Lovell	John Farrell	Craig Smajstrla
<b>1988</b>	Benny Distefano	Dorn Taylor	Tom Romano
<b>1989</b>	Steve Henderson	Bob Patterson	Scott Little
<b>1990</b>	Kevin Burdick	Dorn Taylor	Mark Ryal
<b>1991</b>	Tom Prince	Rick Reed	Keith Miller
<b>1992</b>	Eddie Zambrano	Tim Wakefield	Greg Tubbs
<b>1993</b>	Russ Morman	Roy Smith	Glenn Wilson
<b>1994</b>	Greg Tubbs	Blas Minor	Tim Leiper
<b>1995</b>	Bill Ripken	Joe Roa	Casey Candaele
<b>1996</b>	Casey Candaele	Joe Roa	Don Sparks
<b>1997</b>	Richie Sexson	Roland DeLaMaza	Einar Diaz
<b>1998</b>	Jeff Manto	Jason Jacome	Einar Diaz
<b>1999</b>	Jeff Manto	Jason Rakers	Bill Selby
<b>2000</b>	David Roberts	Chris Nichting	Marcos Scutaro
<b>2001</b>	Anthony Medrano	Tim Drew	Greg LaRocca
<b>2002</b>	Chris Coste	Roy Smith	Zach Sorensen
<b>2003</b>	Greg LaRocca	Jason Stanford	Dusty Wathan
<b>2004</b>	Chris Clapinski	Kyle Denney	Brent Abernathy
<b>2005</b>	Ernie Young	Jeremy Guthrie	Dusty Wathan
<b>2006</b>	Jason Dubois	Jeremy Guthrie	Lou Merloni
<b>2007</b>	Jason Cooper	Aaron Laffey	Joe Inglett
<b>2008</b>	Jason Cooper	John Halama	Brad Snyder
<b>2009</b>	Chip Ambres	Kyle Snyder	Mike Lamb
<b>2010</b>	Lucas Duda	Dillon Gee	Mike O'Connor
<b>2011</b>	Valentino Pascucci	Chris Schwinden	Luis Figueroa
<b>2012</b>	Josh Satin	Jeury's Familia	Matt Tuiasosopo
<b>2013</b>	Jim Negrych	Chien-Ming Wang	Mike McCoy
<b>2014</b>	Kevin Pillar	Bobby Korecky	Jonathan Diaz
<b>2015</b>	Matt Hague	Scott Copeland	Andy Burns
<b>2016</b>	Andy Burns	Scott Diamond	Matt Dominguez
<b>2017</b>	Jason Leblebician	T.J. House	Jon Berti
<b>2018</b>	Danny Jansen	Sean Reid-Foley	Rowdy Tellez

# BISONS HISTORY & RECORDS

## BUFFALO BISONS YEAR-BY-YEAR RECORDS

Year	Affiliate	League	Division	Class	Games	Wins	Losses	Ties	Pct.	Finish	Manager(s)
1877	-	-	-	-	40	10	27	3	0.250	-	Elihu Spencer, Bill Barnie
1878	-	-	-	-	81	57	24	0	0.704	-	George L. Smith
1878	-	IA	-	MiLB	32	24	8	0	0.750	1	George L. Smith
1879	-	NL	-	MLB	79	46	32	1	0.582	3 of 8	John Clapp
1880	-	NL	-	MLB	85	24	58	3	0.282	7 of 8	Bill McGunnigle (5-12), Sam Crane (19-46)
1881	-	NL	-	MLB	83	45	38	0	0.542	3 of 8	Jim O'Rourke
1882	-	NL	-	MLB	84	45	39	0	0.536	T3 of 8	Jim O'Rourke
1883	-	NL	-	MLB	98	52	45	1	0.531	5 of 8	Jim O'Rourke
1884	-	NL	-	MLB	115	64	47	4	0.557	3 of 8	Jim O'Rourke
1885	-	NL	-	MLB	112	38	74	0	0.339	T7 of 8	Jim Galvin (7-17), John C. Chapman (31-57)
1886	-	IL	-	MiLB	95	50	45	0	0.526	5 of 8	John C. Chapman
1887	-	IL	-	MiLB	103	63	40	0	0.612	2 of 12	John C. Chapman
1888	-	IA	-	MiLB	110	48	62	0	0.436	6 of 8	John C. Chapman
1889	-	IA	-	MiLB	106	41	65	0	0.387	7 of 8	Jim White, Jack Rowe, will White
1890	-	PL	-	-	137	39	96	2	0.285	8 of 8	Jack Rowe (27-72), Jay Faatz (9-24)
1890	-	IL	-	MiLB	18	6	12	0	0.333	-	J.L. Bacon (moved to Montreal, 6/4/90)
1891	-	EA	-	MiLB	124	89	35	0	0.718	1 of 8	Pat Powers
1892	-	EL	-	MiLB	113	53	60	0	0.469	6 of 10	Dan Stearns, Dan Shannon
1893	-	EL	-	MiLB	111	61	50	0	0.550	4 of 8	John C. Chapman
1894	-	EL	-	MiLB	125	64	61	0	0.512	5 of 8	John C. Chapman
1895	-	EL	-	MiLB	124	63	61	0	0.508	5 of 8	Charles Morton
1896	-	EL	-	MiLB	123	70	53	0	0.569	2 of 8	Jack Rowe
1897	-	EL	-	MiLB	131	74	57	0	0.565	3 of 8	Jack Rowe
1898	-	EL	-	MiLB	122	62	60	0	0.508	4 of 8	Jack Rowe
1899	-	WL	-	MiLB	130	53	70	7	0.408	T7	Bill Nash, Jim Garry, Jim Franklin, Dan Shannon
1900	-	AL	-	MiLB	139	61	78	0	0.439	7	Dan Shannon, Jim Franklin, Joe Franklin, Goerge Carey
1901	-	EL	-	MiLB	113	40	73	0	0.354	6 of 8	George Carey, Tom Burns, Walter Burnham, Jim Franklin, Joe Franklin
1902	-	EL	-	MiLB	133	88	45	0	0.662	2 of 8	George Stallings
1903	-	EL	-	MiLB	122	79	43	0	0.648	2 of 8	George Stallings
1904	-	EL	-	MiLB	134	88	46	0	0.657	1 of 8	George Stallings
1905	-	EL	-	MiLB	137	63	74	0	0.460	5 of 8	George Stallings
1906	-	EL	-	MiLB	140	85	55	0	0.607	1 of 8	George Stallings
1907	-	EL	-	MiLB	132	73	59	0	0.553	2 of 8	Lew McAllister, George H. Smith
1908	-	EL	-	MiLB	140	75	65	0	0.536	4 of 8	George H. Smith
1909	-	EL	-	MiLB	151	72	79	0	0.477	5 of 8	George H. Smith
1910	-	EL	-	MiLB	150	69	81	0	0.460	6 of 8	Billy Smith
1911	-	EL	-	MiLB	149	74	75	0	0.497	4 of 8	George Stallings
1912	-	IL	-	MiLB	149	71	78	0	0.477	5 of 8	George Stallings
1913	-	IL	-	MiLB	153	78	75	0	0.510	4 of 8	Bill Clymer
1914	-	IL	-	MiLB	150	89	61	0	0.593	T2 of 8	Bill Clymer
1914	-	FL	-	MLB	155	80	71	4	0.516	4 of 8	Larry Schlaflay
1915	-	IL	-	AA*	136	86	50	0	0.632	1 of 8	Pat Donovan
1915	-	FL	-	MLB	153	74	78	1	0.484	6 of 8	Larry Schlaflay (13-28), Walter Blair (1-1), Harry Lord (60-49)
1916	-	IL	-	AA*	140	82	58	0	0.586	1 of 8	Pat Donovan
1917	-	IL	-	AA*	151	67	84	0	0.444	6 of 8	Pat Donovan
1918	-	NIL	-	AA*	121	53	68	0	0.438	6 of 8	George Wiltse
1919	-	NIL	-	AA*	148	81	67	0	0.547	3 of 8	George Wiltse
1920	-	IL	-	AA*	153	96	57	0	0.627	3 of 8	George Wiltse
1921	-	IL	-	AA*	168	99	69	0	0.589	3 of 8	George Wiltse
1922	-	IL	-	AA*	167	95	72	0	0.569	3 of 8	George Wiltse
1923	-	IL	-	AA*	164	83	81	0	0.506	5 of 8	George Wiltse
1924	-	IL	-	AA*	167	84	83	0	0.503	3 of 8	George Wiltse
1925	-	IL	-	AA*	162	78	84	0	0.481	4 of 8	Billy Webb
1926	-	IL	-	AA*	164	92	72	0	0.561	4 of 8	Bill Clymer
1927	-	IL	-	AA*	168	112	56	0	0.667	1 of 8	Bill Clymer
1928	-	IL	-	AA*	168	92	76	0	0.548	2 of 8	Bill Clymer
1929	-	IL	-	AA*	167	83	84	0	0.497	5 of 8	Bill Clymer
1930	-	IL	-	AA*	165	74	91	0	0.448	6 of 8	Bill Clymer, Jim Cooney
1931	-	IL	-	AA*	166	61	105	0	0.367	8 of 8	Jim Cooney
1932	-	IL	-	AA*	166	91	75	0	0.548	3 of 8	Ray Schalk
1933	-	IL	-	AA*	168	83	85	0	0.494	4 of 8	Ray Schalk
1934	-	IL	-	AA*	153	76	77	0	0.497	5 of 8	Ray Schalk
1935	-	IL	-	AA*	153	86	67	0	0.562	3 of 8	Ray Schalk
1936	-	IL	-	AA*	154	94	60	0	0.610	1 of 8	Ray Schalk
1937	-	IL	-	AA*	153	74	79	0	0.484	5 of 8	Ray Schalk
1938	Philadelphia (AL)	IL	-	AA*	153	79	74	0	0.516	4 of 8	Steve O'Neill
1939	Cleveland	IL	-	AA*	154	82	72	0	0.532	3 of 8	Steve O'Neill
1940	Detroit	IL	-	AA*	159	76	83	0	0.478	6 of 8	Steve O'Neill
1941	Detroit	IL	-	AA*	153	88	65	0	0.575	3 of 8	Al Vincent
1942	Detroit	IL	-	AA*	153	73	80	0	0.477	7 of 8	Al Vincent
1943	Detroit	IL	-	AA*	153	66	87	0	0.431	7 of 8	Greg Mulleavy
1944	Detroit	IL	-	AA*	154	78	76	0	0.506	4 of 8	Bucky Harris

# BISONS HISTORY & RECORDS

## BUFFALO BISONS YEAR-BY-YEAR RECORDS

Year	Affiliate	League	Division	Class	Games	Wins	Losses	Ties	Pct.	Finish	Manager(s)
1945	Detroit	IL	-	AA*	153	64	89	0	0.418	6 of 8	Bucky Harris
1946	Detroit	IL	-	AAA	153	78	75	0	0.510	5 of 8	Gabby Hartnett
1947	Detroit	IL	-	AAA	152	77	75	0	0.507	4 of 8	Paul Richards
1948	Detroit	IL	-	AAA	151	71	80	0	0.470	6 of 8	Paul Richards
1949	Philadelphia (AL)	IL	-	AAA	154	90	64	0	0.584	1 of 8	Paul Richards
1950	Philadelphia (AL)	IL	-	AAA	153	56	97	0	0.366	8 of 8	Frank Skaff, Ray Schalk
1951	Cincinnati	IL	-	AAA	154	79	75	0	0.513	4 of 8	George Toporcer, Coaker Triplett
1952	Detroit	IL	-	AAA	154	71	83	0	0.461	5 of 8	Jack Tighe, Schoolboy Rowe
1953	Detroit	IL	-	AAA	152	87	65	0	0.572	3 of 8	Jack Tighe
1954	Detroit	IL	-	AAA	154	71	83	0	0.461	6 of 8	Billy Hitchcock
1955	Detroit	IL	-	AAA	154	65	89	0	0.422	6 of 8	Dan Carnevale
1956	-	IL	-	AAA	151	64	87	0	0.424	8 of 8	Phil Cavarretta
1957	Kansas City (AL)	IL	-	AAA	154	88	66	0	0.571	2 of 8	Phil Cavarretta
1958	Kansas City (AL)	IL	-	AAA	152	69	83	0	0.454	7 of 8	Phil Cavarretta
1959	Philadelphia (NL)	IL	-	AAA	153	89	64	0	0.582	1 of 8	Kerby Farrell
1960	Philadelphia (NL)	IL	-	AAA	153	78	75	0	0.510	4 of 8	Kerby Farrell
1961	Philadelphia (NL)	IL	-	AAA	152	85	67	0	0.559	3 of 8	Kerby Farrell
1962	Philadelphia (NL)	IL	-	AAA	153	73	80	0	0.477	6 of 8	Kerby Farrell
1963	New York (NL)	IL	North	AAA	151	74	77	0	0.490	4 of 5	Kerby Farrell
1964	New York (NL)	IL	-	AAA	150	80	69	1	0.533	3 of 8	George Kurowski
1965	New York (NL)	IL	-	AAA	147	51	96	0	0.347	8 of 8	Warren Robinson, Kerby Farrell
1966	Cincinnati	IL	-	AAA	146	72	74	0	0.493	5 of 8	John Davis
1967	Cincinnati	IL	-	AAA	139	63	76	0	0.453	7 of 8	Lou Fitzgerald, Don Zimmer
1968	Washington (AL)	IL	-	AAA	147	66	81	0	0.449	7 of 8	Wayne Terwilliger
1969	Washington (AL)	IL	-	AAA	136	58	78	0	0.426	7 of 8	Hector Lopez
1970	Montreal	IL	-	AAA	38	9	29	0	0.237	-	Clyde McCullough (moved to Winnipeg, 6/5)
<i>Buffalo was out of professional baseball (1971-78)</i>											
1979	Pittsburgh	EL	-	AA	139	72	67	0	0.518	4 of 6	Steve Demeter
1980	Pittsburgh	EL	North	AA	137	67	70	0	0.489	2 of 4	Steve Demeter
1981	Pittsburgh	EL	North	AA	137	56	81	0	0.409	4 of 4	John Lipon
1982	Pittsburgh	EL	North	AA	139	55	84	0	0.396	4 of 4	Tom Sandt
1983	Cleveland	EL	-	AA	139	74	65	0	0.532	3 of 8	Al Gallagher
1984	Cleveland	EL	-	AA	139	72	67	0	0.518	5 of 8	Jack Aker
1985	Chicago (AL)	AA	East	AAA	142	66	76	0	0.465	3 of 4	John Boles
1986	Chicago (AL)	AA	East	AAA	142	71	71	0	0.500	2 of 4	Jim Marshall
1987	Cleveland	AA	-	AAA	140	66	74	0	0.471	5 of 8	Orlando Gomez (11-22), Steve Swisher (55-52)
1988	Pittsburgh	AA	East	AAA	142	72	70	0	0.507	3 of 4	Rocky Bridges
1989	Pittsburgh	AA	East	AAA	142	80	62	0	0.563	2 of 4	Terry Collins
1990	Pittsburgh	AA	East	AAA	147	85	62	0	0.578	2 of 4	Terry Collins
1991	Pittsburgh	AA	East	AAA	143	81	62	0	0.566	1 of 4	Terry Collins
1992	Pittsburgh	AA	East	AAA	144	87	57	0	0.604	1 of 4	Marc Bombard
1993	Pittsburgh	AA	East	AAA	144	71	73	0	0.493	2 of 4	Doc Edwards
1994	Pittsburgh	AA	-	AAA	144	55	89	0	0.382	8 of 8	Doc Edwards
1995	Cleveland	AA	-	AAA	144	82	62	0	0.569	2 of 8	Brian Graham
1996	Cleveland	AA	East	AAA	144	84	60	0	0.583	1 of 4	Brian Graham
1997	Cleveland	AA	East	AAA	144	87	57	0	0.604	1 of 4	Brian Graham
1998	Cleveland	IL	North	AAA	143	81	62	0	0.566	1 of 6	Jeff Datz
1999	Cleveland	IL	North	AAA	144	72	72	0	0.500	4 of 6	Jeff Datz
2000	Cleveland	IL	North	AAA	145	86	59	0	0.593	1 of 6	Joel Skinner
2001	Cleveland	IL	North	AAA	142	91	51	0	0.641	1 of 6	Eric Wedge
2002	Cleveland	IL	North	AAA	144	87	57	0	0.604	2 of 6	Eric Wedge
2003	Cleveland	IL	North	AAA	143	73	70	0	0.510	3 of 6	Marty Brown
2004	Cleveland	IL	North	AAA	144	83	61	0	0.576	1 of 6	Marty Brown
2005	Cleveland	IL	North	AAA	144	82	62	0	0.569	1 of 6	Marty Brown
2006	Cleveland	IL	North	AAA	141	73	68	0	0.518	3 of 6	Torey Lovullo
2007	Cleveland	IL	North	AAA	142	75	67	0	0.528	3 of 6	Torey Lovullo
2008	Cleveland	IL	North	AAA	143	66	77	0	0.462	5 of 6	Torey Lovullo
2009	New York (NL)	IL	North	AAA	143	56	87	0	0.392	6 of 6	Ken Oberkfell
2010	New York (NL)	IL	North	AAA	144	76	68	0	0.528	3 of 6	Ken Oberkfell
2011	New York (NL)	IL	North	AAA	143	61	82	0	0.427	5 of 6	Tim Teufel
2012	New York (NL)	IL	North	AAA	143	67	76	0	0.469	6 of 6	Wally Backman
2013	Toronto	IL	North	AAA	144	74	70	0	0.514	3 of 6	Marty Brown
2014	Toronto	IL	North	AAA	143	77	66	0	0.538	3 of 6	Gary Allenson
2015	Toronto	IL	North	AAA	144	68	76	0	0.472	3 of 6	Gary Allenson
2016	Toronto	IL	North	AAA	144	66	78	0	0.458	5 of 6	Gary Allenson
2017	Toronto	IL	North	AAA	141	65	76	0	0.461	5 of 6	Bobby Meacham
2018	Toronto	IL	North	AAA	138	61	77	0	0.442	6 of 6	Bobby Meacham

\*The Bisons' 1877 team was a non-league team. The Bisons were independent before 1938. From 1938-63, the parent club generally applied 4 or 5 players, the rest were owned by the Bisons. The Detroit Tigers owned the Bisons from 1952-55.

\*Exact number of ties cannot be verified prior to 1941

\*International League was also known as the International Association, Eastern Association, Eastern League, New International League. Prior to 1946, the IL was 'Class AA,' but that was the highest MiLB classification. IL considers they've always been 'AAA'

# BISONS HISTORY & RECORDS

## OVERALL BUFFALO BISONS WIN-LOSS RECORDS

### All-Time Record - 134 Seasons

9,609 - 9,193 (22 ties) (.510)

### Modern Day - 1985-2018

2,527 - 2,337 (.520)

### Sahlen Field - 1988-2018

1,243 - 973 (.561)

### BISONS HOME RECORDS (1,315-1,047 .557)

### BISONS ROAD RECORDS (1,151-1,213 .487)

Year	Record	Pct.	Year	Record	Pct.	Year	Record	Pct.	Year	Record	Pct.
1985	36-35	.507	2002	48-24	.667	1985	30-41	.423	2002	39-33	.542
1986	37-34	.521	2003	35-32	.522	1986	34-37	.479	2003	38-38	.500
1987	32-38	.457	2004	41-30	.577	1987	34-36	.486	2004	42-31	.575
1988	40-31	.563	2005	46-26	.639	1988	32-39	.451	2005	36-36	.500
1989	51-22	.699	2006	43-29	.597	1989	29-40	.420	2006	30-39	.435
1990	48-26	.649	2007*	39-31	.557	1990	37-36	.507	2007*	36-36	.500
1991	43-29	.597	2008	33-38	.465	1991	38-33	.535	2008	33-39	.458
1992	50-22	.694	2009	29-43	.403	1992	37-35	.514	2009	27-44	.380
1993	35-37	.486	2010	42-30	.583	1993	36-36	.500	2010	34-38	.472
1994	32-40	.444	2011	35-37	.486	1994	23-49	.319	2011	26-45	.366
1995	42-30	.583	2012^	33-39	.458	1995	40-32	.556	2012^	34-37	.479
1996	43-29	.597	2013	35-37	.486	1996	41-31	.569	2013	39-33	.542
1997	51-21	.708	2014@	41-30	.577	1997	36-36	.500	2014@	36-36	.500
1998	44-29	.603	2015	34-38	.472	1998	37-33	.529	2015	34-38	.472
1999	33-38	.465	2016	34-38	.472	1999	39-34	.534	2016	32-40	.444
2000	47-26	.644	2017%	36-35	.507	2000	39-33	.542	2017%	29-41	.414
2001	47-23	.671	2018#	33-35	.485	2001	44-28	.611	2018#	28-42	.400

Home games from 1985-1987 were played at War Memorial Stadium. In those three years, the Bisons were 105-107 at home and 98-114 on the road.

\*Because of snowouts in Buffalo to begin the 2007 season, the Bisons played two "home" games later that year at The Diamond in Richmond, VA (0-2). The team was actually 39-29 at Coca-Cola Field and 36-38 on the road.

^The Bisons played six 'road' games against the Scranton/Wilkes-Barre Yankees at Coca-Cola Field because of year-long renovations to the Yankees' home ballpark (2-4). The Bisons were also the 'home' team in a doubleheader in Syracuse at Alliance Bank Stadium on August 6 because of a rainout in Buffalo (1-0). The team was actually 34-43 at Coca-Cola Field and 33-33 in games played away from Buffalo, NY.

@Because of a rainout in Buffalo on July 13, 2014 against Durham, the Bisons played a 'home game' (1-0 Loss) on August 7(2) at Durham. The team was actually 41-29 at Coca-Cola Field and 36-37 in games played away from Buffalo, NY.

%Because of a rainout in Buffalo on April 20, 2017 against Norfolk, the Bisons played a 'home game' (2-1 Win) on April 26 in Norfolk. The team was actually 35-35 at Coca-Cola Field and 30-41 in games played away from Buffalo, NY.

#Because of inclement weather, including snow and ice, from April 14-18 against Indianapolis and Louisville, the Bisons played three 'home games' on the road. One July 24 at Louisville (4-3 Loss) and two at Indianapolis July 27 (6-3 Loss) and 29 (2-0 Loss). As a result, the team was actually 33-32 in games played at Coca-Cola Field and 28-45 in games played away from Buffalo, NY.

# BISONS HISTORY & RECORDS

## BUFFALO BISONS MONTHLY RECORDS

### APRIL 379-325 (.538)

1985: 13-6	2002: 15-10
1986: 6-8	2003: 15-7
1987: 4-12	2004: 12-9
1988: 11-8	2005: 10-11
1989: 13-9	2006: 13-11
1990: 15-8	2007: 14-6
1991: 6-9	2008: 10-17
1992: 7-8	2009: 2-16
1993: 7-12	2010: 13-9
1994: 11-12	2011: 10-14
1995: 11-9	2012: 14-10
1996: 13-5	2013: 17-7
1997: 10-10	2014: 13-10
1998: 11-9	2015: 14-7
1999: 8-13	2016: 10-13
2000: 15-6	2017: 14-8
2001: 15-8	2018: 7-8

### MAY 512-479 (.517)

1985: 11-16	2002: 17-13
1986: 14-13	2003: 14-15
1987: 12-16	2004: 11-19
1988: 14-16	2005: 23-7
1989: 15-15	2006: 14-16
1990: 16-12	2007: 15-15
1991: 17-11	2008: 15-14
1992: 19-13	2009: 12-18
1993: 13-16	2010: 16-13
1994: 10-19	2011: 14-15
1995: 16-16	2012: 17-13
1996: 19-11	2013: 12-17
1997: 16-11	2014: 14-15
1998: 14-16	2015: 11-18
1999: 15-14	2016: 17-12
2000: 15-12	2017: 14-14
2001: 22-6	2018: 18-12

### JUNE 524-477 (.523)

1985: 15-15	2002: 17-12
1986: 19-13	2003: 19-10
1987: 19-11	2004: 20-8
1988: 15-15	2005: 16-14
1989: 17-10	2006: 15-14
1990: 14-15	2007: 16-14
1991: 15-16	2008: 15-14
1992: 18-13	2009: 12-15
1993: 18-13	2010: 12-17
1994: 12-17	2011: 12-17
1995: 18-12	2012: 10-19
1996: 22-9	2013: 13-16
1997: 22-10	2014: 15-15
1998: 14-14	2015: 12-16
1999: 12-17	2016: 19-10
2000: 16-12	2017: 8-23
2001: 15-14	2018: 12-17

### JULY 520-475 (.523)

1985: 12-19	2002: 19-9
1986: 17-15	2003: 12-19
1987: 16-15	2004: 16-11
1988: 19-10	2005: 13-16
1989: 19-13	2006: 15-13
1990: 18-13	2007: 13-15
1991: 17-16	2008: 12-16
1992: 16-12	2009: 14-13
1993: 19-10	2010: 13-14
1994: 13-16	2011: 10-17
1995: 18-11	2012: 13-15
1996: 16-16	2013: 14-14
1997: 21-11	2014: 15-14
1998: 18-10	2015: 19-10
1999: 15-14	2016: 9-19
2000: 22-10	2017: 9-18
2001: 18-11	2018: 10-20

### AUGUST 535-513 (.510)

1985: 14-19	2002: 17-13
1986: 15-21	2003: 13-18
1987: 13-19	2004: 22-11
1988: 12-21	2005: 16-13
1989: 16-14	2006: 15-13
1990: 20-12	2007: 16-15
1991: 23-9	2008: 14-15
1992: 24-7	2009: 14-19
1993: 10-20	2010: 18-12
1994: 9-20	2011: 14-14
1995: 17-12	2012: 12-18
1996: 13-18	2013: 16-16
1997: 17-15	2014: 19-12
1998: 21-11	2015: 11-19
1999: 18-10	2016: 11-19
2000: 15-17	2017: 18-12
2001: 18-12	2018: 14-17

### SEPTEMBER 57-68 (.456)

1985: 1-1	2002: 2-0
1986: 0-1	2003: 0-1
1987: 2-1	2004: 2-3
1988: 1-0	2005: 4-1
1989: 0-1	2006: 1-1
1990: 2-2	2007: 1-2
1991: 3-1	2008: 0-1
1992: 3-4	2009: 2-6
1993: 4-2	2010: 4-3
1994: 0-5	2011: 1-5
1995: 2-2	2012: 1-1
1996: 1-1	2013: 2-0
1997: 1-0	2014: 1-0
1998: 3-2	2015: 1-6
1999: 4-4	2016: 0-5
2000: 3-2	2017: 2-1
2001: 3-0	2018: 0-3

# BISONS HISTORY & RECORDS

## BUFFALO BISONS PLAYOFF RESULTS

### Bisons Loss 1991 American Association Championship, 2-3

Date	Opp.	Score	Pitcher	Pitcher	Save
9/5	vDEN	W, 4-1	Reed	Kiefer	-
9/6	vDEN	W, 4-1	Fireovid	Hunter	-
9/7	vDEN	L, 3-8	Knudson	Miller	-
9/8	@DEN	L, 8-9	Mathews	Blankenship	McGaffigan
9/9	@DEN	L, 3-12	Eldred	Reed	-

### Bisons Lose 1992 American Association Championship, 0-4

Date	Opp.	Score	Pitcher	Pitcher	Save
9/9	@OKC	L, 8-9	Alexander	Petkovsek	-
9/10	@OKC	L, 5-6	Rosenthal	Tracy	-
9/11	@OKC	L, 2-8	Blankenship	Petkovsek	-
9/12	@OKC	L, 4-10	Alexander	Dixson	-

### Bisons Win 1995 American Association Semi-Finals, 3-1

Date	Opp.	Score	Pitcher	Pitcher	Save
9/6	@OMA	L, 4-8	Linton	Roa	-
9/7	@OMA	W, 10-5	Grimsley	Anderson	-
9/8	vOMA	W, 2-1(11)	Graves	Munoz	-
9/9	vOMA	W, 4-1	Bell	Bunch	Klink

### Bisons Lose 1995 American Association Championship, 2-3

Date	Opp.	Score	Pitcher	Pitcher	Save
9/11	@LOU	W, 5-2	Roa	Busby	Shuey
9/12	@LOU	L, 1-2	Carpenter	Grimsley	-
9/13	vLOU	L, 1-2	Benes	Farrell	-
9/14	vLOU	W, 5-1	Bell	de la Rosa	-
9/15	vLOU	L, 2-8	Busby	Roa	-

### Bisons Lose 1996 American Association Semi-Finals, 2-3

Date	Opp.	Score	Pitcher	Pitcher	Save
9/4	@IND	L, 2-5	Buckley	Anderson	-
9/5	@IND	L, 3-5	Luebbers	Scott	Spradlin
9/6	vIND	W, 4-3(11)	Graves	Warren	-
9/7	vIND		Postponed, Rain		
9/8	vIND		Postponed, Rain		
9/9	vIND	W, 6-0	Graves	Moore	-
9/10	vIND	L, 1-4	Buckley	Williams	-

### Bisons Win 1997 American Association Semi-Finals, 3-2

Date	Opp.	Score	Pitcher	Pitcher	Save
9/3	@IND	L, 3-5	Williams	Weathers	Lewis
9/4	@IND	W, 4-3	Anderson	Bolton	Blomdahl
9/5	vIND	L, 7-11	Lewis	Scott	-
9/6	vIND	W, 9-2	Driskill	Crowell	-
9/7	vIND	W, 6-2	Weathers	Walker	-

### Bisons Win 1997 American Association Championship, 3-0

Date	Opp.	Score	Pitcher	Pitcher	Save
9/8	vIOW	W, 2-1	Blomdahl	Telemaco	Ilsley
9/9	vIOW	W, 6-3	Anderson	Steenstra	-
9/10	@IOW	W, 5-4(10)	Weathers	Speier	-

### Bisons Win 1998 International League Semi-Finals, 3-0

Date	Opp.	Score	Pitcher	Pitcher	Save
9/9	vSYR	W, 7-3	Jacome	Withem	Grimsley
9/10	vSYR	W, 5-1	Rakers	Halladay	-
9/11	vSYR	W, 6-0	Driskill	Munro	-

### Bisons Win 1998 International League Governors' Cup, 3-2

Date	Opp.	Score	Pitcher	Pitcher	Save
9/14	vDUR	W, 9-6	Jacome	Eiland	Grimsley
9/15	vDUR	W, 6-4	Rakers	Ruebel	Grimsley
9/16	@DUR	L, 8-9	Wade	Driskill	Eichhorn
9/17	@DUR	L, 6-7	Eichhorn	Grimsley	-
9/18	@DUR	W, 3-1	Jacome	Eiland	Sexton

### Bisons Lose 1998 Triple-A World Series, 1-3 (played in Las Vegas, NY)

Date	Opp.	Score	Pitcher	Pitcher	Save
9/21	@NO	L, 2-7	Halama	Rakers	-
9/22	vNO	W, 9-2	Matthews	Root	-
9/24	@NO	L, 2-3	Scanlan	Hamilton	-
9/25	vNO	L, 6-12	Milicki	Driskill	Harris

### Bisons Lose 2000 International League Semi-Finals, 1-3

Date	Opp.	Score	Pitcher	Pitcher	Save
9/6	@SWB	L, 1-6	Thomas	Haney	-
9/7	@SWB	W, 5-2	Bacsik	Telemaco	Williams
9/8	vSWB	L, 3-6	Bowers	Lorraine	Bullinger
9/9	vSWB	L, 1-10	Figueroa	Drew	-

### Bisons Lose 2001 International League Semi-Finals, 2-3

Date	Opp.	Score	Pitcher	Pitcher	Save
9/5	@SWB	W, 7-3	Phillips	Brock	-
9/6	@SWB	L, 2-3	Smith, R.	Beltran	-
9/7	vSWB	W, 9-1	Drew	Jacquez	-
9/8	vSWB	L, 3-4(10)	Smith, R.	Boyd	-
9/9	vSWB	L, 2-6(19)	Lorraine	Walker	-

### Bisons Win 2002 International League Semi-Finals, 3-0

Date	Opp.	Score	Pitcher	Pitcher	Save
9/4	vSWB	W, 12-4	Tallet	Junge	-
9/5	vSWB	W, 6-5	Maurer	Serrano	-
9/6	@SWB	W, 5-4	White	Geary	Young

### Bisons Lose 2002 International League Semi-Finals, 0-3

Date	Opp.	Score	Pitcher	Pitcher	Save
9/10	vDUR	L, 4-6	Croushore	DePaula	James
9/11	vDUR	L, 1-8	De Los Santos	Tallet	-
9/12	@DUR	L, 0-2	Garcia	Drese	Croushore

### Bisons Win 2004 International League Semi-Finals, 3-2

Date	Opp.	Score	Pitcher	Pitcher	Save
9/8	@DUR	L, 1-2	Standridge	Denney	Gonzalez
9/9	@DUR	L, 3-7	Magrane	Cressend	Gonzalez
9/10	vDUR	W, 3-2	Cabrera	Parker	-
9/11	vDUR	W, 1-0	Carmona	Webb	Robbins
9/12	vDUR	W, 7-0	Thomas	Standridge	-

### Bisons Win 2004 International League Governors' Cup, 3-1

Date	Opp.	Score	Pitcher	Pitcher	Save
9/14	vRMD	L, 4-11	Smith	Rayborn	-
9/15	vRMD	W, 4-3	Robbins	McBride	-
9/16	vRMD	W, 5-4	Carmona	McConnell	Robbins
9/17	vRMD	W, 6-1	Thomas	Romano	-

### Bisons Lose 2005 International League Semi-Finals, 2-3

Date	Opp.	Score	Pitcher	Pitcher	Save
9/7	@IND	W, 5-1	Davis	Snell	-
9/8	@IND	W, 6-5	Diaz	Corey	-
9/9	vIND	L, 2-5	Connolly	Carmona	Corey
9/10	vIND	L, 1-4	Enochs	Young	Corey
9/11	vIND	L, 4-6	Connolly	Stanford	Corey

## PRE MODERN ERA PLAYOFF RESULTS

Year	Opponent	Results	Year	Opponent	Results
1896	Providence	L 2-4	1949	Jersey City	W 4-1
1933	Baltimore	W 3-0		Montreal	L 1-4
	Rochester	W 4-2*	1951	Montreal	L 0-4
1935	Montreal	L 2-4	1953	Montreal	L 2-4
1936	Newark	W 4-1	1957	Richmond	W 4-2
	Baltimore	W 4-2*		Miami	W 4-1*
1938	Syracuse	W 4-1	1959	Richmond	L 1-4
	Newark	L 1-4	1960	Toronto	L 0-4
1939	Rochester	L 1-4	1961	Charleston	W 4-0
1941	Montreal	L 3-4		Rochester	W 4-1*
1944	Baltimore	L 3-4	1964	Syracuse	L 3-4
1947	Jersey City	W 4-0	1980	Holyoke	L 0-2
	Syracuse	L 3-4	1983	Lynn	L 0-2

## All Time Playoffs

101-103 (.495)

# BISONS HISTORY & RECORDS

## BUFFALO BISONS ATTENDANCE TOTALS

Year	Total	Ballpark	Year	Total	Ballpark	Year	Total	Ballpark
1902	258,769	Olympic Park	1937	189,356	Offermann Stadium	1982	77,077	War Memorial Stadium
1903	305,119	Olympic Park	1938	183,050	Offermann Stadium	1983	200,531	War Memorial Stadium
1904	234,945	Olympic Park	1939	210,424	Offermann Stadium	1984	223,443	War Memorial Stadium
1905	200,537	Olympic Park	1940	111,992	Offermann Stadium	1985	362,762	War Memorial Stadium
1906	253,554	Olympic Park	1941	219,542	Offermann Stadium	1986	425,113	War Memorial Stadium
1907	212,986	Olympic Park	1942	130,071	Offermann Stadium	1987	497,760	War Memorial Stadium
1908	186,750	Buffalo Baseball Park	1943	135,651	Offermann Stadium	1988	1,186,651	Pilot Field
1909	188,946	Buffalo Baseball Park	1944	198,907	Offermann Stadium	1989	1,132,183	Pilot Field
1910	212,577	Buffalo Baseball Park	1945	129,436	Offermann Stadium	1990	1,174,358	Pilot Field
1911	233,160	Buffalo Baseball Park	1946	293,813	Offermann Stadium	1991	1,240,951	Pilot Field
1912	241,080	Buffalo Baseball Park	1947	267,012	Offermann Stadium	1992	1,134,488	Pilot Field
1913	220,799	Buffalo Baseball Park	1948	264,107	Offermann Stadium	1993	1,079,620	Pilot Field
1914	117,188	Buffalo Baseball Park	1949	393,843	Offermann Stadium	1994	982,493	Pilot Field
1914	185,326	Federal League Park	1950	96,237	Offermann Stadium	1995	951,080	North AmeriCare Park
1915	274,172	Federal League Park	1951	141,593	Offermann Stadium	1996	876,263	North AmeriCare Park
1915	116,000	Buffalo Baseball Park	1952	152,173	Offermann Stadium	1997	737,927	North AmeriCare Park
1916	-----	Buffalo Baseball Park	1953	268,086	Offermann Stadium	1998	768,749	North AmeriCare Park
1917	-----	Buffalo Baseball Park	1954	120,621	Offermann Stadium	1999	684,051	Dunn Tire Park
1918	-----	Buffalo Baseball Park	1955	126,351	Offermann Stadium	2000	678,346	Dunn Tire Park
1919	-----	Buffalo Baseball Park	1956	186,811	Offermann Stadium	2001	666,225	Dunn Tire Park
1920	184,011	Buffalo Baseball Park	1957	386,071	Offermann Stadium	2002	642,272	Dunn Tire Park
1921	167,399	Buffalo Baseball Park	1958	268,480	Offermann Stadium	2003	551,917	Dunn Tire Park
1922	136,997	Buffalo Baseball Park	1959	413,268	Offermann Stadium	2004	604,156	Dunn Tire Park
1923	112,410	Buffalo Baseball Park	1960	278,352	Offermann Stadium	2005	609,679	Dunn Tire Park
1924	126,612	Bison Stadium	1961	259,724	War Memorial Stadium	2006	607,929	Dunn Tire Park
1925	127,300	Bison Stadium	1962	214,314	War Memorial Stadium	2007	572,635	Dunn Tire Park
1926	241,013	Bison Stadium	1963	136,020	War Memorial Stadium	2008	590,386	Dunn Tire Park
1927	247,449	Bison Stadium	1964	160,804	War Memorial Stadium	2009	529,789	Coca-Cola Field
1928	247,979	Bison Stadium	1965	97,695	War Memorial Stadium	2010	575,296	Coca-Cola Field
1929	186,878	Bison Stadium	1966	126,914	War Memorial Stadium	2011	521,530	Coca-Cola Field
1930	149,387	Bison Stadium	1967	105,516	War Memorial Stadium	2012	551,167	Coca-Cola Field
1931	120,637	Bison Stadium	1968	109,749	War Memorial Stadium	2013	537,747	Coca-Cola Field
1932	238,010	Bison Stadium	1969	77,808	War Memorial Stadium	2014	535,275	Coca-Cola Field
1933	245,082	Bison Stadium	1970	9,260	War Memorial Stadium	2015	551,303	Coca-Cola Field
1934	245,439	Bison Stadium	1979	133,418	War Memorial Stadium	2016	562,755	Coca-Cola Field
1935	212,543	Offermann Stadium	1980	130,674	War Memorial Stadium	2017	526,574	Coca-Cola Field
1936	280,586	Offermann Stadium	1981	83,464	War Memorial Stadium	2018	527,988	Coca-Cola Field

Years	Seasons	Stadium(s)	Attendance
1914-15	2	Federal League Park	459,498
1902-13;16-60	59	Olympic Park, Buffalo Baseball Park, Bison Stadium, Offermann Stadium	11,417,389
1961-87	19	War Memorial Stadium (some games played in Niagara Falls at Hyde Park in 1967-69)	3,432,046
1988-2018	31	Pilot Field, North AmeriCare Park, Dunn Tire Park, Coca-Cola Field	22,891,783
<b>Total</b>	<b>111</b>		<b>38,200,716</b>

## ALL-TIME MINOR LEAGUE BASEBALL ATTENDANCE RECORDS

Rank	Club	League	Year	Attendance
1.	Buffalo Bisons	American Association	1991	1,240,951
2.	Buffalo Bisons	American Association	1988	1,186,651
3.	Buffalo Bisons	American Association	1990	1,174,358
4.	Buffalo Bisons	American Association	1992	1,134,488
5.	Buffalo Bisons	American Association	1989	1,132,183
6.	Buffalo Bisons	American Association	1993	1,079,620
7.	Louisville Redbirds	American Association	1983	1,052,438
8.	Buffalo Bisons	American Association	1994	982,493
9.	Buffalo Bisons	American Association	1995	951,080
10.	Sacramento River Cats	Pacific Coast League	2001	901,214

### IL ATTENDANCE RECORDS

Rank	Year	Team	Attendance
1.	1998	Buffalo Bisons	768,749
2.	1993	Ottawa Lynx	693,043
3.	2005	Pawtucket Red Sox	688,421
4.	2000	Louisville Bats	685,863
5.	2014	Charlotte Knights	687,715
6.	1999	Buffalo Bisons	684,051
7.	2000	Buffalo Bisons	678,356
8.	2000	Indianapolis Indians	672,135
9.	2015	Charlotte Knights	669,398
10.	2009	Columbus Clippers	666,797

### SAHLEN FIELD ATTENDANCE RECORDS

Rank	Date	Opponent	Attendance
1.	8/30/02	Rochester Red Wings	21,050
2.	8/7/98	Pawtucket Red Sox	20,546
3.	7/3/98	Scranton Red Barons	20,050
4.	7/3/01	Rochester Red Wings	20,050
5.	7/3/03	Ottawa Lynx	20,050
6.	9/5/99	Rochester Red Wings	19,910
7.	9/5/98	Rochester Red Wings	19,909
8.	7/3/00	Scranton Red Barons	19,729
9.	4/8/99	Ottawa Lynx	19,699
10.	8/28/98	Syracuse SkyChiefs	19,665



# BISONS HISTORY & RECORDS

## BUFFALO BISONS YEAR-BY-YEAR TEAM LEADERS

Year	Average		Home Runs		Runs Batted In		Wins		ERA	
1879	.287	Bill Crowley	1	Clapp/Walker	38	Joe Hornung	37	Jim Galvin	2.28	Jim Galvin
1880	.268	Bill Crowley	1	3 tied at	42	Joe Hornung	20	Jim Galvin	2.71	Jim Galvin
1881	.333	Jack Rowe	6	Dan Brouthers	53	Richardson/White	29	Jim Galvin	2.37	Jim Galvin
1882	.368	Dan Brouthers	8	Dan Brouthers	N/A		28	Jim Galvin	2.99	Hugh Daily
1883	.374	Dan Brouthers	3	Dan Brouthers	N/A		46	Jim Galvin	2.72	Jim Galvin
1884	.347	Jim O'Rourke	14	Dan Brouthers	N/A		46	Jim Galvin	1.99	Jim Galvin
1885	.359	Dan Brouthers	7	Dan Brouthers	60	Dan Brouthers	13	Jim Galvin	4.09	Jim Galvin
1886	.293	Dan Connors	8	John Fields	N/A		27	Mike Walsh	1.58	Mike Walsh
1887	.392	Mickey LeHane	11	Frank Grant	N/A		28	John Fanning	2.35	Mike Walsh
1888	.331	Frank Grant	13	Mickey LeHane	N/A		20	John Fanning	N/A	
1889	.305	John Rainey	6	Mickey LeHane	N/A		13	Jim Whitney	2.50	Will White
1890%	.298	William Hoy	6	Sam Wise	102	Sam Wise	9	Cunningham/Halligan	4.78	Charles Baldwin
1890#	.311	Wiman Andrus	2	Dan Quinn	N/A		3	Bill Schellerman	N/A	
1891	.301	Harry Lyons	5	Ted Scheffler	N/A		34	Les German	N/A	
1892	.316	Doc Kennedy	3	Monte Cross	N/A		21	Bill Schellerman	N/A	
1893	.379	Jacob Drauby	11	Jacob Drauby	N/A		17	Chauncey Fisher	N/A	
1894	.354	Tom Dowse	21	Jacob Drauby	N/A		27	Bill Hoffer	N/A	
1895	.351	John Shearon	9	Bottenus/Clymer	N/A		19	Joe Herndon	N/A	
1896	.352	Sam Wise	7	Sam Wise	N/A		19	Jack Wadsworth	N/A	
1897	.345	Larry Gilboy	8	Greminger/Sullivan	N/A		23	George Gray	1.84	George Gray
1898	.322	Tobias Griffin	5	Greminger/Householder	N/A		21	Brown/Gray	N/A	
1899	.310	Jim Garry	4	Ed Greminger	N/A		16	George Gray	N/A	
1900	.298	Jake Gettman	6	Charles Atherton	N/A		21	Doc Amole	N/A	
1901	.316	George Carey	8	George Carey	N/A		14	Charles Hastings	N/A	
1902	.343	Jake Gettman	10	Billy Milligan	N/A		22	Ferry/Hooker	N/A	
1903	.342	Mattie McIntyre	9	Charles Atherton	N/A		21	Billy Milligan	N/A	
1904	.325	Myron Grimshaw	9	Frank LaPorte	N/A		24	Rube Kisinger	N/A	
1905	.331	Frank LaPorte	8	Frank LaPorte	N/A		20	Rube Kisinger	N/A	
1906	.291	Jake Gettman	7	Jimmy Murray	N/A		23	Brockett/Kisinger	N/A	
1907	.292	George McConnell	7	Natty Nattress	N/A		21	Ralph (Bill) Tozer	N/A	
1908	.293	Jack White	6	Jack White	N/A		19	Rip Vowinkel	N/A	
1909	.280	Jack White	2	Brain/White	N/A		18	Rube Kisinger	N/A	
1910	.274	Noah Henline	5	Mickey Corcoran	N/A		16	Luther Taylor	N/A	
1911	.328	Jimmy Murray	5	Jimmy Murray	N/A		14	Ad Brennan	N/A	
1912	.315	Fred Beck	15	Jimmy Murray	N/A		16	Fred Beebe	N/A	
1913	.317	Hank Gowdy	6	Hanford/Murray	N/A		20	Phifer Fullenweider	N/A	
1914#	.310	Frank Gilhooley	5	Lester Channell	N/A		22	Fred Beebe	N/A	
1914@	.347	Hal Chase	13	Charles Hanford	N/A		20	Russ Ford	1.82	Russ Ford
1915#	.322	Frank Gilhooley	5	Lester Channell	N/A		27	Fred Beebe	N/A	
1915@	.293	Jack Dalton	17	Hal Chase	89	Hal Chase	21	Al Schulz	2.51	Fred Anderson
1916	.329	Lester Channell	6	Lester Channell	N/A		23	King Bader	1.67	Herb Pennock
1917	.293	Merlin Kopp	6	Joe McDonald	N/A		15	Dick McCabe	2.76	Weldon Wyckoff
1918	.352	Lee Strait	2	John Bates	N/A		14	Frank Rose	1.98	Guy Cooper
1919	.342	Lee Strait	7	Lee Strait	N/A		15	Ryan/Thomas	1.43	Ray Jordan
1920	.344	Frank Bruggy	8	McCarren/Sargent	N/A		22	Dick McCabe	2.26	Dick McCabe
1921	.329	Ed Barney	12	Bill McCarren	N/A		18	Ray Gordonier	2.45	Dick McCabe
1922	.321	Art Butler	14	Frank Kane	88	Frank Kane	21	Clarence Fisher	2.87	Clarence Fisher
1923	.350	Billy Kelly	22	Billy Webb*	128	Billy Kelly	16	Mohart/Reddy	3.43	Joe Reddy
1924	.336	Andy Anerson	28	Billy Kelly*	155	Billy Kelly	21	Joe Reddy	4.25	Eurie Proffitt
1925	.356	Jim Walsh*	26	Billy Kelly	125	Billy Kelly	13	Fisher/Proffitt	4.50	Roy Auer
1926	.388	Jim Walsh*	44	Billy Kelly	151	Billy Kelly*	15	Fisher/Proffitt	3.82	Walt Leverenz
1927	.375	Albert Tyson	31	Del Bissonette	167	Del Bissonette*	21	Leo Mangum	2.85	Jack Hollingsworth
1928	.335	George Fisher	22	Al Moore	115	Al Moore	21	Curly Ogden	2.82	Art Mills
1929	.378	Bill Mullen	36	George Fisher	124	George Fisher	16	Jim Faulkner	3.48	Joe Bonnelly
1930	.386	Russ Wrightstone	20	Ralph Shinnors	131	Herb Thomas	13	Fred Fussell	4.19	Dave Danforth
1931	.321	Ollie Tucker	27	Ollie Tucker	116	Ollie Tucker	13	John Michaels	4.40	John Michaels
1932	.372	Eugene Hargrave	36	Ollie Carnegie	140	Ollie Carnegie	17	Hank Brewer	3.57	Joe Bartulis
1933	.337	Greg Mulleavy	29	Ollie Carnegie	123	Ollie Carnegie	15	Gallivan/Wilson	3.70	Fred Fussell
1934	.345	Les Mallon	31	Ollie Carnegie	136	Ollie Carnegie	18	Fabian Kowalik	3.94	Frank Pearce
1935	.328	Ray Fitzgerald	37	Ollie Carnegie	153	Ollie Carnegie	19	Bill Harris	3.76	Bill Harris
1936	.359	John Dickshot	23	Frank McGowan	112	John Dickshot	15	Bill Harris	3.78	John Wilson
1937	.315	Ed Phillips	21	Ollie Carnegie	97	Ollie Carnegie	16	Harris/Sewell	3.31	Truett Sewell
1938	.331	Joe Martin	45	Ollie Carnegie*	136	Ollie Carnegie*	15	Ash/Kowalik	2.98	Art Jacobs
1939	.331	Lou Boudreau	29	Ollie Carnegie*	112	Ollie Carnegie*	16	Al Smith	2.94	Clay Smith
1940	.324	Clyde McCullough	27	Clyde McCullough	89	Clyde McCullough	16	Hal White	2.43	Hal White*
1941	.322	Bob Patrick	21	Mickey Rocco	79	Mickey Rocco	26	Fred Hutchinson*	2.44	Fred Hutchinson
1942	.309	John Welaj	23	Mickey Rocco	89	Dutch Meyer	17	Andy Sierra	3.50	Andy Sierra
1943	.290	Norm DeWeese	18	Ed Kobesky*	88	Ed Kobesky	20	Rufus Gentry	2.65	Rufus Gentry

# BISONS HISTORY & RECORDS

## BUFFALO BISONS YEAR-BY-YEAR TEAM LEADERS

Year	Average	Home Runs	Runs Batted In	Wins	ERA	
1944	.340	Mayo Smith*	26 Ed Kobesky*	129 Ed Kobesky	18 Walter Wilson	3.43 Mike Roscoe
1945	.313	John McHale	23 Ed Boland	111 Ed Boland	15 Henry Oana	4.04 Lloyd Brown
1946	.310	Floyd Yount	25 John McHale	94 John McHale	16 Art Houtteman	3.66 Pete Appleton
1947	.315	Coaker Triplett	22 Laabs/Moore	80 Earl Rapp	14 Billy Pierce	3.42 Ted Gray
1948	.353	Coaker Triplett*	30 John Groth	97 John Groth	14 Clem Hausmann	3.92 Hausmann/Rogovin
1949	.322	Coaker Triplett	25 Gene Markland	113 Ray Coleman	19 Bob Hooper*	3.65 Saul Rogovin
1950	.337	Coaker Triplett	18 Hank Biasseti	69 Fred Hancock	10 Ernie Silverman	4.13 Lynn Lovenguth
1951	.316	Archie Wilson	28 Archie Wilson	112 Archie Wilson*	16 Rudy Minarcin	2.92 Moe Savransky
1952	.344	Frank Carswell*	30 Frank Carswell*	101 Frank Carswell*	12 3 tied at	3.46 Milt Jordan
1953	.323	Frank Carswell	36 Jack Wallaesa	111 Jack Wallaesa	17 Frank Lary	2.66 Earl Harrist
1954	.318	Frank Carswell	25 Ron Northey	87 Frank Carswell	15 Frank Lary	3.39 Frank Lary
1955	.295	Chick King	17 Steve Demeter	79 Steve Demeter	12 Ben Flowers	2.24 Ben Flowers
1956	.311	Joe Caffie	35 Luke Easter*	106 Luke Easter*	13 Karl Drews	3.67 Larry Donovan
1957	.330	Joe Caffie*	40 Luke Easter*	128 Luke Easter*	18 Walt Craddock	3.00 Glenn Cox
1958	.307	Luke Easter	38 Luke Easter	109 Luke Easter	16 Glenn Cox	2.48 Freddie Rodriguez
1959	.329	Frank Herrera*	37 Frank Herrera*	128 Frank Herrera*	13 Ken Lehman	3.16 Short/Surkont
1960	.292	Don Landrum	18 Davis/Landrum	75 Don Landrum	13 Ken Lehman	3.24 Warren Hacker
1961	.325	Ted Savage	24 3 tied at	97 Felix Torres	11 Birrer/Seward	3.22 Max Surkont
1962	.295	Frank Herrera	32 Frank Herrera*	108 Frank Herrera*	10 Locke/Ricketts	2.85 Dick Ricketts
1963	.320	Joe Hicks	19 Joe Christopher	67 Elijah Green	11 Dick Ricketts	3.62 Ray Daviault
1964	.307	Dick A. Smith	35 Leon Carmel	99 Leon Carmel	12 Craig Anderson	2.96 Craig Anderson
1965	.269	Cleon Jones	18 Bill Haas	52 Wayne Graham	8 3 tied at	3.28 Don Rowe
1966	.310	Lee May	19 Len Boehmer	78 Lee May	12 Jim Duffalo	2.53 Darrell Osteen
1967	.278	Cal Emery	23 John Bench	68 John Bench	12 Ernie Broglio	1.83 Jack Baldschun
1968	.293	Bob Chance	31 Brant Alyea	84 Bob Chance	12 Steve Jones	2.34 Casey Cox
1969	.325	Dick Smith	15 Gene Martini	55 Gene Martin	11 Dukes/Woodson	3.32 Jan Dukes
1970	.294	Charles Day	23 Dave McDonald	64 Dave McDonald	12 Ernie McAnally	3.05 Paul Knechtges
1979	.323	Lu Salazar	41 Rick Lancellotti*	107 Rick Lancellotti*	9 Jim Smith	3.42 Bob Long
1980	.346	Junior Ortiz*	24 Hediberto Vargas	93 Alfredo Torres	13 Dave Dravecky	3.35 Dave Dravecky
1981	.285	Carlos Rios	28 Doug Frobels	84 Hediberto Vargas	12 Jose DeLeon	3.11 Jose DeLeon
1982	.299	Ron Wotus	26 Alfredo Torres	97 Alfredo Torres	10 Tim Wheeler	2.82 Craig Pippin
1983	.338	Dave Gallagher*	28 Shanie Dugas	105 Jim Wilson*	13 Farr/Fuson	1.61 Steve Farr*
1984	.314	Jim Moronko	19 Tim Glass	95 Jim Moronko	14 Jose Roman	3.35 Rich Thompson
1985	.298	Steve Christmas	17 Joe DeSa	66 DeSa/Ryal	13 Bill Long	3.01 Steve Fireovid
1986	.303	Daryl Boston	17 Joe DeSa	83 Joe DeSa	14 Pete Filson	2.27 Pete Filson*
1987	.340	Dave Clark	30 Dave Clark	92 Rod Allen	11 Bryan Oelkers	5.83 John Farrell
1988	.263	Benny Distefano	19 Benny Distefano	63 Benny Distefano	15 Dave Johnson	2.14 Dorn Taylor*
1989	.304	Albert Hall^	10 Jay Bell	54 Jay Bell	12 Madden/Patterson	2.58 Dorn Taylor
1990	.334	Mark Ryal*	10 Armando Moreno	55 Orlando Merced	14 Dorn Taylor	2.91 Dorn Taylor
1991	.312	Cecil Espy	9 Keith Miller	68 Keith Miller	14 Rick Reed*	2.15 Rick Reed
1992	.314	Kevin Young	21 Brian Dorsett	102 Brian Dorsett	11 Victor Cole	3.06 Tim Wakefield
1993	.320	Russ Morman	22 Russ Morman	77 Russ Morman	15 Roy Smith	4.13 Roy Smith
1994	.282	Greg Tubbs	15 Rich Aude	79 Rich Aude	5 3 tied at	3.11 Rich Robertson
1995	.310	Brian Giles	19 Jeromy Burnitz	85 Jeromy Burnitz*	17 Joe Roa*	3.50 Joe Roa
1996	.311	Casey Candaele	30 Nigel Wilson	95 Nigel Wilson	11 Anderson/Roa	3.27 Joe Roa
1997	.312	Trinidad Hubbard	31 Richie Sexson*	88 Richie Sexson	9 Roland de la Maza	2.90 Roland de la Maza
1998	.326	Torey Lovullo	34 Alex Ramirez	103 Alex Ramirez	14 Jason Jacome	3.26 Jason Jacome
1999	.295	Bill Selby	30 Russell Branyan	85 Bill Selby	11 Jim Brower	3.82 Paul Wagner
2000	.292	David Roberts	21 3 people at	86 Bill Selby	8 Willie Martinez	4.46 Willie Martinez
2001	.290	Anthony Medrano	31 Karim Garcia	85 Karim Garcia	12 Mike Bacsik	3.26 Mike Bacsik
2002	.318	Chris Coste	19 Earl Snyder	67 Chris Coste	10 Jason Beverlin	3.87 Jason Beverlin
2003	.290	Greg LaRocca	24 Alex Escobar	78 Alex Escobar	10 Phillips/Stanford	3.43 Jason Stanfrod
2004	.326	Jhonny Peralta	27 Ernie Young	100 Ernie Young	10 Cressend/Denney	3.64 Kenny Rayborn
2005	.303	Ryan Garko	20 Abad/Young	85 Andy Abad	12 Jeremy Guthrie	4.16 Steve Watkins
2006	.278	Francisco/Gutierrez	22 Jason Dubois	87 Jason Dubois	9 3 tied at	3.14 Jeremy Guthrie
2007	.318	Ben Francisco*	16 Marte/Mulhern	76 Ryan Mulhern	9 Laffey/Smith	4.25 Sean Smith
2008	.281	Jordan Brown	14 Todd Linden	61 Brad Snyder	8 John Halama	4.60 John Halama
2009	.311	Jesus Feliciano	10 Nick Evans	53 Mike Lamb	7 Figueroa/Stoner	2.25 Nelson Figueroa^
2010	.264	Russ Adams	18 Mike Hessman	58 Adams/Hessman	13 Dillon Gee	3.23 Pat Misch
2011	.294	Luis Figueroa	21 Valentino Pascucci	91 Valentino Pascucci	8 Misch/Schwinden	3.95 Chris Schwinden
2012	.294	Fred Lewis	17 Valentino Pascucci	62 Valentino Pascucci	9 Jeury's Familia	4.63 Garrett Olson
2013	.285	L. Jimenez/Negrych	29 Mauro Gomez*	73 Gomez/L. Jimenez	8 3 tied at	4.47 Justin Germano
2014	.323	Kevin Pillar	18 Dan Johnson	59 Kevin Pillar	8 Liam Hendriks	2.33 Liam Hendriks^
2015	.338	Matt Hague*	11 Matt Hague	92 Matt Hague	11 Scott Copeland	2.58 Randy Wolf
2016	.317	Jesus Montero	18 Matt Dominguez	67 Matt Dominguez	9 Scott Diamond	4.50 Scott Diamond
2017	.291	Roemon Fields	12 Lopez/Ohlman	60 Jason Leblebajian	9 T.J. House	4.12 Brett Oberholtzer
2018	.277	Tim Lopes	13 Rowdy Tellez	58 Danny Jansen	7 Sean Reid-Foley	0.78 Jake Petricka^

\*known League-Leading total / # -International League, % -Players League, @ -Federal League

Prior to 1985, averages are a minimum of 75 games played (position players) and 20 games pitched (pitchers)(exceptions 1879, 1881, 1918)

^Bisons did not have a player with league qualifying average/ERA

# BISONS HISTORY & RECORDS

## MODERN ERA CAREER HITTING LEADERS (SINCE 1985)

### GAMES PLAYED

Player	Seasons	No.
Jason Cooper	(04,05,06,07,08,09)	436
Tom Prince	(88,89,90,91,92)	400
Bill Selby	(98,99,00,02)	370
Greg Tubbs	(91,92,94)	364
Brandon Phillips	(02,03,04,05)	345
Jesus Feliciano	(09,10,11)	340
Valentino Pascucci	(10,11,12)	325
Torey Lovullo	(95,97,98)	321
Alex Ramirez	(97,98,99)	315
Carlos Garcia	(90,91,92)	303

### BATTING AVERAGE (500 AB MIN)

Player	Seasons	Avg.
Matt Hague	(14,15)	.342
Dave Clark	(87,92)	.327
Kevin Pillar	(13,14)	.315
Brian Giles	(95,96,98)	.308
Chris Coste	(00,01,02)	.307
Jhonny Peralta	(03,04)	.305
Jesus Feliciano	(09,10,11)	.304
Kevin Young	(91,92,94)	.301
Jolbert Cabrera	(98,99,00,02)	.301
Enrique Wilson	(96,97,98)	.300

### BASE HITS

Player	Seasons	No.
Bill Selby	(98,99,00,02)	378
Jesus Feliciano	(09,10,11)	371
Greg Tubbs	(91,92,94)	370
Alex Ramirez	(97,98,99)	368
Brandon Phillips	(02,03,04,05)	367
Jason Cooper	(04,05,06,07,08,09)	342
Greg LaRocca	(01,02,03)	324
David Roberts	(98,99,00,01)	305
Carlos Garcia	(91,92,93)	304
Torey Lovullo	(95,97,98)	301

### DOUBLES

Player	Seasons	No.
Bill Selby	(98,99,00,02)	90
Jason Cooper	(04,05,06,07,08,09)	85
Brandon Phillips	(02,03,04,05)	79
Greg LaRocca	(01,02,03)	73
Ben Francisco	(05,06,07,08)	63
John Wehner	(91,92,93,94)	63
Tom Prince	(88,89,90,91,92)	62
Jesus Feliciano	(09,10,11)	60
Alex Ramirez	(97,98,99)	60
Greg Tubbs	(91,92,94)	60

### TRIPLES

Player	Seasons	No.
Jason Cooper	(04,05,06,07,08,09)	20
Joe Inglett	(05,06,07)	20
Greg Tubbs	(91,92,94)	19
Steve Carter	(89,90)	18
Alex Ramirez	(97,98,99)	18
David Roberts	(98,99,00,01)	17
Zach Sorensen	(00,01,02,03,04)	16
Carlos Garcia	(91,92,93)	15
Al Martin	(92)	15
Mark Budzinski (99,00,01)/Brian Giles (95,96,98)		14

### HOME RUNS

Player	Seasons	No.
Jeff Manto	(97,98,99,00)	79
Russell Branyan	(99,00,04,07)	76
Bill Selby	(98,99,00,02)	60
Alex Ramirez	(97,98,99)	57
Valentino Pascucci	(10,11,12)	55
Richie Sexson	(97,98)	52
Jason Cooper	(04,05,06,07,08,09)	49
Ernie Young	(04,05)	47
Torey Lovullo	(95,97,98)	45
Russ Morman (85,86,93)/Tom Prince (88,89,90,91,92)		42

### RUNS BATTED IN

Player	Seasons	No.
Bill Selby	(98,99,00,02)	245
Jason Cooper	(04,05,06,07,08,09)	226
Jeff Manto	(97,98,99,00)	207
Russell Branyan	(99,00,04,07)	202
Alex Ramirez	(97,98,99)	197
Valentino Pascucci	(10,11,12)	191
Tom Prince	(88,89,90,91,92)	179
Ernie Young	(04,05)	178
Torey Lovullo	(95,97,98)	166
Richie Sexson	(97,98)	162

### RUNS SCORED

Player	Seasons	No.
Bill Selby	(98,99,00,02)	217
Jason Cooper	(04,05,06,07,08,09)	209
Brandon Phillips	(02,03,04,05)	206
Alex Ramirez	(97,98,99)	203
Greg Tubbs	(91,92,94)	198
David Roberts	(98,99,00,01)	194
Torey Lovullo	(95,97,98)	190
Jolbert Cabrera	(98,99,00,02)	172
Greg LaRocca	(01,02,03)	172
Jeff Manto	(97,98,99,00)	169

### STOLEN BASES

Player	Seasons	No.
David Roberts	(98,99,00,01)	97
Roemon Fields	(15,17,18)	70
Greg Tubbs	(91,92,94)	67
Carlos Garcia	(91,92,93)	58
John Wehner	(91,92,93,94)	54
Daryl Boston	(85,86)	53
Jolbert Cabrera	(98,99,00,02)	51
Ben Francisco	(05,06,07,08)	51
Damian Jackson	(96,97)	44
John Cangelosi (85,88,90)/Anthony Gose (13,14)		43

### SLUGGING PERCENTAGE (500 AB MIN)

Player	Seasons	Pct.
Dave Clark	(87,92)	.594
Jeff Manto	(97,98,99,00)	.579
Richie Sexson	(97,98)	.536
Brian Giles	(95,96,98)	.534
Russell Branyan	(99,00,04,07)	.533
Russ Morman	(85,86,93)	.521
Karim Garcia	(01,02,03)	.517
Alex Ramirez	(97,98,99)	.511
Ernie Young	(04,05)	.511
Kevin Pillar	(13,14)	.503

# BISONS HISTORY & RECORDS

## ALL-TIME CAREER HITTING LEADERS

### GAMES PLAYED

<u>Player</u>	<u>No.</u>
Ollie Carnegie	1,273
Greg Mulleavy	1,107
Jack White	1,106
Bill Kelly	931
Nattie Nattress	820
Jake Gettman	795
Jim Murray	731
Marve Olson	724
Ollie Tucker	723
Mayo Smith	711

### HOME RUNS

<u>Player</u>	<u>No.</u>
Ollie Carnegie	258
Bill Kelly	149
Luke Easter	114
Ollie Tucker	108
Jeff Manto	79
Frank Carswell	78
Russell Branyan	76
Andy Anderson	73
Eddie Boland	72
Frank, Herrera, Coaker Triplett	69

### BASE HITS

<u>Player</u>	<u>No.</u>
Ollie Carnegie	1,362
Greg Mulleavy	1,198
Bill Kelly	1,082
Jack White	1,050
Jake Gelman	1,017
Ollie Tucker	819
Nattie Nattress	818
Jack Rowe	791
Jimmy Murray	779
Hardy Richardson	772

### RUNS BATTED IN

<u>Player</u>	<u>No.</u>
Ollie Carnegie	1,044
Bill Kelly	711
Ollie Tucker	504
Greg Mulleavy	482
Coaker Triplett	359
Luke Easter	353
Eddie Boland	351
Andy Anderson	347
Frank Carswell	342
Al Moore	329

### DOUBLES

<u>Player</u>	<u>No.</u>
Ollie Carnegie	249
Greg Mulleavy	249
Bill Kelly	208
Ollie Tucker	176
Jake Gettman	165
Hardy Richardson	154
Nattie Nattress	136
Heinie Mueller	131
Cecil Dye	130
Frank Carswell	125

### TRIPLES

<u>Player</u>	<u>No.</u>
Jim Murray *	88
Jake Gettman	64
Hardy Richardson	62
Jack Rowe **	51
Bill Kelly	49
Cecil Dye	45
Al Moore	42
Greg Mulleavy	42
Jack White ***	40

### STOLEN BASES

<u>Player</u>	<u>No.</u>
Nattie Nattress	218
Frank Gilhooley	215
Jake Gettman	190
Jim Murray*	152
Eddie Miller**	137
Jack White***	135
Merlin Kopp	116
Ray Dowd	113
Ed Barney	106

\* Includes part of 1905 season with New Jersey

\*\* 1892-93 Not available.

\*\*\* 1898-99 Not available.

\*1905 Not Available

\*\* Includes part of the 1924 season with New Jersey

\*\*\* 1898-99 Not Available.

# BISONS HISTORY & RECORDS

## MODERN ERA SINGLE-SEASON HITTING RECORDS (SINCE 1985)

### QUALIFYING BATTING AVERAGE

Player	Season	Avg.
Dave Clark	1987	.340
Matt Hague	2015	.338
Mark Ryal	1990	.334
Torey Lovullo	1998	.326
Jhonny Peralta	2004	.326
Kevin Pillar	2014	.323
Russ Morman	1993	.320
Ben Francisco	2007	.318
Chris Coste	2002	.318
Jolbert Cabrera	1998	.318

### HOME RUNS

Player	Season	No.
Alex Ramirez	1998	34
Karim Garcia	2001	31
Phil Hiatt	1998	31
Richie Sexson	1997	31
Russell Branyan	1999	30
Dave Clark	1987	30
Nigel Wilson	1996	30
Mauro Gomez	2013	29
Ernie Young	2004	27
Russell Branyan	2004	25

### BASE HITS

Player	Season	No.
Jhonny Peralta	2004	181
Matt Hague	2015	177
Brandon Phillips	2004	158
Jolbert Cabrera	1998	157
Alex Ramirez	1998	156
Jesus Montero	2016	155
Jesus Feliciano	2009	154
Kevin Young	1992	154
Chris Coste	2002	152
Don Sparks	1996	151

### RUNS BATTED IN

Player	Season	No.
Alex Ramirez	1998	103
Brian Dorsett	1992	102
Ernie Young	2004	100
Nigel Wilson	1996	95
Rod Allen	1987	92
Matt Hague	2015	92
Valentino Pascucci	2011	91
Richie Sexson	1997	88
Jason Dubois	2006	87
Jhonny Peralta (2004)/Bill Selby (2000)		86

### DOUBLES

Player	Season	No.
Jhonny Peralta	2004	44
Kevin Pillar	2014	39
Rich Aude	1994	38
Don Lovell	1987	36
Ryan Mulhern	2007	36
Brian Dorsett	1992	35
Mike Kinkade	2005	35
Russ Morman (1993)/ Brandon Phillips (2004)		
Bill Ripken (1995)/Mark Ryal (1990)		34

### RUNS SCORED

Player	Season	No.
Jhonny Peralta	2004	109
Jolbert Cabrera	1998	94
Alex Ramirez	1998	94
David Roberts	2000	93
Kevin Young	1992	91
Eddie Williams	1987	90
Nigel Wilson	1996	88
Rod Allen	1987	85
Al Martin	1987	85
Mike Kinkade (2005), Torey Lovullo (1995)		84

### TRIPLES

Player	Season	No.
Al Martin	1992	15
Steve Carter	1990	12
Zach Sorensen	2002	12
Greg Tubbs	1991	11
Cecil Espy	1991	10
David Roberts	1999	10
Carlos Garcia	1992	9
Joe Inglett	2005	9
Joe Inglett	2007	9
Bernie Tatis	1988	9

### STOLEN BASES

Player	Season	No.
Roemon Fields	2107	43
Tony Womack	1994	41
David Roberts	1999	39
David Roberts	2000	39
Daryl Boston	1986	38
Otis Nixon	1987	36
Greg Tubbs	1991	34
Albert Hall	1989	31
Carlos Garcia	1991	30
Rodney Craig (1986)/Mike McCoy (2013)		29

### QUALIFYING ON-BASE PERCENTAGE

Player	Season	Pct.
Matt Hague	2015	.416
Torey Lovullo	1998	.413
Dave Clark	1987	.413
Jolbert Cabrera	1998	.412
Kevin Young	1992	.406
Greg LaRocca	2002	.402
Trinidad Hubbard	1997	.401
Brian Giles	1995	.395
Joe Redfield	1991	.392
Ernie Young	2005	.392

### QUALIFYING SLUGGING PERCENTAGE

Player	Season	Pct.
Dave Clark	1987	.621
Russ Morman	1993	.575
Alex Ramirez	1998	.566
Nigel Wilson	1996	.558
Torey Lovullo	1998	.558
Al Martin	1992	.557
Ernie Young	2004	.551
Richie Sexson	1998	.544
Richie Sexson	1997	.530
Bill Selby	2000	.526

# BISONS HISTORY & RECORDS

## ALL-TIME SINGLE-SEASON HITTING RECORDS

### BATTING AVERAGE

Player	Season	Avg.
Mickey Lehane	1887	#.392
Jim Walsh	1926	.388
Jake Drauby	1893	.379
Dan Brouthers	1883	.374
Dan Brouthers	1882	.368
Frank Grant	1887	#.366
Del Bissonette	1927	.365
John Dickshot	1936	.359
Dan Brouthers	1885	.359
Frank McGowan (1936), Jim Walsh (1925)		.356

### HOME RUNS

Player	Season	No.
Ollie Carnegie	1938	45
Bill Kelly	1926	44
Rick Lancelloti	1979	41
Luke Easter	1957	40
Luke Easter	1958	38
Ollie Carnegie	1935	37
Frank Herrera	1959	37
George Fisher	1929	36
Jack Wallaesa	1953	36
Luke Easter (1956), Duke Carmel (1964)		35

### BASE HITS

Player	Season	No.
Del Bissonette	1927	229
Vernon Spencer	1925	227
Al Moore	1930	221
Al Moore	1929	218
Bill Kelly	1923	217
Fresco Thompson	1926	217
Al Moore	1928	215
Greg Mulleavy	1933	206
Elbie Fletcher	1936	206
Bill Kelly (1924), Jim Walsh (1926)		204

### RUNS BATTED IN

Player	Season	No.
Del Bissonette	1927	167
Bill Kelly	1924	155
Ollie Carnegie	1935	153
Bill Kelly	1926	151
Ollie Carnegie	1932	140
Ollie Carnegie	1934	136
Ollie Carnegie	1938	136
Ed Kobesky	1944	129
Bill Kelly	1923	128
Luke Easter (1957), Frank Herrera (1959)		128

### DOUBLES

Player	Season	No.
Ollie Tucker	1932	52
Bill Kelly	1923	49
Bob DelGreco	1959	48
Del Bissonette	1927	46
Frank McGowan	1936	45
Elbie Fletcher	1936	44
Jhonny Peralta	2004	44
Andy Anderson	1924	43
Cecil Dye	1924	43
Vernon Spencer (1925), Jim Walsh (1926)		43

### TRIPLES

Player	Season	No.
Del Bissonette	1927	20
Frank Kane	1921	17
Al Moore	1929	16
John Groth	1948	16
Len Koenecke	1933	15
John Dickshot	1936	15
Al Martin	1992	15
Frank Kane	1922	14
Heinie Mueller	1930	14

### STOLEN BASES

Player	Season	No.
Dwight Taylor	1983	95
Don Carter	1984	72
Ray Dowd	1920	59
Frank Gilhooley	1921	55
Ray Dowd	1921	54
Frank Gilhooley	1920	45
Eddie Miller	1920	45
Walter Keating	1920	43
Roemon Fields	2017	43
Lee Strait	1920	42

\*\* Records are 1920 to date  
# Walks counted as hits

# BISONS HISTORY & RECORDS

## MODERN ERA CAREER PITCHING LEADERS (SINCE 1985)

### GAMES PITCHED

Player	Seasons	No.
Bobby Korecky	(13,14,15,16)	138
Fernando Cabrera	(04,05,06,12)	136
Ryan Tepera	(14,15,16)	109
Scott Medvin	(88,89,90)	106
Justin Hampson	(11,12)	103
Danny Graves	(95,96,97,06)	98
Darryl Scott	(96,97)	98
Blas Minor	(90,91,92,94)	97
John Stilson	(13,14,16,17)	93
Mike Roesler	(90,91,92)	92

### EARNED RUN AVERAGE (125.0 IP MIN)

Player	Seasons	ERA
Scott Medvin	(88,89,90)	2.21
Pete Filson	(86)	2.27
Jeremy Sowers	(05,06,07,08)	2.56
Randy Wolf	(15)	2.58
Dorn Taylor	(88,89,90)	2.59
Ryan Tepera	(14,15,16)	2.70
Roger Mason	(90,91)	2.70
Chris Haney	(99,00)	2.74
Rick Reed	(88,89,90,91)	2.75
John Stilson	(13,14,16,17)	2.75

### WINS

Player	Seasons	No.
Rick Reed	(88,89,90,91)	35
Dorn Taylor	(88,89,90)	34
Joe Roa	(95,96)	28
Jeremy Guthrie	(03,04,05,06)	26
Jason Stanford	(01,02,03,04,05,06,07,08)	26
Tim Drew	(00,01,02)	23
Bill Long	(85,86)	22
Jim Brower	(99,00)	20
John Farrell	(87,95,96)	20
Pat Misch	(09,10,11)	20

### WINNING PERCENTAGE (20 DEC MIN)

Player	Seasons	Pct.
Jason Jacome	(97,98)	.850 (17-3)
Brian Anderson	(96,97)	.750 (18-6)
Aaron Laffey	(07,08)	.750 (15-5)
Jason Phillips	(01,02,03)	.731 (19-7)
Joe Roa	(95,96)	.718 (28-11)
Bob Patterson	(88,89)	.700 (14-6)
Jeremy Sowers	(05,06,07,08)	.667 (18-9)
Rick Reed	(88,89,90,91)	.660 (35-18)
Randy Kramer	(88,89,90)	.654 (17-9)
Kyle Denney	(03,04,05)	.650 (13-7)

### SAVES

Player	Seasons	No.
Fernando Cabrera	(04,05,06,12)	30
Bobby Korecky	(13,14,15)	29
Blas Minor	(90,91,92,94)	29
Chris Nichting	(98,00)	29
Jake Robbins	(04,05)	27
Tony Menendez	(85,93)	24
David Riske	(99,00,01,02)	24
Scott Medvin	(88,89,90)	23
Edward Mujica	(06,07,08)	23
Ryan Tepera	(14,15,16)	23

### STRIKEOUTS

Player	Seasons	No.
Jason Stanford	(01,02,03,04,05,06,07,08)	305
Rick Reed	(88,89,90,91)	290
Dorn Taylor	(88,89,90)	281
Jeremy Guthrie	(03,04,05,06)	260
Fernando Cabrera	(04,05,06,12)	233
Chris Schwinden	(11,12)	226
Dillon Gee	(09,10,11)	215
Pat Misch	(09,10,11)	214
Brian Slocum	(06,07,08)	200
Mike York	(89,90,91,92)	200

### INNINGS PITCHED

Player	Seasons	No.
Dorn Taylor	(88,89,90)	504.2
Rick Reed	(88,89,90,91)	461.1
Jason Stanford	(01,02,03,04,05,06,07,08)	408.2
Jeremy Guthrie	(03,04,05,06)	375.2
John Farrell	(87,95,96)	367.1
Joe Roa	(95,96)	330.0
Pat Misch	(09,10,11)	317.2
Tim Wakefield	(91,92,94)	315.2
Tim Drew	(00,01,02)	299.1
Bill Long	(85,86)	297.1

### COMPLETE GAMES

Player	Seasons	No.
Dorn Taylor	(88,89,90)	16
Rick Reed	(88,89,90,91)	13
Bill Long	(85,86)	12
Bruce Tanner	(85,86)	10
Tim Wakefield	(91,92,94)	10
Dave Johnson	(88)	9
Joe Roa	(95,96)	8
Bryan Clark	(86)	6
Randy Kramer	(88,89,90)	6
Vicente Palacios	(88,89,90,91)	6

### LOSSES

Player	Seasons	No.
Jeremy Guthrie	(03,04,05,06)	26
Dorn Taylor	(88,89,90)	22
John Farrell	(87,95,96)	21
Dylan Owen	(10,11,12)	20
Tim Wakefield	(91,92,94)	19
Tim Drew	(00,01,02)	18
Rick Reed	(88,89,90,91)	18
Rich Robertson	(93,94)	18
Tobi Stoner	(09,10)	17
Bruce Tanner	(85,86)	17

### WALKS

Player	Seasons	Pct.
Tim Wakefield	(91,92,94)	150
Dorn Taylor	(88,89,90)	146
Mike York	(89,90,91,92)	146
Jeremy Guthrie	(03,04,05,06)	145
John Farrell	(87,95,96)	132
Morris Madden	(88,89)	128
Jason Stanford	(01,02,03,04,05,06,07,08)	123
Victor Cole	(91,92,93)	105
Ricky Romero	(13,14)	105
Dylan Owen	(10,11,12)	100

# BISONS HISTORY & RECORDS

## MODERN ERA SINGLE-SEASON PITCHING RECORDS (SINCE 1985)

### GAMES PITCHED

Player	Season	No.
Fernando Cabrera	2012	57
Rich Batchelor	1998	57
Mike Dalton	1992	56
Travis Willis	1994	56
Bobby Korecky	2014	55
Rich Rundles	2008	55
Scott Medvin	1989	54
Tony Menendez	1993	54
Dale Thayer	2011	54
Joe Ausanio	1992	53

### WINS

Player	Season	No.
Joe Roa	1995	17
Dave Johnson	1988	15
Roy Smith	1993	15
Pete Filson	1986	14
Jason Jacome	1998	14
Rick Reed	1991	14
Dorn Taylor	1990	14
Eric Bell (1995) /Dill Gee (2010)/ Bill Long (1985)/Vicente Palacios (1990)		13

### SAVES

Player	Season	No.
Chris Nichting	2000	26
Tony Menendez	1993	24
Jake Robbins	2005	23
Rich Batchelor	1998	22
Fernando Cabrera	2012	22
Bobby Korecky	2014	22
Dale Thayer	2011	21
Rich DeLucia	1999	19
Danny Graves (1996)/Blas Minor (1992)/Chad Paronto (2003) Roy Smith (2001), Ryan Tepera (2016)		18

### INNINGS PITCHED

Player	Season	No.
Randy Kramer	1988	198.1
Dorn Taylor	1990	195.0
Dave Johnson	1988	192.1
John Farrell	1995	184.1
Vincente Palacios	1990	183.2
Bob Patterson	1989	177.1
Tim Wakefield	1994	175.2
Dorn Taylor	1989	170.2
Rick Reed	1991	167.2
Roy Smith	1993	167.2

### LOSSES

Player	Seasons	No.
Scott Diamond	2016	15
Tim Wakefield	1994	15
Mike Murphy	1987	14
Luis Santos	2017	12
Jake Dittler	2006	12
John Farrell	1987	12
Dave Johnson	1988	12
6 tied at		11

### QUALIFYING EARNED RUN AVERAGE

Player	Season	ERA
Dorn Taylor	1988	2.14
Rick Reed	1991	2.15
Pete Filson	1986	2.27
Dorn Taylor	1989	2.58
Randy Wolf	2015	2.58
Roland de la Maza	1997	2.90
Steve Fireovid	1991	2.90
Dorn Taylor	1990	2.91
Scott Copeland	2015	2.95
Steve Fireovid	1985	3.01

### WINNING PERCENTAGE (10 DEC MIN)

Player	Season	Pct.
Jack Cressend	2004	.909 (10-1)
Jason Phillips	2003	.909 (10-1)
Jeremy Sowers	2006	.900 (9-1)
Jason Jacome	1998	.875 (14-2)
Joe Roa	1995	.850 (17-3)
Albie Lopez	1996	.833 (10-2)
Pete Filson	1986	.824 (14-3)
Steve Watkins	2005	.818 (9-2)
Randy Wolf	2015	.818 (9-2)
Jimmy Williams (1996)/Jerry Don Gleaton (1985)/Kenny Rayborn (2004)		.800

### STRIKEOUTS

Player	Seasons	No.
Dillon Gee	2010	165
Vicente Palacios	1990	137
Chris Schwinden	2011	134
Mike York	1990	130
Jeurys Familia	2012	128
Randy Kramer	1988	120
Kyle Denney	2004	113
Matt Harvey	2012	112
Dorn Taylor	1990	112
Drew Hutchison	2016	110

### COMPLETE GAMES

Player	Seasons	No.
Dave Johnson	1988	9
Bill Long	1985	7
Bryan Clark	1986	6
Randy Kramer	1988	6
Bruce Tanner	1986	6
Dorn Taylor	1988	6
Tim Wakefield	1992	6
8 tied at		5

### WALKS

Player	Seasons	No.
Tim Wakefield	1994	98
Bryan Oelkers	1987	96
Mike York	1990	78
Jeurys Familia	2012	73
Mike Murphy	1987	69
Mike Matthews	1998	68
Willie Martinez	2000	67
Cliff Speck	1985	67
Morris Madden	1988	65
John Farrell	1987	64



# BISONS HISTORY & RECORDS

## MODERN ERA PLAYOFF HITTING LEADERS (SINCE 1985)

GAMES PLAYED		AVERAGE (25 AB MIN)		GAMES PLAYED	
Player	No.	Player	Avg.	Player	No.
Torey Lovullo (95,97,98)	29	Bill Selby (98)	.412	Torey Lovullo (95,97,98)	35
Brandon Phillips (02,04,05)	20	Chad Allen (02)	.360	Zach Sorensen (00,01,02)	21
Jeff Manto (98,00)	16	Jeff Manto (98,00)	.345	Jeff Manto (98,00)	20
Zach Sorensen (00,01,02)	15	Sean Casey (97)	.344	Brandon Phillips (02,04,05)	20
Dusty Wathan (04,05)	14	Brent Abernathy (04)	.343	Jolbert Cabrera (98)	15
Ernie Young (04,05)	14	Grady Sizemore (04)	.333	Bill Selby (98)	14
Bruce Aven (96,97)	13	Torey Lovullo (95,97,98)	.333	Dusty Wathan (04,05)	14
5 tied at	12	Jolbert Cabrera (98)	.326	Casey Candaele (95,97)	14
		Chris Coste (01,02)	.325	3 tied at	13
		Peralta(04)/Tubbs(91,92)	.324		

DOUBLES		TRIPLES		HOME RUNS	
Player	No.	Player	No.	Player	No.
Torey Lovullo (95,97,98)	11	Zach Sorensen (00,01,02)	4	Jeff Manto (98,00)	4
Chris Coste (01,02)	5	Jolbert Cabrera (98)	3	Brian Dorsett (91,92)	3
Tim Costo (95)	5	Ben Broussard (02)	1	Alex Ramirez (96,98)	3
Zach Sorensen (00,01,02)	5	Trenidad Hubbard (97)	1	Ryan Garko (04)	2
Jeff Manto (98,00)	5	Torey Lovullo (95,97,98)	1	Eric Helfand (96)	2
Mark Budzinski (00,01)	4	Al Martin (92)	1	Brandon Phillips (02,04,05)	2
Casey Candaele (95,97)	4	Alex Ramirez (96,98)	1	Richie Sexson (97)	2
Jacob Cruz (98)	4	Jeff Richardson (91,92)	1	Grady Sizemore (04)	2
Greg LaRocca (01)	4	Grady Sizemore (04)	1	Greg Tubbs (91,92)	2
Luis Lopez (95)/Bill Selby (98)	4			Luis Lopez (95)/Bill Selby (98)	2

RUNS BATTED IN		RUNS SCORED		STOLEN BASES	
Player	No.	Player	No.	Player	No.
Jeff Manto (98,00)	18	Torey Lovullo (95,97,98)	17	Mark Budzinski (00,01)	2
Torey Lovullo (95,97,98)	15	Jacob Cruz (98)	13	Jeromy Burnitz (95)	2
Brian Dorsett (91,92)	10	Jolbert Cabrera (98)	13	Anthony Medrano (01,02)	2
Zach Sorensen (00,01,02)	10	Zach Sorensen (00,01,02)	12	Enrique Wilson (96,97)	2
Greg Tubbs (91,92)	10	Alex Ramirez (96,98)	8	15 tied at	1
Chris Coste (01,02)	9	Jeff Manto (98,00)	8		
Alex Ramirez (96,98)	9	Greg Tubbs (91,92)	8		
Sean Casey (97)	8	Sean Casey (97)	7		
Luis Lopez (95)	8	8 tied with	6		
Brandon Phillips (02,04,05)	8				

## MODERN ERA PLAYOFF PITCHING LEADERS (SINCE 1985)

GAMES PITCHED		WINS		SAVES	
Player	No.	Player	No.	Player	No.
Jason Grimsley (95,98)	9	Danny Graves (95,96)	3	Jason Grimsley (95,98)	3
Danny Graves (95,96)	7	Jason Jacome (98)	3	Jake Robbins (04,05)	3
Jeff Sexton (97,98)	7	Brian Anderson (96,97)	2	Ben Blomdahl (97,98)	1
Brian Tallet (02,04,05)	7	Eric Bell (95)	2	Blake Ilsley (97)	1
Jake Robbins (04,05)	6	Fausto Carmona (04,05)	2	Joe Klink (95)	1
Chris Nichting (98)	5	Travis Driskill (97,98)	2	Jeff Sexton (97,98)	1
Joe Roa (95,96)	5	Jason Rakers (98)	2	Paul Shuey (97,98)	1
Roy Smith (00,01)	5	Evan Thomas (04)	2	Brian Williams (00)	1
8 tied at	4	David Weathers (97)	2	Tim Young (02)	1
		16 tied at	1		

EARNED RUN AVERAGE (8.0 IP)		STRIKEOUTS		INNINGS PITCHED	
Player	ERA	Player	No.	Player	No.
Evan Thomas (04)	0.56	Travis Driskill (97,98)	23	Jason Grimsley (95,98)	26.1
Rick Reed (91)	0.96	Jason Grimsley (95,98)	22	Travis Driskill (97,98)	24.2
Dave Maurer (02)	1.08	Brian Anderson (96,97)	18	Brian Anderson (96,97)	22.2
Roy Smith (00,01)	1.08	Danny Graves (95,96)	15	Joe Roa (95,96)	22.1
Danny Graves (95,96)	1.26	Francisco Cruceta (04)	15	Jason Jacome (98)	20.1
Eric Bell (95)	1.32	Ryan Drese (02)	14	Fausto Carmona (04,05)	20.0
John Farrell (95)	1.69	Jason Jacome (98)	14	Jason Rakers (98)	18.1
Ben Blomdahl (97,98)	2.70	Joe Roa (95,96)	14	David Weathers (97)	18.1
Jason Phillips (01)	2.79	Evan Thomas (04)	14	Brian Tallet (02,04,05)	16.1
Steve Fireovid (91)	2.79	Jason Rakers (98)	13	Farrell (95)/Thomas (04)	16.0

# BISONS HISTORY & RECORDS

## MODERN ERA TEAM RECORDS

---

**Longest Winning Streak:** 10, (x2) April 18-28, 2002 & August 12-21(1), 2004

**Longest Losing Streak:** 11, August 25-September 3, 2018

**Longest Home Winning Streak:** 12, July 21-22, July 29-August 5, August 10, 1990

**Longest Home Losing Streak:** 9, April 13-16, 24-27, May 1(1), 2009

**Longest Road Winning Streak:** 9, (x2), April 17-19, 28-30, May 8-11, 1985 & June 19, 24-29, July 4-5, 2016

**Longest Road Losing Streak:** 12, August 15-18, 29-September 5, 1994

## MODERN ERA TEAM SINGLE-GAME RECORDS

---

**Longest Game, Time:** 5 hr., 39 min., 8/17/86 at Indianapolis (20 innings)(6-5 Win)

**Longest Game, Innings:** 20, 8/17/86 at Indianapolis (6-5 Win)

**Longest Nine-Inning Game:** 3 hr., 50 min., 5/19/12 vs. Indianapolis (11-6, Win)

**Shortest Game (7 innings):** 1 hr., 21 min., 8/20/09(2) vs. Syracuse (2-0 Win)

**Shortest Game (9 innings):** 1 hr., 42 min., 8/5/93 vs. Louisville (2-1 Loss)

**Largest Victory Margin, Bisons:** 18, 4/18/13 at Syracuse (27-9 Win)

**Largest Victory Margin, Opp.:** 19, 7/18/93 at Oklahoma City (20-1)

**Largest Shutout Victory, Bisons:** 15-0, (x2), 5/1/99 at Pawtucket & 6/1/06 vs. Durham

**Largest Shutout Victory, Opp.:** 14-0, 4/19/86 vs. Louisville

**Largest Deficit Overcome in Win, Bisons:** 8 runs, (x2), 8/19/00(2) vs. Ottawa (Down 8-0, Won 9-8)  
4/23/07 vs. Pawtucket (Down 14-6, Won 15-14)

**Largest Deficit Overcome in Win, Opp.:** 8 runs, (x4) 7/23/91 at Oklahoma City (Led 8-0, Lost 10-8)  
8/23/00 at Scranton/Wilkes-Barre (Leading 8-0, Lost 10-9)

**Most Runs, Game, Bisons:** 27, 4/18/13 at Syracuse (27-9 Win)

**Most Runs, Game, Opp.:** 22, 4/21/87 vs. Oklahoma City (Lost 22-6)

**Most Runs Combined, Game:** 38, 4/29/04 at Rochester (Won 25-13)

**Most Runs, Inning, Bisons:** 10, (x2), 5/6/01 vs. Richmond (3rd)(14-0 Win)  
4/18/13 at Syracuse (7th)(27-9 Win)

**Most Runs, Inning, Opp.:** 11, 7/7/96 vs. Indianapolis (2nd)(14-4 Loss)

**Most Hits, Game, Bisons:** 29, 4/18/13 at Syracuse (27-9 Win)

**Most Hits, Game, Opp.:** 25, 5/16/85 vs. Omaha (17-3 Loss)

**Most Hits Combined, Game:** 43, (x2), 7/2/98 vs. Scranton (17-16 Win)(Bisons 23)  
4/18/13 at Syracuse (27-9 Win)(Bisons 29)

**Fewest Hits Combined, Game:** 3, 5/15/08(1) vs. Pawtucket (2-0 Loss)(Bisons 1)

**Most Homers, Game, Bisons:** 7, (x2), 5/1/99 at Pawtucket (15-0 Win)  
7/2/04 vs. Syracuse (16-2 Win)

**Most Homers, Game, Opp.:** 7, (x2), 4/21/87 vs. Oklahoma City (22-6 Loss)  
8/16/98 vs. Scranton (14 innings) (15-10 Loss)

**Most Homers, Combined, Game:** 11, 8/16/98 vs. Scranton (14 innings) (15-10 Loss)

**Most Stolen Bases, Game, Bisons:** 8, 6/24/88 at Tidewater (2-1 Loss)

**Most Stolen Bases, Game, Opp.:** 7, (x2) 6/29/85 at Indianapolis (10-5 Loss)  
5/30/86 at Oklahoma City (10 innings)(6-5 Win)

**Most Walks Thrown, Game, Bisons:** 14, 8/16/98 vs. Scranton (14 innings)(15-10 Loss)

**Most Walks Thrown, Game, Opponents:** 16, (x2)4/23/04 at Ottawa (Won 11-5)

# BISONS HISTORY & RECORDS

## MODERN ERA TEAM SINGLE-GAME RECORDS

---

**Most Strikeouts Thrown, Game, Bisons:** 18, 8/24/05 vs. Syracuse (11 innings)(11-10 Win)

**Most Strikeouts Thrown, Game, Opponents:** 20, 6/3/01 at Columbus (2-1 Loss)

**Most LOB, Game, Bisons:** 19, 8/26/10 at Syracuse (14 innings)(5-4 Loss)

**Most LOB, Game, Opp:** 19, (x3) 6/9/91 at Syracuse (12 innings)(6-4 Win)

6/7/96 at New Orleans (15 innings)(5-4 Loss)

5/26/99 at Durham (12 innings)(8-7 Loss)

**Most Errors, Game, Bisons:** 7, 7/8/86 at Denver (12-8 Win)

**Most Errors, Game, Opp.:** 7, 7/31/85 at Oklahoma City (7-6 Loss)

**Most DP Turned, Game, Bisons:** 5, (x5), 8/3/93 at Indianapolis (6-2 Win)

8/22/93 vs Omaha (8-4 Win)

8/26/94 vs Oklahoma City (2-0 Win)

6/8/97(2) vs. Iowa (5-1 Win)

5/16/07 at Ottawa (10 innings)(3-2 Win)

## MODERN ERA INDIVIDUAL SINGLE-GAME OFFENSIVE RECORDS

---

**Longest Hitting Streak:** 28 games, Alex Ramirez, 4/13-5/18/98

**Most AB, Game, Bisons:** 9, (x3), Ken Williams & Jack Perconte, 8/17/86 at Indianapolis (20 innings)(6-5 Win)

Tom Romano, 5/25/88 at Toledo (16 innings)(7-5 Win)

**Most AB, Game, Opp.:** 9, (x2), Casey Candaele, 8/17/86 at Indianapolis (20 innings)(6-5 Win)

Skeeter Barnes, 9/4/90 vs. Nashville (18 innings)(4-3 Loss)

**Most Runs, Game, Bisons:** 5, (x3), Brent Abernathy, 6/19/04 vs Indianapolis (16-6 Win)

Ryan Langerhans & Moises Sierra, 4/18/13 at Syracuse (27-9 Win)

**Most Runs, Game, Opp.:** 5, (x2), Ezequiel Carrerea, 6/5/12 at Columbus (21-3 Loss)

Donovan Solano, 8/31/16 vs. Scranton/Wilkes-Barre (14-2 Loss)

**Most Hits, Game, Bisons:** 6, (x2), Justin Turner, 9/6/10 at Rochester (6-6, 2B, 3B, HR, RBI)(16-2 Win)

Moises Sierra, 4/18/13 at Syracuse (6-6, 2B, 3B, 3 RBI)(27-9 Win)

**Most Hits, Game, Opp.:** 6, Jeff Small, 6/1/90 at Iowa (6-6)

**Most Doubles, Game, Bisons:** 4, Kevin Pillar, 6/26/13 at Gwinnett (4-3 Win)

**Most Doubles, Game, Opp.:** 3, (x27), Last: Donovan Solano, 8/31/16 vs. Scranton/Wilkes-Barre (14-2 Loss)

**Most Triples, Game, Bisons:** 2, (x18), Last: Jonathan Diaz, 5/22/14 at Louisville (4-2 Win)

**Most Triples, Game, Opp.:** 2, (x13), Last: Cito Culver, 7/4/17 at Scranton/Wilkes-Barre (7-0 Loss)

**Most Homers, Game, Bisons:** 3, (x10), Al Martin, 7/2/92 at Louisville, Jeff Manto, 7/14/97 vs. Iowa

Russell Branyan, 4/17/99 at Ottawa, Russell Branyan, 7/22 at Indianapolis

Bill Selby, 7/13/00 at Pawtucket, Ryan Ludwick, 8/17/04 at Pawtucket

Dusty Wathan, 6/2/05 vs. Toledo, Valentino Pascucci, 6/18/10 vs. Indianapolis

Vinny Rottino, 5/19/12 vs. Indianapolis, Brett Wallace, 8/24/14 vs. Pawtucket

**Most Homers, Game, Opp.:** 3, (x2), Joey Meyer, 6/2/87 at Denver

Gary Bennett, 8/16/98 vs. Scranton/Wilkes-Barre

**Most RBI, Game, Bisons:** 9, Dusty Wathan, 6/2/05 vs. Toledo (13-1 Win)

**Most RBI, Game, Opp.:** 9, Jared Goedert, 6/5/12 at Columbus (21-3 Loss)

# BISONS HISTORY & RECORDS

## MODERN ERA INDIVIDUAL SINGLE-GAME OFFENSIVE RECORDS

---

**Most Stolen Bases, Game, Bisons:** 4, (x4), Bernie Tatis, 4/22/88 at Indianapolis,  
Albert Hall, 7/2/89 at Columbus,  
Jordany Valdespin, 7/2/12 vs. Durham,  
Anthony Gose, 8/21/14 vs. Scranton/Wilkes-Barre

**Most Stolen Bases, Game, Opp.:** 4, (x2), Bob Brower, 5/30/86 at Oklahoma  
Joey Gathwright, 7/11/04 at Durham

**Most Walks, Game, Bisons:** 5, (x2), John Cangelosi, 7/7/88 at Iowa  
Coco Crisp 4/3/03 vs. Pawtucket

**Most Walks, Game, Opp.:** 5, (x2), Todd Haney, 8/5/97 at New Orleans  
Colin Curtis, 4/12/12 vs. Scranton/Wilkes-Barre

**Most Strikeouts, Game, Bisons:** 5, (x4), Russell Branyan, 5/1/99 at Pawtucket  
David Roberts, 4/26/00 vs. Pawtucket  
Tim Laker, 8/23/02 at Rochester  
Chris Colabello, 7/20/18 vs. Norfolk

**Most Strikeouts, Game, Opp.:** 5, (x4), Mike Cameron, 4/11/97 vs. Nashville  
B.J. Upton, 6/4/06(2) vs. Durham (16 innings)  
Darnell McDonald, 7/3 vs. Rochester (13 innings)  
Zach Walters, 6/28/14 @Syracuse (13 innings)

## MODERN ERA INDIVIDUAL SINGLE-GAME PITCHING/DEFENSIVE RECORDS

---

**Most Strikeouts, Game, Bisons:** 14, Marcus Moore, 8/10/97 at Louisville

**Most Strikeouts, Game, Opp.:** 18, Randy Keisler, 6/03/01 at Columbus

**Most Walks, Game, Bisons:** 9, Ricky Romero, 5/16(1)/14 vs. Gwinnett (4-1 Loss)

**Most Walks, Game, Opp.:** 12, Joe Gannon, 4/23/04 at Ottawa

**Most Earned Runs, Game:** 13, (x2), Dylan Owen, 6/5/12 at Columbus (21-3 Loss)

**Most Hits, Game, Bisons:** 16, (x3), Scott Roberts, 8/29/87 at Indianapolis  
Dave Johnson, 7/20/88 at Oklahoma City  
Aaron Laffey, 8/25/08 at Scranton/Wilkes-Barre

**Most Hits, Game, Opp.:** 14, (x2), Bob Sebra, 8/10/92 at Iowa, Taylor Hill, 6/8/14 vs. Syracuse (6 innings)(4-2 Win)

**Most Homers, Game, Bisons:** 5, (x3), Mike Matthews, 5/23/98 vs. Columbus  
Kazuhito Tadano, 6/3/05 vs. Columbus  
Dan Cevette, 9/5/05 at Syracuse

**Most Homers, Game, Opp.:** 4, (x16), Last: Virgil Vazquez, 4/7/13 at Rochester (14-5 Loss)

**Most WP, Game, Bisons:** 4, (x5), Joe Cowley, 4/24/86 at Nashville  
Morris Madden, 7/22/88 vs. Denver  
Joel Johnston, 4/23/93 vs. Oklahoma City  
Rich Robertson, 7/15/93(1) at New Orleans  
Jim Brower, 8/28/99 at Syracuse

**Most WP, Game, Opp.:** 4, (x3), Last: Ivan Nova, 7/7/11 at Scranton/Wilkes-Barre (6-2 Loss)

**Most Balks, Game, Bisons:** 3, (x2), Joe Cowley, 4/24/86 at Nashville, Albie Lopez, 7/11/96 at Omaha

**Most Balks, Game, Opp.:** 3, (x2), Scott Arnold, 5/6/88 vs. Louisville, Angel Miranda, 7/28/92 vs. Denver

**Most Consecutive Batters Retired, Game, Bisons:** 27, R.A. Dickey, 4/29/10 vs. Durham (4-0 Win)

**Most Errors, Game, Bisons:** 3, (x14), Last: Kevin Nolan, 7/31/14 vs. Lehigh Valley (6-4 Loss)

**Most Errors, Game, Opp.:** 5, Jerry Goff, 5/4/91 vs. Indianapolis

## THE LAST TIME THE BUFFALO BISONS...

**Triple Play:** 5/27/16 at Toledo (4th inning). With runners on first and second, Toledo's John Hicks hits a grounder to third baseman David Adams. Adams steps on third base to force Casey McGehee and throws to second baseman Andy Burns to force Tyler Collins. Burns throws to first baseman Matt Dominguez to complete the triple play.

**Perfect Game:** Dick Marlowe, 8/15/52 vs Baltimore (2-0 Win)

**No-Hitter:** (Nine innings), Bartolo Colon, 6/20/97 vs New Orleans (4-0 Win)  
(11 innings), Rufe Gentry, 4/25/43 vs Newark (1-0 Win)

**10 or More Strikeouts:** Jacob Waguespack (12), 8/2/18 vs. Lehigh Valley (6-4 Loss)

**Two Hits, Inning:** Jonathan Diaz (1B, RBI-1B) & Adron Chambers (1B-1B), 7/27/14 vs. Lehigh Valley (3rd )(9-4 Win)

**Five Hits, Game:** Ty Kelly, 9/3/15 at Scranton/Wilkes-Barer (5-5, R) (2-12 Loss)

**Six Hits, Game:** Moises Sierra, 4/18/13 at Syracuse (6-6, 5 R, 2B, 3B, 3 RBI) (27-9 Win)

**Hit For The Cycle:** Jim Negrych, 4/18/13 at Syracuse (4-7, 4 R, 2B, 3B, HR, RBI, BB)(27-9 Win)

**Pinch-Hit Home Run:** Luis Jimenez, 8/29/13 vs. Rochester (off Michael Tonkin)(3-2 Win)

**Pinch-Hit Grand Slam:** Brian Dorsett, 8/28/92 at Indianapolis (off Matt Maysey)(16-9 Win)

**Home Run By A Pitcher:** Matt Harvey, 4/25/12 at Lehigh Valley (off B.J. Rosenberg) (12-1 Loss)

**Home Run Leading Off A Game:** Dalton Pompey, 8/21/16 at Charlotte (off Kameron Loe)(8-5 Loss)

**Inside-The-Park Home Run:** Ryan Goins, 5/29/13 at Durham (off Juan Sandoval)(10-2 Loss)

**Two Home Runs, Inning:** Ryan Ludwick, 8/17/04 vs. Pawtucket (3rd inning off Byung-Hyun Kim) (13-9 Win)  
Ollie Carnegie, 8/13/34 vs Albany (2nd inning off Walter "Boom Boom" Beck)

**Two Home Runs, Game:** Rowdy Tellez, 8/14/18 at Charlotte (14-5 Win)

**Home Runs Left and Right Handed, Game:** Dalton Pompey, 5/14/18 at Pawtucket (6-5 Loss)

**Three Home Runs, Game:** Brett Wallace, 8/24/14 vs. Pawtucket (10-6 Win)(12 innings)

**Four Home Runs, Game:** Billy Bottenus, 5/12/1895 vs. Wilkes-Barre  
(4HR, 2B in game at Franklin Park - shortened because of cold weather)

**Grand Slam:** Reese McGuire, 7/16/18 vs. Norfolk (8-1 Win)

**Walk-Off Home Run:** Rowdy Tellez, 5/19/17 vs. Pawtucket (off INF Mike Miller)(13 innings)(7-5 Win)

**Walk-Off Grand Slam:** Brett Wallace, 8/24/14 vs. Pawtucket (off Miguel Celestino)(10-6 Win)(12 innings)

**Two Grand Slams, Game:** Mike Baxes, 8/4/57 vs. Havana

**Back-To-Back Home Runs:** Tim Lopes & Jonathan Davis, 8/2/18 vs. Lehigh Valley (7th inning)(6-4 Loss)

# BISONS HISTORY & RECORDS

## THE LAST TIME THE BUFFALO BISONS...

**Three Consecutive Home Runs, Team:** Marc Marini, Casey Candaele & Torey Lovullo, 8/29/95 at Louisville (2nd inning)(off Alan Benes)(6-0 Win)

**Five HR, Game:** 8/24/14 vs. Pawtucket (Brett Wallace 3, Anthony Gose, George Kottaras)(10-6 Win)

**Six HR, Game:** 8/14/18 at Charlotte (Rowdy Tellez (2), Reese McGuire, Billy McKinney, Dwight Smith Jr., Darnell Sweeney) (14-5 win)

**Seven HR, Game:** 7/2/04 vs. Syracuse (Jhonny Peralta(2), Eric Crozier(2), Sandy Martinez(2), Brent Abernathy) (16-2 Win)

**Three Stolen Bases, Game:** Roemon Fields, 7/13/18 at Lehigh Valley (14-13 Loss)

**Four Stolen Bases, Game:** Anthony Gose, 8/21/14 vs. Scranton/Wilkes-Barre (5-1 Win)

**Steal of Home:** (straight steal), Darin Mastroianni, 8/11/14 vs. Norfolk (5-0 Win)  
(double steal), Jonathan Davis, 7/20/18 vs. Durham (6-5 Win)

**Position Player To Pitch:** Ian Parmley, 5/24/18 vs. Syracuse (ND, 1.0IP, 1SO)(11-8 Loss)



## THE LAST TIME A BUFFALO BISONS' OPPONENT...

**Triple Play:** 8/7/15 at Gwinnett (8th inning). Sean Ochinko grounds to 3B Sean Kazmar, who touches third base to force Andy Burns. Kazmar throws to second baseman Eric Young Jr. to force Jon Berti. Young Jr. throws to first baseman Jordan Lennerton to retire Ochinko (5-3 Loss).

**Perfect Game:** Bronson Arroyo, 8/10/03 at Pawtucket (7-0 Loss)

**No-Hitter:** (7 inning) Rich Stoll, 8/27/85(1) at Indianapolis (3-0 Loss)  
(9 inning) Bronson Arroyo, 8/10/03 at Pawtucket (7-0 Loss)

**10 or More Strikeouts:** William Cuevas, 8/27/18 vs. Pawtucket (4-2 Loss)

**Two Hits, Inning:** Jason Martinson (1B, RBI-2B) & Matt Skole (1B, RBI-1B), 8/14/15 at Syracuse (4th inning)(8-2 Loss)

**Five Hits, Game:** Joey Rickard, 4/20/18 at Norfolk (5-2 Loss)

**Six Hits, Game:** Jeff Small, 6/1/90 at Iowa (6-6)(6-5 Loss)(13 innings)

**Hit For The Cycle:** Willy Adames, 4/23/18 at Durham (8-1 Loss)

**Pinch-Hit HR:** Chad Huffman, 8/12/18 vs. Toledo (off Tim Mayza)(9th inning)(5-4 Win)

**Pinch-Hit Grand Slam:** Eddie Zambrano, 5/1/93 at Iowa (off Daryl Irvine)(8-7 Loss)

**Home Run By A Pitcher:** Jason McCommon, 9/5/99 vs. Rochester (off Jeff Sexton)(12-7 Win)

**Home Run Leading Off A Game:** Ryan Goins, 7/14/18 at Lehigh Valley (off Thomas Pannone)(5-3 Loss)

**Inside-The-Park Home Run:** Marco Hernandez, 8/5/16 at Pawtucket (off Chris Leroux)(8-2 Loss)

**Two Home Runs, Inning:** Kelly Shoppach, 4/23/05 vs. Pawtucket (2nd inning)(off Jeremy Guthrie) (14-5 Loss)

**Two Home Runs, Game:** Zander Wiel, 8/29/18 at Rochester (4-1 Loss)

**Home Runs Left and Right Handed, Game:** Shane Victorino, 5/4/05 vs. Scranton/WB (12-1 Loss)

**Three Home Runs, Game:** Gary Bennett, 8/16/98 vs. Scranton (15-10 Loss)(14 innings)

**Four Home Runs, Game:** Bob Seeds, 5/6/38 vs Newark (went 6-6, 12RBI, hit 3HR the next day)

**Grand Slam:** Danny Hayes, 5/27/17 at Charlotte (off Jarrett Grube)(12-7 Win)

**Back-To-Back Home Runs:** Jake Bauers & Willy Adames, 4/23/18 at Durham (off Chad Gironi)(8th inning)(8-1 Loss)

**3 Consec. HR, Team:** Chad Mottola, Jason Alfaro & Justin Singleton, 8/23/05 vs. Syracuse (6th inning)(7-5 Loss)

**Three Stolen Bases, Game:** Jose Constanza, 5/8/14 at Gwinnett (4-3 Loss)

**Four Or More Stolen Bases, Game:** Joey Gathright, 7/11/04 at Durham (7-6 Loss)

**Steal Of Home:** (straight steal), Jose Mota, 4/10/93 vs. Omaha (off Daryl Irvine and Jerry Goff (4-1 Loss)  
(double steal), Russ Canzler, 6/24/15 vs. Lehigh Valley (off Daniel Norris) (5-4 Loss)

**Position Player To Pitch:** Hernan Iribarren, 7/21/17 at Louisville (ND, 1.0IP, BB)(13-2 Win)

# BISONS HISTORY & RECORDS

## BUFFALO BISONS ALL-TIME ROSTER 1877-2018 (3,197 PLAYERS)

### A (96 PLAYERS)

Aardsma, David	(P/2016)
Abad, Andy	(INF,OF/2005)
Aber, Al	(P/1958)
Abernathy, Brent	(INF/2004)
Abernathy, Woody	(RF/1938)
Abreu, Michel	(INF/2009)
Acker, Tom	(P/1951)
Acosta, Manny	(P/2010-12)
Acosta, Taolinda	(OF/1966-67)
Adams, David	(INF/2016)
Adams, Herb	(CF/1950)
Adams, Mike	(P/2006)
Adams, Russ	(INF,OF/2010-11)
Addington, Tom	(P/1963)
Agler, Joe	(1B,OF/1914-15)
Agosto, Juan	(P/1985)
Ahrens, Adolph	(P/1920)
Akerfields, Darrel	(P/1992)
Akins, Roy	(C/1923)
Alba, Gibson	(P/1987)
Albers, Andrew	(P/2015)
Alburquerque, Al	(P/2018)
Alcala, Santo	(P/1979)
Aldridge, Cory	(OF/2014)
Alexander, Matt	(3B/1979)
Alfaro, Jason	(INF/2006)
Alford, Anthony	(OF/2017-18)
Alitzer, Dave	(SS/1902)
Allanson, Andy	(C/1984;87)
Allen, Chad	(OF/2002)
Allen, Dick	(3B/1878)
Allen, Harold	(UTL/1968)
Allen, Mike	(P/1980)
Allen, Nick	(C/1914-15)
Allen, Rod	(OF/1987)
Allen, —	(OF/1886)
Allen, —	(3B/1905)
Allison, Mack	(P/1908-09)
Aloma, Luis	(P/1949)
Alomar, Sandy Jr.	(C/1999)
Alou, Moises	(OF/1990)
Alsbach, Paul	(P/1965)
Alusik, George	(OF/1965)
Alvarez, Manuel	(P/2010-11)
Alvarez, Oscar	(P/2004)
Alvarez, Rogelio	(UTL/1966)
Alyea, Brant	(OF/1968)
Amaro, Ruben	(1959)
Amaro Jr., Ruben	(SS,OF/1995)
Amaya, Jose	(P/2005)
Ambres, Chip	(OF/2009)
Amole, Doc	(P/1898-1903)
Anderson, Andy	(OF/1924-27)
Anderson, Brett	(P/2017)
Anderson, Brian	(P/1996-97)
Anderson, Chuck	(P/1916)
Anderson, Craig	(P/1963-65)
Anderson, Fred	(P/1914-15)
Anderson, Jason	(P/2004)
Anderson, John	(P/2015-16)
Andreopoulos, Alex	(C/2001)
Andres, Ernie	(3B/1946)
Andrews, Jay	(3B/1900-01)
Andrus, Wiman	(2B,OF/1889-90)
Anfinson, Ed	(C/1923)
Angell, Pete	(P/1940)
Angstadt, Bill	(P/1944-45)
Antolin, Dustin	(P/2016)
Antonelli, John	(INF/1946-47)
Antonini, Michael	(P/2009-10)
Aponte, Ed	(3B/1984)
Apple, Ray	(P/1963-64)
Applegate, A.W.	(P/1925)
Appleton, Pete	(P/1946-47)
Archdeacon, Maurice	(CF/1928)
Archer, Fred	(P/1938-39)

Archer, Jim	(C/1908)
Arias, Juan	(P/1979-80)
Armstrong, Herb	(SS/1918)
Armstrong, Mike	(P/1987)
Arnold, —	(P/1901)
Arrigo, Gerry	(P/1966)
Arroyo, Rafael	(C/2009)
Ash, Ken	(P/1934-39)
Astroth, Joe	(C/1957-58)
Atherton, Charles	(2B/1900-04)
Atkins, Ralph	(1B/1952)
Aubrey, Michael	(1B/2008)
Aubrey, Harvey	(2B/1902)
Aude, Rich	(1B/1993-94)
Auer, Roy	(P/1925-26)
Aumont, Phillippe	(P/2015)
Ausanio, Joe	(P/1991-92)
Austin, James	(P/1995)
Aven, Bruce	(OF/1996-98)
Ayala, Luis	(P/2014)

### B (313 PLAYERS)

Babbington, Charles	(CF/1922)
Backlund, Brett	(P/1992-93)
Bacsik, Mike	(P/2000-01)
Badel, Fred	(OF/1906)
Bader, Herman	(OF/1892)
Bader, King	(P/1914-16)
Baez, Danys	(P/2001)
Bahen, Poodles	(C/1892)
Bailey, Harvey	(P/1897)
Baillargeon, Bob	(P/1961-62)
Bair, Doug	(P/1990)
Baker, Charles	(P/1899-1900)
Baker, Gene	(P/1969)
Baker, —	(C/1892)
Balcena, Bobby	(OF/1958;60)
Baldschun, Jack	(P/1967)
Baldwin, Charles	(OF/1969)
Baldwin, Dave	(P/1960;62;68)
Baldwin, Dick	(OF/1969)
Ballard, Jeff	(P/1993-94)
Baller, Jay	(P/1983-84)
Banderas, Terry	(OF/1966)
Banister, Jeff	(C/1990-91)
Banks, Darryl	(P/1984)
Baranda, Manuel	(UTL/1918)
Bard, Josh	(C/2001-04)
Barez, Angel	(P/1981-82)
Barfield, John	(P/1997)
Barfield, Josh	(2B/2008)
Barger, Eros	(PH/1911)
Barley, George	(P/1942-43)
Barnes, Danny	(P/2016-18)
Barnes, Frank	(P/1962)
Barnes, Jess	(P/1929-30)
Barnes, John	(C/1926-29)
Barnes, Luther	(P/1924)
Barnes, Mike	(2B,3B/1979-80)
Barnes, Scott	(P/2015)
Barnes, Skeeter	(UTL/1988)
Barnett, Jack	(P/1892)
Barney, Ed	(P,OF/1919-21)
Barnhart, Les	(P/1934)
Barnie, Bill	(C,CF/1877)
Baron, Vic	(UTL/1966)
Barr, Robert	(P/1891;93)
Barrera, Nelson	(3B/1985)
Barreto, Deiferson	(INF/2017)
Barrett, Bob	(3B/1928-30)
Barrett, Charley	(P/1951)
Barrett, John	(OF/1951)
Barrett, Michael	(C/2010)
Barry, John C.	(SS/1897)
Barry, Tommy	(C,OF/1904)
Barth, Phil	(INF/1963)
Barton, Brian	(OF/2007)
Barton, Daric	(INF/2015)

Barton, Larry	(1B/1948)	Bierbaur, Lou	(2B/1900-01)
Bartosh, Cliff	(P/2004)	Bierbrodt, Nick	(P/2003)
Bartson, Charles	(P/1888)	Bilardelo, Dann	(C/1989-90)
Bartulis, Joe	(P/1932-33)	Billings, Dick	(OF/1968-69)
Batch, Heinie	(3B/1930)	Binks, George	(RF/1950-51)
Batchelor, Rich	(P/1998)	Bird, Tom	(C,OF/1905)
Bateman, John	(C/1970)	Birrer, Werner	(P/1952;55;60-66)
Bates, John	(OF/1918)	Bishop, Bill	(P,OF/1889)
Batista, Miguel	(P/2011;13)	Bissonette, Del	(1B/1927)
Battin, Joe	(3B/1894)	Bittman, Henry	(INF/1888)
Baughman, Larry	(P/1967)	Blackburn, Wayne	(UTL/1947)
Baumgartner, John	(UTL/1952-55)	Blackberry, George	(OF/1937)
Bauer, Rick	(P/2008)	Blackley, Travis	(P/2010)
Bauta, Ed	(P/1964-65)	Blair, Frank	(C/1914)
Bautista, Jose	(OF/2016)	Blair, Walter	(C/1914-15)
Baxes, Mike	(SS/1957)	Blair, Willie	(P/2001)
Baxter, Billy	(P/1911-12)	Blake, John	(CF/1919)
Baxter, Mike	(OF/2011-12)	Blanco, Geronimo	(OF/1981)
Bay, Jason	(OF/2012)	Blanco, Gil	(P/1970)
Bay, Ronald "Bear"	(P/2006)	Blankenship, Kevin	(P/1991)
Bearnarth, Larry	(P/1965)	Blaquiere, Jean Luc	(C/2010; 12)
Beasley, Tony	(2B/1993)	Blatnik, John	(LF/1956)
Beato, Pedro	(P/2011-12)	Bleier, Richard	(P/2014)
Beatty, Blaine	(P/1993)	Bliss, Frank	(SS/1877)
Becannon, Jim	(P,OF/1886)	Bliss, Lyle	(P/1945)
Bechtel, Dick	(INF/1968)	Block, Cy	(3B/1948-50)
Beck, Chad	(P, 2013)	Blomdahl, Ben	(P/1997-98)
Beck, Fred	(P,1B/1912-13)	Bloomer, Joe	(P/1930-33)
Beck, Walter	(P/1929)	Bockhorn, Glen	(UTL/1986)
Beckendorf, Henry	(C/1911)	Boehmer, Len	(3B,SS/1966-67)
Becquer, Julio	(1B/1961)	Bohnet, John	(P/1983-84)
Bedient, Hugh	(P/1915)	Boken, Bob	(3B/1941-44)
Beebe, Fred	(P,1B/1912-13)	Boland, Ed	(OF/1936-38;45-46)
Beecher, Ed	(OF/1890)	Boland, Murray	(P/1922-23)
Beeler, Pete	(C/1992)	Bolen, Stewart	(P/1926)
Bejma, Ollie	(INF/1943)	Bolick, Frank	(INF,OF/1969)
Belardi, Wayne	(1B/1955)	Bolick, Frank C.	(3B,DH/1994-95)
Belcher, Tom	(P/1963-64)	Bolling, Frank	(2B/1952-53)
Belinda, Stan	(P/1989-90)	Bolsinger, Mike	(P/2016-17)
Beliveau, Jeff	(P/2017)	Bolton, Cliff	(C/1940)
Bell, Bubba	(OF/2011)	Bonin, Ernie	(OF/1914)
Bell, David	(INF/1995)	Bonnely, Joe	(P/1929-30)
Bell, Eric	(P/1995)	Bonser, Boof	(P/2011)
Bell, George	(P/1931)	Booe, Everett	(UTL/1914)
Bell, Jay	(INF/1987;89)	Boone, Randy	(P/2014)
Bell, Mike	(1B/1993)	Boozer, John	(P/1962)
Bell, Rob	(P/2006)	Borders, Pat	(C/1999)
Belliard, Rafael	(SS/1982)	Borkowski, Bob	(LF/1958)
Bench, Johnny	(C/1966-67)	Borom, Ed	(SS/1944-45)
Bengochea, Adam	(INF/1943;47)	Boros, Steve	(INF/1966-67)
Bengough, Benny	(C/1917-22)	Borowy, Hank	(P/1952)
Bennett, Dennis	(P/1962)	Borucki, Ryan	(P/2017-18)
Bennett, Fred	(CF/1932-33)	Bosch, Don	(OF/1970)
Bennett, Harry	(P/1926)	Bosman, Dick	(P/1969)
Bere, Jason	(P/2003;05)	Bostick, Adam	(P/2009)
Bergeron, Roy	(P/1931-32)	Boston, Daryl	(OF/1985-86)
Berkin, Jason	(P/2016)	Boswell, —	(CF/1929)
Bernard, Curtis	(OF/1901)	Bothwell, —	(P/1897)
Bernstine, Pookie	(OF/1984)	Bott, Bill	(P/1894)
Bero, John	(INF/1943;46-48)	Bottenus, Billy	(OF/1895-96)
Berroa, Angel	(INF/2009)	Botts, Jason	(OF/2011)
Berry, Neil	(INF/1946-47)	Bouchee, Ed	(1B/1963)
Berry, Quintin	(OF/2016)	Boudreau, Lou	(SS/1939)
Berry, Sean	(3B/2000)	Bowens, Sam	(OF/1968-69)
Berti, Jon	(INF/2015-18)	Bowman, Bob	(P/1945)
Betancourt, Rafael	(P/2003)	Bowman, Bob	(P,OF/1960-61)
Bethke, Jim	(P/1965)	Bowman, Roger	(P/1956)
Bettencourt, Larry	(3B/1929)	Bowman, W.L.	(C/1892)
Betts, Todd	(INF/1998)	Boyd, Frank	(C/1892-94)
Betzold, James	(1B,OF/1998)	Boyd, Jason	(P/2003)
Beverlin, Jason	(P/2002;07)	Boyd, Matt	(P/2015)
Bevier, Louis	(C/1902)	Bradford, Bill	(P/1957)
Biagini, Joe	(P/2017-18)	Bradley, George	(SS/1886)
Bialecki, Mike	(P/1982)	Bradley, Milton	(OF/2001-02)
Biasetti, Hank	(1B/1950-51)	Bradley, Scott	(C/1986)
Bibens-Dirkx, Austin	(P/2014-15)	Brain, Dave	(3B/1902;09-10)
Biehl, Chuck	(SS/1945)	Brainard, Fred	(UTL/1927)
Biemiller, Harry	(P/1924)	Brammer, J.D.	(P/2000-01)



# BISONS HISTORY & RECORDS

## BUFFALO BISONS ALL-TIME ROSTER 1877-2017 (3,197 PLAYERS)

Brandom, Chick	(P/1914)	Burke, John	(OF/1890;92)	Carrera, Ezequiel	(OF/2015-17)	Clark, Owen	(UTL/1890)
Branson, Jeff	(2B,3B/1998)	Burke, Tim	(P/1982)	Carroll, John	(OF/1885)	Clark, Roy	(P/1946)
Branyan, Russell	(3B/1997-2000;04;07)	Burke, Walter	(P/1882-83)	Carroll, Brett	(OF/2014)	Clark, Terry	(P/1997)
Brazoban, Yhency	(P/2010)	Burnett, Alex	(P/2013)	Carroll, Cliff	(OF/1888)	Clarke, A.J.	(P/1886)
Breedon, Scott	(P/1966)	Burnitz, Jeromy	(OF/1995)	Carroll, Jack	(OF/1891)	Clarke, William	(P/1900)
Breining, Fred	(P/1979)	Burns, Andy	(INF/2015-16)	Carroll, Owen	(P/1935)	Clarkson, Arthur	(P/1889)
Brennan, Ad	(P/1911)	Burns, Joe	(OF/1922-24)	Carruthers, Bob	(P/1920)	Clarkson, Bill	(P/1929)
Brescher, Wayne	(C/1968)	Burright, Larry	(INF/1963-65)	Carsey, Will	(P-OF/1900)	Clary, Marty	(P/1991)
Breslow, Craig	(P/2018)	Burrill, Ralph	(OF/1916)	Carson, Robert	(P/2012)	Cleary, Jimmy	(P/1907)
Bresnahan, Morris	(P,2B/1899)	Burroughs, Darren	(P/1986)	Carswell, Frank	(LF/1946;51-54)	Cleary, Joe	(P/1945)
Brewer, Hank "Slim"	(P/1931-33)	Burrows, John	(P/1944)	Carter, Chris	(OF/2010)	Clements, —	(P/1898)
Brewer, Rod	(INF/1997)	Burtsch, Ed	(P/1949-50)	Carter, Don	(OF/1983-84)	Clemons, Chris	(P/2000)
Brewington, Jamie	(P/2000)	Busch, Mike	(INF/1997)	Carter, Gary	(P/1969)	Cliburn, Stan	(C/1891)
Brice, Alan	(P/1963)	Bush, Andy	(P/1946-47)	Carter, Otis	(LF/1927-28)	Cliburn, Stew	(P/1979-81)
Brice, Red	(P/1923-28)	Bush, Dave	(P/2013)	Carter, Steve	(OF/1989-90)	Clymer, Billy	(UTL/1894-97;1901)
Bridges, —	(P/1910)	Bushong, Doc	(C/1877)	Carvajal, Crucito	(P/1981)	Clymer, Otis	(OF/1904)
Bright, Harry	(2B/1954)	Butcher, Mike	(P/1996)	Casale, Jerry	(P/1963)	Cochran, John	(P/1897-98)
Brill, Frank	(P,OF/1886)	Butka, Ed	(1B/1944-45)	Casanova, Paul	(C/1968)	Cochrane, Dave	(3B/1986)
Britt, Doug	(P/1981-82)	Butler, Art	(2B/1922-23)	Case, Andrew	(P/2017-18)	Cockman, Jim	(SS/1899)
Brizzolara, Tony	(P/1986)	Buzachero, Bubbie	(P/2007-08)	Case, Dick	(P/1929)	Cofer, Troyce	(INF/1948)
Broadway, Lance	(P/2009)	Byam, George	(1B/1949)	Casey, Dennis	(CF/1892)	Coggins, Frank	(1B,2B/1968-69)
Brockett, Lew (P,UTL/1904-06;11-12)		Byrd, Harry	(P/1950)	Casey, Joe	(C/1915;17;19-20)	Coghlan, Chris	(INF/2017)
Broderick, Matthew	(SS/1900-01)	Byrdak, Tim	(P/2001)	Casey, Sean	(INF/1997)	Cohen, Andy	(SS/1927)
Broglio, Ernie	(P/1967)			Casilla, Alexi	(INF/2016)	Cohoon, Mark	(P/2011-12)
Broskie, Sig	(C/1933)			Castiglione, Pete	(UTL/1956-58)	Coke, Phil	(P/2015)
Broussard, Ben	(OF/2002-03)	Cable, Hal	(2B/1917)	Castillo, Javier	(INF/2009)	Coker, Jim	(C/1959;61)
Brouthers, Dan	(1B/1881-85)	Cabrera, Asdrubal	(INF/2006-08)	Castillo, Wilkin	(C/2016)	Colabello, Chris	(INF/2015-16)
Brouthers, Jim	(2B,OF/1886)	Cabrera, Fernando	(P/2004-06; 12)	Castro, Jose	(INF/1985)	Cole, Taylor	(P/2017)
Brovia, Joe	(OF/1956)	Cabrera, Jolbert	(SS/1998-2000;02)	Castro, Miguel	(P/2015)	Cole, Victor	(P/1991-93)
Brower, Jim	(P/1998-2000)	Cabrera, Jose	(P/1997)	Cater, Danny	(3B,OF/1962)	Coleman, Clarence	(C/1964-65)
Brown, Andrew	(P/2004-06)	Cabrera, Melky	(OF/2013)	Catton, Bob	(C/1963)	Coleman, Gordy	(1B/1967)
Brown, Bob	(P/1914)	Cadaret, Greg	(P/1996-97;99)	Cavarretta, Phil	(1B/1956)	Coleman, Joe	(P/1956)
Brown, Carl	(P/1913)	Cadore, Leon	(P/1913)	Cecchetti, George	(1B,OF/1983-84)	Coleman, Ray	(CF/1949)
Brown, Chris	(INF/1989)	Caffie, Joe	(OF/1956-59)	Cecena, Jose	(P/1993)	Coleman, Walter	(P/1957-58)
Brown, Dick	(C/1959)	Cairncross, Cameron	(P/1999-2000)	Cecil, Brett	(P/2014;16)	Coleman, —	(OF/1891)
Brown, Domicion	(OF/2016)	Calderon, Ivan	(RF/1986)	Ceciliani, Darrell	(OF/2016-17)	Coleman, —	(P/1899)
Brown, Don	(UTL/1958)	Calderon, Jose	(P/1980-81)	Cedeno, Ronny	(INF/2012)	Collins, Bill	(OF/1914)
Brown, Emil	(OF/2009)	Calero, Kiko	(P/2010)	Cerutti, John	(P/1992)	Collins, Charles	(2B/1884;89)
Brown, James	(P/1897-99)	Calhoun, Charles	(C,2B,OF/1886)	Cervenak, Mike	(INF/2010)	Collins, Eddie	(CF/1946)
Brown, Jamie	(P/1999/2003)	Calihan, Bill	(P/1889;91)	Cevette, Dan	(P/2005)	Collins, Jimmy	(UTL/1892-94)
Brown, Joe	(2B/1933)	Callahan, —	(OF/1905)	Chacin, Gustavo	(P/2011)	Collins, Kevin	(3B/1970)
Brown, Jordan	(1B/2008)	Callan, Bob	(P,SS/1945)	Chacon, Elio	(SS/1963-64)	Collins, Orth	(OF/1909)
Brown, Lindsay	(INF/1947-48)	Callihan, Tom	(UTL/1886-87)	Chamberlain, Elton	(P/1899)	Collins, Pat	(C/1929)
Brown, Lloyd	(P/1945)	Camacho, Ernie	(P/1987)	Chamberlain, Joba	(P/2015)	Collins, —	(OF/1913)
Brown, Paul	(P/1961-62)	Camacaro, Armando	(C/2006;08)	Chamberlain, Wes	(OF/1990)	Colon, Bartolo	(P/1996-97;2000)
Brown, Red	(P/1899)	Cameron, Stanton	(OF/1994)	Chamberlain, Will	(P/1889)	Colon, Jose	(P/2002)
Brown, Roland	(RF/1931)	Camp, Jared	(P/1999-2000)	Chambers, Adron	(OF/2014)	Command, Jim	(C/1959)
Brown, Sam	(OF/1982)	Campbell, Bruce	(RF/1946)	Chance, Bob	(1B/1968)	Conaster, Clint	(OF/1947)
Brown, Tom	(P,UTL/1918)	Campbell, Paul	(P/1969)	Channell, Lester	(OF/1914-17)	Conley, Bob	(P/1959)
Brown, —	(2B/1905)	Campos, Leonel	(P/2017)	Chapin, Darrin	(P/1995)	Conley, —	(1B/1894)
Brown, —	(P/1918)	Cancel, Robinson	(C/2009)	Chapman, Ken	(2B/1953)	Connelly, George	(P/1934)
Browning, Wil	(P/2016-17)	Cangelosi, John	(OF/1985;88;90)	Charboneau, Joe	(OF/1983)	Connaughton, Frank	(SS/1902)
Bruggy, Frank	(C/1920)	Candaele, Casey	(INF/1995-97)	Chase, Frank	(P/1926)	Connelly, Bill	(P/1948)
Brummett, Tyson	(P/2013)	Cannizaro, Andy	(INF/2008)	Chase, Hal	(1B/1914-15)	Connor, James	(SS/1890)
Brunenkant, Barry	(P,3B/1987)	Cannizaro, Chris	(C/1963)	Chavez, Jose	(INF/2006)	Connor, John	(P/1885)
Brunet, George	(P/1958)	Cantwell, Mike	(P/1920)	Chavez, Raul	(C/2011)	Connors, Dan	(P,OF/1886)
Bruney, Brian	(P/2010)	Capra, Nick	(2B,OF/1986)	Chesbro, Earl	(OF/1928)	Connors, Denny	(LF/1892)
Bryan, Billy	(C/1968-69)	Caraccioli, Lance	(P/2002-03)	Chilcott, Steve	(C/1970)	Conroy, Bill	(3B/1929)
Bryant, Pat	(OF/1995-96)	Caraway, Pat	(P/1932-33)	Chipple, Walter	(OF/1945-47)	Conroy, Tim	(P/1989)
Bucha, John	(C/1954)	Carden, Bill	(P/1970)	Choi, Hyang-Nam	(P/2006)	Conway, Jim	(P/1888)
Buchanan, Hugh	(P/1929-30)	Cardona, Javier	(C/2005)	Choo, Shin-Soo	(OF/2007-08)	Conway, John	(P/1892)
Buckley, Bill	(OF/1918)	Carey, George	(1B/1900-01;03)	Christiansen, Jason	(P/1994)	Conway, Pete	(P/1885)
Buckley, John	(P/1890)	Cargo, Robert	(SS/1893)	Christmas, Steve	(C,1B/1985)	Conway, Richard	(P/1890)
Buckner, Jim	(OF/1980)	Carkuff, Jared	(P/2017)	Christopher, Joe	(OF/1963)	Conway, Roy	(UTL/1918)
Budzinski, Mark	(OF/1999-2001)	Carlson, Ray	(PR/1949)	Cicatiello, Gary	(UTL/1979)	Cook, Cliff	(OF/1963-64)
Bues, Art	(3B/1912-13)	Carlstrom, Albin	(3B,OF/1914-19)	Ciesielaki, Larry	(C/1952-53)	Cook, Earl	(P/1939-41)
Bullard, George	(UTL/1952;55-56)	Carlyle, Buddy	(P/2013)	Cintron, Alex	(INF/2010)	Cook, Jeff	(OF/1989-90)
Bullett, Scott	(OF/1992-93)	Carmel, Leon	(P,1B,OF/1964-67)	Cisterna, Joe	(P/1970)	Cooke, Steve	(P/1992)
Bullington, Bryan	(P/2008)	Carmichael, Chet	(P/1910)	Clabaugh, Moose	(RF/1930)	Cooney, Jim	(SS/1928-31)
Bunker, Dick	(P/1959;61)	Carnegie, Ollie	(LF/1931-41;45)	Clancy, Bill	(1B/1908-09)	Cooney, Phil	(SS/1905)
Bunning, Jim	(P/1953;55)	Carnevale, Dan	(SS/1938;40)	Clancy, Bud	(1B/1934)	Cooper, Chris	(P/2004-05)
Burba, Dave	(P/2003)	Carney, John	(INF/1890)	Clapinski, Chris	(UTL/2004)	Cooper, Gary	(3B/1993)
Burch, Al	(P/1950)	Carpenella, Sam	(PH/1926)	Clapp, John	(C/1879)	Cooper, Guy	(P,OF/1916;18)
Burchell, Fred	(P/1909-10)	Carpenter, Andrew	(P/2012)	Clark, Bill	(P/1924)	Cooper, Jason	(OF/2004-09)
Burdick, Kevin	(INF/1989-90)	Carr, B.S.	(P/1886)	Clark, Bryan	(P/1986)	Copeland, Scott	(P/2014-16)
Burk, Mack	(C/1959)	Carrasco, D.J.	(P/2011-12)	Clark, Dave	(OF/1984;87;92)	Copp, Bill	(P/1988)
Burke, Eddie	(2B,OF/1900)	Carrasquel, Alex	(P/1949-51)	Clark, Jim	(SS/1956)	Coppage, Don	(P/1953)
Burke, Greg	(P/2015)	Carreno, Joel	(P/2013)	Clark, Mark	(P/1995)	Coquillette, Trace	(OF/2001)

### C (282 PLAYERS)

# BISONS HISTORY & RECORDS

## BUFFALO BISONS ALL-TIME ROSTER 1877-2018 (3,197 PLAYERS)

Cora, Alex	(INF/2009)	Dale, Carl	(P/2000)	DeWeese, Norm	(OF/1943)	Dye, Babe	(RF/1922-25)
Corbett, Gene	(1B/1937)	Daley, Bill	(P/1891-92)	Dewey, Mark	(P/1993)	Dyer, Mike	(P/1994)
Corbin, Archie	(P/1994)	Daley, Buddy	(P/1958)	Diamond, Scott	(P/2016)	<b>E (58 PLAYERS)</b>	
Corcoran, Larry	(P,RF/1877)	Dalton, Jack	(OF/1915)	Diaz, Einar	(C/1997-98;06)	Easley, Logan	(P/1988-89)
Corcoran, Mickey	(3B/1906-07;10;18)	Dalton, Mike	(P/1992-93)	Diaz, Frank	(OF/2009)	East, Walter	(2B/1910)
Cordero, Chad	(P/2010)	Daly, Jim	(P,OF/1892-94)	Diaz, Jonathan	(P/2014-15;17)	Easter, Luke	(1B/1956-59)
Corey, Joe	(OF/1929)	Daly, Tom	(C/1917)	Diaz, Jose	(P/2005)	Easterly, Jamie	(P/1987)
Cornelius, Redi	(P/1996)	D'Amico, Jeff	(P/2002;04)	Diaz, Walter	(SS/2008)	Easton, John	(RF/1987)
Coronado, Jose	(INF/2009)	Danforth, Dave	(P/1930-32)	Dickerson, Chris	(OF/2015)	Edgin, Josh	(P/2012)
Corridon, Frank	(P/1911)	Dank, A.P.	(P/1910)	Dickerson, Lou	(OF/1877;85)	Egan, Peter	(OF/1898)
Cortes, David	(P/2003)	Danning, Harry	(C/1933)	Dickey, Bill	(C/1928)	Egbert, Jack	(P/2011-12)
Coste, Chris	(C/2000-02)	Darensbourg, Vic	(P/2006)	Dickey, R.A.	(P/2010)	Eggler, Dave	(CF/1878-79;83-86)
Costello, Gene	(P/1952-53)	Darling, Del	(C/1883)	Dickshot, John	(LF/1936)	Edge, Greg	(OF/1991-92)
Costo, Tim	(INF/1995-96)	Darwin, David	(P/2001)	Diggins, Fatty	(C/1898-99)	Edge, Tim	(C/1993-94)
Cote, Pete	(SS/1931)	Daub, Danny	(P/1899)	Dillard, Gordon	(P/1990)	Edwards, Foster	(P/1928)
Cotes, Gene	(OF/1979-80)	Daugherty, Hal	(SS/1952-53)	Dillman, Bill	(P/1970)	Edwards, Jim	(INF/1951)
Cotter, Dan	(P/1890)	Daughton, Curtis	(OF/1921)	Dillon, Frank	(1B/1899)	Edwards, Mike	(INF/2001)
Coughlin, David	(3B/1890)	Daviault, Ray	(P/1963)	Dillon, Justin	(P/2018)	Ehmke, Howard	(P/1915)
Coughlin, Ed	(P/1884)	Davidson, Tom	(P/1967)	Dillon, Mike	(LF/1877)	Eischen, Joey	(P/2004)
Courtney, Ernie	(3B/1904)	Davie, Jerry	(P/1955)	Dillon, Steve	(P/1963)	Elarton, Scott	(P/2004;07-08)
Cowan, Billy	(OF/1965)	Davis, Jonathan	(OF/2018)	Distefano, Benny	(1B,OF/1988-89)	Elder, Dave	(P/2002-03)
Cowley, Joe	(P/1986)	Davis, Ike	(INF/2010)	Dittler, Jake	(P/2006-07)	Elia, Lee	(SS/1962)
Cox, Carl	(P/1948)	Davis, Jacke	(OF/1960-63)	Dix, James	(OF/1970)	Eller, Connor	(P/2018)
Cox, Casey	(P/1968)	Davis, Jason	(P/2004-06)	Dixon, Eddie	(P/1992)	Elliot, Buck	(UTL/1928-29)
Cox, Danny	(P/1992)	Davis, Joel	(P/1985-86)	Djakonow, Powel	(3B/1979-80)	Elliot, Hal "Ace"	(P/1933-34)
Cox, Glenn	(P/1957-58)	Davis, Kane	(P/2000;04)	Dodge, —	(P/1902)	Elliot, Larry	(OF/1964)
Craddock, Walt	(P/1957)	Davis, Tom	(LF/1944)	Doe, Alfred	(P/1890)	Elliot, W.J.	(C/1877)
Craig, Rodney	(OF/1986)	Davis, Tommy	(C/2002)	Dolan, Tom	(C/1878;82)	Ellis, Robert	(P/2004)
Cramer, Roger	(OF/1949)	Dawley, Joe	(P/2004)	Dominguez, Matt	(INF/2016)	Ellison, Derrick	(P/2009)
Crandall, Howard	(P/1921)	Day, Charles	(OF/1970)	Donelson, Don	(OF/1918-21)	Ellison, Jeff	(UTL/1979)
Crane, Ed	(OF/1885)	Day, Zach	(P/2001)	Donnelly, Brendan	(P/2008)	Elmore, Jake	(INF,OF/2017)
Crane, Sam	(2B/1880)	De La Cruz, Chris	(INF/2008)	Donnelly, Jim	(2B/1892)	Ely, Fred	(P,OF/1884)
Crane, Sam	(SS/1926)	De La Cruz, Michael	(C/2018)	Donovan, Jerry	(CF/1877)	Emaus, Brad	(INF/2012)
Crawford, Carlos	(P/1995)	De La Garza, Alex	(UTL/1952)	Donovan, Larry	(P/1955-56)	Embree, Alan	(P/1995-96)
Crawford, Jake	(P,OF/1953-54)	De La Maza, Roland	(P/1997)	Doran, John	(P/1894)	Emery, Cal	(1B/1967)
Creel, John	(OF/1950)	De La Rosa, Benny	(OF/1981-82)	Dorn, Danny	(OF/2015)	Encarnacion, Angelo	(C/1993)
Cressend, Jack	(P/2003-2004)	De La Rosa, Jesus	(UTL/1979)	Dorsett, Brian	(CF/1987;91-92)	Encarnacion, Edwin	(INF/2014)
Crews, Fari	(P/1917)	De La Rosa, Maximo	(P/1997)	Doubront, Felix	(P/2015)	Engel, Joe	(P/1916-17)
Crisp, Coco	(OF/2002-03)	De La Torre, Jose	(P/2010-11)	Dowd, Ray	(2B/1920-21)	Engel, —	(RF/1919)
Cristante, Leo	(P/1955)	De Los Santos, Alberto	(OF/1992)	Downey, Tom	(INF/1914-15)	Engle, Clyde	(UTL/1914-15)
Croghan, Andy	(P/1998)	De Los Santos, Mariano	(P/1994)	Dowse, Thomas	(C/1893-95)	English, Gil	(3B/1933;36)
Crone, Bill	(INF/1987)	Deal, —	(1B/1910)	Dougherty, Tony	(P/1997-99)	Emsberg, Morgan	(INF/2008)
Cronin, Jack	(P/1910)	Dealy, Pat	(C,OF/1889;92)	Douglas, Shea	(P/2004)	Epstein, Mike	(1B/1968)
Crooks, Jack	(2B/1900)	Dean, James	(2B/1901)	Doyle, Rich	(P/1983-84)	Erautt, Joe	(C/1946;52-53)
Cross, Monte	(SS/1892-93)	DeBole, Lou	(P/1962)	Drabek, Kyle	(P/2013-14)	Erickson, Corey	(INF/2001)
Crouse, Buck	(C/1931-37)	DeCinces, Tim	(C/2003)	Drake, Sam	(INF/1914-15)	Erickson, Don	(P/1959-60)
Crowe, Trevor	(OF/2008)	Dedrick, Jim	(P/1999-2000)	Drake, Solly	(CF/1960-61)	Erickson, Hal	(P/1954-55)
Crowley, Bill	(OF/1878-80;85)	Deininger, Otto	(OF/1912-13)	Drake, Tom	(P/1939)	Eschen, Jimmy	(CF/1914)
Crozier, Eric	(1B/2004)	Del Campo, Rogelio	(C/2009)	Drauby, Jacob	(P,INF/1893-95)	Escobar, Alex	(OF/2003-04)
Cruz, Jacob	(OF/1998-99)	DeGraaf, Josh	(P/2018)	Dravecky, Dave	(P/1979-80)	Espinosa, Danny	(INF/2018)
Cruz, Rhiner	(P/2018)	Del Greco, Bob	(OF/1959)	Drese, Ryan	(P/2001-02)	Espy, Cecil	(OF/1991)
Cruceta, Francisco	(P/2004-05)	Delabar, Steve	(P/2014-15)	Drew, Tim	(P/2000-02)	Esterbrook, Tom	(1B/1880)
Cuen, Elena	(P/1892)	Delahanty, Frank	(OF/1914)	Drews, Karl	(P/1956-58)	Esterday, Harry	(SS/1887)
Cuff, Vinnie	(C/1920)	Delahanty, Joe	(OF/1904-05)	Driscoll, Denny	(P,UTL/1880;85)	Estrada, Marco	(P/2018)
Cullop, Nick	(OF/1928)	DeLeon, Jose	(P/1981)	Driskill, Travis	(P/1997-99)	Eustace, Frank	(SS/1899)
Cully, Charles	(3B/1922)	DeLeon, Luis	(SS/1984)	Dubois, Jason	(OF/2005-06;09)	Evans, Ricky	(P/1979-80)
Culmer, Wil	(DH/1984)	Delgado, Tim	(P/1995)	DuBuc, Jean	(P/1910)	Evans, Ernie	(SS/1928)
Cummings, Andy	(SS/1877)	Delmas, Bert	(2B/1935)	DuBose, Eric	(P/2007)	Evans, Kyle	(P/2004-05)
Cummings, John	(P/1998)	DeLucia, Rich	(P/1999)	Duda, Lucas	(INF,OF/2010-12)	Evans, Nick	(INF,OF/2009-11)
Cummings, Midre	(OF/1993-94)	DeMars, Billy	(SS/1949;56)	Dueker, Tony	(UTL/1936-38)	Everts, Cling	(P/2013)
Cumpton, Brandon	(P/2018)	Demeter, Steve	(3B/1955)	Duffalo, Jim	(P/1966-67)	Ewing, Bob	(P/1912)
Cunningham, Bert	(P/1890)	Demontreville, Gene	(3B/1894)	Duffy, John	(RF/1877)	<b>F (112 PLAYERS)</b>	
Curley, Jim	(P/1951)	den Dekker, Matt	(CF/2012)	Dugan, Dan	(P/1929)	Faatz, Jay	(INF/1890)
Currie, Clarenace	(P/1906-07)	Denehy, Bill	(P/1968-69)	Dugas, Shanie	(2B/1983)	Facchini, Al	(SS/1958)
Curry, James	(2B/1877)	Denham, Dan	(P/2005-06)	Dugdale, Dan	(C/1887)	Fajardo, Hector	(P/1991)
Curry, Tony	(LF/1961)	Denney, Kyle	(P/2003-05)	Dukes, Jan	(P/1968-69)	Falk, Chet	(P/1927)
Curtis, Randy	(OF/1997)	Denning, Otto	(C,OF/1943-44)	Dulin, Tim	(2B/1991)	Fallenstein, Ed	(P/1933)
Curtis, Vern	(P/1946)	DePaula, Sean	(P/1999-2002)	Dunbar, Tommy	(OF/1991)	Fallon, Bob	(P/1985)
Cushman, Ed	(P/1883)	Derby, George	(P/1883)	Dunkle, Frank	(P/1923)	Familia, Jeurys	(P/2012)
Custodio, Claudio	(P/2018)	Dermody, Matt	(P/2016-18)	Dunn, Steve	(1B/1886)	Fanning, John	(P/1887;89)
Cutright, Larry	(C/1962)	DeSa, Joe	(1985)	Dunn, Steve	(C/1996)	Fansler, Stan	(P/1988;90)
Cybert, Phil	(P/1979)	Deschenes, Marc	(P/2001)	Dunning, Andy	(P/1890)	Faries, Paul	(INF/1996)
Czopczyc, Walt	(C/1968)	Dessens, Elmer	(P/2009-10)	Dunwoody, Todd	(OF/2002-04)	Farquhar, —	(C/1893)
<b>D (161 PLAYERS)</b>				Durbin, Chad	(P/2003-04)	Farr, Steve	(P/1980-83)
Dailey, Ed	(SS/1893)	Deters, James	(P/2007)	Durmeyer, Charles	(SS/1908-09)	Farrell, Dick	(P/1959)
Dailey, Sam	(P/1930)	Detore, George	(3B/1932)	Durrington, Trent	(INF/2007)	Farrell, John	(P/1987;1995-96)
Daily, Hugh	(P/1882)	Devine, Mickey	(C/1927)	Duser, Carl	(P/1957)		
		DeVinney, Harold	(P/1918-19)	Duzen, Bill	(P/1890)		

# BISONS HISTORY & RECORDS

## BUFFALO BISONS ALL-TIME ROSTER 1877-2018 (3,197 PLAYERS)

Farrell, John	(P/1987)	Francisco, Ben	(OF/2005-08)	Gil, Benji	(INF/2003)	Greene, Ernie	(P,OF/1904-07)
Faulkner, Jim	(P/1929-30)	Francisco, Juan	(INF/2014)	Gilbert, Mark	(CF/1985)	Gregg, Tommy	(OF/1989)
Fauth, Lew	(P/1944;46;48)	Freese, Gene	(3B/1968)	Gilbert, Pete	(3B/1894)	Gregg, Vean	(P/1916)
Federici, Rick	(OF/1980)	Fremming, Ken	(P/1953)	Gilboy, Larry	(OF/1897-98)	Gregory, R.C.	(OF/1897)
Federoff, Al	(2B/1952)	French, Jim	(C/1968)	Giles, Brian J.	(SS/1986)	Greminger, Ed	(3B/1896-99)
Feliciano, Jesus	(OF/2009-11)	Frey, Jim	(P,OF/1961-62)	Giles, Brian	(OF/1995-96;98)	Grey, R.C.	(OF/1897;1901)
Felix, Gus	(CF/1928)	Frey, Lonnie	(2B/1949)	Gilhooley, Frank	(CF/1914-15;20-21)	Grieve, Tom	(OF/1969)
Fenderson, John	(OF/1967)	Friegau, Howard	(UTL/1929)	Gill, Bob	(2B,OF/1916-17)	Grichuk, Randal	(OF/2018)
Ferguson, Alex	(P/1926;29;31)	Frill, John	(P/1912-13)	Gill, Gus	(2B/1966)	Griffin, Alan	(P/1979)
Fermin, Felix	(SS/1988)	Froats, Bill	(P/1954-55)	Gillespie, Cole	(OF/2014)	Griffin, Tobias	(OF/1887;92-94;98)
Fernandez, Jose	(P/2018)	Frobel, Doug	(1B,OF/1981;87)	Gilliespie, Bob	(P/1944-45)	Grigsby, Benji	(P/1996)
Ferrell, George	(UTL/1931-32)	Frohwrith, Todd	(P/1995)	Gilliespie, Jim	(OF/1890)	Grimes, Roy	(1B/1929)
Ferrell, Hugh	(3B/1928-29)	Frondorf, Tom	(P/1966-67)	Gilligan, Rabbitt	(SS/1899)	Grimshaw, Myron	(1B,OF/1902-04)
Ferris, Don	(P/1937-38)	Fryman, Travis	(3B/1999,2001)	Gilmore, Ernie	(OF/1912)	Grimsley, Jason	(P/1995;98)
Ferry, Cy	(P/190-03)	Fuchs, Charles	(P/1941)	Gilmore, Frank	(P,CF/1889)	Grindell, Nate	(INF/2003-04)
Ferson, Alex	(P/1890)	Fullenweider, Phifer	(P/1912-16)	Gimenez, Chris	(C/2008)	Groh, Heinie	(INF/1907;11)
Fertsch, Ed	(P/1899-1900)	Fulmer, Charles	(2B/1878-80)	Gimenez, Hector	(C/2014)	Gronkiewicz, Lee	(P/2004)
Ficklin, Winston	(OF/1987)	Fuson, Robin	(P/1983-84)	Gindl, Caleb	(OF/2015)	Groth, John	(CF/1948)
Field, Greg	(P/1980)	Fussell, Fred	(P/1930-33)	Ginter, Keith	(INF/2007)	Grube, Frank	(C/1930;37)
Field, Jim	(P,1B/1891;95-98)	Fyhrie, Mike	(P/2003)	Ginter, Matt	(P/2008)	Grube, Jarrett	(P/2017)
Fields, John	(UTL/1886;92)	<b>G (168 PLAYERS)</b>					
Fields, Roemon	(OF/2015;17-18)	Gaffney, George	(P/1896)	Girodo, Chad	(P/2015-18)	Gruber, Henry	(P/1896)
Fields, Sam	(C/1877)	Gagan, Owen	(P/1893)	Glaser, Gordy	(P/1983)	Gruber, Kelly	(3B/1983)
Figard, Gordie	(INF/1959)	Gagnier, Ed	(2B/1915)	Glass, John	(P/1970)	Guante, Cecilio	(P/1981)
Figueroa, Luis	(INF/2011)	Gailen, Blake	(OF/2013)	Glass, Tim	(C/1983-84)	Guertero Jr., Vladimir	(3B/2018)
Figueroa, Nelson	(P/2009)	Galante, Joe	(P/1979)	Glassburner, —	(P,OF/1905)	Guerrieri, Taylor	(P/2018)
Filson, Pete	(P/1986)	Galaski, Joe	(P/1906)	Glasscott, —	(3B/1877)	Guillotte, Andrew	(OF/2017-18)
Finegan, Brian	(SS/2005)	Gallagher, Dave	(CF/1983;87)	Glaude, Griffin	(P/2017)	Guilmet, Preston	(P/2015; 18)
Fink, Herman	(P/1938-39)	Gallagher, Tom	(P/1918)	Gleaton, Jerry Don	(P/1985-86;92)	Gunderson, Eric	(P/2001)
Fireovid, Steve	(P/1985;91)	Gallagher, Dave	(P/1966)	Glenn, Brad	(OF/2013-15)	Guthrie, Jeremy	(P/2003-06)
Firle, Mike	(UTL/1886)	Galligan, John	(OF/1887)	Goedert, Jared	(INF/2014)	Gutierrez, Franklin	(OF/2004-07)
Fischer, Carl	(P/1936)	Galligan, John	(OF/1887)	Goelz, Jim	(INF/2001-02)	Gutierrez, Joaquin	(P/1948)
Fisher, Brian	(P/1989)	Gallivan, Phil	(P/1933)	Goff, Jerry	(C/1993-94)	Gutierrez, Ricky	(2B/2003)
Fisher, Chauncey	(P/1893-94)	Galm, James	(P/1913)	Goggans, George	(C/1930)	Gurriel Jr., Lourdes	(INF/2018)
Fisher, Clarence	(P/1922-26)	Galvin, Jim	(P/1878;85;94)	Gogolewski, Bill	(P/1969)	Gyselman, Dick	(3B/1934)
Fisher, George	(RF/1927-29)	Gannon, Jim	(P/1896)	Goins, Ryan	(INF/2013-16)	<b>H (235 PLAYERS)</b>	
Fisher, Harry	(SS/1901)	Garbark, Bob	(C/1942;44)	Gomez, Mauro	(INF/2013)	Haad, Yamid	(C/2007-08)
Fisher, Michael	(INF/2011-12)	Garbowski, Alex	(SS/1952)	Gomez, Preston	(SS/1945)	Haas, Bill	(1B/1964-65)
Fisher, —	(P/1885)	Garcia, Carlos	(SS/1990-92)	Gomez, Ruben	(P/1960-61)	Hacker, Warren	(P/1959-60)
Fishman, Jake	(P/2018)	Garcia, Dan	(OF/1982)	Gonzalez, Andy	(INF,OF/2008)	Hackman, Luther	(P/2004)
Fisk, Conor	(P/2018)	Garcia, Danny	(DH/2005)	Gonzalez, Denny	(INF/1982;88)	Haddock, George	(P/1890)
Fitzberger, Charles	(1B/1931)	Garcia, Emmanuel	(OF/2010)	Gonzalez, Edgar	(P/2013)	Haese, —	(RF/1901)
Fitzgerald, Jason	(INF/2002)	Garcia, Freddy	(P/2009)	Gonzalez, Juan	(OF/2005)	Hafner, Travis	(INF/2003;08)
Fitzgerald, Roy	(OF/1934-35)	Garcia, Karim	(OF/2001-03)	Gonzalez, Luis	(INF/2002)	Hagan, Art	(P/1883-84)
Fitzgerald, W.	(C/1911)	Garcia, Luis	(OF/2002-03)	Gonzalez, Raul	(OF/2004)	Hague, Matt	(INF/2014-15)
Flanagan, James	(OF/1909)	Garcia, Miguel	(P/1988-90)	Goodall, Herb	(P/1891)	Hahn, Dick	(C/1943)
Fleming, Fred	(OF/1955)	Gardner, Dick	(P/1964-65)	Gooden, Dwight	(P/1998-99)	Hahn, Don	(OF/1970)
Fleming, Les	(1B/1940)	Garko, Ryan	(C,INF/2004-06)	Goodenough, William	(OF/1896)	Hahn, Fred	(P/1955-59)
Flener, Huck	(P/1998)	Garnett, Frank	(INF/1969)	Gordonier, Ray	(P/1918-21)	Halama, John	(P/2008)
Fletcher, Elbie	(1B/1936)	Garrison, —	(CF/1894)	Gordy, Atwood	(P/1923-25)	Haley, Patsy	(C,1B/1916)
Fletcher, Van	(P/1955)	Garrity, Pete	(P/1980)	Gordy, Ken	(P/1934)	Hall, Albert	(OF/1989)
Flodin, Lloyd	(UTL/1964)	Garry, Jim	(OF/1898-1900)	Gose, Anthony	(P/2013-14)	Hall, Andy	(C/1989)
Flood, Jim	(2B/1900)	Gatewood, Aubrey	(P/1966-67)	Gosger, Jim	(OF/1970)	Hall, Bob	(SS/1911)
Flores, Jose	(INF/2006)	Gatherun, Bob	(C/1930)	Gould, Bill	(P/1931-34)	Hall, Bob	(P/1946)
Flores, Miguel	(INF/1995)	Gautreau, Jake	(INF/2005-06)	Gowdy, Hank	(C/1913)	Hall, Drew	(P/1992)
Flowers, Ben	(P/1955)	Gaviglio, Sam	(P/2018)	Graber, Rod	(CF/1957)	Hall, Grady	(P/1986)
Flowers, Jake	(INF/1936)	Gaw, George	(P/1915-17;19)	Gracey, Scott	(P/2013)	Hall, Irving	(INF/1947)
Floyd, Leslie	(SS/1944)	Geary, Huck	(UTL/1935-37)	Graff, Milt	(2B/1958)	Hall, Russ	(SS/1899)
Flynn, Dan	(P/1886)	Gee, Dillon	(P/2009-11)	Graffanino, Tony	(INF/2008)	Halligan, Bill	(UTL/1889-90;1900-01)
Flynn, Ed	(3B/1889)	Gelinas, Mark	(P/1979)	Graham, Wayne	(3B,OF/1960;65)	Hallman, Billy	(2B/1899-1900)
Flynn, Jim	(SS/1888)	Gentry, Rufus	(P/1942-43;46;48)	Grampp, Henry	(P/1931)	Hamburg, Charles	(OF/1887-89)
Foley, Charles	(P,UTL/1881-83)	German, Les	(P,1B/1891;97)	Grant, Frank	(2B,OF/1886-88)	Hamel, Joe	(P,OF/1924)
Foley, John	(P/1886)	Germano, Justin	(P/2013)	Grant, George	(P/1931)	Hamilton, Carlton	(P/1991)
Foley, Marv	(C/1985-86)	Gernert, Dick	(1B/1954)	Graterol, Juan	(C/2017)	Hamilton, Jimmy	(P/1998-99)
Foley, Travis	(P/2006)	Gerut, Jody	(OF/2002-03;05)	Graveman, Kendall	(P/2014)	Hamilton, Jon	(OF/2001)
Foley, —	(PH/1907)	Gervais, Lucien	(P/1913)	Graves, Danny	(P/1995-97;06)	Hamley, Robert	(P/1955)
Font, Wilmer	(P/2016)	Gettman, Jake	(OF/1900-07)	Graves, Frank	(C/1888)	Hammond, Chris	(P/2001)
Force, Dave	(2B,SS/1878-85)	Getz, Chris	(P/2014)	Gray, George	(P/1896-1902)	Hammer, Pete	(P/1981)
Ford, Russ	(P/1914-15)	Getz, R.J.	(RF/1877)	Gray, Jim	(3B/1887)	Hamons, Frank	(P/1944-45)
Fordyce, Brook	(C/1995)	Gibbons, —	(CF/1894;1901)	Gray, John	(P/1960)	Hampson, Justin	(P/2011-12)
Foreman, Frank	(P,OF/1892;1900)	Gibbs, Charles	(P/1888-89)	Gray, Ted	(P/1946-47)	Hamrick, Ray	(SS/1946)
Foshie, Brent	(P/1970)	Gibson, George	(C/1903)	Green, Andy	(INF/2009-10)	Hancock, Morris	(C/1941)
Fossum, Casey	(P/2009;11)	Gibson, W. Joel	(P/1962)	Green, Dallas	(P/1959-60)	Hancock, Fred	(3B/1950-51)
Fournier, Henry	(P,OF/1892;93;95)	Gideon, Brett	(P/1988)	Green, Ed	(P/1887)	Hancock, Lee	(P/1990;92-94)
Fouser, Bill	(INF/1877)	Giebell, Floyd	(P/1940-43;46)	Green, Elijah	(3B/1963-65)	Handley, Jim	(C/1965)
Foytack, Paul	(P/1952-54)	Gigon, Norm	(2B/1962)	Green, Jeff	(P/1982-83)	Hanebrink, Harry	(INF/1959-61)
Francis, Ike	(SS/1902-03)			Green, Sean	(P/2010)	Haney, Chris	(P/1999-2000)
Francis, Jeff	(P/2015)			Green, Tom	(OF/1992-93)	Hanford, Charles	(OF/1913-14)
				Green, Tyler	(P/2000)		



# BISONS HISTORY & RECORDS

## BUFFALO BISONS ALL-TIME ROSTER 1877-2018 (3,197 PLAYERS)

Ketcham, Emery (P/1922)	Ladoucer, Napoleon (P/1923)	Limeric, Jim (P/1904)	Mace, Harry (P/1893)
Khalifa, Sammy (INF/1988-89)	Laffey, Aaron (P/2007-08)	Lincoln, Brad (P/2013)	MacGamwell, Ed (1B/1903)
Kiefer, Steve (INF/1990)	Lafitte, Ed (P/1915)	Lincoln, Fred W. (OF/1901)	MacIvor, Colin (P/1964)
Kielty, Bobby (OF/2009)	Lake, Harry (C/1926)	Lind, Orlando (P/1899)	Mack, Connie (C/1890)
Kies, Carl (P/1921)	Lake, Junior (OF/2016)	Linden, Todd (OF/2008)	Mack, Denny (2B/1878;80)
Kiger, Mark (INF/2009)	Lakeman, Al (C/1953-54)	Lindquist, Carl (P/1951)	Mack, Ray (2B/1939)
Killefer, Bill (C/1911)	Laker, Tim (C/2001-02;06)	Lines, Dick (P/1968-69)	Mack, Reddy (P,2B/1891)
Killian, Ed (P/1012)	LaLonge, Mickey (C/1913-15)	Linhart, Carl (OF/1953)	Mackey, Joe (SS/1969)
Killilea, Marty (INF/1917)	Lamb, Mike (INF/2009)	Lipscomb, Nig (3B/1945)	Mackowiak, Rob (INF/2009)
Killinger, Bill (UTL/1955)	Lamp, Dennis (P/1992)	Lipski, Bob (C/1962)	Madden, Morris (P/1988-89)
Kilroy, Jim (P/1893)	Lampe, Henry (P/1895)	Liriano, Francisco (P/2017)	Madison, Dave (P/1953)
Kilroy, Mike (P/1895)	Lancaster, Les (P/1995)	Lis, Joe (INF/1996)	Magee, Bill (P/1902-04)
Kimmick, Walter (INF/1926)	Lancellotti, Rick (OF/1979-80)	Lisenbee, Hod (P/1932;36)	Maglie, Sal (P/1938-40)
King, Chick (CF/1954-55)	Landrith, Hobiew (C/1951)	Listach, Pat (INF/1997-98)	Magnum, Leo (P/1927-30)
King, Herold (SS/1911)	Landrum, Bill (P/1989)	Little, Bryan (INF/1985-86;88)	Magrann, Tom (C/1991)
King, Jeff (INF/1989;91-92)	Landrum, Don (LF/1959-60)	Little, Keith (1B/1953)	Magruder, Chris (OF/2002-03)
King, — (P/1889)	Lane, George (C,CF/1877)	Little, Mark (OF/2003-04)	Mahaffey, Art (P/1959-60)
Kingdon, Wes (SS/1923-26)	Lane, — (2B/1903)	Little, Scott (1B/1988-89;91)	Maier, Bob (3B/1944)
Kinkade, Mike (INF,OF/2005)	Langerhans, Ryan (OF/2013)	Littlefield, Dick (P/1952)	Maile, Luke (C/2017)
Kipper, Bob (P/1990)	Langston, Mark (P/1999)	Livingston, Bobby (P/2010)	Main, Miles (P/1913)
Kirkreit, Daron (P/1997)	Lansford, Joe (1B,DH/1986)	Liz, Radhames (P/2014)	Maine, John (P/2010)
Kisinger, Rube (P/1904-10)	Lansing, Mike (INF/2002)	Llewellyn, Manley (P/1922)	Mains, Willie (P/1898)
Kittle, Ron (DH/1985)	LaPorte, Frank (C,2B/1903-05)	Locke, Larry (P/1962;66)	Maisel, George (UTL/1928)
Klages, Fred (P/1969)	Lara, Juan (P/2006-07)	Locke, Ron (P/1964-66)	Maise, Dave (PH/1992)
Kleine, Victor (P/2003;05)	Larkin, Shaun (INF/2007)	Loewen, Adam (INF, OF/2012-13)	Malarkey, Bill (P/1908-11)
Klink, Joe (P/1995)	LaRocca, Greg (INF/2001-03)	Lofgren, Chuck (P/2007)	Maldovan, John (P/1953)
Klinck, Billy (2B/1909)	LaRoche, Andy (INF/2013-14)	Lois, Alberto (OF/1979)	Maley, Joe (P/1925)
Kline, Bob (P/1935-39)	Larrison, Preston (P/2008)	Loneragan, Wally (SS/1916)	Malkin, John (C/1983)
Kline, Steve (P/1997)	Larson, Ryan (P/2002)	Long, Bill (P,DH/1985-86)	Malkmus, Bob (INF/1962)
Knabenshue, Chris (OF/1994)	Lary, Frank (P/1953-54)	Long, Bob (P/1979)	Mallon, Les (2B/1934)
Knapp, Levi (P,OF/1907-09)	Lary, Lyn (INF/1942)	Lonnnet, Joe (C/1959-61)	Malo, Jonathan (INF,OF/2009-11)
Knechtges, Paul (P/1970)	Lastrsa, Miguel (INF/1945)	Looney, Brian (P/2000)	Malone, Lew (INF/1927-28)
Knight, Brandon (P/2009)	Latham, Artie (SS,OF/1880)	Lopes, Christian (INF/2017)	Maloney, J.W. (P/1892;94)
Knight, Joe (OF/1899)	Latos, Mat (P/2017)	Lopes, Tim (INF/2018)	Manders, Hal (P/1946)
Knight, — (2B/1886)	LaValliere, Mike (C/1989)	Lopez, Albie (P/1995-97)	Manguso, Eddie (LF/1928)
Knoll, Hub (OF/1899-1900)	Lavigne, Art (C/1914)	Lopez, Arturo (P/2009)	Manus, Les (2B/1913;29)
Knorr, — (P/1901)	Law, Jack (C,1B/1902)	Lopez, Hector (INF/1968)	Manning, Hal (P/1935)
Knotts, Joe (C/1909)	Lawless, Dave (P/1935)	Lopez, Luis (INF/1995)	Manning, Harry (C/1919;21)
Knowles, Jim (3B/1891)	Lawrence, Casey (P/2013;15-17)	Lopez, Marcelino (P/1962)	Manning, John (OF/1881)
Knowlton, George (P/1887)	Lawrence, Mike (OF/1898)	Lopez, Raffy (C/2017)	Manriquez, Salomon (C,INF/2010-11)
Kobesky, Ed (OF/1942-44)	Lawrie, Brett (INF/2013)	Lord, Harry (3B/1915)	Manto, Jeff (1B/1997-2000)
Koenecke, Len (CF/1933)	Leake, Al (P/1917)	Lorenz, Lou (C/1943)	Marcan, A. (INF/1909)
Konnick, Mike (UTL/1910)	LeBlanc, Wade (P/2016)	Lorraine, Andrew (P/2000)	March, Ed (P/1949;55)
Koplove, Mike (P/2007)	Leblebajian, Jason (INF/2017-18)	Louden, Billy (INF/1914-15)	Marchildon, Phil (P/1950)
Kopp, Merlin (OF/1916-17)	Ledbetter, Bob (P/1931)	Loudenslager, Chas. (2B/1919)	Marcum, John (P/1938)
Korecky, Bobby (P/2013-16)	Lee, Cliff (P/2002-03;07)	Loughlin, Larry (P/1970)	Marenette, Leo (P/1970)
Korince, George (P/1970)	Lee, David (P/2004)	Loun, Don (P/1968)	Marini, Marc (OF/1995)
Koronka, John (P/2007)	Lee, Quinn (P/1940;45-46)	Loup, Aaron (P/2015-16)	Markland, Gene (INF/1940-41;46;49-50)
Korte, Dick (INF/1941)	Leggett, Louis "Doc" (C/1933)	Love, Ruel (P/1930-31)	Marlowe, Dick (P/1952;55)
Korwan, Jim (P/1894)	Leggatt, Dick (P/1982)	Lovell, Don (1B/1987)	Marquis, Jim (P/1928)
Kotchman, Casey (INF/2016)	LeHane, Mickey (P,1B/1887-89)	Lovenguth, Lynn (P/1950-52)	Marriott, Bill (2B/1928)
Kottaras, George (C/2014-15)	Lehman, Ken (P/1959-60;62)	Lovullo, Torey (INF/1995;97-98)	Marsden, Steve (P/1984)
Koupal, Lou (P/1926)	Lehr, Clarence (UTL/1913-14)	Lowrey, Harry (CF/1956)	Marsh, Ed (C/1923)
Kouzmanoff, Kevin (INF/2006)	Leiper, Tim (3B,OF/1993-94)	Lucas, Ray (P/1933)	Marsh, Tom (OF/1996)
Kowalik, Fabian (P/1934;37-39)	Leius, Scott (INF/1996)	Lucas, Stan (P/1930;36)	Marshall, Cy (P,OF/1919)
Kramer, Randy (P/1988-90)	Leon, Arnold (P/2016)	Lucca, Lou (OF/2003)	Marshall, Ed (SS/1933)
Kranepool, Ed (1B/1963-64)	Leone, Dominic (P/2017)	Lucey, Joe (P,OF/1925-26)	Marshall, Roy (P/1915)
Krapp, Gene (P/1914-15)	Lepard, Edgar (P/1923-25)	Luderer, Brian (C/2004)	Marte, Andy (3B/2006-07)
Krauss, Tim (INF/1986)	Lepley, Paul (RF/1955)	Ludwick, Ryan (P/2004-05)	Martin, Al (OF/1992)
Krawczyk, Ray (P/1982)	Lerchen, George (OF/1946;52)	Lufberry, Joe (SS/1889)	Martin, Bob (2B/1945)
Kress, Charley (1B,OF/1955)	Leroux, Chris (P/2016)	Lujan, John (P/2010-11)	Martin, Dustin (OF/2012)
Kretlow, Lou (P/1946-47;57)	LeRoy, Louis (P/1902-03)	Luna, Hector (P/2007)	Martin, Frank (2B/1900)
Kreutzer, Frank (P/1968-69)	Leverenz, Walt (P/1926-27)	Lund, Don (RF/1952)	Martin, Gene (OF/1969)
Kratz, Erik (C/2014;16)	Leverette, Dixie (P/1930)	Luskey, Charles (C/1902-03)	Martin, J.D. (P/2004;08)
Krichell, Paul (C/1914)	Levey, Jim (SS/1941-42;44)	Lutz, Zach (INF/2010-12)	Martin, Joe (3B/1938-41)
Krock, Gus (P/1890)	Levis, Jesse (C/1995;2000)	Lynch, David (P/1995)	Martin, Kevin (P/2002)
Krohn, Ed (1B/1894)	Lewee, Ed (SS/1894-96)	Lynch, Jack (OF/1902)	Martin, Pat (P/1920)
Kroll, Gary (P/1982)	Lewis, Fred (OF/2012)	Lynch, John (P/1881)	Martin, Tom (P/1998-2000)
Kroner, John (2B/1940)	Lewis, James (P/1995-96)	Lynch, Mike (2B/1918)	Martindale, Ryan (C/1995)
Kume, Mike (P/1957-58)	Lewis, Jensen (P/2007-08)	Lynch, Walter (C/1917)	Martinez, Carlos (SS/1986)
Kunz, Eddie (P/2009)	Lewis, Mark (P/2001)	Lyons, Frank (P/1920)	Martinez, Carmelo (INF/1995)
Kutyna, Marty (P/1963)	Lewis, Richie (P/2000-01)	Lyons, Harry (OF/1891)	Martinez, Fernando (OF/2009-11)
	Lewis, Scott (P/2008)	Lyons, Steve (UTL/1986)	Martinez, Iggy (P/1979-80)
	Lewis, — (P/1890)		Martinez, Ramon (INF/2009)
	Libby, Steve (1B/1878-79)		Martinez, Sandy (C/2004)
	Lieber, Jon (P/1994)		Martinez, Victor (C/2003;08)
	Liefer, Jeff (1B,OF/2005)		Martinez, Willie (P/1998-2000)
	Lillie, Jim (P,OF/1883-85)		Marx, Tim (C/1993)

### L (154 PLAYERS)

### M (340 PLAYERS)

# BISONS HISTORY & RECORDS

## BUFFALO BISONS ALL-TIME ROSTER 1877-2018 (3,197 PLAYERS)

Mashore, Clyde	(OF/1967)	McKeon, Joel	(P/1985-86)	Miller, Orlando	(SS/1999)	Mullen, Bill	(3B/1929)
Mason, Chris	(P/2009)	McKeough, Dave	(C/1891)	Miller, Otis	(2B/1932)	Mullen, Tom	(P/1985)
Mason, Del	(P/1902)	McKevitt, —	(OF/1899)	Miller, Paul	(P/1991-94)	Mullin, Pat	(CF/1940-41;54)
Mason, Grimm	(UTL/1963)	McKinney, Billy	(OH/2018)	Miller, Travis	(P/2002)	Munday, Bill	(PH/1928)
Mason, Henry	(P/1959-61)	McLaughlin, Bob	(OF/1909)	Miller, William	(OF/1905)	Muniz, Carlos	(P/2009)
Mason, Jim	(SS/1969)	McLeland, Wayne	(P/1952)	Milliard, Ralph	(INF/2001)	Munn, Red	(C/1930-31;33)
Mason, Roger	(P/1990-91)	McManus, Frank	(C/1905-06)	Milligan, Bill (P/1896;98;1900;02-03;05-08)		Munoz, Omer	(2B,SS/1993)
Massarelli, John	(OF/1995)	McMillan, Tom	(SS/1979)	Milligan, John	(P/1929)	Munsell, Emmett	(P/1912)
Massey, Bill	(1B/1899)	McMullen, Hugh	(C/1926)	Milligan, Randy	(1B/1988)	Murphy, Daniel	(INF/2010)
Mastny, Tom	(P/2006;08)	McMurtry, Craig	(P/1993)	Mills, Art	(P/1928-30)	Murphy, Dennis	(C/1930)
Mastroianni, Darin	(OF/2014)	McNab, Tim	(P/2009)	Mills, Brad	(P/2014)	Murphy, Eddie	(1B/1905)
Matheny, Brandon	(P/2002)	McNabb, Carl	(2B/1944-45)	Milstead, George	(P/1928;33-34)	Murphy, Jack	(C/2013-14)
Mathias, Carl	(P/1963-64)	McNair, Eric	(SS/1941)	Minarcin, Rudy	(P/1951)	Murphy, Marty	(OF/1918)
Mattern, Lefty	(P/1915)	McNair, Gerald	(2B/1943)	Mincher, Don	(1B/1961)	Murphy, Mike	(P/1984;87)
Matterson, H.E.	(P/1905)	McNally, Sean	(INF/2001)	Mineo, Alberto	(C/2018)	Murphy, Mike	(OF/1918)
Matteson, George	(P/1913)	McNamara, Vince	(SS/1927)	Mineo, Randolph	(C/1933)	Murphy, Pat	(C,CF/1891-92)
Matthews, Bill	(P/1904)	McNerney, Henry	(P/1896)	Minor, Blas	(P/1990-92;94)	Murray, Heath	(P/2002)
Matthews, Mike	(P/1997-99)	McNeilance, Alex	(P/1952-53)	Minor, Harry	(C/1950)	Murray, Jimmy	(OF/1905-08;11-14)
Mattison, Kieran	(P/2005)	McPartlin, Frank	(P/1897)	Miranda, Angel	(P/1997)	Murray, Tony	(LF/1925)
Maul, Albert	(P,OF/1892)	McQuaid, Jim	(2B/1899)	Misch, Pat	(P/2009-11)	Murray, William	(OF/1886)
Maurer, Dave	(P/2002)	McRae, Hal	(2B/1967)	Miscik, Bob	(3B/1981-82)	Musgraves, Dennis	(P/1964-65)
Mavis, Bob	(INF/1952;55)	McSorley, John	(UTL/1878)	Mitchell, Fred	(C/1912)	Myers, George	(C,OF/1884-85)
May, Lee	(1B/1966)	McTigue, Billy	(P,OF/1912)	Mitchell, John	(P/1898)	Myers, Kenton	(C/2002)
May, Lucas	(C/2012)	McVicker, Mattie	(OF/1899)	Mitchell, John	(2B/1929)	Myers, Rick	(P/1984)
Maysey, Matt	(P/1994)	McWhorter, H.P.	(C/1955)	Mitchell, Ron	(P,OF/1980)	Myette, Aaron	(P/2003)
Mayza, Tim	(P/2017-18)	Meachem, Bobby	(INF/1989)	Moeller, Ed	(P/1956-57)		
McAllister, Lew	(C,INF/1903-12)	Meakin, Geo	(P/1893)	Moeller, Dennis	(P/1993)		
McAnally, Ernie	(P/1970)	Meakin, Jim	(P/1893)	Mohart, George	(P/1922-23)	Nagy, Charles	(P/2000-02)
McAuley, Pat	(C/1899)	Meakin, —	(P,OF/1895)	Mohler, Mike	(P/2000)	Nagy, Steve	(P/1956-58)
McAvoy, Jim	(C/1924-25)	Medlar, Charles	(P/1942)	Mohoric, Dale	(P/1982)	Nanita, Ricardo	(OF/2013-14)
McCabe, Art	(P,OF/1910-12)	Medrano, Anthony	(INF/2001-02)	Mokan, John	(OF/1928)	Napoleon, Dan	(OF/1965)
McCabe, Dick	(P/1917;20-22)	Medvin, Scott	(P/1988-90)	Moll, Sam	(P/2018)	Narum, Les	(P/1968)
McCabe, Tom	(OF/1918)	Meeks, Tim	(P/1991)	Monahan, Pete	(1B/1928)	Nash, Billy	(SS/1899)
McCahan, Bill	(P/1949)	Meeks, Sam	(INF/1954)	Monsalve, Alex	(C/2017)	Nash, Tom	(OF/1928)
McCall, Rod	(INF/1997)	Meers, Russ	(P/1948)	Montero, Jesus	(INF/2016)	Nattress, Natty	(SS/1902-09)
McCarren, Bill	(INF/1918-21)	Mejia, Jenrry	(P/2010-12)	Montero, Miguel	(C/2017)	Navarro, Dioner	(C/2015)
McCarthy, Joe	(2B/1914-15)	Mele, Sam	(LF/1958)	Montgomery, Steve	(P/1997)	Navarro, Jaime	(P/2000)
McCarthy, —	(P/1901)	Meloan, John	(P/2008)	Moock, Joe	(UTL/1970)	Navarro, Oswaldo	(INF/2012)
McCatty, Steve	(P/1986)	Melton, Dave	(LF/1957)	Mooney, W.J.	(C/1887)	Neagle, Denny	(P/1993)
McCauley, Jim	(C/1940)	Melton, Larry	(P/1988-89)	Moore, Al	(LF/1928-30)	Needham, George	(SS/1907)
McClendon, Lloyd	(OF/1995)	Menendez, Tony	(P/1985;93)	Moore, Anse	(RF/1947-49)	Neely, Jeff	(P/1990-91)
McCloskey, Bill	(C,SS/1888)	Menhart, Paul	(P/1999)	Moore, Balor	(P/1970)	Neeman, Cal	(C/1961)
McConnell, George	(P,1B/1906-08;14)	Merced, Orlando	(INF/1989-91)	Moore, Barry	(P/1968)	Negrych, Jim	(INF/2013)
McCormick, Mike	(1B,OF/1937)	Mercedes, Jose	(P/2002)	Moore, Brad	(P/1994)	Neidlinger, Jim	(P/1988)
McCoy, Mike	(INF,OF/2013)	Mercker, John	(2B/1922)	Moore, Earl	(P/1914)	Neiger, Alvin	(P/1960)
McCoy, Patrick	(P/2016)	Mercker, Kent	(P/1996)	Moore, Kelvin	(1B/1985)	Neis, Bernie	(OF/1926)
McCraney, —	(3B/1901)	Merloni, Lou	(INF/2006)	Moore, Marcus	(1997-98)	Nelson, Albert	(P/1913)
McCullock, Alec	(P/1984)	Merritt, George	(P/1910-12)	Moose, Baxter	(P/1930)	Nelson, Jack	(SS/1888)
McCullough, Clayton	(C/2005)	Merritt, Roy	(P/2010)	Morales, Franklin	(P/2016)	Nelson, John	(C/1900)
McCullough, Clyde	(C/1940)	Merulla, Tony	(P,C,UTL/1981)	Moran, Alan	(INF/1963-64)	Nelson, Lynn	(P/1940-41)
McDade, Mike	(INF/2014)	Mesa, Melky	(OF/2014-16)	Moran, Harry	(P/1914)	Nelson, Rick	(P,OF/1987)
McDonald, Darnell	(OF/2005)	Messitt, Jack	(1B/1892)	Morban, Jose	(INF/2005)	Nelson, John	(C/1900)
McDonald, Dave	(P,UTL/1970)	Meyer, Benny	(OF/1915)	Mordarski, Ed	(C/1945;47-48;52)	Nen, Dick	(1B/1969)
McDonald, Eddie	(3B/1911)	Meyer, Doug	(PH/1917)	Morelock, Harry	(3B/1893)	Nettles, Joe	(OF/1929)
McDonald, Jerry	(2B/1979)	Meyer, Dutch	(INF/1941-42;47)	Moreno, Armando	(INF/1990-91)	Nevel, Ernie	(P/1953-54)
McDonald, Jim	(SS/1885)	Meyer, Joey	(1B/1991)	Morimando, Shawn	(P/2018)	Neville, Dan	(P/1966)
McDonald, Joe	(SS/1916-17)	Meyers, Butch	(3B/1934-38)	Morgan, Bobby	(INF/1958-62)	Newenham, Horace	(P,OF/1901)
McDonald, John	(SS/1999-2001)	Meyers, Chief	(C/1918)	Morgan, Scott	(OF/1998-2000)	Newkirk, Dave	(P/1958)
McDonald, P.	(1B/1886)	Miceli, Dan	(P/1994/2003)	Morman, Alvin	(P/1997-98)	Newman, Alan	(P/2000)
McDonald, Rod	(P/1983)	Michaels, Jason	(OF/2006)	Morman, Russ	(INF/1985-86;93)	Newsom, Randy	(P/2008)
McDonald, Tex	(UTL/1914-15)	Michaels, John	(P/1931)	Moronko, Jeff	(SS,3B/1983-84)	Nicholas, Harry	(P/1956)
McDowell, E.	(RF/1877)	Mier, Jio	(INF/2016)	Morrell, Bill	(P/1932)	Nicholson, Larry	(P,1980)
McElroy, Francis	(UTL/1955)	Mierkowicz, Ed	(OF/1945-46;56)	Morrissey, John	(3B/1881)	Nichting, Chris	(P/1998;2000)
McFarland, Blake	(P/2015)	Miglio, John	(P/1984)	Morrow, Brandon	(P/2014)	Nickeas, Mike	(C/2009-14)
McFarland, Howard	(OF/1935-36)	Miles, Jim	(P/1968-69)	Morse, Bert	(P/1913-14)	Niebergall, Charley	(C/1920)
McGehee, Connor	(OF/1982)	Miller, Adam	(P/2006-08)	Moscovich, George	(1B/1951)	Niese, Jonathon	(P/2009-10)
McGlone, John	(P,3B/1886)	Miller, Bob	(P/1959)	Moses, John	(OF/1991)	Niesel, Christopher	(P/2007)
McGlynn, Ed	(C/1877)	Miller, Charles	(P/1887)	Mota, Jose	(2B/1985)	Nieuwenhuis, Kirk	(OF/2010-12)
McGowan, Dustin	(P/2013)	Miller, Chuck	(P/1944)	Mouton, Lyle	(OF/2003)	Nieve, Fernando	(P/2009-10)
McGowan, Frank	(CF/1934-37)	Miller, David	(OF/1998-2000)	Mowry, Joe	(OF/1936)	Nitkowski, C.J.	(P/2012)
McGroarty, Tom	(P/1957)	Miller, Eddie	(1B,2B/1920-22;24-25)	Moyer, Bob	(1B/1945)	Nixon, Otis	(OF/1987)
McGuinness, George	(P/1895)	Miller, Hack	(CF/1930)	Moynihan, Mike	(SS/1880)	Ngoepe, Gift	(INF/2018)
McGunnigle, Bill	(P,OF/1878-80)	Miller, Hugh	(1B/1911)	Mrozinski, Ron	(P/1956;59)	Noble, Ray	(C/1957-58)
McGuire, Deck	(P/2014; 18)	Miller, Jack	(P/1918)	Mueller, Heinie	(OF/1929-34)	Noboa, Junior	(2B/1984;87;94)
McGuire, Reese	(C/2018)	Miller, Jim	(C/1944)	Mueller, Les	(P/1946-47)	Nolan, Kevin	(INF/2014-15)
McHale, John	(1B/1945-46)	Miller, Keith	(OF/1991)	Mujica, Edward	(P/2006-08)	Nolan, Roger	(UTL/1927)
McHugh, Collin	(P/2012)	Miller, Larry	(P/1965)	Mulhern, Ryan	(P/2007-08)	Nolin, Sean	(P/2013-14)
McIntyre, Matty	(OF/1902-03)	Miller, Matt	(P/2004-07)	Mulleavy, Greg	(SS/1933-40;43)	Norman, Les	(OF/1997)

### N (59 PLAYERS)

Nagy, Charles	(P/2000-02)
Nagy, Steve	(P/1956-58)
Nanita, Ricardo	(OF/2013-14)
Napoleon, Dan	(OF/1965)
Narum, Les	(P/1968)
Nash, Billy	(SS/1899)
Nash, Tom	(OF/1928)
Nattress, Natty	(SS/1902-09)
Navarro, Dioner	(C/2015)
Navarro, Jaime	(P/2000)
Navarro, Oswaldo	(INF/2012)
Neagle, Denny	(P/1993)
Needham, George	(SS/1907)
Neely, Jeff	(P/1990-91)
Neeman, Cal	(C/1961)
Negrych, Jim	(INF/2013)
Neidlinger, Jim	(P/1988)
Neiger, Alvin	(P/1960)
Neis, Bernie	(OF/1926)
Nelson, Albert	(P/1913)
Nelson, Jack	(SS/1888)
Nelson, John	(C/1900)
Nelson, Lynn	(P/1940-41)
Nelson, Rick	(P,OF/1987)
Nelson, John	(C/1900)
Nen, Dick	(1B/1969)
Nettles, Joe	(OF/1929)
Nevel, Ernie	(P/1953-54)
Neville, Dan	(P/1966)
Newenham, Horace	(P,OF/1901)
Newkirk, Dave	(P/1958)
Newman, Alan	(P/2000)
Newsom, Randy	(P/2008)
Nicholas, Harry	(P/1956)
Nicholson, Larry	(P,1980)
Nichting, Chris	(P/1998;2000)
Nickeas, Mike	(C/2009-14)
Niebergall, Charley	(C/1920)
Niese, Jonathon	(P/2009-10)
Niesel, Christopher	(P/2007)
Nieuwenhuis, Kirk	(OF/2010-12)
Nieve, Fernando	(P/2009-10)
Nitkowski, C.J.	(P/2012)
Nixon, Otis	(OF/1987)
Ngoepe, Gift	(INF/2018)
Noble, Ray	(C/1957-58)
Noboa, Junior	(2B/1984;87;94)
Nolan, Kevin	(INF/2014-15)
Nolan, Roger	(UTL/1927)
Nolin, Sean	(P/2013-14)
Norman, Les	(OF/1997)

# BISONS HISTORY & RECORDS

## BUFFALO BISONS ALL-TIME ROSTER 1877-2018 (3,197 PLAYERS)

Norris, Daniel	(P/2014-15)	Parks, Vernon	(P/1929-30)	Pierce, Ray	(PH/1927)	Rasmussen, Rob	(P/2014-15)
Northey, Ron	(RF/1954)	Parmley, Ian	(OF/2017-18)	Piere, Bill	(C/1922)	Ratliff, Gary	(OF/1968)
Notarino, Tony	(P/1980)	Parnell, Bobby	(P/2010-11)	Pieroazio, Wes	(P/1984)	Ray, Art	(P/1982)
Novick, Walter	(C/1950-51)	Paronto, Chad	(P/2002-03)	Pignatano, Joe	(C/1963)	Rayborn, Kenny	(P/2003-05)
Nowak, Henry	(OF/1938-40)	Parrott, Ralph	(OF/1907)	Pike, Jesse	(OF/1940)	Reboulet, Jim	(INF/1988)
Nowak, Stan	(3B/1918)	Parsons, Casey	(P,OF/1987)	Pillar, Kevin	(OF/2013-14)	Reccius, Phillip	(P,2B/1893)
Nye, Dick	(P/1970)	Parsons, Dixie	(C/1941)	Pinckney, Brandon	(2B/2005)	Redding, Tim	(P/2009)
Nyman, Chris	(1B,DH/1986)	Parton, Jim	(P/1949)	Pineiro, Joel	(P/2015)	Reddy, Joe	(P/1921-26)

### O (53 PLAYERS)

O'Brien, John	(2B/1894)	Pascucci, Valentino	(INF,OF/2010-12)	Pippin, Craig	(P/1982;87)	Redmond, Jack	(C/1942)
O'Brien, Mike	(C/1920)	Pastors, Greg	(SS/1982)	Pisciotta, Marc	(P/2000)	Redmond, Todd	(P/2013;15)
O'Brien, —	(RF/1918)	Patrick, Bob	(OF/1941)	Pitula, Stan	(P/1961)	Reed, Darren	(OF/1994)
O'Connor, Mike	(P/2010-11)	Pattee, Harry	(2B/1910)	Plansky, Tony	(1B/1931)	Reed, Rick	(P/1988-91)
O'Donnell, Harry	(C/1928)	Patterson, Bob	(P/1988-89)	Platenberg, Eric	(P/1996)	Refsnyder, Rob	(INF/2017)
O'Donoghue, John	(P/1970)	Patterson, Scott	(P/2012)	Plummer, Jake	(OF/1934)	Regales, Joe	(P/1990)
O'Hair, Clarence	(P/1926)	Patzke, Jeff	(INF/2000)	Podbielan, Clarence	(P/1960)	Rehn, Bill	(UTL/1933-34)
O'Malley, John	(CF/1927)	Paulino, Ronny	(C/2011)	Polanco, Enohel	(INF/2000)	Rehn, Vic	(P/1961)
O'Neil, Bill	(P-SS/1890)	Pearce, Frank	(P/1934)	Pollock, John	(UTL/1942)	Reichert, Dan	(P/2008)
O'Neil, John	(UTL/1942)	Pearce, Steve	(OF/2017-18)	Pomorski, John	(P/1935-36)	Reid, Andy	(C/1897)
O'Neill, Jim	(2B/1916-17)	Pedrique, Al	(INF/1988)	Pompey, Dalton	(OF/2014-18)	Reid-Foley, Sean	(P/2018)
O'Rourke, Frank	(3B/1913)	Peer, —	(2B/1903)	Pond, Art	(C/1925-28)	Reidy, John	(C,3B/1887-89)
O'Rourke, Jim	(OF/1881-84)	Pehanick, Al	(P/1964)	Poole, Jim	(1B/1932)	Reilly, W.B.	(3B/1887)
O'Rourke, Tom	(C,OF/1887)	Pena, Alejandro	(P/1994)	Poole, Jim	(P/1995;98;2000)	Reimer, Gerry	(1B,OF/1962;66)
Oana, Henry	(P,OF/1944-45)	Pena, Geronimo	(INF/1996)	Poole, Ralph	(P/1952)	Reinke, Chris	(P/2001)
Oberholtzer, Brett	(P/2017)	Pena, Jose	(C/1979)	Poole, —	(CF/1918)	Reiter, Ed	(LF/1918)
Oblesby, Jim	(1B/1938-39)	Pena, Wily Mo	(INF/OF, 2009)	Poorman, Tom	(P/1880)	Reitz, Al	(P/1931)
Obregon, Frank	(SS/1966-67)	Pennock, Herb	(P/1916)	Porray, Ed	(P/1914)	Remsen, John	(OF/1886-88)
Ochinko, Sean	(C/2013-15)	Pennyfeather, Will	(OF/1992-94)	Porter, J.W.	(UTL/1955)	Rends, Sal	(P,1B/1983)
Ochoa, Ivan	(INF/2006)	Peoples, Danny	(1B/2000-01)	Porzio, Mike	(P/2004)	Restaino, Emil	(OF/1953)
Oelkers, Bryan	(P/1987)	Pepper, Ray	(LF/1937)	Post, David	(INF/2000)	Reuss, Jerry	(P/1990)
Ogden, Curley	(P/1927-29)	Peralta, Jhonny	(SS/2003-04)	Post, Walter	(CF/1951)	Rey, Everett	(C/1983)
Ogea, Chad	(P/1995-98;2000)	Perconte, Jack	(2B/1986)	Powell, Grover	(P/1964)	Reyes, Anthony	(P/2008)
Ogiego, W.	(P/1940)	Perez, Fernando	(OF/2011)	Powers, John	(OF/1963)	Reyes, Argenis	(INF/2009)
Ohlman, Mike	(C/2017)	Perez, Juan	(P/2013)	Pratt, Scott	(2B/2000;02-04)	Reyes, Jose	(INF/2013;15)
Okrie, Len	(C/1949)	Perez, Luis	(P/2013;15)	Pridie, Jason	(OF/2010-11)	Reyes, Raul	(OF/2011-12)
Oldfield, Dave	(C/1890)	Perez, Oliver	(P/2009-10)	Priest, Asa	(P/1893)	Reynolds, Bob	(P/1970)
Oldham, Rube	(P/1915)	Perez, Oneli	(P/2008)	Priest, Eddie	(P/1998)	Ribant, Dennis	(P/1965)
Olivares, Omar	(P/2002)	Perez, Rafael	(P/2006-07)	Prigge, George	(UTL/1957)	Ricelli, Frank	(P/1981)
Olson, Ernie	(SS/1931)	Perkins, Charley	(P/1933-34;37)	Prince, Tom	(C/1988-92)	Richards, Duane	(P/1963-64)
Olson, Garrett	(P/2012)	Perrington, Chas.	(C,RF/1877)	Proffitt, Eurie	(P/1924-28)	Richards, Paul	(C,LF/1947-49)
Olson, Gregg	(P/1995)	Perry, Boyd	(INF/1941)	Pukis, Leo	(P/1941)	Richardson, Gord	(P/1965)
Olson, Marve	(2B/1931;34-38)	Perry, Chan	(INF/1997-2000)	Pullig, Tom	(P/1942)	Richardson, Hardy	(3B/1879-85)
Ondrochak, John	(P/1917-18)	Perry, Hank	(P/1947-48)	Purcell, Bill	(P,OF/1877;81-82)	Richardson, Jeff	(INF/1990-92)
Onslow, Jack	(C/1915-17)	Perry, Hank	(OF/1913)	Purvis, Jim	(C/1887)	Richmond, Beryl	(P/1940)
Opitz, Shane	(INF/2016-17)	Perry, Herbert	(INF/1995-96)	Pytlak, Frank	(C/1928-29;31)	Richmond, Sam	(OF/1939)
Orrell, Forrest	(P/1945-45)	Perry, Melvin	(OF/1966-67)			Ricketts, Dick	(P/1961-64)
Orsino, John	(C/1968)	Perry, Pat	(P/1983)			Riebe, Harvey	(C/1946)
Ortega, Jose	(2B/2005)	Perschke, Greg	(P/1995)			Rieger, Fred	(P/1915)
Ortiz, Andy	(P/1984)	Pesco, Nick	(P/2007)			Rigalski, Joe	(P/1940)
Ortiz, Junior	(C/1980)	Peters, John	(SS/1881)			Riggan, Jerrod	(P/2002-03)
Ortiz, Lou	(2B,OF/1956-58)	Petersen, Josh	(OF/2009)			Riggins, Shawn	(C/2010)
Ortiz, Nick	(SS/1999)	Peterson, Rick	(P/1982)			Rigdon, Paul	(P/1999-2000)
Ortiz, Ramon	(P/2010;13)	Petit, Gergorio	(INF/2017)			Riles, Ernest	(INF/1995)
Osik, Keith	(C/1994)	Petkovsek, Mark	(P/1992-93)			Riley, Jimmy	(2B/1911)
Osteen, Darrell	(P/1917-67)	Petoskey, Fred	(OF/1945)			Rincon, Juan	(P/2008)
Osuna, Roberto	(P/2018)	Patricka, Jake	(P/2018)			Rincon, Ricardo	(P/2000)
Ott, Al	(P/1942-43)	Pettee, Pat	(2B/1892)			Ring, Jim	(P/1917)
Outen, Chick	(C/1934)	Pettee, Phil	(2B/1890)			Rios, Carlos	(SS/1981)
Outlaw, Jim	(3B/1940-43)	Pettigrew, Ned	(OF/1914)			Ripken, Bill	(INF/1995)
Owchinko, Bob	(P/1985)	Pettyjohn, Adam	(P/2009-10)			Riske, David	(P/1999-2002)
Owen, Dylan	(P/2010-12)	Pezzullo, John	(P/1941)			Risley, George	(3B/1958)
Owens, Tom	(P/1983)	Pfingstler, Howard	(P/1931-32)			Ritchey, Claude	(SS/1896)

### P (136 PLAYERS)

Pacho, Juan	(INF/1983)	Phillips, Brandon	(2B,SS/2002-05)	Quade, Mike	(OF/1981)	Qualls, Jim	(2B/1970)
Paddock, Del	(CF/1914)	Phillips, Clarence	(P/1940)	Quinlan, Jack	(C/1932)	Quinn, Dan	(1B/1890)
Padilla, Jorge	(OF/2010)	Phillips, Ed	(C/1936-38)	Quinones, Rene	(INF/1983-84)	Quintana, Carlos	(OF,DH/1994)
Pagan, Angel	(OF/2009)	Phillips, Ed	(C/1936-38)	Quintanilla, Omar	(SS/2012)	Quintero, Humberto	(C/2016)
Page, —	(P/1897)	Phillips, Horace	(P/1877)	Quiroz, Ricardo	(P/1962)		
Palacios, Vicente	(P/1988-91)	Phillips, Jack	(UTL/1958-59)				
Palmero, Emilio	(P/1928)	Phillips, Jason	(P/2001-03)				
Pankovits, Jim	(INF/1989)	Phillips, John	(CF/1952)				
Pannone, Thomas	(P/2018)	Phillips, John	(CF/1952)				
Panther, Nathan	(OF/2007)	Phillips, John	(CF/1952)				
Pape, Larry	(P/1913)	Phillips, Martin	(SS/1894)				
Parker, Harley	(P,OF/1901)	Phillips, Taylor	(P/1960-61)				
Parkhurst, Lyle	(P/1943;45)	Piatt, Doug	(P/1993)				
		Pick, Charley	(INF/1926)				
		Pickering, Ollie	(OF/1899)				
		Picone, Mario	(P/1956)				
		Pierce, Billy	(P/1945-47)				
		Pierce, George	(P/1911)				

### Q (9 PLAYERS)

Quade, Mike	(OF/1981)	Rabbit, Joe	(PH/1932)
Qualls, Jim	(2B/1970)	Radakovich, Dan	(C/1944-45)
Quinlan, Jack	(C/1932)	Radbourn, Charles	(2B,OF/1880)
Quinn, Dan	(1B/1890)	Radinsky, Scott	(P/2001)
Quinones, Rene	(INF/1983-84)	Radulovich, Bill	(UTL/1946;48)
Quintana, Carlos	(OF,DH/1994)	Radwan, Pete	(INF/1924-27)
Quintanilla, Omar	(SS/2012)	Rafferty, Ed	(OF/1922)
Quintero, Humberto	(C/2016)	Ragland, Tom	(2B/1969)
Quiroz, Ricardo	(P/1962)	Rainey, Jack	(3B,OF/1889-90)

### R (168 PLAYERS)

Rabbit, Joe	(PH/1932)	Ramirez, Alex	(OF/1996-99)
Radakovich, Dan	(C/1944-45)	Ramirez, Carlos	(P/2017-18)
Radbourn, Charles	(2B,OF/1880)	Ramirez, Carlos	(P/2009;12)
Radinsky, Scott	(P/2001)	Ramirez, Edgar	(P/2012)
Radulovich, Bill	(UTL/1946;48)	Ramirez, Elvin	(OF/2000)
Radwan, Pete	(INF/1924-27)	Ramirez, Manny	(OF/2000)
Rafferty, Ed	(OF/1922)	Ramirez, Ramon	(P/2012)
Ragland, Tom	(2B/1969)	Ramsey, Keith	(P/2004)
Rainey, Jack	(3B,OF/1889-90)	Rapp, Earl	(OF/1942;46-47)
Rakers, Jason	(P/1997-99;2003)	Rasmus, Colby	(OF/2014)
Ramirez, Alex	(OF/1996-99)		
Ramirez, Carlos	(P/2017-18)		
Ramirez, Carlos	(P/2009;12)		
Ramirez, Edgar	(P/2012)		
Ramirez, Elvin	(OF/2000)		
Ramirez, Manny	(OF/2000)		
Ramirez, Ramon	(P/2012)		
Ramsey, Keith	(P/2004)		
Rapp, Earl	(OF/1942;46-47)		
Rasmus, Colby	(OF/2014)		

# BISONS HISTORY & RECORDS

## BUFFALO BISONS ALL-TIME ROSTER 1877-2018 (3,197 PLAYERS)

Robinson, Clint	(INF/2013)	Saltalamacchia, Jared	(DH/2017)	Selma, Dick	(P/1964-65)	Smith, Charles	(INF/1881)
Robinson, Frank	(P/1950-51)	Samford, Ron	(2B/1955)	Sembara, Carroll	(P/1970)	Smith, Chris	(P/2016-17)
Robinson, Humberto	(P/1960-61)	Samuel, Amando	(INF/1964-65)	Seminick, Andy	(C,OF/1944)	Smith, Clay	(P/1939)
Rocco, Mickey	(1B/1941-43)	Samuels, Roger	(P/1989-90)	Senno, Dan	(P/1905)	Smith, Corey	(3B/2004)
Roche, Ray	(P/1939-40)	Sanchez, Aaron	(P/2014-15;17)	Serad, Bill	(P/1884-85)	Smith, Dan	(P/2001)
Roche, Steve	(P/1984)	Sanchez, Jose	(P/2009)	Serena, Bill	(3B/1948;56-57)	Smith, Dave	(INF/1967)
Rock, Bob	(P/1979-81)	Sanchez, Tony	(C/2016)	Seward, Walter	(P/1961-62)	Smith, Dick A.	(OF/1963-64)
Rodriguez, Armando	(P/2012)	Sanders, Frankie	(P/1999-2000)	Sewell, Truett	(P/1936-37)	Smith, Dick K.	(OF/1968-70)
Rodriguez, Dalton	(P/2018)	Sanders, Scott	(P/2000)	Sexson, Richie	(1B,OF/1997-98)	Smith, Dwight (Jr.)	(OF/2017-18)
Rodriguez, Freddie	(P/1958-59)	Sandoval, Danny	(INF/2008)	Sexton, Jeff	(P/1997-99)	Smith, Ed	(OF/1995)
Rodriguez, John	(OF/2005)	Sandoval, Jose	(P/1993)	Seymour, Cy	(CF/1913)	Smith, Elmer	(OF/1930)
Rodriguez, Jose	(OF/1981-82)	Sandoval, Jose	(P/1957)	Shafer, Justin	(P/2017-18)	Smith, Emil	(C/1890)
Rodriguez, Josh	(INF, 2012)	Santarelli, Cal	(P/1983-84)	Shaffer, George	(RF/1883)	Smith, Ernie	(UTL/1886)
Rodriguez, Nerio	(P/2001-02)	Santiago, Jose	(P/1957)	Shannon, Dan	(2B/1892)	Smith, E.J.	(1B/1890)
Rodriguez, Ricardo	(P/2002-03)	Santiago, Jose	(P/2003)	Shannon, Frank	(INF/1898)	Smith, Fred	(SS/1914-15)
Rodriguez, Rosario	(P/1991-92)	Santiago, Ramon	(INF/2015)	Shannon, Walter	(2B/1961-62)	Smith, George	(2B/1906-10)
Rodriguez, Ruben	(P/1988)	Santos, Angel	(INF/2003)	Sharpe, Bayard	(1B/1911)	Smith, Gus	(UTL/1877)
Roesler, Miker	(P/1990-92)	Santos, Luis	(P/2017-18)	Sharrott, Jack	(P/1892)	Smith, Harry	(C/1911)
Rogers, Esmil	(P/2014)	Santos, Omir	(C/2009-10)	Shaw, Al	(C/1902-04)	Smith, Harry T.	(C/1896-97)
Rogers, Stanley	(INF/1946)	Santos, Reid	(P/2008)	Shaw, Don	(P/1970)	Smith, Jack	(1B/1932-36)
Rogers, Steve	(P/1985)	Santos, Sergio	(P/2013-14)	Shea, Pat	(P/1925)	Smith, Jim	(P/1979)
Rogers, Tom	(C,RF/1877)	Sardinha, Bronson	(OF/2008)	Shea, Steve	(P/1970)	Smith, Joe	(P/2017)
Rogers, Tom	(P/1920-21)	Sargent, Joe	(INF/1920)	Shea, —	(C/1901)	Smith, Jud	(SS/1893-94;1900)
Rogovin, Saul	(P/1947-49)	Satin, Josh	(INF/2011-12)	Sheaffer, Dan	(C/1990)	Smith, Leo	(SS/1891)
Rohde, Dave	(2B,SS/1993-94)	Saunders, Michael	(OF/2017)	Shearon, John	(OF/1895;99-03;05)	Smith, Mayo	(CF/1940-44)
Rollin, Rondal	(OF/1986)	Savage, Ted	(CF/1961)	Sheedy, Clayton	(LF/1929)	Smith, Mike	(P/1989)
Roman, Jose	(P/1984;87)	Saverine, Bob	(INF/1968)	Sheehan, Jack	(INF/1921-24)	Smith, Murphy	(P/2016-18)
Romano, Tom	(OF/1988-89)	Savino, George	(C/1937-39)	Sheehan, Tim	(OF/1898)	Smith, Robert	(P/1915)
Romano, Jordan	(P/2018)	Savransky, Moe	(P/1951)	Sheldon, Rollie	(P/1967)	Smith, Roy	(P/1993)
Romberger, Al	(P/1957)	Sax, Dave	(C/1988)	Shelton, Ben	(1B,OF/1993)	Smith, Roy	(P/2000-02)
Romero, Mandy	(C/1993-94;2000)	Sax, Ollie	(UTL/1929-31)	Shepard, Alfred	(P,OF/1886;89)	Smith, Sean	(P/2007-08)
Romero, Ramon	(P/1983-84)	Say, Lewis	(SS/1877)	Sheridan, Gene	(3B/1922)	Smith, W.	(P/1901)
Romero, Ramon	(UTL/1985)	Scala, Gerry	(CF/1950)	Sheridan, Roger	(3B/1968)	Snow, Graeme	(C/1923)
Romero, Ricky	(P/2013-14)	Scales, Bobby	(INF, 2012)	Sherry, Norm	(C/1956;64)	Snusz, Chris	(C/2001)
Rooks, George	(OF/1890)	Scarsella, Les	(1B/1940)	Shetzline, John	(2B,RF/1877)	Snyder, Al	(C/1915)
Roscoe, Mike	(P/1940-45)	Scavone, Jim	(3B/1945)	Shields, Alex	(P/1918)	Snyder, Brad	(OF/2007-08)
Rose, Frank	(P/1918-19)	Schaeffer, Bill	(SS/1944)	Shields, Ben	(P/1930)	Snyder, Earl	(INF/2002)
Rose, Mike	(C/2007)	Schaive, John	(1B/1982)	Shields, Tommy	(INF/1990)	Snyder, John	(C/1914)
Rose, Ted	(P/2002)	Schalk, Ray	(C/1932)	Shines, Razor	(INF/1990)	Snyder, Kyle	(P/2009)
Roseman, Jim	(RF/1877)	Schang, Wally	(C/1912)	Shinners, Ralph	(LF/1930-31)	Sodd, Bill	(OF/1939)
Ross, Don	(INF/1936)	Schaub, —	(3B/1899)	Shirley, Mule	(P/1947-48)	Soffel, Gus	(2B/1903)
Ross, Mark	(P/1990)	Scheffler, Ted	(OF/1891)	Shollin, Tom	(C/1959)	Solimine, Joe	(OF/1970)
Rossy, Rico	(INF/1988-90)	Schellerman, Bill	(P,OF/1890-93)	Shoppach, Kelly	(C/2006)	Soliz, Steve	(C/1997-99)
Roth, Frank	(C/1912)	Schimpf, Ryan	(INF/2014-15)	Short, Chris	(P/1959)	Sondheim, Art	(P/1931)
Roth, —	(PH/1928)	Schrim, George	(OF/1907-12)	Shouse, Brian	(P/1993-94)	Sorensen, Zach	(SS/2000-04)
Rottino, Vinny	(LF, 2012)	Schlaflay, Larry	(2B/1914)	Shiebert, Dick	(1B/1935)	Souchock, Steve	(OF/1955)
Rouse, Mike	(INF/2007)	Schlitzer, Vic	(P/1914)	Shuey, Paul	(P/1995-99)	Souders, Hallie	(P/1897)
Rouse, Randy	(UTL/1980)	Schmehl, Charles	(UTL/1927)	Sido, Wilson	(P/2000)	Sowers, Jeremy	(P/2005-08)
Rowe, Don	(P/1963-65)	Schmidt, Bob	(P/1963)	Siebler, Dwight	(P/1961-62)	Spalding, Dick	(OF/1929)
Rowe, Jack	(C,2B/1879-85;90;92)	Schoen, Gerry	(P/1968)	Sierra, Andy	(P/1942)	Sparkman, Glenn	(P/2017)
Rowe, Pete	(C/1982)	Schoof, Carl	(P/1929-32)	Sierra, Moises	(OF/2013)	Sparks, Don	(INF/1996)
Rowen, Ben	(P/2015-16)	Schrekengost, Ossie	(C/1900)	Signor, Howard	(P/1928-29)	Sparks, Greg	(1B/1991)
Rowland-Smith, Ryan	(P/2014)	Schreiber, Bruce	(INF/1992-93)	Sigsby, Seth	(P/1894)	Sparma, Joe	(P/1970)
Rowley, Chris	(P/2017-18)	Schreiber, Ted	(2B,OF/1963-65)	Sikorski, Brian	(P/2007)	Speck, Cliff	(P/1985)
Roxbury, Joe	(P/1943-44)	Schulte, John	(C/1927)	Silch, Ed	(RF/1888)	Speer, George	(P/1910-11)
Rozema, Dave	(P/1986)	Schultz, Bo	(P/2015-16)	Silverman, Ernie	(P/1947-51)	Speer, Kid	(C/1900-01)
Rozman, Ron	(P/1955)	Schultz, Bob	(P/1955-56)	Silverstein, Sandy	(P/1950-51)	Speier, Justin	(P/2000)
Rozenovsky, Vic	(C/1966)	Schultz, Mike	(P/1951)	Simms, Mike	(OF/1994)	Spencer, Roy	(C/1934)
Rucker, Dave	(P/1988-89)	Schultz, Wallace	(P/1911)	Simpson, Tom	(P/1951)	Spencer, Vernon	(CF/1923-26)
Rudolph, Don	(P/1966)	Schulz, Al	(P/1914-15)	Simunic, Doug	(C,DH/1983-84)	Spiegel, Mike	(P/2002)
Ruhland, John	(OF/1896)	Schulz, Jeff	(OF/1991)	Sinatro, Matt	(C/1986)	Spoljaric, Paul	(P/2001)
Rundles, Rich	(P/2007-08)	Schulz, Don	(P/1987)	Siwy, Jim	(P/1985)	Stadnicki, John	(P/1958)
Russell, Allan	(P/1927)	Schulz, Joe	(OF/1918)	Sixsmith, Ed	(C/1887)	Stafford, Bob	(P/1890)
Ryal, Mark	(OF/1985;90)	Schwem, George	(2B/1901)	Sizemore, Grady	(OF/2004)	Stahl, Chick	(OF/1896)
Ryan, Blondy	(SS/1932)	Schwert, Pi	(C/1920-21)	Skalski, Joe	(P/1987)	Stanford, Jason	(P/2001-08)
Ryan, Dan	(C/1953-54)	Schwimer, Michael	(P/2013)	Skinner, Joel	(C/1985)	Staple, Joe	(OF/1885)
Ryan, Dusty	(C/2011)	Schwinden, Chris	(P/2011-12)	Slagle, John	(P/1894)	Stark, Denny	(P/2005)
Ryan, Jack	(C,3B/1907-09)	Scott, Alan	(OF/1957-58)	Slaughter, Don	(C/1992)	Stark, Dolly	(SS/1912)
Ryan, Rosy	(P/1919)	Scott, Bill	(P/1951)	Slayback, Elbert	(UTL/1927)	Starr, Charles	(SS/1910-11)
		Scott, Darryl	(P/1996-97)	Slocum, Brian	(P/2006-08)	Startzell, —	(P/1896)
		Scott, Luke	(INF,DH/2015)	Slusarski, Joe	(P/1995)	Stearns, Dan	(RF-1B/1880;85;92-94;00)
		Scott, Sud	(P/1928)	Smajstrla, Craig	(INF/1987)	Stearns, Garrett	(C/1923)
		Scudder, Scott	(P/1994)	Small, Jim	(CF/1958)	Steels, James	(OF/1990)
		Scutaro, Marcos	(INF/1997-2000)	Smallwood, Wally	(P/1969)	Steffen, John	(P/1918)
		Secrist, Don	(P/1966-67)	Smiley, Bill	(3B/1877)	Steinbach, Gene	(C/1984)
		Secrist, Reed	(C/2003)	Smith, Al	(P/1939)	Steinbacher, Hank	(LF/1942)
		Sefcik, Kevin	(OF/2001)	Smith, Bernie	(OF/1965)	Steinfeldt, Jack	(OF/1917)
		Selby, Bill	(INF/1998-2000;02)	Smith, Bill	(P/1960-62)	Stephens, Jimmy	(C/1913-14)

### S (296 PLAYERS)

Saavedra, Ed	(RF/1983-84)
Sabathia, C.C.	(P/2006)
Sabrie, Ed	(1B/1910)
Sadler, Carl	(P/2002-04)
Sadowski, Bob	(2B/1961)
Salazar, Luis	(OF/1979)
Salazar, Terrell	(OF/1981)



# BISONS HISTORY & RECORDS

## BUFFALO BISONS ALL-TIME ROSTER 1877-2018 (3,197 PLAYERS)

Stephenson, John	(C,OF/1964-65)	Taylor, Dwight	(OF/1983)	Tucker, Ollie	(RF/1930-35)	Wagner, Neil	(P/2013-14)
Stevens, David	(P/1999)	Taylor, Eddie	(UTL/1927-28)	Tuiasosopo, Matt	(INF,OF/2012;14)	Wagner, Paul	(P/1992, 99)
Stevens, Jeff	(P/2008;12)	Taylor, Harry	(P/1958)	Tulacz, John	(P/1939)	Waguespack, Jacob	(P/2018)
Stewart, Bill	(OF/1957)	Taylor, John	(P/1981)	Tuman, John	(OF/1916-17)	Wakefield, Bill	(P/1965)
Stewart, Bob	(SS/1950)	Taylor, Luther	(P/1909-11)	Tunnell, Lee	(P/1981)	Wakefield, Tim	(P/1991-92;94)
Stewart, Sammy	(P/1987)	Taylor, Sam	(C/1963)	Turchin, Ed	(SS/1943)	Wakeland, Chris	(OF/2003)
Stewart, Scott	(P/2004)	Teed, Dick	(C/1960)	Turgeon, Erik	(P/2011)	Walden, Marcus	(P/2014)
Stewart, Zach	(P/2018)	Tejada, Ruben	(INF/2010-12)	Turner, Chris	(C/1999)	Waldstein, Newton	(P/1942-43)
Stigman, Dick	(P/1967)	Telford, Anthony	(P/1995)	Turner, Justin	(INF/2010-12)	Walker, Harvey	(OF/1945)
Stilson, John	(P/2013-14;16-17)	Telgheder, Dave	(P/1999)	Turner, Matt	(P/1995)	Walker, Jamie	(P/2001)
Stinson, Josh	(P/2010-11)	Tellez, Rowdy	(1B/2017-18)	Tuttle, Bill	(SS,CF/1952-53)	Walker, Jim	(C/1969)
Stock, Milton	(SS/1912)	Tepera, Ryan	(P/2014-16)	Twichell, Larry	(P,OF/1890)	Walker, Mike	(P/1988-89)
Stoddard, —	(C/1877)	Tepesch, Nick	(P/2017-18)	Tyler, Hal	(1B/1938-39)	Walker, Mike	(P/1999)
Stoner, Tobi	(P/2009-10)	Terpko, Jeff	(P/1969)	Tyler, John	(CF/1937-39)	Walker, Oscar	(1B/1879-80)
Storey, Mickey	(P/2013-14)	Terwilliger, Wayne	(INF/1968)	Tyner, Jason	(OF/2004;08)	Wall, Barry	(RF/1901)
Stover, Dewey	(OF/1930-31)	Thayer, Ed	(C/1889)	Tyson, Albert	(P-CF/1914-17;27)	Wallace, Brett	(INF/2014)
Strait, Lee	(1B,OF/1918-20)	Thayer, Dale	(P/2011)	<b>U (9 PLAYERS)</b>			
Stranski, Scott	(P/1985)	Thibodeaux, Keith	(P/1980-82)	Uhle, George	(P/1938-39)	Wallace, David	(C/2002;07)
Streuli, Walt	(C/1955)	Thiery, Jack	(OF/1903)	Unser, Al	(C/1943-44)	Wallaesa, Jack	(1B,OF/1953-54)
Stringer, Al	(SS/1950-51)	Thole, Josh	(C/2010;12-13;15)	Unzmann, Frank	(C/1926)	Wallin, Larry	(C/1970)
Stroman, Marcus	(P/2014-15)	Thomas, Alphonse	(P/1918-20)	Upham, John	(OF/1962)	Walrath, Jim	(OF/1968)
Stromme, Floyd	(P/1940)	Thomas, Bill	(P/1906)	Urban, Luke	(C/1922-23;28-29)	Walsh, Jim	(LF/1925-26)
Stroud, Ralph	(P/1911-12)	Thomas, Evan	(P/2004)	Urena, Richard	(INF/2018)	Walsh, Jim	(P/1956)
Strueve, Albert	(SS/1888)	Thomas, Fay	(P/1927)	Urquhart, Bill	(C,OF/1892-98)	Walsh, Mike	(P/1886-88)
Stryker, Joe	(P/1928)	Thomas, Fred	(2B/1924)	Urshela, Giovanni	(INF/2018)	Walters, P.J.	(P/2014)
Stryker, Sterling	(P/1926-28)	Thomas, Glenn	(P/1944)	Ussat, Bill	(SS/1930)	Wang, Chien-Ming	(P/2013)
Stryska, Vic	(P/1956)	Thomas, Greg	(INF,OF/1997-98)	<b>V (41 PLAYERS)</b>			
Stuart, Art	(CF/1889)	Thomas, Herb	(2B/1928-30)	Valasente, George	(P/1969)	Ward, John M.	(P,RF/1877)
Stump, Jim	(P/1955)	Thomas, Joe	(UTL/1921)	Valdes, Raul	(P/2010;14)	Warden, Jim Ed	(P/2007;09)
Sturkie, Scott	(P/2003)	Thomas, Luther	(P/1942)	Valdespin, Jordany	(INF/2011-12)	Ware, Jeremy	(OF/2002)
Stuvengen, Jack	(OF/1928)	Thomas, Roy	(P/1987)	Valdez, Cesar	(P/2017)	Warner, Jack	(P/1965)
Such, Dick	(P/1969)	Thome, Jim	(INF,DH/1998)	Valdez, Wilson	(INF/2009)	Warren, Ben	(C/1949)
Suck, Tony	(C,OF/1883)	Thompson, Fresco	(2B/1926;33)	Valencia, Vic	(C/2003)	Warren, Mal	(P/1963-64)
Suero, William	(2B/1994)	Thompson, Rick	(P/1983-84)	Valentin, Javier	(INF/2009)	Warthen, Dan	(P/1981)
Sullivan, Carl	(2B/1944)	Thompson, Rupert	(OF/1944)	Valera, Alcadio	(SS/1984)	Wasdell, Jim	(1B/1947)
Sullivan, Cory	(OF/2009)	Thompson, Ryan	(INF,OF/1996-97)	Valley, Chick	(P,1B/1979-83)	Wasem, Link	(C/1934-35)
Sullivan, Russ	(RF/1952-57)	Thompson, Tommy	(UTL/1986)	Van Dyke, Bill	(OF/1892)	Washington, Randy	(OF/1984;87)
Sullivan, Suter	(SS/1897;1901)	Thoms, Hank	(P/2002)	Van Every, Jonathan	(OF/2006-07)	Waterhouse, Dick	(INF/1979)
Sullivan, Tom	(C/1881)	Thornton, Lou	(OF/1889)	Vanderbach, Harry	(C/1923-24)	Wathan, Dusty	(C/2003-05)
Sullivan, Jerry	(PH/1905)	Throneberry, Marve	(1B/1963-64)	Vargas, Heidi	(1B,OF/1980-81)	Watkins, Steve	(P/2005)
Surkont, Max	(P/1959-63)	Thrower, Jake	(INF/2005)	Vargas, Jose	(P/2003)	Watson, Art	(C/1915)
Susce, George	(C/1930)	Tibbs, Jay	(P/1990)	Vargas, Claudio	(P/2013)	Watson, Matt	(OF/2009)
Sutherland, Darrell	(P/1964-65)	Tingley, Ron	(C/1987)	Vargas, Martin	(P/2000-02)	Watson, Mark	(P/2000-01)
Swaney, Moose	(P/1928)	Tischinski, Tom	(C/1966)	Varsho, Gary	(OF/1994)	Weathers, David	(P/1997)
Swanson, Karl	(INF/1930)	Tising, Jack	(P/1942-44)	Vasquez, Rafael	(P/1981)	Weaver, Jeff	(P/2008)
Swanson, Stan	(UTL/1967)	Todd, Jackson	(P/1985)	Vassie, Lou	(2B/1959-60)	Webb, Billy	(3B/1923-26)
Swarts, Don	(P/1954)	Tolentino, Jose	(1B/1992)	Vaughn, Bobby	(SS/1913-14)	Webb, Jim	(SS/1939)
Swartwood, Cy	(OF/1881)	Toliver, Fred	(P/1993)	Vazquez, Ramon	(INF/2005-06)	Weber, Thad	(P/2013)
Sweeney, Brian	(P/2011)	Tolleson, Steve	(INF/2014-15)	Veal, Inman	(SS/1958;60)	Weckbecker, Pete	(C/1891-92)
Sweeney, Darnell	(INF/2018)	Toman, James	(SS/1898)	Velandia, Jorge	(INF/2008)	Weddige, A.	(3B/1894)
Switzer, Jon	(P/2009)	Tomberlin, Andy	(OF/1993;2000)	Velarde, Randy	(SS/1986)	Wehner, John	(INF/OF/1991-94)
Swoboda, Ron	(OF/1964)	Tomlin, Ed	(P,UTL/1921-22;30-31)	Velasques, Federico	(C/1970)	Wehrmeister, Dave	(P/1985-86)
Syngé, —	(OF/1901)	Tomlin, Josh	(P/2008)	Velez, Eugenio	(INF,OF/2013)	Weidman, Andy	(C/1892)
Syverson, Dain	(C,INF/1987)	Tomlin, Randy	(P/1900;94)	Venditte, Pat	(P/2016)	Weidman, George	(P/1880)
Szekely, Joe	(C/1990)	Tompkinson, Pat	(C/1956)	Veras, Dario	(P/2001)	Weiland, Bob	(P/1930)
Szymczak, Dave	(P/1984)	Toppin, Ruperto	(P/1969)	Verbout, John	(P/1914)	Weinecke, John	(P/1922-23)
<b>T (114 PLAYERS)</b>				Veras, Dario	(P/2001)	Weinsreider, Elmer	(1B/1943)
Tabachek, Marty	(C/1946-51)	Torres, Alfredo	(UTL/1979-80;82)	Vickery, Bill	(C/1969)	Weir, Hugh	(SS/1886)
Tabaka, Jeff	(P/1994)	Torres, Andres	(OF/2012)	Vickery, Tom	(P/1894-95)	Weismiller, Bob	(P/1979-80)
Tadano, Kazuhito	(P/2003-05)	Torres, Eider	(INF/2006)	Vickery, —	(C/1901)	Weiss, John	(P/1952-53;56)
Tafoya, Dennis	(P/1992)	Torres, Felix	(3B/1961)	Villone, Ron	(P/1998)	Welaj, John	(OF/1942)
Takahashi, Ken	(P/2009)	Tozer, Ralph	(P/1906-08)	Vincent, Al	(INF/1941-42)	Welch, James	(C/1888)
Tallet, Brian	(P/2002-05)	Traber, Billy	(P/2002;05)	Vlasin, Ron	(INF/1968)	Welch, Milt	(C/1945)
Talos, Ernie	(UTL/1939)	Tracy, Jim	(P/1991-93)	Voiselle, Bill	(P/1953)	Wellman, Bob	(OF/1950-51)
Tam, Jeff	(P/1999)	Tracy, John	(2B/1965)	Vollmer, Clyde	(OF/1955-56)	Wells, Jacob	(C/1892)
Tankersley, Taylor	(P/2011)	Tracy, Matt	(P/2018)	Vollweiller, Jeff	(P/1969)	Welsh, Mickey	(P/1924)
Tanner, Bruce	(P/1985-86)	Tragesser, Walt	(C/1913;21)	Voorhees, Si	(P/1903)	Wera, Julian	(INF/1935)
Tarr, Roy	(3B/1933)	Trakan, Vince	(P/1955)	Vought, William	(2B/1901)	Werber, Bill	(3B,SS/1932)
Tatis, Bernie	(OF/1988)	Travis, Devon	(INF/2015-18)	Vowinkle, Rip	(P/1906-11)	Werre, Frank	(P/1920-24)
Taubensee, Ed	(C/2001)	Trechock, Frank	(INF/1949-51)	<b>W (175 PLAYERS)</b>			
Taveras, Alex	(SS/1985)	Tremark, Nick	(OF/1934)	Waag, Bill	(2B,SS/1980-81)	Wertz, Dwight	(SS/1914)
Tavarez, Julian	(P/1996)	Tresh, Mike	(C/1938-39)	Wabick, D.J.	(OF/2010)	Wertz, Bill	(P/1996)
Taylor, Ben	(1B/1952)	Trexler, Jim	(P/1940-41)	Waddell, Tom	(P/1987)	Wertz, Hank	(P/1928;30-31)
Taylor, Bill	(RF/1959-61)	Triplett, Coaker	(OF/1946-51)	Wade, Jake	(P/1948-50)	Wertz, Vic	(P,OF/1943;46)
Taylor, Bob	(C/1965)	Trucks, Virgil	(P/1941)	Wadsworth, Jack	(P/1895-97)	West, Lacy	(P/1966)
Taylor, Danny	(OF/1926)	Truesdale, Frank	(2B/1911-14)	Wagner, Mark	(SS/1985)	Westbrook, Jake	(P/2001-03;07)
Taylor, Dorn	(P/1988-90)	Tsitouris, John	(P/1958-66)				
		Tubbs, Greg	(OF/1991-92;94)				

# BISONS HISTORY & RECORDS

## BUFFALO BISONS ALL-TIME ROSTER 1877-2018 (3,197 PLAYERS)

White, Hal	(P/1939-41)	Williams, Leon	(P,OF/1928-30)	Wood, Bob	(C,3B/1905-06)	Young, Anthony	(P/1998)
White, Jack	(P/1934)	Williams, Lous	(SS,OF/1912-13)	Wood, Fred	(UTL/1885-86)	Young, Chris	(P/2012)
White, Jack	(OF/1898-91;1906-11)	Williams, Reggie	(OF/1989)	Wood, Hal	(P/1950)	Young, Del	(OF/1914-15)
White, Jim	(UTL/1881-85;90)	Williams, Woody	(3B/1948)	Wood, Jake	(OF/1967)	Young, Ernie	(UTL/1979)
White, Matt	(P/2002-04)	Willis, Travis	(P/1994)	Wood, Pete	(P,OF/1885-86)	Young, Ernie	(INF,OF,DH/2004-05)
White, Rick	(P/1993)	Wills, Frank	(P/1987)	Woodard, Steve	(P/2001)	Young, Jason	(P/2005)
White, Will	(P/1889)	Wilmet, Paul	(P/1988)	Woodman, Dan	(P/1914-15)	Young, Kevin	(3B/1991-92;94)
Whitehill, Earl	(P/1944)	Wilson, Archie	(OF/1951)	Woods, Walter	(P,UTL/1909-10)	Young, Tim	(P/2002;04)
Whiten, Mark	(OF/1999-2000)	Wilson, Brandon	(INF/1998)	Woodson, George	(P/1969)	Yount, Floyd	(C/1946-47)
Whitfield, Fred	(1B/1970)	Wilson, Enrique	(INF/1996-98)	Woolridge, Floyd	(P/1957)	Yvars, Sal	(C/1955)
Whitman, Rabbit	(RF/1926-27)	Wilson, Glenn	(OF/1993)	Wooster, Bob	(INF/1984)		
Whitney, Jim	(P/1889)	Wilson, Heath	(C/2001)	Wotus, Ron	(INF/1982)		
Whitney, Mert	(1B/1908)	Wilson, Jim	(1B/1983)	Wratten, Erve	(3B/1911)		
Whitten, Casey	(P/1996-97)	Wilson, Jim	(P/1949)	Wright, Ab	(OF/1945)	Zacher, Elmer	(PH/1905)
Wickman, Bob	(P/2004)	Wilson, John	(P/1930-37)	Wright, Bill	(OF/1914)	Zagurski, Mike	(P/2014)
Wieczorek, Chet	(LF/1946)	Wilson, Kenny	(OF/2014)	Wright, Eddie	(SS/1915)	Zahner, Fred	(C/1897)
Wight, John	(UTL/1927)	Wilson, Nigel	(OF/1996)	Wright, Jaret	(P/1997;99; 2000-02)	Zamba, Mike	(P/1982)
Wild, Gerry	(P/1965)	Wilson, Phil	(C/1983-84)	Wright, Rastie	(RF/1899)	Zambrano, Eddie	(OF/1991-92)
Wilder, Fred	(C/1916-17)	Wilson, Tom	(C/1996)	Wright, Ron	(INF/2003)	Zanni, Dom	(P/1966-67)
Wiley, —	(UTL/1901)	Wilson, Walter	(P/1944)	Wrightstone, Russ	(1B,RF/1930-31)	Zaske, Jeff	(P/1981)
Wilhelm, Spider	(SS/1950)	Wiltbank, Ben	(P/1979-82)	Wrona, Rick	(INF/1995)	Zauchin, Norm	(1B/1960)
Wilkins, Andy	(INF/2015)	Wiltse, George	(P,1B/1918-21;23)	Wyberanec, Ted	(P/1948)	Zawadzki, Lance	(INF/2013)
Wilkinson, Bill	(P/1989)	Wiltse, Jim	(P/1927-28)	Wyckoff, Weldon	(P/1917)	Zell, Henry	(P,UTL/1887)
Willey, Carl	(P/1965)	Wimberly, Corey	(CF/2012)			Zerbe, Chad	(P/2005)
Williams, Alva	(C/1909-10)	Wine, Bobby	(SS/1960-62)			Zernia, Harvey	(1B/1952-54)
Williams, Brian	(P/2000)	Wineapple, Ed	(P/1934)	Yacopino, Ed	(OF/1990)	Zimmer, Don	(3B/1967)
Williams, Dan	(P/1980)	Winn, Jim	(P/1981-82)	Yastrzemski, Mike	(3B,OF/1986)	Zimmerman, Mike	(P/1993-94)
Williams, Ed	(C,OF/1888)	Winsett, Jack	(OF/1932)	Yaylian, Al	(P/1952-53)	Zuber, Bill	(P/1939)
Williams, Ed	(P/1924)	Winters, Matt	(OF/1986)	Yelding, Eric	(OF/1995)	Zubick, Frank	(C/1939-40)
Williams, Eddie	(3B/1987)	Wise, Sam	(2B/1890;95-98)	Yerkes, Stan	(P/1904-05)		
Williams, Eddie	(P/1919)	Witt, Bob	(UTL/1942)	Yett, Rich	(P/1987)		
Williams, Jimmy	(INF/1970)	Wolf, Randy	(P/2015)	Yewcic, Tom	(C/1955)		
Williams, Jimmy	(P/1996;98)	Wolf, William V.	(OF/1893)	Yobs, Dave	(OF,DH/1985-86)		
Williams, Ken	(OF/1986)	Womack, Tony	(2B,SS/1994)	York, Mike	(P/1989-92)		

### Z (16 PLAYERS)

### Y (19 PLAYERS)

## BUFFALO BISONS ALL-TIME MANAGERIAL ROSTER 1877-2018 (85 MANAGERS)

Aker, Jack	(1984)	Davis, John	(1966)	Marshall, Jim	(1986)	Smith, Billy	(1910)
Allenson, Gary	(2014-16)	Demeter, Steve	(1979-80)	McCallister, Lew	(1907)	Smith, George H.	(1907-09)
Backman, Wally	(2012)	Donovan, Pat	(1915-17)	McCullough, Clyde	(1970)	Smith, George L.	(1878)
Bacon, J.L.	(1890)	Edwards, Doc	(1993-94)	McGunnigle, Bill	(1880)	Spencer, Elihu	(1877)
Barnie, Bill	(1878)	Farrell, Kerby	(1959-63;65)	Meacham, Bobby	(2017-18)	Stallings, George	(1902-06;11-12)
Blair, Walter	(1915)	Fatz, Jay	(1890)	Morton, Charles	(1895)	Stearns, Dan	(1892)
Boles, John	(1985)	Fitzgerald, Lou	(1967)	Mulleavy, Greg	(1943)	Swisher, Steve	(1987)
Bombard, Marc	(1992)	Franklin, Jim	(1899-1900;01)	Nash, Bill	(1899)	Terwilliger, Wayne	(1968)
Bridges, Rocky	(1988)	Franklin, Joe	(1900;01)	Oberkfell, Ken	(2009-10)	Teufel, Tim	(2011)
Brown, Marty	(2003-05;13)	Gallagher, Al	(1983)	O'Neill, Steve	(1938-40)	Tighe, Jack	(1952-53)
Burnham, Walter	(1901)	Galvin, Jim	(1885)	O'Rourke, Jim	(1881-84)	Toporcer, George	(1951)
Burns, Tom	(1901)	Garry, Jim	(1899)	Powers, Pat	(1891)	Triplett, Coaker	(1951)
Carey, George	(1901)	Gomez, Orlando	(1987)	Richards, Paul	(1947-49)	Vincent, Al	(1941-42)
Carnevale, Dan	(1955)	Graham, Brian	(1995-97)	Robinson, Warren	(1965)	Webb, Billy	(1925)
Cavarretta, Phil	(1956-58)	Harris, Bucky	(1944-45)	Rowe, Jack	(1889-90;96-98)	Wedge, Eric	(2001-02)
Chapman, John C.	(1885-88;93-94)	Hartnet, Gabby	(1946)	Rowe, Schoolboy	(1952)	White, Jim	(1889)
Clapp, John	(1879)	Hitchcock, Billy	(1954)	Sandt, Tom	(1982)	White, Will	(1889)
Clymer, Bill	(1913-14;26-30)	Kurowski, George	(1964)	Schalk, Ray	(1932-37;50)	Wiltse, George	(1918-24)
Collins, Terry	(1989-91)	Lipon, John	(1981)	Schlafly, Larry	(1914-15)	Zimmer, Don	(1967)
Cooney, Jim	(1930-31)	Lopez, Hector	(1969)	Shannon, Dan	(1892;99-1900)		
Crane, Sam	(1880)	Lord, Harry	(1915)	Skaff, Richard	(1950)		
Datz, Jeff	(1998-99)	Lovullo, Torey	(2006-08)	Skinner, Joel	(2000)		

### MODERN ERA MANAGERIAL RECORDS

Manager	Seasons	Wins	Losses	Pct.
Eric Wedge	2001-2002	178	108	.622
Marc Bombard	1992	87	56	.606
Brian Graham	1995-97	253	179	.586
Joel Skinner	2000	86	59	.579
Terry Collins	1989-91	246	186	.569
Marty Brown	2003-05, 2013	312	263	.543
Jeff Datz	1998-99	155	134	.536
Steve Swisher	1987	55	52	.514
Rocky Bridges	1988	72	70	.507
Torey Lovullo	2006-08	214	212	.502
Jim Marshall	1986	71	71	.500
Gary Allenson	2014-15	211	220	.490
Wally Backman	2012	67	76	.469
John Boles	1985	66	76	.465
Ken Oberkfell	2009-2010	132	155	.460
Bobby Meacham	2017-18	126	153	.451
Doc Edwards	1993-94	126	162	.438
Teufel, Tim	2011	61	82	.427
Orlando Gomez	1987	11	22	.333

# BISONS HISTORY & RECORDS

## BISONS MODERN ERA COACHING STAFFS (1985-2018)

<u>Year</u>	<u>Record</u>	<u>Manager</u>	<u>Pitching Coach</u>	<u>Hitting Coach</u>	<u>Coach</u>	<u>Athletic Trainer</u>
1985	66-76	Jim Boles	Nardi Contreras	-	-	Greg Latta
1986	71-71	Jim Marshall	Dick Bosman	-	-	Greg Latta
1987	11-22	Orlando Gomez (to 5/27)	Rick Peterson	Mike Bucci	-	Steve Ciszczon
	55-52	Steve Swisher (5/28-on)				
1988	72-70	Rock Bridges	Jackie Brown	Stan Cliburn	-	Carlos Ledezma
1989	80-62	Terry Collins	Jackie Brown	-	-	Carlos Ledezma
1990	85-62	Terry Collins	Jackie Brown	-	-	Carlos Ledezma
1991	81-62	Terry Collins	Jackie Brown	-	-	Carlos Ledezma
1992	87-57	Marc Bombard	Spin Williams	Doc Edwards	-	Mike Sandoval
1993	71-73	Doc Edwards	Tom Dettore	Don Werner	-	Mike Sandoval
1994	55-89	Doc Edwards	Tom Dettore	Don Werner	Julio Garcia	Mike Sandoval
1995	82-62	Brian Graham	Dom Chiti	Jack Mull	-	Lee Kuntz
1996	84-60	Brian Graham	Gary Ruby	Boots Day	-	Lee Kuntz
1997	87-57	Brian Graham	Gary Ruby	Dave Keller	-	Lee Kuntz
1998	81-62	Jeff Datz	Bud Black	Dave Keller	-	Lee Kuntz
1999	72-72	Jeff Datz	Ken Rowe	Bill Madlock	-	Rick Jameyson
2000	86-59	Joel Skinner	Ken Rowe	Mario Diaz	-	Rick Jameyson
2001	91-51	Eric Wedge	Carl Willis	Jack Mull	-	Rick Jameyson
2002	87-57	Eric Wedge	Carl Willis	Jack Mull	Carlos Garcia	Rick Jameyson
2003	73-70	Marty Brown	Terry Clark	Carlos Garcia	-	Nick Paparesta
2004	83-61	Marty Brown	Terry Clark (to 5/17) Dave Miller (interim) Ken Rowe (6/2 on)	Carlos Garcia	-	Nick Paparesta
2005	82-62	Marty Brown	Ken Rowe	Felix Fermin	Mike Bell	Todd Tomczyk
2006	73-68	Torey Lovullo	Greg Hibbard	Bruce Fields	-	Todd Tomczyk
2007	75-67	Torey Lovullo	Scott Radinsky	Dave Myers	-	Jeff Desjardins
2008	66-77	Torey Lovullo	Scott Radinsky	Dave Myers	-	Jeff Desjardins
2009	56-87	Ken Oberkfell	Ricky Bones	Luis Natera (to 6/10) Bill Masse (6/11 on)	Bobby Malek (to 6/8)	Brian Chicklo
2010	76-68	Ken Oberkfell	Ricky Bones	Jack Voigt	-	Brian Chicklo
2011	61-82	Tim Teufel	Ricky Bones	Mike Easler	-	Joe Golia
2012	67-76	Wally Backman	Mark Brewer	George Grier	-	Joe Golia
2013	74-70	Marty Brown	Bob Stanley	Jon Nunnally	-	Voon Chong
2014	77-66	Gary Allenson	Randy St. Claire	Richie Hebner	-	Voon Chong
2015	68-76	Gary Allenson	Randy St. Claire	Richie Hebner	Brad Matthews	Voon Chong
2016	66-78	Gary Allenson	Randy St. Claire	Richie Hebner	Luis Hurtado	Voon Chong
2017	65-76	Bobby Meacham	Bob Stanley	Devon White	Aaron Mathews	Voon Chong
2018	61-77	Bobby Meacham	Bob Stanley	Corey Hart	Devon White	Bob Tarpey



# 2019 SAHLEN FIELD



## SAHLEN FIELD VITALS

**Food Service Operations:** B.R. Guest, Ltd.

**Cost:** \$42 million for stadium itself (\$56 million for stadium project)

**Ground Breaking:** July, 1986

**Playing Surface:** Natural Grass (Kentucky Blue Grass)

**Seating Capacity:** 16,907

**Dimensions:** LF and RF - 325 ft., CF - 404, LCF - 371, RCF - 367

**Home Run Fence Height:** 12 ft. in LF and 8 ft. from LCF to RF

**Left Field Screen Height:** 60 feet high

**Location:** at Washington and Swan St. in the heart of downtown Buffalo (One James D. Griffin Plaza).

**First Game:** April 14, 1988 vs. Denver Zephyrs (Bisons won 1-0)

**First Pitch:** Denver's Billy Bates swings and misses on a fastball from Bisons pitcher Bob Patterson at 2:34 p.m.

**First Hit:** Bisons' Jim Reboulet single to left off Denver's Mark Knudson in the 1st inning, 4/14/88

**First Home Run:** Bisons' Tom Prince solo home run off Mark Knudson in the 3rd inning, 4/14/88

**BisonsTV HD Board:** 80 ft. by 33 ft. The widest in all of Minor League Baseball. Installed in 2011.


**Stadium Design:** H.O.K. Architects of Kansas City, Missouri

**Restaurant:** Consumer's Pub at the Park, a full-service restaurant, seating capacity of 250

## SAHLEN FIELD YEAR-BY-YEAR HIGHLIGHTS

### 1988 SEASON

**March 7:** In only 84 minutes, the Bisons sold more than 10,000 tickets for the opening of Pilot Field...**April 14:** Pilot Field opened and a sellout crowd of 19,500 watched as the Bisons defeated the Denver Zephyrs, 1-0...**June 20:** A sellout crowd watched the seventh annual National Old Timer's Baseball Classic. The nation viewed the Classic on ESPN...**July 13:** Another capacity crowd and a live national television audience watched as Buffalo hosted the first-ever Triple-A All-Star Game...**August 17:** The Bisons became only the second club in the history of minor league baseball to break the 1 million mark in attendance...**August 19:** The Bisons shattered the all-time minor league single-season attendance mark reaching 1,061,319 in total attendance...**September 1:** The Bisons concluded the season with a 2-1 victory over Nashville before the 22nd sellout crowd of the season. The crowd established the all-time minor league single-season attendance mark of 1,186,651.



## SAHLEN FIELD YEAR-BY-YEAR HIGHLIGHTS

### 1989 SEASON

**June 19:** The eighth annual National Old Timer's Classic was played before a crowd of 15,742. The game included Baseball Hall of Famer, and native of Buffalo, NY, Warren Spahn ESPN again televised the game to the nation...**August 17:** On the anniversary date of "Million Day," a sellout crowd pushed the club's season attendance total over the 1 million mark for a record second straight season.

### 1990 SEASON

**January 29:** Phase 1A Construction began at Pilot Field to add 1,400 bleacher seats, a 5,000-foot standing-room-only area on the Mezzanine level and 30% more space in the tent area...**April 16:** Pilot Field opened its third season before a sellout crowd...**June 1:** Phase 1A Construction was completed, bringing the seating capacity to 20,900 and an additional 150 spaces for standing room only...**June 3:** The largest crowd ever to see a game at Pilot Field (21,050) enjoyed a post-game Beach Boys concert...**August 18:** A crowd of 17,336 pushed the Bisons' attendance over the 1 million mark for the third straight season...**September 4:** Nashville defeated the Bisons, 4-3, in 18 innings and 5:08 in a one-game playoff for the American Association Eastern Division Championship.



### 1991 SEASON

**March 25:** The National League Expansion Committee visits Pilot Field as part of its tour of the 6 contending cities...**April 17:** A sellout crowd of 21,050 was on hand for Pilot Field's fourth opener...**May 9:** The Pittsburgh Pirates visit for a pre-game charity home run-hitting contest and a seven-inning exhibition game. The Pirates' Barry Bonds became the first player to homer over the centerfield fence during the home run contest before the Bisons won the game, 4-2...**June 14:** 21,050 fans filled Pilot Field for the first home game after the National League's announcement that Buffalo would not be receiving an expansion franchise...**August 15:** The Bisons passed the million mark in attendance for the fourth consecutive season...**August 31:** The Herd captured their first American Association Eastern Division title in front of 21,050 with a 6-4 win over Louisville...**September 5:** Buffalo defeats Denver, 4-1, in the first post-season game at Pilot Field...**September 6:** The 50th sellout in the history of Pilot Field gives Buffalo a minor league attendance record of 1,240,951.

### 1992 SEASON

**May 3:** Jose Tolentino hits the first home run in game competition over the centerfield fence...**May 29:** The Bisons surpass the 5 million mark in all-time attendance at Pilot Field...**August 24:** Buffalo's season attendance passes 1 million for the fifth consecutive season...**September 5:** Buffalo defeated Nashville, 3-1, to clinch its second consecutive American Association Eastern Division championship.

### 1993 SEASON

**May 6:** Pittsburgh made its second visit to Buffalo for a seven-inning exhibition game and a charity home run-hitting contest...**August 28:** A crowd of 18,256 pushed Buffalo's season attendance over the 1 million mark for a sixth consecutive season. Following the game, the 10-year anniversary of the filming of "The Natural" was celebrated as the movie's final scene was re-enacted on the field.

### 1994 SEASON

**April 14:** Buffalo opened Pilot Field's seventh season with a 3-2 last-at-bat win over Omaha ...**April 16:** The 7 millionth ticket is sold at Pilot Field...**June 26:** Actor John Stamos plays drums for the Beach Boys as they perform at the ballpark...**August 6:** John Hope became the first Bisons pitcher to homer at Pilot Field with a solo shot to left field...**September 8:** Buffalo signs a 2-year working agreement with the Cleveland Indians.

## SAHLEN FIELD YEAR-BY-YEAR HIGHLIGHTS

## 1995 SEASON

**March 2:** The City of Buffalo terminates Pilot Freight's naming rights on the downtown ballpark...**April 25:** The Cleveland Indians defeat Buffalo, 2-1, in an exhibition game...**May 4:** ESPN2 visits Buffalo and airs its first-ever minor league baseball game...**June 17:** Celebration of Baseball visits Buffalo as several Hall of Famers and baseball greats play an exhibition game against local players...**July 3:** North AmeriCare Park becomes the new name of Buffalo's downtown ballpark as North American Administrators agree to a 13-year deal...**July 7:** The first-ever women's baseball team, the Silver Bullets, takes the field in an exhibition game against local players...**September 15:** The Bisons lose Game 5 to Louisville, 8-2, for the American Association Championship...**December 27:** Ground-breaking begins for a new design on the home run fence dimensions.

## 1996 SEASON

**April 8:** North AmeriCare Park celebrates its ninth Opening Day as the Herd shuts out Indianapolis, 4-0...**June 24:** Buffalo and Cleveland tie, 3-3, in an exhibition game before a sold-out crowd...**July 4:** The Buffalo Philharmonic Orchestra performs before a capacity crowd and the Bisons unveil a new version of their home blue jerseys...**September 10:** Buffalo was defeated by Indy, 5-1, eliminating the team from the playoffs.

## 1997 SEASON

**April 4:** The Bisons draw the largest Opening Day crowd (19,576) in the minor leagues and beat the Nashville Sounds, 4-3, in 11 innings...**June 20:** Buffalo tops the 10-million mark in paid attendance since the opening of the ballpark in 1988. On the same night, Bartolo Colon (right) pitches Buffalo's first no-hitter since 1952 and the first ever at North AmeriCare Park...**July 14:** Jeff Manto becomes the first Bisons player to hit 3 home runs in one game at North AmeriCare Park ...**July 25:** The Bisons turn the first triple play in North AmeriCare Park history...**September 9:** Buffalo defeats the Iowa Cubs, 6-3, to take a 2-0 lead in the American Association Championship Series. Buffalo wraps up the title a day later at Sec Taylor Stadium in Des Moines, Iowa.

## 1998 SEASON

**April 10:** The Bisons returned to the International League with a 4-0 shutout victory against the Rochester Red Wings...**July 3:** Before a sellout crowd the Bisons defeat the Scranton/Wilkes-Barre Red Barons, 8-7. Bisons fans are treated to the BPO Independence Eve celebration following the game...**September 2:** Alex Ramirez hits his 34th home run of the season in a game against Syracuse, setting the highest home run total for a Bison in the Modern Era...**September 3:** A crowd of 13,496 pushes the Bisons season attendance total to 706,157 to break the former International League record set by the Ottawa Lynx in 1993...**September 9:** Alex Ramirez becomes the first player to hit for the cycle at North AmeriCare Park in a 7-3 win against the Syracuse SkyChiefs in Game 1 of the first round of the International League playoffs...**September 11:** The Bisons defeat the Syracuse SkyChiefs, 6-0, in Game 3 eliminating their Thruway rival and advancing to the International League Governors' Cup Finals...**September 15:** A 6-3 win over the Durham Bulls gives the Bisons a 2-0 lead in the Governors' Cup Finals. The Bisons would eventually win the title in Durham.

## 1999 SEASON

**April 8:** The new Big Board is unveiled before the largest 1999 Opening Day crowd in the minor leagues (19,699). The 20' x 40' state-of-the-art video board is "turned on" with a giant remote control by Buffalo Mayor Anthony Masiello and Erie County Executive Dennis Gorski...**May 8:** Jeff Manto hits his 53rd career home run in a Bisons uniform off Richmond hurler Derrin Ebert surpassing teammate Alex Ramirez for the Bisons modern day home run record...**July 3:** The Bisons defeat the Toledo Mud Hens 2-1. Following the game 17,271 fans are treated to the annual Independence Eve Fireworks Celebration with the BPO...**September 5:** The Bisons' Fan Appreciation Night crowd of 19,910 outdraws 6 MLB teams that day: Philadelphia (18,839), Pittsburgh (17,901), Tampa Bay (17,480), Florida (15,875), Kansas City (15,315) and Montreal (8,302).

## 2000 SEASON

**July 3:** A crowd of 19,729 fills the seats for the Independence Eve Celebration with the BPO...**September 9:** The Bisons drop a 10-1 decision vs. Scranton in the fourth and final game of a five-game series in the first round of the IL playoffs. That night's attendance pushes Buffalo's per-game average over 10,000/game, to lead all International League teams.



## SAHLEN FIELD YEAR-BY-YEAR HIGHLIGHTS

## 2001 SEASON

**April:** The Bisons, under new skipper Eric Wedge, opened the season by winning all 6 games of the Opening Homestand...**May:** Bisons set a record for most wins in a month with 22 wins and just 6 losses...**June 25:** Bisons play their 1000th game at Dunn Tire Park...**July 3:** 20,050 fans filled the stands to celebrate the country's birthday with the Buffalo Philharmonic Orchestra and fireworks...**August 17:** The Bisons retire Jeff Manto's #30 (left). Manto's number joins Ollie Carnegie's and Luke Easter's as the team's retired numbers...**August 27:** A fan wins \$10,000 as part of the Bisons Mega Money Monday. This was the second time this season a fan won \$10,000. **September 2:** Annual Fan Appreciation, over 16,000 fans watched the Bisons beat the Red Wings to finish the season with a 91-51 record. The Bisons winning percentage of .641 was the fourth highest in 116 years of professional baseball in Buffalo as well as the best record in the Modern Day Era...**September 9:** The Bisons drop a 6-2 decision to Scranton in a 19-inning Game 5 of the first round of the playoffs.



## 2002 SEASON

**April 10:** The Bisons open their 117th home season with a 3-2 loss at the hands of the Ottawa Lynx in front of 14,038 fans...**May:** Over 13,000 school kids attend School Kids Day at Dunn Tire Park and listen to a presentation done by the late Jackie Robinson's daughter...**July 1:** This month opens with an exhibition game against parent Cleveland in front of 18,336 and includes the annual BPO firework extravaganza in front of 19,122 two days later...**August:** Dunn Tire Park's largest crowd ever (21,050) concludes the regular season with fireworks at Fan Appreciation Night...**September:** The Bisons sweep by the Scranton Wilkes Barre Red Barons 3-0 in the first round of the Governor's Cup Playoffs, eventually losing to Durham in the Finals.

## 2003 SEASON

**April 3:** The Bisons open the season with a 10-8 win over the Pawtucket Red Sox in front of a crowd of 12,720. The final six games of the season-opening homestand are postponed due to snow/freezing rain...**May 19:** A School Kids Day attendance record is set as 14,406 see the Bisons defeat Indianapolis 3-1...**July 3:** The first sellout of the season (20,050) enjoys the fireworks extravaganza with the BPO...**September 1:** 14,238 see the Bisons end the 2003 season with a 2-1 loss to Rochester on Fan Appreciation Night.

## 2004 SEASON

**April 16:** On Opening Day, the Bisons debut the new Heron's Landing Party Deck in right field in front of 17,104. The Bisons lose to Ottawa, 10-5...**May 22:** Trailing Norfolk 8-1 in the 8th inning, Buffalo comes back to win, 9-8...**June 21:** Bisons defeat Indianapolis 8-7 despite trailing 7-0 in the 2nd inning...**June 22:** Bisons complete their second, 7-run comeback in 24 hours, defeating Indianapolis 12-11 despite trailing 9-2 in the 5th inning...**July 2:** The Bisons break a Dunn Tire Park record with 7 home runs in a 16-2 over Syracuse...**July 3:** A sellout crowd of 17,950 on BPO Night watch the Bisons complete their fourth, 7-run comeback of the year in a 9-8 win over Syracuse...**July 16:** The third longest game in Dunn Tire Park history as Scranton/WB defeats Buffalo, 8-3, in 16 innings and 5:07 in the second game of a doubleheader...**July 27:** Chris Clapinski hits his third Dunn Tire Park Grand Slam of the season, a record for a Bisons in a career, not just a single-season...**August 13-15:** Jhonny Peralta completes a record-breaking weekend at DTP by setting the Modern Era mark for hits, runs and doubles in a season...**September 12:** In the first round of the playoffs, the Bisons defeat the Durham Bulls, 7-0, in Game 5. It's the first time the Bisons have trailed a five-game series, 2-0, and came back to win...**September 17:** The Bisons defeat the Richmond Braves, 7-1, in Game 4 of the Governors' Cup Finals to win the International League Championship...**October 1:** Thousands of fans come to Dunn Tire Park to honor the Bisons Championship season.






## SAHLEN FIELD YEAR-BY-YEAR HIGHLIGHTS

## 2005 SEASON

**April 7:** Opening Day at Dunn Tire Park is postponed due to rain, but returning players receive their 2004 Governors' Cup Championship Rings in a pre-game ceremony. Buffalo and Richmond split a doubleheader the following day... **May 23:** Andy Abad hits a pinch-hit, three-run, home run in the bottom of the 11th inning to defeat Charlotte, 10-7, in front of 12,910 on School Kid's Day... **June 2:** Dusty Wathan becomes just the second Bison in Dunn Tire Park history to hit 3 home runs in a game as Buffalo defeats Toledo, 13-1. Wathan also sets the Modern Day team record with 9RBI in the game... **June 5:** Bisons hold Tim Russert Day, with the nationally-respected host of Meet the Press visiting Dunn Tire Park. Buffalo falls to Columbus in the game, 14-12... **June 26:** In one of the scariest moments in the ballpark's history, Bisons pitcher Kyle Denney is struck in the head with a line drive from Durham's Joey Gathright. Denney suffers a fractured skull, but returned to the team later in the year (DNP) ... **July 3:** A sellout crowd of 18,025 enjoys a Bisons 10-1 win over Ottawa and a post game concert from the Buffalo Philharmonic Orchestra... **August 24:** Dusty Wathan hits a home run in the bottom of the 11th to lead the Bisons past Syracuse, 11-10. Buffalo trailed in the game, 7-0, in the 2nd inning. The Herd pitching staff sets a Modern Era team record with 18 strikeouts... **September 11:** The Bisons fall to Indianapolis, 6-4, in Game 5 of the IL Semi-Finals, ending their pursuit of back-to-back Governors' Cup Championships.



## 2006 SEASON

**April 14:** On the 18th Anniversary of the first ever game played at Dunn Tire Park, the Bisons defeat the Columbus Clippers, 10-1, in their Home Opener... **May 7:** In between games of a doubleheader sweep of Ottawa, the Bisons unveil their new mascot, Belle "The Ballpark Diva"... **May 19:** Jeremy Sowers throws a complete-game one-hit shutout against Pawtucket in the first game of a doubleheader (1-0 Win)... **June 1:** The Bisons match a Modern Day record for margin of victory with a 15-0 win over Durham... **June 4:** The Bisons are swept by the Bulls in a doubleheader that lasts a combined seven hours and 37 minutes. In a bizarre moment in the 11th inning of the 16-inning nightcap, a seagull is hit with a pitch from Durham's Jason Childers before it reaches the plate... **June 19:** Andy Marte matches a Bisons All-Time record with a home run in his fifth consecutive game... **July 3:** The Bisons defeat Rochester, 7-1, before a sold-out crowd of 18,025 as the team celebrates Independence Eve with a post-game show from the Buffalo Philharmonic Orchestra and Chorus... **July 8:** Ben Francisco goes 1-4 to extend his hit-streak to 25 games, the second longest in the Modern Era... **July 26:** Jeremy Guthrie tosses a complete-game one-hitter in a 3-1 win over Louisville... **August 8:** Trailing 9-5 with two outs in the 9th, the Bisons storm back to defeat Ottawa, 12-9, thanks to Jason Dubois' three-run walk-off home run.

## 2007 SEASON

**April 9:** The Bisons finally start their 20th season at Dunn Tire Park with an 8-3 win over Ottawa. All four games scheduled against Richmond, April 5-8, are postponed due to snow and icy conditions... **May 5:** Buffalo and Pawtucket restart a suspended game from April 23 with the Red Sox leading 3-0 in the first inning. Pawtucket builds a 14-6, but the Bisons storm back with nine runs in the bottom of the ninth for a 15-14 win. Infielder Trent Durrington, inserted as the pitcher in the top of the inning to save the bullpen, gets the win. Buffalo wins a second game that night, 5-0... **June 4:** The Bisons beat Toledo, 9-3, in front of 14,378 on School Kids Day... **June 20:** Buffalo sweeps a doubleheader from Louisville. Aaron Laffey throws a complete-game two-hitter in game one. It's one of a record six games he'll win in June... **July 3:** The Bisons fall to Rochester, 10-2, before a sold-out crowd of 18,025 as the team celebrates Independence Eve with the a post game show from the Buffalo Philharmonic Orchestra and Chorus... **August 25:** Buffalo defeats Scranton/WB, 6-1, in front of a crowd of 17,350. The team pays tribute to "20 Years Together Downtown" with ceremonies before, during and after the game. Former Mayor Jimmy Griffin, "The Earl of Bud" and The BUTCHer are among the special guests that return to honor Dunn Tire Park.

## SAHLEN FIELD YEAR-BY-YEAR HIGHLIGHTS

## 2008 SEASON

**June 4:** Trailing 6-0 in the 9th inning, Buffalo scores 6 in the 9th and twice more in the 10th inning to defeat Rochester, 8-7 (10 innings)...**June 27:** An amazingly thick fog rolls into Coca-Cola Field and forces the suspension of a game against Scranton/WB in the 9th inning. The infielders cannot be seen from the pressbox and the Yankees score a run in the top of the ninth to tie the game 1-1 on two flyball doubles lost by outfielders. The next day, the Bisons win the game, 2-1, in 10 innings...**July 3:** The Bisons fall to Rochester, 7-6 in the longest Independence Eve Celebration game in park history (13 innings). A crowd of 17,583 push the event's attendance over the quarter-million fan mark in its 15th season...**August 19:** Outfielder Jason Cooper enters the game as a defensive replacement in the 8th inning, marking his Modern Era record-401st game with the Bisons.

## 2009 SEASON

**April 9:** The Bisons take the field on Opening Day as the new Triple-A affiliate of the New York Mets. It's also the first game for the newly-named Coca-Cola Field. The Herd falls to Pawtucket, 9-6...**July 18:** The Bisons get back-to-back complete game shutouts from Jonathon Niese and Nelson Figueroa to win both games of a doubleheader over Gwinnett (1-0, 2-0)...**August 20:** Forty-year old rookie Ken Takahashi throws a complete game shutout in the shortest game in the Bisons Modern Era. The southpaw needs just one hour and 21 minutes and 71 pitches to defeat Syracuse, 2-0, in the second game of a doubleheader...**September 1:** The Bisons turn just the second triple play in Coca-Cola Field history. SS Argenis Reyes makes a diving grab on Rochester's Steve Tolleson's liner. Reyes then throws to 2B Luis Rivera who in turn relays to 1B Mike Lamb to catch two runners off base. The play is #5 of ESPN's Top 10 Plays later that night.

## 2010 SEASON

**April 14:** After starting the season on the road, the Bisons defeat Pawtucket 8-2 in front of 13,323 fans at the club's Home Opener...**April 29:** After allowing a lead-off single to Durham's Fernando Perez on an 0-2 pitch, Bisons pitcher R.A. Dickey retires a modern era record 27 batters in a 4-0 win over the Bulls. The game lasts just one hour, 45 minutes, the shortest nine-inning game in Coca-Cola Field history...**May 27:** Longtime IL slugger Mike Hessman hits his first ever walk-off home run to lead the Bisons to an 8-7 win in 10 innings over Toledo on School Kids Day...**June 3:** A crowd of 14,774 attend a Bisons' 7-1 loss to Syracuse in a game featuring Washington Nationals' mega-prospect, RHP Stephen Strasburg. The VERSUS Network carries the game live to a national audience, the network's first ever broadcast of a professional baseball game...**June 14:** Trailing 6-3 in the 9th inning, Fernando Martinez hits the second ever walk-off grand slam in Coca-Cola Field history...**June 18:** Valentino Pascucci becomes just the third Bisons player to hit three home runs in a game at Coca-Cola Field. The slugger drives in five in a 6-4 win over Indianapolis...**July 2:** In a 12-4 win over Rochester, Lucas Duda ties a Bisons all-time record by homering in his fifth straight game...**July 3:** The Bisons fall to Rochester 1-0 in front of 17,572 on the team's annual Independence Eve Celebration with the Buffalo Philharmonic Orchestra and Chorus...**August 18:** Dillon Gee strikes out eight batters in a 7-6 win over Rochester. In the process, Gee breaks the modern era single season strikeout record of 137. He finishes the season with 165 punchouts...**September 8:** Just two days after the conclusion of the 2010 season, bulldozers from Sports Construction Group begin a two-month long project to replace the 23-year old drainage system at Coca-Cola Field. Over 600 truckloads of dirt are hauled out to reach the drainage system some 18 inches below the ground. Later in the off-season, the Bisons announce plans to install the largest scoreboard in all of minor league baseball (nicknamed "BisonsTV HD").



## 2011 SEASON

**April 7:** Fans enjoy their first glimpse of the BisonsTV HD Board, the largest HD scoreboard in minor league baseball, as the Bisons open up the 2011 season with an 8-5 loss to Syracuse...**June 9:** The Bisons defeat the Indianapolis Indians, 15-2, much to the delight of 14,412 on the annual School Kids Day...**June 19:** OF Nick Evans goes 5-5 in a 6-4 victory over Lehigh Valley. Evans hit streak reaches 19-games, over which he has averaged .514 (38-74)...**July 3:** The Bisons fall to the Chiefs, 10-4, before the team's annual Independence Eve Celebration with the Buffalo Philharmonic Orchestra and Chorus...**August 18:** Bisons manager Tim Teufel and the Herd fall to Toledo, 4-0. The winning pitcher for the Mud Hens is Triple-A rookie and Tim's son, Shawn Teufel...**August 29:** Bisons OF Jesus Feliciano collects his 100th hit of the season, becoming the first Bisons player in the modern era to collect 100+ hits in three consecutive seasons.

## SAHLEN FIELD YEAR-BY-YEAR HIGHLIGHTS

### 2012 SEASON

**April 11:** Bisons set an Opening Day record with 12 runs in a 12-3 victory over the Scranton/Wilkes-Barre Yankees...**May 19:** A day after his 20-game hit streak ended, outfielder Vinny Rottino hits three home runs and drives in five in an 11-6 win over Indianapolis...**May 24:** The Bisons defeat Scranton/Wilkes-Barre, 6-2, in the first of six games the Herd will serve as the 'road team' at Coca-Cola Field. The Yankees are displaced the entire season by renovations to their ballpark...**July 3:** The Bisons host their annual Independence Eve Celebration with the Buffalo Philharmonic Orchestra and Chorus. Buffalo picks up the 5-4 win on Jordany Valdespin's walk-off RBI-single...**July 9:** Festivities for All-Star Week begin with the Triple-A Home Run Derby. New England Patriots tight end and Williamsville-native Rob Gronkowski wins the Celebrity Derby while hometown hero Valentino Pascucci wins the Home Run Derby with 22 home runs, several of which land onto Oak St. A crowd of 17,244 take in the event...**July 11:** A sold out crowd of 18,025 welcome the return of the 25th Annual All-Star Game to Buffalo. Broadcast live throughout the nation on the MLB Network, the Pacific Coast League defeats the International League, 3-0, despite two shutout innings from Bisons All-Star and IL Top Star, Matt Harvey...**September 17:** The Bisons announce a player development contract with the Toronto Blue Jays, becoming Toronto's top minor league affiliate...**November 20:** The Bisons unveil their new primary logo featuring a red, white and blue color scheme.



### 2013 SEASON

**April 4:** The Bisons take the field for the first time as the Triple-A affiliate of the Toronto Blue Jays. Sporting a new logo and new team colors of red, white and blue, the Herd defeats the Red Wings, 12-7, in front of 15,852 at Coca-Cola Field –the largest Opening Day crowd in the minor leagues...**May 7:** Outfielder Anthony Gose electrifies the crowd with a straight steal of home in a 6-4 win over Norfolk. The play helps the Bisons 'trend' on social media and is the #3 play on ESPN's Sportscenter's Top 10 that night...**June 22:** With All-Star shortstop Jose Reyes rehabbing with the Bisons, the club defeats Durham 6-3 in front of a sold out crowd of 18,025 on Star Wars Night. A total of 48,802 fans come to Coca-Cola Field during Reyes' four-game injury assignment with the club, June 21-24 (3-1 record)...**July 3:** The Bisons host their annual Independence Eve Celebration with the Buffalo Philharmonic Orchestra and Chorus and a crowd of 17,208 see the Herd fall to the Red Wings, 11-1...**August 29:** The Bisons host their annual Fan Appreciation Night and use a pinch-hit home run in the 8th inning from Luis Jimenez to defeat the Red Wings, 3-2. During an inning break, the Bisons announce a two-year extension of their player development contract with the Toronto Blue Jays, becoming Toronto's top minor league affiliate through the 2016 season.



### 2014 SEASON

**April 3:** Bisons win 6-3 victory over the Rochester Red Wings on Opening Day in front of a crowd of 11,052...**June 7:** Star Wars Night sells out once again as a crowd of 18,025 watch the Bisons fall to the Syracuse Chiefs, 6-3...**July 3:** The Bisons annual Independence Eve Celebration with the Buffalo Philharmonic Orchestra and Chorus reaches its 20th season. A crowd of 16,505 see the Herd fall to the RailRiders, 4-1...**August 11:** Outfielder Darin Mastroianni collects a straight steal of home in a 5-0 shutout win over Norfolk...**August 12:** Blue Jays All-Star slugger Edwin Encarnacion joins the Bisons on an MLB injury rehab assignment and hits the Bisons first grand slam in almost two years in a 7-5 win over the Tides... **August 22:** The Bisons announce that after the 2014 season, the City of Buffalo will install new seats in the 'special reserved' section of the ballpark. When completed in the off-season, the ballpark's new seating capacity is reduced to 17,600...**August 24:** First baseman Brett Wallace hits three home runs, including a walk-off grand slam in the bottom of the 12th inning, in a 10-6 victory over the Pawtucket Red Sox.

## SAHLEN FIELD YEAR-BY-YEAR HIGHLIGHTS

## 2015 SEASON

**April 3:** The Bisons open the 2015 season with a 6-3 loss to the Red Wings in front of 12,638...**April 14:** The Bisons are forced to shut a doubleheader against Pawtucket short after a power outage in the area knocks out power to Coca-Cola Field...**July 3:** Buffalo Philharmonic conductor Paul Ferington leads his 18th and final Independence Eve concert, leaving to a standing ovation of 17,112 Bisons fans. Prior to the concert, the Herd defeat the Chiefs, 8-4...**July 18:** A soldout crowd of 17,600 pack Coca-Cola Field for the 8th annual Star Wars Night. They are greeted to a 5-1 win over the Clippers...**September 1:** Infielder Matt Hague is named the International League's Most Valuable Player, the ninth Bisons player to receive such honor. He will go on to lead the IL in average (.338), hits (177) and with a Bisons' modern era record .416 on-base percentage.

## 2016 SEASON

**April 12:** The Bisons and Blue Jays announce a two-year extension of their Player Development Contract, keeping the Bisons as Toronto's Triple-A affiliate through the 2018 season...**April 14:** After starting the season on the road, the Bisons defeat Rochester in the 29th Home Opener in front of 13,102...**May 31:** Drew Hutchison retires the first 17 batters he faces in a 5-1 win over Columbus. The perfect game bid is broken up with a single by Bryson Myles...**June 1:** A School Kids' Day crowd of 16,866 watch the Bisons shutout Columbus, 4-0...**June 11:** The Bisons host a #KeepBradySuspended night in rebuttal of the Pawtucket Red Sox hosting a promotion the night before supporting New England Patriots quarterback, Tom Brady. The dueling promotions gain national attention. However, the Bisons are swept in the doubleheader by Charlotte...**July 3:** The Bisons fall to Scranton/Wilkes-Barre, 3-2, in front of a crowd of 17,332 on the 22nd annual KeyBank Independence Eve Celebration...**July 23:** For the fourth consecutive year, the Bisons sell out their annual Star Wars Night. A crowd of 17,600 watch rehabbing Blue Jays star Jose Bautista and the Bisons fall to Gwinnett, 2-1...**August 13:** The Bisons suffer their one and only rainout of the season as they are unable to host Pawtucket.

## 2017 SEASON

**April 8:** After back-to-back postponements to begin the year, the Bisons finally get the 30th Season at Coca-Cola Field underway with a 4-2 victory over the defending champion Scranton/Wilkes-Barre RailRiders...**May 19:** A crowd of 12,380 watch a marathon Bisons' 7-5 win over the Red Sox that goes 13 innings and takes four hours and 29 minutes to complete. The game is started by rehabbing Boston ace David Price and ends with two position players earning the decision. Outfielder Ian Parmley earns the win for Buffalo while Rowdy Tellez hits the walk-off two-run homer off PawSox infielder, Mike Miller...**June 2:** Another sold out crowd enjoys the 10th annual Star Wars Night and a 4-0 victory over the Knights. At 16,907, it is the largest-attended minor league game of the year...**July 3:** The Bisons get a very symbolic spot start as former Army First Lieutenant Chris Rowley takes the ball for the 23rd annual Key-Bank Independence Eve Celebration and leads the Herd to a 6-2 victory over Syracuse. In his first Triple-A start, Rowley strikes out six and allows just one run over five innings for the win...**August 30:** In one of the most-anticipated off-the-field events in the ballpark history, the racing mascot 'Celery' earns its first victory in 450 attempts in the nightly WCC (Wing, Cheese & Celery) Race. The quest for #JustOneWin before Celery's impending retirement is the talk of the town and draws a crowd of 16,463 to the ballpark. After Pawtucket's 7-5, 12-inning victory over the Herd, Celery earns this historic win postgame.



## 2018 SEASON

**April 12:** The Bisons open their home schedule with a 2-1 loss to the Indianapolis Indians. It would be one of just two games played on the seven-game homestand that was to include a three-game series against the Louisville Bats. **June 2:** A crowd of 16,593, the largest of the season, sees the Herd defeat the Charlotte Knights 9-2 on Star Wars Night. **June 14:** The team begins a four-game series against the Rochester Red Wings, re-branded as the Buffalo Wings. It is the first time in the club's history that they used a nickname other than Bisons. **June 27:** The Herd recorded its 2500th franchise win in the modern era with a 3-1 defeat of the Pawtucket Red Sox. Right hander Chris Rowley picked up the historic win for the Herd in front of 7,134 fans. **July 31:** Vladimir Guerrero Jr. made his much anticipated Bisons' debut after being promoted from the New Hampshire Fisher Cats (AA) a day prior. Baseball's top prospect went 0-2 with three walks and an RBI in the game against the Lehigh Valley IronPigs. **August 2:** RHP Jacob Waguespack strikes out 12 Lehigh Valley IronPigs batters in his Bisons debut. Waguespack was traded from Lehigh Valley two days prior to the start. **August 11:** Guerrero Jr. smacked a home run, his fourth straight game with a HR for the Herd. A crowd of 15,615 were in attendance. The Bisons lost 6-3 to the Toledo Mud Hens.

# SAHLEN FIELD

## BALLPARK NAMES

<u>Pilot Field</u>	April 14, 1988 - March 2, 1995
<u>The Downtown Ballpark</u>	March 3, 1995 - July 2, 1995
<u>North AmeriCare Park</u>	July 3, 1995 - May 5, 1999
<u>Dunn Tire Park</u>	May 6, 1999 - December 31, 2008
<u>Coca-Cola Field</u>	January 1, 2009 - December 31, 2018
<u>Sahlen Field</u>	January 1, 2019 - present

## BISONS TEAM STATISTICS AT SAHLEN FIELD

	<u>G</u>	<u>AVG</u>	<u>Hits</u>	<u>2B</u>	<u>3B</u>	<u>HR</u>	<u>RBI</u>	<u>Runs</u>	<u>SB</u>	<u>Wins</u>	<u>SO</u>	<u>HR allowed</u>
1988 Season	71	.262	581	97	17	36	259	291	50	40	358	23
1989 Season	73	.266	603	90	26	21	270	305	79	51	430	34
1990 Season	74	.261	624	119	27	29	250	288	64	48	408	18
1991 Season	72	.261	595	126	35	24	285	312	69	43	396	33
1992 Season	72	.280	631	133	37	54	330	345	65	50	316	34
1993 Season	72	.251	581	127	23	43	276	305	41	35	358	40
1994 Season	72	.266	628	131	15	23	247	266	78	32	386	42
1995 Season	72	.268	616	120	19	42	269	291	27	42	405	23
1996 Season	72	.268	628	105	10	82	325	350	25	43	466	60
1997 Season	72	.261	578	102	4	96	299	323	46	51	442	66
1998 Season	73	.281	684	117	12	116	399	420	51	44	458	81
1999 Season	71	.262	602	116	16	63	335	355	72	33	390	67
2000 Season	73	.273	636	107	15	77	346	367	48	47	410	60
2001 Season	70	.269	615	110	13	83	352	369	56	47	508	57
2002 Season	72	.282	655	144	17	56	321	342	37	48	420	47
2003 Season	67	.275	579	109	14	49	262	278	56	35	473	42
2004 Season	71	.299	713	150	12	92	383	408	57	41	492	66
2005 Season	72	.294	698	154	17	103	402	441	34	46	515	75
2006 Season	72	.269	641	163	8	78	350	371	49	43	508	37
2007 Season*	68	.280	605	120	17	57	311	327	38	39	465	50
2008 Season	71	.250	572	131	8	47	270	290	23	33	505	62
2009 Season	72	.256	593	125	6	43	229	254	25	29	479	65
2010 Season	72	.277	676	186	8	79	333	358	16	42	533	69
2011 Season**	72	.251	573	97	8	54	263	277	28	35	527	67
2012 Season	77	.255	643	127	18	68	322	355	47	34	560	58
2013 Season	72	.255	566	125	14	54	258	278	52	35	537	64
2014 Season***	70	.261	587	118	10	50	285	310	61	41	545	49
2015 Season	72	.252	576	121	5	29	235	255	34	34	496	38
2016 Season	72	.253	583	110	8	44	235	248	47	34	528	50
2017 Season****	70	.250	543	106	14	34	243	265	77	35	494	46
2018 Season*****	68	.254	557	119	19	49	274	292	59	33	483	50
<b>Totals</b>	<b>2,219</b>	<b>.266</b>	<b>18,962</b>	<b>3,805</b>	<b>472</b>	<b>1,775</b>	<b>9,218</b>	<b>9,936</b>	<b>1,511</b>	<b>1,243</b>	<b>14,291</b>	<b>1,573</b>

NOTE: Statistics reflect regular season games only. Also, these statistics, and those on the following pages, do not include the following.

\*2007: The two games the Bisons played as the 'home team' in Richmond because all four Braves/Bisons games scheduled in Buffalo were postponed.

\*\*2012: The Bisons played six games as the 'road' team against the Scranton/Wilkes-Barre Yankees at Coca-Cola Field. These statistics include those games, but exclude a 'home' game played by the Bisons in Syracuse on August 6 because of a rainout two days earlier in Buffalo.

\*\*\*2014: The game the Bisons served as the 'home team' on August 7 in Durham because of a rainout on July 13 in Buffalo.

\*\*\*\*2017: The game the Bisons served as the 'home team' on April 26 in Norfolk because of a rainout on April 20 in Buffalo.

\*\*\*\*\*2018: The three games the Bisons served as the 'home team' were on July 24 in Louisville and July 27 and 29 in Indianapolis for postponements from April 14-18. In addition, two games were cancelled and not made up.

## BISONS HOME OPENERS (19-12 RECORD)

<u>Year</u>	<u>Date</u>	<u>Opponent</u>	<u>Game Result</u>	<u>Year</u>	<u>Date</u>	<u>Opponent</u>	<u>Game Result</u>
1988	April 14	Denver	Bisons won, 1-0	2004	April 16	Ottawa	Lynx won, 10-5
1989	April 5	Louisville	Bisons won, 8-3	2005	April 8(1)	Richmond	Braves won, 5-4
1990	April 16	Iowa	Cubs won, 3-1	2006	April 14	Columbus	Bisons won, 9-1
1991	April 17	Denver	Zephyrs won, 3-2	2007	April 9	Ottawa	Bisons won, 8-3
1992	April 17	Oklahoma City	Bisons won, 4-3	2008	April 11	Toledo	Mud Hens won, 4-1
1993	April 8	Omaha	Bisons won, 8-1	2009	April 9	Pawtucket	Red Sox won, 6-4
1994	April 14	Omaha	Bisons won, 3-2	2010	April 14	Pawtucket	Bisons won, 8-2
1995	April 7	Nashville	Sounds won, 6-3	2011	April 7	Syracuse	Chiefs won, 8-5
1996	April 8	Indianapolis	Bisons won, 4-0	2012	April 11	Scranton/WB	Bisons won, 12-3
1997	April 4	Nashville	Bisons won, 4-3 (11)	2013	April 4	Rochester	Bisons won, 12-7
1998	April 10	Rochester	Bisons won, 4-0	2014	April 3	Rochester	Bisons won, 6-3
1999	April 8	Ottawa	Lynx won, 8-4	2015	April 9	Rochester	Red Wings won, 6-3
2000	April 12	Ottawa	Bisons won, 6-2	2016	April 14	Rochester	Bisons won, 2-1
2001	April 5	Pawtucket	Bisons won, 5-2	2017	April 8	Scranton/WB	Bisons won, 4-2
2002	April 10	Ottawa	Lynx won, 3-2	2018	April 12	Indianapolis	Indians won, 2-1
2003	April 3	Pawtucket	Bisons won, 10-8				



**BUFFALO BISON RECORDS AT SAHLEN FIELD**

---

**Longest Game, Innings:** 19, September 9, 2001 vs. Scranton/WB (6-2 Loss)(Game 5, IL Semi-Finals)

**Longest Game, Time:** 5:13, September 9, 2001 vs. Scranton/WB (6-2 Loss)(Game 5, IL Semi-Finals)

**Shortest Game, Time:** 1:21, August 20, 2009(Game 2) vs. Syracuse (2-0 Win)

**Shortest 9-inning Game:** 1:42, August 5, 1993 vs. Louisville (2-1 Loss)

**Largest Deficit Erased, Win:** 8, April 23, 2007(finished on May 5) vs. Pawtucket, (15-14 Win)(Trailed 14-6, 9th)  
August 9, 2000(Game 2) vs. Ottawa (9-8 Win)(Trailed 8-0, 2nd)

**Most Runs:** 18, June 2, 2000 vs. Toledo (18-3 Win)

**Most Runs, Allowed:** 20, May 3, 2010 vs. Louisville (20-7 Loss)

**Most Combined Runs:** 33, July 2, 1998 vs. Scranton/Wilkes-Barre (17-16 Win)

**Most Runs, Inning:** 10, May 6, 2001 vs. Richmond (3rd inning)(14-0 Win)

**Most Home Runs, Game:** 7, July 2, 2004 vs. Syracuse (16-2 Win)  
(Eric Crozier 2, Jhonny Peralta 2, Sandy Martinez 2, Brent Abernathy)

**Walkoff Home Runs:** 57, Last: Rowdy Tellez, 5/19/17 vs. Pawtucket (7-5 Win)(13th inning)(off INF Mike Miller)

**Grand Slams:** 48, Last: Matt Dominguez, June 21, 2016 vs. Louisville (6-3 Win)

**Three-Homer Games:** 5, Vinny Rottino, May 19, 2012 vs. Indianapolis (11-6 Win)  
Valentino Pascucci, June 18, 2010 vs. Indianapolis (6-4 Win)  
Dusty Wathan, June 2, 2005 vs. Toledo (13-1 Win)  
Jeff Manto, July 14, 1997 vs. Iowa (6-1 Win)  
Brett Wallace, August 24, 2014 vs. Pawtucket (10-6 Win)(12 innings)

**Inside-the-Park Home Runs:** 9, Last: Matt Tuiasosopo, May 16, 2012 vs. Gwinnett (14-7 Win)

**Home Runs Left and Right Handed:** 1, Orestes Destrade, June 14, 1988 vs. Tidewater (8-2 Win)

**Most RBI:** 9, Dusty Wathan, June 2, 2005 vs. Toledo (13-1 Win)

**Hit for the Cycle:** 1, Alex Ramirez, September 9, 1998 vs. Syracuse (7-3 Win)(Game 1, IL Semi-Finals)

**No-Hitters:** 1, Bartolo Colon, June 20, 1997 vs. New Orleans (4-0 Win)

**One-Hitters:** 11, Last: R.A. Dickey, April 29, 2010 vs. Durham (4-0 Win)(after hit, retired final 27 batters)

**Most Strikeouts:** 18, August 24, 2005 vs. Syracuse (11 innings)(11-10 Win)  
(Jason Young 7, Jason Davis 5, Jake Robbins 4, Kazuhito Tadano 2)

**Triple Plays:** 2, September 1, 2009 vs. Rochester (9-6 Loss) 6-4-3, Argenis Reyes-Luis Rivera-Mike Lamb line drive)  
July 27, 1997 vs. Nashville (5-4-3, Jeff Manto-Torey Lovullo-Richie Sexson ground ball)

# SAHLEN FIELD

## SAHLEN FIELD CAREER HITTING LEADERS

### GAMES PLAYED

Player	Seasons	No.
Jason Cooper	(04,05,06,07,08,09)	221
Tom Prince	(88,89,90,91,92)	195
Greg Tubbs	(91,92,94)	185
Bill Selby	(98,99,00,02)	179
Brandon Phillips	(02,03,04,05)	176
Valentino Pascucci	(10,11,12)	172
Jesus Feliciano	(09,10,11)	163
Torey Lovullo	(95,97,98)	154
Alex Ramirez	(97,98,99)	154
Jeff Manto	(97,98,99,00)	151

### HOME RUNS

Player	Seasons	No.
Jeff Manto	(97,98,99,00)	47
Alex Ramirez	(97,98,99)	33
Valentino Pascucci	(10,11,12)	31
Bill Selby	(98,99,00,02)	31
Richie Sexson	(97,98)	30
Russell Branyan	(99,00,04)	28
Ernie Young	(04,05)	26
Jason Cooper	(04,05,06,07,08,09)	25
Brandon Phillips	(02,03,04,05)	22
4 tied at		20

### BATTING AVERAGE (250 AB MIN)

Player	Seasons	Avg.
Kevin Young	(91,92,94)	.334
Chan Perry	(98,99,00)	.324
Steve Carter	(89,90)	.322
Ben Francisco	(05,06,07,08)	.320
Jhonny Peralta	(03,04)	.320
Chris Coste	(00,01,02)	.315
Bruce Aven	(96,97,98,02)	.313
Matt Hague	(14,15)	.309
Jesus Feliciano	(09,10,11)	.307
Tim Leper	(93,94)	.307

### RUNS BATTED IN

Player	Seasons	No.
Bill Selby	(98,99,00,02)	115
Jason Cooper	(04,05,06,07,08,09)	110
Valentino Pascucci	(10,11,12)	106
Jeff Manto	(97,98,99,00)	104
Tom Prince	(88,89,90,91,92)	93
Alex Ramirez	(97,98,99)	92
Richie Sexson	(97,98)	85
Ernie Young	(04,05)	83
Ryan Garko	(05,06)	82
Brandon Phillips	(02,03,04,05)	82

### BASE HITS

Player	Seasons	No.
Brandon Phillips	(02,03,04,05)	180
Greg Tubbs	(91,92,94)	178
Jesus Feliciano	(09,10,11)	176
Jason Cooper	(04,05,06,07,08,09)	170
Bill Selby	(98,99,00,02)	169
Alex Ramirez	(97,98,99)	161
Ben Francisco	(05,06,07,08)	156
John Wehner	(91,92,93,94)	151
Greg LaRocca	(01,02,03)	148
Tom Prince	(88,89,90,91,92)	148

### RUNS SCORED

Player	Seasons	No.
Bill Selby	(98,99,00,02)	110
Jason Cooper	(04,05,06,07,08,09)	108
Brandon Phillips	(02,03,04,05)	105
Jeff Manto	(97,98,99,00)	97
John Wehner	(91,92,93,94)	95
Greg Tubbs	(91,92,94)	94
Ben Francisco	(05,06,07,08)	93
David Roberts	(98,99,00,01)	93
Alex Ramirez	(97,98,99)	92
Jolbert Cabrera	(98,99,00,02)	86

### DOUBLES

Player	Seasons	No.
John Wehner	(91,92,93,94)	39
Jason Cooper	(04,05,06,07,08,09)	38
Brandon Phillips	(02,03,04,05)	35
Bill Selby	(98,99,00,02)	35
Ben Francisco	(05,06,07,08)	33
Tom Prince	(88,89,90,91,92)	33
Jerry Goff	(93,94)	31
Mark Budzinski	(99,00,01)	29
Chris Coste	(00,01,02)	28
Jesus Feliciano	(09,10,11)	28

### STOLEN BASES

Player	Seasons	No.
David Roberts	(98,99,00,01)	51
Greg Tubbs	(91,92,94)	39
John Wehner	(91,92,93,94)	33
Carlos Garcia	(91,92,93)	32
Jolbert Cabrera	(98,99,00,02)	29
Ben Francisco	(05,06,07,08)	29
Tony Womack	(94)	27
Anthony Gose	(13,14)	24
Dalton Pompey	(14,15,16)	24
Roemon Fields	(15,17)	20

### TRIPLES

Player	Seasons	No.
Gregg Tubbs	(91,92,94)	10
Steve Carter	(89,90)	10
Joe Inglett	(05,06,07)	9
David Roberts	(98,99,00,01)	9
Al Martin	(92)	9
Carlos Garcia	(91,92,93)	8
Alex Ramirez	(97,98,99)	8
Eddie Zambrano	(91,92)	8
4 tied at		7

### SLUGGING PERCENTAGE (250 AB MIN)

Player	Seasons	Pct.
Jeff Manto	(97,98,99,00)	.624
Richie Sexson	(97,98)	.587
Jason Dubois	(05,06,09)	.545
Ben Francisco	(05,06,07,08)	.540
Bruce Aven	(96,97,98,02)	.539
Ernie Young	(04,05)	.530
Alex Ramirez	(97,98,99)	.518
Brian Dorsett	(91,92)	.511
Ryan Garko	(05,06)	.501
Karim Garcia	(01,02,03)	.498



# SAHLEN FIELD

## SAHLEN FIELD SINGLE-SEASON HITTING LEADERS

### BATTING AVERAGE (125 AB MIN)

<u>Player</u>	<u>Season</u>	<u>Avg.</u>
Jesus Feliciano	2010	.384
Kevin Young	1992	.365
Ben Francisco	2007	.355
John Wehner	1994	.352
Chris Coste	2002	.351
Chris Clapinski	2004	.343
Denny Gonzalez	1988	.343
Chan Perry	2000	.339
Mark Ryal	1990	.337
Jeff Liefer (05)/Steven Henderson (89)/Mike Kinkade (05)		.335

### HOME RUNS

<u>Player</u>	<u>Season</u>	<u>No.</u>
Alex Ramirez	1998	22
Richie Sexson	1997	21
Karim Garcia	2001	15
Phil Hiatt	1998	15
Jeff Manto	1999	15
Andy Abad	2005	14
Russell Branyan	2004	14
Ernie Young	2005	14
5 tied at		13

### BASE HITS

<u>Player</u>	<u>Season</u>	<u>No.</u>
Jhonny Peralta	2004	87
Chris Coste	2002	86
Kevin Young	1992	85
Ben Francisco	2006	83
Mike Kinkade	2005	79
Greg Tubbs	1994	75
Rich Aude	1994	74
Jolbert Cabrera	1998	74
Matt Hague	2015	74
Jesus Montero	2016	74

### RUNS BATTED IN

<u>Player</u>	<u>Season</u>	<u>No.</u>
Alex Ramirez	1998	60
Andy Abad	2005	60
Jason Dubois	2006	55
Valentino Pascucci	2011	54
Richie Sexson	1997	52
Brian Dorsett	1992	52
Karim Garcia	2001	51
Ryan Garko	2005	45
Dave Hollins	2001	43
Ernie Young	2004	43

### DOUBLES

<u>Player</u>	<u>Season</u>	<u>No.</u>
Brian Dorsett	1992	23
Ryan Mulhern	2007	23
Mike Kinkade	2005	22
Chris Coste	2002	21
Mark Ryal	1990	21
Jhonny Peralta	2004	20
Russ Morman	1993	20
Jake Gautreau	2005	20
5 tied at		18

### RUNS SCORED

<u>Player</u>	<u>Season</u>	<u>No.</u>
Ben Francisco	2006	55
Mike Kinkade	2005	48
Ernie Young	2005	48
Jhonny Peralta	2004	47
Jolbert Cabrera	1998	47
Alex Ramirez	1998	46
Kevin Young	1992	46
David Roberts	2000	44
Franklin Gutierrez	2006	43
4 tied at		42

### TRIPLES

<u>Player</u>	<u>Season</u>	<u>No.</u>
Al Martin	1992	9
Carlos Garcia	1992	6
Cecil Espy	1991	6
Steve Carter	1990	6
Bernie Tatis	1988	6
7 tied at		5

### STOLEN BASES

<u>Player</u>	<u>Season</u>	<u>No.</u>
Tony Womack	1994	27
David Roberts	2000	22
Greg Tubbs	1991	21
Roemon Fields	2017	20
Carlos Garcia	1991	17
Ben Francisco	2006	17
David Roberts	1999	17
John Wehner	1994	17
4 tied at		15

### WALKS

<u>Player</u>	<u>Season</u>	<u>No.</u>
Valentino Pascucci	2012	47
Josh Satin	2012	46
Jeff Manto	1999	42
Dan Johnson	2014	41
Jolbert Cabrera	1998	40
Torey Lovullo	1995	40
Valentino Pascucci	2011	40
Keith Miller	1991	37
David Miller	1998	36
Keith Ginter	2007	36

### SLUGGING PERCENTAGE (125 AB MIN)

<u>Player</u>	<u>Season</u>	<u>Pct.</u>
Russell Branyan	2004	.652
Alex Ramirez	1998	.635
Richie Sexson	1997	.618
Andy Abad	2005	.597
Mike Kinkade	2005	.593
Jeff Liefer	2005	.590
Dave Hollins	2001	.586
Ben Francisco	2007	.574
Eric Crozier	2004	.570
Russ Morman	1993	.562

# SAHLEN FIELD

## SAHLEN FIELD CAREER PITCHING LEADERS

### GAMES PITCHED

Player	Seasons	No.
Fernando Cabrera	(04,05,06,12)	73
Bobby Korecky	(13,14,15,16)	68
Ryan Tepera	(14,15,16)	55
Justin Hampson	(11,12)	55
Scott Medvin	(88,89,90)	54
Blas Minor	(90,91,92,94)	54
Andrew Brown	(04,05,06)	51
Darryl Scott	(96,97)	50
Chris Nichting	(98,00)	49
Brian Shouse	(93,94)	49

### WINS

Player	Seasons	No.
Dorn Taylor	(88,89,90)	21
Tim Drew	(00,01,02)	16
Jeremy Guthrie	(03,04,05,06)	15
Rick Reed	(88,89,90,91)	15
Joe Roa	(95,96)	15
Pat Misch	(09,10,11)	12
Francisco Cruceta	(04,05)	11
Jason Stanford	(01,02,03,4,05,06,07,08)	11
9 tied at		10

### ERA (75.0 IP MIN)

Player	Seasons	ERA
Dorn Taylor	(88,89,90)	1.55
Roger Mason	(90,91)	1.59
Danny Graves	(96,97,06)	1.85
Chris Haney	(99,00)	1.99
Jason Phillips	(01,02,03)	2.20
Rick Reed	(88,89,90,91)	2.30
James Lewis	(95,96)	2.34
Randy Wolf	(15)	2.37
Blas Minor	(90,91,92,94)	2.39
Scott Medvin (88,89,90)/Scott Copeland (14,15,16)		2.40

### WINNING PERCENTAGE (10 DEC MIN)

Player	Seasons	Pct.
Jason Phillips	(01,02,03)	.909 (10-1)
Aaron Laffey	(07,08)	.900 (9-1)
Jeremy Sowers	(05,06,07,08)	.833 (10-2)
Morris Madden	(88,89)	.769 (10-3)
Bob Patterson	(88,89)	.769 (10-3)
Ryan Tepera	(14,15,16)	.769 (10-3)
5 tied at		.750

### SAVES

Player	Seasons	No.
Blas Minor	(90,91,92,94)	18
Fernando Cabrera	(04,05,06,12)	15
Chris Nichting	(98,00)	15
Tony Menendez	(93)	14
Scott Medvin	(88,89,90)	13
Jake Robbins	(04,05)	13
Chad Paronto	(02,03)	12
Darryl Scott	(96,97)	12
Ryan Tepera	(14,15,16)	12
Dale Thayer	(11)	12

### STRIKEOUTS

Player	Seasons	No.
Jason Stanford	(01,02,03,04,05,06,07,08)	149
Rick Reed	(88,89,90,91)	147
Jeremy Guthrie	(03,04,05,06)	140
Dorn Taylor	(88,89,90)	137
Fernando Cabrera	(04,05,06,12)	132
Dillon Gee	(09,10,11)	128
Pat Misch	(09,10,11)	123
Chris Schwinden	(11,12)	111
Travis Driskill	(97,98,99)	99
Randy Kramer	(88,89,90)	99

### INNINGS PITCHED

Player	Seasons	No.
Dorn Taylor	(88,89,90)	273.1
Rick Reed	(88,89,90,91)	227.0
Jeremy Guthrie	(03,04,05,06)	203.0
Joe Roa	(95,96)	183.1
Jason Stanford	(01,02,03,04,05,06,07,08)	179.2
Pat Misch	(09,10,11)	168.1
Tim Drew	(00,01,02)	167.1
Jason Rakers	(97,98,99,03)	152.2
Randy Kramer	(88,89,90)	149.2
Tim Wakefield	(91,92,94)	145.0

### GAMES STARTED

Player	Seasons	No.
Dorn Taylor	(88,89,90)	39
Jeremy Guthrie	(03,04,05,06)	36
Rick Reed	(88,89,90,91)	32
Jason Stanford	(01,02,03,04,05,06,07,08)	32
Joe Roa	(95,96)	27
Tim Drew	(00,01,02)	26
Pat Misch	(09,10,11)	26
4 tied at		23

### COMPLETE GAMES

Player	Seasons	No.
Dorn Taylor	(88,89,90)	11
Rick Reed	(88,89,90,91)	7
Joe Roa	(95,96)	5
Dave Johnson	(88)	4
Vicente Palacios	(88,90,91)	4
Bob Patterson	(88,89)	4
7 tied at		3

### SHUTOUTS

Player	Seasons	No.
Dorn Taylor	(88,89,90)	6
Tim Drew	(00,01,02)	2
James Lewis	(95,96)	2
Rick Reed	(88,89,90,91)	2
26 tied at		1

# SAHLEN FIELD

## SAHLEN FIELD SINGLE-SEASON PITCHING LEADERS

### GAMES PITCHED

<u>Player</u>	<u>Season</u>	<u>No.</u>
Tony Menendez	1993	31
Dale Thayer	2011	31
Andrew Brown	2005	30
Fernando Cabrera	2012	30
Rich Rundles	2008	30
Rich Batchelor	1998	29
Travis Willis	1994	29
5 tied at		28

### WINS

<u>Player</u>	<u>Season</u>	<u>No.</u>
Joe Roa	1995	10
Dave Johnson	1988	9
Roy Smith	1993	9
Dorn Taylor	1990	9
Morris Madden	1989	8
Bob Patterson	1989	8
Dillon Gee	2010	8
5 tied at		7

### ERA (35.0 IP MIN)

<u>Player</u>	<u>Season</u>	<u>ERA</u>
Fernando Cabrera	2005	0.51
Roger Mason	1990	0.61
Danny Graves	1996	1.19
R.A. Dickey	2010	1.29
Mark Ross	1990	1.38
Dorn Taylor	1990	1.42
Jeff Francis	2015	1.50
Jeremy Sowers	2006	1.55
Hyang-Nam Choi	2006	1.57
Dorn Taylor	1988	1.64

### WINNING PERCENTAGE (6 DEC MIN)

<u>Player</u>	<u>Season</u>	<u>Pct.</u>
Albie Lopez	1996	1.000 (7-0)
Victor Cole	1992	.875 (7-1)
Jimmy Williams	1996	.875 (7-1)
Ryan Tepera	2014	.857 (6-1)
Mike Bacsik	2001	.857 (6-1)
Francisco Cruceta	2005	.857 (6-1)
Aaron Laffey	2007	.857 (6-1)
Jim Lewis	1996	.857 (6-1)
7 tied at		.833

### SAVES

<u>Player</u>	<u>Season</u>	<u>No.</u>
Chris Nichting	2000	15
Tony Menendez	1993	14
Fernando Cabrera	2012	12
Jake Robbins	2005	12
Dale Thayer	2011	12
Rich Batchelor	1998	11
Chad Paronto	2003	11
Rich DeLucia	1999	9
Blas Minor	1992	9
Blas Minor (1994)/Ryan Tepera (2016)		9

### STRIKEOUTS

<u>Player</u>	<u>Season</u>	<u>No.</u>
Dillon Gee	2010	98
Vicente Palacios	1990	70
Chris Schwinden	2011	66
Jeremy Guthrie	2005	65
Dorn Taylor	1990	63
Hyang-Nam Choi	2006	63
Travis Driskill	1997	63
Randy Kramer	1988	62
Rob Bell	2006	61
Garrett Olson	2012	61

### INNINGS PITCHED

<u>Player</u>	<u>Season</u>	<u>No.</u>
Dorn Taylor	1990	120.2
Randy Kramer	1988	103.1
Joe Roa	1995	102.1
Roy Smith	1993	99.1
Vicente Palacios	1990	98.1
Dave Johnson	1988	95.0
Bob Patterson	1989	93.2
John Farrell	1995	92.2
Dillon Gee	2010	91.1
Rob Bell	2006	90.1

### GAMES STARTED

<u>Player</u>	<u>Season</u>	<u>No.</u>
Dorn Taylor	1990	16
Roy Smith	1993	16
Jeury's Familia	2012	15
Dillon Gee	2010	15
Jeremy Guthrie	2005	15
Randy Kramer	1988	15
Vicente Palacios	1990	15
Joe Roa	1995	15
5 tied at		14

### COMPLETE GAMES

<u>Player</u>	<u>Season</u>	<u>No.</u>
Dave Johnson	1988	4
Dorn Taylor	1990	4
Dorn Taylor	1989	4
Terry Clark	1997	3
Joe Roa	1995	3
Vicente Palacios	1990	3
Bob Patterson	1989	3
Rick Reed	1991	3
Dorn Taylor	1988	3
Tim Wakefield	1992	3

### SHUTOUTS

<u>Player</u>	<u>Season</u>	<u>No.</u>
Dorn Taylor	1988	2
Dorn Taylor	1989	2
Dorn Taylor	1990	2
Jim Lewis	1996	2
30 tied at		1



---

# 2019 MEDIA & MISC.



## TORONTO BLUE JAYS - AMERICAN LEAGUE EAST DIVISION

### PLAYER DEVELOPMENT STAFF

President/CEO:	Mark Shapiro
Executive VP/Baseball Operations/GM:	Ross Atkins
VP/Baseball Operations, Assistant GM:	Tony LaCava
VP, Baseball Operations:	Ben Cherington
Assistant General Manager:	Joe Sheehan
VP, International Scouting:	Andrew Tinnish
Director, Baseball Operations:	Mike Murov
Director, Player Development:	Gil Kim
Director, Minor League Operations:	Charlie Wilson
Minor League Field Coordinator:	Eric Wedge
Pitching Coordinator:	Jeff Ware
Senior Pitching Advisor:	Rick Langford
Rehab Pitching Coordinator:	Darold Knowles
Catching Coordinator:	Ken Huckaby
Hitting Coordinator:	Hunter Mense
Infield Coordinator:	Danny Solano
Latin America Player Advisor:	Omar Malave
Coordinator, Latin America Operations:	Blake Bentley
Coordinator, Minor League Operations:	Michael Nielson
Player Development Assistant:	Megan Evans
Asst. Director, Player Development:	Joe Sclafani
Administrative Assistant:	Kim Marsh



Major League partner of the  
**BUFFALO BIONS**  
Since 2013 (7 seasons)

### BALLPARK INFORMATION

**Rogers Centre**  
1 Blue Jays Way • Suite 3200  
Toronto, ON M5V 1J1  
(416) 341-1000  
BlueJays.com

Director, Baseball Media: Richard Griffin  
Richard.griffin@bluejays.com  
(416) 341-1691

## TORONTO BLUE JAYS' MINOR LEAGUE SYSTEM



### NEW HAMPSHIRE FISHER CATS

Double-A • Eastern League



### VANCOUVER CANADIANS

Short Season-A • Northwest League



### DUNEDIN BLUE JAYS

Advanced-A • Florida State League



### BLUEFIELD BLUE JAYS

Rookie Advanced • Appalachian League



### LANSING LUGNUTS


Single-A • Midwest League



### GULF COAST BLUE JAYS

Rookie • Gulf Coast League

## BUFFALO BISONS BROADCAST TEAM



### PAT MALACARO

#### 'THE VOICE OF THE BISONS,' MEDIA RELATIONS

Pat Malacaro begins his second season as 'The Voice of the Bisons' and his tenth year as a member of the Bisons Baseball Network. The 2019 season also marks his 16th season as a member of the Bisons' staff.

The South Buffalo native joined the Herd as a broadcaster in 2010 after spending three seasons with the Batavia Muckdogs, the short season Single-A affiliate of the St. Louis Cardinals. His three-year stint in the New York-Penn League included the team's first league championship in 45 years.

During the off-season Pat works for WGR Sports Radio 550 as part of the Sabres Radio Network. His various roles have included reporter, game host, and producer since joining the radio station in 2006. In 2009, WGR was recognized by the National Association of Broadcasters with the Marconi Award for Sports Radio Station of the year.

Malacaro began working for the Bisons as a bat boy from 1999-2002. He attended the Newhouse School at Syracuse University, where he received a Bachelor of Arts degree in Broadcast Journalism in 2005.

Pat was a radio intern for the Bisons during the 2004 and 2005 seasons, which included a Governors' Cup Championship in 2004. He was also a radio host for WERW-AM and a member of the sports talk show staff for WAER-FM during his time at Syracuse University.

He currently resides in South Buffalo.



### DUKE MCGUIRE

#### COLOR ANALYST

Buffalo Baseball Hall of Famer, Duke McGuire will once again serve as the lead color analysis for the Bisons in 2019. He has been with the Bisons in various capacities for 40 years.

McGuire first covered the Herd with International Cable in 1980 and worked alongside Pete Weber on the Cable Sports Network from 1983-84. He also covered games for WKBW-TV from 1986-87. During the 1988-90 seasons, Duke filled in for radio broadcasts on WGR55 before joining the Empire Sports Network in 1991. He served as public address announcer for the Bisons from 1981-1995. Aside from his broadcasting duties, he has been involved with the Bisons youth baseball program for nearly three decades.

In 2010, Duke McGuire was inducted into the Buffalo Baseball Hall of Fame.

After graduating from Amherst High School he was drafted three times. The New York Mets selected him in 1970 while Pittsburgh selected him in January of 1972 and finally he was selected and signed by Detroit in June 1972. McGuire played for then-manager Jim Leyland at Clinton in the Midwest League during the 1973 season. A few seasons later, McGuire was named MVP of the 1978 Niagara Falls Pirates, for whom he served as player-manager.

An attendance officer at Amherst High School, McGuire has also coached football, basketball and baseball at Amherst, Williamsville South, Canisius and the former Bishop Neumann High School.

A native of Snyder, N.Y., he lives with his wife, Mary, and their daughters, Shannon Lee and Casey Marie.



ESPN 1520 AM is the flagship station of Buffalo Bisons Baseball and features the broadcast of all 140 games with a pre-game show starting 30 minutes before every game and a post game show after. An audio stream is also available through the Buffalo Bisons channel on the TuneIn mobile app. Starting in June, select Bisons games will air on SportsNet 590 The FAN in Toronto.

## BUFFALO BISONS MEDIA RELATIONS DEPARTMENT

**Brad Bisbing**, Director, Marketing & Public Relations

(716) 846-2019, bbisbing@bisons.com

**Pat Malacaro**, 'Voice of the Bisons'/Media Relations

(716) 846-2280, pmalacaro@bisons.com

**Press Box Phone**

(716) 846-2215

**Media Relations Fax**

(716) 852-6530

**Credentials** for accredited members of the news media are available upon request and should be emailed or faxed on company letterhead to: Bisons Media Relations, One James D. Griffin Plaza, Buffalo, NY 14203, 24 hours in advance of the requested date. You may also apply for credentials at Bisons.com. Credentials can be picked up at the media entrance to Sahlen Field on the service level near the right field corner of the ballpark.

**Photographers** must work out of the stationery locations adjacent to both dugouts, directly in front of the Press Box on the Club level, in the bay located in the Press Box or between the suites on the Club level. If necessary, photographers who have to leave to meet deadlines before the game ends should leave between innings only and exit through the tunnel located directly behind home plate.

**Press Box** is located on the Club level directly behind home plate. Each work space is equipped with an electrical outlet. The Press Box can be accessed via the elevators located on the first base side. The Press Box has complimentary WiFi access. Complimentary meal service will begin one hour before game time to accredited working members of the media.

**Bisons Clubhouse** is located on the Service level directly behind the first base dugout (visitor located directly behind third base dugout). The Bisons clubhouse is open prior to batting practice (9 a.m. for afternoon games at 1:05 p.m., 5 hours prior to first pitch all other games) until 65 minutes prior to game time (All interviews must be concluded by 65 minutes prior to game time). The clubhouse is open following the game at the manager's approval (usually immediately). The Bisons' clubhouse is closed during rain delays and between games of a doubleheader. The visiting team clubhouse is governed by the visiting team.

**Training Rooms and Player's Lounge** are strictly off limits to everyone except Bisons' players and staff. If there is a problem reaching someone in these areas, please see Pat Malacaro or a member of the Bisons media relations staff.

**Dugouts** must be clear of all media representatives 65 minutes prior to game time. Photographers must take their assigned positions at that time. All media members entering the playing field must do so from the tunnel located directly behind home plate on the Service level.

**Interview** periods are arranged prior to and following Bisons games. The coaching staff and players can be made available on the field or in the clubhouse during batting practice by special request only. The interview must not interrupt the coaches or players pre-game routine (stretching, running, hitting, etc.). All interviews should be completed 65 minutes prior to game time.

### PRE-GAME SCHEDULE AT SAHLEN FIELD

<b>Game Time</b>	<b>1:05 p.m.</b>	<b>2:05 p.m.</b>	<b>6:05 p.m.</b>	<b>7:05 p.m.</b>
<b>Bisons Infield</b>	10:00 a.m.	11:00 a.m.	3:00 p.m.	4:00 p.m.
<b>Bisons Hitting</b>	10:15 a.m.	11:15 a.m.	3:15 p.m.	4:15 p.m.
<b>Visitors Hitting</b>	11:15 a.m.	12:15 p.m.	4:15 p.m.	5:15 p.m.
<b>Visitors Infield</b>	12:00 p.m.	1:00 p.m.	5:00 p.m.	6:00 p.m.
<b>Grounds Crew</b>	12:15 p.m.	1:15 p.m.	5:15 p.m.	6:15 p.m.

**Note:** Pre-game workouts for all games will begin 3 hours prior to game time.

### GROUND RULES AT SAHLEN FIELD

\*For the purposes of ground rules, photographers' dugouts, which abut out at the ends of home and visiting clubs' benches, are considered to be part of the players' dugouts.

\*Balls hitting facing of dugouts or protective railings and remain on playing field are **IN PLAY**.

\*Balls hitting any equipment on dugout steps are considered **OUT OF PLAY**.

\*Balls hitting the backstop screen behind home plate on a passed ball, wild pitch or thrown are **IN PLAY**.

\*Balls hitting the protective netting above either the home or visiting dugouts are **OUT OF PLAY**.

\*Balls hitting outfield light poles are **HOME RUNS**.

## 2019 INTERNATIONAL LEAGUE MEDIA RELATIONS CONTACTS

<b>Club</b>	<b>Contact</b>	<b>Phone</b>	<b>E-mail</b>
IL	Chris Sprague	614-791-9300	chris@ilbaseball.com
Buffalo	Pat Malacaro	716-846-2280	pmalacaro@bisons.com
Charlotte	Tommy Viola	704-274-8203	tommyv@charlotteknights.com
Columbus	Joe Santry	614-722-1133	jsantry@clippersbaseball.com
Durham	Matt Sutor	919-687-6574	msutor@durhambulls.com
Gwinnett	Dave Lezotte	678-277-0320	dave.lezotte@braves.com
Indianapolis	Charlie Henry	317-532-6778	chenry@indyindians.com
Lehigh Valley	Mike Ventola	610-841-1217	mventola@ironpigsbaseball.com
Louisville	Alex Mayer	502-614-4544	amayer@batsbaseball.com
Norfolk	Ian Locke	757-622-2222 x125	ilocke@nofolktides.com
Pawtucket	Bill Wanless	401-724-7305	pr@pawsox.com
Rochester	Nate Rowan	585-454-1001 x3006	nater@redwingsbaseball.com
Scranton/WB	Adam Marco	570-558-4637	Amarco@swbrailriders.com
Syracuse	Eric Gallanty	315-474-7833	egallanty@syracusechiefs.com
Toledo	Andi Roman	419-725-9252	aroman@mudhens.com

## 2019 BUFFALO BISON'S HOTELS ON THE ROAD

### **IL NORTH DIVISION**

#### **Lehigh Valley, Pennsylvania**

Staybridge Suites Allentown  
1787 Airport Rd.  
Allentown, PA 18109  
(610) 443-5000

#### **Pawtucket, Rhode Island**

Hampton Inn  
2 George Street  
Pawtucket, RI 02860  
(401) 723-6700

#### **Rochester, New York**

Holiday Inn Rochester Downtown  
70 State St.  
Rochester, NY 14614  
(585) 546-3450

#### **Scranton, Pennsylvania**

Hilton Scranton & Conference Center  
100 Adams Avenue  
Scranton, PA 18503  
(570) 343-3000

#### **Syracuse, New York**

Embassy Suites-Destiny USA  
311 Hiawatha blvd  
Syracuse, NY 13203  
(315) 303-1650

### **IL SOUTH DIVISION**

#### **Charlotte, North Carolina**

Doubletree by Hilton Charlotte  
895 West Trade St.  
Charlotte, NC 28202  
(704) 347-0070

#### **Durham, North Carolina**

Millenium Hotel Durham  
2800 Campus Walk Ave  
Durham, NC 27705  
(919) 382-5054

#### **Gwinnett, Georgia**

Fairfield Inn & Suites by Marriott  
1355 Mall of Georgia Blvd  
Buford, Georgia 30519  
(678)714-0248

#### **Norfolk, Virginia**

Sheraton Norfolk Waterside  
777 Waterside Dr.  
Norfolk, VA 23510  
(757) 622-6664

### **IL WEST DIVISION**

#### **Columbus, Ohio**

Crowne Plaza Holiday Inn  
33 E. Nationwide Blvd. 1  
Columbus, OH 43215  
(614) 461-4100

#### **Indianapolis, Indiana**

Comfort Suites Downtown  
515 South West St.  
Indianapolis, IN 46225  
Ph: (317) 631-9000

#### **Louisville, Kentucky**

Omni Louisville Hotel  
400 S. 2nd Street  
Louisville, KY 40202  
(502) 625-1515

#### **Toledo, Ohio**

Park Inn by Radisson  
101 North Summit St.  
Toledo, OH 43604  
(419) 241-3000



## 2019 BUFFALO BISON TICKET PRICES

<u>Single-Game</u>	<u>Sat.-Thur.</u>	<u>fridaynightbash!®</u>	<u>Ticket Packages</u>	<u>Price</u>
Green Seat	\$16.50	\$16.50	Season Tickets	\$565/\$525
Red Seat	\$15.50	\$16.50	12-Ticket Flex Pack	\$135
General Admission	\$13.50	\$14.50	12-Ticket Pick-A-Pack	\$135
GA Youth & Senior	\$10.50	\$11.50	Family 4-Pack	\$79

\*All tickets are \$2.50 OFF if purchased in advance of game day.

Bisons tickets are available for purchase at the Sahlen Field Box Office, by calling THE-HERD (716) 843-4373 or by going online at Bisons.com.

