RESTRICTED

P.G. SERIAL Nº CV5 - 0 -

PLATE Nº 1.

THE DATE OF THIS ISSUE IS

YORKTOWN

AIRCRAFT CARRIER - CV Nº 5

- CORRECTED TO SUIT SHIP -		
PLACE	DATE	FOR MANAGER
NAVY YARD, NORFOLK VA.	JAN. 30, 1939	Robert E. Taylor
NAVY YARD, NORFOLK - REVISED PER MARKS UP BRUSH, PUGET SOUND NAVY YARD, BREMERTON, WASH.	FEB. 1940	Robert E. Taylor

- ORDER OF PLANS -

TITLE	PLATE Nº
COVER SHEET	1
GENERAL INFORMATION DATA SHEET	2
OUTBOARD PROFILE - STBD. SIDE ONLY	3
INBOARD PROFILE	4
ISLAND PLATFORMS AND BRIDGES	5
FLIGHT DECK	6
GALLERY DECK	7
FORECASTLE DECK	8
MAIN DECK	9
SECOND DECK	10
THIRD DECK	11
FOURTH DECK	12
FIRST PLATFORM	13
SECOND PLATFORM	14
HOLD	15
INNER BOTTOM	16
OUTBOARD PROFILE - PORT SIDE ONLY	17

- BOOKLET OF -

GENERAL PLANS

- PREPARED BY THE -

NEWPORT NEWS SHIPBUILDING & DRY DOCK COMPANY

NEWPORT NEWS VIRGINIA

RESTRICTED
PLATE Nº 2

GENERAL DIMENSIONS

HULL

LENGTH BETWEEN PERPENDICULARS	770'-0"
PROJECTION FORD OF FORD PERPENDICULAR	16'-9"
PROJECTION AFT OF AFT PERPENDICULAR	36'-0"
LENGTH OVER ALL	824'-9"
BEAM	94'-0"
LENGTH OF DESIGNERS WATERLINE 24'-8½"	770'-0"
LENGTH OF STRAIGHT KEEL	660'-0"
BREADTH MOLDED, EXTREME AT MAIN DECK FR. 95	93'-0"
BREADTH MOLDED AT 24'-8½" WATERLINE	80'-3½"
BREADTH OVER PLATING AT 24'-8½" WATERLINE	83'-0½"
DEPTH MOLDED MAIN DECK AT M. P.	52'-0"
DEPTH MOLDED BOTTOM OF KEEL (DESIGNERS)	90'-0"
DRAFT AT DESIGNERS WATERLINE	24'-8½"
BOTTOM OF KEEL TO MOLDED BASE LINE	2'-6"
OVERHANG FROM KEEL KNUCKLE TO STERN	125'-0"
FO'C'LE DECK AT STEM (MOLDED DEPTH ABOVE BOTTOM OF KEEL)	64'-3½"
MAIN DECK AT STERN (MOLDED DEPTH ABOVE BOTTOM OF KEEL)	53'-0½"

MASTS & LIGHTS

HEIGHT OF FOREMAST	15'-1½" ABV. W.L. 175'-7" ABV. ⊕
HEIGHT OF TRIPOD MAST	12'-3½" ABV. W.L. 145'-9" ABV. ⊕
HEIGHT OF TOPMAST (IN USE)	21'-1½" ABV. W.L. 176'-7" ABV. ⊕
HEIGHT OF MAINMAST (LOWERED) TOP OF LIGHT	18'-1½" ABV. W.L. 152'-5½" ABV. ⊕
HEIGHT OF MAINMAST (STEPSPIRE)	18'-1½" ABV. W.L. 152'-5½" ABV. ⊕
HEIGHT OF MAINMAST	14'-9½" ABV. W.L. 164'-3½" ABV. ⊕
HEIGHT OF AFT HOUSING MAST (TOP OF LIGHT)	11'-11½" ABV. W.L. 134'-5½" ABV. ⊕
HEIGHT OF FORD HOUSING MAST (TOP OF LIGHT)	9'-6½" ABV. W.L. 127'-3½" ABV. ⊕
HEIGHT OF MASTHEAD LIGHT ON FOREMAST	15'-0½" ABV. W.L. 168'-9" ABV. ⊕
HEIGHT OF RADIO LIGHT ON MAINMAST	14'-0½" ABV. W.L. 160'-9" ABV. ⊕
HEIGHT OF TRUCK LIGHT ON TOPMAST (TOP)	19'-0½" ABV. W.L. 174'-7" ABV. ⊕
HEIGHT OF UPPER TOWING LIGHT ON FORD HOUSING MAST	8'-9½" ABV. W.L. 124'-3½" ABV. ⊕
HEIGHT OF LOWER TOWING LIGHT ON FORD HOUSING MAST	8'-9½" ABV. W.L. 108'-3½" ABV. ⊕
HEIGHT OF RANGE LIGHT ON AFT HOUSING MAST	10'-9½" ABV. W.L. 99'-3½" ABV. ⊕
HEIGHT OF ANCHOR LIGHT (WISION) AFT HOUSING MAST	7'-9½" ABV. W.L. 100'-3½" ABV. ⊕
HEIGHT OF ANCHOR LIGHT ON FORD HOUSING MAST	8'-9½" ABV. W.L. 118'-3½" ABV. ⊕
HEIGHT OF MASTHEAD LIGHT ON FORD HOUSING MAST	8'-9½" ABV. W.L. 120'-3½" ABV. ⊕

RUDDER

RUDDER AXIS FORD OF AFT PERPENDICULAR	46'-0"
BOTTOM OF RUDDER ABOVE BASE LINE	4'
UPPER LEADING EDGE FORD OF RUDDER AXIS	12'-7½"
LOWER LEADING EDGE FORD OF RUDDER AXIS	17'-8½"
TRAILING EDGE AFT OF RUDDER AXIS	6'-10½"
AREA	397 SQ. FT.

GENERAL DATA

COMPLEMENT

SHIP	AVIATION	PLANE
114 OFFICERS	14 OFFICERS	14 OFFICERS
94 C.P. OFFICERS	28 C.P. OFFICERS	4 C.P. OFFICERS
1946 MEN	555 MEN	33 MEN
1919 TOTAL	511 TOTAL	33 TOTAL

COMPLEMENT 2178
EXTRA COMPLEMENT WHEN EMBARKING ARMY ABOARD

BOATS

TYPE	NO.		NO.	
50' MOTOR LAUNCH	2	100 MEN EACH		380
40' MOTOR LAUNCH	2	50 MEN EACH		180
50' OFFICERS' BOAT	1	50 MEN		50
40' MOTOR BOAT	3	37 MEN EACH		111
36' MOTOR LAUNCH	1	70 MEN		70
36' MOTOR BOAT	1	70 MEN		70
30' WHALE BOAT	1	40 MEN EACH		84
26' MOTOR WHALE BOAT	2	23 MEN EACH		46
20' DINGHIES	2	14 MEN EACH		28
16' PUNT	2			
BOATS	17	TOTAL MEN		970

FIRE APPARATUS

FIRE PLUGS

FIRST PLATFORM
BETWEEN FRS. 39 - 40 P.
56 - 57 S.
73 - 74 P.
183 - 184 S.

FOURTH DECK
BETWEEN FRS. 72 - 73 S.
89 - 88 S.
12 - 113 P.&S.
142 - 143 S.
143 - 144 P.
189 - 191 S.

THIRD DECK
BETWEEN FRS. 29 - 30 S.
43 - 44 P.&S.
73 - 73 S.
74 - 73 P.
74 - 75 P.
112 - 111 S.
113 - 113 P.
141 - 142 P.&S.
197 - 198 P.
175 - 176 S.

SECOND DECK
BETWEEN FRS. 54 - 55 S.
46 - 41 S.
71 - 72 P.
111 - 112 P.&S.
141 - 142 S.
142 - 143 P.
172 - 173 P.&S.
184 - 187 P.

MAIN DECK
BETWEEN FRS. 16 - 17 P.
49 - 50 S.
73 - 74 S.
97 - 98 P.
112 - 113 S.
127 - 128 P.
138 - 139 S.
144 - 145 S.
157 - 158 P.
173 - 174 P.
186 - 187 P.

FO'C'LE DECK
BETWEEN FRS. 13 - 14 P.&S.
35 - 36 P.
37 - 38 S.

GALLERY DECK
BETWEEN FRS. 37 - 38 P.&S.
81 - 82 S.

FLIGHT DECK
BETWEEN FRS. 13 - 14 P.&S.
66 - 67 S.
71 - 72 P.

56 - 57 P.
110 - 111 S.
127 - 128 P.
143 - 144 S.
157 - 158 S.
174 - 175 S.
184 - 185 P.

NAVIGATING BRIDGE
BETWEEN FRS. 64 - 65 S.

THE DATE OF THIS ISSUE IS SEE COVER SHEET

BU. C. & R. Nº 216500
U.S.S. YORKTOWN CV Nº 5
GENERAL INFORMATION DATA

RESTRICTED

PLATE No 3.

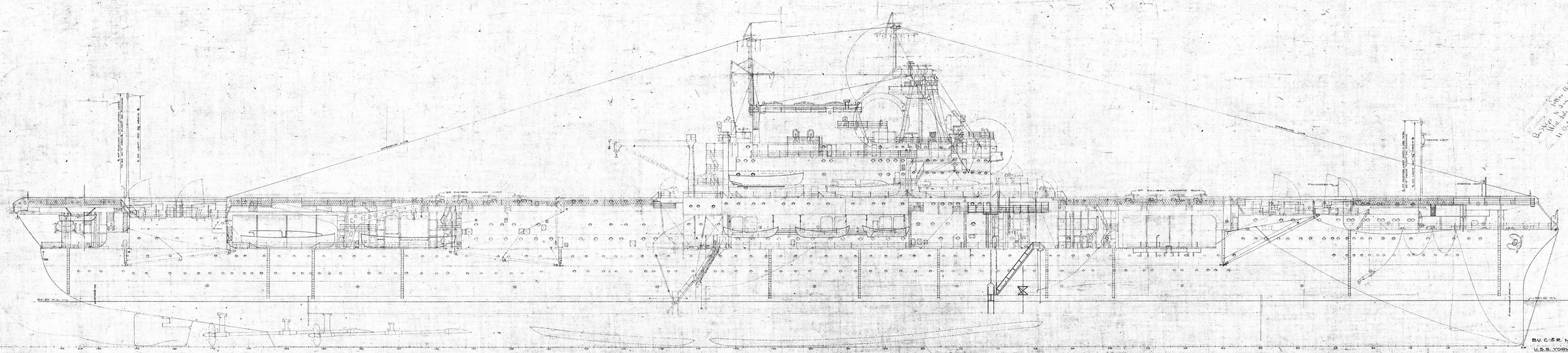
.50 CALIBER MACHINE GUNS
.50 CALIBER MACHINE GUNS
PALISADES
STEERING GEAR
DAVITS
DAVITS
BASELINE
BASELINE
DAVITS
DAVITS
DAVITS

RESTRICTED

PLATE NO. 4

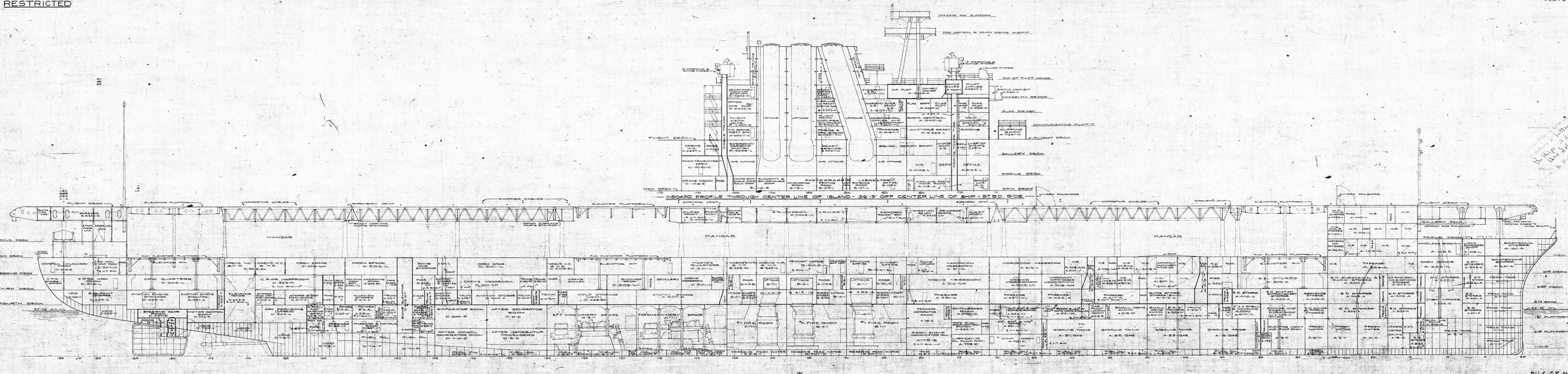

RESTRICTED

PLATE No. 5

MACHINE GUN PLATFORM
125'-5" ABOVE BASE LINE

PLATFORMS FOR ANWYN PASSING
125'-5" ABOVE BASE LINE

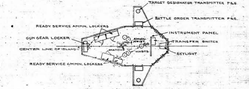

FIRE CONTROL AND READY SERVICE PLATFORM
139'-6" ABOVE BASE LINE



TOP OF UPTAKE ENCLOSURE
189'-1½" ABOVE BASE LINE

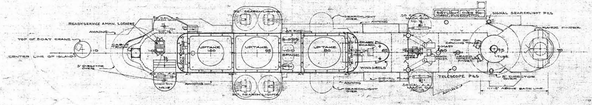

TOP OF PILOT HOUSE AND AIR PILOT
153'-1½" ABOVE BASE LINE

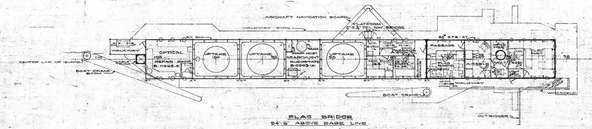

FLAG BRIDGE
94'-6" ABOVE BASE LINE

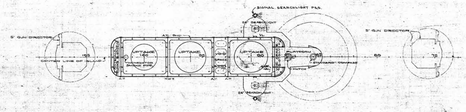

PLAN SECTION THRU UPTAKE ENCLOSURE
115'-5" ABOVE BASE LINE

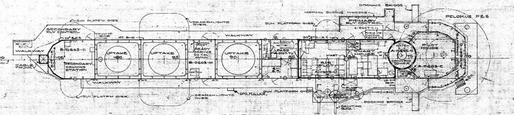

NAVIGATING BRIDGE
122'-0" ABOVE BASE LINE

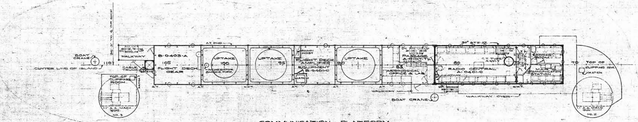

COMMUNICATION PLATFORM
87'-1½" ABOVE BASE LINE

THE DATE OF THIS ISSUE IS SEE COVER SHEET

BU C&R. No 216500

U.S.S. YORKTOWN CV No 5.

BRIDGE PLATFORMS & BRIDGES

SCALE ½" = 1'-0" FOOT

RESTRICTED

PLATE No 3.

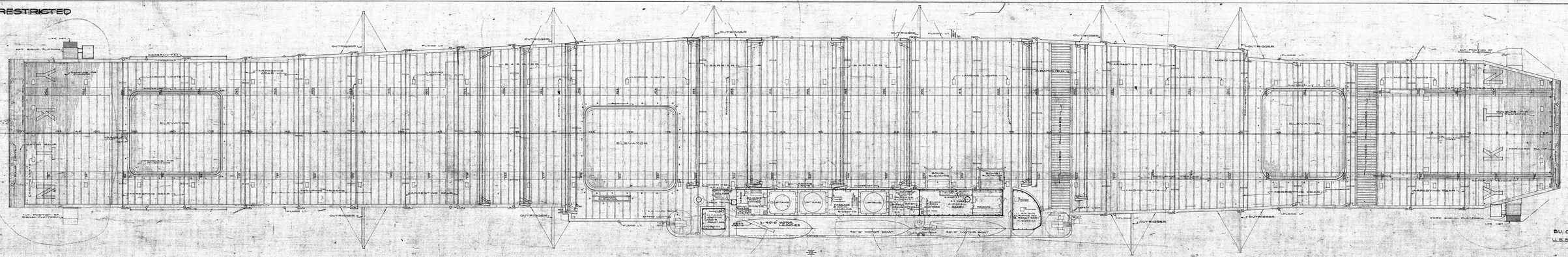
ELEVATOR
ELEVATOR
ELEVATOR
ELEVATOR
OUTRIGGER
FLUSH LT
LANDING LIGHTS
LANDING GEAR
BARRIER
ASBESTOS GEAR
SAFETY LIGHTS
SAFETY NETS
SECURING RANGE
CONCRETE DECK
FORWARD RAMP
AFT RAMP
AFT SIGNAL PLATFORM
FWD SIGNAL PLATFORM
LIFE NETS
LIFE RAFTS
LIFE BELTS
LIFE BOATS
LIFE RINGS
LIFE JACKETS
LIFE BUOYS
LIFE SAILS
LIFE SEATS
LIFE SAILS
LIFE SEATS
LIFE SAILS
LIFE SEAT

RESTRICTED

PLATE - No. 7

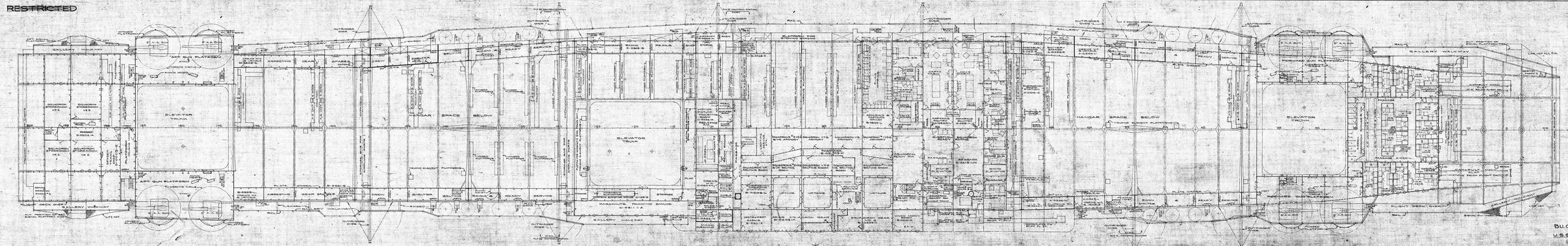

THE DATE OF THIS ISSUE IS SEE COVER SHEET

BU. C&R. No. 216498

U.S.S. YORKTOWN CV-5

GALLERY DECK

SCALE 1/8 = 1'-0" FOOT

RESTRICTED

PLATE No. 2

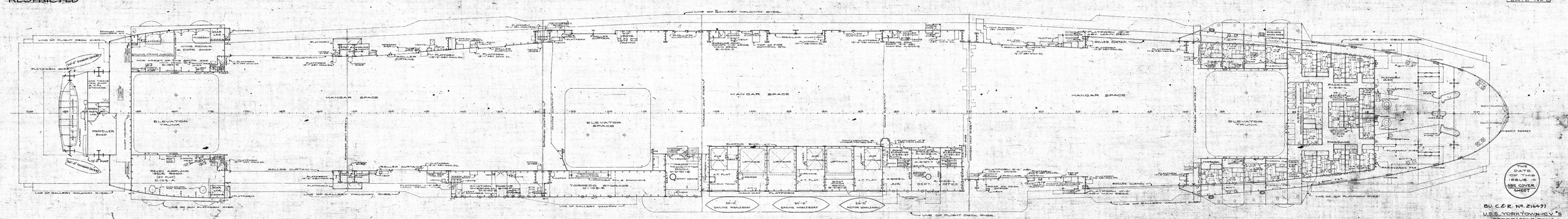

BU. C.&R. No. 2164-97

U.S.S. YORKTOWN-CV 5

FORECASTLE DECK

SCALE 1/8" = 1'-0" FOOT

RESTRICTED

PLATE No 3

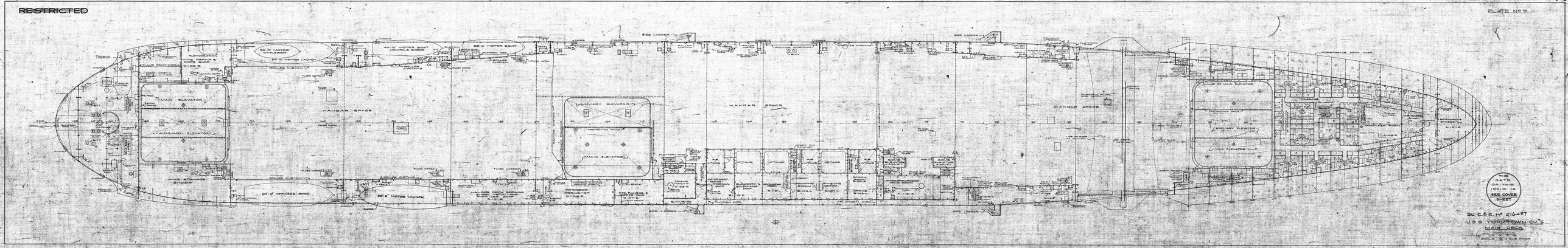
50'-0" MOTOR WHALEBOAT
50'-0" MOTOR LAUNCH
40'-0" MOTOR BOAT
SPARE BOOM
36'-0" MOTOR BOAT
SIDE LADDER
PLATFORM
MAIN ELEVATOR
AUXILIARY ELEVATOR
HANGAR SPACE
PROTECTIVE RAILS
FUSE WATER
FUSE WATER CURTAIN
WATER CURTAIN
VOICE TUBE
WHIP ATTACHED BITTER
50'-0" OFFICERS BOAT
20'-0" MOTOR LAUNCH
HANGAR DECK BERTHING SUPERIOR SHIP
FORWARD VOICE TUBE STATION
AIR FLASKS & STATION
CRAIG TO HANGAR DECK
STATE OFFICE
STATE OFFICE
STATE OFFICE

RESTRICTED

PLATE No 10

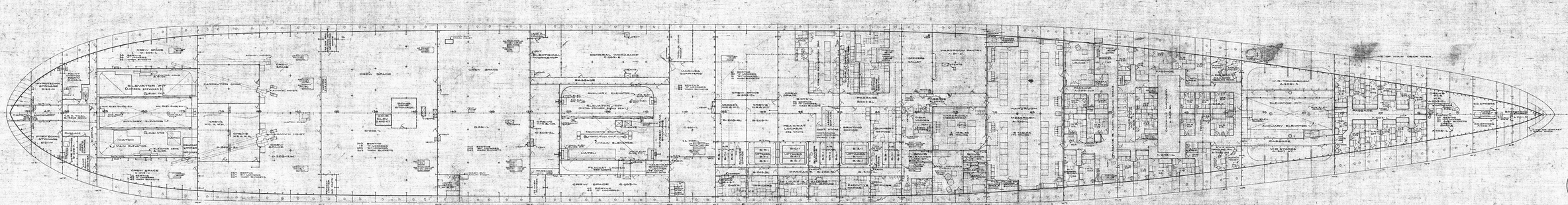
ELEVATOR PIT (UPPER STORAGE)
ELEVATOR PIT
AUXILIARY ELEVATOR
HATCH
CREW SPACE
CARPENTER SHOP
CREW SPACE
GENERAL WORKSHOP
MAIN ELEVATOR
PLANING MILL
CREW SPACE
PASSAGE
WARDROOM
WARDROOM PANTRY
WARDROOM ANTE ROOM
SHIPS STORE
SHIPS SALES
ELEVATOR PIT
AUXILIARY ELEVATOR
PASSAGE
SHIPS STORES
CREW SPACE
CREW SPACE
CREW SPACE

RESTRICTED

PLATE No 11

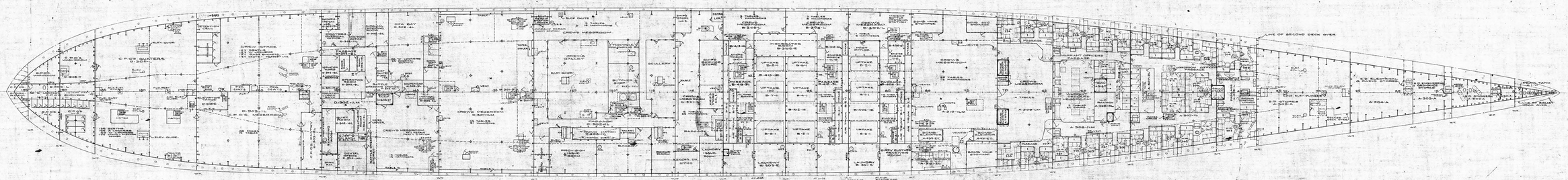

BU. C.&R. No 216496

U.S.S. YORKTOWN CV 5

THIRD DECK

SCALE 1/4" = 1'-0" FEET

RESTRICTED

PLATE No 12

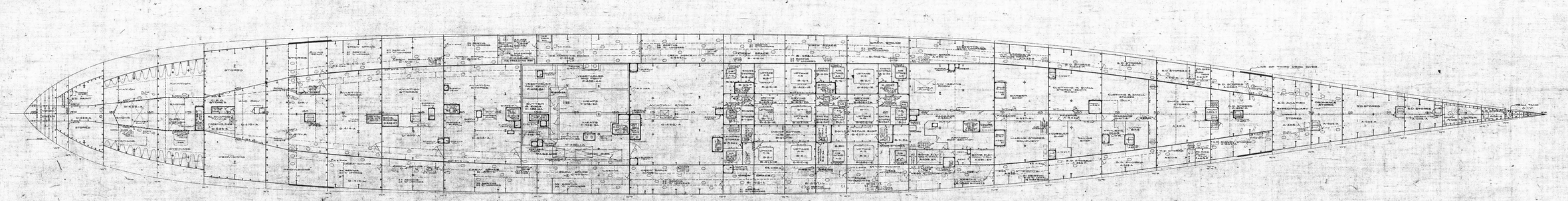
AVIATION STORES
AVIATION STORES
AVIATION STORES

RESTRICTED

PLATE No 13.

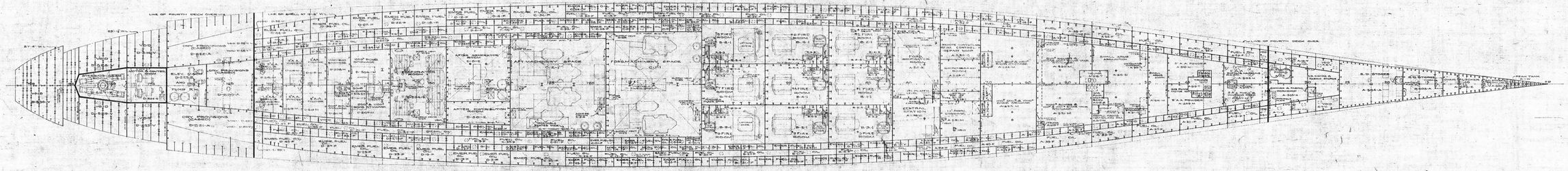

THE DATE OF THIS ISSUE IS SEE COVER SHEET

BU. C. & R. No 216496

U.S.S. YORKTOWN CV. 5

MIDSHIP PLATFORM

GENERAL ARRANGEMENT

SCALE ½ = ONE FOOT

RESTRICTED

PLATE No. 14.

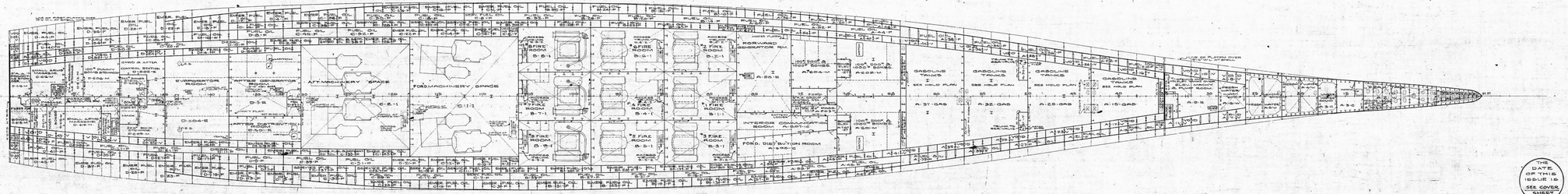
AFT. MACHINERY SPACE
FORD MACHINERY SPACE
FORWARD GENERATOR RM.
INTERIOR COMMUNICATION ROOM
FORD. DISTRIBUTION ROOM
GASOLINE TANKS
SEE HOLD PLAN
A-37-GAS
A-32-GAS
A-28-GAS
A-15-GAS
FUEL OIL
SUPER FUEL OIL
WATER BALLAST
FRESH WATER
LUBE OIL
LOCK SCOOP & LOCK BOWL
FIRE ROOM
FIRE ROOM
FIRE ROOM

RESTRICTED

PLATE No. 15.

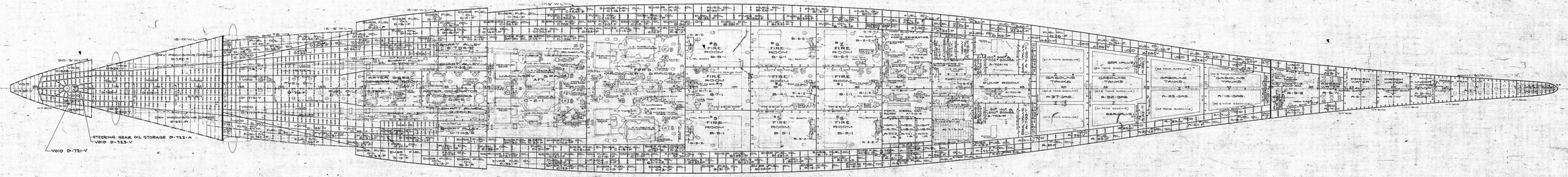
STEERING GEAR OIL STORAGE D-722-A
VOID D-723-V
VOID D-721-V
PAYER DECK
MACHINE SHOP
FIRE ROOM
GASOLINE TANKS
AIR VALVE ROOM
FLAT ROOM
SEA VALVE ROOM
FIRE ROOM
FIRE ROOM
FIR

RESTRICTED

PLATE No 16.

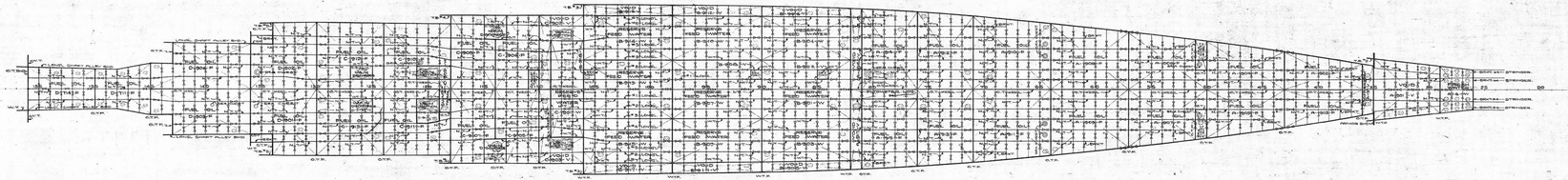

ABBREVIATIONS

A.A.	DENOTES	ANTI-AIRCRAFT
AMM'N	"	AMMUNITION
A.T.	"	AIR-TIGHT
AUX.	"	AUXILIARY
BHD.	"	BULKHEAD
BRKT.	"	BRACKET
C.T.	"	CONNING TOWER
D.C.	"	DECK COVERING
DK.	"	DECK
DN.	"	DOWN
ELEV.	"	ELEVATOR
E.M.	"	EXPANDED METAL
E.S.	"	ESCAPE SCUTTLE
LKR.	"	LOCKER
LONG'L.	"	LONGITUDINAL
LT.	"	LIGHT
N.T.	"	NON-WATER TIGHT
O.T.	"	OIL-TIGHT
RM.	"	ROOM
S.D.	"	SUPPLY DEPARTMENT
S.R.	"	STATEROOM
STAN.	"	STANCHION
S.T.S.	"	SPECIAL TREATED STEEL
W.C.	"	WATER CLOSET
W.L.	"	WATER LINE
W.R.	"	WARDROOM
W.T.	"	WATER-TIGHT

THE DATE OF THIS ISSUE IS SEE COVER SHEET

BU. C&R. No Z16495

U.S.S. YORKTOWN C.V. 5

INNER BOTTOM

SCALE ½ = ONE FOOT.

PLATE No. 17.

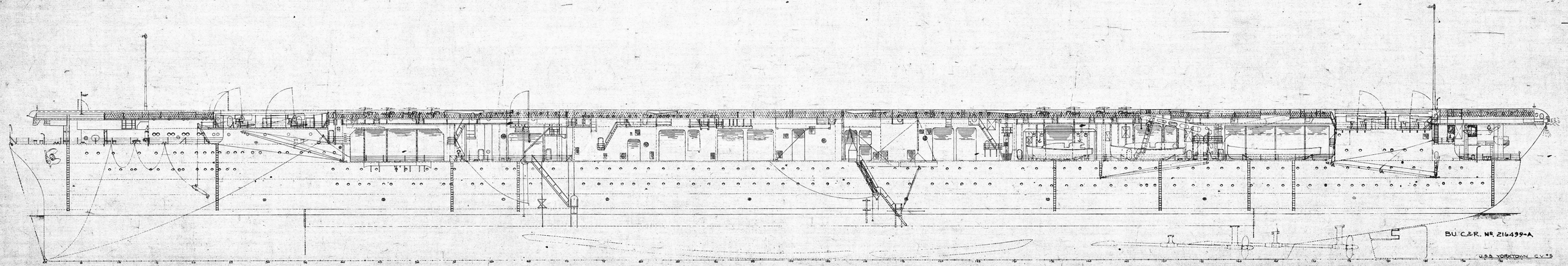

BU. C&R. No. 216499-A

U.S.S. YORKTOWN CV-5

OUTBOARD PROFILE - PORT SIDE.

SCALE - 1/8 - ONE FOOT