

# AS ONE

**AS ONE**

**AUSTRALIA AND NEW ZEALAND**

**BIDDING TO HOST THE FIFA WOMEN'S WORLD CUP 2023™**



**BIDDING NATIONS**  
AUSTRALIA & NEW ZEALAND













<b>Contents</b>	
Introduction	06
<hr/>	
<b>PART A: Event Vision and Key Metrics</b>	<b>09</b>
<b>01</b> Hosting vision and strategy	11
<b>02</b> Women's football: development and legacy	15
<b>03</b> Communication and event promotion	21
<b>04</b> General information: host countries and host cities	25
<b>05</b> Event timing	43
<hr/>	
<b>PART B: Event Infrastructure</b>	<b>47</b>
<b>06</b> Stadiums	49
<b>07</b> Team and referee facilities	79
<b>08</b> IBC site	111
<b>09</b> Competition-related event sites	115
<hr/>	
<b>PART C: Event Services</b>	<b>119</b>
<b>10</b> Accommodation	121
<b>11</b> Transport	137
<b>12</b> Safety and security	153
<b>13</b> Health, medical and doping control	157
<b>14</b> Information technology and telecommunications	161
<hr/>	
<b>PART D: Commercial</b>	<b>165</b>
<b>15</b> Revenues and contributions	167
<b>16</b> Organising costs	173
<hr/>	
<b>PART E: Human Rights and Sustainability</b>	<b>179</b>
<b>17</b> Human rights and sustainability	181



## **BIDDING NATIONS** AUSTRALIA & NEW ZEALAND

Tena Koe Dear Mr President

Football Federation Australia (FFA) and New Zealand Football (NZF) are delighted to bid, As One, for the privilege of hosting the FIFA Women's World Cup 2023™.

Like you, we are the proud parents of daughters, and we understand the power of football to drive gender equality and create opportunities for women and girls to achieve their goals.

We are two nations from two confederations, united in our desire to deliver the greatest ever FIFA Women's World Cup™. The impact of our partnership will be profound.

As host countries, we will inspire more women and girls across Australia, New Zealand and the entire Asia-Pacific region to play football and instil a lifelong love of the beautiful game.

We will also secure an unprecedented level of financial investment in FIFA's showpiece event that will sustain commercial growth in the women's game in the years that follow.

For us, women's football is much more than a game, it is a game-changer for women in our countries, where we celebrate our proud history of advancing women's leadership, promoting women's sport and striving to make gender equality a reality.

The legacies for the Asia-Pacific region, and for FIFA, will be immediate and enduring.

We are two richly diverse countries, representing over 200 nationalities, who will make every team feel at home. All aspects of the tournament delivery will be technically excellent, characterised by the effortless yet exceptional style for which we are renowned.

And at the heart of the FIFA Women's World Cup™ in Australia and New Zealand will be the world's greatest footballers, performing at their best on centre stage.

Mr President, you have taken women's football to new heights through the expansion of the tournament. We would be deeply honoured, as your partner and as FIFA's first co-confederation bidders, to deliver a ground-breaking FIFA Women's World Cup™.

With warm regards,

Ngā mihi nui,



**Chris Nikou**  
*President*  
Football Federation Australia



**Johanna Wood**  
*President*  
New Zealand Football



# AsOne

## Opportunity

We are leaders in women's football. A FIFA Women's World Cup™ in Australia and New Zealand provides the opportunity to meet FIFA's objectives of growing participation and developing a strong commercial platform for the women's game.

## Together

Australia and New Zealand are united in our support for the FIFA Women's World Cup™. Government, business, the football family, media, players, all Australians, all New Zealanders. We are As One. We are together in this quest.

## Future

We will leverage the FIFA Women's World Cup™ to build the future direction for the game in Australia and New Zealand. We will achieve gender equality, making football the sport of choice for women and girls, both on and off the field.







# A

## EVENT VISION AND KEY METRICS

### SECTIONS

---

Hosting vision and strategy	01
Women's football: development and legacy	02
Communication and event promotion	03
General information: host countries and host cities	04
Event timing	05







# 01

## HOSTING VISION AND STRATEGY

## 1.1 Hosting vision and strategy

*FIFA has taken women's football to a new level. Together, Australia and New Zealand will further accelerate that momentum.*

The current growth trajectory of women's football worldwide is extraordinary, underlined by the spectacular success of the FIFA Women's World Cup France 2019™.

This growth is set to continue, with FIFA setting out in the landmark inaugural *Women's Football Strategy* its exciting plans for further and sustainable growth.

We acknowledge, celebrate and will support FIFA's vision for women's football.

This will be a tournament of firsts that will provide another exciting boost for women's football. The first FIFA Women's World Cup™ to be staged in the southern hemisphere and the first to be hosted jointly by two nations from two confederations.

But it is not the first time that our two countries have joined together to present a world class sporting event. We are committed to being an innovative, experienced, trusted partner, confident of delivering on FIFA's goals, as well as our own, to amplify the game and champion social change.

We recognise this responsibility and the trust that FIFA will place in the FIFA Women's World Cup 2023™ (2023 FWWC) host to ensure the opportunities for exponential growth of women's football are maximised.

### So who are we?

We are two countries with a combined population of more than 29 million people of richly diverse backgrounds, more than 200 nationalities, united by our multiculturalism and our passion for sport. A passion that will translate directly to full stadiums of enthusiastic fans supporting every participating team as a "home team".

We are the bridge between two confederations: Asia and Oceania. We bring the opportunity to drive the development of women's football across two distinct regions united by their love of the game.

We are nations who are champions of gender equality and the empowerment of women with exemplary records of commitment to the structural foundations that will ensure equality can be achieved.

**Our vision builds upon FIFA's strategy for women's football:**

*As the trusted partner of FIFA, together we will deliver the greatest FIFA Women's World Cup™ as a platform to grow football in the Asia-Pacific region, unlock new commercial returns and drive profound social impacts for women and girls.*

## For football

**We will inspire more women and girls across Australia, New Zealand and the entire Asia-Pacific region to play football.**

We embrace FIFA's vision to have 60 million women and girls playing football by 2026 and we will work with FIFA to contribute to this goal by:

- Delivering programs that will target female participation
- Reaching Australia's goal of a 50/50 split in registered players by 2027
- Continuing to drive 7% year on year growth in New Zealand
- Partnering with FIFA, AFC, OFC and government to deliver participation programs across the Asia-Pacific region
- Implementing enhanced marketing initiatives that increase value and visibility.

## For women and girls

**We will champion and deliver a profound and lasting social impact for women and girls in the Asia-Pacific region through football.**

We will change the face of society through football by:

- Positioning Australia and New Zealand as global hubs for advancing women's sport
- Leading system-wide regional women's leadership, professional development and social participation programs
- Building on the structural foundations already in place in our countries to drive gender equality, diversity and inclusion
- Leveraging our strong government-to-government relationships and existing partnerships in the Asia-Pacific region to achieve social impacts through football.

## For FIFA

**We will unlock the commercial value of the FIFA Women's World Cup™.**

We will deliver an unprecedented level of investment in FIFA's showpiece event that will stimulate sustained commercial growth in the women's game through:

- Significant investment by the governments of Australia and New Zealand
- Corporate sector investment in media rights and sponsorship from two developed sports economies
- Opening doors to new investment opportunities for FIFA across the Asia-Pacific region
- Scheduling kick off times to maximise broadcast exposure and continued investment from other regions
- Record attendances of 1.5 million people.

## For players and fans

**The greatest FIFA Women's World Cup™ with a uniquely welcoming and entertaining presentation.**

At the centre of 2023 FWWC will be the world's greatest footballers, performing at their best in a world class environment and enjoying 'home team' support across the tournament.

- A tournament staged in 13 stadiums in 12 host cities
- A commitment to equitable team travel
- World class infrastructure and seamless delivery in partnership with FIFA.

Every aspect of the tournament delivery will be technically excellent, characterised by our effortless yet exceptional style.





KAPPA



FINOLAY



FINANCING



SINAI





# 02

## WOMEN'S FOOTBALL: DEVELOPMENT AND LEGACY

# 1 More women and girls playing football

### In Australia

Australia is a leading nation in women's football participation globally, with over 110,000 registered female players at the grassroots level. Despite this, only 21% of all participants are female.

The Football Federation Australia (FFA) *Gender Equality Action Plan* charts a course towards equality in all aspects of the game. Hosting the FIFA Women's World Cup 2023™ (2023 FWWC) will enable us to achieve a 50:50 split in registered players by 2027.

The 2023 FWWC will also enable the expansion of FFA's *Football Your Way* initiative that encourages women and girls to play football through:

- The *Soccer Mums* program, a football program to encourage mothers to be physically active
- *Kick On*, an introductory confidence-building football program for girls aged 13-17 years
- A football program for culturally and linguistically diverse women and girls from migrant communities
- Introducing new forms of the game, including social summer football and walking football.

FFA will harness the 2023 FWWC to advance opportunities with Indigenous Australians and promote participation among female Aboriginal and Torres Strait Islanders through its partnership with John Moriarty Football.

### In New Zealand

Women's football is a strategic priority for New Zealand Football (NZF) and has been since New Zealand hosted the inaugural FIFA U-17 Women's World Cup™ in 2008. Through the women's football strategy, *Map to Success*, a targeted approach has seen growth in female participation of 35% in the past five years. Hosting a FIFA Women's World Cup™ has always been an ambition of that strategy.

To achieve 7% year-on-year growth in participation and get more women and girls playing and loving football, we will:

- Develop a performance-driven football / futsal delivery system that attracts and retains female leaders, coaches and referees
- Develop football and futsal events and pathways for women
- Improve visibility of the women's game by changing the narrative around women's sport.

### Across Asia and Oceania

A regional participation strategy, co-designed by Australia and New Zealand in partnership with FIFA, AFC and OFC will have a meaningful impact on participation, exploring programs such as:

- *Football Your Way* for the Asia-Pacific region
- Expansion of the *Just Play* participation and social development program across Oceania and Asia.

# 2

## Greater pathway opportunities for women and girls

### In Australia

Hosting the 2023 FWWC will fast-track achievement of FFA's *Gender Equality Action Plan* targets for female player development. The key initiatives planned in the lead-up to the 2023 FWWC in Australia include:

- Establishing girls' academies across Australia to strengthen the female pathway
- Increasing the frequency of female youth national team camps and matches
- Achieving full national coverage of the state-based Women's National Premier Leagues.

In the period leading up to 2023, development of a structured and dynamic annual calendar of women's football in Australia, anchored by the vibrant W-League, will be a focus.

Key ambitions include:

- Expansion of the W-League competition to incorporate more teams
- Extension of the W-League season to include a complete home and away match calendar
- An average minimum of 11 fixtures annually in Australia for the Matildas.

### In New Zealand

NZF benefits from a clear football pathway for women and girls. The award-winning *Whole of Football Plan* starts with the *First Kicks* program for preschoolers through to the *Future Ferns Development Program*.

Hosting the 2023 FWWC in New Zealand will heighten awareness as well as continue to develop and build on our women's football / futsal pathways. The legacy will include:

- A stronger base of players, coaches, referees and administrators
- Expansion of our national competitions
- Development of our talent pathways
- More high level games for our Football Ferns.

### Across Asia and Oceania

We recognise our role as leading women's football nations, uniquely placed to advance women's football development across the Asia-Pacific region. Specific initiatives will include:

- Inviting developing AFC and OFC teams to FFA's annual 'Cup of Nations' friendly four-nations tournament
- Hosting more girls' youth international fixtures featuring AFC and OFC opponents
- Increasing senior women's national team match opportunities for teams in the Asia-Pacific region in preparation for the expanded format of the 2023 FWWC
- Hosting women's coaching and technical workshops.



## 3 Capacity building for women's football

### In Australia

Australia recognises the importance of developing female leaders to ensure they have a role in decision-making in women's football.

Capitalising on the unique foundations of our newly admitted congress member, the Women's Football Council, and our ambitions to achieve 40% female representation on football governance bodies, Australia will implement an ongoing mentoring program to identify and develop future female leaders in Australian football.

### In New Zealand

Increasing our playing population relies on building the capacity of our coaches, referees and administrators as well as enhancing the mentoring and support networks. To achieve this, we recognise the importance of female leaders in governance and decision-making roles. Therefore our Women's Committee will continue to drive the strategic direction of the game and achieve 40% female representation on football governance bodies.

New Zealand is uniquely placed to amplify existing capacity building community programs in the lead-up to the 2023 FWWC by leveraging the forward schedule of events, including:

- Asia Pacific Economic Cooperation 2021
- Women's Rugby World Cup 2021
- ICC Women's Cricket World Cup 2021
- 8th International Working Group on Women and Sport (IWG) World Conference 2022.

### Across Asia and Oceania

Australia has a strong track record of women's football leadership activities in the region, having hosted programs involving all 12 ASEAN Member Association countries since 2016, as well as women's strategic planning workshops in India.

With OFC headquarters located in Auckland, NZF is well positioned to work closely with OFC to provide a heightened level of leadership and support for OFC Member Associations.

Together, Australia and New Zealand will work with football leaders across the Asia-Pacific region to co-design system-wide legacy programs to ensure maximum traction and impact for the region.

Australia and New Zealand would also deploy additional leading female football administrators to FIFA's *Female Leadership Development Program*.

***Under the banner of the 2023 Female Leadership Development Program, an invitation will be extended to one emerging female football administrator from each Member Association within the OFC and AFC, to participate in a leadership and mentoring program which would also include a substantial role in the organisation of the FIFA Women's World Cup 2023™.***

# 4 Facilities investment

## In Australia and New Zealand

Through the appointment of the 2023 FWWC Team Base Camps and Venue-Specific Training Sites, some 100 sites across Australia and New Zealand will benefit from investment in enhanced lighting, upgrades to female-friendly facilities and improvements to the quality of the fields of play.

The establishment of a football facility fund to increase capacity for participation by women and girls has been explored, and will be an initiative of the Australian Football Foundation to be launched in 2020.

## Across Asia and Oceania

Hosting the 2023 FWWC will enable FFA to fast-track the development of an International Centre for Women's Football to service the Asia-Pacific region. The centre will enable:

- Training opportunities for Asia-Pacific national women's teams
- The opportunity for all Asia-Pacific national teams to play more matches against stronger opponents
- Capacity building through leadership and mentoring forums.

This section should be read in conjunction with Bid Information Template No. 4: Women's Football: Development and Legacy.



***“It doesn’t matter who you are, or where you come from, football has the power to connect us all. To create a sense of belonging, to inspire a belief that greatness can be achieved by anyone.”***

Avaani Prakash, 12 years  
Football NSW Institute







# 03

## COMMUNICATION AND EVENT PROMOTION

### 3.1 Event promotion and communication strategy

Australia and New Zealand will develop and implement an integrated event promotion and communication strategy for the FIFA Women's World Cup 2023™ (2023 FWWC) that galvanises and ignites our countries' diverse sporting audiences and creates an exciting atmosphere that places the world's best players, coaches and referees centre stage.

## 2020 One Goal Building the foundations

Capitalising on the interest generated during the FIFA Women's World Cup France 2019™ and our bidding campaign, we will build a high impact event promotion and communication strategy.

#### Main activities:

- Build on interest generated during the bid by celebrating how the 2023 FWWC unites us As One
- Stage international and domestic promotions that capitalise on milestone moments, such as the announcement of the tournament host
- Establish early national communication programs that build tournament awareness and enthusiasm through government, indigenous cultural partners, business, school, football club and fan networks.

## 2020-2022 One Movement Growing awareness

The local and international events calendar will be leveraged to consistently advocate key narratives through diverse communications channels. Celebrating diversity and inclusivity will be a central focus.

#### Main activities:

- Supply stakeholders with a tournament toolkit containing information, messaging and insights
- Galvanise community leaders and bid champions to broaden our reach
- Leverage partnerships with other Member Associations and confederations to grow global tournament excitement
- Create awareness among youth through a schools-based education program using football-themed units of work in English, mathematics, art, physical education and values lessons.



*“This unified, long-term communication strategy will build on our strong football foundations to generate awareness and excitement.”*

Holly Nixon, Women’s Football Development Manager, NZF

## 2023 One Celebration Kick off!

A comprehensive program of advertising, activations and content will build to a crescendo towards tournament kick off.

### Main activities:

- Collaborate with tourism bodies, our bid champions and ambassadors and key stakeholders to launch and drive ticket sales
- Leverage community and school networks to ensure a family-friendly atmosphere and full stadiums
- Execute the volunteer recruitment drive and ‘Adopt a Team’ programs to inspire domestic and international audiences
- Create strong digital content, alongside FIFA and 2023 FWWC partners, emphasising captivating storytelling that generates curiosity, passion and high anticipation
- Distribute toolkits for host cities and media stakeholders enabling customised 2023 FWWC coverage in local, national and international media
- Establish localised ‘home away from home’ hubs welcoming the fans of each competing country
- Generate atmosphere via major landmark, airport and street branding and host city activations including FIFA Fan Experiences
- Utilise current and former football legends as ambassadors, alongside influential champions of change, to publicise the tournament throughout the world.

## 2024+ One Future Shaping the future

Post-tournament, Football Federation Australia (FFA) and New Zealand Football (NZF) will continue to promote participation, inclusivity, diversity and other legacy programs for the benefit of players, women and our game. This lasting impact will be realised within our nations, the Asia-Pacific region and beyond.

### Main activities:

- Deploy inclusive cultural and gender equality programs accelerating the growth of football as the number one sport for women and girls, on and off the field, across the Asia-Pacific
- Elevate social change outcomes from an expanded Asia-Pacific program of *Just Play* activities, highlighting the positive impact of football on our youth
- Celebrate the ongoing growth and popularity of the women’s game through dedicated media and communication initiatives that engage the next generation of fans, players, coaches, referees and administrators
- Share learnings from our tournament marketing experience to enhance football communications across the Asia-Pacific region
- Maintain ongoing dialogue with supporters via regular content streams that fuse traditional media and marketing channels
- Amplify positive football messages through the *Bid Champions* initiative, building on our engagement with the thousands of #GetOnside campaign supporters.







# 04

## GENERAL INFORMATION: HOST COUNTRIES AND HOST CITIES



## 4.1 Host country overview

Home to the world's oldest continuing culture of more than 60,000 years, Australia is a diverse nation with a tapestry of peoples woven together across a country of breathtaking beauty. It is a land of contrasts, from the red dust of the outback, to the ancient tropical rainforests, and from the crystal-clear waters of its stunning beaches, to its world class cities each with their unique identities. Australia's outdoor lifestyle is synonymous with its love of sport. Australians attest that sport is part of their DNA.

*A richly multicultural country, more than 28% of Australia's 24 million people were born overseas and over 300 different languages are spoken in Australian homes.*

## 4.2 Main public holidays

1 Jan	New Year's Day
26 Jan	Australia Day (the national day)
Mar/Apr	Easter
25 Apr	ANZAC Day (national commemorative day)
1 Jun	Queen's Birthday
25/26 Dec	Christmas Day / Boxing Day

## 4.3 Tourism and events

From Sydney's iconic harbour to the line-up of world class sporting events in Melbourne, from the spectacle of the Great Barrier Reef to the wonder of Uluru, or the world-renowned surf beaches along the extensive, unspoiled coastline, Australia offers an experience for every visitor.

Tourism is Australia's largest service export, contributing USD 39.0 billion to Gross Domestic Product (GDP), 3.1% of the national total. Tourists to Australia numbered more than 9.25 million in the year to March 2019, up 2.5% on the previous year. The sector provides direct employment to 650,000 Australians, accounting for over 5% of the national workforce.



Major events are a key component of the tourism offering, as demonstrated by the following snapshot:

	<b>Gold Coast Commonwealth Games 2018:</b> 12 days, 18 sports, 7 para-sports, 6,600 athletes
	<b>Rugby League World Cup 2017:</b> 37 days, 20 teams (men and women), 336 players
	<b>Netball World Cup Sydney 2015:</b> 10 days, 16 women's teams, 168 players
	<b>ICC Men's Cricket World Cup 2015:</b> 44 days, 14 teams, 210 players
	<b>AFC Asian Cup Australia 2015:</b> 23 days, 16 men's teams, 368 players
	<b>Sydney 2000 Olympic and Paralympic Games:</b> 28 days, 46 sports, 14,532 athletes

#### 4.4 Political information

Australia is a constitutional monarchy whose national Constitution defines the powers and responsibilities of the Australian Government, the six state governments and two territory governments. Australian Government responsibilities include defence, foreign affairs, trade and commerce, taxation and immigration, while other powers are held by the states. The Australian Government executive comprises the Prime Minister and members of the Cabinet, all of whom are elected members of parliament.

State and territory powers relate to matters of state or territory interest, such as education, health, law and order, roads and transport, utilities, mining and agriculture. State executive government is made up of the Premier and state Ministers.

The two levels of government work closely together, with collaboration on matters such as major sporting events primarily facilitated through the Council of Australian Governments (COAG).

#### 4.5 Key economic indicators

Currently experiencing its 26th consecutive year of economic growth, Australia is the only major developed economy to have recorded no annual recessions from 1992 to 2018. This is largely due to the country's sophisticated services sector, an abundance of natural resources, its strategic proximity to Asia and its ability to adapt to global economic changes.

Strong economic performance is forecast to continue according to International Monetary Fund projections for Australia:

- Average annual real GDP growth of 2.8% is forecast for the period 2018 to 2022, up from an average of 2.4% in the preceding five years
- After growing by 5.4% in the last five years, average per capita income is expected to rise by 5.0% from USD 47,789 in 2018 to USD 50,196 in 2022
- Inflation is expected to remain stable at an average of 2.0% for the next five years.

The Australian dollar has been relatively stable in the last five years and is currently trading at USD 0.68 and CHF 0.70 (Reserve Bank of Australia, October 2019).

Australia's FIFA Women's World Cup 2023™ (2023 FWWC) budget has been compiled using:

- An inflation rate of 2.0%
- An AUD / USD exchange rate of 0.68.



#### 4.6 Host country overview

Aotearoa New Zealand is renowned for being a warm and welcoming host. At the heart of the country’s culture is the traditional Māori value of manaakitanga, the act of making people feel at home and loved. It embraces respect, inclusivity and generosity.

It is a land of spectacular contrasts. On the doorstep of modern cities are golden beaches, remote rivers and valleys and white-tipped mountains. Visitors can choose from a wide range of accommodation offerings and enjoy the country’s renowned fresh food and award-winning wines.

Aotearoa New Zealand has a proven track record in the seamless and successful organisation and delivery of major events. A safe and secure country, Aotearoa New Zealand boasts world class facilities and reliable infrastructure. Existing legislation encourages and protects sponsors. At all levels, the New Zealand Government is committed to delivering an exciting tournament of the highest quality. Like Australia, sport is part of the New Zealand DNA, with football being the largest participation sport in the country.

#### 4.7 Main public holidays

1 Jan	New Year’s Day
6 Jan	Waitangi Day (the national day)
Mar/Apr	Easter
25 Apr	ANZAC Day (national commemorative day)
1 Jun	Queen’s Birthday
28 Oct	Labour Day
25/26 Dec	Christmas Day / Boxing Day

#### 4.8 Tourism and events

International tourism has grown to become Aotearoa New Zealand’s largest generator of foreign exchange, delivering approximately USD 9.2 billion annually into the nation’s economy. Over 3.7 million visitors arrive in the country every year.

Aotearoa New Zealand hosts an exciting range of events every year. These range from major one-off international tournaments through to recurring events such as Winter Games, Crankworx, New Zealand Golf Open, ASB Tennis Classic and Pasifika Festival. Regular international fixtures include Football, Rugby League, Cricket, Hockey and Rugby matches.

Recent major events include:



#### **Rugby League World Cup 2017:**

37 days, 20 teams (men and women), 336 players



#### **British and Irish Lions Tour 2017:**

36 days, 1 men's touring team, 9 local men's teams



#### **World Masters Games 2017:**

9 days, 28 sports, 27,030 participants



#### **ICC Men's Cricket World Cup 2015:**

44 days, 14 teams, 210 players



#### **FIFA U-20 World Cup 2015™:**

21 days, 24 men's teams, 504 players



#### **Rugby World Cup 2011:**

45 days, 20 men's teams, 700 players

## 4.9 Political information

Aotearoa New Zealand is a constitutional monarchy with a parliamentary system of government. The head of state is a sovereign (currently Queen Elizabeth II), represented in Aotearoa New Zealand by the Governor-General, Dame Patsy Reddy.

The system of government features three separate branches:

- The legislature (comprising Members of Parliament and the Governor-General) enacts legislation and oversees the executive
- The executive (consisting of Ministers within and outside Cabinet and government departments) determines policy, proposes laws (which must be approved by the legislature) and administers the law
- The judiciary interprets and applies the law.

The doctrine of 'separation of powers' requires that the three branches operate independently of one another.

## 4.10 Key economic indicators

Aotearoa New Zealand has a mixed economy which operates on free market principles. It has sizeable manufacturing and service sectors complementing a highly efficient agricultural sector. Exports of goods and services account for approximately one third of real GDP.

Strong economic performance is forecast to continue according to International Monetary Fund projections for Aotearoa New Zealand:

- Average annual real GDP growth of 2.6% is forecast for the period 2018 to 2022, down from an average of 3.2% in the preceding five years
- After growing by 2.9% in the last five years, average per capita income is expected to rise by 5.9% from USD 37,759 in 2018 to USD 42,031 in 2022
- Inflation is expected to remain stable at an average of 1.89% for the next five years (2019 to 2023), up slightly from the average of 1.1% in the preceding five years.

The New Zealand dollar is currently trading at USD 0.64 and CHF 0.63 (Reserve Bank of New Zealand, October 2019).

New Zealand's 2023 FWWC budget has been compiled using:

- An inflation rate of 2.0%
- A NZD / USD exchange rate of 0.635.

## 4.11 Host cities overview

A diverse range of host cities will unite and engage Australia and New Zealand in a festival of women's football. It is proposed a minimum of five cities from each of Australia and New Zealand host matches.



## 4.11.1 Sydney

Population (2016): 4,823,991 42.9% born overseas

Jul 12.7 - 18.0°C Aug 13.5 - 18.1°C



**The traditional land of the Indigenous Cadigal people, Sydney is the capital city of Australia's most populous state.** It is situated on one of the world's most beautiful harbours and features an array of iconic natural, historic and architectural attractions.

A melting pot of cultures from every continent, Sydney is a thriving hub of entertainment, arts, culinary excellence, innovation, trade and sport.

The harbour city offers visitors the opportunity to experience the architectural wonders of the Sydney Harbour Bridge and Sydney Opera House. The annual calendar of events is headlined by the autumn festival of Vivid, a world-renowned festival of light, ideas

and music, transforming the city with spectacular light projections and new artforms.

Sydney also boasts captivating beaches, among them the famed Bondi Beach, and lush parklands, including the Royal Botanic Garden, Royal National Park and the World Heritage-listed Blue Mountains. Australia's unique wildlife may be viewed at a range of zoological parks and reserves within easy driving distance of the city.

Sydneysiders are fervent supporters of sport. The two local W-League and A-League teams, Sydney FC and Western Sydney Wanderers FC, enjoy a fierce rivalry that ignites the passions of Sydney sporting fans. The city has a long history of significant international football events. In 2015 more than 76,000 fans flocked to Stadium Australia to see Australia claim AFC Asian Cup honours for the first time. In 2019 over 20,000 fans packed Western Sydney Stadium to watch the Matildas' victory over Chile.

## 4.11.2 Melbourne

Population (2016): 4,485,211 40.2% born overseas



**The capital of the state of Victoria, Melbourne combines the grandeur of the past with the sophistication of the present.**

Modern buildings in the central business district sit alongside ancestral lands that tell the story of the Indigenous Boonerwung and Wurundjeri peoples of the Kulin Nations.

The city's diversity has contributed to Melbourne's reputation as a creative industries hub featuring live performance, music and art. Melbourne's historic heart is home to the World Heritage-listed Royal Exhibition Buildings, the grand arches of Flinders Street Station, St Paul's Cathedral and the neo-gothic façade of The Forum. Its hidden laneways feature street art that is gaining international recognition.

The city is home to some of Australia's most prestigious and internationally-recognised universities, among them, the University of Melbourne. Melbourne is an innovator in many scientific fields, including medicine and technology.

On the city's outskirts are the steep sea cliffs, surf beaches and spectacular sights of the Great Ocean Road, historic goldfields and the Yarra Valley's premium wineries.

Considered one of the world's great sporting capitals, Melbourne has a rich football pedigree and is home to W-League and A-League sides Melbourne City FC, Melbourne Victory FC and newly formed A-League side Western United FC. Melbourne's world class sporting infrastructure has produced great sporting moments from the 1956 Olympic Games, Commonwealth Games 2006, Presidents Cup 2011, ICC Men's Cricket World Cup 2015 and the AFC Asian Cup Australia 2015. Melbourne also stages the annual internationally-renowned Australian Open Tennis and Formula One Grand Prix.

# MELBOURNE

## 4.11.3 Brisbane

Population (2016): **2,270,800** 32.2% born overseas

Jul 13.9 - 21.6°C

Aug 15.2 - 22.5°C



### Brisbane is the capital of Queensland and the most populous city in the state.

The idyllic sub-tropical climate is a key factor contributing to the rapid growth of this region. With more than 20% of Brisbane residents speaking a language other than English at home, Brisbane has close ties with the Asian region.

A well-established live music scene, a program of annual events, burgeoning culinary offerings and a sophisticated arts community provide visitors with a raft of experiences.

Tourism is a major economic driver for the region. Brisbane is the third most-visited Australian destination for international tourists

and is well connected to the state's natural wonders and regional centres. The climate means the outdoors feature prominently in the city's activities. Brisbane is surrounded by beautiful beaches, idyllic offshore islands and World Heritage-listed rainforests, waterfalls and rugged national parks such as Springbrook National Park and Tamborine Mountain.

Sport plays a significant part in the Brisbane lifestyle. The city is home to the Brisbane Roar FC W-League and A-League teams.

Brisbane has hosted a variety of football events including the Sydney 2000 Olympic Games football competition, W-League Grand Final in 2008, A-League Grand Finals in 2011, 2012 and 2014 and the AFC Asian Cup Australia 2015. Other large-scale sporting events in Brisbane have included the 2018 Commonwealth Games, ICC Men's Cricket World Cup 2015, Rugby World Cup 2003 and Rugby League World Cup 2017.



#### 4.11.4 Perth

Population (2016): 1,943,858 42.7% born overseas

Jul 12.0 - 17.4°C Aug 12.3 - 18.0°C



**Situated on the banks of the winding Swan River, Perth is a fast-growing, energetic city and the capital of Western Australia.**

The city's European naval history dates back to the Portuguese expeditions of the 16th century and the first landing by the Dutch East India Company in the 17th century.

Perth is currently undergoing a transformative period of infrastructure development and urban renewal. The changing city offers visitors new restaurants, bars, entertainment venues and urban places in the heart of the city. Perth also has a strong arts and cultural reputation. The annual Perth International Arts Festival and Sculpture by the Sea attract remarkable works by artists from all over the world.

The pleasant weather and mix of urban, cultural, and coastal features provide visitors with a diverse and fulfilling visitor experience. The iconic Cottesloe Beach, the impressive breaks of Scarborough Beach and the preferred site for snorkellers, Mettam's Pool, are among the celebrated beaches. A leisurely boat ride away, Rottnest Island is known for its 60 sun drenched beaches, coral reefs and unique wildlife.

Residents of Perth are passionate about sport and their sporting teams, the W-League and A-League Perth Glory FC. The W-League side is a premiership winner and two-time W-League grand finalist. Perth has also played host to a number of football internationals, including most recently the Socceroos against Iraq in a 2018 FIFA World Cup™ Qualifier match and the Matildas' match against Thailand in 2018.

# PERTH

## 4.11.5 Adelaide

Population (2016): 1,295,714 31.8% born overseas



Frequently rated one of the world's most liveable cities, Adelaide is the capital of South Australia. It is situated on the south coast of Australia between the Mount Lofty Ranges and the sheltered Gulf of St Vincent on the lands of the Kaurna Aboriginal people.

The laneways of Adelaide have come to life in recent years with a tapestry of intimate bars and cafés throughout the inner-city dining precincts. One of the biggest undercover markets in the southern hemisphere, Adelaide Central Market, is a colourful 150-year-old food mecca.

Adelaide has an enviable festival calendar catering to enthusiasts of culture, art and music. The flourishing art and music scene is showcased during the world-renowned music

festival WOMADelaide and the Adelaide Fringe Festival.

The lush green space of the Adelaide Botanic Garden, the Santos Museum of Economic Botany, the Art Gallery of South Australia, the South Australian Museum and the State Library of South Australia provide distinctive cultural experiences.

Outside Adelaide are the Adelaide Hills, Barossa Valley, McLaren Vale and Clare Valley, home to some of the country's most revered vineyards. Naturalists will appreciate the diversity of the picturesque coastlines of the Fleurieu Peninsula, Kangaroo Island, the Ikara-Flinders Ranges National Park and Eyre Peninsula.

Adelaide is home to the W-League and A-League club Adelaide United FC. The city's sport hosting history includes men's football matches at the Sydney 2000 Olympic Games, Socceroos FIFA World Cup™ Qualifiers, the AFC Women's Asian Cup 2006 and the A-League Grand Final in 2016.

## 4.11.6 Newcastle

Population (2016): **463,052** 15.5% born overseas

Jul 13.3 - 17.6°C Aug 14.1 - 17.4°C



**Located 160 kilometres north of Sydney in Awabakal country, Newcastle is the second most populous city in the state of New South Wales and a lively coastal hub.**

The city boasts more than 30 public and commercial art galleries, including the centrepiece Newcastle Art Gallery. The city's industrial past can be explored at the Newcastle Museum, the Newcastle Maritime Centre presents the region's nautical heritage, while Fort Scratchley conserves its military legacy. Darby Street, with alfresco cafés and restaurants, is the heart of the city's music and performance scene.

The city is renowned for its pristine beaches and the beauty of its coastline. Australia's largest surfing festival, Surfest, showcases local talent on Merewether Beach. In 2017 the city hosted the inaugural Newcastle 500 Supercars event, with a crowd of over 192,000 taking in three days of racing through the city's East End streets.

Australia's second oldest city is the gateway to the spectacular Hunter region, one of Australia's most famous and economically important wine regions, featuring around 120 wineries. The World Heritage-listed Barrington Tops National Park is one of Australia's largest temperate rainforests and the Goulburn River National Park contains more than 300 Aboriginal sites.

Home team Newcastle Jets FC compete in the W-League and A-League. The strong Novocastrian football fan base has supported AFC Asian Cup Australia 2015 matches, the Matildas' 2017 clash with Brazil and the A-League Grand Final in 2018.

# NEWCASTLE



## 4.11.7 Launceston

Population (2016): **84,153** 19.5% born overseas

Jul 6.9 - 11.8°C Aug 6.7 - 12.7°C



**Positioned in Tasmania’s northeast at the head of the Tamar River, Launceston is the second-largest city in the state.**

Launceston sits on the lands of the Indigenous Palawa people. The city’s modern history is reflected in its architecture and restored stately buildings, including the neo-classical Town Hall and Customs House.

Known for its ties with Tasmania’s agricultural heritage, the city’s many restaurants and cafés take advantage of the fertile lands surrounding the city, creating a range of locally-sourced menus. The weekly Harvest Market in the city centre provides locals and visitors access to the best produce Tasmania has to offer.

The region’s food, award-winning brews and entertainment is on show at summer’s three-day Festivale in Launceston’s famous City Park. The events calendar in Launceston also features the Junction Arts Festival, Mona Foma festival and the biennial Tamar Valley Writers Festival.

At the edge of the city is Cataract Gorge Reserve, home to the world’s longest single-span chairlift (308 metres) and an extensive Victorian garden with a diverse range of plants and wildlife. Expanses of natural bushland offer extensive bushwalking tracks.

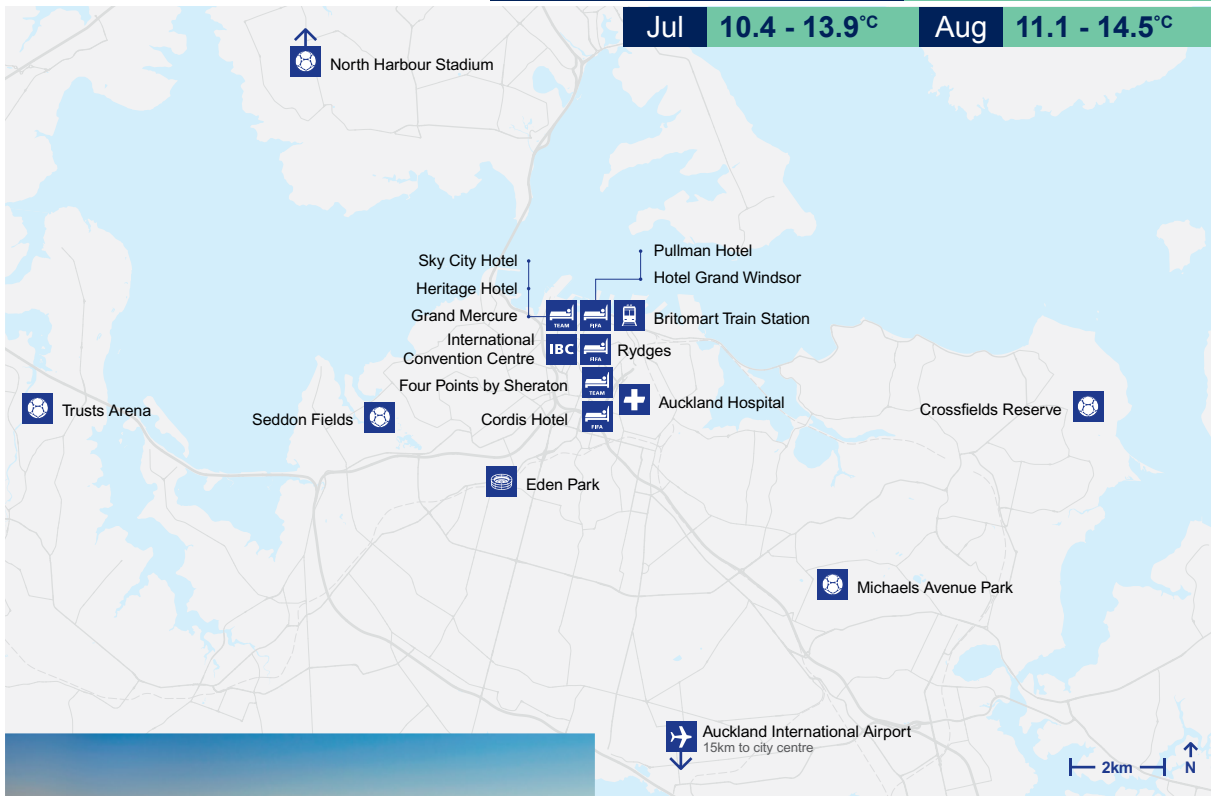
Launceston’s York Park has hosted A-League matches in addition to a number of pre-season exhibition matches. There is great potential for growth of the women’s game in this region, with football already the most popular participation sport for females.

Launceston fans embrace all forms of sport. The city has hosted the Rugby World Cup 2003, the national Twenty20 cricket, and the Supercars championships.

## 4.11.8 Auckland

Population (2016): **1,695,000** 39.1% born overseas

Jul 10.4 - 13.9°C Aug 11.1 - 14.5°C



**Auckland, New Zealand's largest city, is a truly multicultural metropolis.** Its beautiful natural landscape, urban environment and diverse cultures make it a dynamic global city.

Its amazing geography and warm, humid climate has inspired a lifestyle that is regularly ranked in the world's top ten.

Visitors can explore rugged, untouched wilderness on Great Barrier Island or enjoy wine tasting at wineries and vineyards on Waiheke Island. A trek through the Waitakere Ranges will feature stunning waterfalls and the nearby black-sand beaches of West Auckland are an unmissable sight.

Thrillseekers can bungy off the Auckland Harbour Bridge or skydive over the wild west coast. Foodies will enjoy world class restaurants, traditional Māori cooking and experiences that make the most of New Zealand's natural pantry.

Auckland has everything that could feature on a dream itinerary, and more.

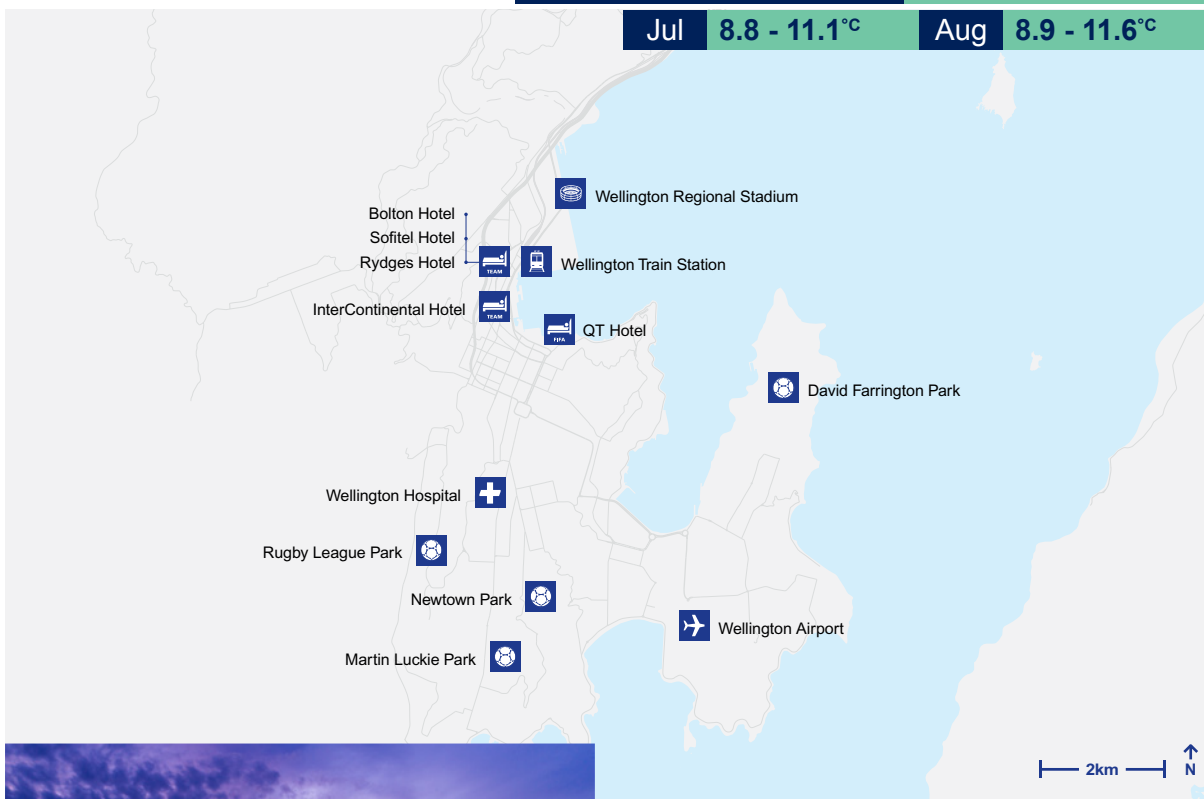
The north shore of Auckland is the home of New Zealand Football, the Future Ferns Development Program, the Northern Football Federation and the Northern Lights National Women's League team. The Auckland region is also home to the Auckland Football Federation, the Auckland Football National Women's League team as well as ISPS Handa Men's Premiership teams. Auckland City captured headlines on the international stage winning third at the FIFA Club World Cup Morocco 2014™.

# AUCKLAND

## 4.11.9 Wellington

Population (2016): **531,000** 30.7% born overseas

Jul 8.8 - 11.1°C Aug 8.9 - 11.6°C



**The capital city of New Zealand, Wellington is considered the creative, political and cultural heart of New Zealand.** Situated at the southern end of the North Island, Wellington is a compact, picturesque city positioned between a harbour and hills.

New Zealand's natural environment, history, Māori and Pasifika heritage can be experienced at our national museum, Te Papa Tongarewa.

Affectionately known as "Wellywood", the city is home to a thriving film industry of international movie-making talent and technologies.

Creativity is at the forefront of Wellington, and is showcased by the World of WearableArt, one of the city's prominent events that reflects the creative energy that fuels the city.

The city also has a huge range of eclectic cafés, bars and craft beer breweries. Theatres and art galleries are plentiful, and the city enjoys a vibrant nightlife.

The iconic bright red cable car offers views of the region's spectacular scenery.

Wellington is home to New Zealand's only A-League team, the Wellington Phoenix. It is also home to the Capital Football Federation and the National Women's League team, as well as the ISPS Handa Men's Premiership team, Team Wellington.

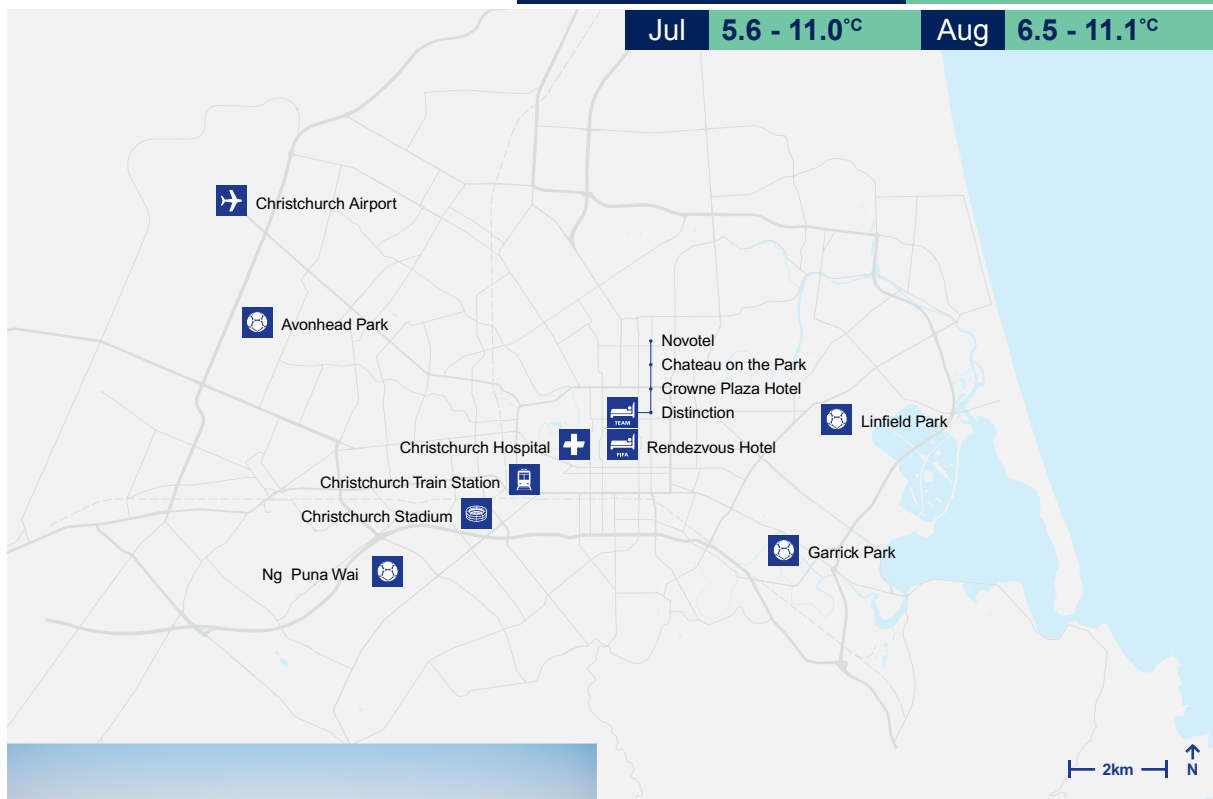


## 4.11.10 Christchurch

Population (2016): **388,500** 22.2% born overseas

Jul 5.6 - 11.0°C

Aug 6.5 - 11.1°C



**Christchurch is alive with colour and atmosphere.** Set against the majestic backdrop of the Southern Alps and Pacific Ocean, Christchurch is known internationally as the “Garden City”, featuring beautiful gardens which span and colour the city.

Christchurch is the largest city in New Zealand’s South Island and the gateway to the Canterbury region for southern exploration in Akaroa, Banks Peninsula, Tekapo and beyond.

World class attractions in Christchurch include the International Antarctic Centre, Orana Park and Willowbank Wildlife Reserve.

Christchurch is a vibrant city, home to a thriving hospitality scene with a number of excellent cafés, bars and restaurants.

Resilience and innovation are showcased throughout the city’s newly-constructed architecture and art scene.

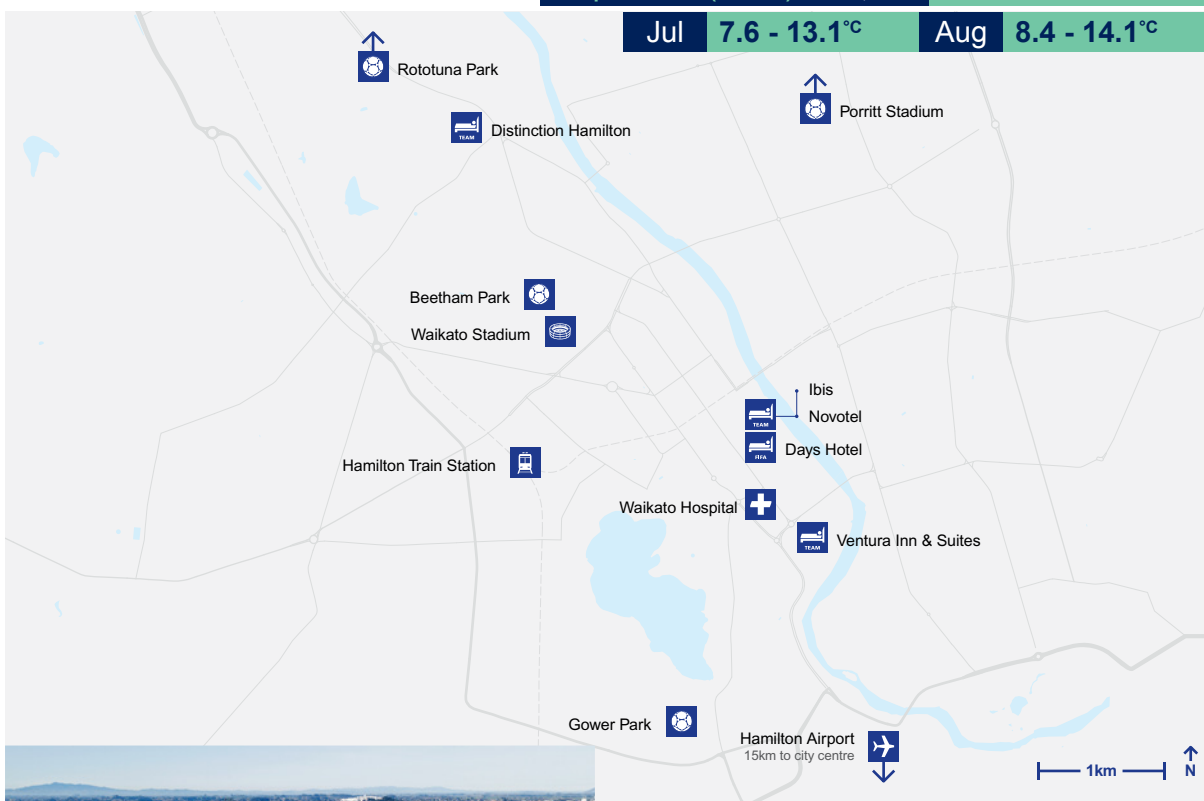
Christchurch is the home of Mainland Football, one of two Federations in the South Island, as well as the National Women’s League team, Canterbury Pride and the ISPS Handa Men’s Premiership team, Canterbury Dragons.

# CHRISTCHURCH

## 4.11.11 Hamilton

Population (2016): **165,400** 24% born overseas

Jul 7.6 - 13.1°C Aug 8.4 - 14.1°C



### Hamilton is the heart of the Waikato region and New Zealand's fourth largest city.

Situated on the mighty Waikato River, the city is at the centre of one of the richest agricultural and pastoral areas in the world. The significance of this industry is reflected by Fieldays, the largest agricultural event in the southern hemisphere, attracting thousands of visitors to Hamilton every year to witness cutting edge technology and innovation in the industry. In addition to its agricultural industries, Hamilton is famous for its rolling green hills, themed gardens and local zoo which has the largest free flight aviary in the southern hemisphere.

Outdoor activities in Hamilton include mountain biking at Pukete Mountain Bike Park, which links cycling enthusiasts with nearby tracks such as Te Awa, The Great New Zealand River Ride. From an easy stroll to a challenging hike, Hamilton also offers popular walking tracks that weave through native New Zealand bush and showcase picturesque landscapes.

The nearby western coast is home to Raglan Beach, famous for its long left-hand surf breaks. A short distance east of the city is Matamata, the location of the renowned Hobbiton film set where the Tolkien films were produced.

WaiBOP Football Federation is domiciled in Hamilton, which is charged with delivering football across the region and operates the National Women's League team. The ISPS Handa Men's Premiership team, Hamilton Wanderers, is also based here.

## 4.11.12 Dunedin

Population (2016): **130,700** 18.1% born overseas

Jul 7.2 - 9.7°C Aug 7.5 - 10.3°C



**Dunedin, in the Otago region of New Zealand, is considered one of four major historic cities.** Originally settled by Scottish settlers, Dunedin (Gaelic for “Edinburgh”) still retains a strong and proud Scottish heritage.

As New Zealand’s oldest city, Dunedin is famous for its stylish Victorian and Edwardian architecture and is home to Larnach Castle and Olveston historic home. Designated a United Nations Educational, Scientific and Cultural Organisation (UNESCO) Creative City of Literature, Dunedin is an academically rich city with a large and thriving student population.

Endless dramatic views and beautifully rugged beaches are found at the nearby Otago Peninsula. Further east along the peninsula at Taiaroa Head is the Royal Albatross Centre, the only place in the world for viewing the Northern Royal Albatross in its natural habitat. The peninsula is also home to some of the world’s rarest penguin colonies.

Dunedin is home to New Zealand’s only covered stadium, an important venue for this southern region. This region is home to Football South Football Federation, as well as the National Women’s League and ISPS Honda Men’s Premiership club Southern United.

This section should be read in conjunction with Bid Information Template No.1: Overview of Host Countries and Event Timing and Bid Information Template No. 2: Overview of Proposed Host Cities.

# DUNEDIN





# 05

## EVENT TIMING



## 5.1 Event timing

### 5.1.1 Event window

Football Federation Australia (FFA) and New Zealand Football (NZF) confirm that the 2023 FWWC can be staged in Australia and New Zealand between 10 July and 20 August 2023. The proposed window presents no significant hosting risks.

### 5.1.2 Context

The collaboration that has occurred with other sports in our countries to ensure we can deliver the 2023 FWWC within the prescribed window is important. It is reflective of the fact that women's sport, and in particular women's football, is on the rise in our confederations. Now is a time of unprecedented momentum for women's sport. Never before has there been a better time for women to play football.

NZF signed a pay parity deal between the Football Ferns and All Whites in 2018. New Zealand's commitment to women's sport has been demonstrated through hosting an increasing number of major women's sporting competitions.

In November 2019, FFA and Professional Footballers Australia (PFA) struck a landmark Collective Bargaining Agreement that closes the pay gap between the national women's and men's teams.

Australia's national sport plan, *Sport 2030*, and New Zealand's *Strategy for Women and Girls in Sport and Active Recreation* explicitly reference programs to grow female participation and move the dial on gender equality.

These initiatives reflect the growing support for and public appeal of women's sport in our countries.





## 5.2 Timing considerations

### 5.2.1 Support from other sporting codes

During the winter period, Australians and New Zealanders readily attend sporting events and support their country with passion. FFA and NZF have secured the support and commitment of other sports to collaborate on the delivery of the 2023 FWWC.

### 5.2.2 Climatic and weather conditions

The July-August window will ensure mild conditions for tournament stakeholders. The winter weather also offers ideal conditions for players and fans.

### 5.2.3 Local football calendar

The Australian and New Zealand first-class football leagues – the W-League, the A-League, the National Women’s League and the ISPS Handa Premiership – are played between October and May, well outside the FIFA-designated window for the 2023 FWWC.

Importantly, the July-August period is traditionally the peak window for grassroots football in Australia and New Zealand. This will enable optimal engagement with the two million football participants across the two countries who will be actively involved in football while the 2023 FWWC is underway.

### 5.2.4 Other local considerations

As school holidays in Australia and New Zealand are scheduled in July each year, there will be the opportunity to attract students to matches. This proved an effective strategy for maximising attendances during the AFC Asian Cup Australia 2015, the FIFA U-20 World Cup 2015™ in New Zealand and the FIFA U-17 Women’s World Cup 2008™ in New Zealand.

This section should be read in conjunction with Bid Information Templates No. 1: Overview of Host Country and Event Timing and No. 2: Overview of Proposed Host Cities.





# B

## EVENT INFRASTRUCTURE

### SECTIONS

---

Stadiums	06
Teams and referee facilities	07
IBC site	08
Competition-related event sites	09





#AsOne



# 06

## STADIUMS







## 6.1 Proposed stadium strategy

### 6.1.1 Overview

Staged entirely on natural grass, the FIFA Women's World Cup 2023™ (2023 FWWC) in Australia and New Zealand will feature world class sporting infrastructure that provides the ideal playing environment.

Our network of sporting stadiums is an embodiment of the deep sporting histories of our countries. The stadiums proposed for the 2023 FWWC have hosted some of the most significant sporting events in the world, including the AFC Asian Cup Australia 2015, the Rugby World Cup 2011, the Sydney 2000 Olympic Games, the FIFA U-20 World Cup™ as well as various FIFA World Cup™ inter-continental play-offs.

Utilising the latest match day technologies, our modern stadiums offer an engaging spectator experience for fans. The venues have hosted countless matches involving women's and men's national football teams, showcasing the game at the highest level.

Australia and New Zealand enjoy strong reputations for experienced and dynamic stadium operations teams. A close working relationship between Football Federation Australia (FFA), New Zealand Football (NZF) and all stadium teams will ensure a smooth transition into tournament mode.

The proposed venues are well served by a range of transport services and meet the parking space requirements across the various stakeholder groups.

### 6.1.2 Stadium proposal

The proposed stadiums are the culmination of a rigorous planning process designed to deliver an ideal 2023 FWWC solution. The result is a proposal tailored for football in Australia and New Zealand.

Our stadium proposal provides FIFA with a range of 13 technically excellent venue options in 12 potential host cities across Australia and New Zealand. A memorandum of understanding between FFA and NZF creates a partnership that proposes the allocation of match content to a minimum of five stadiums in each of Australia and New Zealand. The proposed venues meet all compliance requirements of players, officials, VIPs and fans. Tournament-specific temporary facilities (including temporary stands, temporary hospitality facilities, parking facilities, TV compounds, media facilities, fencing and IT) will be delivered through an overlay program that meets the 2023 FWWC Hosting Requirements and is supported through government investment.

Safety and security has been a particular focus. Operationally, each stadium will adhere to the highest safety and security considerations.

All proposed stadiums meet the minimum legislative requirements on accessibility.

The range of venues provided in our historic joint bid provides for the tournament to be hosted in a mix of boutique and large stadiums.

## 6.2 Stadium information

In the following stadium summaries, the competition stages to be played at the stadiums are indicated by:

### Competition stage

Opening Match:	<b>Opening</b>
Inaugural Match:	<b>First Match in Australia</b>
Group Stage:	<b>Group</b>
Round of 16:	<b>R16</b>
Quarter-final:	<b>QF</b>
Semi-final:	<b>SF</b>
3rd Place Play-Off:	<b>3v4</b>
Final Match:	<b>Final</b>

## 6.2.1 Sydney – Stadium Australia



Gross Capacity:

70,000



Proposed Competition Stages:

Inaugural Match, Group, R16, QF, SF, 3v4, Final




Stadium Australia was the centrepiece of the Sydney 2000 Olympic Games Opening Ceremony, housing the Olympic cauldron lit by Australian indigenous athlete, Cathy Freeman. It was also the venue for the final of the men's Olympic football tournament, attracting an Australian record of 104,098 spectators for a football match.

Stadium Australia has hosted some of the most significant football events in Australia's recent history.

It was the scene of Australia's 2005 qualification for the 2006 FIFA World Cup Germany™ (for the first time in 32 years), subsequent FIFA World Cup™ Qualification matches for the 2010, 2014 and 2018 tournaments, and Australia's victory in the AFC Asian Cup Australia 2015 final.

Stadium Australia is set to undergo a redevelopment in mid-2020 to transform the venue into a permanent rectangular configuration that will provide spectators with a more intimate football experience.

## Stadium Australia

Venue ownership and operations	<p>Owner: Venues NSW (NSW Government)</p> <p>Operator: VenuesLive</p> <p>Main users:</p> <ul style="list-style-type: none"> <li>• FFA (Socceroos matches)</li> <li>• Western Sydney Wanderers FC (W-League / A-League)</li> <li>• National Rugby League</li> <li>• Rugby Australia</li> </ul>
Public transport access	<p> Sydney Trains operate direct services to Sydney Olympic Park from the city centre and other metropolitan areas, with additional direct express services every 7-8 minutes on major event days across multiple train lines.</p> <p> Sydney Buses operate several services to Sydney Olympic Park, with additional major event bus services across nine routes throughout the metropolitan area.</p> <p> The Sydney Olympic Park ferry wharf allows vessels to drop spectators directly to the event precinct.</p>
Planned construction / renovation costs	Stadium Australia will be renovated in mid-2020, enhancing the facilities and making the stadium a permanent rectangular venue at a cost of USD 550 million.
Source of financing	NSW Government
Temporary facilities cost	USD 2,515,361 (indexed to 2023)
Current use of the stadium	Multi-purpose venue hosting concerts and sporting events
Sporting events hosted at the stadium and average attendances	<p><b>Men's international football</b></p> <ul style="list-style-type: none"> <li>• Highest attendance: FIFA World Cup™ Qualifier, Socceroos v Uruguay, 82,698 (2005)</li> <li>• AFC Asian Cup Australia 2015 <ul style="list-style-type: none"> <li>- Average attendance: 31,628</li> <li>- Highest attendance: Socceroos v Korea Republic, 76,385</li> </ul> </li> <li>• Sydney 2000 Olympic Games <ul style="list-style-type: none"> <li>- Highest attendance: Spain v Cameroon, 104,098 (included temporary seating)</li> </ul> </li> </ul> <p><b>W-League - Western Sydney Wanderers FC (WSW)</b></p> <ul style="list-style-type: none"> <li>• Average attendance: 4,824 (2017 - 2019)</li> <li>• Highest attendance: WSW v Sydney FC, 8,449 (2017)</li> </ul> <p><b>A-League - Western Sydney Wanderers FC (WSW)</b></p> <ul style="list-style-type: none"> <li>• Average attendance: 19,542 (2016 - 2018)</li> <li>• Highest attendance: WSW v Sydney FC, 61,880 (2016)</li> </ul>



## 6.2.2 Sydney – Sydney Football Stadium

	Gross Capacity: <b>42,512</b>		Proposed Competition Stages: <b>Group, R16, QF, SF, 3v4</b>
---	----------------------------------	---	--






The Sydney Football Stadium opened in 1988 and has been a celebrated venue for men's and women's football for more than three decades. It hosted one of the greatest ever Socceroos' FIFA World Cup™ Qualifiers, a 1-1 draw against Diego Maradona's Argentina, which was played in front of a then record crowd of 43,967 in 1993.

The venue hosted the final of the women's football tournament as part of the Sydney 2000 Olympic Games, which was played in front of 22,848 spectators. It has since been the full time venue to Sydney FC and has hosted a W-League final. It is a regular home ground for the Socceroos.

The Sydney Football Stadium is currently being rebuilt on its existing site by the NSW Government. The redeveloped stadium will be part of a world class sport, entertainment and education precinct incorporating the Sydney Cricket Ground and multiple sporting headquarters.



It is located 3.5 kilometres from Sydney's city centre and close to Sydney's gateway airport. The new light rail service, due for completion in 2020, will enhance the area's substantial public transport offering. The new venue will take the match day experience to the next level for players, corporate guests, media and fans.


## Sydney Football Stadium

Venue ownership and operations	<p>Owner: Sydney Cricket and Sports Ground Trust (NSW Government)</p> <p>Operator: Sydney Cricket and Sports Ground Trust</p> <p>Main users:</p> <ul style="list-style-type: none"> <li>• FFA (Matildas and Socceroos matches)</li> <li>• Sydney FC (W-League / A-League)</li> <li>• National Rugby League</li> <li>• Rugby Australia</li> <li>• Super Rugby</li> </ul>
Public transport access	<p> Central Station is 1.8km from the stadium and services all metropolitan and regional train lines.</p> <p> Scheduled for completion in 2020, the Sydney Light Rail will connect the stadium with the city, Central Station and the eastern suburbs.</p> <p> The stadium precinct is serviced by regular bus services from various points in the city and eastern suburbs. Express shuttle bus services run from Central Station on event days.</p>
Planned construction / renovation costs	Construction of the stadium commenced in early 2019 and will be completed in mid-2022 at a cost of USD 496 million.
Source of financing	NSW Government
Temporary facilities cost	USD 2,241,529 (indexed to 2023)
Current use of the stadium	Multi-purpose venue hosting concerts and sporting events
Sporting events hosted at the stadium and average attendances	<p><b>Women's international football</b></p> <ul style="list-style-type: none"> <li>• Highest attendance: Matildas v Canada, 4,486 (2008)</li> <li>• Sydney 2000 Olympic Games <ul style="list-style-type: none"> <li>- Average attendance: 22,752</li> <li>- Highest attendance: Matildas v Sweden, 33,600</li> </ul> </li> </ul> <p><b>Men's international football</b></p> <ul style="list-style-type: none"> <li>• Highest attendance: FIFA World Cup™ Qualifier, Socceroos v Argentina, 43,967 (1993)</li> <li>• Sydney 2000 Olympic Games <ul style="list-style-type: none"> <li>- Average attendance: 36,037</li> <li>- Highest attendance: Spain v USA, 39,800</li> </ul> </li> </ul> <p><b>W-League - Sydney FC</b></p> <ul style="list-style-type: none"> <li>• Average attendance: 3,002 (2017 - 2019)</li> <li>• Highest attendance: Sydney FC v Melbourne Victory FC, 6,025 (2018)</li> </ul> <p><b>A-League - Sydney FC</b></p> <ul style="list-style-type: none"> <li>• Average attendance: 17,326 (2013 - 2018)</li> <li>• Highest attendance: Sydney FC v WSW, 41,213 (2014)</li> </ul>



### 6.2.3 Melbourne – Melbourne Rectangular Stadium

	Gross Capacity: <b>30,052</b>		Proposed Competition Stages: <b>Group, R16, QF, 3v4</b>
---	----------------------------------	---	--



Opened in 2010, Melbourne Rectangular Stadium is a dedicated rectangular sports stadium shared by Victoria’s professional football, Rugby League and Rugby Union teams. The stadium’s cutting-edge bio-frame design and geodesic dome roof provides maximum comfort and enjoyment for players and spectators.

Located within walking distance of Melbourne’s city centre, the stadium hosted both group stage and knockout matches in the AFC Asian Cup Australia 2015 and regularly hosts the city’s two professional football teams, Melbourne Victory FC and Melbourne City FC.



## Melbourne Rectangular Stadium

<p>Venue ownership and operations</p>	<p>Owner: Victorian Government</p> <p>Operator: Melbourne and Olympic Parks Trust</p> <p>Main users:</p> <ul style="list-style-type: none"> <li>• FFA (Matildas and Socceroos matches)</li> <li>• Melbourne Victory FC and Melbourne City FC (W-League / A-League)</li> <li>• National Rugby League</li> <li>• Rugby Australia</li> <li>• Super Rugby</li> </ul>
<p>Public transport access</p>	<p> Melbourne Rectangular Stadium is well served through Richmond and Jolimont Stations, both within walking distance.</p> <p> A regular bus service operates from the stop at the corner of Olympic Boulevard, approximately 500m from the stadium.</p> <p> Tram services stop 200m from the stadium.</p>
<p>Temporary facilities cost</p>	<p>USD 1,775,370 (indexed to 2023)</p>
<p>Current use of the stadium</p>	<p>Multi-purpose venue hosting concerts and sporting events</p>
<p>Sporting events hosted at the stadium and average attendances</p>	<p><b>Women's international football</b></p> <ul style="list-style-type: none"> <li>• Highest attendance: Matildas v China, 10,904 (2017)</li> </ul> <p><b>Men's international football</b></p> <ul style="list-style-type: none"> <li>• Highest attendance: FIFA World Cup™ Qualifier, Socceroos v Thailand, 26,393 (2017)</li> <li>• AFC Asian Cup Australia 2015             <ul style="list-style-type: none"> <li>- Average attendance: 17,909</li> <li>- Highest attendance: Socceroos v Kuwait, 25,231</li> </ul> </li> </ul> <p><b>W-League - Melbourne Victory FC and Melbourne City FC</b></p> <ul style="list-style-type: none"> <li>• Average attendance (combined): 3,776 (2017 - 2019)</li> <li>• Highest attendance: Melbourne Victory FC v Perth Glory FC, 7,163 (2015)</li> </ul> <p><b>A-League - Melbourne Victory FC and Melbourne City FC</b></p> <ul style="list-style-type: none"> <li>• Average attendance (combined): 13,793 (2013 - 2018)</li> <li>• Highest attendance: Melbourne Victory FC v Sydney FC, 29,843 (2015)</li> </ul>

## 6.2.4 Brisbane – Brisbane Stadium



Gross Capacity:

52,263



Proposed Competition Stages:

Group, R16, QF, SF, 3v4





Located in the inner-city Brisbane suburb of Milton, Brisbane Stadium is widely regarded as one of the best rectangular sporting facilities in Australia.

Since its redevelopment in 2003, Brisbane Stadium is the premier Queensland venue for football, Rugby Union and Rugby League.

It has been a match venue for several major international events including the Rugby World Cup 2003, the AFC Asian Cup Australia 2015 and the final of the Rugby League World Cup in both 2008 and 2017.

## Brisbane Stadium

Venue ownership and operations	<p>Owner: Stadiums Queensland (Queensland Government)</p> <p>Operator: ASM Global</p> <p>Main users:</p> <ul style="list-style-type: none"> <li>• FFA (Matildas and Socceroos matches)</li> <li>• Brisbane Roar FC (W-League / A-League)</li> <li>• National Rugby League</li> <li>• Rugby Australia</li> <li>• Super Rugby</li> </ul>
Public transport access	<p> Milton and Roma Street are the main railway stations servicing Brisbane Stadium on event days. Both stations are within a 1km walking distance of the stadium.</p> <p> In addition to regular timetabled bus services operated by Brisbane City Council, express shuttle bus services from various major locations around Brisbane run directly to the stadium on event days.</p>
Temporary facilities cost	USD 1,958,759 (indexed to 2023)
Current use of the stadium	Multi-purpose venue hosting concerts and sporting events
Sporting events hosted at the stadium and average attendances	<p><b>Women’s international football</b></p> <ul style="list-style-type: none"> <li>• Highest attendance: Matildas v Korea Republic, 10,520 (2019)</li> </ul> <p><b>Men’s international football</b></p> <ul style="list-style-type: none"> <li>• Highest attendance: FIFA World Cup™ Qualifier, Socceroos v Iraq, 48,679 (2008)</li> <li>• AFC Asian Cup Australia 2015 <ul style="list-style-type: none"> <li>- Average attendance: 23,140</li> <li>- Highest attendance: Socceroos v Korea Republic, 48,513</li> </ul> </li> </ul> <p><b>W-League - Brisbane Roar FC</b></p> <ul style="list-style-type: none"> <li>• Average attendance: 3,435 (2017 - 2019)</li> <li>• Highest attendance: Brisbane Roar FC v Canberra United FC, 4,225 (2018)</li> </ul> <p><b>A-League - Brisbane Roar FC</b></p> <ul style="list-style-type: none"> <li>• Average attendance: 13,441 (2013 - 2018)</li> <li>• Highest attendance: Brisbane Roar FC v WSW, 51,153 (2014)</li> </ul>



## 6.2.5 Perth – Perth Rectangular Stadium



Gross Capacity:

22,225



Proposed Competition Stages:

Group, R16, QF, 3v4



Located close to Perth's city centre, Perth Rectangular Stadium is the state's premier dedicated rectangular stadium and the home of the Perth Glory Football Club.

Perth Rectangular Stadium has hosted major Socceroos and Matildas matches,

including 2018 FIFA World Cup™ Qualifiers, as well as international matches in both Rugby League and Rugby Union.

Perth Rectangular Stadium provides a world class experience for all event stakeholders.

## Perth Rectangular Stadium

Venue ownership and operations	<p>Owner: VenuesWest (West Australian Government)</p> <p>Operator: VenuesWest</p> <p>Main users:</p> <ul style="list-style-type: none"> <li>• FFA (Matildas and Socceroos matches)</li> <li>• Perth Glory FC (W-League / A-League)</li> <li>• National Rugby League</li> <li>• Rugby Australia</li> <li>• Super Rugby</li> </ul>
Public transport access	<p> Four suburban rail stations are within walking distance of Perth Rectangular Stadium.</p> <p> Multiple bus routes serve Perth Rectangular Stadium from five well-located bus stops.</p>
Temporary facilities cost	USD 2,382,938 (indexed to 2023)
Current use of the stadium	Multi-purpose venue hosting concerts and sporting events
Sporting events hosted at the stadium and average attendances	<p><b>Women’s international football</b></p> <ul style="list-style-type: none"> <li>• Highest attendance: Matildas v Thailand, 7,549 (2018)</li> </ul> <p><b>Men’s international football</b></p> <ul style="list-style-type: none"> <li>• Highest attendance: FIFA World Cup Qualifier™, Socceroos v Bangladesh, 19,495 (2015)</li> </ul> <p><b>W-League - Perth Glory FC</b></p> <ul style="list-style-type: none"> <li>• Average attendance: 1,653 (2017 - 2019)</li> <li>• Highest attendance: Perth Glory FC v Melbourne City FC, 2,658 (2018)</li> </ul> <p><b>A-League - Perth Glory FC</b></p> <ul style="list-style-type: none"> <li>• Average attendance: 9,534 (2013 - 2018)</li> <li>• Highest attendance: Perth Glory FC v Adelaide United FC, 16,707 (2013)</li> </ul>



## 6.2.6 Adelaide – Hindmarsh Stadium



Gross Capacity:

18,435



Proposed Competition Stages:

Group, R16






Located in the inner-city Adelaide suburb of Hindmarsh, this purpose-built football stadium was redeveloped for the Sydney 2000 Olympic Games, hosting six group stage matches and a quarter-final in the men's tournament.

With a rich football history dating back to the 1960s, the stadium also hosted the AFC Women's Asian Cup 2006, the AFC Champions League 2008 final and the Oceania OFC Nations Cup 2004. It is the home stadium for Adelaide United Football Club in the domestic W-League / A-League competitions.



## Hindmarsh Stadium

Venue ownership and operations	<p>Owner: South Australian Government</p> <p>Operator: Adelaide Venue Management Corporation</p> <p>Main users:</p> <ul style="list-style-type: none"> <li>• FFA (Matildas and Socceroos matches)</li> <li>• Adelaide United FC (W-League / A-League)</li> </ul>
Public transport access	<p> Bowden Railway Station is located within 400m of the stadium.</p> <p> Frequent tram services between the city and the stadium precinct operate free of charge. The tram station is located 300m from the stadium.</p> <p> The stadium is well served by the city's bus network, with stops located 300m from the stadium.</p>
Temporary facilities cost	USD 2,228,175 (indexed to 2023)
Current use of the stadium	Multi-purpose venue hosting concerts and sporting events
Sporting events hosted at the stadium and average attendances	<p><b>Women's international football</b></p> <ul style="list-style-type: none"> <li>• Highest attendance: Matildas v Chile, 10,342 (2019)</li> </ul> <p><b>Men's international football</b></p> <ul style="list-style-type: none"> <li>• Sydney 2000 Olympic Games <ul style="list-style-type: none"> <li>- Average attendance: 15,928</li> <li>- Highest attendance: USA v Japan, 18,345</li> </ul> </li> </ul> <p><b>W-League - Adelaide United FC</b></p> <ul style="list-style-type: none"> <li>• Average attendance: 2,208 (2016 - 2019)</li> <li>• Highest attendance: Adelaide United FC v Melbourne Victory FC, 3,260 (2016)</li> </ul> <p><b>A-League - Adelaide United FC</b></p> <ul style="list-style-type: none"> <li>• Average attendance: 10,342 (2014 - 2018)</li> <li>• Highest attendance: Adelaide United FC v Gamba Osaka, 17,000 (2008)</li> </ul>

## 6.2.7 Newcastle – Newcastle Stadium



Gross Capacity:

25,945



Proposed Competition Stages:

Group, R16, QF, 3v4



Officially opened in 1970, Newcastle Stadium has seen multiple upgrades during its lifespan, reaching its current configuration in 2011.

Home to the W-League / A-League club Newcastle Jets FC and the Newcastle

Knights Rugby League team, the venue's event calendar features regular professional sporting events. The stadium also hosted AFC Asian Cup Australia 2015 group matches and a semi-final.

## Newcastle Stadium

Venue ownership and operations	<p>Owner: Venues NSW (NSW Government)</p> <p>Operator: Venues NSW</p> <p>Main users:</p> <ul style="list-style-type: none"> <li>• FFA (Matildas and Socceroos matches)</li> <li>• Newcastle Jets FC (W-League / A-League)</li> <li>• National Rugby League</li> </ul>
Public transport access	<p> Broadmeadow Station is located 1.5km from the stadium. Regular trains are available from surrounding areas (including Sydney).</p> <p> Regular and event day bus routes service the stadium from key points in Newcastle and surrounding areas, including park and ride options.</p>
Temporary facilities cost	USD 1,591,358 (indexed to 2023)
Current use of the stadium	Multi-purpose venue hosting concerts and sporting events
Sporting events hosted at the stadium and average attendances	<p><b>Women’s international football</b></p> <ul style="list-style-type: none"> <li>• Highest attendance: Matildas v Brazil, 16,829 (2017)</li> </ul> <p><b>Men’s international football</b></p> <ul style="list-style-type: none"> <li>• AFC Asian Cup Australia 2015 <ul style="list-style-type: none"> <li>- Average attendance: 14,369 (2015)</li> <li>- Highest attendance: Socceroos v UAE, 21,079 (2015)</li> </ul> </li> </ul> <p><b>W-League - Newcastle Jets FC</b></p> <ul style="list-style-type: none"> <li>• Average attendance: 3,074 (2017 - 2019)</li> <li>• Highest attendance: Newcastle Jets FC v WSW, 4,168 (2018)</li> </ul> <p><b>A-League - Newcastle Jets FC</b></p> <ul style="list-style-type: none"> <li>• Average attendance: 10,353 (2013 - 2018)</li> <li>• Highest attendance: Newcastle Jets FC v Melbourne Victory FC, 29,410 (2018) (includes standing room)</li> </ul>



## 6.2.8 Launceston – York Park



Gross Capacity:

22,065



Proposed Competition Stages:

Group, R16, 3v4



Launceston is the mainland gateway into the heart of Tasmania. Located within walking distance of the Launceston city centre, York Park is perfectly situated as Launceston's sporting hub.

Servicing the northern Tasmanian region, York Park has played host to professional sporting fixtures in national competitions including A-League and Australian Football League. The venue also hosted a group stage match during the Rugby World Cup in 2003.



## York Park

Venue ownership and operations	<p>Owner: City of Launceston</p> <p>Operator: City of Launceston</p> <p>Main users:</p> <ul style="list-style-type: none"> <li>• Melbourne Victory FC (A-League)</li> <li>• Australian Football League</li> <li>• Cricket Tasmania</li> </ul>
Public transport access	 The stadium is well served by buses within and external to city boundaries.
Temporary facilities cost	USD 2,873,865 (indexed to 2023)
Current use of the stadium	Multi-purpose venue hosting concerts and sporting events
Sporting events hosted at the stadium and average attendances	<p><b>A-League - Melbourne Victory FC</b></p> <ul style="list-style-type: none"> <li>• Average attendance: 5,753 (2012 - 2013)</li> <li>• Highest attendance: Melbourne Victory FC v Central Coast Mariners FC, 6,238 (2013)</li> </ul>



## 6.2.9 Auckland – Eden Park



Gross Capacity:

48,276



Proposed Competition Stages:

Official Opening, Group, R16, QF, SF, 3v4



With a history of rich sporting moments, Eden Park has been New Zealand's national stadium since 1903. With a capacity of 48,276, events at Eden Park offer an unmatched atmosphere for fans of live sport in New Zealand.



Following a USD 197 million re-development in preparation for the Rugby World Cup 2011, the stadium features world class lighting, audio-visual infrastructure and technology systems. Its upgraded stands include generous multi-purpose hospitality facilities and offers ample accessible facilities for spectators with mobility challenges.

'The Park', as it is known, has seating capacity, transport connectivity and facilities that cater to all demographics, making it an excellent choice for event owners and spectators alike.

Eden Park has a proven track record of delivering successful events since 1903, including the 1950 Empire Games, World Masters Games 2017 Opening Ceremony, Rugby World Cup 1987 and opening games and finals of the Rugby World Cup 2011, ICC Cricket World Cup 1992 and 2015, the British and Irish Lions Tour 2017, and many annual All Blacks Rugby Union fixtures. The Park has also hosted several regular season A-League home football matches for the Wellington Phoenix, attracting record crowds.



## Eden Park

Venue ownership and operations	<p>Owner: The Eden Park Trust</p> <p>Operator: The Eden Park Trust</p> <p>Main users:</p> <ul style="list-style-type: none"> <li>• Wellington Phoenix FC (A-League)</li> <li>• New Zealand Rugby</li> <li>• Auckland Rugby</li> <li>• New Zealand Cricket</li> <li>• Auckland Cricket</li> </ul>
Public transport access	<p> Auckland Transport Western Line operates direct services to Eden Park from the city centre via other metropolitan areas and from the West. Additional train services are provided on major event days. The closest train station is located 300m from the stadium.</p> <p> Auckland Transport operates bus services on main arterial routes with additional major event bus services. Bus stops are located within 1km of the stadium.</p>
Planned construction / renovation costs	Pitch replacement works are planned at the end of 2020 as well as improvements to the East Stand at a cost of USD 2 million.
Source of financing	The Eden Park Trust, Auckland Council and other private funding
Temporary facilities cost	USD 3,329,495 (indexed to 2023)
Current use of the stadium	Multi-purpose venue hosting sporting events
Sporting events hosted at the stadium and average attendances	<p><b>A-League - Wellington Phoenix FC</b></p> <ul style="list-style-type: none"> <li>• Average attendance: 20,000 (2014 - 2019)</li> </ul> <p><b>Rugby Union - All Blacks</b></p> <ul style="list-style-type: none"> <li>• Average attendance: 46,000 (2011 - 2019)</li> <li>• Highest attendance: Rugby World Cup 2011 final, 60,000</li> </ul> <p><b>Cricket - New Zealand Cricket</b></p> <ul style="list-style-type: none"> <li>• Average attendance: One day, Twenty20 - 42,000 (with retractable seating in the south removed for outfield) (2011 - 2019)</li> </ul>

## 6.2.10 Wellington – Wellington Stadium



Gross Capacity:

39,000



Proposed Competition Stages:

Group, R16, QF, SF, 3v4





New Zealand's second-largest stadium, Wellington Stadium was built in 2000. The multi-purpose stadium features an open concourse with views of the playing field and excellent sight lines.

Wellington Stadium successfully hosted the FIFA U-20 World Cup 2015™ and the FIFA U-17 Women's World Cup 2008™ and is the official home of New Zealand's professional football team, Wellington Phoenix FC.

In recent years, Wellington Stadium has successfully hosted FIFA World Cup™ inter-continental play-offs for the New Zealand national football teams, making it the official home of New Zealand Football.

## Wellington Stadium

Venue ownership and operations	<p>Owner: Wellington Regional Stadium</p> <p>Operator: Wellington Regional Stadium Trust</p> <p>Main users:</p> <ul style="list-style-type: none"> <li>• New Zealand Football</li> <li>• Wellington Phoenix FC (A-League)</li> <li>• New Zealand Rugby</li> <li>• Super Rugby</li> <li>• New Zealand Cricket</li> </ul>
Public transport access	<p> Wellington Stadium is a short walk from the city centre of Wellington and only five minutes walk to the Central Wellington Railway Station. Wellington Rail operates direct services to Wellington Stadium from the city centre and other metropolitan areas, with additional direct express services every 10 minutes on major event days. The main hub for Wellington's train and bus network is 400m away from the stadium.</p> <p> Bus services to Wellington Stadium are available from all major routes throughout the metropolitan area. The bus terminal is adjacent to the main walkway entry point near the Wellington Railway Station at the southern end of Thorndon Quay.</p>
Planned construction / renovation costs	The stadium concourse will be upgraded, as will the hospitality areas including corporate boxes, lounges and catering areas at a cost of USD 3.8 million.
Source of financing	Wellington Regional Stadium
Temporary facilities cost	USD 1,029,297 (indexed to 2023)
Current use of the stadium	Multi-purpose venue hosting concerts and sporting events
Sporting events hosted at the stadium and average attendances	<p><b>Women's international football</b></p> <ul style="list-style-type: none"> <li>• FIFA U-17 Women's World Cup 2008™: average attendance, 9,000</li> </ul> <p><b>Men's international football - NZ Football - All Whites</b></p> <ul style="list-style-type: none"> <li>• Average attendance: 35,000 (2010 - 2019)</li> </ul> <p><b>A-League - Wellington Phoenix FC</b></p> <ul style="list-style-type: none"> <li>• Average attendance: 7,900 (2015 - 2019)</li> </ul> <p><b>Rugby Union - All Blacks</b></p> <ul style="list-style-type: none"> <li>• Average attendance: 39,000</li> </ul>



### 6.2.11 Christchurch – Christchurch Stadium

	Gross Capacity: <b>22,556</b>		Proposed Competition Stages: <b>Group, R16, QF, 3v4</b>
---	----------------------------------	---	--



Christchurch Stadium was built in 2010 following the earthquake that rocked the city. Christchurch Stadium will connect the 2023 FWWC to one of our biggest cities.

Christchurch Stadium hosted the FIFA U-20 World Cup 2015™, the British and Irish Lions Tour 2017, 2017 Rugby League World Cup and All Blacks Rugby Union matches. It serves as the venue for provincial and international Rugby Union and Rugby League matches, outdoor concerts and shows.

## Christchurch Stadium

Venue ownership and operations	<p>Owner: Christchurch Stadium Trust</p> <p>Operator: Christchurch Stadium Trust</p> <p>Main users:</p> <ul style="list-style-type: none"> <li>• New Zealand Rugby</li> <li>• Super Rugby</li> </ul>
Public transport access	 Public metropolitan buses deliver spectators within a five minute walking distance of the stadium. Christchurch Transport operate bus services to Christchurch Stadium, with additional major event bus services across most major routes throughout the metropolitan area.
Temporary facilities cost	USD 2,244,177 (indexed to 2023)
Current use of the stadium	Multi-purpose venue hosting concerts and sporting events
Sporting events hosted at the stadium and average attendances	<p><b>Men's international football</b></p> <ul style="list-style-type: none"> <li>• FIFA U-20 World Cup 2015™: average attendance, 12,000</li> </ul> <p><b>Rugby Union - Canterbury Rugby Union</b></p> <ul style="list-style-type: none"> <li>• Average attendance: 15,000 (2015 - 2019)</li> </ul>





### 6.2.12 Hamilton – Waikato Stadium

	Gross Capacity: <b>25,111</b>		Proposed Competition Stages: <b>Group, R16, QF, 3v4</b>
---	----------------------------------	---	--





Completed in 2002, Hamilton’s Waikato Stadium continues to build on its proud history by hosting a range of world class international sports fixtures each year, including hosting the FIFA U-20 World Cup 2015™ and the FIFA U-17 Women’s World Cup 2008™, as well as many professional and international Rugby Union matches.

Waikato Stadium is an easy walk from Hamilton’s city centre.




## Waikato Stadium

Venue ownership and operations	<p>Owner: Hamilton City Council</p> <p>Operator: H3 Group</p> <p>Main users:</p> <ul style="list-style-type: none"> <li>• New Zealand Rugby</li> <li>• Super Rugby</li> </ul>
Public transport access	<p> By mid 2020 there will be a regular train running between Auckland and Hamilton. It is a short walk from the train station to Waikato Stadium.</p> <p> The Hamilton bus service provides event day shuttles with a 10 minute frequency connecting the stadium to major transport hubs.</p>
Planned construction / renovation costs	<p>Installation of new turf on the playing surface as well as a new ring around the arena to FIFA Quality Programme standards is scheduled for completion in early 2020. Upgrades to the drainage and irrigation systems will complement the turf renovations at a cost of USD 0.8 million.</p>
Source of financing	Hamilton City Council
Temporary facilities cost	USD 1,610,542 (indexed to 2023)
Current use of the stadium	Multi-purpose venue hosting concerts and sporting events
Sporting events hosted at the stadium and average attendances	<p><b>Women's international football</b></p> <ul style="list-style-type: none"> <li>• FIFA U-17 Women's World Cup 2008™: average attendance, 9,000</li> </ul> <p><b>Men's international football</b></p> <ul style="list-style-type: none"> <li>• FIFA U-20 World Cup 2015™: average attendance, 15,000</li> </ul> <p><b>Rugby Union - All Blacks</b></p> <ul style="list-style-type: none"> <li>• Average attendance: 25,000</li> </ul>

## 6.2.13 Dunedin – Dunedin Stadium

 Gross Capacity: **28,744**

 Proposed Competition Stages: **Group, R16, QF, 3v4**





Dunedin Stadium is a state-of-the-art venue built in 2011. It is New Zealand's largest and most versatile indoor events arena.

A fully roofed, natural turf stadium, Dunedin Stadium delivers players, media, VIPs and fans comfortable year-round conditions.

Dunedin Stadium is an easy 20 minute walk from the Octagon (Dunedin's city centre) and is well connected to major bus and train services.



## Dunedin Stadium

Venue ownership and operations	<p>Owner: Dunedin Stadium Property Limited</p> <p>Operator: Dunedin Venues Management Limited</p> <p>Main users:</p> <ul style="list-style-type: none"> <li>• New Zealand Rugby</li> <li>• Super Rugby</li> </ul>
Public transport access	<p> Dunedin Railway Station (the city's main train station) is located 1.6km from Dunedin Stadium.</p> <p> Buses to destinations throughout the Dunedin bus network depart from stops located 400m from the stadium.</p>
Temporary facilities cost	USD\$ 1,706,653.46 (indexed to 2023)
Current use of the stadium	Multi-purpose venue hosting concerts and sporting events
Sporting events hosted at the stadium and average attendances	<p><b>Men's international football</b></p> <ul style="list-style-type: none"> <li>• FIFA U-20 World Cup 2015™: average attendance, 6,000</li> </ul> <p><b>Rugby Union - All Blacks</b></p> <ul style="list-style-type: none"> <li>• Average attendance: 28,000</li> </ul> <p><b>Rugby Union - Highlanders</b></p> <ul style="list-style-type: none"> <li>• Average attendance: 15,000</li> </ul>

This section should be read in conjunction with Bid Information Template No. 5: Overview of Stadiums.







# 07

## TEAM AND REFEREE FACILITIES

## 7.1 Introduction to team and referee facilities

### 7.1.1 Overview

As countries with enviable reputations as international tourist destinations, Australia and New Zealand offer FIFA Women's World Cup 2023™ (2023 FWWC) teams a wide range of accommodation options of exceptionally high quality. Equally, the proposed 2023 FWWC host cities feature a selection of excellent team training facilities.

Each of the nominated hotels is well versed in responding to the many and varied needs of players and referees, drawing on the experience of hosting domestic and international teams competing across various professional sporting competitions.

### 7.1.2 Team Base Camp facilities

The recent hosting experience of the AFC Asian Cup Australia 2015 provides a valuable reference point for assessing the quality and appropriateness of potential Team Base Camp facilities.

A total of 54 sites are proposed for the 2023 FWWC, offering teams a broad selection in host cities and regions across Australia and New Zealand.

### 7.1.3 Venue-specific team facilities

The four team hotels identified in each proposed host city are located within FIFA-specified distances of match and training venues. The requisite conferencing and meeting facilities are available at each site, as well as access to fitness and recovery facilities.

A corresponding high quality venue-specific training site has been identified within close proximity of each proposed team hotel, providing ease of access to fitness facilities.

### 7.1.4 Referee headquarters facilities

Recognising the importance of the role played by the 2023 FWWC referees, Sydney and Auckland have been identified as ideal locations for the Referee Headquarters (HQ).

Each of these cities will host a significant number of 2023 FWWC matches and is accessible from all other host cities through direct flights.

## 7.2 Team Base Camp facilities proposal

A total of 54 potential Team Base Camp locations have been identified across host cities and associated regions.





<b>Name of Team Base Camp hotel</b>	<b>Crowne Plaza Hunter Valley</b>	<b>Mantra Albury</b>
Location	Cessnock, New South Wales	Albury, New South Wales
★	★★★★	★★★★
🏠	414	146
✈️	61km / 48 mins	3.9km / 7 mins
🏀	7.7km / 12 mins	6.7km / 11 mins
<b>Name of Team Base Camp Training Site</b>	<b>Cessnock Sportsground</b>	<b>Lavington Sports Ground</b>
Brief overview of site	Multi-sport venue; AFC Asian Cup Australia 2015 Pre-Competition Camp site	Multi-sport venue; host to domestic football competition
Current use	Football and Rugby League	Football, Australian Rules Football and Rugby League

<b>Name of Team Base Camp hotel</b>	<b>Mercure Maitland Monte Pio</b>	<b>Novotel Sydney Manly Pacific</b>
Location	Maitland, New South Wales	Sydney, New South Wales
★	★★★★	★★★★
🏠	47	213
✈️	36.4km / 36 mins	23.1km / 55 mins
🏀	3.1km / 6 mins	13.3km / 26 mins
<b>Name of Team Base Camp Training Site</b>	<b>Maitland No.1 Sportsground</b>	<b>Sydney Academy of Sport</b>
Brief overview of site	Multi-sport venue; host to domestic football competition	Multi-sport venue; high performance training
Current use	Football and Rugby League	Football and Athletics

★ Star rating
🏠 No. of rooms
✈️ Distance to airport
🏀 Distance to training site

<b>Name of Team Base Camp hotel</b>	<b>Opal Cove Resort, Coffs Harbour</b>	<b>Rydges Port Macquarie</b>
Location	Coffs Harbour, New South Wales	Port Macquarie, New South Wales
★	★★★★	★★★★
🏠	130	119
✈️	10.3km / 14 mins	5.6km / 12 mins
🏀	12.7km / 18 mins	4.9km / 11 mins
<b>Name of Team Base Camp Training Site</b>	<b>Coffs Harbour International Stadium</b>	<b>Port Macquarie Regional Sports Stadium</b>
Brief overview of site	Multi-sport venue; host to international and domestic competition	Multi-sport venue; host to domestic football competition
Current use	Football, Australian Rules Football and Rugby League	Football, Rugby League and Rugby Union

<b>Name of Team Base Camp hotel</b>	<b>Sage Hotel Wollongong</b>	<b>Hotel Chadstone Melbourne – MGallery by Sofitel</b>
Location	Wollongong, New South Wales	Melbourne, Victoria
★	★★★★	★★★★★
🏠	168	248
✈️	21km / 21 mins	43.2km / 44 mins
🏀	10.3km / 14 mins	3.2km / 8 mins
<b>Name of Team Base Camp Training Site</b>	<b>Albert Butler Memorial Park</b>	<b>Jack Edwards Reserve</b>
Brief overview of site	Football venue; home to National Premier League club Wollongong Wolves FC	Football venue; home to National Premier League club Oakleigh Cannons Football Club
Current use	Football	Football

★ Star rating
🏠 No. of rooms
✈️ Distance to airport
🏀 Distance to training site

<b>Name of Team Base Camp hotel</b>	<b>Lancemore Mansion Hotel Werribee Park</b>	<b>Mercure Ballarat</b>
Location	Melbourne, Victoria	Ballarat, Victoria
★	★★★★★	★★★★
🏠	91	71
✈️	28.8km / 34 mins	106km / 70 mins
⚽	8.4km / 16 mins	3.6km / 6 mins
<b>Name of Team Base Camp Training Site</b>	<b>Galvin Park Reserve</b>	<b>Morshead Park Stadium</b>
Brief overview of site	Football venue; home to National Premier League club Werribee City Football Club	Football venue; AFC Asian Cup Australia 2015 Pre-Competition Camp site
Current use	Football	Football

<b>Name of Team Base Camp hotel</b>	<b>Quest Caroline Springs</b>	<b>Quest Dandenong Central</b>
Location	Melbourne, Victoria	Melbourne, Victoria
★	★★★★	★★★★
🏠	80	95
✈️	23.3km / 28 mins	52km / 48 mins
⚽	21km / 22 mins	1.9km / 6 mins
<b>Name of Team Base Camp Training Site</b>	<b>Grange Reserve</b>	<b>George Andrews Reserve</b>
Brief overview of site	Football venue; home to Hoppers Crossing Soccer Club	Football venue; home to National Premier League club Dandenong Thunder Football Club
Current use	Football	Football

★ Star rating
🏠 No. of rooms
✈️ Distance to airport
⚽ Distance to training site



<b>Name of Team Base Camp hotel</b>	<b>Emporium Hotel Southbank</b>	<b>Hilton Cairns</b>
Location	Brisbane, Queensland	Cairns, Queensland
★	★★★★★	★★★★★
🏠	143	263
✈️	18km / 26 mins	6.5km / 12 mins
⚽	18.7km / 25 mins	5.3km / 14 mins
<b>Name of Team Base Camp Training Site</b>	<b>Lions Stadium</b>	<b>Endeavour Park</b>
Brief overview of site	Football venue; home to National Premier League club Lions Football Club	Football venue; home to Far North Queensland Football
Current use	Football	Football

<b>Name of Team Base Camp hotel</b>	<b>Hotel Grand Chancellor Townsville</b>	<b>InterContinental Sanctuary Cove Resort</b>
Location	Townsville, Queensland	Gold Coast, Queensland
★	★★★★★	★★★★★
🏠	200	243
✈️	6.2km / 11 mins	51.9km / 52 mins
⚽	7.3km / 11 mins	10.7km / 17 mins
<b>Name of Team Base Camp Training Site</b>	<b>Murray Sports Complex</b>	<b>Runaway Bay Sports Super Centre</b>
Brief overview of site	Multi-sport venue; catering to football in the local region	Multi-sport venue; designed for high performance
Current use	Football, Cricket, Basketball, Hockey	Football and Athletics

★ Star rating
🏠 No. of rooms
✈️ Distance to airport
⚽ Distance to training site

<b>Name of Team Base Camp hotel</b>	<b>The Sebel Brisbane Margate Beach</b>	<b>The Sebel Twin Waters</b>
Location	Brisbane, Queensland	Sunshine Coast, Queensland
★	★★★★	★★★★
🏠	58	78
✈️	29.1km / 29 mins	5.2km / 8 mins
🏆	4km / 8 mins	13.7km / 19 mins
<b>Name of Team Base Camp Training Site</b>	<b>Dolphin Stadium</b>	<b>Maroochydore Football Club</b>
Brief overview of site	Multi-sport venue; host to W-League and A-League competition matches	Football venue; home to Maroochydore Football Club
Current use	Football and Rugby League	Football

<b>Name of Team Base Camp hotel</b>	<b>Crowne Plaza Perth</b>	<b>Esplanade Hotel Fremantle by Rydges</b>
Location	Perth, Western Australia	Perth, Western Australia
★	★★★★	★★★★
🏠	189	300
✈️	14km / 20 mins	28.1km / 41 mins
🏆	10.4km / 22 mins	6.2km / 10 mins
<b>Name of Team Base Camp Training Site</b>	<b>WA State Football Centre</b>	<b>Dalmatinac Park</b>
Brief overview of site	Football venue; scheduled to open in 2022, the venue will be a home of football and high performance in Western Australia	Football venue; home to National Premier League club Cockburn City Soccer Club
Current use	Football	Football





★ Star rating
🏠 No. of rooms
✈️ Distance to airport
🏆 Distance to training site





<b>Name of Team Base Camp hotel</b>	<b>The Sebel Mandurah</b>	<b>Pullman Adelaide</b>
Location	Perth, Western Australia	Adelaide, South Australia
★	★★★★	★★★★★
🏠	89	308
✈️	83.3km / 76 mins	7.7km / 24 mins
⚽	6.2km / 16 mins	10km / 24 mins
<b>Name of Team Base Camp Training Site</b>	<b>Peelwood Reserve</b>	<b>Steve Woodcock Sports Centre</b>
Brief overview of site	Multi-sport venue; home to Mandurah City Football Club	Football venue; home to National Premier League club Campbelltown City Soccer Club
Current use	Football and Cricket	Football

<b>Name of Team Base Camp hotel</b>	<b>Abode Tuggeranong</b>	<b>Crowne Plaza Canberra</b>
Location	Canberra, Australian Capital Territory	Canberra, Australian Capital Territory
★	★★★★	★★★★★
🏠	82	296
✈️	22.2km / 23 mins	6.5km / 11 mins
⚽	1.2km / 5 mins	13.4km / 20 mins
<b>Name of Team Base Camp Training Site</b>	<b>Greenway Oval</b>	<b>McKellar Park</b>
Brief overview of site	Multi-sport venue; home to National Premier League club Tuggeranong United Football Club	Football venue; home to W-League club Canberra United FC and AFC Asian Cup Australia 2015 training site
Current use	Football and Australian Rules Football	Football

★ Star rating
🏠 No. of rooms
✈️ Distance to airport
⚽ Distance to training site



<b>Name of Team Base Camp hotel</b>	<b>Hotel Realm</b>	<b>Novotel Canberra</b>
Location	Canberra, Australian Capital Territory	Canberra, Australian Capital Territory
	★★★★★	★★★★★
	163	286
	6.2km / 10 mins	7.1km / 12 mins
	3km / 5 mins	8.4km / 15 mins
<b>Name of Team Base Camp Training Site</b>	<b>Deakin Stadium</b>	<b>AIS No.2 Grass Fields</b>
Brief overview of site	Football venue; home to National Premier League club Canberra FC and AFC Asian Cup Australia 2015 training site	Football venue; former Football Federation Australia Centre of Excellence
Current use	Football	Football

<b>Name of Team Base Camp hotel</b>	<b>QT Canberra</b>	<b>Rydges Capital Hill</b>
Location	Canberra, Australian Capital Territory	Canberra, Australian Capital Territory
	★★★★★	★★★★★
	205	186
	7.3km / 10 mins	7.7km / 11 mins
	13.4km / 19 mins	13.8km / 19 mins
<b>Name of Team Base Camp Training Site</b>	<b>Gungahlin Enclosed Oval</b>	<b>AIS No.1 Track and Field Centre</b>
Brief overview of site	Multi-sport venue; home to National Premier League club Gungahlin United Football Club	Multi-sport venue; Modern athletics facility with turf football pitch and AFC Asian Cup Australia 2015 Pre-Competition Camp site
Current use	Football, Australian Rules Football, Rugby League and Rugby Union	Football and Athletics

 Star rating
  No. of rooms
  Distance to airport
  Distance to training site

<b>Name of Team Base Camp hotel</b>	<b>Vibe Hotel Canberra</b>	<b>Hyatt Centric Hobart</b>
Location	Canberra, Australian Capital Territory	Hobart, Tasmania
★	★★★★	★★★★
🏠	191	221
✈️	0.2km / 2 mins	17.9km / 17 mins
⚽	8km / 11 mins	4.1km / 11 mins
<b>Name of Team Base Camp Training Site</b>	<b>Seiffert Oval</b>	<b>Wellesley Park</b>
Brief overview of site	Multi-sport venue; host to domestic W-League competition matches	Football venue; home to National Premier League club South Hobart Football Club
Current use	Football and Rugby League	Football

<b>Name of Team Base Camp hotel</b>	<b>Quality Hotel Gateway</b>	<b>Amora Hotel Auckland</b>
Location	Devonport, Tasmania	Auckland
★	★★★★	★★★★
🏠	89	149
✈️	9km / 12 mins	26.4km / 24 min
⚽	2.6km / 5 mins	7.1km / 16 mins
<b>Name of Team Base Camp Training Site</b>	<b>Valley Road Soccer Centre</b>	<b>Anderson Park</b>
Brief overview of site	Football venue; home to National Premier League club Devonport City Football Club	Football venue; home to Mount Albert Ponsonby Football Club
Current use	Football	Football

★ Star rating
🏠 No. of rooms
✈️ Distance to airport
⚽ Distance to training site

<b>Name of Team Base Camp hotel</b>	<b>Crowne Plaza Auckland</b>	<b>Grand Millennium Auckland</b>
Location	Auckland	Auckland
★	★★★★↓	★★★★↓
🏠	352	452
✈️	26.0km / 24 mins	25.7km / 22 mins
⚽	10.5km / 19 mins	14.8km / 15 mins
<b>Name of Team Base Camp Training Site</b>	<b>Keith Hay Park</b>	<b>Caribbean Drive</b>
Brief overview of site	Football venue; home to Three Kings United Football Club	Football venue; home to Albany United Football Club
Current use	Football	Football

<b>Name of Team Base Camp hotel</b>	<b>Hilton Auckland</b>	<b>Haka Hotel Suites Auckland City</b>
Location	Auckland	Auckland
★	★★★★★	★★★★
🏠	166	61
✈️	26.9km / 26 mins	26.5km / 25 min
⚽	13.6km / 19 mins	13.7km / 21 min
<b>Name of Team Base Camp Training Site</b>	<b>Shepherds Park</b>	<b>Brains Park</b>
Brief overview of site	Football venue; home to Birkenhead United Football Club	Football venue; home to West Auckland Association Football Club
Current use	Football	Football

★ Star rating
🏠 No. of rooms
✈️ Distance to airport
⚽ Distance to training site



<b>Name of Team Base Camp hotel</b>	<b>Leroy Suites Albany</b>	<b>M Social Auckland</b>
Location	Auckland	Auckland
★	★★★★	★★★★★
🏠	65	190
✈️	44.2km / 37 min	26.6km / 24 mins
⚽	15km / 18 min	8.9km / 18 mins
<b>Name of Team Base Camp Training Site</b>	<b>Scott Point Sustainable Sports Park</b>	<b>Madills Farm Reserve</b>
Brief overview of site	Multi-sport venue; scheduled to open in 2022, the venue will be home to the Northwest Auckland community and New Zealand's first fully sustainable sports park	Football venue; home to Eastern Suburbs Football Club
Current use	Multi-sport	Football

<b>Name of Team Base Camp hotel</b>	<b>Naumi Auckland Airport</b>	<b>Novotel Auckland Airport</b>
Location	Auckland	Auckland
★	★★★★★	★★★★★
🏠	193	263
✈️	3.6km / 6 mins	1.7km / 4 mins
⚽	15.3km / 19 mins	6.9km / 10 mins
<b>Name of Team Base Camp Training Site</b>	<b>Papatoetoe Recreation Reserve</b>	<b>Centre Park</b>
Brief overview of site	Football and Rugby Union venue; home to Papatoetoe Football and Rugby Clubs	Football venue; home to Mangere United Football Club
Current use	Football and Rugby Union	Football

★ Star rating
🏠 No. of rooms
✈️ Distance to airport
⚽ Distance to training site

<b>Name of Team Base Camp hotel</b>	<b>Novotel Auckland Ellerslie</b>	<b>Skycity Grand</b>
Location	Auckland	Auckland
★	★★★★☆	★★★★★
🏠	147	312
✈️	4.5km / 9 mins	26.2km / 24 mins
⚽	7.7km / 13 mins	11.1km / 16 mins
<b>Name of Team Base Camp Training Site</b>	<b>Waikaraka Park</b>	<b>Ken Maunder Park</b>
Brief overview of site	Football venue; home to Onehunga Sports Football Club	Football venue; home to Lynn Avon Football Club
Current use	Football	Football

<b>Name of Team Base Camp hotel</b>	<b>Sofitel Auckland Viaduct Harbour</b>	<b>Spencer on Byron Hotel</b>
Location	Auckland	Auckland
★	★★★★★	★★★★☆
🏠	171	249
✈️	26.6km / 26 mins	33.9km / 29 mins
⚽	11.1km / 12 mins	4.6km / 9 mins
<b>Name of Team Base Camp Training Site</b>	<b>Becroft Park</b>	<b>Allen Hill Stadium</b>
Brief overview of site	Football venue; home to Forrest Hill Milford United Football Club	Football venue; home to Northshore United Association Football Club
Current use	Football	Football

★ Star rating
🏠 No. of rooms
✈️ Distance to airport
⚽ Distance to training site

<b>Name of Team Base Camp hotel</b>	<b>VR Queen Street Hotel</b>	<b>Copthorne Hotel Wellington</b>
Location	Auckland	Wellington
★	★★★★☆	★★★★
🏠	80	118
✈️	27km / 26 mins	7.9km / 13 mins
⚽	14.9km / 19 mins	16.8km / 19 mins
<b>Name of Team Base Camp Training Site</b>	<b>McLeod Park</b>	<b>Newton Park 2</b>
Brief overview of site	Football venue; home to Waitemata Football Club	Football venue; home to Wellington United and FIFA U-20 World Cup 2015™ training site
Current use	Football	Rugby Union

<b>Name of Team Base Camp hotel</b>	<b>Rydges Latimer Christchurch</b>	<b>The Sudima</b>
Location	Christchurch	Christchurch
★	★★★★☆	★★★★☆
🏠	138	86
✈️	11.8km / 21 mins	10.1km / 19 mins
⚽	8km / 14 mins	2.5km / 5 mins
<b>Name of Team Base Camp Training Site</b>	<b>Ferrymead Park</b>	<b>St Albans</b>
Brief overview of site	Football venue; home to Ferrymead Bays Football Club and FIFA U-20 World Cup 2015™ training site	Football venue; home to St Albans Shirley Football Club
Current use	Football	Football

★ Star rating
🏠 No. of rooms
✈️ Distance to airport
⚽ Distance to training site



<b>Name of Team Base Camp hotel</b>	<b>Distinction Hotel</b>	<b>Civic Land Hotel</b>
Location	Dunedin	Napier
★	★★★★	★★★★★
🏠	121	120
✈️	28kms / 26 mins	6.4km / 11 mins
🏀	2.4km / 9 mins	7.2km / 12 mins
<b>Name of Team Base Camp Training Site</b>	<b>University Oval</b>	<b>McClean Park</b>
Brief overview of site	Rugby Union and cricket venue; home to Otago cricket and rugby associations as well as a training base for professional rugby team, the Highlanders	Multi-sport venue; home to Hawkes Bay Rugby Union and Central Districts Cricket Association.
Current use	Cricket and Rugby Union	Rugby Union and Cricket

<b>Name of Team Base Camp hotel</b>	<b>Scenic Hotel Te Pania</b>	<b>Novotel New Plymouth Hobson</b>
Location	Napier	New Plymouth
★	★★★★	★★★★★
🏠	113	85
✈️	6.4km / 11 mins	10.9km / 13 mins
🏀	7.2km / 12 mins	17.1km / 17 mins
<b>Name of Team Base Camp Training Site</b>	<b>Park Island Stadium</b>	<b>North Taranaki Sport and Recreation</b>
Brief overview of site	Football venue; home to Napier City Football Club.	Multi-sport venue; home to Ruakura Netball.
Current use	Football	Multi-sport

★ Star rating
🏠 No. of rooms
✈️ Distance to airport
🏀 Distance to training site

<b>Name of Team</b>	<b>The Devon Hotel</b>	<b>Hilton Queenstown</b>
<b>Base Camp hotel</b>		
Location	New Plymouth	Queenstown
★	★★★★	★★★★★
🏠	102	220
✈️	10.2km / 12 mins	3.4km / 5 mins
🏟️	19.2km / 20 mins	4.4km / 7 mins
<b>Name of Team</b>	<b>TET Stadium and Events</b>	<b>John Davies Oval</b>
<b>Base Camp</b>		
<b>Training Site</b>	<b>Stadium</b>	
Brief overview of site	Multi-sport venue; home to Inglewood United Football Club, Inglewood and Taranaki Athletics; FIFA U-20 World Cup 2015™ training site	Multi-sport venue; home to Otago cricket.
Current use	Multi-sport	Multi-sport

★ Star rating

🏠 No. of rooms

✈️ Distance to airport






🏟️ Distance to training site








## 7.3 Venue-specific team facilities proposal

### 7.3.1 Sydney

#### Stadium: Stadium Australia

<b>Name of team hotel</b>	<b>Hilton Parramatta</b>	<b>Novotel Sydney Olympic Park</b>
	★★★★★	★★★★
	245	177
	29.2km / 49 mins	20.4km / 41 mins
	13.5km / 24 mins	8.7km / 20 mins
	10.4km / 17 mins	1.2km / 4 mins
<b>Name of Training Site</b>	<b>Valentine Sports Park No.2</b>	<b>Melita Stadium</b>
Brief overview of site	Football venue; managed by Football NSW	Football venue; home to National Premier League club Parramatta FC
Current use	Football	Football

<b>Name of team hotel</b>	<b>Novotel Sydney West HQ</b>	<b>Rydges Norwest Sydney</b>
	★★★★	★★★★
	164	132
	44.6km / 48 mins	38.7km / 57 mins
	3.1km / 6 mins	3.5km / 8 mins
	25.5km / 28 mins	19.6km / 32 mins
<b>Name of Training Site</b>	<b>Western Sydney Wanderers Centre of Football</b>	<b>Valentine Sports Park No.1</b>
Brief overview of site	Football venue; elite training facility for the W-League / A-League club Western Sydney Wanderers FC	Football venue; managed by Football NSW
Current use	Football	Football

-  Star rating
-  No. of rooms
-  Distance to airport
-  Distance to training site
-  Distance to stadium



## Stadium: Sydney Football Stadium

Name of team hotel	<b>InterContinental Sydney Double Bay</b>	<b>Shangri-La Hotel Sydney</b>
★	★★★★★	★★★★★
🏠	140	565
✈️	11km / 28 mins	9.9km / 24 mins
⚽	6.7km / 20 mins	17.8km / 20 mins
🏟️	3.1km / 11 mins	4.2km / 13 mins
Name of Training Site	<b>ES Marks Athletics Field</b>	<b>Macquarie University</b>
Brief overview of site	Multi-sport venue; athletics facility with turf football pitch and surrounding running track	Multi-sport venue; training site for W-League / A-League club Sydney FC
Current use	Football and Athletics	Football and Australian Rules Football

Name of team hotel	<b>The William Inglis – MGallery by Sofitel</b>	<b>W Sydney</b>
★	★★★★★	★★★★★
🏠	144	586
✈️	23.7km / 27 mins	9.5km / 30 mins
⚽	10.6km / 22 mins	7.1km / 16 mins
🏟️	33.1km / 35 mins	4.6km / 19 mins
Name of Training Site	<b>Marconi Stadium</b>	<b>Leichhardt Oval</b>
Brief overview of site	Football venue; home to National Premier League club Marconi Stallions	Multi-sport venue; home to W-League / A-League club Sydney FC and AFC Asian Cup Australia 2015 training site
Current use	Football	Football and Rugby League

- ★ Star rating
- 🏠 No. of rooms
- ✈️ Distance to airport
- ⚽ Distance to training site
- 🏟️ Distance to stadium

## 7.3.2 Melbourne

### Stadium: Melbourne Rectangular Stadium

<b>Name of team hotel</b>	<b>InterContinental Melbourne The Rialto</b>	<b>Pullman Melbourne on the Park</b>
★	★★★★★	★★★★★
🏠	253	419
✈️	23.4km / 31 mins	24km / 42 mins
⚽	6.5km / 20 mins	9km / 23 mins
🏟️	2.8km / 13 mins	1.8km / 8 mins
<b>Name of Training Site</b>	<b>Reggio Calabria Club</b>	<b>John Cain Memorial Reserve</b>
Brief overview of site	Football venue; home to National Premier League club Avondale Football Club	Football venue; home to National Premier League club Northcote City Football Club
Current use	Football	Football

<b>Name of team hotel</b>	<b>Sofitel Melbourne on Collins</b>	<b>The Langham Melbourne</b>
★	★★★★★	★★★★★
🏠	363	388
✈️	23km / 38 mins	25.1km / 30 mins
⚽	4km / 17 mins	4.2km / 11 mins
🏟️	1.6km / 6 mins	1.7km / 6 mins
<b>Name of Training Site</b>	<b>Lakeside Stadium</b>	<b>SS Anderson Oval</b>
Brief overview of site	Multi-sport venue; AFC Asian Cup Australia 2015 training site; home to National Premier League club South Melbourne FC	Football venue; AFC Asian Cup Australia 2015 training site; home to National Premier League club Port Melbourne SC
Current use	Football and Athletics	Football

- ★ Star rating
- 🏠 No. of rooms
- ✈️ Distance to airport
- ⚽ Distance to training site
- 🏟️ Distance to stadium

### 7.3.3 Brisbane

#### Stadium: Brisbane Stadium

<b>Name of team hotel</b>	<b>Brisbane Marriott Hotel</b>	<b>Rydges South Bank Brisbane</b>
★	★★★★★	★★★★★
🏠	267	304
✈️	14.8km / 21 mins	17.5km / 24 mins
⚽	5.5km / 17 mins	4.9km / 11 mins
🏟️	2.8km / 10 mins	2.1km / 8 mins
<b>Name of Training Site</b>	<b>Spencer Park</b>	<b>Goodwin Park</b>
Brief overview of site	Football venue; home to National Premier League club Brisbane City Football Club	Football venue; home to National Premier League club Brisbane Olympic Football Club
Current use	Football	Football


<b>Name of team hotel</b>	<b>Sofitel Brisbane Central</b>	<b>The Westin Brisbane</b>
★	★★★★★	★★★★★
🏠	433	299
✈️	14.8km / 22 mins	19.5km / 24 mins
⚽	3km / 8 mins	13.7km / 19 mins
🏟️	2.8km / 8 mins	2.5km / 11 mins
<b>Name of Training Site</b>	<b>Perry Park</b>	<b>Queensland Sport and Athletics Centre</b>
Brief overview of site	Football venue; AFC Asian Cup Australia 2015 training site. Home to National Premier League club Brisbane Strikers FC	Multi-sport venue; AFC Asian Cup Australia 2015 training site
Current use	Football	Football and Athletics

- ★ Star rating
- 🏠 No. of rooms
- ✈️ Distance to airport
- ⚽ Distance to training site
- 🏟️ Distance to stadium








## 7.3.4 Perth

### Stadium: Perth Rectangular Stadium

Name of team hotel	Aloft Perth	Pan Pacific Perth
	★★★★	★★★★★
	224	486
	10.3km / 16 mins	14.6km / 22 mins
	13.5km / 19 mins	6.2km / 13 mins
	6km / 11 mins	2km / 7 mins
Name of Training Site	Hartfield Park	Frank Drago Reserve
Brief overview of site	Football venue; home to National Premier League club Forrestfield United FC	Football venue; home to National Premier League club Bayswater City Soccer Club
Current use	Football	Football

Name of team hotel	Rendezvous Hotel Perth Scarborough	The Westin Perth
	★★★★	★★★★★
	336	368
	29.3km / 35 mins	15.5km / 23 mins
	8.2km / 13 mins	2.9km / 10 mins
	16.3km / 26 mins	1.8km / 5 mins
Name of Training Site	Percy Doyle Reserve	Dorrien Gardens
Brief overview of site	Football venue; home to National Premier League club Sorrento FC	Football venue; home to W-League club Perth Glory FC and National Premier League club Perth Soccer Club
Current use	Football	Football

-  Star rating
-  No. of rooms
-  Distance to airport
-  Distance to training site
-  Distance to stadium

### 7.3.5 Adelaide

#### Stadium: Hindmarsh Stadium

<b>Name of team hotel</b>	<b>Hilton Adelaide</b>	<b>InterContinental Adelaide</b>
★	★★★★★	★★★★★
🏠	374	367
✈️	6.2km / 17 mins	7.4km / 22 mins
⚽	7.3km / 19 mins	10.8km / 25 mins
🏟️	4.5km / 13 mins	5.4km / 12 mins
<b>Name of Training Site</b>	<b>Marden Sports Complex</b>	<b>Croatian Sports Centre</b>
Brief overview of site	Football venue; home to National Premier League club Adelaide Blue Eagles	Football venue; home to National Premier League club Adelaide Raiders
Current use	Football	Football

<b>Name of team hotel</b>	<b>Mayfair Hotel</b>	<b>Quest Mawson Lakes</b>
★	★★★★★	★★★★
🏠	170	66
✈️	7km / 19 mins	21.1km / 30 mins
⚽	9.8km / 20 mins	5.5km / 10 mins
🏟️	3.9km / 13 min	16.4km / 18 mins
<b>Name of Training Site</b>	<b>Adelaide City Park</b>	<b>SA Football Centre</b>
Brief overview of site	Football venue; home to National Premier League club Adelaide City	Football venue; managed by Football Federation SA
Current use	Football	Football

- ★ Star rating
- 🏠 No. of rooms
- ✈️ Distance to airport
- ⚽ Distance to training site
- 🏟️ Distance to stadium

## 7.3.6 Newcastle

### Stadium: Newcastle Stadium

<b>Name of team hotel</b>	<b>Apollo International Hotel</b>	<b>Quality Hotel Noah's on the Beach</b>
★	★★★★	★★★★
🏠	95	91
✈️	28.7km / 37 mins	26.8km / 34 mins
⚽	4.5km / 8 mins	5km / 10 mins
🏟️	5.8km / 12 mins	6.7km / 17 mins
<b>Name of Training Site</b>	<b>Adamstown Oval No. 1</b>	<b>Darling Street Oval</b>
Brief overview of site	Football venue; home to Northern NSW National Premier League club Adamstown Rosebuds Football Club	Football venue; home to National Premier League club Olympic Football Club
Current use	Football	Football

<b>Name of team hotel</b>	<b>Rydges Newcastle</b>	<b>The Executive Inn</b>
★	★★★★	★★★★
🏠	175	135
✈️	26.3km / 30 mins	23.9km / 28 mins
⚽	1.9km / 6 mins	2km / 5 mins
🏟️	5.8km / 13 mins	1.3km / 4 mins
<b>Name of Training Site</b>	<b>No. 2 Sportsground</b>	<b>Magic Park</b>
Brief overview of site	Multi-sport venue; home to W-League club Newcastle Jets FC and AFC Asian Cup Australia 2015 training site	Football venue; home to National Premier League club Broadmeadow Magic Football Club and AFC Asian Cup Australia 2015 training site
Current use	Football and Rugby Union	Football

★ Star rating    🏠 No. of rooms    ✈️ Distance to airport  
 ⚽ Distance to training site    🏟️ Distance to stadium



## 7.3.7 Launceston

### Stadium: York Park

<b>Name of team hotel</b>	<b>Best Western Plus Launceston</b>	<b>Country Club Tasmania</b>
★	★★★★	★★★★
🏠	116	104
✈️	14.7km / 18 mins	14.9km / 14 mins
⚽	3km / 9 mins	9.9km / 16 mins
🏟️	1.2km / 5 mins	10.8km / 17 mins
<b>Name of Training Site</b>	<b>Churchill Park No. 1</b>	<b>NTCA</b>
Brief overview of site	Multi-sport venue; used by clubs in the local Northern Tasmania football competition	Multi-sport venue; home to National Premier League club Northern Rangers Football Club
Current use	Football and Cricket	Football and Cricket

<b>Name of team hotel</b>	<b>Hotel Grand Chancellor Launceston</b>	<b>Mantra Charles Hotel</b>
★	★★★★	★★★★
🏠	165	99
✈️	14.1km / 16 mins	13.3km / 13 mins
⚽	2.6km / 6 mins	4.2km / 11 mins
🏟️	1.2km / 5 mins	3.1km / 9 mins
<b>Name of Training Site</b>	<b>Birch Avenue</b>	<b>Churchill Park No. 2</b>
Brief overview of site	Football venue; home to National Premier League club Launceston United Football Club	Multi-sport venue; used by clubs in the local Northern Tasmania football competition
Current use	Football	Football and Cricket

- ★ Star rating
- 🏠 No. of rooms
- ✈️ Distance to airport
- ⚽ Distance to training site
- 🏟️ Distance to stadium

## New Zealand

### 7.3.8 Auckland

#### Stadium: Eden Park

Name of team hotel	<b>Four Points by Sheraton Auckland</b>	<b>Grand Mercure</b>
★	★★★★☆	★★★★☆
🏠	255	207
✈️	26km / 20 mins	28km / 22 mins
⚽	18km / 16mins	11km / 12 mins
🏟️	4km / 6 mins	5.3km / 9 mins
Name of Training Site	<b>North Harbour Stadium</b>	<b>Michaels Ave</b>
Brief overview of site	Football venue; home to New Zealand Football and FIFA U-20 World Cup 2015™ training site	Football venue; home to Ellerslie Association Football Club
Current use	Football	Football

Name of team hotel	<b>Heritage Auckland</b>	<b>Sky City Hotel</b>
★	★★★★☆	★★★★☆
🏠	167	323
✈️	26km / 20 mins	26km / 20 mins
⚽	16km / 12 mins	7.5km / 9 mins
🏟️	4.2km / 7 mins	4.0km / 6 mins
Name of Training Site	<b>Trust Arena</b>	<b>Seddon Fields</b>
Brief overview of site	Football venue; home to ISPS Handa Men's Premiership team, Waitakere United	Football venue; home to Western Springs Association Football Club
Current use	Football	Football

- ★ Star rating
- 🏠 No. of rooms
- ✈️ Distance to airport
- ⚽ Distance to training site
- 🏟️ Distance to stadium

## 7.3.9 Wellington

### Stadium: Wellington Stadium

<b>Name of team hotel</b>	<b>Bolton Hotel</b>	<b>Intercontinental Wellington</b>
★	★★★★★	★★★★★
🏠	139	234
✈️	10.2km / 16 mins	9.1km / 14 mins
⚽	4.8km / 12 mins	5.3km / 10 mins
🏟️	1.8km / 3 mins	1.6km / 3 mins
<b>Name of Training Site</b>	<b>Newtown Park 1</b>	<b>Martin Luckie Park</b>
Brief overview of site	Football venue; home to Wellington United and FIFA U-20 World Cup 2015™ training site	Football venue; home to A-League professional sports club, the Wellington Phoenix FC
Current use	Football	Football

<b>Name of team hotel</b>	<b>Rydges Wellington</b>	<b>Sofitel Wellington</b>
★	★★★★★	★★★★★
🏠	280	129
✈️	9.4km / 14 mins	10.2km / 16 mins
⚽	4.3km / 9 mins	9.6km / 16 mins
🏟️	1.2km / 4 mins	1.8km / 4 mins
<b>Name of Training Site</b>	<b>Rugby League Park</b>	<b>David Farrington Park</b>
Brief overview of site	Rugby Union venue; home to Super Rugby professional sports club, the Hurricanes	Football venue; home to ISPS Handa Men's Premiership team, Team Wellington and FIFA U-20 World Cup 2015™ training site
Current use	Rugby Union	Football

- ★ Star rating
- 🏠 No. of rooms
- ✈️ Distance to airport
- ⚽ Distance to training site
- 🏟️ Distance to stadium








## 7.3.10 Christchurch

### Stadium: Christchurch Stadium

Name of team hotel	Chateau on the Park	Crowne Plaza Christchurch
	★★★★★	★★★★☆
	192	204
	7.7km / 12 mins	9.7km / 14 mins
	6.4km / 10 mins	9.2km / 14 mins
	3.2km / 7 mins	4.4km / 10 mins
Name of Training Site	Nga Puna Wai	Avonhead Park
Brief overview of site	Multi-sport venue; a new Sports Hub home to Canterbury athletics, hockey, tennis and rugby league. Combines community playing fields with international standard sports facilities	Football venue; home to FC Twenty 11 Football Club and FIFA U-20 World Cup 2015™ training site
Current use	Football, Hockey, Athletics, Tennis and Rugby League	Football

Name of team hotel	Distinction Christchurch	Novotel Christchurch
	★★★★☆	★★★★
	179	154
	10km / 14 mins	9.9km / 14 mins
	5.1km / 10 mins	5.1km / 9 mins
	4.1km / 9 mins	4.2km / 10 mins
Name of Training Site	Linfield Park	Garrick Park
Brief overview of site	Football venue; home to Coastal Spirit Football Club and FIFA U-20 World Cup 2015™ training site	Football venue; home to Cashmere Technical Football Club and FIFA U-20 World Cup 2015™ training site
Current use	Football	Football

 Star rating  
  No. of rooms  
  Distance to airport  
 Distance to training site  
  Distance to stadium

## 7.3.11 Hamilton

### Stadium: Waikato Stadium

<b>Name of team hotel</b>	<b>Distinction Hamilton Hotel &amp; Conference Centre</b>	<b>Ibis Hamilton Tainui</b>
★	★★★★	★★★★
🏠	147	126
✈️	18.8km / 26 mins	15.4km / 22 mins
⚽	9.7km / 16 mins	3.6km / 10 mins
🏟️	3.2km / 6 mins	2km / 7 mins
<b>Name of Training Site</b>	<b>Rototuna Sports Park</b>	<b>Gower Park</b>
Brief overview of site	Multi-sport venue; a new sports hub under development	Football venue; home to Melville United Football Club and FIFA U-20 World Cup 2015™ training site
Current use	Due to be completed in 2020	Football

<b>Name of team hotel</b>	<b>Novotel Hamilton Tainui</b>	<b>Ventura Inn &amp; Suites Hamilton</b>
★	★★★★	★★★★
🏠	217	50
✈️	15.3km / 21 mins	14.2km / 17 mins
⚽	2km / 6 mins	5.7km / 12 mins
🏟️	2km / 6 mins	2.6km / 7 mins
<b>Name of Training Site</b>	<b>Beetham Park</b>	<b>Porritt Stadium</b>
Brief overview of site	Multi-sport venue; home to Waikato Rugby Union and formerly WaiBOP United Football Club and FIFA U-20 World Cup 2015™ training site	Football venue; home to Hamilton Wanderers Association Football Club and FIFA U-20 World Cup 2015™ training site
Current use	Football and Rugby Union	Football






- ★ Star rating    🏠 No. of rooms    ✈️ Distance to airport  
 ⚽ Distance to training site    🏟️ Distance to stadium

## 7.3.12 Dunedin

### Stadium: Dunedin Stadium

<b>Name of team hotel</b>	<b>Heritage Dunedin Leisure Lodge</b>	<b>Scenic Hotel Dunedin City</b>
	★★★★★	★★★★★
	76	122
	30.3km / 26 mins	28.1km / 22 mins
	2.9km / 6 mins	16.5km / 16 mins
	2.5km / 5 mins	3.0km / 6 mins
<b>Name of Training Site</b>	<b>Caledonian Sportsground</b>	<b>Mosgiel Memorial Park</b>
Brief overview of site	Multi-sport venue; home of Dunedin athletics and formerly home to Otago United Football Club and Football South	Football venue; home to Mosgiel Association Football Club and FIFA U-20 World Cup 2015™ training site
Current use	Football and Athletics	Football

<b>Name of team hotel</b>	<b>Scenic Hotel Southern Cross</b>	<b>Wains Hotel</b>
	★★★★★	★★★★★
	178	50
	28km / 22 mins	28.1km / 22 mins
	4.4km / 8 mins	8.9km / 10 mins
	3.4km / 6mins	3.2km / 6 mins
<b>Name of Training Site</b>	<b>Tahuna Park</b>	<b>Opoho Park</b>
Brief overview of site	Football venue; home of Dunedin Technical Association Football Club	Football venue; home of Green Island Football Club
Current use	Football	Football

-  Star rating
-  No. of rooms
-  Distance to airport
-  Distance to training site
-  Distance to stadium



## 7.4 Referee Headquarters (HQ) facilities proposal

The proposed Referee Base Camp hotels and training sites are put forward after careful consideration of referee requirements.

In both Sydney and Auckland, the referees can be assured of a seamless, high quality accommodation experience that provides all fitness facility and conference space needs. The Pullman Sydney Olympic Park has specific football experience, having previously hosted

the referees for the AFC Asian Cup Australia 2015, while the Sydney Olympic Park Athletics Centre served as a training base for referees throughout the AFC Asian Cup Australia 2015. Auckland's Crossfield's Reserve also has specific footballing experience as it is home to Eastern Suburbs Football Club and was a FIFA U-20 World Cup 2015™ training site. Australia and New Zealand will work closely with FIFA to agree on the final locations for these facilities.

City	Sydney	Auckland
Name of Referee Base Camp hotel	<b>Pullman Sydney Olympic Park</b>	<b>Rydges Auckland</b>
★	★★★★★	★★★★☆
🏠	218	267
✈️	20.4km / 41 mins	26km / 22 mins
⚽	1.7km / 4 mins	13km / 22 mins
🏟️	Stadium Australia - 1.2km / 4 mins (10 mins on foot) Sydney Football Stadium - 18.6km / 43 mins	3.0km / 6 mins
Name of Referee Base Camp Training Site	<b>Sydney Olympic Park Athletics Centre</b>	<b>Crossfield's Reserve</b>
Brief overview of site	Multi-sport venue; modern athletics facility with two turf football pitches and associated facilities; AFC Asian Cup Australia 2015 Referee Base Camp	Football venue; home to Eastern Suburbs Football Club and FIFA U-20 World Cup 2015™ training site
Current use	Football and Athletics	Football

- ★ Star rating
- 🏠 No. of rooms
- ✈️ Distance to airport
- ⚽ Distance to training site
- 🏟️ Distance to stadium

This section should be read in conjunction with Bid Information Template No. 6: Overview of Team and Referee Facilities.











# 08

## IBC SITE

## 8.1 IBC location and key features

The state-of-the-art International Broadcast Centre (IBC) will provide the hub for the tournament telecommunications solution, enabling the distribution of broadcast and media content across the world.

### 8.1.1 Proposed IBC location

It is proposed the main IBC is located in Sydney with a secondary IBC located in Auckland.

Conveniently located adjacent to Stadium Australia, the **Sydney Olympic Park IBC** offers two generous-sized halls and all requisite facilities.

Due for completion in 2021, the **New Zealand International Convention Centre** in Auckland will be the largest, most versatile conference and exhibition space in the country.

As the most populous cities in each of Australia and New Zealand, it is anticipated Sydney and Auckland will each host a significant number of matches. These cities benefit from iconic settings that could be featured by broadcasters seeking to showcase the countries and the tournament. Both Sydney and Auckland are also major hubs for domestic and international flights and offer a full range of hotels catering to the requirements of every stakeholder.

Sydney and Auckland are home to the leading broadcast networks in their respective countries, including pay TV providers and the commercial free-to-air networks. Both cities have extensive experience in hosting international broadcasters for major international sporting events and are well versed in the provision of full broadcast technical and operational services.

Both the proposed venues are world class production centres that will be customised and upscaled to meet all event-related broadcast requirements. The facilities promise to provide ideal working conditions for broadcast stakeholders, supported by robust telecommunications infrastructure and significant redundancy. Production control rooms, audio suites, editing facilities and full support services will also be incorporated.

### 8.1.2 Video Assistant Referee support

The IBC will also incorporate the facilities for full Video Assistant Referees (VAR) support for the duration of the tournament. Football Federation Australia (FFA) currently operates a VAR service to support domestic football competitions.



### 8.1.3 Features of the proposed IBC sites

	Sydney – main IBC	Auckland – secondary IBC
Facility and location	Sydney Olympic Park IBC	New Zealand International Convention Centre
Distances from key sites	<ul style="list-style-type: none"> <li>• 17.1km - city centre</li> <li>• 19.2km - Sydney Football Stadium</li> <li>• 0.2km - Stadium Australia</li> <li>• 18.9km - Sydney Airport</li> </ul>	<ul style="list-style-type: none"> <li>• 0.2km - city centre</li> <li>• 3.9km - Eden Park</li> <li>• 27km - Auckland Airport</li> </ul>
Date of construction	December 1996	Will be completed in 2021
Ownership	Sydney Olympic Park Authority (NSW Government)	SkyCity Entertainment Group
Indoor spaces	<ul style="list-style-type: none"> <li>• Two adjacent halls connected by administration and amenities areas</li> <li>• 7,500m<sup>2</sup> indoor space</li> <li>• Minimum 10m horizontal height from floor (maximum 16m)</li> </ul>	<ul style="list-style-type: none"> <li>• 32,500m<sup>2</sup></li> <li>• 10,350m<sup>2</sup> at 8m studio height</li> </ul>
Outdoor spaces	<ul style="list-style-type: none"> <li>• 2,250m<sup>2</sup> of open air space</li> </ul>	<ul style="list-style-type: none"> <li>• 1,200m<sup>2</sup> of underground space</li> <li>• 6,500m<sup>2</sup> of open air space</li> </ul>
Infrastructure: power, connectivity and lighting	<ul style="list-style-type: none"> <li>• Three-phase power to the site drawn from the main local power grid with alternate power source available</li> <li>• Lighting levels of 1,100 lux</li> <li>• Fibre and WiFi connectivity is available throughout the venue</li> </ul>	<ul style="list-style-type: none"> <li>• Full power with back-up generator onsite</li> <li>• Controllable room lighting</li> <li>• IT support provided by a fully staffed in-house team</li> <li>• Fibre and WiFi connectivity is available throughout the venue</li> </ul>
Support facilities	<ul style="list-style-type: none"> <li>• Catering services can be facilitated onsite; additional restaurant options located a short walk away</li> <li>• Full cleaning and waste management services</li> </ul>	<ul style="list-style-type: none"> <li>• Catering, waste management and cleaning services can be facilitated through fully staffed in-house teams</li> <li>• Additional restaurants located within the nearby precinct</li> </ul>
Parking	<ul style="list-style-type: none"> <li>• 75 parking spaces available within the venue</li> <li>• Over 10,000 additional spaces located within the precinct</li> </ul>	<ul style="list-style-type: none"> <li>• 330 parking spaces available underground</li> <li>• 500 parking spaces available at the nearby City Works Depot</li> </ul>

This section should be read in conjunction with Bid Information Template No. 11: Overview of IBC Site.





# 09

## COMPETITION-RELATED EVENT SITES

## 9.1 Concept for Competition-related events

The Draw and Team Workshop are crucial components of the lead-up to the staging of the FIFA Women's World Cup 2023™ (2023 FWWC) and will be planned and delivered as extensions of the tournament itself.

These events, and the associated activities, represent important opportunities for raising the tournament profile and building excitement throughout the host countries. Auckland is proposed as the location for staging both the Draw and the Team Workshop. World class venues in an iconic location will showcase the tournament, inviting the world to be part of the 2023 FWWC.

It is proposed that the Sydney Opera House would host other ancillary events should they be held in conjunction with the 2023 FWWC.

### 9.1.1 Draw and Team Workshop site 1 – Aotea Centre, Auckland

Aotea Centre is the flagship venue for Auckland conventions and events. Housing New Zealand's largest modern tiered auditorium, it can seat up to 3,000 people over three levels and features expansive foyers with a range of flexible meeting spaces and multiple breakout rooms. The centre can host small intimate gatherings as well as large, world class conferences and events.

Situated in the middle of the Auckland city centre, the Aotea Centre is conveniently located, with shopping, dining, accommodation and entertainment options as well as public transport located within easy walking distance.

The building boasts world class technology throughout. All spaces have wired and wireless connections. Rooms can be easily data-linked, making the venue ideal for large conventions requiring multiple rooms.

#### Aotea Centre overview

Date of construction	1990
Ownership	Auckland Council
Size	48,000m <sup>2</sup> across 22 function and meeting spaces; the largest being the Huana Rooms, offering 909m <sup>2</sup> of event space
Capacity	Up to 3,000 persons (configuration-dependent)
Key features	<ul style="list-style-type: none"> <li>• 8 - 22 rooms available (configuration-dependent)</li> <li>• Four different room configuration options</li> <li>• Each space has all the technical requirements for the successful staging of an event</li> <li>• Walking distance to major Auckland hotels</li> <li>• Additional conference and function rooms available to cater for office space or smaller meetings as required</li> </ul>
Key events hosted	Concerts, musical theatre and conferences
Distance / time to Auckland city centre	0.5km / 3 mins
Distance / time to airport	26km / 26 mins



### 9.1.2 Draw and Team Workshop site 2 – New Zealand International Convention Centre (NZICC), Auckland

Due for completion in 2021, the NZICC is located in Auckland’s city centre, within easy access of over 6,000 hotel rooms, entertainment precincts and tourist amenities.

With 32,500m<sup>2</sup> of event space it is capable of hosting conferences of up to 3,150 people and events for approximately 4,000 people.

The design enables the 33 meeting spaces to be flexibly configured.

The NZICC will feature a transparent, open design with high ceilings, panoramic views and flexible, dynamic spaces. The building and façade is designed with a unique New Zealand identity, adorned with two of the largest works of public art ever created in the country.

#### NZICC overview

Date of construction	Due for completion in 2021
Ownership	SkyCity Entertainment Group
Size	32,500m <sup>2</sup> total
Capacity	Up to 4,000 persons
Key features	<ul style="list-style-type: none"> <li>• 33 meeting spaces</li> <li>• Divisible 2,850 seat theatre</li> <li>• 6,674m<sup>2</sup> multi-purpose hall space</li> <li>• 1,000 hotel rooms connected via an airbridge</li> <li>• 1,327 car parks</li> </ul>
Key events hosted	The NZICC is a new venue and will host conventions and exhibitions from 2021
Distance / time to Auckland city centre	0.5km / 3 mins
Distance / time to airport	26km / 26 mins

## 9.2 Other ancillary events

The Sydney Opera House, Australia’s number one tourist destination, is an iconic venue located at Bennelong Point on Sydney Harbour. It is one of the most innovative and spectacular performing arts venues in the world and has previously hosted large-scale events including the 2008 FIFA Congress and the AFC Asian Cup Australia 2015 Final Draw. The Concert Hall provides a majestic setting and the Sydney Opera House offers the requisite spaces for meetings and functions associated with the event.

This section should be read in conjunction with Bid Information Template No.12: Overview of Competition-related Event Sites.



# C

## EVENT SERVICES

### SECTIONS

---

Accommodation	10
Transport	11
Safety and security	12
Health, medical and doping control	13
Information technology and telecommunications	14





# 10

## ACCOMMODATION



## 10.1 The accommodation offering

Australia and New Zealand are popular and highly regarded business and leisure tourism destinations. Australia welcomed 9.25 million international visitors during the year ending March 2019. The collective expenditure by international visitors, amounting to some USD 39.0 billion in 2018, makes tourism one of the nation's most important growth industries. Tourism is equally important in New Zealand. International visitors to New Zealand numbered 3.7 million during the year ending March 2019, generating expenditure of USD 9.0 billion.

Reflecting the key role tourism plays across both countries, Australia and New Zealand have extensive inventories of hotel accommodation catering to the varied needs of guests. Both markets benefit from considerable experience in hosting travelling sporting delegations and elite international teams, including most recently the Gold Coast 2018 Commonwealth Games, AFC Asian Cup Australia 2015, ICC Men's Cricket World Cup 2015, Rugby League World Cup 2017, World Masters Games 2017, FIFA U-20 World Cup 2015™, and Rugby World Cup 2011.

For the FIFA Women's World Cup 2023™ (2023 FWWC) in Australia and New Zealand, the highest quality hotels have been identified for each stakeholder, in accordance with their specific requirements.

In every case, the options identified are best suited to the relevant stakeholder groups and are capable of meeting all FIFA requirements. The proximity of proposed hotels to stadiums, training sites and the city centre has been a key factor.

Specifically, in relation to FIFA Headquarters and FIFA Venue hotels, each proposed facility is conveniently located within the city centre, close to both competition and non-competition venues. The hotels feature the requisite conferencing and meeting facilities and meet all FIFA operational requirements, including transport, catering and laundry services.

Similarly, the proposed FIFA VIP hotels are all conveniently located within the city centre with access to numerous entertainment and dining options and within reasonable distance of official venues. Each offers a broad range of room categories to cater for all levels of VIP, and enjoys access to key amenities, such as on-site restaurants, business facilities and fitness centres.

In addition, four and five-star hotel options have been identified to meet the accommodation requirements of broadcast and media rights licensees, accredited media and commercial affiliates.





## 10.2 Host city accommodation facilities - Australia

### 10.2.1 Sydney

Existing and planned hotel rooms by 2023

★★★★★	★★★★	★★★	Other (Airbnb & cabins)	Total
16,097	21,740	9,577	41,851	89,265

#### FIFA hotel proposal

	Main FIFA HQ hotel	FIFA VIP hotel
<b>Name of hotel</b>	<b>Four Seasons Sydney</b>	<b>The Fullerton Hotel Sydney</b>
Overview	The Four Seasons Sydney served as the AFC Headquarters and hotel for the AFC Asian Cup Australia 2015, flawlessly meeting all AFC requirements. Located within Sydney's historic The Rocks district, the Four Seasons Sydney is within easy walking distance of the city centre, the Sydney Opera House, the Circular Quay precinct and an array of shops and restaurants.	Located in Martin Place amongst a range of shops and restaurants, the Fullerton Hotel Sydney is one of Sydney's premium accommodation venues. Offering outstanding modern facilities and superior service. The hotel features an award-winning restaurant, an executive club and a fitness facility.
Proposed stakeholder group	FIFA Delegation	VIP Delegation
★	★★★★★	★★★★★
🏠	531	416
🏟️	<b>Stadium Australia</b> 17.3km / 41 mins	<b>Stadium Australia</b> 16.4km / 40 mins
🏟️	<b>Sydney Football Stadium</b> 4km / 12 mins	<b>Sydney Football Stadium</b> 3.2km / 12 mins
✈️	9.9km / 24 mins	8.3km / 24 mins

★ Star rating
🏠 No. of rooms
🏟️ Distance to stadium
✈️ Distance to airport

## 10.2.2 Melbourne

Existing and planned hotel rooms by 2023

★★★★★	★★★★	★★★	Other (Airbnb & cabins)	Total
9,176	24,121	7,687	24,601	65,585

### FIFA venue hotel proposal

Name of hotel	<b>Grand Hyatt Melbourne</b>
Overview	The Grand Hyatt Melbourne is located a short drive to the proposed match venues in Melbourne and offers convenient access to Federation Square, the National Gallery of Victoria, shopping precincts, theatres and high-quality restaurants. It offers a range of nearby leisure and entertainment options.
Proposed stakeholder group	FIFA Delegation
★	★★★★★
🏠	550
🏟️	<b>Melbourne Rectangular Stadium</b> 1.8km / 8 mins
✈️	22.6km / 38 mins

★ Star rating
🏠 No. of rooms
🏟️ Distance to stadium
✈️ Distance to airport



### 10.2.3 Brisbane

Existing and planned hotel rooms by 2023

★★★★★	★★★★	★★★	Other (Airbnb & cabins)	Total
4,261	12,388	4,676	7,447	28,772

#### FIFA venue hotel proposal

Name of hotel	W Brisbane
Overview	Overlooking the Brisbane River, W Brisbane's luxury design, stellar river views, and focus on cuisine and culture complements the vibrant Brisbane lifestyle. Hotel features include a heated outdoor pool, spa, fitness centre, restaurant and dynamic meeting and event spaces.
Proposed stakeholder group	FIFA Delegation
★	★★★★★
🏠	312
🏟️	<b>Brisbane Stadium</b> 1.9km / 9 mins
✈️	18.1km / 22 mins

★ Star rating

🏠 No. of rooms

🏟️ Distance to stadium

✈️ Distance to airport





## 10.2.4 Perth

Existing and planned hotel rooms by 2023

★★★★★	★★★★	★★★	Other (Airbnb & cabins)	Total
3,905	7,943	3,057	7,483	22,388

### FIFA venue hotel proposal

<b>Name of hotel</b>	<b>The Ritz-Carlton, Perth</b>
Overview	The Ritz-Carlton Perth is located in a prominent foreshore location in Elizabeth Quay, offering spectacular views of the Swan River. The hotel's amenities include a vitality pool, fitness centre, rooftop bar and lounge, restaurant, meeting room and The Ritz-Carlton Spa.
Proposed stakeholder group	FIFA Delegation
★	★★★★★
🏠	204
🏟️	<b>Perth Rectangular Stadium</b> 2km / 9 mins
✈️	15.6km / 25 mins

★ Star rating

🏠 No. of rooms

🏟️ Distance to stadium

✈️ Distance to airport



## 10.2.5 Adelaide

Existing and planned hotel rooms by 2023

★★★★★	★★★★	★★★	Other (Airbnb & cabins)	Total
2,778	4,493	2,761	4,641	14,673

### FIFA venue hotel proposal

Name of hotel	<b>Sofitel Adelaide</b>
Overview	Scheduled to open in 2020, Sofitel Adelaide will offer luxury accommodation suitable for business and leisure travellers. The hotel will include a swimming pool, fitness centre, in-house restaurant and bar and VIP club lounge.
Proposed stakeholder group	FIFA Delegation
★	★★★★★
🏠	250
🏟️	<b>Hindmarsh Stadium</b> 4.3km / 14 mins
✈️	7.2km / 23 mins

★ Star rating
🏠 No. of rooms
🏟️ Distance to stadium
✈️ Distance to airport





## 10.2.6 Newcastle

Existing and planned hotel rooms by 2023

★★★★★	★★★★	★★★	Other (Airbnb & cabins)	Total
330	3,142	2,368	1,946	7,786

### FIFA venue hotel proposal

Name of hotel	<b>Novotel Newcastle Beach</b>
Overview	Situated on the doorstep of the beach, Novotel Newcastle Beach is conveniently located among the city's restaurants, cafés and bars. Designated as the AFC hotel for the AFC Asian Cup Australia 2015, this hotel features magnificent views of Australia's east coast as well as an onsite restaurant and spacious, flexible conferencing facilities.
Proposed stakeholder group	FIFA Delegation
★	★★★★
🏠	88
🏟️	<b>Newcastle Stadium</b> 6.4km / 16 mins
✈️	27.3km / 33 mins

★ Star rating
🏠 No. of rooms
🏟️ Distance to stadium
✈️ Distance to airport





## 10.2.7 Launceston

Existing and planned hotel rooms by 2023

★★★★★	★★★★	Other (Airbnb & cabins)	Total
1,084	832	831	2,747

### FIFA venue hotel proposal

Name of hotel	Peppers Silo Hotel
Overview	Overlooking the Tamar River Basin and Cataract Gorge, Peppers Silo Hotel is an iconic landmark providing a unique place to stay in Launceston. Purpose-built conference and event spaces feature indoor/outdoor options as well as a restaurant and café offering breathtaking river views.
Proposed stakeholder group	FIFA Delegation
★	★★★★★
🏠	108
🏟️	York Park 1.4km / 5 mins
✈️	14.9km / 18 mins

★ Star rating

🏠 No. of rooms

🏟️ Distance to stadium

✈️ Distance to airport



## 10.3 Host city accommodation facilities - New Zealand

### 10.3.1 Auckland

Existing and planned hotel rooms by 2023

★★★★★	★★★★	★★★	Other (Airbnb & cabins)	Total
4,739	7,827	1,438	10,000	24,004

#### FIFA hotel proposal

	Secondary FIFA HQ hotel	FIFA VIP hotel
<b>Name of hotel</b>	<b>Cordis, Auckland</b>	<b>Pullman Auckland</b>
Overview	At the heart of Auckland's lively uptown area, Cordis is within easy reach of the city's fashionable boutiques, galleries, museums and restaurants. It has a fully equipped health club and day spa, a heated rooftop pool and conference and event facilities.	Pullman Auckland is located in the heart of the city, minutes from Viaduct Harbour. It is ideally located close to Eden Park and the city's waterfront dining and entertainment precinct. Along with a full-service spa, the hotel has a restaurant, indoor pool and conference and event facilities.
Proposed stakeholder group	FIFA Delegation	VIP Delegation
★	★★★★★	★★★★★
🏠	411	340
🏟️	<b>Eden park</b> 3.1km / 7 mins	<b>Eden Park</b> 4.3km / 11 mins
✈️	26km / 22 mins	27km / 20 mins

★ Star rating    🏠 No. of rooms    🏟️ Distance to stadium    ✈️ Distance to airport



## 10.3.2 Wellington

Existing and planned hotel rooms by 2023

★★★★★	★★★★	★★★	Other (Airbnb & cabins)	Total
1,428	1,288	671	8,000	11,387

### FIFA venue hotel proposal

Name of hotel	<b>QT Wellington</b>
Overview	QT Wellington is the newest design-driven hotel. Its walls feature a curated collection of art sitting in a stunning harbourside location in the centre of the city. As part of Wellington's creative hub, the hotel epitomises cool luxury boasting high tech, sophisticated spaces and culinary excellence.
Proposed stakeholder group	FIFA Delegation
★	★★★★★
🏠	160
🏟️	<b>Wellington Stadium</b> 2.4km / 4 mins
✈️	7.9km / 12 mins

★ Star rating
🏠 No. of rooms
🏟️ Distance to stadium
✈️ Distance to airport





### 10.3.3 Christchurch

Existing and planned hotel rooms by 2023

★★★★★	★★★★	★★★	Other (Airbnb & cabins)	Total
380	1,947	826	3,175	6,328

#### FIFA venue hotel proposal

Name of hotel	Rendezvous Hotel Christchurch
Overview	Rendezvous Hotel Christchurch is close to major attractions including Cathedral Square, Christchurch Art Gallery, Christchurch Arts Centre, Canterbury Museum, Victoria Square and the famous Christchurch Botanic Gardens. The hotel has a restaurant, a fully equipped health club and conference and event facilities.
Proposed stakeholder group	FIFA Delegation
★	★★★★
🏠	177
🏟️	<b>Christchurch Stadium</b> 5km / 9 mins
✈️	10.1km / 14 mins

★ Star rating
🏠 No. of rooms
🏟️ Distance to stadium
✈️ Distance to airport



### 10.3.4 Hamilton

Existing and planned hotel rooms by 2023

★★★★★	★★★★	Other (Airbnb & cabins)	Total
723	196	2,100	3,019

#### FIFA venue hotel proposal

Name of hotel	Days Hotel
Overview	The Days Hotel is located in the centre of Hamilton City and is a short distance to the match venue. It offers a range of nearby leisure and entertainment options with convenient access to shopping precincts, theatres and high quality restaurants.
Proposed stakeholder group	FIFA Delegation
★	★★★★★
🏠	69
🏟️	<b>Waikato Stadium</b> 2.3km / 5 mins
✈️	15km / 16 mins

★ Star rating	🏠 No. of rooms	🏟️ Distance to stadium	✈️ Distance to airport
---------------	----------------	------------------------	------------------------





### 10.3.5 Dunedin

Existing and planned hotel rooms by 2023

★★★★★	★★★★	★★★	Other (Airbnb & cabins)	Total
28	496	77	2,433	3,034

#### FIFA venue hotel proposal

Name of hotel	Distinction Hotel
Overview	Distinction Hotel was recently transformed from the former 1937 Chief Post Office in Dunedin, into an elegant 4.5-star luxury hotel in the rejuvenated and vibrant warehouse precinct of the city. The hotel features a fitness centre, restaurants and spacious, versatile conferencing facilities.
Proposed stakeholder group	FIFA Delegation
★	★★★★☆
🏠	121
🏟️	<b>Dunedin Stadium</b> 3.2km / 6 mins
✈️	27.8km / 22 mins

★ Star rating
🏠 No. of rooms
🏟️ Distance to stadium
✈️ Distance to airport





## 10.4 FIFA HQ hotel

The two largest cities, Sydney and Auckland, are proposed as the options for the FIFA HQ hotel.

The FIFA HQ hotel will meet all the specific requirements of FIFA and will be equipped with efficient, reliable and up-to-date IT and telecommunications (IT&T) services with onsite technical support.



### 10.4.1 Sydney – Four Seasons Sydney

#### Main FIFA HQ hotel

Located in Sydney's historic The Rocks district, the Four Seasons Sydney is proposed as the FIFA VIP hotel as well as the FIFA HQ hotel in Sydney. An overview of the hotel is provided in section 10.2.1.

#### The hotel features:

- 531 guest rooms, including 33 suites, many with views of Sydney Harbour
- 1,675m<sup>2</sup> of meeting room space across 13 function rooms with flexible pillarless spaces
- A recently renovated grand ballroom offering advanced technology
- High speed internet and WiFi.

Other hotel facilities include a 24-hour fitness centre, heated outdoor pool and a luxurious Australian spa. The dining offering includes the Mode Kitchen & Bar, the Grain Bar and an executive lounge. Guests also have access to 24-hour business services.

### 10.4.2 Auckland – Cordis, Auckland

#### Secondary FIFA HQ hotel

Located in the heart of a lively area near Upper Queen Street, the Cordis is proposed as the FIFA VIP hotel as well as the FIFA HQ hotel in Auckland. An overview of the hotel is provided in section 10.3.1.

#### The hotel features:

- 411 elegant and light-filled rooms and suites, each equipped with workstations
- Meeting spaces range from the magnificent Great Room, the largest pillar-free ballroom in Auckland, to purpose-built gallery meeting rooms of varying sizes
- High speed internet and WiFi.

Other hotel facilities include a 24-hour fitness centre, heated outdoor pool and luxurious spa. The dining offering includes the Eight restaurant, the Lobby Lounge and High Tea by Cordis.

This section should be read in conjunction with Bid Information Template No. 7: Overview of Accommodation.







# 11

## TRANSPORT



## 11.1 Transport infrastructure



Australia and New Zealand will deliver an efficient and reliable transport solution for all FIFA Women's World Cup 2023™ (2023 FWWC) stakeholders. Comprehensive air, rail and road networks provide the foundation for the effective delivery of all competition and related transportation services.

## 11.2 Transport strategy and concept

The proposed transport strategy for the 2023 FWWC in Australia and New Zealand seeks to provide a high quality transport network for all stakeholders. The strategy draws on our extensive major event experience, incorporating international best practice and specific FIFA requirements.

### 11.2.1 Key principles

#### 1: Maximum use of public transport

This is a fundamental prerequisite to achieving the transport objectives and optimising the spectator experience. Integrated transport-inclusive match tickets that are valid for public transport will be active in most host cities on event days.

#### 2: Travel demand management

Transport planners in Australia and New Zealand have strong track records in achieving a reduction of the regular commuter baseload to enable the smooth operation of event-related transport.

#### 3: Protocol routes

Protocol routes will be established, and actively managed, by the responsible road and traffic authorities in each host city to connect key sites by the most direct routes.

#### 4: Equitable team travel

Considerable thought has been given to a range of match schedule options that ensure equitable travel arrangements for all teams.

### 11.2.2 Stakeholder transport solutions

Dedicated transport teams within each host city will implement the 2023 FWWC transport strategy. On arrival, and departure, FIFA stakeholders will experience priority immigration desks and expedited customs clearance and baggage handling procedures.

## Team Delegations

Team travel between host cities will involve, at FIFA's discretion, charter or commercial flights, with appropriate carbon offset programs. Within host cities, dedicated coaches, cars and gear vans will be made available to Team Delegations.

## FIFA Delegation and match officials

Travel between host cities will be provided by direct flights where travel by road exceeds two hours in duration. Within host cities, a fleet of vehicles and secure car parking will be made available.

## Spectators

Public transport will be the predominant form of transport for spectators, supplemented as necessary with park and ride facilities. Active transport options will be encouraged.

## Workforce

Workforce will be entitled to free public transport, supplemented by shuttle buses outside regular public transport operating hours.

---

## 11.3 Traffic management

Traffic in the major cities of both Australia and New Zealand is managed using the Sydney Coordinated Adaptive Traffic System (SCATS) technology, an intelligent traffic management system that uses vehicle detectors to enable automatic, real-time responses to fluctuations in traffic flows.

Both Australia and New Zealand have exemplary track records of traffic management optimisation for major events. A range of traffic management measures will be adopted to manage capacity on main thoroughfares around stadiums and surrounding areas. Event-specific Traffic and Transport Coordination Centres will be established in each host city to oversee traffic management initiatives.

---

## 11.4 Stakeholder collaboration

Within Australia, the Australian Government retains responsibility for national transport policy and operational matters, including airport operations. Within each state and territory, dedicated government transport agencies are responsible for the development and operation of safe, integrated and efficient transport systems.

Similarly, the New Zealand Transport Agency (NZTA) is responsible for the effective, efficient and safe land transport system throughout New Zealand. NZTA is supported by municipal transport agencies with responsibility for local transport provision.

For the 2023 FWWC, dedicated state and region-specific transport planning groups will ensure collaboration of transport operators, private operators, industry partners and other stakeholders in each host city.

---

## 11.5 Intelligent transportation systems

Intelligent transportation systems (ITS) are extensively deployed across public transport, traffic management, traveller information and electronic toll collection systems in all major cities in Australia and New Zealand.

Road and traffic authorities are well advanced on the establishment of regulatory and operational frameworks to enable connected and autonomous vehicle technology.

---

## 11.6 Host city transport infrastructure

Each of the proposed host cities benefits from excellent transport infrastructure and established major event transport plans.

## 11.6.1 Sydney



### Public transport infrastructure

Sydney's public transport system is operated by Transport for NSW.

- Sydney's train network links the wider metropolitan area with the city and extends to nearby major cities and tourist destinations
- Eight train stations located in central Sydney allow ease of access between stadiums and connections with services to the northern, southern and western suburbs lines
- Airport trains operate from the city every 10 minutes
- Sydney buses travel through the city and suburbs almost 24 hours a day
- Sydney's light rail network connects the inner western suburbs to the city centre
- Ferry services travel from Circular Quay in the city to various harbourside destinations.

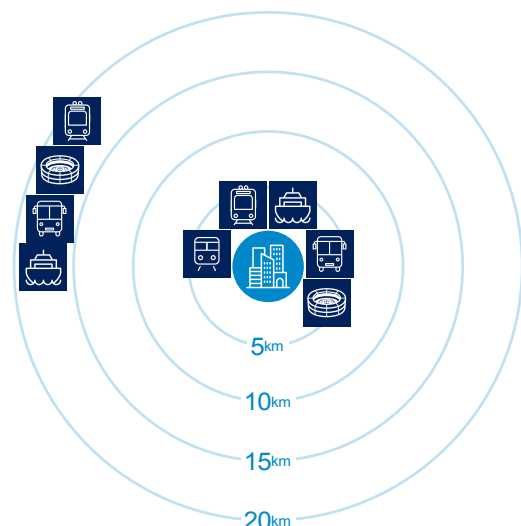
### Major event transport

#### Stadium Australia

Major event bus services operate across nine routes throughout the Sydney metropolitan area to Sydney Olympic Park, in addition to the express train service. Ferries drop spectators directly to the event precinct.

### Sydney Football Stadium

Major event express shuttle buses service the stadium precinct from Central and Circular Quay train stations. Regular bus services operate from the city to the stadium precinct. Upon completion in 2020, the Sydney Light Rail will provide services to the stadium precinct from the city every four minutes.





## 11.6.2 Melbourne



### Public transport infrastructure

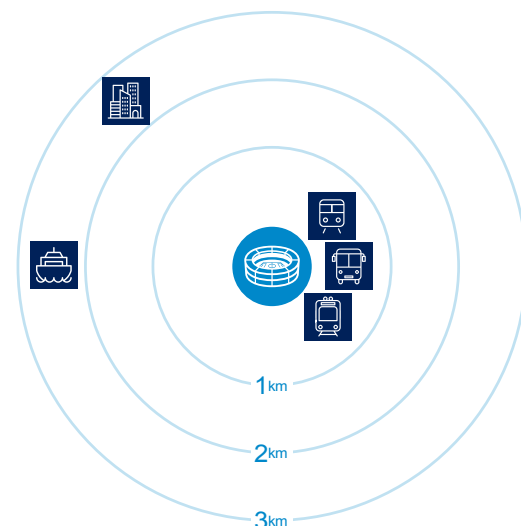
Melbourne's public transport network comprises train, tram, bus and coach services managed by Public Transport Victoria.

- Melbourne's metro trains operate between the outer suburbs and Flinders Street Station in the city. The city loop is Melbourne's underground system, with five stations servicing the city centre
- Melbourne has an extensive network of trams on key Melbourne thoroughfares. Yarra Trams operates 24 routes across more than 1,700 tram stops (400 with level access) throughout the city. A free tram zone also exists
- Melbourne buses run throughout the city
- SkyBus runs express services between Melbourne Airport and Melbourne's city centre 24 hours a day, seven days a week
- Two ferry services operate within Melbourne.

### Major event transport

#### Melbourne Rectangular Stadium

Regular train services operate on event days from across Melbourne into Richmond and Jolimont Stations, both within walking distance of the stadium precinct. In addition, high frequency bus and tram services operate across the city serving Melbourne Rectangular Stadium.



### 11.6.3 Brisbane



#### Public transport infrastructure

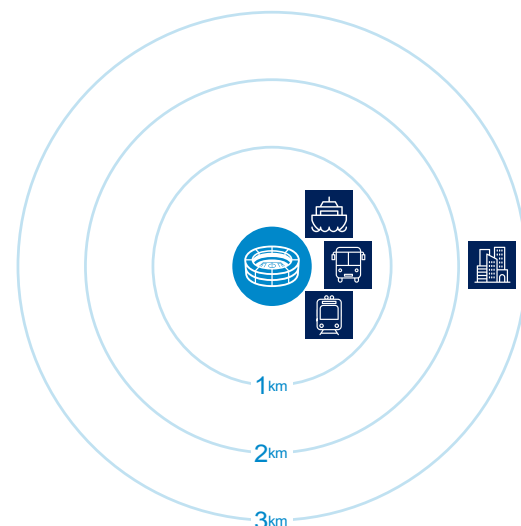
Brisbane buses, trains, ferries and trams on the TransLink network stretch across the state.

- TransLink operates a comprehensive bus service throughout the city, connecting the outer and inner suburbs to the city centre, major shopping centres, entertainment and dining precincts, railway stations and ferry terminals
- AirTrain operates a 20 minute service between Brisbane Airport and Brisbane city, with 15 minute frequency at peak times. This service also connects the Gold Coast to the Queensland Rail suburban network
- Brisbane City Council operates a ferry network along the Brisbane River.

#### Major event transport

##### Brisbane Stadium

Express special event shuttle bus services operate from key points across the city directly to Brisbane Stadium. In addition, regular rail services operate from across Brisbane through Milton and Roma Street Stations, both of which are within walking distance of the stadium.





## 11.6.4 Perth



### Public transport infrastructure

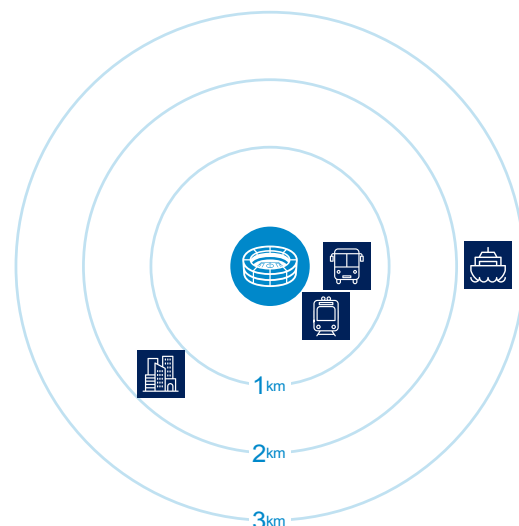
The City of Perth is well served through Transperth bus, train and ferry networks.

- Transperth, a division of the Public Transport Authority of Western Australia, operates the Perth metropolitan rail system
- Transperth operates regular bus services between Perth Airport, Perth city and other local centres
- Two ferry services operate within Perth city.

### Major event transport

#### Perth Rectangular Stadium

Regular bus and train services operate on event days, stopping within walking distance of the stadium. Additional services, particularly post-match shuttle buses, will be implemented to manage the movement of spectators and accredited personnel.





## 11.6.5 Adelaide



### Public transport infrastructure

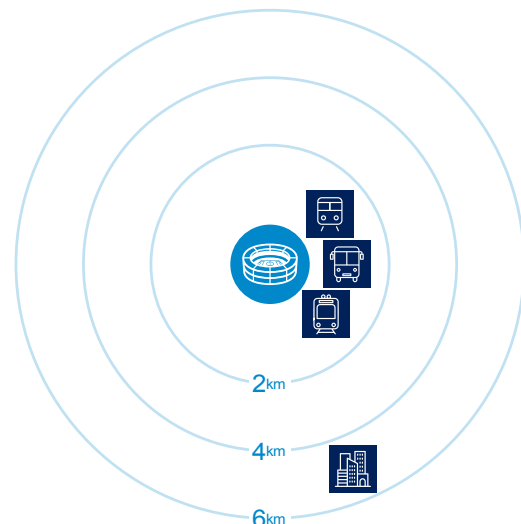
Adelaide Metro operates extensive public transport services, including buses, trains and trams throughout the city and the greater metropolitan area.

- Adelaide's train network extends throughout the metropolitan area with all lines leading to the Adelaide Railway Station in the city
- An extensive bus system provides full coverage around the Adelaide city centre and suburbs, as well as interchanges to railway stations.

### Major event transport

#### Hindmarsh Stadium

Frequent bus, train and tram services operate across metropolitan and regional Adelaide on event days, stopping within a short walk of the stadium. Additional tram services from the city centre to the stadium operate on major event days.



## 11.6.6 Newcastle



### Public transport infrastructure

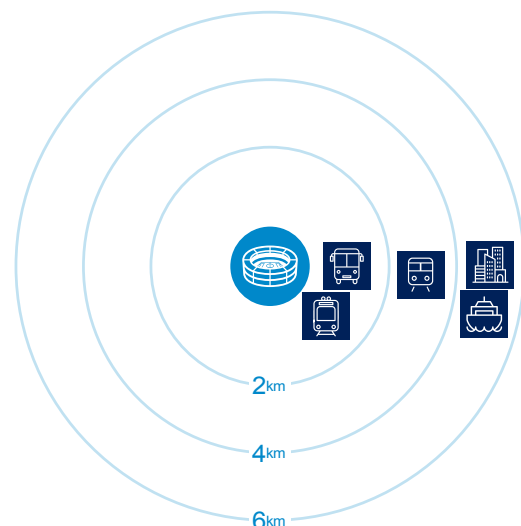
Newcastle offers a range of public transport services throughout the Hunter region, including trains, buses and the Stockton Ferry.

- Trains operate from suburban areas and the lower Hunter to the centre of Newcastle. Direct train lines also extend through to Sydney
- The light rail system in Newcastle operates between the Newcastle Interchange and the city centre
- A public bus service operates from Newcastle Airport to Newcastle Station
- A ferry service operates between Stockton Wharf and Newcastle Wharf.

### Major event transport

#### Newcastle Stadium

Broadmeadow Station is a 1.5 kilometre walk from Newcastle Stadium. Regular trains operate from Sydney and surrounding areas. Regular and event day bus routes serve the stadium from key points in Newcastle, including park and ride locations.





## 11.6.7 Launceston



### Public transport infrastructure

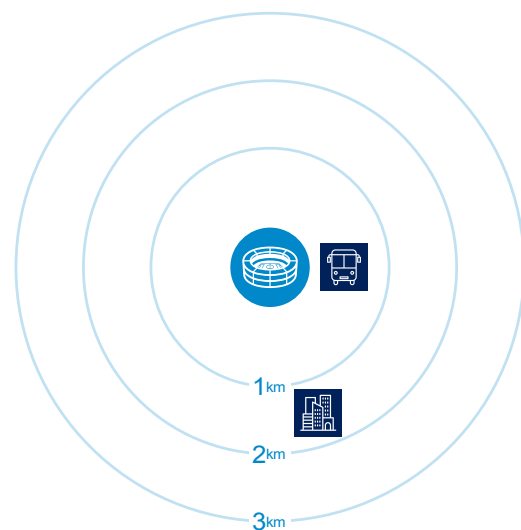
Buses are the focal point of the public transportation system in Launceston.

- Bus routes operate throughout the city and surrounding metropolitan area
- A shuttle service operates between Launceston Airport and Launceston accommodation sites, servicing all departures and meeting all arrivals.

### Major event transport

#### York Park

Major event bus services operate from external points around the city, stopping outside York Park.





## 11.6.8 Auckland



### Public transport infrastructure

Auckland's public transport system comprises a train, bus and ferry network throughout the inner city and the wider region, with regular routes to most major attractions and main shopping, dining and entertainment precincts.

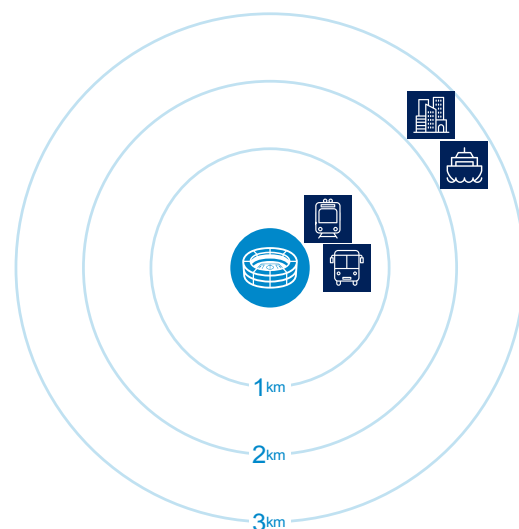
- The public transport systems are operated by Auckland Transport
- Buses constitute approximately 70% of public transport trips in Auckland and link the city centre to Auckland's suburbs. The city benefits from a growing number of dedicated bus lanes
- The train network comprises four lines, all terminating at the central Britomart Station
- Five ferry operators service a variety of routes radiating from downtown Auckland
- Regular shuttles operate on a 24-hour basis from Auckland Airport to the city centre.

### Major event transport

#### Eden Park

Eden Park is located 3 kilometres from the city centre and is easily accessible by train and bus.

During major events additional train and bus services are scheduled to supplement existing timetable services. Standard stadium traffic management plans are implemented in accordance with anticipated stadium capacities.



## 11.6.9 Wellington



### Public transport infrastructure

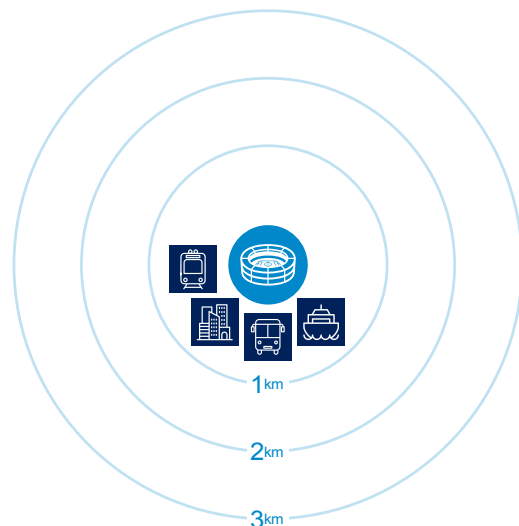
Wellington is served by bus, train and ferry services through the Metlink transport network, which connects the city to the greater Wellington region.

- Four train services converge at Wellington Railway Station, the city's central transport hub
- Over 100 bus services operate throughout the city and region
- Wellington Harbour Ferry service operates four routes from Wellington city centre
- The Wellington Cable Car transports passengers between the city centre and the suburb of Kelburn
- Airport Flyer operates an express bus service from Wellington Airport to the city centre.

### Major event transport

#### Wellington Stadium

Wellington Stadium is connected to Wellington Railway Station via an elevated walkway. From the city centre the stadium is a 5-10 minute walk. Additional bus and train services are scheduled as required on event days. Shuttle buses operate between the stadium and the entertainment precinct.





## 11.6.10 Christchurch



### Public transport infrastructure

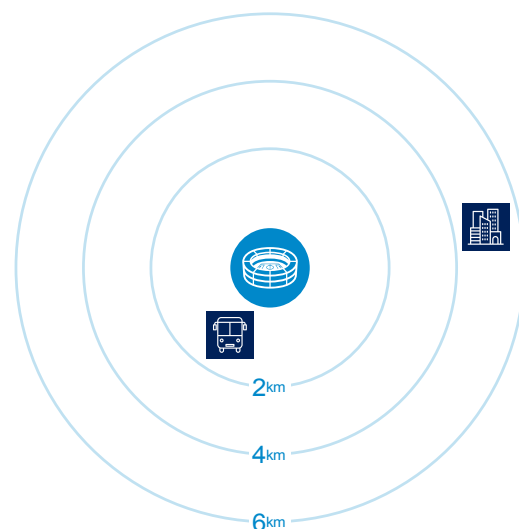
The Christchurch bus service operates throughout the city and reaches the wider Canterbury region.

- Christchurch bus and ferry services are managed by Environment Canterbury, operating under the brand name, Metro
- The Metro network operates 26 bus services between the city, outer suburbs and Christchurch Airport
- A ferry service operates from Christchurch to Diamond Harbour.

### Major event transport

#### Christchurch Stadium

Christchurch Stadium is well served by various bus routes and can be accessed on foot from the city centre. Additional major event bus services can be scheduled to supplement existing services. Standard stadium traffic management plans are implemented in accordance with expected stadium capacities.





## 11.6.11 Hamilton



### Public transport infrastructure

Hamilton is served through the BUSIT bus network which operates in the city and outer Waikato region.

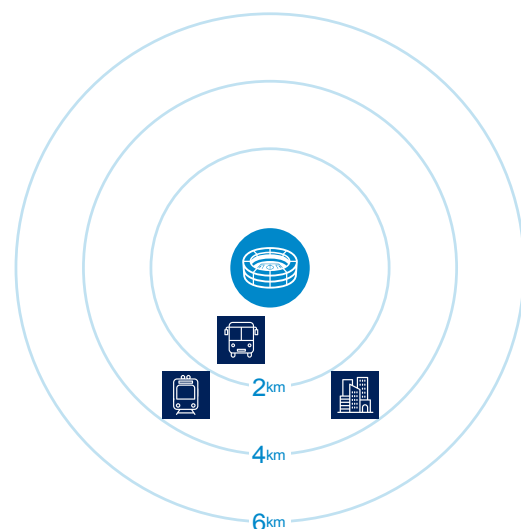
- BUSIT operates 24 bus services within Hamilton, as well as 12 services throughout the region
- BUSIT also operates a free shuttle service through the city centre
- Hamilton Transport Centre is the centrally located hub connecting passenger services in the city to regional and national services.

### Major event transport

#### Waikato Stadium

Waikato Stadium is an easy 15 minute walk from the city centre.

A complimentary shuttle bus operates from the city centre to the stadium with a 10 minute frequency on event days. Additional bus services can be scheduled to supplement existing services.



## 11.6.12 Dunedin



### Public transport infrastructure

Dunedin's bus network is operated by Orbus.

- Orbus operates 23 bus services in the city and outer suburbs
- The Central City Bus Hub is the heart of Dunedin's bus network and connects all city-bound bus services.

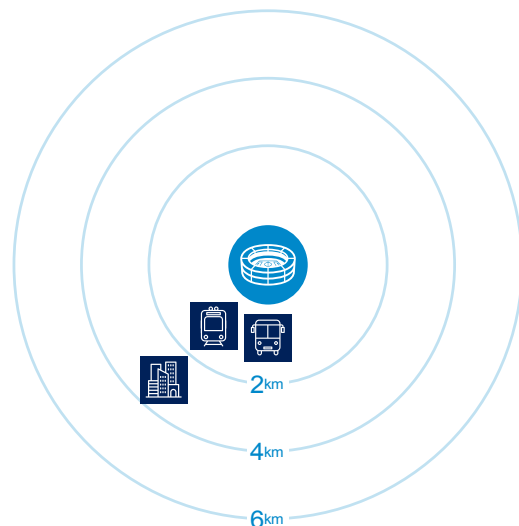
### Major event transport

#### Dunedin Stadium

Dunedin Stadium is well served by bus and is a 20 minute walk from the city centre.

Additional bus services are scheduled to supplement existing timetable services on major event days. Shuttle buses operate between Dunedin Stadium and the Octagon, Dunedin's city centre.

This section should be read in conjunction with Bid Information Templates No. 8: Overview of Airport Infrastructure and Facilities, No. 9: Overview of Travel between Host Cities and No. 10: Overview of Travel within Host Cities.









# 12

## SAFETY AND SECURITY

## 12.1 General safety and security environment

Australia and New Zealand share a reputation for being safe and secure countries characterised by high levels of personal security and safety.

## 12.2 Safety and security structures

### 12.2.1 Security responsibilities

In Australia, the Home Affairs Portfolio brings together Australia's federal law enforcement, transport security, criminal justice, emergency management, multicultural affairs, immigration and border-related agencies. Intergovernmental cooperative counter terrorism arrangements provide the authority to prevent, detect and respond to acts of terrorism.

In New Zealand, the Department of the Prime Minister and Cabinet provides leadership, strategic assessment and advice regarding all security matters, as well as coordination through the National Security System.

### 12.2.2 Crisis management arrangements

State and territory authorities are the first responders during disasters in Australia, with the Australian Government playing a critical role in coordinating support from other states, the Australian Defence Force, Commonwealth agencies and abroad.

In New Zealand, the response to significant security incidents is led by the Officials Committee for Domestic and External Security Co-ordination (ODESC), which supports the Cabinet Committee in developing strategic direction, setting high-level policies and priorities and authorising the application of additional resources. Operationally, significant security incidents are managed using the Coordinated Incident Management System (CIMS) that ensures central control and co-ordination of responses.

## 12.3 Provision of security for major sporting events

Australia and New Zealand have exemplary records in effective, unobtrusive security operations at international and domestic football events. A single, integrated police-led security command structure coordinates the security operations of all host cities. Legislation in both countries provides a strong framework for event security operations.

The major event security overlay in Australia and New Zealand is managed through an integrated three-tiered strategy:

### Tier 1 - Venue / event security

Tier 1 level security is provided by contract security engaged by the venue or event organiser. Tier 1 level security is provided at events such as W-League and A-League matches as well as FIFA World Cup™ Qualification matches in Australia and New Zealand.

### Tier 2 - State / regional police overlay

Tier 2 security overlays Tier 1 security and is the responsibility of the jurisdictional police and may be supplemented by other agencies. Tier 2 security covers the venue, its immediate surrounds and key sites. Tier 2 level security is in place at all major sporting events.

### Tier 3 - National overlay

Supplementing Tiers 1 and 2, the Tier 3 security overlay involves national government authorities responsible for the prevention of, and response to, politically motivated violence or acts of terrorism, provision of intelligence from national and international sources, border protection, dignitary protection, emergency management, aviation and maritime security.

National security arrangements were provided most recently during the Gold Coast 2018 Commonwealth Games. Tier 3 level security protocols will operate during the 2023 FWWC.

## 12.4 Safety and security strategy and concept

Australia and New Zealand undertake to comply with the safety and security requirements outlined in the 2023 FWWC Hosting Agreement.

Football Federation Australia (FFA) and New Zealand Football (NZF) implement strict security protocols at all levels of the game, overseen by a dedicated security officer. All 2023 FWWC matches will be conducted in accordance with the FIFA Security Guidelines.

### 12.4.1 Security concept

The 2023 FWWC integrated security approach will be guided by a comprehensive risk assessment, consistent with the protocols of the Australian / New Zealand Standard on Risk Management AS/NZS ISO 31000:2009.

Central to the security arrangements is the principle that operational security agencies will remain responsible for the delivery of their core functions, in line with the tiered security overlay model.

A tournament-specific 2023 FWWC Safety and Security Concept of Operations will outline the detailed plan for the successful delivery of the safety and security requirements in both countries. Constant monitoring of the tournament threat assessment will enable real-time refinements to security and police resourcing.

### 12.4.2 Stadium operations

Football match day operations and communications are managed at each venue from a Stadium Control Room. A Police Forward Command within the Stadium Control Room monitors the match and provides the strategic, tactical and operational response capability to any incident. Experienced private security companies deliver crowd safety and event security services.

### 12.4.3 Tournament-wide operations

Tournament-wide security planning will be integrated through Australia's Department of Home Affairs and New Zealand's Department of Prime Minister and Cabinet. Existing protocols will enable seamless coordination and real-time sharing of relevant information.

A Main Operations Centre (MOC) located in a secure central location will provide the tournament-wide hub of operations, delivering a centralised information, coordination, accountability and decision-making system.

Police representatives can be made available to each team for travel along designated protocol routes. Police escorts will also be arranged for movements of key stakeholders. Dignitaries will be provided with protection as appropriate by the Australian and New Zealand Governments in accordance with prevailing threat considerations.

This section should be read in conjunction with Bid Information Template No. 13: Overview of Safety and Security.





# 13

## HEALTH, MEDICAL AND DOPING CONTROL



### 13.1 The health systems of Australia and New Zealand

Australians and New Zealanders benefit from access to world-leading healthcare systems, delivered by a combination of public and private healthcare providers.

In Australia, development of the health policy and framework is the responsibility of the Australian Government, while state and territory governments operate day-to-day health services, including public hospitals.

The health system in New Zealand is administered by the 20 District Health Boards that manage and provide health services for their respective populations. The healthcare system offers free emergency care in public hospitals, including for foreign visitors.

### 13.2 Health and vaccination recommendations

There are no vaccination requirements for foreign visitors seeking entry to Australia and New Zealand, except in the instance where a visitor is arriving from a country with risk of yellow fever, in which case proof of yellow fever vaccination is required.

### 13.3 Environmental conditions

Australia and New Zealand enjoy natural geographical advantages that, combined with strict quarantine and biosecurity laws, have ensured the risk of infectious disease remains low, despite the ease of international travel to both countries.

The combination of natural characteristics and a commitment to environmental accountability ensures that our air and water quality are excellent and our health standards are amongst the highest in the world.

### 13.4 Private and public healthcare systems

Healthcare is available to all Australian citizens through the national public health “Medicare” system, funded and administered by the Australian Government. Eligible individuals receive access to medical services, prescription pharmaceuticals and hospital treatment in public hospitals. In addition, a comprehensive network of private hospitals and healthcare providers is licensed by states and territories.

In New Zealand, the District Health Boards oversee and fund the 46 primary health organisations established throughout the country that provide primary healthcare services to New Zealanders. Enrolled citizens benefit from government-funded hospital and specialist care if the patient is referred by a general or family practitioner.

### 13.5 Medical coverage for foreign visitors

Foreign visitors to Australia and New Zealand can expect to receive excellent healthcare in both the public and private systems.

Australia holds reciprocal healthcare agreements with Belgium, Finland, Ireland, Italy, Malta, Netherlands, New Zealand, Norway, Slovenia, Sweden and the United Kingdom. Citizens of these countries who meet the necessary conditions are entitled to emergency treatment for illnesses and injuries through Australia’s Medicare system. New Zealand holds reciprocal healthcare agreements with Australia and the United Kingdom. In addition, New Zealand’s Accident Compensation system provides universal no-fault accidental injury cover.

Visitors to Australia and New Zealand are advised to secure private travel insurance to cover medical expenses for the duration of their stay to ensure access to the most comprehensive medical services.



### 13.6 Medical services for major events

Australia and New Zealand commit to the provision of world class care for players and team officials, drawing on our extensive experience and expertise in the field of sports medicine and the delivery of health services at recent major international events. Football Federation Australia (FFA) and New Zealand Football (NZF) have implemented the FIFA medical standards in full for all FIFA World Cup™ Qualifiers conducted at many of the stadiums proposed for the FIFA Women's World Cup 2023™ (2023 FWWC).

Fully equipped stadium medical rooms will be provided within competition areas, supplemented by pitch-side care.

Dedicated emergency and non-emergency medical services will be provided for 2023 FWWC key stakeholder groups as required by FIFA.

### 13.7 Treatment of sports-related injuries

For each of the proposed stadiums, a major public or private hospital offering world standard medical care is located in close proximity (on average within 3km of the stadium, up to a maximum of 10km). These leading hospitals house 24-hour emergency departments and offer a full range of services.

### 13.8 Treatment of delegation members

The proposed accommodation sites in each of the host cities are centrally located within a short distance of major hospitals. Treatment will be provided to FIFA Delegation members by the most appropriate and best-equipped hospital or medical facility.

### 13.9 Emergency response capability

Australia and New Zealand have sophisticated and well-established emergency response arrangements. Legislation requires that any large-scale emergency response is led by the relevant state, territory or regional agency in accordance with clearly documented emergency and disaster management plans. The plans assign an appropriate lead agency, supported by all emergency services such as police, ambulance and fire brigade, as well as other relevant public, private and community specialist agencies.

### 13.10 Anti-doping compliance

Australia and New Zealand are signatories to the UNESCO International Convention against Doping in Sport and meet the requirements of the World Anti-Doping Code (Code). The National Olympic and Paralympic Committees of Australia and New Zealand are compliant with the current Code.

Australia's National Anti-Doping Scheme is enshrined in the Australian Sports Anti-Doping Authority Act 2006 and the Australian Sports Anti-Doping Authority Regulations 2006. The Australian Sports Anti-Doping Authority (ASADA) is the Code-compliant designated national anti-doping organisation.

Drug Free Sport NZ (DFS NZ) is a crown entity established under the New Zealand Sports Drug Agency Act 1994 (and subsequently the Sports Anti-Doping Act 2006). Also Code-compliant, DFS NZ has responsibility for implementation and application of the World Anti-Doping Code in New Zealand.

This section should be read in conjunction with Bid Information Template No. 14: Overview of Medical.



# 14

## INFORMATION TECHNOLOGY AND TELECOMMUNICATIONS



## 14.1 IT&T fixed and mobile network and infrastructure

The thriving, deregulated and highly competitive telecommunications markets of Australia and New Zealand are underpinned by a robust and reliable information technology and telecommunications (IT&T) network and infrastructure.

Building on this platform and optimising emerging technologies, FIFA can be assured of a seamless technical experience for all stakeholders at the FIFA Women's World Cup 2023™ (2023 FWWC).

At June 2018 the Australian telecommunications market comprised:

- **41.7 million** internet subscribers, up 4% in 12 months
- **34.8 million** mobile and voice data services, also up 4%
- **293** telecommunications carriers, up 6%
- **6.6 million** Australians now opting exclusively for mobile services
- **99.4%** population coverage of mobile network
- **11** diverse submarine fibre-optic cables connecting Australia to the world
- **USD 30 billion** in revenue, projected to increase to **USD 32 billion** by 2022.

Four major telecommunications providers dominate the Australian market, providing a comprehensive yet diverse selection of fixed and mobile voice and data services.

### Telstra

Telstra is Australia's largest telecommunications provider, offering a full range of telecom services across the country. Telstra's mobile network covers 99.4% of the population, with 17.6 million retail mobile services (41% market share) and an average mobile download speed of 40Mbps. With a 59% market share, Telstra provides some 5.4 million retail fixed voice services and 3.5 million retail fixed broadband services.

### Optus

Optus is the second largest mobile operator, with 29% share of the mobile market and mobile coverage extending to 98.5% of the population. Optus delivers mobile, national and long-distance services, local and international telephony, business network services, internet and satellite services, subscription TV and digital media services.

### Vodafone Australia

The third largest provider of mobile services (19% market share), Vodafone's mobile network covers 96% of Australia's population and has a customer base of almost 6 million.

### TPG Telecom

TPG holds a 17% market share of fixed line services and is set to become the fourth mobile operator in Australia. It has the largest data network and voice network after Telstra, the largest fully converged voice, video and data IP-based access network in regional Australia, and the largest voice-over IP network in the country.

At December 2018, the New Zealand telecommunications market comprised:

- **6.4 million** mobile subscribers
- **1.64 million** fixed line broadband subscriptions, including 605,000 fibre to the premise (FTTP) connections
- **52 resellers** of FTTP connections via the Ultra Fast Broadband (UFB) program
- An average of **172GB per residential broadband** subscription was downloaded per month
- **98.5%** population coverage of mobile network
- **3** diverse submarine fibre-optic cable operators connecting New Zealand to the world
- **USD 3.4 billion** in revenue
- **USD 1.1 billion** overall investment in infrastructure.

Four major telecommunications providers service the New Zealand market, with a comprehensive selection of fixed and mobile services. All four are resellers of the FTTP that will reach 87% of the population by 2023.

### **Spark New Zealand**

Spark is the country's dominant provider of fixed line, mobile and internet services with a market share of 43% of the fixed line broadband market. They have recently launched fixed wireless 5G in certain areas of the country. Spark also provides long distance fixed fibre for business to business use.

### **Vodafone New Zealand**

The largest mobile phone provider in New Zealand, Vodafone enjoys a 41% market share and will launch 5G in late 2019 in high demand areas. Vodafone also has access to an extensive network of backhaul radio and fibre network.

### **2degrees**

With a market share of 21% of the mobile market, 2degrees offers mobile, fixed line and broadband services to both the consumer and business market.

### **Vocus**

Vocus provides retail, wholesale and corporate telecommunications services across New Zealand and holds a 13% share of the fixed line broadband market.

## **14.2 Modification, adaptation, expansion and development plans**

The Australian telecommunications sector benefits from ongoing investment, delivering continual improvements to both fixed and mobile network and infrastructure.

### **Fixed: National Broadband Network (NBN)**

Currently being rolled out across Australia, the NBN upgrades the existing fixed line phone and internet network to deliver next generation, high speed and reliable phone and internet services across the country, including a full range of fibre, hybrid fibre coaxial, fixed wireless and satellite services.

### **Mobile: 5G**

Australia has long been a leader in mobile networking. Telstra has already switched on more than 200 5G base stations in capital cities and will connect all major cities and regional areas to 5G during 2019. Optus has committed to 1,200 5G base stations by March 2020. Vodafone is expected to offer its first commercial 5G services in early 2020.

In New Zealand, three current major projects will provide enhanced connectivity:

- **Ultra-Fast Broadband (UFB) program** is a New Zealand Government initiative that will enable access of around 87% of New Zealanders to FTTP by the end of 2022. At June 2019, the UFB build is 85% complete, ahead of schedule. Almost 75,000 connections are already at gigabit speeds (1000 Mbps).
- **Rural Broadband Initiative (RBI)** provides faster internet to hundreds of thousands of rural communities outside UFB areas. Phase one was completed in June 2016 and has provided new or improved broadband to over 300,000 rural households and businesses.
- **Mobile Black Spot Fund (MBSF)** will deliver new mobile coverage on state highways and tourist areas by 2022. This is expected to increase geographic mobile coverage from approximately 50% to as much as 80%.

This section should be read in conjunction with Bid Information Template No. 15: Overview of IT&T.





# D

## COMMERCIAL

### SECTIONS

---

Revenues and contributions	15
Organising costs	16







# 15

## REVENUES AND CONTRIBUTIONS



## 15.1 Competition-related income

The FIFA Women's World Cup 2023™ (2023 FWWC) in Australia and New Zealand will deliver an unprecedented commercial return, driving an uplift in current investment and unlocking new investment into the women's game.

Australia and New Zealand have sophisticated commercial sports markets, as demonstrated through major sports sponsorship activities across multiple sporting codes.

Each country has a highly developed sports economy that values the power of women's sport, attracts corporate sector investment in media rights and sponsorship and has demonstrated experience in hosting major sports events that generate outstanding commercial returns.

The Asia-Pacific region is home to 60% of the world's population, some 4.3 billion people, and includes the world's most populous countries. As members of the world's fastest growing sports market, we present FIFA with the opportunity to engage with this economic powerhouse to unlock new investment opportunities.

A leading global sports agency has provided an independent and comprehensive valuation of potential tournament commercial revenues that reflects the strength of this commercial opportunity.

## National supporters

Football in Australia and New Zealand benefits from strong investment by national supporters.

The W-League and the Matildas currently enjoy the support of a total of 12 sponsors. Partnership interest is on the rise as commercial entities understand the value of the growth of women's sport and seek an association with Australia's favourite team.

A range of local and international partners support New Zealand Football (NZF), seeking to leverage an association with the country's largest participation sport. The Football Ferns are one of the nation's most-recognised female sporting teams and gained significant exposure from their participation in the FIFA World Cup France 2019™.

The 2023 FWWC is the opportunity to further expand investment in women's football in both countries through a structured national supporters' program. In partnership with FIFA, we will create new national supporter categories that will be active during the competition, and will continue post-tournament to attract support to women's football in Australia, New Zealand and the Asia-Pacific.

## Ticketing

The ticketing strategy proposed for the 2023 FWWC in Australia and New Zealand will:

- Maximise tournament attendances through affordable ticket prices
- Achieve full stadiums
- Generate strong commercial returns
- Provide a legacy of engaged fans.

The total number of available tickets for sale has been determined by the net seating capacity of each proposed venue based on an indicative match schedule. Ticket sales have been modelled using a bottom-up approach calculated for each match.

To ensure the complete support of our vibrant, engaged fan base, affordable ticket prices and packaging options are central to the ticketing strategy.

The ticket pricing model is designed to ensure the widest possible accessibility, with a proposal that USD 5 tickets are available for children and all match tickets are priced below USD 90.

Proposed ticket prices reflect final prices to fans.

Competition stage	Proposed range of ticket prices	
Opening Match	USD	11 - 64
Inaugural Match	USD	11 - 64
Group Stage	USD	5 - 30
Round of 16	USD	9 - 47
Quarter-finals	USD	10 - 53
Semi-finals	USD	13 - 62
3rd Place Play-off	USD	9 - 47
Final Match	USD	13 - 87

The anticipated total attendance figure for the tournament is forecast at 1.5 million people.





---

## Hospitality

Sophisticated major events hospitality markets exist in Australia and New Zealand. FIFA can be assured of a strong revenue stream through hospitality sales.

The 2023 FWWC stadiums provide multiple hospitality offerings, from lounges and sky box dining to open corporate boxes.

The various options provide FIFA with the opportunity to develop hospitality products at different price points, thereby meeting the needs of a wider audience.

---

## Merchandising

Football fans are renowned for demonstrating support and passion for their teams through event merchandise. Purchasing merchandise connected with the event is an important part of the fan experience.

At the 2023 FWWC in Australia and New Zealand, we will ensure there are opportunities for fans to purchase FIFA Women's World Cup™ merchandise at all stadiums, Fan Experience sites and key entry and exit points in both countries.

---

## Food and beverage concessions

The stadiums proposed for the 2023 FWWC have extensive experience in the service of high quality food and beverage offerings at affordable prices. Football Federation Australia (FFA) and New Zealand Football (NZF) will support FIFA in the appointment of food and beverage concessionaires and in ensuring strong returns from this revenue stream.

The revenue model for food and beverage has been calculated by applying an average expenditure per head. The per head spends are based on the experience of recent major domestic and international sporting events in Australia and New Zealand.

---

## Other revenues

FFA and NZF have explored the potential opportunities for further revenue generation from the competition. While it is recognised that FIFA will retain all commercial rights, an analysis of the media landscape in Australia and New Zealand indicates that additional media revenues could be generated locally.

Collectively, Australia and New Zealand attract some 12.95 million tourists every year, making the development of a travel package program for 2023 FWWC an exciting opportunity.



## 15.2 Subsidies and contributions

### Government and public authorities

The Australia and New Zealand bid to host the 2023 FWWC has the complete support of all levels of government.

The Australian Government has executed all government guarantees and has committed to the provision of a significant financial contribution towards the costs of staging the tournament.

The relevant Australian governments have executed the Host City Agreements, Host City Declarations and Airport Undertakings.

In New Zealand, the Host City Agreements have been provided by the relevant government authorities. Letters of assurance demonstrate the government's commitment to fulfilling all hosting requirements. The New Zealand Government will also make a sizable financial contribution for government services in support of the tournament.

### Member Associations

FFA and NZF will commit to the allocation of resources to undertake key aspects of tournament planning and delivery at no cost to the tournament budget. The services to be provided will be agreed in consultation with the 2023 FWWC Entity and may include:

- Staging test event matches
- Supporting the 2023 FWWC Entity through provision of resources
- Developing and managing legacy programs
- Documenting knowledge transfer materials for future FWWC hosts.

This section should be read in conjunction with Bid Information Template No. 16 Part C: MA Revenues Estimation.







# 16

## ORGANISING COSTS



## 16.1 Principles guiding development of the budget

With our proven track records of hosting major sports events, Australia and New Zealand recognise the importance of delivering a world class FIFA Women's World Cup 2023™ (2023 FWWC) as a means to broaden the exposure and commercial value of the tournament.

The stable economies of Australia and New Zealand, coupled with a sophisticated commercial strategy, will ensure the competition produces maximum financial return with minimal risk.

In addition, Football Federation Australia (FFA) and New Zealand Football (NZF) have secured significant financial support from their governments.

The following principles have guided development of the detailed budget:

- The requirements specified within the FIFA budget templates have been observed
- International major sporting event experts have been involved in the budget development exercise to ensure that all obligations are understood and fully costed
- Expenditure budgets have been developed in accordance with knowledge and historical data from previous football competitions and major sporting events
- No capital expenditure is anticipated, as no investment in stadium, transportation or accommodation infrastructure is required to host the 2023 FWWC
- The budget has been developed in US dollars using an AUD / USD exchange rate of 0.68 and a NZD / USD exchange rate of 0.635
- An inflation rate of 2% per annum has been applied.



## 16.2 Initial Operational Phase budget

The detailed budget for the Initial Operational Phase (IOP) from June 2020 to December 2020 covers the costs related to the Member Association deliverables during this period.

The IOP budget has been developed using the following assumptions:

- Allowance has been made for an appropriate level of headcount to enable planning for the 2023 FWWC to commence immediately following the appointment of the tournament host
- An experienced and respected leadership team will manage the execution of all IOP deliverables
- Engagement with Host Cities, stadiums and training sites will continue throughout the IOP
- An appropriate allowance is made for travel to Zurich to meet with FIFA during this crucial set-up phase
- There is provision for establishment of the project management planning tools and overall competition project plan
- An allowance is included for financial and legal services
- It is anticipated development of the event communications plan will commence during the IOP.

## 16.3 Event overhead cost budget

The event overhead cost budget has been developed in accordance with the FIFA budget template specifications and is based on the following assumptions:

- An experienced workforce of 138 people, as specified by FIFA, is budgeted for the period 2021 - 2023
- The budget includes the Host City, stadium and training site selection tours
- The development of a promotion and communication strategy has been costed on the basis of previous event experience; it addresses the promotional events referenced in the FIFA Hosting Requirements
- Media centre infrastructure costs are drawn from the experience of past major sporting events and adjusted to ensure compliance with the FIFA Hosting Requirements
- Travel and accommodation costs are recognised for each FIFA program
- Costs are included for relevant legal, finance and project and knowledge management activities.





## 16.4 Event specific hosting obligations budget

The event specific hosting obligations budget are guided by the following assumptions:

### Event overlay and stadium technical installations

The costs related to stadium and training site overlay are consistent with the FIFA Hosting Requirements. The overlay budget is informed by the experience of previous football competitions and other major sporting events held in Australia and New Zealand.

### Safety and security

The safety and security budget incorporates the deployment of magnetometers and vehicle screening equipment at match venues as outlined in the FIFA Hosting Requirements.

On the advice of industry experts, the security budget is predicated on a 'probable' threat level and extends to costs related to the provision of security at training venues, team hotels and FIFA hotels, as well as match venues.

### Communications

The comprehensive marketing rights delivery budget will enable implementation of an exciting, compelling marketing and community engagement program that drives ticket sales and promotes women's football. The budget allows for the creation of a multicultural community engagement program, a primary school education program and an appropriate level of media spend.





## Training sites and stadium management

The base camp, training site and stadium monitoring program relates primarily to the oversight of field of play preparations and venue readiness.

## Volunteers

Our strong volunteer culture and history is evident in every major event hosted in Australia and New Zealand. For the 2023 FWWC, volunteers are central to the hosting concept and will contribute significantly to the fan experience. The proposed volunteer program incorporates recruitment, training, retention and acknowledgment of volunteers.

## 16.5 The event budget

FFA and NZF commit to submitting the Event Budget to FIFA by September 2020 in accordance with the Hosting Agreement obligation.

The strong track records of FFA and NZF in managing the budgets for major football events are exemplary. FIFA may be assured of the strictest adherence to the approved budget, generating a tournament surplus that could be directed towards legacy and other football-related programs.

This section should be read in conjunction with Bid Information Template No. 16 Part A: Proposed MA Expenditure Budget and Bid Information Template No. 16 Part B: MA Expenditure Budget IOP.





# E

## HUMAN RIGHTS AND SUSTAINABILITY

SECTION

---

Human rights and sustainability

17





# 17

## HUMAN RIGHTS AND SUSTAINABILITY



---

## 17.1 Introduction

Three overriding factors speak to the importance of human rights and sustainability in Australia and New Zealand:

---

### 17.1.1 Embedded authenticity

Australia is ranked number 3 in the world on the United Nations Development Programme Human Development Indicators and New Zealand is ranked number 16, demonstrating our commitment to gender equality that will be evident throughout the FIFA Women's World Cup 2023™ (2023 FWWC) in Australia and New Zealand. Key to our joint hosting concept will be partnerships with regional and national women's organisations, sporting clubs for women and girls, and community advocates for gender equality. Our aspirations are outlined in the *National Sport Plan: Sport 2030* and the *Strategy for Women and Girls in Sport and Active Recreation* in Australia and New Zealand respectively.

---

### 17.1.2 Tested experience and ambition

Our collective sustainability experience, along with learnings from the Sustainability Strategy employed during the recent FIFA Women's World Cup France 2019™, provides a valuable base for the 2023 FWWC. We will also benefit from hosting the Women's Rugby World Cup New Zealand 2021, with the stated ambition for women in rugby to have equity on and off the field, and the 2020 ICC Women's T20 World Cup in Australia, which is seeking to attract the largest ever Australian audience for a female sporting event.

During the 2018 Gold Coast Commonwealth Games (GC2018) in Australia, the sustainability commitments were among the most rigorous of any major sporting event.

Organisers embraced the United Nations Guiding Principles on Business and Human Rights (UN Guiding Principles) to a degree previously unmatched by another nation, with a legacy of new policies and lessons learned. The Secretariat for the International Working Group (IWG) of Women and Sport is currently based in New Zealand. In 2022, Auckland will host the World Conference on Women and Sport, addressing global issues of gender equity and advancement for women in all sport. Australia and New Zealand will aim higher than a 'do no harm' approach, strengthening norms around the rights and status of women in sport and society.

---

### 17.1.3 Demonstrated commitment

As co-hosts, Australia and New Zealand will promote international and community debate about the rights of women and girls, including access to sport, female-friendly sports infrastructure, equal pay, anti-discrimination issues and the breaking down of stereotypes. Women's rights have long been important in Australia and New Zealand. New Zealand is celebrated as the first nation to have given women the right to vote. Historically, both nations have been led by female leaders, including the incumbent New Zealand Prime Minister Jacinda Ardern, who is a passionate supporter of women in sport and leadership.

The impact that sport can have on women is recognised across both countries. Football Federation Australia (FFA) and New Zealand Football (NZF) are two of the first Member Associations to have implemented player pay parity at the senior levels of football.



The following key forums have been identified as platforms for ongoing debate on inclusivity and gender equality:

- As part of the FIFA Football Conference, Analysis on the FIFA Women's World Cup 2023™, FFA and NZF will offer to host a high level trans-Tasman summit with key representatives of the FIFA, UN and local human rights bodies
- New Zealand will host the 8th IWG World Conference on Women and Sport in May 2022.

## 17.2 Plan for community and stakeholder dialogue

Community and stakeholder buy-in will be obtained through dialogue conducted in each of the proposed host cities on topics such as human rights, anti-discrimination, accessibility and environmental protection. Australia and New Zealand will seek to partner with UNICEF, Australian and New Zealand Human Rights Commissions, UN Women, local indigenous leaders and human rights practitioners for maximum impact.

Specific initiatives for the 2023 FWWC include:

- A partnership co-design approach with Indigenous People consultation
- The continual consultation model
- A materiality assessment of potential environmental and social impacts of 2023 FWWC to highlight key social impact areas
- Partnerships with trusted advocates in gender equality and human rights
- Further due diligence and gap analysis to review impacts through a human rights lens, applying the tests of scale, scope and remediability.

## 17.3 Concept for a Sustainable Event Management Strategy

With the legacy of independently verified practices from recent large sporting events, Australia and New Zealand can deliver a tested concept for the sustainable event management strategy for the 2023 FWWC in line with ISO 20121 and the Global Reporting Initiative (GRI) framework Sustainability Reporting Standards.

The internationally recognised and award-winning framework from the GC2018 set benchmarks and aspirational standards for healthy, locally sourced, inclusive and ethical food and beverage options across all venues.

Excess food from the athletes village was distributed to charities at the conclusion of the event and clear guidelines were provided to suppliers to procure all goods sustainably and ethically.

### Three key sustainability pillars for the 2023 FWWC are proposed:

#### Source responsibly

We are committed to delivering a 2023 FWWC procurement program that achieves a positive impact on material selection, labour rights and local capacity building.

#### Manage our impacts

Our tournament-specific policies will address the impacts of hosting the 2023 FWWC, including the management of carbon emissions through an offset program.

#### Inspire inclusive & active communities

The 2023 FWWC will welcome participation by all people. Our legacy will be a generation of girls inspired to play football.

## 17.4 Strategy for sustainable procurement

The 2023 FWWC strategy for a sustainable procurement process will be fully compliant with the provisions of the FIFA Code of Ethics and UNODC handbook *A Strategy for Safeguarding against Corruption in Major Public Events*. The strategy will draw on the learnings from the GC2018 Sustainable Goods and Services Guidelines (which achieved levels 4 and 5 (out of 5) competency in ISO 20400 Sustainable Procurement) and will be underpinned by the following governing principles of sustainable development:

- **Inclusivity** – to ensure that all interested parties are able to participate without fear of discrimination
- **Integrity** – to conduct the 2023 FWWC in an ethical manner, consistent with international standards of behaviour
- **Stewardship** – to take responsibility for the 2023 FWWC economic, environmental and social outcomes
- **Transparency** – to communicate willingly and openly about the decisions and activities that affect the social, environmental and economic outcomes of the competition
- **Leadership** – to demonstrate leadership by setting new benchmarks for the delivery of the 2023 FWWC and constantly improving ways of working.

Australia and New Zealand are consistently ranked as two of the least corrupt nations in the world in the Transparency International Corruption Perceptions Index (currently they are ranked #13 and #2 in the world respectively).

## 17.5 Human rights commitment

Australia and New Zealand will each make an explicit public commitment to human rights as co-hosts of the 2023 FWWC and undertake to conduct a comprehensive and dynamic human rights risk assessment. Working with credible external partners, we will provide a detailed strategy to address risks relating to the hosting and staging of the competition in accordance with all internationally recognised human rights and the UN Guiding Principles on Business and Human Rights.

The key features of the proposed human rights strategy for the 2023 FWWC in Australia and New Zealand include:

- Respect for the principles of the WADA Draft Charter of Athlete's Rights
- A robust child safeguarding policy that complies with the United Nations Convention on the Rights of the Child
- A commitment to manage and respond to any racist, homophobic or sexist vilification in match venues during the competition
- A sensitive approach to dealing with issues related to sexual orientation, gender identity and expression
- Provision of assistance to athletes with mental and physical health needs
- A system to deal with asylum claims lodged by athletes, visiting tourists or officials, in partnership with national authorities.

Australia and New Zealand will develop a complaints mechanism that complements the FIFA protocols, in partnership with the Australian and New Zealand Human Rights Commissions.

### Case study

The continual integration of indigenous Māori language and culture throughout Aotearoa New Zealand, is part of the ongoing commitment to honour the principles of the Treaty of Waitangi. Increasingly the views, opinions and actions of New Zealanders, such as haka (traditional preparation for battle) before sport matches, reflect the bicultural foundations of the country that are widely accepted as part of the national identity. This demonstrates the deep respect for Māori as an indigenous partner in Aotearoa New Zealand and will be a signature of the 2023 FWWC commitment to the UN Declaration on the Rights of Indigenous Peoples.

tobacco-free, accessible and environmentally friendly in accordance with respective regulations in Australia and New Zealand, as well as FIFA policies and requirements.

Existing policies already conform to or exceed these requirements, for example:

- All sporting infrastructure and stadiums must conform to the Australian 2013 National Construction Code requirements and disability laws (in Australia) and the New Zealand Building Act, the Building Code and its Acceptable Solutions and New Zealand Standard 4121:2001 - Design for access and mobility (in New Zealand)
- Robust accessibility standards are in place: Disability Standards for Accessible Public Transport (2002) in Australia and the New Zealand Transport Strategy 2008
- Australia and New Zealand lead the world in anti-smoking measures, as acknowledged by the World Health Organisation.

This section should be read in conjunction with Bid Information Template No. 18: Sustainability Concept and Human Rights Strategy.

## 17.6 Environmental and ethical commitments

Australia and New Zealand will make immediate explicit public commitments with great confidence attesting that the 2023 FWWC will be discrimination-free,















**BIDDING NATIONS**  
AUSTRALIA & NEW ZEALAND